



BRITISH 125GP

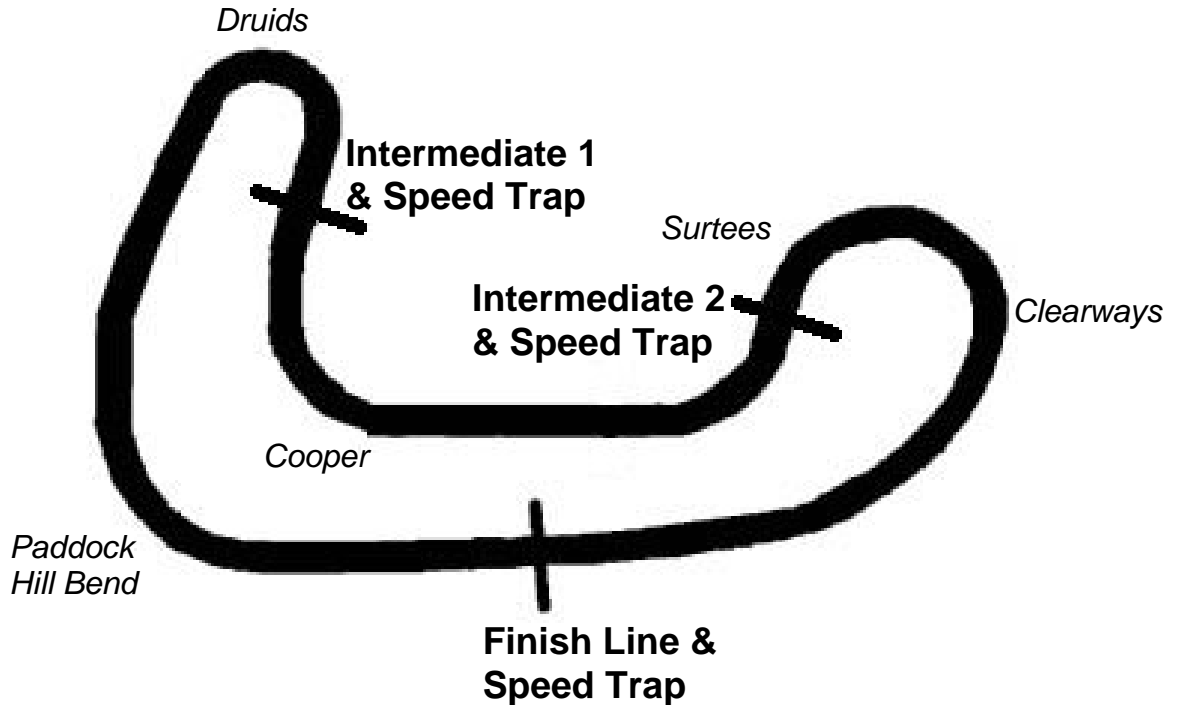
Round 1
Brands Hatch Indy

10th - 13th April 2009



Results Provided by Timing Solutions Ltd
www.tsl-timing.com

BRANDS HATCH INDY



Circuit Length: 1.1986 miles / 1929.0 metres
 Intermediate 1: 727 metres
 Intermediate 2: 1260 metres
 Pit In: 1669 metres
 Pit Out: 30 metres after Finish Line
 Pit In – Pit Out: 279 metres, @ 60kph = 16.7 seconds, @ 80kph = 12.5 seconds

Lap Records		Best Sector Information					
		Sector 1	S1 Trap (mph)	Sector 2	S2 Trap (mph)	Sector 3	F/L Trap (mph)
Superbike	45.460	17.148	95.4	13.292	92.1	15.196	164.4
Supersport	47.092	17.503	92.1	13.750	91.9	15.556	151.8
Superstock 1000	47.834	17.883	93.3	13.893	88.2	15.715	157.5
Superstock 600	48.419	17.960	90.1	14.252	86.7	15.964	148.1
125GP	48.993	17.963	83.1	14.585	92.2	16.385	129.8
KTM RC8	To Be Est	N/A	N/A	N/A	N/A	N/A	N/A

2009 Relentless British 125GP Championship & ACU Academy Cup

FREE PRACTICE 1 - CLASSIFICATION

POS	NO	CL	NAME	ENTRY	TIME	ON	LAPS	GAP	DIFF	MPH
1	66		Tom HAYWARD	Honda - KRP/Daniel Hayward Racing	50.531	19	21			85.39
2	50	C	Tim HASTINGS	Honda - KRP/Bradley Smith Racing	50.671	12	12	0.140	0.140	85.15
3	6		Martin GLOSSOP	Seel - KRP/Bradley Smith Racing	50.738	22	22	0.207	0.067	85.04
4	29		James LODGE	Honda - KRP/Earnshaws Motorcycles	50.811	20	22	0.280	0.073	84.92
5	4		Philip WAKEFIELD	Honda - PWR/Sandbach Scrap Metal	50.985	19	20	0.454	0.174	84.63
6	8		Brian CLARK	Honda - Banks Racing/Express Racewear	51.128	16	16	0.597	0.143	84.39
7	87		Lee COSTELLO	Honda - Vent-Axia/www.sp125racing.com	51.548	16	16	1.017	0.420	83.70
8	13		Rob GUIVER	Honda - SP125/RG Racing	51.569	14	14	1.038	0.021	83.67
9	19		Michael HILL	Honda - TABOO Motorsport	51.819	20	20	1.288	0.250	83.27
10	53	C	Corey LEWIS	Honda - Corey Lewis Racing	51.838	18	22	1.307	0.019	83.24
11	7	C	Deane BROWN	Honda - Colin Appleyard / Macadam Racing	51.869	15	15	1.338	0.031	83.19
12	16		Shaun HORSMAN	Honda - Symitry I.T North	51.984	19	19	1.453	0.115	83.00
13	33		Dan MORETON	Honda - DM Racing/Astech Moto-Tune	52.162	19	21	1.631	0.178	82.72
14	77	C	Taylor MACKENZIE	Honda - MMCG Motorpoint	52.236	19	19	1.705	0.074	82.60
15	52	C	Adam BLACKLOCK	Honda - Repli-Cast UK	52.351	18	18	1.820	0.115	82.42
16	61		Paul JORDAN	Honda - KRP/Bradley Smith Racing	52.408	18	20	1.877	0.057	82.33
17	26	C	Nicole McALEER	Honda - Megabikes.ie	52.415	16	18	1.884	0.007	82.32
18	23	C	Harry STAFFORD	Honda - RCS/BTB	52.514	15	15	1.983	0.099	82.16
19	2		Robbie STEWART	Honda - Repli-Cast UK	52.713	16	16	2.182	0.199	81.85
20	41	C	Shaun WINFIELD	Honda - TAG Triumph	52.918	18	18	2.387	0.205	81.54
21	46	C	Ross WALKER	Honda - Ross Walker Racing	53.008	17	20	2.477	0.090	81.40
22	12		Edward RENDELL	Honda - Team Aztec GP	53.223	16	18	2.692	0.215	81.07
23	86		Luke HARVEY	Honda - RV Racing	53.428	19	21	2.897	0.205	80.76
24	21		Tom STANFORD	Honda - Stanford Racing	53.438	19	19	2.907	0.010	80.74
25	27		Catherine GREEN	Honda - www.cgracing27.co.uk	53.886	9	9	3.355	0.448	80.07
26	24		Ben BARRETT	Honda - SP125Racing/Lowerdale Autos	53.982	12	17	3.451	0.096	79.93
27	5	C	Tomas DOUGHTY	Honda - TopGear Racing	54.291	16	17	3.760	0.309	79.48
28	22	C	Matthew PAULO	Honda - Paulo Racing	54.735	19	19	4.204	0.444	78.83
29	28		Jon VINCENT	Honda - Molly/GRF Heavy Transport	54.958	2	4	4.427	0.223	78.51
30	91		Ian STANFORD	Honda - Stanford Racing	55.274	11	13	4.743	0.316	78.06
31	17	C	John McPHEE	Honda - McPhee Racing	55.386	13	15	4.855	0.112	77.90
32	69	C	Joshua HARLAND	Honda -	55.388	8	10	4.857	0.002	77.90
33	72		Connor BEHAN	Honda - SP125/Express Forklifts	55.441	6	6	4.910	0.053	77.83
34	99	C	Kasey WYATT	Honda - Repli-Cast UK	55.917	14	17	5.386	0.476	77.16
35	10	C	Peter SUTHERLAND	Aprillia - Kinpac Racing	55.922	2	4	5.391	0.005	77.16
36	11	C	Tom WEEDEN	Honda - TABOO Motorsport Junior Team	56.468	16	18	5.937	0.546	76.41
37	96		Ryan SAXELBY	Honda - KRP/Bradley Smith Racing	56.783	2	2	6.252	0.315	75.99
38	9	C	Niall CAMPBELL	Honda - Kinpac Racing	1:00.050	4	4	9.519	3.267	71.85

Weather / Track : Cloudy / Dry

Brands Hatch Indy
Circuit Length = 1.1986 miles
Start: 12:40 End: 13:02

2009 Relentless British 125GP Championship & ACU Academy Cup
FREE PRACTICE 1 - SECTOR ANALYSIS

2 Robbie STEWART		Repli-Cast UK													
1-	23.359	74.6	16.552	78.9	17.274	117.3	57.185	9-	20.913	76.1	15.680	84.6	16.777	<i>120.1</i>	53.370
2-	22.184	74.9	16.334	79.0	17.327	117.5	55.845	10-	22.013	69.6	16.526	80.3	In		2:51.010 P
3-	22.137	74.9	16.022	82.2	17.128	117.1	55.287	11-	Out	64.0	16.599	79.7	17.148	117.1	1:06.333
4-	22.044	74.1	17.224	75.7	In		2:51.499 P	12-	21.336	76.0	16.023	83.3	16.888	117.9	54.247
5-	Out	62.1	17.994	76.7	17.249	117.9	1:07.225	13-	20.723	76.1	<i>15.553</i>	83.5	17.066	119.0	53.342
6-	21.634	76.1	16.222	80.5	16.865	118.6	54.721	14-	21.676	76.8	17.046	74.4	16.925	118.4	55.647
7-	21.134	75.8	15.890	81.2	16.792	119.2	53.816	15-	20.711	<i>77.1</i>	15.606	84.3	16.543	118.6	52.860
8-	21.509	73.8	16.375	83.6	16.710	118.6	54.594	16-	<i>20.629</i>	76.3	15.564	<i>85.9</i>	<i>16.520</i>	118.6	52.713
4 Philip WAKEFIELD		PWR/Sandbach Scrap Metal													
1-	24.709	67.0	17.516	76.2	17.994	104.7	1:00.219	11-	20.053	77.2	15.855	70.1	In		1:47.944 P
2-	22.942	70.1	16.268	81.9	17.236	114.5	56.446	12-	Out	76.4	15.651	84.1	16.789	113.7	59.257
3-	21.727	76.0	15.932	76.6	17.477	113.2	55.136	13-	20.354	77.1	15.362	86.2	16.566	113.2	52.282
4-	21.361	76.1	16.026	79.6	17.004	113.9	54.391	14-	20.103	77.2	15.113	87.6	16.477	113.7	51.693
5-	20.737	76.1	15.405	84.6	16.721	115.1	52.863	15-	19.919	77.7	15.128	86.4	16.423	114.7	51.470
6-	20.800	76.6	15.686	85.4	16.684	113.9	53.170	16-	19.834	<i>78.2</i>	15.078	88.8	16.226	116.1	51.138
7-	20.531	76.4	15.336	86.9	16.396	115.9	52.263	17-	20.245	77.0	15.541	<i>89.3</i>	16.229	<i>117.3</i>	52.015
8-	20.759	75.6	15.255	87.9	16.502	113.9	52.516	18-	20.119	78.0	15.186	86.7	16.530	113.4	51.835
9-	20.318	76.8	15.374	83.8	16.640	113.9	52.332	19-	19.791	77.4	<i>15.065</i>	89.1	<i>16.129</i>	116.9	50.985
10-	20.358	76.3	15.394	85.2	16.525	114.5	52.277	20-	<i>19.779</i>	78.1	15.067	86.5	16.386	111.1	51.232
5 Tomas DOUGHTY		C TopGear Racing													
1-	Out	68.1	18.767	68.2	18.629	113.0	2:06.570	10-	21.146	75.4	16.922	75.8	17.480	112.6	55.548
2-	23.337	73.1	17.229	74.7	17.645	112.6	58.211	11-	21.449	74.4	16.569	<i>78.1</i>	17.257	113.9	55.275
3-	23.368	71.3	17.560	73.3	18.074	111.1	59.002	12-	21.758	73.9	16.341	73.1	17.138	<i>114.5</i>	55.237
4-	25.383	56.6	26.281	42.7	In		3:44.509 P	13-	21.057	75.3	16.278	75.8	<i>16.983</i>	113.2	54.318
5-	Out	63.6	18.010	74.6	17.852	<i>114.5</i>	1:09.680	14-	21.074	<i>76.8</i>	16.284	75.8	17.085	114.1	54.443
6-	21.574	74.8	16.577	76.3	17.201	113.7	55.352	15-	20.975	75.8	<i>16.230</i>	77.4	17.169	112.6	54.374
7-	21.566	74.9	17.064	74.7	17.472	113.0	56.102	16-	20.975	76.0	16.240	75.7	17.076	113.2	54.291
8-	21.450	73.8	16.285	77.0	17.251	113.4	54.986	17-	<i>20.904</i>	76.1	16.368	74.9	17.228	112.2	54.500
9-	21.706	73.0	16.505	77.3	18.799	110.4	57.010								
6 Martin GLOSSOP		KRP/Bradley Smith Racing													
1-	Out	68.1	18.147	72.6	18.814	106.9	1:08.210	12-	20.220	79.7	15.192	82.1	16.027	<i>124.5</i>	51.439
2-	24.479	74.7	16.799	72.3	17.343	119.8	58.621	13-	20.242	81.8	15.510	82.2	16.033	123.4	51.785
3-	22.431	76.1	16.224	80.9	16.670	122.5	55.325	14-	19.854	<i>82.1</i>	15.090	80.0	16.152	122.0	51.096
4-	21.830	76.9	15.816	82.7	16.560	122.9	54.206	15-	20.164	79.3	15.382	<i>85.9</i>	16.173	121.1	51.719
5-	21.131	79.4	15.683	82.1	16.529	122.2	53.343	16-	20.207	79.8	15.011	85.1	15.988	121.8	51.206
6-	21.073	79.6	15.433	81.6	16.504	120.7	53.010	17-	19.919	79.8	15.253	78.1	16.137	123.8	51.309
7-	20.566	79.1	15.424	82.7	16.328	122.5	52.318	18-	20.217	79.8	15.241	83.6	16.185	121.6	51.643
8-	20.873	78.7	15.339	79.7	16.319	123.1	52.531	19-	20.058	80.8	<i>14.811</i>	83.9	16.143	122.0	51.012
9-	20.562	78.5	15.177	83.9	16.180	123.4	51.919	20-	19.879	80.6	15.026	83.9	16.049	122.5	50.954
10-	20.447	79.8	15.648	82.1	<i>15.912</i>	124.3	52.007	21-	19.844	80.4	14.961	79.7	16.427	119.4	51.232
11-	20.478	80.8	15.344	81.0	16.245	123.4	52.067	22-	<i>19.805</i>	80.2	14.879	81.3	16.054	123.6	50.738
7 Deane BROWN		C Colin Appleyard / Macadam Racing													
1-	Out	60.2	18.931	67.1	18.263	117.7	1:08.576	9-	Out	75.8	16.050	81.5	16.774	119.0	59.315
2-	23.002	74.8	16.281	72.9	17.366	118.1	56.649	10-	20.406	77.7	15.529	82.8	16.571	118.8	52.506
3-	21.663	75.0	16.957	76.7	17.051	119.6	55.671	11-	20.205	78.2	15.351	<i>83.8</i>	16.444	119.6	52.000
4-	21.283	76.7	16.228	74.9	17.109	119.0	54.620	12-	20.199	78.7	<i>15.323</i>	81.6	16.476	120.9	51.998
5-	20.842	76.9	17.717	70.3	In		5:06.527 P	13-	20.472	76.0	15.404	<i>83.8</i>	<i>16.316</i>	<i>121.4</i>	52.192
6-	Out	72.5	16.289	76.6	17.077	120.5	1:05.006	14-	20.109	<i>78.8</i>	15.366	78.9	16.636	119.8	52.111
7-	21.116	77.0	15.830	77.9	16.726	119.8	53.672	15-	<i>20.030</i>	78.5	15.514	81.9	16.325	120.5	51.869
8-	20.616	77.9	15.896	79.9	In		2:49.443 P								
8 Brian CLARK		Banks Racing/Express Racewear													
1-	Out	55.5	22.743	50.0	23.253	96.6	2:21.089	9-	20.579	78.2	15.231	85.5	16.293	120.3	52.103
2-	26.392	67.5	18.128	66.8	20.456	80.5	1:04.976	10-	20.128	<i>79.6</i>	15.686	84.3	16.460	118.8	52.274
3-	24.403	71.4	17.251	70.5	18.624	101.5	1:00.278	11-	21.103	75.6	16.273	78.2	In		2:07.945 P
4-	23.659	72.2	17.805	65.5	In		2:11.877 P	12-	Out	73.6	16.214	78.8	16.554	122.0	1:02.272
5-	Out	73.3	16.463	75.6	17.874	113.9	1:03.767	13-	19.872	79.5	15.206	<i>86.5</i>	16.104	122.2	51.182
6-	21.257	76.3	15.932	77.5	16.467	120.7	53.656	14-	19.896	79.0	15.447	86.2	16.147	<i>122.5</i>	51.490
7-	21.052	77.5	16.138	81.9	16.374	120.5	53.564	15-	<i>19.804</i>	79.4	15.642	79.2	16.335	121.8	51.781

Brands Hatch Indy
Circuit Length = 1.1986 miles
Start: 12:40 End: 13:02

Weather / Track : Cloudy / Dry

2009 Relentless British 125GP Championship & ACU Academy Cup
FREE PRACTICE 1 - SECTOR ANALYSIS

8-	20.485	77.0	15.637	83.3	16.327	121.4	52.449	16-	19.873	79.5	<i>15.185</i>	85.2	<i>16.070</i>	122.2	51.128
9	Niall CAMPBELL C Kinpac Racing														
1-	Out	67.2	18.842	69.0	18.938	104.9	1:12.836	3-	Out	63.8	17.760	73.1	19.046	<i>111.8</i>	1:07.352
2-	26.867	59.4	18.811	67.3	In		4:45.174 P	4-	24.097	<i>71.8</i>	17.169	71.2	<i>18.784</i>	109.1	1:00.050
10	Peter SUTHERLAND C Kinpac Racing														
1-	Out	76.0	17.271	66.6	18.273	107.7	1:04.123	3-	22.347	69.0	17.375	<i>70.6</i>	<i>17.086</i>	<i>119.6</i>	56.808
2-	22.084	<i>77.0</i>	<i>16.433</i>	69.5	17.405	118.1	55.922	4-	<i>21.936</i>	55.8	20.523	56.7	In		7:19.159 P
11	Tom WEEDEN C TABOO Motorsport Junior Team														
1-	24.730	71.4	17.044	73.0	18.439	105.2	1:00.213	10-	22.670	73.3	16.682	75.7	17.858	104.5	57.210
2-	23.366	71.3	16.952	73.2	18.320	104.9	58.638	11-	22.571	73.1	16.423	75.8	18.164	104.0	57.158
3-	23.409	71.4	17.059	71.9	18.438	104.2	58.906	12-	22.857	71.4	16.571	72.9	In		1:42.875 P
4-	23.058	71.9	16.722	75.1	18.259	102.5	58.039	13-	Out	71.2	17.089	74.4	18.081	101.2	1:05.294
5-	23.373	72.2	17.020	72.9	18.352	102.3	58.745	14-	22.776	71.7	16.514	<i>77.5</i>	18.004	102.9	57.294
6-	23.234	71.5	16.842	73.1	18.429	102.6	58.505	15-	22.369	73.1	16.446	76.7	<i>17.694</i>	107.4	56.509
7-	23.364	70.8	16.847	75.8	18.072	103.4	58.283	16-	22.307	72.7	<i>16.412</i>	77.4	17.749	104.4	56.468
8-	22.927	73.1	16.777	71.6	In		1:39.828 P	17-	22.461	<i>74.4</i>	16.574	75.8	17.770	<i>107.9</i>	56.805
9-	Out	71.4	17.267	72.7	18.155	102.3	1:05.821	18-	<i>22.124</i>	72.6	16.929	76.6	17.757	103.4	56.810
12	Edward RENDELL Team Aztec GP														
1-	Out	58.3	19.951	64.6	21.236	92.9	1:14.045	10-	20.939	74.0	17.242	69.8	18.006	110.7	56.187
2-	23.160	68.4	17.451	72.9	18.324	101.1	58.935	11-	21.106	73.8	17.293	75.7	17.216	110.9	55.615
3-	22.410	70.4	17.142	71.5	18.512	101.2	58.064	12-	21.036	75.7	16.688	80.5	17.195	113.2	54.919
4-	22.302	69.8	17.014	76.5	18.413	101.8	57.729	13-	20.953	<i>76.5</i>	<i>15.949</i>	80.3	16.770	113.4	53.672
5-	22.354	68.8	17.397	77.7	18.673	101.4	58.424	14-	21.315	76.3	15.952	80.2	16.873	115.3	54.140
6-	22.603	68.4	17.302	75.8	18.456	107.2	58.361	15-	20.732	76.1	17.045	77.5	17.276	114.1	55.053
7-	21.257	74.5	16.628	74.3	17.498	111.7	55.383	16-	20.580	75.6	15.974	82.2	16.669	114.1	53.223
8-	21.485	73.7	16.395	79.0	17.440	110.7	55.320	17-	20.721	76.1	16.386	81.0	<i>16.663</i>	<i>115.7</i>	53.770
9-	21.217	76.0	16.001	80.9	17.404	108.8	54.622	18-	<i>20.564</i>	76.3	16.038	83.6	16.944		53.546
13	Rob GUIVER SP125/RG Racing														
1-	Out	58.3	21.368	55.8	22.795	89.1	1:16.161	8-	Out	75.3	16.142	77.8	16.582	117.9	1:00.604
2-	25.727	60.7	19.264	68.5	In		4:06.393 P	9-	20.934	76.8	15.547	79.9	16.335	119.4	52.816
3-	Out	66.1	17.315	71.6	18.037	113.7	1:06.929	10-	20.635	77.7	15.684	77.5	16.583	118.1	52.902
4-	22.419	74.8	16.314	75.8	16.918	118.4	55.651	11-	20.719	77.6	15.461	82.1	16.232	<i>120.3</i>	52.412
5-	21.802	77.0	16.098	78.1	16.730	118.8	54.630	12-	20.314	78.8	15.376	81.3	16.279	120.1	51.969
6-	21.293	76.7	15.911	76.5	16.596	119.4	53.800	13-	20.293	<i>79.0</i>	15.577	77.3	16.478	119.4	52.348
7-	21.259	76.9	16.430	76.1	In		2:43.973 P	14-	<i>20.146</i>	78.3	<i>15.263</i>	<i>82.5</i>	<i>16.160</i>	119.4	51.569
16	Shaun HORSMAN Symitry I.T North														
1-	Out	65.2	20.129	64.0	20.218	94.8	1:10.253	11-	21.545	74.3	16.785	75.7	17.224	115.3	55.554
2-	23.707	68.2	18.971	57.5	19.839	98.5	1:02.517	12-	20.990	76.6	16.390	81.5	16.826	114.9	54.206
3-	23.373	70.9	17.741	70.8	18.906	104.7	1:00.020	13-	21.020	75.3	16.194	78.4	17.011	115.1	54.225
4-	23.193	72.5	17.223	73.9	18.000	108.4	58.416	14-	20.600	<i>76.9</i>	16.034	79.9	16.714	<i>116.5</i>	53.348
5-	22.843	73.6	17.252	74.3	17.511	114.7	57.606	15-	20.651	74.5	16.820	76.2	16.973	115.3	54.444
6-	21.471	74.4	17.102	73.1	17.276	114.3	55.849	16-	20.177	76.0	16.279	80.3	16.917	115.5	53.373
7-	21.346	74.3	16.184	79.2	17.046	115.3	54.576	17-	20.284	76.0	15.719	83.5	16.664	116.1	52.667
8-	20.588	75.4	16.090	79.9	17.200	114.1	53.878	18-	20.137	75.2	15.763	83.5	16.463	115.7	52.363
9-	21.593	73.7	16.561	77.3	In		2:52.726 P	19-	<i>20.008</i>	75.5	<i>15.633</i>	<i>84.7</i>	<i>16.343</i>	116.1	51.984
10-	Out	61.0	17.347	76.9	17.142	114.3	1:03.003								
17	John McPHEE C McPhee Racing														
1-	Out	61.6	19.432	67.4	19.090	106.0	1:15.433	9-	22.005	74.2	16.800	71.7	17.419	109.3	56.224
2-	23.598	68.9	17.819	<i>76.9</i>	19.129	108.1	1:00.546	10-	22.077	73.1	16.894	69.7	17.463	109.1	56.434
3-	23.382	68.3	17.667	74.8	18.003	110.4	59.052	11-	22.079	74.3	<i>16.544</i>	74.6	17.467	110.0	56.090
4-	23.175	72.9	20.505	62.4	17.756	111.1	1:01.436	12-	21.694	72.6	16.874	74.4	17.301	<i>111.7</i>	55.869
5-	22.002	68.9	17.119	69.6	17.962	109.5	57.083	13-	21.520	75.3	16.726	76.0	<i>17.140</i>	111.3	55.386
6-	22.159	74.1	18.277	71.6	18.457	107.0	58.893	14-	<i>21.312</i>	<i>76.1</i>	16.977	71.2	18.873	98.0	57.162
7-	22.619	73.2	17.354	71.6	17.614	108.4	57.587	15-	23.339	63.3	17.372	69.8	17.463	<i>111.7</i>	58.174
8-	21.737	74.7	17.574	72.2	17.812	108.1	57.123								

Brands Hatch Indy
 Circuit Length = 1.1986 miles
 Start: 12:40 End: 13:02

Weather / Track : Cloudy / Dry

2009 Relentless British 125GP Championship & ACU Academy Cup

FREE PRACTICE 1 - SECTOR ANALYSIS

19	Michael HILL	TABOO Motorsport													
1-	24.842	72.0	16.554	74.9	18.260	114.1	59.656	11-	20.230	78.4	15.524	84.4	In	1:26.497 P	
2-	21.577	75.7	16.346	69.4	17.391	116.3	55.314	12-	Out	68.1	16.899	70.5	17.238	116.9	59.933
3-	21.110	76.1	15.851	79.5	In		1:32.412 P	13-	20.196	78.7	15.770	77.4	16.653	118.4	52.619
4-	Out	76.1	15.961	80.3	16.899	116.9	57.364	14-	20.424	78.4	15.448	84.4	16.499	116.1	52.371
5-	20.597	77.5	15.757	81.8	16.747	117.3	53.101	15-	20.165	78.2	15.526	83.2	16.514	116.7	52.205
6-	20.598	78.1	16.053	76.1	16.929	117.1	53.580	16-	20.119	78.3	15.402	<i>84.7</i>	16.429	116.7	51.950
7-	20.612	77.7	15.402	82.7	16.645	117.9	52.659	17-	20.382	78.0	15.356	83.5	16.554	117.3	52.292
8-	20.712	78.4	15.802	82.7	16.441	<i>120.7</i>	52.955	18-	20.144	78.0	15.462	82.8	16.416	118.1	52.022
9-	20.445	79.2	16.164	82.1	<i>16.410</i>	120.3	53.019	19-	20.321	77.6	15.618	77.8	17.098	115.3	53.037
10-	21.042	78.3	15.636	81.8	16.465	118.6	53.143	20-	<i>20.043</i>	<i>79.4</i>	<i>15.302</i>	81.2	16.474	118.6	51.819
21	Tom STANFORD	Stanford Racing													
1-	Out	61.5	19.113	68.7	19.468	98.8	1:07.369	11-	21.140	75.1	16.106	79.6	16.865	113.2	54.111
2-	25.158	67.6	17.725	76.7	18.302	104.0	1:01.185	12-	21.099	74.2	16.289	78.9	16.937	114.1	54.325
3-	23.313	69.2	17.692	69.0	18.055	110.7	59.060	13-	21.194	<i>77.1</i>	16.534	<i>82.7</i>	17.003	112.6	54.731
4-	21.869	72.0	18.176	73.1	17.561	110.6	57.606	14-	20.982	75.3	<i>15.753</i>	81.9	17.358	107.7	54.093
5-	23.057	72.2	17.002	70.9	17.523	112.0	57.582	15-	21.413	73.8	16.474	77.8	16.995	112.0	54.882
6-	21.712	75.0	16.493	77.5	17.368	111.7	55.573	16-	20.899	75.9	15.858	79.3	16.937	112.4	53.694
7-	21.651	74.8	16.449	80.2	17.006	114.1	55.106	17-	22.149	59.6	17.451	76.6	16.922	113.2	56.522
8-	21.287	75.0	16.100	78.8	17.445	112.8	54.832	18-	21.852	56.3	17.717	76.7	16.913	112.6	56.482
9-	21.041	75.0	15.894	80.6	16.929	<i>114.3</i>	53.864	19-	<i>20.747</i>	75.9	15.853	80.0	<i>16.838</i>	112.8	53.438
10-	20.959	74.8	16.109	80.6	17.033	112.0	54.101								
22	Matthew PAULO	C Paulo Racing													
1-	Out	55.6	21.276	63.3	21.379	91.8	1:21.409	11-	22.213	72.4	16.543	79.7	17.436	110.6	56.192
2-	28.015	59.2	20.376	67.4	20.239	96.1	1:08.630	12-	22.379	72.2	17.151	78.6	18.097	108.2	57.627
3-	26.581	61.7	19.230	68.6	19.762	91.8	1:05.573	13-	21.947	72.6	16.495	80.3	17.289	109.8	55.731
4-	25.903	64.0	18.543	71.1	18.860	102.1	1:03.306	14-	21.670	73.4	16.334	78.9	17.429	110.9	55.433
5-	24.391	64.8	17.812	73.7	19.277	101.7	1:01.480	15-	21.886	72.5	16.437	80.2	17.507	112.4	55.830
6-	24.227	70.5	17.498	73.9	18.144	108.8	59.869	16-	22.174	70.7	16.599	76.5	17.282	114.1	56.055
7-	23.086	68.0	17.267	74.2	18.237	102.8	58.590	17-	21.597	70.1	16.466	80.8	<i>17.014</i>	<i>115.1</i>	55.077
8-	22.947	71.4	17.405	74.8	17.758	111.5	58.110	18-	21.693	73.3	16.512	75.2	17.685	109.8	55.890
9-	22.798	70.7	16.892	78.5	18.100	107.5	57.790	19-	<i>21.287</i>	<i>73.6</i>	<i>16.219</i>	<i>81.0</i>	17.229	109.1	54.735
10-	22.949	70.7	17.010	78.8	17.622	108.8	57.581								
23	Harry STAFFORD	C RCS/BTB													
1-	25.476	68.0	17.925	73.1	19.201	100.2	1:02.602	9-	21.530	74.1	16.054	80.9	17.227	113.0	54.811
2-	23.106	69.5	16.971	78.2	18.525	99.9	58.602	10-	21.641	71.3	15.918	82.7	17.150	113.6	54.709
3-	23.305	69.5	16.501	77.7	In		1:49.885 P	11-	21.075	75.2	16.359	78.5	17.726	110.7	55.160
4-	Out	73.6	16.271	82.4	17.716	110.2	1:01.045	12-	21.100	75.2	16.611	77.0	In		4:36.407 P
5-	22.572	66.7	16.357	82.5	17.776	107.5	56.705	13-	Out	76.9	16.637	79.9	16.893	116.9	1:02.451
6-	22.269	72.1	15.940	<i>84.1</i>	17.937	106.2	56.146	14-	21.450	<i>78.4</i>	17.080	74.6	17.254	117.3	55.784
7-	21.848	72.1	16.056	80.5	18.279	108.1	56.183	15-	<i>20.535</i>	78.3	<i>15.342</i>	82.5	<i>16.637</i>	<i>117.5</i>	52.514
8-	21.477	73.5	16.613	81.9	17.379	112.2	55.469								
24	Ben BARRETT	SP125Racing/Lowerdale Autos													
1-	Out	65.5	20.906	55.6	19.657	110.7	1:17.631	10-	21.488	<i>77.5</i>	16.610	78.8	16.903	114.9	55.001
2-	25.919	70.3	19.593	59.7	18.658	113.2	1:04.170	11-	21.458	77.3	16.204	80.6	16.768	116.5	54.430
3-	24.534	72.2	19.001	66.0	18.003	114.9	1:01.538	12-	21.264	76.8	15.993	82.2	16.725	115.7	53.982
4-	23.180	75.6	17.818	69.7	17.740	116.7	58.738	13-	<i>21.220</i>	76.4	16.070	80.9	16.725	116.3	54.015
5-	22.920	75.3	17.508	72.7	In		2:02.586 P	14-	21.341	76.9	<i>15.905</i>	81.5	16.776	116.5	54.022
6-	Out	72.4	17.260	73.6	17.448	115.7	1:04.931	15-	21.420	76.5	16.243	80.5	16.855	116.1	54.518
7-	22.111	75.2	17.260	74.4	17.325	114.3	56.696	16-	21.487	76.2	16.222	77.3	16.984	116.9	54.693
8-	21.906	76.1	16.556	78.8	17.029	115.9	55.491	17-	21.634	77.1	15.926	<i>83.0</i>	<i>16.654</i>	<i>117.5</i>	54.214
9-	21.823	76.3	16.377	80.8	16.770	116.1	54.970								
26	Nicole McALEER	C Megabikes.ie													
1-	Out	68.1	19.366	61.3	18.994	114.3	1:13.878	10-	Out	74.7	16.633	74.1	17.254	116.5	1:04.602
2-	24.037	73.1	17.602	66.8	18.072	115.7	59.711	11-	21.033	76.5	16.190	77.7	16.797	116.1	54.020
3-	22.992	74.5	16.874	72.2	17.376	117.1	57.242	12-	21.035	76.5	16.405	75.8	16.752	116.9	54.192
4-	22.467	75.6	16.703	74.9	17.157	117.1	56.327	13-	20.861	75.9	16.115	79.5	16.560	118.1	53.536
5-	21.950	76.3	16.386	76.6	16.996	116.1	55.332	14-	20.636	77.0	16.077	80.2	16.485	118.8	53.198
6-	21.563	75.2	16.705	74.9	17.196	113.2	55.464	15-	20.490	<i>78.2</i>	15.783	80.6	<i>16.270</i>	<i>119.8</i>	52.543

Brands Hatch Indy
Circuit Length = 1.1986 miles
Start: 12:40 End: 13:02

Weather / Track : Cloudy / Dry

2009 Relentless British 125GP Championship & ACU Academy Cup

FREE PRACTICE 1 - SECTOR ANALYSIS

7-	21.204	77.1	16.284	76.0	17.210	115.5	54.698	16-	<i>20.237</i>	77.9	15.787	79.9	16.391	118.4	52.415
8-	21.277	74.3	16.214	78.2	16.971	117.3	54.462	17-	20.549	77.7	15.914	81.2	16.503	117.1	52.966
9-	20.955	75.9	17.750	69.3	In		2:10.361 P	18-	20.418	77.0	<i>15.699</i>	<i>81.3</i>	16.334	118.6	52.451
27	Catherine GREEN							www.cgracing27.co.uk							
1-	Out	62.9	19.089	66.4	19.220	104.2	1:11.731	6-	Out	75.2	16.545	76.6	17.005	116.5	59.791
2-	23.873	71.4	18.261	60.2	18.832	109.1	1:00.966	7-	21.509	75.3	16.468	77.9	16.977	<i>116.9</i>	54.954
3-	23.400	72.5	16.960	74.9	17.461	113.2	57.821	8-	21.298	75.2	16.416	75.3	16.909	116.3	54.623
4-	22.675	74.8	16.840	74.1	17.306	115.7	56.821	9-	<i>21.001</i>	<i>75.6</i>	<i>16.060</i>	<i>79.2</i>	<i>16.825</i>	115.5	53.886
5-	22.121	72.8	16.451	78.2	In		2:33.462 P								
28	Jon VINCENT							Molly/GRF Heavy Transport							
1-	22.591	74.4	16.452	<i>79.3</i>	17.436	114.5	56.479	3-	21.469	<i>76.1</i>	<i>16.070</i>	75.8	In		2:05.269 P
2-	21.454	75.8	16.380	76.7	17.124	<i>117.5</i>	54.958	4-	Out	74.0	16.955	76.2	<i>17.037</i>	115.7	1:04.117
29	James LODGE							KRP/Earnshaws Motorcycles							
1-	Out	70.2	18.331	71.5	19.081	105.2	1:07.034	12-	20.648	77.9	15.272	86.2	16.127	121.8	52.047
2-	23.969	75.8	17.190	75.6	17.487	117.7	58.646	13-	20.107	80.4	15.086	86.2	16.120	119.8	51.313
3-	21.751	77.9	16.826	79.3	16.690	119.8	55.267	14-	19.782	79.7	15.255	87.6	16.119	120.1	51.156
4-	21.172	78.5	15.813	81.9	16.558	120.1	53.543	15-	19.793	78.6	15.232	86.4	16.358	119.6	51.383
5-	20.680	78.1	15.802	79.9	16.481	119.6	52.963	16-	19.970	79.7	15.075	87.2	16.065	120.5	51.110
6-	20.467	78.3	15.463	84.7	16.303	120.3	52.233	17-	20.062	76.7	15.757	84.6	16.594	118.8	52.413
7-	20.361	77.9	15.812	81.5	16.667	121.4	52.840	18-	20.255	72.6	15.385	86.0	16.381	119.6	52.021
8-	20.209	78.2	15.531	85.5	16.379	120.5	52.119	19-	20.324	80.1	15.054	87.4	16.215	120.9	51.593
9-	20.178	<i>80.7</i>	15.222	86.0	16.127	121.1	51.527	20-	19.736	80.2	15.050	<i>88.1</i>	<i>16.025</i>	<i>122.0</i>	50.811
10-	20.458	79.5	16.035	64.0	16.947	119.6	53.440	21-	<i>19.683</i>	<i>80.7</i>	15.004	87.2	16.534	119.6	51.221
11-	20.128	79.1	15.507	84.7	16.325	120.5	51.960	22-	19.757	80.1	<i>14.944</i>	84.1	16.281	120.3	50.982
33	Dan MORETON							DM Racing/Astech Moto-Tune							
1-	Out	68.7	17.368	72.6	18.158	109.5	1:02.922	12-	20.620	76.4	15.756	79.0	16.928	111.3	53.304
2-	22.707	73.4	16.551	75.1	18.099	109.7	57.357	13-	20.650	76.4	15.558	<i>85.7</i>	16.659	112.6	52.867
3-	21.627	74.7	16.083	79.0	17.346	111.1	55.056	14-	20.473	76.8	15.517	85.4	16.755	110.7	52.745
4-	21.408	75.5	15.816	82.1	17.109	111.5	54.333	15-	20.481	77.1	15.475	85.4	16.616	112.4	52.572
5-	20.937	76.9	15.632	82.4	16.935	110.7	53.504	16-	20.580	75.9	15.604	84.6	16.636	112.6	52.820
6-	20.922	75.8	15.754	82.2	16.848	111.5	53.524	17-	20.336	77.3	<i>15.436</i>	83.2	16.719	113.4	52.491
7-	20.944	76.8	15.748	78.5	17.084	114.1	53.776	18-	20.204	76.7	15.722	83.5	<i>16.453</i>	113.4	52.379
8-	20.996	75.7	15.676	82.5	16.866	112.6	53.538	19-	20.203	<i>78.5</i>	15.485	84.7	16.474	113.6	52.162
9-	20.800	77.0	15.678	81.0	16.802	112.2	53.280	20-	20.377	77.0	15.482	84.3	16.525	113.4	52.384
10-	20.698	74.6	15.607	83.2	16.635	<i>114.7</i>	52.940	21-	<i>20.089</i>	77.4	15.479	82.5	16.743	102.9	52.311
11-	20.492	77.5	15.794	83.2	16.611	<i>114.7</i>	52.897								
41	Shaun WINFIELD							C TAG Triumph							
1-	Out	73.0	18.237	70.5	17.372	110.9	1:03.758	10-	Out	73.9	17.307	76.7	16.961	115.5	1:02.570
2-	23.938	74.4	17.110	79.2	17.105	114.3	58.153	11-	21.467	77.0	16.370	<i>81.8</i>	16.648	117.3	54.485
3-	22.181	76.0	17.104	72.9	17.176	116.5	56.461	12-	20.669	77.0	16.349	80.8	16.674	112.4	53.692
4-	21.498	74.7	17.021	79.9	16.883	116.9	55.402	13-	22.854	75.3	17.383	74.9	In		2:38.995 P
5-	21.081	76.9	16.368	80.8	17.163	116.3	54.612	14-	Out	75.0	16.490	80.5	16.637	116.9	58.687
6-	21.419	77.0	16.464	79.5	16.883	115.5	54.766	15-	20.761	77.0	16.303	79.9	16.539	116.9	53.603
7-	21.163	76.1	16.952	80.6	16.934	115.9	55.049	16-	20.538	77.6	16.095	81.5	<i>16.352</i>	117.7	52.985
8-	20.979	77.0	16.467	80.2	16.763	113.6	54.209	17-	20.510	77.2	16.197	80.0	16.563	116.1	53.270
9-	23.201	73.7	17.315	73.8	In		2:49.931 P	18-	<i>20.336</i>	<i>78.1</i>	<i>16.081</i>	78.8	16.501	<i>118.8</i>	52.918
46	Ross WALKER							C Ross Walker Racing							
1-	22.686	71.9	17.516	71.9	17.556	112.0	57.758	11-	21.272	76.5	16.295	78.6	16.712	115.7	54.279
2-	22.318	70.7	18.604	71.9	In		1:53.127 P	12-	21.312	73.1	16.935	74.7	16.747	114.7	54.994
3-	Out	64.9	19.283	66.8	18.206	102.6	1:05.975	13-	20.343	<i>77.8</i>	16.060	78.9	16.613	114.3	53.016
4-	22.040	75.3	16.878	74.4	17.387	111.3	56.305	14-	20.539	76.2	16.358	78.5	16.701	114.3	53.598
5-	21.164	74.9	16.742	75.1	17.449	112.4	55.355	15-	20.517	75.5	16.189	78.5	16.744	115.9	53.450
6-	20.944	75.2	16.934	76.6	16.895	114.7	54.773	16-	<i>20.315</i>	77.3	16.130	78.2	16.633	114.9	53.078
7-	21.415	74.6	16.540	75.7	16.905	114.7	54.860	17-	20.370	76.3	<i>15.967</i>	79.5	16.671	115.3	53.008
8-	21.051	75.8	16.440	76.9	16.778	115.1	54.269	18-	20.463	76.0	16.033	<i>79.7</i>	<i>16.535</i>	115.3	53.031
9-	20.973	74.5	16.245	77.3	16.783	113.7	54.001	19-	20.463	76.0	16.864	77.0	16.704	113.6	54.031
10-	20.774	76.3	16.277	75.6	17.240	115.1	54.291	20-	20.366	75.7	16.129	76.5	16.546	<i>116.3</i>	53.041

Brands Hatch Indy
Circuit Length = 1.1986 miles
Start: 12:40 End: 13:02

Weather / Track : Cloudy / Dry

2009 Relentless British 125GP Championship & ACU Academy Cup
FREE PRACTICE 1 - SECTOR ANALYSIS

50	Tim HASTINGS											C		KRP/Bradley Smith Racing	
1-					58.218	7-									7:32.649
2-					55.099	8-									51.264
3-					53.355	9-									51.049
4-					52.844	10-									50.943
5-					52.006	11-									52.486
6-					1:45.165	12-									50.671
52	Adam BLACKLOCK											C		Repli-Cast UK	
1-	Out	71.6	17.839	76.3	17.322	115.3	1:03.665	10-	21.636	75.3	15.834	85.5	16.530	119.6	54.000
2-	23.754	70.5	16.668	81.8	16.975	116.9	57.397	11-	21.578	77.6	15.870	74.8	16.876	119.2	54.324
3-	22.763	68.4	16.612	82.1	16.838	118.1	56.213	12-	20.709	76.8	15.666	87.0	16.289	120.1	52.664
4-	21.991	75.6	15.885	84.3	16.860	110.9	54.736	13-	21.018	75.9	15.638	85.7	16.246	119.0	52.902
5-	22.610	74.6	16.507	81.2	17.257	115.1	56.374	14-	20.957	77.3	15.341	86.4	16.212	120.3	52.510
6-	21.481	75.8	16.531	80.6	16.268	118.4	54.280	15-	21.672	72.0	16.709	77.4	In		2:12.184 P
7-	21.006	77.2	15.580	87.0	16.244	119.2	52.830	16-	Out	72.7	16.406	82.1	16.500	120.3	1:01.662
8-	21.983	74.1	16.168	83.2	In		2:49.397 P	17-	20.724	77.0	15.754	80.6	16.755	120.3	53.233
9-	Out	68.1	17.201	78.6	16.703	117.5	1:01.960	18-	20.978	77.8	15.233	89.7	16.140	120.5	52.351
53	Corey LEWIS											C		Corey Lewis Racing	
1-	Out	58.5	19.497	71.5	20.507	84.5	1:12.091	12-	20.719	78.0	15.638	83.0	16.543	119.6	52.900
2-	25.339	66.7	18.906	73.7	19.739	93.3	1:03.984	13-	20.196	79.2	15.516	80.2	16.446	119.6	52.158
3-	23.948	63.8	17.477	78.6	18.577	102.0	1:00.002	14-	20.232	78.9	15.869	81.5	16.605	117.5	52.706
4-	23.103	68.6	19.725	63.6	21.317	94.0	1:04.145	15-	20.756	78.2	15.521	81.2	16.476	117.9	52.753
5-	22.595	69.5	16.970	77.8	18.381	102.8	57.946	16-	20.202	79.0	15.511	82.5	16.329	117.7	52.042
6-	22.395	72.1	16.919	71.2	18.608	106.5	57.922	17-	20.032	78.6	15.567	79.2	16.399	118.4	51.998
7-	21.879	74.2	16.803	77.7	17.335	116.1	56.017	18-	20.083	78.7	15.283	84.7	16.472	118.6	51.838
8-	20.725	77.2	15.857	78.9	16.799	119.4	53.381	19-	20.691	77.1	16.021	77.0	16.724	119.4	53.436
9-	20.579	79.4	15.644	79.9	16.459	120.9	52.682	20-	20.580	77.6	15.809	79.3	16.434	121.6	52.823
10-	20.652	78.3	15.926	79.7	16.551	120.9	53.129	21-	20.298	78.2	15.883	77.3	17.026	116.9	53.207
11-	20.233	79.1	15.853	80.8	16.337	120.7	52.423	22-	20.957	78.7	15.439	82.2	16.175	120.7	52.571
61	Paul JORDAN											C		KRP/Bradley Smith Racing	
1-	Out	67.4	18.345	71.8	18.635	100.0	1:06.269	11-	21.233	74.0	16.099	81.0	17.217	104.9	54.549
2-	22.980	70.8	17.314	78.1	18.452	95.9	58.746	12-	21.289	72.8	16.370	78.9	17.405	105.0	55.064
3-	23.458	58.3	17.212	70.2	18.872	98.0	59.542	13-	21.249	71.1	16.792	73.7	18.083	102.1	56.124
4-	22.075	70.8	16.610	76.5	19.165	97.7	57.850	14-	21.023	75.4	15.935	81.9	16.699	111.3	53.657
5-	21.930	73.5	16.296	81.5	17.136	104.7	55.362	15-	21.024	76.7	15.666	82.7	In		1:25.392 P
6-	21.432	72.9	16.242	80.6	17.540	103.2	55.214	16-	Out	72.9	16.215	81.2	16.896	111.8	1:01.591
7-	21.508	73.1	16.047	82.5	17.356	103.2	54.911	17-	20.713	74.7	15.650	81.6	16.713	113.6	53.076
8-	21.297	74.0	16.351	82.7	17.089	106.0	54.737	18-	20.356	75.2	15.469	83.9	16.583	112.8	52.408
9-	21.840	73.1	17.128	76.0	17.831	103.4	56.799	19-	20.255	76.1	15.721	73.9	16.712	113.0	52.688
10-	22.051	73.1	16.135	82.2	17.273	104.2	55.459	20-	20.547	74.5	15.431	83.2	16.677	113.4	52.655
66	Tom HAYWARD											C		KRP/Daniel Hayward Racing	
1-	Out	74.8	17.335	70.6	18.245	105.8	1:02.564	12-	19.804	80.4	15.207	86.4	15.953	121.6	50.964
2-	22.273	77.7	16.391	77.4	17.155	121.4	55.819	13-	19.799	79.9	15.556	81.3	16.273	120.5	51.628
3-	21.257	78.5	16.357	71.7	16.726	121.4	54.340	14-	19.832	80.4	15.075	86.2	16.071	120.5	50.978
4-	20.523	79.1	15.489	80.3	16.286	122.0	52.298	15-	19.960	76.1	16.047	77.7	In		2:08.462 P
5-	20.220	78.7	16.522	79.6	16.878	118.1	53.620	16-	Out	77.4	15.514	82.2	16.279	121.1	58.235
6-	20.722	78.5	15.474	81.3	16.181	121.4	52.377	17-	20.041	78.5	15.233	84.9	16.061	122.7	51.335
7-	19.896	80.2	15.747	81.2	16.289	121.6	51.932	18-	19.732	80.2	15.433	79.3	16.325	121.6	51.490
8-	20.936	76.4	15.661	84.4	16.310	122.7	52.907	19-	19.601	80.8	14.937	87.7	15.993	123.1	50.531
9-	19.994	79.4	15.580	82.8	16.242	122.7	51.816	20-	19.762	81.2	15.006	83.2	16.122	121.8	50.890
10-	20.177	80.0	15.269	81.8	16.306	121.6	51.752	21-	19.905	80.4	14.891	81.3	16.309	119.4	51.105
11-	20.464	78.3	15.256	83.3	16.115	121.8	51.835								
69	Joshua HARLAND											C			
1-	Out	71.8	18.501	66.0	19.292	106.9	1:05.823	6-	21.592	75.0	16.641	76.6	17.407	109.5	55.640
2-	23.684	74.2	17.689	68.7	18.066	111.7	59.439	7-	21.722	75.4	16.490	76.7	17.186	113.4	55.398
3-	22.566	74.7	17.289	71.4	17.868	111.8	57.723	8-	21.587	75.9	16.639	74.4	17.162	114.7	55.388
4-	21.936	76.5	16.541	77.3	17.172	112.4	55.649	9-	21.757	75.4	16.312	76.7	17.430	108.8	55.499
5-	21.343	74.7	16.820	76.0	17.229	110.9	55.392	10-	22.525	71.5	17.306	70.2	In		10:51.528 P

Brands Hatch Indy
Circuit Length = 1.1986 miles
Start: 12:40 End: 13:02

Weather / Track : Cloudy / Dry

2009 Relentless British 125GP Championship & ACU Academy Cup
FREE PRACTICE 1 - SECTOR ANALYSIS

72	Connor BEHAN					SP125/Express Forklifts									
1-	Out	64.4	19.035	70.7	19.262	96.6	1:09.476	4-	22.587	71.1	16.966	79.7	17.759	106.0	57.312
2-	24.290	68.1	18.037	76.1	18.925	99.4	1:01.252	5-	22.124	73.0	16.857	78.9	17.862	105.2	56.843
3-	22.813	71.8	17.783	78.8	18.270	99.7	58.866	6-	21.792	74.9	16.204	81.2	17.445	106.5	55.441
77	Taylor MACKENZIE					C MMCG Motorpoint									
1-	Out	70.1	19.091	62.0	19.614	113.9	1:11.785	11-	21.421	75.8	15.793	78.1	16.727	119.2	53.941
2-	25.204	74.5	17.507	74.1	18.499	115.5	1:01.210	12-	21.150	76.9	15.748	82.7	16.657	120.5	53.555
3-	24.651	74.6	17.106	70.1	18.748	113.0	1:00.505	13-	21.095	75.3	15.646	81.0	16.549	120.5	53.290
4-	23.694	75.4	16.637	75.2	17.740	117.9	58.071	14-	20.939	76.5	15.679	79.3	16.625	119.8	53.243
5-	22.884	75.2	16.505	76.1	17.399	118.8	56.788	15-	20.708	76.3	15.536	79.9	16.681	119.6	52.925
6-	22.463	77.0	16.294	74.3	17.310	117.5	56.067	16-	21.093	76.8	15.550	78.4	16.482	121.1	53.125
7-	22.527	77.0	16.611	77.8	17.052	119.4	56.190	17-	20.628	75.9	15.642	77.8	16.303	122.2	52.573
8-	22.016	74.1	16.470	74.2	In		2:48.728 P	18-	20.640	77.7	15.698	79.0	16.393	119.8	52.731
9-	Out	76.4	16.325	75.7	17.152	120.5	1:05.398	19-	20.444	77.6	15.460	80.3	16.332	120.7	52.236
10-	21.516	74.9	15.960	78.5	16.916	119.8	54.392								
86	Luke HARVEY					RV Racing									
1-	22.861	75.3	17.678	68.6	18.026	115.3	58.565	12-	20.976	77.4	16.537	76.0	16.885	116.1	54.398
2-	22.206	74.3	17.564	71.7	17.614	118.1	57.384	13-	20.665	78.4	16.414	78.1	16.718	117.5	53.797
3-	22.040	75.9	17.375	68.9	17.496	117.3	56.911	14-	21.184	77.4	16.728	77.9	17.040	117.7	54.952
4-	22.695	76.1	16.969	72.6	17.348	116.9	57.012	15-	21.107	78.6	16.791	70.7	16.779	115.9	54.677
5-	21.417	76.9	16.748	73.3	17.186	118.4	55.351	16-	20.768	76.8	16.601	78.4	16.530	118.6	53.899
6-	21.368	76.8	16.624	75.4	17.035	115.9	55.027	17-	20.892	78.0	16.570	62.7	18.990	109.8	56.452
7-	21.137	76.6	16.606	74.8	17.087	118.1	54.830	18-	23.149	68.3	16.792	77.8	16.605	117.7	56.546
8-	21.108	76.4	17.133	71.4	18.520	100.8	56.761	19-	20.417	77.2	16.467	78.4	16.544	115.9	53.428
9-	21.686	76.2	18.278	66.9	18.390	96.6	58.354	20-	20.518	77.1	16.496	77.7	17.120	109.1	54.134
10-	24.048	73.2	17.526	72.6	17.286	116.5	58.860	21-	23.146	68.6	17.732	69.8	17.908	108.4	58.786
11-	20.978	76.4	16.501	77.4	16.874	116.3	54.353								
87	Lee COSTELLO					Vent-Axia/www.sp125racing.com									
1-	Out	71.8	18.170	71.2	17.464	114.3	1:05.897	9-	20.412	77.4	15.662	83.8	16.506	114.7	52.580
2-	21.744	74.9	16.578	78.5	16.962	114.9	55.284	10-	20.247	77.6	15.655	85.1	16.450	114.3	52.352
3-	21.053	75.0	16.358	76.6	17.042	114.7	54.453	11-	20.253	77.6	16.706	79.5	16.612	114.5	53.571
4-	20.838	77.0	16.432	75.4	16.873	115.3	54.143	12-	20.714	76.6	15.494	85.4	In		3:05.068 P
5-	20.861	76.7	15.932	78.9	16.854	115.5	53.647	13-	Out	74.0	16.124	83.0	16.655	115.1	59.537
6-	20.574	77.0	15.708	82.2	16.498	115.1	52.780	14-	20.211	77.0	15.627	86.2	16.507	116.3	52.345
7-	20.315	76.5	15.674	83.9	16.401	116.1	52.390	15-	20.074	78.7	15.910	84.4	16.283	116.5	52.267
8-	20.395	77.3	15.974	81.9	16.535	115.3	52.904	16-	19.983	76.8	15.293	87.2	16.272	117.1	51.548
91	Ian STANFORD					Stanford Racing									
1-	Out	59.8	20.874	61.0	20.797	95.1	1:11.793	8-	22.005	72.2	16.465	76.2	17.256	116.9	55.726
2-	26.016	63.5	19.322	64.6	19.919	96.0	1:05.257	9-	21.973	74.4	16.436	74.6	17.203	118.4	55.612
3-	25.067	64.5	19.098	66.0	18.912	111.7	1:03.077	10-	22.414	74.7	16.241	77.7	16.971	117.9	55.626
4-	23.477	70.8	17.537	71.4	17.834	115.3	58.848	11-	21.794	74.2	16.410	77.3	17.070	117.7	55.274
5-	22.526	73.0	16.833	74.9	17.589	116.7	56.948	12-	21.814	75.6	16.451	75.2	In		1:15.523 P
6-	22.251	74.1	16.743	74.1	17.141	116.9	56.135	13-	Out	71.4	17.374	74.1	In		7:52.824 P
7-	21.979	74.1	16.510	75.6	17.258	116.1	55.747								
96	Ryan SAXELBY					KRP/Bradley Smith Racing									
1-	Out	70.4	17.463	71.9	18.162	110.0	1:04.362	2-	23.013	73.4	16.471	77.0	17.299	110.0	56.783
99	Kasey WYATT					C Repli-Cast UK									
1-	Out	75.4	17.445	74.3	17.598	115.7	1:04.600	10-	22.392	75.0	16.830	76.2	17.323	115.5	56.545
2-	22.783	75.7	17.541	70.8	17.567	115.3	57.891	11-	24.426	65.7	20.897	55.1	In		2:28.218 P
3-	22.692	75.2	17.408	68.8	17.905	107.2	58.005	12-	Out	71.4	17.147	75.3	17.676	115.3	1:04.113
4-	22.608	75.8	16.871	73.6	17.734	109.3	57.213	13-	22.058	76.6	16.798	77.1	17.200	115.5	56.056
5-	25.105	71.9	17.386	74.8	17.685	114.5	1:00.176	14-	21.977	76.1	16.764	77.7	17.176	116.5	55.917
6-	22.352	76.4	16.970	74.9	17.383	115.1	56.705	15-	21.879	76.0	17.121	76.3	17.486	103.6	56.486
7-	22.290	75.9	17.166	73.0	17.619	113.9	57.075	16-	22.324	76.1	16.989	75.3	17.379	116.3	56.692
8-	22.174	76.1	18.169	76.2	17.523	113.4	57.866	17-	22.258	67.0	22.378	55.4	20.539	102.6	1:05.175
9-	23.641	55.8	17.547	74.4	17.289	116.7	58.477								

Brands Hatch Indy
Circuit Length = 1.1986 miles
Start: 12:40 End: 13:02

Weather / Track : Cloudy / Dry

2009 Relentless British 125GP Championship & ACU Academy Cup

FREE PRACTICE 1 - SPEED TRAPS

SECTOR 1				SECTOR 2			FINISH LINE			
POS	NO	NAME	MPH	NO	NAME	MPH	NO	NAME	MPH	
1	6	Martin GLOSSOP	82.1	52	Adam BLACKLOCK	89.7	6	Martin GLOSSOP	124.5	
2	66	Tom HAYWARD	81.2	4	Philip WAKEFIELD	89.3	66	Tom HAYWARD	123.1	
3	29	James LODGE	80.7	29	James LODGE	88.1	8	Brian CLARK	122.5	
4	8	Brian CLARK	79.6	66	Tom HAYWARD	87.7	77	Taylor MACKENZIE	122.2	
5	19	Michael HILL	79.4	87	Lee COSTELLO	87.2	29	James LODGE	122.0	
6	53	Corey LEWIS	79.4	8	Brian CLARK	86.5	53	Corey LEWIS	121.6	
7	13	Rob GUIVER	79.0	2	Robbie STEWART	85.9	7	Deane BROWN	121.4	
8	7	Deane BROWN	78.8	6	Martin GLOSSOP	85.9	19	Michael HILL	120.7	
9	86	Luke HARVEY	78.6	33	Dan MORETON	85.7	52	Adam BLACKLOCK	120.5	
10	33	Dan MORETON	78.5	16	Shaun HORSMAN	84.7	13	Rob GUIVER	120.3	
11	23	Harry STAFFORD	78.4	19	Michael HILL	84.7	2	Robbie STEWART	120.1	
12	4	Philip WAKEFIELD	78.2	12	Edward RENDELL	84.4	26	Nicole McALEER	119.8	
13	26	Nicole McALEER	78.2	23	Harry STAFFORD	84.1	10	Peter SUTHERLAND	119.6	
14	41	Shaun WINFIELD	78.1	53	Corey LEWIS	84.1	41	Shaun WINFIELD	118.8	
15	87	Lee COSTELLO	78.1	61	Paul JORDAN	83.9	86	Luke HARVEY	118.6	
16	46	Ross WALKER	77.8	7	Deane BROWN	83.8	91	Ian STANFORD	118.4	
17	52	Adam BLACKLOCK	77.8	24	Ben BARRETT	83.0	23	Harry STAFFORD	117.5	
18	77	Taylor MACKENZIE	77.7	21	Tom STANFORD	82.7	24	Ben BARRETT	117.5	
19	24	Ben BARRETT	77.5	13	Rob GUIVER	82.5	28	Jon VINCENT	117.5	
20	2	Robbie STEWART	77.1	77	Taylor MACKENZIE	82.1	4	Philip WAKEFIELD	117.3	
21	21	Tom STANFORD	77.1	41	Shaun WINFIELD	81.8	87	Lee COSTELLO	117.1	
22	10	Peter SUTHERLAND	77.0	26	Nicole McALEER	81.3	27	Catherine GREEN	116.9	
23	16	Shaun HORSMAN	76.9	72	Connor BEHAN	81.2	99	Kasey WYATT	116.7	
24	5	Tomas DOUGHTY	76.8	22	Matthew PAULO	81.0	16	Shaun HORSMAN	116.5	
25	99	Kasey WYATT	76.6	46	Ross WALKER	79.7	46	Ross WALKER	116.3	
26	12	Edward RENDELL	76.5	28	Jon VINCENT	79.3	12	Edward RENDELL	115.7	
27	69	Joshua HARLAND	76.5	27	Catherine GREEN	79.2	22	Matthew PAULO	115.1	
28	17	John McPHEE	76.1	9	Niall CAMPBELL	78.6	33	Dan MORETON	114.7	
29	61	Paul JORDAN	76.1	86	Luke HARVEY	78.4	69	Joshua HARLAND	114.7	
30	28	Jon VINCENT	76.1	5	Tomas DOUGHTY	78.1	5	Tomas DOUGHTY	114.5	
31	27	Catherine GREEN	75.6	91	Ian STANFORD	77.7	21	Tom STANFORD	114.3	
32	91	Ian STANFORD	75.6	99	Kasey WYATT	77.7	61	Paul JORDAN	113.6	
33	72	Connor BEHAN	74.9	11	Tom WEEDEN	77.5	9	Niall CAMPBELL	111.8	
34	11	Tom WEEDEN	74.4	69	Joshua HARLAND	77.3	17	John McPHEE	111.7	
35	22	Matthew PAULO	73.6	96	Ryan SAXELBY	77.0	96	Ryan SAXELBY	110.0	
36	96	Ryan SAXELBY	73.4	17	John McPHEE	76.9	11	Tom WEEDEN	107.9	
37	9	Niall CAMPBELL	71.8	10	Peter SUTHERLAND	70.6	72	Connor BEHAN	106.5	

2009 Relentless British 125GP Championship & ACU Academy Cup

FREE PRACTICE 1 - BEST SECTOR TIMES

SECTOR 1			SECTOR 2			SECTOR 3			IDEAL / BEST COMPARISON							
POS	NO	NAME	TIME	NO	NAME	TIME	NO	NAME	TIME	POS	NO	NAME	IDEAL	BEST	DIFF	
1	66	HAYWARD	19.601	6	GLOSSOP	14.811	6	GLOSSOP	15.912	1	66	HAYWARD	50.445	50.531	0.086	
2	29	LODGE	19.683	66	HAYWARD	14.891	66	HAYWARD	15.953	2	6	GLOSSOP	50.528	50.738	0.210	
3	4	WAKEFIELD	19.779	29	LODGE	14.944	29	LODGE	16.025	3	29	LODGE	50.652	50.811	0.159	
4	8	CLARK	19.804	4	WAKEFIELD	15.065	8	CLARK	16.070	4	4	WAKEFIELD	50.973	50.985	0.012	
5	6	GLOSSOP	19.805	8	CLARK	15.185	4	WAKEFIELD	16.129	5	8	CLARK	51.059	51.128	0.069	
6	87	COSTELLO	19.983	52	BLACKLOCK	15.233	52	BLACKLOCK	16.140	6	53	LEWIS	51.490	51.838	0.348	
7	16	HORSMAN	20.008	13	GUIVER	15.263	13	GUIVER	16.160	7	87	COSTELLO	51.548	51.548	0.000	
8	7	BROWN	20.030	53	LEWIS	15.283	53	LEWIS	16.175	8	13	GUIVER	51.569	51.569	0.000	
9	53	LEWIS	20.032	87	COSTELLO	15.293	26	McALEER	16.270	9	7	BROWN	51.669	51.869	0.200	
10	19	HILL	20.043	19	HILL	15.302	87	COSTELLO	16.272	10	19	HILL	51.755	51.819	0.064	
11	33	MORETON	20.089	7	BROWN	15.323	77	MACKENZIE	16.303	11	33	MORETON	51.978	52.162	0.184	
12	13	GUIVER	20.146	23	STAFFORD	15.342	7	BROWN	16.316	12	16	HORSMAN	51.984	51.984	0.000	
13	26	McALEER	20.237	61	JORDAN	15.431	16	HORSMAN	16.343	13	52	BLACKLOCK	52.082	52.351	0.269	
14	61	JORDAN	20.255	33	MORETON	15.436	41	WINFIELD	16.352	14	26	McALEER	52.206	52.415	0.209	
15	46	WALKER	20.315	77	MACKENZIE	15.460	19	HILL	16.410	15	77	MACKENZIE	52.207	52.236	0.029	
16	41	WINFIELD	20.336	2	STEWART	15.553	33	MORETON	16.453	16	61	JORDAN	52.269	52.408	0.139	
17	86	HARVEY	20.417	16	HORSMAN	15.633	2	STEWART	16.520	17	23	STAFFORD	52.514	52.514	0.000	
18	77	MACKENZIE	20.444	26	McALEER	15.699	86	HARVEY	16.530	18	2	STEWART	52.702	52.713	0.011	
19	23	STAFFORD	20.535	21	STANFORD	15.753	46	WALKER	16.535	19	41	WINFIELD	52.769	52.918	0.149	
20	12	RENDELL	20.564	24	BARRETT	15.905	61	JORDAN	16.583	20	46	WALKER	52.817	53.008	0.191	
21	28	VINCENT	20.580	12	RENDELL	15.949	23	STAFFORD	16.637	21	12	RENDELL	53.176	53.223	0.047	
22	2	STEWART	20.629	46	WALKER	15.967	24	BARRETT	16.654	22	21	STANFORD	53.338	53.438	0.100	
23	52	BLACKLOCK	20.709	27	GREEN	16.060	12	RENDELL	16.663	23	86	HARVEY	53.361	53.428	0.067	
24	21	STANFORD	20.747	28	VINCENT	16.070	27	GREEN	16.825	24	28	VINCENT	53.687	54.958	1.271	
25	5	DOUGHTY	20.904	41	WINFIELD	16.081	21	STANFORD	16.838	25	24	BARRETT	53.779	53.982	0.203	
26	27	GREEN	21.001	72	BEHAN	16.204	91	STANFORD	16.971	26	27	GREEN	53.886	53.886	0.000	
27	24	BARRETT	21.220	22	PAULO	16.219	5	DOUGHTY	16.983	27	5	DOUGHTY	54.117	54.291	0.174	
28	22	PAULO	21.287	5	DOUGHTY	16.230	22	PAULO	17.014	28	22	PAULO	54.520	54.735	0.215	
29	17	McPHEE	21.312	91	STANFORD	16.241	28	VINCENT	17.037	29	69	HARLAND	54.817	55.388	0.571	
30	69	HARLAND	21.343	69	HARLAND	16.312	10	SUTHERLAND	17.086	30	17	McPHEE	54.996	55.386	0.390	
31	72	BEHAN	21.586	11	WEEDEN	16.412	17	McPHEE	17.140	31	91	STANFORD	55.006	55.274	0.268	
32	91	STANFORD	21.794	86	HARVEY	16.414	69	HARLAND	17.162	32	72	BEHAN	55.235	55.441	0.206	
33	99	WYATT	21.879	10	SUTHERLAND	16.433	99	WYATT	17.176	33	10	SUTHERLAND	55.455	55.922	0.467	
34	10	SUTHERLAND	21.936	96	SAXELBY	16.471	96	SAXELBY	17.299	34	99	WYATT	55.819	55.917	0.098	
35	11	WEEDEN	22.124	17	McPHEE	16.544	72	BEHAN	17.445	35	11	WEEDEN	56.230	56.468	0.238	
36	96	SAXELBY	23.013	99	WYATT	16.764	11	WEEDEN	17.694	36	96	SAXELBY	56.783	56.783	0.000	
37	9	CAMPBELL	23.695	9	CAMPBELL	17.099	9	CAMPBELL	18.784	37	9	CAMPBELL	59.578	1:00.050	0.472	
38	50	HASTINGS		50	HASTINGS		50	HASTINGS		38	50	HASTINGS		50.671	0.000	
													Perfect Lap	50.324		

Brands Hatch Indy
Circuit Length = 1.1986 miles
Start: 12:40 End: 13:02

Weather / Track : Cloudy / Dry

www.tsl-timing.com

Printed - 13.04 Friday, 10 April 2009

2009 Relentless British 125GP Championship & ACU Academy Cup

FREE PRACTICE 2 - CLASSIFICATION

POS	NO	CL	NAME	ENTRY	TIME	ON	LAPS	GAP	DIFF	MPH
1	53	C	Corey LEWIS	Honda - Corey Lewis Racing	53.979	19	19			79.93
2	29		James LODGE	Honda - KRP/Earnshaws Motorcycles	54.367	21	21	0.388	0.388	79.36
3	7	C	Deane BROWN	Honda - Colin Appleyard / Macadam Racing	54.542	17	19	0.563	0.175	79.11
4	16		Shaun HORSMAN	Honda - Symitry I.T North	54.616	17	18	0.637	0.074	79.00
5	13		Rob GUIVER	Honda - SP125/RG Racing	54.695	20	20	0.716	0.079	78.89
6	2		Robbie STEWART	Honda - Repli-Cast UK	54.873	16	18	0.894	0.178	78.63
7	87		Lee COSTELLO	Honda - Vent-Axia/www.sp125racing.com	54.906	21	21	0.927	0.033	78.58
8	52	C	Adam BLACKLOCK	Honda - Repli-Cast UK	55.525	18	19	1.546	0.619	77.71
9	19		Michael HILL	Honda - TABOO Motorsport	55.706	17	17	1.727	0.181	77.46
10	23	C	Harry STAFFORD	Honda - RCS/BTB	56.262	12	13	2.283	0.556	76.69
11	33		Dan MORENO	Honda - DM Racing/Astech Moto-Tune	56.341	16	17	2.362	0.079	76.58
12	10	C	Peter SUTHERLAND	Aprillia - Kinpac Racing	56.512	18	18	2.533	0.171	76.35
13	5	C	Tomas DOUGHTY	Honda - TopGear Racing	56.640	18	19	2.661	0.128	76.18
14	72		Connor BEHAN	Honda - SP125/Express Forklifts	57.088	13	14	3.109	0.448	75.58
15	4		Philip WAKEFIELD	Honda - PWR/Sandbach Scrap Metal	57.135	17	18	3.156	0.047	75.52
16	77	C	Taylor MACKENZIE	Honda - MMCG Motorpoint	57.251	19	19	3.272	0.116	75.37
17	12		Edward RENDELL	Honda - Team Aztec GP	57.260	16	18	3.281	0.009	75.35
18	21		Tom STANFORD	Honda - Stanford Racing	57.652	15	19	3.673	0.392	74.84
19	86		Luke HARVEY	Honda - RV Racing	58.357	10	14	4.378	0.705	73.94
20	11	C	Tom WEEDEN	Honda - TABOO Motorsport Junior Team	58.357	19	19	4.378	0.000	73.94
21	17	C	John McPHEE	Honda - McPhee Racing	58.470	17	17	4.491	0.113	73.79
22	61		Paul JORDAN	Honda - KRP/Bradley Smith Racing	58.514	8	9	4.535	0.044	73.74
23	99	C	Kasey WYATT	Honda - Repli-Cast UK	59.802	16	17	5.823	1.288	72.15
24	46	C	Ross WALKER	Honda - Ross Walker Racing	1:00.038	14	15	6.059	0.236	71.87
25	24		Ben BARRETT	Honda - SP125Racing/Lowerdale Autos	1:00.084	16	16	6.105	0.046	71.81
26	69	C	Joshua HARLAND	Honda -	1:02.051	3	5	8.072	1.967	69.54
27	22	C	Matthew PAULO	Honda - Paulo Racing	1:02.545	17	17	8.566	0.494	68.99
28	91		Ian STANFORD	Honda - Stanford Racing	1:06.034	9	9	12.055	3.489	65.34
29	9	C	Niall CAMPBELL	Honda - Kinpac Racing	1:11.059	2	2	17.080	5.025	60.72

Weather / Track : Cloudy / Wet

Brands Hatch Indy
Circuit Length = 1.1986 miles
Start: 17:25 End: 17:47

2009 Relentless British 125GP Championship & ACU Academy Cup
FREE PRACTICE 2 - SECTOR ANALYSIS

2		Robbie STEWART					Repli-Cast UK								
1-	Out 68.4	20.397	62.6	20.299	110.9	1:13.830	10-	22.941	72.2	17.001	68.7	18.392	116.3	58.334	
2-	24.586	70.7	18.962	64.3	19.382	113.0	1:02.930	11-	22.697	64.6	17.648	67.8	18.045	115.7	58.390
3-	26.319	68.1	19.308	68.0	In		2:25.804 P	12-	22.144	73.4	16.552	77.4	17.960	115.7	56.656
4-	Out 69.4	18.481	65.6	18.835	112.4	1:07.838		13-	21.688	74.7	16.799	72.7	17.705	116.5	56.192
5-	23.475	71.4	17.724	70.7	18.466	114.3	59.665	14-	21.470	74.1	16.699	78.6	17.496	116.1	55.665
6-	22.916	72.7	17.199	72.9	18.086	115.1	58.201	15-	21.275	74.9	16.715	76.0	17.579	115.3	55.569
7-	22.562	72.9	16.871	75.7	17.961	114.9	57.394	16-	21.350	74.7	16.264	76.9	17.259	116.7	54.873
8-	22.401	73.2	16.975	67.0	18.479	114.7	57.855	17-	21.959	67.6	16.582	77.0	17.481	114.7	56.022
9-	22.135	73.4	16.628	76.5	17.669	117.1	56.432	18-	21.516	74.4	16.211	77.4	17.260	116.3	54.987
4		Philip WAKEFIELD					PWR/Sandbach Scrap Metal								
1-	Out 51.8	23.979	49.3	In		2:10.021 P	10-	23.822	69.9	17.980	66.7	19.063	112.4	1:00.865	
2-	Out 57.7	21.248	60.1	21.886	103.4	1:16.943	11-	23.642	71.2	17.644	67.7	18.613	112.0	59.899	
3-	27.036	63.4	19.871	59.8	20.816	108.9	1:07.723	12-	22.953	70.9	17.672	69.4	18.431	112.2	59.056
4-	25.977	65.0	19.273	64.0	20.354	107.9	1:05.604	13-	22.873	71.5	17.944	65.3	19.369	113.7	1:00.186
5-	25.067	66.9	18.667	65.1	20.640	101.2	1:04.374	14-	22.750	72.5	17.374	69.8	18.224	113.6	58.348
6-	25.038	68.4	18.702	65.9	19.529	110.7	1:03.269	15-	22.765	72.5	17.491	71.5	17.996	113.4	58.252
7-	24.066	68.9	18.050	65.6	19.442	110.4	1:01.558	16-	22.293	72.6	17.247	69.6	18.163	112.4	57.703
8-	23.746	69.2	18.091	66.5	19.081	111.7	1:00.918	17-	22.393	72.6	16.837	72.7	17.905	112.8	57.135
9-	23.352	70.1	18.055	64.0	19.113	112.0	1:00.520	18-	22.359	73.5	17.139	70.3	17.925	112.6	57.423
5		Tomas DOUGHTY					C TopGear Racing								
1-	25.668	66.9	18.971	65.5	19.694	110.2	1:04.333	11-	22.866	73.6	17.396	69.5	18.121	112.6	58.383
2-	24.261	70.8	18.233	66.1	19.688	108.8	1:02.182	12-	23.067	71.9	17.992	69.9	18.587	111.8	59.646
3-	23.832	71.8	18.970	68.0	19.269	111.3	1:02.071	13-	22.362	72.8	17.892	68.0	18.011	112.6	58.265
4-	23.786	72.2	18.018	68.0	18.580	111.1	1:00.384	14-	23.468	69.8	17.666	69.4	17.971	110.9	59.105
5-	23.253	72.2	17.947	68.1	18.400	112.2	59.600	15-	22.545	73.4	17.206	70.6	17.789	112.2	57.540
6-	23.393	72.8	17.781	68.1	18.394	111.1	59.568	16-	22.046	73.6	17.208	71.6	17.738	111.5	56.992
7-	23.529	70.7	19.602	61.8	20.078	111.3	1:03.209	17-	22.368	74.1	17.105	71.7	17.788	111.8	57.261
8-	22.986	71.7	17.791	66.6	18.425	112.0	59.202	18-	22.084	74.7	16.927	72.7	17.629	112.6	56.640
9-	23.698	71.7	17.716	66.1	18.317	111.5	59.731	19-	22.345	73.2	17.069	70.9	17.876	111.1	57.290
10-	22.689	72.9	17.507	70.2	18.075	112.6	58.271								
7		Deane BROWN					C Colin Appleyard / Macadam Racing								
1-	24.509	69.5	18.162	64.3	18.629	115.9	1:01.300	11-	21.781	77.2	17.026	69.9	18.464	112.6	57.271
2-	23.705	72.5	17.515	68.5	18.336	116.7	59.556	12-	22.200	75.2	16.967	68.0	17.586	118.8	56.753
3-	23.763	71.2	17.570	68.7	In		2:20.856 P	13-	21.513	77.4	16.923	65.2	17.722	118.4	56.158
4-	Out 70.5	18.018	66.3	18.560	114.7	1:04.024		14-	21.354	77.0	16.324	74.7	17.006	117.7	54.684
5-	22.923	71.4	17.329	69.9	18.290	115.1	58.542	15-	21.377	76.3	16.543	73.2	17.149	119.0	55.069
6-	22.368	73.5	16.910	72.2	17.795	116.5	57.073	16-	21.585	74.3	16.671	73.2	17.072	117.5	55.328
7-	22.658	76.2	17.365	67.6	17.724	118.8	57.747	17-	21.410	77.7	16.156	76.7	16.976	119.2	54.542
8-	22.097	75.9	16.958	71.6	17.470	119.4	56.525	18-	21.772	76.6	16.470	73.1	17.278	117.7	55.520
9-	22.045	75.6	17.706	66.4	17.997	118.1	57.748	19-	21.175	77.3	16.351	72.2	17.040	118.4	54.566
10-	21.773	76.1	16.802	70.9	17.324	119.8	55.899								
9		Niall CAMPBELL					C Kinpac Racing								
1-	Out 56.4	21.939	52.0	22.639	101.4	1:20.219	2-	28.381	65.9	20.269	61.4	22.409	69.2	1:11.059	
10		Peter SUTHERLAND					C Kinpac Racing								
1-	25.386	71.7	19.015	61.9	19.688	113.7	1:04.089	10-	22.953	75.9	17.539	66.5	17.969	118.4	58.461
2-	25.134	73.5	18.569	66.0	18.702	116.7	1:02.405	11-	22.713	74.7	17.240	69.3	17.723	119.2	57.676
3-	24.833	68.4	18.913	63.7	18.575	117.5	1:02.321	12-	22.398	74.3	17.253	68.5	17.825	119.2	57.476
4-	24.432	74.0	18.091	66.0	18.581	118.4	1:01.104	13-	22.296	75.3	17.075	70.9	17.740	117.9	57.111
5-	23.528	73.5	17.696	66.9	17.999	119.6	59.223	14-	25.516	61.5	18.793	68.7	In		2:25.770 P
6-	22.891	74.3	18.399	65.7	18.034	119.0	59.324	15-	Out 74.4		17.847	69.8	17.689	119.8	1:04.398
7-	23.727	71.6	18.183	65.9	18.285	118.4	1:00.195	16-	22.203	76.1	17.840	63.6	17.858	120.7	57.901
8-	22.993	74.1	17.743	67.6	17.969	119.0	58.705	17-	22.460	74.7	17.097	69.0	17.655	119.6	57.212
9-	22.278	76.1	17.359	69.5	17.980	119.4	57.617	18-	21.945	76.5	17.004	69.0	17.563	119.6	56.512
11		Tom WEEDEN					C TABOO Motorsport Junior Team								
1-	25.221	70.4	18.761	65.6	19.874	104.9	1:03.856	11-	23.568	71.8	17.241	70.6	18.439	108.7	59.248
2-	24.233	71.0	18.303	67.0	19.408	105.8	1:01.944	12-	22.877	72.1	17.110	70.2	18.774	106.9	58.761

Brands Hatch Indy
 Circuit Length = 1.1986 miles
 Start: 17:25 End: 17:47

Weather / Track : Cloudy / Wet

2009 Relentless British 125GP Championship & ACU Academy Cup

FREE PRACTICE 2 - SECTOR ANALYSIS

3-	24.846	69.9	18.796	65.2	19.584	105.5	1:03.226	13-	23.104	71.8	17.192	70.5	18.963	106.4	59.259
4-	24.411	71.0	17.947	67.6	19.344	105.2	1:01.702	14-	22.823	73.9	17.143	72.0	18.488	107.2	58.454
5-	24.053	70.5	18.197	68.5	19.218	105.5	1:01.468	15-	23.167	72.4	17.156	71.5	18.572	106.5	58.895
6-	23.756	72.2	18.025	69.6	19.196	105.5	1:00.977	16-	22.658	73.4	17.172	69.0	18.576	106.9	58.406
7-	23.723	72.0	17.575	68.4	19.193	108.1	1:00.491	17-	22.985	72.1	17.050	72.4	18.643	106.5	58.678
8-	25.013	70.2	17.404	70.0	19.099	106.5	1:01.516	18-	23.104	73.4	16.917	71.8	18.410	107.0	58.431
9-	23.603	71.8	17.920	67.9	18.877	106.7	1:00.400	19-	22.638	73.5	17.215	69.6	18.504	107.0	58.357
10-	23.119	73.6	17.216	69.4	18.773	107.5	59.108								
12	Edward RENDELL														
	Team Aztec GP														
1-	Out	57.2	20.080	58.4	20.692	109.8	1:12.050	10-	23.395	71.2	17.563	70.8	18.672		59.630
2-	26.379	64.8	20.006	57.2	20.543	111.1	1:06.928	11-	23.294	71.7	17.655	71.9	18.234		59.183
3-	25.286	66.5	19.638	62.7	19.819	111.8	1:04.743	12-	23.009	71.3	17.471	71.4	18.169	114.3	58.649
4-	24.863	67.3	18.112	67.4	19.000	114.3	1:01.975	13-	22.578	72.6	17.786	69.4	In		2:20.482 P
5-	25.114	68.4	18.726	66.1	18.956	113.0	1:02.796	14-	Out	70.4	17.652	69.1	18.203	116.1	1:05.759
6-	24.083	70.4	17.808	69.9	18.820		1:00.711	15-	24.200	69.4	18.637	58.6	18.374	114.3	1:01.211
7-	23.939	70.4	17.764	69.1	18.538	114.7	1:00.241	16-	22.492	72.9	16.940	73.0	17.828	113.6	57.260
8-	23.610	71.0	17.783	70.5	18.553	113.6	59.946	17-	22.480	72.1	17.077	74.6	17.899	114.9	57.456
9-	23.602	70.1	17.664	72.3	18.570	112.2	59.836	18-	22.565	72.7	17.089	74.7	17.891		57.545
13	Rob GUIVER														
	SP125/RG Racing														
1-	26.339	68.9	19.584	59.5	19.984	105.2	1:05.907	11-	21.762	76.4	16.553	74.6	17.249	118.1	55.564
2-	25.191	71.4	18.583	62.1	19.010	113.6	1:02.784	12-	21.535	77.1	17.232	67.6	17.970	117.7	56.737
3-	23.391	73.4	18.024	62.4	19.091	112.2	1:00.506	13-	21.763	75.8	16.902	69.3	17.485	115.9	56.150
4-	23.427	72.5	17.595	68.2	18.354	113.6	59.376	14-	21.618	76.2	16.722	72.0	17.295	116.3	55.635
5-	23.068	71.8	17.672	65.7	18.155	115.9	58.895	15-	21.327	76.0	16.395	75.4	17.243	116.3	54.965
6-	23.580	74.6	17.471	69.5	17.886	115.9	58.937	16-	21.337	76.5	16.600	74.2	17.442	115.5	55.379
7-	22.222	75.4	16.930	73.2	17.526	116.5	56.678	17-	21.323	76.6	16.436	74.3	17.183	114.9	54.942
8-	21.990	75.8	17.155	72.2	17.509	117.9	56.654	18-	21.278	77.1	16.368	74.2	17.193	116.5	54.839
9-	23.122	73.7	17.219	72.5	17.490	117.3	57.831	19-	21.650	77.0	16.360	73.9	17.139	116.3	55.149
10-	21.939	74.9	17.106	72.0	17.512	115.9	56.557	20-	21.181	77.1	16.480	74.6	17.034	115.9	54.695
16	Shaun HORSMAN														
	Symitry I.T North														
1-	Out	64.8	18.967	63.1	19.475	114.1	1:10.043	10-	21.699	73.6	17.699	66.2	18.389	117.5	57.787
2-	24.518	68.3	18.391	66.5	In		3:02.570 P	11-	21.698	74.0	16.545	74.9	17.524	116.7	55.767
3-	Out	68.9	18.133	64.9	18.866	114.7	1:07.805	12-	21.507	74.2	16.528	74.3	17.562	116.7	55.597
4-	22.975	70.7	17.679	68.3	18.544	114.7	59.198	13-	21.504	74.7	18.208	68.1	18.051	114.7	57.763
5-	22.749	72.1	17.444	69.0	18.358	114.9	58.551	14-	21.333	75.4	17.102	69.6	17.392	117.1	55.827
6-	22.378	72.9	17.078	71.6	18.305	115.7	57.761	15-	21.263	75.3	17.603	70.2	17.490	115.9	56.356
7-	21.983	73.8	17.345	70.0	18.187	115.1	57.515	16-	21.272	75.5	16.307	75.3	17.486	115.1	55.065
8-	21.828	73.6	16.963	69.4	18.139	115.7	56.930	17-	21.119	75.6	16.166	77.4	17.331	116.5	54.616
9-	22.011	73.5	16.829	73.9	17.836	115.9	56.676	18-	21.174	75.3	16.278	77.0	17.852	115.7	55.304
17	John McPHEE														
	C McPhee Racing														
1-	Out	48.7	24.306	53.3	22.649	92.1	1:38.485	10-	23.658	69.5	18.379	65.1	18.561	107.7	1:00.598
2-	29.848	54.7	22.660	54.3	20.899	105.2	1:13.407	11-	23.567	69.2	18.266	63.3	18.825	108.1	1:00.658
3-	26.949	60.2	21.329	55.0	21.607	103.7	1:09.885	12-	22.999	70.7	18.426	66.3	18.440	108.8	59.865
4-	26.856	61.7	20.674	60.4	20.587	107.5	1:08.117	13-	22.772	70.8	18.006	66.7	18.358	107.7	59.136
5-	25.340	63.7	19.505	59.4	19.684	108.6	1:04.529	14-	22.850	71.5	17.791	66.7	18.760	107.2	59.401
6-	26.051	61.5	19.719	57.7	20.023	108.4	1:05.793	15-	23.350	70.6	18.478	66.7	18.383	107.0	1:00.211
7-	23.902	67.9	19.750	62.1	19.147	108.6	1:02.799	16-	23.162	70.1	17.769	67.5	18.243	107.7	59.174
8-	23.663	68.3	18.553	64.7	19.246	107.5	1:01.462	17-	22.715	71.5	17.537	69.6	18.218	107.5	58.470
9-	23.890	67.9	18.490	66.2	18.954	106.9	1:01.334								
19	Michael HILL														
	TABOO Motorsport														
1-	24.731	67.0	18.798	61.6	In		2:15.136 P	10-	22.068	73.4	17.098	73.0	17.920	113.0	57.086
2-	Out	70.4	18.544	65.8	19.615	109.7	1:48.883	11-	22.020	73.2	16.967	72.4	17.879	112.6	56.866
3-	23.562	71.4	18.877	56.6	In		1:29.913 P	12-	21.920	75.3	16.836	73.9	17.586	114.7	56.342
4-	Out	69.6	18.445	66.0	18.738	113.0	1:04.253	13-	21.578	74.4	16.851	72.4	17.537	113.7	55.960
5-	22.935	71.2	17.894	69.1	18.322	113.2	59.151	14-	21.513	74.3	16.681	74.8	17.694	113.9	55.888
6-	22.862	71.3	17.887	66.0	18.386	113.0	59.135	15-	21.770	74.3	16.814	73.0	17.532	114.5	56.116
7-	22.207	72.2	17.468	69.6	17.916	114.5	57.591	16-	21.922	74.8	16.857	71.6	17.566	116.5	56.345
8-	22.787	72.8	17.340	67.7	18.304	113.7	58.431	17-	21.574	74.4	16.557	73.6	17.575	112.8	55.706
9-	22.173	73.9	17.600	72.0	17.845	113.9	57.618								

Brands Hatch Indy
Circuit Length = 1.1986 miles
Start: 17:25 End: 17:47

Weather / Track : Cloudy / Wet

2009 Relentless British 125GP Championship & ACU Academy Cup
FREE PRACTICE 2 - SECTOR ANALYSIS

21	Tom STANFORD					Stanford Racing									
1-	24.995	69.5	18.525	63.9	19.659	107.4	1:03.179	11-	22.677	72.4	17.320	70.7	18.332	110.6	58.329
2-	24.505	69.2	18.551	66.5	19.423	108.6	1:02.479	12-	22.447	72.5	17.327	70.6	18.421	110.6	58.195
3-	24.593	69.7	18.353	69.3	18.978	109.5	1:01.924	13-	23.216	71.9	17.525	70.9	18.427	108.8	59.168
4-	24.091	70.1	18.076	67.4	19.243	110.7	1:01.410	14-	22.902	72.6	17.448	67.9	18.264	110.4	58.614
5-	23.755	70.2	17.971	67.2	19.046	109.1	1:00.772	15-	22.215 73.0		17.288	73.6	18.149	108.9	57.652
6-	23.323	70.2	17.983	65.5	18.847	111.1	1:00.153	16-	22.877	67.9	17.666	71.4	18.172	109.1	58.715
7-	23.985	67.6	18.053	70.6	18.845	110.0	1:00.883	17-	22.384	72.0	17.281	71.4	18.045	108.8	57.710
8-	22.774	71.2	18.033	69.1	18.729	109.1	59.536	18-	22.619	72.1	17.309	71.6	18.141	108.9	58.069
9-	22.882	71.1	17.580	69.7	18.608	108.8	59.070	19-	22.496	72.2	17.176	72.4	18.069	108.1	57.741
10-	22.733	71.4	17.479	71.6	18.559	108.2	58.771								
22	Matthew PAULO					C Paulo Racing									
1-	Out	49.3	23.494	55.4	22.474	86.9	1:24.933	10-	25.354	67.6	19.748	65.0	20.157	98.8	1:05.259
2-	30.821	59.5	21.439	58.8	21.192	95.9	1:13.452	11-	25.086	68.1	19.992	68.0	19.570	100.2	1:04.648
3-	27.672	64.0	20.553	58.8	20.701	91.9	1:08.926	12-	25.133	67.3	19.378	67.6	19.343	99.9	1:03.854
4-	27.305	65.8	20.063	62.2	20.189	101.7	1:07.557	13-	25.000	68.3	19.376	66.2	19.089	103.7	1:03.465
5-	26.150	64.5	20.359	57.3	20.095	101.1	1:06.604	14-	24.684	69.0	19.148	66.0	19.246	104.4	1:03.078
6-	26.034	67.6	20.321	63.4	20.488	87.7	1:06.843	15-	24.948	68.2	19.127	68.1	19.221	105.7	1:03.296
7-	27.641	61.4	21.595	58.3	20.029	100.6	1:09.265	16-	25.036	68.0	18.929	66.3	19.262	104.0	1:03.227
8-	26.154	64.8	21.584	63.5	19.951	97.4	1:07.689	17-	24.268	68.6	19.260	67.3	19.017	104.7	1:02.545
9-	25.952	67.7	19.524	65.7	19.657	101.2	1:05.133								
23	Harry STAFFORD					C RCS/BTB									
1-	25.524	72.6	19.392	59.6	19.273	115.3	1:04.189	8-	22.485	75.4	17.591	70.5	17.567	116.3	57.643
2-	23.965	71.6	19.622	57.7	19.385	113.9	1:02.972	9-	22.378	76.3	17.642	68.4	17.550	114.7	57.570
3-	23.349	73.9	18.374	65.5	18.994	116.3	1:00.717	10-	22.003	76.3	16.723	72.3	18.069	115.7	56.795
4-	23.467	74.0	17.991	67.3	18.443	114.7	59.901	11-	23.490	75.7	17.293	73.1	17.453	115.7	58.236
5-	23.193	75.2	17.498	67.4	18.728	114.3	59.419	12-	22.117	76.2	16.664	74.1	17.481	115.1	56.262
6-	23.076	75.7	17.283	67.0	18.757	115.9	59.116	13-	22.273	70.7	16.962	72.7	17.637	114.3	56.872
7-	24.117	74.1	18.826	67.3	18.180	115.1	1:01.123								
24	Ben BARRETT					SP125Racing/Lowerdale Autos									
1-	Out	64.5	21.000	55.9	20.196	112.6	1:15.622	9-	24.026	70.9	18.731	63.3	18.763	115.3	1:01.520
2-	25.462	69.5	19.322	62.3	19.520	113.2	1:04.304	10-	24.067	70.7	18.618	67.5	18.648	114.9	1:01.333
3-	25.042	68.1	18.868	66.1	19.441	113.7	1:03.351	11-	23.665	71.3	19.073	63.4	In		2:45.887 P
4-	24.796	69.8	18.726	65.3	19.145	114.7	1:02.667	12-	Out	67.4	19.442	64.3	19.041	113.6	1:13.635
5-	24.622	67.2	19.785	66.4	18.879	115.5	1:03.286	13-	24.009	70.5	18.650	67.4	18.675	113.4	1:01.334
6-	25.257	67.6	19.783	62.4	19.562	114.1	1:04.602	14-	23.843	71.5	18.112	66.4	18.391	114.3	1:00.346
7-	24.274	70.4	18.617	67.2	18.830	114.7	1:01.721	15-	23.759	72.1	18.138	68.2	18.377	114.3	1:00.274
8-	25.000	69.2	19.004	66.0	18.782	114.7	1:02.786	16-	23.318	72.3	18.205	66.6	18.561	115.1	1:00.084
29	James LODGE					KRP/Earnshaws Motorcycles									
1-	Out	67.6	19.619	63.9	20.389	111.5	1:11.825	12-	22.021	76.6	16.803	75.8	17.736	118.6	56.560
2-	24.746	71.4	19.071	63.6	19.372	114.3	1:03.189	13-	21.768	76.5	16.587	76.5	17.151	120.7	55.506
3-	24.140	72.0	18.312	70.8	18.633	117.1	1:01.085	14-	21.866	76.8	17.857	73.6	17.894	116.1	57.617
4-	23.585	73.3	18.183	72.7	18.444	116.5	1:00.212	15-	21.866	76.4	16.412	77.0	17.284	119.6	55.562
5-	23.193	73.7	17.589	73.3	18.024	117.5	58.806	16-	21.558	77.2	16.459	77.8	17.091	120.5	55.108
6-	22.667	74.6	17.437	69.9	18.297	118.6	58.401	17-	21.350	78.0	16.277	78.2	17.020	119.8	54.647
7-	22.939	75.3	17.104	74.3	17.870	118.1	57.913	18-	21.419	77.9	16.476	77.4	16.950	120.5	54.845
8-	22.175	75.9	16.868	74.3	17.600	119.0	56.643	19-	21.695	76.1	16.550	76.6	17.123	118.8	55.368
9-	22.093	76.8	17.191	74.2	17.731	117.9	57.015	20-	21.379	78.0	16.268	79.5	16.761	120.3	54.408
10-	23.432	71.4	17.708	76.0	17.451	120.5	58.591	21-	21.132	78.7	16.368	77.3	16.867	120.7	54.367
11-	22.133	75.8	17.737	73.6	17.677	119.8	57.547								
33	Dan MORETON					DM Racing/Astech Moto-Tune									
1-	29.123	55.5	22.465	57.7	23.067	76.5	1:14.655	10-	22.404	72.4	17.868	68.3	18.240	111.7	58.512
2-	26.579	61.0	20.429	62.3	21.391	84.8	1:08.399	11-	22.256	73.6	17.149	71.1	18.524	111.3	57.929
3-	25.406	64.5	19.367	63.6	20.257	88.1	1:05.030	12-	22.271	74.7	17.352	71.9	18.012	112.6	57.635
4-	24.961	63.7	19.367	63.3	19.599	101.7	1:03.927	13-	23.032	72.2	17.246	71.6	17.985	114.7	58.263
5-	24.767	65.1	18.760	67.0	18.978	109.1	1:02.505	14-	22.331	74.1	17.114	73.7	17.821	112.0	57.266
6-	23.797	69.1	18.939	68.5	18.855	110.6	1:01.591	15-	21.950	73.4	17.406	72.6	17.688	112.4	57.044
7-	23.200	71.1	17.819	70.9	18.561	110.7	59.580	16-	21.816	73.3	16.832	74.6	17.693	112.8	56.341
8-	22.742	72.6	17.507	72.3	18.343	111.5	58.592	17-	21.817	74.6	16.757	75.8	17.921	112.4	56.495

Brands Hatch Indy
Circuit Length = 1.1986 miles
Start: 17:25 End: 17:47

Weather / Track : Cloudy / Wet

2009 Relentless British 125GP Championship & ACU Academy Cup

FREE PRACTICE 2 - SECTOR ANALYSIS

9-	22.729	71.4	17.366	71.6	18.287	111.3	58.382								
46	Ross WALKER						C Ross Walker Racing								
1-	25.275	66.5	19.731	61.2	19.644	109.3	1:04.650	9-	Out	68.6	18.846	65.1	19.052	110.4	1:11.402
2-	25.091	65.7	19.577	61.4	19.644	110.0	1:04.312	10-	23.730	69.7	18.646	62.8	18.999	110.7	1:01.375
3-	24.140	69.5	19.129	62.6	19.137	110.9	1:02.406	11-	23.315	70.6	18.573	65.0	18.754	111.3	1:00.642
4-	24.286	68.1	18.960	62.7	19.236	110.2	1:02.482	12-	23.332	69.9	18.548	64.6	18.690	110.6	1:00.570
5-	23.879	68.1	18.993	63.1	In		2:54.304 P	13-	23.328	70.4	18.539	64.5	18.777	110.0	1:00.644
6-	Out	67.8	19.143	61.5	19.819	109.3	1:11.507	14-	23.128	72.6	18.143	65.9	18.767	110.9	1:00.038
7-	23.836	69.0	19.118	65.6	19.031	111.5	1:01.985	15-	23.275	70.4	19.930	61.5	In		2:02.879 P
8-	23.532	70.7	18.849	62.8	In		2:08.426 P								
52	Adam BLACKLOCK						C Repli-Cast UK								
1-	Out	66.9	19.638	66.9	18.476	106.9	1:07.288	11-	Out	70.2	17.270	76.2	17.605	116.3	1:06.028
2-	25.119	70.3	18.493	68.3	18.510	111.7	1:02.122	12-	22.921	72.1	17.636	71.5	17.451	116.5	58.008
3-	24.907	70.9	17.991	74.3	18.119	110.4	1:01.017	13-	22.776	74.0	17.273	74.1	17.434	115.9	57.483
4-	24.556	70.4	17.589	73.6	18.835	114.1	1:00.980	14-	22.365	74.0	16.662	76.6	17.343	116.3	56.370
5-	24.197	72.0	18.292	64.7	18.151	115.5	1:00.640	15-	22.480	72.4	17.610	75.7	17.275	116.5	57.365
6-	23.192	72.0	17.024	74.9	18.046	114.9	58.262	16-	22.073	74.7	16.693	75.4	17.217	116.1	55.983
7-	23.209	73.2	17.290	73.6	17.631	115.3	58.130	17-	22.205	74.5	16.632	77.7	17.101	116.9	55.938
8-	23.854	71.4	17.650	71.7	18.440	116.1	59.944	18-	22.024	75.3	16.450	76.6	17.051	116.5	55.525
9-	23.926	72.6	17.472	63.5	18.528	115.5	59.926	19-	22.195	73.6	16.585	77.0	17.280	117.3	56.060
10-	23.016	72.9	17.259	72.4	In		2:06.688 P								
53	Corey LEWIS						C Corey Lewis Racing								
1-	Out	67.6	20.501	62.7	19.953	108.4	1:11.655	11-	21.048	76.4	16.438	77.9	17.063	116.7	54.549
2-	24.398	68.6	18.936	67.5	19.023	113.2	1:02.357	12-	20.974	77.0	16.223	77.7	17.142	116.5	54.339
3-	22.816	71.5	17.981	71.4	18.352	115.5	59.149	13-	20.889	77.1	16.729	78.2	17.158	116.3	54.776
4-	22.440	74.5	18.125	69.3	18.105	115.1	58.670	14-	21.316	75.1	16.617	74.2	In		2:05.936 P
5-	21.983	74.7	17.112	75.3	17.438	116.9	56.533	15-	Out	74.1	16.964	73.5	17.527	114.5	1:02.468
6-	21.723	76.5	17.225	74.2	17.735	117.3	56.683	16-	21.252	72.9	16.481	79.6	17.264	113.7	54.997
7-	22.683	72.2	17.774	72.9	17.721	116.7	58.178	17-	21.348	72.0	17.856	73.7	17.275	114.3	56.479
8-	21.434	76.6	16.771	73.5	17.428	116.7	55.633	18-	20.953	76.1	16.272	79.2	17.175	114.5	54.400
9-	21.112	75.9	16.445	75.7	17.476	116.1	55.033	19-	20.686	76.9	16.181	79.9	17.112	115.3	53.979
10-	21.038	76.5	16.546	72.7	17.589	115.7	55.173								
61	Paul JORDAN						KRP/Bradley Smith Racing								
1-	Out	58.5	22.000	56.3	23.201	88.9	1:18.924	6-	23.096	71.5	17.520	69.9	18.371	117.7	58.987
2-	26.185	63.2	20.395	60.0	23.772	89.8	1:10.352	7-	23.049	71.8	18.144	67.3	18.491	117.5	59.684
3-	25.299	66.9	19.319	61.7	19.766	115.1	1:04.384	8-	22.904	72.0	17.316	67.0	18.294	117.9	58.514
4-	24.444	68.6	18.398	65.6	18.695	116.1	1:01.537	9-	24.750	62.3	23.162	53.3	In		1:57.539 P
5-	23.673	70.4	17.734	67.2	18.615	116.3	1:00.022								
69	Joshua HARLAND						C								
1-	26.952	67.9	19.304	61.5	19.634	108.8	1:05.890	4-	24.043	66.1	19.575	57.7	In		2:36.897 P
2-	25.123	66.3	19.367	62.2	20.571	108.2	1:05.061	5-	Out	65.4	19.773	59.9	In		2:26.689 P
3-	24.447	66.5	18.627	66.2	18.977	110.2	1:02.051								
72	Connor BEHAN						SP125/Express Forklifts								
1-	Out	62.1	21.787	54.8	21.851	95.5	1:17.286	8-	22.896	73.1	18.009	68.7	18.182	110.0	59.087
2-	26.712	66.8	19.940	62.5	20.308	106.4	1:06.960	9-	22.763	73.5	17.523	73.5	18.287	109.1	58.573
3-	25.205	69.3	19.266	66.2	20.085	104.7	1:04.556	10-	22.681	73.3	17.444	73.9	18.493	108.9	58.618
4-	24.884	69.2	19.940	64.9	19.368	107.9	1:04.192	11-	22.661	72.6	17.564	73.3	18.113	109.5	58.338
5-	24.643	70.7	18.625	68.1	19.340	107.4	1:02.608	12-	22.060	73.7	17.223	73.9	18.048	108.9	57.331
6-	24.145	71.3	18.354	69.0	18.763	108.4	1:01.262	13-	21.938	74.5	17.084	74.6	18.066	108.8	57.088
7-	23.971	72.0	18.119	68.8	18.641	108.6	1:00.731	14-	22.119	73.9	17.096	76.3	17.894	108.6	57.109
77	Taylor MACKENZIE						C MMCG Motorpoint								
1-	Out	62.4	21.534	49.8	20.968	107.7	1:21.928	11-	23.414	76.2	17.322	72.0	18.240	113.7	58.976
2-	26.915	72.3	19.449	57.7	20.444	113.6	1:06.808	12-	23.217	75.8	17.018	71.1	17.987	114.9	58.222
3-	25.827	73.2	18.311	61.9	19.467	113.9	1:03.605	13-	23.249	74.2	17.326	71.8	18.048	115.5	58.623
4-	25.019	74.3	18.393	66.1	18.849	114.7	1:02.261	14-	22.935	75.5	17.049	74.2	17.880	115.1	57.864
5-	25.116	74.2	18.497	63.1	18.988	113.6	1:02.601	15-	22.729	74.6	17.185	72.7	17.811	116.7	57.725
6-	24.658	75.0	18.188	67.4	18.490	115.1	1:01.336	16-	22.756	74.6	16.913	71.6	17.770	115.7	57.439

Brands Hatch Indy
Circuit Length = 1.1986 miles
Start: 17:25 End: 17:47

Weather / Track : Cloudy / Wet

2009 Relentless British 125GP Championship & ACU Academy Cup

FREE PRACTICE 2 - SECTOR ANALYSIS

7 -	24.499	72.8	18.164	64.1	19.670	111.3	1:02.333	17 -	22.811	73.3	17.138	72.3	17.665	116.5	57.614
8 -	24.139	74.7	18.231	63.7	19.082	<i>116.7</i>	1:01.452	18 -	22.818	74.7	16.943	71.7	<i>17.643</i>	115.3	57.404
9 -	23.959	74.1	17.659	67.3	18.483	115.5	1:00.101	19 -	<i>22.486</i>	<i>76.3</i>	<i>16.907</i>	71.4	17.858	116.3	57.251
10 -	23.709	74.8	17.881	68.5	18.373	115.9	59.963								
86	Luke HARVEY														
	RV Racing														
1 -	Out	68.5	20.880	56.8	20.735	111.1	1:13.669	8 -	Out	68.9	18.558	67.3	18.341	114.3	1:14.179
2 -	24.787	71.5	19.464	62.5	19.746	114.1	1:03.997	9 -	22.750	<i>74.4</i>	18.004	69.9	18.111	114.9	58.865
3 -	23.976	71.8	19.023	67.4	19.205	112.2	1:02.204	10 -	22.627	74.3	17.828	69.3	17.902	116.1	58.357
4 -	23.947	72.3	18.986	66.8	18.841	112.6	1:01.774	11 -	<i>22.470</i>	74.1	18.346	68.6	17.949	115.9	58.765
5 -	29.028	51.2	24.418	46.0	In		2:38.391 P	12 -	22.725	74.3	18.133	69.5	18.183	<i>116.7</i>	59.041
6 -	Out	72.6	19.458	62.5	19.545	112.2	1:08.899	13 -	22.720	74.0	<i>17.782</i>	<i>70.9</i>	<i>17.885</i>	115.3	58.387
7 -	23.369	72.7	18.857	62.6	In		2:46.242 P	14 -	23.351	65.3	19.612	65.6	18.551	113.7	1:01.514
87	Lee COSTELLO														
	Vent-Axia/www.sp125racing.com														
1 -	Out	67.4	18.402	66.9	19.675	113.4	1:07.493	12 -	21.777	75.8	16.997	72.0	17.464	117.1	56.238
2 -	23.401	72.0	18.079	67.3	18.908	114.3	1:00.388	13 -	21.449	74.2	18.101	68.9	17.759	116.1	57.309
3 -	22.991	73.1	17.870	66.3	18.377	115.5	59.238	14 -	21.679	75.3	17.183	69.6	17.765	<i>117.9</i>	56.627
4 -	22.543	68.1	18.166	70.2	18.091	116.1	58.800	15 -	21.985	73.3	16.991	69.3	17.763	117.1	56.739
5 -	22.105	74.1	17.483	72.2	17.554	116.9	57.142	16 -	21.463	76.1	16.671	73.8	17.223	116.5	55.357
6 -	22.479	74.1	17.563	69.3	17.909	<i>117.9</i>	57.951	17 -	21.427	76.0	16.658	74.2	17.162	117.1	55.247
7 -	22.365	74.6	17.189	73.3	17.541	116.1	57.095	18 -	21.335	76.1	16.634	73.3	17.128	116.5	55.097
8 -	21.863	73.8	17.253	72.0	17.693	116.9	56.809	19 -	21.583	75.5	<i>16.593</i>	72.6	17.250	116.5	55.426
9 -	22.104	74.7	17.296	71.2	17.790	113.6	57.190	20 -	21.250	75.9	16.743	74.7	<i>16.957</i>	<i>117.9</i>	54.950
10 -	21.739	75.3	17.141	72.2	17.685	116.9	56.565	21 -	<i>21.161</i>	<i>76.3</i>	16.627	<i>75.6</i>	17.118	117.5	54.906
11 -	21.898	75.1	17.823	67.3	17.652	115.5	57.373								
91	Ian STANFORD														
	Stanford Racing														
1 -	Out	52.5	22.689	54.0	22.967	101.7	1:21.088	6 -	26.915	63.7	19.896	60.5	<i>20.517</i>	<i>108.9</i>	1:07.328
2 -	29.446	56.6	21.735	57.2	21.879	104.2	1:13.060	7 -	27.055	63.8	20.251	59.5	20.658	107.2	1:07.964
3 -	27.790	64.3	20.438	58.1	21.038	105.5	1:09.266	8 -	26.766	64.0	19.828	<i>61.8</i>	20.723	107.2	1:07.317
4 -	27.514	61.8	20.257	58.3	21.050	105.0	1:08.821	9 -	<i>25.675</i>	<i>68.7</i>	<i>19.691</i>	60.8	20.668	107.0	1:06.034
5 -	26.998	67.5	20.222	59.7	20.914	106.5	1:08.134								
99	Kasey WYATT														
	C Repli-Cast UK														
1 -	26.320	72.0	19.948	55.8	20.246	111.5	1:06.514	10 -	24.462	73.1	18.132	67.0	18.505	<i>114.9</i>	1:01.099
2 -	25.667	70.1	19.532	62.7	19.563	112.2	1:04.762	11 -	23.852	73.7	18.175	66.0	18.467	<i>114.9</i>	1:00.494
3 -	25.377	70.4	18.814	63.8	19.340	112.2	1:03.531	12 -	23.922	<i>73.9</i>	17.951	66.5	18.764	113.7	1:00.637
4 -	24.687	72.0	18.676	63.7	19.031	113.6	1:02.394	13 -	23.989	72.9	18.092	67.7	18.379	113.6	1:00.460
5 -	24.715	72.6	18.598	63.8	19.451	103.9	1:02.764	14 -	23.803	73.1	18.034	65.6	18.509	113.9	1:00.346
6 -	29.899	64.0	22.002	51.7	In		2:01.395 P	15 -	23.870	72.7	<i>17.781</i>	67.5	<i>18.253</i>	114.3	59.904
7 -	Out	62.3	19.028	62.6	19.360	112.6	1:08.726	16 -	<i>23.616</i>	72.9	17.930	64.5	18.256	114.3	59.802
8 -	24.402	71.4	18.453	65.8	18.876	113.4	1:01.731	17 -	24.249	64.5	18.315	<i>67.8</i>	18.281	106.2	1:00.845
9 -	24.229	73.1	18.824	64.7	19.003	113.7	1:02.056								

Brands Hatch Indy
Circuit Length = 1.1986 miles
Start: 17:25 End: 17:47

Weather / Track : Cloudy / Wet

2009 Relentless British 125GP Championship & ACU Academy Cup

FREE PRACTICE 2 - SPEED TRAPS

SECTOR 1				SECTOR 2			FINISH LINE		
POS	NO	NAME	MPH	NO	NAME	MPH	NO	NAME	MPH
1	29	James LODGE	78.7	53	Corey LEWIS	79.9	29	James LODGE	120.7
2	7	Deane BROWN	77.7	29	James LODGE	79.5	10	Peter SUTHERLAND	120.1
3	13	Rob GUIVER	77.1	2	Robbie STEWART	78.6	7	Deane BROWN	119.8
4	53	Corey LEWIS	77.1	16	Shaun HORSMAN	77.4	13	Rob GUIVER	118.1
5	10	Peter SUTHERLAND	76.5	52	Adam BLACKLOCK	77.1	61	Paul JORDAN	117.9
6	23	Harry STAFFORD	76.3	72	Connor BEHAN	76.3	87	Lee COSTELLO	117.9
7	77	Taylor MACKENZIE	76.3	7	Deane BROWN	76.1	16	Shaun HORSMAN	117.5
8	87	Lee COSTELLO	76.3	33	Dan MORETON	75.8	52	Adam BLACKLOCK	117.3
9	16	Shaun HORSMAN	75.6	87	Lee COSTELLO	75.6	53	Corey LEWIS	117.3
10	72	Connor BEHAN	75.3	13	Rob GUIVER	75.4	2	Robbie STEWART	117.1
11	19	Michael HILL	75.3	19	Michael HILL	74.8	77	Taylor MACKENZIE	116.7
12	52	Adam BLACKLOCK	75.3	12	Edward RENDELL	74.7	86	Luke HARVEY	116.7
13	2	Robbie STEWART	74.9	77	Taylor MACKENZIE	74.2	19	Michael HILL	116.5
14	5	Tomas DOUGHTY	74.7	23	Harry STAFFORD	74.1	23	Harry STAFFORD	116.3
15	33	Dan MORETON	74.7	21	Tom STANFORD	73.6	12	Edward RENDELL	116.1
16	86	Luke HARVEY	74.4	5	Tomas DOUGHTY	72.7	24	Ben BARRETT	115.5
17	11	Tom WEEDEN	73.9	11	Tom WEEDEN	72.4	99	Kasey WYATT	114.9
18	99	Kasey WYATT	73.9	4	Philip WAKEFIELD	72.2	33	Dan MORETON	114.7
19	4	Philip WAKEFIELD	73.5	10	Peter SUTHERLAND	70.9	4	Philip WAKEFIELD	113.7
20	21	Tom STANFORD	73.0	86	Luke HARVEY	70.9	5	Tomas DOUGHTY	112.8
21	12	Edward RENDELL	72.9	61	Paul JORDAN	69.9	46	Ross WALKER	111.5
22	46	Ross WALKER	72.6	17	John McPHEE	69.6	21	Tom STANFORD	111.1
23	24	Ben BARRETT	72.3	24	Ben BARRETT	68.2	69	Joshua HARLAND	110.2
24	61	Paul JORDAN	72.0	22	Matthew PAULO	68.1	72	Connor BEHAN	110.0
25	17	John McPHEE	71.5	99	Kasey WYATT	67.8	91	Ian STANFORD	108.9
26	22	Matthew PAULO	69.0	69	Joshua HARLAND	66.2	17	John McPHEE	108.8
27	91	Ian STANFORD	68.7	46	Ross WALKER	65.9	11	Tom WEEDEN	108.1
28	69	Joshua HARLAND	67.9	91	Ian STANFORD	61.8	22	Matthew PAULO	105.7
29	9	Niall CAMPBELL	65.9	9	Niall CAMPBELL	61.4	9	Niall CAMPBELL	101.4

2009 Relentless British 125GP Championship & ACU Academy Cup

FREE PRACTICE 2 - BEST SECTOR TIMES

SECTOR 1			SECTOR 2			SECTOR 3			IDEAL / BEST COMPARISON						
POS	NO	NAME	TIME	NO	NAME	TIME	NO	NAME	TIME	POS	NO	NAME	IDEAL	BEST	DIFF
1	53	LEWIS	20.686	7	BROWN	16.156	29	LODGE	16.761	1	53	LEWIS	53.930	53.979	0.049
2	16	HORSMAN	21.119	16	HORSMAN	16.166	87	COSTELLO	16.957	2	29	LODGE	54.161	54.367	0.206
3	29	LODGE	21.132	53	LEWIS	16.181	7	BROWN	16.976	3	7	BROWN	54.307	54.542	0.235
4	87	COSTELLO	21.161	2	STEWART	16.211	13	GUIVER	17.034	4	13	GUIVER	54.575	54.695	0.120
5	7	BROWN	21.175	29	LODGE	16.268	52	BLACKLOCK	17.051	5	16	HORSMAN	54.616	54.616	0.000
6	13	GUIVER	21.181	13	GUIVER	16.360	53	LEWIS	17.063	6	87	COSTELLO	54.711	54.906	0.195
7	2	STEWART	21.275	52	BLACKLOCK	16.450	2	STEWART	17.259	7	2	STEWART	54.745	54.873	0.128
8	19	HILL	21.513	19	HILL	16.557	16	HORSMAN	17.331	8	52	BLACKLOCK	55.525	55.525	0.000
9	33	MORETON	21.816	87	COSTELLO	16.593	23	STAFFORD	17.453	9	19	HILL	55.601	55.706	0.105
10	72	BEHAN	21.835	23	STAFFORD	16.664	19	HILL	17.531	10	23	STAFFORD	56.120	56.262	0.142
11	10	SUTHERLAND	21.945	33	MORETON	16.757	10	SUTHERLAND	17.563	11	33	MORETON	56.261	56.341	0.080
12	23	STAFFORD	22.003	4	WAKEFIELD	16.837	5	DOUGHTY	17.629	12	10	SUTHERLAND	56.512	56.512	0.000
13	52	BLACKLOCK	22.024	77	MACKENZIE	16.907	77	MACKENZIE	17.643	13	5	DOUGHTY	56.602	56.640	0.038
14	5	DOUGHTY	22.046	11	WEEDEN	16.917	33	MORETON	17.688	14	72	BEHAN	56.813	57.088	0.275
15	21	STANFORD	22.215	5	DOUGHTY	16.927	12	RENDELL	17.828	15	4	WAKEFIELD	57.035	57.135	0.100
16	4	WAKEFIELD	22.293	12	RENDELL	16.940	86	HARVEY	17.885	16	77	MACKENZIE	57.036	57.251	0.215
17	86	HARVEY	22.470	10	SUTHERLAND	17.004	72	BEHAN	17.894	17	12	RENDELL	57.248	57.260	0.012
18	12	RENDELL	22.480	72	BEHAN	17.084	4	WAKEFIELD	17.905	18	21	STANFORD	57.436	57.652	0.216
19	77	MACKENZIE	22.486	21	STANFORD	17.176	21	STANFORD	18.045	19	11	WEEDEN	57.965	58.357	0.392
20	11	WEEDEN	22.638	61	JORDAN	17.316	17	McPHEE	18.218	20	86	HARVEY	58.137	58.357	0.220
21	17	McPHEE	22.715	17	McPHEE	17.537	99	WYATT	18.253	21	17	McPHEE	58.470	58.470	0.000
22	61	JORDAN	22.904	99	WYATT	17.781	61	JORDAN	18.294	22	61	JORDAN	58.514	58.514	0.000
23	46	WALKER	23.128	86	HARVEY	17.782	24	BARRETT	18.377	23	99	WYATT	59.650	59.802	0.152
24	24	BARRETT	23.318	24	BARRETT	18.112	11	WEEDEN	18.410	24	24	BARRETT	59.807	1:00.084	0.277
25	99	WYATT	23.616	46	WALKER	18.143	46	WALKER	18.690	25	46	WALKER	59.961	1:00.038	0.077
26	69	HARLAND	24.043	69	HARLAND	18.627	69	HARLAND	18.977	26	69	HARLAND	1:01.647	1:02.051	0.404
27	22	PAULO	24.268	22	PAULO	18.929	22	PAULO	19.017	27	22	PAULO	1:02.214	1:02.545	0.331
28	91	STANFORD	25.675	91	STANFORD	19.691	91	STANFORD	20.517	28	91	STANFORD	1:05.883	1:06.034	0.151
29	9	CAMPBELL	28.381	9	CAMPBELL	20.269	9	CAMPBELL	22.409	29	9	CAMPBELL	1:11.059	1:11.059	0.000
													Perfect Lap	53.603	

2009 Relentless British 125GP Championship & ACU Academy Cup

FREE PRACTICE 3 - CLASSIFICATION

POS	NO	CL	NAME	ENTRY	TIME	ON	LAPS	GAP	DIFF	MPH
1	8		Brian CLARK	Honda - Banks Racing/Express Racewear	52.487	22	22			82.21
2	7	C	Deane BROWN	Honda - Colin Appleyard / Macadam Racing	52.536	18	20	0.049	0.049	82.13
3	50	C	Tim HASTINGS	Honda - KRP/Bradley Smith Racing	52.565	23	25	0.078	0.029	82.08
4	66		Tom HAYWARD	Honda - KRP/Daniel Hayward Racing	52.609	23	24	0.122	0.044	82.02
5	6		Martin GLOSSOP	Seel - KRP/Bradley Smith Racing	52.835	21	21	0.348	0.226	81.67
6	16		Shaun HORSMAN	Honda - Symitry I.T North	52.977	20	20	0.490	0.142	81.45
7	2		Robbie STEWART	Honda - Repli-Cast UK	53.132	18	20	0.645	0.155	81.21
8	72		Connor BEHAN	Honda - SP125/Express Forklifts	53.269	24	25	0.782	0.137	81.00
9	33		Dan MORETON	Honda - DM Racing/Astech Moto-Tune	53.362	22	24	0.875	0.093	80.86
10	12		Edward RENDELL	Honda - Team Aztec GP	53.372	24	25	0.885	0.010	80.84
11	13		Rob GUIVER	Honda - SP125/RG Racing	53.652	10	12	1.165	0.280	80.42
12	52	C	Adam BLACKLOCK	Honda - Repli-Cast UK	53.729	17	24	1.242	0.077	80.31
13	23	C	Harry STAFFORD	Honda - RCS/BTB	53.987	14	16	1.500	0.258	79.92
14	4		Philip WAKEFIELD	Honda - PWR/Sandbach Scrap Metal	54.094	24	24	1.607	0.107	79.76
15	87		Lee COSTELLO	Honda - Vent-Axia/www.sp125racing.com	54.206	12	13	1.719	0.112	79.60
16	26	C	Nicole McALEER	Honda - Megabikes.ie	54.228	21	23	1.741	0.022	79.57
17	77	C	Taylor MACKENZIE	Honda - MMCG Motorpoint	54.327	26	26	1.840	0.099	79.42
18	27		Catherine GREEN	Honda - www.cgracing27.co.uk	54.650	23	23	2.163	0.323	78.95
19	28		Jon VINCENT	Honda - Molly/GRF Heavy Transport	54.910	13	14	2.423	0.260	78.58
20	19		Michael HILL	Honda - TABOO Motorsport	54.989	12	13	2.502	0.079	78.47
21	10	C	Peter SUTHERLAND	Aprillia - Kinpac Racing	55.043	15	17	2.556	0.054	78.39
22	17	C	John McPHEE	Honda - McPhee Racing	55.304	26	26	2.817	0.261	78.02
23	96		Ryan SAXELBY	Honda - KRP/Bradley Smith Racing	55.711	13	13	3.224	0.407	77.45
24	9	C	Niall CAMPBELL	Honda - Kinpac Racing	56.274	18	19	3.787	0.563	76.67
25	24		Ben BARRETT	Honda - SP125Racing/Lowerdale Autos	56.424	22	22	3.937	0.150	76.47
26	22	C	Matthew PAULO	Honda - Paulo Racing	56.433	25	25	3.946	0.009	76.46
27	11	C	Tom WEEDEN	Honda - TABOO Motorsport Junior Team	57.550	20	22	5.063	1.117	74.97
28	99	C	Kasey WYATT	Honda - Repli-Cast UK	57.720	18	19	5.233	0.170	74.75
29	86		Luke HARVEY	Honda - RV Racing	57.975	12	13	5.488	0.255	74.42
30	53	C	Corey LEWIS	Honda - Corey Lewis Racing	1:00.781	1	1	8.294	2.806	70.99
31	69	C	Joshua HARLAND	Honda -	1:01.025	2	3	8.538	0.244	70.70
32	21		Tom STANFORD	Honda - Stanford Racing	1:01.065	1	2	8.578	0.040	70.66
33	41	C	Shaun WINFIELD	Honda - TAG Triumph	1:01.504	3	3	9.017	0.439	70.15
34	91		Ian STANFORD	Honda - Stanford Racing	1:07.870	3	4	15.383	6.366	63.57

Weather / Track : Cloudy / Wet

Brands Hatch Indy
Circuit Length = 1.1986 miles
Start: 09:30 End: 09:56

2009 Relentless British 125GP Championship & ACU Academy Cup

FREE PRACTICE 3 - SECTOR ANALYSIS

2		Robbie STEWART				Repli-Cast UK									
1-	27.349	55.6	22.200	62.5	20.047	103.2	1:09.596	11-	22.491	68.4	16.941	76.7	17.751	115.1	57.183
2-	24.835	65.1	18.736	70.8	19.783	106.5	1:03.354	12-	22.392	65.9	16.685	76.2	17.495	115.9	56.572
3-	23.286	68.3	18.322	70.6	19.515	112.8	1:01.123	13-	21.107	76.1	16.081	79.6	17.150	119.0	54.338
4-	22.180	73.8	17.919	67.6	In		3:30.054 P	14-	21.993	64.5	17.596	72.7	17.563	116.9	57.152
5-	Out	71.9	17.514	73.8	18.541	114.5	1:08.899	15-	20.840	77.3	17.483	55.8	21.055	106.7	59.378
6-	22.155	74.8	16.508	77.3	17.651	116.3	56.314	16-	29.354	55.0	18.771	76.5	17.387	117.3	1:05.512
7-	21.538	75.8	16.155	79.0	17.346	117.3	55.039	17-	21.198	71.5	15.851	80.5	17.058	117.7	54.107
8-	21.264	76.1	16.151	78.8	17.327	117.5	54.742	18-	20.644	77.1	15.763	81.6	16.725	118.8	53.132
9-	21.119	76.3	16.072	78.4	17.489	117.3	54.680	19-	21.253	75.0	16.913	81.0	In		2:27.974 P
10-	22.389	64.1	17.751	74.3	17.725	115.9	57.865	20-	Out	66.3	17.148	75.8	17.254	116.5	1:03.853
4		Philip WAKEFIELD				PWR/Sandbach Scrap Metal									
1-	Out	63.0	20.330	60.5	21.131	109.3	1:13.504	13-	21.905	74.4	16.660	71.9	18.182	113.7	56.747
2-	25.013	67.1	19.053	64.7	20.588	109.7	1:04.654	14-	22.034	73.5	16.638	73.3	17.976	112.4	56.648
3-	24.333	68.1	18.326	65.5	19.350	111.3	1:02.009	15-	22.419	74.0	16.907	74.9	17.670	113.4	56.996
4-	23.452	69.9	18.105	66.8	19.284	112.0	1:00.841	16-	21.758	74.6	16.504	75.2	17.649	111.3	55.911
5-	23.675	69.2	18.257	67.7	18.703	112.2	1:00.635	17-	22.099	71.1	18.142	61.4	In		2:05.076 P
6-	23.463	70.1	18.067	67.9	18.759	111.7	1:00.289	18-	Out	68.3	17.775	69.5	18.116	113.9	1:09.050
7-	22.960	72.4	17.428	70.7	18.395	113.4	58.783	19-	21.512	74.6	16.509	71.7	17.496	114.7	55.517
8-	23.641	72.0	17.129	72.0	18.343	114.3	59.113	20-	21.344	75.7	16.538	75.7	17.377	115.7	55.259
9-	22.589	72.1	17.310	72.0	18.256	112.8	58.155	21-	23.485	56.4	18.703	66.2	17.990	113.6	1:00.178
10-	22.482	72.4	17.165	73.2	18.096	112.6	57.743	22-	21.379	74.2	16.382	75.2	17.355	113.4	55.116
11-	22.219	73.6	16.983	72.9	18.071	112.0	57.273	23-	21.185	76.2	16.048	79.3	17.231	113.7	54.464
12-	22.171	72.6	16.959	72.4	17.860	112.4	56.990	24-	20.811	76.7	16.125	78.2	17.158	112.6	54.094
6		Martin GLOSSOP				KRP/Bradley Smith Racing									
1-	Out	67.6	19.490	62.1	20.486	115.9	1:12.930	12-	21.843	75.2	15.917	75.6	17.022	121.1	54.782
2-	24.400	72.6	18.224	65.8	18.421	117.9	1:01.045	13-	21.476	76.5	15.810	75.3	16.732	122.5	54.018
3-	23.201	74.1	17.953	67.6	17.813	120.3	58.967	14-	21.388	76.9	15.578	78.1	16.706	122.2	53.672
4-	23.073	73.7	16.903	70.3	17.632	121.6	57.608	15-	21.193	77.9	15.604	77.3	16.961	121.4	53.758
5-	22.549	74.3	16.870	73.3	17.500	120.7	56.919	16-	21.145	76.5	15.614	77.5	17.027	122.0	53.786
6-	22.449	75.3	16.532	72.9	17.342	120.9	56.323	17-	21.491	76.1	15.441	76.2	16.676	122.2	53.608
7-	22.221	75.8	16.458	73.0	17.286	121.4	55.965	18-	21.251	77.3	15.427	78.4	16.541	122.9	53.219
8-	22.042	76.2	16.070	74.9	17.065	122.5	55.177	19-	21.077	77.9	15.457	79.5	16.364	123.1	52.898
9-	22.061	76.4	17.266	66.0	17.259	121.1	56.586	20-	20.993	77.6	15.421	80.2	16.533	123.1	52.947
10-	21.998	76.2	16.505	72.7	In		6:12.052 P	21-	20.897	78.3	15.435	80.5	16.503	122.5	52.835
11-	Out	72.4	17.144	74.1	17.428	121.4	1:11.419								
7		Deane BROWN				C Colin Appleyard / Macadam Racing									
1-	23.922	71.9	17.706	67.7	18.221	119.6	59.849	11-	22.033	75.7	16.890	69.5	17.564	120.7	56.487
2-	22.648	74.4	17.540	69.8	17.908	118.8	58.096	12-	22.253	78.0	15.991	76.2	16.972	120.1	55.216
3-	22.394	75.3	16.698	73.1	17.703	119.2	56.795	13-	21.173	77.4	16.157	73.7	17.412	120.3	54.742
4-	21.739	76.4	16.560	73.6	17.389	121.6	55.688	14-	21.295	76.6	19.173	55.0	23.033	94.8	1:03.501
5-	21.942	77.0	16.553	72.6	17.503	119.8	55.998	15-	24.162	57.8	19.140	70.8	17.509	119.6	1:00.811
6-	21.775	77.0	16.366	73.8	17.243	120.7	55.384	16-	21.199	79.0	16.331	74.9	16.861	119.8	54.391
7-	21.848	77.0	16.770	73.9	17.367	121.1	55.985	17-	21.004	79.3	15.632	77.5	16.610	121.1	53.246
8-	22.350	77.2	16.901	69.1	17.513	119.6	56.764	18-	20.695	79.2	15.411	80.8	16.430	121.4	52.536
9-	21.409	77.0	16.424	72.0	In		5:47.076 P	19-	21.031	79.1	15.496	81.5	16.436	121.8	52.963
10-	Out	70.1	17.742	66.4	18.175	118.8	1:05.708	20-	20.528	79.5	15.596	77.7	16.534	122.0	52.658
8		Brian CLARK				Banks Racing/Express Racewear									
1-	26.351	64.4	20.124	61.6	20.433	105.5	1:06.908	12-	22.848	67.3	18.651	64.4	In		3:22.462 P
2-	25.116	67.4	19.784	64.5	19.229	110.4	1:04.129	13-	Out	64.1	18.450	67.0	18.175	113.0	1:11.308
3-	24.716	70.0	17.961	70.0	18.515	113.4	1:01.192	14-	21.588	77.0	16.291	75.7	16.836	119.8	54.715
4-	23.158	72.6	17.307	71.0	18.252	113.6	58.717	15-	20.862	77.2	16.056	76.9	17.078	119.4	53.996
5-	22.572	73.6	16.995	72.9	17.855	115.9	57.422	16-	20.624	78.1	15.689	77.9	16.672	121.1	52.985
6-	22.315	74.1	16.452	75.1	17.218	120.3	55.985	17-	20.602	78.5	15.984	76.0	16.744	118.6	53.330
7-	21.789	76.1	16.468	73.9	17.282	121.4	55.539	18-	20.618	78.6	15.738	78.1	16.706	120.3	53.062
8-	21.734	76.4	16.350	75.6	17.250	118.8	55.334	19-	20.595	78.4	16.993	77.1	16.596	121.4	54.184
9-	21.243	76.7	16.143	76.3	16.942	121.1	54.328	20-	20.573	77.6	15.779	79.5	16.619	119.6	52.971
10-	21.215	75.8	16.088	75.1	16.932	120.3	54.235	21-	20.595	78.7	15.930	74.1	16.548	121.1	53.073
11-	21.001	77.0	16.127	77.9	16.796	121.1	53.924	22-	20.434	78.0	15.641	80.2	16.412	120.5	52.487

Brands Hatch Indy
Circuit Length = 1.1986 miles
Start: 09:30 End: 09:56

Weather / Track : Cloudy / Wet

2009 Relentless British 125GP Championship & ACU Academy Cup

FREE PRACTICE 3 - SECTOR ANALYSIS

9	Niall CAMPBELL												C Kinpac Racing			
1-	Out	65.9	20.352	59.7	20.792	110.0	1:14.117	11-	23.231	72.6	17.377	70.5	18.162	112.0	58.770	
2-	25.761	61.2	19.188	63.1	19.721	112.6	1:04.670	12-	22.650	73.1	16.957	70.0	18.279	111.3	57.886	
3-	25.547	63.1	18.501	66.4	In		2:11.764 P	13-	21.928	73.1	16.724	72.9	18.104	111.3	56.756	
4-	Out	60.9	18.459	66.4	19.262	108.6	1:09.053	14-	23.363	64.2	17.977	65.5	In		2:01.378 P	
5-	24.406	63.1	18.439	66.4	19.014	108.9	1:01.859	15-	Out	72.1	17.725	72.0	18.006	110.9	1:03.657	
6-	24.076	69.9	17.457	70.6	18.148	112.8	59.681	16-	22.209	71.6	16.950	73.6	18.131	111.3	57.290	
7-	23.153	69.2	17.136	71.4	18.114	112.2	58.403	17-	22.936	72.1	16.771	72.6	17.758	112.0	57.465	
8-	22.861	72.6	17.151	73.1	18.099	112.6	58.111	18-	21.854	74.6	16.550	75.4	17.870	110.2	56.274	
9-	23.085	73.4	17.142	73.6	18.002	110.4	58.229	19-	22.650	71.3	16.891	74.9	17.523	111.7	57.064	
10-	22.621	73.3	17.085	72.4	17.943	111.7	57.649									
10	Peter SUTHERLAND												C Kinpac Racing			
1-							1:55.680	10-							57.271	
2-							58.103	11-							55.455	
3-							56.438	12-							1:51.943	
4-							55.925	13-							2:46.942	
5-							57.207	14-							55.560	
6-							1:53.306	15-							55.043	
7-							56.148	16-							55.101	
8-							3:44.283	17-							55.286	
9-							55.855									
11	Tom WEEDEN												C TABOO Motorsport Junior Team			
1-	23.603	71.5	18.100	70.6	18.803	110.2	1:00.506	12-	22.503	73.0	17.036	70.0	18.371	109.1	57.910	
2-	22.919	72.6	17.567	66.8	18.757	110.4	59.243	13-	22.547	73.4	17.054	71.0	18.299	108.1	57.900	
3-	23.498	72.6	17.300	69.4	18.823	108.6	59.621	14-	22.678	72.6	17.342	65.7	18.897	106.4	58.917	
4-	22.754	72.9	17.153	72.5	18.685	107.5	58.592	15-	22.860	72.8	17.406	70.3	18.558	108.4	58.824	
5-	23.074	70.4	17.657	69.7	In		1:46.578 P	16-	22.577	73.4	16.867	73.1	18.417	107.7	57.861	
6-	Out	68.4	17.726	71.0	18.654	107.5	1:04.017	17-	22.476	72.2	16.972	70.6	18.392	107.2	57.840	
7-	23.710	72.1	17.388	67.1	18.722	108.8	59.820	18-	22.675	72.6	17.169	69.1	18.243	108.4	58.087	
8-	22.814	70.6	17.428	70.1	18.664	107.7	58.906	19-	22.540	68.6	17.000	73.1	18.339	107.9	57.879	
9-	23.267	73.5	17.229	71.0	18.299	108.9	58.795	20-	22.518	73.0	16.968	73.6	18.064	112.0	57.550	
10-	22.982	72.5	17.114	71.8	18.029	112.4	58.125	21-	22.403	74.1	17.269	69.8	18.001	111.8	57.673	
11-	22.471	73.2	17.266	69.4	18.462	108.9	58.199	22-	22.349	73.0	17.775	68.7	In		1:40.079 P	
12	Edward RENDELL												Team Aztec GP			
1-	Out	67.5	18.765	65.5	18.929	116.5	1:06.225	14-	21.437	75.1	16.409	77.4	17.298		55.144	
2-	24.103	71.6	17.794	66.6	18.791	114.1	1:00.688	15-	21.356	75.3	16.716	76.6	In		1:29.764 P	
3-	22.760	73.8	17.636	69.6	17.920	116.3	58.316	16-	Out	71.2	16.652	77.5	17.198		1:00.489	
4-	22.401	73.6	16.985	72.4	18.268	116.5	57.654	17-	21.186	75.7	16.372	77.8	17.463	116.1	55.021	
5-	22.668	73.0	16.860	77.3	17.861	114.5	57.389	18-	21.086	75.7	15.937	81.0	17.186		54.209	
6-	22.006	73.6	17.070	76.3	17.822		56.898	19-	20.855	75.3	15.944	81.0	16.938		53.737	
7-	22.329	73.2	16.669	77.3	17.825		56.823	20-	20.766	76.1	15.873	80.6	16.961	115.5	53.600	
8-	22.181	73.6	18.192	70.6	17.786	115.5	58.159	21-	20.820	76.7	15.938	80.9	In		1:31.498 P	
9-	22.060	76.1	16.945	78.5	17.554	116.5	56.559	22-	Out	76.4	16.471	77.0	16.923	116.5	58.230	
10-	21.954	76.0	16.345	76.3	17.345	117.5	55.644	23-	20.817	76.9	15.888	81.3	16.793	117.1	53.498	
11-	21.239	75.4	16.294	77.7	17.248	117.9	54.781	24-	20.705	76.1	15.753	77.9	16.914	117.9	53.372	
12-	21.087	75.2	16.169	79.5	17.366	116.5	54.622	25-	20.939	76.8	15.979	80.8	16.818		53.736	
13-	21.368	75.1	16.641	77.0	17.432	116.7	55.441									
13	Rob GUIVER												SP125/RG Racing			
1-	22.694	75.6	17.134	70.2	17.520	119.0	57.348	7-	21.092	77.4	16.349	75.2	17.307	117.9	54.748	
2-	22.092	77.3	17.054	71.1	17.727	118.8	56.873	8-	21.053	77.3	16.213	75.8	16.839	118.8	54.105	
3-	21.680	75.9	16.579	72.4	17.260	118.1	55.519	9-	20.940	77.9	16.127	77.0	16.751	119.6	53.818	
4-	22.854	70.8	17.606	69.3	In		2:47.075 P	10-	20.815	78.1	16.085	76.2	16.752	118.4	53.652	
5-	Out	71.3	17.321	70.2	17.206	119.4	1:02.464	11-	20.763	78.6	16.130	73.9	16.832	119.0	53.725	
6-	21.377	76.9	16.839	69.0	17.245	119.4	55.461	12-	21.113	78.4	15.974	76.9	In		2:45.726 P	
16	Shaun HORSMAN												Symitry I.T North			
1-	23.749	71.3	18.003	71.8	18.402	116.7	1:00.154	11-	21.504	74.6	18.196	69.7	18.289	108.2	57.989	
2-	22.520	72.8	17.654	71.1	18.365	117.3	58.539	12-	23.086	66.5	17.681	73.8	17.453	116.9	58.220	
3-	22.116	74.6	17.050	74.6	18.004	117.7	57.170	13-	20.867	75.3	16.007	76.9	17.051	117.9	53.925	
4-	23.054	71.3	17.024	72.5	17.537	117.3	57.615	14-	24.120	61.4	19.160	71.9	17.330	117.7	1:00.610	

Brands Hatch Indy
Circuit Length = 1.1986 miles
Start: 09:30 End: 09:56

Weather / Track : Cloudy / Wet

2009 Relentless British 125GP Championship & ACU Academy Cup

FREE PRACTICE 3 - SECTOR ANALYSIS

5-	21.689	74.8	16.868	74.1	17.440	117.9	55.997	15-	20.863	74.7	16.797	73.8	17.366	<i>120.1</i>	55.026
6-	21.485	74.8	16.704	75.7	17.774	117.7	55.963	16-	21.238	76.8	16.581	78.5	16.952	<i>120.1</i>	54.771
7-	21.807	73.8	16.914	72.0	In		5:55.708 P	17-	21.037	75.9	16.166	<i>79.0</i>	17.047	119.2	54.250
8-	Out	70.1	18.409	72.3	18.031	115.3	1:07.041	18-	22.417	56.5	23.563	53.3	18.232	116.9	1:04.212
9-	21.529	74.5	17.084	75.6	17.229	116.7	55.842	19-	<i>20.473</i>	75.8	15.857	78.9	16.954	118.1	53.284
10-	21.089	75.1	16.334	76.0	17.444	117.9	54.867	20-	20.481	<i>76.9</i>	<i>15.766</i>	78.6	<i>16.730</i>	118.4	52.977
17	John McPHEE C McPhee Racing														
1-	Out	49.7	22.441	59.5	20.694	107.2	1:15.187	14-	21.910	73.1	16.689	72.9	17.940	106.5	56.539
2-	25.004	64.3	19.311	64.7	19.470	108.9	1:03.785	15-	21.706	74.2	16.563	73.7	17.700	107.7	55.969
3-	23.961	65.3	18.656	66.4	19.093	108.6	1:01.710	16-	22.012	73.0	16.982	71.2	18.485	106.9	57.479
4-	23.552	68.0	18.432	67.5	19.672	108.4	1:01.656	17-	22.359	72.4	16.600	74.3	17.746	107.4	56.705
5-	23.180	69.6	17.894	68.7	18.720	108.4	59.794	18-	21.751	72.2	16.791	<i>75.6</i>	17.699	107.5	56.241
6-	22.865	69.2	17.612	68.6	18.524	109.3	59.001	19-	21.769	74.0	16.390	75.1	17.572	107.4	55.731
7-	23.042	70.9	17.305	71.8	18.158	108.9	58.505	20-	21.635	72.8	16.586	73.3	<i>17.526</i>	<i>109.7</i>	55.747
8-	22.664	70.1	17.192	69.9	18.289	109.3	58.145	21-	21.714	72.1	16.822	72.0	18.187	105.2	56.723
9-	23.137	71.8	17.422	72.9	18.078	108.8	58.637	22-	23.733	70.1	16.670	73.8	17.681	107.4	58.084
10-	22.043	72.7	16.885	72.0	17.949	107.0	56.877	23-	21.536	73.5	16.425	74.4	17.690	108.1	55.651
11-	22.041	71.8	16.990	70.3	18.736	107.9	57.767	24-	<i>21.417</i>	73.1	16.537	73.0	17.951	107.5	55.905
12-	22.782	66.5	17.429	72.9	18.117	106.7	58.328	25-	21.459	<i>74.7</i>	16.696	72.7	17.645	107.5	55.800
13-	22.350	72.2	17.107	73.0	18.135	106.9	57.592	26-	21.441	74.3	<i>16.189</i>	75.3	17.674	107.2	55.304
19	Michael HILL TABOO Motorsport														
1-	25.247	65.8	20.235	62.1	20.058	90.0	1:05.540	8-	Out	73.1	16.880	75.7	17.832	<i>116.5</i>	1:01.450
2-	24.500	60.0	20.179	62.5	19.298	99.7	1:03.977	9-	21.492	<i>74.7</i>	16.629	75.1	17.496	115.7	55.617
3-	23.655	70.4	19.214	66.5	18.889	110.2	1:01.758	10-	21.258	<i>75.7</i>	16.554	75.7	17.500	115.1	55.312
4-	23.238	70.8	18.202	69.0	19.031	102.8	1:00.471	11-	21.166	75.6	16.499	76.2	17.532	115.3	55.197
5-	23.452	60.2	18.044	69.0	18.126	113.6	59.622	12-	21.308	75.3	16.340	<i>78.1</i>	<i>17.341</i>	115.1	54.989
6-	22.423	73.1	18.690	70.5	17.897	114.1	59.010	13-	<i>21.154</i>	75.0	<i>16.325</i>	74.2	In		3:18.111 P
7-	21.959	74.4	16.942	73.3	In		1:48.168 P								
21	Tom STANFORD Stanford Racing														
1-	23.673	70.4	18.730	64.7	<i>18.662</i>	<i>111.7</i>	1:01.065	2-	<i>23.086</i>	<i>71.3</i>	<i>18.249</i>	<i>69.7</i>	In		2:28.021 P
22	Matthew PAULO C Paulo Racing														
1-	25.902	64.6	19.354	68.1	19.122	104.4	1:04.378	14-	22.574	73.0	17.374	73.8	17.984	111.3	57.932
2-	24.621	67.8	18.778	68.9	18.960	107.5	1:02.359	15-	22.676	71.7	17.504	73.0	18.019	110.0	58.199
3-	24.041	69.1	18.709	67.2	18.880	107.5	1:01.630	16-	22.632	70.1	17.396	71.1	18.007	109.5	58.035
4-	24.125	70.8	18.198	70.7	18.463	109.3	1:00.786	17-	22.355	74.0	17.232	73.3	17.898	111.5	57.485
5-	23.655	69.1	18.339	69.4	18.589	110.0	1:00.583	18-	22.527	73.6	17.251	73.8	17.903	111.7	57.681
6-	23.619	72.6	17.856	69.4	18.422	110.6	59.897	19-	22.057	73.3	17.237	72.5	17.769	<i>111.8</i>	57.063
7-	23.100	73.2	17.901	69.8	18.345	111.5	59.346	20-	22.153	<i>74.4</i>	17.092	74.6	17.780	110.7	57.025
8-	23.041	69.2	18.087	68.9	18.628	110.9	59.756	21-	21.952	73.1	17.110	73.0	17.745	111.7	56.807
9-	23.017	70.0	17.768	68.6	18.387	110.7	59.172	22-	22.006	72.1	17.371	75.4	17.816	111.1	57.193
10-	22.905	70.9	17.593	71.9	18.212	110.9	58.710	23-	21.901	73.1	17.263	74.4	17.700	111.7	56.864
11-	22.630	71.7	17.824	68.8	18.247	110.9	58.701	24-	<i>21.534</i>	74.2	17.251	73.1	17.671	109.8	56.456
12-	22.664	74.0	17.407	72.3	17.998	<i>111.8</i>	58.069	25-	21.863	73.6	<i>16.981</i>	<i>76.7</i>	<i>17.589</i>	109.5	56.433
13-	22.475	71.2	17.491	69.0	18.015	111.7	57.981								
23	Harry STAFFORD C RCS/BTB														
1-	26.405	64.2	20.695	63.1	20.110	106.4	1:07.210	9-	21.446	77.4	16.221	77.3	17.095	116.3	54.762
2-	23.690	68.4	18.191	66.5	19.047	108.2	1:00.928	10-	21.649	76.6	16.142	77.1	17.272	116.3	55.063
3-	22.969	71.1	18.747	65.2	18.800	113.2	1:00.516	11-	22.457	58.8	18.531	74.4	In		1:54.479 P
4-	23.135	72.6	17.434	74.1	18.160	111.5	58.729	12-	Out	77.2	16.263	75.3	17.260	117.1	1:00.786
5-	22.170	76.3	17.311	72.4	17.790	117.3	57.271	13-	21.591	77.6	15.821	78.5	17.023	116.1	54.435
6-	21.841	76.3	17.119	70.3	17.604	<i>118.4</i>	56.564	14-	21.155	77.1	15.827	<i>80.2</i>	17.005	116.5	53.987
7-	22.231	76.9	16.853	72.0	17.343	117.3	56.427	15-	<i>20.936</i>	<i>77.8</i>	16.396	70.1	17.437	115.1	54.769
8-	21.564	77.0	16.400	77.5	17.277	116.1	55.241	16-	21.579	77.1	<i>15.699</i>	<i>79.7</i>	<i>16.955</i>	115.5	54.233
24	Ben BARRETT SP125Racing/Lowerdale Autos														
1-	26.507	63.5	20.790	62.8	20.556	103.7	1:07.853	12-	23.109	72.5	17.533	71.5	18.304	114.3	58.946
2-	26.052	63.8	20.078	63.4	19.353	100.6	1:05.483	13-	22.810	73.4	17.366	71.2	18.127	113.7	58.303
3-	25.223	65.8	19.781	65.3	19.245	107.0	1:04.249	14-	22.811	72.6	17.285	70.6	18.047	113.7	58.143
4-	24.782	66.2	18.993	65.9	19.434	109.7	1:03.209	15-	22.814	74.0	17.093	72.0	17.989	114.5	57.896
5-	24.374	68.3	18.680	65.7	In		2:06.064 P	16-	22.677	72.2	16.947	72.6	17.759	114.3	57.383

Brands Hatch Indy
Circuit Length = 1.1986 miles
Start: 09:30 End: 09:56

Weather / Track : Cloudy / Wet

2009 Relentless British 125GP Championship & ACU Academy Cup

FREE PRACTICE 3 - SECTOR ANALYSIS

6-	Out	68.7	19.067	66.1	18.417	<i>115.3</i>	1:12.112	17-	22.657	73.9	16.968	73.9	17.719	115.1	57.344
7-	23.488	71.8	17.923	69.0	18.273	114.9	59.684	18-	22.375	72.6	17.045	74.6	17.671	114.5	57.091
8-	22.947	72.6	17.629	71.1	18.261	<i>115.3</i>	58.837	19-	22.284	73.5	17.047	74.2	17.746	114.5	57.077
9-	22.858	72.8	17.606	70.0	18.420	114.5	58.884	20-	22.331	73.2	16.952	72.9	17.796	114.7	57.079
10-	23.183	72.0	17.662	68.4	In		2:07.927 P	21-	22.213	73.3	16.874	74.9	17.606	114.7	56.693
11-	Out	68.9	18.245	68.0	18.416	114.9	1:10.475	22-	<i>22.137</i>	<i>74.7</i>	<i>16.739</i>	<i>75.8</i>	<i>17.548</i>	114.7	56.424
26	Nicole McALEER C Megabikes.ie														
1-	25.508	70.5	19.270	59.6	18.915	113.6	1:03.693	13-	21.483	73.1	16.643	75.3	16.940	117.5	55.066
2-	23.685	72.7	18.511	63.3	18.476	110.4	1:00.672	14-	<i>20.880</i>	<i>76.2</i>	16.886	71.1	17.093	117.7	54.859
3-	23.244	73.2	18.093	61.9	18.651	114.1	59.988	15-	21.186	75.4	16.713	70.5	17.726	<i>118.8</i>	55.625
4-	22.715	71.8	18.073	60.8	In		2:50.049 P	16-	22.122	75.3	17.465	68.1	17.766	115.5	57.353
5-	Out	70.5	17.953	66.5	18.058	114.5	1:08.970	17-	21.967	72.1	17.459	69.4	17.628	114.1	57.054
6-	22.676	73.4	17.273	67.9	17.831	115.7	57.780	18-	23.113	68.5	17.524	71.2	18.029	113.2	58.666
7-	22.459	73.4	17.257	69.4	17.499	116.5	57.215	19-	21.659	72.3	16.577	74.3	17.122	116.3	55.358
8-	21.892	75.3	17.032	70.1	17.657	115.5	56.581	20-	21.457	76.0	<i>16.184</i>	<i>76.3</i>	17.106	116.5	54.747
9-	21.845	74.6	17.066	71.8	17.411	116.5	56.322	21-	20.944	75.8	16.307	76.1	16.977	116.7	54.228
10-	21.436	74.9	16.928	72.2	17.113	116.9	55.477	22-	20.940	74.2	16.496	75.4	<i>16.881</i>	117.9	54.317
11-	21.482	75.9	16.921	70.6	17.262	116.3	55.665	23-	23.013	72.2	17.197	72.5	17.327	116.3	57.537
12-	21.247	75.9	16.643	73.7	16.986	117.7	54.876								
27	Catherine GREEN www.cgracing27.co.uk														
1-	Out	62.9	21.482	60.1	20.350	107.5	1:14.875	13-	Out	72.7	17.451	70.6	18.046	116.5	1:06.483
2-	25.019	68.4	18.822	61.7	19.895	110.6	1:03.736	14-	22.474	73.9	16.936	74.2	17.691	117.3	57.101
3-	24.671	68.7	19.389	55.5	In		2:09.661 P	15-	22.099	74.8	16.833	74.9	17.488	117.1	56.420
4-	Out	68.0	18.025	70.0	18.688	114.7	1:07.374	16-	21.680	75.6	16.555	75.6	17.540	116.5	55.775
5-	24.326	70.4	18.200	68.4	18.800	115.1	1:01.326	17-	21.597	76.1	16.637	74.6	17.261	117.3	55.495
6-	23.468	73.1	17.447	72.0	17.981	117.5	58.896	18-	21.849	74.9	17.820	69.8	18.040	118.1	57.709
7-	23.407	73.1	17.348	71.6	18.026	117.7	58.781	19-	21.751	75.8	16.623	75.7	17.455	116.9	55.829
8-	22.889	74.2	17.110	72.6	17.920	116.9	57.919	20-	22.025	74.1	16.659	75.3	17.147	118.1	55.831
9-	23.003	73.4	17.147	71.8	17.844	116.5	57.994	21-	21.438	75.7	16.431	<i>77.3</i>	17.162	117.7	55.031
10-	22.594	74.9	17.181	72.4	17.576	118.1	57.351	22-	21.486	73.8	16.404	76.5	17.158	118.6	55.048
11-	22.449	74.1	16.849	73.3	17.786	117.7	57.084	23-	<i>21.342</i>	<i>76.6</i>	<i>16.219</i>	77.0	<i>17.089</i>	<i>118.8</i>	54.650
12-	22.541	74.2	16.872	72.7	In		1:47.045 P								
28	Jon VINCENT Molly/GRF Heavy Transport														
1-	Out	59.5	19.692	63.4	19.915	111.8	1:12.308	8-	22.459	71.5	16.911	74.3	17.554	117.1	56.924
2-	25.203	62.6	18.136	67.6	19.026	113.7	1:02.365	9-	22.174	73.1	16.631	75.6	17.690	115.3	56.495
3-	23.434	68.4	17.666	70.8	18.284	116.1	59.384	10-	21.757	73.9	16.590	76.7	17.538	117.1	55.885
4-	23.342	70.1	17.495	72.9	17.973	116.3	58.810	11-	21.733	73.6	16.720	72.5	17.941	115.5	56.394
5-	22.483	71.4	17.848	68.2	18.491	114.9	58.822	12-	21.601	74.7	16.504	76.7	17.424	115.9	55.529
6-	22.606	71.5	17.224	72.0	In		2:11.284 P	13-	<i>21.423</i>	<i>75.3</i>	<i>16.281</i>	<i>78.4</i>	<i>17.206</i>	<i>117.7</i>	54.910
7-	Out	66.8	17.888	69.1	18.630	114.5	1:09.001	14-	22.208	63.0	18.953	69.1	In		2:05.145 P
33	Dan MORETON DM Racing/Astech Moto-Tune														
1-	23.692	67.4	17.821	71.8	18.224	112.6	59.737	13-	21.233	75.5	16.260	79.7	17.144	115.5	54.637
2-	22.937	68.2	17.586	72.2	18.153	113.4	58.676	14-	21.377	75.3	16.239	78.5	17.393	114.9	55.009
3-	22.396	71.3	17.019	73.5	17.781	115.1	57.196	15-	21.179	75.3	16.110	77.9	17.196	115.5	54.485
4-	22.629	71.6	16.850	76.0	17.505	114.5	56.984	16-	21.132	75.3	16.111	80.5	17.025	115.7	54.268
5-	22.097	71.5	16.688	76.1	17.609	115.3	56.394	17-	20.977	76.2	16.099	79.9	17.053	116.3	54.129
6-	21.841	74.0	16.666	75.6	17.845	116.1	56.352	18-	20.728	76.2	16.105	80.2	16.909	115.9	53.742
7-	21.588	75.4	16.674	76.9	17.404	114.9	55.666	19-	20.734	76.7	16.353	76.7	In		2:30.302 P
8-	21.448	74.2	16.391	78.9	17.209	116.7	55.048	20-	Out	63.7	17.789	73.8	17.531	115.7	1:05.850
9-	22.431	71.8	16.996	75.7	17.435	114.9	56.862	21-	21.053	77.0	16.839	78.5	<i>16.834</i>	117.1	54.726
10-	21.455	72.3	16.341	78.4	17.359	115.3	55.155	22-	<i>20.602</i>	76.4	<i>15.866</i>	<i>80.6</i>	16.894	115.9	53.362
11-	21.555	73.1	16.488	77.8	17.240	115.5	55.283	23-	20.607	<i>77.3</i>	16.069	77.1	16.951	<i>117.5</i>	53.627
12-	21.206	73.4	16.305	78.4	17.357	115.7	54.868	24-	20.943	76.8	15.917	80.2	17.073	115.5	53.933
41	Shaun WINFIELD C TAG Triumph														
1-	Out	66.3	20.970	59.3	19.945	105.8	1:10.444	3-	<i>24.487</i>	<i>72.6</i>	<i>18.547</i>	<i>67.7</i>	<i>18.470</i>	<i>112.4</i>	1:01.504
2-	26.212	69.5	20.009	62.3	19.487	112.2	1:05.708								
50	Tim HASTINGS C KRP/Bradley Smith Racing														
1-	Out	68.9	20.489	59.9	19.708	117.9	1:14.190	14-	21.320	78.1	16.711	77.5	16.939	121.1	54.970
2-	25.171	72.2	19.126	59.9	18.966	117.3	1:03.263	15-	21.419	77.7	16.337	78.2	16.953	120.3	54.709

Brands Hatch Indy
Circuit Length = 1.1986 miles
Start: 09:30 End: 09:56

Weather / Track : Cloudy / Wet

2009 Relentless British 125GP Championship & ACU Academy Cup

FREE PRACTICE 3 - SECTOR ANALYSIS

3-	25.259	71.1	18.227	69.7	18.947	117.3	1:02.433	16-	20.992	77.8	16.146	78.4	16.788	121.1	53.926	
4-	24.683	73.1	18.174	67.9	In		1:56.048 P	17-	21.081	78.3	15.947	80.3	16.537	122.2	53.565	
5-	Out	73.1	17.816	69.3	18.536	118.8	1:11.534	18-	20.854	79.1	15.946	80.2	16.538	120.7	53.338	
6-	23.246	74.9	17.575	69.9	18.280	119.2	59.101	19-	21.286	76.1	16.175	79.3	16.799	120.7	54.260	
7-	22.812	74.7	17.209	72.7	17.732	119.8	57.753	20-	20.731	78.1	16.268	77.9	16.895	120.7	53.894	
8-	22.293	76.3	17.094	73.7	17.669	118.4	57.056	21-	20.857	78.6	16.447	75.4	17.001	109.8	54.305	
9-	21.763	77.1	17.001	68.7	17.403	120.5	56.167	22-	20.704	79.9	15.673	81.8	16.413	121.4	52.790	
10-	21.831	77.0	16.664	76.2	17.152	120.3	55.647	23-	20.562	79.5	15.627	82.5	16.376	121.6	52.565	
11-	21.629	78.3	16.566	76.9	17.059	121.4	55.254	24-	20.601	78.7	15.597	82.7	16.381	120.5	52.579	
12-	21.502	77.6	16.495	76.3	17.108	119.8	55.105	25-	20.611	78.9	15.817	81.6	16.472	119.2	52.900	
13-	21.548	78.6	17.215	78.2	16.928	121.1	55.691									
52	Adam BLACKLOCK							C	Repli-Cast UK							
1-	Out	69.2	19.316	69.5	18.509	115.9	1:06.970	13-	22.139	76.0	16.684	76.3	16.901	117.5	55.724	
2-	23.931	74.2	18.370	66.2	18.356	117.9	1:00.657	14-	21.715	76.3	16.363	79.6	16.831	116.9	54.909	
3-	23.326	73.9	17.644	69.6	17.489	118.1	58.459	15-	21.426	74.8	16.328	78.5	17.084	116.7	54.838	
4-	22.256	72.8	17.080	77.7	18.175	116.3	57.511	16-	21.209	76.0	16.146	77.8	16.888	117.3	54.243	
5-	23.283	74.1	17.602	76.5	17.381	118.4	58.266	17-	21.089	75.6	15.894	80.5	16.746	117.5	53.729	
6-	22.474	74.7	17.334	73.2	17.383	118.1	57.191	18-	21.280	77.0	16.470	76.7	17.285	117.3	55.035	
7-	21.783	76.1	16.689	77.3	17.038	118.4	55.510	19-	21.117	77.6	16.128	80.6	17.177	120.3	54.422	
8-	22.192	76.8	17.969	75.2	17.042	117.1	57.203	20-	21.187	77.5	17.110	73.9	18.278	109.7	56.575	
9-	21.461	76.8	16.481	77.5	16.978	117.1	54.920	21-	23.470	66.7	21.694	62.9	In		1:25.217 P	
10-	21.684	76.1	16.412	78.8	17.029	116.7	55.125	22-	Out	72.3	17.811	77.7	17.028	116.9	1:02.527	
11-	22.442	67.7	17.533	74.4	In		3:00.995 P	23-	21.194	78.2	16.000	80.5	16.948	117.1	54.142	
12-	Out	72.2	17.926	72.4	17.524	117.3	1:05.219	24-	21.123	77.9	15.920	81.6	16.826	115.1	53.869	
53	Corey LEWIS							C	Corey Lewis Racing							
1-	23.829	69.2	18.158	71.1	18.794	110.2	1:00.781									
66	Tom HAYWARD							C	KRP/Daniel Hayward Racing							
1-	Out	68.1	19.978	60.3	20.139	108.1	1:11.127	13-	20.889	78.3	17.262	68.8	17.312	121.1	55.463	
2-	25.753	69.2	20.771	62.0	19.653	117.3	1:06.177	14-	21.216	78.6	16.177	76.1	16.967	122.2	54.360	
3-	24.010	72.1	18.197	68.7	18.471	120.3	1:00.678	15-	21.001	78.4	15.990	76.7	16.888	122.9	53.879	
4-	23.617	73.6	18.867	66.3	18.435	118.8	1:00.919	16-	22.049	78.3	16.206	75.6	17.158	121.4	55.413	
5-	23.273	73.7	17.445	73.2	17.817	120.9	58.535	17-	20.897	77.9	16.368	72.9	In		2:56.957 P	
6-	22.574	75.1	17.275	69.8	17.816	121.8	57.665	18-	Out	68.1	17.621	67.3	17.695	121.1	1:11.254	
7-	21.856	75.8	17.311	70.2	17.510	121.4	56.677	19-	21.203	78.6	16.168	75.8	16.841	123.8	54.212	
8-	22.191	76.1	17.416	69.6	17.203	121.8	56.810	20-	20.751	76.8	16.292	74.7	16.845	123.1	53.888	
9-	22.205	76.8	17.072	74.3	17.169	122.7	56.446	21-	20.838	78.6	16.277	77.0	16.589	123.4	53.704	
10-	21.506	76.3	16.536	73.0	17.001	122.2	55.043	22-	20.653	78.9	16.243	77.9	16.737	122.9	53.633	
11-	21.284	77.5	16.473	74.3	17.211	121.4	54.968	23-	20.506	79.6	15.752	79.5	16.351	124.7	52.609	
12-	20.941	77.3	16.312	76.7	16.974	121.6	54.227	24-	23.728	65.6	17.999	68.1	In		1:41.978 P	
69	Joshua HARLAND							C								
1-	24.499	66.9	19.075	59.3	18.951	112.6	1:02.525	3-	23.427	67.1	18.871	60.8	In		8:45.057 P	
2-	23.309	71.6	18.918	59.5	18.798	110.9	1:01.025									
72	Connor BEHAN							C	SP125/Express Forklifts							
1-	24.052	72.6	18.441	67.9	18.599	113.0	1:01.092	14-	21.115	76.1	16.307	78.8	17.345	112.2	54.767	
2-	23.258	73.5	17.788	72.4	18.198	112.2	59.244	15-	21.326	75.5	16.284	79.5	17.310	113.0	54.920	
3-	22.834	71.7	17.606	74.4	18.049	112.0	58.489	16-	21.097	75.6	16.285	76.1	17.330	112.6	54.712	
4-	22.503	73.1	17.316	74.9	18.029	111.8	57.848	17-	21.090	75.5	16.185	78.8	17.228	112.2	54.503	
5-	22.295	75.6	16.767	77.3	17.545	113.9	56.607	18-	21.182	76.0	16.311	77.9	17.056	113.4	54.549	
6-	21.803	75.0	16.517	77.9	17.563	113.4	55.883	19-	20.963	76.7	16.083	80.0	16.978	113.4	54.024	
7-	21.763	74.9	16.639	77.7	17.455	114.7	55.857	20-	20.887	73.9	16.336	76.0	17.375	112.2	54.598	
8-	21.817	76.9	16.836	66.7	18.236	113.2	56.889	21-	20.907	76.3	15.873	80.5	17.161	112.2	53.941	
9-	21.710	75.0	16.547	79.0	17.409	113.7	55.666	22-	20.906	75.3	15.887	79.9	17.219	112.6	54.012	
10-	21.791	73.1	16.550	76.5	17.626	111.5	55.967	23-	20.917	75.7	15.886	79.5	17.122	111.5	53.925	
11-	22.719	63.6	17.763	70.0	In		1:54.253 P	24-	20.700	77.4	15.668	81.3	16.901	113.2	53.269	
12-	Out	73.3	17.289	75.6	17.507	113.4	1:04.131	25-	20.900	77.0	16.505	79.3	17.237	108.8	54.642	
13-	21.712	75.5	16.471	78.6	17.217	114.5	55.400									
77	Taylor MACKENZIE							C	MMCG Motorpoint							
1-	Out	70.7	19.577	63.1	19.605	114.3	1:12.146	14-	21.618	76.2	16.885	74.7	17.559	116.5	56.062	
2-	24.475	69.9	19.041	63.5	19.972	113.9	1:03.488	15-	22.269	72.8	16.342	75.3	17.279	119.2	55.890	

Brands Hatch Indy
Circuit Length = 1.1986 miles
Start: 09:30 End: 09:56

Weather / Track : Cloudy / Wet

2009 Relentless British 125GP Championship & ACU Academy Cup

FREE PRACTICE 3 - SECTOR ANALYSIS

3-	24.114	74.9	18.233	68.3	18.365	116.5	1:00.712	16-	21.561	76.4	16.783	75.8	17.193	118.6	55.537	
4-	23.903	73.6	17.616	70.5	17.949	117.5	59.468	17-	21.655	76.3	16.209	74.6	17.411	118.4	55.275	
5-	22.983	73.9	17.291	68.8	17.907	118.1	58.181	18-	21.865	76.7	16.617	66.7	17.813	117.9	56.295	
6-	22.565	75.0	17.231	70.9	17.762	117.3	57.558	19-	21.825	77.0	17.026	73.8	17.401	118.1	56.252	
7-	22.631	74.8	16.810	71.7	17.554	118.6	56.995	20-	21.961	75.5	16.687	73.0	17.405	116.3	56.053	
8-	22.156	74.7	16.976	70.0	17.428	117.9	56.560	21-	21.624	76.3	16.089	74.8	17.229	118.4	54.942	
9-	22.670	76.1	17.198	68.4	17.709	116.9	57.577	22-	21.524	76.1	16.237	73.3	17.232	118.8	54.993	
10-	22.137	76.6	16.647	73.8	17.321	118.6	56.105	23-	21.345	77.8	16.057	76.6	17.366	118.6	54.768	
11-	21.841	77.0	16.454	75.8	17.306	118.8	55.601	24-	21.393	77.0	16.002	76.0	17.186	119.0	54.581	
12-	21.511	76.4	16.387	76.1	17.409	119.2	55.307	25-	21.351	75.9	16.063	73.2	17.296	118.8	54.710	
13-	21.608	75.4	16.397	74.1	17.390	118.4	55.395	26-	21.278	77.9	15.942	77.3	17.107	118.8	54.327	
86	Luke HARVEY							RV Racing								
1-	28.676	58.1	22.288	52.5	21.955	99.0	1:12.919	8-	23.246	73.2	18.509	71.0	18.580	115.1	1:00.335	
2-	26.980	67.4	21.027	56.9	20.891	111.7	1:08.898	9-	23.078	73.1	18.354	66.0	18.826	114.3	1:00.258	
3-	25.730	64.0	20.668	57.7	In		5:40.649 P	10-	22.638	72.7	18.436	68.7	18.221	115.3	59.295	
4-	Out	62.3	20.006	64.3	19.622	114.7	1:14.239	11-	22.945	74.8	18.156	69.4	18.240	115.3	59.341	
5-	23.360	72.2	19.276	64.9	19.712	112.2	1:02.348	12-	22.060	74.5	17.823	68.6	18.092	111.8	57.975	
6-	23.377	72.4	18.586	66.9	18.954	115.3	1:00.917	13-	30.649	41.2	27.869	47.4	In		2:27.413 P	
7-	23.423	72.3	18.724	67.3	18.901	115.1	1:01.048									
87	Lee COSTELLO							Vent-Axia/www.sp125racing.com								
1-	Out	72.2	17.929	68.6	17.987	116.5	1:05.992	8-	Out	72.8	17.205	73.9	17.522	117.1	1:05.937	
2-	22.316	73.8	17.216	71.9	17.594	117.3	57.126	9-	21.698	75.7	16.781	73.6	17.067	118.1	55.546	
3-	22.037	73.9	17.099	74.2	17.321	117.7	56.457	10-	21.637	75.9	16.619	74.6	17.226	116.5	55.482	
4-	21.937	74.7	17.052	71.8	17.815	116.5	56.804	11-	20.856	77.2	16.487	75.1	17.104	117.3	54.447	
5-	21.680	75.8	16.959	74.2	17.422	116.5	56.061	12-	21.007	76.9	16.257	75.4	16.942	117.5	54.206	
6-	21.652	75.4	16.697	74.7	17.453	116.7	55.802	13-	21.102	76.0	16.739	72.6	In		1:50.316 P	
7-	21.335	76.0	16.700	73.9	In		2:15.348 P									
91	Ian STANFORD							Stanford Racing								
1-	Out	59.4	21.272	54.0	21.902	107.5	1:14.956	3-	26.800	67.1	20.249	57.5	20.821	112.4	1:07.870	
2-	27.512	64.5	20.446	58.0	21.253	109.3	1:09.211	4-	26.403	61.7	20.336	58.3	In		2:53.799 P	
96	Ryan SAXELBY							KRP/Bradley Smith Racing								
1-	Out						56.574	8-	22.977	73.4	18.128	65.6	In		2:18.252 P	
2-	65.5		20.415	56.3	In		2:05.047 P	9-	Out	71.8	17.651	66.2	17.894	118.8	1:03.804	
3-	Out	69.5	19.539	59.0	20.180	112.2	1:08.375	10-	22.202	76.2	17.524	68.8	17.787	117.5	57.513	
4-	25.464	72.1	18.152	66.4	20.105	105.5	1:03.721	11-	21.785	76.4	16.805	73.9	17.249	119.0	55.839	
5-	26.898	45.9	20.402	63.4	19.174	93.5	1:06.474	12-	21.672	75.1	16.829	73.3	17.272	120.3	55.773	
6-	25.022	73.5	18.284	63.2	In		4:15.278 P	13-	21.702	75.8	16.697	72.5	17.312	119.6	55.711	
7-	Out	72.9	18.496	68.9	18.319	113.2	1:04.195									
99	Kasey WYATT							C Repli-Cast UK								
1-	28.171	63.1	20.324	59.7	21.338	106.2	1:09.833	11-	23.389	73.6	17.678	70.6	18.174	115.9	59.241	
2-	25.124	70.7	18.770	65.0	19.514	100.9	1:03.408	12-	22.874	74.8	17.752	68.4	18.198	110.0	58.824	
3-	25.034	71.8	18.639	67.2	19.730	108.6	1:03.403	13-	22.541	74.9	17.874	67.9	18.309	112.8	58.724	
4-	23.914	71.9	18.162	67.9	19.327	107.0	1:01.403	14-	23.139	74.7	17.787	68.2	18.208	114.9	59.134	
5-	24.051	72.7	18.334	66.6	19.205	98.7	1:01.590	15-	22.662	74.8	17.422	70.1	18.117	114.9	58.201	
6-	24.025	72.9	18.336	68.2	19.182	114.3	1:01.543	16-	22.629	74.7	17.619	69.1	18.012	115.1	58.260	
7-	23.636	73.2	18.221	67.4	18.946	105.0	1:00.803	17-	22.818	74.2	17.376	71.6	17.830	115.9	58.024	
8-	24.777	72.6	18.654	66.0	18.760	102.8	1:02.191	18-	22.430	75.2	17.337	71.0	17.953	115.7	57.720	
9-	24.069	73.1	18.223	67.7	In		5:29.147 P	19-	22.769	75.5	17.412	71.6	18.087	114.9	58.268	
10-	Out	66.3	18.906	67.5	18.481	114.5	1:07.771									

Brands Hatch Indy
Circuit Length = 1.1986 miles
Start: 09:30 End: 09:56

Weather / Track : Cloudy / Wet

2009 Relentless British 125GP Championship & ACU Academy Cup

FREE PRACTICE 3 - SPEED TRAPS

SECTOR 1				SECTOR 2			FINISH LINE		
POS	NO	NAME	MPH	NO	NAME	MPH	NO	NAME	MPH
1	50	Tim HASTINGS	79.9	50	Tim HASTINGS	82.7	66	Tom HAYWARD	124.7
2	66	Tom HAYWARD	79.6	2	Robbie STEWART	81.6	6	Martin GLOSSOP	123.1
3	7	Deane BROWN	79.5	52	Adam BLACKLOCK	81.6	50	Tim HASTINGS	122.2
4	8	Brian CLARK	78.7	7	Deane BROWN	81.5	7	Deane BROWN	122.0
5	13	Rob GUIVER	78.6	12	Edward RENDELL	81.3	8	Brian CLARK	121.4
6	6	Martin GLOSSOP	78.3	72	Connor BEHAN	81.3	52	Adam BLACKLOCK	120.3
7	52	Adam BLACKLOCK	78.2	33	Dan MORETON	80.6	96	Ryan SAXELBY	120.3
8	77	Taylor MACKENZIE	77.9	6	Martin GLOSSOP	80.5	16	Shaun HORSMAN	120.1
9	23	Harry STAFFORD	77.8	8	Brian CLARK	80.2	13	Rob GUIVER	119.6
10	72	Connor BEHAN	77.4	23	Harry STAFFORD	80.2	77	Taylor MACKENZIE	119.2
11	2	Robbie STEWART	77.3	66	Tom HAYWARD	79.5	2	Robbie STEWART	119.0
12	33	Dan MORETON	77.3	4	Philip WAKEFIELD	79.3	26	Nicole McALEER	118.8
13	87	Lee COSTELLO	77.2	16	Shaun HORSMAN	79.0	27	Catherine GREEN	118.8
14	12	Edward RENDELL	76.9	28	Jon VINCENT	78.4	23	Harry STAFFORD	118.4
15	16	Shaun HORSMAN	76.9	19	Michael HILL	78.1	87	Lee COSTELLO	118.1
16	4	Philip WAKEFIELD	76.7	27	Catherine GREEN	77.3	12	Edward RENDELL	117.9
17	27	Catherine GREEN	76.6	77	Taylor MACKENZIE	77.3	28	Jon VINCENT	117.7
18	96	Ryan SAXELBY	76.4	13	Rob GUIVER	77.0	33	Dan MORETON	117.5
19	26	Nicole McALEER	76.2	22	Matthew PAULO	76.7	19	Michael HILL	116.5
20	19	Michael HILL	75.7	26	Nicole McALEER	76.3	99	Kasey WYATT	115.9
21	99	Kasey WYATT	75.5	24	Ben BARRETT	75.8	4	Philip WAKEFIELD	115.7
22	28	Jon VINCENT	75.3	17	John McPHEE	75.6	24	Ben BARRETT	115.3
23	86	Luke HARVEY	74.8	9	Niall CAMPBELL	75.4	86	Luke HARVEY	115.3
24	17	John McPHEE	74.7	87	Lee COSTELLO	75.4	72	Connor BEHAN	114.7
25	24	Ben BARRETT	74.7	96	Ryan SAXELBY	74.1	9	Niall CAMPBELL	112.8
26	9	Niall CAMPBELL	74.6	11	Tom WEEDEN	73.6	69	Joshua HARLAND	112.6
27	22	Matthew PAULO	74.4	99	Kasey WYATT	71.6	11	Tom WEEDEN	112.4
28	11	Tom WEEDEN	74.1	53	Corey LEWIS	71.1	41	Shaun WINFIELD	112.4
29	41	Shaun WINFIELD	72.6	86	Luke HARVEY	71.0	91	Ian STANFORD	112.4
30	69	Joshua HARLAND	71.6	21	Tom STANFORD	69.7	22	Matthew PAULO	111.8
31	21	Tom STANFORD	71.3	41	Shaun WINFIELD	67.7	21	Tom STANFORD	111.7
32	53	Corey LEWIS	69.2	69	Joshua HARLAND	60.8	53	Corey LEWIS	110.2
33	91	Ian STANFORD	67.1	91	Ian STANFORD	58.3	17	John McPHEE	109.7

2009 Relentless British 125GP Championship & ACU Academy Cup

FREE PRACTICE 3 - BEST SECTOR TIMES

SECTOR 1			SECTOR 2			SECTOR 3			IDEAL / BEST COMPARISON							
POS	NO	NAME	TIME	NO	NAME	TIME	NO	NAME	TIME	POS	NO	NAME	IDEAL	BEST	DIFF	
1	8	CLARK	20.434	7	BROWN	15.411	66	HAYWARD	16.351	1	7	BROWN	52.369	52.536	0.167	
2	16	HORSMAN	20.473	6	GLOSSOP	15.421	6	GLOSSOP	16.364	2	8	CLARK	52.487	52.487	0.000	
3	66	HAYWARD	20.506	50	HASTINGS	15.597	50	HASTINGS	16.376	3	50	HASTINGS	52.535	52.565	0.030	
4	7	BROWN	20.528	8	CLARK	15.641	8	CLARK	16.412	4	66	HAYWARD	52.609	52.609	0.000	
5	50	HASTINGS	20.562	72	BEHAN	15.668	7	BROWN	16.430	5	6	GLOSSOP	52.682	52.835	0.153	
6	33	MORETON	20.602	23	STAFFORD	15.699	2	STEWART	16.725	6	16	HORSMAN	52.969	52.977	0.008	
7	2	STEWART	20.644	66	HAYWARD	15.752	16	HORSMAN	16.730	7	2	STEWART	53.132	53.132	0.000	
8	72	BEHAN	20.700	12	RENDELL	15.753	52	BLACKLOCK	16.746	8	12	RENDELL	53.251	53.372	0.121	
9	12	RENDELL	20.705	2	STEWART	15.763	13	GUIVER	16.751	9	72	BEHAN	53.269	53.269	0.000	
10	13	GUIVER	20.763	16	HORSMAN	15.766	12	RENDELL	16.793	10	33	MORETON	53.302	53.362	0.060	
11	4	WAKEFIELD	20.811	33	MORETON	15.866	33	MORETON	16.834	11	13	GUIVER	53.488	53.652	0.164	
12	87	COSTELLO	20.856	52	BLACKLOCK	15.894	26	McALEER	16.881	12	23	STAFFORD	53.590	53.987	0.397	
13	26	McALEER	20.880	77	MACKENZIE	15.942	72	BEHAN	16.901	13	52	BLACKLOCK	53.729	53.729	0.000	
14	6	GLOSSOP	20.897	13	GUIVER	15.974	87	COSTELLO	16.942	14	26	McALEER	53.945	54.228	0.283	
15	23	STAFFORD	20.936	4	WAKEFIELD	16.048	23	STAFFORD	16.955	15	4	WAKEFIELD	54.017	54.094	0.077	
16	52	BLACKLOCK	21.089	26	McALEER	16.184	27	GREEN	17.089	16	87	COSTELLO	54.055	54.206	0.151	
17	19	HILL	21.154	17	McPHEE	16.189	77	MACKENZIE	17.107	17	77	MACKENZIE	54.327	54.327	0.000	
18	77	MACKENZIE	21.278	27	GREEN	16.219	4	WAKEFIELD	17.158	18	27	GREEN	54.650	54.650	0.000	
19	27	GREEN	21.342	87	COSTELLO	16.257	28	VINCENT	17.206	19	19	HILL	54.820	54.989	0.169	
20	17	McPHEE	21.417	28	VINCENT	16.281	96	SAXELBY	17.249	20	28	VINCENT	54.910	54.910	0.000	
21	28	VINCENT	21.423	19	HILL	16.325	19	HILL	17.341	21	17	McPHEE	55.132	55.304	0.172	
22	96	SAXELBY	21.478	9	CAMPBELL	16.550	9	CAMPBELL	17.523	22	96	SAXELBY	55.424	55.711	0.287	
23	22	PAULO	21.534	96	SAXELBY	16.697	17	McPHEE	17.526	23	9	CAMPBELL	55.927	56.274	0.347	
24	9	CAMPBELL	21.854	24	BARRETT	16.739	24	BARRETT	17.548	24	22	PAULO	56.104	56.433	0.329	
25	86	HARVEY	22.060	11	WEEDEN	16.867	22	PAULO	17.589	25	24	BARRETT	56.424	56.424	0.000	
26	24	BARRETT	22.137	22	PAULO	16.981	99	WYATT	17.830	26	11	WEEDEN	57.217	57.550	0.333	
27	11	WEEDEN	22.349	99	WYATT	17.337	11	WEEDEN	18.001	27	99	WYATT	57.597	57.720	0.123	
28	99	WYATT	22.430	86	HARVEY	17.823	86	HARVEY	18.092	28	86	HARVEY	57.975	57.975	0.000	
29	21	STANFORD	23.086	53	LEWIS	18.158	41	WINFIELD	18.470	29	21	STANFORD	59.997	1:01.065	1.068	
30	69	HARLAND	23.309	21	STANFORD	18.249	21	STANFORD	18.662	30	53	LEWIS	1:00.781	1:00.781	0.000	
31	53	LEWIS	23.829	41	WINFIELD	18.547	53	LEWIS	18.794	31	69	HARLAND	1:00.978	1:01.025	0.047	
32	41	WINFIELD	24.487	69	HARLAND	18.871	69	HARLAND	18.798	32	41	WINFIELD	1:01.504	1:01.504	0.000	
33	91	STANFORD	26.403	91	STANFORD	20.249	91	STANFORD	20.821	33	91	STANFORD	1:07.473	1:07.870	0.397	
34	10	SUTHERLAND		10	SUTHERLAND		10	SUTHERLAND		34	10	SUTHERLAND		55.043	0.000	
													Perfect Lap	52.196		

2009 Relentless British 125GP Championship & ACU Academy Cup

FREE PRACTICE 4 - CLASSIFICATION

POS	NO	CL	NAME	ENTRY	TIME	ON	LAPS	GAP	DIFF	MPH
1	6		Martin GLOSSOP	Seel - KRP/Bradley Smith Racing	49.986	19	19			86.32
2	50	C	Tim HASTINGS	Honda - KRP/Bradley Smith Racing	50.245	17	17	0.259	0.259	85.88
3	29		James LODGE	Honda - KRP/Earnshaws Motorcycles	50.298	17	19	0.312	0.053	85.78
4	66		Tom HAYWARD	Honda - KRP/Daniel Hayward Racing	50.370	12	17	0.384	0.072	85.66
5	8		Brian CLARK	Honda - Banks Racing/Express Racewear	50.509	12	12	0.523	0.139	85.43
6	13		Rob GUIVER	Honda - SP125/RG Racing	50.585	15	16	0.599	0.076	85.30
7	61		Paul JORDAN	Honda - KRP/Bradley Smith Racing	50.646	15	20	0.660	0.061	85.20
8	23	C	Harry STAFFORD	Honda - RCS/BTB	50.719	18	21	0.733	0.073	85.07
9	52	C	Adam BLACKLOCK	Honda - Repli-Cast UK	50.917	15	15	0.931	0.198	84.74
10	27		Catherine GREEN	Honda - www.cgracing27.co.uk	51.066	18	22	1.080	0.149	84.49
11	72		Connor BEHAN	Honda - SP125/Express Forklifts	51.135	16	16	1.149	0.069	84.38
12	4		Philip WAKEFIELD	Honda - PWR/Sandbach Scrap Metal	51.167	20	21	1.181	0.032	84.33
13	16		Shaun HORSMAN	Honda - Symitry I.T North	51.179	18	19	1.193	0.012	84.31
14	33		Dan MORETON	Honda - DM Racing/Astech Moto-Tune	51.364	20	21	1.378	0.185	84.00
15	2		Robbie STEWART	Honda - Repli-Cast UK	51.369	13	14	1.383	0.005	84.00
16	96		Ryan SAXELBY	Honda - KRP/Bradley Smith Racing	51.372	15	15	1.386	0.003	83.99
17	7	C	Deane BROWN	Honda - Colin Appleyard / Macadam Racing	51.421	10	15	1.435	0.049	83.91
18	53	C	Corey LEWIS	Honda - Corey Lewis Racing	51.497	16	17	1.511	0.076	83.79
19	12		Edward RENDELL	Honda - Team Aztec GP	51.504	10	10	1.518	0.007	83.78
20	87		Lee COSTELLO	Honda - Vent-Axia/www.sp125racing.com	51.669	7	7	1.683	0.165	83.51
21	19		Michael HILL	Honda - TABOO Motorsport	51.700	17	21	1.714	0.031	83.46
22	10	C	Peter SUTHERLAND	Aprillia - Kinpac Racing	51.776	14	20	1.790	0.076	83.34
23	28		Jon VINCENT	Honda - Molly/GRF Heavy Transport	51.951	10	18	1.965	0.175	83.06
24	77	C	Taylor MACKENZIE	Honda - MMCG Motorpoint	52.475	16	21	2.489	0.524	82.23
25	21		Tom STANFORD	Honda - Stanford Racing	52.575	16	21	2.589	0.100	82.07
26	46	C	Ross WALKER	Honda - Ross Walker Racing	52.655	20	20	2.669	0.080	81.94
27	26	C	Nicole McALEER	Honda - Megabikes.ie	52.681	17	20	2.695	0.026	81.90
28	5	C	Tomas DOUGHTY	Honda - TopGear Racing	52.919	21	21	2.933	0.238	81.54
29	41	C	Shaun WINFIELD	Honda - TAG Triumph	52.963	18	19	2.977	0.044	81.47
30	69	C	Joshua HARLAND	Honda -	53.098	11	16	3.112	0.135	81.26
31	9	C	Niall CAMPBELL	Honda - Kinpac Racing	53.253	18	19	3.267	0.155	81.02
32	24		Ben BARRETT	Honda - SP125Racing/Lowerdale Autos	53.341	17	18	3.355	0.088	80.89
33	86		Luke HARVEY	Honda - RV Racing	53.363	17	17	3.377	0.022	80.86
34	22	C	Matthew PAULO	Honda - Paulo Racing	53.506	13	13	3.520	0.143	80.64
35	91		Ian STANFORD	Honda - Stanford Racing	53.769	7	11	3.783	0.263	80.25
36	17	C	John McPHEE	Honda - McPhee Racing	53.797	20	20	3.811	0.028	80.20
37	11	C	Tom WEEDEN	Honda - TABOO Motorsport Junior Team	54.472	19	20	4.486	0.675	79.21
38	99	C	Kasey WYATT	Honda - Repli-Cast UK	54.686	12	12	4.700	0.214	78.90

Weather / Track : Cloudy / Dry

Brands Hatch Indy
Circuit Length = 1.1986 miles
Start: 12:25 End: 12:46

2009 Relentless British 125GP Championship & ACU Academy Cup
FREE PRACTICE 4 - SECTOR ANALYSIS

2	Robbie STEWART					Repli-Cast UK									
1-	Out	71.8	17.290	75.2	18.090	115.7	1:10.342	8-	20.179	77.8	15.161	88.1	16.372	<i>121.6</i>	51.712
2-	22.909	71.1	17.688	72.4	In		6:57.442 P	9-	21.989	73.2	16.058	82.4	16.819	117.5	54.866
3-	Out	73.6	16.597	80.0	17.132	117.9	1:22.443	10-	21.016	76.7	15.340	82.2	16.501	120.5	52.857
4-	20.762	76.1	15.674	83.6	16.773	118.4	53.209	11-	20.202	<i>78.3</i>	15.077	86.4	<i>16.237</i>	120.3	51.516
5-	20.463	76.7	15.352	86.9	16.437	118.4	52.252	12-	20.104	77.2	<i>15.051</i>	<i>89.5</i>	16.282	119.4	51.437
6-	21.270	65.1	16.278	83.2	16.759	117.3	54.307	13-	<i>19.914</i>	77.9	15.144	86.7	16.311	119.6	51.369
7-	20.421	77.3	15.378	87.7	16.393	119.6	52.192	14-	20.288	76.4	16.024	83.3	17.054	117.3	53.366
4	Philip WAKEFIELD					PWR/Sandbach Scrap Metal									
1-	Out	67.7	18.354	69.5	19.552	98.5	1:05.852	12-	19.867	78.6	15.360	81.6	16.286	116.7	51.513
2-	23.532	67.9	17.099	75.3	18.804	100.6	59.435	13-	20.485	75.5	15.777	79.3	In		1:37.641 P
3-	22.218	74.2	16.745	74.6	In		1:27.597 P	14-	Out	72.8	15.666	86.7	16.771	116.5	57.717
4-	Out	75.4	15.919	79.7	17.013	116.3	56.421	15-	20.250	76.4	15.397	88.1	16.354	115.5	52.001
5-	20.708	76.4	15.534	84.6	16.650	116.1	52.892	16-	20.232	78.0	15.528	80.6	16.684	114.9	52.444
6-	20.285	76.6	15.547	82.5	16.756	114.9	52.588	17-	20.015	77.9	15.194	88.9	<i>16.122</i>	<i>117.3</i>	51.331
7-	20.257	76.5	15.530	85.7	16.662	115.3	52.449	18-	19.858	78.6	16.023	75.7	17.159	114.1	53.040
8-	20.144	78.0	15.401	85.9	16.367	115.9	51.912	19-	20.199	77.9	15.213	86.9	16.237	115.5	51.649
9-	20.415	76.4	15.367	87.4	16.638	112.0	52.420	20-	<i>19.638</i>	<i>79.4</i>	<i>15.150</i>	85.4	16.379	116.5	51.167
10-	20.145	77.6	15.290	88.6	16.423	115.1	51.858	21-	20.084	78.3	15.189	<i>89.7</i>	16.226	115.7	51.499
11-	20.079	78.3	15.351	86.5	16.534	114.7	51.964								
5	Tomas DOUGHTY					C TopGear Racing									
1-	22.759	73.7	16.906	74.2	17.343	116.1	57.008	12-	20.444	77.7	16.072	77.8	16.733	113.9	53.249
2-	21.356	75.3	16.994	74.2	17.283	114.1	55.633	13-	20.850	76.9	15.956	78.5	16.810	112.6	53.616
3-	21.570	76.6	16.285	77.1	16.855	116.1	54.710	14-	20.656	76.3	16.015	78.6	16.748	113.6	53.419
4-	21.224	77.3	16.699	77.5	16.768	<i>116.7</i>	54.691	15-	21.196	75.3	16.273	<i>80.5</i>	<i>16.688</i>	114.9	54.157
5-	20.859	76.1	16.161	76.0	16.707	116.3	53.727	16-	20.768	76.1	17.401	74.8	17.094	112.4	55.263
6-	20.774	77.6	16.425	73.8	17.091	115.1	54.290	17-	22.338	71.7	16.439	78.4	16.961	112.8	55.738
7-	20.738	75.2	16.246	76.6	17.377	113.6	54.361	18-	20.801	77.0	16.241	77.3	16.831	113.2	53.873
8-	20.700	77.3	16.278	75.6	16.958	114.5	53.936	19-	20.549	<i>78.3</i>	<i>15.796</i>	78.6	17.108	114.7	53.453
9-	20.975	76.3	16.062	80.2	16.815	114.3	53.852	20-	20.672	77.7	16.156	74.4	16.832	113.6	53.660
10-	21.550	75.8	16.737	77.0	16.891	115.1	55.178	21-	<i>20.291</i>	77.9	15.939	78.8	16.689	114.1	52.919
11-	20.824	77.5	16.183	74.6	16.999	114.1	54.006								
6	Martin GLOSSOP					KRP/Bradley Smith Racing									
1-	Out	74.0	18.640	72.0	17.602	122.0	1:04.412	11-	20.134	<i>81.9</i>	14.968	87.2	15.964	124.0	51.066
2-	21.497	77.8	16.464	77.5	17.198	122.0	55.159	12-	20.084	78.0	15.585	79.2	In		3:46.554 P
3-	20.830	78.9	15.797	79.9	16.953	122.2	53.580	13-	Out	77.6	15.448	83.5	16.271	122.5	1:04.620
4-	20.616	79.4	15.782	81.8	16.303	124.5	52.701	14-	20.093	78.9	15.364	80.3	16.182	122.5	51.639
5-	20.025	80.0	15.163	81.8	16.337	123.4	51.525	15-	19.733	81.6	14.884	86.0	15.942	124.5	50.559
6-	20.309	79.8	15.139	85.1	16.201	123.8	51.649	16-	19.732	80.7	<i>14.648</i>	87.9	16.108	123.4	50.488
7-	19.822	80.4	14.988	85.5	16.013	123.8	50.823	17-	<i>19.608</i>	81.8	14.834	81.9	15.948	124.3	50.390
8-	20.197	80.1	14.891	87.0	15.884	123.4	50.972	18-	19.739	81.6	14.992	86.4	15.780	124.7	50.511
9-	19.935	80.6	14.897	84.4	16.297	122.5	51.129	19-	19.608	81.6	14.742	<i>88.9</i>	<i>15.636</i>	<i>125.7</i>	49.986
10-	19.903	79.9	14.949	80.9	16.391	123.4	51.243								
7	Deane BROWN					C Colin Appleyard / Macadam Racing									
1-	21.235	79.0	16.167	74.9	16.823	121.6	54.225	9-	Out	78.6	15.314	82.8	16.250	122.9	57.065
2-	20.734	78.3	15.862	76.5	16.476	<i>124.5</i>	53.072	10-	19.968	79.8	15.213	82.4	<i>16.240</i>	123.4	51.421
3-	20.171	79.9	15.252	81.5	16.408	122.9	51.831	11-	<i>19.926</i>	80.2	<i>14.984</i>	<i>86.0</i>	In		2:47.294 P
4-	20.194	<i>80.5</i>	15.572	76.9	16.573	122.0	52.339	12-	Out	69.5	16.745	78.2	16.865	120.7	1:02.264
5-	20.117	80.3	15.211	84.1	16.496	120.9	51.824	13-	22.033	70.7	16.578	76.9	In		4:32.521 P
6-	21.400	74.1	15.866	83.8	16.328	122.0	53.594	14-	Out	71.1	16.639	73.6	17.609	116.7	1:03.571
7-	20.121	76.1	15.215	83.6	16.323	122.7	51.659	15-	21.784	74.0	16.541	76.5	17.137	120.1	55.462
8-	21.529	68.9	17.088	71.4	In		1:14.904 P								
8	Brian CLARK					Banks Racing/Express Racewear									
1-	Out	63.4	19.385	63.7	20.086	104.2	1:10.959	7-	<i>19.530</i>	<i>80.6</i>	15.325	85.4	16.017	<i>122.5</i>	50.872
2-	23.087	68.8	18.950	62.7	In		3:08.673 P	8-	19.864	80.4	15.571	86.2	16.118	121.6	51.553
3-	Out	66.6	17.971	76.3	16.950	121.1	1:06.021	9-	19.853	79.9	15.192	86.4	16.143	121.1	51.188
4-	20.813	78.5	16.117	71.2	16.758	121.8	53.688	10-	19.651	80.2	15.338	85.9	16.044	122.2	51.033
5-	20.144	79.5	15.416	83.2	16.227	121.1	51.787	11-	19.687	80.1	15.207	83.6	16.382	120.5	51.276
6-	19.835	79.9	15.419	85.5	16.028	121.8	51.282	12-	19.753	79.6	<i>14.899</i>	<i>88.8</i>	<i>15.857</i>	121.4	50.509

Brands Hatch Indy
 Circuit Length = 1.1986 miles
 Start: 12:25 End: 12:46

Weather / Track : Cloudy / Dry

2009 Relentless British 125GP Championship & ACU Academy Cup

FREE PRACTICE 4 - SECTOR ANALYSIS

9		Niall CAMPBELL										C Kinpac Racing			
1-	Out	66.7	18.513	69.7	18.198	114.1	1:08.475	11-	21.076	75.5	15.898	<i>81.3</i>	<i>16.729</i>	115.3	53.703
2-	23.156	70.9	16.966	74.3	17.618	114.7	57.740	12-	21.130	<i>77.1</i>	15.885	80.0	16.880	114.7	53.895
3-	22.211	74.6	16.555	76.3	17.055	116.1	55.821	13-	21.160	75.8	15.886	79.2	In		2:23.705 P
4-	22.161	71.8	16.514	76.5	17.083	115.7	55.758	14-	Out	74.3	16.297	78.4	17.004	115.1	1:00.818
5-	21.499	74.9	16.416	77.5	17.212	114.3	55.127	15-	22.494	73.6	16.102	79.3	16.975	115.7	55.571
6-	21.710	73.7	16.209	77.5	17.185	114.9	55.104	16-	21.464	75.8	15.981	79.6	17.039	115.5	54.484
7-	21.477	74.9	16.043	76.9	17.040	115.7	54.560	17-	21.040	76.8	16.330	74.8	17.084	<i>116.9</i>	54.454
8-	21.579	75.5	16.098	79.6	17.021	114.3	54.698	18-	<i>20.708</i>	75.9	<i>15.753</i>	81.2	16.792	115.7	53.253
9-	21.288	76.4	16.394	74.6	16.890	115.9	54.572	19-	20.915	77.0	16.018	80.3	17.161	112.8	54.094
10-	20.791	76.6	15.941	79.9	16.965	114.1	53.697								
10		Peter SUTHERLAND										C Kinpac Racing			
1-	21.384	78.8	17.113	73.3	16.786	122.9	55.283	11-	20.041	78.9	15.531	80.6	16.343	123.1	51.915
2-	20.888	78.8	16.080	77.0	16.574	123.6	53.542	12-	20.054	79.4	15.470	80.6	16.271	122.9	51.795
3-	20.552	<i>79.8</i>	16.205	76.6	16.611	123.4	53.368	13-	20.893	76.2	15.949	73.5	16.558	123.4	53.400
4-	20.515	78.0	15.835	77.7	16.438	123.1	52.788	14-	20.146	79.7	<i>15.423</i>	80.5	<i>16.207</i>	<i>123.8</i>	51.776
5-	20.231	78.8	15.817	77.9	16.512	122.7	52.560	15-	20.298	<i>79.8</i>	15.797	78.1	In		2:42.509 P
6-	20.325	78.8	15.592	78.9	16.440	123.4	52.357	16-	Out	76.7	16.231	<i>80.9</i>	16.537	122.7	58.787
7-	20.139	78.3	15.578	78.4	16.480	122.7	52.197	17-	<i>19.954</i>	79.4	15.884	73.8	16.791	120.3	52.629
8-	20.428	78.6	15.747	74.9	16.509	122.5	52.684	18-	20.876	77.9	16.109	78.2	16.705	121.6	53.690
9-	20.187	78.7	15.587	79.2	16.480	122.9	52.254	19-	20.219	79.0	15.819	78.1	16.969	120.7	53.007
10-	20.412	78.4	15.589	79.6	16.370	122.9	52.371	20-	20.184	79.0	15.498	80.2	16.530	122.7	52.212
11		Tom WEEDEN										C TABOO Motorsport Junior Team			
1-	22.450	74.1	16.507	73.0	17.843	112.0	56.800	11-	21.506	74.7	16.199	76.5	17.334	110.2	55.039
2-	22.041	74.0	16.637	75.1	17.655	112.2	56.333	12-	21.603	75.3	16.188	72.9	17.322	110.0	55.113
3-	21.892	74.5	16.274	76.9	17.504	111.1	55.670	13-	21.810	74.5	16.317	73.5	In		1:37.596 P
4-	21.796	74.5	16.844	74.9	17.379	<i>113.7</i>	56.019	14-	Out	70.4	16.469	73.3	17.260	112.0	59.243
5-	21.853	74.7	16.318	75.4	17.494	111.8	55.665	15-	21.658	74.0	16.631	76.3	17.153	112.8	55.442
6-	22.037	75.0	16.486	75.8	17.455	112.6	55.978	16-	21.956	74.8	16.334	77.1	17.500	107.4	55.790
7-	21.979	75.8	16.544	75.4	17.482	112.4	56.005	17-	21.829	75.4	16.001	<i>78.6</i>	17.146	113.0	54.976
8-	21.390	75.8	16.568	73.3	17.469	113.4	55.427	18-	21.303	75.0	16.384	68.0	17.813	111.8	55.500
9-	21.545	75.1	16.671	74.9	17.236	113.0	55.452	19-	21.197	<i>76.1</i>	<i>15.979</i>	77.0	17.296	109.8	54.472
10-	21.665	75.3	16.199	76.0	17.421	113.4	55.285	20-	<i>21.137</i>	75.2	16.283	77.5	<i>17.076</i>	113.2	54.496
12		Edward RENDELL										Team Aztec GP			
1-	Out	73.5	15.966	78.6	16.709	119.2	1:00.495	6-	20.242	77.8	15.467	84.6	16.573	117.1	52.282
2-	20.567	74.7	16.303	81.5	16.673	118.6	53.543	7-	20.227	77.7	15.385	83.9	16.406	119.2	52.018
3-	20.475	76.9	15.679	84.7	16.562	119.6	52.716	8-	20.163	77.5	15.563	79.3	16.444	<i>119.8</i>	52.170
4-	20.063	77.7	16.156	77.3	16.594	119.2	52.813	9-	20.029	<i>78.6</i>	15.258	<i>88.1</i>	16.313	119.6	51.600
5-	20.227	74.9	15.486	82.5	16.663	119.0	52.376	10-	<i>19.996</i>	78.2	<i>15.210</i>	87.0	<i>16.298</i>	<i>119.8</i>	51.504
13		Rob GUIVER										SP125/RG Racing			
1-	Out	73.3	16.520	74.3	16.818	113.2	1:00.346	9-	20.145	80.1	15.271	82.2	16.060	121.1	51.476
2-	21.777	78.3	15.931	75.6	16.777	114.5	54.485	10-	20.200	77.3	15.430	81.2	16.112	121.1	51.742
3-	22.248	71.9	16.302	75.6	In		2:29.467 P	11-	19.833	79.8	15.197	82.1	16.046	121.8	51.076
4-	Out	66.7	18.095	74.7	16.514	120.3	1:02.241	12-	20.213	78.8	15.722	79.7	16.059	<i>122.2</i>	51.994
5-	20.932	79.2	15.607	79.6	16.397	117.5	52.936	13-	19.886	<i>80.6</i>	15.116	83.3	15.993	121.8	50.995
6-	21.000	79.3	15.938	77.0	In		4:45.332 P	14-	19.993	80.1	15.276	80.3	16.113	121.1	51.382
7-	Out	78.4	16.213	77.4	16.587	120.1	58.000	15-	<i>19.659</i>	<i>80.6</i>	<i>15.030</i>	84.1	15.896	121.8	50.585
8-	20.703	79.6	15.470	81.2	16.178	120.9	52.351	16-	19.807	80.4	15.066	<i>85.5</i>	<i>15.871</i>	<i>122.2</i>	50.744
16		Shaun HORSMAN										Symitry I.T North			
1-	Out	71.5	16.358	77.8	17.081	119.8	1:05.369	11-	20.008	77.0	15.466	81.6	16.332	119.4	51.806
2-	21.372	75.1	16.908	77.1	17.021	120.1	55.301	12-	20.029	77.0	15.351	83.2	16.377	119.6	51.757
3-	21.032	75.7	16.331	73.3	16.869	120.5	54.232	13-	19.913	77.0	15.377	81.5	16.188	120.7	51.478
4-	21.008	75.7	15.665	82.4	16.614	119.6	53.287	14-	20.187	75.7	16.836	81.6	16.463	120.5	53.486
5-	20.566	75.3	15.637	81.6	16.583	120.5	52.786	15-	20.780	76.4	15.444	81.9	<i>16.771</i>	120.7	52.395
6-	20.877	76.8	15.665	80.6	16.575	120.3	53.117	16-	19.924	77.6	15.294	83.5	16.188	<i>121.1</i>	51.406
7-	20.945	76.8	15.604	81.2	16.424	119.4	52.973	17-	<i>19.634</i>	<i>78.0</i>	15.572	76.7	16.677	119.8	51.883
8-	20.773	74.7	17.276	76.1	In		2:48.251 P	18-	19.729	<i>78.0</i>	<i>15.237</i>	<i>85.5</i>	16.213	119.8	51.179
9-	Out	61.9	18.722	76.7	16.826	119.0	1:03.880	19-	19.827	77.4	15.512	79.5	16.246	120.9	51.585
10-	20.103	77.4	16.208	76.7	16.700	120.5	53.011								

Brands Hatch Indy
Circuit Length = 1.1986 miles
Start: 12:25 End: 12:46

Weather / Track : Cloudy / Dry

2009 Relentless British 125GP Championship & ACU Academy Cup

FREE PRACTICE 4 - SECTOR ANALYSIS

17		John McPHEE				C		McPhee Racing							
1-	Out	67.0	17.758	69.5	18.145	107.9	1:07.434	11-	21.220	76.4	16.244	76.0	<i>16.903</i>	113.0	54.367
2-	21.421	75.0	16.638	74.2	17.479	110.2	55.538	12-	21.232	76.0	16.906	76.9	17.683	109.3	55.821
3-	21.156	<i>76.9</i>	16.339	74.9	16.987	112.0	54.482	13-	20.763	75.6	17.611	72.6	18.168	104.0	56.542
4-	20.892	76.1	16.617	75.6	16.987	<i>113.4</i>	54.496	14-	23.678	53.4	20.320	73.2	17.430	112.8	1:01.428
5-	20.899	76.6	<i>15.907</i>	<i>78.7</i>	17.217	111.5	54.023	15-	20.816	75.4	16.229	76.7	17.308	108.4	54.353
6-	20.795	76.3	16.024	77.1	17.109	110.7	53.928	16-	21.764	73.1	16.486	75.6	17.169	109.8	55.419
7-	20.943	76.5	16.149	75.4	17.022	110.6	54.114	17-	21.472	74.7	16.245	75.2	17.023	110.0	54.740
8-	20.934	75.9	16.407	76.0	17.074	111.3	54.415	18-	20.708	<i>76.9</i>	16.256	71.4	17.435	108.2	54.399
9-	21.137	74.3	16.163	76.6	17.091	111.1	54.391	19-	21.273	75.6	16.100	75.1	16.941	110.0	54.314
10-	20.924	75.4	16.146	76.0	17.112	110.6	54.182	20-	<i>20.622</i>	76.3	16.230	74.9	16.945	110.7	53.797
19		Michael HILL				C		TABOO Motorsport							
1-	21.158	75.7	16.104	73.5	17.370	116.5	54.632	12-	20.209	78.3	15.252	82.7	16.461	119.2	51.922
2-	21.002	75.9	15.907	81.5	17.038	117.1	53.947	13-	20.505	77.9	15.422	83.6	16.447	119.4	52.374
3-	21.112	77.0	15.782	80.6	16.894	117.3	53.788	14-	20.571	77.2	15.648	82.5	16.524	<i>121.8</i>	52.743
4-	20.667	77.0	15.661	82.5	16.854	117.7	53.182	15-	20.601	77.3	15.341	83.3	16.577	117.9	52.519
5-	20.544	76.7	16.234	81.5	16.973	117.7	53.751	16-	20.224	78.4	15.386	84.4	16.496	119.4	52.106
6-	20.428	77.4	15.551	83.6	16.717	118.1	52.696	17-	20.146	79.5	15.221	<i>85.4</i>	<i>16.333</i>	120.5	51.700
7-	20.334	77.5	15.464	82.5	16.865	117.7	52.663	18-	20.373	78.0	15.310	84.1	16.432	119.2	52.115
8-	20.256	77.5	15.542	82.5	16.641	118.1	52.439	19-	20.037	78.1	15.240	<i>85.4</i>	16.518	118.8	51.795
9-	20.308	77.6	15.608	84.6	16.742	117.3	52.658	20-	20.079	78.5	15.562	83.2	16.891	117.9	52.532
10-	20.924	77.1	15.535	84.3	16.531	120.7	52.990	21-	20.223	78.8	<i>15.792</i>	83.2	16.372	119.8	51.787
11-	20.465	<i>79.9</i>	15.853	79.9	16.724	119.0	53.042								
21		Tom STANFORD				C		Stanford Racing							
1-	Out	72.3	17.040	74.7	17.445	113.7	1:01.741	12-	22.355	55.4	18.664	75.2	In		1:53.801 P
2-	21.808	74.6	16.377	78.1	17.232	<i>115.7</i>	55.417	13-	Out	56.3	16.873	78.4	16.959	114.5	1:04.075
3-	20.960	74.2	16.271	78.5	17.090	114.5	54.321	14-	20.854	76.0	15.685	83.3	16.675	113.0	53.214
4-	21.273	70.1	16.691	79.5	17.099	115.5	55.063	15-	20.656	71.9	15.610	<i>83.8</i>	16.673	114.9	52.939
5-	20.769	75.3	16.246	80.0	16.850	115.3	53.865	16-	<i>20.321</i>	76.1	<i>15.607</i>	82.8	<i>16.647</i>	114.7	52.575
6-	22.080	58.7	19.087	77.1	17.150	111.8	58.317	17-	20.737	74.7	16.303	82.5	16.709	111.8	53.749
7-	20.648	76.0	15.925	81.3	17.036	113.2	53.609	18-	20.541	<i>76.7</i>	15.713	82.1	16.924	111.3	53.178
8-	20.696	75.2	15.956	82.8	16.652	<i>115.7</i>	53.304	19-	20.488	75.4	15.882	83.2	16.896	107.4	53.266
9-	20.450	76.6	16.113	80.0	16.736	112.4	53.299	20-	24.681	55.7	18.541	76.5	17.448	111.1	1:00.670
10-	20.606	75.5	15.848	81.9	16.764	113.6	53.218	21-	20.631	74.9	15.821	81.0	16.908	109.3	53.360
11-	21.842	67.2	18.456	77.9	17.058	113.0	57.356								
22		Matthew PAULO				C		Paulo Racing							
1-	Out	62.7	19.496	68.4	20.053	102.6	1:16.430	8-	21.097	74.4	16.155	81.6	17.053	116.5	54.305
2-	24.446	68.2	19.078	71.7	18.235	109.1	1:01.759	9-	21.182	73.7	16.264	83.0	16.985	<i>116.9</i>	54.431
3-	22.724	72.6	17.448	75.6	17.821	111.8	57.993	10-	21.164	75.5	16.928	78.9	17.066	116.5	55.158
4-	22.546	72.6	17.030	78.5	17.578	109.5	57.154	11-	21.257	73.6	16.780	81.9	16.925	114.7	54.962
5-	21.960	73.3	16.521	80.2	17.274	116.1	55.755	12-	<i>20.938</i>	74.2	15.917	83.0	16.837	115.9	53.692
6-	21.487	75.3	16.381	78.9	17.041	116.1	54.909	13-	20.942	<i>77.0</i>	<i>15.751</i>	<i>83.5</i>	<i>16.813</i>	113.0	53.506
7-	21.313	74.6	16.081	81.6	17.153	116.1	54.547								
23		Harry STAFFORD				C		RCS/BTB							
1-	Out	78.2	15.928	78.8	16.720	120.1	59.288	12-	20.086	76.1	15.456	83.9	16.229	119.0	51.771
2-	21.459	79.8	15.706	75.6	16.677	120.5	53.842	13-	20.313	69.0	15.941	79.6	In		2:25.356 P
3-	21.231	79.1	15.238	81.0	16.543	119.2	53.012	14-	Out	80.2	15.124	84.7	16.188	119.4	58.279
4-	20.578	80.4	15.056	83.6	16.226	120.7	51.860	15-	19.661	80.7	15.003	82.2	16.232	120.5	50.896
5-	20.313	80.1	15.935	77.7	16.654	118.4	52.902	16-	19.835	<i>81.2</i>	15.153	82.2	16.077	120.7	51.065
6-	20.242	71.3	15.359	85.1	16.122	<i>121.6</i>	51.723	17-	21.955	79.5	14.869	86.2	16.063	120.1	52.887
7-	21.416	79.5	15.288	84.6	16.380	119.8	53.084	18-	19.767	79.9	14.882	86.5	16.070	120.3	50.719
8-	21.193	79.9	15.491	80.8	16.256	119.2	52.940	19-	<i>19.651</i>	80.1	15.106	80.8	16.655	119.2	51.412
9-	20.202	80.3	15.631	83.5	16.369	119.2	52.202	20-	19.947	80.1	<i>14.857</i>	<i>87.4</i>	16.205	120.1	51.009
10-	19.970	80.3	14.944	86.2	16.240	120.3	51.154	21-	20.171	77.6	15.070	85.9	<i>16.029</i>	119.6	51.270
11-	19.950	80.4	15.522	85.4	16.299	119.2	51.771								
24		Ben BARRETT				C		SP125Racing/Lowerdale Autos							
1-	Out	71.3	18.288	69.7	18.075	116.5	1:07.027	10-	21.189	76.1	15.946	82.4	16.853	117.1	53.988
2-	22.650	75.5	16.890	77.7	17.285	116.9	56.825	11-	21.147	75.1	16.287	76.7	In		3:02.649 P
3-	21.964	76.2	17.019	72.5	17.973	116.3	56.956	12-	Out	72.3	16.619	79.2	17.145	117.1	1:05.729

Brands Hatch Indy
Circuit Length = 1.1986 miles
Start: 12:25 End: 12:46

Weather / Track : Cloudy / Dry

2009 Relentless British 125GP Championship & ACU Academy Cup

FREE PRACTICE 4 - SECTOR ANALYSIS

4 -	21.905	76.6	16.193	80.2	17.072	116.3	55.170	13 -	21.543	76.3	15.985	80.8	16.887	117.3	54.415
5 -	21.794	76.3	16.101	80.6	17.144	115.7	55.039	14 -	21.412	75.9	15.842	81.9	16.778	117.9	54.032
6 -	21.662	76.0	16.074	78.4	16.858	<i>119.2</i>	54.594	15 -	21.376	76.5	15.973	81.5	16.755	117.9	54.104
7 -	21.091	76.8	16.005	82.1	<i>16.661</i>	118.6	53.757	16 -	20.949	77.5	15.949	81.2	16.910	118.1	53.808
8 -	21.157	77.4	16.187	80.5	17.019	116.9	54.363	17 -	20.941	<i>78.0</i>	<i>15.728</i>	82.5	16.672	116.5	53.341
9 -	21.368	77.0	15.913	82.8	16.704	117.9	53.985	18 -	<i>20.890</i>	77.5	16.070	<i>83.8</i>	16.749	117.1	53.709

26	Nicole McALEER							C Megabikes.ie							
1 -	22.742	73.8	17.190	70.9	17.424	117.1	57.356	11 -	Out	74.4	16.640	73.8	17.077	118.1	1:05.875
2 -	21.885	75.4	16.967	69.9	17.182	118.6	56.034	12 -	20.877	76.6	16.062	76.5	16.978	117.9	53.917
3 -	21.479	75.2	16.942	72.5	16.999	117.7	55.420	13 -	20.722	76.5	15.979	79.5	16.663	118.8	53.364
4 -	21.660	74.6	16.317	77.8	17.362	115.5	55.339	14 -	20.636	76.2	16.282	81.2	16.498	119.0	53.416
5 -	21.626	76.8	16.412	75.7	16.805	119.6	54.843	15 -	20.416	77.0	15.888	79.2	16.510	118.1	52.814
6 -	20.747	77.5	16.230	75.1	17.102	119.2	54.079	16 -	21.406	77.0	15.878	80.3	16.479	119.4	53.763
7 -	20.880	77.2	17.336	71.7	17.039	<i>120.1</i>	55.255	17 -	<i>20.225</i>	<i>78.3</i>	15.862	<i>81.5</i>	16.594	117.9	52.681
8 -	20.729	78.2	16.212	76.5	16.938	119.4	53.879	18 -	20.276	77.7	15.975	78.9	16.482	118.8	52.733
9 -	21.585	75.2	16.597	68.0	17.106	119.4	55.288	19 -	20.401	76.8	<i>15.856</i>	80.8	<i>16.441</i>	118.6	52.698
10 -	20.553	77.7	16.138	77.5	In		2:04.085 P	20 -	20.474	77.3	16.023	81.3	16.531	118.4	53.028

27	Catherine GREEN							www.cgracing27.co.uk							
1 -	Out	74.4	17.632	73.8	17.306	118.4	1:01.367	12 -	20.007	79.6	15.260	75.8	In		1:23.992 P
2 -	21.830	76.7	16.238	79.2	16.923	119.2	54.991	13 -	Out	79.2	15.380	84.3	16.226	120.5	1:02.295
3 -	21.246	77.0	16.021	79.6	16.553	119.6	53.820	14 -	20.122	79.0	15.560	82.7	16.180	122.2	51.862
4 -	21.359	78.1	16.041	79.0	16.517	121.6	53.917	15 -	20.638	77.9	15.659	84.6	16.398	122.7	52.695
5 -	21.313	78.8	16.033	78.5	16.812	117.1	54.158	16 -	20.027	78.8	15.358	83.3	16.052	122.5	51.437
6 -	20.483	78.8	15.554	83.2	16.277	120.9	52.314	17 -	<i>19.870</i>	80.1	15.171	84.9	<i>16.035</i>	121.8	51.076
7 -	20.492	77.3	16.393	78.4	16.924	120.3	53.809	18 -	19.912	79.6	<i>15.096</i>	84.4	16.058	<i>123.1</i>	51.066
8 -	20.329	79.7	15.371	83.6	16.265	121.8	51.965	19 -	20.111	78.3	15.234	<i>85.9</i>	16.165	121.4	51.510
9 -	20.218	<i>80.2</i>	16.199	80.5	16.270	121.8	52.687	20 -	20.036	78.7	15.169	84.7	16.155	122.2	51.360
10 -	20.125	79.7	15.254	83.6	16.235	120.7	51.614	21 -	20.165	78.8	15.551	83.5	16.198	120.9	51.914
11 -	20.274	79.0	15.298	85.4	16.249	120.9	51.821	22 -	19.984	79.1	15.460	83.9	16.296	120.3	51.740

28	Jon VINCENT							Molly/GRF Heavy Transport							
1 -	Out	68.5	18.199	72.3	18.495	113.7	1:06.433	10 -	<i>20.359</i>	75.9	<i>15.255</i>	<i>85.7</i>	<i>16.337</i>	119.8	51.951
2 -	21.531	74.7	16.393	78.5	17.414	113.7	55.338	11 -	20.646	71.3	16.673	81.2	In		4:53.274 P
3 -	21.134	74.9	16.052	79.7	16.992	115.3	54.178	12 -	Out	58.8	16.863	78.9	17.219	115.7	1:06.640
4 -	20.715	75.4	15.996	80.0	16.937	115.3	53.648	13 -	21.117	74.5	15.996	80.5	16.695	115.5	53.808
5 -	20.815	75.9	16.001	79.6	16.812	116.1	53.628	14 -	21.652	75.1	15.556	84.7	16.660	115.7	53.868
6 -	20.640	74.9	15.566	84.7	16.636	117.1	52.842	15 -	20.417	76.0	15.544	76.6	17.003	115.1	52.964
7 -	20.675	<i>78.4</i>	15.427	82.7	16.438	<i>121.4</i>	52.540	16 -	20.596	76.4	15.409	79.5	16.901	118.1	52.906
8 -	20.641	71.6	15.499	83.6	16.391	118.8	52.531	17 -	20.705	77.0	15.574	78.4	16.622	121.1	52.901
9 -	20.675	76.5	15.478	83.8	16.478	117.5	52.631	18 -	20.637	77.9	15.939	77.9	16.404	120.9	52.980

29	James LODGE							KRP/Earnshaws Motorcycles							
1 -	Out	69.9	19.176	71.2	17.761	118.1	1:06.645	11 -	19.915	80.0	15.220	82.5	16.019	124.0	51.154
2 -	21.860	78.0	16.453	80.8	17.003	119.8	55.316	12 -	19.722	81.2	15.112	87.4	15.952	122.0	50.786
3 -	20.926	79.2	15.907	84.3	16.530	121.8	53.363	13 -	19.742	80.8	15.185	87.2	15.955	121.8	50.882
4 -	20.442	80.0	15.838	81.2	16.353	122.2	52.633	14 -	19.578	80.7	15.260	81.6	16.141	120.3	50.979
5 -	20.342	80.0	15.709	81.3	16.098	123.1	52.149	15 -	19.616	79.3	15.097	83.9	16.054	121.4	50.767
6 -	20.061	80.3	15.411	83.3	16.200	124.0	51.672	16 -	19.646	80.7	15.326	86.9	15.863	121.4	50.835
7 -	20.089	80.0	15.421	83.6	16.132	122.7	51.642	17 -	19.475	81.2	<i>14.982</i>	<i>88.9</i>	<i>15.841</i>	121.8	50.298
8 -	20.001	80.7	15.395	86.7	16.055	<i>124.3</i>	51.451	18 -	20.725	79.2	15.587	85.7	16.037	120.5	52.349
9 -	19.985	78.0	15.332	83.6	15.990	122.7	51.307	19 -	20.457	78.6	15.136	85.7	15.915	121.8	51.508
10 -	19.743	80.1	15.687	82.4	16.065	122.2	51.495								

33	Dan MORETON							DM Racing/Astech Moto-Tune							
1 -	Out	70.2	17.400	72.7	18.196	113.9	1:03.748	12 -	20.174	78.2	15.320	84.7	16.353	118.1	51.847
2 -	21.828	76.2	16.499	76.5	17.218	115.9	55.545	13 -	20.100	79.1	15.328	85.2	16.410	116.1	51.838
3 -	21.078	77.4	15.921	78.8	17.102	116.7	54.101	14 -	20.027	79.2	15.327	<i>86.4</i>	16.332	117.1	51.686
4 -	20.442	77.5	15.684	81.5	16.826	115.7	52.952	15 -	19.898	79.7	15.309	<i>86.4</i>	<i>16.259</i>	117.9	51.466
5 -	20.652	78.3	15.687	82.5	16.757	116.1	53.096	16 -	19.990	76.7	15.858	84.9	16.284	<i>118.4</i>	52.132
6 -	20.617	78.3	15.644	83.6	16.687	116.5	52.948	17 -	20.586	78.7	15.294	85.9	16.336	116.9	52.216
7 -	20.415	77.8	15.614	81.5	16.660	116.3	52.689	18 -	20.099	78.6	<i>15.114</i>	85.1	16.351	116.3	51.564
8 -	20.091	79.1	15.624	84.1	16.540	117.1	52.255	19 -	19.862	78.0	15.607	84.7	16.309	117.3	51.778
9 -	20.272	78.2	16.143	84.9	16.726	115.5	53.141	20 -	19.862	78.6	15.223	84.9	16.279	116.5	51.364

Brands Hatch Indy
Circuit Length = 1.1986 miles
Start: 12:25 End: 12:46

2009 Relentless British 125GP Championship & ACU Academy Cup

FREE PRACTICE 4 - SECTOR ANALYSIS

10 -	20.301	78.5	15.431	84.7	16.511	116.7	52.243	21 -	<i>19.840</i>	<i>80.4</i>	15.553	84.7	16.317	116.3	51.710																
11 -	20.103	78.9	15.634	85.5	16.522	116.3	52.259																								
41	Shaun WINFIELD															C	TAG Triumph														
1 -	Out	73.6	17.987	70.3	17.467	115.9	1:02.280	11 -	20.474	77.5	16.198	82.1	<i>16.306</i>	118.1	52.978																
2 -	21.283	76.9	16.642	77.5	16.928	115.7	54.853	12 -	20.482	<i>78.6</i>	16.187	80.3	16.502	117.9	53.171																
3 -	20.885	77.2	16.336	80.0	16.692	117.5	53.913	13 -	20.564	76.8	16.140	<i>82.4</i>	16.576	<i>119.4</i>	53.280																
4 -	20.696	77.0	16.384	80.5	16.649	117.7	53.729	14 -	<i>20.365</i>	78.3	16.200	78.6	16.451	118.4	53.016																
5 -	20.479	77.7	16.200	80.8	16.596	116.5	53.275	15 -	20.566	76.9	16.281	80.2	In		2:33.114 P																
6 -	22.466	75.3	17.125	76.3	In		1:58.651 P	16 -	Out	74.7	17.921	73.3	17.619	100.6	1:00.268																
7 -	Out	75.3	16.932	77.1	16.695	117.3	59.739	17 -	21.960	75.3	16.319	76.5	17.030	117.1	55.309																
8 -	20.601	78.1	16.105	82.2	16.567	117.9	53.273	18 -	20.388	77.0	16.018	80.3	16.557	117.7	52.963																
9 -	20.500	77.5	16.223	80.6	16.497	118.1	53.220	19 -	20.673	78.0	<i>15.927</i>	81.5	16.513	115.3	53.113																
10 -	20.369	78.2	16.244	80.6	16.673	117.5	53.286																								
46	Ross WALKER															C	Ross Walker Racing														
1 -	Out	64.4	18.744	65.0	18.871	111.5	1:06.390	11 -	20.041	<i>77.0</i>	16.324	71.6	17.066	113.9	53.431																
2 -	22.340	72.6	17.269	72.5	17.600	113.2	57.209	12 -	20.486	76.0	16.242	78.1	16.681	114.7	53.409																
3 -	21.378	72.8	16.939	73.5	17.340	114.1	55.657	13 -	<i>20.020</i>	76.4	16.111	77.7	16.725	114.1	52.856																
4 -	20.707	75.3	16.407	76.3	17.085	114.9	54.199	14 -	20.325	73.1	16.943	75.3	16.657	114.3	53.925																
5 -	20.774	75.6	16.509	76.2	16.991	113.9	54.274	15 -	20.575	75.1	16.439	77.5	In		2:02.209 P																
6 -	20.685	75.6	16.337	77.1	16.837	115.3	53.859	16 -	Out	73.6	16.612	76.1	16.972	114.7	1:01.245																
7 -	20.419	76.8	16.143	<i>80.3</i>	16.754	114.3	53.316	17 -	20.782	75.4	16.450	77.9	16.730	115.5	53.962																
8 -	20.383	75.1	16.315	77.1	16.787	113.9	53.485	18 -	20.265	76.1	16.103	74.9	16.785	115.7	53.153																
9 -	20.401	75.9	16.533	76.7	16.868	113.7	53.802	19 -	20.178	76.0	<i>16.031</i>	77.7	16.532	<i>116.5</i>	52.741																
10 -	20.248	76.2	16.277	78.8	16.555	116.1	53.080	20 -	20.073	75.8	16.076	79.7	<i>16.506</i>	115.7	52.655																
50	Tim HASTINGS															C	KRP/Bradley Smith Racing														
1 -	Out	75.3	16.623	77.9	16.943	120.9	1:03.042	10 -	19.583	81.3	<i>15.058</i>	84.9	15.922	122.7	50.563																
2 -	20.961	77.8	15.863	81.9	16.335	123.6	53.159	11 -	19.784	80.1	15.391	84.4	<i>15.902</i>	123.1	51.077																
3 -	20.281	79.8	15.536	81.3	16.167	122.9	51.984	12 -	19.578	<i>81.8</i>	15.214	84.4	16.078	122.2	50.870																
4 -	19.928	80.2	15.517	80.9	16.113	113.4	51.558	13 -	19.810	80.6	15.436	76.5	15.943	123.6	51.189																
5 -	20.052	80.8	15.499	82.8	16.169	122.0	51.720	14 -	19.632	81.7	15.206	84.1	15.948	123.4	50.786																
6 -	20.317	80.2	15.721	81.6	15.962	<i>124.7</i>	52.000	15 -	19.762	81.2	15.308	<i>85.2</i>	16.329	121.6	51.399																
7 -	19.884	81.7	15.530	78.2	16.617	122.2	52.031	16 -	19.686	80.6	15.530	79.2	16.028	124.0	51.244																
8 -	19.708	80.0	15.463	83.8	15.975	124.5	51.146	17 -	<i>19.223</i>	81.5	15.105	80.6	15.917	122.5	50.245																
9 -	19.628	81.3	15.210	83.6	15.922	123.8	50.760																								
52	Adam BLACKLOCK															C	Repli-Cast UK														
1 -	Out	68.4	17.664	80.0	In		6:23.429 P	9 -	19.980	70.7	15.414	86.9	16.110	120.3	51.504																
2 -	Out	68.5	16.617	83.9	16.962	118.6	1:05.203	10 -	20.050	79.2	15.274	82.5	16.248	<i>121.4</i>	51.572																
3 -	21.059	76.9	15.960	84.9	16.467	118.8	53.486	11 -	20.655	75.9	15.320	87.0	16.119	120.9	52.094																
4 -	21.613	71.2	16.660	80.2	In		2:06.774 P	12 -	20.663	71.0	19.310	79.2	17.029	118.1	57.002																
5 -	Out	77.3	15.424	85.7	16.363	119.2	58.587	13 -	20.191	78.4	15.065	87.9	16.226	117.9	51.482																
6 -	20.166	78.7	15.136	88.6	16.069	120.7	51.371	14 -	20.379	78.3	15.455	87.6	15.974	120.7	51.808																
7 -	20.064	78.6	15.807	71.7	16.648	120.9	52.519	15 -	<i>19.833</i>	<i>79.7</i>	15.151	89.7	<i>15.933</i>	118.6	50.917																
8 -	20.353	79.6	<i>14.970</i>	<i>89.8</i>	16.059	120.9	51.382																								
53	Corey LEWIS															C	Corey Lewis Racing														
1 -	Out	58.9	19.919	67.6	In		2:37.378 P	10 -	20.145	77.6	15.570	83.5	16.550	116.9	52.265																
2 -	Out	62.0	18.792	71.7	19.399	93.3	1:09.361	11 -	21.169	70.6	16.012	80.8	16.969	115.7	54.150																
3 -	23.863	63.3	18.578	73.2	19.222	93.6	1:01.663	12 -	20.231	77.6	15.549	82.4	16.552	117.3	52.332																
4 -	22.825	70.2	17.259	78.5	18.630	97.8	58.714	13 -	20.464	76.6	15.654	83.5	16.384	<i>120.5</i>	52.502																
5 -	22.434	70.7	17.082	80.2	18.405	102.0	57.921	14 -	19.985	<i>79.7</i>	<i>15.235</i>	84.6	16.382	117.7	51.602																
6 -	22.094	70.3	16.889	77.9	18.015	105.0	56.998	15 -	<i>19.796</i>	78.9	15.351	83.6	16.526	117.7	51.673																
7 -	21.312	76.7	16.002	81.3	17.178	114.3	54.492	16 -	19.824	78.8	15.403	<i>85.5</i>	<i>16.270</i>	118.1	51.497																
8 -	20.649	75.6	15.916	82.8	17.138	116.1	53.703	17 -	20.157	79.3	15.244	83.5	16.360	117.5	51.761																
9 -	20.330	78.2	15.548	83.8	16.567	117.1	52.445																								
61	Paul JORDAN															C	KRP/Bradley Smith Racing														
1 -	Out	69.2	17.536	75.1	17.260	119.4	1:03.114	11 -	20.177	78.4	15.206	84.4	15.940	122.9	51.323																
2 -	20.631	76.7	15.997	83.5	16.340	121.6	52.968	12 -	19.783	78.6	15.119	84.9	16.115	121.6	51.017																
3 -	20.464	77.8	16.095	82.1	16.145	123.1	52.704	13 -	19.866	78.3	15.197	<i>87.4</i>	15.971	121.4	51.034																
4 -	20.403	77.3	15.608	83.9	16.021	121.8	52.032	14 -	20.652	74.1	15.818	82.8	16.055	121.8	52.525																
5 -	19.998	77.0	15.535	77.1	16.290	122.7	51.823	15 -	<i>19.591</i>	79.2	15.056	86.0	15.999	123.4	50.646																

Brands Hatch Indy
Circuit Length = 1.1986 miles
Start: 12:25 End: 12:46

Weather / Track : Cloudy / Dry

2009 Relentless British 125GP Championship & ACU Academy Cup

FREE PRACTICE 4 - SECTOR ANALYSIS

6-	21.375	68.7	19.038	73.0	18.937	97.3	59.350	16-	19.909	<i>79.6</i>	15.610	81.3	16.102	122.9	51.621
7-	21.995	72.4	18.188	76.5	18.027	113.4	58.210	17-	19.745	78.6	<i>15.035</i>	84.1	15.951	122.7	50.731
8-	20.840	78.5	15.382	83.8	16.010	122.9	52.232	18-	19.799	78.6	15.501	74.7	16.108	123.6	51.408
9-	19.899	79.2	15.175	84.1	15.891	123.4	50.965	19-	20.635	78.0	15.038	84.3	<i>15.837</i>	<i>124.7</i>	51.510
10-	20.312	78.3	15.530	84.6	16.003	123.1	51.845	20-	19.656	78.7	15.811	75.1	16.220	122.5	51.687
66	Tom HAYWARD		KRP/Daniel Hayward Racing												
1-	Out	70.7	18.620	71.4	17.816	120.7	1:05.505	10-	19.842	<i>82.7</i>	15.338	80.2	16.396	124.0	51.576
2-	21.716	75.0	16.384	76.9	17.203	121.4	55.303	11-	19.871	80.9	15.541	81.9	16.374	124.5	51.786
3-	20.779	78.4	15.984	77.0	16.832	122.2	53.595	12-	<i>19.526</i>	82.0	15.014	80.9	<i>15.830</i>	125.4	50.370
4-	20.318	79.4	15.946	77.0	16.693	121.6	52.957	13-	19.548	81.0	14.972	81.2	15.876	125.4	50.396
5-	20.348	80.2	16.093	71.1	16.603	122.9	53.044	14-	20.251	79.4	15.723	75.1	In		2:02.068 P
6-	20.188	80.6	15.299	83.3	16.189	124.3	51.676	15-	Out	78.4	15.391	82.2	16.476	122.7	1:03.826
7-	19.889	80.0	15.131	82.7	16.151	122.9	51.171	16-	19.635	81.4	<i>14.894</i>	84.6	16.148	122.2	50.677
8-	20.141	80.6	15.145	84.6	15.916	<i>125.7</i>	51.202	17-	20.163	77.6	15.374	<i>84.7</i>	16.148	122.7	51.685
9-	20.111	80.1	15.697	77.7	16.226	124.7	52.034								
69	Joshua HARLAND		C												
1-	23.074	75.4	17.034	71.8	17.456	113.7	57.564	9-	Out	76.5	16.209	78.8	17.061	112.2	58.201
2-	21.802	75.3	16.890	73.0	17.499	113.2	56.191	10-	20.644	77.1	15.930	78.2	<i>16.782</i>	112.6	53.356
3-	21.487	74.4	16.707	76.6	17.176	113.6	55.370	11-	<i>20.323</i>	<i>77.5</i>	<i>15.927</i>	<i>78.9</i>	16.848	110.6	53.098
4-	21.399	75.5	16.492	75.2	17.140	112.6	55.031	12-	20.617	75.5	16.594	74.3	In		3:42.061 P
5-	21.296	77.0	16.092	76.3	16.822	<i>116.3</i>	54.210	13-	Out	73.5	16.617	74.6	17.053	114.7	1:00.981
6-	20.691	76.4	16.227	76.2	17.232	115.7	54.150	14-	21.633	70.4	16.697	73.0	17.060	113.2	55.390
7-	20.750	75.8	16.126	78.4	17.358	112.4	54.234	15-	21.062	75.9	16.336	72.0	17.642	112.4	55.040
8-	21.328	75.8	16.270	76.7	In		1:14.991 P	16-	21.745	73.9	16.814	69.8	In		2:12.827 P
72	Connor BEHAN		SP125/Express Forklifts												
1-	Out	73.4	17.120	78.9	In		2:18.241 P	9-	19.887	78.2	15.665	86.4	16.548	114.7	52.100
2-	Out	74.5	17.380	76.3	17.391	113.7	1:02.354	10-	20.059	78.7	15.328	86.9	17.063	110.2	52.450
3-	21.187	76.1	16.560	79.2	16.987	115.1	54.734	11-	21.497	74.7	16.328	81.8	In		4:07.644 P
4-	20.656	77.3	15.864	81.3	16.400	<i>118.6</i>	52.920	12-	Out	74.9	16.173	83.0	16.492	117.3	1:01.944
5-	20.643	77.1	15.772	85.9	16.817	108.9	53.232	13-	20.325	78.5	15.353	87.0	16.313	117.1	51.991
6-	20.525	76.7	15.840	84.1	16.536	114.1	52.901	14-	19.716	78.4	15.408	81.6	16.522	114.7	51.646
7-	20.265	77.0	15.846	85.2	16.813	114.1	52.924	15-	20.387	78.3	15.392	87.0	16.368	114.9	52.147
8-	20.117	77.4	15.707	85.4	16.523	114.1	52.347	16-	<i>19.690</i>	<i>79.2</i>	<i>15.194</i>	<i>88.7</i>	<i>16.251</i>	114.3	51.135
77	Taylor MACKENZIE		C MMCG Motorpoint												
1-	Out	70.4	18.981	65.9	In		1:55.035 P	12-	20.648	78.1	15.516	82.7	16.579	119.8	52.743
2-	Out	74.1	16.661	76.9	17.255	119.6	1:05.141	13-	21.198	76.4	15.665	78.8	16.666	119.0	53.529
3-	21.826	76.5	16.124	78.9	16.923	119.8	54.873	14-	20.996	77.5	15.625	<i>83.8</i>	16.552	120.9	53.173
4-	21.284	75.4	16.128	74.4	17.020	119.2	54.432	15-	20.716	77.3	16.302	69.4	16.912	<i>121.6</i>	53.930
5-	21.248	77.0	15.842	78.1	16.839	119.8	53.929	16-	20.562	77.5	<i>15.413</i>	81.3	<i>16.500</i>	121.1	52.475
6-	21.227	77.5	15.707	81.6	16.746	119.6	53.680	17-	21.482	74.7	17.049	73.6	16.770	115.7	55.301
7-	21.267	77.6	15.982	79.2	16.890	120.5	54.139	18-	20.976	77.9	15.526	81.9	16.536	120.1	53.038
8-	20.977	77.2	15.808	82.2	16.927	119.6	53.712	19-	20.586	<i>78.3</i>	15.548	80.3	16.566	119.6	52.700
9-	22.563	70.4	16.042	80.2	16.873	119.8	55.478	20-	<i>20.536</i>	78.2	16.287	76.3	16.895	118.6	53.718
10-	21.049	76.2	15.538	81.0	16.636	119.6	53.223	21-	20.536	77.7	15.589	79.9	16.810	118.8	52.935
11-	20.735	76.5	15.578	<i>83.6</i>	16.544	119.8	52.857								
86	Luke HARVEY		RV Racing												
1-	21.325	76.0	16.997	73.7	17.445	116.3	55.767	10-	20.554	77.0	16.200	78.6	16.777	118.4	53.531
2-	21.138	76.2	16.832	73.9	17.136	116.9	55.106	11-	20.568	76.9	16.657	69.5	16.891	118.4	54.116
3-	21.491	76.2	16.799	76.3	17.152	116.7	55.442	12-	21.369	75.7	16.175	<i>80.8</i>	16.679	<i>119.6</i>	54.223
4-	21.135	76.6	16.685	75.6	17.277	119.4	55.097	13-	20.540	<i>77.8</i>	<i>16.091</i>	79.3	16.770	117.7	53.401
5-	21.082	75.3	16.840	76.2	In		3:15.689 P	14-	21.412	76.0	16.150	80.0	<i>16.649</i>	118.8	54.211
6-	Out	72.9	17.028	76.9	17.123	115.9	1:06.893	15-	24.543	62.7	17.936	72.5	In		2:38.245 P
7-	21.541	75.7	16.687	75.6	16.960	117.1	55.188	16-	Out	72.4	16.425	78.2	16.994	117.5	1:01.911
8-	20.636	77.4	16.234	78.8	16.729	118.1	53.599	17-	<i>20.523</i>	77.1	16.170	79.7	16.670	116.9	53.363
9-	20.649	77.0	16.274	76.9	16.749	117.1	53.672								
87	Lee COSTELLO		Vent-Axia/www.sp125racing.com												
1-	20.984	77.2	17.403	78.4	16.859	117.9	55.246	5-	20.024	78.4	15.513	84.3	<i>16.235</i>	<i>120.9</i>	51.772
2-	20.677	77.7	16.034	81.0	16.432	119.2	53.143	6-	20.415	79.2	15.490	82.8	16.417	119.6	52.322
3-	20.161	78.6	15.703	82.4	16.788	119.0	52.652	7-	<i>19.835</i>	<i>79.8</i>	<i>15.374</i>	<i>84.7</i>	16.460	116.9	51.669

Brands Hatch Indy
Circuit Length = 1.1986 miles
Start: 12:25 End: 12:46

Weather / Track : Cloudy / Dry

2009 Relentless British 125GP Championship & ACU Academy Cup
FREE PRACTICE 4 - SECTOR ANALYSIS

4 -	20.378	77.9	15.560	80.8	16.557	119.6	52.495								
91	Ian STANFORD			Stanford Racing											
1 -	Out	70.2	18.425	69.9	17.696	117.9	1:03.953	7 -	<i>20.826</i>	75.9	<i>16.055</i>	<i>80.0</i>	16.888	118.6	53.769
2 -	22.535	73.6	17.484	71.4	17.359	117.9	57.378	8 -	21.021	75.4	16.094	78.6	16.889	<i>119.6</i>	54.004
3 -	22.056	75.0	16.528	76.2	16.897	117.9	55.481	9 -	20.903	75.3	16.237	<i>80.0</i>	<i>16.633</i>	118.1	53.773
4 -	21.861	72.9	16.648	77.8	16.880	118.1	55.389	10 -	20.926	<i>76.4</i>	16.706	75.6	In		2:56.942 P
5 -	21.147	75.8	16.080	79.3	16.775	118.6	54.002	11 -	Out	72.1	17.006	73.8	17.132	118.4	1:05.554
6 -	21.208	73.9	16.073	79.6	16.651	119.2	53.932								
96	Ryan SAXELBY			KRP/Bradley Smith Racing											
1 -	Out	72.9	17.005	75.2	In		4:26.469 P	9 -	20.419	79.9	15.420	81.8	16.075	<i>124.7</i>	51.914
2 -	Out	74.0	16.701	75.1	17.366	119.6	1:04.246	10 -	20.456	78.7	16.096	75.1	16.218	124.3	52.770
3 -	21.577	76.5	16.261	74.1	In		2:32.279 P	11 -	<i>19.965</i>	80.0	15.349	84.3	<i>16.067</i>	119.6	51.381
4 -	Out	75.8	16.267	76.6	16.685	117.9	1:00.441	12 -	24.753	74.5	16.148	78.1	In		2:07.043 P
5 -	21.189	78.3	16.414	75.2	16.462	122.5	54.065	13 -	Out	77.5	15.394	81.6	16.154	124.5	55.464
6 -	21.035	77.3	15.844	81.0	16.315	123.4	53.194	14 -	20.275	<i>80.2</i>	15.564	81.6	16.270	121.8	52.109
7 -	21.264	78.9	15.442	82.1	16.340	121.8	53.046	15 -	19.988	79.3	<i>15.223</i>	<i>84.7</i>	16.161	123.1	51.372
8 -	20.416	78.7	15.575	80.2	16.182	122.5	52.173								
99	Kasey WYATT			C Repli-Cast UK											
1 -	Out	47.0	21.237	60.1	19.760	114.1	1:15.228	7 -	22.318	75.2	16.723	73.7	17.198	118.4	56.239
2 -	24.169	66.8	17.560	69.1	18.111	117.9	59.840	8 -	23.345	49.4	18.779	72.0	17.096	118.6	59.220
3 -	22.511	74.7	17.205	73.1	17.565	118.8	57.281	9 -	23.392	70.9	16.790	73.8	In		1:55.931 P
4 -	22.091	76.2	16.707	74.6	18.354	114.5	57.152	10 -	Out	71.3	17.036	73.6	17.458	117.9	1:02.825
5 -	22.073	76.1	16.786	72.5	17.274	<i>119.2</i>	56.133	11 -	21.677	76.0	16.549	74.7	17.591	115.5	55.817
6 -	21.919	75.7	17.112	73.1	17.599	117.3	56.630	12 -	<i>21.453</i>	<i>76.9</i>	<i>16.333</i>	<i>76.5</i>	<i>16.900</i>	118.6	54.686

2009 Relentless British 125GP Championship & ACU Academy Cup

FREE PRACTICE 4 - SPEED TRAPS

SECTOR 1				SECTOR 2			FINISH LINE		
POS	NO	NAME	MPH	NO	NAME	MPH	NO	NAME	MPH
1	66	Tom HAYWARD	82.7	52	Adam BLACKLOCK	89.8	6	Martin GLOSSOP	125.7
2	6	Martin GLOSSOP	81.9	4	Philip WAKEFIELD	89.7	66	Tom HAYWARD	125.7
3	50	Tim HASTINGS	81.8	2	Robbie STEWART	89.5	50	Tim HASTINGS	124.7
4	29	James LODGE	81.3	6	Martin GLOSSOP	88.9	61	Paul JORDAN	124.7
5	23	Harry STAFFORD	81.2	29	James LODGE	88.9	96	Ryan SAXELBY	124.7
6	8	Brian CLARK	80.6	8	Brian CLARK	88.8	7	Deane BROWN	124.5
7	13	Rob GUIVER	80.6	12	Edward RENDELL	88.1	29	James LODGE	124.3
8	7	Deane BROWN	80.5	72	Connor BEHAN	88.1	10	Peter SUTHERLAND	123.8
9	33	Dan MORETON	80.4	23	Harry STAFFORD	87.4	27	Catherine GREEN	123.1
10	27	Catherine GREEN	80.2	61	Paul JORDAN	87.4	8	Brian CLARK	122.5
11	96	Ryan SAXELBY	80.2	33	Dan MORETON	86.4	13	Rob GUIVER	122.2
12	19	Michael HILL	79.9	7	Deane BROWN	86.0	19	Michael HILL	121.8
13	10	Peter SUTHERLAND	79.8	27	Catherine GREEN	85.9	2	Robbie STEWART	121.6
14	87	Lee COSTELLO	79.8	28	Jon VINCENT	85.7	23	Harry STAFFORD	121.6
15	52	Adam BLACKLOCK	79.7	13	Rob GUIVER	85.5	77	Taylor MACKENZIE	121.6
16	53	Corey LEWIS	79.7	16	Shaun HORSMAN	85.5	28	Jon VINCENT	121.4
17	61	Paul JORDAN	79.6	53	Corey LEWIS	85.5	52	Adam BLACKLOCK	121.4
18	4	Philip WAKEFIELD	79.4	19	Michael HILL	85.4	16	Shaun HORSMAN	121.1
19	72	Connor BEHAN	79.2	50	Tim HASTINGS	85.2	87	Lee COSTELLO	120.9
20	12	Edward RENDELL	78.6	66	Tom HAYWARD	84.7	53	Corey LEWIS	120.5
21	41	Shaun WINFIELD	78.6	87	Lee COSTELLO	84.7	26	Nicole McALEER	120.1
22	28	Jon VINCENT	78.4	96	Ryan SAXELBY	84.7	12	Edward RENDELL	119.8
23	77	Taylor MACKENZIE	78.3	21	Tom STANFORD	83.8	86	Luke HARVEY	119.6
24	2	Robbie STEWART	78.3	24	Ben BARRETT	83.8	91	Ian STANFORD	119.6
25	5	Tomas DOUGHTY	78.3	77	Taylor MACKENZIE	83.6	41	Shaun WINFIELD	119.4
26	26	Nicole McALEER	78.3	22	Matthew PAULO	83.5	24	Ben BARRETT	119.2
27	16	Shaun HORSMAN	78.0	41	Shaun WINFIELD	82.4	99	Kasey WYATT	119.2
28	24	Ben BARRETT	78.0	26	Nicole McALEER	81.5	72	Connor BEHAN	118.6
29	86	Luke HARVEY	77.8	9	Niall CAMPBELL	81.3	33	Dan MORETON	118.4
30	69	Joshua HARLAND	77.5	10	Peter SUTHERLAND	80.9	4	Philip WAKEFIELD	117.3
31	9	Niall CAMPBELL	77.1	86	Luke HARVEY	80.8	9	Niall CAMPBELL	116.9
32	22	Matthew PAULO	77.0	5	Tomas DOUGHTY	80.5	22	Matthew PAULO	116.9
33	46	Ross WALKER	77.0	46	Ross WALKER	80.3	5	Tomas DOUGHTY	116.7
34	17	John McPHEE	76.9	91	Ian STANFORD	80.0	46	Ross WALKER	116.5
35	99	Kasey WYATT	76.9	69	Joshua HARLAND	78.9	69	Joshua HARLAND	116.3
36	21	Tom STANFORD	76.7	11	Tom WEEDEN	78.6	21	Tom STANFORD	115.7
37	91	Ian STANFORD	76.4	17	John McPHEE	78.1	11	Tom WEEDEN	113.7
38	11	Tom WEEDEN	76.1	99	Kasey WYATT	76.5	17	John McPHEE	113.4

Weather / Track : Cloudy / Dry

www.tsl-timing.com

Brands Hatch Indy
Circuit Length = 1.1986 miles
Start: 12:25 End: 12:46

Printed - 12.47 Saturday, 11 April 2009

2009 Relentless British 125GP Championship & ACU Academy Cup

FREE PRACTICE 4 - BEST SECTOR TIMES

SECTOR 1			SECTOR 2			SECTOR 3			IDEAL / BEST COMPARISON							
POS	NO	NAME	TIME	NO	NAME	TIME	NO	NAME	TIME	POS	NO	NAME	IDEAL	BEST	DIFF	
1	50	HASTINGS	19.223	6	GLOSSOP	14.648	6	GLOSSOP	15.636	1	6	GLOSSOP	49.892	49.986	0.094	
2	29	LODGE	19.445	23	STAFFORD	14.857	66	HAYWARD	15.830	2	50	HASTINGS	50.183	50.245	0.062	
3	66	HAYWARD	19.526	66	HAYWARD	14.894	61	JORDAN	15.837	3	66	HAYWARD	50.250	50.370	0.120	
4	8	CLARK	19.530	8	CLARK	14.899	29	LODGE	15.841	4	29	LODGE	50.268	50.298	0.030	
5	61	JORDAN	19.591	52	BLACKLOCK	14.970	8	CLARK	15.857	5	8	CLARK	50.286	50.509	0.223	
6	6	GLOSSOP	19.608	29	LODGE	14.982	13	GUIVER	15.871	6	61	JORDAN	50.463	50.646	0.183	
7	16	HORSMAN	19.634	7	BROWN	14.984	50	HASTINGS	15.902	7	23	STAFFORD	50.537	50.719	0.182	
8	4	WAKEFIELD	19.638	13	GUIVER	15.030	52	BLACKLOCK	15.933	8	13	GUIVER	50.560	50.585	0.025	
9	23	STAFFORD	19.651	61	JORDAN	15.035	23	STAFFORD	16.029	9	52	BLACKLOCK	50.736	50.917	0.181	
10	13	GUIVER	19.659	2	STEWART	15.051	27	GREEN	16.035	10	4	WAKEFIELD	50.910	51.167	0.257	
11	72	BEHAN	19.690	50	HASTINGS	15.058	96	SAXELBY	16.067	11	27	GREEN	51.001	51.066	0.065	
12	53	LEWIS	19.796	27	GREEN	15.096	4	WAKEFIELD	16.122	12	16	HORSMAN	51.042	51.179	0.137	
13	52	BLACKLOCK	19.833	33	MORETON	15.114	16	HORSMAN	16.171	13	72	BEHAN	51.135	51.135	0.000	
14	87	COSTELLO	19.835	4	WAKEFIELD	15.150	10	SUTHERLAND	16.207	14	7	BROWN	51.150	51.421	0.271	
15	33	MORETON	19.840	19	HILL	15.192	87	COSTELLO	16.235	15	2	STEWART	51.202	51.369	0.167	
16	27	GREEN	19.870	72	BEHAN	15.194	2	STEWART	16.237	16	33	MORETON	51.213	51.364	0.151	
17	2	STEWART	19.914	12	RENDELL	15.210	7	BROWN	16.240	17	96	SAXELBY	51.255	51.372	0.117	
18	7	BROWN	19.926	96	SAXELBY	15.223	72	BEHAN	16.251	18	53	LEWIS	51.301	51.497	0.196	
19	19	HILL	19.940	53	LEWIS	15.235	33	MORETON	16.259	19	87	COSTELLO	51.444	51.669	0.225	
20	10	SUTHERLAND	19.954	16	HORSMAN	15.237	53	LEWIS	16.270	20	19	HILL	51.465	51.700	0.235	
21	96	SAXELBY	19.965	28	VINCENT	15.255	12	RENDELL	16.298	21	12	RENDELL	51.504	51.504	0.000	
22	12	RENDELL	19.996	87	COSTELLO	15.374	41	WINFIELD	16.306	22	10	SUTHERLAND	51.584	51.776	0.192	
23	46	WALKER	20.020	77	MACKENZIE	15.413	19	HILL	16.333	23	28	VINCENT	51.951	51.951	0.000	
24	26	McALEER	20.225	10	SUTHERLAND	15.423	28	VINCENT	16.337	24	77	MACKENZIE	52.449	52.475	0.026	
25	5	DOUGHTY	20.291	21	STANFORD	15.607	26	McALEER	16.441	25	26	McALEER	52.522	52.681	0.159	
26	21	STANFORD	20.321	24	BARRETT	15.728	77	MACKENZIE	16.500	26	46	WALKER	52.557	52.655	0.098	
27	69	HARLAND	20.323	22	PAULO	15.751	46	WALKER	16.506	27	21	STANFORD	52.575	52.575	0.000	
28	28	VINCENT	20.359	9	CAMPBELL	15.753	91	STANFORD	16.633	28	41	WINFIELD	52.598	52.963	0.365	
29	41	WINFIELD	20.365	5	DOUGHTY	15.796	21	STANFORD	16.647	29	5	DOUGHTY	52.775	52.919	0.144	
30	86	HARVEY	20.523	26	McALEER	15.856	86	HARVEY	16.649	30	69	HARLAND	53.032	53.098	0.066	
31	77	MACKENZIE	20.536	17	McPHEE	15.907	24	BARRETT	16.661	31	9	CAMPBELL	53.190	53.253	0.063	
32	17	McPHEE	20.622	41	WINFIELD	15.927	5	DOUGHTY	16.688	32	86	HARVEY	53.263	53.363	0.100	
33	9	CAMPBELL	20.708	69	HARLAND	15.927	9	CAMPBELL	16.729	33	24	BARRETT	53.279	53.341	0.062	
34	91	STANFORD	20.826	11	WEEDEN	15.979	69	HARLAND	16.782	34	17	McPHEE	53.432	53.797	0.365	
35	24	BARRETT	20.890	46	WALKER	16.031	22	PAULO	16.813	35	22	PAULO	53.502	53.506	0.004	
36	22	PAULO	20.938	91	STANFORD	16.055	99	WYATT	16.900	36	91	STANFORD	53.514	53.769	0.255	
37	11	WEEDEN	21.137	86	HARVEY	16.091	17	McPHEE	16.903	37	11	WEEDEN	54.192	54.472	0.280	
38	99	WYATT	21.453	99	WYATT	16.333	11	WEEDEN	17.076	38	99	WYATT	54.686	54.686	0.000	
													Perfect Lap	49.507		

MCRCB BULLETIN TK022

2009 Relentless British 125GP Championship & ACU Academy Cup QUALIFYING 1 - CLASSIFICATION

POS	NO	CL	NAME	ENTRY	TIME	ON	LAPS	GAP	DIFF	MPH
1	6		Martin GLOSSOP	Seel - KRP/Bradley Smith Racing	49.926	23	25			86.42
2	29		James LODGE	Honda - KRP/Earnshaws Motorcycles	50.147	23	28	0.221	0.221	86.04
3	50	C	Tim HASTINGS	Honda - KRP/Bradley Smith Racing	50.215	25	28	0.289	0.068	85.93
4	13		Rob GUIVER	Honda - SP125/RG Racing	50.222	16	26	0.296	0.007	85.91
5	7	C	Deane BROWN	Honda - Colin Appleyard / Macadam Racing	50.243	25	26	0.317	0.021	85.88
6	61		Paul JORDAN	Honda - KRP/Bradley Smith Racing	50.271	25	26	0.345	0.028	85.83
7	23	C	Harry STAFFORD	Honda - RCS/BTB	50.419	17	21	0.493	0.148	85.58
8	52	C	Adam BLACKLOCK	Honda - Repli-Cast UK	50.641	18	21	0.715	0.222	85.20
9	87		Lee COSTELLO	Honda - Vent-Axia/www.sp125racing.com	50.785	24	24	0.859	0.144	84.96
10	66		Tom HAYWARD	Honda - KRP/Daniel Hayward Racing	50.992	6	7	1.066	0.207	84.62
11	96		Ryan SAXELBY	Honda - KRP/Bradley Smith Racing	51.017	19	21	1.091	0.025	84.58
12	53	C	Corey LEWIS	Honda - Corey Lewis Racing	51.066	22	28	1.140	0.049	84.49
13	28		Jon VINCENT	Honda - Molly/GRF Heavy Transport	51.084	22	28	1.158	0.018	84.46
14	16		Shaun HORSMAN	Honda - Symitry I.T North	51.252	10	14	1.326	0.168	84.19
15	10	C	Peter SUTHERLAND	Aprillia - Kinpac Racing	51.479	18	20	1.553	0.227	83.82
16	41	C	Shaun WINFIELD	Honda - TAG Triumph	51.520	16	22	1.594	0.041	83.75
17	4		Philip WAKEFIELD	Honda - PWR/Sandbach Scrap Metal	51.531	23	25	1.605	0.011	83.73
18	12		Edward RENDELL	Honda - Team Aztec GP	51.595	25	25	1.669	0.064	83.63
19	27		Catherine GREEN	Honda - www.cgracing27.co.uk	51.620	22	25	1.694	0.025	83.59
20	19		Michael HILL	Honda - TABOO Motorsport	51.810	9	10	1.884	0.190	83.28
21	46	C	Ross WALKER	Honda - Ross Walker Racing	51.947	21	26	2.021	0.137	83.06
22	77	C	Taylor MACKENZIE	Honda - MMCG Motorpoint	51.988	25	27	2.062	0.041	83.00
23	5	C	Tomas DOUGHTY	Honda - TopGear Racing	52.024	22	27	2.098	0.036	82.94
24	69	C	Joshua HARLAND	Honda -	52.189	14	15	2.263	0.165	82.68
25	86		Luke HARVEY	Honda - RV Racing	52.201	22	22	2.275	0.012	82.66
26	22	C	Matthew PAULO	Honda - Paulo Racing	52.290	23	23	2.364	0.089	82.52
27	26	C	Nicole McALEER	Honda - Megabikes.ie	52.651	23	24	2.725	0.361	81.95
28	21		Tom STANFORD	Honda - Stanford Racing	53.029	24	24	3.103	0.378	81.37
29	24		Ben BARRETT	Honda - SP125Racing/Lowerdale Autos	53.173	23	25	3.247	0.144	81.15
30	17	C	John McPHEE	Honda - McPhee Racing	53.225	14	22	3.299	0.052	81.07
31	11	C	Tom WEEDEN	Honda - TABOO Motorsport Junior Team	53.657	24	25	3.731	0.432	80.41
32	2		Robbie STEWART	Honda - Repli-Cast UK	53.714	1	1	3.788	0.057	80.33
33	91		Ian STANFORD	Honda - Stanford Racing	53.872	5	12	3.946	0.158	80.09
34	9	C	Niall CAMPBELL	Honda - Kinpac Racing	54.096	9	9	4.170	0.224	79.76
35	99	C	Kasey WYATT	Honda - Repli-Cast UK	54.359	20	20	4.433	0.263	79.38
36	33		Dan MORETON	Honda - DM Racing/Astech Moto-Tune	55.044	1	2	5.118	0.685	78.39
37	72		Connor BEHAN	Honda - SP125/Express Forklifts	1:01.471	1	1	11.545	6.427	70.19

Weather / Track : Cloudy / Dry

These results are provisional until the conclusion of any judicial and technical matters.

Brands Hatch Indy
Circuit Length = 1.1986 miles
Start: 17:05 End: 17:31

Race Director :	Stewards :	Timekeeper :

MCRCB BULLETIN TK023

2009 Relentless British 125GP Championship & ACU Academy Cup
QUALIFYING 1 - SECTOR ANALYSIS

2	Robbie STEWART					Repli-Cast UK									
1-	<i>21.179</i>	<i>75.8</i>	<i>15.710</i>	<i>83.6</i>	<i>16.825</i>	<i>119.2</i>	53.714								
4	Philip WAKEFIELD					PWR/Sandbach Scrap Metal									
1-	22.041	73.1	16.158	81.2	17.310	110.7	55.509	14-	20.000	76.5	15.230	85.9	16.705	111.5	51.935
2-	20.934	75.4	15.826	79.9	17.327	111.1	54.087	15-	19.936	76.5	15.469	81.9	In		3:28.162 P
3-	20.700	76.3	15.802	83.9	16.914	113.2	53.416	16-	Out	68.7	16.710	77.9	17.440	111.3	1:00.820
4-	20.414	75.6	15.510	83.9	16.788	112.6	52.712	17-	20.382	76.3	15.741	78.6	17.034	111.5	53.157
5-	20.671	75.1	16.214	79.5	17.095	113.6	53.980	18-	20.005	76.9	15.177	86.5	16.751	112.2	51.933
6-	20.270	77.0	15.852	79.5	16.908	113.2	53.030	19-	19.931	76.5	<i>15.050</i>	89.1	16.618	113.4	51.599
7-	20.639	74.3	16.566	81.0	16.855	112.6	54.060	20-	20.082	<i>77.9</i>	15.412	77.5	16.887	<i>115.9</i>	52.381
8-	20.134	76.9	15.806	77.4	17.124	110.4	53.064	21-	20.275	77.2	15.308	84.9	16.606	114.1	52.189
9-	22.513	65.7	16.156	84.4	16.897	111.7	55.566	22-	20.342	77.8	15.517	83.0	16.987	111.5	52.846
10-	20.295	76.1	15.558	83.2	16.827	111.3	52.680	23-	<i>19.780</i>	77.4	15.058	<i>89.7</i>	16.693	111.7	51.531
11-	20.503	74.6	15.429	85.9	16.831	111.5	52.763	24-	19.838	77.1	15.128	89.5	<i>16.569</i>	112.6	51.535
12-	19.958	76.6	15.336	85.2	16.822	110.9	52.116	25-	19.935	76.8	15.061	89.1	16.643	111.7	51.639
13-	19.941	76.8	15.530	76.9	17.043	110.9	52.514								
5	Tomas DOUGHTY					C TopGear Racing									
1-	22.525	72.9	17.273	73.0	17.561	115.7	57.359	15-	20.723	77.7	16.640	77.0	17.033	113.2	54.396
2-	21.636	75.9	16.315	74.8	17.158	114.3	55.109	16-	23.467	38.4	18.581	76.9	16.887	113.7	58.935
3-	20.845	77.2	16.542	69.8	17.283	115.1	54.670	17-	20.421	77.8	15.810	81.3	16.569	114.7	52.800
4-	20.913	75.5	16.154	76.9	16.792	115.7	53.859	18-	20.333	78.1	15.697	80.6	16.496	115.7	52.526
5-	20.606	76.7	16.039	78.8	17.006	114.7	53.651	19-	20.242	77.9	15.732	77.5	16.768	<i>117.3</i>	52.742
6-	20.664	76.3	15.901	78.9	16.938	115.5	53.503	20-	<i>19.952</i>	<i>78.5</i>	15.843	81.8	16.492	113.9	52.287
7-	21.381	76.1	16.144	78.6	17.007	115.5	54.532	21-	20.258	78.4	15.803	78.9	16.612	115.3	52.673
8-	21.366	74.7	16.799	77.0	16.848	115.3	55.013	22-	20.169	77.5	15.556	<i>81.9</i>	<i>16.299</i>	116.5	52.024
9-	20.387	76.5	15.947	78.6	16.780	114.9	53.114	23-	20.162	77.0	15.646	79.9	16.944	114.1	52.752
10-	21.108	76.1	15.844	79.7	16.572	115.3	53.524	24-	20.642	77.2	15.809	79.3	16.454	116.7	52.905
11-	20.415	77.0	15.770	81.6	16.575	117.1	52.760	25-	20.033	77.6	<i>15.557</i>	78.8	16.548	114.5	52.132
12-	20.797	77.4	16.246	73.0	17.406	113.9	54.449	26-	20.259	77.2	16.071	76.1	16.752	116.5	53.082
13-	20.387	77.8	15.778	81.5	16.927	114.5	53.092	27-	20.062	77.8	15.662	77.9	16.489	115.3	52.213
14-	20.350	78.1	15.636	81.3	16.712	114.7	52.698								
6	Martin GLOSSOP					KRP/Bradley Smith Racing									
1-	20.786	78.3	16.052	74.7	16.519	122.7	53.357	14-	19.632	79.8	15.051	85.5	15.767	<i>126.6</i>	50.450
2-	20.511	78.7	15.555	82.5	16.071	123.8	52.137	15-	19.779	80.9	15.090	85.4	15.737	124.7	50.606
3-	19.861	79.2	15.115	83.9	16.140	122.5	51.116	16-	19.849	80.2	15.215	79.2	16.248	123.4	51.312
4-	20.069	78.8	15.066	82.8	16.025	123.8	51.160	17-	19.260	81.7	14.782	82.4	16.500	123.8	50.542
5-	20.123	80.2	15.318	81.6	16.707	121.8	52.148	18-	19.362	80.6	15.089	81.2	15.894	124.0	50.345
6-	20.090	78.8	14.913	85.2	15.841	124.3	50.844	19-	19.515	80.9	<i>14.736</i>	81.8	15.904	122.7	50.155
7-	19.823	78.1	15.012	83.3	15.859	123.6	50.694	20-	19.815	80.3	15.791	75.7	In		3:32.408 P
8-	19.911	78.6	15.170	82.5	15.962	124.3	51.043	21-	Out	76.5	15.818	83.9	16.146	121.1	1:09.175
9-	19.951	80.5	14.934	84.7	15.987	122.9	50.872	22-	19.360	79.6	14.841	<i>86.4</i>	15.923	120.9	50.124
10-	19.817	80.1	15.127	83.9	15.951	123.1	50.895	23-	19.335	79.2	14.876	84.7	<i>15.715</i>	123.8	49.926
11-	19.712	80.1	14.822	85.2	15.890	123.6	50.424	24-	19.536	79.8	15.366	83.3	15.978	122.9	50.880
12-	19.682	80.9	14.908	82.8	16.126	125.0	50.716	25-	<i>19.226</i>	<i>82.2</i>	14.958	76.0	16.026	123.1	50.210
13-	19.978	81.0	15.096	81.5	15.877	125.2	50.951								
7	Deane BROWN					C Colin Appleyard / Macadam Racing									
1-	Out	71.3	16.704	74.6	17.139	121.4	1:04.856	14-	19.693	81.0	15.129	77.0	16.320	122.9	51.142
2-	21.445	77.5	15.698	77.8	16.631	122.5	53.774	15-	20.297	79.5	15.325	82.8	16.111	122.7	51.733
3-	20.339	79.6	15.247	80.8	16.543	122.7	52.129	16-	19.625	81.2	14.820	86.0	<i>15.837</i>	124.3	50.282
4-	20.150	80.3	15.125	83.6	16.502	121.8	51.777	17-	19.689	81.4	14.826	83.6	15.902	123.8	50.417
5-	20.022	80.6	15.384	82.8	16.286	121.8	51.692	18-	19.661	<i>81.6</i>	<i>14.816</i>	86.7	16.105	122.2	50.582
6-	19.862	80.8	14.857	82.4	16.215	122.0	50.934	19-	19.598	81.4	14.837	86.7	17.474	119.0	51.909
7-	20.525	78.4	15.460	79.6	In		2:47.216 P	20-	20.538	80.5	15.436	82.1	16.288	123.1	52.262
8-	Out	72.6	16.806	73.5	18.139	115.7	1:03.537	21-	19.713	81.2	15.164	80.3	16.557	120.7	51.434
9-	22.411	60.6	17.344	76.1	17.757	119.2	57.512	22-	19.966	81.1	14.871	<i>86.9</i>	15.911	<i>124.5</i>	50.748
10-	20.488	79.2	15.285	82.2	16.383	123.6	52.156	23-	19.634	81.5	15.183	81.3	16.437	123.8	51.254
11-	19.939	81.2	15.393	76.3	In		1:08.748 P	24-	19.547	81.3	14.955	81.5	15.954	122.7	50.456
12-	Out	77.0	15.353	79.6	16.557	120.9	57.160	25-	<i>19.343</i>	81.2	14.991	81.5	15.909	123.1	50.243
13-	20.301	75.7	15.476	81.0	16.152	123.1	51.929	26-	19.707	81.2	15.113	77.3	16.116	124.3	50.936

Brands Hatch Indy
 Circuit Length = 1.1986 miles
 Start: 17:05 End: 17:31

Weather / Track : Cloudy / Dry

MCRCB BULLETIN TK023

2009 Relentless British 125GP Championship & ACU Academy Cup

QUALIFYING 1 - SECTOR ANALYSIS

9	Niall CAMPBELL										C Kinpac Racing				
1-	23.505	70.7	17.319	72.6	17.755	113.2	58.579	6-	21.384	74.2	<i>16.061</i>	79.0	16.931	<i>114.5</i>	54.376
2-	21.750	74.1	16.794	76.2	17.337	114.1	55.881	7-	21.298	74.5	16.682	76.7	17.186	113.7	55.166
3-	22.076	69.1	16.600	76.5	17.481	113.9	56.157	8-	21.183	<i>75.2</i>	16.072	77.0	16.930	113.2	54.185
4-	21.605	74.1	16.397	78.5	17.120	<i>114.5</i>	55.122	9-	<i>21.074</i>	74.7	16.116	<i>79.9</i>	<i>16.906</i>	113.2	54.096
5-	21.157	74.7	16.161	78.5	17.197	112.8	54.515								
10	Peter SUTHERLAND										C Kinpac Racing				
1-	Out	37.3	25.681	55.2	In		6:16.047 P	11-	19.978	75.9	15.502	80.5	16.454	120.7	51.934
2-	Out	71.1	16.862	76.6	16.802	122.2	59.864	12-	20.321	78.9	15.339	80.8	16.528	121.4	52.188
3-	20.837	78.7	16.232	77.5	17.014	120.9	54.083	13-	20.031	79.6	<i>15.218</i>	80.0	16.611	120.7	51.860
4-	20.343	79.1	15.811	78.9	16.553	121.6	52.707	14-	19.958	80.4	15.521	78.9	16.394	121.4	51.873
5-	20.433	76.7	15.510	80.0	16.326	<i>123.7</i>	52.269	15-	20.304	76.8	15.492	79.7	16.429	119.8	52.225
6-	20.046	<i>80.6</i>	15.521	77.3	16.654	121.8	52.221	16-	20.252	78.4	15.263	79.6	16.520	121.4	52.035
7-	20.266	78.8	15.352	78.9	16.394	122.2	52.012	17-	<i>19.875</i>	79.7	15.358	80.6	16.507	120.5	51.740
8-	20.117	79.8	15.598	78.9	16.382	122.2	52.097	18-	20.002	80.5	15.225	<i>82.2</i>	<i>16.252</i>	121.6	51.479
9-	19.946	79.5	15.603	75.6	16.794	120.9	52.343	19-	19.937	79.9	15.335	81.5	16.489	121.4	51.761
10-	20.249	79.8	15.294	80.0	16.425	121.6	51.968	20-	20.147	79.0	15.290	81.3	16.478	121.1	51.915
11	Tom WEEDEN										C TABOO Motorsport Junior Team				
1-	23.262	72.1	17.110	71.1	17.882	114.7	58.254	14-	21.014	75.3	16.411	74.9	17.161	113.4	54.586
2-	22.597	74.6	16.562	75.2	17.758	<i>115.5</i>	56.917	15-	21.073	76.8	16.169	72.3	17.362	112.4	54.604
3-	22.006	74.4	16.463	75.7	17.459	114.3	55.928	16-	21.040	76.1	16.272	75.6	17.190	113.6	54.502
4-	21.873	73.9	16.683	74.6	17.380	114.5	55.936	17-	20.829	<i>77.0</i>	15.972	75.1	16.956	114.5	53.757
5-	21.818	75.6	16.273	74.6	17.436	113.6	55.527	18-	20.891	75.5	16.151	76.9	<i>16.814</i>	114.5	53.856
6-	21.571	75.2	16.337	75.8	17.185	115.3	55.093	19-	20.806	76.1	<i>15.926</i>	78.6	17.085	114.1	53.817
7-	21.314	75.5	16.396	73.8	17.219	114.7	54.929	20-	21.065	75.6	16.133	73.1	In		2:04.100 P
8-	21.789	74.6	16.440	75.7	17.436	113.9	55.665	21-	Out	74.7	16.163	76.9	17.083	113.7	59.351
9-	21.570	75.1	16.215	74.3	17.333	113.4	55.118	22-	<i>20.762</i>	76.4	15.998	<i>80.8</i>	17.077	113.2	53.837
10-	21.391	75.3	16.059	74.9	17.368	112.8	54.818	23-	20.928	75.5	16.078	78.9	17.143	112.4	54.149
11-	21.144	75.9	16.282	74.1	17.294	114.1	54.720	24-	20.764	76.6	15.955	79.3	16.938	114.5	53.657
12-	21.246	75.3	16.324	76.9	17.124	113.9	54.694	25-	21.263	74.4	16.303	76.6	17.183	112.8	54.749
13-	20.977	76.8	16.179	76.0	17.111	114.1	54.267								
12	Edward RENDELL										Team Aztec GP				
1-	23.186	66.6	18.681	71.9	18.651	103.4	1:00.518	14-	19.926	77.2	15.524	77.0	16.805		52.255
2-	22.106	71.1	17.084	70.6	17.982	109.5	57.172	15-	19.919	77.0	15.246	83.5	16.499		51.664
3-	21.967	69.8	16.768	81.2	17.411	112.0	56.146	16-	20.019	77.3	15.320	83.9	<i>16.334</i>		51.673
4-	21.514	73.4	16.595	79.3	17.341	112.6	55.450	17-	20.035	77.3	15.411	83.5	16.401	116.7	51.847
5-	21.083	74.1	16.482	76.5	17.396	114.7	54.961	18-	20.125	76.5	15.337	84.4	16.481	117.7	51.943
6-	21.542	73.2	16.288	73.2	17.373	116.1	55.203	19-	20.026	75.9	<i>15.234</i>	86.4	16.344	119.4	51.604
7-	20.913	74.6	15.832	80.5	In		2:15.672 P	20-	20.138	76.4	15.396	84.7	16.510		52.044
8-	Out	74.1	16.339	79.7	16.925		1:01.183	21-	19.998	77.5	15.376	<i>86.5</i>	16.560	115.7	51.934
9-	20.436	75.1	15.635	81.9	16.779	117.3	52.850	22-	19.973	76.4	15.404	84.7	16.489	117.1	51.866
10-	20.058	76.7	15.583	79.5	17.165	<i>120.5</i>	52.806	23-	<i>19.905</i>	<i>77.8</i>	15.867	81.5	16.479	117.5	52.251
11-	20.384	75.7	15.250	85.2	16.618	117.3	52.252	24-	19.986	77.1	18.316	70.8	17.069	116.7	55.371
12-	20.454	76.1	15.661	80.0	16.360	119.4	52.475	25-	19.946	77.0	15.238	<i>86.5</i>	16.411		51.595
13-	20.349	76.1	15.353	84.6	16.487		52.189								
13	Rob GUIVER										SP125/RG Racing				
1-	21.295	78.6	15.685	77.1	16.445	122.2	53.425	14-	19.561	80.7	14.919	84.3	15.919	121.6	50.399
2-	20.126	79.0	15.357	80.6	16.226	120.9	51.709	15-	19.480	80.8	<i>14.867</i>	84.9	16.135	121.4	50.482
3-	20.533	78.0	15.337	81.3	16.078	121.6	51.948	16-	19.433	80.9	14.911	83.3	15.878	121.8	50.222
4-	20.154	74.1	15.430	78.9	16.244	120.3	51.828	17-	19.652	78.7	16.361	81.0	16.188	121.8	52.201
5-	19.832	79.9	15.127	82.8	16.076	120.7	51.035	18-	19.708	80.9	15.382	80.9	15.958	121.4	51.048
6-	19.796	79.9	15.022	84.6	15.978	121.1	50.796	19-	20.413	70.8	16.821	76.9	In		2:42.954 P
7-	19.724	80.1	15.145	83.2	16.214	117.9	51.083	20-	Out	77.1	15.419	81.5	16.131	121.4	56.237
8-	19.837	79.9	15.151	83.8	16.066	119.8	51.054	21-	19.585	79.6	14.935	84.4	<i>15.801</i>	123.1	50.321
9-	19.674	79.7	15.170	83.0	16.038	120.9	50.882	22-	19.890	79.0	16.044	83.8	15.948	121.8	51.882
10-	19.657	80.1	15.026	83.8	16.018	120.3	50.701	23-	19.443	80.7	15.175	80.5	15.947	122.5	50.565
11-	19.602	80.6	14.989	<i>85.1</i>	15.914	120.7	50.505	24-	<i>19.364</i>	<i>81.2</i>	15.234	78.4	16.095	<i>124.5</i>	50.693
12-	19.526	80.3	14.882	84.7	16.121	120.5	50.529	25-	19.635	81.1	14.885	84.3	15.837	122.2	50.357
13-	19.679	78.8	15.025	83.3	16.088	120.1	50.792	26-	19.558	80.8	14.951	78.9	15.995	121.4	50.504

Brands Hatch Indy
Circuit Length = 1.1986 miles
Start: 17:05 End: 17:31

Weather / Track : Cloudy / Dry

MCRCB BULLETIN TK023

2009 Relentless British 125GP Championship & ACU Academy Cup

QUALIFYING 1 - SECTOR ANALYSIS

16	Shaun HORSMAN											Symitry I.T North			
1-	23.992	64.4	18.076	76.2	18.949	99.0	1:01.017	8-	20.120	77.5	15.422	80.6	<i>16.117</i>	<i>122.9</i>	51.659
2-	22.256	73.8	16.728	78.6	17.495	110.0	56.479	9-	19.877	76.0	15.406	84.1	16.236	122.0	51.519
3-	22.219	72.3	16.976	78.2	17.803	107.9	56.998	10-	19.868	77.2	15.255	<i>84.6</i>	16.129	<i>122.9</i>	51.252
4-	21.631	72.9	17.463	73.8	In		6:00.978 P	11-	<i>19.665</i>	77.6	15.675	76.5	17.071	121.4	52.411
5-	Out	74.1	15.963	78.6	16.880	120.1	1:00.660	12-	19.952	77.5	<i>15.206</i>	81.0	16.316	120.1	51.474
6-	20.274	76.2	15.607	81.3	16.621	120.5	52.502	13-	19.716	77.4	15.587	80.5	16.543	119.8	51.846
7-	20.274	<i>79.0</i>	15.723	84.4	16.382	121.4	52.379	14-	19.835	76.7	15.287	84.3	16.194	120.5	51.316
17	John McPHEE											C McPhee Racing			
1-	Out	62.3	18.858	68.4	18.350	110.0	1:13.067	12-	20.674	75.3	16.062	76.0	16.924	111.5	53.660
2-	22.060	65.5	17.587	68.6	17.860	109.7	57.507	13-	20.428	<i>76.9</i>	16.013	74.9	17.577	<i>111.7</i>	54.018
3-	21.559	74.2	17.015	70.1	17.660	110.2	56.234	14-	<i>20.350</i>	76.4	15.906	75.7	16.969	<i>111.7</i>	53.225
4-	21.332	73.6	16.656	70.2	17.467	110.2	55.455	15-	20.778	73.6	16.097	75.4	17.336	110.0	54.211
5-	21.044	75.7	16.517	73.9	17.469	109.1	55.030	16-	20.933	74.5	17.412	64.3	22.942	105.2	1:01.287
6-	21.307	74.1	16.502	73.3	17.494	109.5	55.303	17-	22.540	59.8	17.382	76.0	17.771	107.9	57.693
7-	21.173	75.3	16.300	75.2	17.445	109.7	54.918	18-	21.118	74.6	16.136	77.0	16.963	110.2	54.217
8-	21.175	76.3	16.040	75.3	17.059	110.0	54.274	19-	21.369	62.2	17.467	64.5	In		4:14.733 P
9-	20.698	74.4	16.072	74.8	17.198	110.7	53.968	20-	Out	63.0	19.245	51.6	19.301	108.2	1:08.922
10-	20.901	74.7	16.253	74.8	17.238	110.4	54.392	21-	20.523	75.9	15.976	75.2	16.981	110.7	53.480
11-	20.650	75.9	16.079	75.6	17.010	110.7	53.739	22-	20.566	73.2	<i>15.893</i>	<i>77.1</i>	<i>16.901</i>	109.8	53.360
19	Michael HILL											TABOO Motorsport			
1-	21.003	76.1	16.022	78.4	16.997	116.3	54.022	6-	20.058	78.1	15.479	82.8	16.615	117.9	52.152
2-	20.641	76.3	15.833	81.3	16.975	115.3	53.449	7-	20.081	77.6	15.648	83.0	16.654	117.7	52.383
3-	20.480	78.3	15.418	83.5	16.810	119.0	52.708	8-	20.301	78.9	15.489	83.6	16.479	117.9	52.269
4-	20.223	78.6	15.396	83.6	16.653	118.6	52.272	9-	20.073	78.9	<i>15.272</i>	<i>84.9</i>	16.465	118.8	51.810
5-	20.215	78.1	15.567	81.5	<i>16.453</i>	<i>119.6</i>	52.235	10-	<i>20.007</i>	<i>79.1</i>	15.557	83.2	16.606	117.9	52.170
21	Tom STANFORD											Stanford Racing			
1-	21.615	74.4	16.306	79.3	17.225	<i>114.5</i>	55.146	13-	21.036	69.8	16.054	80.5	In		2:00.894 P
2-	21.480	73.6	16.088	81.2	17.354	113.6	54.922	14-	Out	69.7	16.254	79.9	17.391	108.6	1:09.508
3-	21.152	75.2	16.524	79.3	17.287	112.2	54.963	15-	21.031	74.7	16.011	80.2	17.782	107.7	54.824
4-	21.035	74.9	16.171	78.1	17.211	110.9	54.417	16-	21.025	74.7	15.814	81.6	17.061	109.5	53.900
5-	21.142	74.5	16.207	78.4	17.204	111.1	54.553	17-	21.005	74.5	16.043	80.3	17.180	108.4	54.228
6-	20.983	74.2	15.934	80.2	17.149	112.4	54.066	18-	20.645	<i>75.5</i>	15.744	81.2	17.062	109.5	53.451
7-	20.939	74.8	16.242	82.5	17.156	111.7	54.337	19-	20.792	75.1	15.765	82.5	17.128	110.6	53.685
8-	20.940	75.2	16.008	82.4	16.933	114.1	53.881	20-	20.764	75.2	15.775	82.4	17.098	109.1	53.637
9-	21.289	74.5	16.060	81.3	17.305	109.1	54.654	21-	20.924	74.4	16.021	78.8	17.183	107.7	54.128
10-	20.915	74.3	16.041	80.2	17.208	108.8	54.164	22-	20.859	74.7	15.843	82.4	17.244	108.1	53.946
11-	20.842	74.4	16.298	80.8	17.391	108.8	54.531	23-	21.164	74.6	16.463	80.2	17.139	111.5	54.766
12-	21.071	74.4	15.847	<i>83.9</i>	17.193	107.5	54.111	24-	<i>20.478</i>	75.4	<i>15.640</i>	83.3	<i>16.911</i>	111.3	53.029
22	Matthew PAULO											C Paulo Racing			
1-	Out	64.6	19.853	69.9	19.085	102.8	1:14.069	13-	21.537	76.5	15.742	82.1	16.687	<i>119.2</i>	53.966
2-	24.085	72.2	17.193	78.4	17.778	109.3	59.056	14-	20.732	76.4	15.620	83.8	16.695	119.0	53.047
3-	22.821	73.5	16.702	77.9	17.502	112.4	57.025	15-	20.733	76.9	15.609	85.4	16.647	117.9	52.989
4-	21.884	74.7	16.235	83.0	17.139	115.3	55.258	16-	20.777	77.1	15.644	83.0	16.553	<i>119.2</i>	52.974
5-	21.484	74.6	16.233	80.9	17.245	114.7	54.962	17-	20.691	76.2	15.462	84.7	16.671	118.6	52.824
6-	21.765	75.3	16.155	83.5	16.985	114.5	54.905	18-	21.320	74.9	16.445	78.6	17.322	116.1	55.087
7-	21.326	75.8	16.548	77.5	17.353	115.1	55.227	19-	20.792	76.7	15.542	85.5	16.677	117.9	53.011
8-	21.248	75.1	16.061	81.2	17.032	114.9	54.341	20-	20.711	<i>77.3</i>	15.450	83.6	16.539	118.8	52.700
9-	22.387	74.7	16.286	81.8	17.188	115.3	55.861	21-	20.505	75.9	15.474	<i>86.4</i>	16.636	116.9	52.615
10-	21.329	75.8	16.036	84.4	16.936	116.1	54.301	22-	20.511	76.4	15.394	<i>86.4</i>	16.551	117.3	52.456
11-	21.264	73.5	15.754	84.3	16.745	116.9	53.763	23-	<i>20.493</i>	75.9	<i>15.277</i>	85.1	<i>16.520</i>	117.7	52.290
12-	20.939	76.2	16.255	68.6	17.985	112.0	55.179								
23	Harry STAFFORD											C RCS/BTB			
1-	20.892	77.8	16.941	71.7	16.835	119.4	54.668	12-	20.400	67.7	16.065	77.7	In		3:53.898 P
2-	20.211	80.0	15.432	82.1	16.572	119.8	52.215	13-	Out	77.5	15.358	83.9	16.408	116.9	1:00.145
3-	20.162	79.7	15.211	82.1	16.311	120.1	51.684	14-	19.803	79.8	14.911	85.5	16.221	119.6	50.935
4-	20.209	80.0	15.097	85.1	16.232	<i>120.9</i>	51.538	15-	20.014	80.5	14.902	82.5	16.245	117.7	51.161
5-	20.466	80.1	15.536	76.1	16.608	119.2	52.610	16-	19.838	80.7	15.098	84.7	16.296	117.9	51.232
6-	20.127	80.1	14.992	84.4	16.345	118.6	51.464	17-	19.581	80.7	<i>14.790</i>	<i>88.8</i>	<i>16.048</i>	119.2	50.419

Brands Hatch Indy
Circuit Length = 1.1986 miles
Start: 17:05 End: 17:31

Weather / Track : Cloudy / Dry

MCRCB BULLETIN TK023

2009 Relentless British 125GP Championship & ACU Academy Cup

QUALIFYING 1 - SECTOR ANALYSIS

7-	19.841	80.5	15.013	80.5	16.650	118.1	51.504	18-	19.708	81.0	14.972	80.5	16.276	119.2	50.956	
8-	19.744	79.9	14.867	87.2	16.363	119.0	50.974	19-	19.560	<i>81.7</i>	15.228	83.3	16.275	117.3	51.063	
9-	20.068	80.4	15.095	84.4	16.347	119.2	51.510	20-	<i>19.541</i>	81.0	14.841	86.9	16.212	117.9	50.594	
10-	19.929	79.8	15.145	76.6	16.579	118.8	51.653	21-	19.752	81.0	14.836	86.4	16.295	119.0	50.883	
11-	19.901	80.8	14.980	84.9	16.265	119.2	51.146									
24	Ben BARRETT							SP125Racing/Lowerdale Autos								
1-	22.765	74.1	16.537	77.7	17.363	116.9	56.665	14-	20.776	76.9	17.012	70.7	In		2:45.482 P	
2-	21.558	75.6	16.209	80.0	17.096	117.1	54.863	15-	Out	70.8	16.688	76.0	17.269	116.3	1:07.754	
3-	21.351	76.3	15.976	80.5	17.020	117.3	54.347	16-	21.105	77.0	15.952	79.9	16.937	115.9	53.994	
4-	21.397	74.1	16.601	76.0	17.105	116.1	55.103	17-	20.867	77.7	15.823	81.8	16.781	115.9	53.471	
5-	20.966	77.2	15.879	80.5	16.808	116.7	53.653	18-	20.848	77.0	15.930	81.6	16.806	115.7	53.584	
6-	21.123	77.0	15.947	80.5	16.874	117.1	53.944	19-	20.823	77.9	15.829	81.3	16.795	115.5	53.447	
7-	20.923	76.8	15.989	81.3	16.736	<i>118.4</i>	53.648	20-	20.839	77.5	15.759	<i>82.9</i>	16.704	115.7	53.302	
8-	20.966	75.3	15.902	80.6	16.747	117.5	53.615	21-	20.810	77.3	15.752	80.6	16.817	115.3	53.379	
9-	20.810	76.4	15.778	82.1	16.793	117.1	53.381	22-	20.821	77.8	15.769	82.7	<i>16.604</i>	116.1	53.194	
10-	21.502	77.0	15.791	81.6	16.716	117.5	54.009	23-	<i>20.712</i>	76.8	15.772	82.4	16.689	115.7	53.173	
11-	21.073	77.3	<i>15.741</i>	82.8	16.669	118.1	53.483	24-	20.754	77.2	15.952	81.9	16.808	115.3	53.514	
12-	20.765	<i>78.0</i>	15.785	82.2	16.706	117.5	53.256	25-	20.867	76.4	15.807	82.8	16.797	114.7	53.471	
13-	20.798	77.7	15.981	78.9	16.952	117.1	53.731									
26	Nicole McALEER							C Megabikes.ie								
1-	22.663	75.1	16.811	71.1	17.089	120.1	56.563	13-	21.214	75.4	17.621	63.2	In		3:09.567 P	
2-	21.744	76.2	16.709	74.2	17.117	118.1	55.570	14-	Out	75.7	16.313	75.6	16.914	116.9	1:05.069	
3-	21.421	76.3	16.304	75.1	17.030	118.6	54.755	15-	21.101	76.6	16.139	77.1	16.787	117.7	54.027	
4-	20.906	76.5	16.047	76.7	16.701	<i>120.3</i>	53.654	16-	20.521	76.5	15.832	78.5	16.660	118.8	53.013	
5-	21.002	76.6	16.166	76.5	16.671	119.2	53.839	17-	20.370	77.5	16.258	77.0	16.619	120.1	53.247	
6-	20.840	76.7	16.219	76.2	16.783	117.1	53.842	18-	20.637	77.0	15.817	<i>80.0</i>	<i>16.513</i>	118.8	52.967	
7-	20.825	78.2	16.350	76.1	16.736	118.6	53.911	19-	20.511	77.9	16.080	69.8	16.739	119.2	53.330	
8-	20.914	76.3	16.239	74.9	16.936	119.0	54.089	20-	20.778	72.6	16.755	76.3	16.849	117.3	54.382	
9-	20.740	77.0	16.009	77.7	16.641	119.2	53.390	21-	20.735	76.8	15.840	76.2	16.675	118.8	53.250	
10-	21.286	77.5	15.920	76.7	16.741	117.3	53.947	22-	20.740	76.1	15.796	79.9	16.618	119.0	53.154	
11-	20.627	77.0	15.962	77.4	16.572	119.2	53.161	23-	<i>20.303</i>	<i>78.5</i>	<i>15.647</i>	79.2	16.701	118.1	52.651	
12-	20.632	76.5	16.031	75.4	17.371	119.4	54.034	24-	20.818	75.4	15.848	79.6	16.526	119.0	53.192	
27	Catherine GREEN							www.cgracing27.co.uk								
1-	22.287	75.7	16.696	74.6	17.246	118.8	56.229	14-	20.396	78.3	15.658	81.3	16.525	119.2	52.579	
2-	21.145	77.5	16.114	77.3	17.027	120.5	54.286	15-	20.264	77.7	15.561	80.3	16.487	119.4	52.312	
3-	21.867	77.1	16.164	78.5	16.795	120.1	54.826	16-	20.375	76.8	15.432	81.9	16.339	120.1	52.146	
4-	20.888	78.0	16.050	77.1	16.846	121.6	53.784	17-	20.092	71.8	15.596	82.5	16.377	120.3	52.065	
5-	21.216	77.7	15.726	79.9	16.694	121.1	53.636	18-	20.241	78.3	15.491	82.5	16.397	120.1	52.129	
6-	21.156	77.8	15.905	81.0	16.750	<i>122.2</i>	53.811	19-	20.306	77.9	15.314	83.6	<i>16.247</i>	121.4	51.867	
7-	20.548	77.4	15.918	79.6	16.718	119.4	53.184	20-	20.349	77.4	15.638	83.3	In		1:30.295 P	
8-	20.596	78.7	15.638	80.0	16.498	120.3	52.732	21-	Out	77.5	15.836	82.8	16.404	120.3	57.986	
9-	20.518	78.3	15.761	76.9	In		1:48.318 P	22-	<i>20.018</i>	<i>79.3</i>	<i>15.294</i>	83.8	16.308	119.8	51.620	
10-	Out	76.1	16.277	80.3	16.747	120.1	1:00.224	23-	20.166	79.1	15.501	79.9	16.558	119.8	52.225	
11-	20.427	78.9	15.754	81.8	16.542	120.5	52.723	24-	20.231	79.2	15.474	80.2	16.467	120.1	52.172	
12-	20.270	79.1	15.483	81.9	16.432	120.3	52.185	25-	20.293	78.3	15.421	<i>84.7</i>	16.256	120.9	51.970	
13-	20.276	77.9	15.552	81.2	16.731	119.8	52.559									
28	Jon VINCENT							Molly/GRF Heavy Transport								
1-	22.125	72.8	16.694	76.2	17.291	115.7	56.110	15-	20.126	76.7	15.487	80.3	16.464	118.1	52.077	
2-	21.203	73.8	16.268	79.3	17.001	116.5	54.472	16-	20.364	75.6	15.989	77.4	16.852	116.1	53.205	
3-	21.110	76.3	15.916	82.1	16.912	118.8	53.938	17-	19.984	76.7	15.529	77.8	16.435	117.9	51.948	
4-	21.088	73.8	16.339	79.6	16.816	116.7	54.243	18-	20.398	<i>78.2</i>	15.131	83.5	16.358	117.9	51.887	
5-	20.305	76.1	15.680	80.6	16.651	115.5	52.636	19-	20.473	76.6	15.358	84.3	16.193	117.5	52.024	
6-	20.410	74.7	15.541	84.3	16.561	117.5	52.512	20-	19.869	77.9	15.326	81.5	16.542	117.7	51.737	
7-	20.481	77.2	16.413	80.9	16.597	<i>119.0</i>	53.491	21-	<i>19.724</i>	77.2	15.262	83.6	16.182	117.3	51.168	
8-	20.176	78.1	16.049	83.8	16.497	115.9	52.722	22-	19.866	76.2	<i>15.073</i>	<i>86.5</i>	16.145	117.5	51.084	
9-	20.111	76.5	16.184	76.2	16.955	118.4	53.250	23-	19.849	76.2	15.198	80.2	16.362	117.5	51.409	
10-	20.384	75.6	15.786	82.1	16.728	117.1	52.898	24-	20.143	78.0	15.173	84.1	<i>16.135</i>	116.9	51.451	
11-	20.516	75.4	15.768	79.3	16.767	113.9	53.051	25-	20.250	75.8	16.096	77.7	17.373	110.4	53.719	
12-	20.191	76.3	15.865	79.5	16.822	116.3	52.878	26-	20.404	77.7	15.568	79.6	16.515	117.1	52.487	
13-	20.066	75.1	15.895	80.5	16.570	117.1	52.531	27-	19.848	77.3	15.156	83.5	16.375	117.7	51.379	
14-	20.648	74.0	15.988	78.5	16.761	116.7	53.397	28-	19.788	77.4	15.249	86.2	16.274	117.5	51.311	

Brands Hatch Indy
Circuit Length = 1.1986 miles
Start: 17:05 End: 17:31

Weather / Track : Cloudy / Dry

MRCRB BULLETIN TK023

2009 Relentless British 125GP Championship & ACU Academy Cup

QUALIFYING 1 - SECTOR ANALYSIS

29	James LODGE										KRP/Earnshaws Motorcycles				
1-	21.838	77.4	16.336	78.1	16.648	122.2	54.822	15-	20.161	77.9	15.333	81.2	16.066	122.0	51.560
2-	20.692	78.3	15.764	82.8	16.601	121.8	53.057	16-	19.420	81.0	15.465	77.0	16.206	120.1	51.091
3-	20.190	79.8	15.913	83.3	16.334	122.2	52.437	17-	20.254	78.5	15.407	85.4	16.009	121.6	51.670
4-	20.668	77.7	15.682	84.6	16.378	122.5	52.728	18-	19.499	80.9	14.989	85.5	15.882	121.6	50.370
5-	19.876	78.2	15.598	74.8	16.563	122.9	52.037	19-	19.567	79.8	15.048	86.0	15.865	122.0	50.480
6-	20.273	79.3	15.503	82.1	16.221	121.6	51.997	20-	19.408	80.3	15.010	85.9	15.868	122.5	50.286
7-	19.771	80.5	15.243	84.9	16.079	122.5	51.093	21-	19.360	81.1	16.620	75.4	16.602	122.5	52.582
8-	19.590	80.8	15.172	85.4	15.892	122.7	50.654	22-	20.128	79.7	15.383	84.7	16.189	120.5	51.700
9-	20.031	80.3	15.500	85.9	15.982	123.8	51.513	23-	19.439	80.8	14.985	86.4	15.723	123.1	50.147
10-	19.840	79.1	15.470	75.3	16.127	122.2	51.437	24-	19.620	80.5	15.791	82.7	16.093	122.2	51.504
11-	19.604	80.6	15.155	83.3	16.027	122.5	50.786	25-	19.669	80.4	15.261	77.7	16.131	122.5	51.061
12-	19.531	80.9	15.238	83.0	16.309	121.8	51.078	26-	19.770	80.7	15.261	85.4	15.834	122.9	50.865
13-	19.561	79.5	15.341	80.9	16.290	121.4	51.192	27-	19.345	81.1	15.319	83.9	16.289	121.4	50.953
14-	19.922	78.9	15.734	77.5	16.199	124.0	51.855	28-	19.411	80.7	15.291	78.1	16.128	122.5	50.830
33	Dan MORETON										DM Racing/Astech Moto-Tune				
1-	21.292	76.5	16.341	79.2	17.411	117.1	55.044	2-	In	In	In	In	In	In	6:32.611 P
41	Shaun WINFIELD										C TAG Triumph				
1-	21.324	77.3	16.587	76.0	17.078	117.9	54.989	12-	20.201	77.2	15.920	82.5	16.416	117.5	52.537
2-	21.006	77.1	16.020	82.7	16.557	117.9	53.583	13-	20.138	78.3	15.820	84.3	16.411	116.9	52.369
3-	20.428	76.8	16.482	78.1	16.902	118.1	53.812	14-	20.109	77.1	15.668	85.5	16.157	117.9	51.934
4-	20.507	76.8	15.926	84.1	16.512	118.1	52.945	15-	19.911	78.3	15.674	85.2	16.204	118.6	51.789
5-	20.438	77.1	15.932	84.9	16.505	119.4	52.875	16-	19.778	78.3	15.524	85.4	16.218	119.0	51.520
6-	20.474	77.5	15.973	84.1	16.678	117.9	53.125	17-	20.002	78.3	15.815	80.8	16.319	118.4	52.136
7-	20.917	77.1	16.125	82.2	16.571	117.1	53.613	18-	20.070	77.8	15.467	85.5	16.179	117.7	51.716
8-	20.500	76.9	15.987	83.2	16.532	117.3	53.019	19-	20.585	76.6	15.875	82.2	In		3:10.361 P
9-	20.384	76.2	15.895	83.5	16.632	117.1	52.911	20-	Out	77.0	16.190	84.9	16.332	118.6	58.135
10-	22.210	74.0	17.271	78.8	In		2:54.916 P	21-	20.121	79.0	15.602	82.7	16.120	118.6	51.843
11-	Out	76.7	16.178	78.9	16.477	117.7	57.631	22-	20.144	78.5	15.541	84.9	16.164	119.2	51.849
46	Ross WALKER										C Ross Walker Racing				
1-	21.157	75.0	16.948	71.7	17.480	116.7	55.585	14-	20.284	75.1	15.967	79.7	16.560	115.3	52.811
2-	21.753	74.7	16.452	74.2	17.004	116.9	55.209	15-	20.135	76.5	15.924	79.6	16.594	113.4	52.653
3-	21.000	73.7	16.529	71.2	17.042	117.1	54.571	16-	20.058	76.2	15.910	80.3	16.653	113.4	52.621
4-	21.032	75.8	16.351	77.3	16.846	114.9	54.229	17-	20.078	75.7	15.998	79.2	16.563	114.3	52.639
5-	20.699	76.1	16.318	76.3	16.826	115.5	53.843	18-	20.851	77.2	15.790	79.6	16.475	115.3	53.116
6-	20.298	76.4	16.076	76.9	16.506	119.2	52.880	19-	19.785	77.7	16.055	81.0	16.379	116.3	52.219
7-	20.700	75.8	16.222	78.2	16.544	115.1	53.466	20-	19.979	77.5	15.832	79.9	16.452	115.7	52.263
8-	20.190	76.6	16.152	77.1	16.698	114.5	53.040	21-	19.741	78.2	15.833	80.6	16.373	114.5	51.947
9-	21.343	72.5	16.727	73.5	17.115	115.1	55.185	22-	19.862	77.8	16.392	68.0	In		2:18.142 P
10-	20.199	76.9	16.270	77.1	16.553	117.9	53.022	23-	Out	75.3	16.296	79.3	16.779	113.6	59.843
11-	20.290	76.3	16.114	79.0	16.623	115.5	53.027	24-	20.025	76.5	16.056	80.8	16.597	114.1	52.678
12-	19.933	76.4	15.895	80.5	16.577	113.7	52.405	25-	19.986	77.0	15.907	81.8	16.548	114.7	52.441
13-	20.076	76.1	16.177	80.8	16.589	113.6	52.842	26-	19.763	77.8	15.839	80.5	16.449	115.9	52.051
50	Tim HASTINGS										C KRP/Bradley Smith Racing				
1-	20.881	77.2	15.907	73.8	16.720	120.9	53.508	15-	19.816	81.2	15.421	87.4	15.933	124.5	51.170
2-	20.430	77.9	15.790	83.0	16.025	125.0	52.245	16-	19.752	79.7	15.556	79.5	16.318	123.8	51.626
3-	20.021	79.6	15.382	85.9	15.935	123.4	51.338	17-	19.681	79.0	15.083	75.6	In		1:09.976 P
4-	20.000	79.5	15.191	85.7	15.794	124.7	50.985	18-	Out	63.4	16.820	81.3	16.864	121.6	1:02.767
5-	20.133	78.4	15.265	83.0	16.343	122.2	51.741	19-	19.855	79.5	15.088	85.9	16.373	122.2	51.316
6-	20.468	79.6	15.000	87.9	16.034	124.0	51.502	20-	19.877	78.6	14.950	88.1	15.960	123.1	50.787
7-	19.620	80.5	15.038	86.0	15.727	125.9	50.385	21-	20.021	78.4	15.181	85.2	16.189	122.2	51.391
8-	19.733	77.9	15.080	85.9	15.937	122.9	50.750	22-	19.640	78.0	15.085	77.9	16.179	122.9	50.904
9-	20.765	79.6	15.150	86.4	15.817	123.6	51.732	23-	19.729	80.2	14.911	88.6	15.881	122.7	50.521
10-	19.639	80.4	15.034	88.1	15.838	122.7	50.511	24-	19.525	81.4	14.937	87.6	16.011	121.6	50.473
11-	19.689	80.1	14.935	87.4	15.868	122.7	50.492	25-	19.570	79.5	14.703	87.6	15.942	122.7	50.215
12-	19.734	81.4	14.855	85.5	15.854	124.3	50.443	26-	19.658	80.5	14.839	87.0	15.925	122.9	50.422
13-	19.623	80.1	15.045	86.9	15.953	123.4	50.621	27-	19.631	79.5	14.980	86.0	15.816	123.6	50.427
14-	19.447	81.3	14.952	85.4	16.138	123.4	50.537	28-	19.525	81.3	15.080	88.8	15.803	123.6	50.408

Brands Hatch Indy
Circuit Length = 1.1986 miles
Start: 17:05 End: 17:31

Weather / Track : Cloudy / Dry

MCRCB BULLETIN TK023

2009 Relentless British 125GP Championship & ACU Academy Cup

QUALIFYING 1 - SECTOR ANALYSIS

52	Adam BLACKLOCK				C Repli-Cast UK				
1-	Out 69.0	16.775 79.6	17.396 111.3	1:01.234	12-	20.572 78.2	15.231 81.9	16.319 119.0	52.122
2-	21.925 77.9	15.678 84.7	16.417 119.8	54.020	13-	20.357 74.1	16.129 80.0	In	3:32.849 P
3-	20.451 76.8	15.163 87.4	16.132 116.3	51.746	14-	Out 76.1	15.524 86.2	16.312 118.1	58.462
4-	21.132 75.1	16.099 82.5	In	3:56.047 P	15-	20.028 79.4	15.309 85.9	16.614 116.7	51.951
5-	Out 75.3	15.478 85.4	16.457 118.1	58.074	16-	19.965 78.8	15.000 85.7	16.270 117.1	51.235
6-	20.087 77.5	15.469 84.6	16.283 118.4	51.839	17-	19.696 80.7	14.957 88.6	16.139 118.6	50.792
7-	20.265 79.9	15.341 80.8	16.368 120.9	51.974	18-	19.701 79.2	14.909 88.9	16.031 118.1	50.641
8-	19.754 80.1	14.905 87.6	16.520 119.2	51.179	19-	19.799 80.0	14.777 88.4	16.084 118.8	50.660
9-	19.943 77.1	15.218 89.1	16.080 120.3	51.241	20-	19.736 79.1	14.846 80.6	16.135 118.1	50.717
10-	19.694 78.8	15.519 83.8	16.374 120.7	51.587	21-	19.831 78.5	14.839 85.2	16.308 118.1	50.978
11-	20.604 68.3	21.447 75.2	17.106 115.1	59.157					
53	Corey LEWIS				C Corey Lewis Racing				
1-	Out 72.2	16.683 77.8	17.388 116.3	1:03.611	15-	20.115 78.2	15.335 83.9	16.464 117.5	51.914
2-	20.639 76.6	15.746 81.3	16.866 118.8	53.251	16-	20.272 77.6	15.626 80.3	16.828 118.4	52.726
3-	20.667 76.1	15.609 81.6	16.642 118.6	52.918	17-	20.037 78.4	15.595 78.1	16.336 119.2	51.968
4-	20.789 77.3	16.756 81.3	16.826 117.9	54.371	18-	19.730 79.1	15.360 83.8	16.152 120.5	51.242
5-	21.342 76.5	15.550 82.1	16.813 117.7	53.705	19-	20.035 80.0	15.211 81.9	16.434 119.2	51.680
6-	20.383 77.7	15.639 79.7	16.935 117.5	52.957	20-	19.748 79.6	15.111 83.3	16.303 118.8	51.162
7-	20.831 76.5	15.618 81.8	16.673 118.6	53.122	21-	19.673 78.3	15.467 81.0	16.302 120.1	51.442
8-	20.104 78.7	15.552 84.6	16.551 117.5	52.207	22-	19.756 79.8	15.118 85.7	16.192 120.7	51.066
9-	20.090 78.0	15.365 84.7	16.459 119.0	51.914	23-	19.968 80.5	15.156 84.9	16.166 120.9	51.290
10-	19.928 77.7	15.753 81.8	16.627 119.0	52.308	24-	19.761 79.1	15.488 74.1	16.719 119.0	51.968
11-	20.990 77.6	15.487 79.2	16.738 119.0	53.215	25-	19.794 78.3	15.197 83.2	16.295 118.4	51.286
12-	19.987 78.5	15.446 79.5	16.594 118.4	52.027	26-	20.401 75.1	16.454 74.1	17.446 116.9	54.301
13-	19.944 78.0	15.604 79.0	16.998 118.8	52.546	27-	19.932 78.8	19.135 76.5	17.289 110.9	56.356
14-	20.256 78.3	15.359 81.6	16.659 117.3	52.274	28-	19.910 78.1	15.249 82.2	16.539 116.1	51.698
61	Paul JORDAN				KRP/Bradley Smith Racing				
1-	20.700 76.7	15.703 78.9	16.784 119.8	53.187	14-	19.847 77.5	15.192 83.0	16.015 123.1	51.054
2-	20.237 77.8	15.849 82.5	16.135 122.0	52.221	15-	19.671 79.7	15.197 81.0	16.208 122.9	51.076
3-	20.054 79.0	15.443 83.2	16.412 121.8	51.909	16-	20.000 71.1	16.036 77.1	18.103 111.7	54.139
4-	19.841 78.2	15.354 85.9	16.026 122.0	51.221	17-	21.147 72.3	16.215 77.5	17.043 120.3	54.405
5-	19.606 79.2	15.083 84.9	15.957 123.1	50.646	18-	19.884 77.8	15.035 85.7	16.072 122.2	50.991
6-	19.788 77.8	15.004 86.5	15.926 122.0	50.718	19-	19.706 77.0	14.889 85.9	15.940 121.4	50.535
7-	19.813 78.9	14.881 87.2	16.026 122.2	50.720	20-	19.541 78.3	14.973 86.9	16.015 122.0	50.529
8-	19.848 70.4	15.642 87.0	15.883 124.3	51.373	21-	19.729 78.9	14.933 81.9	16.147 121.8	50.809
9-	20.710 76.4	15.236 82.4	In	1:59.020 P	22-	21.633 58.9	19.220 74.6	18.941 96.8	59.794
10-	Out 61.5	18.373 72.7	19.065 97.1	1:08.390	23-	22.680 77.0	15.553 80.9	16.139 123.6	54.372
11-	22.249 69.5	19.191 59.6	20.583 94.7	1:02.023	24-	19.733 79.1	15.829 76.6	16.785 122.9	52.347
12-	23.186 56.3	16.884 84.6	15.902 124.3	55.972	25-	19.604 79.2	14.973 84.6	15.694 125.7	50.271
13-	19.842 78.3	15.137 82.1	16.385 122.2	51.364	26-	20.013 80.4	14.972 80.9	15.961 124.5	50.946
66	Tom HAYWARD				KRP/Daniel Hayward Racing				
1-	21.096 78.1	16.013 77.7	16.662 121.6	53.771	5-	19.672 80.4	15.174 82.5	16.236 122.0	51.082
2-	20.728 78.9	16.009 78.2	16.903 119.6	53.640	6-	19.595 80.0	15.196 82.5	16.201 121.1	50.992
3-	20.022 80.1	15.366 78.9	16.414 122.7	51.802	7-	19.506 80.1	In	In	1:43.932 P
4-	19.797 80.3	15.194 82.4	16.248 122.2	51.239					
69	Joshua HARLAND				C				
1-	21.897 75.6	16.642 74.6	17.050 115.1	55.589	9-	20.499 77.2	15.955 77.0	16.568 114.3	53.022
2-	20.746 77.3	16.133 78.5	16.917 115.7	53.796	10-	20.057 77.5	15.718 77.8	16.743 111.1	52.518
3-	20.528 78.0	16.069 79.6	16.620 116.3	53.217	11-	20.433 76.5	15.769 80.5	16.566 111.1	52.768
4-	20.383 78.1	15.796 80.5	16.507 115.9	52.686	12-	20.376 77.0	15.580 82.8	16.464 111.8	52.420
5-	20.291 77.8	15.787 78.9	16.682 113.2	52.760	13-	20.174 77.2	15.628 82.8	16.524 110.7	52.326
6-	20.409 78.0	15.679 81.0	16.642 112.4	52.730	14-	19.925 78.2	15.680 83.0	16.584 110.4	52.189
7-	20.287 77.9	16.085 77.5	In	5:53.146 P	15-	20.172 78.1	15.728 81.5	16.850 108.2	52.750
8-	Out 76.9	16.184 74.2	17.005 115.1	57.757					
72	Connor BEHAN				SP125/Express Forklifts				
1-	Out 71.7	16.803 76.5	17.229 114.3	1:01.471					

Brands Hatch Indy
Circuit Length = 1.1986 miles
Start: 17:05 End: 17:31

Weather / Track : Cloudy / Dry

MCRCB BULLETIN TK023

2009 Relentless British 125GP Championship & ACU Academy Cup

QUALIFYING 1 - SECTOR ANALYSIS

77 Taylor MACKENZIE		C MMCG Motorpoint													
1-	22.758	75.1	17.349	73.7	17.561	119.8	57.668	15-	20.864	76.0	15.655	81.3	16.471	118.4	52.990
2-	21.530	75.7	16.094	76.7	16.857	120.7	54.481	16-	23.210	73.5	16.106	79.5	16.496	121.1	55.812
3-	21.446	75.5	16.204	76.7	17.066	119.0	54.716	17-	20.371	78.1	15.556	77.5	16.536	120.1	52.463
4-	21.018	76.1	15.996	75.4	16.692	120.5	53.706	18-	20.298	78.3	15.764	75.3	17.051	114.9	53.113
5-	20.704	76.5	15.641	80.0	16.483	121.1	52.828	19-	20.415	78.3	15.613	80.9	16.470	118.1	52.498
6-	20.892	77.6	15.718	80.3	16.700	120.3	53.310	20-	20.474	78.3	15.442	81.6	16.412	119.8	52.328
7-	20.749	77.1	15.809	79.3	16.562	120.7	53.120	21-	20.195	77.0	15.372	82.4	16.429	120.1	51.996
8-	20.665	77.3	15.565	80.8	16.523	120.5	52.753	22-	20.301	77.8	15.360	82.2	16.569	115.7	52.230
9-	20.941	76.8	15.736	80.5	16.694	120.7	53.371	23-	20.419	77.1	15.389	81.5	16.525	117.5	52.333
10-	20.863	77.7	15.643	80.3	16.872	119.8	53.378	24-	20.337	78.2	15.496	78.1	16.455	119.6	52.288
11-	20.358	78.7	15.534	80.6	16.311	122.2	52.203	25-	20.292	78.0	15.347	80.8	16.349	120.7	51.988
12-	20.673	78.2	15.538	79.0	16.858	119.6	53.069	26-	20.089	78.1	15.766	81.8	17.139	112.2	52.994
13-	20.883	77.7	15.827	80.3	16.397	122.0	53.107	27-	21.214	76.2	16.027	73.1	16.640	119.2	53.881
14-	20.465	77.4	15.773	81.2	16.423	120.7	52.661								
86 Luke HARVEY		RV Racing													
1-	21.225	75.9	16.809	73.1	17.270	118.8	55.304	12-	20.491	76.5	15.908	80.3	16.748	117.1	53.147
2-	21.220	77.0	16.481	75.2	17.010	114.3	54.711	13-	20.386	77.2	16.039	79.5	18.361	114.9	54.786
3-	22.027	75.3	16.349	75.7	17.087	117.7	55.463	14-	20.767	77.0	15.911	81.3	16.748	117.5	53.426
4-	20.668	77.0	16.330	75.6	16.999	117.7	53.997	15-	20.197	77.6	15.810	81.2	16.904	116.9	52.911
5-	20.723	76.5	16.272	77.7	16.941	115.5	53.936	16-	20.172	77.9	15.968	79.3	16.859	117.3	52.999
6-	20.898	77.2	16.153	74.8	16.859	119.0	53.910	17-	20.316	78.2	15.815	83.2	16.776	117.5	52.907
7-	20.295	77.6	16.311	76.3	16.813	117.7	53.419	18-	20.290	77.9	16.221	71.5	16.872	119.4	53.383
8-	20.509	77.3	16.116	78.8	16.807	117.1	53.432	19-	20.515	76.9	15.970	82.2	16.434	119.0	52.919
9-	20.596	76.5	16.032	78.6	16.879	116.7	53.507	20-	20.894	72.8	15.912	78.9	16.425	119.6	53.231
10-	22.352	53.9	19.808	61.5	In		5:07.936 P	21-	20.183	78.7	15.790	79.7	16.501	117.7	52.474
11-	Out	73.0	16.686	76.1	16.943	115.9	1:00.704	22-	20.142	77.1	15.676	83.9	16.383	118.6	52.201
87 Lee COSTELLO		Vent-Axia/www.sp125racing.com													
1-	Out	68.2	17.412	74.9	18.510	100.8	1:05.003	13-	20.051	77.3	15.656	83.3	15.940	122.5	51.647
2-	22.423	69.9	17.156	77.0	17.769	105.8	57.348	14-	19.704	78.3	15.227	86.7	15.994	120.7	50.925
3-	21.742	70.9	16.932	78.2	17.490	108.1	56.164	15-	19.644	78.6	15.515	83.3	16.073	119.2	51.232
4-	21.677	73.1	16.478	79.5	17.329	108.2	55.484	16-	19.656	78.1	15.746	77.8	16.923	117.1	52.325
5-	21.794	70.9	16.426	79.7	17.390	108.2	55.610	17-	19.739	77.3	15.164	84.6	In		2:38.501 P
6-	21.561	73.0	16.424	80.2	16.912	114.3	54.897	18-	Out	75.7	16.558	81.2	16.773	116.7	1:01.184
7-	20.768	76.3	15.794	83.5	16.621	115.5	53.183	19-	19.517	79.3	15.262	85.5	16.249	118.6	51.028
8-	20.508	76.2	15.867	81.2	16.789	116.7	53.164	20-	19.386	79.5	15.210	86.4	16.190	118.8	50.786
9-	20.277	77.3	15.560	83.6	16.522	116.9	52.359	21-	19.442	80.3	15.307	83.9	16.115	121.1	50.864
10-	20.285	75.9	15.833	85.4	16.356	116.7	52.474	22-	19.687	76.6	16.272	77.8	16.282	119.2	52.241
11-	19.744	78.5	15.480	84.9	16.229	120.1	51.453	23-	19.854	78.1	15.083	87.7	15.893	120.1	50.830
12-	19.604	79.0	15.832	85.5	16.245	120.1	51.681	24-	19.534	80.3	15.105	80.9	16.146	119.4	50.785
91 Ian STANFORD		Stanford Racing													
1-	Out	70.5	17.231	72.0	17.673	115.9	1:06.722	7-	21.339	74.4	16.104	79.7	17.108	116.9	54.551
2-	21.523	76.7	16.467	77.5	17.342	116.1	55.332	8-	21.458	74.8	16.702	76.0	In		2:49.918 P
3-	21.369	75.2	16.506	74.8	17.070	116.5	54.945	9-	Out	71.8	17.343	73.5	17.378	116.1	1:01.653
4-	21.216	76.7	16.142	79.0	17.060	116.3	54.418	10-	22.195	72.8	16.843	73.6	17.267	116.9	56.305
5-	20.884	76.0	16.044	79.0	16.944	115.3	53.872	11-	21.608	70.5	18.278	63.0	In		2:34.999 P
6-	21.250	73.3	16.211	78.9	17.428	115.9	54.889	12-	Out	71.8	17.265	76.3	17.126	116.7	59.782
96 Ryan SAXELBY		KRP/Bradley Smith Racing													
1-	20.852	78.3	15.908	79.9	16.363	123.4	53.123	12-	20.261	78.8	15.805	82.4	16.282	120.7	52.348
2-	20.739	78.2	15.609	81.5	16.363	121.8	52.711	13-	20.361	78.6	15.253	83.6	16.317	121.1	51.931
3-	21.471	78.3	15.471	81.2	16.479	122.2	53.421	14-	19.985	78.3	15.408	81.2	16.037	123.1	51.430
4-	20.617	74.7	16.051	78.9	16.263	122.2	52.931	15-	19.997	79.1	15.263	79.2	16.161	122.7	51.421
5-	20.333	78.1	15.408	82.7	16.269	121.6	52.010	16-	20.113	80.4	15.047	83.9	16.100	122.9	51.260
6-	20.258	78.7	16.616	80.2	16.888	121.1	53.762	17-	19.897	79.6	15.216	82.4	16.157	121.6	51.270
7-	21.151	76.4	16.166	77.4	In		2:57.779 P	18-	20.218	79.3	15.617	82.5	16.108	122.2	51.943
8-	Out	78.9	15.607	79.6	16.314	122.0	57.188	19-	19.925	78.8	15.062	84.1	16.030	124.0	51.017
9-	20.579	78.7	15.459	81.2	16.202	126.7	52.240	20-	20.077	81.2	15.219	85.4	16.026	123.8	51.322
10-	20.282	80.1	15.667	81.2	16.561	122.0	52.510	21-	19.787	80.1	15.634	73.5	16.303	122.2	51.724
11-	20.406	77.4	15.384	81.9	15.993	124.0	51.783								

Brands Hatch Indy
Circuit Length = 1.1986 miles
Start: 17:05 End: 17:31

Weather / Track : Cloudy / Dry

MCRCB BULLETIN TK023

**2009 Relentless British 125GP Championship & ACU Academy Cup
QUALIFYING 1 - SECTOR ANALYSIS**

99	Kasey WYATT						C Repli-Cast UK								
1 -	23.215	72.6	17.445	72.6	17.753	117.5	58.413	11 -	25.267	75.0	16.530	76.1	17.111	119.0	58.908
2 -	22.374	75.4	16.832	74.2	17.378	117.7	56.584	12 -	21.438	76.3	16.467	76.5	17.287	118.6	55.192
3 -	24.696	49.4	21.977	64.1	In		4:35.345 P	13 -	21.597	76.4	16.518	73.8	18.128	106.4	56.243
4 -	Out	62.4	18.962	65.2	18.779	112.2	1:05.827	14 -	21.804	72.0	16.545	75.2	In		2:12.636 P
5 -	23.588	66.7	17.596	69.1	17.512	119.0	58.696	15 -	Out	63.7	22.451	55.7	18.296	115.9	1:09.544
6 -	22.085	74.8	17.212	74.4	17.415	116.7	56.712	16 -	22.108	71.3	16.910	75.3	17.643	116.7	56.661
7 -	21.943	75.3	16.860	74.6	17.454	117.1	56.257	17 -	21.588	75.6	16.540	74.2	17.073	118.6	55.201
8 -	21.844	75.3	16.751	75.1	17.188	118.6	55.783	18 -	21.320	<i>77.0</i>	<i>16.259</i>	<i>76.6</i>	17.149	<i>119.4</i>	54.728
9 -	21.673	76.0	16.483	<i>76.6</i>	17.365	117.9	55.521	19 -	21.154	76.6	16.491	75.1	<i>17.038</i>	118.8	54.683
10 -	21.801	74.5	16.638	75.4	17.629	115.3	56.068	20 -	<i>21.058</i>	76.9	16.262	76.2	17.039	117.3	54.359

MCRCB BULLETIN TK024

2009 Relentless British 125GP Championship & ACU Academy Cup

QUALIFYING 1 - SPEED TRAPS

SECTOR 1				SECTOR 2			FINISH LINE		
POS	NO	NAME	MPH	NO	NAME	MPH	NO	NAME	MPH
1	6	Martin GLOSSOP	82.2	52	Adam BLACKLOCK	90.6	6	Martin GLOSSOP	126.6
2	23	Harry STAFFORD	81.7	4	Philip WAKEFIELD	89.7	96	Ryan SAXELBY	126.1
3	7	Deane BROWN	81.6	23	Harry STAFFORD	88.8	50	Tim HASTINGS	125.9
4	50	Tim HASTINGS	81.4	50	Tim HASTINGS	88.8	61	Paul JORDAN	125.7
5	13	Rob GUIVER	81.2	87	Lee COSTELLO	87.7	7	Deane BROWN	124.5
6	96	Ryan SAXELBY	81.2	61	Paul JORDAN	87.2	13	Rob GUIVER	124.5
7	29	James LODGE	81.1	7	Deane BROWN	86.9	29	James LODGE	124.0
8	52	Adam BLACKLOCK	80.7	12	Edward RENDELL	86.5	10	Peter SUTHERLAND	123.1
9	10	Peter SUTHERLAND	80.6	28	Jon VINCENT	86.5	16	Shaun HORSMAN	122.9
10	53	Corey LEWIS	80.5	6	Martin GLOSSOP	86.4	66	Tom HAYWARD	122.7
11	61	Paul JORDAN	80.4	22	Matthew PAULO	86.4	87	Lee COSTELLO	122.5
12	66	Tom HAYWARD	80.4	29	James LODGE	86.4	27	Catherine GREEN	122.2
13	87	Lee COSTELLO	80.3	41	Shaun WINFIELD	85.9	77	Taylor MACKENZIE	122.2
14	27	Catherine GREEN	79.3	53	Corey LEWIS	85.7	23	Harry STAFFORD	120.9
15	19	Michael HILL	79.1	96	Ryan SAXELBY	85.4	52	Adam BLACKLOCK	120.9
16	16	Shaun HORSMAN	79.0	13	Rob GUIVER	85.1	53	Corey LEWIS	120.9
17	41	Shaun WINFIELD	79.0	19	Michael HILL	84.9	12	Edward RENDELL	120.5
18	77	Taylor MACKENZIE	78.7	16	Shaun HORSMAN	84.6	26	Nicole McALEER	120.3
19	86	Luke HARVEY	78.7	27	Catherine GREEN	84.1	19	Michael HILL	119.6
20	5	Tomas DOUGHTY	78.5	21	Tom STANFORD	83.9	86	Luke HARVEY	119.6
21	26	Nicole McALEER	78.5	24	Ben BARRETT	83.9	41	Shaun WINFIELD	119.4
22	28	Jon VINCENT	78.2	86	Luke HARVEY	83.9	99	Kasey WYATT	119.4
23	46	Ross WALKER	78.2	2	Robbie STEWART	83.6	2	Robbie STEWART	119.2
24	69	Joshua HARLAND	78.2	69	Joshua HARLAND	83.0	22	Matthew PAULO	119.2
25	24	Ben BARRETT	78.0	66	Tom HAYWARD	82.5	46	Ross WALKER	119.2
26	4	Philip WAKEFIELD	77.9	77	Taylor MACKENZIE	82.4	28	Jon VINCENT	119.0
27	12	Edward RENDELL	77.8	10	Peter SUTHERLAND	82.2	24	Ben BARRETT	118.4
28	22	Matthew PAULO	77.3	5	Tomas DOUGHTY	81.9	5	Tomas DOUGHTY	117.3
29	11	Tom WEEDEN	77.0	46	Ross WALKER	81.8	33	Dan MORETON	117.1
30	99	Kasey WYATT	77.0	11	Tom WEEDEN	80.8	91	Ian STANFORD	116.9
31	17	John McPHEE	76.9	26	Nicole McALEER	80.0	69	Joshua HARLAND	116.3
32	33	Dan MORETON	76.5	9	Niall CAMPBELL	79.9	4	Philip WAKEFIELD	115.9
33	91	Ian STANFORD	76.1	91	Ian STANFORD	79.7	11	Tom WEEDEN	115.5
34	2	Robbie STEWART	75.8	33	Dan MORETON	79.2	9	Niall CAMPBELL	114.5
35	21	Tom STANFORD	75.5	17	John McPHEE	77.1	21	Tom STANFORD	114.5
36	9	Niall CAMPBELL	75.2	99	Kasey WYATT	76.6	72	Connor BEHAN	114.3
37	72	Connor BEHAN	71.7	72	Connor BEHAN	76.5	17	John McPHEE	111.7

Weather / Track : Cloudy / Dry

www.tsl-timing.com

Brands Hatch Indy
Circuit Length = 1.1986 miles
Start: 17:05 End: 17:31

Printed - 17.32 Saturday, 11 April 2009

MCRCB BULLETIN TK025

2009 Relentless British 125GP Championship & ACU Academy Cup

QUALIFYING 1 - BEST SECTOR TIMES

SECTOR 1			SECTOR 2			SECTOR 3			IDEAL / BEST COMPARISON							
POS	NO	NAME	TIME	NO	NAME	TIME	NO	NAME	TIME	POS	NO	NAME	IDEAL	BEST	DIFF	
1	6	GLOSSOP	19.226	50	HASTINGS	14.703	61	JORDAN	15.694	1	6	GLOSSOP	49.677	49.926	0.249	
2	7	BROWN	19.343	6	GLOSSOP	14.736	6	GLOSSOP	15.715	2	50	HASTINGS	49.877	50.215	0.338	
3	29	LODGE	19.345	52	BLACKLOCK	14.777	29	LODGE	15.723	3	7	BROWN	49.996	50.243	0.247	
4	13	GUIVER	19.364	23	STAFFORD	14.790	50	HASTINGS	15.727	4	13	GUIVER	50.032	50.222	0.190	
5	87	COSTELLO	19.386	7	BROWN	14.816	13	GUIVER	15.801	5	29	LODGE	50.053	50.147	0.094	
6	50	HASTINGS	19.447	13	GUIVER	14.867	7	BROWN	15.837	6	61	JORDAN	50.116	50.271	0.155	
7	66	HAYWARD	19.506	61	JORDAN	14.881	87	COSTELLO	15.893	7	87	COSTELLO	50.362	50.785	0.423	
8	23	STAFFORD	19.541	29	LODGE	14.985	96	SAXELBY	15.993	8	23	STAFFORD	50.379	50.419	0.040	
9	61	JORDAN	19.541	96	SAXELBY	15.047	52	BLACKLOCK	16.031	9	52	BLACKLOCK	50.502	50.641	0.139	
10	16	HORSMAN	19.665	4	WAKEFIELD	15.050	23	STAFFORD	16.048	10	96	SAXELBY	50.827	51.017	0.190	
11	53	LEWIS	19.673	28	VINCENT	15.073	16	HORSMAN	16.117	11	66	HAYWARD	50.881	50.992	0.111	
12	52	BLACKLOCK	19.694	87	COSTELLO	15.083	41	WINFIELD	16.120	12	28	VINCENT	50.932	51.084	0.152	
13	28	VINCENT	19.724	53	LEWIS	15.111	28	VINCENT	16.135	13	53	LEWIS	50.936	51.066	0.130	
14	46	WALKER	19.741	66	HAYWARD	15.174	53	LEWIS	16.152	14	16	HORSMAN	50.988	51.252	0.264	
15	41	WINFIELD	19.778	16	HORSMAN	15.206	66	HAYWARD	16.201	15	10	SUTHERLAND	51.345	51.479	0.134	
16	4	WAKEFIELD	19.780	10	SUTHERLAND	15.218	27	GREEN	16.247	16	41	WINFIELD	51.365	51.520	0.155	
17	96	SAXELBY	19.787	12	RENDELL	15.234	10	SUTHERLAND	16.252	17	4	WAKEFIELD	51.399	51.531	0.132	
18	10	SUTHERLAND	19.875	19	HILL	15.272	5	DOUGHTY	16.299	18	12	RENDELL	51.473	51.595	0.122	
19	12	RENDELL	19.905	22	PAULO	15.277	77	MACKENZIE	16.311	19	27	GREEN	51.559	51.620	0.061	
20	69	HARLAND	19.925	27	GREEN	15.294	12	RENDELL	16.334	20	19	HILL	51.732	51.810	0.078	
21	5	DOUGHTY	19.952	77	MACKENZIE	15.347	46	WALKER	16.373	21	77	MACKENZIE	51.747	51.988	0.241	
22	19	HILL	20.007	41	WINFIELD	15.467	86	HARVEY	16.383	22	5	DOUGHTY	51.802	52.024	0.222	
23	27	GREEN	20.018	5	DOUGHTY	15.551	19	HILL	16.453	23	46	WALKER	51.904	51.947	0.043	
24	77	MACKENZIE	20.089	69	HARLAND	15.580	69	HARLAND	16.464	24	69	HARLAND	51.969	52.189	0.220	
25	86	HARVEY	20.142	21	STANFORD	15.640	26	McALEER	16.513	25	86	HARVEY	52.201	52.201	0.000	
26	26	McALEER	20.303	26	McALEER	15.647	22	PAULO	16.520	26	22	PAULO	52.290	52.290	0.000	
27	17	McPHEE	20.350	86	HARVEY	15.676	4	WAKEFIELD	16.569	27	26	McALEER	52.463	52.651	0.188	
28	21	STANFORD	20.478	2	STEWART	15.710	24	BARRETT	16.604	28	21	STANFORD	53.029	53.029	0.000	
29	22	PAULO	20.493	24	BARRETT	15.741	11	WEEDEN	16.814	29	24	BARRETT	53.057	53.173	0.116	
30	24	BARRETT	20.712	46	WALKER	15.790	2	STEWART	16.825	30	17	McPHEE	53.144	53.225	0.081	
31	11	WEEDEN	20.762	17	McPHEE	15.893	17	McPHEE	16.901	31	11	WEEDEN	53.502	53.657	0.155	
32	91	STANFORD	20.884	11	WEEDEN	15.926	9	CAMPBELL	16.906	32	2	STEWART	53.714	53.714	0.000	
33	99	WYATT	21.058	91	STANFORD	16.044	21	STANFORD	16.911	33	91	STANFORD	53.872	53.872	0.000	
34	9	CAMPBELL	21.074	9	CAMPBELL	16.061	91	STANFORD	16.944	34	9	CAMPBELL	54.041	54.096	0.055	
35	2	STEWART	21.179	99	WYATT	16.259	99	WYATT	17.038	35	99	WYATT	54.355	54.359	0.004	
36	33	MORETON	21.292	33	MORETON	16.341	72	BEHAN	17.229	36	33	MORETON	55.044	55.044	0.000	
37	72	BEHAN		72	BEHAN	16.803	33	MORETON	17.411	37	72	BEHAN		1:01.471	0.000	
													Perfect Lap	49.623		

Brands Hatch Indy
Circuit Length = 1.1986 miles
Start: 17:05 End: 17:31

Weather / Track : Cloudy / Dry

www.tsl-timing.com

Printed - 17.33 Saturday, 11 April 2009

MCRCB BULLETIN TK048

2009 Relentless British 125GP Championship & ACU Academy Cup

QUALIFYING 2 - COMBINED CLASSIFICATION

POS	NO	CL	NAME	ENTRY	FIRST		SECOND		GAP	DIFF
					TIME	LAPS	TIME	LAPS		
1	6		Martin GLOSSOP	Seel - KRP/Bradley Smith Racing	49.926	25	51.629	2		
2	66		Tom HAYWARD	Honda - KRP/Daniel Hayward Racing	50.992	7	50.039	18	0.113	0.113
3	16		Shaun HORSMAN	Honda - Symity I.T North	51.252	14	50.088	22	0.162	0.049
4	61		Paul JORDAN	Honda - KRP/Bradley Smith Racing	50.271	26	50.126	20	0.200	0.038
5	50	C	Tim HASTINGS	Honda - KRP/Bradley Smith Racing	50.215	28	50.144	15	0.218	0.018
6	29		James LODGE	Honda - KRP/Earnshaws Motorcycles	50.147	28	50.489	12	0.221	0.003
7	13		Rob GUIVER	Honda - SP125/RG Racing	50.222	26	50.283	21	0.296	0.075
8	7	C	Deane BROWN	Honda - Colin Appleyard / Macadam Racing	50.243	26	50.754	15	0.317	0.021
9	23	C	Harry STAFFORD	Honda - RCS/BTB	50.419	21	50.257	19	0.331	0.014
10	96		Ryan SAXELBY	Honda - KRP/Bradley Smith Racing	51.017	21	50.330	19	0.404	0.073
11	87		Lee COSTELLO	Honda - Vent-Axia/www.sp125racing.com	50.785	24	50.439	15	0.513	0.109
12	72		Connor BEHAN	Honda - SP125/Express Forklifts	1:01.471	1	50.468	19	0.542	0.029
13	52	C	Adam BLACKLOCK	Honda - Repli-Cast UK	50.641	21	50.548	20	0.622	0.080
14	28		Jon VINCENT	Honda - Molly/GRF Heavy Transport	51.084	28	50.748	21	0.822	0.200
15	2		Robbie STEWART	Honda - Repli-Cast UK	53.714	1	50.924	14	0.998	0.176
16	4		Philip WAKEFIELD	Honda - PWR/Sandbach Scrap Metal	51.531	25	50.964	21	1.038	0.040
17	53	C	Corey LEWIS	Honda - Corey Lewis Racing	51.066	28	51.028	20	1.102	0.064
18	77	C	Taylor MACKENZIE	Honda - MMCG Motorpoint	51.988	27	51.219	22	1.293	0.191
19	33		Dan MORETON	Honda - DM Racing/Astech Moto-Tune	55.044	2	51.220	13	1.294	0.001
20	69	C	Joshua HARLAND	Honda -	52.189	15	51.288	19	1.362	0.068
21	27		Catherine GREEN	Honda - www.cgracing27.co.uk	51.620	25	51.347	22	1.421	0.059
22	19		Michael HILL	Honda - TABOO Motorsport	51.810	10	51.467	19	1.541	0.120
23	10	C	Peter SUTHERLAND	Aprillia - Kinpac Racing	51.479	20	51.601	21	1.553	0.012
24	41	C	Shaun WINFIELD	Honda - TAG Triumph	51.520	22	51.841	18	1.594	0.041
25	12		Edward RENDELL	Honda - Team Aztec GP	51.595	25	51.646	21	1.669	0.075
26	17	C	John McPHEE	Honda - McPhee Racing	53.225	22	51.926	22	2.000	0.331
27	46	C	Ross WALKER	Honda - Ross Walker Racing	51.947	26	52.152	22	2.021	0.021
28	5	C	Tomas DOUGHTY	Honda - TopGear Racing	52.024	27	52.388	20	2.098	0.077
29	86		Luke HARVEY	Honda - RV Racing	52.201	22	52.562	14	2.275	0.177
30	22	C	Matthew PAULO	Honda - Paulo Racing	52.290	23	52.342	21	2.364	0.089
31	26	C	Nicole McALEER	Honda - Megabikes.ie	52.651	24	53.100	20	2.725	0.361
32	24		Ben BARRETT	Honda - SP125Racing/Lowerdale Autos	53.173	25	52.748	17	2.822	0.097
33	9	C	Niall CAMPBELL	Honda - Kinpac Racing	54.096	9	52.924	17	2.998	0.176
34	21		Tom STANFORD	Honda - Stanford Racing	53.029	24	52.987	20	3.061	0.063
35	11	C	Tom WEEDEN	Honda - TABOO Motorsport Junior Team	53.657	25	53.432	18	3.506	0.445
36	91		Ian STANFORD	Honda - Stanford Racing	53.872	12	54.537	13	3.946	0.440
37	99	C	Kasey WYATT	Honda - Repli-Cast UK	54.359	20		0	4.433	0.487

QUALIFICATION MAXIMA (110% of 49.926) = 54.918

Weather / Track : Cloudy / Dry

These results are provisional until the conclusion of any judicial and technical matters.

Brands Hatch Indy
Circuit Length = 1.1986 miles
Start: 13:10 End: 13:31

Race Director :	Stewards :	Timekeeper :

MCRCB BULLETIN TK049

2009 Relentless British 125GP Championship & ACU Academy Cup QUALIFYING 2 - CLASSIFICATION

POS	NO	CL	NAME	ENTRY	TIME	ON	LAPS	GAP	DIFF	MPH
1	66		Tom HAYWARD	Honda - KRP/Daniel Hayward Racing	50.039	18	18			86.23
2	16		Shaun HORSMAN	Honda - Symitry I.T North	50.088	22	22	0.049	0.049	86.14
3	61		Paul JORDAN	Honda - KRP/Bradley Smith Racing	50.126	12	20	0.087	0.038	86.08
4	50	C	Tim HASTINGS	Honda - KRP/Bradley Smith Racing	50.144	9	15	0.105	0.018	86.05
5	23	C	Harry STAFFORD	Honda - RCS/BTB	50.257	10	19	0.218	0.113	85.85
6	13		Rob GUIVER	Honda - SP125/RG Racing	50.283	14	21	0.244	0.026	85.81
7	96		Ryan SAXELBY	Honda - KRP/Bradley Smith Racing	50.330	19	19	0.291	0.047	85.73
8	87		Lee COSTELLO	Honda - Vent-Axia/www.sp125racing.com	50.439	8	15	0.400	0.109	85.54
9	72		Connor BEHAN	Honda - SP125/Express Forklifts	50.468	19	19	0.429	0.029	85.50
10	29		James LODGE	Honda - KRP/Earnshaws Motorcycles	50.489	7	12	0.450	0.021	85.46
11	52	C	Adam BLACKLOCK	Honda - Repli-Cast UK	50.548	7	20	0.509	0.059	85.36
12	28		Jon VINCENT	Honda - Molly/GRF Heavy Transport	50.748	20	21	0.709	0.200	85.02
13	7	C	Deane BROWN	Honda - Colin Appleyard / Macadam Racing	50.754	12	15	0.715	0.006	85.01
14	2		Robbie STEWART	Honda - Repli-Cast UK	50.924	13	14	0.885	0.170	84.73
15	4		Philip WAKEFIELD	Honda - PWR/Sandbach Scrap Metal	50.964	21	21	0.925	0.040	84.66
16	53	C	Corey LEWIS	Honda - Corey Lewis Racing	51.028	20	20	0.989	0.064	84.56
17	77	C	Taylor MACKENZIE	Honda - MMCG Motorpoint	51.219	22	22	1.180	0.191	84.24
18	33		Dan MORETON	Honda - DM Racing/Astech Moto-Tune	51.220	10	13	1.181	0.001	84.24
19	69	C	Joshua HARLAND	Honda -	51.288	19	19	1.249	0.068	84.13
20	27		Catherine GREEN	Honda - www.cgracing27.co.uk	51.347	21	22	1.308	0.059	84.03
21	19		Michael HILL	Honda - TABOO Motorsport	51.467	6	19	1.428	0.120	83.84
22	10	C	Peter SUTHERLAND	Aprillia - Kinpac Racing	51.601	7	21	1.562	0.134	83.62
23	6		Martin GLOSSOP	Seel - KRP/Bradley Smith Racing	51.629	2	2	1.590	0.028	83.57
24	12		Edward RENDELL	Honda - Team Aztec GP	51.646	10	21	1.607	0.017	83.55
25	41	C	Shaun WINFIELD	Honda - TAG Triumph	51.841	14	18	1.802	0.195	83.23
26	17	C	John McPHEE	Honda - McPhee Racing	51.926	22	22	1.887	0.085	83.09
27	46	C	Ross WALKER	Honda - Ross Walker Racing	52.152	16	22	2.113	0.226	82.73
28	22	C	Matthew PAULO	Honda - Paulo Racing	52.342	21	21	2.303	0.190	82.43
29	5	C	Tomas DOUGHTY	Honda - TopGear Racing	52.388	12	20	2.349	0.046	82.36
30	86		Luke HARVEY	Honda - RV Racing	52.562	13	14	2.523	0.174	82.09
31	24		Ben BARRETT	Honda - SP125Racing/Lowerdale Autos	52.748	13	17	2.709	0.186	81.80
32	9	C	Niall CAMPBELL	Honda - Kinpac Racing	52.924	8	17	2.885	0.176	81.53
33	21		Tom STANFORD	Honda - Stanford Racing	52.987	12	20	2.948	0.063	81.43
34	26	C	Nicole McALEER	Honda - Megabikes.ie	53.100	18	20	3.061	0.113	81.26
35	11	C	Tom WEEDEN	Honda - TABOO Motorsport Junior Team	53.432	17	18	3.393	0.332	80.75
36	91		Ian STANFORD	Honda - Stanford Racing	54.537	4	13	4.498	1.105	79.12
37	99	C	Kasey WYATT	Honda - Repli-Cast UK		0	0			

Weather / Track : Cloudy / Dry

These results are provisional until the conclusion of any judicial and technical matters.

Brands Hatch Indy
Circuit Length = 1.1986 miles
Start: 13:10 End: 13:31

Race Director :	Stewards :	Timekeeper :

MCRCB BULLETIN TK050

2009 Relentless British 125GP Championship & ACU Academy Cup

QUALIFYING 2 - SECTOR ANALYSIS

2	Robbie STEWART					Repli-Cast UK									
1-	23.996	68.4	16.748	78.1	18.994	102.9	59.738	8-	20.920	<i>78.8</i>	14.076	87.6	16.338	120.5	51.334
2-	23.159	68.9	15.580	79.5	17.533	113.7	56.272	9-	21.863	73.3	14.855	83.5	In		7:46.110 P
3-	22.915	73.5	15.865	75.2	17.055	120.3	55.835	10-	Out	70.6	15.247	81.8	16.952	117.1	1:03.682
4-	21.932	77.1	14.860	81.2	16.639	121.4	53.431	11-	21.432	77.8	14.322	85.4	16.407	119.6	52.161
5-	21.434	77.6	14.306	84.7	17.018	119.8	52.758	12-	22.547	70.9	16.064	84.1	16.463	118.6	55.074
6-	21.285	77.5	14.210	85.7	16.191	<i>121.6</i>	51.686	13-	<i>20.729</i>	78.5	14.094	<i>88.6</i>	<i>16.101</i>	119.4	50.924
7-	20.935	78.1	<i>14.039</i>	87.4	16.321	120.3	51.295	14-	21.514	74.9	18.171	60.0	18.188	115.1	57.873
4	Philip WAKEFIELD					PWR/Sandbach Scrap Metal									
1-	Out	66.6	16.407	74.7	19.023	99.6	1:07.846	12-	20.777	78.0	<i>13.906</i>	88.6	16.524	113.2	51.207
2-	23.479	71.7	15.484	77.5	17.482	112.0	56.445	13-	21.553	75.6	14.836	78.8	In		2:00.488 P
3-	22.056	75.5	14.736	81.2	17.074	112.4	53.866	14-	Out	46.8	18.070	79.6	17.224	112.8	1:03.427
4-	21.534	76.7	14.538	82.5	16.678	113.9	52.750	15-	21.444	76.8	14.709	78.1	16.967	113.4	53.120
5-	21.100	77.1	14.533	79.7	16.816	113.4	52.449	16-	22.708	65.8	14.850	83.9	16.661	114.7	54.219
6-	21.693	70.6	14.397	86.2	16.388	114.5	52.478	17-	21.566	75.5	14.128	87.9	16.627	113.2	52.321
7-	20.936	<i>78.3</i>	14.031	88.1	16.463	114.1	51.430	18-	20.943	78.0	14.059	87.0	16.443	114.1	51.445
8-	20.915	77.7	13.959	88.1	<i>16.241</i>	114.9	51.115	19-	20.803	78.2	13.910	85.1	16.572	114.7	51.285
9-	20.890	78.0	14.100	86.2	16.515	114.3	51.505	20-	20.887	<i>78.3</i>	13.933	86.9	16.332	114.5	51.152
10-	20.809	77.7	13.977	<i>88.9</i>	16.529	113.6	51.315	21-	<i>20.673</i>	78.2	13.987	87.6	16.304	<i>115.7</i>	50.964
11-	20.837	77.7	13.999	88.4	16.620	113.4	51.456								
5	Tomas DOUGHTY					C TopGear Racing									
1-	22.552	74.8	15.749	74.9	17.080	116.7	55.381	11-	21.221	77.0	16.421	77.3	16.616	117.3	54.258
2-	22.257	74.9	15.368	75.7	17.558	113.2	55.183	12-	21.128	77.9	14.725	78.6	16.535	116.5	52.388
3-	21.860	75.3	15.292	76.3	17.217	113.9	54.369	13-	21.589	77.0	16.496	77.9	16.572	116.1	54.657
4-	22.441	74.5	15.370	72.4	17.204	115.9	55.015	14-	21.189	78.0	14.798	76.3	16.772	114.1	52.759
5-	21.582	76.5	15.332	70.9	16.819	117.3	53.733	15-	21.386	<i>78.3</i>	14.729	80.5	<i>16.371</i>	115.3	52.486
6-	21.425	77.8	14.752	78.1	16.767	116.3	52.944	16-	21.280	77.1	14.723	80.6	16.644	112.8	52.647
7-	21.304	77.4	15.055	70.3	17.216	115.3	53.575	17-	21.372	77.5	14.858	<i>80.9</i>	16.688	112.8	52.918
8-	21.385	77.0	14.750	79.3	16.489	116.1	52.624	18-	22.112	74.9	15.495	77.4	17.429	112.0	55.036
9-	21.392	76.9	14.799	77.4	16.527	<i>117.7</i>	52.718	19-	21.476	77.0	14.900	78.4	16.462	116.9	52.838
10-	21.743	75.7	15.008	77.9	16.606	117.1	53.357	20-	<i>21.098</i>	77.8	<i>14.670</i>	80.0	16.913	111.8	52.681
6	Martin GLOSSOP					KRP/Bradley Smith Racing									
1-	21.438	<i>80.0</i>	14.416	80.2	16.524	121.8	52.378	2-	<i>21.214</i>	78.5	<i>14.337</i>	<i>81.8</i>	<i>16.078</i>	<i>123.8</i>	51.629
7	Deane BROWN					C Colin Appleyard / Macadam Racing									
1-	21.408	79.6	14.411	79.3	16.917	119.4	52.736	9-	21.778	74.1	14.462	81.5	16.136	122.7	52.376
2-	21.241	80.3	14.330	82.4	16.081	<i>125.7</i>	51.652	10-	20.811	80.9	14.028	83.3	16.059	122.9	50.898
3-	21.483	80.6	14.095	81.2	16.127	124.7	51.705	11-	21.739	78.3	14.124	<i>85.7</i>	16.297	120.9	52.160
4-	21.467	76.8	14.797	80.8	In		4:37.217 P	12-	<i>20.758</i>	80.4	<i>13.907</i>	83.0	16.089	121.1	50.754
5-	Out	61.5	16.740	77.3	16.681	120.3	1:04.312	13-	22.540	58.9	17.424	75.8	16.908	120.5	56.872
6-	21.242	79.2	14.166	81.0	In		2:49.394 P	14-	20.907	<i>81.8</i>	13.932	84.9	<i>15.917</i>	124.3	50.756
7-	Out	70.1	16.701	75.2	17.076	119.0	1:02.364	15-	20.835	80.7	14.581	81.9	16.302	120.3	51.718
8-	21.463	79.0	14.178	84.7	16.615	119.0	52.256								
9	Niall CAMPBELL					C Kinpac Racing									
1-	22.879	74.1	15.286	76.7	17.167	112.6	55.332	10-	21.804	75.4	14.675	81.3	16.880	112.8	53.359
2-	22.195	75.7	15.010	78.9	17.032	<i>113.2</i>	54.237	11-	21.782	<i>77.4</i>	14.841	78.4	17.664	110.0	54.287
3-	21.972	76.3	14.903	79.2	16.969	<i>113.2</i>	53.844	12-	21.710	77.1	<i>14.585</i>	80.8	17.058	112.6	53.353
4-	22.258	75.3	14.937	80.3	16.897	<i>113.2</i>	54.092	13-	21.776	76.0	15.136	79.7	In		2:40.686 P
5-	21.923	75.9	14.973	78.9	17.017	112.4	53.913	14-	Out	73.6	15.136	79.0	17.234	111.7	59.801
6-	21.748	76.8	14.709	<i>82.2</i>	16.744	112.8	53.201	15-	21.762	75.8	16.165	79.7	16.978	112.6	54.905
7-	21.559	77.0	14.776	81.0	<i>16.739</i>	112.8	53.074	16-	22.052	75.3	15.046	79.0	17.182	110.2	54.280
8-	<i>21.518</i>	76.6	14.652	81.9	16.754	112.6	52.924	17-	21.974	75.9	14.918	79.2	17.147	112.4	54.039
9-	21.787	76.3	14.729	80.8	16.858	112.4	53.374								
10	Peter SUTHERLAND					C Kinpac Racing									
1-	22.035	79.9	14.698	78.6	16.342	<i>124.7</i>	53.075	12-	21.184	78.9	<i>14.181</i>	<i>82.5</i>	16.455	120.3	51.820
2-	21.478	79.7	14.610	79.9	16.688	119.6	52.776	13-	20.936	79.8	14.467	77.1	16.505	121.4	51.908
3-	21.547	<i>80.3</i>	14.454	81.2	<i>16.198</i>	123.4	52.199	14-	21.362	<i>80.3</i>	14.314	79.9	16.376	122.0	52.052
4-	21.802	79.5	14.524	77.5	16.350	122.7	52.676	15-	21.169	79.9	14.680	78.1	16.594	121.1	52.443

Brands Hatch Indy
Circuit Length = 1.1986 miles
Start: 13:10 End: 13:31

Weather / Track : Cloudy / Dry

MCRCB BULLETIN TK050

2009 Relentless British 125GP Championship & ACU Academy Cup

QUALIFYING 2 - SECTOR ANALYSIS

5-	21.556	79.1	14.457	78.9	16.357	122.7	52.370	16-	21.299	79.9	14.387	80.3	16.425	123.6	52.111
6-	21.067	79.6	14.289	79.7	16.461	121.6	51.817	17-	21.275	79.6	14.238	81.8	16.272	123.6	51.785
7-	21.090	79.6	14.296	79.9	16.215	122.9	51.601	18-	21.179	78.7	14.272	81.9	16.344	122.0	51.795
8-	21.313	79.6	14.588	77.9	16.326	121.6	52.227	19-	21.042	79.8	14.300	80.9	16.343	121.4	51.685
9-	21.308	78.0	14.262	80.9	16.366	121.1	51.936	20-	21.502	79.4	15.213	75.8	In		1:41.341 P
10-	20.927	80.3	14.282	80.5	16.532	120.7	51.741	21-	Out	79.6	14.695	80.6	16.337	122.2	56.325
11-	21.036	79.4	14.245	81.5	16.323	120.1	51.604								
11	Tom WEEDEN		C TABOO Motorsport Junior Team												
1-	22.848	76.2	15.137	77.5	17.178	116.7	55.163	10-	21.947	77.2	14.783	77.8	17.262	113.6	53.992
2-	22.405	77.2	15.101	80.0	17.002	116.5	54.508	11-	22.443	75.2	14.954	78.9	17.106	115.5	54.503
3-	22.499	76.6	15.790	74.9	17.555	113.6	55.844	12-	22.123	77.2	15.178	72.6	17.093	115.7	54.394
4-	23.263	77.5	15.463	75.1	In		3:38.821 P	13-	21.941	76.4	15.081	79.2	17.145	115.5	54.167
5-	Out	74.1	15.270	79.2	17.189	114.9	59.790	14-	21.904	77.1	14.887	79.0	16.908	115.1	53.699
6-	22.246	75.8	14.922	76.3	16.872	116.7	54.040	15-	22.045	77.5	14.757	81.2	16.872	115.9	53.674
7-	22.011	76.7	15.104	76.3	16.986	114.5	54.101	16-	21.871	78.5	15.103	79.9	16.788	116.1	53.762
8-	22.243	75.3	14.999	78.8	17.553	113.2	54.795	17-	21.679	77.7	14.762	81.2	16.991	114.7	53.432
9-	22.570	74.9	15.011	79.5	16.826	115.9	54.407	18-	21.866	76.9	14.903	78.6	17.143	114.1	53.912
12	Edward RENDELL		Team Aztec GP												
1-	Out	72.6	15.572	78.4	17.519		59.773	12-	20.966	78.0	14.812	83.6	In		2:23.426 P
2-	21.741	76.6	14.982	83.3	16.832	116.7	53.555	13-	Out	76.7	14.275	83.3	16.555	115.5	56.639
3-	22.010	76.5	14.395	83.9	16.888	115.3	53.293	14-	21.186	77.9	14.162	86.9	16.718		52.066
4-	21.601	76.0	14.478	84.6	16.781	115.5	52.860	15-	21.164	77.9	14.697	78.2	16.684		52.545
5-	21.604	75.4	14.353	86.7	16.662		52.619	16-	24.390	70.6	14.518	85.5	16.327	119.4	55.235
6-	21.324	76.8	14.381	83.8	16.587		52.292	17-	21.403	74.1	14.138	86.5	16.361	116.3	51.902
7-	21.114	77.6	14.563	82.2	16.577	117.5	52.254	18-	21.362	76.3	14.090	86.9	16.558	115.7	52.010
8-	21.018	77.2	14.192	85.9	16.512		51.722	19-	21.363	74.5	14.338	83.3	16.661		52.362
9-	20.970	78.0	14.279	85.9	16.439	117.3	51.688	20-	21.294	77.0	14.202	86.5	16.508	115.1	52.004
10-	20.940	76.4	14.284	80.9	16.422		51.646	21-	21.234	72.5	14.222	86.2	16.332		51.788
11-	20.986	77.4	14.316	82.7	16.568	116.1	51.870								
13	Rob GUIVER		SP125/RG Racing												
1-	21.468	79.3	14.404	80.8	16.141	121.4	52.013	12-	20.505	80.6	13.986	85.2	15.939	120.5	50.430
2-	21.255	80.1	14.615	81.8	16.337	120.3	52.207	13-	20.838	78.7	14.132	83.9	16.067	120.3	51.037
3-	20.974	79.6	14.179	82.5	16.111	121.1	51.264	14-	20.470	80.7	13.844	85.7	15.969	120.1	50.283
4-	20.872	79.0	14.099	83.6	16.064	120.9	51.035	15-	20.455	79.9	13.829	85.2	16.008	122.2	50.292
5-	20.729	79.5	14.018	84.9	16.094	121.4	50.841	16-	20.966	79.7	14.167	82.7	16.051	121.6	51.184
6-	20.595	80.0	14.039	84.4	16.025	120.3	50.659	17-	21.013	79.9	14.120	83.0	16.067	120.5	51.200
7-	20.622	80.1	13.902	84.9	15.955	120.3	50.479	18-	21.233	70.1	16.178	70.5	19.630	108.2	57.041
8-	20.624	80.4	13.993	84.1	16.006	120.3	50.623	19-	23.674	63.7	18.248	72.6	In		2:00.198 P
9-	20.601	79.8	13.969	84.1	16.027	120.3	50.597	20-	Out	78.8	14.219	83.8	16.260	120.9	56.326
10-	20.436	80.4	13.925	85.7	16.105	120.1	50.466	21-	20.672	80.7	14.407	79.2	16.293	118.6	51.372
11-	20.650	79.5	13.948	82.4	16.121	119.8	50.719								
16	Shaun HORSMAN		Symtry I.T North												
1-	23.926	70.7	16.056	80.6	18.230	94.8	58.212	12-	20.649	78.3	14.088	87.9	16.232	120.3	50.969
2-	23.012	72.7	15.197	79.0	17.635	94.9	55.844	13-	21.258	77.5	14.563	80.9	16.263	119.8	52.084
3-	23.328	74.7	15.272	80.9	17.165	110.0	55.765	14-	20.543	79.0	14.480	85.7	16.110	119.8	51.133
4-	22.884	74.2	15.059	76.9	17.047	112.8	54.990	15-	20.601	78.7	14.137	82.4	16.276	120.1	51.014
5-	21.833	77.4	14.544	83.0	16.524	119.8	52.901	16-	20.432	78.3	14.108	85.2	16.016	121.7	50.556
6-	20.950	78.3	14.206	84.1	16.143	120.9	51.299	17-	20.978	77.8	14.232	84.4	16.308	119.6	51.518
7-	20.620	79.5	14.139	86.5	16.141	120.7	50.900	18-	21.019	77.9	14.178	84.9	16.025	119.2	51.222
8-	20.882	77.7	14.152	82.5	16.140	120.3	51.174	19-	20.730	78.2	14.129	85.5	16.144	119.6	51.003
9-	21.280	77.5	14.386	82.1	16.563	120.9	52.229	20-	20.435	78.5	14.011	87.9	16.126	120.5	50.572
10-	20.890	77.8	14.073	86.9	15.962	120.1	50.925	21-	21.062	77.7	14.391	83.9	16.166	119.8	51.619
11-	20.578	78.5	14.520	72.6	17.071	118.4	52.169	22-	20.319	78.5	14.034	86.7	15.735	120.9	50.088
17	John McPHEE		C McPhee Racing												
1-	22.037	74.8	15.384	73.2	17.531	109.8	54.952	12-	21.330	76.4	14.732	78.9	17.515	107.2	53.577
2-	21.829	76.0	15.386	77.4	17.169	110.0	54.384	13-	23.613	52.4	19.672	71.0	17.362	109.5	1:00.647
3-	22.243	75.0	15.074	75.6	17.001	109.8	54.318	14-	21.602	71.4	14.711	76.7	16.815	109.1	53.128
4-	21.914	74.0	15.266	76.2	16.946	111.3	54.126	15-	21.145	76.7	14.494	77.5	16.943	109.5	52.582
5-	21.962	70.4	17.670	64.5	18.016	110.4	57.648	16-	20.987	77.2	14.549	80.2	16.478	110.9	52.014
6-	21.572	74.7	14.898	76.5	17.083	110.9	53.553	17-	21.539	76.4	14.745	77.4	16.814	110.0	53.098

Brands Hatch Indy
Circuit Length = 1.1986 miles
Start: 13:10 End: 13:31

Weather / Track : Cloudy / Dry

MCRCB BULLETIN TK050

2009 Relentless British 125GP Championship & ACU Academy Cup

QUALIFYING 2 - SECTOR ANALYSIS

7-	21.234	<i>77.5</i>	14.752	75.8	16.874	110.4	52.860	18-	21.959	74.4	14.640	79.0	16.941	108.9	53.540	
8-	21.527	76.8	14.860	<i>80.2</i>	16.864	110.4	53.251	19-	21.088	76.8	14.628	77.3	16.622	110.4	52.338	
9-	21.636	75.3	14.632	77.5	16.817	110.6	53.085	20-	20.887	<i>77.5</i>	14.488	77.1	16.649	109.1	52.024	
10-	21.270	76.2	14.524	79.2	16.766	110.0	52.560	21-	20.969	77.4	14.546	76.1	16.751	108.1	52.266	
11-	21.164	75.9	14.850	78.1	16.789	110.0	52.803	22-	<i>20.872</i>	76.6	<i>14.465</i>	76.2	16.589	110.2	51.926	
19	Michael HILL							TABOO Motorsport								
1-	21.617	77.1	14.491	81.0	16.683	<i>120.7</i>	52.791	11-	21.028	77.0	14.341	84.3	16.798	116.5	52.167	
2-	21.620	78.3	14.571	81.3	16.776	118.8	52.967	12-	21.006	78.6	14.333	84.1	16.632	116.9	51.971	
3-	21.293	77.2	14.474	83.9	16.560	118.6	52.327	13-	21.841	58.5	15.983	76.9	17.019	117.3	54.843	
4-	21.082	77.5	14.377	83.9	16.572	119.6	52.031	14-	22.549	76.9	14.376	79.7	16.516	119.8	53.441	
5-	21.579	<i>79.5</i>	14.217	84.6	16.570	119.4	52.366	15-	20.901	79.0	14.450	84.7	16.480	118.6	51.831	
6-	<i>20.874</i>	78.4	14.228	84.7	16.365	119.8	51.467	16-	21.349	77.6	14.493	82.2	16.333	120.3	52.175	
7-	20.959	78.4	14.202	84.9	16.492	118.4	51.653	17-	20.934	79.2	<i>14.080</i>	<i>86.0</i>	16.522	119.8	51.536	
8-	21.020	79.1	14.347	84.3	16.505	119.2	51.872	18-	21.002	78.7	14.301	84.4	<i>16.332</i>	119.0	51.635	
9-	20.940	78.6	14.320	84.1	16.442	118.6	51.702	19-	22.027	61.2	15.249	83.0	16.595	117.5	53.871	
10-	20.970	78.4	14.247	84.7	16.512	117.5	51.729									
21	Tom STANFORD							Stanford Racing								
1-	22.349	74.4	14.968	79.6	17.244	<i>114.3</i>	54.561	11-	22.464	63.1	15.559	80.5	17.057	111.1	55.080	
2-	21.814	75.5	15.032	80.6	17.124	113.4	53.970	12-	21.490	76.4	<i>14.644</i>	83.6	16.853	110.6	52.987	
3-	21.976	76.1	14.811	80.9	17.051	112.8	53.838	13-	21.624	74.4	14.794	83.0	17.015	110.7	53.433	
4-	21.895	76.4	14.817	83.0	16.810	114.1	53.522	14-	21.523	74.6	14.728	82.5	16.942	110.2	53.193	
5-	21.968	74.7	14.826	81.9	17.022	110.9	53.816	15-	23.544	46.4	21.330	73.3	17.387	111.3	1:02.261	
6-	22.103	<i>77.0</i>	14.824	82.5	17.014	111.3	53.941	16-	22.306	75.8	14.690	82.4	17.017	110.6	54.013	
7-	21.643	76.0	14.781	82.1	16.998	110.0	53.422	17-	22.162	73.1	15.131	77.7	In		2:09.982 P	
8-	21.663	76.1	14.771	80.2	16.945	109.5	53.379	18-	Out	73.6	14.827	83.0	16.983	110.2	1:01.932	
9-	21.650	75.8	14.698	82.4	17.028	109.5	53.376	19-	21.927	75.9	14.883	<i>84.4</i>	<i>16.736</i>	112.4	53.546	
10-	23.056	66.7	15.501	81.9	17.127	113.0	55.684	20-	<i>21.436</i>	75.7	14.727	83.8	16.860	110.9	53.023	
22	Matthew PAULO							C Paulo Racing								
1-	23.993	73.9	15.700	79.0	17.574	114.7	57.267	12-	21.821	77.1	14.686	83.8	16.646	118.1	53.153	
2-	22.918	74.1	15.005	82.1	17.067	113.9	54.990	13-	21.895	74.9	14.417	81.3	16.831	115.7	53.143	
3-	22.665	74.8	14.812	84.1	17.009	114.3	54.486	14-	21.447	76.0	<i>14.301</i>	82.5	16.696	117.5	52.444	
4-	22.916	75.3	14.731	85.2	16.753	116.9	54.400	15-	21.702	76.3	14.454	78.2	16.960	116.7	53.116	
5-	22.520	75.5	14.651	82.1	16.886	116.1	54.057	16-	21.628	76.4	14.329	84.3	16.598	115.7	52.555	
6-	22.194	77.2	14.686	85.2	16.855	117.3	53.735	17-	22.643	74.8	14.548	83.0	17.253	110.6	54.444	
7-	22.059	75.9	14.649	83.0	17.042	107.7	53.750	18-	22.202	76.7	14.394	84.3	16.487	<i>118.4</i>	53.083	
8-	22.968	77.0	14.853	78.8	16.986	114.5	54.807	19-	21.943	<i>77.7</i>	14.503	84.6	16.564	<i>118.4</i>	53.010	
9-	21.895	76.7	14.802	83.2	16.997	117.3	53.694	20-	<i>21.401</i>	77.3	14.433	82.4	16.733	116.5	52.567	
10-	21.779	75.6	14.356	<i>87.4</i>	16.626	117.3	52.761	21-	21.536	76.2	14.347	84.6	<i>16.459</i>	117.5	52.342	
11-	21.807	77.5	14.590	83.0	16.776	118.1	53.173									
23	Harry STAFFORD							C RCS/BTB								
1-	Out	72.4	16.181	77.9	16.747	118.8	1:06.773	11-	21.548	80.7	14.528	79.7	16.439	117.3	52.515	
2-	21.780	76.7	14.560	82.7	16.467	119.2	52.807	12-	24.155	61.0	14.838	81.9	In		3:33.163 P	
3-	21.002	80.7	13.968	84.4	16.065	<i>121.6</i>	51.035	13-	Out	79.4	14.808	76.6	In		1:55.152 P	
4-	21.714	78.6	14.689	79.5	16.590	118.8	52.993	14-	Out	72.0	14.456	83.0	16.238	119.2	57.739	
5-	21.629	78.3	14.957	76.7	16.420	119.6	53.006	15-	20.800	78.8	14.957	86.0	16.079	118.6	51.836	
6-	21.075	79.6	13.817	86.4	16.167	119.0	51.059	16-	21.415	80.6	13.848	87.0	16.177	118.6	51.440	
7-	20.518	79.5	13.741	87.0	16.000	119.6	50.259	17-	20.717	<i>81.6</i>	14.072	85.9	16.218	117.7	51.007	
8-	21.016	81.1	<i>13.734</i>	85.5	16.508	118.4	51.258	18-	21.241	74.9	13.982	85.1	16.136	117.9	51.359	
9-	20.570	80.6	13.734	86.7	16.097	118.8	50.401	19-	20.601	80.7	13.854	85.2	16.018	119.0	50.473	
10-	<i>20.508</i>	80.9	13.767	<i>88.4</i>	<i>15.982</i>	120.7	50.257									
24	Ben BARRETT							SP125Racing/Lowerdale Autos								
1-	22.427	76.8	15.360	74.6	16.927	<i>119.6</i>	54.714	10-	21.770	77.8	14.768	81.5	16.723	115.7	53.261	
2-	21.783	77.7	15.169	77.8	17.041	115.5	53.993	11-	22.199	76.9	14.849	83.3	16.622	116.9	53.670	
3-	22.270	77.5	14.995	79.3	16.896	117.9	54.161	12-	21.631	77.7	14.658	81.5	16.670	116.7	52.959	
4-	22.267	76.1	14.936	72.7	17.022	117.7	54.225	13-	21.589	78.4	14.630	84.1	<i>16.529</i>	116.9	52.748	
5-	21.984	76.5	15.040	79.9	16.740	118.1	53.764	14-	21.620	<i>78.5</i>	<i>14.583</i>	<i>84.6</i>	16.846	114.9	53.049	
6-	21.764	77.7	15.960	66.7	In		3:14.222 P	15-	21.806	75.5	14.826	82.7	16.682	117.1	53.314	
7-	Out	72.2	15.637	77.1	17.026	115.5	1:06.310	16-	21.591	77.3	14.701	82.5	16.763	115.5	53.055	
8-	21.858	77.0	14.776	82.8	16.728	115.9	53.362	17-	21.544	77.9	14.635	83.2	16.649	117.7	52.828	
9-	21.748	77.4	14.738	81.9	16.737	115.9	53.223									

Brands Hatch Indy
Circuit Length = 1.1986 miles
Start: 13:10 End: 13:31

Weather / Track : Cloudy / Dry

MCRCB BULLETIN TK050

2009 Relentless British 125GP Championship & ACU Academy Cup

QUALIFYING 2 - SECTOR ANALYSIS

26	Nicole McALEER											C Megabikes.ie			
1-	23.245	73.1	15.537	75.7	17.077	118.6	55.859	11-	22.146	76.0	14.776	77.8	<i>16.521</i>	118.8	53.443
2-	22.405	77.0	15.251	77.0	16.798	118.4	54.454	12-	21.779	76.5	14.963	78.8	16.734	118.1	53.476
3-	21.970	77.1	15.099	79.2	16.650	119.0	53.719	13-	21.838	76.4	15.343	79.3	16.540	119.8	53.721
4-	22.407	76.8	15.193	79.5	16.741	117.1	54.341	14-	21.851	74.7	15.089	77.7	16.914	117.7	53.854
5-	21.748	76.3	14.852	<i>80.9</i>	16.547	117.7	53.147	15-	21.845	76.6	14.838	77.9	16.771	117.7	53.454
6-	<i>21.588</i>	77.1	14.957	78.9	16.766	117.1	53.311	16-	22.172	76.0	15.103	78.4	16.919	117.1	54.194
7-	22.698	73.5	16.858	64.7	In		2:31.630 P	17-	22.220	75.5	14.843	80.0	16.845	116.9	53.908
8-	Out	71.7	15.483	77.8	16.719	<i>120.3</i>	1:04.414	18-	21.698	<i>77.6</i>	<i>14.669</i>	80.3	16.733	117.3	53.100
9-	22.181	75.7	15.193	76.1	16.903	119.2	54.277	19-	21.591	76.6	14.802	79.0	17.142	116.3	53.535
10-	21.924	74.8	15.010	79.6	16.892	118.4	53.826	20-	21.713	75.4	15.239	78.4	16.757	117.7	53.709
27	Catherine GREEN											www.cgracing27.co.uk			
1-	Out	67.4	16.730	72.0	18.606	110.6	1:08.874	12-	Out	74.3	14.808	79.3	16.815	118.8	59.867
2-	23.390	74.9	15.416	76.1	17.052	120.3	55.858	13-	21.567	78.4	14.339	80.5	16.512	119.2	52.418
3-	22.770	76.5	15.085	79.0	16.952	119.8	54.807	14-	21.346	77.3	15.022	74.9	16.519	<i>122.2</i>	52.887
4-	22.379	76.8	14.788	80.5	16.610	120.1	53.777	15-	21.288	77.7	14.779	79.0	16.396	119.4	52.463
5-	22.084	78.0	14.622	80.9	16.900	119.0	53.606	16-	21.587	79.0	14.336	80.8	16.229	120.9	52.152
6-	21.962	77.5	14.678	80.0	16.674	119.0	53.314	17-	21.040	78.9	14.806	81.8	16.354	119.0	52.200
7-	21.729	77.7	14.471	82.2	16.388	119.2	52.588	18-	21.005	78.8	<i>14.239</i>	84.1	16.367	119.0	51.611
8-	21.513	78.0	14.384	82.1	16.481	118.6	52.378	19-	21.585	77.1	14.435	83.9	16.474	119.2	52.494
9-	21.462	78.6	14.286	83.2	16.465	120.9	52.213	20-	21.047	<i>79.7</i>	14.252	83.6	16.136	120.7	51.435
10-	21.233	78.5	14.505	79.0	16.585	121.8	52.323	21-	<i>20.910</i>	78.4	14.338	<i>84.3</i>	<i>16.099</i>	120.7	51.347
11-	21.285	76.8	14.519	82.2	In		1:47.671 P	22-	21.060	78.2	14.418	80.2	16.347	119.4	51.825
28	Jon VINCENT											Molly/GRF Heavy Transport			
1-	Out	69.1	16.832	74.2	18.387	114.9	1:09.960	12-	20.841	77.2	14.327	82.2	In		2:33.260 P
2-	21.974	76.5	15.280	75.8	17.368	116.1	54.622	13-	Out	73.6	16.244	75.1	17.255	115.9	1:02.195
3-	21.685	75.8	14.947	76.2	17.182	115.9	53.814	14-	21.550	75.7	15.418	79.9	19.325	111.3	56.293
4-	21.365	75.1	14.533	82.4	16.653	115.7	52.551	15-	21.377	76.1	14.420	82.5	16.303	119.0	52.100
5-	21.310	76.7	14.386	82.5	16.639	116.5	52.335	16-	21.284	77.1	14.679	79.9	16.812	116.5	52.775
6-	21.295	75.2	14.417	82.5	16.533	116.9	52.245	17-	21.025	77.5	14.301	81.8	16.144	121.1	51.470
7-	20.921	77.0	14.237	84.1	16.346	119.0	51.504	18-	21.180	<i>77.9</i>	14.508	84.7	16.129	119.4	51.817
8-	21.185	77.0	14.366	<i>85.2</i>	16.378	117.3	51.929	19-	20.785	77.5	14.204	84.1	16.130	120.1	51.119
9-	20.944	76.9	14.382	82.1	16.305	118.8	51.631	20-	<i>20.716</i>	<i>77.9</i>	<i>14.078</i>	84.7	<i>15.954</i>	<i>121.6</i>	50.748
10-	20.889	77.0	14.265	83.2	16.235	119.0	51.389	21-	20.821	<i>77.9</i>	14.719	80.3	16.208	117.1	51.748
11-	21.276	77.4	14.756	80.8	16.264	118.8	52.296								
29	James LODGE											KRP/Earnshaws Motorcycles			
1-	21.816	79.1	14.881	80.3	16.616	122.2	53.313	7-	20.519	80.9	<i>13.998</i>	85.2	15.972	123.4	50.489
2-	21.090	79.6	14.455	83.2	16.170	123.8	51.715	8-	20.526	<i>82.0</i>	14.154	<i>86.0</i>	16.355	113.9	51.035
3-	21.220	79.6	14.430	81.6	16.271	122.5	51.921	9-	23.819	72.5	15.844	80.2	In		5:33.126 P
4-	20.598	80.8	14.307	85.1	16.234	122.2	51.139	10-	Out	77.7	17.669	76.2	16.275	122.7	59.940
5-	20.466	81.0	14.108	84.1	16.177	123.6	50.751	11-	20.825	80.3	14.156	84.1	16.504	121.6	51.485
6-	21.038	78.4	14.478	80.8	<i>15.886</i>	<i>124.3</i>	51.402	12-	<i>20.431</i>	81.2	14.169	81.2	16.350	119.6	50.950
33	Dan MORETON											DM Racing/Astech Moto-Tune			
1-	Out	70.3	16.891	72.5	In		6:49.723 P	8-	21.317	79.1	14.221	<i>87.0</i>	16.316	<i>117.9</i>	51.854
2-	Out	75.7	15.357	78.2	17.326	114.1	59.721	9-	20.950	78.6	14.160	86.0	16.379	116.7	51.489
3-	21.871	76.3	14.733	81.8	16.911	113.4	53.515	10-	20.955	78.2	<i>14.124</i>	86.5	<i>16.141</i>	117.3	51.220
4-	21.497	77.1	14.606	83.5	16.755	114.5	52.858	11-	20.789	78.5	14.145	86.9	16.391	115.9	51.325
5-	21.349	77.9	14.521	83.2	16.760	114.5	52.630	12-	<i>20.786</i>	78.4	14.185	86.5	16.329	115.9	51.300
6-	21.410	76.9	14.366	84.4	16.652	114.5	52.428	13-	21.045	76.6	14.344	86.7	16.770	110.4	52.159
7-	21.336	<i>79.2</i>	14.252	85.2	16.534	116.3	52.122								
41	Shaun WINFIELD											C TAG Triumph			
1-	Out	75.6	16.120	79.7	16.907	120.1	1:07.039	10-	22.430	72.2	15.782	78.4	In		2:51.920 P
2-	22.005	78.0	15.337	81.2	16.465	119.8	53.807	11-	Out	55.0	16.458	81.0	16.924	117.1	1:00.732
3-	21.498	78.5	15.039	76.6	In		1:34.909 P	12-	21.265	77.3	14.770	82.7	16.308	118.8	52.343
4-	Out	76.1	14.867	85.1	16.533	117.1	58.957	13-	21.425	75.7	14.978	83.3	16.582	117.5	52.985
5-	21.171	78.1	14.635	83.6	16.187	118.6	51.993	14-	<i>21.044</i>	77.4	14.698	85.7	<i>16.099</i>	119.0	51.841
6-	21.181	77.0	14.683	85.2	16.260	117.9	52.124	15-	21.250	78.1	14.652	84.9	16.363	117.5	52.265
7-	21.350	<i>78.6</i>	14.568	85.4	16.232	118.8	52.150	16-	21.220	76.7	15.028	85.5	16.389	117.3	52.637
8-	21.084	77.7	14.577	84.9	16.190	118.8	51.851	17-	21.134	78.0	<i>14.464</i>	<i>86.5</i>	16.267	117.7	51.865

Brands Hatch Indy
Circuit Length = 1.1986 miles
Start: 13:10 End: 13:31

Weather / Track : Cloudy / Dry

MCRCB BULLETIN TK050

2009 Relentless British 125GP Championship & ACU Academy Cup

QUALIFYING 2 - SECTOR ANALYSIS

9 -	21.263	78.4	14.608	84.9	16.260	<i>120.7</i>	52.131	18 -	21.189	78.0	14.474	85.7	16.533	117.1	52.196
46	Ross WALKER			C Ross Walker Racing											
1 -	22.124	75.8	15.677	74.7	17.006	116.7	54.807	12 -	21.283	76.8	14.908	78.8	16.618	114.7	52.809
2 -	21.470	77.0	15.405	75.2	17.108	114.7	53.983	13 -	21.202	76.9	15.044	78.8	16.603	114.7	52.849
3 -	21.484	76.7	15.224	76.5	16.840	<i>117.5</i>	53.548	14 -	21.229	76.2	14.983	78.9	16.571	115.1	52.783
4 -	21.701	76.6	15.728	68.7	17.008	115.3	54.437	15 -	21.092	77.0	14.992	79.3	16.594	115.5	52.678
5 -	21.921	74.3	15.324	75.3	16.797	116.1	54.042	16 -	<i>20.789</i>	<i>78.5</i>	14.825	78.9	16.538	115.3	52.152
6 -	21.259	77.0	15.127	76.3	16.816	114.9	53.202	17 -	21.826	74.9	15.272	79.0	16.715	114.3	53.813
7 -	21.231	76.1	15.202	78.4	16.720	113.7	53.153	18 -	21.197	76.1	15.489	77.7	16.515	115.1	53.201
8 -	21.320	76.4	15.066	78.2	16.710	114.1	53.096	19 -	21.147	78.1	15.079	77.8	16.572	115.1	52.798
9 -	21.242	76.1	15.180	72.9	17.003	113.7	53.425	20 -	21.019	77.5	15.053	78.2	16.795	113.7	52.867
10 -	21.358	78.1	15.040	77.4	16.563	115.5	52.961	21 -	21.006	77.3	15.021	79.7	16.593	114.7	52.620
11 -	21.077	<i>78.5</i>	14.955	79.3	16.758	114.1	52.790	22 -	21.020	77.8	<i>14.758</i>	<i>80.6</i>	<i>16.398</i>	116.7	52.176
50	Tim HASTINGS			C KRP/Bradley Smith Racing											
1 -	21.900	79.4	14.526	76.5	16.549	122.5	52.975	9 -	<i>20.369</i>	80.7	<i>13.889</i>	85.4	15.886	122.7	50.144
2 -	21.236	78.9	14.409	82.1	16.447	122.5	52.092	10 -	20.753	77.7	14.398	84.4	ln		7:03.306 P
3 -	20.924	79.7	14.306	86.0	15.909	124.3	51.139	11 -	Out	78.2	14.696	81.8	16.420	120.7	59.730
4 -	21.007	76.6	14.338	85.2	16.033	123.4	51.378	12 -	20.786	81.0	14.208	86.0	16.001	121.6	50.995
5 -	20.581	79.7	14.407	76.7	17.582	119.6	52.570	13 -	20.623	<i>81.2</i>	14.138	85.4	16.196	119.4	50.957
6 -	20.702	80.2	14.171	84.3	15.886	124.0	50.759	14 -	20.684	80.8	13.924	<i>87.2</i>	15.880	122.9	50.488
7 -	20.433	80.9	13.972	86.5	<i>15.752</i>	<i>124.5</i>	50.157	15 -	20.393	81.1	15.639	86.7	17.411	109.5	53.443
8 -	20.587	80.9	13.991	85.2	15.805	122.5	50.383								
52	Adam BLACKLOCK			C Repli-Cast UK											
1 -	Out	67.9	15.968	78.6	18.207	97.8	1:02.557	11 -	Out	72.1	14.738	85.4	16.615	117.3	59.791
2 -	23.118	71.0	15.807	83.0	18.089	93.9	57.014	12 -	21.065	77.0	14.122	87.7	16.122	120.5	51.309
3 -	22.932	71.4	15.654	83.5	17.874	92.4	56.460	13 -	21.402	77.7	14.356	87.2	16.418	119.2	52.176
4 -	22.869	71.3	16.752	84.1	16.894	115.3	56.515	14 -	20.910	75.4	13.935	87.6	15.994	120.7	50.839
5 -	22.488	74.2	14.458	85.7	16.236	120.5	53.182	15 -	20.855	78.0	14.546	87.4	ln		1:42.066 P
6 -	21.070	77.0	14.120	87.7	15.975	120.9	51.165	16 -	Out	66.0	17.177	76.1	16.967	119.2	1:03.296
7 -	<i>20.690</i>	78.8	13.875	89.1	15.983	121.1	50.548	17 -	21.008	78.8	13.808	88.4	15.985	<i>121.4</i>	50.801
8 -	20.913	76.7	13.911	88.2	15.996	120.1	50.820	18 -	20.797	78.9	14.209	84.3	16.257	119.8	51.263
9 -	21.178	77.5	13.800	<i>90.2</i>	<i>15.941</i>	120.5	50.919	19 -	20.823	<i>79.2</i>	<i>13.783</i>	88.6	16.073	119.2	50.679
10 -	20.727	77.0	14.529	83.9	ln		2:18.616 P	20 -	21.150	77.0	13.992	88.1	16.153	118.4	51.295
53	Corey LEWIS			C Corey Lewis Racing											
1 -	21.834	77.9	14.596	83.0	16.732	119.8	53.162	11 -	Out	76.8	14.812	81.5	16.535	117.9	57.669
2 -	21.530	78.3	14.599	80.2	16.817	119.8	52.946	12 -	21.162	77.7	14.305	81.9	16.582	118.4	52.049
3 -	21.331	78.4	14.422	83.2	16.568	118.6	52.321	13 -	21.204	77.9	14.735	78.2	ln		1:14.177 P
4 -	21.579	77.5	14.425	82.1	16.520	118.8	52.524	14 -	Out	75.3	14.673	80.9	16.929	114.3	59.070
5 -	21.809	78.1	14.468	79.9	16.552	119.6	52.829	15 -	21.378	77.9	14.530	81.0	16.586	117.3	52.494
6 -	21.347	78.2	14.240	82.8	16.506	117.9	52.093	16 -	21.167	78.6	14.245	84.7	16.465	117.9	51.877
7 -	21.255	78.6	14.414	78.9	16.608	117.9	52.277	17 -	21.016	78.4	14.217	<i>85.5</i>	16.475	117.1	51.708
8 -	21.112	78.2	14.450	80.6	16.381	119.8	51.943	18 -	20.879	78.5	14.460	83.2	16.489	117.1	51.828
9 -	21.322	78.2	14.893	78.9	16.853	116.7	53.068	19 -	20.847	79.3	14.314	84.9	16.274	117.9	51.435
10 -	21.816	78.3	14.770	79.2	ln		2:15.742 P	20 -	<i>20.657</i>	<i>79.4</i>	<i>14.147</i>	85.4	<i>16.224</i>	117.7	51.028
61	Paul JORDAN			C KRP/Bradley Smith Racing											
1 -	21.302	77.5	14.246	85.5	16.302	122.0	51.850	11 -	21.314	65.3	14.534	84.4	16.026	121.8	51.874
2 -	21.301	78.3	14.391	84.4	16.180	121.6	51.872	12 -	20.469	79.5	<i>13.777</i>	85.7	15.880	122.2	50.126
3 -	20.895	77.0	14.007	84.4	16.083	122.5	50.985	13 -	20.578	79.5	13.913	83.3	15.984	121.8	50.475
4 -	20.800	78.4	14.168	84.6	16.111	121.1	51.079	14 -	21.554	71.1	15.173	82.8	ln		3:16.472 P
5 -	20.925	71.1	15.509	74.7	17.133	120.3	53.567	15 -	Out	75.0	15.368	79.2	17.169	111.5	1:01.606
6 -	21.306	78.0	13.927	84.6	15.965	121.8	51.198	16 -	21.145	78.6	14.286	83.6	15.949	122.7	51.380
7 -	20.605	79.0	13.820	86.4	15.949	122.0	50.374	17 -	20.678	79.0	14.134	83.2	15.929	122.7	50.741
8 -	20.584	78.9	13.817	86.4	<i>15.845</i>	121.8	50.246	18 -	20.665	79.6	14.584	81.5	16.177	122.5	51.426
9 -	20.577	78.4	13.842	85.9	15.978	121.8	50.397	19 -	20.608	79.4	14.176	82.2	16.327	<i>123.7</i>	51.111
10 -	20.548	78.5	13.786	<i>86.7</i>	16.169	122.0	50.503	20 -	<i>20.421</i>	<i>79.7</i>	13.965	86.4	16.151	122.5	50.537
66	Tom HAYWARD			C KRP/Daniel Hayward Racing											
1 -	Out	76.7	15.394	75.1	16.984		1:03.800	10 -	Out	79.4	14.410	79.0	16.285		57.086
2 -	21.893	78.0	14.995	76.6	16.577	121.4	53.465	11 -	21.009	80.0	15.116	82.4	16.111	<i>125.2</i>	52.236
3 -	21.315	80.0	14.454	79.3	16.697		52.466	12 -	21.206	77.8	14.307	81.3	16.159		51.672

Brands Hatch Indy
Circuit Length = 1.1986 miles
Start: 13:10 End: 13:31

Weather / Track : Cloudy / Dry

MCRCB BULLETIN TK050

2009 Relentless British 125GP Championship & ACU Academy Cup

QUALIFYING 2 - SECTOR ANALYSIS

4 -	20.933	80.1	14.265	81.2	16.177	51.375	13 -	20.616	79.1	14.200	83.2	16.045	50.861	
5 -	20.755	81.0	14.096	83.5	16.154	123.4	14 -	20.498	77.7	13.934	84.3	15.990	121.8	50.422
6 -	20.729	81.1	14.125	83.8	16.061	124.3	15 -	20.440	81.9	13.929	83.0	16.112	50.481	
7 -	21.330	79.7	14.448	79.6	16.334	52.112	16 -	20.732	80.9	14.341	79.6	16.176	51.249	
8 -	20.686	80.5	13.979	82.2	15.938	122.9	17 -	20.515	81.4	13.902	<i>84.4</i>	15.983	123.4	50.400
9 -	20.820	80.7	14.664	76.0	In	2:05.281	18 -	<i>20.291</i>	<i>82.0</i>	<i>13.828</i>	<i>84.4</i>	<i>15.920</i>	123.1	50.039
69	Joshua HARLAND						C							
1 -	21.941	78.7	14.898	75.4	16.835	115.9	11 -	21.801	79.6	15.170	77.9	In	3:07.532	P
2 -	21.224	78.7	14.737	80.2	16.556	113.6	12 -	Out	75.8	15.112	77.3	16.621	114.5	56.763
3 -	21.009	78.5	14.709	79.2	16.567	113.9	13 -	21.446	78.9	14.937	76.9	16.469	116.1	52.852
4 -	21.584	75.9	14.928	79.5	16.981	113.0	14 -	20.739	78.3	14.700	80.0	16.458	112.8	51.897
5 -	20.883	79.0	14.674	80.3	16.503	112.8	15 -	21.034	77.1	14.969	79.7	16.543	112.6	52.546
6 -	20.780	78.9	14.668	81.0	16.449	112.8	16 -	20.693	78.1	14.549	81.6	16.462	112.4	51.704
7 -	20.866	78.5	15.238	74.9	17.092	113.0	17 -	21.236	77.0	15.513	81.5	16.572	112.0	53.321
8 -	21.515	79.6	15.324	77.3	16.819	115.9	18 -	<i>20.523</i>	79.8	14.498	82.5	16.360	112.4	51.381
9 -	21.516	79.3	14.886	78.8	16.835	116.1	19 -	20.561	79.4	<i>14.433</i>	<i>82.7</i>	<i>16.294</i>	112.4	51.288
10 -	21.924	<i>80.9</i>	14.719	78.9	16.734	<i>117.1</i>								
72	Connor BEHAN						SP125/Express Forklifts							
1 -	22.102	76.3	14.971	83.2	16.800	115.9	11 -	21.593	76.0	14.785	84.9	In	3:20.655	P
2 -	21.806	74.3	14.775	85.9	16.505	115.9	12 -	Out	76.1	14.492	86.7	16.464	114.9	58.601
3 -	21.195	77.6	15.892	86.0	16.981	114.9	13 -	20.828	78.9	14.053	88.9	16.182	115.9	51.063
4 -	21.139	76.1	14.191	87.0	16.489	115.9	14 -	20.577	79.0	14.833	87.9	16.397	115.5	51.807
5 -	20.898	78.3	14.108	87.9	16.351	116.9	15 -	20.765	77.1	13.945	90.6	16.253	115.5	50.963
6 -	20.778	78.3	14.104	89.1	16.399	115.3	16 -	20.484	77.8	14.029	88.1	16.560	115.7	51.073
7 -	20.676	78.8	14.070	85.9	16.257	116.1	17 -	20.508	78.6	14.066	89.7	16.198	115.9	50.772
8 -	20.549	78.2	13.932	89.7	16.301	<i>117.1</i>	18 -	20.418	78.5	14.121	<i>92.4</i>	<i>16.173</i>	115.5	50.712
9 -	20.583	78.4	14.527	77.8	16.652	113.7	19 -	<i>20.377</i>	<i>79.1</i>	<i>13.829</i>	91.1	16.262	114.9	50.468
10 -	21.352	77.8	14.942	78.9	16.666	114.3								
77	Taylor MACKENZIE						C MMCG Motorpoint							
1 -	22.338	76.1	14.908	79.5	16.818	118.8	12 -	21.136	78.2	14.169	83.8	16.319	118.8	51.624
2 -	21.898	77.4	14.849	79.2	16.772	118.4	13 -	20.989	77.7	14.216	85.5	16.284	119.4	51.489
3 -	22.435	76.6	14.810	77.9	16.778	117.5	14 -	21.077	76.2	14.063	<i>86.9</i>	16.578	117.9	51.718
4 -	22.043	76.1	14.890	72.0	16.685	119.4	15 -	21.397	77.8	14.276	84.3	16.367	118.4	52.040
5 -	21.709	77.8	14.706	80.5	16.462	118.6	16 -	21.228	<i>78.9</i>	14.206	85.2	16.871	106.9	52.305
6 -	21.449	77.0	14.233	82.2	16.344	<i>119.8</i>	17 -	21.629	78.0	14.177	82.5	16.504	119.0	52.310
7 -	21.287	78.5	14.406	83.2	16.384	118.8	18 -	21.071	78.3	14.109	83.5	16.403	118.8	51.583
8 -	21.339	77.0	14.284	82.8	16.393	118.6	19 -	20.872	78.2	14.211	81.8	16.381	117.9	51.464
9 -	21.279	77.4	14.581	80.2	16.386	118.1	20 -	20.940	78.4	<i>13.989</i>	84.4	16.498	118.8	51.427
10 -	21.458	75.6	15.242	78.2	16.959	119.0	21 -	20.821	78.5	14.282	81.2	16.619	119.4	51.722
11 -	21.148	78.2	14.318	84.4	16.434	118.1	22 -	<i>20.803</i>	78.7	14.139	85.1	<i>16.277</i>	118.8	51.219
86	Luke HARVEY						RV Racing							
1 -	Out	73.5	15.942	74.9	17.634	118.1	8 -	21.648	77.6	14.922	79.3	16.809	118.6	53.379
2 -	22.588	77.2	16.835	55.6	In	1:04.904	9 -	21.448	77.9	14.956	81.5	16.660	118.6	53.064
3 -	Out	75.8	15.215	77.1	17.062	119.0	10 -	21.392	78.3	14.767	79.7	16.729	118.4	52.888
4 -	21.626	78.3	15.275	79.6	16.780	119.0	11 -	21.575	78.0	14.736	80.8	16.740	118.4	53.051
5 -	21.405	78.1	14.914	79.9	16.731	119.2	12 -	21.288	78.6	14.773	77.8	16.662	118.4	52.723
6 -	21.511	77.9	15.031	74.1	16.921	<i>119.4</i>	13 -	21.291	78.3	14.707	77.7	16.564	117.5	52.562
7 -	21.976	78.4	15.071	80.0	16.829	117.5	14 -	21.477	78.2	<i>14.634</i>	<i>83.3</i>	<i>16.532</i>	118.6	52.643
87	Lee COSTELLO						Vent-Axia/www.sp125racing.com							
1 -	21.819	76.7	14.858	81.0	16.458	120.5	9 -	20.614	76.3	14.193	84.1	16.354	118.6	51.161
2 -	20.916	78.3	14.377	85.1	16.099	121.1	10 -	20.673	77.0	14.628	85.9	16.253	120.7	51.554
3 -	20.976	78.3	14.283	86.7	<i>15.940</i>	<i>122.7</i>	11 -	20.916	76.4	14.188	<i>88.8</i>	16.276	118.4	51.380
4 -	20.836	78.8	14.290	85.5	16.036	120.9	12 -	20.793	77.4	14.294	87.4	16.303	120.1	51.390
5 -	20.545	<i>79.6</i>	14.152	84.3	In	6:00.825	13 -	20.682	77.7	14.222	88.4	In	2:03.848	P
6 -	Out	73.2	15.056	83.5	16.589	115.1	14 -	Out	77.9	14.281	86.7	16.218	117.5	54.821
7 -	20.768	79.2	14.113	87.0	16.605	115.9	15 -	20.790	79.0	14.227	88.4	16.176	117.9	51.193
8 -	<i>20.465</i>	78.9	<i>13.993</i>	88.6	15.981	118.6								
91	Ian STANFORD						Stanford Racing							
1 -	Out	68.6	16.943	68.7	18.246	113.7	8 -	Out	70.6	16.721	59.7	In	2:23.043	P

Brands Hatch Indy
Circuit Length = 1.1986 miles
Start: 13:10 End: 13:31

Weather / Track : Cloudy / Dry

MCRCB BULLETIN TK050

2009 Relentless British 125GP Championship & ACU Academy Cup

QUALIFYING 2 - SECTOR ANALYSIS

2-	23.563	71.2	15.994	72.9	17.409	116.1	56.966	9-	Out	68.6	18.275	60.9	In	1:22.813 P	
3-	22.722	74.1	15.462	76.3	17.519	<i>118.4</i>	55.703	10-	Out	73.0	16.721	63.9	In	2:22.116 P	
4-	<i>22.253</i>	<i>75.6</i>	15.106	<i>79.3</i>	17.178	117.1	54.537	11-	Out	69.6	15.791	76.3	17.489	115.1	1:01.176
5-	22.509	72.9	<i>15.091</i>	78.4	17.785	116.5	55.385	12-	23.503	70.5	16.824	64.9	In	1:30.896 P	
6-	23.105	74.8	15.179	77.5	In		1:17.458 P	13-	Out	68.9	15.770	76.9	<i>17.071</i>	117.5	1:03.903
7-	Out	71.4	15.530	77.3	In		1:19.803 P								
96	Ryan SAXELBY							KRP/Bradley Smith Racing							
1-	21.981	77.6	14.749	78.6	16.627	122.5	53.357	11-	Out	46.9	22.902	74.7	16.668	120.3	1:09.904
2-	21.395	79.4	14.657	81.9	16.364	123.1	52.416	12-	21.407	<i>81.8</i>	14.540	81.5	16.225	122.7	52.172
3-	21.387	80.1	14.351	79.9	16.210	123.8	51.948	13-	21.195	79.2	14.700	82.2	16.174	123.8	52.069
4-	21.203	79.3	14.402	81.9	16.408	123.8	52.013	14-	21.765	77.1	14.948	81.6	16.477	122.9	53.190
5-	21.024	78.5	14.365	79.6	16.361	123.6	51.750	15-	20.996	80.7	14.655	79.3	16.101	124.5	51.752
6-	21.045	79.4	14.822	81.8	16.048	124.5	51.915	16-	20.721	80.6	14.101	<i>84.6</i>	15.968	<i>125.7</i>	50.790
7-	20.887	80.2	14.123	83.0	16.078	125.0	51.088	17-	21.065	80.0	14.620	81.9	16.091	122.9	51.776
8-	20.758	80.7	14.703	82.7	16.434	120.9	51.895	18-	20.667	80.3	14.204	83.6	16.161	124.5	51.032
9-	21.333	80.2	14.193	82.4	16.114	123.6	51.640	19-	<i>20.468</i>	81.5	<i>13.989</i>	<i>84.6</i>	<i>15.873</i>	124.5	50.330
10-	20.912	79.6	14.374	78.2	In		3:46.320 P								
99	Kasey WYATT							C Repli-Cast UK							

MCRCB BULLETIN TK051

2009 Relentless British 125GP Championship & ACU Academy Cup

QUALIFYING 2 - SPEED TRAPS

SECTOR 1				SECTOR 2				FINISH LINE		
POS	NO	NAME	MPH	NO	NAME	MPH	NO	NAME	MPH	
1	29	James LODGE	82.0	72	Connor BEHAN	92.4	7	Deane BROWN	125.7	
2	66	Tom HAYWARD	82.0	52	Adam BLACKLOCK	90.2	96	Ryan SAXELBY	125.7	
3	7	Deane BROWN	81.8	4	Philip WAKEFIELD	88.9	66	Tom HAYWARD	125.2	
4	96	Ryan SAXELBY	81.8	87	Lee COSTELLO	88.8	10	Peter SUTHERLAND	124.7	
5	23	Harry STAFFORD	81.6	2	Robbie STEWART	88.6	50	Tim HASTINGS	124.5	
6	50	Tim HASTINGS	81.2	23	Harry STAFFORD	88.4	29	James LODGE	124.3	
7	69	Joshua HARLAND	80.9	16	Shaun HORSMAN	87.9	6	Martin GLOSSOP	123.8	
8	13	Rob GUIVER	80.7	22	Matthew PAULO	87.4	61	Paul JORDAN	123.1	
9	10	Peter SUTHERLAND	80.3	50	Tim HASTINGS	87.2	87	Lee COSTELLO	122.7	
10	6	Martin GLOSSOP	80.0	33	Dan MORETON	87.0	13	Rob GUIVER	122.2	
11	27	Catherine GREEN	79.7	12	Edward RENDELL	86.9	27	Catherine GREEN	122.2	
12	61	Paul JORDAN	79.7	77	Taylor MACKENZIE	86.9	2	Robbie STEWART	121.6	
13	87	Lee COSTELLO	79.6	61	Paul JORDAN	86.7	23	Harry STAFFORD	121.6	
14	16	Shaun HORSMAN	79.5	41	Shaun WINFIELD	86.5	28	Jon VINCENT	121.6	
15	19	Michael HILL	79.5	19	Michael HILL	86.0	52	Adam BLACKLOCK	121.4	
16	53	Corey LEWIS	79.4	29	James LODGE	86.0	16	Shaun HORSMAN	121.1	
17	33	Dan MORETON	79.2	7	Deane BROWN	85.7	19	Michael HILL	120.7	
18	52	Adam BLACKLOCK	79.2	13	Rob GUIVER	85.7	41	Shaun WINFIELD	120.7	
19	72	Connor BEHAN	79.1	53	Corey LEWIS	85.5	26	Nicole McALEER	120.3	
20	77	Taylor MACKENZIE	78.9	28	Jon VINCENT	85.2	53	Corey LEWIS	120.3	
21	86	Luke HARVEY	78.9	24	Ben BARRETT	84.6	77	Taylor MACKENZIE	119.8	
22	2	Robbie STEWART	78.8	96	Ryan SAXELBY	84.6	24	Ben BARRETT	119.6	
23	41	Shaun WINFIELD	78.6	21	Tom STANFORD	84.4	12	Edward RENDELL	119.4	
24	11	Tom WEEDEN	78.5	66	Tom HAYWARD	84.4	86	Luke HARVEY	119.4	
25	24	Ben BARRETT	78.5	27	Catherine GREEN	84.3	22	Matthew PAULO	118.4	
26	46	Ross WALKER	78.5	86	Luke HARVEY	83.3	91	Ian STANFORD	118.4	
27	4	Philip WAKEFIELD	78.3	69	Joshua HARLAND	82.7	33	Dan MORETON	117.9	
28	5	Tomas DOUGHTY	78.3	10	Peter SUTHERLAND	82.5	5	Tomas DOUGHTY	117.7	
29	12	Edward RENDELL	78.0	9	Niall CAMPBELL	82.2	46	Ross WALKER	117.5	
30	28	Jon VINCENT	77.9	6	Martin GLOSSOP	81.8	69	Joshua HARLAND	117.1	
31	22	Matthew PAULO	77.7	11	Tom WEEDEN	81.2	72	Connor BEHAN	117.1	
32	26	Nicole McALEER	77.6	5	Tomas DOUGHTY	80.9	11	Tom WEEDEN	116.7	
33	17	John McPHEE	77.5	26	Nicole McALEER	80.9	4	Philip WAKEFIELD	115.1	
34	9	Niall CAMPBELL	77.4	46	Ross WALKER	80.6	21	Tom STANFORD	114.3	
35	21	Tom STANFORD	77.0	17	John McPHEE	80.2	9	Niall CAMPBELL	113.2	
36	91	Ian STANFORD	75.6	91	Ian STANFORD	79.3	17	John McPHEE	111.3	

Weather / Track : Cloudy / Dry

www.tsl-timing.com

Brands Hatch Indy
Circuit Length = 1.1986 miles
Start: 13:10 End: 13:31

Printed - 13.35 Sunday, 12 April 2009

MCRCB BULLETIN TK052

2009 Relentless British 125GP Championship & ACU Academy Cup

QUALIFYING 2 - BEST SECTOR TIMES

SECTOR 1			SECTOR 2			SECTOR 3			IDEAL / BEST COMPARISON						
POS	NO	NAME	TIME	NO	NAME	TIME	NO	NAME	TIME	POS	NO	NAME	IDEAL	BEST	DIFF
1	66	HAYWARD	20.291	23	STAFFORD	13.734	16	HORSMAN	15.735	1	50	HASTINGS	50.010	50.144	0.134
2	16	HORSMAN	20.319	61	JORDAN	13.777	50	HASTINGS	15.752	2	66	HAYWARD	50.039	50.039	0.000
3	50	HASTINGS	20.369	52	BLACKLOCK	13.783	61	JORDAN	15.845	3	61	JORDAN	50.043	50.126	0.083
4	72	BEHAN	20.377	66	HAYWARD	13.828	96	SAXELBY	15.873	4	16	HORSMAN	50.065	50.088	0.023
5	61	JORDAN	20.421	13	GUIVER	13.829	29	LODGE	15.886	5	13	GUIVER	50.204	50.283	0.079
6	29	LODGE	20.431	72	BEHAN	13.829	7	BROWN	15.917	6	23	STAFFORD	50.224	50.257	0.033
7	13	GUIVER	20.436	50	HASTINGS	13.889	66	HAYWARD	15.920	7	29	LODGE	50.315	50.489	0.174
8	87	COSTELLO	20.465	4	WAKEFIELD	13.906	13	GUIVER	15.939	8	96	SAXELBY	50.330	50.330	0.000
9	96	SAXELBY	20.468	7	BROWN	13.907	87	COSTELLO	15.940	9	72	BEHAN	50.379	50.468	0.089
10	23	STAFFORD	20.508	77	MACKENZIE	13.989	52	BLACKLOCK	15.941	10	87	COSTELLO	50.398	50.439	0.041
11	69	HARLAND	20.523	96	SAXELBY	13.989	28	VINCENT	15.954	11	52	BLACKLOCK	50.414	50.548	0.134
12	53	LEWIS	20.657	87	COSTELLO	13.993	23	STAFFORD	15.982	12	7	BROWN	50.582	50.754	0.172
13	4	WAKEFIELD	20.673	29	LODGE	13.998	6	GLOSSOP	16.078	13	28	VINCENT	50.748	50.748	0.000
14	52	BLACKLOCK	20.690	16	HORSMAN	14.011	27	GREEN	16.099	14	4	WAKEFIELD	50.820	50.964	0.144
15	28	VINCENT	20.716	2	STEWART	14.039	41	WINFIELD	16.099	15	2	STEWART	50.869	50.924	0.055
16	2	STEWART	20.729	28	VINCENT	14.078	2	STEWART	16.101	16	53	LEWIS	51.028	51.028	0.000
17	7	BROWN	20.758	19	HILL	14.080	33	MORETON	16.141	17	33	MORETON	51.051	51.220	0.169
18	33	MORETON	20.786	12	RENDELL	14.090	72	BEHAN	16.173	18	77	MACKENZIE	51.069	51.219	0.150
19	46	WALKER	20.789	33	MORETON	14.124	10	SUTHERLAND	16.198	19	27	GREEN	51.248	51.347	0.099
20	77	MACKENZIE	20.803	53	LEWIS	14.147	53	LEWIS	16.224	20	69	HARLAND	51.250	51.288	0.038
21	17	McPHEE	20.872	10	SUTHERLAND	14.181	4	WAKEFIELD	16.241	21	19	HILL	51.286	51.467	0.181
22	19	HILL	20.874	27	GREEN	14.239	77	MACKENZIE	16.277	22	10	SUTHERLAND	51.306	51.601	0.295
23	27	GREEN	20.910	22	PAULO	14.301	69	HARLAND	16.294	23	12	RENDELL	51.357	51.646	0.289
24	10	SUTHERLAND	20.927	6	GLOSSOP	14.337	12	RENDELL	16.327	24	41	WINFIELD	51.607	51.841	0.234
25	12	RENDELL	20.940	69	HARLAND	14.433	19	HILL	16.332	25	6	GLOSSOP	51.629	51.629	0.000
26	41	WINFIELD	21.044	41	WINFIELD	14.464	5	DOUGHTY	16.371	26	17	McPHEE	51.815	51.926	0.111
27	5	DOUGHTY	21.098	17	McPHEE	14.465	46	WALKER	16.398	27	46	WALKER	51.945	52.152	0.207
28	86	HARVEY	21.182	24	BARRETT	14.583	22	PAULO	16.459	28	5	DOUGHTY	52.139	52.388	0.249
29	6	GLOSSOP	21.214	9	CAMPBELL	14.585	17	McPHEE	16.478	29	22	PAULO	52.161	52.342	0.181
30	24	BARRETT	21.323	86	HARVEY	14.634	26	McALEER	16.521	30	86	HARVEY	52.348	52.562	0.214
31	22	PAULO	21.401	21	STANFORD	14.644	24	BARRETT	16.529	31	24	BARRETT	52.435	52.748	0.313
32	21	STANFORD	21.436	26	McALEER	14.669	86	HARVEY	16.532	32	26	McALEER	52.778	53.100	0.322
33	9	CAMPBELL	21.518	5	DOUGHTY	14.670	21	STANFORD	16.736	33	21	STANFORD	52.816	52.987	0.171
34	26	McALEER	21.588	11	WEEDEN	14.757	9	CAMPBELL	16.739	34	9	CAMPBELL	52.842	52.924	0.082
35	11	WEEDEN	21.679	46	WALKER	14.758	11	WEEDEN	16.788	35	11	WEEDEN	53.224	53.432	0.208
36	91	STANFORD	22.253	91	STANFORD	15.091	91	STANFORD	17.071	36	91	STANFORD	54.415	54.537	0.122
37															


Perfect Lap	49.760
-------------	--------

MCRCB BULLETIN TK053

2009 Relentless British 125GP Championship & ACU Academy Cup

RACE 9 - PROVISIONAL GRID

ROW 10				54.359 99 Kasey WYATT
ROW 9	53.872 91 Ian STANFORD	53.432 11 Tom WEEDEN	52.987 21 Tom STANFORD	52.924 9 Niall CAMPBELL
ROW 8	52.748 24 Ben BARRETT	52.651 26 Nicole McALEER	52.290 22 Matthew PAULO	52.201 86 Luke HARVEY
ROW 7	52.024 5 Tomas DOUGHTY	51.947 46 Ross WALKER	51.926 17 John McPHEE	51.595 12 Edward RENDELL
ROW 6	51.520 41 Shaun WINFIELD	51.479 10 Peter SUTHERLAND	51.467 19 Michael HILL	51.347 27 Catherine GREEN
ROW 5	51.288 69 Joshua HARLAND	51.220 33 Dan MORETON	51.219 77 Taylor MACKENZIE	51.028 53 Corey LEWIS
ROW 4	50.964 4 Philip WAKEFIELD	50.924 2 Robbie STEWART	50.748 28 Jon VINCENT	50.548 52 Adam BLACKLOCK
ROW 3	50.468 72 Connor BEHAN	50.439 87 Lee COSTELLO	50.330 96 Ryan SAXELBY	50.257 23 Harry STAFFORD
ROW 2	50.243 7 Deane BROWN	50.222 13 Rob GUIVER	50.147 29 James LODGE	50.144 50 Tim HASTINGS
ROW 1	50.126 61 Paul JORDAN	50.088 16 Shaun HORSMAN	50.039 66 Tom HAYWARD	49.926 6 Martin GLOSSOP
Pole				



Brands Hatch Indy
Circuit Length = 1.1986 miles

Race Director :	Stewards :	Timekeeper :
-----------------	------------	--------------

MCRCB BULLETIN TK127

2009 Relentless British 125GP Championship & ACU Academy Cup WARM-UP - CLASSIFICATION

POS	NO	CL	NAME	ENTRY	TIME	ON	LAPS	GAP	DIFF	MPH
1	52	C	Adam BLACKLOCK	Honda - Repli-Cast UK	51.092	10	11			84.45
2	53	C	Corey LEWIS	Honda - Corey Lewis Racing	51.175	11	11	0.083	0.083	84.31
3	23	C	Harry STAFFORD	Honda - RCS/BTB	51.374	9	11	0.282	0.199	83.99
4	72		Connor BEHAN	Honda - SP125/Express Forklifts	51.422	11	11	0.330	0.048	83.91
5	16		Shaun HORSMAN	Honda - Symitry I.T North	51.423	11	11	0.331	0.001	83.91
6	87		Lee COSTELLO	Honda - Vent-Axia/www.sp125racing.com	51.537	11	11	0.445	0.114	83.72
7	7	C	Deane BROWN	Honda - Colin Appleyard / Macadam Racing	51.753	11	11	0.661	0.216	83.37
8	19		Michael HILL	Honda - TABOO Motorsport	51.826	9	9	0.734	0.073	83.26
9	13		Rob GUIVER	Honda - SP125/RG Racing	51.867	8	10	0.775	0.041	83.19
10	4		Philip WAKEFIELD	Honda - PWR/Sandbach Scrap Metal	52.045	9	10	0.953	0.178	82.90
11	77	C	Taylor MACKENZIE	Honda - MMCG Motorpoint	52.104	10	11	1.012	0.059	82.81
12	29		James LODGE	Honda - KRP/Earnshaws Motorcycles	52.231	11	11	1.139	0.127	82.61
13	6		Martin GLOSSOP	Seel - KRP/Bradley Smith Racing	52.260	8	11	1.168	0.029	82.56
14	2		Robbie STEWART	Honda - Repli-Cast UK	52.285	8	11	1.193	0.025	82.52
15	50	C	Tim HASTINGS	Honda - KRP/Bradley Smith Racing	52.317	6	8	1.225	0.032	82.47
16	12		Edward RENDELL	Honda - Team Aztec GP	52.484	11	11	1.392	0.167	82.21
17	5	C	Tomas DOUGHTY	Honda - TopGear Racing	52.538	10	10	1.446	0.054	82.13
18	61		Paul JORDAN	Honda - KRP/Bradley Smith Racing	52.542	9	11	1.450	0.004	82.12
19	41	C	Shaun WINFIELD	Honda - TAG Triumph	52.551	9	11	1.459	0.009	82.11
20	26	C	Nicole McALEER	Honda - Megabikes.ie	52.816	10	10	1.724	0.265	81.69
21	28		Jon VINCENT	Honda - Molly/GRF Heavy Transport	52.900	6	8	1.808	0.084	81.56
22	17	C	John McPHEE	Honda - McPhee Racing	53.157	10	11	2.065	0.257	81.17
23	21		Tom STANFORD	Honda - Stanford Racing	53.401	10	10	2.309	0.244	80.80
24	27		Catherine GREEN	Honda - www.cgracing27.co.uk	53.421	8	8	2.329	0.020	80.77
25	10	C	Peter SUTHERLAND	Aprillia - Kinpac Racing	53.582	8	9	2.490	0.161	80.53
26	96		Ryan SAXELBY	Honda - KRP/Bradley Smith Racing	53.624	8	11	2.532	0.042	80.46
27	33		Dan MORETON	Honda - DM Racing/Astech Moto-Tune	53.685	9	10	2.593	0.061	80.37
28	86		Luke HARVEY	Honda - RV Racing	53.724	9	9	2.632	0.039	80.31
29	69	C	Joshua HARLAND	Honda -	53.946	8	9	2.854	0.222	79.98
30	66		Tom HAYWARD	Honda - KRP/Daniel Hayward Racing	54.770	8	8	3.678	0.824	78.78
31	11	C	Tom WEEDEN	Honda - TABOO Motorsport Junior Team	54.975	7	7	3.883	0.205	78.49
32	91		Ian STANFORD	Honda - Stanford Racing	55.105	11	11	4.013	0.130	78.30
33	22	C	Matthew PAULO	Honda - Paulo Racing	55.253	8	9	4.161	0.148	78.09
34	9	C	Niall CAMPBELL	Honda - Kinpac Racing	55.437	6	9	4.345	0.184	77.83
35	99	C	Kasey WYATT	Honda - Repli-Cast UK	56.099	9	10	5.007	0.662	76.91
36	24		Ben BARRETT	Honda - SP125Racing/Lowerdale Autos	56.106	9	11	5.014	0.007	76.90
37	46	C	Ross WALKER	Honda - Ross Walker Racing	56.387	7	8	5.295	0.281	76.52

Weather / Track : Cloudy / Damp

These results are provisional until the conclusion of any judicial and technical matters.

Brands Hatch Indy
Circuit Length = 1.1986 miles
Start: 09:35 End: 09:47

Race Director :

Stewards :

Timekeeper :

MCRCB BULLETIN TK128

2009 Relentless British 125GP Championship & ACU Academy Cup

WARM-UP - SECTOR ANALYSIS

2	Robbie STEWART				Repli-Cast UK										
1-	Out	62.1	17.423	67.7	18.652	113.9	1:07.060	7-	21.533	75.1	<i>14.424</i>	82.5	<i>16.566</i>	118.4	52.523
2-	24.097	67.6	16.116	74.2	17.840	116.1	58.053	8-	<i>21.195</i>	<i>77.5</i>	14.523	77.9	16.567	<i>120.5</i>	52.285
3-	23.041	70.4	15.247	80.0	17.476	117.5	55.764	9-	21.605	71.7	15.289	<i>83.2</i>	17.022	115.5	53.916
4-	22.912	71.3	15.079	81.0	17.106	117.3	55.097	10-	21.784	72.2	15.152	82.1	16.681	117.9	53.617
5-	21.710	72.4	15.048	79.5	17.996	115.9	54.754	11-	21.832	72.2	15.542	73.3	17.134	120.1	54.508
6-	21.504	75.7	15.319	76.5	17.007	117.7	53.830								
4	Philip WAKEFIELD				PWR/Sandbach Scrap Metal										
1-	Out	62.3	18.960	64.7	20.597	99.6	1:10.892	6-	22.260	77.0	14.792	78.5	17.124	114.3	54.176
2-	27.206	62.5	17.931	68.5	19.756	105.4	1:04.893	7-	21.965	76.4	14.646	81.6	16.817	115.1	53.428
3-	25.153	70.7	16.634	70.6	19.422	105.5	1:01.209	8-	21.539	<i>77.4</i>	14.503	<i>83.0</i>	16.671	116.3	52.713
4-	23.942	72.0	16.046	75.1	18.714	110.6	58.702	9-	<i>21.241</i>	<i>77.4</i>	<i>14.270</i>	82.4	<i>16.534</i>	<i>118.6</i>	52.045
5-	23.317	74.4	15.384	75.6	17.838	112.6	56.539	10-	22.239	69.5	14.957	81.6	16.958	113.6	54.154
5	Tomas DOUGHTY				C TopGear Racing										
1-	22.216	75.5	15.902	73.7	17.322	115.7	55.440	6-	21.691	78.1	14.645	81.5	16.714	114.9	53.050
2-	22.306	75.5	15.150	77.1	17.099	<i>117.1</i>	54.555	7-	<i>21.473</i>	76.9	15.354	73.5	16.936	113.9	53.763
3-	22.394	76.4	14.797	79.0	17.125	113.7	54.316	8-	21.568	78.1	15.020	74.4	17.175	114.5	53.763
4-	21.858	76.7	14.950	77.5	16.865	115.7	53.673	9-	21.640	<i>78.3</i>	14.712	81.5	16.523	115.5	52.875
5-	21.776	76.5	14.873	78.9	16.726	113.2	53.375	10-	21.512	78.0	<i>14.558</i>	<i>83.6</i>	<i>16.468</i>	116.5	52.538
6	Martin GLOSSOP				KRP/Bradley Smith Racing										
1-	Out	58.9	19.456	62.2	20.015	97.1	1:12.221	7-	21.701	76.6	14.427	81.6	16.471	121.6	52.599
2-	25.367	72.2	16.997	69.8	17.786	111.7	1:00.150	8-	<i>21.421</i>	78.6	<i>14.388</i>	79.9	<i>16.451</i>	<i>122.7</i>	52.260
3-	23.801	73.5	15.793	72.9	17.675	115.5	57.269	9-	21.842	77.9	14.698	79.6	16.575	121.1	53.115
4-	23.524	73.7	15.411	74.6	17.244	122.2	56.179	10-	21.563	77.8	14.480	77.8	16.586	121.4	52.629
5-	23.110	76.3	14.752	79.3	16.866	121.1	54.728	11-	21.544	<i>78.8</i>	14.407	<i>82.2</i>	16.458	120.5	52.409
6-	21.874	74.1	14.595	79.7	16.638	121.1	53.107								
7	Deane BROWN				C Colin Appleyard / Macadam Racing										
1-	Out	69.6	16.778	68.4	18.735	117.5	1:07.571	7-	21.562	79.6	14.323	80.9	16.489	120.7	52.374
2-	23.495	74.7	15.517	74.8	17.367	119.6	56.379	8-	21.381	79.7	14.267	81.5	16.392	121.6	52.040
3-	22.240	77.1	15.561	75.3	17.140	121.4	54.941	9-	21.383	80.1	14.621	80.2	16.586	121.8	52.590
4-	22.023	78.3	14.638	78.9	17.309	120.7	53.970	10-	21.275	80.1	14.260	81.6	<i>16.302</i>	<i>124.3</i>	51.837
5-	21.755	78.4	14.517	80.0	16.836	120.3	53.108	11-	<i>21.214</i>	<i>80.2</i>	<i>14.148</i>	<i>83.9</i>	16.391	120.3	51.753
6-	21.727	79.2	14.308	81.6	16.744	120.3	52.779								
9	Niall CAMPBELL				C Kinpac Racing										
1-	Out	70.2	17.283	65.0	19.572	108.8	1:09.479	6-	<i>22.038</i>	<i>77.2</i>	15.819	71.6	<i>17.580</i>	<i>115.9</i>	55.437
2-	24.744	70.7	16.354	72.2	19.194	113.2	1:00.292	7-	22.915	74.7	15.465	<i>76.6</i>	17.628	112.8	56.008
3-	23.230	75.6	16.223	70.0	18.290	111.8	57.743	8-	22.486	75.8	<i>15.284</i>		In		2:12.102 P
4-	23.859	73.5	15.926	68.9	18.191	114.9	57.976	9-	Out	73.0	15.617	75.2	17.955	107.4	1:03.449
5-	22.692	75.0	15.580	67.8	17.791	113.2	56.063								
10	Peter SUTHERLAND				C Kinpac Racing										
1-	Out	47.0	24.975	47.6	In		3:07.263 P	6-	21.763	77.9	15.167	74.6	17.020	120.9	53.950
2-	Out	70.8	16.801	64.1	19.153	116.5	1:05.032	7-	22.191	78.7	15.147	<i>76.1</i>	16.943	120.3	54.281
3-	24.533	74.1	16.178	68.4	18.270	117.5	58.981	8-	21.867	<i>79.1</i>	14.974	75.7	<i>16.741</i>	<i>121.1</i>	53.582
4-	23.028	76.6	15.735	72.3	17.741	116.5	56.504	9-	<i>21.580</i>	79.0	<i>14.864</i>	74.8	17.149	119.8	53.593
5-	22.303	78.7	14.947	<i>76.1</i>	17.036	119.6	54.286								
11	Tom WEEDEN				C TABOO Motorsport Junior Team										
1-	23.756	75.2	15.912	73.9	17.819	114.3	57.487	5-	22.471	76.9	<i>15.083</i>	75.6	17.491	113.2	55.045
2-	22.993	75.3	15.662	75.2	17.524	<i>116.5</i>	56.179	6-	22.427	76.1	15.142	75.1	17.609	115.3	55.178
3-	22.911	75.9	15.569	72.5	18.045	113.2	56.525	7-	22.336	<i>77.0</i>	15.244	77.4	<i>17.395</i>	113.7	54.975
4-	22.691	76.1	15.397	<i>77.1</i>	17.594	115.1	55.682								
12	Edward RENDELL				Team Aztec GP										
1-	Out	71.6	16.448	64.3	18.016		1:04.337	7-	21.733	<i>77.8</i>	14.749	79.2	16.997		53.479
2-	22.792	74.3	15.462	69.9	17.726		55.980	8-	21.674	75.3	14.494	81.8	16.743		52.911
3-	22.560	69.2	16.026	76.6	17.380		55.966	9-	21.682	76.4	14.287	84.1	16.685		52.654
4-	22.050	76.2	14.762	77.0	17.277		54.089	10-	<i>21.469</i>	76.8	14.262	83.8	16.803		52.534

Brands Hatch Indy
Circuit Length = 1.1986 miles
Start: 09:35 End: 09:47

Weather / Track : Cloudy / Damp

MCRCB BULLETIN TK128

2009 Relentless British 125GP Championship & ACU Academy Cup

WARM-UP - SECTOR ANALYSIS

5-	22.003	74.7	14.437	83.5	17.278	<i>118.6</i>	53.718	11-	21.483	76.7	<i>14.189</i>	<i>86.0</i>	16.812	52.484	
6-	21.628	75.3	14.383	82.4	<i>16.637</i>	118.1	52.648								
13	Rob GUIVER		SP125/RG Racing												
1-	24.863	65.1	17.159	69.0	19.528	94.7	1:01.550	6-	23.142	73.1	15.350	73.3	17.162	118.4	55.654
2-	24.848	65.0	18.269	66.2	19.366	99.6	1:02.483	7-	21.769	78.4	14.951	76.9	16.603	<i>120.7</i>	53.323
3-	24.580	67.5	16.802	70.9	18.708	102.1	1:00.090	8-	21.050	79.5	<i>14.425</i>	77.4	<i>16.392</i>	119.0	51.867
4-	23.605	73.6	16.251	69.9	18.422	103.7	58.278	9-	21.006	79.8	14.459	76.7	16.463	119.0	51.928
5-	23.219	73.2	15.584	73.3	17.213	111.1	56.016	10-	<i>20.938</i>	<i>80.2</i>	14.459	<i>80.6</i>	16.538	<i>120.7</i>	51.935
16	Shaun HORSMAN		Symitry I.T North												
1-	Out	63.0	17.497	68.5	19.179	110.7	1:08.794	7-	21.147	77.8	14.309	81.9	16.327	120.1	51.783
2-	24.701	69.2	16.318	66.1	18.021	118.8	59.040	8-	21.078	<i>78.0</i>	14.502	78.1	17.100	120.1	52.680
3-	22.849	75.4	16.430	66.0	17.774	119.4	57.053	9-	21.477	76.1	14.997	77.9	16.505	119.4	52.979
4-	21.768	75.9	15.716	76.9	16.955	120.1	54.439	10-	20.983	77.6	<i>14.237</i>	<i>84.3</i>	<i>16.254</i>	119.6	51.474
5-	21.392	76.8	14.589	79.6	16.530	<i>120.9</i>	52.511	11-	<i>20.787</i>	77.4	14.374	83.0	16.262	119.4	51.423
6-	21.442	77.6	14.376	83.8	16.294	120.5	52.112								
17	John McPHEE		C McPhee Racing												
1-	Out	66.6	17.944	60.7	20.047	110.0	1:10.140	7-	22.054	75.4	15.407	73.0	17.259	110.7	54.720
2-	24.617	68.2	17.581	62.9	19.382	108.8	1:01.580	8-	22.013	69.2	15.436	76.3	17.226	109.8	54.675
3-	23.271	72.2	15.791	68.5	18.043	109.8	57.105	9-	21.772	76.4	15.103	73.8	17.077	111.5	53.952
4-	23.404	74.5	15.920	70.1	17.919	110.7	57.243	10-	21.479	<i>76.8</i>	<i>14.788</i>	<i>76.7</i>	<i>16.890</i>	<i>112.0</i>	53.157
5-	22.525	73.6	15.367	72.2	17.574	111.3	55.466	11-	<i>21.459</i>	76.0	15.123	74.7	16.941	111.5	53.523
6-	22.098	74.8	16.080	69.8	17.456	110.9	55.634								
19	Michael HILL		TABOO Motorsport												
1-	Out	74.5	15.130	77.0	17.088	118.6	57.937	6-	<i>21.053</i>	78.3	14.415	<i>83.6</i>	16.590	120.5	52.058
2-	22.453	75.4	14.989	80.0	17.025	119.0	54.467	7-	21.214	78.4	14.444	81.0	16.512	<i>121.1</i>	52.170
3-	21.956	76.0	14.830	79.0	In		1:19.273 P	8-	21.625	<i>79.5</i>	14.750	75.8	16.568	120.7	52.943
4-	Out	76.4	14.604	82.7	16.963	119.2	57.743	9-	21.104	79.2	<i>14.254</i>	83.3	<i>16.468</i>	120.5	51.826
5-	21.457	77.3	14.411	80.8	16.687	119.6	52.555								
21	Tom STANFORD		Stanford Racing												
1-	23.162	73.6	15.363	76.2	17.493	113.9	56.018	6-	21.900	76.0	14.822	80.3	17.106	114.1	53.828
2-	22.443	74.9	15.518	76.1	17.596	<i>114.5</i>	55.557	7-	21.778	76.0	15.263	<i>82.7</i>	<i>16.880</i>	113.4	53.921
3-	22.027	75.5	14.833	80.0	17.247	113.2	54.107	8-	21.919	75.9	15.002	77.4	17.478	113.6	54.399
4-	21.946	75.7	14.906	77.5	17.163	113.2	54.015	9-	22.198	76.7	15.134	81.6	17.047	112.6	54.379
5-	22.033	75.4	14.844	81.6	17.058	112.8	53.935	10-	<i>21.640</i>	<i>77.2</i>	<i>14.754</i>	81.5	17.007	112.0	53.401
22	Matthew PAULO		C Paulo Racing												
1-	Out	66.5	18.945	59.3	19.135	111.3	1:10.735	6-	<i>22.558</i>	<i>75.6</i>	16.106	72.5	18.517	112.0	57.181
2-	24.280	74.0	17.283	69.9	21.711	93.1	1:03.274	7-	22.802	<i>75.6</i>	<i>15.163</i>	<i>77.3</i>	17.474	115.1	55.439
3-	29.006	63.2	19.532	60.3	In		2:25.226 P	8-	22.672	<i>75.6</i>	15.245	76.1	17.336	115.5	55.253
4-	Out	71.3	16.895	71.0	18.476	110.0	1:09.143	9-	22.670	74.4	15.378	76.3	<i>17.300</i>	<i>116.3</i>	55.348
5-	24.249	72.2	15.617	75.7	17.610	114.1	57.476								
23	Harry STAFFORD		C RCS/BTB												
1-	Out	71.5	16.630	68.6	18.961	108.6	1:04.960	7-	22.113	78.2	14.502	74.2	16.593	117.1	53.208
2-	23.566	71.6	15.987	74.3	17.648	113.2	57.201	8-	21.501	80.0	14.156	<i>84.6</i>	16.460	117.1	52.117
3-	22.731	71.8	15.153	79.2	16.880	117.1	54.764	9-	<i>20.944</i>	80.1	<i>14.129</i>	84.3	<i>16.301</i>	117.3	51.374
4-	23.227	71.8	14.855	82.1	16.851	118.4	54.933	10-	21.119	79.9	14.614	77.8	16.564	116.7	52.297
5-	21.662	78.2	14.549	71.7	17.486	117.5	53.697	11-	21.007	<i>80.2</i>	14.257	83.6	16.465	116.1	51.729
6-	21.541	79.8	14.679	81.8	16.459	<i>118.6</i>	52.679								
24	Ben BARRETT		SP125Racing/Lowerdale Autos												
1-	Out	68.8	19.100	62.5	19.593	111.8	1:11.824	7-	23.133	75.2	15.833	70.3	17.766	115.9	56.732
2-	25.036	72.1	17.106	65.5	18.389	115.7	1:00.531	8-	22.869	<i>75.7</i>	15.650	76.3	17.605	115.7	56.124
3-	23.805	74.2	16.241	72.6	17.870	<i>116.5</i>	57.916	9-	<i>22.706</i>	75.0	15.771	74.9	17.629	114.5	56.106
4-	23.786	74.1	16.477	68.1	18.156	116.1	58.419	10-	22.905	74.8	15.778	<i>77.4</i>	<i>17.433</i>	114.9	56.116
5-	24.151	74.1	15.914	71.1	17.839	114.9	57.904	11-	22.905	73.9	<i>15.640</i>	73.8	17.687	113.7	56.232
6-	23.155	74.3	15.933	71.1	17.811	116.3	56.899								

Brands Hatch Indy
Circuit Length = 1.1986 miles
Start: 09:35 End: 09:47

Weather / Track : Cloudy / Damp

MCRCB BULLETIN TK128

2009 Relentless British 125GP Championship & ACU Academy Cup

WARM-UP - SECTOR ANALYSIS

26	Nicole McALEER					C Megabikes.ie									
1-	23.390	75.9	15.612	72.7	17.042	118.1	56.044	6-	21.602	78.5	14.911	<i>79.2</i>	16.660	117.3	53.173
2-	22.710	75.9	15.739	74.6	17.683	118.8	56.132	7-	22.257	67.5	16.659	67.9	16.903	119.8	55.819
3-	22.409	77.5	14.890	77.3	16.812	118.1	54.111	8-	21.707	77.7	15.064	76.7	16.936	118.1	53.707
4-	22.180	<i>78.8</i>	14.965	77.8	16.906	118.8	54.051	9-	22.363	78.5	15.559	73.0	16.867	<i>120.7</i>	54.789
5-	21.809	77.7	14.893	77.8	16.681	118.8	53.383	10-	<i>21.365</i>	78.5	<i>14.852</i>	78.5	<i>16.599</i>	120.3	52.816
27	Catherine GREEN					www.cgracing27.co.uk									
1-	Out	70.9	16.824	66.2	19.435	109.1	1:06.201	5-	22.505	76.4	15.674	73.9	16.959	118.8	55.138
2-	24.631	71.7	16.120	70.5	In		1:51.014 P	6-	22.245	76.2	14.927	76.6	16.738	117.3	53.910
3-	Out	72.6	15.839	70.5	17.868	116.1	1:02.162	7-	22.196	68.4	15.096	79.0	16.678	118.1	53.970
4-	23.141	75.3	15.244	75.1	17.373	117.1	55.758	8-	<i>22.097</i>	<i>78.1</i>	<i>14.738</i>	<i>79.7</i>	<i>16.586</i>	<i>119.4</i>	53.421
28	Jon VINCENT					Molly/GRF Heavy Transport									
1-	Out	67.3	17.593	72.0	17.744	114.5	1:07.213	5-	<i>21.472</i>	76.1	14.748	76.9	16.826	115.9	53.046
2-	22.701	73.6	15.477	73.1	17.302	114.7	55.480	6-	21.594	<i>76.1</i>	<i>14.653</i>	<i>80.9</i>	<i>16.653</i>	<i>118.6</i>	52.900
3-	22.546	74.5	15.010	78.5	16.919	115.7	54.475	7-	21.731	74.2	15.201	77.4	In		3:38.150 P
4-	21.695	74.9	15.027	78.2	16.862	115.9	53.584	8-	Out	56.2	16.637	75.8	17.744	108.6	1:06.557
29	James LODGE					KRP/Earnshaws Motorcycles									
1-	Out	63.0	18.334	62.6	19.703	99.7	1:09.600	7-	21.589	78.8	14.979	78.8	16.827	120.1	53.395
2-	24.755	73.5	17.896	71.0	18.635	104.7	1:01.286	8-	21.473	79.9	<i>14.617</i>	81.0	16.439	<i>121.6</i>	52.529
3-	23.815	74.0	16.120	73.2	17.430	119.6	57.365	9-	21.407	<i>80.1</i>	14.893	80.6	16.635	121.1	52.935
4-	22.757	76.0	15.554	75.8	17.253	120.9	55.564	10-	21.298	79.3	14.746	82.1	<i>16.309</i>	121.1	52.353
5-	22.087	78.3	15.186	77.1	16.976	120.3	54.249	11-	<i>21.239</i>	79.7	14.618	<i>82.5</i>	16.374	<i>121.6</i>	52.231
6-	21.615	79.7	14.921	79.7	16.662	120.5	53.198								
33	Dan MORETON					DM Racing/Astech Moto-Tune									
1-	Out	56.9	20.227	64.3	21.942	84.6	1:14.929	6-	22.261	76.1	15.250	78.1	In		2:01.086 P
2-	25.334	62.3	18.243	68.8	18.972	100.8	1:02.549	7-	Out	76.4	15.441	76.3	17.357	113.7	1:01.173
3-	23.934	68.1	16.118	77.0	17.218	113.9	57.270	8-	22.185	76.9	15.076	79.3	17.126	115.1	54.387
4-	22.779	74.0	15.598	76.9	17.247	<i>116.3</i>	55.624	9-	<i>21.759</i>	77.3	14.879	80.0	<i>17.047</i>	114.7	53.685
5-	22.233	76.5	15.193	77.8	17.415	114.3	54.841	10-	21.828	<i>77.9</i>	<i>14.872</i>	<i>80.2</i>	17.379	114.7	54.079
41	Shaun WINFIELD					C TAG Triumph									
1-	23.248	76.8	15.396	78.9	16.899	118.8	55.543	7-	21.732	78.0	14.795	<i>84.4</i>	16.535	118.4	53.062
2-	22.513	76.7	15.426	78.2	17.470	116.9	55.409	8-	21.428	78.3	14.806	<i>84.4</i>	16.545	117.9	52.779
3-	21.746	77.8	<i>14.725</i>	83.8	16.565	118.1	53.036	9-	<i>21.291</i>	<i>78.6</i>	14.862	83.3	<i>16.398</i>	<i>121.4</i>	52.551
4-	21.404	<i>78.6</i>	14.736	84.3	16.633	118.4	52.773	10-	21.996	78.4	14.856	80.3	16.728	119.8	53.580
5-	21.580	74.6	14.943	82.7	16.721	117.7	53.244	11-	21.982	77.5	14.919	84.1	16.789	119.0	53.690
6-	21.632	<i>78.6</i>	14.993	80.9	16.915	117.9	53.540								
46	Ross WALKER					C Ross Walker Racing									
1-	24.690	71.8	17.590	63.5	19.254	110.4	1:01.534	5-	22.828	75.5	16.173	65.3	18.108	113.7	57.109
2-	24.230	71.7	17.125	67.4	18.466	111.5	59.821	6-	23.301	70.5	16.675	70.7	17.674	114.9	57.650
3-	23.723	74.1	16.901	69.3	18.309	113.0	58.933	7-	22.786	75.2	<i>16.712</i>	72.6	<i>17.489</i>	<i>115.1</i>	56.387
4-	23.250	74.7	16.546	66.4	18.491	112.6	58.287	8-	<i>22.156</i>	<i>76.1</i>	16.832	<i>74.3</i>	In		3:22.059 P
50	Tim HASTINGS					C KRP/Bradley Smith Racing									
1-	Out	68.9	16.926	77.3	19.305	97.1	1:07.129	5-	21.730	78.4	<i>14.624</i>	<i>82.2</i>	<i>16.385</i>	121.4	52.739
2-	24.471	71.4	16.580	78.1	19.040	107.7	1:00.091	6-	<i>21.253</i>	79.6	14.663	79.7	16.401	<i>121.6</i>	52.317
3-	23.020	69.0	15.477	79.9	17.707	112.4	56.204	7-	21.396	<i>79.7</i>	14.730	80.0	16.698	120.7	52.824
4-	22.401	76.9	14.899	78.9	16.742	119.6	54.042	8-	22.223	75.2	15.061	80.8	In		1:51.271 P
52	Adam BLACKLOCK					C Repli-Cast UK									
1-	Out	77.0	15.226	81.5	17.074	<i>122.7</i>	59.031	7-	21.102	79.1	14.741	81.2	16.494	121.6	52.337
2-	23.493	76.8	15.607	79.7	16.620	121.1	55.720	8-	21.789	69.6	14.660	86.4	16.599	115.1	53.048
3-	22.329	76.7	16.189	75.4	16.597	122.2	55.115	9-	21.933	69.1	14.688	83.6	16.203	120.5	52.824
4-	21.723	78.9	14.311	81.2	16.383	120.9	52.417	10-	21.074	<i>79.9</i>	<i>13.864</i>	<i>87.2</i>	<i>16.154</i>	121.8	51.092
5-	21.081	79.0	14.244	86.7	16.336	121.8	51.661	11-	<i>20.909</i>	78.4	14.014	86.2	16.477	116.3	51.400
6-	21.542	79.0	14.086	85.2	16.269	120.9	51.897								

Brands Hatch Indy
Circuit Length = 1.1986 miles
Start: 09:35 End: 09:47

Weather / Track : Cloudy / Damp

MCRCB BULLETIN TK128

2009 Relentless British 125GP Championship & ACU Academy Cup

WARM-UP - SECTOR ANALYSIS

53	Corey LEWIS				C Corey Lewis Racing				
1-	Out 68.0	18.530 67.0	19.878 107.5	1:09.414	7-	21.402 78.2	14.235 83.0	16.554 119.0	52.191
2-	24.442 73.5	16.699 72.7	18.158 116.1	59.299	8-	21.021 79.2	14.313 79.3	17.133 119.6	52.467
3-	22.624 72.5	16.242 77.0	17.249 118.8	56.115	9-	21.381 76.9	15.259 75.8	16.759 118.8	53.399
4-	22.120 77.7	14.743 81.0	17.440 118.6	54.303	10-	20.928 78.9	14.157 83.2	16.506 118.6	51.591
5-	21.688 76.9	14.511 82.7	16.888 117.3	53.087	11-	20.855 79.2	14.027 84.9	16.293 118.8	51.175
6-	21.604 78.0	14.376 83.0	16.779 117.7	52.759					
61	Paul JORDAN				KRP/Bradley Smith Racing				
1-	Out 65.2	18.526 66.2	19.888 96.8	1:08.983	7-	21.749 77.5	14.640 81.6	16.756 120.5	53.145
2-	24.272 70.1	17.162 70.1	19.021 101.2	1:00.455	8-	21.528 77.5	14.545 82.4	16.541 119.8	52.614
3-	23.877 70.6	17.206 73.0	18.784 101.2	59.867	9-	21.414 77.3	14.546 82.5	16.582 120.3	52.542
4-	23.434 72.4	15.425 77.3	17.287 121.6	56.146	10-	23.011 57.1	18.119 76.3	19.249 98.3	1:00.379
5-	23.038 75.3	14.796 77.8	16.794 120.3	54.628	11-	22.474 76.5	15.449 78.8	16.774 120.7	54.697
6-	22.196 76.7	15.138 77.4	17.123 120.7	54.457					
66	Tom HAYWARD				KRP/Daniel Hayward Racing				
1-	Out 67.9	18.706 63.6	20.001	1:09.858	5-	Out 73.5	16.338 70.6	17.551 119.4	1:03.365
2-	25.605 70.1	17.499 70.7	18.597	1:01.701	6-	22.674 75.9	15.471 74.3	17.227 121.4	55.372
3-	23.917 74.6	16.352 70.1	18.250	58.519	7-	22.471 77.9	15.689 73.0	17.288	55.448
4-	23.855 75.8	16.119 70.0	ln	2:59.807 P	8-	22.150 76.1	15.485 75.4	17.135	54.770
69	Joshua HARLAND				C				
1-	26.056 67.9	17.431 67.3	18.527 107.7	1:02.014	6-	21.997 76.5	15.499 76.3	17.239 113.6	54.735
2-	23.517 74.6	16.686 69.6	17.571 113.7	57.774	7-	21.753 78.8	15.453 73.9	17.169 112.2	54.375
3-	22.837 77.0	16.044 70.0	17.520 115.7	56.401	8-	22.221 77.0	15.046 78.8	16.679 113.0	53.946
4-	22.307 78.3	15.647 76.7	16.976 111.8	54.930	9-	22.085 68.8	17.387 65.2	ln	1:24.795 P
5-	22.425 75.1	15.932 75.4	17.290 112.4	55.647					
72	Connor BEHAN				SP125/Express Forklifts				
1-	23.499 77.0	15.176 78.5	16.971 115.3	55.646	7-	21.327 78.3	14.358 85.9	16.490 114.5	52.175
2-	21.525 79.5	14.701 79.6	16.840 114.9	53.066	8-	21.421 78.6	14.303 82.1	16.437 115.9	52.161
3-	22.145 78.3	14.524 80.3	16.873 113.2	53.542	9-	20.734 79.5	14.137 87.2	16.597 114.1	51.468
4-	21.303 78.1	14.546 81.5	16.698 113.7	52.547	10-	21.813 78.2	14.820 89.7	16.126 114.5	52.759
5-	21.250 78.7	14.398 85.1	16.669 114.9	52.317	11-	21.049 79.6	14.154 87.6	16.219 115.3	51.422
6-	21.054 78.0	14.115 86.5	16.897 112.2	52.066					
77	Taylor MACKENZIE				C MMCG Motorpoint				
1-	Out 64.5	19.992 59.3	20.469 98.1	1:14.562	7-	22.161 77.1	15.988 75.3	17.121 119.4	55.270
2-	26.008 65.0	18.000 64.0	19.804 105.0	1:03.812	8-	21.738 75.8	14.723 78.5	16.780 119.4	53.241
3-	25.219 68.2	16.996 69.4	19.558 93.7	1:01.773	9-	21.568 78.1	14.569 77.7	16.654 118.6	52.791
4-	24.587 69.2	16.753 70.3	17.626 118.6	58.966	10-	21.305 78.9	14.412 81.0	16.387 119.0	52.104
5-	22.814 77.1	14.828 78.4	17.092 118.8	54.734	11-	21.662 76.4	14.455 81.9	16.385 120.9	52.502
6-	22.087 75.6	14.541 77.4	16.667 121.1	53.295					
86	Luke HARVEY				RV Racing				
1-	24.997 73.6	16.126 71.5	17.939 108.4	59.062	6-	22.598 76.0	15.348 77.8	17.456 108.1	55.402
2-	22.395 76.8	15.741 73.9	17.281 116.7	55.417	7-	22.963 74.4	15.418 76.3	ln	1:34.690 P
3-	22.261 76.1	15.564 75.1	17.510 112.0	55.335	8-	Out 76.9	15.165 78.9	17.037 110.2	59.013
4-	22.171 76.7	15.200 79.2	17.146 116.3	54.517	9-	21.701 78.5	14.946 78.2	17.077 116.3	53.724
5-	22.469 75.8	15.280 77.4	17.167 114.3	54.916					
87	Lee COSTELLO				Vent-Axia/www.sp125racing.com				
1-	22.437 75.4	15.385 76.5	16.975 115.1	54.797	7-	21.175 78.0	14.697 84.3	16.284 115.3	52.156
2-	22.286 74.9	15.300 78.8	16.701 118.1	54.287	8-	21.336 77.7	14.534 83.3	16.352 116.9	52.222
3-	21.710 76.8	15.020 79.7	16.667 115.9	53.397	9-	20.923 80.1	14.578 76.2	16.490 118.6	51.991
4-	21.508 78.0	14.612 83.5	16.408 116.3	52.528	10-	21.072 77.7	14.607 86.2	16.446 115.7	52.125
5-	21.118 78.3	14.480 81.2	16.743 115.3	52.341	11-	20.980 78.4	14.157 86.9	16.400 115.9	51.537
6-	21.218 78.3	14.279 85.1	16.605 115.5	52.102					
91	Ian STANFORD				Stanford Racing				
1-	Out 64.9	17.726 66.7	18.867 111.3	1:08.486	7-	23.061 73.4	16.004 73.2	17.423 118.1	56.488
2-	24.757 70.7	16.679 71.6	18.179 115.1	59.615	8-	23.025 73.3	15.537 75.1	17.394 116.3	55.956

Brands Hatch Indy
Circuit Length = 1.1986 miles
Start: 09:35 End: 09:47

Weather / Track : Cloudy / Damp

MCRCB BULLETIN TK128

2009 Relentless British 125GP Championship & ACU Academy Cup

WARM-UP - SECTOR ANALYSIS

3 -	23.596	73.7	16.295	69.8	17.807	116.3	57.698	9 -	23.238	72.3	15.437	76.6	17.386	117.3	56.061	
4 -	23.501	73.0	15.659	74.2	17.737	117.9	56.897	10 -	22.775	73.6	15.352	77.5	17.634	116.7	55.761	
5 -	23.230	74.4	15.510	74.8	17.240	117.9	55.980	11 -	22.710	74.5	15.197	77.5	17.198	116.3	55.105	
6 -	23.643	70.6	15.779	72.7	18.011	118.4	57.433									
96	Ryan SAXELBY							KRP/Bradley Smith Racing								
1 -	Out	61.1	18.682	65.2	19.449	107.2	1:09.921	7 -	21.871	77.8	15.215	74.4	16.820	122.9	53.906	
2 -	25.767	67.2	17.252	68.1	18.398	109.1	1:01.417	8 -	21.888	78.5	14.988	76.6	16.748	121.8	53.624	
3 -	24.341	72.2	16.663	68.7	18.133	115.1	59.137	9 -	22.231	77.5	15.255	76.6	16.694	122.5	54.180	
4 -	23.449	76.1	15.816	67.6	17.748	117.7	57.013	10 -	22.028	78.4	15.093	75.4	16.564	121.6	53.685	
5 -	22.775	77.0	15.427	70.6	17.196	119.8	55.398	11 -	21.869	78.0	14.973	74.8	16.826	121.8	53.668	
6 -	22.278	79.1	15.304	73.5	16.925	122.5	54.507									
99	Kasey WYATT							C Repli-Cast UK								
1 -	25.779	71.1	18.166	66.0	19.332	113.6	1:03.277	6 -	22.982	75.2	17.066	72.5	17.403	119.2	57.451	
2 -	24.714	72.6	17.425	66.0	18.316	116.9	1:00.455	7 -	22.960	75.8	15.972	73.1	17.386	116.7	56.318	
3 -	23.968	72.3	16.775	66.9	18.235	115.7	58.978	8 -	23.148	75.2	15.794	76.0	17.335	118.1	56.277	
4 -	24.051	71.8	16.853	69.3	17.997	117.1	58.901	9 -	23.072	76.0	15.679	73.2	17.348	117.5	56.099	
5 -	23.592	76.0	16.186	70.1	17.870	118.4	57.648	10 -	23.328	74.8	15.825	73.0	17.457	116.7	56.610	

MCRCB BULLETIN TK129

2009 Relentless British 125GP Championship & ACU Academy Cup

WARM-UP - SPEED TRAPS

SECTOR 1				SECTOR 2			FINISH LINE		
POS	NO	NAME	MPH	NO	NAME	MPH	NO	NAME	MPH
1	7	Deane BROWN	80.2	72	Connor BEHAN	89.7	7	Deane BROWN	124.3
2	13	Rob GUIVER	80.2	52	Adam BLACKLOCK	87.2	96	Ryan SAXELBY	122.9
3	23	Harry STAFFORD	80.2	87	Lee COSTELLO	86.9	6	Martin GLOSSOP	122.7
4	29	James LODGE	80.1	12	Edward RENDELL	86.0	52	Adam BLACKLOCK	122.7
5	87	Lee COSTELLO	80.1	53	Corey LEWIS	84.9	29	James LODGE	121.6
6	52	Adam BLACKLOCK	79.9	23	Harry STAFFORD	84.6	50	Tim HASTINGS	121.6
7	50	Tim HASTINGS	79.7	41	Shaun WINFIELD	84.4	61	Paul JORDAN	121.6
8	72	Connor BEHAN	79.6	16	Shaun HORSMAN	84.3	41	Shaun WINFIELD	121.4
9	19	Michael HILL	79.5	7	Deane BROWN	83.9	66	Tom HAYWARD	121.4
10	53	Corey LEWIS	79.2	5	Tomas DOUGHTY	83.6	10	Peter SUTHERLAND	121.1
11	10	Peter SUTHERLAND	79.1	19	Michael HILL	83.6	19	Michael HILL	121.1
12	96	Ryan SAXELBY	79.1	2	Robbie STEWART	83.2	77	Taylor MACKENZIE	121.1
13	77	Taylor MACKENZIE	78.9	4	Philip WAKEFIELD	83.0	16	Shaun HORSMAN	120.9
14	6	Martin GLOSSOP	78.8	29	James LODGE	82.5	13	Rob GUIVER	120.7
15	26	Nicole McALEER	78.8	61	Paul JORDAN	82.5	26	Nicole McALEER	120.7
16	69	Joshua HARLAND	78.8	6	Martin GLOSSOP	82.2	2	Robbie STEWART	120.5
17	41	Shaun WINFIELD	78.6	50	Tim HASTINGS	82.2	53	Corey LEWIS	119.6
18	86	Luke HARVEY	78.5	21	Tom STANFORD	82.1	27	Catherine GREEN	119.4
19	5	Tomas DOUGHTY	78.3	77	Taylor MACKENZIE	81.9	99	Kasey WYATT	119.2
20	27	Catherine GREEN	78.1	28	Jon VINCENT	80.9	4	Philip WAKEFIELD	118.6
21	16	Shaun HORSMAN	78.0	13	Rob GUIVER	80.6	12	Edward RENDELL	118.6
22	33	Dan MORETON	77.9	33	Dan MORETON	80.2	23	Harry STAFFORD	118.6
23	66	Tom HAYWARD	77.9	27	Catherine GREEN	79.7	28	Jon VINCENT	118.6
24	12	Edward RENDELL	77.8	26	Nicole McALEER	79.2	87	Lee COSTELLO	118.6
25	2	Robbie STEWART	77.5	86	Luke HARVEY	79.2	91	Ian STANFORD	118.4
26	61	Paul JORDAN	77.5	69	Joshua HARLAND	78.8	5	Tomas DOUGHTY	117.1
27	4	Philip WAKEFIELD	77.4	11	Tom WEEDEN	77.7	86	Luke HARVEY	116.7
28	9	Niall CAMPBELL	77.2	91	Ian STANFORD	77.5	11	Tom WEEDEN	116.5
29	21	Tom STANFORD	77.2	24	Ben BARRETT	77.4	24	Ben BARRETT	116.5
30	11	Tom WEEDEN	77.0	22	Matthew PAULO	77.3	22	Matthew PAULO	116.3
31	17	John McPHEE	76.8	17	John McPHEE	76.7	33	Dan MORETON	116.3
32	28	Jon VINCENT	76.1	9	Niall CAMPBELL	76.6	9	Niall CAMPBELL	115.9
33	46	Ross WALKER	76.1	96	Ryan SAXELBY	76.6	72	Connor BEHAN	115.9
34	99	Kasey WYATT	76.0	10	Peter SUTHERLAND	76.1	46	Ross WALKER	115.1
35	24	Ben BARRETT	75.7	99	Kasey WYATT	76.0	69	Joshua HARLAND	115.1
36	22	Matthew PAULO	75.6	66	Tom HAYWARD	75.4	21	Tom STANFORD	114.5
37	91	Ian STANFORD	74.5	46	Ross WALKER	74.3	17	John McPHEE	112.0

Weather / Track : Cloudy / Damp

www.tsl-timing.com

Brands Hatch Indy
Circuit Length = 1.1986 miles
Start: 09:35 End: 09:47

Printed - 09.49 Monday, 13 April 2009

MCRCB BULLETIN TK130

2009 Relentless British 125GP Championship & ACU Academy Cup

WARM-UP - BEST SECTOR TIMES

SECTOR 1			SECTOR 2			SECTOR 3			IDEAL / BEST COMPARISON							
POS	NO	NAME	TIME	NO	NAME	TIME	NO	NAME	TIME	POS	NO	NAME	IDEAL	BEST	DIFF	
1	72	BEHAN	20.734	52	BLACKLOCK	13.864	72	BEHAN	16.126	1	52	BLACKLOCK	50.927	51.092	0.165	
2	16	HORSMAN	20.787	53	LEWIS	14.027	52	BLACKLOCK	16.154	2	72	BEHAN	50.975	51.422	0.447	
3	53	LEWIS	20.855	72	BEHAN	14.115	16	HORSMAN	16.254	3	53	LEWIS	51.175	51.175	0.000	
4	52	BLACKLOCK	20.909	23	STAFFORD	14.129	87	COSTELLO	16.284	4	16	HORSMAN	51.278	51.423	0.145	
5	87	COSTELLO	20.923	7	BROWN	14.148	53	LEWIS	16.293	5	87	COSTELLO	51.364	51.537	0.173	
6	13	GUIVER	20.938	87	COSTELLO	14.157	23	STAFFORD	16.301	6	23	STAFFORD	51.374	51.374	0.000	
7	23	STAFFORD	20.944	12	RENDELL	14.189	7	BROWN	16.302	7	7	BROWN	51.664	51.753	0.089	
8	19	HILL	21.053	16	HORSMAN	14.237	29	LODGE	16.309	8	13	GUIVER	51.755	51.867	0.112	
9	2	STEWART	21.195	19	HILL	14.254	50	HASTINGS	16.385	9	19	HILL	51.775	51.826	0.051	
10	7	BROWN	21.214	4	WAKEFIELD	14.270	77	MACKENZIE	16.385	10	4	WAKEFIELD	52.045	52.045	0.000	
11	29	LODGE	21.239	6	GLOSSOP	14.388	13	GUIVER	16.392	11	77	MACKENZIE	52.102	52.104	0.002	
12	4	WAKEFIELD	21.241	77	MACKENZIE	14.412	41	WINFIELD	16.398	12	29	LODGE	52.165	52.231	0.066	
13	50	HASTINGS	21.253	2	STEWART	14.424	6	GLOSSOP	16.451	13	2	STEWART	52.185	52.285	0.100	
14	41	WINFIELD	21.291	13	GUIVER	14.425	5	DOUGHTY	16.468	14	6	GLOSSOP	52.260	52.260	0.000	
15	77	MACKENZIE	21.305	61	JORDAN	14.545	19	HILL	16.468	15	50	HASTINGS	52.262	52.317	0.055	
16	26	McALEER	21.365	5	DOUGHTY	14.558	4	WAKEFIELD	16.534	16	12	RENDELL	52.295	52.484	0.189	
17	61	JORDAN	21.414	29	LODGE	14.617	61	JORDAN	16.541	17	41	WINFIELD	52.414	52.551	0.137	
18	6	GLOSSOP	21.421	50	HASTINGS	14.624	96	SAXELBY	16.564	18	5	DOUGHTY	52.499	52.538	0.039	
19	17	McPHEE	21.459	28	VINCENT	14.653	2	STEWART	16.566	19	61	JORDAN	52.500	52.542	0.042	
20	12	RENDELL	21.469	41	WINFIELD	14.725	27	GREEN	16.586	20	28	VINCENT	52.778	52.900	0.122	
21	28	VINCENT	21.472	27	GREEN	14.738	26	McALEER	16.599	21	26	McALEER	52.816	52.816	0.000	
22	5	DOUGHTY	21.473	21	STANFORD	14.754	12	RENDELL	16.637	22	17	McPHEE	53.137	53.157	0.020	
23	10	SUTHERLAND	21.580	17	McPHEE	14.788	28	VINCENT	16.653	23	10	SUTHERLAND	53.185	53.582	0.397	
24	21	STANFORD	21.640	26	McALEER	14.852	69	HARLAND	16.679	24	21	STANFORD	53.274	53.401	0.127	
25	86	HARVEY	21.701	10	SUTHERLAND	14.864	10	SUTHERLAND	16.741	25	96	SAXELBY	53.406	53.624	0.218	
26	69	HARLAND	21.753	33	MORETON	14.872	21	STANFORD	16.880	26	27	GREEN	53.421	53.421	0.000	
27	33	MORETON	21.759	86	HARVEY	14.946	17	McPHEE	16.890	27	69	HARLAND	53.478	53.946	0.468	
28	96	SAXELBY	21.869	96	SAXELBY	14.973	86	HARVEY	17.037	28	33	MORETON	53.678	53.685	0.007	
29	9	CAMPBELL	22.038	69	HARLAND	15.046	33	MORETON	17.047	29	86	HARVEY	53.684	53.724	0.040	
30	27	GREEN	22.097	11	WEEDEN	15.083	66	HAYWARD	17.135	30	66	HAYWARD	54.756	54.770	0.014	
31	66	HAYWARD	22.150	22	PAULO	15.163	91	STANFORD	17.198	31	11	WEEDEN	54.795	54.975	0.180	
32	46	WALKER	22.156	91	STANFORD	15.197	22	PAULO	17.300	32	9	CAMPBELL	54.902	55.437	0.535	
33	11	WEEDEN	22.317	9	CAMPBELL	15.284	99	WYATT	17.335	33	22	PAULO	55.021	55.253	0.232	
34	22	PAULO	22.558	66	HAYWARD	15.471	11	WEEDEN	17.395	34	91	STANFORD	55.105	55.105	0.000	
35	24	BARRETT	22.706	24	BARRETT	15.640	24	BARRETT	17.433	35	46	WALKER	55.757	56.387	0.630	
36	91	STANFORD	22.710	99	WYATT	15.679	46	WALKER	17.489	36	24	BARRETT	55.779	56.106	0.327	
37	99	WYATT	22.960	46	WALKER	16.112	9	CAMPBELL	17.580	37	99	WYATT	55.974	56.099	0.125	
													Perfect Lap	50.724		

Brands Hatch Indy
Circuit Length = 1.1986 miles
Start: 09:35 End: 09:47

Weather / Track : Cloudy / Damp

www.tsl-timing.com


Printed - 09.49 Monday, 13 April 2009

MCRCB BULLETIN TK131

2009 Relentless British 125GP Championship & ACU Academy Cup

RACE 9 - FINAL GRID

ROW 10				54.359 99 Kasey WYATT	
ROW 9	53.872 91 Ian STANFORD	53.432 11 Tom WEEDEN	52.987 21 Tom STANFORD	52.924 9 Niall CAMPBELL	
ROW 8	52.748 24 Ben BARRETT	52.651 26 Nicole McALEER	52.290 22 Matthew PAULO	52.201 86 Luke HARVEY	
ROW 7	52.024 5 Tomas DOUGHTY	51.947 46 Ross WALKER	51.926 17 John McPHEE	51.595 12 Edward RENDELL	
ROW 6	51.520 41 Shaun WINFIELD	51.479 10 Peter SUTHERLAND	51.467 19 Michael HILL	51.347 27 Catherine GREEN	
ROW 5	51.288 69 Joshua HARLAND	51.220 33 Dan MORETON	51.219 77 Taylor MACKENZIE	51.028 53 Corey LEWIS	
ROW 4	50.964 4 Philip WAKEFIELD	50.924 2 Robbie STEWART	50.748 28 Jon VINCENT	50.548 52 Adam BLACKLOCK	
ROW 3	50.468 72 Connor BEHAN	50.439 87 Lee COSTELLO	50.330 96 Ryan SAXELBY	50.257 23 Harry STAFFORD	
ROW 2	50.243 7 Deane BROWN	50.222 13 Rob GUIVER	50.147 29 James LODGE	50.144 50 Tim HASTINGS	
ROW 1	50.126 61 Paul JORDAN	50.088 16 Shaun HORSMAN	50.039 66 Tom HAYWARD	49.926 6 Martin GLOSSOP	
Pole					



Brands Hatch Indy
Circuit Length = 1.1986 miles

Race Director :	Stewards :	Timekeeper :
-----------------	------------	--------------

MCRCB BULLETIN TK169

2009 Relentless British 125GP Championship & ACU Academy Cup RACE 9 - CLASSIFICATION

POS	NO	CL	NAME	ENTRY	LAPS	TIME	GAP	DIFF	MPH	BEST	ON
1	6		Martin GLOSSOP	Seel - KRP/Bradley Smith Racing	22	18:19.222			86.36	49.071	19
2	66		Tom HAYWARD	Honda - KRP/Daniel Hayward Racing	22	18:25.161	5.939	5.939	85.89	49.473	10
3	16		Shaun HORSMAN	Honda - Symitry I.T North	22	18:27.408	8.186	2.247	85.72	49.630	10
4	29		James LODGE	Honda - KRP/Earnshaws Motorcycles	22	18:28.322	9.100	0.914	85.65	49.535	21
5	61		Paul JORDAN	Honda - KRP/Bradley Smith Racing	22	18:33.644	14.422	5.322	85.24	49.585	9
6	72		Connor BEHAN	Honda - SP125/Express Forklifts	22	18:36.586	17.364	2.942	85.01	49.934	21
7	13		Rob GUIVER	Honda - SP125/RG Racing	22	18:37.608	18.386	1.022	84.94	50.003	5
8	23	C	Harry STAFFORD	Honda - RCS/BTB	22	18:37.627	18.405	0.019	84.93	49.985	13
9	96		Ryan SAXELBY	Honda - KRP/Bradley Smith Racing	22	18:52.271	33.049	14.644	83.84	50.445	6
10	27		Catherine GREEN	Honda - www.cgracing27.co.uk	22	18:52.661	33.439	0.390	83.81	50.360	19
11	12		Edward RENDELL	Honda - Team Aztec GP	22	18:53.394	34.172	0.733	83.75	50.456	20
12	4		Philip WAKEFIELD	Honda - PWR/Sandbach Scrap Metal	22	18:55.127	35.905	1.733	83.63	50.370	17
13	77	C	Taylor MACKENZIE	Honda - MMCG Motorpoint	22	18:55.188	35.966	0.061	83.62	50.546	22
14	41	C	Shaun WINFIELD	Honda - TAG Triumph	22	19:03.527	44.305	8.339	83.01	50.992	15
15	28		Jon VINCENT	Honda - Molly/GRF Heavy Transport	22	19:06.419	47.197	2.892	82.80	51.005	13
16	33		Dan MORETON	Honda - DM Racing/Astech Moto-Tune	22	19:06.472	47.250	0.053	82.80	51.062	21
17	17	C	John McPHEE	Honda - McPhee Racing	22	19:07.031	47.809	0.559	82.76	51.036	10
18	69	C	Joshua HARLAND	Honda -	22	19:07.648	48.426	0.617	82.71	51.312	15
19	10	C	Peter SUTHERLAND	Aprillia - Kinpac Racing	21	18:21.872	1 lap	1 lap	82.23	51.532	4
20	86		Luke HARVEY	Honda - RV Racing	21	18:33.740	1 lap	11.868	81.36	51.846	15
21	22	C	Matthew PAULO	Honda - Paulo Racing	21	18:34.358	1 lap	0.618	81.31	52.138	20
22	46	C	Ross WALKER	Honda - Ross Walker Racing	21	18:34.670	1 lap	0.312	81.29	51.890	16
23	5	C	Tomas DOUGHTY	Honda - TopGear Racing	21	18:34.727	1 lap	0.057	81.28	51.932	9
24	24		Ben BARRETT	Honda - SP125Racing/Lowerdale Autos	21	18:43.055	1 lap	8.328	80.68	52.671	10
25	21		Tom STANFORD	Honda - Stanford Racing	21	18:43.201	1 lap	0.146	80.67	52.565	10
26	11	C	Tom WEEDEN	Honda - TABOO Motorsport Junior Team	21	18:58.960	1 lap	15.759	79.56	53.194	15
27	99	C	Kasey WYATT	Honda - Repli-Cast UK	20	18:32.587	2 laps	1 lap	77.56	54.738	14

NOT CLASSIFIED

DNF	87		Lee COSTELLO	Honda - Vent-Axia/www.sp125racing.com	21	17:46.701	1 lap	0.000	84.94	49.962	17
DNF	50	C	Tim HASTINGS	Honda - KRP/Bradley Smith Racing	13	10:55.762	9 laps	8 laps	85.54	49.603	7
DNF	2		Robbie STEWART	Honda - Repli-Cast UK	13	12:16.585	9 laps	28.173	76.15	51.211	3
DNF	7	C	Deane BROWN	Honda - Colin Appleyard / Macadam Racing	10	8:32.367	12 laps	3 laps	84.21	50.267	6
DNF	52	C	Adam BLACKLOCK	Honda - Repli-Cast UK	10	8:32.513	12 laps	0.146	84.19	50.253	4
DNF	19		Michael HILL	Honda - TABOO Motorsport	8	7:05.941	14 laps	2 laps	81.04	51.557	7
DNF	53	C	Corey LEWIS	Honda - Corey Lewis Racing	7	6:11.229	15 laps	1 lap	81.36	51.383	7
DNF	91		Ian STANFORD	Honda - Stanford Racing	3	3:47.210	19 laps	4 laps	56.97	53.708	3
DNF	9	C	Niall CAMPBELL	Honda - Kinpac Racing	0						

FASTEST LAP

6			Martin GLOSSOP	Seel - KRP/Bradley Smith Racing	19	49.071	87.93 mph	141.51 kph
50	C		Tim HASTINGS	Honda - KRP/Bradley Smith Racing	7	49.603	86.99 mph	139.99 kph

Weather / Track : Cloudy / Dry

These results are provisional until the conclusion of any judicial and technical matters.

Brands Hatch Indy
Circuit Length = 1.1986 miles
Start: 13:45 End: 14:05

Race Director :	Stewards :	Timekeeper :
-----------------	------------	--------------

MCRCB BULLETIN TK170

2009 Relentless British 125GP Championship & ACU Academy Cup

RACE 9 - LAP CHART

Lap 1			Lap 2			Lap 3			Lap 4			Lap 5		
No	Behind	Laptime	No	Behind	Laptime	No	Behind	Laptime	No	Behind	Laptime	No	Behind	Laptime
6		55.412	6		49.907	6		49.969	6		49.937	6		49.890
66	1.529	56.941	66	1.889	50.267	66	2.116	50.196	50	2.259	50.052	50	2.453	50.084
50	1.741	57.153	50	2.043	50.209	50	2.144	50.070	66	2.393	50.214	66	2.631	50.128
16	1.783	57.195	16	2.605	50.729	16	2.773	50.137	16	3.248	50.412	16	3.412	50.054
13	1.842	57.254	7	2.884	50.905	7	3.329	50.414	13	3.752	50.316	13	3.865	50.003
7	1.886	57.298	13	3.138	51.203	13	3.373	50.204	7	3.946	50.554	7	4.380	50.324
72	2.290	57.702	72	3.167	50.784	72	3.693	50.495	23	4.284	50.238	23	4.760	50.366
87	2.561	57.973	23	3.491	50.835	23	3.983	50.461	52	4.351	50.253	52	4.858	50.397
23	2.563	57.975	52	3.610	50.818	52	4.035	50.394	72	4.372	50.616	29	4.859	49.761
52	2.699	58.111	87	3.643	50.989	29	4.564	50.604	29	4.988	50.361	72	4.863	50.381
96	2.812	58.224	29	3.929	50.971	87	4.694	51.020	61	5.087	50.320	61	5.187	49.990
29	2.865	58.277	61	4.156	50.880	61	4.704	50.517	87	5.456	50.699	87	5.967	50.401
61	3.183	58.595	96	4.477	51.572	96	5.138	50.630	96	5.685	50.484	96	6.300	50.505
77	3.581	58.993	12	5.672	51.655	12	7.447	51.744	12	9.020	51.510	12	10.480	51.350
12	3.924	59.336	77	5.934	52.260	77	7.714	51.749	77	9.349	51.572	77	10.795	51.336
69	3.974	59.386	69	6.535	52.468	19	8.445	51.800	19	10.276	51.768	19	12.280	51.894
19	4.139	59.551	19	6.614	52.382	41	8.694	51.899	41	10.311	51.554	27	12.290	51.465
41	4.254	59.666	41	6.764	52.417	27	9.058	51.830	27	10.715	51.594	41	12.474	52.053
53	4.502	59.914	53	7.098	52.503	69	9.087	52.521	53	10.995	51.754	53	12.881	51.776
28	4.669	1:00.081	27	7.197	52.252	4	9.171	51.318	4	11.108	51.874	28	13.151	51.516
27	4.852	1:00.264	28	7.280	52.518	53	9.178	52.049	28	11.525	52.036	4	13.218	52.000
4	5.219	1:00.631	10	7.346	51.942	28	9.426	52.115	69	11.525	52.375	69	13.755	52.120
10	5.311	1:00.723	4	7.822	52.510	33	9.713	51.679	33	11.729	51.953	33	13.786	51.947
33	5.776	1:01.188	33	8.003	52.134	10	10.195	52.818	10	11.790	51.532	10	14.427	52.527
46	5.967	1:01.379	17	8.685	52.188	2	10.626	51.211	17	12.269	51.563	2	14.645	52.180
17	6.404	1:01.816	2	9.384	52.262	17	10.643	51.927	2	12.355	51.666	17	14.656	52.277
21	6.466	1:01.878	46	9.481	53.421	86	12.449	52.834	86	15.286	52.774	86	18.133	52.737
86	6.469	1:01.881	86	9.584	53.022	46	12.907	53.395	46	16.261	53.291	21	19.206	52.790
2	7.029	1:02.441	21	10.020	53.461	21	13.248	53.197	21	16.306	52.995	46	19.265	52.894
11	7.060	1:02.472	24	10.612	53.410	24	13.877	53.234	24	17.006	53.066	5	19.921	52.504
24	7.109	1:02.521	11	11.310	54.157	5	14.048	52.638	5	17.307	53.196	24	19.928	52.812
22	7.345	1:02.757	22	11.368	53.930	22	14.466	53.067	22	17.392	52.863	22	19.995	52.493
5	7.618	1:03.030	5	11.379	53.668	11	15.344	54.003	11	18.914	53.507	11	22.885	53.861
91	7.732	1:03.144	91	11.755	53.930	91	15.494	53.708	99	23.904	55.629	99	29.392	55.378
99	8.194	1:03.606	99	13.308	55.021	99	18.212	54.873						

MCRCB BULLETIN TK170

2009 Relentless British 125GP Championship & ACU Academy Cup

RACE 9 - LAP CHART

Lap 6			Lap 7			Lap 8			Lap 9			Lap 10		
No	Behind	Laptime	No	Behind	Laptime	No	Behind	Laptime	No	Behind	Laptime	No	Behind	Laptime
6		49.763	6		49.725	6		49.632	6		49.613	6		49.667
50	2.643	49.953	50	2.521	49.603	50	2.618	49.729	50	2.609	49.604	50	2.917	49.975
66	2.852	49.984	66	2.916	49.789	66	2.952	49.668	66	3.127	49.788	66	2.933	49.473
16	3.580	49.931	16	3.710	49.855	16	3.815	49.737	16	3.972	49.770	99	1 LAP	56.310
13	4.189	50.087	13	4.489	50.025	13	5.307	50.450	13	5.891	50.197	16	3.935	49.630
7	4.884	50.267	7	5.984	50.825	61	6.301	49.751	61	6.273	49.585	61	6.655	50.049
72	5.141	50.041	61	6.182	50.335	7	6.720	50.368	29	7.036	49.855	13	6.782	50.558
29	5.269	50.173	29	6.261	50.717	29	6.794	50.165	7	7.757	50.650	29	7.014	49.645
52	5.432	50.337	72	6.303	50.887	72	7.039	50.368	23	8.347	50.548	7	8.852	50.762
61	5.572	50.148	52	6.370	50.663	52	7.179	50.441	52	8.400	50.834	23	8.952	50.272
23	6.010	51.013	23	6.608	50.323	23	7.412	50.436	87	8.550	50.259	52	8.998	50.265
87	6.652	50.448	87	7.238	50.311	87	7.904	50.298	72	8.616	51.190	72	9.330	50.381
96	6.982	50.445	96	8.979	51.722	96	11.068	51.721	96	13.296	51.841	87	9.342	50.459
12	12.135	51.418	12	13.713	51.303	12	15.450	51.369	12	16.875	51.038	96	15.587	51.958
77	12.478	51.446	77	14.028	51.275	77	15.680	51.284	77	17.203	51.136	12	18.347	51.139
27	13.672	51.145	27	14.800	50.853	27	16.101	50.933	27	17.587	51.099	77	18.376	50.840
19	14.530	52.013	19	16.362	51.557	4	18.869	51.993	4	20.323	51.067	27	18.825	50.905
41	14.584	51.873	4	16.508	51.171	41	18.900	51.845	41	20.957	51.670	4	21.610	50.954
53	14.968	51.850	53	16.626	51.383	33	19.105	51.474	33	20.967	51.475	41	22.663	51.373
4	15.062	51.607	41	16.687	51.828	28	19.451	52.100	28	21.111	51.273	33	22.887	51.587
28	15.173	51.785	28	16.983	51.535	17	20.492	51.645	17	22.287	51.408	28	22.963	51.519
33	15.318	51.295	33	17.263	51.670	69	20.582	52.181	69	22.656	51.687	17	23.656	51.036
69	15.955	51.963	69	18.033	51.803	2	20.618	52.158	2	22.847	51.842	69	24.489	51.500
2	16.206	51.324	2	18.092	51.611	10	21.135	51.949	10	23.242	51.720	2	24.557	51.377
17	16.600	51.707	17	18.479	51.604	19	21.706	54.976	86	30.635	52.839	10	25.261	51.686
10	16.631	51.967	10	18.818	51.912	86	27.409	52.696	46	30.934	52.595	86	33.544	52.576
86	21.232	52.862	86	24.345	52.838	46	27.952	52.707	22	31.388	52.151	46	33.730	52.463
46	22.002	52.500	46	24.877	52.600	22	28.850	52.569	5	31.517	51.932	22	33.861	52.140
21	22.282	52.839	21	25.824	53.267	21	28.993	52.801	21	32.404	53.024	5	33.925	52.075
5	22.646	52.488	22	25.913	52.726	5	29.198	52.770	24	32.917	52.837	21	35.302	52.565
22	22.912	52.680	5	26.060	53.139	24	29.693	52.854	11	40.092	54.303	24	35.921	52.671
24	23.251	53.086	24	26.471	52.945	11	35.402	54.113				11	44.032	53.607
11	27.026	53.904	11	30.921	53.620	99	46.202	55.289						
99	34.961	55.332	99	40.545	55.309									

Brands Hatch Indy
 Circuit Length = 1.1986 miles
 Start: 13:45 End: 14:05

Weather / Track : Cloudy / Dry

MCRCB BULLETIN TK170

2009 Relentless British 125GP Championship & ACU Academy Cup

RACE 9 - LAP CHART

Lap 11			Lap 12			Lap 13			Lap 14			Lap 15		
No	Behind	Laptime	No	Behind	Laptime	No	Behind	Laptime	No	Behind	Laptime	No	Behind	Laptime
6		49.596	6		49.583	6		49.578	6		49.436	6		49.671
66	3.027	49.690	66	3.175	49.731	66	3.271	49.674	66	3.452	49.617	66	3.342	49.561
50	3.075	49.754	50	3.315	49.823	50	3.490	49.753	16	4.701	49.769	16	4.696	49.666
16	4.047	49.708	16	4.240	49.776	11	1 LAP	54.154	61	7.868	50.023	61	8.426	50.229
61	6.962	49.903	61	7.188	49.809	16	4.368	49.706	11	1 LAP	53.883	29	8.598	49.581
13	7.789	50.603	29	8.228	49.933	61	7.281	49.671	29	8.688	49.802	13	11.203	50.574
29	7.878	50.460	13	8.730	50.524	29	8.322	49.672	13	10.300	50.260	11	1 LAP	53.246
99	1 LAP	55.205	72	11.557	50.746	13	9.476	50.324	87	13.356	50.522	72	14.120	50.383
72	10.394	50.660	87	11.799	50.663	72	12.219	50.240	72	13.408	50.625	87	14.122	50.437
87	10.719	50.973	23	12.029	50.727	87	12.270	50.049	23	13.471	50.471	23	14.239	50.439
23	10.885	51.529	99	1 LAP	55.450	23	12.436	49.985	96	22.737	51.375	96	24.186	51.120
96	17.744	51.753	96	19.209	51.048	99	1 LAP	55.333	27	25.522	51.339	27	26.629	50.778
12	20.376	51.625	12	22.356	51.563	96	20.798	51.167	12	25.713	51.174	12	26.990	50.948
77	20.400	51.620	77	22.396	51.579	27	23.619	50.800	99	1 LAP	55.125	77	27.516	51.024
27	20.472	51.243	27	22.397	51.508	12	23.975	51.197	77	26.163	51.236	4	28.632	50.914
4	23.120	51.106	4	24.509	50.972	77	24.363	51.545	4	27.389	50.826	99	1 LAP	54.738
41	24.878	51.811	33	26.604	51.066	4	25.999	51.068	41	30.646	51.312	41	31.967	50.992
33	25.121	51.830	41	26.929	51.634	33	28.467	51.441	33	30.710	51.679	33	32.355	51.316
28	25.168	51.801	17	27.407	51.280	41	28.770	51.419	28	31.103	51.552	28	32.532	51.100
17	25.710	51.650	28	27.560	51.975	28	28.987	51.005	17	31.533	51.308	17	32.966	51.104
69	26.386	51.493	69	28.125	51.322	17	29.661	51.832	69	31.909	51.341	69	33.550	51.312
2	26.594	51.633	2	29.116	52.105	69	30.004	51.457	10	36.153	53.149	10	38.485	52.003
10	27.774	52.109	10	30.171	51.980	2	31.663	52.125	22	45.585	52.240	22	48.103	52.189
86	37.047	53.099	22	39.973	52.365	10	32.440	51.847	46	46.554	52.176	46	48.950	52.067
22	37.191	52.926	86	40.496	53.032	22	42.781	52.386	86	46.792	52.607	86	48.967	51.846
46	37.341	53.207	46	40.681	52.923	86	43.621	52.703	5	46.897	52.485	5	49.367	52.141
5	37.416	53.087	5	40.798	52.965	46	43.814	52.711	24	48.835	52.691			
21	38.619	52.913	21	42.130	53.094	5	43.848	52.628	21	49.286	53.200			
24	39.295	52.970	24	42.441	52.729	21	45.522	52.970						
11	48.657	54.221				24	45.580	52.717						

Brands Hatch Indy
 Circuit Length = 1.1986 miles
 Start: 13:45 End: 14:05

Weather / Track : Cloudy / Dry

MCRCB BULLETIN TK170

2009 Relentless British 125GP Championship & ACU Academy Cup

RACE 9 - LAP CHART

Lap 16			Lap 17			Lap 18			Lap 19			Lap 20		
No	Behind	Laptime	No	Behind	Laptime	No	Behind	Laptime	No	Behind	Laptime	No	Behind	Laptime
6		49.613	6		50.128	6		49.525	6		49.071	6		49.723
24	1 LAP	53.307	22	1 LAP	52.544	66	4.068	50.282	66	4.792	49.795	99	2 LAPS	55.007
21	1 LAP	53.362	46	1 LAP	51.890	86	1 LAP	52.385	86	1 LAP	52.070	66	5.045	49.976
66	3.443	49.714	86	1 LAP	52.014	22	1 LAP	52.737	16	7.564	50.787	16	7.776	49.935
16	4.955	49.872	5	1 LAP	52.498	46	1 LAP	52.865	22	1 LAP	52.681	29	9.766	49.814
29	8.874	49.889	66	3.311	49.996	5	1 LAP	51.971	46	1 LAP	52.472	86	1 LAP	52.578
61	9.030	50.217	16	5.516	50.689	16	5.848	49.857	5	1 LAP	53.092	22	1 LAP	52.255
13	12.174	50.584	24	1 LAP	53.292	29	9.013	50.079	29	9.675	49.733	46	1 LAP	52.541
72	14.740	50.233	21	1 LAP	53.264	24	1 LAP	52.835	61	10.982	50.349	5	1 LAP	52.484
87	14.998	50.489	29	8.459	49.713	61	9.704	50.365	24	1 LAP	53.251	61	11.520	50.261
23	15.144	50.518	61	8.864	49.962	21	1 LAP	52.939	21	1 LAP	52.885	13	16.155	51.034
11	1 LAP	53.194	13	12.291	50.245	13	13.200	50.434	13	14.844	50.715	24	1 LAP	53.170
96	26.176	51.603	72	14.626	50.014	72	15.457	50.356	72	16.465	50.079	72	16.960	50.218
27	27.842	50.826	87	14.832	49.962	87	15.465	50.158	87	16.604	50.210	87	17.091	50.210
12	28.057	50.680	23	15.092	50.076	23	15.848	50.281	23	16.950	50.173	21	1 LAP	53.241
77	28.774	50.871	11	1 LAP	53.586	11	1 LAP	53.699	11	1 LAP	53.713	23	17.400	50.173
4	29.740	50.721	96	26.994	50.946	96	28.239	50.770	96	29.990	50.822	96	31.158	50.891
41	33.766	51.412	27	28.325	50.611	27	29.477	50.677	27	30.766	50.360	11	1 LAP	53.889
33	34.992	52.250	12	28.572	50.643	12	29.615	50.568	12	31.551	51.007	27	31.756	50.713
17	35.435	52.082	77	29.568	50.922	77	30.964	50.921	4	32.639	50.495	12	32.284	50.456
69	35.677	51.740	4	29.982	50.370	4	31.215	50.758	77	32.652	50.759	4	33.753	50.837
28	35.681	52.762	41	34.950	51.312	41	36.745	51.320	41	38.978	51.304	77	33.756	50.827
99	1 LAP	55.005	33	36.574	51.710	33	38.887	51.838	28	42.074	52.008	41	40.742	51.487
10	40.940	52.068	28	36.894	51.341	17	38.982	51.593	33	42.366	52.550	28	43.791	51.440
			17	36.914	51.607	28	39.137	51.768	69	42.535	52.152	33	44.028	51.385
			69	37.268	51.719	69	39.454	51.711	17	42.585	52.674	69	44.663	51.851
			99	1 LAP	55.080	10	45.576	52.487	10	48.373	51.868	17	44.853	51.991
			10	42.614	51.802	99	1 LAP	54.857						

Brands Hatch Indy
 Circuit Length = 1.1986 miles
 Start: 13:45 End: 14:05

Weather / Track : Cloudy / Dry

MCRCB BULLETIN TK170

2009 Relentless British 125GP Championship & ACU Academy Cup

RACE 9 - LAP CHART

Lap 21			Lap 22		
No	Behind	Laptime	No	Behind	Laptime
6		49.743	6		50.040
10	1 LAP	52.103	10	1 LAP	51.680
66	6.085	50.783	66	5.939	49.894
16	8.174	50.141	16	8.186	50.052
99	2 LAPS	55.089	29	9.100	49.582
29	9.558	49.535	99	2 LAPS	54.951
86	1 LAP	52.001	61	14.422	51.989
61	12.473	50.696	86	1 LAP	52.346
22	1 LAP	52.138	22	1 LAP	52.521
46	1 LAP	52.308	46	1 LAP	52.265
5	1 LAP	51.988	5	1 LAP	51.948
13	16.936	50.524	72	17.364	50.253
72	17.151	49.934	13	18.386	51.490
87	17.519	50.171	23	18.405	50.571
23	17.874	50.217	24	1 LAP	53.251
24	1 LAP	53.406	21	1 LAP	53.164
21	1 LAP	53.352	96	33.049	50.847
96	32.242	50.827	27	33.439	50.838
27	32.641	50.628	12	34.172	50.962
12	33.250	50.709	4	35.905	50.700
4	35.245	51.235	77	35.966	50.546
11	1 LAP	53.427	11	1 LAP	54.401
77	35.460	51.447	41	44.305	51.789
41	42.556	51.557	28	47.197	52.091
28	45.146	51.098	33	47.250	51.943
33	45.347	51.062	17	47.809	51.339
69	46.244	51.324	69	48.426	52.222
17	46.510	51.400			

2009 Relentless British 125GP Championship & ACU Academy Cup

RACE 9 - POSITION CHART

No	Name	Laps Pos																						
			1	2	3	4	5	6	7	8	9	10	11	12	13	14	15	16	17	18	19	20	21	22
6	Martin GLOSSOP	1	6	6	6	6	6	6	6	6	6	6	6	6	6	6	6	6	6	6	6	6	6	6
66	Tom HAYWARD	2	66	66	66	50	50	50	50	50	50	50	66	66	66	66	66	66	66	66	66	66	66	66
50	Tim HASTINGS	3	50	50	50	66	66	66	66	66	66	66	50	50	50	16	16	16	16	16	16	16	16	16
16	Shaun HORSMAN	4	16	16	16	16	16	16	16	16	16	16	16	16	16	61	61	29	29	29	29	29	29	29
13	Rob GUIVER	5	13	7	7	13	13	13	13	13	13	61	61	61	61	29	29	61	61	61	61	61	61	61
7	Deane BROWN	6	7	13	13	7	7	7	7	7	61	61	13	13	29	29	13	13	13	13	13	13	13	72
72	Connor BEHAN	7	72	72	72	23	23	72	61	7	29	29	29	13	13	87	72	72	72	72	72	72	72	13
87	Lee COSTELLO	8	87	23	23	52	52	29	29	29	7	7	72	72	72	72	87	87	87	87	87	87	87	23
23	Harry STAFFORD	9	23	52	52	72	29	52	72	72	23	23	87	87	87	23	23	23	23	23	23	23	23	96
52	Adam BLACKLOCK	10	52	87	29	29	72	61	52	52	52	52	23	23	23	96	96	96	96	96	96	96	96	27
96	Ryan SAXELBY	11	96	29	87	61	61	23	23	23	87	72	96	96	96	27	27	27	27	27	27	27	27	12
29	James LODGE	12	29	61	61	87	87	87	87	87	72	87	12	12	27	12	12	12	12	12	12	12	12	4
61	Paul JORDAN	13	61	96	96	96	96	96	96	96	96	96	96	77	77	12	77	77	77	77	77	4	4	77
77	Taylor MACKENZIE	14	77	12	12	12	12	12	12	12	12	12	27	27	77	4	4	4	4	4	4	77	77	41
12	Edward RENDELL	15	12	77	77	77	77	77	77	77	77	77	4	4	4	41	41	41	41	41	41	41	41	28
69	Joshua HARLAND	16	69	69	19	19	19	27	27	27	27	27	41	33	33	33	33	33	33	33	33	28	28	33
19	Michael HILL	17	19	19	41	41	27	19	19	4	4	4	33	41	41	28	28	17	28	17	33	33	33	17
41	Shaun WINFIELD	18	41	41	27	41	41	4	41	41	41	28	17	28	17	69	17	69	17	28	69	69	69	69
53	Corey LEWIS	19	53	53	69	53	53	53	53	33	33	33	17	28	17	69	69	28	69	69	17	17	17	17
28	Jon VINCENT	20	28	27	4	4	28	4	41	28	28	28	69	69	69	10	10	10	10	10	10	10	10	10
27	Catherine GREEN	21	27	28	53	28	4	28	28	17	17	17	2	2	2	22	22	22	86	86	86	86	86	86
4	Philip WAKEFIELD	22	4	10	28	69	69	33	33	69	69	69	10	10	10	46	46	46	22	22	22	22	22	22
10	Peter SUTHERLAND	23	10	4	33	33	33	69	69	2	2	2	86	22	22	86	86	86	46	46	46	46	46	46
33	Dan MORETON	24	33	33	10	10	10	2	2	10	10	10	22	86	86	5	5	5	5	5	5	5	5	5
46	Ross WALKER	25	46	17	2	17	2	17	17	19	86	86	46	46	46	24	24	24	24	24	24	24	24	24
17	John McPHEE	26	17	2	17	2	17	10	10	86	46	46	5	5	5	21	21	21	21	21	21	21	21	21
21	Tom STANFORD	27	21	46	86	86	86	86	86	46	22	22	21	21	21	11	11	11	11	11	11	11	11	11
86	Luke HARVEY	28	86	86	46	46	21	46	46	22	5	5	24	24	24	99	99	99	99	99	99	99	99	99
2	Robbie STEWART	29	2	21	21	21	46	21	21	21	21	21	11	11	11									
11	Tom WEEDEN	30	11	24	24	24	5	5	22	5	24	24	99	99	99									
24	Ben BARRETT	31	24	11	5	5	24	22	5	24	11	11												
22	Matthew PAULO	32	22	22	22	22	22	24	24	11	99	99												
5	Tomas DOUGHTY	33	5	5	11	11	11	11	11	99														
91	Ian STANFORD	34	91	91	91	99	99	99	99															
99	Kasey WYATT	35	99	99	99																			

MCRCB BULLETIN TK172

2009 Relentless British 125GP Championship & ACU Academy Cup

RACE 9 - SECTOR ANALYSIS

2	Robbie STEWART					Repli-Cast UK									
1-	68.4	15.791	78.6	17.095	117.9	1:02.441	8-	21.539	75.4	14.122	86.2	16.497	116.7	52.158	
2-	21.265	73.8	14.605	79.5	16.392	120.7	52.262	9-	21.018	78.3	14.333	83.2	16.491	119.0	51.842
3-	20.832	74.8	14.124	85.7	16.255	121.6	51.211	10-	20.992	76.0	14.086	86.2	16.299	118.4	51.377
4-	20.917	76.1	14.509	83.6	16.240	121.1	51.666	11-	21.213	77.6	14.194	87.4	16.226	118.8	51.633
5-	21.234	75.3	14.543	77.8	16.403	120.9	52.180	12-	21.098	73.1	14.221	86.4	16.786	116.3	52.105
6-	20.874	77.9	14.224	83.8	16.226	119.2	51.324	13-	21.254	76.3	14.374	83.9	16.497	116.3	52.125
7-	20.932	78.3	14.333	81.6	16.346	120.1	51.611								
4	Philip WAKEFIELD					PWR/Sandbach Scrap Metal									
1-	78.0	15.108	82.4	16.639	117.1	1:00.631	12-	20.741	77.9	13.822	90.2	16.409	113.7	50.972	
2-	21.444	78.3	14.480	82.4	16.586	117.1	52.510	13-	20.731	77.8	13.882	89.5	16.455	114.1	51.068
3-	21.052	79.3	14.048	90.9	16.218	117.7	51.318	14-	20.590	78.5	13.800	92.7	16.436	114.3	50.826
4-	21.313	78.8	14.095	89.5	16.466	116.1	51.874	15-	20.757	76.3	13.805	90.6	16.352	114.7	50.914
5-	20.833	78.0	14.371	81.6	16.796	115.9	52.000	16-	20.539	74.1	13.865	91.7	16.317	114.3	50.721
6-	20.907	76.9	14.281	84.6	16.419	116.1	51.607	17-	20.489	78.7	13.672	91.9	16.209	113.4	50.370
7-	20.702	78.7	14.282	85.4	16.187	117.7	51.171	18-	20.604	78.4	13.858	88.9	16.296	115.9	50.758
8-	21.077	78.3	14.453	89.8	16.463	113.9	51.993	19-	20.409	78.5	13.619	90.7	16.467	113.2	50.495
9-	20.877	79.2	13.764	90.6	16.426	113.7	51.067	20-	20.666	78.3	13.758	90.6	16.413	113.2	50.837
10-	20.682	77.3	13.811	91.7	16.461	113.6	50.954	21-	20.794	78.6	13.944	82.7	16.497	113.6	51.235
11-	20.898	77.2	13.840	90.4	16.368	113.6	51.106	22-	20.560	78.7	13.696	88.4	16.444	112.4	50.700
5	Tomas DOUGHTY					C TopGear Racing									
1-	76.6	16.077	74.4	16.896	119.0	1:03.030	12-	21.705	76.9	14.743	77.8	16.517	117.1	52.965	
2-	21.988	76.9	15.056	80.5	16.624	117.3	53.668	13-	21.398	77.8	14.756	78.9	16.474	118.1	52.628
3-	21.545	78.0	14.657	81.0	16.436	119.0	52.638	14-	21.146	79.7	14.908	81.3	16.431	118.4	52.485
4-	21.674	79.3	14.728	80.9	16.794	117.7	53.196	15-	21.342	77.5	14.240	85.4	16.559	113.6	52.141
5-	21.351	76.9	14.513	82.5	16.640	114.7	52.504	16-	21.216	77.8	14.708	81.3	16.574	116.1	52.498
6-	21.439	78.3	14.634	82.5	16.415	117.7	52.488	17-	21.030	78.3	14.445	82.5	16.496	117.7	51.971
7-	21.323	77.2	15.207	76.9	16.609	117.5	53.139	18-	21.815	76.5	14.560	80.0	16.717	115.3	53.092
8-	21.634	77.9	14.492	84.9	16.644	117.7	52.770	19-	21.365	78.9	14.572	81.3	16.547	115.5	52.484
9-	21.283	79.0	14.285	84.1	16.364	117.5	51.932	20-	21.163	77.6	14.353	84.6	16.472	116.5	51.988
10-	21.184	79.8	14.325	82.7	16.566	117.7	52.075	21-	21.013	77.6	14.661	81.3	16.274	117.5	51.948
11-	21.743	78.1	14.723	79.2	16.621	117.7	53.087								
6	Martin GLOSSOP					KRP/Bradley Smith Racing									
1-	80.1	13.831	86.9	15.904	121.8	55.412	12-	20.439	82.3	13.483	89.1	15.661	123.4	49.583	
2-	20.570	81.7	13.639	87.2	15.698	122.5	49.907	13-	20.498	81.5	13.478	87.6	15.602	122.7	49.578
3-	20.428	80.0	13.733	88.4	15.808	122.7	49.969	14-	20.300	81.7	13.454	86.7	15.682	123.4	49.436
4-	20.503	81.0	13.609	88.1	15.825	121.4	49.937	15-	20.332	81.5	13.639	88.2	15.700	124.7	49.671
5-	20.526	81.3	13.628	87.2	15.736	122.0	49.890	16-	20.585	81.8	13.430	88.9	15.598	124.5	49.613
6-	20.389	81.8	13.659	88.8	15.715	122.5	49.763	17-	20.472	81.7	13.812	85.2	15.844	122.7	50.128
7-	20.496	81.7	13.522	87.9	15.707	123.4	49.725	18-	20.246	82.0	13.624	88.2	15.655	122.9	49.525
8-	20.364	82.1	13.495	88.6	15.773	123.4	49.632	19-	20.094	82.6	13.259	89.5	15.718	123.6	49.071
9-	20.338	81.2	13.565	88.1	15.710	123.1	49.613	20-	20.233	81.5	13.761	87.7	15.729	123.1	49.723
10-	20.373	82.3	13.556	87.4	15.738	123.1	49.667	21-	20.317	81.3	13.555	84.1	15.871	122.9	49.743
11-	20.168	82.3	13.692	87.7	15.736	123.1	49.596	22-	20.558	81.5	13.667	86.4	15.815	114.9	50.040
7	Deane BROWN					C Colin Appleyard / Macadam Racing									
1-	81.1	14.340	82.8	15.882	122.7	57.298	6-	20.414	81.1	13.706	86.5	16.147	120.9	50.267	
2-	20.891	81.6	14.051	85.7	15.963	122.5	50.905	7-	20.637	81.7	14.012	87.6	16.176	120.1	50.825
3-	20.631	81.4	13.728	84.1	16.055	121.8	50.414	8-	20.693	81.4	13.680	86.7	15.995	122.5	50.368
4-	20.724	81.4	13.828	85.1	16.002	122.7	50.554	9-	20.713	82.0	13.841	84.7	16.096	120.9	50.650
5-	20.564	82.7	13.885	85.7	15.875	122.5	50.324	10-	20.707	80.8	13.925	85.5	16.130	120.5	50.762
10	Peter SUTHERLAND					C Kinpac Racing									
1-	77.5	15.390	78.6	16.543	122.5	1:00.723	12-	21.034	78.5	14.491	81.8	16.455	120.1	51.980	
2-	21.145	80.7	14.598	82.5	16.199	122.2	51.942	13-	21.118	79.2	14.350	81.5	16.379	120.5	51.847
3-	21.296	80.3	15.180	82.7	16.342	122.5	52.818	14-	21.016	79.9	15.487	79.3	16.646	117.5	53.149
4-	20.929	80.3	14.487	82.2	16.116	124.3	51.532	15-	21.013	79.0	14.319	81.6	16.671	113.6	52.003
5-	21.335	80.0	14.828	79.9	16.364	121.8	52.527	16-	21.089	78.3	14.388	81.5	16.591	119.0	52.068
6-	20.878	80.5	14.279	80.9	16.810	115.1	51.967	17-	20.895	78.9	14.289	81.5	16.618	110.0	51.802
7-	21.020	80.2	14.452	82.1	16.440	107.5	51.912	18-	21.291	78.3	14.637	81.0	16.559	118.6	52.487
8-	21.115	79.4	14.442	83.3	16.392	113.9	51.949	19-	21.044	78.5	14.394	80.6	16.430	118.8	51.868

Brands Hatch Indy
Circuit Length = 1.1986 miles
Start: 13:45 End: 14:05

Weather / Track : Cloudy / Dry

MCRCB BULLETIN TK172

2009 Relentless British 125GP Championship & ACU Academy Cup

RACE 9 - SECTOR ANALYSIS

9-	<i>20.862</i>	80.1	14.515	81.3	16.343	121.8	51.720	20-	20.918	79.1	14.662	77.7	16.523	119.4	52.103
10-	20.942	80.0	14.455	82.4	16.289	122.0	51.686	21-	20.935	80.3	<i>14.251</i>	80.8	16.494	118.4	51.680
11-	21.097	78.1	14.622	81.2	16.390	120.3	52.109								
11	Tom WEEDEN														
	C TABOO Motorsport Junior Team														
1-	75.5	15.431	73.8	17.192	115.3	1:02.472	12-	22.320	72.5	14.797	79.6	17.037	117.3	54.154	
2-	22.311	76.7	14.859	78.9	16.987	117.7	54.157	13-	21.933	75.8	14.955	80.6	16.995	114.9	53.883
3-	22.195	77.2	14.793	80.6	17.015	117.9	54.003	14-	21.705	77.0	14.597	81.0	16.944	114.5	53.246
4-	21.762	<i>77.9</i>	14.735	78.1	17.010	117.1	53.507	15-	<i>21.668</i>	76.5	14.537	80.5	16.989	113.7	53.194
5-	22.043	77.0	14.732	79.9	17.086	116.3	53.861	16-	21.704	77.3	<i>14.486</i>	80.0	17.396	114.3	53.586
6-	22.104	76.8	14.877	<i>81.5</i>	16.923	116.1	53.904	17-	22.019	75.5	14.712	78.2	16.968	115.1	53.699
7-	21.875	76.7	14.739	78.5	17.006	114.1	53.620	18-	21.821	76.5	14.726	77.5	17.166	113.4	53.713
8-	21.922	76.2	15.089	76.3	17.102	115.5	54.113	19-	22.152	76.1	14.752	80.6	16.985	115.3	53.889
9-	22.026	76.2	15.263	79.5	17.014	115.1	54.303	20-	21.895	76.0	14.830	80.8	<i>16.702</i>	<i>118.6</i>	53.427
10-	21.832	77.0	14.672	80.2	17.103	114.5	53.607	21-	21.989	75.0	14.915	77.9	17.497	111.8	54.401
11-	22.086	76.1	14.988	81.2	17.147	113.4	54.221								
12	Edward RENDELL														
	Team Aztec GP														
1-	78.1	14.953	77.5	16.340	59.336	12-	21.162	78.4	14.048	85.5	16.353	51.563			
2-	20.936	77.9	14.294	86.7	16.425	117.3	51.655	13-	20.897	78.5	14.064	88.1	16.236	116.7	51.197
3-	21.071	76.6	14.119	86.9	16.554	51.744	14-	<i>20.505</i>	78.6	14.200	86.9	16.469	116.7	51.174	
4-	20.932	77.8	14.152	85.9	16.426	51.510	15-	20.672	78.1	13.986	86.4	16.290	50.948		
5-	20.971	77.6	14.014	87.7	16.365	115.7	51.350	16-	20.640	78.3	13.844	87.6	16.196	117.1	50.680
6-	20.946	76.8	13.960	87.7	16.512	115.5	51.418	17-	20.522	<i>78.8</i>	13.882	86.0	16.239	116.7	50.643
7-	20.856	77.0	14.030	87.7	16.417	116.1	51.303	18-	20.529	78.6	13.945	87.0	<i>16.094</i>	<i>117.7</i>	50.568
8-	20.847	77.3	14.060	88.1	16.462	115.9	51.369	19-	20.899	76.2	13.816	88.2	16.292	116.7	51.007
9-	20.794	77.8	13.846	<i>88.8</i>	16.398	115.5	51.038	20-	20.550	78.3	<i>13.717</i>	87.7	16.189	50.456	
10-	20.779	77.6	13.839	86.9	16.521	51.139	21-	20.750	78.3	13.785	86.5	16.174	116.9	50.709	
11-	21.226	77.9	13.950	86.5	16.449	114.9	51.625	22-	20.634	78.2	14.019	86.9	16.309	115.7	50.962
13	Rob GUIVER														
	SP125/RG Racing														
1-	78.9	14.299	80.8	15.973	<i>122.9</i>	57.254	12-	20.780	81.2	13.809	85.9	15.935	120.1	50.524	
2-	21.432	<i>81.3</i>	13.899	<i>87.0</i>	15.872	120.7	51.203	13-	20.489	80.7	13.841	86.0	15.994	119.4	50.324
3-	20.577	81.1	13.821	86.5	<i>15.806</i>	<i>122.9</i>	50.204	14-	20.411	80.0	13.807	86.4	16.042	119.6	50.260
4-	20.482	80.5	13.871	86.7	15.963	120.3	50.316	15-	20.494	80.2	13.891	85.7	16.189	118.6	50.574
5-	20.410	80.8	<i>13.729</i>	86.5	15.864	120.9	50.003	16-	20.498	79.9	13.870	84.9	16.216	118.1	50.584
6-	20.479	80.8	13.741	86.5	15.867	120.7	50.087	17-	20.381	80.3	13.823	84.3	16.041	119.0	50.245
7-	20.438	80.7	13.749	86.9	15.838	120.1	50.025	18-	20.421	80.0	13.921	84.3	16.092	119.2	50.434
8-	<i>20.348</i>	<i>81.3</i>	14.036	83.9	16.066	119.2	50.450	19-	20.469	79.9	14.009	82.4	16.237	119.8	50.715
9-	20.383	80.7	13.841	86.7	15.973	119.6	50.197	20-	20.640	80.8	14.182	82.5	16.212	117.9	51.034
10-	20.566	80.5	13.903	85.1	16.089	118.6	50.558	21-	20.578	80.0	13.916	83.9	16.030	119.6	50.524
11-	20.582	80.8	13.892	84.7	16.129	118.8	50.603	22-	20.434	74.6	14.721	85.9	16.335	116.1	51.490
16	Shaun HORSMAN														
	Symetry I.T North														
1-	77.3	14.395	85.1	16.223	<i>120.7</i>	57.195	12-	20.158	80.8	13.898	88.8	<i>15.720</i>	120.3	49.776	
2-	20.726	78.4	14.116	88.2	15.887	<i>120.7</i>	50.729	13-	20.080	80.0	<i>13.671</i>	90.2	15.955	118.8	49.706
3-	20.331	79.6	13.839	86.0	15.967	<i>120.7</i>	50.137	14-	20.246	80.9	13.727	88.8	15.796	119.4	49.769
4-	20.459	79.5	14.013	88.9	15.940	119.4	50.412	15-	20.175	79.8	13.733	89.1	15.758	119.4	49.666
5-	20.409	78.7	13.888	87.0	15.757	120.3	50.054	16-	20.118	79.7	13.833	88.8	15.921	118.8	49.872
6-	20.293	80.0	13.798	87.9	15.840	120.1	49.931	17-	20.367	<i>81.0</i>	14.303	82.5	16.019	119.0	50.689
7-	20.284	80.0	13.821	88.9	15.750	119.8	49.855	18-	20.290	79.9	13.810	89.7	15.757	120.1	49.857
8-	20.253	79.9	13.681	89.3	15.803	119.8	49.737	19-	20.633	78.1	14.028	84.9	16.126	120.1	50.787
9-	20.250	79.4	13.757	89.1	15.763	120.1	49.770	20-	20.342	80.1	13.721	90.2	15.872	118.8	49.935
10-	<i>20.067</i>	80.0	13.697	<i>90.7</i>	15.866	119.4	49.630	21-	20.484	80.1	13.798	89.3	15.859	119.0	50.141
11-	20.156	80.5	13.799	89.1	15.753	120.1	49.708	22-	20.377	79.8	13.811	89.7	15.864	119.2	50.052
17	John McPHEE														
	C McPhee Racing														
1-	75.0	15.320	75.3	17.041	113.4	1:01.816	12-	20.627	80.3	14.338	81.3	16.315	112.2	51.280	
2-	21.046	77.9	14.669	78.8	16.473	114.1	52.188	13-	20.526	78.9	14.715	72.9	16.591	112.0	51.832
3-	20.985	78.4	14.442	81.2	16.500	114.3	51.927	14-	20.735	78.4	<i>14.153</i>	82.1	16.420	114.1	51.308
4-	20.905	78.4	14.355	82.2	16.303	<i>115.3</i>	51.563	15-	20.567	79.5	14.252	82.1	16.285	113.4	51.104
5-	20.968	78.4	14.795	77.5	16.514	113.0	52.277	16-	20.703	77.3	15.000	79.2	16.379	111.5	52.082
6-	21.006	77.0	14.407	<i>82.7</i>	16.294	114.5	51.707	17-	20.790	80.0	14.390	80.0	16.427	111.7	51.607
7-	20.607	78.5	14.387	79.9	16.610	112.8	51.604	18-	21.061	78.3	14.281	82.5	16.251	113.4	51.593
8-	20.688	78.6	14.468	79.6	16.489	112.4	51.645	19-	21.237	75.6	14.839	76.3	16.598	108.8	52.674

Brands Hatch Indy
Circuit Length = 1.1986 miles
Start: 13:45 End: 14:05

Weather / Track : Cloudy / Dry

MCRCB BULLETIN TK172

2009 Relentless British 125GP Championship & ACU Academy Cup

RACE 9 - SECTOR ANALYSIS

9-	20.664	77.8	14.405	81.2	16.339	112.2	51.408	20-	21.021	77.5	14.432	78.9	16.538	111.5	51.991
10-	20.602	79.6	14.197	81.2	<i>16.237</i>	113.0	51.036	21-	20.592	77.6	14.399	80.2	16.409	111.1	51.400
11-	20.700	<i>80.4</i>	14.324	81.9	16.626	113.2	51.650	22-	<i>20.506</i>	79.7	14.293	81.6	16.540	110.0	51.339
19	Michael HILL TABOO Motorsport														
1-	79.0	14.821	73.7	16.416	<i>122.5</i>	59.551	5-	21.105	78.2	14.237	83.5	16.552	118.8	51.894	
2-	21.664	79.1	14.333	81.3	<i>16.385</i>	<i>122.5</i>	52.382	6-	21.404	<i>79.7</i>	14.153	84.6	16.456	119.8	52.013
3-	<i>20.905</i>	78.6	14.338	83.8	16.557	119.6	51.800	7-	20.940	78.7	14.106	<i>86.2</i>	16.511	119.2	51.557
4-	21.029	78.1	14.192	83.9	16.547	120.5	51.768	8-	20.983	77.7	<i>14.101</i>	84.7	19.892	63.4	54.976
21	Tom STANFORD Stanford Racing														
1-	74.2	15.351	78.5	17.015	<i>117.1</i>	1:01.878	12-	21.757	75.9	14.443	83.2	16.894	111.1	53.094	
2-	21.941	77.0	14.662	81.5	16.858	116.7	53.461	13-	21.523	75.9	14.526	85.4	16.921	110.9	52.970
3-	21.666	76.4	14.644	83.3	16.887	115.3	53.197	14-	21.634	76.5	14.652	86.2	16.914	111.5	53.200
4-	21.472	76.3	14.703	80.5	16.820	116.5	52.995	15-	21.598	75.9	14.992	85.1	16.772	111.8	53.362
5-	21.467	<i>77.2</i>	14.430	84.1	16.893	112.2	52.790	16-	21.631	75.9	14.755	78.8	16.878	112.8	53.264
6-	21.630	76.0	14.448	85.5	16.761	113.9	52.839	17-	21.442	75.6	14.603	83.0	16.894	113.2	52.939
7-	21.453	77.0	15.025	84.7	16.789	112.4	53.267	18-	<i>21.321</i>	76.4	14.714	83.8	16.850	114.1	52.885
8-	21.499	75.7	14.416	85.7	16.886	111.1	52.801	19-	21.667	75.7	14.729	84.3	16.845	114.1	53.241
9-	21.771	76.2	14.380	<i>86.7</i>	16.873	111.7	53.024	20-	21.671	76.6	14.688	83.0	16.993	110.6	53.352
10-	21.495	75.8	14.335	85.4	<i>16.735</i>	113.0	52.565	21-	21.613	75.9	14.614	83.9	16.937	112.8	53.164
11-	21.534	76.7	<i>14.310</i>	84.4	17.069	110.0	52.913								
22	Matthew PAULO C Paulo Racing														
1-	76.6	15.932	79.7	16.908	118.1	1:02.757	12-	21.415	77.3	14.307	84.7	16.643	115.5	52.365	
2-	22.173	76.6	14.826	81.9	16.931	114.1	53.930	13-	21.484	77.6	14.164	84.6	16.738	114.9	52.386
3-	21.775	77.4	14.691	79.7	16.601	119.4	53.067	14-	21.284	77.7	14.249	84.4	16.707	114.3	52.240
4-	21.566	78.0	14.544	82.8	16.753	119.0	52.863	15-	21.394	78.3	<i>14.153</i>	<i>86.4</i>	16.642	115.1	52.189
5-	21.426	77.7	14.716	<i>86.4</i>	<i>16.351</i>	<i>120.7</i>	52.493	16-	21.296	76.8	14.390	84.3	16.858	116.5	52.544
6-	21.722	77.4	14.430	83.8	16.528	119.4	52.680	17-	21.278	<i>78.8</i>	14.774	84.4	16.685	115.5	52.737
7-	21.355	78.0	14.679	76.3	16.692	119.0	52.726	18-	21.803	77.4	14.256	80.9	16.622	118.6	52.681
8-	21.604	77.1	14.416	85.2	16.549	117.9	52.569	19-	21.209	77.9	14.282	81.6	16.764	115.7	52.255
9-	21.377	77.3	14.277	85.7	16.497	118.4	52.151	20-	21.303	77.9	14.208	85.2	16.627	116.5	52.138
10-	<i>21.079</i>	77.7	14.351	81.3	16.710	117.9	52.140	21-	21.544	75.7	14.416	82.5	16.561	116.9	52.521
11-	21.553	78.1	14.715	80.9	16.658	118.1	52.926								
23	Harry STAFFORD C RCS/BTB														
1-	79.6	14.318	82.8	16.301	117.9	57.975	12-	20.652	80.7	14.039	87.6	16.036	117.3	50.727	
2-	20.778	79.8	14.022	84.9	16.035	120.3	50.835	13-	20.376	82.0	13.725	<i>89.7</i>	15.884	119.4	49.985
3-	20.597	81.8	13.822	86.7	16.042	119.8	50.461	14-	20.594	81.7	13.835	87.4	16.042	116.9	50.471
4-	20.492	81.5	13.831	87.6	15.915	<i>120.7</i>	50.238	15-	20.534	<i>82.5</i>	13.884	86.5	16.021	117.1	50.439
5-	20.414	81.5	13.839	87.0	16.113	119.4	50.366	16-	20.544	81.4	13.835	87.4	16.139	117.7	50.518
6-	20.884	79.9	14.186	87.0	15.943	120.1	51.013	17-	20.384	81.9	<i>13.693</i>	87.7	15.999	118.1	50.076
7-	20.372	82.0	13.991	84.7	15.960	119.2	50.323	18-	20.538	82.0	13.710	86.5	16.033	117.5	50.281
8-	20.731	81.9	13.854	84.9	<i>15.851</i>	119.4	50.436	19-	20.438	82.0	13.748	86.9	15.987	119.2	50.173
9-	20.431	82.0	13.890	85.7	16.227	118.4	50.548	20-	20.419	81.0	13.759	87.4	15.995	120.3	50.173
10-	<i>20.270</i>	81.1	13.907	87.2	16.095	119.8	50.272	21-	20.574	82.0	13.717	88.2	15.926	119.0	50.217
11-	21.696	82.2	13.823	86.7	16.010	118.4	51.529	22-	20.508	81.7	13.869	84.7	16.194	116.3	50.571
24	Ben BARRETT SP125Racing/Lowerdale Autos														
1-	75.4	15.524	79.5	16.797	<i>119.8</i>	1:02.521	12-	21.629	78.5	<i>14.505</i>	84.1	16.595	115.5	52.729	
2-	22.019	77.4	14.702	82.8	16.689	118.1	53.410	13-	21.506	<i>78.6</i>	14.574	84.6	16.637	115.1	52.717
3-	21.874	76.9	14.660	83.9	16.700	117.5	53.234	14-	<i>21.425</i>	77.3	14.554	85.4	16.712	114.7	52.691
4-	21.670	78.3	14.700	83.2	16.696	117.3	53.066	15-	22.004	70.9	14.633	84.9	16.670	114.7	53.307
5-	21.704	76.7	14.670	83.6	<i>16.438</i>	117.7	52.812	16-	21.878	76.5	14.778	83.3	16.636	116.5	53.292
6-	21.968	76.5	14.552	82.4	16.566	119.0	53.086	17-	21.494	77.8	14.584	83.9	16.757	115.9	52.835
7-	21.628	78.1	14.765	83.2	16.552	117.1	52.945	18-	21.794	76.8	14.695	81.2	16.762	114.7	53.251
8-	21.703	77.6	14.654	83.5	16.497	117.9	52.854	19-	21.640	77.8	14.660	81.6	16.870	114.5	53.170
9-	21.596	78.3	14.571	85.2	16.670	116.5	52.837	20-	21.814	77.5	14.672	81.8	16.920	114.7	53.406
10-	21.579	78.5	14.506	<i>85.5</i>	16.586	116.1	52.671	21-	21.651	77.8	14.662	81.3	16.938	111.5	53.251
11-	21.600	77.6	14.583	84.7	16.787	114.7	52.970								
27	Catherine GREEN www.cgracing27.co.uk														
1-	77.9	15.169	77.8	16.400	115.1	1:00.264	12-	21.297	79.8	14.275	84.7	15.936	120.7	51.508	
2-	21.475	78.5	14.498	80.2	16.279	121.6	52.252	13-	20.792	77.6	14.030	85.4	15.978	119.2	50.800

Brands Hatch Indy
Circuit Length = 1.1986 miles
Start: 13:45 End: 14:05

Weather / Track : Cloudy / Dry

MCRCB BULLETIN TK172

2009 Relentless British 125GP Championship & ACU Academy Cup

RACE 9 - SECTOR ANALYSIS

3-	20.947	79.7	14.498	81.5	16.385	117.9	51.830	14-	20.652	79.9	14.062	77.4	16.625	117.9	51.339
4-	21.240	78.9	14.172	84.9	16.182	<i>121.8</i>	51.594	15-	20.714	79.5	13.977	85.9	16.087	118.6	50.778
5-	21.101	79.5	14.243	80.6	16.121	121.1	51.465	16-	20.771	78.2	13.950	84.7	16.105	119.2	50.826
6-	20.924	79.1	14.216	85.9	16.005	120.7	51.145	17-	20.547	79.1	14.004	84.3	16.060	119.2	50.611
7-	20.810	78.5	14.052	<i>86.2</i>	15.991	120.7	50.853	18-	20.645	79.7	13.979	83.0	16.053	120.1	50.677
8-	20.761	78.5	13.996	85.9	16.176	120.1	50.933	19-	20.556	79.7	13.904	84.7	<i>15.900</i>	119.8	50.360
9-	20.997	76.0	14.036	85.7	16.066	119.8	51.099	20-	20.480	78.8	14.222	83.2	16.011	120.1	50.713
10-	20.864	78.5	13.962	84.3	16.079	121.1	50.905	21-	20.796	79.4	<i>13.883</i>	85.2	15.949	119.2	50.628
11-	21.166	77.6	13.961	85.1	16.116	113.2	51.243	22-	<i>20.458</i>	<i>80.7</i>	14.017	84.1	16.363	117.7	50.838

28 Jon VINCENT Molly/GRF Heavy Transport

1-	77.5	15.204	80.9	16.422	<i>122.2</i>	1:00.081	12-	21.127	77.4	14.552	84.6	16.296	120.1	51.975	
2-	21.545	78.4	14.426	82.1	16.547	118.6	52.518	13-	20.817	<i>79.5</i>	14.110	82.5	<i>16.078</i>	118.8	51.005
3-	21.507	77.9	14.495	81.0	16.113	<i>122.2</i>	52.115	14-	20.907	78.8	14.298	83.8	16.347	118.6	51.552
4-	21.237	78.6	14.553	80.3	16.246	<i>122.2</i>	52.036	15-	20.769	79.3	14.203	85.7	16.128	119.4	51.100
5-	21.019	79.0	14.149	84.1	16.348	118.4	51.516	16-	21.064	78.2	15.244	78.2	16.454	119.8	52.762
6-	21.282	78.3	14.306	83.5	16.197	120.7	51.785	17-	20.749	79.4	14.324	81.6	16.268	120.1	51.341
7-	21.004	78.3	14.378	82.1	16.153	121.8	51.535	18-	20.951	78.0	14.646	84.1	16.171	119.6	51.768
8-	21.257	77.8	14.397	85.4	16.446	119.4	52.100	19-	21.238	77.0	14.366	83.8	16.404	116.3	52.008
9-	20.891	78.8	14.175	82.4	16.207	120.7	51.273	20-	20.881	77.7	<i>14.077</i>	86.2	16.482	115.5	51.440
10-	21.053	79.2	14.175	85.2	16.291	121.4	51.519	21-	<i>20.703</i>	78.2	14.078	<i>88.4</i>	16.317	116.5	51.098
11-	21.225	78.6	14.263	83.0	16.313	120.1	51.801	22-	20.776	78.4	15.065	85.4	16.250	116.7	52.091

29 James LODGE KRP/Earnshaws Motorcycles

1-	78.4	14.674	86.4	15.892	124.5	58.277	12-	20.450	81.5	13.662	85.5	15.821	121.6	49.933	
2-	20.811	81.7	14.373	87.2	15.787	<i>125.0</i>	50.971	13-	20.224	81.0	13.674	87.2	15.774	121.6	49.672
3-	20.645	80.3	14.164	87.6	15.795	123.8	50.604	14-	20.225	80.9	13.782	88.2	15.795	121.4	49.802
4-	20.447	81.0	14.125	87.2	15.789	123.6	50.361	15-	20.195	<i>82.3</i>	13.690	88.2	15.696	122.0	49.581
5-	20.252	82.1	13.923	88.8	<i>15.586</i>	122.9	49.761	16-	20.252	80.1	13.850	89.1	15.787	120.3	49.889
6-	20.636	79.5	13.893	88.9	15.644	124.5	50.173	17-	20.187	76.2	13.798	88.4	15.728	122.0	49.713
7-	20.794	80.0	14.170	87.7	15.753	122.9	50.717	18-	20.187	80.7	13.700	87.7	16.192	120.9	50.079
8-	20.497	82.2	13.904	89.3	15.764	122.5	50.165	19-	20.265	80.0	13.692	<i>90.0</i>	15.776	121.6	49.733
9-	20.373	80.6	13.636	86.9	15.846	121.8	49.855	20-	20.299	80.2	13.609	89.8	15.906	120.9	49.814
10-	<i>20.152</i>	81.3	13.709	85.5	15.784	121.8	49.645	21-	20.204	80.7	13.646	88.4	15.685	121.8	49.535
11-	20.461	79.9	13.941	80.9	16.058	123.8	50.460	22-	20.220	80.6	<i>13.582</i>	89.5	15.780	121.6	49.582

33 Dan MORETON DM Racing/Astech Moto-Tune

1-	75.8	15.368	77.9	16.651	117.7	1:01.188	12-	20.710	78.9	14.073	86.9	16.283	114.3	51.066	
2-	21.188	77.8	14.333	84.9	16.613	117.9	52.134	13-	20.980	78.2	14.044	86.5	16.417	113.7	51.441
3-	21.060	77.0	14.435	86.2	<i>16.184</i>	120.3	51.679	14-	21.013	78.8	14.218	87.4	16.448	113.2	51.679
4-	21.107	78.3	14.510	80.9	16.336	<i>120.5</i>	51.953	15-	20.868	77.8	14.156	87.2	16.292	114.7	51.316
5-	21.130	79.4	14.556	82.8	16.261	<i>120.5</i>	51.947	16-	21.073	78.1	14.556	<i>88.2</i>	16.621	113.2	52.250
6-	20.821	79.1	14.271	84.7	16.203	119.4	51.295	17-	21.063	78.3	14.171	86.9	16.476	113.6	51.710
7-	21.040	79.6	14.309	82.8	16.321	118.8	51.670	18-	21.046	78.5	14.145	86.7	16.647	113.6	51.838
8-	20.706	<i>80.0</i>	14.439	82.1	16.329	118.4	51.474	19-	21.256	74.7	14.727	81.2	16.567	114.7	52.550
9-	20.919	79.5	14.104	85.2	16.452	114.3	51.475	20-	20.912	78.5	14.094	88.1	16.379	114.7	51.385
10-	20.996	79.4	14.183	85.9	16.408	116.7	51.587	21-	20.841	78.3	<i>13.968</i>	86.5	16.253	115.5	51.062
11-	21.016	79.6	14.329	84.7	16.485	115.7	51.830	22-	<i>20.696</i>	79.0	14.743	87.7	16.504	114.9	51.943

41 Shaun WINFIELD C TAG Triumph

1-	78.2	14.852	81.3	16.383	122.2	59.666	12-	21.121	80.0	14.430	87.6	16.083	116.9	51.634	
2-	21.244	79.6	14.811	83.5	16.362	121.4	52.417	13-	20.885	79.4	14.321	85.9	16.213	117.3	51.419
3-	21.035	78.0	14.349	86.9	16.515	116.9	51.899	14-	20.880	<i>80.3</i>	14.385	87.2	16.047	116.5	51.312
4-	20.953	79.3	14.456	86.0	16.145	120.5	51.554	15-	<i>20.697</i>	78.4	14.245	<i>88.2</i>	16.050	117.5	50.992
5-	21.311	79.4	14.534	82.2	16.208	120.7	52.053	16-	20.866	78.9	<i>14.241</i>	87.2	16.305	116.7	51.412
6-	21.384	78.6	14.306	86.0	16.183	119.0	51.873	17-	20.802	76.6	14.318	87.7	16.192	115.3	51.312
7-	21.064	77.9	14.728	82.8	<i>16.036</i>	<i>123.4</i>	51.828	18-	20.832	79.2	14.265	87.6	16.223	116.1	51.320
8-	21.150	79.9	14.482	85.5	16.213	119.0	51.845	19-	20.737	79.0	14.325	87.6	16.242	115.9	51.304
9-	20.888	75.3	14.555	85.7	16.227	118.8	51.670	20-	20.785	79.6	14.387	88.1	16.315	115.3	51.487
10-	20.759	78.9	14.355	86.4	16.259	117.5	51.373	21-	20.857	79.2	14.417	87.2	16.283	115.9	51.557
11-	21.056	78.7	14.413	86.5	16.342	116.7	51.811	22-	21.031	78.4	14.327	86.9	16.431	115.7	51.789

46 Ross WALKER C Ross Walker Racing

1-	76.6	15.498	76.3	16.919	116.5	1:01.379	12-	21.450	<i>78.1</i>	14.932	80.3	16.541	115.7	52.923	
2-	21.338	76.1	15.307	76.5	16.776	114.7	53.421	13-	21.287	78.0	14.836	82.5	16.588	114.9	52.711

Brands Hatch Indy
Circuit Length = 1.1986 miles
Start: 13:45 End: 14:05

MCRCB BULLETIN TK172

2009 Relentless British 125GP Championship & ACU Academy Cup

RACE 9 - SECTOR ANALYSIS

3-	21.167	76.3	15.364	79.5	16.864	114.3	53.395	14-	20.953	76.8	14.751	81.5	16.472	112.6	52.176	
4-	21.210	76.6	15.251	79.2	16.830	112.2	53.291	15-	20.800	77.5	14.704	81.6	16.563	112.8	52.067	
5-	21.088	76.4	15.156	79.7	16.650	113.0	52.894	16-	20.754	77.4	14.649	82.4	16.487	114.7	51.890	
6-	20.978	75.6	14.893	80.8	16.629	112.8	52.500	17-	21.347	78.0	14.846	80.8	16.672	113.7	52.865	
7-	20.934	77.0	15.047	82.2	16.619	113.2	52.600	18-	21.155	77.8	14.772	82.9	16.545	117.1	52.472	
8-	21.064	76.4	14.847	81.9	16.796	112.8	52.707	19-	21.259	77.3	14.851	82.8	16.431	113.6	52.541	
9-	21.140	77.3	14.775	82.1	16.680	113.9	52.595	20-	21.185	77.7	14.675	81.3	16.448	114.1	52.308	
10-	20.848	76.2	14.941	81.8	16.674	113.2	52.463	21-	21.032	76.7	14.782	81.6	16.451	115.1	52.265	
11-	21.419	77.2	15.112	79.5	16.676	115.9	53.207									
50	Tim HASTINGS							C	KRP/Bradley Smith Racing							
1-	78.9	14.454	81.8	15.988	122.2	57.153	8-	20.303	81.5	13.675	89.5	15.751	122.2	49.729		
2-	20.446	81.7	13.963	87.2	15.800	123.1	50.209	9-	20.179	81.2	13.656	87.9	15.769	122.5	49.604	
3-	20.419	82.1	13.848	88.1	15.803	122.5	50.070	10-	20.386	76.4	13.697	88.1	15.892	118.1	49.975	
4-	20.381	80.9	13.778	87.0	15.893	121.8	50.052	11-	20.397	82.5	13.635	88.4	15.722	123.4	49.754	
5-	20.388	80.6	13.873	87.2	15.823	122.0	50.084	12-	20.333	81.9	13.619	88.6	15.871	122.9	49.823	
6-	20.397	80.5	13.827	90.4	15.729	122.5	49.953	13-	20.239	80.8	13.584	89.3	15.930	119.8	49.753	
7-	20.190	82.0	13.730	87.9	15.683	122.0	49.603									
52	Adam BLACKLOCK							C	Repli-Cast UK							
1-	80.5	14.433	87.0	15.962	124.3	58.111	6-	20.754	78.6	13.895	91.3	15.688	124.0	50.337		
2-	20.818	79.7	14.217	89.5	15.783	123.1	50.818	7-	20.555	80.7	14.089	90.6	16.019	118.4	50.663	
3-	20.898	78.5	13.910	90.6	15.586	125.0	50.394	8-	20.777	80.8	13.883	87.2	15.781	122.2	50.441	
4-	20.616	80.0	13.826	88.6	15.811	118.1	50.253	9-	20.499	78.9	13.781	87.7	16.554	117.9	50.834	
5-	20.656	81.1	13.782	91.1	15.959	120.1	50.397	10-	20.469	80.3	13.770	86.7	16.026	121.6	50.265	
53	Corey LEWIS							C	Corey Lewis Racing							
1-	77.4	15.415	83.0	16.470	122.5	59.914	5-	21.134	79.9	14.127	80.5	16.515	119.8	51.776		
2-	21.563	78.6	14.356	81.2	16.584	120.9	52.503	6-	21.108	80.3	14.327	83.2	16.415	120.3	51.850	
3-	21.364	79.3	14.292	80.9	16.393	122.5	52.049	7-	21.005	79.4	14.174	81.0	16.204	122.2	51.383	
4-	20.921	79.7	14.105	85.7	16.728	120.1	51.754									
61	Paul JORDAN							C	KRP/Bradley Smith Racing							
1-	76.4	14.939	82.4	16.010	124.5	58.595	12-	20.389	78.6	13.605	87.6	15.815	121.1	49.809		
2-	20.785	79.9	14.200	85.2	15.895	125.0	50.880	13-	20.353	78.8	13.598	87.9	15.720	121.4	49.671	
3-	20.561	78.8	14.142	86.2	15.814	125.7	50.517	14-	20.323	79.3	13.799	87.7	15.901	120.7	50.023	
4-	20.501	80.0	14.046	87.0	15.773	126.1	50.320	15-	20.410	79.0	13.859	88.1	15.960	120.3	50.229	
5-	20.475	80.1	13.866	89.8	15.649	124.0	49.990	16-	20.523	78.3	13.877	87.6	15.817	122.5	50.217	
6-	20.520	79.9	13.976	87.4	15.652	125.7	50.148	17-	20.357	79.1	13.789	88.1	15.816	122.9	49.962	
7-	20.301	78.5	14.022	89.1	16.012	120.7	50.335	18-	20.675	78.8	13.878	86.2	15.812	123.1	50.365	
8-	20.359	79.6	13.641	87.7	15.751	122.5	49.751	19-	20.539	79.2	13.877	88.1	15.933	122.0	50.349	
9-	20.314	78.0	13.574	88.2	15.697	122.2	49.585	20-	20.607	79.0	13.879	87.0	15.775	123.8	50.261	
10-	20.372	75.6	13.809	86.2	15.868	122.0	50.049	21-	20.550	79.6	14.171	87.2	15.975	122.7	50.696	
11-	20.332	79.5	13.718	87.0	15.853	120.9	49.903	22-	21.135	77.6	14.620	84.7	16.234	120.5	51.989	
66	Tom HAYWARD							C	KRP/Daniel Hayward Racing							
1-	78.7	14.242	83.6	16.077	56.941	12-	20.282	81.6	13.599	84.7	15.850	49.731				
2-	20.450	80.9	13.850	84.3	15.967	50.267	13-	20.253	81.4	13.572	87.7	15.849	122.7	49.674		
3-	20.471	78.2	13.838	85.1	15.887	50.196	14-	20.193	82.1	13.638	84.9	15.786	122.0	49.617		
4-	20.655	81.3	13.745	85.5	15.814	50.214	15-	20.218	81.8	13.597	85.7	15.746	49.561			
5-	20.543	81.4	13.736	84.1	15.849	50.128	16-	20.272	81.3	13.698	87.9	15.744	123.1	49.714		
6-	20.483	80.9	13.749	88.1	15.752	125.4	49.984	17-	20.496	81.7	13.644	85.5	15.856	49.996		
7-	20.348	81.9	13.674	84.4	15.767	123.8	49.789	18-	20.172	82.7	13.985	82.4	16.125	50.282		
8-	20.381	81.9	13.609	84.7	15.678	49.668	19-	20.264	81.5	13.683	85.7	15.848	49.795			
9-	20.385	81.4	13.651	87.2	15.752	49.788	20-	20.308	81.9	13.721	86.5	15.947	121.1	49.976		
10-	20.310	81.5	13.506	86.2	15.657	49.473	21-	20.439	80.3	14.394	86.4	15.950	50.783			
11-	20.243	82.1	13.654	87.6	15.793	49.690	22-	20.380	82.0	13.754	85.5	15.760	122.2	49.894		
69	Joshua HARLAND							C								
1-	76.5	15.000	80.0	16.506	116.9	59.386	12-	20.545	79.4	14.442	79.2	16.335	113.4	51.322		
2-	21.224	79.5	14.769	80.3	16.475	116.9	52.468	13-	20.610	78.3	14.495	79.3	16.352	113.9	51.457	
3-	21.363	79.1	14.626	81.6	16.532	113.9	52.521	14-	20.551	80.0	14.471	80.2	16.319	112.6	51.341	
4-	21.460	76.5	14.555	80.2	16.360	117.1	52.375	15-	20.562	79.6	14.449	80.0	16.301	114.9	51.312	
5-	21.182	78.2	14.598	81.3	16.340	116.9	52.120	16-	20.507	80.0	14.843	78.1	16.390	115.3	51.740	
6-	20.962	79.3	14.490	81.0	16.511	113.6	51.963	17-	20.912	76.9	14.537	81.2	16.270	114.5	51.719	

Brands Hatch Indy
Circuit Length = 1.986 miles
Start: 13:45 End: 14:05

Weather / Track : Cloudy / Dry

MCRCB BULLETIN TK172

2009 Relentless British 125GP Championship & ACU Academy Cup

RACE 9 - SECTOR ANALYSIS

7-	20.808	78.3	14.598	80.5	16.397	114.1	51.803	18-	20.951	78.5	14.491	80.8	16.269	114.1	51.711	
8-	20.908	78.3	14.576	80.2	16.697	109.7	52.181	19-	20.953	77.8	14.742	76.6	16.457	114.1	52.152	
9-	20.811	77.9	14.465	<i>82.4</i>	16.411	115.5	51.687	20-	20.826	78.6	14.595	78.9	16.430	113.4	51.851	
10-	20.627	79.5	14.452	78.9	16.421	111.8	51.500	21-	20.606	<i>80.1</i>	14.459	81.5	<i>16.259</i>	114.3	51.324	
11-	20.751	78.9	<i>14.394</i>	80.5	16.348	113.6	51.493	22-	21.112	64.5	14.792	79.2	16.318	115.1	52.222	
72	Connor BEHAN							SP125/Express Forklifts								
1-	78.5	14.275	84.1	16.189	119.2	57.702	12-	20.691	78.7	13.859	92.2	16.196	114.7	50.746		
2-	20.765	79.1	13.926	91.5	16.093	118.8	50.784	13-	20.445	79.1	13.785	92.6	16.010	115.7	50.240	
3-	20.669	79.4	13.833	91.3	15.993	118.1	50.495	14-	20.481	79.5	13.910	90.9	16.234	113.4	50.625	
4-	20.521	74.1	13.826	92.4	16.269	116.9	50.616	15-	20.500	79.0	13.818	91.3	16.065	115.7	50.383	
5-	20.489	79.7	13.784	90.6	16.108	116.9	50.381	16-	20.313	78.9	13.728	92.6	16.192	114.1	50.233	
6-	20.314	79.0	13.744	92.4	15.983	113.6	50.041	17-	<i>20.196</i>	<i>80.0</i>	13.702	90.9	16.116	114.3	50.014	
7-	20.508	79.5	14.088	91.5	16.291	114.5	50.887	18-	20.553	78.9	13.786	90.6	16.017	114.9	50.356	
8-	20.623	78.7	13.941	89.8	<i>15.804</i>	<i>119.6</i>	50.368	19-	20.416	79.0	13.687	<i>93.2</i>	15.976	115.1	50.079	
9-	20.532	77.7	13.961	89.3	16.697	113.4	51.190	20-	20.251	79.9	13.804	91.3	16.163	118.1	50.218	
10-	20.538	78.9	13.689	93.0	16.154	114.3	50.381	21-	20.251	79.1	<i>13.667</i>	91.5	16.016	117.3	49.934	
11-	20.770	78.3	13.805	91.5	16.085	115.1	50.660	22-	20.259	77.7	13.988	90.4	16.006	111.7	50.253	
77	Taylor MACKENZIE							C MMCG Motorpoint								
1-	77.7	14.877	81.6	16.252	<i>120.9</i>	58.993	12-	21.057	79.0	14.384	85.7	16.138	119.0	51.579		
2-	21.484	79.2	14.345	84.1	16.431	120.3	52.260	13-	21.115	79.0	14.103	87.4	16.327	118.8	51.545	
3-	21.198	78.3	14.068	85.4	16.483	117.9	51.749	14-	20.806	79.5	14.068	85.4	16.362	117.5	51.236	
4-	21.142	78.8	14.113	84.3	16.317	119.2	51.572	15-	20.834	79.6	14.005	84.3	16.185	119.0	51.024	
5-	20.963	79.1	14.076	87.7	16.297	118.1	51.336	16-	20.722	78.5	13.892	83.6	16.257	118.1	50.871	
6-	21.024	78.6	13.969	85.4	16.453	117.3	51.446	17-	20.815	79.0	13.799	<i>88.8</i>	16.308	117.3	50.922	
7-	20.978	78.9	14.075	87.2	16.222	118.4	51.275	18-	20.815	78.8	13.943	<i>85.2</i>	16.163	117.9	50.921	
8-	20.957	78.3	14.007	86.4	16.320	117.5	51.284	19-	20.847	79.2	13.760	87.0	16.152	118.6	50.759	
9-	20.892	79.1	13.974	86.7	16.270	117.5	51.136	20-	20.836	79.1	13.858	86.5	<i>16.133</i>	117.1	50.827	
10-	20.769	79.4	13.818	88.4	16.253	119.0	50.840	21-	21.052	79.7	13.979	82.8	16.416	118.8	51.447	
11-	21.101	79.0	13.940	85.4	16.579	117.7	51.620	22-	<i>20.651</i>	<i>80.1</i>	<i>13.724</i>	86.4	16.171	117.1	50.546	
86	Luke HARVEY							RV Racing								
1-	73.6	15.790	77.4	16.747	<i>120.9</i>	1:01.881	12-	21.857	77.0	14.684	81.6	16.491	117.7	53.032		
2-	21.451	77.8	14.866	78.8	16.705	120.7	53.022	13-	21.471	78.3	14.676	82.7	16.556	117.1	52.703	
3-	21.319	78.7	14.916	82.8	16.599	118.8	52.834	14-	21.257	78.6	14.909	81.2	16.441	117.9	52.607	
4-	21.264	77.9	14.852	82.1	16.658	117.7	52.774	15-	21.194	78.3	<i>14.332</i>	<i>84.1</i>	<i>16.320</i>	119.0	51.846	
5-	21.339	77.4	14.727	83.0	16.671	117.9	52.737	16-	<i>21.035</i>	79.2	14.611	81.3	16.368	120.7	52.014	
6-	21.166	77.8	14.963	81.0	16.733	117.3	52.862	17-	21.352	79.0	14.560	81.2	16.473	119.4	52.385	
7-	21.300	77.4	14.883	77.5	16.655	117.7	52.838	18-	21.122	79.2	14.472	80.3	16.476	116.5	52.070	
8-	21.402	77.2	14.674	83.8	16.620	117.3	52.696	19-	21.253	<i>79.5</i>	14.709	82.5	16.616	118.1	52.578	
9-	21.455	78.2	14.523	79.3	16.861	116.5	52.839	20-	21.091	79.0	14.395	83.6	16.515	117.3	52.001	
10-	21.297	78.2	14.647	81.3	16.632	116.3	52.576	21-	21.359	77.5	14.547	82.5	16.440	116.9	52.346	
11-	21.367	79.2	15.016	79.6	16.716	116.3	53.099									
87	Lee COSTELLO							Vent-Axia/www.sp125racing.com								
1-	76.1	14.385	83.3	16.199	119.2	57.973	12-	20.739	78.8	13.937	90.2	15.987	118.1	50.663		
2-	20.919	76.4	14.105	88.4	15.965	<i>120.9</i>	50.989	13-	20.407	79.4	13.724	92.2	15.918	118.1	50.049	
3-	20.858	77.0	14.058	88.2	16.104	120.1	51.020	14-	20.543	79.3	13.879	89.7	16.100	116.5	50.522	
4-	20.686	78.4	14.037	88.9	15.976	<i>120.9</i>	50.699	15-	20.385	79.0	13.862	87.7	16.190	115.1	50.437	
5-	20.497	78.7	13.889	89.5	16.015	119.2	50.401	16-	20.485	79.1	13.828	90.6	16.176	117.1	50.489	
6-	20.400	79.1	13.864	88.9	16.184	118.4	50.448	17-	<i>20.206</i>	79.8	<i>13.721</i>	90.4	16.035	117.3	49.962	
7-	20.489	79.2	13.904	90.4	<i>15.918</i>	119.0	50.311	18-	20.212	79.1	13.822	87.7	16.124	115.1	50.158	
8-	20.489	79.7	13.858	89.8	15.951	118.4	50.298	19-	20.528	78.9	13.745	<i>92.4</i>	15.937	117.9	50.210	
9-	20.386	79.4	13.827	90.9	16.046	117.9	50.259	20-	20.266	<i>80.4</i>	13.844	87.6	16.100	116.7	50.210	
10-	20.643	79.1	13.894	91.5	15.922	118.6	50.459	21-	20.311	80.2	13.909	90.4	15.951	117.9	50.171	
11-	21.125	79.9	13.838	90.4	16.010	117.9	50.973									
91	Ian STANFORD							Stanford Racing								
1-	73.7	15.852	73.7	16.868	<i>122.0</i>	1:03.144	3-	<i>22.047</i>	75.1	<i>14.762</i>	<i>81.6</i>	16.899	117.3	53.708		
2-	<i>22.256</i>	<i>75.3</i>	14.861	80.8	<i>16.813</i>	119.0	53.930									
96	Ryan SAXELBY							KRP/Bradley Smith Racing								
1-	80.6	14.521	82.4	16.199	122.9	58.224	12-	20.862	79.0	14.151	84.4	16.035	123.1	51.048		
2-	21.378	80.4	14.270	85.7	15.924	126.1	51.572	13-	20.979	<i>81.8</i>	14.071	84.1	16.117	124.0	51.167	

Brands Hatch Indy
Circuit Length = 1.1986 miles
Start: 13:45 End: 14:05

Weather / Track : Cloudy / Dry

MCRCB BULLETIN TK172

2009 Relentless British 125GP Championship & ACU Academy Cup

RACE 9 - SECTOR ANALYSIS

3 -	20.767	80.0	14.091	85.5	15.772	126.4	50.630	14 -	20.979	80.6	14.291	84.1	16.105	122.5	51.375
4 -	20.641	80.8	14.127	86.0	<i>15.716</i>	<i>126.6</i>	50.484	15 -	20.856	80.1	14.091	82.5	16.173	122.5	51.120
5 -	20.692	80.7	14.013	86.9	15.800	126.1	50.505	16 -	21.056	78.2	14.255	85.7	16.292	121.1	51.603
6 -	20.789	81.7	<i>13.863</i>	86.5	15.793	125.4	50.445	17 -	20.732	79.9	14.042	84.9	16.172	123.1	50.946
7 -	<i>20.566</i>	81.0	13.977	85.2	17.179	114.9	51.722	18 -	20.648	80.2	14.071	83.9	16.051	123.6	50.770
8 -	20.980	79.7	14.270	86.9	16.471	120.5	51.721	19 -	20.857	79.1	13.999	85.5	15.966	123.4	50.822
9 -	20.978	79.8	14.499	81.2	16.364	123.1	51.841	20 -	20.604	80.2	14.174	82.7	16.113	122.5	50.891
10 -	20.835	79.1	14.941	84.9	16.182	122.9	51.958	21 -	20.664	80.1	14.040	85.5	16.123	122.7	50.827
11 -	21.062	79.6	14.301	84.7	16.390	121.6	51.753	22 -	20.633	80.4	14.019	<i>87.0</i>	16.195	121.6	50.847

99	Kasey WYATT	C	Repli-Cast UK
-----------	--------------------	----------	----------------------

1 -	75.9	15.831	72.9	<i>17.071</i>	<i>119.0</i>	1:03.606	11 -	22.557	74.9	15.546	77.8	17.347	114.1	55.450	
2 -	22.369	76.7	15.397	73.5	17.255	117.1	55.021	12 -	22.536	75.5	15.506	75.2	17.291	114.5	55.333
3 -	22.299	75.9	15.429	75.3	17.145	116.7	54.873	13 -	22.209	76.6	15.602	76.7	17.314	116.3	55.125
4 -	22.497	76.2	15.632	74.3	17.500	115.5	55.629	14 -	<i>22.077</i>	71.0	15.421	77.9	17.240	114.5	54.738
5 -	22.592	75.8	15.492	75.8	17.294	114.3	55.378	15 -	22.166	<i>77.0</i>	<i>15.235</i>	73.5	17.604	115.5	55.005
6 -	22.501	75.2	15.454	77.8	17.377	114.7	55.332	16 -	22.097	76.0	15.541	71.1	17.442	114.1	55.080
7 -	22.446	75.6	15.600	75.6	17.263	114.5	55.309	17 -	22.211	76.0	15.322	76.5	17.324	115.3	54.857
8 -	22.354	75.6	15.566	76.7	17.369	113.6	55.289	18 -	22.257	76.1	15.396	77.3	17.354	110.7	55.007
9 -	22.449	74.4	15.608	70.9	18.253	104.2	56.310	19 -	22.338	75.4	15.428	76.2	17.323	113.9	55.089
10 -	22.697	75.4	15.293	<i>78.8</i>	17.215	115.5	55.205	20 -	22.116	75.7	15.305	76.0	17.530	113.4	54.951

MCRCB BULLETIN TK173

2009 Relentless British 125GP Championship & ACU Academy Cup

RACE 9 - SPEED TRAPS

SECTOR 1				SECTOR 2			FINISH LINE		
POS	NO	NAME	MPH	NO	NAME	MPH	NO	NAME	MPH
1	7	Deane BROWN	82.7	72	Connor BEHAN	93.2	96	Ryan SAXELBY	126.6
2	66	Tom HAYWARD	82.7	87	Lee COSTELLO	92.4	61	Paul JORDAN	126.1
3	6	Martin GLOSSOP	82.6	4	Philip WAKEFIELD	92.1	66	Tom HAYWARD	125.4
4	23	Harry STAFFORD	82.5	52	Adam BLACKLOCK	91.3	29	James LODGE	125.0
5	50	Tim HASTINGS	82.5	16	Shaun HORSMAN	90.7	52	Adam BLACKLOCK	125.0
6	29	James LODGE	82.3	50	Tim HASTINGS	90.4	6	Martin GLOSSOP	124.7
7	96	Ryan SAXELBY	81.8	29	James LODGE	90.0	10	Peter SUTHERLAND	124.3
8	13	Rob GUIVER	81.3	61	Paul JORDAN	89.8	41	Shaun WINFIELD	123.4
9	52	Adam BLACKLOCK	81.1	6	Martin GLOSSOP	89.5	50	Tim HASTINGS	123.4
10	16	Shaun HORSMAN	81.0	23	Harry STAFFORD	89.1	7	Deane BROWN	123.1
11	10	Peter SUTHERLAND	80.7	12	Edward RENDELL	88.8	13	Rob GUIVER	122.9
12	27	Catherine GREEN	80.7	77	Taylor MACKENZIE	88.8	19	Michael HILL	122.5
13	17	John McPHEE	80.4	28	Jon VINCENT	88.4	53	Corey LEWIS	122.5
14	87	Lee COSTELLO	80.4	33	Dan MORETON	88.2	28	Jon VINCENT	122.2
15	41	Shaun WINFIELD	80.3	41	Shaun WINFIELD	88.2	91	Ian STANFORD	122.0
16	53	Corey LEWIS	80.3	66	Tom HAYWARD	88.1	27	Catherine GREEN	121.8
17	61	Paul JORDAN	80.1	7	Deane BROWN	87.6	2	Robbie STEWART	121.6
18	69	Joshua HARLAND	80.1	2	Robbie STEWART	87.4	77	Taylor MACKENZIE	120.9
19	77	Taylor MACKENZIE	80.1	13	Rob GUIVER	87.0	86	Luke HARVEY	120.9
20	33	Dan MORETON	80.0	96	Ryan SAXELBY	87.0	87	Lee COSTELLO	120.9
21	72	Connor BEHAN	80.0	21	Tom STANFORD	86.7	16	Shaun HORSMAN	120.7
22	5	Tomas DOUGHTY	79.8	53	Corey LEWIS	86.7	22	Matthew PAULO	120.7
23	19	Michael HILL	79.7	22	Matthew PAULO	86.4	23	Harry STAFFORD	120.7
24	28	Jon VINCENT	79.5	19	Michael HILL	86.2	33	Dan MORETON	120.5
25	86	Luke HARVEY	79.5	27	Catherine GREEN	86.2	24	Ben BARRETT	119.8
26	4	Philip WAKEFIELD	79.3	24	Ben BARRETT	85.5	72	Connor BEHAN	119.6
27	12	Edward RENDELL	78.8	5	Tomas DOUGHTY	85.4	5	Tomas DOUGHTY	119.0
28	22	Matthew PAULO	78.8	86	Luke HARVEY	84.1	99	Kasey WYATT	119.0
29	24	Ben BARRETT	78.6	46	Ross WALKER	83.9	11	Tom WEEDEN	118.6
30	2	Robbie STEWART	78.3	10	Peter SUTHERLAND	83.3	4	Philip WAKEFIELD	117.7
31	46	Ross WALKER	78.1	17	John McPHEE	82.7	12	Edward RENDELL	117.7
32	11	Tom WEEDEN	77.9	69	Joshua HARLAND	82.4	21	Tom STANFORD	117.1
33	21	Tom STANFORD	77.2	91	Ian STANFORD	81.6	46	Ross WALKER	117.1
34	99	Kasey WYATT	77.0	11	Tom WEEDEN	81.5	69	Joshua HARLAND	117.1
35	91	Ian STANFORD	75.3	99	Kasey WYATT	78.8	17	John McPHEE	115.3

Weather / Track : Cloudy / Dry

www.tsl-timing.com

Brands Hatch Indy
Circuit Length = 1.1986 miles
Start: 13:45 End: 14:05

Printed - 14.08 Monday, 13 April 2009

MCRCB BULLETIN TK174

2009 Relentless British 125GP Championship & ACU Academy Cup

RACE 9 - BEST SECTOR TIMES

SECTOR 1			SECTOR 2			SECTOR 3			IDEAL / BEST COMPARISON						
POS	NO	NAME	TIME	NO	NAME	TIME	NO	NAME	TIME	POS	NO	NAME	IDEAL	BEST	DIFF
1	16	HORSMAN	20.067	6	GLOSSOP	13.259	29	LODGE	15.586	1	6	GLOSSOP	48.951	49.071	0.120
2	6	GLOSSOP	20.094	66	HAYWARD	13.506	52	BLACKLOCK	15.586	2	29	LODGE	49.320	49.535	0.215
3	29	LODGE	20.152	61	JORDAN	13.574	6	GLOSSOP	15.598	3	66	HAYWARD	49.335	49.473	0.138
4	66	HAYWARD	20.172	29	LODGE	13.582	61	JORDAN	15.649	4	50	HASTINGS	49.446	49.603	0.157
5	50	HASTINGS	20.179	50	HASTINGS	13.584	66	HAYWARD	15.657	5	16	HORSMAN	49.458	49.630	0.172
6	72	BEHAN	20.196	4	WAKEFIELD	13.619	50	HASTINGS	15.683	6	61	JORDAN	49.524	49.585	0.061
7	87	COSTELLO	20.206	72	BEHAN	13.667	96	SAXELBY	15.716	7	72	BEHAN	49.667	49.934	0.267
8	23	STAFFORD	20.270	16	HORSMAN	13.671	16	HORSMAN	15.720	8	23	STAFFORD	49.814	49.985	0.171
9	61	JORDAN	20.301	7	BROWN	13.680	72	BEHAN	15.804	9	52	BLACKLOCK	49.825	50.253	0.428
10	13	GUIVER	20.348	23	STAFFORD	13.693	13	GUIVER	15.806	10	87	COSTELLO	49.845	49.962	0.117
11	4	WAKEFIELD	20.409	12	RENDELL	13.717	23	STAFFORD	15.851	11	13	GUIVER	49.883	50.003	0.120
12	7	BROWN	20.414	87	COSTELLO	13.721	7	BROWN	15.875	12	7	BROWN	49.969	50.267	0.298
13	27	GREEN	20.458	77	MACKENZIE	13.724	27	GREEN	15.900	13	96	SAXELBY	50.145	50.445	0.300
14	52	BLACKLOCK	20.469	13	GUIVER	13.729	87	COSTELLO	15.918	14	4	WAKEFIELD	50.215	50.370	0.155
15	12	RENDELL	20.505	52	BLACKLOCK	13.770	41	WINFIELD	16.036	15	27	GREEN	50.241	50.360	0.119
16	17	McPHEE	20.506	96	SAXELBY	13.863	28	VINCENT	16.078	16	12	RENDELL	50.316	50.456	0.140
17	69	HARLAND	20.507	27	GREEN	13.883	12	RENDELL	16.094	17	77	MACKENZIE	50.508	50.546	0.038
18	96	SAXELBY	20.566	33	MORETON	13.968	10	SUTHERLAND	16.116	18	33	MORETON	50.848	51.062	0.214
19	77	MACKENZIE	20.651	28	VINCENT	14.077	77	MACKENZIE	16.133	19	28	VINCENT	50.858	51.005	0.147
20	33	MORETON	20.696	2	STEWART	14.086	33	MORETON	16.184	20	17	McPHEE	50.896	51.036	0.140
21	41	WINFIELD	20.697	19	HILL	14.101	4	WAKEFIELD	16.187	21	41	WINFIELD	50.974	50.992	0.018
22	28	VINCENT	20.703	53	LEWIS	14.105	53	LEWIS	16.204	22	53	LEWIS	51.136	51.383	0.247
23	46	WALKER	20.754	17	McPHEE	14.153	2	STEWART	16.226	23	2	STEWART	51.144	51.211	0.067
24	53	LEWIS	20.827	22	PAULO	14.153	17	McPHEE	16.237	24	69	HARLAND	51.160	51.312	0.152
25	2	STEWART	20.832	5	DOUGHTY	14.240	69	HARLAND	16.259	25	10	SUTHERLAND	51.229	51.532	0.303
26	10	SUTHERLAND	20.862	41	WINFIELD	14.241	5	DOUGHTY	16.274	26	19	HILL	51.391	51.557	0.166
27	19	HILL	20.905	10	SUTHERLAND	14.251	86	HARVEY	16.320	27	5	DOUGHTY	51.527	51.932	0.405
28	5	DOUGHTY	21.013	21	STANFORD	14.310	22	PAULO	16.351	28	22	PAULO	51.583	52.138	0.555
29	86	HARVEY	21.035	86	HARVEY	14.332	19	HILL	16.385	29	86	HARVEY	51.687	51.846	0.159
30	22	PAULO	21.079	69	HARLAND	14.394	46	WALKER	16.431	30	46	WALKER	51.834	51.890	0.056
31	21	STANFORD	21.321	11	WEEDEN	14.486	24	BARRETT	16.438	31	21	STANFORD	52.366	52.565	0.199
32	24	BARRETT	21.425	24	BARRETT	14.505	11	WEEDEN	16.702	32	24	BARRETT	52.368	52.671	0.303
33	11	WEEDEN	21.668	46	WALKER	14.649	21	STANFORD	16.735	33	11	WEEDEN	52.856	53.194	0.338
34	91	STANFORD	22.047	91	STANFORD	14.762	91	STANFORD	16.813	34	91	STANFORD	53.622	53.708	0.086
35	99	WYATT	22.077	99	WYATT	15.235	99	WYATT	17.071	35	99	WYATT	54.383	54.738	0.355
												Perfect Lap		48.912	

