



# BRITISH 125GP

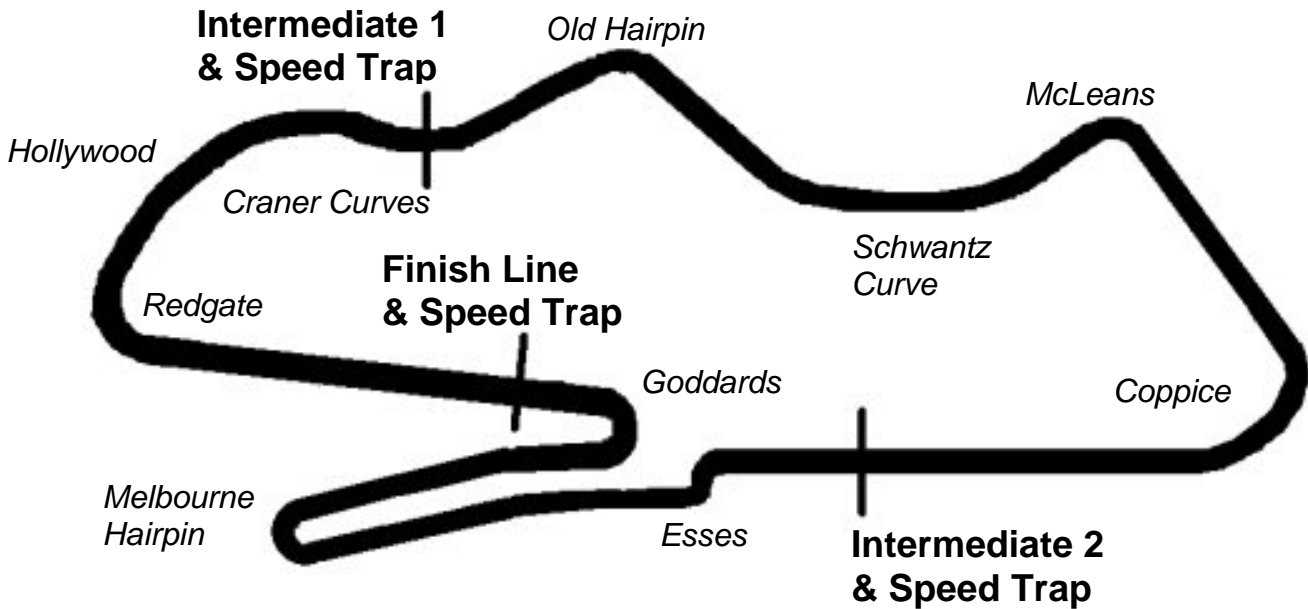
Round 3  
Donington Park GP

23rd - 25th May 2009



Results Provided by Timing Solutions Ltd  
[www.tsl-timing.com](http://www.tsl-timing.com)

# DONINGTON PARK GP



Circuit Length: 2.5000 miles / 4023.4 metres  
 Intermediate 1: 950 metres  
 Intermediate 2: 2650 metres  
 Pit In: 3736 metres  
 Pit Out: 236 metres after Finish Line  
 Pit In – Pit Out: 263 metres, @ 60kph = 15.8 seconds, @ 80kph = 11.8 seconds

Lap Records		Best Sector Information					
		Sector 1	S1 Trap (mph)	Sector 2	S2 Trap (mph)	Sector 3	F/L Trap (mph)
Superbike	1:30.899	19.197	N/A	35.840	164.9	35.405	117.7
Supersport	1:33.848	20.200	N/A	36.766	153.2	36.706	107.7
Superstock 1000	1:34.653	20.075	N/A	37.081	160.2	36.969	111.8
Superstock 600	1:36.677	20.962	N/A	38.555	149.1	38.119	103.6
125GP	1:37.312	21.854	N/A	39.379	128.8	39.060	90.9
KTM RC8	To Be Est.	N/A	N/A	N/A	N/A	N/A	N/A

# 2009 Relentless British 125GP Championship & ACU Academy Cup

## FREE PRACTICE 1 - CLASSIFICATION

POS	NO	CL	NAME	ENTRY	TIME	ON	LAPS	GAP	DIFF	MPH
1	2		<b>Robbie STEWART</b>	Honda - Repli-Cast UK	<b>1:45.349</b>	11	11			85.43
2	66		<b>Tom HAYWARD</b>	Honda - KRP / Daniel Weston Racing	<b>1:45.357</b>	11	11	<b>0.008</b>	0.008	85.42
3	72		<b>Connor BEHAN</b>	Honda - SP125 / Express Forklifts	<b>1:45.376</b>	7	7	<b>0.027</b>	0.019	85.40
4	6		<b>Martin GLOSSOP</b>	Seel Honda - KRP / Bradley Smith Racing	<b>1:45.683</b>	9	10	<b>0.334</b>	0.307	85.16
5	27		<b>Catherine GREEN</b>	Honda - www.cgracing27.co.uk	<b>1:45.897</b>	8	11	<b>0.548</b>	0.214	84.98
6	61		<b>Paul JORDAN</b>	Honda - KRP / Bradley Smith Racing	<b>1:46.199</b>	10	11	<b>0.850</b>	0.302	84.74
7	8		<b>Brian CLARK</b>	Honda - Banks Racing/Express Racewear	<b>1:46.306</b>	7	7	<b>0.957</b>	0.107	84.66
8	29		<b>James LODGE</b>	Honda - KRP / Earnshaws Motorcycles	<b>1:46.421</b>	7	8	<b>1.072</b>	0.115	84.57
9	12		<b>Edward RENDELL</b>	Honda - Team Aztec GP	<b>1:46.864</b>	10	11	<b>1.515</b>	0.443	84.22
10	87		<b>Lee COSTELLO</b>	Honda - Vent-Axia / www.sp125racing.com	<b>1:47.260</b>	5	10	<b>1.911</b>	0.396	83.90
11	50	C	<b>Tim HASTINGS</b>	Honda - KRP / Bradley Smith Racing	<b>1:47.264</b>	4	5	<b>1.915</b>	0.004	83.90
12	7	C	<b>Deane BROWN</b>	Honda - Colin Appleyard / Macadam Racing	<b>1:47.267</b>	9	9	<b>1.918</b>	0.003	83.90
13	86		<b>Luke HARVEY</b>	Honda - RV Racing	<b>1:47.473</b>	10	10	<b>2.124</b>	0.206	83.74
14	77	C	<b>Taylor MACKENZIE</b>	Honda - MMCG Motorpoint	<b>1:47.490</b>	11	11	<b>2.141</b>	0.017	83.72
15	10	C	<b>Peter SUTHERLAND</b>	Aprillia - Kinpac Racing	<b>1:47.562</b>	10	11	<b>2.213</b>	0.072	83.67
16	52	C	<b>Adam BLACKLOCK</b>	Honda - Repli-Cast UK	<b>1:47.798</b>	9	10	<b>2.449</b>	0.236	83.49
17	53	C	<b>Corey LEWIS</b>	Honda - Corey Lewis Racing	<b>1:48.196</b>	10	10	<b>2.847</b>	0.398	83.18
18	96		<b>Ryan SAXELBY</b>	Honda - KRP / Bradley Smith Racing	<b>1:48.509</b>	7	9	<b>3.160</b>	0.313	82.94
19	71	C	<b>Andy REID</b>	Honda - Motrac Racing	<b>1:48.608</b>	9	11	<b>3.259</b>	0.099	82.86
20	19		<b>Michael HILL</b>	Honda - TABOO Motorsport	<b>1:49.083</b>	9	10	<b>3.734</b>	0.475	82.50
21	11	C	<b>Tom WEEDEN</b>	Honda - TABOO Motorsport Junior Team	<b>1:49.245</b>	10	11	<b>3.896</b>	0.162	82.38
22	22	C	<b>Matthew PAULO</b>	Honda - Paulo Racing	<b>1:49.410</b>	11	11	<b>4.061</b>	0.165	82.26
23	4		<b>Philip WAKEFIELD</b>	Honda - PWR / Sandbach Scrap Metal	<b>1:49.830</b>	6	7	<b>4.481</b>	0.420	81.94
24	16		<b>Shaun HORSMAN</b>	Honda - Symitry I.T. North	<b>1:49.833</b>	7	8	<b>4.484</b>	0.003	81.94
25	41	C	<b>Shaun WINFIELD</b>	Honda - TAG Triumph	<b>1:49.920</b>	9	10	<b>4.571</b>	0.087	81.87
26	24		<b>Ben BARRETT</b>	Honda - SP125Racing / Lowerdale Autos	<b>1:51.078</b>	10	11	<b>5.729</b>	1.158	81.02
27	17	C	<b>John McPHEE</b>	Honda - McPhee Racing	<b>1:51.481</b>	9	9	<b>6.132</b>	0.403	80.73
28	26	C	<b>Nicole McALEER</b>	Honda - Megabikes.ie	<b>1:52.142</b>	9	9	<b>6.793</b>	0.661	80.25
29	46	C	<b>Ross WALKER</b>	Honda - Ross Walker Racing	<b>1:52.829</b>	7	8	<b>7.480</b>	0.687	79.76
30	21		<b>Tom STANFORD</b>	Honda - Stanford Racing	<b>1:53.811</b>	6	7	<b>8.462</b>	0.982	79.07
31	35	C	<b>Elliot LODGE</b>	Honda - Spike Racing	<b>1:55.270</b>	10	10	<b>9.921</b>	1.459	78.07
32	99	C	<b>Kasey WYATT</b>	Honda - Repli-Cast UK	<b>1:55.670</b>	7	9	<b>10.321</b>	0.400	77.80
33	13		<b>Rob GUIVER</b>	Honda - SP125 / RG Racing	<b>1:57.101</b>	3	6	<b>11.752</b>	1.431	76.85
34	69	C	<b>Joshua HARLAND</b>	Honda -	<b>1:57.181</b>	7	10	<b>11.832</b>	0.080	76.80
35	5	C	<b>Tomas DOUGHTY</b>	Honda - TopGear Racing	<b>2:02.060</b>	2	4	<b>16.711</b>	4.879	73.73
36	91		<b>Ian STANFORD</b>	Honda - Stanford Racing	<b>2:09.446</b>	6	9	<b>24.097</b>	7.386	69.52
37	9	C	<b>Niall CAMPBELL</b>	Honda - Kinpac Racing		0	2			
38	28		<b>Jon VINCENT</b>	Honda - Molly / GRF Heavy Transport		0	1			

Weather / Track : Cloudy / Dry

Donington Park GP  
Circuit Length = 2.5000 miles  
Start: 11:20 End: 11:42

# 2009 Relentless British 125GP Championship & ACU Academy Cup

## FREE PRACTICE 1 - SECTOR ANALYSIS

<b>2</b>	<b>Robbie STEWART</b>				Repli-Cast UK										
1-	Out	86.5	50.907	115.1	47.029	82.3	2:04.460	7-	23.367	112.0	42.286	117.1	41.897	87.8	1:47.550
2-	24.734	96.7	45.214	116.7	43.897	86.7	1:53.845	8-	22.703	114.9	41.409	<b>119.8</b>	<b>41.250</b>	88.0	1:45.362
3-	23.782	103.1	44.149	118.1	42.978	87.9	1:50.909	9-	23.301	109.7	42.256	117.7	42.601	87.3	1:48.158
4-	23.225	114.3	42.342	117.9	42.498	87.7	1:48.065	10-	23.497	111.5	43.320	107.2	44.428	<b>88.4</b>	1:51.245
5-	22.922	<b>115.9</b>	42.056	119.0	42.792	86.0	1:47.770	11-	<b>22.629</b>	115.1	<b>41.289</b>	119.0	41.431	87.3	<b>1:45.349</b>
6-	24.110	103.7	43.433	117.3	43.241	83.2	1:50.784								
<b>4</b>	<b>Philip WAKEFIELD</b>				PWR / Sandbach Scrap Metal										
1-	Out	78.9	49.808	112.8	45.418	85.1	2:01.287	5-	23.530	<b>112.4</b>	<b>43.398</b>	<b>114.7</b>	43.422	85.0	1:50.350
2-	24.970	98.3	45.546	113.4	43.912	<b>86.5</b>	1:54.428	6-	23.681	105.5	43.530	112.6	<b>42.619</b>	85.8	<b>1:49.830</b>
3-	23.906	105.2	44.234	113.2	43.575	86.0	1:51.715	7-	<b>23.411</b>	105.2	43.425	111.8	43.107	81.8	1:49.943
4-	23.619	106.4	43.740	<b>114.7</b>	43.113	85.8	1:50.472								
<b>5</b>	<b>Tomas DOUGHTY</b>				C TopGear Racing										
1-	Out	77.8	55.416	<b>102.5</b>	52.030	<b>76.8</b>	2:14.908	3-	34.855	70.3	1:02.175	71.9	In		3:08.736 P
2-	<b>25.720</b>	<b>97.3</b>	<b>47.553</b>	102.3	<b>48.787</b>	62.1	<b>2:02.060</b>	4-	Out	89.8	51.052	92.7	In		7:47.951 P
<b>6</b>	<b>Martin GLOSSOP</b>				KRP / Bradley Smith Racing										
1-	Out	84.4	47.352	112.8	45.185	90.5	1:57.520	6-	22.819	111.1	42.247	119.4	41.958	88.8	1:47.024
2-	24.015	107.0	43.252	119.2	43.129	89.3	1:50.396	7-	22.732	<b>118.4</b>	<b>41.823</b>	119.6	41.469	89.9	1:46.024
3-	23.546	103.4	42.519	<b>122.9</b>	43.334	<b>91.3</b>	1:49.399	8-	22.850	95.3	42.641	119.8	41.446	90.3	1:46.937
4-	23.172	102.0	42.117	121.6	41.869	89.3	1:47.158	9-	22.737	116.9	41.862	119.8	<b>41.084</b>	89.6	<b>1:45.683</b>
5-	23.247	106.7	42.295	121.6	41.751	90.0	1:47.293	10-	<b>22.727</b>	116.3	42.222	118.6	In		1:47.746 P
<b>7</b>	<b>Deane BROWN</b>				C Colin Appleyard / Macadam Racing										
1-	Out	82.3	51.294	113.7	46.066	88.0	2:03.183	6-	Out	89.7	45.136	116.9	43.804	84.7	6:06.445
2-	23.495	101.5	44.335	117.5	45.813	88.0	1:53.643	7-	23.245	106.9	42.751	<b>118.6</b>	42.959	88.5	1:48.955
3-	23.552	102.9	42.868	117.7	43.491	<b>89.7</b>	1:49.911	8-	<b>23.010</b>	<b>109.7</b>	42.366	117.3	43.166	86.9	1:48.542
4-	23.264	105.8	43.093	117.1	49.745	78.1	1:56.102	9-	23.047	109.3	<b>42.128</b>	116.1	<b>42.092</b>	88.2	<b>1:47.267</b>
5-	23.988	104.4	43.449	116.9	In		1:50.727 P								
<b>8</b>	<b>Brian CLARK</b>				Banks Racing/Express Racewear										
1-	Out	75.8	1:03.093	70.3	In		2:37.462 P	5-	22.907	114.1	42.056	117.9	42.229	88.6	1:47.192
2-	Out	69.0	50.059	97.5	In		7:10.072 P	6-	23.094	113.9	<b>41.875</b>	<b>119.0</b>	42.026	89.8	1:46.995
3-	Out	66.0	46.949	116.5	48.521	86.3	3:04.234	7-	<b>22.649</b>	<b>116.7</b>	41.996	118.6	<b>41.661</b>	<b>89.9</b>	<b>1:46.306</b>
4-	23.870	111.1	43.225	118.6	42.393	88.4	1:49.488								
<b>9</b>	<b>Niall CAMPBELL</b>				C Kinpac Racing										
1-	Out	68.3	1:01.568	<b>90.0</b>	In		2:27.018 P	2-	Out	<b>78.4</b>	<b>57.659</b>	81.7	In		9:03.549 P
<b>10</b>	<b>Peter SUTHERLAND</b>				C Kinpac Racing										
1-	Out	91.1	46.794	97.7	50.740	87.7	2:00.195	7-	22.981	112.0	42.030	120.5	43.231	88.2	1:48.242
2-	23.995	102.0	44.570	118.6	46.017	87.2	1:54.582	8-	22.864	107.5	42.799	120.1	<b>42.579</b>	89.3	1:48.242
3-	23.333	103.7	43.223	119.0	44.026	88.6	1:50.582	9-	23.003	107.2	<b>41.998</b>	120.5	43.104	<b>89.5</b>	1:48.105
4-	23.107	107.7	42.675	120.1	43.861	88.4	1:49.643	10-	22.716	106.5	42.071	118.4	42.775	88.5	<b>1:47.562</b>
5-	23.600	107.5	42.335	119.0	43.513	88.2	1:49.448	11-	<b>22.617</b>	<b>112.8</b>	42.746	<b>120.9</b>	42.736	<b>89.5</b>	1:48.099
6-	22.876	111.1	42.362	118.8	43.982	88.4	1:49.220								
<b>11</b>	<b>Tom WEEDEN</b>				C TABOO Motorsport Junior Team										
1-	Out	91.6	47.326	117.3	45.854	87.6	1:56.828	7-	23.775	100.2	44.148	118.1	43.732	89.4	1:51.655
2-	24.318	99.9	45.288	117.3	45.325	88.8	1:54.931	8-	24.124	90.7	43.610	117.9	<b>42.866</b>	<b>90.9</b>	1:50.600
3-	23.665	103.2	44.525	117.5	44.371	89.4	1:52.561	9-	23.338	106.4	43.425	119.2	43.615	<b>90.9</b>	1:50.378
4-	23.669	103.4	44.457	118.1	43.895	89.5	1:52.021	10-	<b>23.083</b>	107.5	<b>42.964</b>	119.6	43.198	90.6	<b>1:49.245</b>
5-	23.244	106.7	44.203	<b>120.7</b>	43.468	89.0	1:50.915	11-	23.805	<b>111.7</b>	43.653	119.6	45.830	90.4	1:53.288
6-	23.715	101.8	43.972	119.4	44.710	87.3	1:52.397								
<b>12</b>	<b>Edward RENDELL</b>				Team Aztec GP										
1-	Out	86.4	50.745	105.5	46.983	83.0	2:04.616	7-	23.064	115.3	42.266	115.7	43.900	87.0	1:49.230
2-	24.281	101.5	43.995	112.0	44.915	86.2	1:53.191	8-	23.251	111.7	41.988	114.9	42.840	86.7	1:48.079
3-	23.488	112.4	43.161	115.3	44.368	86.3	1:51.017	9-	<b>22.648</b>	114.1	41.978	114.9	43.008	86.3	1:47.634
4-	23.407	109.7	42.450	115.9	44.537	77.3	1:50.394	10-	22.705	<b>115.5</b>	<b>41.691</b>	<b>116.7</b>	<b>42.468</b>	<b>87.1</b>	<b>1:46.864</b>

Donington Park GP  
Circuit Length = 2.5000 miles  
Start: 11:20 End: 11:42

Weather / Track : Cloudy / Dry

# 2009 Relentless British 125GP Championship & ACU Academy Cup

## FREE PRACTICE 1 - SECTOR ANALYSIS

5-	23.353	113.4	42.281	114.7	In	1:45.904	P	11-	22.712	115.1	41.762	115.7	43.020	86.2	1:47.494		
6-		Out 113.6	42.199	114.9	42.982	86.7	2:29.616										
<b>13</b>	<b>Rob GUIVER</b>																
	SP125 / RG Racing																
1-	Out	81.0	54.368	88.8	51.428	72.1	2:15.035	4-	24.562	107.4	45.642	105.0	In		1:54.308		
2-		27.620	93.5	49.331	92.7	47.996	78.5	2:04.947	5-	Out	92.2	44.097	113.7	<b>43.835</b>	<b>85.6</b>	6:45.418	
3-		25.061	94.9	46.310	104.9	45.730	81.4	<b>1:57.101</b>	6-	<b>23.372</b>	<b>107.9</b>	<b>43.459</b>	<b>115.7</b>	In	1:53.350		
<b>16</b>	<b>Shaun HORSMAN</b>																
	Symitry I.T. North																
1-	Out	83.3	48.248	108.1	In		1:58.007	P	5-	23.621	110.4	43.534	113.7	In	1:49.745		
2-	Out	93.5	46.844	111.5	45.923	83.2	2:49.569		6-	Out	96.7	44.691	115.1	43.556	85.6	6:27.867	
3-		24.582	102.9	45.550	114.7	46.629	84.9	1:56.761	7-	23.554	111.5	<b>43.193</b>	<b>116.3</b>	<b>43.086</b>	<b>86.3</b>	<b>1:49.833</b>	
4-		24.082	101.4	44.654	113.9	44.026	85.3	1:52.762	8-	<b>23.209</b>	<b>114.3</b>	43.669	114.9	43.514	85.7	1:50.392	
<b>17</b>	<b>John McPHEE</b>																
	C McPhee Racing																
1-	Out	75.5	52.931	113.9	48.650	80.5	2:08.763	6-	<b>23.968</b>	<b>102.8</b>	44.869	<b>117.5</b>	43.495	<b>88.0</b>	1:52.332		
2-		26.108	88.2	47.912	116.5	47.462	84.3	2:01.482	7-	24.003	98.7	44.863	115.7	44.265	87.6	1:53.131	
3-		24.698	100.0	45.773	115.9	46.330	<b>88.0</b>	1:56.801	8-	24.132	100.8	44.909	116.5	45.769	86.7	1:54.810	
4-		24.621	97.3	45.211	116.7	In		1:58.429	P	9-	24.051	102.1	<b>44.332</b>	116.5	<b>43.098</b>	87.8	<b>1:51.481</b>
5-	Out	84.9	47.285	115.7	45.135	83.9	5:11.135										
<b>19</b>	<b>Michael HILL</b>																
	TABOO Motorsport																
1-	Out	80.6	49.867	92.1	49.949	78.1	2:05.025	6-	23.122	113.2	43.465	116.1	In		2:05.607		
2-		25.969	97.1	46.772	103.2	47.391	84.7	2:00.132	7-	Out	77.9	44.777	119.2	<b>43.099</b>	86.7	2:34.116	
3-		24.461	105.0	44.266	116.3	In		1:50.604	P	8-	23.472	110.6	<b>42.590</b>	<b>120.7</b>	43.871	<b>89.8</b>	1:49.933
4-	Out	106.7	46.442	112.4	43.894	87.3	2:37.596	9-	<b>23.107</b>	<b>113.9</b>	42.808	119.6	43.168	89.3	<b>1:49.083</b>		
5-		23.633	110.0	43.320	117.3	43.550	87.8	1:50.503	10-	23.570	109.7	43.378	117.9	46.438	87.2	1:53.386	
<b>21</b>	<b>Tom STANFORD</b>																
	Stanford Racing																
1-	Out	90.6	49.600	111.7	47.470	83.0	2:01.250	5-	24.411	110.2	44.755	112.8	<b>44.819</b>	<b>85.3</b>	1:53.985		
2-		25.449	106.2	45.414	<b>114.5</b>	46.472	83.5	1:57.335	6-	24.336	110.4	44.487	111.5	44.988	84.9	<b>1:53.811</b>	
3-		24.877	103.4	45.133	<b>114.5</b>	45.950	84.9	1:55.960	7-	24.306	<b>111.3</b>	<b>43.968</b>	111.5	45.891	81.2	1:54.165	
4-	<b>24.234</b>	108.2	45.285	113.6	45.244	84.1	1:54.763										
<b>22</b>	<b>Matthew PAULO</b>																
	C Paulo Racing																
1-	Out	71.5	54.125	103.4	49.494	83.1	2:11.539	7-	23.877	96.1	44.411	103.4	45.153	87.0	1:53.441		
2-		25.886	84.8	47.914	113.9	47.200	85.9	2:01.000	8-	25.749	93.9	44.109	114.9	43.555	87.2	1:53.413	
3-		24.681	93.7	45.767	<b>116.3</b>	45.858	87.6	1:56.306	9-	<b>23.559</b>	100.3	43.653	114.5	43.984	86.6	1:51.196	
4-		24.267	93.5	45.244	114.9	48.231	85.6	1:57.742	10-	23.943	100.8	43.347	113.9	43.401	<b>88.5</b>	1:50.691	
5-		24.443	97.4	44.745	114.9	45.026	86.4	1:54.214	11-	23.593	<b>102.9</b>	<b>43.032</b>	115.3	<b>42.785</b>	87.8	<b>1:49.410</b>	
6-		24.251	99.9	44.732	114.5	44.246	87.6	1:53.229									
<b>24</b>	<b>Ben BARRETT</b>																
	SP125Racing / Lowerdale Autos																
1-	Out	76.8	51.422	102.0	47.835	86.5	2:07.941	7-	<b>23.979</b>	110.0	44.796	113.6	44.580	88.0	1:53.355		
2-		25.402	93.5	47.117	113.4	47.779	85.8	2:00.298	8-	24.016	109.8	44.335	114.5	44.075	87.4	1:52.426	
3-		25.000	100.6	46.599	114.9	46.166	87.7	1:57.765	9-	24.001	107.0	44.213	114.5	44.308	87.8	1:52.522	
4-		24.691	95.2	45.909	114.9	46.230	87.1	1:56.830	10-	24.094	<b>111.7</b>	<b>43.199</b>	115.1	43.785	<b>88.4</b>	<b>1:51.078</b>	
5-		24.326	106.0	45.052	113.9	44.941	87.6	1:54.319	11-	24.001	106.0	43.753	<b>116.3</b>	<b>43.623</b>	88.0	1:51.377	
6-		24.309	103.9	44.575	112.8	44.595	87.7	1:53.479									
<b>26</b>	<b>Nicole McALEER</b>																
	C Megabikes.ie																
1-	Out	80.3	52.814	99.4	48.951	87.0	2:08.549	6-	Out	92.7	46.527	116.3	45.092	87.6	4:27.303		
2-		25.822	91.3	48.161	104.7	46.539	87.4	2:00.522	7-	24.860	95.2	45.415	117.1	44.836	83.4	1:55.111	
3-		25.693	91.2	48.215	113.4	46.203	<b>87.8</b>	2:00.111	8-	24.219	99.6	44.418	<b>117.5</b>	44.353	82.3	1:52.990	
4-		24.829	97.4	46.552	113.7	45.869	87.1	1:57.250	9-	<b>23.947</b>	<b>101.8</b>	<b>44.036</b>	116.9	<b>44.159</b>	87.3	<b>1:52.142</b>	
5-		24.847	95.6	45.695	115.5	In		1:58.284	P								
<b>27</b>	<b>Catherine GREEN</b>																
	www.cgracing27.co.uk																
1-	Out	80.1	47.546	116.9	45.065	88.3	1:58.306	7-	22.899	112.4	41.661	119.8	42.051	89.3	1:46.611		
2-		24.022	101.2	43.734	121.4	43.500	89.5	1:51.256	8-	<b>22.675</b>	<b>113.2</b>	<b>41.468</b>	120.7	41.754	89.4	<b>1:45.897</b>	
3-		23.692	100.9	42.779	117.9	43.249	<b>91.2</b>	1:49.720	9-	23.366	95.6	43.744	108.2	44.796	89.3	1:51.906	
4-		23.744	103.1	43.335	121.1	44.918	90.0	1:51.997	10-	22.958	111.1	42.774	120.1	41.837	89.1	1:47.569	
5-		22.872	109.3	43.398	120.3	42.438	89.6	1:48.708	11-	22.685	109.3	41.637	119.6	<b>41.647</b>	89.1	1:45.969	
6-		22.962	102.8	42.376	<b>122.0</b>	43.042	88.5	1:48.380									

Donington Park GP  
Circuit Length = 2.5000 miles  
Start: 11:20 End: 11:42

Weather / Track : Cloudy / Dry

**2009 Relentless British 125GP Championship & ACU Academy Cup**  
**FREE PRACTICE 1 - SECTOR ANALYSIS**

<b>28</b>	<b>Jon VINCENT</b>		Molly / GRF Heavy Transport							
1-	Out 84.3	<i>49.315</i> 115.3	<i>44.299</i> 90.6	2:00.719						
<b>29</b>	<b>James LODGE</b>		KRP / Earnshaws Motorcycles							
1-	Out 87.0	46.742 <i>122.0</i>	45.255 <i>90.3</i>	1:56.273	5-	22.871 109.8	42.220 120.7	In	1:49.372 P	
2-	23.828 105.0	44.102 121.8	In	1:52.929 P	6-	Out 114.1	42.708 118.8	41.832 89.1	2:53.122	
3-	Out 96.4	43.376 120.1	42.783 88.3	4:45.376	7-	23.035 116.1	<i>41.558</i> 120.9	<i>41.828</i> 89.6	<b>1:46.421</b>	
4-	22.932 <i>116.3</i>	42.705 120.3	41.838 88.5	1:47.475	8-	<i>22.437</i> 109.7	42.255 118.4	In	1:47.845 P	
<b>35</b>	<b>Elliot LODGE</b>		C Spike Racing							
1-	Out 79.1	51.410 94.7	52.845 82.6	2:10.628	6-	24.478 82.5	45.680 112.6	45.520 86.6	1:55.678	
2-	26.063 82.2	48.610 113.9	47.462 86.4	2:02.135	7-	24.825 79.9	45.741 <i>115.9</i>	45.787 86.5	1:56.353	
3-	25.180 78.0	46.981 111.3	46.615 86.9	1:58.776	8-	<i>24.433</i> 81.7	45.643 115.5	In	2:02.692 P	
4-	24.825 82.0	46.447 114.5	45.900 85.7	1:57.172	9-	Out 81.0	48.291 114.5	<i>44.741</i> 86.9	3:25.161	
5-	24.434 81.8	45.536 115.1	45.525 86.4	1:55.495	10-	24.698 77.2	<i>45.286</i> 115.5	45.286 <i>87.4</i>	<b>1:55.270</b>	
<b>41</b>	<b>Shaun WINFIELD</b>		C TAG Triumph							
1-	Out 91.9	47.104 115.1	45.347 87.6	1:56.584	6-	Out 88.0	44.487 114.5	44.034 86.9	4:35.594	
2-	23.664 104.2	43.567 <i>117.7</i>	44.112 88.0	1:51.343	7-	23.894 103.1	43.518 116.7	<i>43.378</i> 87.8	1:50.790	
3-	<i>23.341</i> 106.7	43.976 <i>117.7</i>	44.609 88.3	1:51.926	8-	23.411 106.0	<i>43.057</i> 115.1	43.830 87.1	1:50.298	
4-	23.513 105.7	45.233 111.8	44.780 88.3	1:53.526	9-	23.366 105.5	43.126 115.9	43.428 <i>88.4</i>	<b>1:49.920</b>	
5-	23.820 103.1	45.166 107.5	In	1:54.549 P	10-	23.794 <i>107.0</i>	43.261 113.7	43.832 87.3	1:50.887	
<b>46</b>	<b>Ross WALKER</b>		C Ross Walker Racing							
1-	Out 74.6	1:00.349 86.8	54.135 62.7	2:24.586	5-	24.710 97.1	46.051 <i>111.7</i>	47.822 80.6	1:58.583	
2-	27.772 91.7	51.379 99.1	50.900 67.4	2:10.051	6-	24.494 97.7	46.202 109.1	45.511 83.4	1:56.207	
3-	27.722 88.2	51.905 96.0	49.189 78.0	2:08.816	7-	23.800 104.4	<i>45.033</i> 110.2	<i>43.996</i> <i>84.7</i>	<b>1:52.829</b>	
4-	25.879 91.4	48.022 105.8	47.297 79.4	2:01.198	8-	<i>23.533</i> <i>108.4</i>	47.240 101.8	In	1:55.125 P	
<b>50</b>	<b>Tim HASTINGS</b>		C KRP / Bradley Smith Racing							
1-	Out 80.1	47.755 117.9	45.927 86.3	1:56.819	4-	22.871 112.8	<i>41.325</i> <i>122.9</i>	<i>43.068</i> <i>89.0</i>	<b>1:47.264</b>	
2-	23.130 110.2	42.044 120.9	43.591 88.6	1:48.765	5-	<i>22.623</i> <i>115.3</i>	42.857 119.6	In	1:47.384 P	
3-	23.165 107.5	42.425 120.7	43.162 88.6	1:48.752						
<b>52</b>	<b>Adam BLACKLOCK</b>		C Repli-Cast UK							
1-	Out 83.8	48.654 117.9	47.236 83.3	1:58.783	6-	23.501 97.0	44.198 119.6	44.057 <i>90.4</i>	1:51.756	
2-	24.298 94.8	44.712 119.4	45.547 90.3	1:54.557	7-	23.225 103.2	43.219 <i>120.9</i>	43.172 89.3	1:49.616	
3-	23.650 97.5	44.259 118.8	44.381 88.6	1:52.290	8-	22.603 <i>109.8</i>	42.677 120.3	42.711 89.5	1:47.991	
4-	23.724 101.8	44.064 119.4	In	1:55.190 P	9-	<i>22.568</i> 108.9	42.830 <i>120.9</i>	<i>42.400</i> 89.5	<b>1:47.798</b>	
5-	Out 95.7	45.204 118.6	44.407 88.4	4:37.769	10-	22.735 108.9	<i>42.628</i> 118.4	42.992 89.1	1:48.355	
<b>53</b>	<b>Corey LEWIS</b>		C Corey Lewis Racing							
1-	Out 81.4	56.534 83.1	54.683 63.6	2:18.735	6-	24.341 106.2	46.079 103.9	44.665 85.8	1:55.085	
2-	30.437 85.1	55.019 85.7	51.978 61.8	2:17.434	7-	23.573 109.8	44.451 112.0	44.069 85.1	1:52.093	
3-	28.546 86.0	51.234 90.0	49.680 75.9	2:09.460	8-	23.404 <i>112.8</i>	<i>42.608</i> <i>115.5</i>	43.781 88.9	1:49.793	
4-	26.093 98.3	47.895 97.3	47.310 77.0	2:01.298	9-	23.133 110.7	42.945 114.9	42.574 88.8	1:48.652	
5-	24.972 105.4	45.996 108.4	47.638 82.0	1:58.606	10-	<i>23.013</i> 111.5	42.706 115.3	<i>42.477</i> <i>89.3</i>	<b>1:48.196</b>	
<b>61</b>	<b>Paul JORDAN</b>		KRP / Bradley Smith Racing							
1-	Out 79.0	48.529 117.5	45.036 89.0	1:58.642	7-	22.611 <i>117.3</i>	41.859 121.4	42.460 89.1	1:46.930	
2-	23.289 102.5	43.068 120.3	44.232 88.0	1:50.589	8-	22.422 116.3	42.401 121.1	42.142 89.1	1:46.965	
3-	23.015 110.6	42.263 120.7	42.978 88.9	1:48.256	9-	22.585 116.7	41.653 <i>122.9</i>	42.685 89.8	1:46.923	
4-	22.607 114.5	42.073 122.0	In	1:50.599 P	10-	22.418 113.0	41.897 121.8	<i>41.884</i> <i>90.0</i>	<b>1:46.199</b>	
5-	Out 96.6	48.053 117.1	43.358 88.5	2:13.050	11-	<i>22.383</i> 114.7	<i>41.481</i> 121.8	42.548 89.3	1:46.412	
6-	22.550 117.1	41.867 120.3	42.235 88.6	1:46.652						
<b>66</b>	<b>Tom HAYWARD</b>		KRP / Daniel Weston Racing							
1-	Out 87.0	48.016 118.1	45.283 87.8	1:58.524	7-	23.214 100.0	43.488 118.8	42.288 88.9	1:48.990	
2-	23.743 104.4	43.832 121.4	43.494 89.4	1:51.069	8-	22.616 108.4	41.990 120.3	41.543 90.3	1:46.149	
3-	23.101 107.0	42.598 121.6	42.179 <i>90.8</i>	1:47.878	9-	23.548 99.0	43.827 118.1	In	1:54.211 P	
4-	22.983 103.7	43.288 <i>122.2</i>	43.858 90.6	1:50.129	10-	Out 99.9	43.170 119.6	41.771 <i>90.8</i>	2:42.891	
5-	22.943 105.4	43.687 120.3	42.092 89.8	1:48.722	11-	<i>22.540</i> 110.9	<i>41.557</i> 121.6	<i>41.260</i> 90.4	<b>1:45.357</b>	

Donington Park GP  
 Circuit Length = 2.5000 miles  
 Start: 11:20 End: 11:42

Weather / Track : Cloudy / Dry

# 2009 Relentless British 125GP Championship & ACU Academy Cup

## FREE PRACTICE 1 - SECTOR ANALYSIS

6-	22.809	<i>113.4</i>	41.898	120.5	41.564	89.8	1:46.271								
<b>69</b>	<b>Joshua HARLAND</b> C														
1-	Out	76.2	52.697	96.4	52.831	83.1	2:10.366	6-	25.463	88.7	46.841	104.5	46.747	<i>85.0</i>	1:59.051
2-	26.983	81.6	50.000	97.3	50.815	83.8	2:07.798	7-	25.586	87.5	45.249	108.6	46.346	84.8	<b>1:57.181</b>
3-	27.454	84.0	49.498	103.6	49.292	84.7	2:06.244	8-	<i>24.597</i>	<i>95.6</i>	<i>44.567</i>	106.5	In		1:58.152 P
4-	25.569	89.0	46.982	109.8	47.435	82.4	1:59.986	9-	Out	85.2	46.252	109.5	<i>46.286</i>	84.6	3:06.902
5-	25.456	91.7	45.974	108.8	47.617	83.6	1:59.047	10-	24.793	92.1	44.949	<i>110.2</i>	In		1:57.355 P
<b>71</b>	<b>Andy REID</b> C Motrac Racing														
1-	Out	87.3	46.926	98.5	47.251	86.3	1:58.740	7-	23.144	106.7	<i>42.293</i>	116.1	43.190	87.3	1:48.627
2-	23.619	101.1	43.549	119.4	44.924	87.6	1:52.092	8-	<i>23.040</i>	<i>108.9</i>	42.477	115.5	43.247	87.2	1:48.764
3-	23.830	107.4	43.570	117.9	44.556	<i>88.8</i>	1:51.956	9-	23.172	103.4	42.383	116.7	43.053	86.5	<b>1:48.608</b>
4-	23.643	108.6	43.464	<i>120.7</i>	43.931	87.6	1:51.038	10-	23.318	106.4	42.518	116.9	<i>42.904</i>	87.8	1:48.740
5-	23.462	102.5	43.862	<i>120.7</i>	43.808	87.8	1:51.132	11-	25.053	94.8	45.613	115.3	In		2:01.001 P
6-	23.529	106.9	43.305	115.7	43.334	86.4	1:50.168								
<b>72</b>	<b>Connor BEHAN</b> SP125 / Express Forklifts														
1-	Out	91.6	47.711	110.6	44.212	89.1	1:56.880	5-	22.823	113.2	41.607	108.4	1:53.170	83.1	2:57.600
2-	23.216	110.4	42.665	115.5	42.976	83.7	1:48.857	6-	24.279	111.3	43.078	116.1	41.538	89.6	1:48.895
3-	23.584	113.9	42.406	106.9	In		1:49.357 P	7-	<i>22.649</i>	<i>116.1</i>	<i>41.479</i>	<i>116.5</i>	<i>41.248</i>	90.4	<b>1:45.376</b>
4-	Out	108.2	42.700	110.2	41.815	<i>90.8</i>	3:54.150								
<b>77</b>	<b>Taylor MACKENZIE</b> C MMCG Motorpoint														
1-	Out	94.9	47.011	<i>120.3</i>	44.051	89.1	1:55.945	7-	23.301	<i>116.5</i>	42.461	117.5	42.798	88.2	1:48.560
2-	24.047	103.7	43.721	119.0	44.088	88.6	1:51.856	8-	23.305	113.7	42.934	117.3	42.484	89.0	1:48.723
3-	23.637	105.4	44.062	119.6	44.306	89.3	1:52.005	9-	23.154	104.4	42.227	119.8	42.873	88.9	1:48.254
4-	23.721	104.2	44.186	120.1	43.572	89.1	1:51.479	10-	<i>22.986</i>	115.7	42.595	118.8	42.418	89.6	1:47.999
5-	23.206	107.7	43.264	117.7	43.415	87.8	1:49.885	11-	23.005	110.6	<i>42.203</i>	117.5	<i>42.282</i>	<i>89.8</i>	<b>1:47.490</b>
6-	23.265	107.9	42.452	118.1	43.615	85.5	1:49.332								
<b>86</b>	<b>Luke HARVEY</b> RV Racing														
1-	Out	81.4	47.426	116.1	44.700	87.9	1:55.420	6-	Out	92.6	44.064	116.9	44.028	89.0	4:04.430
2-	24.066	98.8	45.258	117.3	43.563	86.5	1:52.887	7-	23.852	104.4	43.869	118.4	42.135	88.4	1:49.856
3-	23.816	100.5	44.180	116.5	42.817	88.0	1:50.813	8-	23.286	110.6	43.782	117.1	42.418	89.3	1:49.486
4-	23.325	100.5	43.568	117.7	43.281	86.9	1:50.174	9-	23.206	112.2	<i>42.384</i>	<i>118.6</i>	42.268	88.6	1:47.858
5-	27.863	67.4	1:00.604	81.0	In		2:21.618 P	10-	<i>22.886</i>	<i>112.8</i>	42.618	117.7	<i>41.969</i>	<i>89.6</i>	<b>1:47.473</b>
<b>87</b>	<b>Lee COSTELLO</b> Vent-Axia / www.sp125racing.com														
1-	Out	91.1	46.288	115.3	45.374	86.0	1:55.711	6-	22.765	112.6	<i>41.888</i>	108.8	In		1:45.602 P
2-	24.396	102.0	43.814	115.9	43.637	87.2	1:51.847	7-	Out	98.5	43.170	119.2	43.098	<i>88.0</i>	3:58.264
3-	23.572	104.4	43.208	113.4	43.993	87.6	1:50.773	8-	23.443	105.2	42.548	<i>119.6</i>	43.670	87.9	1:49.661
4-	24.191	107.9	42.682	110.2	42.324	<i>88.0</i>	1:49.197	9-	<i>22.741</i>	<i>115.5</i>	42.356	114.5	42.187	86.5	1:47.284
5-	23.016	109.8	42.197	117.3	42.047	87.7	<b>1:47.260</b>	10-	23.285	112.8	42.811	113.2	<i>41.957</i>	86.7	1:48.053
<b>91</b>	<b>Ian STANFORD</b> Stanford Racing														
1-	Out	77.3	58.804	93.3	54.059	72.1	2:23.926	6-	28.196	94.3	<i>51.503</i>	98.1	49.747	<i>75.2</i>	<b>2:09.446</b>
2-	30.582	81.0	54.901	93.7	51.450	72.7	2:16.933	7-	<i>28.094</i>	<i>95.6</i>	51.823	98.3	In		2:08.562 P
3-	29.828	82.7	52.994	97.8	51.259	72.4	2:14.081	8-	Out	87.7	51.691	<i>100.6</i>	50.005	74.0	3:00.485
4-	29.207	89.0	52.720	97.0	51.398	73.5	2:13.325	9-	28.592	91.1	51.709	98.5	50.211	73.3	2:10.512
5-	28.537	94.0	52.058	98.8	<i>49.697</i>	74.6	2:10.292								
<b>96</b>	<b>Ryan SAXELBY</b> KRP / Bradley Smith Racing														
1-	Out	84.3	49.308	110.7	45.908	86.7	1:59.083	6-	23.550	107.0	42.674	118.4	42.649	87.7	1:48.873
2-	24.029	103.1	43.907	117.9	43.596	75.8	1:51.532	7-	23.340	<i>107.4</i>	<i>42.634</i>	118.4	42.535	87.6	<b>1:48.509</b>
3-	23.837	106.2	43.775	118.4	42.215	<i>89.6</i>	1:49.827	8-	23.670	97.0	43.023	116.7	<i>42.068</i>	89.0	1:48.761
4-	23.675	103.7	43.277	118.8	42.427	87.7	1:49.379	9-	<i>23.324</i>	105.7	43.027	<i>119.8</i>	In		1:50.873 P
5-	23.549	101.8	42.778	119.0	42.396	83.5	1:48.723								
<b>99</b>	<b>Kasey WYATT</b> C Repli-Cast UK														
1-	Out	66.6	1:00.817	94.5	54.013	74.3	2:24.436	6-	24.996	<i>99.4</i>	45.754	109.1	46.589	87.0	1:57.339
2-	30.050	80.1	54.786	92.6	51.669	81.3	2:16.505	7-	25.177	84.0	45.394	<i>117.7</i>	<i>45.099</i>	86.6	<b>1:55.670</b>
3-	27.024	91.2	50.127	106.9	47.907	84.9	2:05.058	8-	<i>24.538</i>	97.5	<i>45.204</i>	109.5	In		1:55.023 P
4-	26.188	93.2	48.990	108.1	47.846	83.4	2:03.024	9-	Out	86.0	1:03.099	69.5	45.952	<i>87.7</i>	3:28.933

Donington Park GP  
Circuit Length = 2.5000 miles  
Start: 11:20 End: 11:42

Weather / Track : Cloudy / Dry

**2009 Relentless British 125GP Championship & ACU Academy Cup**  
**FREE PRACTICE 1 - SECTOR ANALYSIS**

5 -	25.425	89.8	46.374	107.9	49.007	84.7	2:00.806				
-----	--------	------	--------	-------	--------	------	----------	--	--	--	--



# 2009 Relentless British 125GP Championship & ACU Academy Cup

## FREE PRACTICE 1 - SPEED TRAPS

SECTOR 1				SECTOR 2			FINISH LINE			
POS	NO	NAME	MPH	NO	NAME	MPH	NO	NAME	MPH	
1	6	Martin GLOSSOP	118.4	6	Martin GLOSSOP	122.9	6	Martin GLOSSOP	91.3	
2	61	Paul JORDAN	117.3	50	Tim HASTINGS	122.9	27	Catherine GREEN	91.2	
3	8	Brian CLARK	116.7	61	Paul JORDAN	122.9	11	Tom WEEDEN	90.9	
4	77	Taylor MACKENZIE	116.5	66	Tom HAYWARD	122.2	66	Tom HAYWARD	90.8	
5	29	James LODGE	116.3	27	Catherine GREEN	122.0	72	Connor BEHAN	90.8	
6	72	Connor BEHAN	116.1	29	James LODGE	122.0	28	Jon VINCENT	90.6	
7	2	Robbie STEWART	115.9	10	Peter SUTHERLAND	120.9	52	Adam BLACKLOCK	90.4	
8	12	Edward RENDELL	115.5	52	Adam BLACKLOCK	120.9	29	James LODGE	90.3	
9	87	Lee COSTELLO	115.5	71	Andy REID	120.7	61	Paul JORDAN	90.0	
10	50	Tim HASTINGS	115.3	77	Taylor MACKENZIE	120.3	8	Brian CLARK	89.9	
11	16	Shaun HORSMAN	114.3	11	Tom WEEDEN	120.1	19	Michael HILL	89.8	
12	19	Michael HILL	113.9	19	Michael HILL	120.1	77	Taylor MACKENZIE	89.8	
13	66	Tom HAYWARD	113.4	2	Robbie STEWART	119.8	86	Luke HARVEY	89.6	
14	27	Catherine GREEN	113.2	96	Ryan SAXELBY	119.8	96	Ryan SAXELBY	89.6	
15	10	Peter SUTHERLAND	112.8	87	Lee COSTELLO	119.6	10	Peter SUTHERLAND	89.5	
16	53	Corey LEWIS	112.8	8	Brian CLARK	119.0	53	Corey LEWIS	89.3	
17	86	Luke HARVEY	112.8	7	Deane BROWN	118.6	7	Deane BROWN	89.1	
18	4	Philip WAKEFIELD	112.4	86	Luke HARVEY	118.6	50	Tim HASTINGS	89.0	
19	11	Tom WEEDEN	111.7	41	Shaun WINFIELD	117.7	71	Andy REID	88.8	
20	24	Ben BARRETT	111.7	17	John McPHEE	117.5	22	Matthew PAULO	88.5	
21	21	Tom STANFORD	111.3	26	Nicole McALEER	117.5	2	Robbie STEWART	88.4	
22	52	Adam BLACKLOCK	109.8	99	Kasey WYATT	117.1	24	Ben BARRETT	88.4	
23	7	Deane BROWN	109.7	72	Connor BEHAN	116.5	41	Shaun WINFIELD	88.4	
24	71	Andy REID	108.9	16	Shaun HORSMAN	116.3	17	John McPHEE	88.0	
25	46	Ross WALKER	108.4	22	Matthew PAULO	116.3	87	Lee COSTELLO	88.0	
26	13	Rob GUIVER	107.9	24	Ben BARRETT	116.3	26	Nicole McALEER	87.8	
27	96	Ryan SAXELBY	107.4	12	Edward RENDELL	116.1	99	Kasey WYATT	87.7	
28	41	Shaun WINFIELD	107.0	35	Elliot LODGE	115.9	35	Elliot LODGE	87.4	
29	22	Matthew PAULO	102.9	13	Rob GUIVER	115.7	12	Edward RENDELL	87.1	
30	28	Jon VINCENT	102.9	53	Corey LEWIS	115.5	4	Philip WAKEFIELD	86.5	
31	17	John McPHEE	102.8	28	Jon VINCENT	115.3	16	Shaun HORSMAN	86.3	
32	26	Nicole McALEER	101.8	21	Tom STANFORD	114.5	13	Rob GUIVER	85.6	
33	99	Kasey WYATT	99.4	4	Philip WAKEFIELD	114.1	21	Tom STANFORD	85.3	
34	5	Tomas DOUGHTY	97.3	46	Ross WALKER	111.7	69	Joshua HARLAND	85.0	
35	69	Joshua HARLAND	95.6	69	Joshua HARLAND	110.2	46	Ross WALKER	84.7	
36	91	Ian STANFORD	95.6	5	Tomas DOUGHTY	102.5	5	Tomas DOUGHTY	76.8	
37	35	Elliot LODGE	86.0	91	Ian STANFORD	100.6	91	Ian STANFORD	75.2	
38	9	Niall CAMPBELL	78.4	9	Niall CAMPBELL	90.0				

# 2009 Relentless British 125GP Championship & ACU Academy Cup

## FREE PRACTICE 1 - BEST SECTOR TIMES

SECTOR 1			SECTOR 2			SECTOR 3			IDEAL / BEST COMPARISON							
POS	NO	NAME	TIME	NO	NAME	TIME	NO	NAME	TIME	POS	NO	NAME	IDEAL	BEST	DIFF	
1	61	JORDAN	22.383	2	STEWART	41.289	6	GLOSSOP	41.084	1	2	STEWART	1:45.168	1:45.349	0.181	
2	29	LODGE	22.437	50	HASTINGS	41.325	72	BEHAN	41.248	2	66	HAYWARD	1:45.357	1:45.357	0.000	
3	66	HAYWARD	22.540	27	GREEN	41.468	2	STEWART	41.250	3	72	BEHAN	1:45.376	1:45.376	0.000	
4	52	BLACKLOCK	22.568	72	BEHAN	41.479	66	STEWART	41.260	4	6	GLOSSOP	1:45.634	1:45.683	0.049	
5	10	SUTHERLAND	22.617	61	JORDAN	41.481	27	GREEN	41.647	5	61	JORDAN	1:45.748	1:46.199	0.451	
6	50	HASTINGS	22.623	66	HAYWARD	41.557	8	CLARK	41.661	6	27	GREEN	1:45.790	1:45.897	0.107	
7	2	STEWART	22.629	29	LODGE	41.558	29	LODGE	41.828	7	29	LODGE	1:45.823	1:46.421	0.598	
8	12	RENDELL	22.648	12	RENDELL	41.691	61	JORDAN	41.884	8	8	CLARK	1:46.185	1:46.306	0.121	
9	8	CLARK	22.649	6	GLOSSOP	41.823	87	COSTELLO	41.957	9	87	COSTELLO	1:46.586	1:47.260	0.674	
10	72	BEHAN	22.649	8	CLARK	41.875	86	HARVEY	41.969	10	12	RENDELL	1:46.807	1:46.864	0.057	
11	27	GREEN	22.675	87	COSTELLO	41.888	96	SAXELBY	42.068	11	50	HASTINGS	1:47.016	1:47.264	0.248	
12	6	GLOSSOP	22.727	10	SUTHERLAND	41.998	7	BROWN	42.092	12	10	SUTHERLAND	1:47.194	1:47.562	0.368	
13	87	COSTELLO	22.741	7	BROWN	42.128	77	MACKENZIE	42.282	13	7	BROWN	1:47.230	1:47.267	0.037	
14	86	HARVEY	22.886	77	MACKENZIE	42.203	52	BLACKLOCK	42.400	14	86	HARVEY	1:47.239	1:47.473	0.234	
15	77	MACKENZIE	22.986	71	REID	42.293	12	RENDELL	42.468	15	77	MACKENZIE	1:47.471	1:47.490	0.019	
16	7	BROWN	23.010	86	HARVEY	42.384	53	LEWIS	42.477	16	52	BLACKLOCK	1:47.596	1:47.798	0.202	
17	53	LEWIS	23.013	19	HILL	42.590	10	SUTHERLAND	42.579	17	96	SAXELBY	1:48.026	1:48.509	0.483	
18	71	REID	23.040	53	LEWIS	42.608	4	WAKEFIELD	42.619	18	53	LEWIS	1:48.098	1:48.196	0.098	
19	11	WEEDEN	23.083	52	BLACKLOCK	42.628	22	PAULO	42.785	19	71	REID	1:48.237	1:48.608	0.371	
20	19	HILL	23.107	96	SAXELBY	42.634	11	WEEDEN	42.866	20	19	HILL	1:48.796	1:49.083	0.287	
21	16	HORSMAN	23.209	11	WEEDEN	42.964	71	REID	42.904	21	11	WEEDEN	1:48.913	1:49.245	0.332	
22	96	SAXELBY	23.324	22	PAULO	43.032	50	HASTINGS	43.068	22	22	PAULO	1:49.376	1:49.410	0.034	
23	41	WINFIELD	23.341	41	WINFIELD	43.057	16	HORSMAN	43.086	23	4	WAKEFIELD	1:49.428	1:49.830	0.402	
24	13	GUIVER	23.372	16	HORSMAN	43.193	17	McPHEE	43.098	24	16	HORSMAN	1:49.488	1:49.833	0.345	
25	28	VINCENT	23.391	24	BARRETT	43.199	19	HILL	43.099	25	41	WINFIELD	1:49.776	1:49.920	0.144	
26	4	WAKEFIELD	23.411	4	WAKEFIELD	43.398	41	WINFIELD	43.378	26	13	GUIVER	1:50.666	1:57.101	6.435	
27	46	WALKER	23.533	13	GUIVER	43.459	24	BARRETT	43.623	27	24	BARRETT	1:50.801	1:51.078	0.277	
28	22	PAULO	23.559	21	STANFORD	43.968	13	GUIVER	43.835	28	17	McPHEE	1:51.398	1:51.481	0.083	
29	26	McALEER	23.947	26	McALEER	44.036	46	WALKER	43.996	29	26	McALEER	1:52.142	1:52.142	0.000	
30	17	McPHEE	23.968	17	McPHEE	44.332	26	McALEER	44.159	30	46	WALKER	1:52.562	1:52.829	0.267	
31	24	BARRETT	23.979	69	HARLAND	44.567	28	VINCENT	44.299	31	21	STANFORD	1:53.021	1:53.811	0.790	
32	21	STANFORD	24.234	46	WALKER	45.033	35	LODGE	44.741	32	35	LODGE	1:54.460	1:55.270	0.810	
33	35	LODGE	24.433	99	WYATT	45.204	21	STANFORD	44.819	33	99	WYATT	1:54.841	1:55.670	0.829	
34	99	WYATT	24.538	35	LODGE	45.286	99	WYATT	45.099	34	69	HARLAND	1:55.450	1:57.181	1.731	
35	69	HARLAND	24.597	5	DOUGHTY	47.553	69	HARLAND	46.286	35	28	VINCENT	1:57.005			
36	5	DOUGHTY	25.720	28	VINCENT	49.315	5	DOUGHTY	48.787	36	5	DOUGHTY	2:02.060	2:02.060	0.000	
37	91	STANFORD	28.094	91	STANFORD	51.503	91	STANFORD	49.697	37	91	STANFORD	2:09.294	2:09.446	0.152	
38	9	CAMPBELL		9	CAMPBELL	57.659	9	CAMPBELL		38	9	CAMPBELL				
													<b>Perfect Lap</b>	<b>1:44.756</b>		

Donington Park GP  
Circuit Length = 2.5000 miles  
Start: 11:20 End: 11:42

Weather / Track : Cloudy / Dry

www.tsl-timing.com

Printed - 11.44 Saturday, 23 May 2009

## 2009 Relentless British 125GP Championship & ACU Academy Cup

### FREE PRACTICE 2 - CLASSIFICATION

POS	NO	CL	NAME	ENTRY	TIME	ON	LAPS	GAP	DIFF	MPH
1	29		<b>James LODGE</b>	Honda - KRP / Earnshaws Motorcycles	<b>1:43.270</b>	10	10			87.15
2	6		<b>Martin GLOSSOP</b>	Seel Honda - KRP / Bradley Smith Racing	<b>1:43.520</b>	4	5	<b>0.250</b>	0.250	86.94
3	8		<b>Brian CLARK</b>	Honda - Banks Racing/Express Racewear	<b>1:43.591</b>	10	10	<b>0.321</b>	0.071	86.88
4	72		<b>Connor BEHAN</b>	Honda - SP125 / Express Forklifts	<b>1:43.904</b>	8	8	<b>0.634</b>	0.313	86.61
5	13		<b>Rob GUIVER</b>	Honda - SP125 / RG Racing	<b>1:44.350</b>	5	8	<b>1.080</b>	0.446	86.24
6	87		<b>Lee COSTELLO</b>	Honda - Vent-Axia / www.sp125racing.com	<b>1:44.434</b>	9	9	<b>1.164</b>	0.084	86.17
7	2		<b>Robbie STEWART</b>	Honda - Repli-Cast UK	<b>1:44.579</b>	10	11	<b>1.309</b>	0.145	86.06
8	61		<b>Paul JORDAN</b>	Honda - KRP / Bradley Smith Racing	<b>1:44.821</b>	9	9	<b>1.551</b>	0.242	85.86
9	50	C	<b>Tim HASTINGS</b>	Honda - KRP / Bradley Smith Racing	<b>1:45.169</b>	10	10	<b>1.899</b>	0.348	85.57
10	16		<b>Shaun HORSMAN</b>	Honda - Symitry I.T. North	<b>1:45.335</b>	10	11	<b>2.065</b>	0.166	85.44
11	7	C	<b>Deane BROWN</b>	Honda - Colin Appleyard / Macadam Racing	<b>1:45.490</b>	11	11	<b>2.220</b>	0.155	85.31
12	86		<b>Luke HARVEY</b>	Honda - RV Racing	<b>1:45.528</b>	12	12	<b>2.258</b>	0.038	85.28
13	96		<b>Ryan SAXELBY</b>	Honda - KRP / Bradley Smith Racing	<b>1:45.660</b>	6	7	<b>2.390</b>	0.132	85.17
14	52	C	<b>Adam BLACKLOCK</b>	Honda - Repli-Cast UK	<b>1:45.671</b>	5	10	<b>2.401</b>	0.011	85.17
15	19		<b>Michael HILL</b>	Honda - TABOO Motorsport	<b>1:45.724</b>	11	11	<b>2.454</b>	0.053	85.12
16	12		<b>Edward RENDELL</b>	Honda - Team Aztec GP	<b>1:45.726</b>	11	11	<b>2.456</b>	0.002	85.12
17	10	C	<b>Peter SUTHERLAND</b>	Aprillia - Kinpac Racing	<b>1:45.799</b>	10	10	<b>2.529</b>	0.073	85.06
18	46	C	<b>Ross WALKER</b>	Honda - Ross Walker Racing	<b>1:46.133</b>	5	10	<b>2.863</b>	0.334	84.80
19	71	C	<b>Andy REID</b>	Honda - Motrac Racing	<b>1:46.431</b>	7	11	<b>3.161</b>	0.298	84.56
20	53	C	<b>Corey LEWIS</b>	Honda - Corey Lewis Racing	<b>1:46.464</b>	4	11	<b>3.194</b>	0.033	84.53
21	11	C	<b>Tom WEEDEN</b>	Honda - TABOO Motorsport Junior Team	<b>1:46.813</b>	11	12	<b>3.543</b>	0.349	84.26
22	41	C	<b>Shaun WINFIELD</b>	Honda - TAG Triumph	<b>1:47.355</b>	5	9	<b>4.085</b>	0.542	83.83
23	27		<b>Catherine GREEN</b>	Honda - www.cgracing27.co.uk	<b>1:47.397</b>	4	8	<b>4.127</b>	0.042	83.80
24	66		<b>Tom HAYWARD</b>	Honda - KRP / Daniel Weston Racing	<b>1:47.617</b>	2	8	<b>4.347</b>	0.220	83.63
25	17	C	<b>John McPHEE</b>	Honda - McPhee Racing	<b>1:47.869</b>	10	11	<b>4.599</b>	0.252	83.43
26	77	C	<b>Taylor MACKENZIE</b>	Honda - MMCG Motorpoint	<b>1:48.795</b>	4	6	<b>5.525</b>	0.926	82.72
27	4		<b>Philip WAKEFIELD</b>	Honda - PWR / Sandbach Scrap Metal	<b>1:49.192</b>	7	7	<b>5.922</b>	0.397	82.42
28	69	C	<b>Joshua HARLAND</b>	Honda -	<b>1:49.284</b>	6	9	<b>6.014</b>	0.092	82.35
29	24		<b>Ben BARRETT</b>	Honda - SP125Racing / Lowerdale Autos	<b>1:49.494</b>	9	10	<b>6.224</b>	0.210	82.19
30	28		<b>Jon VINCENT</b>	Honda - Molly / GRF Heavy Transport	<b>1:49.526</b>	4	5	<b>6.256</b>	0.032	82.17
31	26	C	<b>Nicole McALEER</b>	Honda - Megabikes.ie	<b>1:49.568</b>	10	10	<b>6.298</b>	0.042	82.14
32	35	C	<b>Elliot LODGE</b>	Honda - Spike Racing	<b>1:51.439</b>	7	8	<b>8.169</b>	1.871	80.76
33	21		<b>Tom STANFORD</b>	Honda - Stanford Racing	<b>1:51.702</b>	5	9	<b>8.432</b>	0.263	80.57
34	99	C	<b>Kasey WYATT</b>	Honda - Repli-Cast UK	<b>1:51.777</b>	9	10	<b>8.507</b>	0.075	80.51
35	5	C	<b>Tomas DOUGHTY</b>	Honda - TopGear Racing		0	3			
36	9	C	<b>Niall CAMPBELL</b>	Honda - Kinpac Racing		0	3			
37	22	C	<b>Matthew PAULO</b>	Honda - Paulo Racing		0	1			
38	91		<b>Ian STANFORD</b>	Honda - Stanford Racing		0	1			

Weather / Track : Sunny / Dry

Donington Park GP  
Circuit Length = 2.5000 miles  
Start: 15:27 End: 15:49

**2009 Relentless British 125GP Championship & ACU Academy Cup**  
**FREE PRACTICE 2 - SECTOR ANALYSIS**

<b>2</b>	<b>Robbie STEWART</b>				Repli-Cast UK										
1-	Out	90.4	47.890	113.6	46.766	85.0	2:00.631	7-	23.455	103.7	44.544	111.5	43.540	86.4	1:51.539
2-	24.285	105.8	43.361	<i>119.4</i>	43.063	84.3	1:50.709	8-	22.624	112.2	41.650	117.3	41.435	<i>87.9</i>	1:45.709
3-	23.344	113.4	42.200	116.9	42.549	86.9	1:48.093	9-	23.012	111.5	42.328	114.9	43.473	<i>87.9</i>	1:48.813
4-	22.859	113.4	42.449	115.7	42.138	84.9	1:47.446	10-	<i>22.346</i>	<i>116.7</i>	41.363	115.9	40.870	87.7	<b>1:44.579</b>
5-	22.888	116.1	44.319	105.0	44.478	85.7	1:51.685	11-	22.634	113.6	<i>41.248</i>	116.7	<i>40.752</i>	87.8	1:44.634
6-	23.857	111.1	44.181	113.7	44.235	84.8	1:52.273								
<b>4</b>	<b>Philip WAKEFIELD</b>				PWR / Sandbach Scrap Metal										
1-	Out	88.1	49.476	110.4	44.998	85.4	2:00.253	5-	23.849	104.5	45.038	113.4	43.007	85.5	1:51.894
2-	24.345	98.8	44.203	112.0	43.095	<i>86.6</i>	1:51.643	6-	<i>23.284</i>	<i>110.6</i>	43.699	111.7	42.812	85.5	1:49.795
3-	23.568	100.6	43.192	<i>113.9</i>	43.768	85.4	1:50.528	7-	23.599	108.1	<i>43.012</i>	110.9	<i>42.581</i>	84.6	<b>1:49.192</b>
4-	23.375	106.7	43.097	112.4	42.820	84.7	1:49.292								
<b>5</b>	<b>Tomas DOUGHTY</b>				C TopGear Racing										
1-	Out	87.5	50.837	<i>104.2</i>	<i>48.893</i>	<i>81.3</i>	2:06.049	3-	Out	83.1	57.879	99.4	In		10:43.172 P
2-	<i>26.746</i>	<i>91.4</i>	<i>48.681</i>	98.3	In		2:05.516 P								
<b>6</b>	<b>Martin GLOSSOP</b>				KRP / Bradley Smith Racing										
1-	Out	92.1	43.697	120.1	42.055	90.6	1:51.318	4-	<i>22.239</i>	<i>121.8</i>	<i>40.773</i>	<i>122.5</i>	<i>40.508</i>	<i>91.7</i>	<b>1:43.520</b>
2-	22.636	109.5	41.466	121.4	41.144	90.4	1:45.246	5-	22.260	120.1	41.198	120.1	In		1:46.633 P
3-	22.256	114.7	41.039	121.6	40.756	90.1	1:44.051								
<b>7</b>	<b>Deane BROWN</b>				C Colin Appleyard / Macadam Racing										
1-	Out	94.1	45.154	115.3	43.823	85.9	1:52.860	7-	<i>22.569</i>	107.5	42.101	<i>119.6</i>	44.077	86.2	1:48.747
2-	23.233	106.0	42.330	117.9	42.344	88.2	1:47.907	8-	22.732	111.7	41.933	117.5	42.595	88.2	1:47.260
3-	22.930	104.0	42.407	118.4	42.237	87.3	1:47.574	9-	22.603	109.7	41.606	117.9	42.273	88.0	1:46.482
4-	22.813	109.1	42.765	117.1	42.299	86.9	1:47.877	10-	22.689	109.5	42.128	116.7	<i>41.471</i>	<i>88.9</i>	1:46.288
5-	22.800	109.3	42.684	117.5	42.152	86.7	1:47.636	11-	22.618	<i>114.9</i>	<i>41.345</i>	117.9	41.527	87.4	<b>1:45.490</b>
6-	22.617	113.7	42.298	118.6	41.661	88.5	1:46.576								
<b>8</b>	<b>Brian CLARK</b>				Banks Racing/Express Racewear										
1-	Out	91.1	45.339	118.6	45.601	74.3	1:58.573	6-	Out	88.0	44.617	117.9	43.133	73.9	3:50.911
2-	23.533	105.7	41.608	119.0	42.241	89.3	1:47.382	7-	23.560	111.7	41.832	118.6	41.501	89.8	1:46.893
3-	22.361	114.9	40.946	<i>119.4</i>	41.455	89.6	1:44.762	8-	22.429	115.7	40.856	118.8	41.034	91.0	1:44.319
4-	22.332	116.5	40.735	<i>119.4</i>	41.517	90.5	1:44.584	9-	22.521	113.2	41.208	119.0	41.647	<i>91.2</i>	1:45.376
5-	<i>22.304</i>	112.4	43.087	108.8	In		1:49.950 P	10-	22.305	<i>118.8</i>	<i>40.513</i>	119.0	<i>40.773</i>	90.3	<b>1:43.591</b>
<b>9</b>	<b>Niall CAMPBELL</b>				C Kinpac Racing										
1-	Out	<i>67.7</i>	<i>1:09.559</i>	<i>72.9</i>	In		2:40.105 P	3-	Out	67.4	1:15.282	64.7	In		9:27.614 P
2-	Out	65.7	1:10.691	60.0	In		6:17.155 P								
<b>10</b>	<b>Peter SUTHERLAND</b>				C Kinpac Racing										
1-	Out	85.6	44.395	117.7	44.755	88.3	1:53.323	6-	Out	98.7	42.485	117.7	42.736	88.2	5:00.203
2-	23.129	108.8	42.163	118.4	43.651	86.6	1:48.943	7-	22.865	113.0	41.732	117.3	42.638	88.2	1:47.235
3-	22.870	114.5	42.111	117.7	42.973	87.9	1:47.954	8-	22.492	116.7	42.077	117.9	<i>42.094</i>	<i>89.3</i>	1:46.663
4-	22.792	110.9	41.746	118.1	42.659	87.6	1:47.197	9-	22.646	110.6	41.840	<i>119.0</i>	42.235	88.4	1:46.721
5-	22.958	113.0	41.936	116.9	In		1:48.342 P	10-	<i>22.329</i>	<i>119.0</i>	<i>41.234</i>	118.1	42.236	87.8	<b>1:45.799</b>
<b>11</b>	<b>Tom WEEDEN</b>				C TABOO Motorsport Junior Team										
1-	Out	106.9	44.382	116.5	44.426	88.6	1:50.690	7-	23.077	104.9	42.810	117.3	42.738	89.6	1:48.625
2-	23.451	103.1	42.943	119.2	43.567	89.1	1:49.961	8-	22.880	112.8	42.414	116.1	42.277	89.8	1:47.571
3-	23.179	111.5	42.798	117.9	42.742	89.9	1:48.719	9-	<i>22.665</i>	114.1	42.289	117.3	42.322	90.0	1:47.276
4-	23.080	112.6	42.305	<i>119.6</i>	42.676	89.6	1:48.061	10-	23.037	<i>114.3</i>	42.543	117.1	41.992	89.5	1:47.572
5-	22.913	113.7	42.330	119.4	42.448	88.8	1:47.691	11-	22.879	114.1	<i>41.811</i>	118.1	42.123	90.0	<b>1:46.813</b>
6-	22.705	112.2	42.362	118.1	42.478	<i>90.8</i>	1:47.545	12-	22.916	110.9	42.171	117.5	<i>41.938</i>	90.0	1:47.025
<b>12</b>	<b>Edward RENDELL</b>				Team Aztec GP										
1-	Out	98.4	44.894	116.1	44.675	86.3	1:54.579	7-	<i>22.557</i>	109.1	41.703	116.3	42.070	<i>88.3</i>	1:46.330
2-	23.314	111.8	42.416	116.7	43.127	87.9	1:48.857	8-	22.577	116.7	41.444	115.3	41.924	<i>88.3</i>	1:45.945
3-	22.854	113.2	42.756	<i>118.6</i>	42.861	87.9	1:48.471	9-	22.676	112.2	41.898	116.3	43.271	87.8	1:47.845
4-	22.709	117.9	42.086	115.5	42.516	87.8	1:47.311	10-	22.830	117.5	41.403	114.9	<i>41.875</i>	87.2	1:46.108
5-	22.610	119.2	41.403	115.9	42.460	86.3	1:46.473	11-	22.672	<i>119.8</i>	<i>41.004</i>	116.5	42.050	87.4	<b>1:45.726</b>

Donington Park GP  
 Circuit Length = 2.5000 miles  
 Start: 15:27 End: 15:49

Weather / Track : Sunny / Dry

# 2009 Relentless British 125GP Championship & ACU Academy Cup

## FREE PRACTICE 2 - SECTOR ANALYSIS

6-	23.096	116.9	41.280	116.7	42.188	86.7	1:46.564								
<b>13</b>	<b>Rob GUIVER</b>		<b>SP125 / RG Racing</b>												
1-	Out	89.6	44.780	119.0	42.434	88.4	1:51.617	5-	22.281	117.5	41.167	118.8	<i>40.902</i>	88.5	<b>1:44.350</b>
2-	22.409	117.5	41.459	<i>119.6</i>	In		1:43.534 P	6-	22.251	<i>117.9</i>	<i>40.912</i>	119.4	In		1:43.057 P
3-	Out	108.6	42.020	117.7	41.298	<i>88.8</i>	2:39.070	7-	Out	110.7	42.466	115.9	41.195	87.9	5:49.071
4-	22.389	115.9	41.456	118.4	41.258	87.4	1:45.103	8-	<i>22.195</i>	115.7	41.681	110.2	In		1:45.123 P
<b>16</b>	<b>Shaun HORSMAN</b>		<b>Symitry I.T. North</b>												
1-	Out	86.5	47.126	114.1	44.296	87.3	1:57.901	7-	22.416	116.7	41.505	117.9	41.442	89.0	1:45.363
2-	23.166	110.9	46.557	116.9	In		1:51.931 P	8-	22.451	104.5	41.966	118.1	<i>41.127</i>	89.4	1:45.544
3-	Out	103.1	43.523	116.7	42.969	88.3	2:28.074	9-	22.371	107.9	41.555	119.2	41.798	89.1	1:45.724
4-	22.653	<i>119.8</i>	42.090	117.5	41.795	87.7	1:46.538	10-	<i>22.109</i>	115.5	<i>41.431</i>	<i>120.9</i>	41.795	<i>89.6</i>	<b>1:45.335</b>
5-	22.527	117.7	41.824	117.7	41.698	88.2	1:46.049	11-	22.260	112.0	41.933	119.0	41.468	87.7	1:45.661
6-	22.351	117.7	41.560	119.0	45.151	88.3	1:49.062								
<b>17</b>	<b>John McPHEE</b>		<b>C McPhee Racing</b>												
1-	Out	91.4	45.573	112.4	45.720	88.2	1:54.176	7-	23.782	102.0	43.229	117.5	42.504	88.0	1:49.515
2-	23.674	104.2	43.935	115.9	43.002	87.9	1:50.611	8-	22.911	105.5	42.762	116.1	42.388	88.4	1:48.061
3-	23.741	102.8	43.738	116.7	42.737	<i>89.3</i>	1:50.216	9-	22.925	105.0	42.933	116.1	43.162	88.5	1:49.020
4-	23.365	103.2	43.859	115.9	42.849	87.4	1:50.073	10-	23.648	103.9	<i>42.016</i>	<i>118.8</i>	<i>42.205</i>	88.9	<b>1:47.869</b>
5-	23.015	105.7	42.645	116.5	42.511	87.9	1:48.171	11-	<i>22.520</i>	109.3	43.805	115.1	42.519	84.0	1:48.844
6-	22.978	108.2	1:12.094	77.3	46.664	88.2	2:21.736								
<b>19</b>	<b>Michael HILL</b>		<b>TABOO Motorsport</b>												
1-	Out	102.8	44.494	116.7	44.477	88.3	1:51.140	7-	22.956	114.9	42.156	117.5	41.977	<i>90.7</i>	1:47.089
2-	23.304	109.8	43.022	116.9	44.446	89.5	1:50.772	8-	23.205	104.4	44.472	93.3	47.393	89.5	1:55.070
3-	22.989	112.4	42.626	119.0	42.998	<i>90.7</i>	1:48.613	9-	22.812	112.8	42.166	119.4	42.996	89.8	1:47.974
4-	23.033	112.8	42.357	<i>119.8</i>	In		1:44.669 P	10-	22.798	<i>116.9</i>	41.838	119.2	42.363	89.4	1:46.999
5-	Out	108.4	42.874	117.3	42.452	88.5	2:25.472	11-	<i>22.767</i>	116.1	<i>41.593</i>	118.6	<i>41.364</i>	88.5	<b>1:45.724</b>
6-	22.886	113.4	42.611	117.7	42.405	87.7	1:47.902								
<b>21</b>	<b>Tom STANFORD</b>		<b>Stanford Racing</b>												
1-	Out	108.4	44.744	112.6	45.193	84.8	1:52.695	6-	23.953	111.7	<i>43.463</i>	110.6	44.421	84.4	1:51.837
2-	24.679	96.6	44.817	102.8	45.253	84.5	1:54.749	7-	24.072	108.8	44.138	109.8	45.680	<i>85.8</i>	1:53.890
3-	24.245	109.1	43.963	111.1	44.491	84.4	1:52.699	8-	<i>23.605</i>	110.2	44.309	110.7	In		1:54.329 P
4-	24.059	<i>111.8</i>	43.897	110.4	44.389	83.6	1:52.345	9-	Out	100.9	44.932	111.1	In		3:05.117 P
5-	23.920	110.2	43.721	<i>113.4</i>	<i>44.061</i>	84.9	<b>1:51.702</b>								
<b>22</b>	<b>Matthew PAULO</b>		<b>C Paulo Racing</b>												
1-	Out	<i>89.6</i>	<i>47.438</i>	<i>110.9</i>	In		2:06.334 P								
<b>24</b>	<b>Ben BARRETT</b>		<b>SP125Racing / Lowerdale Autos</b>												
1-	Out	95.2	48.136	113.2	45.856	86.3	2:00.468	6-	<i>23.249</i>	<i>116.3</i>	43.319	115.3	43.563	87.7	1:50.131
2-	24.175	108.6	43.630	116.3	45.285	87.6	1:53.090	7-	23.326	113.7	<i>42.461</i>	114.3	In		1:50.327 P
3-	23.579	113.9	42.988	115.3	43.906	87.6	1:50.473	8-	Out	106.4	43.736	112.4	43.941	87.3	3:17.427
4-	23.543	113.4	42.788	115.9	44.165	87.4	1:50.496	9-	23.465	112.0	42.951	115.7	<i>43.078</i>	<i>87.9</i>	<b>1:49.494</b>
5-	23.624	111.5	42.949	<i>116.9</i>	44.304	87.1	1:50.877	10-	23.364	113.4	42.803	114.1	43.765	87.1	1:49.932
<b>26</b>	<b>Nicole McALEER</b>		<b>C Megabikes.ie</b>												
1-	Out	89.7	47.322	114.5	45.909	85.6	1:58.829	6-	<i>23.423</i>	106.5	43.572	117.3	In		1:55.005 P
2-	24.518	97.4	44.988	115.9	44.691	87.3	1:54.197	7-	Out	93.7	44.821	117.5	44.003	86.7	3:42.353
3-	23.711	102.6	43.876	115.5	44.269	87.3	1:51.856	8-	23.494	108.1	43.278	117.1	43.780	87.6	1:50.552
4-	23.911	100.2	44.148	116.7	43.834	87.1	1:51.893	9-	23.544	<i>108.4</i>	43.279	118.6	43.662	<i>88.2</i>	1:50.485
5-	23.556	106.0	43.331	116.5	44.085	86.2	1:50.972	10-	23.536	106.0	<i>42.622</i>	<i>119.8</i>	<i>43.410</i>	87.4	<b>1:49.568</b>
<b>27</b>	<b>Catherine GREEN</b>		<b>www.cgracing27.co.uk</b>												
1-	Out	86.3	49.898	104.0	46.760	84.1	2:02.960	5-	23.460	111.7	42.734	119.4	43.182	88.5	1:49.376
2-	24.238	104.9	45.107	117.1	43.106	88.5	1:52.451	6-	22.885	<i>116.3</i>	42.607	117.3	<i>42.117</i>	88.4	1:47.609
3-	23.208	109.7	42.628	119.2	42.860	88.6	1:48.696	7-	<i>22.745</i>	107.2	42.776	119.6	43.834	88.6	1:49.355
4-	23.173	104.9	42.072	<i>120.7</i>	42.152	88.9	<b>1:47.397</b>	8-	22.903	114.5	<i>41.935</i>	117.5	42.612	<i>89.9</i>	1:47.450

Donington Park GP  
Circuit Length = 2.5000 miles  
Start: 15:27 End: 15:49

Weather / Track : Sunny / Dry

**2009 Relentless British 125GP Championship & ACU Academy Cup**  
**FREE PRACTICE 2 - SECTOR ANALYSIS**

<b>28</b>	<b>Jon VINCENT</b>				Molly / GRF Heavy Transport										
1-	Out	73.6	49.459	113.4	45.882	84.8	2:02.528	4-	<i>23.041</i>	<i>111.7</i>	43.043	113.2	43.442	84.8	<b>1:49.526</b>
2-		23.992	100.6	44.517	114.9	<i>42.858</i>	88.2	1:51.367	5-	24.200	100.2	46.203	91.8	In	2:06.799 P
3-		23.279	100.8	<i>42.967</i>	<i>116.1</i>	43.458	88.0	1:49.704							
<b>29</b>	<b>James LODGE</b>				KRP / Earnshaws Motorcycles										
1-	Out	90.2	44.884	116.7	42.903	88.9	1:50.977	6-	22.120	116.7	41.241	120.1	40.505	89.3	1:43.866
2-		22.928	104.4	41.991	119.6	41.541	88.5	1:46.460	7-	22.174	115.7	41.131	120.1	40.835	89.6
3-		22.170	117.3	41.250	120.3	41.255	88.9	1:44.675	8-	22.267	104.9	41.440	<i>122.7</i>	41.955	<i>90.3</i>
4-		22.556	114.1	41.484	119.8	40.895	89.3	1:44.935	9-	22.074	<i>119.0</i>	41.125	122.7	41.364	88.8
5-		22.288	114.3	41.140	120.3	40.575	89.9	1:44.003	10-	<i>22.020</i>	117.5	<i>40.770</i>	120.9	<i>40.480</i>	90.0
<b>35</b>	<b>Elliot LODGE</b>				C Spike Racing										
1-	Out	69.3	49.614	115.1	46.923	87.0	2:03.062	5-	23.885	92.7	44.419	115.9	44.293	86.7	1:52.597
2-		24.684	93.1	45.942	112.6	45.532	<i>87.9</i>	1:56.158	6-	23.934	<i>98.4</i>	43.896	114.1	44.704	86.6
3-		23.748	90.2	44.784	<i>116.5</i>	45.204	87.7	1:53.736	7-	23.673	97.3	<i>43.772</i>	114.3	<i>43.994</i>	<i>87.9</i>
4-		23.921	97.8	44.376	115.5	44.405	86.0	1:52.702	8-	<i>23.565</i>	96.7	43.941	113.9	In	1:54.395 P
<b>41</b>	<b>Shaun WINFIELD</b>				C TAG Triumph										
1-	Out	94.4	45.573	<i>119.4</i>	45.556	87.2	1:53.661	6-	<i>22.716</i>	108.4	42.428	116.1	42.638	86.5	1:47.782
2-		23.217	105.7	42.393	118.4	In	1:47.824 P	7-	23.039	108.2	42.351	115.9	42.519	<i>87.6</i>	
3-	Out	104.5	42.574	114.9	43.683	87.0	3:03.106	8-	22.876	<i>109.5</i>	42.259	115.9	<i>42.457</i>	<i>87.6</i>	
4-		22.992	107.0	42.187	117.9	43.640	87.3	1:48.819	9-	23.085	107.5	42.861	116.3	In	1:49.686 P
5-		22.833	<i>109.5</i>	<i>41.733</i>	115.7	42.789	87.4	<b>1:47.355</b>							
<b>46</b>	<b>Ross WALKER</b>				C Ross Walker Racing										
1-	Out	91.2	46.521	111.5	In		1:56.390 P	6-	<i>22.627</i>	114.3	<i>41.290</i>	116.1	42.345	85.7	1:46.262
2-	Out	102.6	44.240	<i>117.7</i>	43.947	85.8	2:46.737	7-	22.770	114.5	41.554	115.5	42.023	86.2	1:46.347
3-		23.196	108.1	42.447	116.3	42.577	86.4	1:48.220	8-	23.629	101.4	48.494	94.9	In	1:58.354 P
4-		22.853	115.5	41.795	115.9	42.302	86.7	1:46.950	9-	Out	107.2	42.852	115.1	42.921	<i>87.6</i>
5-		22.634	<i>118.1</i>	41.526	116.9	<i>41.973</i>	86.6	<b>1:46.133</b>	10-	22.896	115.1	42.825	102.8	In	1:49.264 P
<b>50</b>	<b>Tim HASTINGS</b>				C KRP / Bradley Smith Racing										
1-	Out	95.3	45.300	115.3	44.357	89.1	1:52.791	6-	22.478	117.3	40.994	117.9	42.099	88.6	1:45.571
2-		22.881	112.2	41.754	<i>118.8</i>	42.610	89.8	1:47.245	7-	22.729	114.7	42.999	97.5	In	1:47.458 P
3-		22.468	<i>118.8</i>	41.606	118.6	41.844	<i>90.7</i>	1:45.918	8-	Out	98.4	42.083	117.9	42.366	88.8
4-		22.477	115.3	41.616	117.9	42.335	88.6	1:46.428	9-	22.707	116.1	<i>40.926</i>	118.1	42.145	89.1
5-		22.563	106.5	41.491	111.1	42.088	89.0	1:46.142	10-	<i>22.309</i>	113.4	41.052	118.6	<i>41.808</i>	88.9
<b>52</b>	<b>Adam BLACKLOCK</b>				C Repli-Cast UK										
1-	Out	88.3	48.717	94.9	46.827	84.5	2:00.771	6-	22.456	104.0	42.114	122.2	41.773	88.9	1:46.343
2-		24.295	97.3	44.724	108.6	45.227	86.0	1:54.246	7-	22.820	100.8	43.034	120.3	In	1:48.518 P
3-		23.638	106.5	42.700	119.0	42.757	88.4	1:49.095	8-	Out	105.5	42.908	119.8	43.195	84.8
4-		22.884	105.4	42.844	120.5	42.730	88.4	1:48.458	9-	22.580	<i>112.4</i>	<i>41.480</i>	120.9	41.986	88.5
5-		22.355	109.7	41.576	120.1	41.740	<i>90.3</i>	<b>1:45.671</b>	10-	<i>22.321</i>	104.5	42.243	<i>122.7</i>	<i>41.440</i>	89.6
<b>53</b>	<b>Corey LEWIS</b>				C Corey Lewis Racing										
1-	Out	106.9	44.044	117.9	43.471	88.2	1:51.579	7-	24.422	111.7	43.921	88.9	In	1:54.474 P	
2-		22.770	114.5	42.069	117.1	42.252	88.3	1:47.091	8-	Out	110.7	45.381	77.3	44.825	88.2
3-		22.772	114.5	<i>41.491</i>	<i>118.7</i>	42.209	89.0	1:46.472	9-	22.891	114.5	42.295	115.1	42.481	87.6
4-		22.677	<i>116.9</i>	41.523	116.1	42.264	87.3	<b>1:46.464</b>	10-	22.933	113.0	43.796	99.0	42.434	88.6
5-		22.619	114.1	42.972	108.6	<i>41.833</i>	<i>89.5</i>	1:47.424	11-	22.586	115.3	42.195	115.1	42.485	84.6
6-		<i>22.471</i>	115.7	42.135	103.2	42.299	86.2	1:46.905							
<b>61</b>	<b>Paul JORDAN</b>				KRP / Bradley Smith Racing										
1-	Out	92.6	46.019	119.6	43.819	88.0	1:53.846	6-	22.392	117.1	41.589	121.8	41.816	89.4	1:45.797
2-		22.833	114.5	42.689	120.3	42.244	76.8	1:47.766	7-	22.188	<i>119.6</i>	41.380	<i>123.4</i>	42.823	89.6
3-		26.121	95.3	46.571	110.9	In	1:57.146 P	8-	23.086	109.7	41.584	122.7	41.688	<i>90.5</i>	
4-	Out	105.0	44.141	121.6	42.618	89.8	3:32.845	9-	<i>22.157</i>	116.9	<i>41.329</i>	121.6	<i>41.335</i>	88.0	
5-		22.601	117.9	41.888	120.5	41.969	89.3	1:46.458							

Donington Park GP  
 Circuit Length = 2.5000 miles  
 Start: 15:27 End: 15:49

Weather / Track : Sunny / Dry

**2009 Relentless British 125GP Championship & ACU Academy Cup**  
**FREE PRACTICE 2 - SECTOR ANALYSIS**

<b>66</b>	<b>Tom HAYWARD</b>				<b>KRP / Daniel Weston Racing</b>										
1-	Out	92.8	44.071	118.4	43.452	87.1	1:52.144	5-	Out	99.7	43.145	116.7	42.209	88.3	3:09.982
2-	23.198	99.7	42.555	<i>119.6</i>	<i>41.864</i>	87.9	<b>1:47.617</b>	6-	23.442	99.3	42.825	117.3	42.326	87.9	1:48.593
3-	22.915	103.6	42.699	117.9	42.417	<i>89.0</i>	1:48.031	7-	22.913	<i>113.0</i>	42.076	117.7	43.120	87.3	1:48.109
4-	<i>22.734</i>	107.5	<i>41.924</i>	117.5	In		1:46.645 P	8-	24.572	97.0	45.149	110.0	In		1:54.036 P
<b>69</b>	<b>Joshua HARLAND</b>				<b>C</b>										
1-	Out	86.3	46.266	113.4	46.682	85.3	1:57.796	6-	23.376	104.4	<i>42.559</i>	115.1	<i>43.349</i>	<i>87.1</i>	<b>1:49.284</b>
2-	24.054	99.6	43.492	114.7	44.117	87.0	1:51.663	7-	23.539	103.7	44.030	114.9	44.590	86.6	1:52.159
3-	23.636	103.4	43.479	113.4	44.213	86.5	1:51.328	8-	23.478	<i>106.9</i>	43.023	115.1	44.550	85.5	1:51.051
4-	23.650	101.7	42.949	112.4	44.104	86.9	1:50.703	9-	23.435	102.9	43.691	113.6	In		1:53.762 P
5-	<i>23.118</i>	106.5	42.710	<i>116.3</i>	43.797	87.0	1:49.625								
<b>71</b>	<b>Andy REID</b>				<b>C Motrac Racing</b>										
1-	Out	93.5	45.296	117.3	44.209	87.4	1:53.552	7-	22.676	<i>112.6</i>	41.875	115.9	<i>41.880</i>	88.5	<b>1:46.431</b>
2-	23.591	104.5	43.035	118.4	43.713	87.1	1:50.339	8-	<i>22.367</i>	110.9	41.609	115.7	42.504	89.0	1:46.480
3-	23.056	107.7	42.276	117.3	42.379	88.2	1:47.711	9-	23.241	100.5	43.122	117.5	42.515	<i>89.1</i>	1:48.878
4-	23.030	110.2	41.930	115.7	42.297	87.8	1:47.257	10-	23.307	99.7	<i>41.582</i>	<i>118.8</i>	In		1:47.765 P
5-	22.735	111.8	41.793	117.1	41.974	87.4	1:46.502	11-	Out	108.8	41.975	116.3	43.210	87.9	3:25.474
6-	22.830	109.3	42.021	113.9	42.363	88.0	1:47.214								
<b>72</b>	<b>Connor BEHAN</b>				<b>SP125 / Express Forklifts</b>										
1-	Out	104.2	44.232	113.9	42.347	88.3	1:51.704	5-	23.440	108.9	43.727	107.5	In		1:53.697 P
2-	23.194	109.5	41.983	109.3	42.234	88.8	1:47.411	6-	Out	108.1	43.231	111.5	42.165	<i>89.5</i>	8:43.562
3-	22.827	114.1	41.313	<i>115.3</i>	41.648	87.7	1:45.788	7-	22.567	115.9	41.113	111.1	40.847	89.1	1:44.527
4-	22.364	115.7	41.420	112.6	41.532	89.0	1:45.316	8-	<i>22.287</i>	<i>116.9</i>	<i>40.819</i>	114.7	<i>40.798</i>	88.0	<b>1:43.904</b>
<b>77</b>	<b>Taylor MACKENZIE</b>				<b>C MMCG Motorpoint</b>										
1-	Out	100.5	46.897	113.2	In		1:52.062 P	4-	<i>22.974</i>	<i>110.9</i>	42.795	<i>116.9</i>	<i>43.026</i>	<i>87.7</i>	<b>1:48.795</b>
2-	Out	101.7	44.228	115.3	44.214	87.0	6:56.418	5-	23.507	107.2	<i>42.517</i>	116.5	43.829	74.6	1:49.853
3-	23.362	109.5	43.037	116.3	43.388	87.1	1:49.787	6-	25.941	95.7	46.217	105.0	In		1:56.810 P
<b>86</b>	<b>Luke HARVEY</b>				<b>RV Racing</b>										
1-	Out	106.0	43.939	116.5	44.236	88.8	1:49.325	7-	<i>22.602</i>	108.6	41.948	118.8	41.747	<i>89.6</i>	1:46.297
2-	23.197	110.7	43.476	117.1	43.676	88.3	1:50.349	8-	22.639	108.8	41.877	118.6	42.451	88.4	1:46.967
3-	23.174	107.5	42.917	117.5	43.305	88.5	1:49.396	9-	22.915	106.2	42.158	117.3	41.857	88.6	1:46.930
4-	23.150	103.7	42.871	117.3	43.829	87.9	1:49.850	10-	22.680	112.2	42.723	117.5	41.974	89.1	1:47.377
5-	22.975	111.1	42.366	118.4	42.249	88.0	1:47.590	11-	22.685	110.4	41.728	118.4	41.986	88.8	1:46.399
6-	22.685	111.7	42.145	<i>119.0</i>	41.581	89.1	1:46.411	12-	22.704	<i>114.9</i>	<i>41.395</i>	117.3	<i>41.429</i>	88.4	<b>1:45.528</b>
<b>87</b>	<b>Lee COSTELLO</b>				<b>Vent-Axia / www.sp125racing.com</b>										
1-	Out	101.2	45.721	110.9	43.115	86.9	1:52.120	6-	22.992	<i>116.5</i>	41.730	113.9	In		1:44.141 P
2-	23.108	98.7	42.811	117.3	42.084	86.7	1:48.003	7-	Out	107.4	42.609	116.9	43.526	<i>87.7</i>	6:17.820
3-	22.682	110.0	42.468	115.9	42.186	86.5	1:47.336	8-	22.528	111.7	41.466	<i>117.7</i>	41.362	86.3	1:45.356
4-	22.852	110.4	42.367	115.1	42.575	85.7	1:47.794	9-	<i>22.445</i>	<i>116.5</i>	<i>41.045</i>	117.5	<i>40.944</i>	87.4	<b>1:44.434</b>
5-	22.876	116.3	42.320	110.9	41.579	85.7	1:46.775								
<b>91</b>	<b>Ian STANFORD</b>				<b>Stanford Racing</b>										
1-	Out	<i>92.2</i>	<i>47.659</i>	<i>113.2</i>	<i>45.397</i>	<i>85.7</i>	1:56.862								
<b>96</b>	<b>Ryan SAXELBY</b>				<b>KRP / Bradley Smith Racing</b>										
1-	Out	98.7	44.807	118.6	42.923	89.8	1:50.103	5-	22.761	114.3	41.630	119.0	41.742	90.1	1:46.133
2-	22.802	110.7	43.046	118.4	42.570	87.8	1:48.418	6-	<i>22.744</i>	<i>114.7</i>	<i>41.457</i>	120.9	<i>41.459</i>	90.6	<b>1:45.660</b>
3-	23.131	102.8	42.680	<i>122.0</i>	41.739	90.4	1:47.550	7-	22.824	113.2	42.055	117.7	In		1:46.865 P
4-	22.933	104.9	42.726	121.1	41.911	<i>90.8</i>	1:47.570								
<b>99</b>	<b>Kasey WYATT</b>				<b>C Repli-Cast UK</b>										
1-	Out	82.4	47.605	116.1	46.133	88.3	2:00.776	6-	23.790	103.2	44.343	<i>117.3</i>	44.483	<i>88.6</i>	1:52.616
2-	24.407	101.8	43.857	116.5	44.481	88.3	1:52.745	7-	<i>23.493</i>	106.9	44.508	116.9	44.571	87.4	1:52.572
3-	23.724	102.6	43.972	115.9	44.603	88.5	1:52.299	8-	23.932	106.2	<i>43.840</i>	116.3	44.332	<i>88.6</i>	1:52.104
4-	24.689	98.5	44.947	116.3	In		1:55.369 P	9-	23.743	<i>108.1</i>	43.883	116.3	<i>44.151</i>	88.3	<b>1:51.777</b>
5-	Out	100.8	44.306	117.1	44.552	87.8	3:29.011	10-	24.041	104.4	44.174	116.3	49.860	83.7	1:58.075

Donington Park GP  
Circuit Length = 2.5000 miles  
Start: 15:27 End: 15:49

Weather / Track : Sunny / Dry

# 2009 Relentless British 125GP Championship & ACU Academy Cup

## FREE PRACTICE 2 - SPEED TRAPS

SECTOR 1				SECTOR 2			FINISH LINE		
POS	NO	NAME	MPH	NO	NAME	MPH	NO	NAME	MPH
1	6	Martin GLOSSOP	121.8	61	Paul JORDAN	123.4	6	Martin GLOSSOP	91.7
2	12	Edward RENDELL	119.8	29	James LODGE	123.1	8	Brian CLARK	91.2
3	16	Shaun HORSMAN	119.8	52	Adam BLACKLOCK	122.7	11	Tom WEEDEN	90.8
4	61	Paul JORDAN	119.6	6	Martin GLOSSOP	122.5	96	Ryan SAXELBY	90.8
5	10	Peter SUTHERLAND	119.0	96	Ryan SAXELBY	122.0	61	Paul JORDAN	90.5
6	29	James LODGE	119.0	16	Shaun HORSMAN	120.9	29	James LODGE	90.3
7	8	Brian CLARK	118.8	27	Catherine GREEN	120.1	52	Adam BLACKLOCK	90.3
8	50	Tim HASTINGS	118.8	19	Michael HILL	119.8	19	Michael HILL	90.1
9	46	Ross WALKER	118.1	26	Nicole McALEER	119.8	50	Tim HASTINGS	90.1
10	13	Rob GUIVER	117.9	7	Deane BROWN	119.6	27	Catherine GREEN	89.9
11	19	Michael HILL	116.9	11	Tom WEEDEN	119.6	16	Shaun HORSMAN	89.6
12	53	Corey LEWIS	116.9	13	Rob GUIVER	119.6	86	Luke HARVEY	89.6
13	72	Connor BEHAN	116.9	66	Tom HAYWARD	119.6	53	Corey LEWIS	89.5
14	2	Robbie STEWART	116.7	2	Robbie STEWART	119.4	72	Connor BEHAN	89.5
15	87	Lee COSTELLO	116.5	8	Brian CLARK	119.4	10	Peter SUTHERLAND	89.3
16	24	Ben BARRETT	116.3	41	Shaun WINFIELD	119.4	17	John McPHEE	89.3
17	27	Catherine GREEN	116.3	10	Peter SUTHERLAND	119.0	71	Andy REID	89.1
18	7	Deane BROWN	114.9	86	Luke HARVEY	119.0	66	Tom HAYWARD	89.0
19	86	Luke HARVEY	114.9	17	John McPHEE	118.8	7	Deane BROWN	88.9
20	96	Ryan SAXELBY	114.7	50	Tim HASTINGS	118.8	13	Rob GUIVER	88.8
21	11	Tom WEEDEN	114.3	71	Andy REID	118.8	99	Kasey WYATT	88.6
22	66	Tom HAYWARD	113.0	12	Edward RENDELL	118.6	12	Edward RENDELL	88.3
23	71	Andy REID	112.6	53	Corey LEWIS	118.1	26	Nicole McALEER	88.2
24	52	Adam BLACKLOCK	112.4	87	Lee COSTELLO	117.7	28	Jon VINCENT	88.2
25	21	Tom STANFORD	111.8	99	Kasey WYATT	117.3	2	Robbie STEWART	87.9
26	28	Jon VINCENT	111.7	46	Ross WALKER	117.1	24	Ben BARRETT	87.9
27	77	Taylor MACKENZIE	110.9	24	Ben BARRETT	116.9	35	Elliot LODGE	87.9
28	4	Philip WAKEFIELD	110.6	77	Taylor MACKENZIE	116.9	77	Taylor MACKENZIE	87.7
29	17	John McPHEE	109.5	35	Elliot LODGE	116.5	87	Lee COSTELLO	87.7
30	41	Shaun WINFIELD	109.5	69	Joshua HARLAND	116.3	41	Shaun WINFIELD	87.6
31	26	Nicole McALEER	108.4	28	Jon VINCENT	116.1	46	Ross WALKER	87.6
32	99	Kasey WYATT	108.1	72	Connor BEHAN	115.3	69	Joshua HARLAND	87.1
33	69	Joshua HARLAND	106.9	4	Philip WAKEFIELD	113.9	4	Philip WAKEFIELD	86.6
34	35	Elliot LODGE	98.4	21	Tom STANFORD	113.4	21	Tom STANFORD	85.8
35	91	Ian STANFORD	92.2	91	Ian STANFORD	113.2	91	Ian STANFORD	85.7
36	5	Tomas DOUGHTY	91.4	22	Matthew PAULO	110.9	5	Tomas DOUGHTY	81.3
37	22	Matthew PAULO	89.6	5	Tomas DOUGHTY	104.2			
38	9	Niall CAMPBELL	67.7	9	Niall CAMPBELL	72.9			



# 2009 Relentless British 125GP Championship & ACU Academy Cup

## FREE PRACTICE 2 - BEST SECTOR TIMES

SECTOR 1			SECTOR 2			SECTOR 3			IDEAL / BEST COMPARISON							
POS	NO	NAME	TIME	NO	NAME	TIME	NO	NAME	TIME	POS	NO	NAME	IDEAL	BEST	DIFF	
1	29	LODGE	22.020	8	CLARK	40.513	29	LODGE	40.480	1	29	LODGE	1:43.270	1:43.270	0.000	
2	16	HORSMAN	22.109	29	LODGE	40.770	6	GLOSSOP	40.508	2	6	GLOSSOP	1:43.520	1:43.520	0.000	
3	61	JORDAN	22.157	6	GLOSSOP	40.773	2	STEWART	40.752	3	8	CLARK	1:43.590	1:43.591	0.001	
4	13	GUIVER	22.195	72	BEHAN	40.819	8	CLARK	40.773	4	72	BEHAN	1:43.904	1:43.904	0.000	
5	6	GLOSSOP	22.239	13	GUIVER	40.912	72	BEHAN	40.798	5	13	GUIVER	1:44.009	1:44.350	0.341	
6	72	BEHAN	22.287	50	HASTINGS	40.926	13	GUIVER	40.902	6	2	STEWART	1:44.346	1:44.579	0.233	
7	8	CLARK	22.304	12	RENDELL	41.004	87	COSTELLO	40.944	7	87	COSTELLO	1:44.434	1:44.434	0.000	
8	50	HASTINGS	22.309	87	COSTELLO	41.045	16	HORSMAN	41.127	8	16	HORSMAN	1:44.667	1:45.335	0.668	
9	52	BLACKLOCK	22.321	10	SUTHERLAND	41.234	61	JORDAN	41.335	9	61	JORDAN	1:44.821	1:44.821	0.000	
10	10	SUTHERLAND	22.329	2	STEWART	41.248	19	HILL	41.364	10	50	HASTINGS	1:45.043	1:45.169	0.126	
11	2	STEWART	22.346	46	WALKER	41.290	86	HARVEY	41.429	11	52	BLACKLOCK	1:45.241	1:45.671	0.430	
12	71	REID	22.367	61	JORDAN	41.329	52	BLACKLOCK	41.440	12	7	BROWN	1:45.385	1:45.490	0.105	
13	87	COSTELLO	22.445	7	BROWN	41.345	96	SAXELBY	41.459	13	86	HARVEY	1:45.426	1:45.528	0.102	
14	53	LEWIS	22.471	86	HARVEY	41.395	7	BROWN	41.471	14	12	RENDELL	1:45.436	1:45.726	0.290	
15	17	McPHEE	22.520	16	HORSMAN	41.431	50	HASTINGS	41.808	15	10	SUTHERLAND	1:45.657	1:45.799	0.142	
16	12	RENDELL	22.557	96	SAXELBY	41.457	53	LEWIS	41.833	16	96	SAXELBY	1:45.660	1:45.660	0.000	
17	7	BROWN	22.569	52	BLACKLOCK	41.480	66	HAYWARD	41.864	17	19	HILL	1:45.724	1:45.724	0.000	
18	86	HARVEY	22.602	53	LEWIS	41.491	12	RENDELL	41.875	18	53	LEWIS	1:45.795	1:46.464	0.669	
19	46	WALKER	22.627	71	REID	41.582	71	REID	41.880	19	71	REID	1:45.829	1:46.431	0.602	
20	11	WEEDEN	22.665	19	HILL	41.593	11	WEEDEN	41.938	20	46	WALKER	1:45.890	1:46.133	0.243	
21	41	WINFIELD	22.716	41	WINFIELD	41.733	46	WALKER	41.973	21	11	WEEDEN	1:46.414	1:46.813	0.399	
22	66	HAYWARD	22.734	11	WEEDEN	41.811	10	SUTHERLAND	42.094	22	66	HAYWARD	1:46.522	1:47.617	1.095	
23	96	SAXELBY	22.744	66	HAYWARD	41.924	27	GREEN	42.117	23	17	McPHEE	1:46.741	1:47.869	1.128	
24	27	GREEN	22.745	27	GREEN	41.935	17	McPHEE	42.205	24	27	GREEN	1:46.797	1:47.397	0.600	
25	19	HILL	22.767	17	McPHEE	42.016	41	WINFIELD	42.457	25	41	WINFIELD	1:46.906	1:47.355	0.449	
26	77	MACKENZIE	22.974	24	BARRETT	42.461	4	WAKEFIELD	42.581	26	77	MACKENZIE	1:48.517	1:48.795	0.278	
27	28	VINCENT	23.041	77	MACKENZIE	42.517	28	VINCENT	42.858	27	24	BARRETT	1:48.788	1:49.494	0.706	
28	69	HARLAND	23.118	69	HARLAND	42.559	77	MACKENZIE	43.026	28	28	VINCENT	1:48.866	1:49.526	0.660	
29	24	BARRETT	23.249	26	McALEER	42.622	24	BARRETT	43.078	29	4	WAKEFIELD	1:48.877	1:49.192	0.315	
30	4	WAKEFIELD	23.284	28	VINCENT	42.967	69	HARLAND	43.349	30	69	HARLAND	1:49.026	1:49.284	0.258	
31	26	McALEER	23.423	4	WAKEFIELD	43.012	26	McALEER	43.410	31	26	McALEER	1:49.455	1:49.568	0.113	
32	99	WYATT	23.493	21	STANFORD	43.463	35	LODGE	43.994	32	21	STANFORD	1:51.129	1:51.702	0.573	
33	35	LODGE	23.565	35	LODGE	43.772	21	STANFORD	44.061	33	35	LODGE	1:51.331	1:51.439	0.108	
34	21	STANFORD	23.605	99	WYATT	43.840	99	WYATT	44.151	34	99	WYATT	1:51.484	1:51.777	0.293	
35	5	DOUGHTY	26.746	22	PAULO	47.438	91	STANFORD	45.397	35	5	DOUGHTY	2:04.320			
36	9	CAMPBELL		91	STANFORD	47.659	5	DOUGHTY	48.893	36	9	CAMPBELL				
37	22	PAULO		5	DOUGHTY	48.681	9	CAMPBELL		37	22	PAULO				
38	91	STANFORD		9	CAMPBELL	1:09.559	22	PAULO		38	91	STANFORD				
													<b>Perfect Lap</b>	<b>1:43.013</b>		

Donington Park GP  
Circuit Length = 2.5000 miles  
Start: 15:27 End: 15:49

Weather / Track : Sunny / Dry

www.tsl-timing.com

Printed - 15.50 Saturday, 23 May 2009

# MCRCB BULLETIN TK009

## 2009 Relentless British 125GP Championship & ACU Academy Cup QUALIFYING 1 - CLASSIFICATION

POS	NO	CL	NAME	ENTRY	TIME	ON	LAPS	GAP	DIFF	MPH
1	6		<b>Martin GLOSSOP</b>	Seel Honda - KRP / Bradley Smith Racing	<b>1:41.676</b>	12	17			88.51
2	50	C	<b>Tim HASTINGS</b>	Honda - KRP / Bradley Smith Racing	<b>1:42.107</b>	16	16	<b>0.431</b>	0.431	88.14
3	29		<b>James LODGE</b>	Honda - KRP / Earnshaws Motorcycles	<b>1:42.202</b>	14	14	<b>0.526</b>	0.095	88.06
4	87		<b>Lee COSTELLO</b>	Honda - Vent-Axia / www.sp125racing.com	<b>1:42.614</b>	15	15	<b>0.938</b>	0.412	87.70
5	61		<b>Paul JORDAN</b>	Honda - KRP / Bradley Smith Racing	<b>1:42.643</b>	15	16	<b>0.967</b>	0.029	87.68
6	72		<b>Connor BEHAN</b>	Honda - SP125 / Express Forklifts	<b>1:42.693</b>	12	13	<b>1.017</b>	0.050	87.64
7	8		<b>Brian CLARK</b>	Honda - Banks Racing/Express Racewear	<b>1:42.718</b>	17	17	<b>1.042</b>	0.025	87.61
8	2		<b>Robbie STEWART</b>	Honda - Repli-Cast UK	<b>1:42.970</b>	16	17	<b>1.294</b>	0.252	87.40
9	66		<b>Tom HAYWARD</b>	Honda - KRP / Daniel Weston Racing	<b>1:43.561</b>	15	16	<b>1.885</b>	0.591	86.90
10	16		<b>Shaun HORSMAN</b>	Honda - Symitry I.T. North	<b>1:43.797</b>	11	15	<b>2.121</b>	0.236	86.70
11	53	C	<b>Corey LEWIS</b>	Honda - Corey Lewis Racing	<b>1:43.864</b>	16	16	<b>2.188</b>	0.067	86.65
12	13		<b>Rob GUIVER</b>	Honda - SP125 / RG Racing	<b>1:43.989</b>	3	3	<b>2.313</b>	0.125	86.54
13	10	C	<b>Peter SUTHERLAND</b>	Aprillia - Kinpac Racing	<b>1:44.217</b>	15	16	<b>2.541</b>	0.228	86.35
14	52	C	<b>Adam BLACKLOCK</b>	Honda - Repli-Cast UK	<b>1:44.403</b>	14	14	<b>2.727</b>	0.186	86.20
15	96		<b>Ryan SAXELBY</b>	Honda - KRP / Bradley Smith Racing	<b>1:44.612</b>	11	14	<b>2.936</b>	0.209	86.03
16	7	C	<b>Deane BROWN</b>	Honda - Colin Appleyard / Macadam Racing	<b>1:44.708</b>	14	14	<b>3.032</b>	0.096	85.95
17	12		<b>Edward RENDELL</b>	Honda - Team Aztec GP	<b>1:44.841</b>	14	15	<b>3.165</b>	0.133	85.84
18	77	C	<b>Taylor MACKENZIE</b>	Honda - MMCG Motorpoint	<b>1:44.896</b>	16	17	<b>3.220</b>	0.055	85.80
19	27		<b>Catherine GREEN</b>	Honda - www.cgracing27.co.uk	<b>1:45.064</b>	16	16	<b>3.388</b>	0.168	85.66
20	46	C	<b>Ross WALKER</b>	Honda - Ross Walker Racing	<b>1:45.171</b>	8	11	<b>3.495</b>	0.107	85.57
21	19		<b>Michael HILL</b>	Honda - TABOO Motorsport	<b>1:45.188</b>	16	16	<b>3.512</b>	0.017	85.56
22	28		<b>Jon VINCENT</b>	Honda - Molly / GRF Heavy Transport	<b>1:45.278</b>	13	14	<b>3.602</b>	0.090	85.48
23	11	C	<b>Tom WEEDEN</b>	Honda - TABOO Motorsport Junior Team	<b>1:45.410</b>	13	17	<b>3.734</b>	0.132	85.38
24	69	C	<b>Joshua HARLAND</b>	Honda -	<b>1:45.973</b>	15	16	<b>4.297</b>	0.563	84.92
25	71	C	<b>Andy REID</b>	Honda - Motrac Racing	<b>1:46.029</b>	12	15	<b>4.353</b>	0.056	84.88
26	22	C	<b>Matthew PAULO</b>	Honda - Paulo Racing	<b>1:46.044</b>	15	17	<b>4.368</b>	0.015	84.87
27	17	C	<b>John McPHEE</b>	Honda - McPhee Racing	<b>1:46.294</b>	6	12	<b>4.618</b>	0.250	84.67
28	41	C	<b>Shaun WINFIELD</b>	Honda - TAG Triumph	<b>1:46.439</b>	6	13	<b>4.763</b>	0.145	84.55
29	86		<b>Luke HARVEY</b>	Honda - RV Racing	<b>1:47.658</b>	12	15	<b>5.982</b>	1.219	83.59
30	26	C	<b>Nicole McALEER</b>	Honda - Megabikes.ie	<b>1:48.108</b>	7	11	<b>6.432</b>	0.450	83.25
31	24		<b>Ben BARRETT</b>	Honda - SP125Racing / Lowerdale Autos	<b>1:48.156</b>	5	8	<b>6.480</b>	0.048	83.21
32	99	C	<b>Kasey WYATT</b>	Honda - Repli-Cast UK	<b>1:48.802</b>	10	15	<b>7.126</b>	0.646	82.71
33	21		<b>Tom STANFORD</b>	Honda - Stanford Racing	<b>1:48.899</b>	12	15	<b>7.223</b>	0.097	82.64
34	91		<b>Ian STANFORD</b>	Honda - Stanford Racing	<b>1:49.162</b>	8	13	<b>7.486</b>	0.263	82.44
35	9	C	<b>Niall CAMPBELL</b>	Honda - Kinpac Racing	<b>1:49.902</b>	11	12	<b>8.226</b>	0.740	81.89
36	35	C	<b>Elliot LODGE</b>	Honda - Spike Racing	<b>1:51.860</b>	14	15	<b>10.184</b>	1.958	80.45

Weather / Track : Sunny / Dry

These results are provisional until the conclusion of any judicial and technical matters.

Donington Park GP  
Circuit Length = 2.5000 miles  
Start: 09:00 End: 09:32

Race Director :	Stewards :	Timekeeper :
-----------------	------------	--------------

# MCRCB BULLETIN TK010

## 2009 Relentless British 125GP Championship & ACU Academy Cup

### QUALIFYING 1 - SECTOR ANALYSIS

<b>2</b>	<b>Robbie STEWART</b>					<b>Repli-Cast UK</b>									
1-	Out 92.7	48.060	112.2	45.122	86.0	1:59.437	10-	22.773	108.1	41.435	117.7	41.090	88.8	1:45.298	
2-	23.748	111.1	42.480	117.3	43.122	88.0	1:49.350	11-	22.622	117.9	40.368	118.1	40.658	88.5	1:43.648
3-	22.803	113.7	42.034	116.9	41.870	87.7	1:46.707	12-	22.532	116.9	40.326	118.8	40.667	87.9	1:43.525
4-	23.236	110.7	51.730	80.1	48.415	88.6	2:03.381	13-	23.721	106.9	44.975	105.0	43.104	88.8	1:51.800
5-	22.779	116.5	41.717	119.0	42.680	84.8	1:47.176	14-	22.612	116.5	40.487	117.9	40.493	89.0	1:43.592
6-	23.311	115.7	42.146	119.0	42.455	89.5	1:47.912	15-	<del>22.261</del>	117.3	40.305	119.0	43.096	88.0	1:45.662
7-	22.499	117.5	40.791	<del>120.1</del>	41.333	88.6	1:44.623	16-	22.357	<del>118.4</del>	<del>40.149</del>	117.9	<del>40.464</del>	<del>89.8</del>	<b>1:42.970</b>
8-	23.703	111.5	41.564	116.3	41.518	88.5	1:46.785	17-	22.354	<del>118.4</del>	40.435	118.1	40.693	88.5	1:43.482
9-	22.462	116.7	40.711	118.8	41.099	87.9	1:44.272								
<b>6</b>	<b>Martin GLOSSOP</b>					<b>KRP / Bradley Smith Racing</b>									
1-	Out 90.6	44.759	118.1	44.356	91.0	1:52.897	10-	22.063	117.3	40.588	123.6	40.103	93.1	1:42.754	
2-	23.161	108.9	42.727	122.2	41.420	92.1	1:47.308	11-	21.808	120.3	40.634	122.7	40.200	92.9	1:42.642
3-	22.708	107.7	41.847	124.0	42.775	82.1	1:47.330	12-	<del>21.787</del>	118.1	40.050	123.4	<del>39.839</del>	92.5	<b>1:41.676</b>
4-	23.293	106.5	43.770	105.7	43.157	92.5	1:50.220	13-	22.405	100.3	42.388	121.1	In		1:46.094 P
5-	22.404	108.2	40.960	122.9	41.696	89.9	1:45.060	14-	Out 111.5		40.585	122.5	46.227	90.1	3:02.483
6-	22.571	108.8	41.208	123.1	40.493	93.3	1:44.272	15-	22.729	111.5	41.176	122.5	40.171	92.6	1:44.076
7-	22.152	114.3	42.024	124.3	40.704	93.4	1:44.880	16-	21.881	<del>120.7</del>	<del>39.788</del>	<del>124.5</del>	40.565	<del>94.4</del>	1:42.234
8-	22.027	120.3	40.357	<del>124.5</del>	40.584	93.3	1:42.968	17-	21.960	113.0	40.106	122.0	In		1:45.469 P
9-	21.997	113.2	40.328	122.9	40.656	92.3	1:42.981								
<b>7</b>	<b>Deane BROWN</b>					<b>C Colin Appleyard / Macadam Racing</b>									
1-	Out 89.6	46.674	114.3	44.313	87.6	1:54.028	8-	23.604	97.3	43.202	115.7	42.382	86.7	1:49.188	
2-	23.472	106.2	42.467	118.6	42.575	87.8	1:48.514	9-	24.975	106.7	41.698	117.3	42.354	88.5	1:49.027
3-	23.009	115.5	42.443	109.1	In		1:49.413 P	10-	22.646	118.6	41.280	117.5	41.424	88.8	1:45.350
4-	Out 89.7	45.959	119.2	42.619	88.0	5:47.092		11-	<del>22.436</del>	<del>120.9</del>	59.835	70.9	57.139	83.7	2:19.410
5-	22.566	120.1	41.598	119.0	41.798	88.9	1:45.962	12-	22.686	117.7	40.933	117.7	41.125	<del>89.3</del>	1:44.744
6-	22.655	118.1	41.610	<del>119.4</del>	42.648	88.9	1:46.913	13-	22.579	116.9	41.059	115.9	<del>41.084</del>	87.9	1:44.722
7-	22.636	112.2	41.344	117.1	41.676	88.8	1:45.656	14-	22.650	115.5	<del>40.889</del>	116.3	41.169	89.0	<b>1:44.708</b>
<b>8</b>	<b>Brian CLARK</b>					<b>Banks Racing/Express Racewear</b>									
1-	Out 97.5	44.347	119.8	44.215	91.3	1:52.946	10-	22.270	120.3	40.807	119.2	40.857	90.9	1:43.934	
2-	23.187	110.6	41.348	121.4	41.497	90.6	1:46.032	11-	22.367	117.5	40.429	118.4	40.794	91.0	1:43.590
3-	22.565	114.7	41.396	117.9	41.969	90.9	1:45.930	12-	22.315	116.5	40.336	119.2	40.662	91.0	1:43.313
4-	22.475	117.7	41.171	119.0	41.654	90.9	1:45.300	13-	23.753	87.7	47.236	104.9	In		1:58.371 P
5-	22.581	118.6	40.778	120.9	41.695	91.7	1:45.054	14-	Out 86.9		42.921	119.0	41.783	91.4	2:54.296
6-	22.564	118.6	40.447	120.1	41.862	91.5	1:44.873	15-	22.298	120.9	40.359	120.9	41.015	91.2	1:43.672
7-	22.222	120.7	40.651	120.9	41.948	91.3	1:44.821	16-	<del>22.214</del>	<del>121.6</del>	40.110	120.5	40.684	<del>91.9</del>	1:43.008
8-	22.326	120.9	40.216	<del>122.2</del>	42.022	91.3	1:44.564	17-	22.230	119.0	<del>39.907</del>	121.4	<del>40.581</del>	<del>91.9</del>	<b>1:42.718</b>
9-	22.382	118.4	40.560	120.1	40.849	<del>91.9</del>	1:43.791								
<b>9</b>	<b>Niall CAMPBELL</b>					<b>C Kinpac Racing</b>									
1-	Out 81.3	50.407	109.5	47.694	85.1	2:05.637	7-	24.112	92.9	44.441	111.8	43.736	86.4	1:52.289	
2-	24.823	98.3	45.678	111.5	In		1:56.719 P	8-	23.567	104.5	43.526	<del>114.1</del>	43.687	83.2	1:50.780
3-	Out 97.0	45.144	111.8	45.261	85.9	3:58.143		9-	24.137	109.8	43.988	112.0	44.965	<del>87.3</del>	1:53.090
4-	24.316	99.1	44.652	112.8	In		2:14.106 P	10-	23.584	111.5	43.484	112.0	43.305	<del>87.3</del>	1:50.373
5-	Out 98.8	44.529	113.0	44.920	87.1	5:50.184		11-	<del>23.303</del>	<del>112.8</del>	43.450	113.6	<del>43.149</del>	<del>87.3</del>	<b>1:49.902</b>
6-	24.332	109.7	43.872	112.4	43.988	86.5	1:52.192	12-	23.363	103.1	<del>43.017</del>	<del>114.1</del>	In		1:50.348 P
<b>10</b>	<b>Peter SUTHERLAND</b>					<b>C Kinpac Racing</b>									
1-	Out 103.4	44.229	118.8	44.772	91.2	1:52.047	9-	22.240	115.1	40.864	120.5	41.931	90.0	1:45.035	
2-	23.037	114.7	41.658	121.6	43.258	91.0	1:47.953	10-	22.245	115.7	40.635	121.6	41.870	91.4	1:44.750
3-	22.485	114.3	41.148	120.9	In		1:45.449 P	11-	22.092	115.7	41.150	121.4	42.133	90.5	1:45.375
4-	Out 101.4	43.081	118.8	43.735	89.5	4:16.930		12-	22.104	114.9	40.538	122.0	41.922	91.8	1:44.564
5-	22.959	108.1	41.338	121.6	42.727	90.5	1:47.024	13-	22.245	117.3	<del>40.082</del>	<del>124.0</del>	42.470	<del>91.9</del>	1:44.797
6-	22.205	113.6	40.857	122.0	41.852	91.2	1:44.914	14-	22.196	112.0	40.702	123.6	<del>41.348</del>	90.4	1:44.246
7-	22.206	113.9	40.858	120.5	42.108	88.5	1:45.172	15-	22.062	118.8	40.531	121.6	41.624	91.7	<b>1:44.217</b>
8-	22.190	<del>120.9</del>	40.902	120.5	42.012	90.8	1:45.104	16-	<del>21.993</del>	115.3	40.466	122.5	41.872	91.3	1:44.331
<b>11</b>	<b>Tom WEEDEN</b>					<b>C TABOO Motorsport Junior Team</b>									
1-	Out 91.8	46.129	117.5	43.819	90.0	1:52.358	10-	<del>22.433</del>	<del>118.6</del>	41.755	119.6	41.645	87.9	1:45.833	
2-	23.126	109.5	42.787	120.9	42.483	91.0	1:48.396	11-	22.778	111.3	43.071	117.1	42.460	90.1	1:48.309

Donington Park GP  
Circuit Length = 2.5000 miles  
Start: 09:00 End: 09:32

Weather / Track : Sunny / Dry

# MCRCB BULLETIN TK010

## 2009 Relentless British 125GP Championship & ACU Academy Cup

### QUALIFYING 1 - SECTOR ANALYSIS

3-	22.744	116.7	42.294	117.9	42.715	91.3	1:47.753	12-	22.710	115.7	41.584	117.9	42.277	91.4	1:46.571
4-	22.901	101.5	42.683	118.8	42.351	91.2	1:47.935	13-	22.539	117.1	41.354	119.4	41.517	<b>91.7</b>	<b>1:45.410</b>
5-	22.865	110.7	42.221	118.6	41.967	91.5	1:47.053	14-	22.752	111.5	41.806	119.6	<b>41.497</b>	91.0	1:46.055
6-	22.560	113.2	42.214	120.1	42.061	91.2	1:46.835	15-	22.766	110.9	<b>41.117</b>	120.3	42.025	90.3	1:45.908
7-	22.549	116.5	41.894	120.3	41.921	90.6	1:46.364	16-	22.520	116.7	41.536	119.0	42.173	90.9	1:46.229
8-	22.605	113.4	41.614	<b>121.6</b>	41.802	91.5	1:46.021	17-	22.696	113.7	42.217	118.8	42.079	89.4	1:46.992
9-	22.587	114.5	41.874	119.6	41.774	90.9	1:46.235								
<b>12</b>	<b>Edward RENDELL</b> Team Aztec GP														
1-	Out	104.4	43.866	116.7	43.457	89.3	1:48.928	9-	22.410	117.9	41.050	117.5	43.626	88.8	1:47.086
2-	23.504	116.9	42.335	117.1	42.978	88.8	1:48.817	10-	22.527	118.6	40.963	<b>120.9</b>	42.335	89.5	1:45.825
3-	22.931	117.3	41.829	115.3	43.223	89.9	1:47.983	11-	22.589	114.1	40.935	120.1	42.387	88.4	1:45.911
4-	22.791	111.7	41.803	119.2	42.565	89.8	1:47.159	12-	22.608	115.7	41.013	116.9	41.616	89.5	1:45.237
5-	22.561	117.7	41.664	118.6	42.305	<b>90.4</b>	1:46.530	13-	22.473	116.5	40.871	117.3	41.726	88.5	1:45.070
6-	<b>22.354</b>	118.6	41.287	117.3	In		1:44.073 P	14-	22.465	118.8	40.829	115.9	<b>41.547</b>	89.0	<b>1:44.841</b>
7-	Out	108.2	42.157	117.3	42.735	88.9	6:14.621	15-	22.442	116.5	<b>40.673</b>	116.7	42.011	89.3	1:45.126
8-	22.484	<b>119.0</b>	40.861	119.0	43.098	88.8	1:46.443								
<b>13</b>	<b>Rob GUIVER</b> SP125 / RG Racing														
1-	Out	103.2	45.072	113.6	43.137	88.3	1:52.860	3-	22.363	116.3	<b>40.700</b>	118.6	<b>40.926</b>	89.1	<b>1:43.989</b>
2-	22.546	115.9	40.934	<b>118.8</b>	41.809	<b>90.0</b>	1:45.289								
<b>16</b>	<b>Shaun HORSMAN</b> Symitry I.T. North														
1-	Out	99.0	45.194	115.7	43.954	86.6	1:52.771	9-	22.421	117.5	40.795	118.8	41.650	<b>90.6</b>	1:44.866
2-	23.269	109.5	42.216	117.1	42.415	88.6	1:47.900	10-	22.207	119.4	40.928	119.8	41.821	90.3	1:44.956
3-	22.877	113.4	41.410	118.4	In		1:44.887 P	11-	<b>22.162</b>	<b>119.6</b>	<b>40.270</b>	<b>120.7</b>	41.365	90.4	<b>1:43.797</b>
4-	Out	94.3	43.405	116.1	42.798	89.3	4:38.719	12-	24.003	99.4	45.064	101.2	43.019	90.3	1:52.086
5-	22.857	112.0	42.084	118.6	41.615	90.1	1:46.556	13-	22.296	116.5	40.715	119.6	<b>40.989</b>	89.8	1:44.000
6-	22.716	115.9	41.369	118.1	In		1:45.519 P	14-	22.234	119.4	40.830	118.4	41.282	90.5	1:44.346
7-	Out	102.5	43.348	117.3	42.380	89.8	3:11.586	15-	22.263	118.4	40.590	119.8	41.279	90.5	1:44.132
8-	22.501	116.5	40.980	118.8	41.264	88.6	1:44.745								
<b>17</b>	<b>John McPHEE</b> C McPhee Racing														
1-	Out	89.5	46.736	116.3	45.188	88.5	1:57.019	7-	22.896	107.7	<b>41.765</b>	117.3	In		1:48.529 P
2-	24.027	104.0	43.574	115.9	43.443	87.0	1:51.044	8-	Out	76.4	46.286	109.8	43.361	87.7	8:54.133
3-	23.502	101.8	42.915	<b>117.9</b>	43.367	88.0	1:49.784	9-	23.278	104.7	42.429	115.3	42.655	88.5	1:48.362
4-	23.225	106.4	42.417	117.5	42.549	<b>90.4</b>	1:48.191	10-	23.217	109.1	42.388	114.9	42.550	87.0	1:48.155
5-	22.744	<b>110.0</b>	44.287	112.6	42.601	89.1	1:49.632	11-	22.958	109.5	42.211	115.3	<b>41.521</b>	89.4	1:46.690
6-	22.811	108.1	41.948	<b>117.9</b>	41.535	87.9	<b>1:46.294</b>	12-	<b>22.738</b>	102.9	43.439	113.9	In		1:56.936 P
<b>19</b>	<b>Michael HILL</b> TABOO Motorsport														
1-	Out	88.0	46.454	112.2	In		1:54.531 P	9-	22.933	112.4	42.929	116.9	42.005	89.6	1:47.867
2-	Out	101.5	43.916	117.3	43.973	88.9	3:16.743	10-	22.768	108.8	42.641	119.8	42.511	89.8	1:47.920
3-	23.168	110.6	42.764	118.1	43.369	89.3	1:49.301	11-	22.736	112.8	41.536	119.8	42.431	<b>91.2</b>	1:46.703
4-	23.319	112.4	42.656	118.4	42.326	89.5	1:48.301	12-	<b>22.381</b>	116.5	42.062	119.0	41.684	89.8	1:46.127
5-	23.445	99.3	42.232	<b>121.1</b>	43.624	90.0	1:49.301	13-	22.542	117.1	<b>41.145</b>	<b>121.1</b>	41.869	90.8	1:45.556
6-	24.279	107.4	46.334	119.4	47.342	90.9	1:57.955	14-	22.680	115.9	42.464	115.9	47.192	89.6	1:52.336
7-	22.700	117.7	41.734	119.4	41.728	90.0	1:46.162	15-	22.586	117.1	43.513	85.5	48.641	90.8	1:54.740
8-	22.864	114.7	41.610	118.1	42.084	89.0	1:46.558	16-	22.448	<b>117.9</b>	41.348	119.0	<b>41.392</b>	90.4	<b>1:45.188</b>
<b>21</b>	<b>Tom STANFORD</b> Stanford Racing														
1-	Out	95.9	45.221	<b>113.7</b>	45.782	86.7	1:55.239	9-	23.483	110.0	43.007	112.2	42.876	85.5	1:49.366
2-	23.800	113.0	44.906	113.6	45.627	85.4	1:54.333	10-	23.551	111.5	43.327	111.7	43.261	85.9	1:50.139
3-	23.628	<b>113.9</b>	43.262	112.6	44.079	85.9	1:50.969	11-	23.615	111.7	42.929	110.9	<b>42.729</b>	85.7	1:49.273
4-	23.754	106.7	43.162	113.4	44.233	85.5	1:51.149	12-	23.685	111.5	42.448	111.7	42.766	85.5	<b>1:48.899</b>
5-	23.640	108.9	43.070	112.0	43.911	86.2	1:50.621	13-	<b>23.324</b>	111.5	<b>42.445</b>	111.3	43.416	83.2	1:49.185
6-	23.853	105.0	43.297	112.0	44.364	<b>86.9</b>	1:51.514	14-	23.997	108.9	43.503	110.2	44.140	84.7	1:51.640
7-	23.584	111.5	42.971	113.0	43.138	86.6	1:49.693	15-	23.560	111.3	42.891	111.7	In		1:51.708 P
8-	23.538	111.7	42.709	110.9	43.179	86.3	1:49.426								
<b>22</b>	<b>Matthew PAULO</b> C Paulo Racing														
1-	Out	86.1	49.389	109.5	45.822	85.8	2:00.525	10-	22.909	112.2	41.959	114.3	42.169	88.0	1:47.037
2-	24.111	98.5	44.670	113.9	44.346	87.1	1:53.127	11-	22.774	111.8	42.025	114.7	42.792	86.9	1:47.591
3-	23.729	102.3	43.813	113.9	43.886	86.3	1:51.428	12-	23.725	101.4	43.448	112.0	42.780	88.2	1:49.953

Donington Park GP  
Circuit Length = 2.5000 miles  
Start: 09:00 End: 09:32

Weather / Track : Sunny / Dry

# MCRCB BULLETIN TK010

## 2009 Relentless British 125GP Championship & ACU Academy Cup

### QUALIFYING 1 - SECTOR ANALYSIS

4-	23.621	105.2	42.993	114.9	43.147	87.4	1:49.761	13-	22.878	113.0	41.313	<i>116.7</i>	42.948	<i>89.3</i>	1:47.139
5-	23.399	108.2	42.941	112.4	44.012	61.3	1:50.352	14-	23.742	101.1	43.835	113.4	42.627	87.6	1:50.204
6-	26.113	101.5	43.121	113.7	42.898	87.6	1:52.132	15-	<i>22.618</i>	<i>113.2</i>	<i>41.125</i>	116.3	42.301	89.0	<b>1:46.044</b>
7-	23.293	104.7	42.268	114.9	43.696	87.7	1:49.257	16-	22.804	113.0	41.910	115.1	42.571	89.1	1:47.285
8-	23.097	111.8	41.725	115.9	<i>42.078</i>	87.4	1:46.900	17-	22.994	104.0	43.499	113.2	In		1:51.781 P
9-	23.280	109.7	41.944	113.7	42.178	87.6	1:47.402								
<b>24</b>	<b>Ben BARRETT</b>							SP125Racing / Lowerdale Autos							
1-	Out	95.3	46.465	113.7	45.621	87.2	1:57.287	5-	23.362	115.9	<i>42.063</i>	115.5	<i>42.731</i>	<i>89.1</i>	<b>1:48.156</b>
2-	23.900	111.3	43.308	114.5	43.652	87.6	1:50.860	6-	23.326	109.3	42.500	<i>116.5</i>	42.942	88.4	1:48.768
3-	23.241	114.7	42.275	114.1	43.243	87.7	1:48.759	7-	<i>23.096</i>	<i>116.5</i>	42.594	114.3	In		1:51.428 P
4-	23.597	107.7	42.499	115.5	42.963	88.2	1:49.059	8-	Out	105.0	43.290	114.9	43.762	87.9	3:28.428
<b>26</b>	<b>Nicole McALEER</b>							C Megabikes.ie							
1-	Out	90.7	45.872	117.1	44.686	88.6	1:54.932	7-	<i>23.065</i>	111.1	41.999	119.0	43.044	88.6	<b>1:48.108</b>
2-	23.649	107.7	43.193	118.6	43.936	88.6	1:50.778	8-	23.381	105.7	44.065	104.2	In		1:56.835 P
3-	23.367	108.9	42.028	118.8	43.337	87.6	1:48.732	9-	Out	105.2	42.954	116.9	44.077	83.8	4:22.313
4-	23.511	108.1	42.466	118.1	43.207	84.6	1:49.184	10-	23.265	110.6	43.671	117.7	43.680	88.5	1:50.616
5-	23.603	<i>114.5</i>	<i>41.730</i>	<i>120.5</i>	42.918	<i>88.8</i>	1:48.251	11-	23.510	102.0	42.287	118.8	<i>42.890</i>	85.5	1:48.687
6-	23.388	106.2	42.392	119.4	43.253	86.3	1:49.033								
<b>27</b>	<b>Catherine GREEN</b>							www.cgracing27.co.uk							
1-	Out	91.9	48.823	109.5	47.840	85.5	2:01.436	9-	22.976	114.3	41.474	120.5	42.482	89.8	1:46.932
2-	24.527	101.1	44.042	117.7	44.403	87.8	1:52.972	10-	23.033	109.8	42.265	119.8	42.339	89.9	1:47.637
3-	23.711	107.4	42.664	118.8	43.532	88.3	1:49.907	11-	23.208	105.7	41.657	120.7	42.368	89.9	1:47.233
4-	23.403	110.0	42.470	119.4	43.182	89.5	1:49.055	12-	22.976	113.9	41.256	120.3	43.076	89.4	1:47.308
5-	24.072	99.9	42.554	120.5	43.278	88.8	1:49.904	13-	22.724	113.6	40.931	<i>122.0</i>	42.664	90.3	1:46.319
6-	23.847	102.1	42.690	119.2	42.784	<i>91.0</i>	1:49.321	14-	<i>22.460</i>	<i>116.9</i>	41.210	120.5	42.338	89.5	1:46.008
7-	23.168	111.1	42.538	118.4	In		1:48.595 P	15-	22.636	114.5	41.460	120.3	<i>41.525</i>	90.3	1:45.621
8-	Out	104.2	42.343	118.1	43.183	88.8	2:53.115	16-	22.788	115.7	<i>40.689</i>	120.7	41.587	89.8	<b>1:45.064</b>
<b>28</b>	<b>Jon VINCENT</b>							Molly / GRF Heavy Transport							
1-	Out	83.5	47.950	111.1	45.930	88.8	1:59.774	8-	<i>22.524</i>	<i>118.4</i>	41.530	116.9	41.814	90.9	1:45.868
2-	24.543	104.4	44.282	113.7	42.480	89.5	1:51.305	9-	22.819	112.4	42.939	114.3	In		1:48.496 P
3-	23.107	110.9	42.791	115.9	42.100	90.4	1:47.998	10-	Out	94.5	45.404	116.1	41.940	91.2	5:17.841
4-	23.567	106.9	42.707	114.7	42.450	90.0	1:48.724	11-	22.778	117.5	41.294	116.9	41.322	91.3	1:45.394
5-	23.128	114.1	43.073	<i>118.8</i>	41.875	90.5	1:48.076	12-	22.976	114.3	42.026	116.1	42.207	90.6	1:47.209
6-	23.347	101.8	42.326	117.5	41.479	91.8	1:47.152	13-	22.664	116.1	41.568	117.5	<i>41.046</i>	90.8	<b>1:45.278</b>
7-	22.901	115.7	41.691	117.3	42.151	<i>92.3</i>	1:46.743	14-	22.760	117.3	<i>41.232</i>	117.9	41.438	90.1	1:45.430
<b>29</b>	<b>James LODGE</b>							KRP / Earnshaws Motorcycles							
1-	Out	89.5	45.802	116.1	44.117	89.9	1:51.985	8-	21.854	119.0	41.335	117.5	In		1:46.339 P
2-	23.119	106.2	42.161	118.6	41.817	90.4	1:47.097	9-	Out	103.7	42.039	117.7	41.295	89.6	5:22.217
3-	22.988	104.5	42.168	119.2	In		1:48.098 P	10-	22.546	117.9	40.450	121.4	41.477	90.9	1:44.473
4-	Out	102.9	42.083	121.8	41.334	90.5	4:37.654	11-	22.217	118.4	<i>40.029</i>	122.5	40.803	91.7	1:43.049
5-	22.328	117.3	40.696	122.2	40.539	91.0	1:43.563	12-	21.987	118.6	40.169	121.8	40.202	<i>92.5</i>	1:42.358
6-	<i>21.781</i>	119.4	40.271	123.1	40.207	91.3	1:42.259	13-	22.536	109.8	40.667	121.8	40.579	91.5	1:43.782
7-	22.368	<i>120.1</i>	40.607	<i>124.7</i>	40.719	90.8	1:43.694	14-	21.875	117.3	40.285	120.7	<i>40.042</i>	92.1	<b>1:42.202</b>
<b>35</b>	<b>Elliot LODGE</b>							C Spike Racing							
1-	Out	81.6	49.000	112.6	47.278	88.0	2:00.965	9-	Out	88.8	46.262	115.5	45.197	87.9	3:21.883
2-	24.569	94.9	44.601	115.9	45.548	88.6	1:54.718	10-	23.903	94.3	43.897	115.5	45.953	88.5	1:53.753
3-	24.093	89.6	44.356	114.9	45.710	87.3	1:54.159	11-	23.999	98.4	<i>43.404</i>	116.7	44.735	86.6	1:52.138
4-	24.354	89.7	44.781	114.9	45.613	87.7	1:54.748	12-	23.625	98.1	43.562	114.7	44.677	87.7	1:51.864
5-	23.751	95.3	44.734	116.9	44.672	86.3	1:53.157	13-	24.035	95.7	43.695	116.1	45.143	89.1	1:52.873
6-	24.127	93.6	44.292	116.5	46.302	<i>90.3</i>	1:54.721	14-	23.456	97.8	43.955	115.9	<i>44.449</i>	89.0	<b>1:51.860</b>
7-	23.859	95.6	43.684	<i>117.7</i>	44.973	86.3	1:52.516	15-	<i>23.233</i>	<i>99.7</i>	43.779	113.9	45.104	87.7	1:52.116
8-	24.103	97.3	44.014	115.7	In		1:59.198 P								
<b>41</b>	<b>Shaun WINFIELD</b>							C TAG Triumph							
1-	Out	91.8	46.210	104.7	46.327	86.6	1:56.471	8-	23.012	107.5	41.847	114.3	42.371	87.9	1:47.230
2-	24.432	97.3	44.712	107.7	In		1:54.062 P	9-	23.501	104.9	42.675	111.8	In		1:49.651 P
3-	Out	103.4	43.295	112.8	43.579	88.9	4:38.862	10-	Out	100.8	45.800	96.0	In		4:46.512 P
4-	23.025	108.8	42.252	114.7	42.491	88.5	1:47.768	11-	Out	107.2	42.392	115.3	51.505	88.0	2:40.133

Donington Park GP  
Circuit Length = 2.5000 miles  
Start: 09:00 End: 09:32

Weather / Track : Sunny / Dry

# MCRCB BULLETIN TK010

## 2009 Relentless British 125GP Championship & ACU Academy Cup

### QUALIFYING 1 - SECTOR ANALYSIS

5-	23.087	106.0	42.433	114.5	43.224	88.3	1:48.744	12-	22.826	<i>117.8</i>	41.706	114.3	42.190	88.9	1:46.722																
6-	22.924	109.7	<i>41.683</i>	<i>116.5</i>	<i>41.832</i>	<i>89.1</i>	<b>1:46.439</b>	13-	<i>22.683</i>	109.3	41.782	114.5	42.502	88.8	1:46.967																
7-	22.975	106.9	42.518	112.4	43.389	88.3	1:48.882																								
<b>46</b>	<b>Ross WALKER</b>															<b>C</b>	<b>Ross Walker Racing</b>														
1-	Out	97.0	44.643	117.3	45.339	88.9	1:53.355	7-	22.910	104.9	41.166	<i>119.0</i>	42.193	88.2	1:46.269																
2-	23.038	115.1	41.532	117.7	43.407	88.6	1:47.977	8-	<i>22.516</i>	<i>123.4</i>	40.918	117.9	<i>41.737</i>	88.2	<b>1:45.171</b>																
3-	22.864	114.5	41.344	117.9	43.082	89.0	1:47.290	9-	22.666	113.4	<i>40.840</i>	118.1	41.957	87.7	1:45.463																
4-	22.893	108.4	41.524	117.9	42.293	88.2	1:46.710	10-	22.671	114.3	41.095	115.5	41.738	88.5	1:45.504																
5-	22.828	113.9	41.273	118.1	42.601	88.9	1:46.702	11-	23.707	94.4	44.702	114.1	In		1:52.270 P																
6-	22.725	111.7	41.318	117.7	42.178	<i>89.1</i>	1:46.221																								
<b>50</b>	<b>Tim HASTINGS</b>															<b>C</b>	<b>KRP / Bradley Smith Racing</b>														
1-	Out	89.8	44.024	122.9	44.290	91.5	1:53.048	9-	22.239	112.6	40.221	122.2	41.279	91.3	1:43.739																
2-	22.476	114.9	41.595	121.8	42.996	89.9	1:47.067	10-	22.081	118.4	40.409	122.0	41.108	91.5	1:43.598																
3-	22.157	115.3	40.780	<i>125.0</i>	42.022	90.8	1:44.959	11-	22.120	112.8	40.039	121.6	40.703	91.8	1:42.862																
4-	22.122	117.7	40.789	120.1	41.513	91.9	1:44.424	12-	21.857	120.9	40.769	121.4	41.005	90.6	1:43.631																
5-	22.384	112.6	40.461	122.9	41.592	91.8	1:44.437	13-	21.873	107.2	41.092	119.8	In		1:41.664 P																
6-	22.271	113.7	40.187	124.5	41.585	<i>92.9</i>	1:44.043	14-	Out	100.8	42.751	122.2	41.865	89.0	3:16.540																
7-	22.576	108.8	41.581	121.6	In		1:42.873 P	15-	21.742	<i>122.2</i>	<i>39.964</i>	121.1	40.409	92.3	1:42.115																
8-	Out	104.4	41.457	120.7	42.088	91.0	3:19.931	16-	<i>21.688</i>	117.3	40.112	122.9	<i>40.307</i>	<i>92.9</i>	<b>1:42.107</b>																
<b>52</b>	<b>Adam BLACKLOCK</b>															<b>C</b>	<b>Repli-Cast UK</b>														
1-	Out	103.2	45.143	116.3	44.547	90.6	1:51.263	8-	23.156	108.4	42.260	118.8	42.682	89.4	1:48.098																
2-	22.788	108.4	42.155	119.6	42.794	<i>90.9</i>	1:47.737	9-	22.770	104.5	41.896	119.0	42.291	90.3	1:46.957																
3-	22.619	<i>117.7</i>	41.318	120.5	42.261	<i>90.9</i>	1:46.198	10-	22.594	112.2	41.546	119.6	41.683	88.6	1:45.823																
4-	22.442	115.3	41.782	<i>121.8</i>	42.328	90.5	1:46.552	11-	23.031	107.7	43.192	110.7	In		1:48.392 P																
5-	22.307	111.5	41.026	120.1	41.549	89.8	1:44.882	12-	Out	106.9	43.014	119.2	41.923	89.8	2:59.230																
6-	22.378	106.5	1:48.915	92.1	In		3:01.544 P	13-	22.308	110.7	41.667	121.1	41.509	90.5	1:45.484																
7-	Out	94.5	43.398	117.3	44.062	86.9	4:00.168	14-	<i>22.277</i>	112.8	<i>41.022</i>	<i>121.8</i>	<i>41.104</i>	<i>90.9</i>	<b>1:44.403</b>																
<b>53</b>	<b>Corey LEWIS</b>															<b>C</b>	<b>Corey Lewis Racing</b>														
1-	Out	103.6	45.272	112.0	44.450	88.6	1:51.211	9-	22.575	114.7	43.164	103.6	42.871	89.6	1:48.610																
2-	23.156	114.9	42.001	119.8	43.608	87.9	1:48.765	10-	22.937	113.2	41.867	116.7	In		1:50.456 P																
3-	22.965	115.3	41.517	118.6	42.444	89.8	1:46.926	11-	Out	106.9	44.599	113.6	43.503	88.5	3:41.503																
4-	23.009	115.7	41.815	117.9	42.258	89.8	1:47.082	12-	22.749	115.7	41.460	117.7	40.973	90.9	1:45.182																
5-	22.722	115.1	41.780	117.9	41.856	89.6	1:46.358	13-	<i>22.340</i>	113.6	41.359	117.5	41.033	<i>91.5</i>	1:44.732																
6-	22.592	115.9	41.803	<i>121.6</i>	42.067	90.5	1:46.462	14-	22.654	115.5	40.998	117.5	40.892	90.9	1:44.544																
7-	22.564	116.7	41.425	119.6	41.820	90.8	1:45.809	15-	22.384	<i>116.9</i>	40.926	117.5	<i>40.823</i>	90.6	1:44.133																
8-	22.692	114.7	41.351	117.3	41.396	90.9	1:45.439	16-	22.428	115.7	<i>40.605</i>	118.4	40.831	<i>91.5</i>	<b>1:43.864</b>																
<b>61</b>	<b>Paul JORDAN</b>															<b>C</b>	<b>KRP / Bradley Smith Racing</b>														
1-	Out	91.6	47.703	119.4	45.417	89.9	1:56.748	9-	21.843	<i>121.1</i>	40.607	122.9	40.953	91.5	1:43.403																
2-	22.739	109.3	42.456	<i>124.3</i>	43.076	90.8	1:48.271	10-	21.763	119.8	40.550	123.4	40.860	91.9	1:43.173																
3-	22.315	117.7	40.775	123.6	42.740	91.4	1:45.830	11-	21.663	120.3	40.208	123.6	41.090	91.2	1:42.961																
4-	22.530	96.8	44.062	105.4	42.886	91.0	1:49.478	12-	21.739	<i>121.1</i>	<i>40.154</i>	123.4	In		1:45.219 P																
5-	22.097	113.6	41.409	122.5	41.730	91.8	1:45.236	13-	Out	97.3	43.458	121.8	42.884	89.8	4:24.278																
6-	22.192	107.7	41.734	121.1	40.999	91.9	1:44.925	14-	21.996	118.8	40.574	122.0	40.709	91.0	1:43.279																
7-	21.939	116.3	41.612	122.0	42.082	91.2	1:45.633	15-	21.751	120.5	40.326	122.7	<i>40.566</i>	91.8	<b>1:42.643</b>																
8-	21.729	120.5	40.515	123.6	41.320	<i>92.3</i>	1:43.564	16-	<i>21.562</i>	119.4	40.328	121.8	41.123	88.9	1:43.013																
<b>66</b>	<b>Tom HAYWARD</b>															<b>C</b>	<b>KRP / Daniel Weston Racing</b>														
1-	Out	91.2	46.203	116.9	44.612	90.5	1:53.515	9-	22.477	110.9	41.136	120.1	41.056	90.8	1:44.669																
2-	23.528	102.3	43.139	120.7	43.247	90.3	1:49.914	10-	22.519	112.0	40.829	119.6	40.949	86.7	1:44.297																
3-	22.881	110.9	41.847	121.1	In		1:46.596 P	11-	22.373	117.7	40.611	120.5	40.616	91.7	1:43.600																
4-	Out	95.9	43.756	118.6	42.602	91.0	4:29.436	12-	<i>22.249</i>	110.6	<i>40.491</i>	121.4	41.663	89.4	1:44.403																
5-	22.911	109.7	42.023	120.1	41.263	90.9	1:46.197	13-	24.435	98.1	43.882	110.4	In		1:53.510 P																
6-	22.712	108.8	41.204	121.4	41.407	90.3	1:45.323	14-	Out	104.9	42.189	119.2	41.252	90.0	2:10.712																
7-	22.558	116.1	41.180	<i>122.2</i>	41.105	<i>92.1</i>	1:44.843	15-	22.343	114.9	40.621	120.5	<i>40.597</i>	90.9	<b>1:43.561</b>																
8-	22.343	113.0	40.674	121.8	41.219	90.8	1:44.236	16-	22.287	<i>119.2</i>	40.526	120.7	44.973	49.7	1:47.786																
<b>69</b>	<b>Joshua HARLAND</b>															<b>C</b>															
1-	Out	89.0	46.527	111.5	47.978	86.9	1:59.166	9-	Out	107.4	42.212	116.7	43.380	88.0	2:13.347																
2-	23.765	103.2	43.293	116.1	44.798	87.7	1:51.856	10-	23.005	102.9	41.389	<i>118.1</i>	42.725	88.3	1:47.119																

Donington Park GP  
Circuit Length = 2.5000 miles  
Start: 09:00 End: 09:32

Weather / Track : Sunny / Dry

# MCRCB BULLETIN TK010

## 2009 Relentless British 125GP Championship & ACU Academy Cup

### QUALIFYING 1 - SECTOR ANALYSIS

3-	23.621	99.4	42.903	114.9	44.209	87.2	1:50.733	11-	22.857	110.7	41.993	113.9	42.675	87.4	1:47.525
4-	23.423	99.4	42.666	116.5	43.670	87.9	1:49.759	12-	23.059	100.5	41.994	113.6	42.548	<b>88.8</b>	1:47.601
5-	23.331	105.0	42.755	116.5	43.386	88.0	1:49.472	13-	22.848	111.5	41.033	114.9	43.025	88.2	1:46.906
6-	23.524	103.1	42.952	115.1	43.159	88.2	1:49.635	14-	22.894	109.3	<b>40.874</b>	<b>118.7</b>	42.474	88.5	1:46.242
7-	23.120	102.6	42.318	112.6	43.370	86.9	1:48.808	15-	22.800	107.2	41.048	114.9	<b>42.125</b>	88.0	<b>1:45.973</b>
8-	23.547	99.3	42.810	111.5	In		1:51.718 P	16-	<b>22.702</b>	<b>114.5</b>	41.660	113.6	43.388	55.3	1:47.750
<b>71</b>	<b>Andy REID</b>														
	C Motrac Racing														
1-	Out	85.5	46.132	107.9	47.695	86.0	1:57.653	9-	23.558	103.2	44.731	110.9	In		1:53.954 P
2-	23.818	103.4	43.159	114.5	43.920	87.1	1:50.897	10-	Out	97.8	42.232	120.1	<b>42.154</b>	88.8	5:14.374
3-	23.004	109.7	41.880	115.9	42.644	88.5	1:47.528	11-	22.739	<b>119.0</b>	41.172	<b>120.9</b>	42.524	88.5	1:46.435
4-	23.217	107.0	42.504	115.5	42.756	87.6	1:48.477	12-	22.609	113.2	40.998	120.1	42.422	89.4	<b>1:46.029</b>
5-	23.376	110.9	41.616	116.7	42.399	<b>89.6</b>	1:47.391	13-	<b>22.605</b>	118.8	<b>40.962</b>	118.4	42.473	87.9	1:46.040
6-	22.771	111.5	42.283	117.1	42.400	88.6	1:47.454	14-	22.748	<b>119.0</b>	42.011	116.3	42.632	88.9	1:47.391
7-	23.002	111.3	41.389	117.3	42.848	87.2	1:47.239	15-	22.633	117.3	41.113	116.7	43.428	87.6	1:47.174
8-	23.068	115.5	41.544	116.5	42.664	87.2	1:47.276								
<b>72</b>	<b>Connor BEHAN</b>														
	SP125 / Express Forklifts														
1-	Out	97.8	45.772	115.3	43.542	88.3	3:14.029	8-	22.199	115.5	40.775	116.1	40.671	90.9	1:43.645
2-	23.196	113.4	42.762	115.7	42.332	89.1	1:48.290	9-	22.103	118.6	40.343	116.7	<b>40.404</b>	<b>91.4</b>	1:42.850
3-	22.690	117.7	41.487	116.9	42.326	89.5	1:46.503	10-	22.114	119.2	40.405	116.9	40.812	90.4	1:43.331
4-	22.839	116.1	41.440	116.3	41.275	90.4	1:45.554	11-	21.988	119.4	<b>40.203</b>	<b>117.3</b>	40.594	90.4	1:42.785
5-	22.247	108.6	41.508	116.5	41.120	90.3	1:44.875	12-	<b>21.822</b>	<b>121.6</b>	40.354	<b>117.3</b>	40.517	90.0	<b>1:42.693</b>
6-	22.234	117.9	41.002	117.1	40.768	90.3	1:44.004	13-	22.433	113.4	41.562	114.7	In		1:49.589 P
7-	22.127	116.7	40.978	116.3	40.986	89.9	1:44.091								
<b>77</b>	<b>Taylor MACKENZIE</b>														
	C MMCG Motorpoint														
1-	Out	92.6	44.751	119.8	45.154	89.4	1:52.899	10-	22.387	114.1	41.378	117.5	42.739	89.4	1:46.504
2-	22.850	110.2	42.354	<b>122.2</b>	43.257	88.8	1:48.461	11-	22.366	107.7	42.417	120.5	42.536	89.4	1:47.319
3-	22.724	113.9	41.685	120.7	42.760	89.8	1:47.169	12-	22.793	107.2	41.478	119.4	41.642	89.8	1:45.913
4-	22.885	112.0	42.485	103.4	43.078	88.9	1:48.448	13-	22.425	113.9	41.388	117.5	41.770	88.6	1:45.583
5-	22.569	108.6	41.523	120.1	42.487	89.5	1:46.579	14-	22.506	117.9	41.690	116.7	41.957	88.8	1:46.153
6-	22.784	111.8	41.612	119.8	41.719	89.4	1:46.115	15-	22.407	114.1	<b>40.903</b>	118.6	41.607	<b>90.0</b>	1:44.917
7-	23.162	109.7	41.367	121.4	41.872	89.8	1:46.401	16-	<b>22.326</b>	111.1	41.087	117.9	<b>41.483</b>	88.8	<b>1:44.896</b>
8-	22.596	111.3	41.506	120.1	41.750	<b>90.0</b>	1:45.852	17-	22.333	119.6	41.265	118.1	42.021	89.9	1:45.619
9-	22.467	<b>120.5</b>	41.359	118.1	41.621	<b>90.0</b>	1:45.447								
<b>86</b>	<b>Luke HARVEY</b>														
	RV Racing														
1-	Out	103.6	44.330	115.7	44.135	88.3	1:50.122	9-	23.170	106.2	43.004	117.3	43.002	87.9	1:49.176
2-	23.566	110.7	43.691	115.9	43.719	88.6	1:50.976	10-	23.141	110.4	42.417	117.5	42.997	87.8	1:48.555
3-	23.554	106.9	43.234	118.1	44.626	85.4	1:51.414	11-	23.099	<b>114.7</b>	42.372	117.5	43.025	89.3	1:48.496
4-	23.748	107.0	45.063	105.0	In		1:52.738 P	12-	23.130	111.8	42.152	119.2	<b>42.376</b>	88.5	<b>1:47.658</b>
5-	Out	93.7	46.228	115.5	44.252	88.4	5:40.249	13-	22.911	109.1	42.407	118.1	42.496	87.6	1:47.814
6-	23.373	110.4	42.771	117.5	43.439	88.3	1:49.583	14-	<b>22.893</b>	112.6	42.205	118.1	42.621	<b>90.1</b>	1:47.719
7-	23.158	110.4	43.065	117.5	42.867	87.8	1:49.090	15-	23.133	110.6	<b>42.048</b>	<b>119.4</b>	43.545	85.4	1:48.726
8-	23.142	106.5	42.680	117.5	42.609	88.4	1:48.431								
<b>87</b>	<b>Lee COSTELLO</b>														
	Vent-Axia / www.sp125racing.com														
1-	Out	94.4	45.689	113.9	45.611	87.8	2:43.057	9-	Out	99.3	42.190	117.1	42.113	88.6	4:22.255
2-	23.546	107.9	42.828	116.7	In		1:49.096 P	10-	22.422	116.9	40.676	119.2	41.083	88.8	1:44.181
3-	Out	106.9	41.819	118.8	42.177	88.9	2:45.749	11-	22.330	113.6	40.745	118.8	41.180	<b>89.6</b>	1:44.255
4-	22.785	116.3	41.525	118.4	41.899	89.0	1:46.209	12-	22.366	117.9	40.384	119.2	40.899	89.4	1:43.649
5-	22.887	111.7	41.384	118.4	41.878	88.8	1:46.149	13-	22.208	118.6	40.302	118.6	40.819	87.3	1:43.329
6-	22.557	113.0	41.285	117.5	41.299	89.1	1:45.141	14-	22.040	<b>122.5</b>	<b>40.093</b>	<b>119.8</b>	41.164	<b>89.6</b>	1:43.297
7-	22.521	113.6	40.708	117.9	41.270	89.4	1:44.499	15-	<b>21.996</b>	118.4	40.120	118.4	<b>40.498</b>	89.3	<b>1:42.614</b>
8-	22.765	108.1	42.120	114.7	In		1:45.696 P								
<b>91</b>	<b>Ian STANFORD</b>														
	Stanford Racing														
1-	Out	89.1	49.702	104.9	47.567	77.3	2:04.463	8-	<b>23.451</b>	112.6	<b>43.249</b>	115.9	42.462	88.4	<b>1:49.162</b>
2-	26.709	97.3	47.316	103.9	46.394	87.4	2:00.419	9-	23.461	112.8	44.822	<b>117.7</b>	42.342	88.6	1:50.625
3-	24.326	109.7	44.959	115.9	43.084	87.4	1:52.369	10-	23.806	102.0	45.710	108.8	In		1:55.294 P
4-	23.900	<b>113.6</b>	44.105	116.1	43.310	86.7	1:51.315	11-	Out	97.1	45.099	116.9	43.112	87.0	3:19.394
5-	23.728	103.7	44.427	116.1	43.066	88.0	1:51.221	12-	23.927	113.4	44.784	114.3	In		1:53.307 P
6-	23.788	113.4	43.759	115.9	42.377	<b>88.8</b>	1:49.924	13-	Out	110.9	43.668	116.9	In		2:45.379 P
7-	23.867	112.8	43.504	116.7	<b>42.276</b>	88.5	1:49.647								

Donington Park GP  
Circuit Length = 2.5000 miles  
Start: 09:00 End: 09:32

Weather / Track : Sunny / Dry

MCRCB BULLETIN TK010

2009 Relentless British 125GP Championship & ACU Academy Cup

QUALIFYING 1 - SECTOR ANALYSIS

96		Ryan SAXELBY		KRP / Bradley Smith Racing										
1-	Out 90.1	44.705	120.3	44.586	90.5	1:52.770	8-	22.659	111.1	41.168	123.1	41.186	89.4	1:45.013
2-	23.217 104.9	42.399	122.9	41.925	91.5	1:47.541	9-	22.343	114.3	41.372	122.0	<i>40.925</i>	<i>92.2</i>	1:44.640
3-	22.609 106.2	41.578	122.5	42.407	90.1	1:46.594	10-	22.354	112.2	41.549	120.9	41.130	90.1	1:45.033
4-	23.020 103.9	44.815	85.6	In		1:51.633 P	11-	22.390	113.0	41.047	122.2	41.175	91.3	<b>1:44.612</b>
5-	Out 105.5	42.111	120.7	41.694	89.4	4:33.206	12-	22.534	112.0	41.243	122.7	41.143	90.1	1:44.920
6-	22.729 108.4	41.675	121.1	41.569	89.6	1:45.973	13-	22.386	111.5	<i>40.614</i>	<i>123.4</i>	In		1:46.858 P
7-	22.811 108.1	41.374	121.1	41.427	90.0	1:45.612	14-	Out 109.1	41.140	120.9	41.065	88.9		2:57.669
99		Kasey WYATT		C Repli-Cast UK										
1-	Out 92.4	47.409	115.1	47.998	87.6	2:00.939	9-	<i>23.090</i>	<i>111.8</i>	42.204	116.3	44.136	89.1	1:49.430
2-	24.178 107.4	45.010	114.9	In		1:57.753 P	10-	23.127	107.0	<i>42.166</i>	116.9	43.509	88.4	<b>1:48.802</b>
3-	Out 105.7	43.461	117.7	44.096	88.2	2:51.618	11-	23.371	102.5	43.333	116.5	48.310	75.0	1:55.014
4-	23.391 106.9	43.276	115.9	44.823	88.4	1:51.490	12-	26.922	89.4	51.497	60.9	47.887	87.6	2:06.306
5-	24.023 92.9	44.236	116.1	44.989	88.4	1:53.248	13-	23.819	<i>111.8</i>	42.803	115.5	43.602	88.2	1:50.224
6-	23.592 109.5	43.329	116.3	43.735	88.5	1:50.656	14-	23.396	107.2	42.670	116.3	43.497	87.7	1:49.563
7-	23.624 108.8	42.707	115.9	43.751	89.3	1:50.082	15-	23.342	111.3	42.414	115.5	<i>43.391</i>	88.9	1:49.147
8-	24.632 109.8	42.237	<i>118.4</i>	43.545	<i>89.8</i>	1:50.414								



# MCRCB BULLETIN TK011

## 2009 Relentless British 125GP Championship & ACU Academy Cup

### QUALIFYING 1 - SPEED TRAPS

SECTOR 1				SECTOR 2			FINISH LINE		
POS	NO	NAME	MPH	NO	NAME	MPH	NO	NAME	MPH
1	46	Ross WALKER	123.4	50	Tim HASTINGS	125.0	6	Martin GLOSSOP	94.4
2	87	Lee COSTELLO	122.5	29	James LODGE	124.7	50	Tim HASTINGS	92.9
3	50	Tim HASTINGS	122.2	6	Martin GLOSSOP	124.5	29	James LODGE	92.5
4	8	Brian CLARK	121.6	61	Paul JORDAN	124.3	28	Jon VINCENT	92.3
5	72	Connor BEHAN	121.6	10	Peter SUTHERLAND	124.0	61	Paul JORDAN	92.3
6	61	Paul JORDAN	121.1	96	Ryan SAXELBY	123.4	96	Ryan SAXELBY	92.2
7	7	Deane BROWN	120.9	8	Brian CLARK	122.2	66	Tom HAYWARD	92.1
8	10	Peter SUTHERLAND	120.9	66	Tom HAYWARD	122.2	8	Brian CLARK	91.9
9	6	Martin GLOSSOP	120.7	77	Taylor MACKENZIE	122.2	10	Peter SUTHERLAND	91.9
10	77	Taylor MACKENZIE	120.5	27	Catherine GREEN	122.0	11	Tom WEEDEN	91.7
11	29	James LODGE	120.1	52	Adam BLACKLOCK	121.8	53	Corey LEWIS	91.5
12	16	Shaun HORSMAN	119.6	11	Tom WEEDEN	121.6	72	Connor BEHAN	91.4
13	66	Tom HAYWARD	119.2	53	Corey LEWIS	121.6	19	Michael HILL	91.2
14	12	Edward RENDELL	119.0	19	Michael HILL	121.1	27	Catherine GREEN	91.0
15	71	Andy REID	119.0	12	Edward RENDELL	120.9	52	Adam BLACKLOCK	90.9
16	11	Tom WEEDEN	118.6	71	Andy REID	120.9	16	Shaun HORSMAN	90.6
17	2	Robbie STEWART	118.4	16	Shaun HORSMAN	120.7	12	Edward RENDELL	90.4
18	28	Jon VINCENT	118.4	26	Nicole McALEER	120.5	17	John McPHEE	90.4
19	19	Michael HILL	117.9	2	Robbie STEWART	120.1	35	Elliot LODGE	90.3
20	52	Adam BLACKLOCK	117.7	87	Lee COSTELLO	119.8	86	Luke HARVEY	90.1
21	96	Ryan SAXELBY	117.1	7	Deane BROWN	119.4	13	Rob GUIVER	90.0
22	13	Rob GUIVER	116.9	86	Luke HARVEY	119.4	77	Taylor MACKENZIE	90.0
23	27	Catherine GREEN	116.9	46	Ross WALKER	119.0	2	Robbie STEWART	89.8
24	53	Corey LEWIS	116.9	13	Rob GUIVER	118.8	99	Kasey WYATT	89.8
25	24	Ben BARRETT	116.5	28	Jon VINCENT	118.8	71	Andy REID	89.6
26	86	Luke HARVEY	114.7	99	Kasey WYATT	118.4	87	Lee COSTELLO	89.6
27	26	Nicole McALEER	114.5	69	Joshua HARLAND	118.1	7	Deane BROWN	89.3
28	69	Joshua HARLAND	114.5	17	John McPHEE	117.9	22	Matthew PAULO	89.3
29	21	Tom STANFORD	113.9	72	Connor BEHAN	117.3	24	Ben BARRETT	89.1
30	91	Ian STANFORD	113.6	35	Elliot LODGE	117.1	41	Shaun WINFIELD	89.1
31	22	Matthew PAULO	113.2	91	Ian STANFORD	117.1	46	Ross WALKER	89.1
32	9	Niall CAMPBELL	112.8	22	Matthew PAULO	116.7	26	Nicole McALEER	88.8
33	41	Shaun WINFIELD	111.8	24	Ben BARRETT	116.5	69	Joshua HARLAND	88.8
34	99	Kasey WYATT	111.8	41	Shaun WINFIELD	116.5	91	Ian STANFORD	88.8
35	17	John McPHEE	110.0	9	Niall CAMPBELL	114.1	9	Niall CAMPBELL	87.3
36	35	Elliot LODGE	99.7	21	Tom STANFORD	113.7	21	Tom STANFORD	86.9
	5	Tomas DOUGHTY	89.1	5	Tomas DOUGHTY	105.5	5	Tomas DOUGHTY	78.9

# MCRCB BULLETIN TK012

## 2009 Relentless British 125GP Championship & ACU Academy Cup

### QUALIFYING 1 - BEST SECTOR TIMES

SECTOR 1			SECTOR 2			SECTOR 3			IDEAL / BEST COMPARISON						
POS	NO	NAME	TIME	NO	NAME	TIME	NO	NAME	TIME	POS	NO	NAME	IDEAL	BEST	DIFF
1	61	JORDAN	21.562	6	GLOSSOP	39.788	6	GLOSSOP	39.839	1	6	GLOSSOP	1:41.414	1:41.676	0.262
2	50	HASTINGS	21.688	8	CLARK	39.907	29	LODGE	40.042	2	29	LODGE	1:41.852	1:42.202	0.350
3	29	LODGE	21.781	50	HASTINGS	39.964	50	HASTINGS	40.307	3	50	HASTINGS	1:41.959	1:42.107	0.148
4	6	GLOSSOP	21.787	29	LODGE	40.029	72	BEHAN	40.404	4	61	JORDAN	1:42.282	1:42.643	0.361
5	72	BEHAN	21.822	10	SUTHERLAND	40.082	2	STEWART	40.464	5	72	BEHAN	1:42.429	1:42.693	0.264
6	10	SUTHERLAND	21.993	87	COSTELLO	40.093	87	COSTELLO	40.498	6	87	COSTELLO	1:42.587	1:42.614	0.027
7	87	COSTELLO	21.996	2	STEWART	40.149	61	JORDAN	40.566	7	8	CLARK	1:42.702	1:42.718	0.016
8	16	HORSMAN	22.162	61	JORDAN	40.154	8	CLARK	40.581	8	2	STEWART	1:42.874	1:42.970	0.096
9	8	CLARK	22.214	72	BEHAN	40.203	66	HAYWARD	40.597	9	66	HAYWARD	1:43.337	1:43.561	0.224
10	66	HAYWARD	22.249	16	HORSMAN	40.270	53	LEWIS	40.823	10	16	HORSMAN	1:43.421	1:43.797	0.376
11	13	GUIVER	22.258	66	HAYWARD	40.491	96	SAXELBY	40.925	11	10	SUTHERLAND	1:43.423	1:44.217	0.794
12	2	STEWART	22.261	53	LEWIS	40.605	13	GUIVER	40.926	12	53	LEWIS	1:43.768	1:43.864	0.096
13	52	BLACKLOCK	22.277	96	SAXELBY	40.614	16	HORSMAN	40.989	13	96	SAXELBY	1:43.826	1:44.612	0.786
14	96	SAXELBY	22.287	12	RENDELL	40.673	28	VINCENT	41.046	14	13	GUIVER	1:43.884	1:43.989	0.105
15	77	MACKENZIE	22.326	27	GREEN	40.689	7	BROWN	41.084	15	52	BLACKLOCK	1:44.403	1:44.403	0.000
16	53	LEWIS	22.340	13	GUIVER	40.700	52	BLACKLOCK	41.104	16	7	BROWN	1:44.409	1:44.708	0.299
17	12	RENDELL	22.354	46	WALKER	40.840	10	SUTHERLAND	41.348	17	12	RENDELL	1:44.574	1:44.841	0.267
18	19	HILL	22.381	69	HARLAND	40.874	19	HILL	41.392	18	27	GREEN	1:44.674	1:45.064	0.390
19	11	WEEDEN	22.433	7	BROWN	40.889	77	MACKENZIE	41.483	19	77	MACKENZIE	1:44.712	1:44.896	0.184
20	7	BROWN	22.436	77	MACKENZIE	40.903	11	WEEDEN	41.497	20	28	VINCENT	1:44.802	1:45.278	0.476
21	27	GREEN	22.460	71	REID	40.962	17	McPHEE	41.521	21	19	HILL	1:44.918	1:45.188	0.270
22	46	WALKER	22.516	52	BLACKLOCK	41.022	27	GREEN	41.525	22	11	WEEDEN	1:45.047	1:45.410	0.363
23	28	VINCENT	22.524	11	WEEDEN	41.117	12	RENDELL	41.547	23	46	WALKER	1:45.093	1:45.171	0.078
24	71	REID	22.605	22	PAULO	41.125	46	WALKER	41.737	24	69	HARLAND	1:45.701	1:45.973	0.272
25	22	PAULO	22.618	19	HILL	41.145	41	WINFIELD	41.832	25	71	REID	1:45.721	1:46.029	0.308
26	41	WINFIELD	22.683	28	VINCENT	41.232	22	PAULO	42.078	26	22	PAULO	1:45.821	1:46.044	0.223
27	69	HARLAND	22.702	41	WINFIELD	41.683	69	HARLAND	42.125	27	17	McPHEE	1:46.024	1:46.294	0.270
28	17	McPHEE	22.738	26	McALEER	41.730	71	REID	42.154	28	41	WINFIELD	1:46.198	1:46.439	0.241
29	86	HARVEY	22.893	17	McPHEE	41.765	91	STANFORD	42.276	29	86	HARVEY	1:47.317	1:47.658	0.341
30	26	McALEER	23.065	86	HARVEY	42.048	86	HARVEY	42.376	30	26	McALEER	1:47.685	1:48.108	0.423
31	99	WYATT	23.090	24	BARRETT	42.063	21	STANFORD	42.729	31	24	BARRETT	1:47.890	1:48.156	0.266
32	24	BARRETT	23.096	99	WYATT	42.166	24	BARRETT	42.731	32	21	STANFORD	1:48.498	1:48.899	0.401
33	35	LODGE	23.233	21	STANFORD	42.445	26	McALEER	42.890	33	99	WYATT	1:48.647	1:48.802	0.155
34	9	CAMPBELL	23.303	9	CAMPBELL	43.017	9	CAMPBELL	43.149	34	91	STANFORD	1:48.976	1:49.162	0.186
35	21	STANFORD	23.324	91	STANFORD	43.249	99	WYATT	43.391	35	9	CAMPBELL	1:49.469	1:49.902	0.433
36	91	STANFORD	23.451	35	LODGE	43.404	35	LODGE	44.449	36	35	LODGE	1:51.086	1:51.860	0.774
	5	DOUGHTY	25.827	5	DOUGHTY	47.897	5	DOUGHTY	51.263	37	5	DOUGHTY	2:04.987		
												<b>Perfect Lap</b>	<b>1:41.189</b>		

Donington Park GP  
Circuit Length = 2.5000 miles  
Start: 09:00 End: 09:32

Weather / Track : Sunny / Dry

www.tsl-timing.com

Printed - 09.34 Sunday, 24 May 2009

# MCRCB BULLETIN TK033

## 2009 Relentless British 125GP Championship & ACU Academy Cup

### QUALIFYING 2 - COMBINED CLASSIFICATION

POS	NO	CL	NAME	ENTRY	FIRST		SECOND		GAP	DIFF
					TIME	LAPS	TIME	LAPS		
1	6		<b>Martin GLOSSOP</b>	Seel Honda - KRP / Bradley Smith Racing	1:41.676	17	<b>1:41.334</b>	14		
2	50	C	<b>Tim HASTINGS</b>	Honda - KRP / Bradley Smith Racing	1:42.107	16	<b>1:41.573</b>	17	<b>0.239</b>	0.239
3	29		<b>James LODGE</b>	Honda - KRP / Earnshaws Motorcycles	1:42.202	14	<b>1:41.623</b>	15	<b>0.289</b>	0.050
4	72		<b>Connor BEHAN</b>	Honda - SP125 / Express Forklifts	1:42.693	13	<b>1:42.319</b>	15	<b>0.985</b>	0.696
5	66		<b>Tom HAYWARD</b>	Honda - KRP / Daniel Weston Racing	1:43.561	16	<b>1:42.545</b>	14	<b>1.211</b>	0.226
6	87		<b>Lee COSTELLO</b>	Honda - Vent-Axia / www.sp125racing.com	<b>1:42.614</b>	15	1:43.099	13	<b>1.280</b>	0.069
7	16		<b>Shaun HORSMAN</b>	Honda - Symtry I.T. North	1:43.797	15	<b>1:42.621</b>	16	<b>1.287</b>	0.007
8	61		<b>Paul JORDAN</b>	Honda - KRP / Bradley Smith Racing	<b>1:42.643</b>	16	1:42.682	13	<b>1.309</b>	0.022
9	8		<b>Brian CLARK</b>	Honda - Banks Racing/Express Racewear	<b>1:42.718</b>	17	1:43.256	16	<b>1.384</b>	0.075
10	53	C	<b>Corey LEWIS</b>	Honda - Corey Lewis Racing	1:43.864	16	<b>1:42.755</b>	13	<b>1.421</b>	0.037
11	2		<b>Robbie STEWART</b>	Honda - Repli-Cast UK	<b>1:42.970</b>	17	1:43.011	15	<b>1.636</b>	0.215
12	13		<b>Rob GUIVER</b>	Honda - SP125 / RG Racing	1:43.989	3	<b>1:43.151</b>	12	<b>1.817</b>	0.181
13	12		<b>Edward RENDELL</b>	Honda - Team Aztec GP	1:44.841	15	<b>1:43.223</b>	16	<b>1.889</b>	0.072
14	7	C	<b>Deane BROWN</b>	Honda - Colin Appleyard / Macadam Racing	1:44.708	14	<b>1:43.450</b>	14	<b>2.116</b>	0.227
15	52	C	<b>Adam BLACKLOCK</b>	Honda - Repli-Cast UK	1:44.403	14	<b>1:43.702</b>	13	<b>2.368</b>	0.252
16	27		<b>Catherine GREEN</b>	Honda - www.cgracing27.co.uk	1:45.064	16	<b>1:43.819</b>	17	<b>2.485</b>	0.117
17	46	C	<b>Ross WALKER</b>	Honda - Ross Walker Racing	1:45.171	11	<b>1:43.995</b>	16	<b>2.661</b>	0.176
18	10	C	<b>Peter SUTHERLAND</b>	Aprillia - Kinpac Racing	<b>1:44.217</b>	16	1:44.323	8	<b>2.883</b>	0.222
19	96		<b>Ryan SAXELBY</b>	Honda - KRP / Bradley Smith Racing	1:44.612	14	<b>1:44.227</b>	8	<b>2.893</b>	0.010
20	69	C	<b>Joshua HARLAND</b>	Honda -	1:45.973	16	<b>1:44.316</b>	14	<b>2.982</b>	0.089
21	19		<b>Michael HILL</b>	Honda - TABOO Motorsport	1:45.188	16	<b>1:44.535</b>	17	<b>3.201</b>	0.219
22	77	C	<b>Taylor MACKENZIE</b>	Honda - MMCG Motorpoint	1:44.896	17	<b>1:44.870</b>	14	<b>3.536</b>	0.335
23	28		<b>Jon VINCENT</b>	Honda - Molly / GRF Heavy Transport	<b>1:45.278</b>	14	1:45.503	11	<b>3.944</b>	0.408
24	17	C	<b>John McPHEE</b>	Honda - McPhee Racing	1:46.294	12	<b>1:45.346</b>	14	<b>4.012</b>	0.068
25	11	C	<b>Tom WEEDEN</b>	Honda - TABOO Motorsport Junior Team	1:45.410	17	<b>1:45.363</b>	15	<b>4.029</b>	0.017
26	22	C	<b>Matthew PAULO</b>	Honda - Paulo Racing	1:46.044	17	<b>1:45.662</b>	11	<b>4.328</b>	0.299
27	71	C	<b>Andy REID</b>	Honda - Motrac Racing	<b>1:46.029</b>	15	1:47.410	9	<b>4.695</b>	0.367
28	4		<b>Philip WAKEFIELD</b>	Honda - PWR / Sandbach Scrap Metal		0	<b>1:46.437</b>	15	<b>5.103</b>	0.408
29	41	C	<b>Shaun WINFIELD</b>	Honda - TAG Triumph	<b>1:46.439</b>	13		1	<b>5.105</b>	0.002
30	86		<b>Luke HARVEY</b>	Honda - RV Racing	1:47.658	15	<b>1:47.136</b>	12	<b>5.802</b>	0.697
31	26	C	<b>Nicole McALEER</b>	Honda - Megabikes.ie	<b>1:48.108</b>	11	1:49.651	12	<b>6.774</b>	0.972
32	24		<b>Ben BARRETT</b>	Honda - SP125Racing / Lowerdale Autos	<b>1:48.156</b>	8	1:48.926	11	<b>6.822</b>	0.048
33	91		<b>Ian STANFORD</b>	Honda - Stanford Racing	1:49.162	13	<b>1:48.172</b>	16	<b>6.838</b>	0.016
34	99	C	<b>Kasey WYATT</b>	Honda - Repli-Cast UK	<b>1:48.802</b>	15	1:48.949	16	<b>7.468</b>	0.630
35	21		<b>Tom STANFORD</b>	Honda - Stanford Racing	<b>1:48.899</b>	15	1:50.586	13	<b>7.565</b>	0.097
36	9	C	<b>Niall CAMPBELL</b>	Honda - Kinpac Racing	<b>1:49.902</b>	12		2	<b>8.568</b>	1.003
37	35	C	<b>Elliot LODGE</b>	Honda - Spike Racing	1:51.860	15	<b>1:50.201</b>	15	<b>8.867</b>	0.299
38	5	C	<b>Tomas DOUGHTY</b>	Honda - TopGear Racing		3	<b>1:51.042</b>	12	<b>9.708</b>	0.841

QUALIFICATION MAXIMA (110% of 1:41.334) = 1:51.467

Weather / Track : Sunny / Dry

These results are provisional until the conclusion of any judicial and technical matters.

Donington Park GP  
Circuit Length = 2.5000 miles  
Start: 13:10 End: 13:42

Race Director :	Stewards :	Timekeeper :

# MCRCB BULLETIN TK034

## 2009 Relentless British 125GP Championship & ACU Academy Cup QUALIFYING 2 - CLASSIFICATION

POS	NO	CL	NAME	ENTRY	TIME	ON	LAPS	GAP	DIFF	MPH
1	6		<b>Martin GLOSSOP</b>	Seel Honda - KRP / Bradley Smith Racing	<b>1:41.334</b>	14	14			88.81
2	50	C	<b>Tim HASTINGS</b>	Honda - KRP / Bradley Smith Racing	<b>1:41.573</b>	17	17	<b>0.239</b>	0.239	88.60
3	29		<b>James LODGE</b>	Honda - KRP / Earnshaws Motorcycles	<b>1:41.623</b>	12	15	<b>0.289</b>	0.050	88.56
4	72		<b>Connor BEHAN</b>	Honda - SP125 / Express Forklifts	<b>1:42.319</b>	11	15	<b>0.985</b>	0.696	87.96
5	66		<b>Tom HAYWARD</b>	Honda - KRP / Daniel Weston Racing	<b>1:42.545</b>	13	14	<b>1.211</b>	0.226	87.76
6	16		<b>Shaun HORSMAN</b>	Honda - Symtry I.T. North	<b>1:42.621</b>	13	16	<b>1.287</b>	0.076	87.70
7	61		<b>Paul JORDAN</b>	Honda - KRP / Bradley Smith Racing	<b>1:42.682</b>	12	13	<b>1.348</b>	0.061	87.65
8	53	C	<b>Corey LEWIS</b>	Honda - Corey Lewis Racing	<b>1:42.755</b>	11	13	<b>1.421</b>	0.073	87.58
9	2		<b>Robbie STEWART</b>	Honda - Repli-Cast UK	<b>1:43.011</b>	14	15	<b>1.677</b>	0.256	87.37
10	87		<b>Lee COSTELLO</b>	Honda - Vent-Axia / www.sp125racing.com	<b>1:43.099</b>	11	13	<b>1.765</b>	0.088	87.29
11	13		<b>Rob GUIVER</b>	Honda - SP125 / RG Racing	<b>1:43.151</b>	7	12	<b>1.817</b>	0.052	87.25
12	12		<b>Edward RENDELL</b>	Honda - Team Aztec GP	<b>1:43.223</b>	16	16	<b>1.889</b>	0.072	87.19
13	8		<b>Brian CLARK</b>	Honda - Banks Racing/Express Racewear	<b>1:43.256</b>	15	16	<b>1.922</b>	0.033	87.16
14	7	C	<b>Deane BROWN</b>	Honda - Colin Appleyard / Macadam Racing	<b>1:43.450</b>	13	14	<b>2.116</b>	0.194	86.99
15	52	C	<b>Adam BLACKLOCK</b>	Honda - Repli-Cast UK	<b>1:43.702</b>	10	13	<b>2.368</b>	0.252	86.78
16	27		<b>Catherine GREEN</b>	Honda - www.cgracing27.co.uk	<b>1:43.819</b>	17	17	<b>2.485</b>	0.117	86.69
17	46	C	<b>Ross WALKER</b>	Honda - Ross Walker Racing	<b>1:43.995</b>	13	16	<b>2.661</b>	0.176	86.54
18	96		<b>Ryan SAXELBY</b>	Honda - KRP / Bradley Smith Racing	<b>1:44.227</b>	4	8	<b>2.893</b>	0.232	86.35
19	69	C	<b>Joshua HARLAND</b>	Honda -	<b>1:44.316</b>	12	14	<b>2.982</b>	0.089	86.27
20	10	C	<b>Peter SUTHERLAND</b>	Aprillia - Kinpac Racing	<b>1:44.323</b>	5	8	<b>2.989</b>	0.007	86.27
21	19		<b>Michael HILL</b>	Honda - TABOO Motorsport	<b>1:44.535</b>	14	17	<b>3.201</b>	0.212	86.09
22	77	C	<b>Taylor MACKENZIE</b>	Honda - MMCG Motorpoint	<b>1:44.870</b>	14	14	<b>3.536</b>	0.335	85.82
23	17	C	<b>John McPHEE</b>	Honda - McPhee Racing	<b>1:45.346</b>	14	14	<b>4.012</b>	0.476	85.43
24	11	C	<b>Tom WEEDEN</b>	Honda - TABOO Motorsport Junior Team	<b>1:45.363</b>	12	15	<b>4.029</b>	0.017	85.41
25	28		<b>Jon VINCENT</b>	Honda - Molly / GRF Heavy Transport	<b>1:45.503</b>	11	11	<b>4.169</b>	0.140	85.30
26	22	C	<b>Matthew PAULO</b>	Honda - Paulo Racing	<b>1:45.662</b>	10	11	<b>4.328</b>	0.159	85.17
27	4		<b>Philip WAKEFIELD</b>	Honda - PWR / Sandbach Scrap Metal	<b>1:46.437</b>	13	15	<b>5.103</b>	0.775	84.55
28	86		<b>Luke HARVEY</b>	Honda - RV Racing	<b>1:47.136</b>	10	12	<b>5.802</b>	0.699	84.00
29	71	C	<b>Andy REID</b>	Honda - Motrac Racing	<b>1:47.410</b>	7	9	<b>6.076</b>	0.274	83.79
30	91		<b>Ian STANFORD</b>	Honda - Stanford Racing	<b>1:48.172</b>	16	16	<b>6.838</b>	0.762	83.20
31	24		<b>Ben BARRETT</b>	Honda - SP125Racing / Lowerdale Autos	<b>1:48.926</b>	10	11	<b>7.592</b>	0.754	82.62
32	99	C	<b>Kasey WYATT</b>	Honda - Repli-Cast UK	<b>1:48.949</b>	16	16	<b>7.615</b>	0.023	82.60
33	26	C	<b>Nicole McALEER</b>	Honda - Megabikes.ie	<b>1:49.651</b>	10	12	<b>8.317</b>	0.702	82.07
34	35	C	<b>Elliot LODGE</b>	Honda - Spike Racing	<b>1:50.201</b>	13	15	<b>8.867</b>	0.550	81.66
35	21		<b>Tom STANFORD</b>	Honda - Stanford Racing	<b>1:50.586</b>	4	13	<b>9.252</b>	0.385	81.38
36	5	C	<b>Tomas DOUGHTY</b>	Honda - TopGear Racing	<b>1:51.042</b>	6	12	<b>9.708</b>	0.456	81.05
37	9	C	<b>Niall CAMPBELL</b>	Honda - Kinpac Racing		0	2			
38	41	C	<b>Shaun WINFIELD</b>	Honda - TAG Triumph		0	1			

Weather / Track : Sunny / Dry

These results are provisional until the conclusion of any judicial and technical matters.

Donington Park GP  
Circuit Length = 2.5000 miles  
Start: 13:10 End: 13:42

Race Director :

Stewards :

Timekeeper :

# MRCRB BULLETIN TK035

## 2009 Relentless British 125GP Championship & ACU Academy Cup

### QUALIFYING 2 - SECTOR ANALYSIS

2		Robbie STEWART				Repli-Cast UK									
1-	Out 85.9	46.458	112.6	45.903	87.2	1:58.758	9-	23.483	111.5	42.518	114.3	41.261	88.9	1:47.262	
2-	23.485	109.1	43.774	119.0	42.463	88.4	1:49.722	10-	22.371	116.5	40.534	116.3	40.617	89.1	1:43.522
3-	23.142	110.4	43.985	116.3	42.042	87.7	1:49.169	11-	22.303	115.7	40.547	117.9	<b>40.514</b>	88.8	1:43.364
4-	22.485	<b>118.4</b>	44.032	106.5	In		1:49.032 P	12-	22.849	112.2	43.761	107.5	47.540	88.8	1:54.150
5-	Out 107.5	45.648	109.7	43.991	87.4	5:01.716		13-	22.390	117.9	40.700	119.8	41.248	88.4	1:44.338
6-	22.848	114.3	41.424	116.3	41.519	87.8	1:45.791	14-	<b>22.256</b>	116.9	<b>39.975</b>	<b>120.9</b>	40.780	<b>90.6</b>	<b>1:43.011</b>
7-	22.329	116.5	40.534	116.5	40.966	88.5	1:43.829	15-	22.489	116.3	41.662	117.1	In		1:47.349 P
8-	23.457	106.5	44.940	81.3	47.933	87.8	1:56.330								
4		Philip WAKEFIELD				PWR / Sandbach Scrap Metal									
1-	Out 82.1	48.636	111.3	45.198	86.3	2:00.344	9-	Out 94.0	44.985	111.3	42.947	85.4	5:39.183		
2-	24.662	97.3	44.676	112.0	45.452	86.9	1:54.790	10-	23.347	109.8	42.235	111.5	42.024	87.6	1:47.606
3-	23.980	102.9	43.147	113.4	42.724	86.0	1:49.851	11-	23.206	107.4	42.152	112.0	41.827	87.1	1:47.185
4-	23.611	110.7	42.590	112.4	42.489	86.6	1:48.690	12-	23.144	109.8	42.047	113.4	41.898	87.9	1:47.089
5-	23.424	110.9	42.287	113.0	42.322	86.9	1:48.033	13-	<b>22.896</b>	110.0	<b>41.724</b>	113.6	41.817	87.6	<b>1:46.437</b>
6-	23.245	<b>111.1</b>	42.022	<b>113.7</b>	42.084	86.9	1:47.351	14-	23.651	109.8	42.491	112.0	41.740	86.7	1:47.882
7-	23.303	<b>111.1</b>	42.222	112.6	42.100	86.6	1:47.625	15-	23.042	109.8	41.947	112.2	<b>41.699</b>	<b>88.3</b>	1:46.688
8-	23.708	100.6	43.406	107.2	In		1:51.022 P								
5		Tomas DOUGHTY				C TopGear Racing									
1-	Out 80.3	46.299	111.8	47.284	83.0	1:59.235	7-	28.274	58.9	1:04.515	62.7	In		2:32.382 P	
2-	24.982	94.1	45.460	113.2	44.880	83.4	1:55.322	8-	Out 96.0	45.272	108.8	43.994	84.6	3:57.817	
3-	24.053	105.2	44.175	112.6	46.041	78.7	1:54.269	9-	23.723	108.2	44.537	111.5	45.656	77.9	1:53.916
4-	25.919	94.5	44.889	113.2	In		1:54.787 P	10-	26.278	93.3	45.202	107.2	In	1:56.270 P	
5-	Out 98.0	<b>42.974</b>	<b>115.7</b>	44.106	<b>84.9</b>	3:15.522		11-	Out 89.1	45.155	110.7	44.524	77.9	3:22.267	
6-	<b>23.491</b>	<b>110.2</b>	43.129	110.6	44.422	84.6	<b>1:51.042</b>	12-	24.970	103.1	43.429	111.8	<b>43.528</b>	81.8	1:51.927
6		Martin GLOSSOP				KRP / Bradley Smith Racing									
1-	Out 92.7	44.281	119.0	43.814	91.3	1:50.756	8-	Out 107.2	41.308	121.8	40.763	92.3	5:00.515		
2-	22.449	109.8	42.086	<b>125.7</b>	42.214	93.1	1:46.749	9-	22.089	122.2	40.432	121.6	40.012	92.9	1:42.533
3-	22.495	112.2	40.418	<b>125.7</b>	40.669	93.5	1:43.582	10-	21.951	113.4	40.829	122.0	40.385	92.1	1:43.165
4-	22.027	<b>124.0</b>	40.112	124.0	40.252	93.3	1:42.391	11-	22.160	119.8	40.471	121.4	39.833	92.9	1:42.464
5-	21.732	123.1	40.294	123.8	40.401	93.3	1:42.427	12-	22.033	111.8	41.829	118.8	In	1:44.857 P	
6-	21.877	114.3	40.759	124.5	40.427	90.8	1:43.063	13-	Out 110.0	40.519	122.7	40.156	<b>94.5</b>	5:22.048	
7-	21.999	117.7	40.704	119.8	In		1:44.195 P	14-	<b>21.730</b>	119.2	<b>40.054</b>	122.9	<b>39.550</b>	92.9	<b>1:41.334</b>
7		Deane BROWN				C Colin Appleyard / Macadam Racing									
1-	Out 91.8	44.879	119.0	42.731	89.0	1:50.235	8-	24.033	100.5	46.634	92.8	43.505	89.5	1:54.172	
2-	22.944	114.7	41.610	<b>120.7</b>	41.620	88.8	1:46.174	9-	22.882	116.5	54.114	90.4	52.581	88.9	2:09.577
3-	22.944	106.2	41.628	117.5	44.694	76.0	1:49.266	10-	22.450	118.8	41.082	117.5	In	1:44.093 P	
4-	26.343	96.3	48.722	97.3	49.008	86.0	2:04.073	11-	Out 95.7	44.703	115.3	41.563	88.2	4:24.985	
5-	22.531	<b>122.7</b>	57.668	94.1	In		2:08.613 P	12-	22.480	117.9	40.644	118.6	40.916	<b>89.6</b>	1:44.040
6-	Out 103.6	42.201	117.3	41.562	88.2	3:22.061		13-	<b>22.185</b>	118.8	<b>40.503</b>	118.8	<b>40.762</b>	89.4	<b>1:43.450</b>
7-	22.397	120.3	41.076	119.4	41.738	89.0	1:45.211	14-	22.755	117.1	42.159	117.5	44.471	73.4	1:49.385
8		Brian CLARK				Banks Racing/Express Racewear									
1-	Out 89.8	47.905	106.2	44.545	90.5	1:57.680	9-	22.367	119.6	40.720	117.7	40.924	<b>91.7</b>	1:44.011	
2-	22.533	120.7	41.572	120.1	41.685	91.5	1:45.790	10-	22.386	113.7	40.673	115.5	In	1:45.786 P	
3-	22.306	120.3	40.367	<b>120.9</b>	41.440	91.3	1:44.113	11-	Out 74.2	44.424	117.3	41.422	90.9	3:33.165	
4-	22.112	117.9	40.787	119.4	41.627	89.4	1:44.526	12-	22.278	117.5	40.842	117.7	<b>40.745</b>	<b>91.7</b>	1:43.865
5-	22.408	<b>121.8</b>	40.094	120.5	41.323	91.3	1:43.825	13-	22.672	115.7	40.229	118.6	40.827	91.2	1:43.728
6-	<b>21.979</b>	121.6	40.233	117.7	41.859	<b>91.7</b>	1:44.071	14-	22.147	116.7	40.253	119.6	41.779	90.8	1:44.179
7-	22.288	113.6	40.640	118.6	41.320	91.5	1:44.248	15-	22.249	116.7	40.151	119.6	40.856	90.9	<b>1:43.256</b>
8-	22.381	118.6	41.428	112.2	41.591	90.6	1:45.400	16-	22.286	116.9	<b>40.043</b>	119.8	42.677	63.5	1:45.006
9		Niall CAMPBELL				C Kinpac Racing									
1-	Out 66.3	1:24.522	56.0	In		22:23.971 P	2-	Out <b>67.0</b>	<b>1:08.360</b>	<b>63.9</b>	In		5:34.877 P		
10		Peter SUTHERLAND				C Kinpac Racing									
1-	Out 100.2	44.299	106.5	43.450	90.9	16:11.270	5-	22.285	120.5	<b>40.482</b>	120.9	41.556	90.9	<b>1:44.323</b>	
2-	22.323	120.3	41.321	119.8	42.327	90.5	1:45.971	6-	<b>22.150</b>	<b>122.0</b>	40.631	121.1	41.595	90.8	1:44.376
3-	22.281	120.9	40.641	<b>121.6</b>	41.949	91.4	1:44.871	7-	22.165	120.5	41.303	120.5	<b>41.436</b>	91.7	1:44.904

Donington Park GP  
Circuit Length = 2.5000 miles  
Start: 13:10 End: 13:42

Weather / Track : Sunny / Dry

# MCRCB BULLETIN TK035

## 2009 Relentless British 125GP Championship & ACU Academy Cup

### QUALIFYING 2 - SECTOR ANALYSIS

4-	22.309	121.4	40.703	121.1	41.697	91.2	1:44.709	8-	22.330	111.3	40.963	121.4	41.437	<b>91.9</b>	1:44.730															
<b>11</b>	<b>Tom WEEDEN</b>															<b>C TABOO Motorsport Junior Team</b>														
1-	Out	105.4	43.331	117.7	42.561	90.1	1:47.284	9-	23.130	107.9	41.866	118.8	42.224	90.8	1:47.220															
2-	23.226	112.6	42.885	116.1	42.383	88.0	1:48.494	10-	22.903	114.7	42.082	117.5	42.032	<b>91.2</b>	1:47.017															
3-	22.888	112.4	41.678	120.1	41.955	90.6	1:46.521	11-	22.757	108.8	41.735	119.8	41.942	<b>91.2</b>	1:46.434															
4-	<b>22.421</b>	111.7	41.376	118.8	42.058	90.3	1:45.855	12-	22.553	117.5	41.436	119.4	<b>41.374</b>	90.8	<b>1:45.363</b>															
5-	22.461	118.1	41.903	117.9	42.232	90.1	1:46.596	13-	22.629	115.5	<b>41.154</b>	<b>120.5</b>	In		1:53.742 P															
6-	22.811	<b>120.7</b>	41.481	119.8	42.249	90.4	1:46.541	14-	Out	114.7	42.836	117.7	43.794	90.4	2:48.546															
7-	23.643	112.0	42.409	117.3	In		1:49.760 P	15-	22.777	114.3	41.894	118.6	41.697	90.9	1:46.368															
8-	Out	111.1	42.384	119.4	42.342	90.9	4:54.792																							
<b>12</b>	<b>Edward RENDELL</b>															<b>Team Aztec GP</b>														
1-	Out	85.9	44.173	<b>120.7</b>	44.717	89.8	1:52.802	9-	22.500	117.9	40.450	116.7	41.294	88.8	1:44.244															
2-	22.935	106.9	41.962	117.9	42.414	90.3	1:47.311	10-	22.335	118.4	40.655	117.1	41.398	90.3	1:44.388															
3-	22.771	113.4	41.600	119.4	42.083	89.9	1:46.454	11-	22.713	111.5	41.278	116.5	42.047	89.9	1:46.038															
4-	22.493	119.8	41.632	118.1	41.920	89.8	1:46.045	12-	22.399	117.5	40.941	116.5	41.727	89.9	1:45.067															
5-	22.472	117.1	40.679	117.5	41.723	89.5	1:44.874	13-	22.368	116.5	40.522	117.5	41.759	90.0	1:44.649															
6-	22.536	118.4	41.053	116.7	42.199	89.1	1:45.788	14-	22.464	115.5	40.552	118.8	40.863	90.5	1:43.879															
7-	22.480	116.5	41.143	116.3	In		1:42.927 P	15-	<b>22.134</b>	118.8	<b>40.290</b>	119.0	40.864	<b>91.4</b>	1:43.288															
8-	Out	111.3	41.568	116.3	42.719	90.6	4:52.862	16-	22.199	<b>120.5</b>	40.396	118.6	<b>40.628</b>	90.5	<b>1:43.223</b>															
<b>13</b>	<b>Rob GUIVER</b>															<b>SP125 / RG Racing</b>														
1-	Out	89.4	45.868	115.5	44.603	<b>89.8</b>	1:56.468	7-	22.122	<b>118.1</b>	<b>40.402</b>	117.3	40.627	89.0	<b>1:43.151</b>															
2-	22.558	105.7	41.426	<b>122.9</b>	In		1:44.131 P	8-	22.326	109.8	41.756	117.5	<b>40.495</b>	88.9	1:44.577															
3-	Out	114.3	41.115	117.3	41.424	88.5	2:27.418	9-	<b>21.943</b>	117.9	40.663	116.7	40.940	89.1	1:43.546															
4-	22.109	116.7	40.556	118.6	40.656	88.6	1:43.321	10-	22.111	116.9	40.423	116.1	40.704	89.1	1:43.238															
5-	22.125	117.1	40.634	119.2	40.599	88.9	1:43.358	11-	22.230	114.5	41.353	116.3	In		1:42.745 P															
6-	22.103	117.3	40.637	119.2	40.894	89.3	1:43.634	12-	Out	103.6	42.164	118.1	In		5:47.385 P															
<b>16</b>	<b>Shaun HORSMAN</b>															<b>Symitry I.T. North</b>														
1-	Out	94.3	46.176	111.5	46.607	82.4	1:56.957	9-	22.671	112.0	41.014	117.7	41.386	90.0	1:45.071															
2-	24.161	102.6	43.607	113.4	45.637	87.7	1:53.405	10-	22.161	120.3	40.361	121.8	41.776	90.6	1:44.298															
3-	23.005	113.0	41.829	119.6	44.906	89.9	1:49.740	11-	22.018	119.0	40.342	120.1	41.707	90.0	1:44.067															
4-	22.409	115.9	42.964	114.1	45.032	89.3	1:50.405	12-	22.096	<b>120.9</b>	40.264	120.5	41.018	90.9	1:43.378															
5-	22.648	110.0	40.959	120.1	41.661	90.3	1:45.268	13-	21.946	118.8	39.883	119.6	40.792	90.0	<b>1:42.621</b>															
6-	22.729	112.2	41.415	117.3	In		1:46.132 P	14-	<b>21.915</b>	119.2	<b>39.726</b>	<b>123.7</b>	41.078	90.5	1:42.719															
7-	Out	107.0	43.591	109.1	43.598	88.4	3:55.615	15-	23.156	100.2	45.468	110.4	44.717	89.3	1:53.341															
8-	22.701	120.3	40.653	119.2	43.049	89.4	1:46.403	16-	22.244	118.8	40.360	118.1	<b>40.578</b>	<b>91.2</b>	1:43.182															
<b>17</b>	<b>John McPHEE</b>															<b>C McPhee Racing</b>														
1-	Out	92.8	45.883	98.1	45.973	83.1	1:56.015	8-	22.655	108.9	59.938	86.0	45.654	84.8	2:08.247															
2-	24.080	106.5	43.371	115.9	43.062	<b>89.3</b>	1:50.513	9-	22.925	109.8	41.888	<b>116.7</b>	43.896	87.0	1:48.709															
3-	23.331	108.6	43.097	115.5	42.519	87.7	1:48.947	10-	23.325	109.7	42.807	114.5	42.498	87.8	1:48.630															
4-	22.957	109.3	43.340	113.7	42.242	87.0	1:48.539	11-	22.798	109.5	41.707	114.5	41.579	88.3	1:46.084															
5-	23.204	105.8	43.231	114.9	42.133	87.2	1:48.568	12-	22.615	109.3	41.688	115.5	41.926	87.3	1:46.229															
6-	23.141	105.4	44.252	112.8	43.221	88.4	1:50.614	13-	22.807	108.4	41.766	114.7	41.486	88.3	1:46.059															
7-	22.978	109.3	42.355	114.3	41.645	88.4	1:46.978	14-	22.651	109.7	<b>41.231</b>	114.7	<b>41.464</b>	88.2	<b>1:45.346</b>															
<b>19</b>	<b>Michael HILL</b>															<b>TABOO Motorsport</b>														
1-	Out	105.0	43.327	115.3	42.777	89.9	1:47.992	10-	22.758	113.7	45.616	107.5	43.613	89.6	1:51.987															
2-	22.921	114.7	42.551	117.1	42.331	88.9	1:47.803	11-	22.552	117.7	41.080	118.4	42.266	90.5	1:45.898															
3-	22.832	115.7	41.637	117.9	41.942	90.3	1:46.411	12-	22.469	116.3	41.257	117.5	<b>41.169</b>	90.8	1:44.895															
4-	22.610	117.9	41.475	118.4	41.624	89.1	1:45.709	13-	22.458	<b>118.4</b>	41.150	118.1	41.201	<b>91.0</b>	1:44.809															
5-	22.672	117.1	41.543	117.5	41.731	89.3	1:45.946	14-	22.363	117.3	<b>40.869</b>	118.4	41.303	90.4	<b>1:44.535</b>															
6-	22.690	110.6	41.601	<b>120.9</b>	48.127	89.1	1:52.418	15-	22.509	117.5	41.072	119.8	41.844	90.4	1:45.425															
7-	22.780	108.4	42.071	116.3	42.117	90.4	1:46.968	16-	<b>22.362</b>	114.5	41.222	119.2	41.660	90.0	1:45.244															
8-	22.614	116.3	41.356	118.6	41.822	89.3	1:45.792	17-	22.538	115.3	40.942	120.7	41.969	89.3	1:45.449															
9-	22.460	114.7	41.195	117.5	41.661	90.0	1:45.316																							
<b>21</b>	<b>Tom STANFORD</b>															<b>Stanford Racing</b>														
1-	Out	105.5	44.401	<b>116.3</b>	44.540	85.5	1:50.395	8-	Out	101.4	45.429	108.6	45.207	85.7	4:32.210															
2-	23.776	110.9	43.401	112.0	43.576	<b>87.0</b>	1:50.753	9-	23.778	111.8	43.402	109.3	44.133	84.6	1:51.313															
3-	23.613	113.0	<b>42.994</b>	113.0	44.248	86.0	1:50.855	10-	23.800	108.6	43.298	107.4	43.767	84.3	1:50.865															

Donington Park GP  
Circuit Length = 2.5000 miles  
Start: 13:10 End: 13:42

Weather / Track : Sunny / Dry

# MRCRB BULLETIN TK035

## 2009 Relentless British 125GP Championship & ACU Academy Cup

### QUALIFYING 2 - SECTOR ANALYSIS

4-	<i>23.560</i>	<i>113.4</i>	43.455	111.3	<i>43.571</i>	84.8	<b>1:50.586</b>	11-	23.909	109.3	43.549	108.4	44.510	81.5	1:51.968
5-	24.057	109.7	43.435	111.3	43.895	84.0	1:51.387	12-	23.987	110.0	43.511	109.7	44.251	77.4	1:51.749
6-	23.998	110.0	43.892	109.1	44.467	84.5	1:52.357	13-	24.646	107.5	44.603	108.1	In		1:58.746 P
7-	23.653	109.5	43.616	110.6	In		1:53.798 P								
<b>22</b>	<b>Matthew PAULO</b>				<b>C Paulo Racing</b>										
1-	Out	82.7	45.700	117.9	45.073	88.6	1:55.034	7-	22.913	107.9	42.614	115.9	42.624	86.7	1:48.151
2-	23.188	110.6	42.921	117.1	43.711	86.7	1:49.820	8-	22.884	112.0	42.791	114.5	42.521	87.2	1:48.196
3-	23.123	111.5	42.423	116.7	42.994	88.3	1:48.540	9-	22.898	113.4	41.786	112.2	42.655	88.4	1:47.339
4-	23.014	109.8	42.773	<i>118.6</i>	42.920	87.7	1:48.707	10-	<i>22.652</i>	<i>116.9</i>	<i>41.295</i>	115.1	<i>41.715</i>	<i>89.3</i>	<b>1:45.662</b>
5-	22.950	115.9	42.241	116.9	42.918	86.9	1:48.109	11-	22.773	113.4	42.925	110.6	In		1:52.134 P
6-	22.978	114.7	41.911	115.7	42.956	88.3	1:47.845								
<b>24</b>	<b>Ben BARRETT</b>				<b>SP125Racing / Lowerdale Autos</b>										
1-	Out	97.4	47.105	116.1	45.613	88.2	1:57.319	7-	Out	99.7	44.444	115.1	43.756	87.7	3:39.657
2-	24.167	100.6	43.927	<i>116.7</i>	44.432	<i>88.5</i>	1:52.526	8-	23.816	106.5	42.750	113.9	43.510	88.0	1:50.076
3-	23.733	109.8	42.954	115.7	43.850	88.0	1:50.537	9-	23.425	108.1	42.434	113.6	43.661	87.9	1:49.520
4-	23.621	110.4	42.697	114.7	44.181	87.9	1:50.499	10-	<i>23.287</i>	110.0	<i>42.385</i>	113.9	<i>43.254</i>	87.8	<b>1:48.926</b>
5-	23.466	111.7	42.806	115.3	43.637	87.6	1:49.909	11-	23.362	<i>113.0</i>	42.653	112.0	In		1:53.327 P
6-	23.628	112.6	42.949	113.7	In		1:51.903 P								
<b>26</b>	<b>Nicole McALEER</b>				<b>C Megabikes.ie</b>										
1-	Out	92.1	45.469	115.3	44.595	86.3	1:54.201	7-	23.750	100.9	43.680	115.1	44.009	85.7	1:51.439
2-	24.014	98.5	44.487	113.6	44.107	86.3	1:52.608	8-	23.546	<i>105.2</i>	43.108	113.0	44.815	85.0	1:51.469
3-	23.716	101.5	43.228	116.7	43.859	86.6	1:50.803	9-	23.804	102.1	43.230	116.1	43.518	<i>86.7</i>	1:50.552
4-	24.572	89.5	48.334	96.3	In		2:03.156 P	10-	<i>23.473</i>	104.5	42.917	116.5	<i>43.261</i>	86.5	<b>1:49.651</b>
5-	Out	96.0	43.452	<i>117.5</i>	44.222	83.4	2:53.194	11-	23.488	102.5	<i>42.483</i>	116.3	In		1:52.237 P
6-	24.109	104.4	42.961	116.3	44.161	86.3	1:51.231	12-	Out	96.1	43.442	116.3	43.778	84.7	7:49.497
<b>27</b>	<b>Catherine GREEN</b>				<b>www.cgracing27.co.uk</b>										
1-	Out	91.4	45.638	103.4	45.670	88.6	1:54.727	10-	22.691	115.5	41.228	119.4	42.164	90.0	1:46.083
2-	23.745	106.4	43.901	114.1	43.379	88.8	1:51.025	11-	22.480	112.2	41.647	118.6	41.971	89.9	1:46.098
3-	23.301	94.0	42.539	119.0	In		1:46.923 P	12-	22.385	116.9	40.873	120.3	41.713	89.9	1:44.971
4-	Out	105.4	42.724	117.7	43.768	89.3	2:48.449	13-	22.458	113.9	41.011	119.6	41.572	<i>91.3</i>	1:45.041
5-	22.982	112.6	42.299	117.9	42.976	87.8	1:48.257	14-	23.560	97.3	42.226	118.1	41.612	89.8	1:47.398
6-	23.127	115.3	42.204	118.6	42.526	89.4	1:47.857	15-	22.416	118.8	41.241	120.3	42.037	90.0	1:45.694
7-	22.748	112.0	41.231	119.4	42.219	89.5	1:46.198	16-	22.249	117.9	<i>40.395</i>	121.1	41.236	90.9	1:43.880
8-	22.634	117.5	41.713	120.1	42.309	89.5	1:46.656	17-	<i>22.083</i>	<i>121.6</i>	40.532	<i>121.8</i>	<i>41.204</i>	90.9	<b>1:43.819</b>
9-	22.884	106.0	42.022	118.1	42.123	89.9	1:47.029								
<b>28</b>	<b>Jon VINCENT</b>				<b>Molly / GRF Heavy Transport</b>										
1-	Out	92.7	45.223	115.5	In		1:52.647 P	7-	22.578	115.1	41.766	115.3	41.364	88.8	1:45.708
2-	Out	97.8	43.964	114.9	43.130	88.9	4:42.679	8-	23.651	101.7	44.924	113.6	In		1:47.905 P
3-	23.307	111.8	42.470	115.7	42.170	89.6	1:47.947	9-	Out	91.1	44.144	116.5	42.065	90.6	9:51.333
4-	23.037	111.7	42.020	116.7	41.562	90.6	1:46.619	10-	23.103	103.4	43.033	115.5	42.442	90.1	1:48.578
5-	22.484	114.9	41.921	<i>118.4</i>	42.530	<i>91.5</i>	1:46.935	11-	<i>22.420</i>	<i>115.9</i>	41.814	115.5	<i>41.269</i>	89.6	<b>1:45.503</b>
6-	22.765	115.7	<i>41.233</i>	<i>118.4</i>	41.731	89.5	1:45.729								
<b>29</b>	<b>James LODGE</b>				<b>KRP / Earnshaws Motorcycles</b>										
1-	Out	92.4	44.181	120.7	42.347	89.8	1:48.337	9-	22.021	118.4	40.195	120.3	40.508	90.9	1:42.724
2-	22.488	114.1	41.818	120.7	40.988	91.0	1:45.294	10-	22.078	116.9	40.009	121.1	42.235	89.0	1:44.322
3-	22.283	117.3	40.628	121.6	40.727	88.9	1:43.638	11-	22.136	117.3	40.390	120.9	40.189	91.4	1:42.715
4-	22.477	116.1	40.408	121.4	40.619	89.0	1:43.504	12-	21.813	<i>119.4</i>	<i>39.635</i>	<i>122.5</i>	40.175	<i>92.1</i>	<b>1:41.623</b>
5-	21.996	117.9	40.143	121.6	40.286	90.5	1:42.425	13-	22.227	114.1	40.394	122.2	41.697	91.8	1:44.318
6-	22.023	118.6	40.097	121.1	40.529	88.0	1:42.649	14-	<i>21.724</i>	119.2	40.314	122.2	40.205	91.2	1:42.243
7-	22.510	110.9	41.356	120.5	In		1:45.264 P	15-	22.197	114.7	39.883	122.2	<i>40.083</i>	91.5	1:42.163
8-	Out	106.0	41.618	119.4	41.241	90.3	5:53.602								
<b>35</b>	<b>Elliot LODGE</b>				<b>C Spike Racing</b>										
1-	Out	80.5	47.391	117.1	46.771	89.5	2:00.500	9-	23.474	100.2	43.478	116.3	44.139	87.3	1:51.091
2-	24.071	95.3	44.150	116.9	45.157	89.3	1:53.378	10-	23.323	100.0	43.261	116.5	43.934	89.8	1:50.518
3-	23.815	<i>100.9</i>	43.769	<i>118.1</i>	44.631	88.4	1:52.215	11-	23.330	100.3	43.342	115.7	44.183	89.9	1:50.855
4-	23.762	96.6	43.671	116.5	In		1:53.857 P	12-	23.363	97.5	43.455	117.5	43.708	88.4	1:50.526
5-	Out	92.2	45.370	99.1	48.541	89.0	3:51.938	13-	23.351	94.8	<i>43.059</i>	117.1	43.791	89.4	<b>1:50.201</b>

Donington Park GP  
Circuit Length = 2.5000 miles  
Start: 13:10 End: 13:42

Weather / Track : Sunny / Dry

MCRCB BULLETIN TK035

2009 Relentless British 125GP Championship & ACU Academy Cup

QUALIFYING 2 - SECTOR ANALYSIS

6-	23.966	90.4	44.240	115.5	44.247	87.9	1:52.453	14-	23.276	96.7	43.724	117.3	43.722	<i>90.9</i>	1:50.722
7-	23.630	96.0	43.679	115.7	44.379	89.5	1:51.688	15-	<i>23.174</i>	100.8	43.316	117.3	In		1:52.755 P
8-	23.530	100.0	43.834	115.3	<i>43.696</i>	89.5	1:51.060								
<b>41</b>	<b>Shaun WINFIELD</b> C TAG Triumph														
1-	Out	101.5	43.475	115.5	<i>43.049</i>	<i>88.6</i>	1:46.900								
<b>46</b>	<b>Ross WALKER</b> C Ross Walker Racing														
1-	Out	99.1	45.016	117.7	43.596	88.6	1:52.463	9-	22.730	115.1	40.918	114.7	41.576	87.9	1:45.224
2-	23.225	105.8	43.763	115.1	42.458	88.6	1:49.446	10-	24.313	108.9	43.592	89.1	In		1:51.816 P
3-	22.796	119.6	41.220	118.6	41.937	88.5	1:45.953	11-	Out	106.2	41.868	114.9	42.064	<i>89.3</i>	3:27.418
4-	22.564	119.2	41.062	117.3	41.880	88.3	1:45.506	12-	<i>22.380</i>	<i>119.8</i>	40.751	116.1	41.525	88.9	1:44.656
5-	22.731	116.5	40.795	116.5	41.718	88.5	1:45.244	13-	22.467	114.1	<i>40.544</i>	115.5	<i>40.984</i>	89.0	<b>1:43.995</b>
6-	22.785	116.9	41.099	116.1	41.532	87.1	1:45.416	14-	22.595	104.7	40.814	116.5	41.575	88.9	1:44.984
7-	22.672	117.7	40.988	115.9	42.037	89.0	1:45.697	15-	22.384	116.3	40.920	116.3	41.318	88.6	1:44.622
8-	23.017	<i>119.8</i>	41.069	<i>119.0</i>	41.302	87.2	1:45.388	16-	26.601	77.0	42.415	117.5	In		1:51.938 P
<b>50</b>	<b>Tim HASTINGS</b> C KRP / Bradley Smith Racing														
1-	Out	95.5	44.186	123.1	43.118	90.9	1:49.031	10-	21.653	120.3	39.783	123.4	40.400	91.7	1:41.836
2-	22.459	103.2	41.232	121.6	41.728	90.0	1:45.419	11-	<i>21.583</i>	<i>120.5</i>	40.136	120.7	40.348	91.7	1:42.067
3-	22.124	118.4	40.895	122.7	41.239	90.4	1:44.258	12-	21.713	118.4	40.845	115.5	40.878	91.4	1:43.436
4-	21.874	117.1	40.137	121.6	41.065	89.8	1:43.076	13-	22.552	112.4	40.633	119.8	42.247	91.5	1:45.432
5-	21.897	119.4	40.028	<i>123.8</i>	40.822	91.3	1:42.747	14-	21.854	115.3	40.043	121.1	<i>40.196</i>	91.7	1:42.093
6-	21.706	117.1	40.103	122.0	41.232	89.6	1:43.041	15-	21.676	117.5	41.815	113.6	42.240	<i>91.9</i>	1:45.731
7-	22.126	112.0	40.205	121.6	In		1:40.440 P	16-	21.744	119.4	<i>39.589</i>	122.7	40.249	91.3	1:41.582
8-	Out	103.2	41.791	114.7	43.961	88.6	3:28.897	17-	21.728	119.6	39.627	122.0	40.218	91.0	<b>1:41.573</b>
9-	22.000	118.6	39.912	122.7	40.588	91.4	1:42.500								
<b>52</b>	<b>Adam BLACKLOCK</b> C Repli-Cast UK														
1-	Out	105.5	43.178	120.3	42.061	<i>92.2</i>	1:46.913	8-	22.620	117.3	41.282	120.3	42.117	89.4	1:46.019
2-	22.410	110.7	41.873	119.2	42.434	91.7	1:46.717	9-	22.398	115.9	41.122	119.0	41.145	89.9	1:44.665
3-	22.641	110.6	41.480	119.4	41.242	90.0	1:45.363	10-	<i>22.156</i>	115.7	40.897	120.1	<i>40.649</i>	89.1	<b>1:43.702</b>
4-	22.184	115.1	40.816	<i>120.9</i>	41.139	90.0	1:44.139	11-	22.194	116.3	40.819	120.1	40.750	87.9	1:43.763
5-	22.176	<i>118.4</i>	40.911	120.3	41.127	88.5	1:44.214	12-	22.221	117.5	<i>40.675</i>	118.8	41.047	88.9	1:43.943
6-	22.919	109.3	43.681	99.4	In		1:52.870 P	13-	22.477	113.2	42.270	109.8	In		1:55.640 P
7-	Out	98.8	42.787	118.6	42.726	89.3	4:14.432								
<b>53</b>	<b>Corey LEWIS</b> C Corey Lewis Racing														
1-	Out	102.0	45.153	116.3	44.727	85.9	1:53.385	8-	22.414	115.5	41.270	116.1	In		1:46.746 P
2-	23.367	112.4	42.693	114.7	In		2:08.423 P	9-	Out	113.0	41.403	117.5	41.442	88.9	2:04.922
3-	Out	110.2	42.359	117.7	43.641	89.3	7:32.404	10-	22.758	113.6	41.847	106.4	41.659	88.8	1:46.264
4-	22.583	115.3	41.412	115.5	42.211	89.5	1:46.206	11-	<i>22.150</i>	<i>119.8</i>	<i>40.159</i>	<i>120.7</i>	<i>40.446</i>	<i>92.2</i>	<b>1:42.755</b>
5-	22.643	114.9	41.298	115.1	42.124	89.1	1:46.065	12-	23.385	102.5	43.060	113.2	42.203	90.5	1:48.648
6-	22.788	114.1	41.163	117.7	41.314	90.0	1:45.265	13-	22.300	114.9	40.877	115.9	41.006	91.7	1:44.183
7-	22.331	115.3	41.292	117.5	41.445	90.6	1:45.068								
<b>61</b>	<b>Paul JORDAN</b> KRP / Bradley Smith Racing														
1-	Out	100.6	45.167	122.9	43.037	83.2	1:50.710	8-	22.688	121.1	40.385	122.9	40.756	91.2	1:43.829
2-	23.876	103.1	45.174	105.2	In		1:52.246 P	9-	21.827	<i>121.4</i>	40.781	121.1	40.794	91.2	1:43.402
3-	Out	102.9	44.158	120.9	42.298	89.4	9:17.599	10-	21.835	120.3	<i>40.042</i>	<i>123.8</i>	40.869	<i>91.4</i>	1:42.746
4-	22.235	120.9	41.315	122.7	41.788	89.8	1:45.338	11-	<i>21.825</i>	<i>121.4</i>	40.348	122.0	40.967	90.5	1:43.140
5-	25.928	94.5	46.284	100.3	In		1:57.266 P	12-	21.877	119.8	40.286	122.7	<i>40.519</i>	91.0	<b>1:42.682</b>
6-	Out	103.2	42.266	120.9	41.836	90.4	2:06.129	13-	21.870	120.7	40.070	122.7	41.381	88.2	1:43.321
7-	21.877	121.1	41.508	120.3	44.419	85.0	1:47.804								
<b>66</b>	<b>Tom HAYWARD</b> KRP / Daniel Weston Racing														
1-	Out	94.9	45.228	119.0	45.893	90.0	1:54.590	8-	22.222	113.6	40.732	120.1	40.718	91.4	1:43.672
2-	23.615	101.7	42.723	121.1	42.938	88.4	1:49.276	9-	22.893	101.1	42.239	119.6	In		1:48.151 P
3-	22.915	109.7	42.508	119.8	42.017	89.6	1:47.440	10-	Out	102.9	41.857	121.4	41.293	91.0	3:01.448
4-	22.427	108.8	41.889	121.1	41.334	90.6	1:45.650	11-	22.162	112.2	40.582	120.1	41.498	91.9	1:44.242
5-	22.359	110.2	41.126	122.2	41.056	91.5	1:44.541	12-	22.022	116.3	40.357	120.9	<i>40.325</i>	<i>92.1</i>	1:42.704
6-	22.682	109.1	41.202	<i>122.7</i>	41.719	90.5	1:45.603	13-	<i>21.949</i>	114.5	<i>40.086</i>	120.9	40.510	91.5	<b>1:42.545</b>
7-	22.229	111.8	40.975	119.6	40.806	90.1	1:44.010	14-	21.985	<i>117.9</i>	40.385	120.7	In		1:41.122 P

Donington Park GP  
Circuit Length = 2.5000 miles  
Start: 13:10 End: 13:42

Weather / Track : Sunny / Dry



# MCRCB BULLETIN TK035

## 2009 Relentless British 125GP Championship & ACU Academy Cup

### QUALIFYING 2 - SECTOR ANALYSIS

<b>69</b>	<b>Joshua HARLAND</b>					<b>C</b>									
1-	Out	90.1	46.457	104.4	In	1:54.954	<b>P</b>	8-	23.385	105.4	42.575	114.9	43.818	88.2	1:49.778
2-	Out	104.5	42.416	<b>119.0</b>	43.863	87.2	2:04.480	9-	22.879	110.9	42.179	115.1	42.065	88.8	1:47.123
3-	23.243	109.1	41.633	116.7	42.646	88.0	1:47.522	10-	22.525	111.3	40.868	116.7	41.535	<b>89.7</b>	1:44.928
4-	23.708	101.8	41.839	116.7	42.514	87.6	1:48.061	11-	23.033	101.8	41.119	115.9	41.477	88.3	1:45.629
5-	23.039	110.0	41.250	117.3	41.948	88.5	1:46.237	12-	<b>22.241</b>	<b>115.9</b>	<b>40.623</b>	117.5	<b>41.452</b>	89.0	<b>1:44.316</b>
6-	22.758	109.3	41.782	114.7	In	1:46.391	<b>P</b>	13-	22.499	111.5	40.851	116.7	42.560	86.2	1:45.910
7-	Out	102.6	42.638	115.3	43.228	85.3	6:05.317	14-	22.680	114.1	41.144	114.5	42.317	88.5	1:46.141
<b>71</b>	<b>Andy REID</b>					<b>C Motrac Racing</b>									
1-	Out	93.5	44.955	116.7	43.581	<b>88.5</b>	1:53.005	6-	22.995	112.6	41.971	114.3	43.425	88.3	1:48.391
2-	23.113	116.1	42.732	117.9	42.832	87.1	1:48.677	7-	<b>22.854</b>	<b>116.5</b>	41.809	115.3	<b>42.747</b>	87.6	<b>1:47.410</b>
3-	23.157	106.5	<b>41.627</b>	<b>118.8</b>	43.304	87.1	1:48.088	8-	23.009	110.9	42.493	114.5	42.889	85.5	1:48.391
4-	23.119	111.5	41.890	116.5	42.866	87.7	1:47.875	9-	25.029	97.1	44.678	110.0	In		2:03.999 <b>P</b>
5-	23.126	114.1	42.663	115.5	42.962	87.8	1:48.751								
<b>72</b>	<b>Connor BEHAN</b>					<b>SP125 / Express Forklifts</b>									
1-	Out	100.6	44.091	117.7	43.190	88.5	1:51.667	9-	22.379	115.5	40.909	113.9	In		1:44.100 <b>P</b>
2-	22.863	118.4	40.914	115.5	42.002	89.0	1:45.779	10-	Out	109.5	42.834	110.6	42.152	90.0	7:01.767
3-	22.564	116.7	40.830	115.1	40.885	89.0	1:44.279	11-	22.231	117.7	40.169	116.1	<b>39.919</b>	90.5	<b>1:42.319</b>
4-	22.703	115.5	40.590	115.5	40.965	88.9	1:44.258	12-	<b>21.861</b>	118.4	<b>40.066</b>	117.7	41.365	<b>91.5</b>	1:43.292
5-	22.361	119.0	40.494	115.7	41.634	88.3	1:44.489	13-	22.277	116.7	40.071	115.9	40.233	90.5	1:42.581
6-	22.210	115.3	40.620	115.5	40.799	88.8	1:43.629	14-	22.104	117.7	40.226	<b>119.2</b>	40.525	90.1	1:42.855
7-	22.127	<b>122.2</b>	40.600	118.8	40.707	88.9	1:43.434	15-	22.317	117.7	40.656	114.9	40.842	90.8	1:43.815
8-	22.375	115.9	40.223	114.9	40.683	88.9	1:43.281								
<b>77</b>	<b>Taylor MACKENZIE</b>					<b>C MMCG Motorpoint</b>									
1-	Out	99.1	43.678	<b>119.4</b>	43.149	73.2	1:48.449	8-	22.537	<b>118.4</b>	42.174	115.7	41.816	88.9	1:46.527
2-	31.396	66.1	56.061	75.2	In		2:15.324 <b>P</b>	9-	22.600	108.1	41.611	116.1	42.162	86.7	1:46.373
3-	Out	104.5	43.280	116.7	42.990	87.8	7:05.203	10-	22.577	117.3	41.521	115.5	41.882	88.0	1:45.980
4-	23.197	106.0	42.665	116.3	43.361	88.3	1:49.223	11-	22.503	116.3	<b>41.058</b>	116.5	41.414	88.6	1:44.975
5-	22.940	110.9	42.114	116.3	42.306	88.9	1:47.360	12-	<b>22.308</b>	116.7	41.289	116.5	<b>41.277</b>	88.3	1:44.874
6-	22.788	113.4	42.289	115.9	41.936	<b>89.5</b>	1:47.013	13-	22.398	116.7	41.247	116.7	41.329	88.3	1:44.974
7-	22.940	108.2	42.262	114.7	42.332	88.0	1:47.534	14-	22.406	117.5	41.128	116.7	41.336	88.6	<b>1:44.870</b>
<b>86</b>	<b>Luke HARVEY</b>					<b>RV Racing</b>									
1-	Out	91.2	47.067	111.3	47.630	86.6	1:57.458	7-	23.011	108.2	42.470	118.6	42.606	87.9	1:48.087
2-	24.554	96.3	44.586	115.7	44.109	88.0	1:53.249	8-	22.940	108.9	42.434	118.4	<b>42.154</b>	87.7	1:47.528
3-	24.509	86.6	44.915	117.5	43.297	88.9	1:52.721	9-	23.084	110.0	43.088	117.7	42.278	88.4	1:48.450
4-	23.083	109.3	43.624	117.9	43.699	88.2	1:50.406	10-	<b>22.912</b>	<b>113.0</b>	<b>41.816</b>	117.3	42.408	88.5	<b>1:47.136</b>
5-	23.150	109.8	42.667	119.2	43.066	<b>89.0</b>	1:48.883	11-	25.355	85.5	48.719	106.4	In		1:59.801 <b>P</b>
6-	23.574	100.3	42.654	<b>120.1</b>	42.494	88.6	1:48.722	12-	Out	97.4	45.628	116.1	42.939	<b>89.0</b>	4:56.962
<b>87</b>	<b>Lee COSTELLO</b>					<b>Vent-Axia / www.sp125racing.com</b>									
1-	22.848	116.5	41.911	118.4	42.099	88.8	1:46.858	8-	Out	106.4	42.547	114.7	41.349	89.4	7:11.211
2-	22.858	116.5	41.010	116.1	42.489	88.5	1:46.357	9-	22.400	115.1	40.704	116.7	40.889	<b>89.8</b>	1:43.993
3-	22.521	114.7	40.928	117.3	41.438	89.1	1:44.887	10-	22.765	107.7	41.143	116.5	40.748	89.5	1:44.656
4-	22.189	<b>118.8</b>	40.709	118.6	41.187	89.1	1:44.085	11-	<b>22.176</b>	116.3	40.425	117.7	40.498	89.4	<b>1:43.099</b>
5-	22.426	118.6	40.541	<b>120.1</b>	41.697	88.4	1:44.664	12-	22.205	116.1	<b>40.359</b>	117.1	41.995	89.3	1:44.559
6-	22.499	116.3	41.326	114.7	41.139	88.8	1:44.964	13-	22.443	115.7	40.388	118.4	<b>40.366</b>	89.5	1:43.197
7-	22.423	114.7	42.068	113.7	In		1:44.713 <b>P</b>								
<b>91</b>	<b>Ian STANFORD</b>					<b>Stanford Racing</b>									
1-	Out	100.8	45.359	116.3	43.259	88.4	1:53.010	9-	23.588	106.5	43.724	115.1	In		1:53.024 <b>P</b>
2-	23.584	116.7	44.266	116.9	43.792	<b>89.6</b>	1:51.642	10-	Out	105.8	43.502	116.3	42.728	88.0	4:08.426
3-	23.340	<b>117.1</b>	44.469	117.9	42.656	88.3	1:50.465	11-	24.271	110.4	42.722	116.3	42.192	88.5	1:49.185
4-	23.523	110.7	43.499	117.7	42.720	87.9	1:49.742	12-	23.586	112.8	42.695	115.9	42.262	87.7	1:48.543
5-	23.599	110.6	43.924	<b>118.4</b>	42.351	88.2	1:49.874	13-	23.477	111.3	<b>42.692</b>	116.5	42.199	88.4	1:48.368
6-	<b>23.299</b>	113.9	43.685	115.5	43.038	87.1	1:50.022	14-	23.937	111.1	43.342	117.9	44.857	84.9	1:52.136
7-	23.473	115.7	43.165	116.1	42.337	87.8	1:48.975	15-	23.528	112.4	43.325	116.3	43.530	88.3	1:50.383
8-	23.562	113.6	43.579	116.7	42.639	88.0	1:49.780	16-	23.366	111.5	42.715	116.5	<b>42.091</b>	<b>89.6</b>	<b>1:48.172</b>

Donington Park GP  
Circuit Length = 2.5000 miles  
Start: 13:10 End: 13:42

Weather / Track : Sunny / Dry

# MCRCB BULLETIN TK035

## 2009 Relentless British 125GP Championship & ACU Academy Cup

### QUALIFYING 2 - SECTOR ANALYSIS

96		Ryan SAXELBY				KRP / Bradley Smith Racing								
1 -	Out 92.9	44.099	121.4	42.724	<del>92.7</del>	1:49.674	5 -	22.331	107.0	41.114	122.0	41.469	91.2	1:44.914
2 -	23.065 107.2	41.962	<del>123.8</del>	42.756	91.0	1:47.783	6 -	22.381	110.9	41.954	121.6	41.455	87.8	1:45.790
3 -	22.328 112.4	40.958	<del>123.8</del>	41.702	91.4	1:44.988	7 -	22.796	111.5	41.871	120.1	41.548	90.3	1:46.215
4 -	<del>22.252</del> <del>114.7</del>	<del>40.946</del>	122.9	<del>41.029</del>	90.1	<del>1:44.227</del>	8 -	22.533	113.2	41.402	119.6	In		1:47.265 P
99		Kasey WYATT				C Repli-Cast UK								
1 -	Out 98.4	45.145	109.5	45.546	88.5	1:54.671	9 -	23.368	108.4	42.919	113.6	43.516	87.7	1:49.803
2 -	23.553 102.3	44.413	117.1	43.989	87.2	1:51.955	10 -	23.304	110.4	<del>42.577</del>	114.9	43.603	86.9	1:49.478
3 -	23.388 109.7	43.623	117.1	43.634	88.0	1:50.645	11 -	23.357	106.7	42.818	113.9	43.401	88.2	1:49.576
4 -	23.377 107.4	43.065	116.7	43.874	87.6	1:50.316	12 -	23.404	107.7	42.883	114.5	43.765	87.0	1:50.052
5 -	23.697 106.9	43.402	117.5	43.824	87.3	1:50.923	13 -	23.521	110.4	43.890	101.7	In		1:52.652 P
6 -	23.415 106.9	42.600	<del>117.7</del>	43.811	<del>88.8</del>	1:49.826	14 -	Out 97.3	45.242	111.5		46.255	87.4	2:52.070
7 -	<del>23.251</del> 109.7	43.227	115.5	43.882	88.4	1:50.360	15 -	23.359	<del>117.1</del>	42.761	116.1	43.152	88.4	1:49.272
8 -	23.938 105.8	43.174	116.3	43.774	87.3	1:50.886	16 -	23.410	106.2	42.694	115.3	<del>42.845</del>	87.7	<del>1:48.949</del>

# MCRCB BULLETIN TK036

## 2009 Relentless British 125GP Championship & ACU Academy Cup

### QUALIFYING 2 - SPEED TRAPS

SECTOR 1				SECTOR 2			FINISH LINE		
POS	NO	NAME	MPH	NO	NAME	MPH	NO	NAME	MPH
1	6	Martin GLOSSOP	124.0	6	Martin GLOSSOP	125.7	6	Martin GLOSSOP	94.5
2	7	Deane BROWN	122.7	50	Tim HASTINGS	123.8	52	Adam BLACKLOCK	92.2
3	72	Connor BEHAN	122.2	61	Paul JORDAN	123.8	53	Corey LEWIS	92.2
4	10	Peter SUTHERLAND	122.0	96	Ryan SAXELBY	123.8	29	James LODGE	92.1
5	8	Brian CLARK	121.8	16	Shaun HORSMAN	123.1	66	Tom HAYWARD	92.1
6	27	Catherine GREEN	121.6	13	Rob GUIVER	122.9	96	Ryan SAXELBY	92.1
7	61	Paul JORDAN	121.4	66	Tom HAYWARD	122.7	10	Peter SUTHERLAND	91.9
8	16	Shaun HORSMAN	120.9	29	James LODGE	122.5	50	Tim HASTINGS	91.9
9	12	Edward RENDELL	120.5	27	Catherine GREEN	121.8	8	Brian CLARK	91.7
10	50	Tim HASTINGS	120.5	10	Peter SUTHERLAND	121.6	28	Jon VINCENT	91.5
11	11	Tom WEEDEN	120.1	2	Robbie STEWART	120.9	72	Connor BEHAN	91.5
12	46	Ross WALKER	119.8	8	Brian CLARK	120.9	12	Edward RENDELL	91.4
13	53	Corey LEWIS	119.8	19	Michael HILL	120.9	61	Paul JORDAN	91.4
14	29	James LODGE	119.4	52	Adam BLACKLOCK	120.9	27	Catherine GREEN	91.3
15	87	Lee COSTELLO	118.8	7	Deane BROWN	120.7	11	Tom WEEDEN	91.2
16	2	Robbie STEWART	118.4	53	Corey LEWIS	120.7	16	Shaun HORSMAN	91.2
17	19	Michael HILL	118.4	11	Tom WEEDEN	120.5	19	Michael HILL	91.0
18	52	Adam BLACKLOCK	118.4	12	Edward RENDELL	120.1	35	Elliot LODGE	90.9
19	77	Taylor MACKENZIE	118.4	86	Luke HARVEY	120.1	2	Robbie STEWART	90.6
20	13	Rob GUIVER	118.1	87	Lee COSTELLO	120.1	13	Rob GUIVER	89.8
21	66	Tom HAYWARD	117.9	77	Taylor MACKENZIE	119.4	87	Lee COSTELLO	89.8
22	91	Ian STANFORD	117.1	72	Connor BEHAN	119.2	7	Deane BROWN	89.6
23	22	Matthew PAULO	116.9	46	Ross WALKER	119.0	91	Ian STANFORD	89.6
24	71	Andy REID	116.5	69	Joshua HARLAND	119.0	77	Taylor MACKENZIE	89.5
25	28	Jon VINCENT	115.9	71	Andy REID	118.8	17	John McPHEE	89.3
26	69	Joshua HARLAND	115.9	22	Matthew PAULO	118.6	22	Matthew PAULO	89.3
27	96	Ryan SAXELBY	114.7	28	Jon VINCENT	118.4	46	Ross WALKER	89.3
28	21	Tom STANFORD	113.4	91	Ian STANFORD	118.4	69	Joshua HARLAND	89.1
29	24	Ben BARRETT	113.0	35	Elliot LODGE	118.1	86	Luke HARVEY	89.0
30	86	Luke HARVEY	113.0	41	Shaun WINFIELD	117.7	99	Kasey WYATT	88.8
31	4	Philip WAKEFIELD	111.1	99	Kasey WYATT	117.7	41	Shaun WINFIELD	88.6
32	99	Kasey WYATT	111.1	26	Nicole McALEER	117.5	24	Ben BARRETT	88.5
33	17	John McPHEE	110.7	24	Ben BARRETT	116.7	71	Andy REID	88.5
34	5	Tomas DOUGHTY	110.2	21	Tom STANFORD	116.3	4	Philip WAKEFIELD	88.3
35	41	Shaun WINFIELD	106.9	17	John McPHEE	116.1	21	Tom STANFORD	87.0
36	26	Nicole McALEER	105.2	5	Tomas DOUGHTY	115.1	26	Nicole McALEER	86.7
37	35	Elliot LODGE	100.9	4	Philip WAKEFIELD	113.7	5	Tomas DOUGHTY	84.9
38	9	Niall CAMPBELL	67.0	9	Niall CAMPBELL	63.9			

Weather / Track : Sunny / Dry

www.tsl-timing.com

Donington Park GP  
Circuit Length = 2.5000 miles  
Start: 13:10 End: 13:42

Printed - 13.44 Sunday, 24 May 2009

# MCRCB BULLETIN TK037

## 2009 Relentless British 125GP Championship & ACU Academy Cup

### QUALIFYING 2 - BEST SECTOR TIMES

SECTOR 1			SECTOR 2			SECTOR 3			IDEAL / BEST COMPARISON							
POS	NO	NAME	TIME	NO	NAME	TIME	NO	NAME	TIME	POS	NO	NAME	IDEAL	BEST	DIFF	
1	50	HASTINGS	21.583	50	HASTINGS	39.589	6	GLOSSOP	39.550	1	6	GLOSSOP	1:41.334	1:41.334	0.000	
2	29	LODGE	21.724	29	LODGE	39.635	72	BEHAN	39.919	2	50	HASTINGS	1:41.368	1:41.573	0.205	
3	6	GLOSSOP	21.730	16	HORSMAN	39.726	29	LODGE	40.083	3	29	LODGE	1:41.442	1:41.623	0.181	
4	61	JORDAN	21.825	2	STEWART	39.975	50	HASTINGS	40.196	4	72	BEHAN	1:41.846	1:42.319	0.473	
5	72	BEHAN	21.861	61	JORDAN	40.042	66	HAYWARD	40.325	5	16	HORSMAN	1:42.219	1:42.621	0.402	
6	16	HORSMAN	21.915	8	CLARK	40.043	87	COSTELLO	40.366	6	66	HAYWARD	1:42.360	1:42.545	0.185	
7	13	GUIVER	21.943	6	GLOSSOP	40.054	53	LEWIS	40.446	7	61	JORDAN	1:42.386	1:42.682	0.296	
8	66	HAYWARD	21.949	72	BEHAN	40.066	13	GUIVER	40.495	8	2	STEWART	1:42.745	1:43.011	0.266	
9	8	CLARK	21.979	66	HAYWARD	40.086	2	STEWART	40.514	9	53	LEWIS	1:42.755	1:42.755	0.000	
10	27	GREEN	22.083	53	LEWIS	40.159	61	JORDAN	40.519	10	8	CLARK	1:42.767	1:43.256	0.489	
11	12	RENDELL	22.134	12	RENDELL	40.290	16	HORSMAN	40.578	11	13	GUIVER	1:42.840	1:43.151	0.311	
12	10	SUTHERLAND	22.150	87	COSTELLO	40.359	12	RENDELL	40.628	12	87	COSTELLO	1:42.901	1:43.099	0.198	
13	53	LEWIS	22.150	27	GREEN	40.395	52	BLACKLOCK	40.649	13	12	RENDELL	1:43.052	1:43.223	0.171	
14	52	BLACKLOCK	22.156	13	GUIVER	40.402	8	CLARK	40.745	14	7	BROWN	1:43.450	1:43.450	0.000	
15	87	COSTELLO	22.176	10	SUTHERLAND	40.482	7	BROWN	40.762	15	52	BLACKLOCK	1:43.480	1:43.702	0.222	
16	7	BROWN	22.185	7	BROWN	40.503	46	WALKER	40.984	16	27	GREEN	1:43.682	1:43.819	0.137	
17	69	HARLAND	22.241	46	WALKER	40.544	96	SAXELBY	41.029	17	46	WALKER	1:43.908	1:43.995	0.087	
18	96	SAXELBY	22.252	69	HARLAND	40.623	19	HILL	41.169	18	10	SUTHERLAND	1:44.068	1:44.323	0.255	
19	2	STEWART	22.256	52	BLACKLOCK	40.675	27	GREEN	41.204	19	96	SAXELBY	1:44.227	1:44.227	0.000	
20	77	MACKENZIE	22.308	19	HILL	40.869	28	VINCENT	41.269	20	69	HARLAND	1:44.316	1:44.316	0.000	
21	19	HILL	22.362	96	SAXELBY	40.946	77	MACKENZIE	41.277	21	19	HILL	1:44.400	1:44.535	0.135	
22	46	WALKER	22.380	77	MACKENZIE	41.058	11	WEEDEN	41.374	22	77	MACKENZIE	1:44.643	1:44.870	0.227	
23	28	VINCENT	22.420	11	WEEDEN	41.154	10	SUTHERLAND	41.436	23	28	VINCENT	1:44.922	1:45.503	0.581	
24	11	WEEDEN	22.421	17	McPHEE	41.231	69	HARLAND	41.452	24	11	WEEDEN	1:44.949	1:45.363	0.414	
25	17	McPHEE	22.569	28	VINCENT	41.233	17	McPHEE	41.464	25	17	McPHEE	1:45.264	1:45.346	0.082	
26	22	PAULO	22.652	22	PAULO	41.295	4	WAKEFIELD	41.699	26	22	PAULO	1:45.662	1:45.662	0.000	
27	71	REID	22.854	71	REID	41.627	22	PAULO	41.715	27	4	WAKEFIELD	1:46.319	1:46.437	0.118	
28	4	WAKEFIELD	22.896	4	WAKEFIELD	41.724	91	STANFORD	42.091	28	86	HARVEY	1:46.882	1:47.136	0.254	
29	86	HARVEY	22.912	41	WINFIELD	41.760	86	HARVEY	42.154	29	71	REID	1:47.228	1:47.410	0.182	
30	35	LODGE	23.174	86	HARVEY	41.816	71	REID	42.747	30	91	STANFORD	1:48.082	1:48.172	0.090	
31	99	WYATT	23.251	24	BARRETT	42.385	99	WYATT	42.845	31	41	WINFIELD	1:48.142			
32	24	BARRETT	23.287	26	McALEER	42.483	41	WINFIELD	43.049	32	99	WYATT	1:48.667	1:48.949	0.282	
33	91	STANFORD	23.299	99	WYATT	42.571	24	BARRETT	43.254	33	24	BARRETT	1:48.926	1:48.926	0.000	
34	41	WINFIELD	23.333	91	STANFORD	42.692	26	McALEER	43.261	34	26	McALEER	1:49.217	1:49.651	0.434	
35	26	McALEER	23.473	5	DOUGHTY	42.974	5	DOUGHTY	43.528	35	35	LODGE	1:49.929	1:50.201	0.272	
36	5	DOUGHTY	23.491	21	STANFORD	42.994	21	STANFORD	43.571	36	5	DOUGHTY	1:49.993	1:51.042	1.049	
37	21	STANFORD	23.560	35	LODGE	43.059	35	LODGE	43.696	37	21	STANFORD	1:50.125	1:50.586	0.461	
38	9	CAMPBELL		9	CAMPBELL	1:08.360	9	CAMPBELL		38	9	CAMPBELL				
													<b>Perfect Lap</b>	<b>1:40.722</b>		

Donington Park GP  
Circuit Length = 2.5000 miles  
Start: 13:10 End: 13:42

Weather / Track : Sunny / Dry

www.tsl-timing.com

Printed - 13.45 Sunday, 24 May 2009

# MCRCB BULLETIN TK038

## 2009 Relentless British 125GP Championship & ACU Academy Cup

### RACE 10 - PROVISIONAL GRID

ROW 10		1:51.042		1:50.201	
		5 Tomas DOUGHTY		35 Elliot LODGE	
ROW 9	1:49.902	1:48.899	1:48.802	1:48.172	
	9 Niall CAMPBELL	21 Tom STANFORD	99 Kasey WYATT	91 Ian STANFORD	
ROW 8	1:48.156	1:48.108	1:47.136	1:46.439	
	24 Ben BARRETT	26 Nicole McALEER	86 Luke HARVEY	41 Shaun WINFIELD	
ROW 7	1:46.437	1:46.029	1:45.662	1:45.363	
	4 Philip WAKEFIELD	71 Andy REID	22 Matthew PAULO	11 Tom WEEDEN	
ROW 6	1:45.346	1:45.278	1:44.870	1:44.535	
	17 John McPHEE	28 Jon VINCENT	77 Taylor MACKENZIE	19 Michael HILL	
ROW 5	1:44.316	1:44.227	1:44.217	1:43.995	
	69 Joshua HARLAND	96 Ryan SAXELBY	10 Peter SUTHERLAND	46 Ross WALKER	
ROW 4	1:43.819	1:43.702	1:43.450	1:43.223	
	27 Catherine GREEN	52 Adam BLACKLOCK	7 Deane BROWN	12 Edward RENDELL	
ROW 3	1:43.151	1:42.970	1:42.755	1:42.718	
	13 Rob GUIVER	2 Robbie STEWART	53 Corey LEWIS	8 Brian CLARK	
ROW 2	1:42.643	1:42.621	1:42.614	1:42.545	
	61 Paul JORDAN	16 Shaun HORSMAN	87 Lee COSTELLO	66 Tom HAYWARD	
ROW 1	1:42.319	1:41.623	1:41.573	1:41.334	
	72 Connor BEHAN	29 James LODGE	50 Tim HASTINGS	6 Martin GLOSSOP	
<b>Pole</b>					

Donington Park GP  
Circuit Length = 2.5000 miles

Race Director :	Stewards :	Timekeeper :
-----------------	------------	--------------

# MCRCB BULLETIN TK111

## 2009 Relentless British 125GP Championship & ACU Academy Cup WARM-UP - CLASSIFICATION

POS	NO	CL	NAME	ENTRY	TIME	ON	LAPS	GAP	DIFF	MPH
1	61		<b>Paul JORDAN</b>	Honda - KRP / Bradley Smith Racing	<b>1:42.478</b>	6	6			87.82
2	6		<b>Martin GLOSSOP</b>	Seel Honda - KRP / Bradley Smith Racing	<b>1:42.497</b>	5	6	<b>0.019</b>	0.019	87.80
3	29		<b>James LODGE</b>	Honda - KRP / Earnshaws Motorcycles	<b>1:42.505</b>	6	6	<b>0.027</b>	0.008	87.80
4	72		<b>Connor BEHAN</b>	Honda - SP125 / Express Forklifts	<b>1:43.307</b>	6	6	<b>0.829</b>	0.802	87.11
5	8		<b>Brian CLARK</b>	Honda - Banks Racing/Express Racewear	<b>1:43.320</b>	6	6	<b>0.842</b>	0.013	87.10
6	13		<b>Rob GUIVER</b>	Honda - SP125 / RG Racing	<b>1:43.550</b>	6	6	<b>1.072</b>	0.230	86.91
7	10	C	<b>Peter SUTHERLAND</b>	Aprillia - Kinpac Racing	<b>1:43.736</b>	5	6	<b>1.258</b>	0.186	86.75
8	16		<b>Shaun HORSMAN</b>	Honda - Symitry I.T. North	<b>1:43.757</b>	5	6	<b>1.279</b>	0.021	86.74
9	66		<b>Tom HAYWARD</b>	Honda - KRP / Daniel Weston Racing	<b>1:43.775</b>	6	6	<b>1.297</b>	0.018	86.72
10	52	C	<b>Adam BLACKLOCK</b>	Honda - Repli-Cast UK	<b>1:43.919</b>	5	5	<b>1.441</b>	0.144	86.60
11	2		<b>Robbie STEWART</b>	Honda - Repli-Cast UK	<b>1:43.933</b>	5	6	<b>1.455</b>	0.014	86.59
12	96		<b>Ryan SAXELBY</b>	Honda - KRP / Bradley Smith Racing	<b>1:44.101</b>	6	6	<b>1.623</b>	0.168	86.45
13	50	C	<b>Tim HASTINGS</b>	Honda - KRP / Bradley Smith Racing	<b>1:44.772</b>	3	3	<b>2.294</b>	0.671	85.90
14	87		<b>Lee COSTELLO</b>	Honda - Vent-Axia / www.sp125racing.com	<b>1:44.875</b>	6	6	<b>2.397</b>	0.103	85.81
15	53	C	<b>Corey LEWIS</b>	Honda - Corey Lewis Racing	<b>1:44.977</b>	4	5	<b>2.499</b>	0.102	85.73
16	19		<b>Michael HILL</b>	Honda - TABOO Motorsport	<b>1:45.405</b>	3	5	<b>2.927</b>	0.428	85.38
17	11	C	<b>Tom WEEDEN</b>	Honda - TABOO Motorsport Junior Team	<b>1:45.901</b>	6	6	<b>3.423</b>	0.496	84.98
18	77	C	<b>Taylor MACKENZIE</b>	Honda - MMCG Motorpoint	<b>1:46.029</b>	6	6	<b>3.551</b>	0.128	84.88
19	28		<b>Jon VINCENT</b>	Honda - Molly / GRF Heavy Transport	<b>1:46.413</b>	4	6	<b>3.935</b>	0.384	84.57
20	71	C	<b>Andy REID</b>	Honda - Motrac Racing	<b>1:46.502</b>	4	5	<b>4.024</b>	0.089	84.50
21	7	C	<b>Deane BROWN</b>	Honda - Colin Appleyard / Macadam Racing	<b>1:46.673</b>	3	5	<b>4.195</b>	0.171	84.37
22	27		<b>Catherine GREEN</b>	Honda - www.cgracing27.co.uk	<b>1:46.692</b>	5	6	<b>4.214</b>	0.019	84.35
23	86		<b>Luke HARVEY</b>	Honda - RV Racing	<b>1:46.742</b>	5	5	<b>4.264</b>	0.050	84.31
24	22	C	<b>Matthew PAULO</b>	Honda - Paulo Racing	<b>1:46.831</b>	5	6	<b>4.353</b>	0.089	84.24
25	46	C	<b>Ross WALKER</b>	Honda - Ross Walker Racing	<b>1:46.864</b>	5	5	<b>4.386</b>	0.033	84.22
26	12		<b>Edward RENDELL</b>	Honda - Team Aztec GP	<b>1:47.066</b>	6	6	<b>4.588</b>	0.202	84.06
27	26	C	<b>Nicole McALEER</b>	Honda - Megabikes.ie	<b>1:47.124</b>	4	6	<b>4.646</b>	0.058	84.01
28	17	C	<b>John McPHEE</b>	Honda - McPhee Racing	<b>1:48.168</b>	6	6	<b>5.690</b>	1.044	83.20
29	91		<b>Ian STANFORD</b>	Honda - Stanford Racing	<b>1:49.102</b>	6	6	<b>6.624</b>	0.934	82.49
30	5	C	<b>Tomas DOUGHTY</b>	Honda - TopGear Racing	<b>1:49.641</b>	6	6	<b>7.163</b>	0.539	82.08
31	9	C	<b>Niall CAMPBELL</b>	Honda - Kinpac Racing	<b>1:50.531</b>	5	6	<b>8.053</b>	0.890	81.42
32	41	C	<b>Shaun WINFIELD</b>	Honda - TAG Triumph	<b>1:50.822</b>	4	6	<b>8.344</b>	0.291	81.21
33	69	C	<b>Joshua HARLAND</b>	Honda -	<b>1:50.881</b>	5	6	<b>8.403</b>	0.059	81.16
34	24		<b>Ben BARRETT</b>	Honda - SP125Racing / Lowerdale Autos	<b>1:51.036</b>	6	6	<b>8.558</b>	0.155	81.05
35	21		<b>Tom STANFORD</b>	Honda - Stanford Racing	<b>1:51.183</b>	6	6	<b>8.705</b>	0.147	80.94
36	35	C	<b>Elliot LODGE</b>	Honda - Spike Racing	<b>1:53.210</b>	3	4	<b>10.732</b>	2.027	79.49
37	4		<b>Philip WAKEFIELD</b>	Honda - PWR / Sandbach Scrap Metal	<b>1:58.174</b>	2	3	<b>15.696</b>	4.964	76.15
38	99	C	<b>Kasey WYATT</b>	Honda - Repli-Cast UK		0	2			

Weather / Track : Cloudy / Dry

These results are provisional until the conclusion of any judicial and technical matters.

Donington Park GP  
Circuit Length = 2.5000 miles  
Start: 10:33 End: 10:45

Race Director :	Stewards :	Timekeeper :

# MCRCB BULLETIN TK112

## 2009 Relentless British 125GP Championship & ACU Academy Cup

### WARM-UP - SECTOR ANALYSIS

<b>2</b>	<b>Robbie STEWART</b>	Repli-Cast UK													
1-	Out 80.1	54.545	103.1	48.938	81.8	2:13.595	4-	22.510	112.6	40.700	121.4	41.126	90.4	1:44.336	
2-	25.353	91.9	45.490	100.0	45.301	85.3	1:56.144	5-	22.422	<b>117.9</b>	<b>40.465</b>	<b>121.8</b>	<b>41.046</b>	90.3	<b>1:43.933</b>
3-	23.738	108.8	42.562	120.3	41.761	89.9	1:48.061	6-	<b>22.405</b>	109.7	40.856	120.3	41.054	<b>90.6</b>	1:44.315
<b>4</b>	<b>Philip WAKEFIELD</b>	PWR / Sandbach Scrap Metal													
1-	Out 90.2	49.669	101.5	48.449	79.8	2:05.630	3-	26.469	92.9	48.037	99.1	In		2:00.371 P	
2-	<b>26.235</b>	<b>99.0</b>	<b>46.207</b>	<b>105.7</b>	<b>45.732</b>	<b>82.2</b>	<b>1:58.174</b>								
<b>5</b>	<b>Tomas DOUGHTY</b>	C TopGear Racing													
1-	Out 77.6	48.584	104.2	46.959	85.3	2:04.338	4-	23.910	<b>100.5</b>	43.110	114.9	43.537	<b>88.4</b>	1:50.557	
2-	24.754	97.0	44.855	115.3	44.757	87.0	1:54.366	5-	<b>23.712</b>	99.6	43.474	115.1	43.713	87.4	1:50.899
3-	24.148	97.0	43.413	115.1	43.338	88.0	1:50.899	6-	23.748	97.0	<b>42.939</b>	<b>116.7</b>	<b>42.954</b>	86.6	<b>1:49.641</b>
<b>6</b>	<b>Martin GLOSSOP</b>	KRP / Bradley Smith Racing													
1-	Out 93.7	47.062	107.9	45.528	88.9	1:56.570	4-	<b>22.070</b>	120.9	40.356	<b>124.5</b>	41.068	86.6	1:43.494	
2-	23.445	105.4	42.276	122.9	41.385	92.2	1:47.106	5-	22.295	<b>121.6</b>	<b>40.116</b>	<b>124.5</b>	<b>40.086</b>	92.5	<b>1:42.497</b>
3-	22.192	108.4	40.768	122.7	40.618	<b>93.0</b>	1:43.578	6-	22.430	109.8	40.912	123.4	40.484	92.9	1:43.826
<b>7</b>	<b>Deane BROWN</b>	C Colin Appleyard / Macadam Racing													
1-	Out 90.0	47.407	102.0	46.503	87.6	1:59.289	4-	22.961	<b>109.3</b>	46.100	97.0	In		1:56.310 P	
2-	23.724	100.3	43.279	119.2	42.467	90.3	1:49.470	5-	Out	92.6	46.951	117.3	44.650	85.0	4:00.566
3-	<b>22.841</b>	109.1	<b>41.740</b>	<b>121.1</b>	<b>42.092</b>	<b>90.6</b>	<b>1:46.673</b>								
<b>8</b>	<b>Brian CLARK</b>	Banks Racing/Express Racewear													
1-	Out 92.6	45.431	120.9	43.137	91.2	1:53.948	4-	22.260	<b>117.7</b>	40.464	120.7	41.018	91.2	1:43.742	
2-	22.586	115.3	40.859	<b>122.9</b>	41.628	<b>91.7</b>	1:45.073	5-	<b>22.129</b>	116.7	40.770	120.3	40.812	91.0	1:43.711
3-	22.154	113.0	40.823	121.6	40.995	91.4	1:43.972	6-	22.287	115.3	<b>40.283</b>	121.1	<b>40.750</b>	91.4	<b>1:43.320</b>
<b>9</b>	<b>Niall CAMPBELL</b>	C Kinpac Racing													
1-	Out 81.1	48.247	111.1	46.859	87.0	2:00.685	4-	23.625	<b>112.4</b>	43.542	114.5	43.999	<b>88.4</b>	1:51.166	
2-	24.620	96.8	45.041	114.1	45.069	87.9	1:54.730	5-	<b>23.494</b>	107.9	<b>43.399</b>	<b>115.5</b>	<b>43.638</b>	86.4	<b>1:50.531</b>
3-	23.862	101.8	44.307	112.2	45.132	88.0	1:53.301	6-	23.735	111.5	43.607	113.7	43.835	87.0	1:51.177
<b>10</b>	<b>Peter SUTHERLAND</b>	C Kinpac Racing													
1-	Out 87.3	46.031	110.6	47.741	91.9	1:57.960	4-	22.430	110.4	40.392	124.7	<b>41.209</b>	92.2	1:44.031	
2-	23.214	97.1	42.742	121.8	42.775	91.5	1:48.731	5-	<b>22.026</b>	<b>120.9</b>	<b>40.384</b>	<b>125.0</b>	41.326	<b>92.7</b>	<b>1:43.736</b>
3-	22.264	113.2	41.126	122.5	42.130	91.9	1:45.520	6-	22.185	114.7	40.770	124.0	41.464	92.2	1:44.419
<b>11</b>	<b>Tom WEEDEN</b>	C TABOO Motorsport Junior Team													
1-	Out 90.1	47.487	114.1	47.546	88.3	2:00.069	4-	23.033	113.0	42.049	121.4	42.099	91.2	1:47.181	
2-	23.937	93.3	43.554	119.8	46.087	87.3	1:53.578	5-	23.096	<b>114.1</b>	41.688	121.4	42.146	91.2	1:46.930
3-	23.152	110.2	42.782	<b>122.7</b>	43.330	<b>91.4</b>	1:49.264	6-	<b>22.744</b>	112.6	<b>41.412</b>	122.0	<b>41.745</b>	<b>91.4</b>	<b>1:45.901</b>
<b>12</b>	<b>Edward RENDELL</b>	Team Aztec GP													
1-	Out 90.8	48.125	106.7	48.123	78.9	2:03.398	4-	23.779	108.1	42.351	113.2	43.333	85.8	1:49.463	
2-	25.483	100.8	45.041	108.9	45.399	82.6	1:55.923	5-	23.137	104.0	42.044	116.7	42.532	88.8	1:47.713
3-	24.669	103.4	43.094	113.7	43.842	84.5	1:51.605	6-	<b>22.927</b>	112.6	<b>41.909</b>	<b>117.5</b>	<b>42.230</b>	<b>89.3</b>	<b>1:47.066</b>
<b>13</b>	<b>Rob GUIVER</b>	SP125 / RG Racing													
1-	Out 89.6	49.238	93.7	47.922	77.8	2:04.511	4-	23.399	110.6	41.797	119.6	42.937	87.7	1:48.133	
2-	26.338	90.0	45.870	106.2	45.292	82.3	1:57.500	5-	22.563	114.5	42.458	118.6	41.038	89.4	1:46.059
3-	24.751	104.2	43.605	108.1	43.469	85.8	1:51.825	6-	<b>22.200</b>	<b>116.1</b>	<b>40.814</b>	<b>120.5</b>	<b>40.536</b>	<b>89.8</b>	<b>1:43.550</b>
<b>16</b>	<b>Shaun HORSMAN</b>	Symitry I.T. North													
1-	Out 73.6	47.041	121.4	46.797	88.2	2:03.462	4-	22.398	119.0	40.793	<b>122.0</b>	<b>41.069</b>	91.2	1:44.260	
2-	22.968	97.3	43.126	121.8	43.082	90.6	1:49.176	5-	<b>21.959</b>	<b>119.8</b>	<b>40.638</b>	121.6	41.160	<b>91.3</b>	<b>1:43.757</b>
3-	22.330	107.9	44.114	103.4	46.800	90.8	1:53.244	6-	22.200	115.5	40.916	121.4	42.194	90.1	1:45.310
<b>17</b>	<b>John McPHEE</b>	C McPhee Racing													
1-	Out 75.8	48.214	115.9	46.162	88.2	2:01.683	4-	23.282	<b>106.4</b>	42.929	<b>119.2</b>	43.338	<b>90.7</b>	1:49.549	
2-	23.947	98.1	44.365	116.7	45.004	88.5	1:53.316	5-	<b>23.148</b>	99.9	43.051	117.1	43.055	89.0	1:49.254

Donington Park GP  
Circuit Length = 2.5000 miles  
Start: 10:33 End: 10:45

Weather / Track : Cloudy / Dry

MCRCB BULLETIN TK112

2009 Relentless British 125GP Championship & ACU Academy Cup

WARM-UP - SECTOR ANALYSIS

3-	23.741	102.9	43.750	116.1	42.906	89.1	1:50.397	6-	23.191	106.2	<i>42.542</i>	117.1	<i>42.435</i>	87.8	<b>1:48.168</b>
<b>19</b>	<b>Michael HILL</b>		TABOO Motorsport												
1-	23.118	113.4	42.299	118.6	42.482	88.5	1:47.899	4-	22.709	114.9	41.561	119.4	42.061	89.6	1:46.331
2-	23.016	115.1	41.810	119.2	42.833	<i>91.2</i>	1:47.659	5-	22.703	115.7	41.225	<i>120.5</i>	45.560	84.3	1:49.488
3-	<i>22.446</i>	<i>117.3</i>	<i>41.021</i>	<i>120.5</i>	<i>41.938</i>	89.8	<b>1:45.405</b>								
<b>21</b>	<b>Tom STANFORD</b>		Stanford Racing												
1-	Out	99.1	46.353	<i>115.3</i>	47.543	<i>85.4</i>	1:59.535	4-	24.021	107.7	43.841	112.8	44.304	84.1	1:52.166
2-	24.649	96.0	44.471	114.5	45.046	85.0	1:54.166	5-	24.132	107.4	44.688	111.7	45.842	84.1	1:54.662
3-	24.029	109.1	43.866	113.2	44.131	84.8	1:52.026	6-	<i>23.970</i>	<i>112.8</i>	<i>43.541</i>	113.2	<i>43.672</i>	84.4	<b>1:51.183</b>
<b>22</b>	<b>Matthew PAULO</b>		C Paulo Racing												
1-	Out	88.3	46.062	113.9	47.435	89.5	1:58.834	4-	23.368	100.9	43.992	117.5	42.834	88.4	1:50.194
2-	24.078	100.9	43.378	116.3	44.865	87.4	1:52.321	5-	23.050	112.4	<i>41.739</i>	118.4	<i>42.042</i>	88.5	<b>1:46.831</b>
3-	23.278	103.4	43.034	<i>120.7</i>	43.813	<i>89.6</i>	1:50.125	6-	<i>22.784</i>	<i>115.5</i>	42.373	119.2	42.226	89.0	1:47.383
<b>24</b>	<b>Ben BARRETT</b>		SP125Racing / Lowerdale Autos												
1-	Out	80.2	49.609	115.7	49.178	87.0	2:05.751	4-	23.810	<i>105.2</i>	43.984	116.5	<i>43.878</i>	<i>88.6</i>	1:51.672
2-	25.117	95.6	45.038	<i>117.5</i>	46.474	88.2	1:56.629	5-	<i>23.725</i>	98.8	43.483	116.3	44.286	88.4	1:51.494
3-	24.392	102.0	43.996	117.1	44.806	87.2	1:53.194	6-	23.780	104.2	<i>43.261</i>	116.9	43.995	88.2	<b>1:51.036</b>
<b>26</b>	<b>Nicole McALEER</b>		C Megabikes.ie												
1-	Out	93.7	48.084	114.7	47.575	85.8	2:00.543	4-	23.173	106.4	41.951	120.5	<i>42.000</i>	89.1	<b>1:47.124</b>
2-	24.269	97.7	44.036	117.7	44.258	89.1	1:52.563	5-	<i>22.852</i>	105.7	41.752	120.1	42.608	87.8	1:47.212
3-	23.542	101.8	42.823	118.6	43.617	<i>89.3</i>	1:49.982	6-	23.256	<i>107.7</i>	<i>41.675</i>	<i>120.7</i>	42.378	86.3	1:47.309
<b>27</b>	<b>Catherine GREEN</b>		www.cgracing27.co.uk												
1-	Out	105.4	43.735	119.4	44.000	88.4	1:49.058	4-	22.876	115.3	42.437	120.5	42.434	<i>89.9</i>	1:47.747
2-	23.113	114.5	42.181	121.6	42.394	<i>89.9</i>	1:47.688	5-	22.807	<i>116.7</i>	<i>41.766</i>	121.8	<i>42.119</i>	88.9	<b>1:46.692</b>
3-	23.141	107.2	42.594	113.4	44.710	89.8	1:50.445	6-	<i>22.709</i>	113.9	42.517	<i>124.0</i>	42.168	<i>89.9</i>	1:47.394
<b>28</b>	<b>Jon VINCENT</b>		Molly / GRF Heavy Transport												
1-	Out	87.7	46.173	118.4	47.108	88.5	1:59.856	4-	23.203	112.6	<i>41.769</i>	117.3	<i>41.441</i>	<i>91.5</i>	<b>1:46.413</b>
2-	23.979	91.3	44.297	118.8	43.358	90.9	1:51.634	5-	<i>22.711</i>	<i>114.5</i>	42.099	118.6	41.903	88.8	1:46.713
3-	23.266	103.2	42.956	<i>119.2</i>	42.344	90.4	1:48.566	6-	26.938	84.9	46.464	115.3	43.734	77.7	1:57.136
<b>29</b>	<b>James LODGE</b>		KRP / Earnshaws Motorcycles												
1-	Out	87.2	46.494	112.6	48.088	83.8	1:59.881	4-	22.120	116.1	40.231	123.4	<i>40.342</i>	91.3	1:42.693
2-	24.440	98.7	43.172	118.8	42.321	90.3	1:49.933	5-	22.721	116.3	40.453	124.7	40.872	90.8	1:44.046
3-	22.336	117.1	40.654	123.8	40.456	<i>91.7</i>	1:43.446	6-	<i>21.991</i>	<i>119.0</i>	<i>39.932</i>	<i>125.2</i>	40.582	90.9	<b>1:42.505</b>
<b>35</b>	<b>Elliot LODGE</b>		C Spike Racing												
1-	Out	81.7	49.001	118.4	48.291	88.8	2:03.541	3-	<i>23.780</i>	<i>95.2</i>	44.419	117.7	<i>45.011</i>	88.8	<b>1:53.210</b>
2-	24.210	89.6	<i>44.251</i>	<i>119.0</i>	45.160	<i>89.1</i>	1:53.621	4-	28.889	65.7	59.199	98.1	In		2:22.465 P
<b>41</b>	<b>Shaun WINFIELD</b>		C TAG Triumph												
1-	Out	94.7	46.414	108.4	46.974	86.7	1:55.301	4-	23.536	<i>108.1</i>	<i>43.321</i>	115.9	<i>43.965</i>	87.8	<b>1:50.822</b>
2-	23.487	106.4	43.661	111.3	44.713	<i>89.5</i>	1:51.861	5-	24.627	98.7	45.008	103.1	46.237	85.0	1:55.872
3-	<i>23.349</i>	105.4	43.632	<i>117.1</i>	44.030	88.9	1:51.011	6-	23.901	101.4	43.933	110.4	45.149	84.6	1:52.983
<b>46</b>	<b>Ross WALKER</b>		C Ross Walker Racing												
1-	24.913	102.3	43.938	116.7	44.588	89.0	1:53.439	4-	<i>23.079</i>	116.1	41.850	119.2	42.939	89.6	1:47.868
2-	23.589	108.4	43.009	118.4	43.398	89.3	1:49.996	5-	23.101	115.9	<i>41.306</i>	<i>121.6</i>	<i>42.457</i>	<i>90.0</i>	<b>1:46.864</b>
3-	23.156	<i>117.5</i>	41.700	119.6	42.834	88.3	1:47.690								
<b>50</b>	<b>Tim HASTINGS</b>		C KRP / Bradley Smith Racing												
1-	Out	87.5	45.631	115.7	In		1:52.712 P	3-	<i>22.339</i>	<i>115.7</i>	<i>41.059</i>	<i>122.0</i>	<i>41.374</i>	<i>90.1</i>	<b>1:44.772</b>
2-	Out	96.7	43.810	117.7	43.020	89.0	6:44.175								
<b>52</b>	<b>Adam BLACKLOCK</b>		C Repli-Cast UK												
1-	Out	92.9	47.492	105.4	In		1:54.507 P	4-	22.399	110.7	41.294	<i>122.7</i>	<i>40.830</i>	91.3	1:44.523
2-	Out	92.9	45.284	103.6	44.733	88.0	3:02.332	5-	<i>22.100</i>	<i>113.9</i>	<i>40.851</i>	122.0	40.968	<i>92.1</i>	<b>1:43.919</b>

Donington Park GP  
Circuit Length = 2.5000 miles  
Start: 10:33 End: 10:45

Weather / Track : Cloudy / Dry



# MCRCB BULLETIN TK112

## 2009 Relentless British 125GP Championship & ACU Academy Cup

### WARM-UP - SECTOR ANALYSIS

3-	23.785	105.2	42.978	117.9	42.475	91.0	1:49.238								
<b>53</b>	<b>Corey LEWIS</b>						<b>C Corey Lewis Racing</b>								
1-	23.360	112.0	42.344	116.9	42.750	89.0	1:48.454	4-	22.562	<i>116.7</i>	41.025	118.1	<i>41.390</i>	<i>90.3</i>	<b>1:44.977</b>
2-	22.959	110.0	41.786	118.8	41.817	89.8	1:46.562	5-	<i>22.550</i>	115.7	<i>40.967</i>	119.6	42.328	89.8	1:45.845
3-	22.695	115.1	41.990	118.4	41.784	90.1	1:46.469								
<b>61</b>	<b>Paul JORDAN</b>						<b>KRP / Bradley Smith Racing</b>								
1-	Out	91.2	47.447	104.9	50.007	76.3	2:02.374	4-	21.899	<i>124.0</i>	40.769	123.4	40.566	<i>92.3</i>	1:43.234
2-	25.190	92.8	44.709	109.8	43.832	91.8	1:53.731	5-	<i>21.756</i>	122.0	40.499	123.1	<i>40.513</i>	91.8	1:42.768
3-	22.420	106.7	40.839	<i>127.8</i>	42.527	91.9	1:45.786	6-	21.788	121.4	<i>40.005</i>	124.5	40.685	90.9	<b>1:42.478</b>
<b>66</b>	<b>Tom HAYWARD</b>						<b>KRP / Daniel Weston Racing</b>								
1-	Out	87.5	47.855	104.7	48.106	81.8	2:01.340	4-	22.304	<i>111.3</i>	41.636	<i>125.0</i>	41.289	93.5	1:45.229
2-	25.057	96.8	45.466	115.1	43.479	92.6	1:54.002	5-	22.423	109.3	41.047	124.0	40.919	93.1	1:44.389
3-	24.014	97.1	43.014	122.0	41.964	<i>94.1</i>	1:48.992	6-	<i>22.164</i>	108.6	<i>40.730</i>	124.5	<i>40.881</i>	93.4	<b>1:43.775</b>
<b>69</b>	<b>Joshua HARLAND</b>						<b>C</b>								
1-	Out	74.6	49.559	106.4	48.820	87.4	2:06.426	4-	24.419	103.4	43.384	118.8	<i>43.917</i>	87.2	1:51.720
2-	25.575	92.3	45.129	109.3	47.817	87.3	1:58.521	5-	<i>23.422</i>	<i>108.8</i>	<i>42.975</i>	116.3	44.484	86.3	<b>1:50.881</b>
3-	24.677	97.3	43.894	<i>120.5</i>	44.409	<i>89.7</i>	1:52.980	6-	23.659	106.5	44.717	114.1	46.117	86.2	1:54.493
<b>71</b>	<b>Andy REID</b>						<b>C Motrac Racing</b>								
1-	Out	89.0	47.029	115.1	46.413	87.0	1:58.327	4-	22.735	<i>118.1</i>	<i>41.593</i>	<i>119.6</i>	<i>42.174</i>	<i>89.6</i>	<b>1:46.502</b>
2-	24.545	107.2	43.352	116.9	44.472	86.9	1:52.369	5-	<i>22.700</i>	116.1	42.235	116.7	In		1:48.592 P
3-	23.413	115.1	42.571	116.9	43.909	87.0	1:49.893								
<b>72</b>	<b>Connor BEHAN</b>						<b>SP125 / Express Forklifts</b>								
1-	Out	95.2	46.102	106.5	47.322	85.8	1:59.476	4-	22.823	113.6	41.418	115.9	41.258	89.8	1:45.499
2-	24.587	109.7	43.394	110.9	43.237	84.5	1:51.218	5-	22.503	113.2	40.776	<i>117.3</i>	40.690	89.3	1:43.969
3-	24.173	111.3	42.695	110.7	42.614	89.8	1:49.482	6-	<i>22.400</i>	<i>115.7</i>	<i>40.427</i>	112.8	<i>40.480</i>	<i>90.4</i>	<b>1:43.307</b>
<b>77</b>	<b>Taylor MACKENZIE</b>						<b>C MMCG Motorpoint</b>								
1-	Out	90.7	48.397	108.6	46.261	82.3	2:00.811	4-	23.034	99.0	42.059	120.7	<i>41.458</i>	90.6	1:46.551
2-	24.317	108.2	44.024	113.2	44.664	85.5	1:53.005	5-	23.105	110.7	41.559	<i>123.8</i>	41.692	87.7	1:46.356
3-	23.600	104.0	42.394	120.3	42.437	<i>91.0</i>	1:48.431	6-	<i>22.826</i>	<i>118.6</i>	<i>41.558</i>	119.6	41.645	89.9	<b>1:46.029</b>
<b>86</b>	<b>Luke HARVEY</b>						<b>RV Racing</b>								
1-	24.755	109.8	42.783	118.6	42.412	88.3	1:49.950	4-	<i>22.893</i>	<i>111.8</i>	41.966	120.3	42.300	89.8	1:47.159
2-	22.979	107.7	42.543	117.3	42.357	88.5	1:47.879	5-	22.896	105.8	41.958	<i>120.7</i>	<i>41.888</i>	88.9	<b>1:46.742</b>
3-	22.905	<i>111.8</i>	<i>41.927</i>	120.3	42.335	<i>90.0</i>	1:47.167								
<b>87</b>	<b>Lee COSTELLO</b>						<b>Vent-Axia / www.sp125racing.com</b>								
1-	Out	87.4	47.193	114.3	44.228	88.0	1:57.919	4-	<i>22.359</i>	<i>119.0</i>	41.323	<i>121.4</i>	41.888	89.1	1:45.570
2-	23.190	113.4	41.857	118.4	41.718	88.6	1:46.765	5-	22.771	115.9	40.998	119.0	41.169	89.0	1:44.938
3-	22.824	115.5	41.178	120.3	41.359	<i>89.3</i>	1:45.361	6-	22.806	116.1	<i>40.914</i>	119.0	<i>41.155</i>	<i>89.3</i>	<b>1:44.875</b>
<b>91</b>	<b>Ian STANFORD</b>						<b>Stanford Racing</b>								
1-	Out	91.6	48.463	116.7	45.639	87.8	1:59.676	4-	23.908	102.5	43.865	<i>119.2</i>	42.127	<i>90.4</i>	1:49.900
2-	25.250	102.9	45.093	119.0	43.175	89.1	1:53.518	5-	23.760	105.7	43.665	118.4	<i>41.814</i>	88.6	1:49.239
3-	23.973	104.4	43.712	<i>119.2</i>	43.235	88.2	1:50.920	6-	<i>23.626</i>	<i>114.5</i>	<i>43.171</i>	118.6	42.305	88.0	<b>1:49.102</b>
<b>96</b>	<b>Ryan SAXELBY</b>						<b>KRP / Bradley Smith Racing</b>								
1-	Out	102.8	43.171	120.5	42.030	88.6	1:47.643	4-	22.505	111.1	41.153	122.2	40.839	<i>91.8</i>	1:44.497
2-	22.880	109.5	41.597	120.7	41.021	88.2	1:45.498	5-	22.481	111.5	41.176	122.0	<i>40.590</i>	91.3	1:44.247
3-	22.641	<i>114.9</i>	41.120	121.4	41.213	89.8	1:44.974	6-	<i>22.401</i>	113.0	<i>40.939</i>	<i>122.7</i>	40.761	90.6	<b>1:44.101</b>
<b>99</b>	<b>Kasey WYATT</b>						<b>C Repli-Cast UK</b>								
1-	Out	77.9	<i>52.268</i>	<i>94.5</i>	In		2:12.758 P	2-	Out	<i>85.9</i>	56.128	<i>94.5</i>	In		3:32.374 P

Donington Park GP  
Circuit Length = 2.5000 miles  
Start: 10:33 End: 10:45

Weather / Track : Cloudy / Dry

# MCRCB BULLETIN TK113

## 2009 Relentless British 125GP Championship & ACU Academy Cup

### WARM-UP - SPEED TRAPS

SECTOR 1				SECTOR 2			FINISH LINE		
POS	NO	NAME	MPH	NO	NAME	MPH	NO	NAME	MPH
1	61	Paul JORDAN	124.0	61	Paul JORDAN	127.8	66	Tom HAYWARD	94.1
2	6	Martin GLOSSOP	121.6	29	James LODGE	125.2	6	Martin GLOSSOP	93.0
3	10	Peter SUTHERLAND	120.9	10	Peter SUTHERLAND	125.0	10	Peter SUTHERLAND	92.7
4	16	Shaun HORSMAN	119.8	66	Tom HAYWARD	125.0	61	Paul JORDAN	92.3
5	29	James LODGE	119.0	6	Martin GLOSSOP	124.5	52	Adam BLACKLOCK	92.1
6	87	Lee COSTELLO	119.0	27	Catherine GREEN	124.0	96	Ryan SAXELBY	91.8
7	77	Taylor MACKENZIE	118.6	77	Taylor MACKENZIE	123.8	8	Brian CLARK	91.7
8	71	Andy REID	118.1	8	Brian CLARK	122.9	29	James LODGE	91.7
9	2	Robbie STEWART	117.9	11	Tom WEEDEN	122.7	28	Jon VINCENT	91.5
10	8	Brian CLARK	117.7	52	Adam BLACKLOCK	122.7	11	Tom WEEDEN	91.4
11	46	Ross WALKER	117.5	96	Ryan SAXELBY	122.7	16	Shaun HORSMAN	91.3
12	19	Michael HILL	117.3	16	Shaun HORSMAN	122.0	19	Michael HILL	91.2
13	27	Catherine GREEN	116.7	50	Tim HASTINGS	122.0	77	Taylor MACKENZIE	91.0
14	53	Corey LEWIS	116.7	2	Robbie STEWART	121.8	2	Robbie STEWART	90.6
15	13	Rob GUIVER	116.1	46	Ross WALKER	121.6	7	Deane BROWN	90.6
16	50	Tim HASTINGS	115.7	87	Lee COSTELLO	121.4	72	Connor BEHAN	90.4
17	72	Connor BEHAN	115.7	7	Deane BROWN	121.1	91	Ian STANFORD	90.4
18	12	Edward RENDELL	115.5	22	Matthew PAULO	120.7	53	Corey LEWIS	90.3
19	22	Matthew PAULO	115.5	26	Nicole McALEER	120.7	17	John McPHEE	90.1
20	96	Ryan SAXELBY	114.9	86	Luke HARVEY	120.7	50	Tim HASTINGS	90.1
21	28	Jon VINCENT	114.5	13	Rob GUIVER	120.5	46	Ross WALKER	90.0
22	91	Ian STANFORD	114.5	19	Michael HILL	120.5	86	Luke HARVEY	90.0
23	11	Tom WEEDEN	114.1	69	Joshua HARLAND	120.5	27	Catherine GREEN	89.9
24	52	Adam BLACKLOCK	113.9	53	Corey LEWIS	120.1	13	Rob GUIVER	89.8
25	21	Tom STANFORD	112.8	71	Andy REID	119.6	22	Matthew PAULO	89.6
26	9	Niall CAMPBELL	112.4	17	John McPHEE	119.2	71	Andy REID	89.6
27	86	Luke HARVEY	111.8	28	Jon VINCENT	119.2	41	Shaun WINFIELD	89.5
28	66	Tom HAYWARD	111.3	91	Ian STANFORD	119.2	12	Edward RENDELL	89.3
29	7	Deane BROWN	109.3	35	Elliot LODGE	119.0	26	Nicole McALEER	89.3
30	69	Joshua HARLAND	108.8	12	Edward RENDELL	117.5	87	Lee COSTELLO	89.3
31	41	Shaun WINFIELD	108.1	24	Ben BARRETT	117.5	35	Elliot LODGE	89.1
32	26	Nicole McALEER	107.7	72	Connor BEHAN	117.3	69	Joshua HARLAND	89.1
33	17	John McPHEE	106.4	41	Shaun WINFIELD	117.1	24	Ben BARRETT	88.6
34	24	Ben BARRETT	105.2	5	Tomas DOUGHTY	116.7	5	Tomas DOUGHTY	88.4
35	5	Tomas DOUGHTY	100.5	9	Niall CAMPBELL	115.5	9	Niall CAMPBELL	88.4
36	4	Philip WAKEFIELD	99.0	21	Tom STANFORD	115.3	21	Tom STANFORD	85.4
37	35	Elliot LODGE	95.2	4	Philip WAKEFIELD	105.7	4	Philip WAKEFIELD	82.2
38	99	Kasey WYATT	85.9	99	Kasey WYATT	94.5			

Weather / Track : Cloudy / Dry

www.tsl-timing.com

Donington Park GP  
Circuit Length = 2.5000 miles  
Start: 10:33 End: 10:45

Printed - 10.46 Monday, 25 May 2009

# MCRCB BULLETIN TK114

## 2009 Relentless British 125GP Championship & ACU Academy Cup

### WARM-UP - BEST SECTOR TIMES

SECTOR 1			SECTOR 2			SECTOR 3			IDEAL / BEST COMPARISON						
POS	NO	NAME	TIME	NO	NAME	TIME	NO	NAME	TIME	POS	NO	NAME	IDEAL	BEST	DIFF
1	61	JORDAN	21.756	29	LODGE	39.932	6	GLOSSOP	40.086	1	29	LODGE	1:42.265	1:42.505	0.240
2	16	HORSMAN	21.959	61	JORDAN	40.005	29	LODGE	40.342	2	6	GLOSSOP	1:42.272	1:42.497	0.225
3	29	LODGE	21.991	6	GLOSSOP	40.116	72	BEHAN	40.480	3	61	JORDAN	1:42.274	1:42.478	0.204
4	10	SUTHERLAND	22.026	8	CLARK	40.283	61	JORDAN	40.513	4	8	CLARK	1:43.162	1:43.320	0.158
5	6	GLOSSOP	22.070	10	SUTHERLAND	40.384	13	GUIVER	40.536	5	72	BEHAN	1:43.307	1:43.307	0.000
6	52	BLACKLOCK	22.100	72	BEHAN	40.427	96	SAXELBY	40.590	6	13	GUIVER	1:43.550	1:43.550	0.000
7	8	CLARK	22.129	2	STEWART	40.465	8	CLARK	40.750	7	10	SUTHERLAND	1:43.619	1:43.736	0.117
8	66	HAYWARD	22.164	16	HORSMAN	40.638	52	BLACKLOCK	40.830	8	16	HORSMAN	1:43.666	1:43.757	0.091
9	13	GUIVER	22.200	66	HAYWARD	40.730	66	HAYWARD	40.881	9	66	HAYWARD	1:43.775	1:43.775	0.000
10	50	HASTINGS	22.339	13	GUIVER	40.814	2	STEWART	41.046	10	52	BLACKLOCK	1:43.781	1:43.919	0.138
11	87	COSTELLO	22.359	52	BLACKLOCK	40.851	16	HORSMAN	41.069	11	2	STEWART	1:43.916	1:43.933	0.017
12	72	BEHAN	22.400	87	COSTELLO	40.914	87	COSTELLO	41.155	12	96	SAXELBY	1:43.930	1:44.101	0.171
13	96	SAXELBY	22.401	96	SAXELBY	40.939	10	SUTHERLAND	41.209	13	87	COSTELLO	1:44.428	1:44.875	0.447
14	2	STEWART	22.405	53	LEWIS	40.967	50	HASTINGS	41.374	14	50	HASTINGS	1:44.772	1:44.772	0.000
15	19	HILL	22.446	19	HILL	41.021	53	LEWIS	41.390	15	53	LEWIS	1:44.907	1:44.977	0.070
16	53	LEWIS	22.550	50	HASTINGS	41.059	28	VINCENT	41.441	16	19	HILL	1:45.405	1:45.405	0.000
17	71	REID	22.700	46	WALKER	41.306	77	MACKENZIE	41.458	17	77	MACKENZIE	1:45.842	1:46.029	0.187
18	27	GREEN	22.709	11	WEEDEN	41.412	11	WEEDEN	41.745	18	11	WEEDEN	1:45.901	1:45.901	0.000
19	28	VINCENT	22.711	77	MACKENZIE	41.558	91	STANFORD	41.814	19	28	VINCENT	1:45.921	1:46.413	0.492
20	11	WEEDEN	22.744	71	REID	41.593	86	HARVEY	41.888	20	71	REID	1:46.467	1:46.502	0.035
21	22	PAULO	22.784	26	McALEER	41.675	19	HILL	41.938	21	26	McALEER	1:46.527	1:47.124	0.597
22	77	MACKENZIE	22.826	22	PAULO	41.739	26	McALEER	42.000	22	22	PAULO	1:46.565	1:46.831	0.266
23	7	BROWN	22.841	7	BROWN	41.740	22	PAULO	42.042	23	27	GREEN	1:46.594	1:46.692	0.098
24	26	McALEER	22.852	27	GREEN	41.766	7	BROWN	42.092	24	7	BROWN	1:46.673	1:46.673	0.000
25	86	HARVEY	22.893	28	VINCENT	41.769	27	GREEN	42.119	25	86	HARVEY	1:46.708	1:46.742	0.034
26	12	RENDELL	22.927	12	RENDELL	41.909	71	REID	42.174	26	46	WALKER	1:46.842	1:46.864	0.022
27	46	WALKER	23.079	86	HARVEY	41.927	12	RENDELL	42.230	27	12	RENDELL	1:47.066	1:47.066	0.000
28	17	McPHEE	23.148	17	McPHEE	42.542	17	McPHEE	42.435	28	17	McPHEE	1:48.125	1:48.168	0.043
29	41	WINFIELD	23.349	5	DOUGHTY	42.939	46	WALKER	42.457	29	91	STANFORD	1:48.611	1:49.102	0.491
30	69	HARLAND	23.422	69	HARLAND	42.975	5	DOUGHTY	42.954	30	5	DOUGHTY	1:49.605	1:49.641	0.036
31	9	CAMPBELL	23.494	91	STANFORD	43.171	9	CAMPBELL	43.638	31	69	HARLAND	1:50.314	1:50.881	0.567
32	91	STANFORD	23.626	24	BARRETT	43.261	21	STANFORD	43.672	32	9	CAMPBELL	1:50.531	1:50.531	0.000
33	5	DOUGHTY	23.712	41	WINFIELD	43.321	24	BARRETT	43.878	33	41	WINFIELD	1:50.635	1:50.822	0.187
34	24	BARRETT	23.725	9	CAMPBELL	43.399	69	HARLAND	43.917	34	24	BARRETT	1:50.864	1:51.036	0.172
35	35	LODGE	23.780	21	STANFORD	43.541	41	WINFIELD	43.965	35	21	STANFORD	1:51.183	1:51.183	0.000
36	21	STANFORD	23.970	35	LODGE	44.251	35	LODGE	45.011	36	35	LODGE	1:53.042	1:53.210	0.168
37	4	WAKEFIELD	26.235	4	WAKEFIELD	46.207	4	WAKEFIELD	45.732	37	4	WAKEFIELD	1:58.174	1:58.174	0.000
38	99	WYATT		99	WYATT	52.268	99	WYATT		38	99	WYATT			
												<b>Perfect Lap</b>	<b>1:41.774</b>		

Donington Park GP  
Circuit Length = 2.5000 miles  
Start: 10:33 End: 10:45

Weather / Track : Cloudy / Dry


www.tsl-timing.com

Printed - 10.46 Monday, 25 May 2009

# MCRCB BULLETIN TK115

## 2009 Relentless British 125GP Championship & ACU Academy Cup

### RACE 10 - FINAL GRID

ROW 10			1:51.042 5 Tomas DOUGHTY		1:50.201 35 Elliot LODGE				
ROW 9		1:49.902 9 Niall CAMPBELL		1:48.899 21 Tom STANFORD		1:48.802 99 Kasey WYATT		1:48.172 91 Ian STANFORD	
ROW 8		1:48.156 24 Ben BARRETT		1:48.108 26 Nicole McALEER		1:47.136 86 Luke HARVEY		1:46.439 41 Shaun WINFIELD	
ROW 7			1:46.437 4 Philip WAKEFIELD		1:46.029 71 Andy REID		1:45.662 22 Matthew PAULO		1:45.363 11 Tom WEEDEN
ROW 6		1:45.346 17 John McPHEE		1:45.278 28 Jon VINCENT		1:44.870 77 Taylor MACKENZIE		1:44.535 19 Michael HILL	
ROW 5			1:44.316 69 Joshua HARLAND		1:44.227 96 Ryan SAXELBY		1:44.217 10 Peter SUTHERLAND		1:43.995 46 Ross WALKER
ROW 4		1:43.819 27 Catherine GREEN		1:43.702 52 Adam BLACKLOCK		1:43.450 7 Deane BROWN		1:43.223 12 Edward RENDELL	
ROW 3			1:43.151 13 Rob GUIVER		1:42.970 2 Robbie STEWART		1:42.755 53 Corey LEWIS		1:42.718 8 Brian CLARK
ROW 2		1:42.643 61 Paul JORDAN		1:42.621 16 Shaun HORSMAN		1:42.614 87 Lee COSTELLO		1:42.545 66 Tom HAYWARD	
ROW 1			1:42.319 72 Connor BEHAN		1:41.623 29 James LODGE		1:41.573 50 Tim HASTINGS		1:41.334 6 Martin GLOSSOP
<b>Pole</b>									
									


Donington Park GP  
Circuit Length = 2.5000 miles

Race Director :	Stewards :	Timekeeper :

# MCRCB BULLETIN TK175

## 2009 Relentless British 125GP Championship & ACU Academy Cup

### RACE 10 - GRID FOR RESTART

ROW 9				9	Niall CAMPBELL	26	Nicole McALEER		
ROW 8	21	Tom STANFORD	99	Kasey WYATT	5	Tomas DOUGHTY	24	Ben BARRETT	
ROW 7		86	Luke HARVEY	91	Ian STANFORD	41	Shaun WINFIELD	4	Philip WAKEFIELD
ROW 6	28	Jon VINCENT	71	Andy REID	11	Tom WEEDEN	17	John McPHEE	
ROW 5		22	Matthew PAULO	19	Michael HILL	69	Joshua HARLAND	46	Ross WALKER
ROW 4	10	Peter SUTHERLAND	77	Taylor MACKENZIE	96	Ryan SAXELBY	87	Lee COSTELLO	
ROW 3		53	Corey LEWIS	16	Shaun HORSMAN	8	Brian CLARK	52	Adam BLACKLOCK
ROW 2	2	Robbie STEWART	72	Connor BEHAN	66	Tom HAYWARD	13	Rob GUIVER	
ROW 1		50	Tim HASTINGS	61	Paul JORDAN	29	James LODGE	6	Martin GLOSSOP
<b>Pole</b>									
									

Donington Park GP  
Circuit Length = 2.5000 miles

Race Director :	Stewards :	Timekeeper :

# MCRCB BULLETIN TK176

## 2009 Relentless British 125GP Championship & ACU Academy Cup RACE 10 - CLASSIFICATION

POS	NO	CL	NAME	ENTRY	LAPS	TIME	GAP	DIFF	MPH	BEST	ON
1	6		<b>Martin GLOSSOP</b>	Seel Honda - KRP / Bradley Smith Racing	7	12:50.620			81.75	1:46.578	7
2	29		<b>James LODGE</b>	Honda - KRP / Earnshaws Motorcycles	7	12:51.431	<b>0.811</b>	0.811	81.66	1:46.838	7
3	8		<b>Brian CLARK</b>	Honda - Banks Racing/Express Racewear	7	12:52.155	<b>1.535</b>	0.724	81.59	1:47.176	6
4	77	C	<b>Taylor MACKENZIE</b>	Honda - MMCG Motorpoint	7	12:58.726	<b>8.106</b>	6.571	80.90	1:48.625	5
5	87		<b>Lee COSTELLO</b>	Honda - Vent-Axia / www.sp125racing.com	7	13:01.816	<b>11.196</b>	3.090	80.58	1:49.765	6
6	19		<b>Michael HILL</b>	Honda - TABOO Motorsport	7	13:09.390	<b>18.770</b>	7.574	79.80	1:50.181	6
7	22	C	<b>Matthew PAULO</b>	Honda - Paulo Racing	7	13:09.637	<b>19.017</b>	0.247	79.78	1:50.397	5
8	61		<b>Paul JORDAN</b>	Honda - KRP / Bradley Smith Racing	7	13:09.736	<b>19.116</b>	0.099	79.77	1:50.355	3
9	10	C	<b>Peter SUTHERLAND</b>	Aprillia - Kinpac Racing	7	13:10.644	<b>20.024</b>	0.908	79.68	1:49.319	7
10	16		<b>Shaun HORSMAN</b>	Honda - Symitry I.T. North	7	13:13.293	<b>22.673</b>	2.649	79.41	1:50.775	5
11	50	C	<b>Tim HASTINGS</b>	Honda - KRP / Bradley Smith Racing	7	13:17.209	<b>26.589</b>	3.916	79.02	1:47.067	5
12	28		<b>Jon VINCENT</b>	Honda - Molly / GRF Heavy Transport	7	13:19.169	<b>28.549</b>	1.960	78.83	1:50.126	7
13	52	C	<b>Adam BLACKLOCK</b>	Honda - Repli-Cast UK	7	13:19.613	<b>28.993</b>	0.444	78.78	1:50.160	7
14	86		<b>Luke HARVEY</b>	Honda - RV Racing	7	13:20.384	<b>29.764</b>	0.771	78.71	1:49.481	7
15	17	C	<b>John McPHEE</b>	Honda - McPhee Racing	7	13:20.840	<b>30.220</b>	0.456	78.66	1:51.587	7
16	71	C	<b>Andy REID</b>	Honda - Motrac Racing	7	13:24.172	<b>33.552</b>	3.332	78.34	1:52.156	5
17	21		<b>Tom STANFORD</b>	Honda - Stanford Racing	7	13:29.934	<b>39.314</b>	5.762	77.78	1:52.932	6
18	4		<b>Philip WAKEFIELD</b>	Honda - PWR / Sandbach Scrap Metal	7	13:36.078	<b>45.458</b>	6.144	77.19	1:54.186	7
19	99	C	<b>Kasey WYATT</b>	Honda - Repli-Cast UK	7	13:36.167	<b>45.547</b>	0.089	77.19	1:53.798	4
20	41	C	<b>Shaun WINFIELD</b>	Honda - TAG Triumph	7	13:36.330	<b>45.710</b>	0.163	77.17	1:53.933	6
21	26	C	<b>Nicole McALEER</b>	Honda - Megabikes.ie	7	13:52.215	<b>1:01.595</b>	15.885	75.70	1:55.045	4
22	24		<b>Ben BARRETT</b>	Honda - SP125Racing / Lowerdale Autos	7	13:59.893	<b>1:09.273</b>	7.678	75.01	1:56.947	4
23	53	C	<b>Corey LEWIS</b>	Honda - Corey Lewis Racing	7	14:17.877	<b>1:27.257</b>	17.984	73.43	1:52.461	2
24	5	C	<b>Tomas DOUGHTY</b>	Honda - TopGear Racing	7	14:24.401	<b>1:33.781</b>	6.524	72.88	2:00.165	7
25	9	C	<b>Niall CAMPBELL</b>	Honda - Kinpac Racing	7	14:32.200	<b>1:41.580</b>	7.799	72.23	1:58.730	6
26	91		<b>Ian STANFORD</b>	Honda - Stanford Racing	7	14:34.545	<b>1:43.925</b>	2.345	72.03	2:01.008	7
NOT CLASSIFIED											
DNF	72		<b>Connor BEHAN</b>	Honda - SP125 / Express Forklifts	6	11:12.490	<b>1 lap</b>	1 lap	80.29	1:48.694	6
DNF	66		<b>Tom HAYWARD</b>	Honda - KRP / Daniel Weston Racing	6	11:12.538	<b>1 lap</b>	0.048	80.29	1:48.202	6
DNF	46	C	<b>Ross WALKER</b>	Honda - Ross Walker Racing	5	9:45.218	<b>2 laps</b>	1 lap	76.89	1:52.664	4
DNF	69	C	<b>Joshua HARLAND</b>	Honda -	2	3:58.124	<b>5 laps</b>	3 laps	75.59	1:54.640	2
DNF	2		<b>Robbie STEWART</b>	Honda - Repli-Cast UK	0						
DNF	13		<b>Rob GUIVER</b>	Honda - SP125 / RG Racing	0						
FASTEST LAP											
6			<b>Martin GLOSSOP</b>	Seel Honda - KRP / Bradley Smith Racing	7	1:46.578		84.44 mph		135.90 kph	
50	C		<b>Tim HASTINGS</b>	Honda - KRP / Bradley Smith Racing	5	1:47.067		84.06 mph		135.28 kph	

Weather / Track : Rain / Wet

These results are provisional until the conclusion of any judicial and technical matters.

Donington Park GP  
Circuit Length = 2.5000 miles  
Start: 18:10 End: 18:24

Race Director :	Stewards :	Timekeeper :
-----------------	------------	--------------

# MCRCB BULLETIN TK177

## 2009 Relentless British 125GP Championship & ACU Academy Cup

### RACE 10 - LAP CHART

Lap 1			Lap 2			Lap 3			Lap 4			Lap 5		
No	Behind	Laptime	No	Behind	Laptime	No	Behind	Laptime	No	Behind	Laptime	No	Behind	Laptime
29		1:58.262	6		1:51.493	8		1:49.157	8		1:48.477	6		1:48.029
6	0.310	1:58.572	29	0.587	1:52.390	6	0.153	1:50.012	29	0.230	1:47.981	50	0.144	1:47.067
50	0.457	1:58.719	8	0.702	1:51.680	29	0.726	1:49.998	6	0.581	1:48.905	29	0.345	1:48.725
8	0.825	1:59.087	53	1.578	1:52.461	50	1.740	1:49.354	50	1.687	1:48.424	8	0.732	1:49.342
87	0.886	1:59.148	87	1.695	1:52.612	87	2.278	1:50.442	77	3.272	1:49.116	77	3.287	1:48.625
53	0.920	1:59.182	77	1.894	1:52.334	77	2.633	1:50.598	87	3.820	1:50.019	87	5.148	1:49.938
61	0.989	1:59.251	50	2.245	1:53.591	61	2.947	1:50.355	72	6.098	1:50.549	72	6.785	1:49.297
77	1.363	1:59.625	61	2.451	1:53.265	72	4.026	1:50.973	61	6.281	1:51.811	66	7.325	1:49.560
66	1.770	2:00.032	72	2.912	1:52.768	66	4.310	1:51.096	66	6.375	1:50.542	61	9.913	1:52.242
72	1.947	2:00.209	66	3.073	1:53.106	22	5.226	1:51.376	22	8.479	1:51.730	22	10.266	1:50.397
22	2.557	2:00.819	22	3.709	1:52.955	19	6.856	1:52.031	19	9.628	1:51.249	19	11.513	1:50.495
46	3.031	2:01.293	19	4.684	1:52.759	46	8.993	1:53.487	10	11.822	1:51.135	10	14.083	1:50.871
19	3.728	2:01.990	46	5.365	1:54.137	10	9.164	1:52.402	16	12.385	1:50.926	16	14.550	1:50.775
10	4.204	2:02.466	10	6.621	1:54.220	16	9.936	1:52.190	46	13.180	1:52.664	52	19.744	1:53.511
52	4.322	2:02.584	52	6.786	1:54.267	52	10.583	1:53.656	52	14.843	1:52.737	28	19.921	1:51.335
16	4.933	2:03.195	16	7.605	1:54.475	17	11.499	1:53.463	17	15.247	1:52.225	17	20.360	1:53.723
17	5.121	2:03.383	17	7.895	1:54.577	28	13.671	1:55.261	28	17.196	1:52.002	71	21.740	1:52.156
69	5.222	2:03.484	69	8.059	1:54.640	71	14.292	1:54.662	71	18.194	1:52.379	86	22.762	1:51.608
71	6.077	2:04.339	28	8.269	1:53.887	21	14.842	1:54.469	86	19.764	1:52.748	21	24.937	1:53.468
28	6.185	2:04.447	71	9.489	1:55.215	86	15.493	1:53.489	21	20.079	1:53.714	46	28.207	2:03.637 P
21	6.451	2:04.713	21	10.232	1:55.584	4	16.717	1:54.891	4	23.368	1:55.128	4	30.028	1:55.270
4	6.895	2:05.157	4	11.685	1:56.593	41	18.514	1:55.520	99	24.055	1:53.798	99	30.427	1:54.982
99	8.100	2:06.362	86	11.863	1:53.947	99	18.734	1:55.384	41	24.606	1:54.569	41	30.787	1:54.791
41	8.548	2:06.810	41	12.853	1:56.108	26	26.476	1:57.851	26	33.044	1:55.045	26	40.104	1:55.670
86	9.719	2:07.981	99	13.209	1:56.912	24	27.590	1:59.374	24	36.060	1:56.947	24	45.190	1:57.740
24	10.352	2:08.614	24	18.075	1:59.526	5	41.184	2:04.593	5	53.861	2:01.154	5	1:06.179	2:00.928
26	11.968	2:10.230	26	18.484	1:58.319	91	44.932	2:05.519	91	1:00.061	2:03.606	91	1:14.546	2:03.095
5	13.878	2:12.140	5	26.450	2:04.375	9	46.372	2:04.239	9	1:01.838	2:03.943	9	1:14.829	2:01.601
91	14.116	2:12.378	91	29.272	2:06.959	53	59.465	2:47.746	53	1:07.774	1:56.786	53	1:14.893	1:55.729
9	15.566	2:13.828	9	31.992	2:08.229									

Donington Park GP  
Circuit Length = 2.5000 miles  
Start: 18:10 End: 18:24

Weather / Track : Rain / Wet

# MCRCB BULLETIN TK177

## 2009 Relentless British 125GP Championship & ACU Academy Cup

### RACE 10 - LAP CHART

Lap 6			Lap 7		
No	Behind	Laptime	No	Behind	Laptime
6		1:47.031	6		1:46.578
29	0.551	1:47.237	29	0.811	1:46.838
8	0.877	1:47.176	8	1.535	1:47.236
77	5.182	1:48.926	77	8.106	1:49.502
87	7.882	1:49.765	87	11.196	1:49.892
72	8.448	1:48.694	19	18.770	1:50.685
66	8.496	1:48.202	22	19.017	1:50.701
61	13.978	1:51.096	61	19.116	1:51.716
19	14.663	1:50.181	10	20.024	1:49.319
22	14.894	1:51.659	16	22.673	1:50.828
10	17.283	1:50.231	50	26.589	1:48.049
16	18.423	1:50.904	28	28.549	1:50.126
28	25.001	1:52.111	52	28.993	1:50.160
50	25.118	2:12.005	86	29.764	1:49.481
17	25.211	1:51.882	17	30.220	1:51.587
52	25.411	1:52.698	71	33.552	1:52.378
86	26.861	1:51.130	21	39.314	1:55.054
71	27.752	1:53.043	4	45.458	1:54.186
21	30.838	1:52.932	99	45.547	1:54.686
99	37.439	1:54.043	41	45.710	1:54.599
41	37.689	1:53.933	26	1:01.595	1:58.814
4	37.850	1:54.853	24	1:09.273	1:59.756
26	49.359	1:56.286	53	1:27.257	1:53.125
24	56.095	1:57.936	5	1:33.781	2:00.165
5	1:20.194	2:01.046	9	1:41.580	2:01.630
53	1:20.710	1:52.848	91	1:43.925	2:01.008
9	1:26.528	1:58.730			
91	1:29.495	2:01.980			



# MCRCB BULLETIN TK178

## 2009 Relentless British 125GP Championship & ACU Academy Cup RACE 10 - POSITION CHART

No	Name	Pos	Laps						
			1	2	3	4	5	6	7
29	James LODGE	1	29	6	8	8	6	6	6
6	Martin GLOSSOP	2	6	29	6	29	50	29	29
50	Tim HASTINGS	3	50	8	29	6	29	8	8
8	Brian CLARK	4	8	53	50	50	8	77	77
87	Lee COSTELLO	5	87	87	87	77	77	87	87
53	Corey LEWIS	6	53	77	77	87	87	72	19
61	Paul JORDAN	7	61	50	61	72	72	66	22
77	Taylor MACKENZIE	8	77	61	72	61	66	61	61
66	Tom HAYWARD	9	66	72	66	66	61	19	10
72	Connor BEHAN	10	72	66	22	22	22	22	16
22	Matthew PAULO	11	22	22	19	19	19	10	50
46	Ross WALKER	12	46	19	46	10	10	16	28
19	Michael HILL	13	19	46	10	16	16	28	52
10	Peter SUTHERLAND	14	10	10	16	46	52	50	86
52	Adam BLACKLOCK	15	52	52	52	52	28	17	17
16	Shaun HORSMAN	16	16	16	17	17	17	52	71
17	John McPHEE	17	17	17	28	28	71	86	21
69	Joshua HARLAND	18	69	69	71	71	86	71	4
71	Andy REID	19	71	28	21	86	21	21	99
28	Jon VINCENT	20	28	71	86	21	46	99	41
21	Tom STANFORD	21	21	21	4	4	4	41	26
4	Phillip WAKEFIELD	22	4	4	41	99	99	4	24
99	Kasey WYATT	23	99	86	99	41	41	26	53
41	Shaun WINFIELD	24	41	41	26	26	26	24	5
86	Luke HARVEY	25	86	99	24	24	24	5	9
24	Ben BARRETT	26	24	24	5	5	5	53	91
26	Nicole McALEER	27	26	26	91	91	91	9	
5	Tomas DOUGHTY	28	5	5	9	9	9	91	
91	Ian STANFORD	29	91	91	53	53	53		
9	Niall CAMPBELL	30	9	9					

# MCRCB BULLETIN TK179

## 2009 Relentless British 125GP Championship & ACU Academy Cup

### RACE 10 - SECTOR ANALYSIS

<b>2</b>	<b>Robbie STEWART</b>	Repli-Cast UK													
<b>4</b>	<b>Philip WAKEFIELD</b>	PWR / Sandbach Scrap Metal													
1-	86.4	48.251	111.1	45.926	85.3	2:05.157	5-	24.794	98.7	45.806	110.6	44.670	85.0	1:55.270	
2-	25.435	94.9	46.384	111.1	44.774	83.5	1:56.593	6-	24.837	97.0	<b>45.521</b>	<b>111.8</b>	44.495	<b>86.6</b>	1:54.853
3-	24.936	99.6	45.743	<b>111.8</b>	44.212	85.1	1:54.891	7-	<b>24.562</b>	<b>100.2</b>	45.669	111.7	<b>43.955</b>	85.8	<b>1:54.186</b>
4-	24.719	98.1	45.917	110.6	44.492	84.8	1:55.128								
<b>5</b>	<b>Tomas DOUGHTY</b>	C TopGear Racing													
1-	84.0	50.591	<b>110.0</b>	49.004	<b>84.7</b>	2:12.140	5-	25.556	89.7	<b>47.389</b>	107.4	47.983	82.1	2:00.928	
2-	26.422	86.7	49.247	108.9	48.706	83.7	2:04.375	6-	25.861	91.3	47.686	108.1	47.499	83.5	2:01.046
3-	26.496	84.1	49.324	106.0	48.773	83.4	2:04.593	7-	<b>25.359</b>	<b>91.6</b>	47.393	109.1	<b>47.413</b>	81.5	<b>2:00.165</b>
4-	25.705	88.9	47.628	108.1	47.821	81.9	2:01.154								
<b>6</b>	<b>Martin GLOSSOP</b>	KRP / Bradley Smith Racing													
1-	91.3	46.636	118.8	44.296	88.6	1:58.572	5-	22.922	108.2	43.037	<b>122.0</b>	42.070	90.0	1:48.029	
2-	23.987	101.8	44.669	120.3	42.837	89.6	1:51.493	6-	23.019	<b>113.6</b>	<b>42.345</b>	120.1	41.667	91.0	1:47.031
3-	23.525	105.0	44.179	121.1	42.308	91.5	1:50.012	7-	<b>22.612</b>	112.8	42.644	118.1	<b>41.322</b>	91.3	<b>1:46.578</b>
4-	23.160	106.4	43.616	119.8	42.129	<b>92.2</b>	1:48.905								
<b>8</b>	<b>Brian CLARK</b>	Banks Racing/Express Racewear													
1-	102.9	45.751	117.7	44.722	88.9	1:59.087	5-	23.172	113.2	43.004	116.1	43.166	89.6	1:49.342	
2-	23.660	104.0	44.557	<b>119.8</b>	43.463	89.4	1:51.680	6-	<b>22.701</b>	107.9	42.338	<b>119.8</b>	<b>42.137</b>	<b>90.6</b>	<b>1:47.176</b>
3-	23.222	105.8	43.661	116.3	42.274	89.3	1:49.157	7-	22.879	<b>116.3</b>	<b>42.106</b>	119.0	42.251	89.1	1:47.236
4-	23.083	111.3	43.107	115.7	42.287	89.6	1:48.477								
<b>9</b>	<b>Niall CAMPBELL</b>	C Kinpac Racing													
1-	84.4	51.164	106.9	50.422	83.7	2:13.828	5-	25.757	92.6	48.657	109.3	47.187	<b>84.9</b>	2:01.601	
2-	27.085	82.1	52.086	106.2	49.058	83.1	2:08.229	6-	<b>25.140</b>	<b>98.0</b>	<b>47.398</b>	107.7	<b>46.192</b>	84.8	<b>1:58.730</b>
3-	26.090	91.6	50.367	106.9	47.782	84.1	2:04.239	7-	25.338	94.0	48.348	107.5	47.944	82.8	2:01.630
4-	25.778	93.6	49.509	<b>109.7</b>	48.656	82.2	2:03.943								
<b>10</b>	<b>Peter SUTHERLAND</b>	C Kinpac Racing													
1-	93.6	46.315	119.8	46.396	89.0	2:02.466	5-	23.276	109.1	43.578	118.6	44.017	89.3	1:50.871	
2-	24.100	102.1	44.714	118.8	45.406	88.8	1:54.220	6-	23.125	109.5	43.175	118.8	43.931	89.9	1:50.231
3-	23.534	105.0	43.833	118.8	45.035	89.4	1:52.402	7-	<b>22.969</b>	<b>110.6</b>	<b>42.946</b>	<b>120.1</b>	<b>43.404</b>	<b>90.8</b>	<b>1:49.319</b>
4-	23.172	<b>110.6</b>	43.677	119.4	44.286	89.4	1:51.135								
<b>16</b>	<b>Shaun HORSMAN</b>	Symtry I.T. North													
1-	88.7	46.932	<b>117.9</b>	46.624	87.9	2:03.195	5-	23.413	<b>107.4</b>	<b>43.445</b>	117.3	43.917	87.4	<b>1:50.775</b>	
2-	24.373	101.1	44.976	117.3	45.126	87.9	1:54.475	6-	23.550	105.8	43.479	116.7	43.875	<b>88.8</b>	1:50.904
3-	23.795	104.4	44.367	117.1	44.028	<b>88.8</b>	1:52.190	7-	<b>23.381</b>	104.5	43.607	116.5	43.840	88.5	1:50.828
4-	23.476	105.8	43.785	116.9	<b>43.665</b>	88.5	1:50.926								
<b>17</b>	<b>John McPHEE</b>	C McPhee Racing													
1-	89.0	47.093	115.1	46.518	87.1	2:03.383	5-	23.869	98.8	45.845	111.3	44.009	87.9	1:53.723	
2-	24.350	100.5	46.018	114.7	44.209	87.8	1:54.577	6-	23.644	104.2	44.421	<b>116.5</b>	43.817	88.0	1:51.882
3-	23.856	101.8	45.592	114.7	44.015	88.0	1:53.463	7-	<b>23.576</b>	<b>105.5</b>	<b>44.285</b>	114.5	43.726	<b>88.6</b>	<b>1:51.587</b>
4-	23.817	100.3	44.719	114.3	<b>43.689</b>	<b>88.6</b>	1:52.225								
<b>19</b>	<b>Michael HILL</b>	TABOO Motorsport													
1-	84.0	47.077	<b>117.9</b>	44.943	88.6	2:01.990	5-	23.571	108.4	43.724	116.9	43.200	<b>89.3</b>	1:50.495	
2-	23.842	106.2	45.282	117.3	43.635	88.0	1:52.759	6-	<b>23.372</b>	<b>110.2</b>	<b>43.616</b>	114.5	43.193	88.8	<b>1:50.181</b>
3-	23.774	105.4	44.483	117.3	43.774	88.5	1:52.031	7-	23.472	108.2	44.463	114.7	<b>42.750</b>	88.5	1:50.685
4-	23.684	106.5	44.297	116.7	43.268	89.0	1:51.249								
<b>21</b>	<b>Tom STANFORD</b>	Stanford Racing													
1-	86.0	47.194	113.2	46.811	83.7	2:04.713	5-	24.204	111.5	44.602	110.6	44.662	84.7	1:53.468	
2-	24.633	100.9	45.565	<b>113.6</b>	45.386	84.5	1:55.584	6-	24.324	109.7	<b>43.904</b>	109.5	44.704	84.1	<b>1:52.932</b>
3-	24.392	109.8	45.117	110.7	44.960	84.4	1:54.469	7-	24.289	109.3	45.353	108.6	45.412	82.4	1:55.054
4-	<b>24.200</b>	<b>112.8</b>	44.916	109.8	<b>44.598</b>	<b>85.3</b>	1:53.714								

Donington Park GP  
Circuit Length = 2.5000 miles  
Start: 18:10 End: 18:24

Weather / Track : Rain / Wet

# MCRCB BULLETIN TK179

## 2009 Relentless British 125GP Championship & ACU Academy Cup

### RACE 10 - SECTOR ANALYSIS

<b>22</b>	<b>Matthew PAULO</b>				C Paulo Racing										
1-	94.8	46.485	116.9	44.807	87.9	2:00.819	5-	<i>23.271</i>	107.7	44.404	113.9	<i>42.722</i>	87.8	<b>1:50.397</b>	
2-	23.952	101.7	45.168	<i>117.3</i>	43.835	87.7	1:52.955	6-	23.444	<i>109.3</i>	45.100	109.7	43.115	87.7	1:51.659
3-	23.394	106.4	44.454	115.7	43.528	<i>88.0</i>	1:51.376	7-	23.498	108.6	<i>44.313</i>	112.6	42.890	87.4	1:50.701
4-	23.318	105.0	45.420	113.2	42.992	87.3	1:51.730								
<b>24</b>	<b>Ben BARRETT</b>				SP125Racing / Lowerdale Autos										
1-	87.2	48.408	<i>115.1</i>	48.499	86.3	2:08.614	5-	<i>24.898</i>	<i>100.6</i>	46.285	111.1	46.557	86.2	1:57.740	
2-	25.427	95.3	46.283	113.9	47.816	85.3	1:59.526	6-	24.994	99.7	46.405	111.1	46.537	85.9	1:57.936
3-	25.398	97.1	46.695	112.0	47.281	<i>86.7</i>	1:59.374	7-	25.003	97.4	47.198	110.6	47.555	84.8	1:59.756
4-	24.947	97.3	<i>45.667</i>	113.6	<i>46.333</i>	85.8	<b>1:56.947</b>								
<b>26</b>	<b>Nicole McALEER</b>				C Megabikes.ie										
1-	80.0	50.921	111.3	47.500	85.7	2:10.230	5-	<i>24.407</i>	<i>98.3</i>	45.598	111.1	45.665	81.6	1:55.670	
2-	25.136	94.3	47.090	<i>113.6</i>	46.093	85.8	1:58.319	6-	25.113	94.5	45.760	112.4	45.413	85.3	1:56.286
3-	24.820	97.5	46.865	109.8	46.166	<i>86.7</i>	1:57.851	7-	25.280	94.7	47.097	109.8	46.437	84.6	1:58.814
4-	24.634	96.3	<i>45.594</i>	113.2	<i>44.817</i>	85.6	<b>1:55.045</b>								
<b>28</b>	<b>Jon VINCENT</b>				Molly / GRF Heavy Transport										
1-	88.4	47.871	114.5	45.978	89.1	2:04.447	5-	23.611	<i>106.7</i>	44.443	116.3	43.281	89.5	1:51.335	
2-	24.030	100.3	45.483	<i>117.3</i>	44.374	<i>89.9</i>	1:53.887	6-	23.610	104.5	44.792	115.9	43.709	88.0	1:52.111
3-	23.708	102.8	47.608	113.0	43.945	89.3	1:55.261	7-	<i>23.513</i>	103.1	<i>43.845</i>	113.4	<i>42.768</i>	89.6	<b>1:50.126</b>
4-	23.796	102.3	44.804	113.2	43.402	88.9	1:52.002								
<b>29</b>	<b>James LODGE</b>				KRP / Earnshaws Motorcycles										
1-	92.8	46.170	118.4	44.351	87.9	1:58.262	5-	23.127	105.2	42.814	120.5	42.784	<i>91.4</i>	1:48.725	
2-	24.185	101.5	44.534	119.4	43.671	90.5	1:52.390	6-	22.843	106.4	42.185	121.8	42.209	90.1	1:47.237
3-	23.342	103.6	43.635	<i>122.0</i>	43.021	88.3	1:49.998	7-	<i>22.629</i>	<i>109.7</i>	<i>42.043</i>	119.4	42.166	64.9	<b>1:46.838</b>
4-	22.849	109.3	42.977	120.7	<i>42.155</i>	<i>91.4</i>	1:47.981								
<b>41</b>	<b>Shaun WINFIELD</b>				C TAG Triumph										
1-	87.4	48.438	112.4	47.676	85.6	2:06.810	5-	<i>24.115</i>	<i>105.2</i>	45.376	114.3	45.300	87.3	1:54.791	
2-	24.793	101.5	45.828	112.6	45.487	86.5	1:56.108	6-	24.204	101.8	<i>44.936</i>	113.6	<i>44.793</i>	<i>87.4</i>	<b>1:53.933</b>
3-	24.416	102.5	45.511	113.7	45.593	85.7	1:55.520	7-	24.170	102.5	45.528	<i>115.7</i>	44.901	87.1	1:54.599
4-	24.158	102.6	45.164	113.2	45.247	86.5	1:54.569								
<b>46</b>	<b>Ross WALKER</b>				C Ross Walker Racing										
1-	92.2	46.775	<i>114.9</i>	45.437	87.3	2:01.293	4-	23.944	<i>106.9</i>	<i>44.059</i>	113.2	44.661	82.4	<b>1:52.664</b>	
2-	24.289	99.6	45.599	113.2	<i>44.249</i>	<i>87.4</i>	1:54.137	5-	25.265	96.7	48.258	100.6	In		2:03.637 P
3-	<i>23.795</i>	106.5	44.859	113.4	44.833	86.7	1:53.487								
<b>50</b>	<b>Tim HASTINGS</b>				C KRP / Bradley Smith Racing										
1-	93.1	46.423	114.1	44.736	88.6	1:58.719	5-	<i>22.362</i>	<i>114.7</i>	42.526	<i>122.9</i>	42.179	89.1	<b>1:47.067</b>	
2-	23.916	101.5	46.181	117.9	43.494	<i>89.8</i>	1:53.591	6-	22.665	112.4	<i>42.224</i>	116.9	1:07.116	87.3	2:12.005
3-	23.338	105.4	43.731	117.7	42.285	88.4	1:49.354	7-	22.916	107.2	42.392	117.3	42.741	85.0	1:48.049
4-	22.717	110.6	43.654	117.1	<i>42.053</i>	89.5	1:48.424								
<b>52</b>	<b>Adam BLACKLOCK</b>				C Repli-Cast UK										
1-	95.9	47.063	115.3	46.581	<i>90.6</i>	2:02.584	5-	23.997	99.9	45.927	116.5	43.587	88.2	1:53.511	
2-	24.141	102.9	44.873	<i>120.7</i>	45.253	90.1	1:54.267	6-	23.599	<i>106.5</i>	44.900	117.7	44.199	89.6	1:52.698
3-	23.771	104.0	45.214	115.7	44.671	89.3	1:53.656	7-	<i>23.514</i>	103.7	<i>44.098</i>	120.3	<i>42.548</i>	90.1	<b>1:50.160</b>
4-	23.729	104.7	44.828	118.1	44.180	89.5	1:52.737								
<b>53</b>	<b>Corey LEWIS</b>				C Corey Lewis Racing										
1-	101.4	45.786	112.4	45.186	85.4	1:59.182	5-	24.919	103.1	46.334	111.3	44.476	85.9	1:55.729	
2-	24.562	103.7	<i>45.042</i>	<i>115.1</i>	<i>42.857</i>	<i>88.2</i>	<b>1:52.461</b>	6-	24.465	109.1	45.157	112.4	43.226	88.0	1:52.848
3-	<i>23.857</i>	109.5	1:36.683	103.4	47.206	85.0	2:47.746	7-	24.119	<i>110.9</i>	45.102	112.2	43.904	86.9	1:53.125
4-	25.364	98.7	47.013	110.0	44.409	84.7	1:56.786								
<b>61</b>	<b>Paul JORDAN</b>				KRP / Bradley Smith Racing										
1-	95.3	46.670	121.4	44.601	89.5	1:59.251	5-	<i>23.515</i>	102.6	44.711	117.5	44.016	89.6	1:52.242	
2-	23.759	103.6	46.092	118.8	43.414	90.4	1:53.265	6-	23.660	107.4	44.118	118.8	43.318	89.5	1:51.096

Donington Park GP  
Circuit Length = 2.5000 miles  
Start: 18:10 End: 18:24

Weather / Track : Rain / Wet

# MCRCB BULLETIN TK179

## 2009 Relentless British 125GP Championship & ACU Academy Cup

### RACE 10 - SECTOR ANALYSIS

3-	23.557	102.9	<i>44.011</i>	<i>122.5</i>	<i>42.787</i>	90.9	<b>1:50.355</b>	7-	23.620	104.5	45.039	117.3	43.057	<i>91.2</i>	1:51.716
4-	23.531	<i>109.1</i>	44.729	119.4	43.551	90.4	1:51.811								
<b>66</b>	<b>Tom HAYWARD</b>		KRP / Daniel Weston Racing												
1-	96.3	46.859	120.3	45.089	87.8	2:00.032	4-	23.587	105.7	43.891	120.1	43.064	88.8	1:50.542	
2-	24.195	101.2	45.025	<i>120.7</i>	43.886	89.9	1:53.106	5-	23.574	100.8	43.636	118.4	42.350	<i>90.0</i>	1:49.560
3-	23.796	103.4	43.915	120.1	43.385	89.3	1:51.096	6-	23.064	<i>107.2</i>	<i>42.818</i>	119.6	<i>42.320</i>	88.8	<b>1:48.202</b>
<b>69</b>	<b>Joshua HARLAND</b>		C												
1-	87.0	47.207	<i>113.6</i>	46.385	85.7	2:03.484	2-	24.449	<i>101.7</i>	<i>44.760</i>	112.2	<i>45.431</i>	<i>87.2</i>	<b>1:54.640</b>	
<b>71</b>	<b>Andy REID</b>		C Motrac Racing												
1-	88.5	47.704	115.7	46.453	85.4	2:04.339	5-	23.851	108.2	<i>44.241</i>	114.7	44.064	85.9	<b>1:52.156</b>	
2-	24.897	101.5	45.442	<i>116.3</i>	44.876	85.6	1:55.215	6-	24.160	97.1	44.560	113.2	44.323	86.2	1:53.043
3-	24.207	105.2	45.814	111.7	44.641	85.3	1:54.662	7-	<i>23.747</i>	<i>109.1</i>	44.254	113.4	44.377	85.4	1:52.378
4-	24.082	107.7	44.585	113.4	<i>43.712</i>	<i>86.4</i>	1:52.379								
<b>72</b>	<b>Connor BEHAN</b>		SP125 / Express Forklifts												
1-	96.7	46.265	<i>115.5</i>	44.835	86.9	2:00.209	4-	23.728	106.7	43.867	110.2	42.954	87.0	1:50.549	
2-	24.145	103.9	44.946	113.7	43.677	87.3	1:52.768	5-	23.552	108.9	43.332	114.1	42.413	<i>87.6</i>	1:49.297
3-	23.758	108.4	43.873	115.3	43.342	87.0	1:50.973	6-	23.421	<i>110.6</i>	<i>42.934</i>	113.4	<i>42.339</i>	85.3	<b>1:48.694</b>
<b>77</b>	<b>Taylor MACKENZIE</b>		C MMCG Motorpoint												
1-	100.0	46.549	<i>119.4</i>	44.559	88.5	1:59.625	5-	23.227	110.6	<i>42.992</i>	116.3	42.406	89.6	<b>1:48.625</b>	
2-	23.978	111.1	45.159	115.9	43.197	<i>90.3</i>	1:52.334	6-	23.292	<i>113.2</i>	43.384	114.9	<i>42.250</i>	89.5	1:48.926
3-	23.834	104.4	44.205	117.5	42.559	89.6	1:50.598	7-	23.265	111.7	43.468	113.0	42.769	89.8	1:49.502
4-	<i>23.119</i>	110.4	43.673	118.4	42.324	90.0	1:49.116								
<b>86</b>	<b>Luke HARVEY</b>		RV Racing												
1-	94.5	47.246	116.7	50.543	87.4	2:07.981	5-	24.101	103.2	44.078	113.4	43.429	87.7	1:51.608	
2-	24.140	104.0	45.280	115.3	44.527	87.0	1:53.947	6-	23.735	101.5	43.897	115.7	43.498	87.9	1:51.130
3-	24.141	102.1	45.154	114.9	44.194	86.5	1:53.489	7-	<i>23.235</i>	<i>109.7</i>	<i>43.068</i>	<i>118.6</i>	<i>43.178</i>	<i>88.4</i>	<b>1:49.481</b>
4-	24.155	103.6	44.588	115.5	44.005	86.4	1:52.748								
<b>87</b>	<b>Lee COSTELLO</b>		Vent-Axia / www.sp125racing.com												
1-	99.3	46.048	114.9	44.859	86.2	1:59.148	5-	23.242	111.3	44.006	114.3	42.690	87.6	1:49.938	
2-	23.745	104.9	45.198	115.5	43.669	<i>88.3</i>	1:52.612	6-	23.299	111.3	43.767	113.0	42.699	87.0	<b>1:49.765</b>
3-	23.645	107.9	44.179	<i>116.7</i>	42.618	87.8	1:50.442	7-	23.572	103.7	<i>43.745</i>	114.7	<i>42.575</i>	87.4	1:49.892
4-	<i>23.194</i>	<i>111.7</i>	43.866	115.3	42.959	<i>88.3</i>	1:50.019								
<b>91</b>	<b>Ian STANFORD</b>		Stanford Racing												
1-	84.5	51.387	<i>111.8</i>	49.336	85.4	2:12.378	5-	26.535	92.4	49.413	110.7	47.147	85.3	2:03.095	
2-	27.398	87.0	51.185	110.4	48.376	84.7	2:06.959	6-	26.514	<i>92.9</i>	48.806	111.7	46.660	<i>85.6</i>	2:01.980
3-	26.895	87.4	51.048	109.8	47.576	85.5	2:05.519	7-	<i>26.220</i>	92.1	<i>48.722</i>	<i>111.8</i>	<i>46.066</i>	85.4	<b>2:01.008</b>
4-	26.640	90.7	49.922	111.1	47.044	85.3	2:03.606								
<b>99</b>	<b>Kasey WYATT</b>		C Repli-Cast UK												
1-	88.9	47.920	116.9	47.067	87.6	2:06.362	5-	24.490	104.9	45.296	113.4	45.196	<i>88.6</i>	1:54.982	
2-	25.175	96.1	46.054	<i>117.7</i>	45.683	88.4	1:56.912	6-	<i>24.194</i>	104.0	<i>44.764</i>	113.7	45.085	87.7	1:54.043
3-	24.363	<i>106.9</i>	45.408	115.7	45.613	87.4	1:55.384	7-	24.387	102.8	45.365	113.2	44.934	84.4	1:54.686
4-	24.248	105.4	44.859	115.5	<i>44.691</i>	88.2	<b>1:53.798</b>								

Donington Park GP  
Circuit Length = 2.5000 miles  
Start: 18:10 End: 18:24

Weather / Track : Rain / Wet

# MCRCB BULLETIN TK180

## 2009 Relentless British 125GP Championship & ACU Academy Cup

### RACE 10 - SPEED TRAPS

SECTOR 1				SECTOR 2			FINISH LINE		
POS	NO	NAME	MPH	NO	NAME	MPH	NO	NAME	MPH
1	8	Brian CLARK	116.3	50	Tim HASTINGS	122.9	6	Martin GLOSSOP	92.2
2	50	Tim HASTINGS	114.7	61	Paul JORDAN	122.5	29	James LODGE	91.4
3	6	Martin GLOSSOP	113.6	6	Martin GLOSSOP	122.0	61	Paul JORDAN	91.2
4	77	Taylor MACKENZIE	113.2	29	James LODGE	122.0	10	Peter SUTHERLAND	90.8
5	21	Tom STANFORD	112.8	52	Adam BLACKLOCK	120.7	8	Brian CLARK	90.6
6	87	Lee COSTELLO	111.7	66	Tom HAYWARD	120.7	52	Adam BLACKLOCK	90.6
7	53	Corey LEWIS	110.9	10	Peter SUTHERLAND	120.1	77	Taylor MACKENZIE	90.3
8	10	Peter SUTHERLAND	110.6	8	Brian CLARK	119.8	66	Tom HAYWARD	90.0
9	72	Connor BEHAN	110.6	77	Taylor MACKENZIE	119.4	28	Jon VINCENT	89.9
10	19	Michael HILL	110.2	86	Luke HARVEY	118.6	50	Tim HASTINGS	89.8
11	29	James LODGE	109.7	16	Shaun HORSMAN	117.9	19	Michael HILL	89.3
12	86	Luke HARVEY	109.7	19	Michael HILL	117.9	16	Shaun HORSMAN	88.8
13	22	Matthew PAULO	109.3	22	Matthew PAULO	117.3	17	John McPHEE	88.6
14	61	Paul JORDAN	109.1	28	Jon VINCENT	117.3	99	Kasey WYATT	88.6
15	71	Andy REID	109.1	99	Kasey WYATT	117.1	86	Luke HARVEY	88.4
16	16	Shaun HORSMAN	107.4	87	Lee COSTELLO	116.7	87	Lee COSTELLO	88.3
17	66	Tom HAYWARD	107.2	17	John McPHEE	116.5	53	Corey LEWIS	88.2
18	46	Ross WALKER	106.9	71	Andy REID	116.3	22	Matthew PAULO	88.0
19	99	Kasey WYATT	106.9	41	Shaun WINFIELD	115.7	72	Connor BEHAN	87.6
20	28	Jon VINCENT	106.7	72	Connor BEHAN	115.5	41	Shaun WINFIELD	87.4
21	52	Adam BLACKLOCK	106.5	24	Ben BARRETT	115.1	46	Ross WALKER	87.4
22	17	John McPHEE	105.5	53	Corey LEWIS	115.1	69	Joshua HARLAND	87.2
23	41	Shaun WINFIELD	105.2	46	Ross WALKER	114.9	24	Ben BARRETT	86.7
24	69	Joshua HARLAND	101.7	21	Tom STANFORD	113.6	26	Nicole McALEER	86.7
25	24	Ben BARRETT	100.6	26	Nicole McALEER	113.6	4	Philip WAKEFIELD	86.6
26	4	Philip WAKEFIELD	100.2	69	Joshua HARLAND	113.6	71	Andy REID	86.4
27	26	Nicole McALEER	98.3	4	Philip WAKEFIELD	111.8	91	Ian STANFORD	85.6
28	9	Niall CAMPBELL	98.0	91	Ian STANFORD	111.8	21	Tom STANFORD	85.3
29	91	Ian STANFORD	92.9	5	Tomas DOUGHTY	110.0	9	Niall CAMPBELL	84.9
30	5	Tomas DOUGHTY	91.6	9	Niall CAMPBELL	109.7	5	Tomas DOUGHTY	84.7

# MCRCB BULLETIN TK181

## 2009 Relentless British 125GP Championship & ACU Academy Cup

### RACE 10 - BEST SECTOR TIMES

SECTOR 1			SECTOR 2			SECTOR 3			IDEAL / BEST COMPARISON						
POS	NO	NAME	TIME	NO	NAME	TIME	NO	NAME	TIME	POS	NO	NAME	IDEAL	BEST	DIFF
1	50	HASTINGS	22.362	29	LODGE	42.043	6	GLOSSOP	41.322	1	6	GLOSSOP	1:46.279	1:46.578	0.299
2	6	GLOSSOP	22.612	8	CLARK	42.106	50	HASTINGS	42.053	2	50	HASTINGS	1:46.639	1:47.067	0.428
3	29	LODGE	22.629	50	HASTINGS	42.224	8	CLARK	42.137	3	29	LODGE	1:46.827	1:46.838	0.011
4	8	CLARK	22.701	6	GLOSSOP	42.345	29	LODGE	42.155	4	8	CLARK	1:46.944	1:47.176	0.232
5	66	HAYWARD	22.891	66	HAYWARD	42.818	77	MACKENZIE	42.250	5	66	HAYWARD	1:48.029	1:48.202	0.173
6	10	SUTHERLAND	22.969	72	BEHAN	42.934	66	HAYWARD	42.320	6	77	MACKENZIE	1:48.361	1:48.625	0.264
7	77	MACKENZIE	23.119	10	SUTHERLAND	42.946	72	BEHAN	42.339	7	72	BEHAN	1:48.425	1:48.694	0.269
8	72	BEHAN	23.152	77	MACKENZIE	42.992	52	BLACKLOCK	42.548	8	10	SUTHERLAND	1:49.319	1:49.319	0.000
9	87	COSTELLO	23.194	86	HARVEY	43.068	87	COSTELLO	42.575	9	86	HARVEY	1:49.481	1:49.481	0.000
10	86	HARVEY	23.235	16	HORSMAN	43.445	22	PAULO	42.722	10	87	COSTELLO	1:49.514	1:49.765	0.251
11	22	PAULO	23.271	19	HILL	43.616	19	HILL	42.750	11	19	HILL	1:49.738	1:50.181	0.443
12	19	HILL	23.372	87	COSTELLO	43.745	28	VINCENT	42.768	12	28	VINCENT	1:50.126	1:50.126	0.000
13	16	HORSMAN	23.381	28	VINCENT	43.845	61	JORDAN	42.787	13	52	BLACKLOCK	1:50.160	1:50.160	0.000
14	28	VINCENT	23.513	21	STANFORD	43.904	53	LEWIS	42.857	14	22	PAULO	1:50.306	1:50.397	0.091
15	52	BLACKLOCK	23.514	61	JORDAN	44.011	86	HARVEY	43.178	15	61	JORDAN	1:50.313	1:50.355	0.042
16	61	JORDAN	23.515	46	WALKER	44.059	10	SUTHERLAND	43.404	16	16	HORSMAN	1:50.491	1:50.775	0.284
17	17	McPHEE	23.576	52	BLACKLOCK	44.098	16	HORSMAN	43.665	17	17	McPHEE	1:51.550	1:51.587	0.037
18	71	REID	23.747	71	REID	44.241	17	McPHEE	43.689	18	71	REID	1:51.700	1:52.156	0.456
19	46	WALKER	23.795	17	McPHEE	44.285	71	REID	43.712	19	53	LEWIS	1:51.756	1:52.461	0.705
20	53	LEWIS	23.857	22	PAULO	44.313	4	WAKEFIELD	43.955	20	46	WALKER	1:52.103	1:52.664	0.561
21	41	WINFIELD	24.115	69	HARLAND	44.760	46	WALKER	44.249	21	21	STANFORD	1:52.702	1:52.932	0.230
22	69	HARLAND	24.118	99	WYATT	44.764	21	STANFORD	44.598	22	99	WYATT	1:53.649	1:53.798	0.149
23	99	WYATT	24.194	41	WINFIELD	44.936	99	WYATT	44.691	23	41	WINFIELD	1:53.844	1:53.933	0.089
24	21	STANFORD	24.200	53	LEWIS	45.042	41	WINFIELD	44.793	24	4	WAKEFIELD	1:54.038	1:54.186	0.148
25	26	McALEER	24.407	4	WAKEFIELD	45.521	26	McALEER	44.817	25	69	HARLAND	1:54.309	1:54.640	0.331
26	4	WAKEFIELD	24.562	26	McALEER	45.594	69	HARLAND	45.431	26	26	McALEER	1:54.818	1:55.045	0.227
27	24	BARRETT	24.898	24	BARRETT	45.667	91	STANFORD	46.066	27	24	BARRETT	1:56.898	1:56.947	0.049
28	9	CAMPBELL	25.140	5	DOUGHTY	47.389	9	CAMPBELL	46.192	28	9	CAMPBELL	1:58.730	1:58.730	0.000
29	5	DOUGHTY	25.359	9	CAMPBELL	47.398	24	BARRETT	46.333	29	5	DOUGHTY	2:00.161	2:00.165	0.004
30	91	STANFORD	26.220	91	STANFORD	48.722	5	DOUGHTY	47.413	30	91	STANFORD	2:01.008	2:01.008	0.000
												Perfect Lap		1:45.727	

Donington Park GP  
Circuit Length = 2.5000 miles  
Start: 18:10 End: 18:24

Weather / Track : Rain / Wet

www.tsl-timing.com

Printed - 18.28 Monday, 25 May 2009



