



BRITISH 125GP

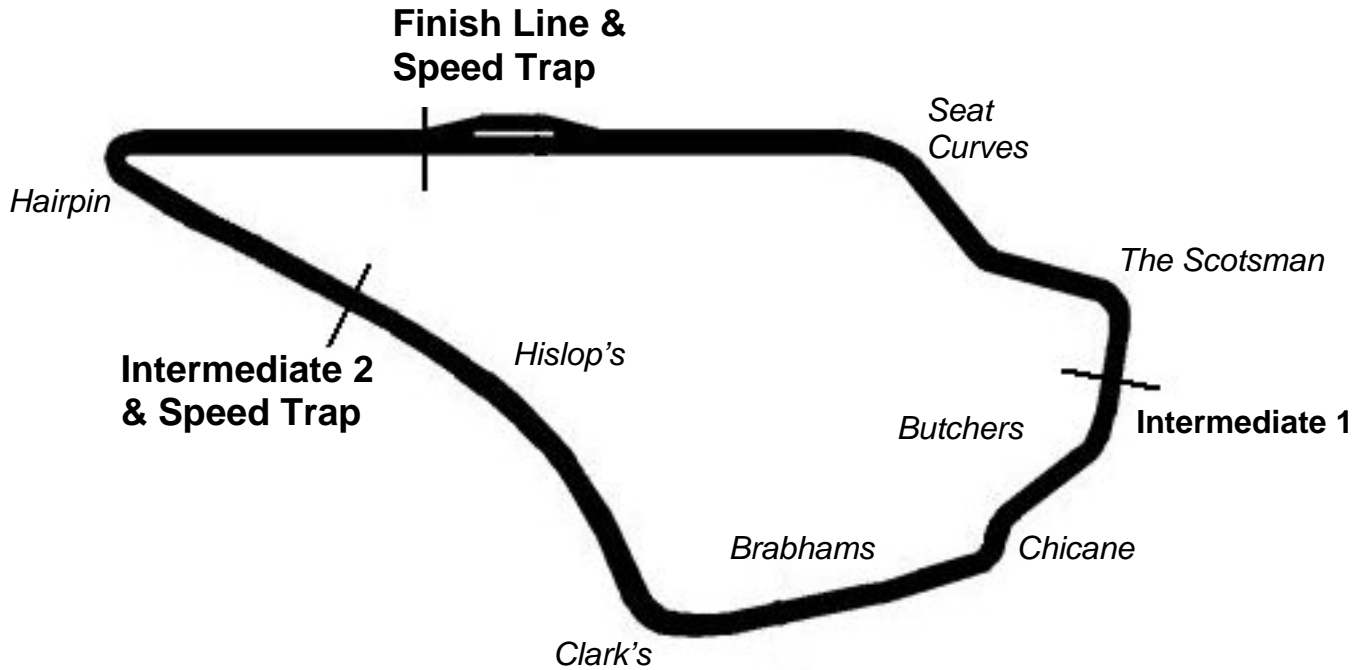
Round *
?bcW\ J`

' ' fX -) H Ju`m2009



Results Provided by Timing Solutions Ltd
www.tsl-timing.com

KNOCKHILL



Circuit Length: 1.2713 miles / 2046.0 metres
 Intermediate 1: 697 metres
 Intermediate 2: 1508 metres
 Pit In: 2046 metres
 Pit Out: 183 metres after Finish Line
 Pit In – Pit Out: 175 metres, @ 60kph = 10.5 seconds, @ 80kph = 7.8 seconds

Lap Records		Best Sector Information					
		Sector 1	S1 Trap (mph)	Sector 2	S2 Trap (mph)	Sector 3	F/L Trap (mph)
Superbike	48.474	15.846	NONE	18.639	151.1	13.526	144.3
Supersport	50.473	16.172	NONE	19.287	136.9	13.921	131.5
Superstock 1000	50.810	16.459	NONE	19.637	144.0	14.122	136.6
Superstock 600	52.409	17.006	NONE	20.502	131.3	14.522	125.4
125GP	53.790	17.285	NONE	20.599	116.5	14.841	107.2
KTM RC8	To Be Est.	N/A	NONE	N/A	N/A	N/A	N/A

2009 Relentless British 125GP Championship & ACU Academy Cup

FREE PRACTICE 1 - CLASSIFICATION

POS	NO	CL	NAME	ENTRY	TIME	ON	LAPS	GAP	DIFF	MPH
1	6		Martin GLOSSOP	Seel Honda - KRP / Bradley Smith Racing	55.090	15	19			83.07
2	50	C	Tim HASTINGS	Honda - KRP / Bradley Smith Racing	55.460	15	19	0.370	0.370	82.52
3	72		Connor BEHAN	Honda - SP125 / Express Forklifts	55.559	21	21	0.469	0.099	82.37
4	8		Brian CLARK	Honda - Banks Racing/Express Racewear	55.562	17	17	0.472	0.003	82.37
5	13		Rob GUIVER	Honda - SP125 / RG Racing	55.568	14	17	0.478	0.006	82.36
6	2		Robbie STEWART	Honda - Repli-Cast UK	55.646	17	18	0.556	0.078	82.24
7	29		James LODGE	Honda - KRP / Earnshaws Motorcycles	55.783	17	20	0.693	0.137	82.04
8	7	C	Deane BROWN	Honda - Colin Appleyard / Macadam Racing	55.838	21	21	0.748	0.055	81.96
9	66		Tom HAYWARD	Honda - KRP / Daniel Weston Racing	55.983	16	19	0.893	0.145	81.75
10	61		Paul JORDAN	Honda - KRP / Bradley Smith Racing	56.049	17	20	0.959	0.066	81.65
11	28		Jon VINCENT	Honda - Molly / GRF Heavy Transport	56.421	13	15	1.331	0.372	81.11
12	96		Ryan SAXELBY	Honda - KRP / Bradley Smith Racing	56.633	18	21	1.543	0.212	80.81
13	87		Lee COSTELLO	Honda - Vent-Axia / www.sp125racing.com	56.733	9	16	1.643	0.100	80.67
14	77	C	Taylor MACKENZIE	Honda - MMCG Motorpoint	56.772	19	21	1.682	0.039	80.61
15	22	C	Matthew PAULO	Honda - Paulo Racing	57.103	19	20	2.013	0.331	80.14
16	16		Shaun HORSMAN	Honda - Symitry I.T. North	57.162	11	13	2.072	0.059	80.06
17	46	C	Ross WALKER	Honda - Ross Walker Racing	57.370	14	16	2.280	0.208	79.77
18	4		Philip WAKEFIELD	Honda - PWR / Sandbach Scrap Metal	57.411	17	19	2.321	0.041	79.71
19	26	C	Nicole McALEER	Honda - Megabikes.ie	57.727	15	16	2.637	0.316	79.28
20	41	C	Shaun WINFIELD	Honda - TAG Triumph	57.927	14	19	2.837	0.200	79.00
21	17	C	John McPHEE	Honda - McPhee Racing	58.081	16	17	2.991	0.154	78.79
22	10	C	Peter SUTHERLAND	Aprillia - Kinpac Racing	58.191	5	8	3.101	0.110	78.65
23	19		Michael HILL	Honda - TABOO Motorsport	58.352	16	19	3.262	0.161	78.43
24	91		Ian STANFORD	Honda - Stanford Racing	58.937	12	18	3.847	0.585	77.65
25	11	C	Tom WEEDEN	Honda - TABOO Motorsport Junior Team	59.896	20	20	4.806	0.959	76.41
26	24		Ben BARRETT	Honda - SP125Racing / Lowerdale Autos	1:00.016	16	17	4.926	0.120	76.25
27	52	C	Adam BLACKLOCK	Honda - Repli-Cast UK	1:00.083	13	13	4.993	0.067	76.17
28	69	C	Joshua HARLAND	Honda -	1:00.161	16	18	5.071	0.078	76.07
29	21		Tom STANFORD	Honda - Stanford Racing	1:00.304	17	20	5.214	0.143	75.89
30	97	C	Sammi TASKER	Honda - Team Tasker	1:00.552	15	18	5.462	0.248	75.58
31	9	C	Niall CAMPBELL	Honda - Kinpac Racing	1:00.670	10	11	5.580	0.118	75.43
32	99	C	Kasey WYATT	Honda - Repli-Cast UK	1:01.059	14	16	5.969	0.389	74.95
33	35	C	Elliot LODGE	Honda - Spike Racing	1:01.218	14	16	6.128	0.159	74.76

Weather / Track : Cloudy / Dry

Knockhill
Circuit Length = 1.2713 miles
Start: 12:50 End: 13:12

2009 Relentless British 125GP Championship & ACU Academy Cup

FREE PRACTICE 1 - SECTOR ANALYSIS

2	Robbie STEWART				Repli-Cast UK								
1-	Out	27.084	97.1	19.479	81.8	1:09.217	10-	18.561	21.894	108.4	16.145	<i>98.0</i>	56.600
2-	22.621	25.898	97.1	18.707	87.2	1:07.226	11-	18.558	22.960	105.8	16.373	96.6	57.891
3-	20.538	23.866	100.6	17.621	91.4	1:02.025	12-	18.517	22.184	107.5	16.405	96.7	57.106
4-	19.527	22.655	109.1	17.563	96.3	59.745	13-	18.426	21.891	108.2	16.072	97.8	56.389
5-	19.758	23.361	107.5	16.663	96.4	59.782	14-	18.182	22.141	107.9	16.172	97.3	56.495
6-	18.656	22.232	<i>109.7</i>	16.583	97.8	57.471	15-	18.156	21.822	108.6	16.813	96.8	56.791
7-	18.601	22.314	109.1	20.462	37.2	1:01.377	16-	18.435	21.944	107.5	16.263	96.8	56.642
8-	2:45.004	23.510	106.0	17.158	96.3	3:25.672	17-	<i>18.047</i>	<i>21.588</i>	108.4	<i>16.011</i>	97.1	55.646
9-	18.880	22.736	107.9	16.465	96.8	58.081	18-	18.259	21.988	107.9	16.429	96.7	56.676
4	Philip WAKEFIELD				PWR / Sandbach Scrap Metal								
1-	Out	25.918	95.7	18.892	89.5	1:10.463	11-	18.821	22.311	103.7	16.812	95.3	57.944
2-	21.255	23.397	105.2	16.997	<i>96.0</i>	1:01.649	12-	18.645	22.203	104.5	16.717	94.9	57.565
3-	19.375	23.173	105.7	16.961	<i>96.0</i>	59.509	13-	18.669	22.309	103.2	16.596	94.8	57.574
4-	19.374	23.211	<i>106.5</i>	16.529	95.3	59.114	14-	<i>18.578</i>	22.364	104.0	16.566	94.7	57.508
5-	18.904	22.431	104.5	16.717	95.5	58.052	15-	19.506	23.981	99.7	21.388	31.3	1:04.875
6-	19.281	22.682	105.5	16.658	95.9	58.621	16-	1:03.174	23.770	102.8	17.389	94.1	1:44.333
7-	18.690	22.283	105.8	16.846	95.5	57.819	17-	18.738	<i>22.118</i>	104.7	16.555	95.5	57.411
8-	18.787	22.983	104.0	16.833	95.2	58.603	18-	18.627	22.793	105.7	16.625	94.8	58.045
9-	19.139	23.138	104.4	16.832	95.6	59.109	19-	18.966	22.741	104.4	<i>16.482</i>	95.2	58.189
10-	18.927	22.714	104.4	16.751	95.1	58.392							
6	Martin GLOSSOP				KRP / Bradley Smith Racing								
1-	Out	24.133	107.7	17.423	98.8	1:03.483	11-	18.300	21.905	110.7	16.036	102.0	56.241
2-	19.664	22.972	110.9	16.438	102.0	59.074	12-	19.076	23.119	109.1	19.372	35.8	1:01.567
3-	19.058	22.355	<i>112.0</i>	16.296	101.1	57.709	13-	1:28.813	21.950	109.3	16.230	100.3	2:06.993
4-	18.348	21.975	111.3	16.263	100.5	56.586	14-	18.092	21.590	110.9	16.264	101.1	55.946
5-	18.307	21.890	111.8	16.076	101.5	56.273	15-	<i>17.881</i>	<i>21.366</i>	111.1	15.843	<i>102.3</i>	55.090
6-	18.732	22.465	105.4	16.729	100.3	57.926	16-	18.084	22.315	110.6	16.419	100.6	56.818
7-	19.023	21.986	110.9	16.180	100.5	57.189	17-	17.993	21.369	111.3	<i>15.828</i>	101.5	55.190
8-	18.336	21.762	<i>112.0</i>	16.196	101.7	56.294	18-	18.014	22.078	111.1	16.454	100.5	56.546
9-	18.226	21.699	111.7	16.095	101.8	56.020	19-	17.913	21.736	109.5	15.920	100.5	55.569
10-	18.059	21.721	111.5	16.084	100.8	55.864							
7	Deane BROWN				C Colin Appleyard / Macadam Racing								
1-	Out	26.559	102.1	18.805	94.4	1:07.349	12-	18.283	22.041	108.6	16.295	97.7	56.619
2-	20.532	24.152	103.6	17.208	95.7	1:01.892	13-	18.215	22.056	107.9	16.343	97.5	56.614
3-	19.464	22.828	106.5	16.669	97.8	58.961	14-	18.153	22.133	107.5	16.390	97.5	56.676
4-	19.038	22.532	107.5	16.576	97.3	58.146	15-	18.240	22.278	107.4	16.414	99.1	56.932
5-	18.839	22.350	108.1	16.422	98.7	57.611	16-	18.278	22.191	107.2	16.396	97.4	56.865
6-	18.966	22.677	106.5	16.552	99.0	58.195	17-	18.238	22.468	108.2	16.654	97.1	57.360
7-	18.461	22.573	106.0	16.374	99.3	57.408	18-	18.252	22.815	107.4	16.560	98.8	57.627
8-	18.260	22.284	107.9	16.382	97.7	56.926	19-	18.093	21.852	108.6	16.242	97.7	56.187
9-	18.296	22.144	107.4	16.703	97.4	57.143	20-	18.102	21.710	108.8	16.149	99.1	55.961
10-	18.582	22.671	106.4	16.425	97.4	57.678	21-	<i>18.019</i>	<i>21.707</i>	108.9	<i>16.112</i>	<i>99.4</i>	55.838
11-	18.347	22.784	<i>109.1</i>	16.356	97.0	57.487							
8	Brian CLARK				Banks Racing/Express Racewear								
1-	Out	25.265	98.8	18.273	96.0	1:05.105	10-	18.442	22.204	110.7	16.442	100.9	57.088
2-	20.097	23.012	109.1	17.699	98.5	1:00.808	11-	19.484	21.815	108.6	16.485	100.6	57.784
3-	19.447	23.656	110.9	17.523	99.1	1:00.626	12-	18.368	21.629	111.5	16.219	101.7	56.216
4-	19.979	22.206	110.2	16.989	99.9	59.174	13-	18.450	21.690	<i>111.7</i>	16.022	<i>102.1</i>	56.162
5-	19.075	23.294	110.6	16.382	100.6	58.751	14-	18.575	22.010	107.5	20.529	39.5	1:01.114
6-	18.787	22.100	111.5	16.530	98.5	57.417	15-	2:18.610	22.814	108.6	16.475	100.5	2:57.899
7-	18.790	22.034	110.9	16.359	98.8	57.183	16-	18.477	22.281	109.1	16.029	101.2	56.787
8-	18.604	21.951	111.1	16.507	100.3	57.062	17-	<i>18.226</i>	<i>21.418</i>	111.5	<i>15.918</i>	101.5	55.562
9-	18.399	21.777	111.5	16.784	101.2	56.960							
9	Niall CAMPBELL				C Kinpac Racing								
1-	Out	26.835	101.8	23.246	25.2	1:12.239	7-	20.131	23.795	102.8	19.835	36.9	1:03.761
2-	1:25.659	25.395	103.9	20.538	36.5	2:11.592	8-	1:23.014	24.360	103.2	17.706	92.7	2:05.080
3-	1:37.957	24.762	101.5	17.672	92.7	2:20.391	9-	20.160	23.966	102.9	17.584	93.3	1:01.710
4-	21.120	24.165	103.1	17.992	91.4	1:03.277	10-	<i>20.016</i>	<i>23.546</i>	102.9	<i>17.108</i>	<i>93.7</i>	1:00.670

Knockhill
Circuit Length = 1.2713 miles
Start: 12:50 End: 13:12

Weather / Track : Cloudy / Dry

2009 Relentless British 125GP Championship & ACU Academy Cup

FREE PRACTICE 1 - SECTOR ANALYSIS

5 -	20.487	23.768	102.6	17.615	92.6	1:01.870	11 -	20.179	23.643	104.2	19.476	38.7	1:03.298
6 -	20.396	23.746	104.9	17.479	92.4	1:01.621							
10	Peter SUTHERLAND						C	Kinpac Racing					
1 -	Out	23.560	109.1	16.910	96.8	59.265	5 -	19.106	22.364	110.2	16.721	100.2	58.191
2 -	19.827	24.681	102.0	16.675	98.0	1:01.183	6 -	18.898	27.541	47.8	30.664	31.7	1:17.103
3 -	19.309	22.520	108.8	16.479	98.3	58.308	7 -	2:58.604	22.425	108.6	16.561	99.7	3:37.590
4 -	19.180	22.757	108.8	18.450	93.3	1:00.387	8 -	18.883	22.209	110.0	27.681	38.4	1:08.773
11	Tom WEEDEN						C	TABOO Motorsport Junior Team					
1 -	Out	27.380	102.6	19.205	95.7	1:10.899	11 -	20.159	23.968	105.0	17.428	98.4	1:01.555
2 -	21.304	25.314	106.4	18.082	98.5	1:04.700	12 -	20.172	24.212	107.9	17.072	98.8	1:01.456
3 -	20.510	24.892	107.4	17.660	98.1	1:03.062	13 -	20.179	24.117	107.0	17.372	98.4	1:01.668
4 -	20.255	24.757	107.9	18.016	98.7	1:03.028	14 -	20.050	24.233	108.1	17.166	98.4	1:01.449
5 -	20.450	23.883	106.4	17.140	98.7	1:01.473	15 -	19.667	23.901	108.2	17.143	98.0	1:00.711
6 -	19.995	23.871	108.2	17.602	97.7	1:01.468	16 -	19.845	24.140	107.7	17.024	99.1	1:01.009
7 -	20.313	23.936	107.9	17.454	99.3	1:01.703	17 -	19.372	23.581	107.4	17.120	98.0	1:00.073
8 -	19.938	23.951	108.8	17.300	98.7	1:01.189	18 -	19.703	23.307	108.9	16.936	99.0	59.946
9 -	20.034	24.176	107.4	17.108	98.4	1:01.318	19 -	19.562	23.430	107.7	17.087	99.0	1:00.079
10 -	19.997	23.609	107.7	17.207	98.3	1:00.813	20 -	19.602	23.482	106.9	16.812	99.1	59.896
13	Rob GUIVER						SP125 / RG Racing						
1 -	Out	26.402	98.8	17.761	96.8	1:06.457	10 -	18.171	21.635	107.5	16.030	98.4	55.836
2 -	19.970	23.102	107.5	16.484	98.8	59.556	11 -	18.310	21.627	107.5	16.129	98.3	56.066
3 -	18.825	22.274	109.7	16.367	97.7	57.466	12 -	17.916	21.718	107.5	16.034	98.8	55.668
4 -	18.496	22.600	108.1	16.232	97.4	57.328	13 -	18.461	22.259	107.2	16.156	99.6	56.876
5 -	18.277	21.831	108.6	16.084	98.0	56.192	14 -	17.851	21.517	108.1	16.200	98.4	55.568
6 -	18.169	21.660	108.1	16.191	97.8	56.020	15 -	18.854	21.554	108.2	19.072	38.8	59.480
7 -	18.087	21.579	109.5	17.891	39.5	57.557	16 -	51.567	22.711	107.7	16.291	98.1	1:30.569
8 -	3:53.804	22.737	105.8	16.546	97.8	4:33.087	17 -	18.144	21.740	108.1	16.109	98.5	55.993
9 -	18.457	22.033	106.2	16.113	98.1	56.603							
16	Shaun HORSMAN						Symtry I.T. North						
1 -	Out	27.189	98.7	19.894	98.0	1:09.789	8 -	19.840	22.881	108.8	16.722	98.0	59.443
2 -	20.757	25.061	108.8	17.590	97.8	1:03.408	9 -	18.585	22.070	110.2	16.708	97.3	57.363
3 -	19.770	23.553	109.7	16.756	99.0	1:00.079	10 -	19.642	22.758	109.3	16.921	96.8	59.321
4 -	19.289	22.877	109.7	16.686	97.8	58.852	11 -	18.674	22.165	109.7	16.323	98.5	57.162
5 -	18.899	22.494	109.7	16.774	97.5	58.167	12 -	19.108	23.043	108.6	16.382	97.8	58.533
6 -	18.709	22.364	109.1	16.521	99.0	57.594	13 -	18.440	22.067	110.0	16.830	99.4	57.337
7 -	18.892	22.558	109.3	16.494	99.0	57.944							
17	John McPHEE						C	McPhee Racing					
1 -	Out	25.164	98.5	18.439	88.4	1:03.959	10 -	19.370	22.616	105.4	17.555	95.6	59.541
2 -	21.454	24.288	101.2	17.764	91.8	1:03.506	11 -	19.609	23.583	104.4	18.076	94.3	1:01.268
3 -	20.026	23.290	103.2	17.337	92.8	1:00.653	12 -	19.400	25.151	94.0	17.053	95.7	1:01.604
4 -	19.681	22.972	104.5	17.061	94.3	59.714	13 -	19.186	22.770	104.0	16.648	95.5	58.604
5 -	19.648	23.178	104.2	17.818	95.5	1:00.644	14 -	19.153	22.377	105.4	16.673	95.3	58.203
6 -	19.993	23.186	104.5	17.116	96.7	1:00.295	15 -	19.029	22.870	103.7	16.583	95.6	58.482
7 -	20.020	29.116	74.7	22.530	93.1	1:11.666	16 -	19.027	22.425	105.7	16.629	96.4	58.081
8 -	19.476	22.680	105.4	17.105	95.1	59.261	17 -	19.297	23.070	105.4	16.739	96.7	59.106
9 -	19.591	22.998	104.4	17.044	94.4	59.633							
19	Michael HILL						TABOO Motorsport						
1 -	Out	28.384	82.8	20.626	76.9	1:13.819	11 -	20.665	23.358	103.7	17.262	95.2	1:01.285
2 -	23.325	25.699	92.3	19.845	82.8	1:08.869	12 -	19.608	23.131	105.2	17.715	96.3	1:00.454
3 -	22.059	25.225	94.5	19.080	81.4	1:06.364	13 -	19.515	23.120	102.9	20.306	31.9	1:02.941
4 -	21.855	25.113	95.1	18.817	86.1	1:05.785	14 -	45.516	23.788	105.4	17.701	97.7	1:27.005
5 -	21.230	24.385	97.5	20.851	32.7	1:06.466	15 -	19.076	22.768	106.4	16.974	96.3	58.818
6 -	43.535	25.213	93.9	18.530	86.5	1:27.278	16 -	18.798	22.654	106.0	16.900	91.9	58.352
7 -	20.844	24.415	95.5	18.101	87.8	1:03.360	17 -	19.263	23.166	105.5	17.236	96.4	59.665
8 -	20.528	23.984	100.8	17.923	90.8	1:02.435	18 -	19.651	23.388	99.9	17.147	96.7	1:00.186
9 -	20.447	23.708	98.7	17.763	93.6	1:01.918	19 -	19.931	23.222	103.2	17.012	97.5	1:00.165
10 -	19.763	23.511	100.9	17.905	93.1	1:01.179							

Knockhill
Circuit Length = 1.2713 miles
Start: 12:50 End: 13:12

Weather / Track : Cloudy / Dry

2009 Relentless British 125GP Championship & ACU Academy Cup

FREE PRACTICE 1 - SECTOR ANALYSIS

21	Tom STANFORD				Stanford Racing								
1 -	Out	26.029	99.7	18.892	90.9	1:06.753	11 -	20.029	24.190	100.9	17.582	92.1	1:01.801
2 -	21.767	25.454	99.6	18.436	91.9	1:05.657	12 -	20.221	24.083	101.8	17.655	92.6	1:01.959
3 -	21.025	25.018	100.2	17.860	93.2	1:03.903	13 -	19.922	24.239	101.1	17.805	92.1	1:01.966
4 -	20.465	26.391	100.6	18.735	93.6	1:05.591	14 -	20.503	23.860	101.5	17.343	92.3	1:01.706
5 -	20.260	24.754	98.7	18.128	92.4	1:03.142	15 -	19.704	23.657	101.4	17.462	92.9	1:00.823
6 -	20.275	24.565	100.8	17.720	92.6	1:02.560	16 -	19.336	23.827	101.7	17.163	93.1	1:00.326
7 -	20.094	24.349	100.9	17.719	92.7	1:02.162	17 -	19.414	23.386	101.8	17.504	92.2	1:00.304
8 -	19.922	24.042	101.5	17.740	92.8	1:01.704	18 -	19.466	23.614	101.7	17.530	93.2	1:00.610
9 -	19.932	24.162	100.6	17.620	92.6	1:01.714	19 -	19.614	23.783	101.8	17.771	91.6	1:01.168
10 -	19.984	23.985	101.1	17.700	91.9	1:01.669	20 -	19.889	23.674	102.1	17.433	93.1	1:00.996
22	Matthew PAULO				C Paulo Racing								
1 -	Out	28.329	83.5	20.314	80.4	1:10.428	11 -	18.873	22.876	104.7	17.039	94.5	58.788
2 -	22.836	26.523	91.9	18.995	88.5	1:08.354	12 -	19.139	22.793	105.4	16.692	95.5	58.624
3 -	21.086	25.116	97.7	18.464	89.0	1:04.666	13 -	19.144	23.336	104.0	16.813	95.6	59.293
4 -	20.892	24.490	99.7	18.527	88.8	1:03.909	14 -	19.270	22.807	105.8	16.479	95.6	58.556
5 -	20.237	23.715	104.2	17.581	93.1	1:01.533	15 -	18.724	22.416	107.2	16.807	96.3	57.947
6 -	19.995	23.742	104.0	17.309	93.3	1:01.046	16 -	18.634	22.326	107.0	16.672	95.3	57.632
7 -	20.017	23.299	106.4	16.879	96.0	1:00.195	17 -	18.698	22.846	105.4	16.771	96.8	58.315
8 -	20.073	24.419	105.5	16.957	95.9	1:01.449	18 -	19.022	22.400	100.6	16.737	96.4	58.159
9 -	19.574	22.939	105.8	16.912	95.6	59.425	19 -	18.560	22.109	106.7	16.434	96.4	57.103
10 -	19.331	23.301	105.7	16.990	95.9	59.622	20 -	18.469	22.403	104.7	16.449	95.2	57.321
24	Ben BARRETT				SP125Racing / Lowerdale Autos								
1 -	Out	26.523	104.7	19.378	95.6	1:09.105	10 -	19.806	23.220	105.8	17.237	96.8	1:00.263
2 -	22.497	24.801	106.2	18.342	97.4	1:05.640	11 -	19.725	23.467	102.6	24.173	30.6	1:07.365
3 -	21.458	24.716	105.7	18.009	97.1	1:04.183	12 -	2:40.581	24.201	104.7	17.677	98.8	3:22.459
4 -	21.420	24.164	105.5	17.942	98.3	1:03.526	13 -	20.065	23.317	105.8	17.241	94.8	1:00.623
5 -	21.082	24.656	106.0	18.235	94.5	1:03.973	14 -	20.223	23.151	106.2	17.426	95.7	1:00.800
6 -	20.526	24.068	106.4	17.559	96.4	1:02.153	15 -	19.854	23.063	106.2	17.213	97.4	1:00.130
7 -	20.060	23.578	106.4	17.182	96.1	1:00.820	16 -	19.651	23.067	106.4	17.298	96.3	1:00.016
8 -	20.071	23.458	104.9	17.300	94.5	1:00.829	17 -	19.856	23.148	106.9	17.164	96.8	1:00.168
9 -	20.130	23.395	106.4	17.166	97.3	1:00.691							
26	Nicole McALEER				C Megabikes.ie								
1 -	Out	25.843	101.2	19.127	99.6	1:08.069	9 -	19.494	22.449	109.3	17.003	99.7	58.946
2 -	21.758	24.844	106.2	17.246	101.1	1:03.848	10 -	20.425	24.622	104.5	16.673	100.0	1:01.720
3 -	20.621	23.788	108.2	17.218	100.5	1:01.627	11 -	19.316	22.828	100.9	24.796	27.0	1:06.940
4 -	19.973	23.420	108.4	17.032	99.4	1:00.425	12 -	4:10.654	23.016	108.4	16.962	100.2	4:50.632
5 -	19.698	23.236	108.9	16.781	101.2	59.715	13 -	19.596	22.626	109.1	16.935	100.2	59.157
6 -	19.782	23.334	106.7	16.877	99.1	59.993	14 -	18.990	22.365	109.5	16.573	100.5	57.928
7 -	19.585	22.616	109.1	16.712	99.9	58.913	15 -	18.954	22.010	110.2	16.763	100.0	57.727
8 -	19.419	22.681	109.5	16.674	100.0	58.774	16 -	19.092	22.654	109.1	16.601	101.4	58.347
28	Jon VINCENT				Molly / GRF Heavy Transport								
1 -	Out	24.828	107.7	18.239	94.9	1:06.715	9 -	18.879	22.508	105.7	16.873	100.6	58.260
2 -	20.241	23.607	108.9	17.178	96.4	1:01.026	10 -	18.696	22.155	109.3	16.374	99.9	57.225
3 -	19.118	22.978	110.6	16.814	98.8	58.910	11 -	18.356	21.970	108.2	16.335	99.6	56.661
4 -	19.373	23.593	107.9	16.660	98.5	59.626	12 -	18.245	22.990	109.7	16.257	99.7	57.492
5 -	18.744	22.190	108.8	16.746	97.5	57.680	13 -	18.374	21.616	110.2	16.431	97.4	56.421
6 -	18.692	22.295	107.4	16.727	96.7	57.714	14 -	18.590	21.663	109.5	16.251	99.9	56.504
7 -	19.463	23.836	100.8	21.058	39.1	1:04.357	15 -	18.228	22.007	107.4	18.699	41.5	58.934
8 -	4:23.503	23.302	105.5	17.694	98.0	5:04.499							
29	James LODGE				KRP / Earnshaws Motorcycles								
1 -	Out	25.164	106.2	16.934	98.4	1:01.718	11 -	18.383	21.864	109.1	16.008	99.0	56.255
2 -	19.504	23.038	108.8	16.397	98.8	58.939	12 -	18.512	22.670	108.1	16.286	97.7	57.468
3 -	18.933	22.803	108.6	16.112	99.3	57.848	13 -	18.309	22.082	107.9	16.120	97.5	56.511
4 -	18.904	22.425	110.2	16.053	99.4	57.382	14 -	18.316	22.003	106.9	16.166	98.3	56.485
5 -	18.766	22.159	109.8	16.182	99.4	57.107	15 -	18.373	22.292	107.2	16.038	98.8	56.703
6 -	18.480	21.965	109.8	16.301	98.8	56.746	16 -	18.318	21.826	107.7	16.249	98.4	56.393
7 -	18.441	21.865	109.8	16.618	98.1	56.924	17 -	18.133	21.673	108.4	15.977	99.1	55.783
8 -	18.615	22.357	108.9	16.333	99.1	57.305	18 -	19.137	22.958	107.0	16.133	98.4	58.228

Knockhill
Circuit Length = 1.2713 miles
Start: 12:50 End: 13:12

Weather / Track : Cloudy / Dry

2009 Relentless British 125GP Championship & ACU Academy Cup

FREE PRACTICE 1 - SECTOR ANALYSIS

9 -	18.384	22.091	108.6	16.176	98.5	56.651	19 -	18.210	22.365	107.5	16.210	98.0	56.785		
10 -	18.539	21.687	109.1	16.186	98.4	56.412	20 -	<i>18.099</i>	22.607	108.2	16.181	98.1	56.887		
35	Elliot LODGE												C	Spike Racing	
1 -	Out	28.168	99.6	19.687	96.7	1:10.351	9 -	21.240	24.261	105.8	17.524	97.1	1:03.025		
2 -	23.690	25.870	104.9	18.383	96.8	1:07.943	10 -	20.774	23.854	106.0	17.762	96.4	1:02.390		
3 -	21.510	26.166	97.0	18.253	97.7	1:05.929	11 -	21.023	24.204	104.2	22.585	31.9	1:07.812		
4 -	21.484	25.260	105.7	17.564	97.3	1:04.308	12 -	1:56.709	26.296	<i>107.0</i>	17.234	97.8	2:40.239		
5 -	21.677	24.862	104.5	27.018	27.7	1:13.557	13 -	20.543	24.807	99.9	17.333	<i>98.0</i>	1:02.683		
6 -	1:33.948	25.987	103.2	17.572	97.4	2:17.507	14 -	<i>20.175</i>	23.918	105.0	<i>17.125</i>	96.7	1:01.218		
7 -	21.019	24.578	106.2	17.449	96.8	1:03.046	15 -	20.599	<i>23.645</i>	105.4	17.356	96.4	1:01.600		
8 -	21.162	24.459	105.5	17.432	96.6	1:03.053	16 -	20.911	24.172	105.4	17.480	97.0	1:02.563		
41	Shaun WINFIELD												C	TAG Triumph	
1 -	Out	25.335	106.5	18.618	91.1	1:07.821	11 -	19.220	23.534	104.5	16.806	96.4	59.560		
2 -	20.516	23.622	107.2	17.214	96.7	1:01.352	12 -	18.942	22.723	108.1	17.340	95.3	59.005		
3 -	19.599	23.139	108.6	17.069	95.9	59.807	13 -	18.840	22.364	106.2	16.865	96.1	58.069		
4 -	19.545	23.037	108.4	17.047	96.3	59.629	14 -	18.843	22.351	107.2	16.733	97.0	57.927		
5 -	19.339	22.979	108.4	17.034	94.5	59.352	15 -	<i>18.795</i>	23.130	106.9	16.865	96.6	58.790		
6 -	19.407	22.906	106.9	16.947	95.3	59.260	16 -	19.156	22.410	106.5	17.020	95.2	58.586		
7 -	18.991	22.307	108.4	<i>16.726</i>	<i>97.1</i>	58.024	17 -	19.030	22.371	107.0	17.096	96.6	58.497		
8 -	19.538	22.166	107.9	21.643	29.6	1:03.347	18 -	19.232	<i>22.135</i>	107.9	17.100	95.9	58.467		
9 -	1:32.494	22.590	<i>109.3</i>	16.876	<i>97.1</i>	2:11.960	19 -	19.216	22.372	107.2	16.923	95.5	58.511		
10 -	19.014	22.461	107.0	16.984	96.4	58.459									
46	Ross WALKER												C	Ross Walker Racing	
1 -	Out	27.452	92.6	19.377	90.1	1:10.057	9 -	18.880	23.756	100.2	19.160	43.3	1:01.796		
2 -	21.315	25.547	101.8	17.546	96.6	1:04.408	10 -	4:56.085	24.412	98.1	17.505	92.2	5:38.002		
3 -	19.968	24.090	106.7	17.003	97.0	1:01.061	11 -	19.830	23.317	106.5	16.641	97.0	59.788		
4 -	19.684	23.562	106.5	16.859	96.0	1:00.105	12 -	18.803	22.863	104.7	16.790	95.7	58.456		
5 -	19.196	23.394	105.4	16.813	96.0	59.403	13 -	18.571	22.667	107.2	16.470	96.3	57.708		
6 -	18.967	22.901	107.2	16.527	97.3	58.395	14 -	<i>18.504</i>	<i>22.431</i>	106.5	16.435	97.1	57.370		
7 -	19.202	22.606	105.7	16.668	96.6	58.476	15 -	19.087	23.733	<i>107.9</i>	16.569	97.7	59.389		
8 -	18.833	22.769	106.4	16.455	97.0	58.057	16 -	19.003	22.888	107.0	<i>16.315</i>	<i>98.1</i>	58.206		
50	Tim HASTINGS												C	KRP / Bradley Smith Racing	
1 -	Out	23.272	109.3	16.692	99.7	57.713	11 -	18.369	22.050	106.2	19.165	42.8	59.584		
2 -	19.177	22.444	110.4	16.369	100.6	57.990	12 -	1:21.720	23.833	105.0	16.603	99.0	2:02.156		
3 -	19.013	23.088	110.2	16.282	100.3	58.383	13 -	18.458	21.509	110.7	16.404	100.2	56.371		
4 -	18.465	21.919	111.1	16.291	100.6	56.675	14 -	18.426	21.825	109.5	16.194	99.9	56.445		
5 -	18.353	21.605	<i>112.8</i>	16.367	100.3	56.325	15 -	18.167	<i>21.232</i>	110.0	16.061	100.3	55.460		
6 -	18.165	21.398	111.7	16.135	100.5	55.698	16 -	18.444	22.388	110.9	<i>15.939</i>	<i>102.1</i>	56.771		
7 -	18.328	21.827	112.4	17.744	43.6	57.899	17 -	<i>18.001</i>	21.748	110.0	16.029	100.5	55.778		
8 -	56.858	21.774	110.7	16.263	99.6	1:34.895	18 -	18.077	21.787	110.9	16.602	101.2	56.466		
9 -	18.460	21.655	109.3	16.339	99.9	56.454	19 -	18.018	22.959	107.0	16.461	101.4	57.438		
10 -	18.554	21.319	110.7	16.110	100.6	55.983									
52	Adam BLACKLOCK												C	Repli-Cast UK	
1 -	Out	28.310	86.0	23.950	37.2	1:13.416	8 -	21.233	24.579	94.4	18.237	89.4	1:04.049		
2 -	1:35.397	27.441	84.2	20.338	77.7	2:23.176	9 -	20.216	23.998	98.0	18.026	90.1	1:02.240		
3 -	23.097	25.854	91.6	19.045	83.4	1:07.996	10 -	20.044	24.130	99.0	17.794	90.4	1:01.968		
4 -	21.921	25.180	92.8	18.693	85.1	1:05.794	11 -	19.673	23.259	99.3	17.721	91.3	1:00.653		
5 -	20.965	25.142	92.8	18.427	85.9	1:04.534	12 -	19.798	23.110	98.7	17.637	91.3	1:00.545		
6 -	20.742	25.188	91.8	20.825	37.7	1:06.755	13 -	<i>19.528</i>	<i>23.077</i>	<i>100.9</i>	<i>17.478</i>	<i>91.4</i>	1:00.083		
7 -	5:20.564	25.671	90.7	18.760	84.5	6:04.995									
61	Paul JORDAN												C	KRP / Bradley Smith Racing	
1 -	Out	26.105	97.1	18.378	97.8	1:05.334	11 -	18.743	21.956	110.2	16.420	100.2	57.119		
2 -	19.826	23.499	104.5	17.086	99.3	1:00.411	12 -	19.676	25.729	90.8	17.580	93.7	1:02.985		
3 -	19.132	23.445	108.4	16.566	100.5	59.143	13 -	19.520	22.432	109.5	16.391	99.9	58.343		
4 -	18.695	22.480	109.3	16.684	100.5	57.859	14 -	18.252	21.842	109.3	16.290	<i>101.5</i>	56.384		
5 -	18.870	23.305	99.1	22.752	29.1	1:04.927	15 -	18.589	23.084	109.3	16.346	100.2	58.019		
6 -	54.197	24.417	101.1	17.900	99.6	1:36.514	16 -	18.285	21.849	108.8	16.579	100.3	56.713		
7 -	19.263	22.562	109.7	16.567	101.2	58.392	17 -	18.238	<i>21.623</i>	109.7	16.188	100.8	56.049		
8 -	18.516	21.926	109.5	16.518	100.2	56.960	18 -	<i>18.161</i>	24.508	100.3	18.077	90.0	1:00.746		

Knockhill
Circuit Length = 1.2713 miles
Start: 12:50 End: 13:12

Weather / Track : Cloudy / Dry

2009 Relentless British 125GP Championship & ACU Academy Cup

FREE PRACTICE 1 - SECTOR ANALYSIS

9 -	18.805	21.679	<i>110.4</i>	16.274	100.6	56.758	19 -	19.851	23.288	98.5	16.766	100.5	59.905
10 -	18.525	21.698	109.7	<i>16.147</i>	100.5	56.370	20 -	18.538	22.410	106.2	17.444	99.6	58.392
66	Tom HAYWARD						KRP / Daniel Weston Racing						
1 -	Out	25.736	96.4	18.256	95.5	1:04.650	11 -	18.491	22.423	108.4	19.140	39.7	1:00.054
2 -	20.400	23.310	108.6	17.527	99.7	1:01.237	12 -	1:12.269	22.826	109.1	16.724	100.2	1:51.819
3 -	19.756	23.600	107.7	16.883	100.0	1:00.239	13 -	18.433	22.238	108.6	16.477	100.5	57.148
4 -	19.242	23.138	108.2	16.591	100.9	58.971	14 -	18.411	22.929	107.4	16.369	100.3	57.709
5 -	18.784	22.070	109.3	16.585	99.7	57.439	15 -	18.320	21.821	109.3	16.234	<i>101.1</i>	56.375
6 -	18.680	22.079	109.8	16.506	100.3	57.265	16 -	<i>18.241</i>	<i>21.694</i>	<i>110.4</i>	<i>16.048</i>	100.9	55.983
7 -	18.502	22.418	108.4	16.395	99.4	57.315	17 -	20.286	22.918	109.8	20.500	38.4	1:03.704
8 -	18.754	23.691	108.2	16.421	100.2	58.866	18 -	35.141	22.324	109.1	16.711	100.0	1:14.176
9 -	18.644	22.645	108.9	16.246	100.3	57.535	19 -	18.591	21.958	109.7	16.214	100.5	56.763
10 -	18.291	21.936	109.5	16.325	99.7	56.552							
69	Joshua HARLAND						C						
1 -	Out	28.106	93.1	20.496	95.6	1:12.298	10 -	20.747	25.008	106.2	17.329	96.3	1:03.084
2 -	23.601	26.985	98.1	19.039	96.1	1:09.625	11 -	19.918	24.153	107.0	17.393	96.4	1:01.464
3 -	22.424	25.914	104.9	18.426	97.8	1:06.764	12 -	19.938	24.062	105.8	17.391	96.4	1:01.391
4 -	21.323	25.090	<i>107.4</i>	18.038	97.5	1:04.451	13 -	20.363	24.213	105.4	17.000	<i>98.0</i>	1:01.576
5 -	21.158	24.679	107.2	18.361	96.6	1:04.198	14 -	19.884	23.940	104.2	17.080	97.1	1:00.904
6 -	20.847	24.650	105.7	17.721	97.7	1:03.218	15 -	19.598	23.950	107.2	<i>16.978</i>	96.8	1:00.526
7 -	20.599	25.291	103.9	17.896	97.0	1:03.786	16 -	<i>19.354</i>	23.775	106.7	17.032	97.4	1:00.161
8 -	20.834	25.331	104.2	17.797	96.6	1:03.962	17 -	19.867	<i>23.582</i>	106.2	17.451	96.4	1:00.900
9 -	20.373	24.943	103.7	17.971	93.9	1:03.287	18 -	19.730	24.245	105.5	20.957	32.4	1:04.932
72	Connor BEHAN						SP125 / Express Forklifts						
1 -	Out	25.490	101.8	18.037	96.3	1:04.501	12 -	19.109	23.360	108.2	16.309	97.5	58.778
2 -	20.347	23.488	104.7	18.239	95.9	1:02.074	13 -	18.350	21.887	109.1	16.307	<i>98.4</i>	56.544
3 -	19.860	22.665	108.8	16.931	98.3	59.456	14 -	18.447	21.507	107.7	16.262	96.8	56.216
4 -	19.080	22.989	107.4	17.377	97.7	59.446	15 -	18.180	21.857	106.9	16.200	98.0	56.237
5 -	18.684	22.713	107.0	16.487	97.7	57.884	16 -	18.108	21.557	108.1	16.545	97.5	56.210
6 -	18.678	22.032	107.9	16.697	96.6	57.407	17 -	18.013	21.478	108.4	16.299	97.1	55.790
7 -	18.815	22.097	107.2	16.643	97.0	57.555	18 -	18.392	22.364	107.7	<i>16.024</i>	97.5	56.780
8 -	18.466	22.167	109.1	16.496	97.4	57.129	19 -	<i>17.872</i>	21.510	108.9	16.328	96.8	55.710
9 -	19.219	21.654	108.1	16.440	97.1	57.313	20 -	18.449	21.353	108.2	16.177	97.1	55.979
10 -	18.757	22.534	107.7	16.636	97.0	57.927	21 -	17.996	<i>21.318</i>	108.8	16.245	97.8	55.559
11 -	18.925	22.148	<i>109.3</i>	16.183	<i>98.4</i>	57.256							
77	Taylor MACKENZIE						C MMCG Motorpoint						
1 -	Out	26.214	102.9	19.086	95.1	1:07.630	12 -	19.538	22.336	107.0	16.533	<i>98.1</i>	58.407
2 -	21.484	23.871	103.1	18.677	94.3	1:04.032	13 -	18.837	22.432	104.4	16.692	96.3	57.961
3 -	20.211	25.047	103.7	17.846	95.2	1:03.104	14 -	18.956	22.328	105.4	16.830	97.7	58.114
4 -	19.909	23.336	106.5	18.105	94.8	1:01.350	15 -	18.798	22.160	104.9	16.925	95.5	57.883
5 -	20.146	23.353	106.2	17.309	96.3	1:00.808	16 -	18.729	22.544	105.5	16.592	97.5	57.865
6 -	19.489	22.430	106.5	17.090	95.5	59.009	17 -	19.467	22.206	105.7	16.346	96.4	58.019
7 -	19.351	22.507	107.0	17.065	97.3	58.923	18 -	18.662	22.106	105.8	16.370	96.6	57.138
8 -	18.849	22.555	<i>107.2</i>	16.886	96.7	58.290	19 -	<i>18.574</i>	<i>21.897</i>	105.8	<i>16.301</i>	96.8	56.772
9 -	18.955	22.418	<i>107.2</i>	16.602	96.8	57.975	20 -	19.108	22.336	106.0	16.713	95.9	58.157
10 -	19.784	22.446	106.0	16.869	96.3	59.099	21 -	18.707	22.099	105.7	16.566	97.0	57.372
11 -	18.985	22.053	105.7	16.590	97.1	57.628							
87	Lee COSTELLO						Vent-Axia / www.sp125racing.com						
1 -	Out	25.577	102.3	18.435	93.1	1:05.286	9 -	18.566	21.895	107.4	16.272	97.0	56.733
2 -	20.173	23.127	106.0	17.675	95.3	1:00.975	10 -	18.557	21.966	106.9	<i>16.233</i>	97.1	56.756
3 -	19.877	22.827	107.2	16.931	96.6	59.635	11 -	<i>18.549</i>	<i>21.846</i>	107.7	16.688	97.3	57.083
4 -	19.610	23.870	107.9	17.693	96.4	1:01.173	12 -	19.676	22.169	107.0	16.450	98.0	58.295
5 -	20.544	22.407	106.7	16.539	97.3	59.490	13 -	19.611	22.265	106.0	19.530	35.5	1:01.406
6 -	19.121	23.405	108.6	16.515	<i>98.8</i>	59.041	14 -	4:18.530	23.041	106.2	17.531	97.3	4:59.102
7 -	18.951	22.077	<i>108.9</i>	16.528	96.7	57.556	15 -	18.790	22.379	106.2	16.391	98.1	57.560
8 -	19.031	22.262	107.7	16.528	96.7	57.821	16 -	18.949	22.059	107.4	16.459	97.8	57.467
91	Ian STANFORD						Stanford Racing						
1 -	Out	26.527	99.6	25.865	30.2	1:14.976	10 -	19.583	23.548	104.9	17.071	95.7	1:00.202
2 -	1:08.365	25.259	103.4	17.855	94.9	1:51.479	11 -	19.659	23.015	106.2	16.890	97.7	59.564

Knockhill
Circuit Length = 1.2713 miles
Start: 12:50 End: 13:12

Weather / Track : Cloudy / Dry

2009 Relentless British 125GP Championship & ACU Academy Cup

FREE PRACTICE 1 - SECTOR ANALYSIS

3 -	20.374	23.834	105.0	17.544	95.7	1:01.752	12 -	<i>19.353</i>	22.842	<i>106.4</i>	<i>16.742</i>	96.4	58.937
4 -	20.020	23.659	104.2	17.665	96.1	1:01.344	13 -	19.616	23.014	104.4	16.900	95.5	59.530
5 -	19.862	23.202	105.2	17.298	95.1	1:00.362	14 -	19.906	24.253	<i>106.4</i>	17.176	95.6	1:01.335
6 -	19.646	23.465	104.2	17.174	95.7	1:00.285	15 -	19.409	<i>22.769</i>	105.2	16.823	96.0	59.001
7 -	20.008	23.155	105.4	17.143	96.4	1:00.306	16 -	19.600	22.843	105.5	17.096	95.2	59.539
8 -	20.623	24.073	103.4	17.162	95.6	1:01.858	17 -	19.650	23.101	104.9	16.984	95.3	59.735
9 -	19.640	23.206	105.0	17.013	<i>98.0</i>	59.859	18 -	19.947	22.938	105.7	24.076	28.7	1:06.961
96	Ryan SAXELBY KRP / Bradley Smith Racing												
1 -	Out	25.558	94.5	18.943	84.5	1:07.408	12 -	19.739	22.466	109.7	16.391	100.9	58.596
2 -	22.677	25.794	97.7	18.586	88.5	1:07.057	13 -	19.088	22.485	109.5	16.381	101.1	57.954
3 -	21.621	24.830	97.1	18.161	90.7	1:04.612	14 -	18.694	22.548	109.3	16.398	100.2	57.640
4 -	20.063	24.488	97.7	17.315	97.8	1:01.866	15 -	19.291	23.446	109.8	16.865	97.8	59.602
5 -	19.140	22.654	108.8	16.825	99.3	58.619	16 -	18.588	22.078	110.6	16.331	100.0	56.997
6 -	19.112	22.676	109.3	16.803	99.9	58.591	17 -	18.476	22.321	110.2	16.509	99.7	57.306
7 -	18.874	23.607	109.3	17.106	99.0	59.587	18 -	18.334	<i>22.067</i>	110.6	<i>16.232</i>	100.8	56.633
8 -	18.906	22.645	109.1	16.524	100.2	58.075	19 -	<i>18.217</i>	22.200	110.0	16.538	100.3	56.955
9 -	18.520	22.457	109.8	16.503	99.1	57.480	20 -	18.259	22.073	<i>111.1</i>	16.456	99.3	56.788
10 -	18.385	22.298	109.7	16.901	99.9	57.584	21 -	18.318	22.175	<i>111.1</i>	16.514	101.7	57.007
11 -	18.533	22.394	109.1	16.810	<i>102.1</i>	57.737							
97	Sammi TASKER C Team Tasker												
1 -	Out	25.814	107.7	19.834	93.5	1:09.623	10 -	20.182	23.671	107.4	17.874	94.1	1:01.727
2 -	21.621	25.561	102.8	19.288	95.1	1:06.470	11 -	20.275	23.765	106.4	22.294	25.3	1:06.334
3 -	21.546	24.532	102.3	18.843	96.3	1:04.921	12 -	2:05.916	24.168	103.2	17.427	96.7	2:47.511
4 -	21.122	25.097	105.7	18.339	95.2	1:04.558	13 -	20.108	23.608	106.7	17.143	<i>97.8</i>	1:00.859
5 -	21.501	24.302	105.7	18.141	94.9	1:03.944	14 -	<i>19.957</i>	23.514	107.9	17.857	94.9	1:01.328
6 -	20.310	23.839	107.2	18.292	93.9	1:02.441	15 -	20.159	23.582	107.0	<i>16.811</i>	97.0	1:00.552
7 -	20.416	23.933	106.9	18.085	95.6	1:02.434	16 -	20.235	<i>23.433</i>	108.1	17.252	95.6	1:00.920
8 -	20.550	24.011	<i>108.4</i>	17.852	95.5	1:02.413	17 -	20.248	23.706	107.0	17.376	97.7	1:01.330
9 -	20.224	23.905	107.9	17.300	96.7	1:01.429	18 -	20.273	23.597	108.1	17.843	95.1	1:01.713
99	Kasey WYATT C Repli-Cast UK												
1 -	Out	30.162	86.3	21.189	84.1	1:15.522	9 -	20.995	25.013	104.0	21.347	30.1	1:07.355
2 -	22.224	26.774	95.7	19.200	88.2	1:08.198	10 -	1:15.400	24.190	104.5	17.524	97.0	1:57.114
3 -	21.945	27.107	96.0	19.309	91.8	1:08.361	11 -	20.356	27.946	68.1	22.272	30.4	1:10.574
4 -	21.525	25.758	103.2	18.546	93.7	1:05.829	12 -	1:11.860	24.612	103.2	<i>17.278</i>	<i>97.7</i>	1:53.750
5 -	20.574	27.043	88.0	18.612	92.6	1:06.229	13 -	19.857	23.881	104.9	17.364	95.7	1:01.102
6 -	21.121	25.612	102.8	18.261	94.0	1:04.994	14 -	19.699	23.908	<i>106.0</i>	17.452	94.4	1:01.059
7 -	20.710	25.247	102.5	18.131	94.0	1:04.088	15 -	<i>19.693</i>	<i>23.858</i>	105.2	22.537	25.9	1:06.088
8 -	20.928	24.933	104.2	20.114	89.8	1:05.975	16 -	1:21.569	25.992	92.7	21.591	32.7	2:09.152

2009 Relentless British 125GP Championship & ACU Academy Cup

FREE PRACTICE 1 - SPEED TRAPS

SECTOR 1				SECTOR 2			FINISH LINE		
POS	NO	NAME	MPH	NO	NAME	MPH	NO	NAME	MPH
1				50	Tim HASTINGS	112.8	6	Martin GLOSSOP	102.3
2				6	Martin GLOSSOP	112.0	8	Brian CLARK	102.1
3				8	Brian CLARK	111.7	50	Tim HASTINGS	102.1
4				96	Ryan SAXELBY	111.1	96	Ryan SAXELBY	102.1
5				28	Jon VINCENT	110.6	61	Paul JORDAN	101.5
6				61	Paul JORDAN	110.4	26	Nicole McALEER	101.4
7				66	Tom HAYWARD	110.4	66	Tom HAYWARD	101.1
8				10	Peter SUTHERLAND	110.2	28	Jon VINCENT	100.6
9				16	Shaun HORSMAN	110.2	10	Peter SUTHERLAND	100.2
10				26	Nicole McALEER	110.2	13	Rob GUIVER	99.6
11				29	James LODGE	110.2	7	Deane BROWN	99.4
12				2	Robbie STEWART	109.7	16	Shaun HORSMAN	99.4
13				13	Rob GUIVER	109.7	29	James LODGE	99.4
14				41	Shaun WINFIELD	109.3	11	Tom WEEDEN	99.3
15				72	Connor BEHAN	109.3	24	Ben BARRETT	98.8
16				7	Deane BROWN	109.1	87	Lee COSTELLO	98.8
17				11	Tom WEEDEN	108.9	72	Connor BEHAN	98.4
18				87	Lee COSTELLO	108.9	46	Ross WALKER	98.1
19				97	Sammi TASKER	108.4	77	Taylor MACKENZIE	98.1
20				46	Ross WALKER	107.9	2	Robbie STEWART	98.0
21				69	Joshua HARLAND	107.4	35	Elliot LODGE	98.0
22				22	Matthew PAULO	107.2	69	Joshua HARLAND	98.0
23				77	Taylor MACKENZIE	107.2	91	Ian STANFORD	98.0
24				35	Elliot LODGE	107.0	97	Sammi TASKER	97.8
25				24	Ben BARRETT	106.9	19	Michael HILL	97.7
26				4	Philip WAKEFIELD	106.5	99	Kasey WYATT	97.7
27				19	Michael HILL	106.4	41	Shaun WINFIELD	97.1
28				91	Ian STANFORD	106.4	22	Matthew PAULO	96.8
29				99	Kasey WYATT	106.0	17	John McPHEE	96.7
30				17	John McPHEE	105.7	4	Philip WAKEFIELD	96.0
31				9	Niall CAMPBELL	104.9	9	Niall CAMPBELL	93.7
32				21	Tom STANFORD	102.1	21	Tom STANFORD	93.6
33				52	Adam BLACKLOCK	100.9	52	Adam BLACKLOCK	91.4

2009 Relentless British 125GP Championship & ACU Academy Cup

FREE PRACTICE 1 - BEST SECTOR TIMES

SECTOR 1			SECTOR 2			SECTOR 3			IDEAL / BEST COMPARISON						
POS	NO	NAME	TIME	NO	NAME	TIME	NO	NAME	TIME	POS	NO	NAME	IDEAL	BEST	DIFF
1	13	GUIVER	17.851	50	HASTINGS	21.232	6	GLOSSOP	15.828	1	6	GLOSSOP	55.075	55.090	0.015
2	72	BEHAN	17.872	72	BEHAN	21.318	8	CLARK	15.918	2	50	HASTINGS	55.172	55.460	0.288
3	6	GLOSSOP	17.881	6	GLOSSOP	21.366	50	HASTINGS	15.939	3	72	BEHAN	55.214	55.559	0.345
4	50	HASTINGS	18.001	8	CLARK	21.418	29	LODGE	15.977	4	13	GUIVER	55.398	55.568	0.170
5	7	BROWN	18.019	13	GUIVER	21.517	2	STEWART	16.011	5	8	CLARK	55.562	55.562	0.000
6	2	STEWART	18.047	2	STEWART	21.588	72	BEHAN	16.024	6	2	STEWART	55.646	55.646	0.000
7	29	LODGE	18.099	28	VINCENT	21.616	13	GUIVER	16.030	7	29	LODGE	55.749	55.783	0.034
8	61	JORDAN	18.161	61	JORDAN	21.623	66	HAYWARD	16.048	8	7	BROWN	55.838	55.838	0.000
9	96	SAXELBY	18.217	29	LODGE	21.673	7	BROWN	16.112	9	61	JORDAN	55.931	56.049	0.118
10	8	CLARK	18.226	66	HAYWARD	21.694	61	JORDAN	16.147	10	66	HAYWARD	55.983	55.983	0.000
11	28	VINCENT	18.228	7	BROWN	21.707	96	SAXELBY	16.232	11	28	VINCENT	56.095	56.421	0.326
12	66	HAYWARD	18.241	87	COSTELLO	21.846	87	COSTELLO	16.233	12	96	SAXELBY	56.516	56.633	0.117
13	16	HORSMAN	18.440	77	MACKENZIE	21.897	28	VINCENT	16.251	13	87	COSTELLO	56.628	56.733	0.105
14	22	PAULO	18.469	26	McALEER	22.010	77	MACKENZIE	16.301	14	77	MACKENZIE	56.772	56.772	0.000
15	46	WALKER	18.504	16	HORSMAN	22.067	46	WALKER	16.315	15	16	HORSMAN	56.830	57.162	0.332
16	87	COSTELLO	18.549	96	SAXELBY	22.067	16	HORSMAN	16.323	16	22	PAULO	57.012	57.103	0.091
17	77	MACKENZIE	18.574	22	PAULO	22.109	22	PAULO	16.434	17	4	WAKEFIELD	57.178	57.411	0.233
18	4	WAKEFIELD	18.578	4	WAKEFIELD	22.118	10	SUTHERLAND	16.479	18	46	WALKER	57.250	57.370	0.120
19	41	WINFIELD	18.795	41	WINFIELD	22.135	4	WAKEFIELD	16.482	19	26	McALEER	57.537	57.727	0.190
20	19	HILL	18.798	10	SUTHERLAND	22.209	26	McALEER	16.573	20	10	SUTHERLAND	57.571	58.191	0.620
21	10	SUTHERLAND	18.883	17	McPHEE	22.377	17	McPHEE	16.583	21	41	WINFIELD	57.656	57.927	0.271
22	26	McALEER	18.954	46	WALKER	22.431	41	WINFIELD	16.726	22	17	McPHEE	57.987	58.081	0.094
23	17	McPHEE	19.027	19	HILL	22.654	91	STANFORD	16.742	23	19	HILL	58.352	58.352	0.000
24	21	STANFORD	19.336	91	STANFORD	22.769	97	TASKER	16.811	24	91	STANFORD	58.864	58.937	0.073
25	91	STANFORD	19.353	24	BARRETT	23.063	11	WEEDEN	16.812	25	11	WEEDEN	59.491	59.896	0.405
26	69	HARLAND	19.354	52	BLACKLOCK	23.077	19	HILL	16.900	26	24	BARRETT	59.878	1:00.016	0.138
27	11	WEEDEN	19.372	11	WEEDEN	23.307	69	HARLAND	16.978	27	21	STANFORD	59.885	1:00.304	0.419
28	52	BLACKLOCK	19.528	21	STANFORD	23.386	9	CAMPBELL	17.108	28	69	HARLAND	59.914	1:00.161	0.247
29	24	BARRETT	19.651	97	TASKER	23.433	35	LODGE	17.125	29	52	BLACKLOCK	1:00.083	1:00.083	0.000
30	99	WYATT	19.693	9	CAMPBELL	23.546	21	STANFORD	17.163	30	97	TASKER	1:00.201	1:00.552	0.351
31	97	TASKER	19.957	69	HARLAND	23.582	24	BARRETT	17.164	31	9	CAMPBELL	1:00.670	1:00.670	0.000
32	9	CAMPBELL	20.016	35	LODGE	23.645	99	WYATT	17.278	32	99	WYATT	1:00.829	1:01.059	0.230
33	35	LODGE	20.175	99	WYATT	23.858	52	BLACKLOCK	17.478	33	35	LODGE	1:00.945	1:01.218	0.273

Perfect Lap	54.911
-------------	--------

2009 Relentless British 125GP Championship & ACU Academy Cup

FREE PRACTICE 2 - CLASSIFICATION

POS	NO	CL	NAME	ENTRY	TIME	ON	LAPS	GAP	DIFF	MPH
1	29		James LODGE	Honda - KRP / Earnshaws Motorcycles	1:01.383	14	14			74.56
2	87		Lee COSTELLO	Honda - Vent-Axia / www.sp125racing.com	1:02.247	10	14	0.864	0.864	73.52
3	13		Rob GUIVER	Honda - SP125 / RG Racing	1:02.433	10	10	1.050	0.186	73.30
4	7	C	Deane BROWN	Honda - Colin Appleyard / Macadam Racing	1:02.892	13	15	1.509	0.459	72.77
5	72		Connor BEHAN	Honda - SP125 / Express Forklifts	1:03.044	13	13	1.661	0.152	72.59
6	6		Martin GLOSSOP	Seel Honda - KRP / Bradley Smith Racing	1:03.489	7	9	2.106	0.445	72.08
7	4		Philip WAKEFIELD	Honda - PWR / Sandbach Scrap Metal	1:03.723	16	16	2.340	0.234	71.82
8	16		Shaun HORSMAN	Honda - Symitry I.T. North	1:03.736	13	13	2.353	0.013	71.80
9	46	C	Ross WALKER	Honda - Ross Walker Racing	1:03.774	12	13	2.391	0.038	71.76
10	61		Paul JORDAN	Honda - KRP / Bradley Smith Racing	1:04.290	6	7	2.907	0.516	71.18
11	21		Tom STANFORD	Honda - Stanford Racing	1:04.322	14	17	2.939	0.032	71.15
12	77	C	Taylor MACKENZIE	Honda - MMCG Motorpoint	1:04.371	12	13	2.988	0.049	71.09
13	50	C	Tim HASTINGS	Honda - KRP / Bradley Smith Racing	1:04.480	10	10	3.097	0.109	70.97
14	66		Tom HAYWARD	Honda - KRP / Daniel Weston Racing	1:04.866	4	6	3.483	0.386	70.55
15	2		Robbie STEWART	Honda - Repli-Cast UK	1:04.990	13	13	3.607	0.124	70.42
16	26	C	Nicole McALEER	Honda - Megabikes.ie	1:05.334	16	16	3.951	0.344	70.05
17	19		Michael HILL	Honda - TABOO Motorsport	1:05.729	14	14	4.346	0.395	69.63
18	22	C	Matthew PAULO	Honda - Paulo Racing	1:06.089	10	11	4.706	0.360	69.25
19	99	C	Kasey WYATT	Honda - Repli-Cast UK	1:06.333	12	12	4.950	0.244	68.99
20	97	C	Sammi TASKER	Honda - Team Tasker	1:06.990	13	14	5.607	0.657	68.32
21	24		Ben BARRETT	Honda - SP125Racing / Lowerdale Autos	1:07.130	12	12	5.747	0.140	68.17
22	10	C	Peter SUTHERLAND	Aprillia - Kinpac Racing	1:07.431	2	2	6.048	0.301	67.87
23	52	C	Adam BLACKLOCK	Honda - Repli-Cast UK	1:07.655	8	11	6.272	0.224	67.64
24	11	C	Tom WEEDEN	Honda - TABOO Motorsport Junior Team	1:07.865	13	16	6.482	0.210	67.43
25	35	C	Elliot LODGE	Honda - Spike Racing	1:08.334	10	11	6.951	0.469	66.97
26	91		Ian STANFORD	Honda - Stanford Racing	1:08.393	13	17	7.010	0.059	66.91
27	41	C	Shaun WINFIELD	Honda - TAG Triumph	1:09.004	5	7	7.621	0.611	66.32
28	69	C	Joshua HARLAND	Honda -	1:10.437	11	12	9.054	1.433	64.97
29	9	C	Niall CAMPBELL	Honda - Kinpac Racing	1:14.864	4	5	13.481	4.427	61.13
30	17	C	John McPHEE	Honda - McPhee Racing		0	0			

Weather / Track : Rain / Wet

Knockhill
Circuit Length = 1.2713 miles
Start: 15:50 End: 16:12

2009 Relentless British 125GP Championship & ACU Academy Cup

FREE PRACTICE 2 - SECTOR ANALYSIS

2	Robbie STEWART				Repli-Cast UK								
1-	Out	30.379	96.6	20.097	92.1	1:16.799	8-	21.636	26.514	103.6	19.361	91.2	1:07.511
2-	23.746	27.643	103.4	23.033	31.7	1:14.422	9-	22.110	26.783	102.6	19.877	90.9	1:08.770
3-	2:08.873	27.928	101.8	19.313	91.6	2:56.114	10-	22.079	27.408	100.6	18.857	90.7	1:08.344
4-	22.854	26.937	103.1	19.077	91.2	1:08.868	11-	22.031	25.964	102.6	18.962	92.2	1:06.957
5-	22.279	26.722	102.6	19.188	91.1	1:08.189	12-	21.169	25.520	103.2	18.793	91.6	1:05.482
6-	22.123	26.822	103.1	19.116	91.7	1:08.061	13-	21.115	25.285	103.2	18.590	91.2	1:04.990
7-	21.770	26.593	102.9	18.957	92.2	1:07.320							
4	Philip WAKEFIELD				PWR / Sandbach Scrap Metal								
1-	Out	30.663	92.6	20.207	90.1	1:18.344	9-	22.009	26.232	100.6	18.549	90.8	1:06.790
2-	22.931	26.818	100.6	19.499	90.6	1:09.248	10-	21.415	25.133	101.5	18.529	90.8	1:05.077
3-	22.258	25.954	99.9	18.999	90.6	1:07.211	11-	21.426	25.313	101.4	18.562	90.8	1:05.301
4-	22.869	27.464	101.2	18.728	91.2	1:09.061	12-	21.088	25.188	101.4	18.418	91.1	1:04.694
5-	21.887	26.661	99.6	19.225	91.3	1:07.773	13-	21.137	25.184	102.3	18.571	91.4	1:04.892
6-	22.772	25.657	100.6	22.294	33.1	1:10.723	14-	20.870	24.947	101.5	18.463	91.7	1:04.280
7-	1:15.029	26.569	102.6	22.039	81.6	2:03.637	15-	21.045	25.760	101.2	18.090	91.6	1:04.895
8-	22.995	25.860	103.1	18.848	91.2	1:07.703	16-	20.639	24.599	102.6	18.485	91.8	1:03.723
6	Martin GLOSSOP				KRP / Bradley Smith Racing								
1-	Out	27.243	102.0	19.813	94.5	1:12.234	6-	21.183	26.637	107.4	18.397	96.1	1:06.217
2-	22.257	26.180	106.9	19.289	95.5	1:07.726	7-	20.689	24.811	106.5	17.989	96.6	1:03.489
3-	21.509	25.406	106.9	18.457	96.7	1:05.372	8-	20.564	24.827	106.0	18.293	94.3	1:03.684
4-	21.062	24.865	109.3	19.024	94.9	1:04.951	9-	22.283	25.341	105.5	22.083	33.8	1:09.707
5-	22.113	25.896	107.4	18.223	96.6	1:06.232							
7	Deane BROWN				C Colin Appleyard / Macadam Racing								
1-	Out	31.701	97.1	20.567	90.6	1:17.663	9-	21.027	25.632	105.0	19.267	91.6	1:05.926
2-	23.877	28.809	100.0	19.415	91.7	1:12.101	10-	21.842	25.399	104.4	18.404	93.5	1:05.645
3-	22.153	26.926	102.8	23.183	31.3	1:12.262	11-	21.012	25.463	104.4	17.857	93.6	1:04.332
4-	3:43.064	27.830	100.3	19.684	91.6	4:30.578	12-	20.651	25.216	104.5	17.861	93.2	1:03.728
5-	23.591	26.537	103.9	18.810	92.3	1:08.938	13-	20.290	24.641	105.0	17.961	92.8	1:02.892
6-	21.775	26.509	102.3	18.959	91.9	1:07.243	14-	20.288	24.849	104.2	18.176	93.3	1:03.313
7-	21.729	25.847	104.9	18.296	93.1	1:05.872	15-	21.020	25.200	104.0	17.705	93.7	1:03.925
8-	20.980	25.578	104.4	18.308	93.9	1:04.866							
9	Niall CAMPBELL				C Kinpac Racing								
1-	Out	32.878	95.6	27.431	26.1	1:26.232	4-	25.050	28.948	99.4	20.866	87.3	1:14.864
2-	3:23.298	30.451	99.1	24.551	31.7	4:18.300	5-	24.245	26.909	101.7	28.458	30.6	1:19.612
3-	2:01.235	30.243	97.4	20.637	89.0	2:52.115							
10	Peter SUTHERLAND				C Kinpac Racing								
1-	Out	27.125	107.7	18.943	99.3	1:06.817	2-	22.546	26.202	105.5	18.683	98.4	1:07.431
11	Tom WEEDEN				C TABOO Motorsport Junior Team								
1-	Out	31.719	88.4	21.331	93.5	1:18.609	9-	23.225	26.676	102.3	19.285	94.9	1:09.186
2-	24.889	28.943	100.8	27.089	25.0	1:20.921	10-	22.969	27.051	103.6	19.504	93.7	1:09.524
3-	1:21.782	28.037	99.7	20.575	94.0	2:10.394	11-	22.850	26.658	103.7	19.376	94.3	1:08.884
4-	24.591	28.017	102.9	19.971	94.0	1:12.579	12-	22.477	27.022	102.9	19.238	94.7	1:08.737
5-	23.785	28.551	102.1	20.049	94.4	1:12.385	13-	22.309	26.495	102.9	19.061	94.7	1:07.865
6-	23.722	28.354	101.5	24.727	29.3	1:16.803	14-	22.001	26.661	103.7	19.503	93.3	1:08.165
7-	1:12.205	28.089	103.2	19.651	93.5	1:59.945	15-	22.317	26.497	102.5	19.435	93.9	1:08.249
8-	23.743	26.887	103.6	19.799	93.3	1:10.429	16-	22.096	26.844	102.5	19.308	93.2	1:08.248
13	Rob GUIVER				SP125 / RG Racing								
1-	Out	27.907	98.8	23.509	33.4	4:17.065	6-	20.676	24.448	104.0	17.962	94.0	1:03.086
2-	2:25.707	26.040	99.7	19.052	91.1	3:10.799	7-	20.432	24.309	104.9	17.800	94.0	1:02.541
3-	21.723	25.922	98.5	22.506	35.7	1:10.151	8-	20.552	25.386	104.2	18.049	93.1	1:03.987
4-	2:34.068	25.436	104.5	18.691	94.9	3:18.195	9-	20.367	24.427	104.0	18.145	96.1	1:02.939
5-	21.816	25.320	103.1	18.080	93.9	1:05.216	10-	20.464	24.249	104.9	17.720	93.7	1:02.433
16	Shaun HORSMAN				Symtry I.T. North								
1-	Out	28.831	100.2	23.027	32.2	1:16.499	8-	21.671	25.437	106.0	18.662	95.2	1:05.770

Knockhill
Circuit Length = 1.2713 miles
Start: 15:50 End: 16:12

Weather / Track : Rain / Wet

2009 Relentless British 125GP Championship & ACU Academy Cup

FREE PRACTICE 2 - SECTOR ANALYSIS

2-	2:34.808	27.890	102.6	19.781	93.9	3:22.479	9-	21.694	25.767	105.4	18.112	95.3	1:05.573
3-	22.813	26.560	105.4	23.970	33.5	1:13.343	10-	21.727	25.648	<i>106.5</i>	18.223	93.3	1:05.598
4-	2:07.260	27.166	104.2	19.319	94.9	2:53.745	11-	21.459	24.987	105.4	18.585	93.5	1:05.031
5-	22.558	26.081	105.5	19.080	95.1	1:07.719	12-	21.428	26.106	98.8	18.693	93.9	1:06.227
6-	22.157	25.815	104.7	18.611	<i>95.7</i>	1:06.583	13-	<i>20.913</i>	<i>24.810</i>	105.4	<i>18.013</i>	93.7	1:03.736
7-	21.963	25.531	106.2	19.045	94.3	1:06.539							
17	John McPHEE						C	McPhee Racing					
19	Michael HILL							TABOO Motorsport					
1-	Out	31.484	92.7	23.640	37.2	1:20.889	8-	22.587	27.471	102.0	18.959	<i>94.0</i>	1:09.017
2-	2:58.608	28.795	100.0	19.816	93.3	3:47.219	9-	22.129	26.730	101.5	19.174	92.2	1:08.033
3-	22.566	27.143	101.8	19.462	93.9	1:09.171	10-	21.698	26.531	101.4	18.962	92.1	1:07.191
4-	22.752	27.541	101.8	22.482	32.7	1:12.775	11-	21.667	26.087	<i>102.6</i>	18.606	92.4	1:06.360
5-	1:15.483	27.680	101.1	19.223	93.2	2:02.386	12-	21.553	26.887	101.5	18.734	93.6	1:07.174
6-	22.386	26.945	102.0	22.426	33.1	1:11.757	13-	21.536	26.348	102.0	18.635	93.3	1:06.519
7-	59.799	27.141	102.1	19.261	93.2	1:46.201	14-	<i>21.425</i>	<i>25.826</i>	<i>102.6</i>	<i>18.478</i>	93.3	1:05.729
21	Tom STANFORD							Stanford Racing					
1-	Out	29.938	95.6	20.378	90.0	1:11.829	10-	21.850	25.878	99.9	18.377	91.6	1:06.105
2-	23.796	28.153	99.1	22.815	42.2	1:14.764	11-	21.327	25.759	99.4	18.605	91.4	1:05.691
3-	1:44.933	27.712	97.8	19.387	91.2	2:32.032	12-	21.415	25.598	100.5	18.365	91.9	1:05.378
4-	22.485	28.315	96.7	19.884	92.3	1:10.684	13-	21.381	26.490	<i>100.9</i>	18.827	<i>92.6</i>	1:06.698
5-	22.658	27.848	99.9	18.903	91.8	1:09.409	14-	20.993	<i>25.210</i>	<i>100.9</i>	<i>18.119</i>	91.8	1:04.322
6-	22.720	27.047	99.6	18.650	91.9	1:08.417	15-	21.128	25.241	100.6	18.489	90.9	1:04.858
7-	22.479	27.507	99.6	18.893	91.4	1:08.879	16-	<i>20.892</i>	25.407	100.6	18.334	91.4	1:04.633
8-	22.336	26.245	99.6	18.676	90.6	1:07.257	17-	21.070	25.787	99.7	18.674	90.6	1:05.531
9-	21.692	26.050	99.6	18.623	91.6	1:06.365							
22	Matthew PAULO						C	Paulo Racing					
1-	Out	30.458	93.7	20.371	88.3	1:17.979	7-	22.394	27.118	99.3	18.957	89.2	1:08.469
2-	24.923	28.017	96.7	19.546	88.5	1:12.486	8-	23.307	26.486	100.6	18.935	89.5	1:08.728
3-	24.208	27.384	94.8	26.666	27.0	1:18.258	9-	22.620	25.960	99.6	18.686	89.1	1:07.266
4-	4:01.256	27.619	99.1	19.541	87.7	4:48.416	10-	<i>22.000</i>	<i>25.722</i>	<i>102.0</i>	<i>18.367</i>	<i>90.8</i>	1:06.089
5-	22.943	26.382	99.7	19.250	89.1	1:08.575	11-	22.202	26.046	100.9	18.488	90.6	1:06.736
6-	22.553	25.941	99.3	19.336	90.4	1:07.830							
24	Ben BARRETT							SP125Racing / Lowerdale Autos					
1-	Out	30.330	97.4	20.420	92.9	1:17.280	7-	22.908	26.934	101.4	20.295	92.6	1:10.137
2-	25.207	28.701	99.0	19.778	91.1	1:13.686	8-	23.717	27.121	102.5	19.057	<i>93.7</i>	1:09.895
3-	24.291	28.067	100.5	25.319	30.0	1:17.677	9-	22.746	26.623	102.3	19.255	92.9	1:08.624
4-	4:02.638	28.257	99.3	19.949	91.8	4:50.844	10-	22.675	26.270	<i>102.9</i>	19.180	93.3	1:08.125
5-	23.836	27.349	101.1	19.588	92.4	1:10.773	11-	22.401	26.159	102.0	19.165	92.6	1:07.725
6-	23.254	27.197	100.2	19.744	92.7	1:10.195	12-	<i>22.215</i>	<i>25.964</i>	102.8	<i>18.951</i>	91.9	1:07.130
26	Nicole McALEER						C	Megabikes.ie					
1-	Out	30.346	100.2	20.754	94.3	1:17.483	9-	22.059	26.917	102.9	18.966	95.3	1:07.942
2-	24.021	27.946	100.3	19.549	95.2	1:11.516	10-	22.037	26.749	103.2	18.810	95.1	1:07.596
3-	23.739	28.278	102.3	19.740	95.3	1:11.757	11-	22.138	26.130	104.0	18.972	94.7	1:07.240
4-	23.322	27.612	102.3	19.688	<i>96.6</i>	1:10.622	12-	22.189	26.301	102.6	19.362	94.8	1:07.852
5-	22.476	26.463	103.9	18.802	94.5	1:07.741	13-	21.931	26.398	103.7	18.799	95.1	1:07.128
6-	22.932	27.810	102.1	19.247	<i>96.6</i>	1:09.989	14-	22.043	25.650	<i>105.2</i>	<i>18.535</i>	94.9	1:06.228
7-	22.770	26.386	103.2	19.244	95.1	1:08.400	15-	21.550	<i>25.360</i>	105.0	18.688	96.1	1:05.598
8-	22.569	26.835	101.8	19.089	95.3	1:08.493	16-	<i>20.983</i>	25.623	104.0	18.728	95.7	1:05.334
29	James LODGE							KRP / Earnshaws Motorcycles					
1-	Out	26.975	104.7	18.808	96.6	1:07.921	8-	21.330	24.337	106.4	17.682	95.9	1:03.349
2-	22.046	25.626	104.9	18.302	95.9	1:05.974	9-	20.425	24.029	<i>106.5</i>	17.721	95.6	1:02.175
3-	21.573	25.602	105.2	18.168	95.5	1:05.343	10-	20.640	24.731	106.4	19.261	94.9	1:04.632
4-	20.987	25.186	<i>106.5</i>	18.259	<i>96.8</i>	1:04.432	11-	20.832	24.655	105.7	17.749	95.2	1:03.236
5-	21.127	25.025	102.3	17.627	95.9	1:03.779	12-	20.419	24.701	105.2	17.655	94.9	1:02.775
6-	21.815	25.006	<i>106.5</i>	18.867	95.6	1:05.688	13-	20.373	24.501	104.9	18.200	91.6	1:03.074
7-	20.628	24.615	105.0	19.345	95.7	1:04.588	14-	<i>20.129</i>	<i>23.789</i>	105.8	<i>17.465</i>	95.6	1:01.383

Knockhill
Circuit Length = 1.2713 miles
Start: 15:50 End: 16:12

Weather / Track : Rain / Wet

2009 Relentless British 125GP Championship & ACU Academy Cup

FREE PRACTICE 2 - SECTOR ANALYSIS

35	Elliot LODGE				C Spike Racing								
1-	Out	30.346	93.5	20.024	93.3	1:20.512	7-	23.563	27.360	103.6	19.515	93.9	1:10.438
2-	24.313	28.086	100.5	19.227	94.8	1:11.626	8-	23.683	27.470	103.2	27.492	24.4	1:18.645
3-	23.153	27.858	102.8	19.232	<i>95.3</i>	1:10.243	9-	1:32.771	30.035	101.1	19.186	94.1	2:21.992
4-	23.348	27.247	103.2	19.331	93.5	1:09.926	10-	<i>22.997</i>	<i>26.554</i>	<i>105.0</i>	<i>18.783</i>	94.5	1:08.334
5-	24.766	27.909	102.9	18.907	94.0	1:11.582	11-	23.993	27.217	102.8	26.125	25.6	1:17.335
6-	23.069	27.244	103.4	19.426	92.2	1:09.739							
41	Shaun WINFIELD				C TAG Triumph								
1-	Out	30.549	86.9	22.318	88.4	1:17.197	5-	<i>22.664</i>	<i>26.492</i>	101.2	<i>19.848</i>	90.4	1:09.004
2-	24.648	28.391	98.5	27.015	25.9	1:20.054	6-	23.083	27.183	<i>101.7</i>	21.745	84.0	1:12.011
3-	3:30.331	28.063	96.8	20.568	90.0	4:18.962	7-	24.622	27.493	96.1	24.746	32.6	1:16.861
4-	23.663	27.047	99.7	20.280	<i>90.6</i>	1:10.990							
46	Ross WALKER				C Ross Walker Racing								
1-	Out	29.491	95.7	24.110	32.6	1:18.892	8-	21.671	25.817	104.7	18.793	95.1	1:06.281
2-	1:53.816	27.673	98.1	23.778	32.3	2:45.267	9-	21.779	25.845	104.0	18.098	94.8	1:05.722
3-	1:25.892	27.359	101.2	19.384	92.7	2:12.635	10-	21.308	25.339	104.7	17.973	94.7	1:04.620
4-	22.624	26.459	103.2	18.940	93.6	1:08.023	11-	<i>20.897</i>	25.168	104.4	18.132	94.5	1:04.197
5-	22.402	25.947	104.4	18.558	94.4	1:06.907	12-	20.946	<i>25.071</i>	104.7	<i>17.757</i>	<i>95.5</i>	1:03.774
6-	22.037	26.235	105.4	18.261	94.7	1:06.533	13-	22.055	25.631	<i>105.7</i>	17.772	95.2	1:05.458
7-	21.589	25.681	104.5	18.460	94.7	1:05.730							
50	Tim HASTINGS				C KRP / Bradley Smith Racing								
1-	Out	28.620	104.4	19.461	97.1	1:11.441	6-	22.285	25.938	106.5	19.138	96.8	1:07.361
2-	22.901	26.305	106.4	18.808	<i>97.8</i>	1:08.014	7-	21.708	25.294	106.4	18.772	94.8	1:05.774
3-	22.740	26.354	<i>109.3</i>	19.594	94.1	1:08.688	8-	21.884	25.127	105.4	18.625	93.9	1:05.636
4-	22.335	26.870	105.2	21.494	45.7	1:10.699	9-	21.617	24.985	104.7	18.438	94.1	1:05.040
5-	2:12.666	25.314	107.0	18.636	96.8	2:56.616	10-	<i>21.311</i>	<i>24.881</i>	102.9	<i>18.288</i>	94.3	1:04.480
52	Adam BLACKLOCK				C Repli-Cast UK								
1-	Out	28.965	96.6	20.901	88.1	1:13.760	7-	22.361	26.578	98.5	19.119	89.1	1:08.058
2-	25.375	28.469	99.0	24.513	27.5	1:18.357	8-	22.401	26.165	<i>101.4</i>	<i>19.089</i>	<i>90.1</i>	1:07.655
3-	2:13.312	27.308	98.5	20.375	89.0	3:00.995	9-	22.467	<i>26.080</i>	97.8	19.154	89.6	1:07.701
4-	22.861	27.204	96.0	22.789	32.1	1:12.854	10-	<i>22.002</i>	26.669	98.3	22.303	34.3	1:10.974
5-	1:41.990	27.112	97.7	20.414	88.5	2:29.516	11-	1:00.041	26.323	98.3	19.162	88.1	1:45.526
6-	22.589	26.179	99.3	19.575	89.2	1:08.343							
61	Paul JORDAN				C KRP / Bradley Smith Racing								
1-	Out	29.806	98.8	19.716	96.3	1:14.186	5-	21.086	25.143	107.2	18.881	97.0	1:05.110
2-	23.308	26.224	107.4	19.153	96.3	1:08.685	6-	<i>20.815</i>	<i>24.976</i>	107.2	<i>18.499</i>	96.7	1:04.290
3-	21.858	26.155	106.9	18.996	<i>97.5</i>	1:07.009	7-	20.886	27.893	92.4	23.666	31.6	1:12.445
4-	22.180	26.742	<i>107.5</i>	18.669	97.3	1:07.591							
66	Tom HAYWARD				C KRP / Daniel Weston Racing								
1-	Out	29.973	100.5	20.201	94.3	1:16.152	4-	21.520	<i>25.152</i>	106.9	<i>18.194</i>	<i>96.8</i>	1:04.866
2-	23.216	26.843	105.8	19.005	<i>96.8</i>	1:09.064	5-	<i>21.322</i>	25.592	<i>107.4</i>	18.559	95.7	1:05.473
3-	21.904	26.268	106.0	18.642	96.1	1:06.814	6-	22.288	26.420	72.5	27.811	34.6	1:16.519
69	Joshua HARLAND				C								
1-	Out	35.788	78.0	27.176	32.7	1:28.729	7-	23.377	27.769	102.3	20.006	92.1	1:11.152
2-	4:05.416	32.411	84.8	21.764	90.2	4:59.591	8-	23.318	27.846	101.8	19.845	92.7	1:11.009
3-	25.015	29.973	95.3	20.131	90.9	1:15.119	9-	23.519	28.113	101.7	19.938	93.3	1:11.570
4-	25.472	29.434	96.7	20.253	93.3	1:15.159	10-	23.714	<i>27.632</i>	102.5	<i>19.482</i>	<i>93.7</i>	1:10.828
5-	24.293	28.902	99.0	20.932	90.6	1:14.127	11-	23.092	27.697	102.3	19.648	93.3	1:10.437
6-	23.874	28.265	100.9	20.110	92.8	1:12.249	12-	<i>23.030</i>	27.925	<i>102.8</i>	24.303	27.8	1:15.258
72	Connor BEHAN				C SP125 / Express Forklifts								
1-	Out	28.150	99.7	19.933	91.8	1:11.787	8-	20.966	<i>24.318</i>	102.6	18.263	92.4	1:03.547
2-	22.770	26.716	102.1	19.050	91.7	1:08.536	9-	20.724	24.928	102.6	18.464	92.8	1:04.116
3-	21.841	25.360	102.1	22.767	28.8	1:09.968	10-	21.429	26.863	101.4	20.441	77.5	1:08.733
4-	2:13.472	25.580	101.7	18.812	92.1	2:57.864	11-	21.886	25.624	102.0	21.778	32.1	1:09.288
5-	21.192	25.114	<i>103.1</i>	18.567	92.7	1:04.873	12-	2:00.994	25.175	101.7	18.487	92.9	2:44.656

Knockhill
Circuit Length = 1.2713 miles
Start: 15:50 End: 16:12

Weather / Track : Rain / Wet

2009 Relentless British 125GP Championship & ACU Academy Cup

FREE PRACTICE 2 - SECTOR ANALYSIS

6-	21.439	25.231	102.9	18.709	<i>93.7</i>	1:05.379	13-	<i>20.464</i>	24.609	<i>103.1</i>	<i>17.971</i>	92.6	1:03.044
7-	21.554	25.221	100.9	18.535	92.6	1:05.310							
77	Taylor MACKENZIE			C MMCG Motorpoint									
1-	Out	29.578	103.6	20.240	94.1	1:13.211	8-	21.700	25.694	<i>106.0</i>	19.246	94.8	1:06.640
2-	23.843	27.221	103.9	19.458	94.7	1:10.522	9-	22.619	26.003	103.1	18.848	<i>95.3</i>	1:07.470
3-	22.798	26.599	105.2	19.564	94.1	1:08.961	10-	21.522	25.975	102.6	18.872	94.8	1:06.369
4-	22.783	26.868	104.9	19.351	95.2	1:09.002	11-	21.067	<i>24.970</i>	105.4	18.541	94.4	1:04.518
5-	22.499	26.030	105.7	18.875	95.1	1:07.404	12-	<i>20.888</i>	25.103	104.2	<i>18.380</i>	94.8	1:04.371
6-	22.041	25.821	104.9	18.964	94.4	1:06.826	13-	22.101	26.793	102.1	25.011	26.5	1:13.905
7-	21.757	25.444	103.9	18.634	95.2	1:05.835							
87	Lee COSTELLO			Vent-Axia / www.sp125racing.com									
1-	Out	27.001	103.2	18.609	93.5	1:07.795	8-	1:39.889	25.608	101.8	18.059	93.9	2:23.556
2-	21.964	26.232	103.2	18.141	94.9	1:06.337	9-	20.201	25.519	100.9	18.258	93.6	1:03.978
3-	20.922	25.657	103.2	18.401	93.2	1:04.980	10-	<i>20.059</i>	24.550	102.8	17.638	94.4	1:02.247
4-	20.607	25.047	103.1	17.859	93.9	1:03.513	11-	20.090	24.601	104.4	17.765	93.3	1:02.456
5-	20.288	<i>24.255</i>	<i>104.5</i>	17.927	94.3	1:02.470	12-	20.147	25.054	102.9	17.738	<i>95.7</i>	1:02.939
6-	20.776	25.234	<i>104.5</i>	18.117	94.7	1:04.127	13-	20.160	24.630	101.5	<i>17.528</i>	94.5	1:02.318
7-	20.381	24.930	101.7	21.383	36.3	1:06.694	14-	20.391	24.405	102.5	17.586	94.3	1:02.382
91	Ian STANFORD			Stanford Racing									
1-	Out	30.292	94.9	21.447	90.6	1:15.930	10-	23.300	27.079	102.3	19.269	92.6	1:09.648
2-	25.141	28.440	98.4	20.836	91.3	1:14.417	11-	22.913	26.646	103.6	19.395	<i>93.2</i>	1:08.954
3-	24.291	27.761	101.2	20.230	91.8	1:12.282	12-	23.030	26.703	103.1	19.121	<i>93.2</i>	1:08.854
4-	23.939	26.882	101.8	19.968	92.3	1:10.789	13-	<i>22.635</i>	26.734	102.1	<i>19.024</i>	93.1	1:08.393
5-	23.435	27.136	102.0	20.131	91.8	1:10.702	14-	22.940	<i>26.584</i>	102.5	19.431	93.1	1:08.955
6-	23.225	26.715	102.0	19.557	91.2	1:09.497	15-	22.849	26.725	<i>104.2</i>	19.135	92.7	1:08.709
7-	23.093	27.450	102.1	19.592	91.8	1:10.135	16-	22.807	26.647	102.6	19.436	91.9	1:08.890
8-	23.577	27.368	102.1	19.534	92.9	1:10.479	17-	22.805	26.740	103.9	19.216	92.4	1:08.761
9-	23.299	27.169	102.8	19.491	91.7	1:09.959							
97	Sammi TASKER			C Team Tasker									
1-	Out	29.324	103.7	19.440	92.1	1:11.252	8-	22.293	26.177	<i>106.4</i>	20.473	89.5	1:08.943
2-	23.169	27.285	104.4	18.860	93.1	1:09.314	9-	22.639	25.954	<i>106.4</i>	19.248	93.7	1:07.841
3-	23.283	27.066	103.9	24.711	26.8	1:15.060	10-	22.480	26.504	103.4	19.414	94.1	1:08.398
4-	1:01.732	26.144	105.7	18.825	91.7	1:46.701	11-	23.171	26.920	102.9	22.796	36.0	1:12.887
5-	23.724	26.024	104.4	<i>18.641</i>	92.6	1:08.389	12-	1:30.006	26.387	105.4	18.702	92.1	2:15.095
6-	22.789	25.922	105.5	19.395	92.8	1:08.106	13-	<i>22.203</i>	<i>25.819</i>	105.7	18.968	<i>94.8</i>	1:06.990
7-	22.890	26.094	106.0	19.379	92.9	1:08.363	14-	22.211	26.066	104.7	23.782	27.2	1:12.059
99	Kasey WYATT			C Repli-Cast UK									
1-	Out	30.893	92.3	25.889	25.5	1:26.275	7-	23.436	27.111	103.6	19.593	93.5	1:10.140
2-	3:27.665	28.233	101.7	19.837	93.7	4:15.735	8-	22.900	26.535	102.9	18.864	94.4	1:08.299
3-	23.593	27.668	103.9	19.346	94.5	1:10.607	9-	<i>21.921</i>	25.988	103.9	18.901	94.0	1:06.810
4-	23.353	27.009	<i>104.7</i>	20.865	89.2	1:11.227	10-	21.925	26.578	<i>104.7</i>	22.299	34.7	1:10.802
5-	22.867	26.654	103.6	19.613	94.3	1:09.134	11-	1:01.933	27.475	99.3	19.066	93.2	1:48.474
6-	22.803	27.383	103.9	19.685	93.9	1:09.871	12-	22.081	<i>25.723</i>	103.4	<i>18.529</i>	<i>95.6</i>	1:06.333

Weather / Track : Rain / Wet

2009 Relentless British 125GP Championship & ACU Academy Cup

FREE PRACTICE 2 - SPEED TRAPS

SECTOR 1				SECTOR 2			FINISH LINE		
POS	NO	NAME	MPH	NO	NAME	MPH	NO	NAME	MPH
1				6	Martin GLOSSOP	109.3	10	Peter SUTHERLAND	99.3
2				50	Tim HASTINGS	109.3	50	Tim HASTINGS	97.8
3				10	Peter SUTHERLAND	109.1	61	Paul JORDAN	97.5
4				61	Paul JORDAN	107.5	29	James LODGE	96.8
5				66	Tom HAYWARD	107.4	66	Tom HAYWARD	96.8
6				16	Shaun HORSMAN	106.5	6	Martin GLOSSOP	96.7
7				29	James LODGE	106.5	26	Nicole McALEER	96.6
8				97	Sammi TASKER	106.4	13	Rob GUIVER	96.1
9				77	Taylor MACKENZIE	106.0	16	Shaun HORSMAN	95.7
10				46	Ross WALKER	105.7	99	Kasey WYATT	95.6
11				26	Nicole McALEER	105.2	46	Ross WALKER	95.5
12				7	Deane BROWN	105.0	35	Elliot LODGE	95.3
13				35	Elliot LODGE	105.0	77	Taylor MACKENZIE	95.3
14				13	Rob GUIVER	104.9	87	Lee COSTELLO	95.1
15				99	Kasey WYATT	104.7	11	Tom WEEDEN	94.9
16				87	Lee COSTELLO	104.5	97	Sammi TASKER	94.8
17				91	Ian STANFORD	104.2	19	Michael HILL	94.0
18				11	Tom WEEDEN	103.7	7	Deane BROWN	93.9
19				2	Robbie STEWART	103.6	24	Ben BARRETT	93.7
20				4	Philip WAKEFIELD	103.1	69	Joshua HARLAND	93.7
21				72	Connor BEHAN	103.1	91	Ian STANFORD	93.2
22				24	Ben BARRETT	102.9	72	Connor BEHAN	93.1
23				69	Joshua HARLAND	102.8	21	Tom STANFORD	92.6
24				19	Michael HILL	102.6	2	Robbie STEWART	92.2
25				22	Matthew PAULO	102.0	4	Philip WAKEFIELD	91.8
26				9	Niall CAMPBELL	101.7	22	Matthew PAULO	90.8
27				41	Shaun WINFIELD	101.7	41	Shaun WINFIELD	90.6
28				52	Adam BLACKLOCK	101.4	52	Adam BLACKLOCK	90.1
29				21	Tom STANFORD	100.9	9	Niall CAMPBELL	89.0
30									

2009 Relentless British 125GP Championship & ACU Academy Cup

FREE PRACTICE 2 - BEST SECTOR TIMES

SECTOR 1			SECTOR 2			SECTOR 3			IDEAL / BEST COMPARISON						
POS	NO	NAME	TIME	NO	NAME	TIME	NO	NAME	TIME	POS	NO	NAME	IDEAL	BEST	DIFF
1	87	COSTELLO	20.059	29	LODGE	23.789	29	LODGE	17.465	1	29	LODGE	1:01.383	1:01.383	0.000
2	29	LODGE	20.129	13	GUIVER	24.249	87	COSTELLO	17.528	2	87	COSTELLO	1:01.842	1:02.247	0.405
3	7	BROWN	20.288	87	COSTELLO	24.255	7	BROWN	17.705	3	13	GUIVER	1:02.336	1:02.433	0.097
4	13	GUIVER	20.367	72	BEHAN	24.318	13	GUIVER	17.720	4	7	BROWN	1:02.634	1:02.892	0.258
5	72	BEHAN	20.464	4	WAKEFIELD	24.599	46	WALKER	17.757	5	72	BEHAN	1:02.753	1:03.044	0.291
6	6	GLOSSOP	20.564	7	BROWN	24.641	72	BEHAN	17.971	6	4	WAKEFIELD	1:03.328	1:03.723	0.395
7	4	WAKEFIELD	20.639	16	HORSMAN	24.810	6	GLOSSOP	17.989	7	6	GLOSSOP	1:03.364	1:03.489	0.125
8	61	JORDAN	20.815	6	GLOSSOP	24.811	16	HORSMAN	18.013	8	46	WALKER	1:03.725	1:03.774	0.049
9	77	MACKENZIE	20.888	50	HASTINGS	24.881	4	WAKEFIELD	18.090	9	16	HORSMAN	1:03.736	1:03.736	0.000
10	21	STANFORD	20.892	77	MACKENZIE	24.910	21	STANFORD	18.119	10	77	MACKENZIE	1:04.178	1:04.371	0.193
11	46	WALKER	20.897	61	JORDAN	24.976	66	HAYWARD	18.194	11	21	STANFORD	1:04.221	1:04.322	0.101
12	16	HORSMAN	20.913	46	WALKER	25.071	50	HASTINGS	18.288	12	61	JORDAN	1:04.290	1:04.290	0.000
13	26	McALEER	20.983	66	HAYWARD	25.152	22	PAULO	18.367	13	50	HASTINGS	1:04.480	1:04.480	0.000
14	2	STEWART	21.115	21	STANFORD	25.210	77	MACKENZIE	18.380	14	66	HAYWARD	1:04.668	1:04.866	0.198
15	50	HASTINGS	21.311	2	STEWART	25.285	19	HILL	18.478	15	26	McALEER	1:04.878	1:05.334	0.456
16	66	HAYWARD	21.322	26	McALEER	25.360	61	JORDAN	18.499	16	2	STEWART	1:04.990	1:04.990	0.000
17	19	HILL	21.425	22	PAULO	25.722	99	WYATT	18.529	17	19	HILL	1:05.729	1:05.729	0.000
18	99	WYATT	21.921	99	WYATT	25.723	26	McALEER	18.535	18	22	PAULO	1:06.089	1:06.089	0.000
19	22	PAULO	22.000	97	TASKER	25.819	2	STEWART	18.590	19	99	WYATT	1:06.173	1:06.333	0.160
20	11	WEEDEN	22.001	19	HILL	25.826	97	TASKER	18.641	20	97	TASKER	1:06.663	1:06.990	0.327
21	52	BLACKLOCK	22.002	24	BARRETT	25.964	10	SUTHERLAND	18.683	21	24	BARRETT	1:07.130	1:07.130	0.000
22	97	TASKER	22.203	52	BLACKLOCK	26.080	35	LODGE	18.783	22	52	BLACKLOCK	1:07.171	1:07.655	0.484
23	24	BARRETT	22.215	10	SUTHERLAND	26.202	24	BARRETT	18.951	23	10	SUTHERLAND	1:07.225	1:07.431	0.206
24	10	SUTHERLAND	22.340	41	WINFIELD	26.492	91	STANFORD	19.024	24	11	WEEDEN	1:07.557	1:07.865	0.308
25	91	STANFORD	22.635	11	WEEDEN	26.495	11	WEEDEN	19.061	25	91	STANFORD	1:08.243	1:08.393	0.150
26	41	WINFIELD	22.664	35	LODGE	26.554	52	BLACKLOCK	19.089	26	35	LODGE	1:08.334	1:08.334	0.000
27	35	LODGE	22.997	91	STANFORD	26.584	69	HARLAND	19.482	27	41	WINFIELD	1:09.004	1:09.004	0.000
28	69	HARLAND	23.030	9	CAMPBELL	26.909	41	WINFIELD	19.848	28	69	HARLAND	1:10.144	1:10.437	0.293
29	9	CAMPBELL	24.245	69	HARLAND	27.632	9	CAMPBELL	20.637	29	9	CAMPBELL	1:11.791	1:14.864	3.073
													Perfect Lap	1:01.313	

Weather / Track : Rain / Wet

www.tsl-timing.com

Knockhill
Circuit Length = 1.2713 miles
Start: 15:50 End: 16:12

Printed - 16.14 Friday, 03 July 2009

MCRCB BULLETIN TK001

2009 Relentless British 125GP Championship & ACU Academy Cup QUALIFYING 1 - CLASSIFICATION

POS	NO	CL	NAME	ENTRY	TIME	ON	LAPS	GAP	DIFF	MPH
1	6		Martin GLOSSOP	Seel Honda - KRP / Bradley Smith Racing	54.207	20	22			84.43
2	13		Rob GUIVER	Honda - SP125 / RG Racing	54.473	22	26	0.266	0.266	84.01
3	29		James LODGE	Honda - KRP / Earnshaws Motorcycles	54.605	23	26	0.398	0.132	83.81
4	72		Connor BEHAN	Honda - SP125 / Express Forklifts	54.875	25	25	0.668	0.270	83.40
5	2		Robbie STEWART	Honda - Repli-Cast UK	55.093	20	27	0.886	0.218	83.07
6	87		Lee COSTELLO	Honda - Vent-Axia / www.sp125racing.com	55.195	24	24	0.988	0.102	82.92
7	7	C	Deane BROWN	Honda - Colin Appleyard / Macadam Racing	55.198	27	27	0.991	0.003	82.91
8	61		Paul JORDAN	Honda - KRP / Bradley Smith Racing	55.242	15	27	1.035	0.044	82.84
9	8		Brian CLARK	Honda - Banks Racing/Express Racewear	55.511	15	24	1.304	0.269	82.44
10	16		Shaun HORSMAN	Honda - Symitry I.T. North	55.540	21	22	1.333	0.029	82.40
11	77	C	Taylor BLACKENZIE	Honda - MMCG Motorpoint	55.552	20	29	1.345	0.012	82.38
12	52	C	Adam BLACKLOCK	Honda - Repli-Cast UK	55.676	16	21	1.469	0.124	82.20
13	10	C	Peter SUTHERLAND	Aprillia - Kinpac Racing	55.786	23	24	1.579	0.110	82.04
14	19		Michael HILL	Honda - TABOO Motorsport	56.235	21	22	2.028	0.449	81.38
15	96		Ryan SAXELBY	Honda - KRP / Bradley Smith Racing	56.244	25	25	2.037	0.009	81.37
16	28		Jon VINCENT	Honda - Molly / GRF Heavy Transport	56.277	26	26	2.070	0.033	81.32
17	46	C	Ross WALKER	Honda - Ross Walker Racing	56.536	25	25	2.329	0.259	80.95
18	4		Philip WAKEFIELD	Honda - PWR / Sandbach Scrap Metal	56.628	18	25	2.421	0.092	80.82
19	50	C	Tim HASTINGS	Honda - KRP / Bradley Smith Racing	56.858	4	4	2.651	0.230	80.49
20	22	C	Matthew PAULO	Honda - Paulo Racing	56.863	15	16	2.656	0.005	80.48
21	26	C	Nicole McALEER	Honda - Megabikes.ie	56.946	15	27	2.739	0.083	80.37
22	69	C	Joshua HARLAND	Honda -	56.994	26	27	2.787	0.048	80.30
23	41	C	Shaun WINFIELD	Honda - TAG Triumph	57.122	14	21	2.915	0.128	80.12
24	11	C	Tom WEEDEN	Honda - TABOO Motorsport Junior Team	57.204	25	25	2.997	0.082	80.00
25	24		Ben BARRETT	Honda - SP125Racing / Lowerdale Autos	57.363	25	26	3.156	0.159	79.78
26	9	C	Niall CAMPBELL	Honda - Kinpac Racing	57.941	19	22	3.734	0.578	78.99
27	91		Ian STANFORD	Honda - Stanford Racing	58.215	23	26	4.008	0.274	78.61
28	21		Tom STANFORD	Honda - Stanford Racing	58.393	15	25	4.186	0.178	78.37
29	97	C	Sammi TASKER	Honda - Team Tasker	59.275	16	19	5.068	0.882	77.21
30	99	C	Kasey WYATT	Honda - Repli-Cast UK	59.379	16	25	5.172	0.104	77.07
31	17	C	John McPHEE	Honda - McPhee Racing	59.791	5	5	5.584	0.412	76.54
32	35	C	Elliot LODGE	Honda - Spike Racing	59.938	16	24	5.731	0.147	76.35

Weather / Track : Cloudy / Dry

These results are provisional until the conclusion of any judicial and technical matters.

Knockhill
Circuit Length = 1.2713 miles
Start: 09:05 End: 09:34

Race Director :	Stewards :	Timekeeper :
-----------------	------------	--------------

MCRCB BULLETIN TK002

2009 Relentless British 125GP Championship & ACU Academy Cup

QUALIFYING 1 - SECTOR ANALYSIS

2		Robbie STEWART				Repli-Cast UK							
1-	Out	26.299	97.5	18.408	93.3	1:09.549	15-	18.404	22.071	108.9	16.186	99.7	56.661
2-	20.809	24.639	96.0	17.494	96.7	1:02.942	16-	18.147	22.007	109.1	16.029	100.0	56.183
3-	19.528	23.433	106.0	16.807	98.7	59.768	17-	18.553	21.987	110.4	16.985	98.1	57.525
4-	18.670	22.478	107.9	16.585	99.0	57.733	18-	18.938	21.852	109.5	16.268	99.9	57.058
5-	18.639	22.133	109.3	16.973	98.7	57.745	19-	17.915	21.567	109.5	<i>15.781</i>	100.0	55.263
6-	18.803	22.834	107.2	19.844	31.9	1:01.481	20-	17.862	<i>21.330</i>	109.5	15.901	99.7	55.093
7-	1:07.969	23.055	107.0	16.446	98.8	1:47.470	21-	17.935	21.437	110.2	16.102	<i>100.5</i>	55.474
8-	18.583	22.006	108.8	16.254	99.7	56.843	22-	<i>17.773</i>	21.386	108.6	15.945	99.4	55.104
9-	18.281	21.799	108.9	16.219	99.3	56.299	23-	18.592	22.111	108.8	16.282	99.4	56.985
10-	18.241	21.770	110.2	16.494	98.5	56.505	24-	17.843	21.545	108.8	16.002	100.0	55.390
11-	18.383	22.048	108.1	16.223	97.4	56.654	25-	17.878	21.637	108.4	15.977	99.7	55.492
12-	18.325	22.730	106.9	16.380	98.4	57.435	26-	18.467	23.073	102.3	17.121	99.1	58.661
13-	18.178	22.152	<i>111.1</i>	16.411	<i>100.5</i>	56.741	27-	17.941	21.712	109.8	17.003	99.4	56.656
14-	18.486	22.172	109.7	16.557	99.1	57.215							
4		Philip WAKEFIELD				PWR / Sandbach Scrap Metal							
1-	Out	26.682	91.6	19.796	86.7	1:13.258	14-	19.011	22.508	<i>106.9</i>	16.586	<i>97.5</i>	58.105
2-	21.984	25.004	95.2	18.568	95.2	1:05.556	15-	19.229	22.513	105.4	16.717	95.9	58.459
3-	20.132	23.849	103.1	17.702	96.8	1:01.683	16-	18.716	22.132	104.4	16.400	97.3	57.248
4-	19.869	23.408	103.6	17.288	96.1	1:00.565	17-	18.391	22.025	105.0	16.354	96.7	56.770
5-	19.523	23.419	103.6	17.028	97.0	59.970	18-	18.274	22.028	105.0	<i>16.326</i>	96.1	56.628
6-	19.633	23.138	105.2	17.089	95.7	59.860	19-	<i>18.269</i>	<i>21.963</i>	104.4	16.427	95.3	56.659
7-	19.261	23.228	105.4	16.959	96.4	59.448	20-	18.370	22.127	103.4	16.666	95.6	57.163
8-	19.124	22.892	104.0	16.863	97.3	58.879	21-	18.474	22.161	102.0	16.597	94.8	57.232
9-	18.970	22.655	104.9	16.636	97.0	58.261	22-	18.418	22.176	101.8	20.871	33.5	1:01.465
10-	18.843	22.683	104.7	17.042	95.7	58.568	23-	1:31.205	22.840	99.6	17.132	95.9	2:11.177
11-	19.000	22.591	103.9	16.764	96.3	58.355	24-	18.532	22.268	103.6	16.514	95.9	57.314
12-	18.984	22.870	101.8	21.900	29.6	1:03.754	25-	18.318	22.566	104.4	16.611	94.8	57.495
13-	1:55.750	23.683	98.0	17.844	96.0	2:37.277							
6		Martin GLOSSOP				KRP / Bradley Smith Racing							
1-	Out	25.630	106.5	17.544	99.3	1:06.193	12-	3:53.169	22.464	110.6	16.359	102.1	4:31.992
2-	19.131	22.627	111.5	16.198	103.6	57.956	13-	18.128	21.727	113.4	16.013	<i>105.0</i>	55.868
3-	18.442	22.536	110.6	16.030	103.7	57.008	14-	17.933	21.559	113.7	15.773	104.0	55.265
4-	18.288	23.434	111.1	16.221	103.1	57.943	15-	17.896	21.458	<i>114.1</i>	16.399	103.1	55.753
5-	18.244	22.573	111.5	16.140	103.6	56.957	16-	17.877	21.599	113.6	16.083	103.2	55.559
6-	18.368	21.970	111.3	16.041	102.8	56.379	17-	17.930	21.556	112.2	15.796	103.7	55.282
7-	18.053	21.951	111.5	15.804	103.6	55.808	18-	17.863	21.120	112.8	15.718	103.2	54.701
8-	17.998	21.655	112.4	16.102	102.1	55.755	19-	17.793	21.284	113.0	<i>15.537</i>	104.9	54.614
9-	18.070	21.716	112.6	15.921	104.5	55.707	20-	<i>17.612</i>	<i>21.015</i>	113.4	15.580	104.4	54.207
10-	17.849	21.682	112.8	15.958	104.0	55.489	21-	18.308	22.265	110.0	18.433	41.0	59.006
11-	18.080	21.973	107.2	18.653	39.7	58.706	22-	3:17.266	22.222	111.5	15.916	103.6	3:55.404
7		Deane BROWN				C Colin Appleyard / Macadam Racing							
1-	Out	27.442	88.8	20.479	83.8	1:13.137	15-	17.974	21.611	109.8	15.943	99.4	55.528
2-	21.999	25.892	94.1	18.845	89.2	1:06.736	16-	18.142	21.690	110.7	16.001	100.3	55.833
3-	20.482	25.061	97.5	18.601	90.3	1:04.144	17-	18.195	21.973	109.7	16.023	100.8	56.191
4-	19.766	23.557	103.9	17.333	95.2	1:00.656	18-	19.221	22.624	110.0	16.075	100.6	57.920
5-	19.313	23.919	103.6	17.143	97.8	1:00.375	19-	17.897	21.715	110.0	16.164	100.5	55.776
6-	18.928	24.023	100.9	22.436	28.7	1:05.387	20-	18.190	22.428	110.2	15.975	101.5	56.593
7-	1:33.057	23.324	108.8	16.601	99.0	2:12.982	21-	<i>17.871</i>	21.916	108.9	15.929	101.7	55.716
8-	18.759	22.407	107.9	16.333	99.7	57.499	22-	17.900	22.724	109.8	16.299	100.9	56.923
9-	18.315	22.500	107.7	16.303	99.1	57.118	23-	18.051	21.655	<i>111.1</i>	15.978	101.7	55.684
10-	18.253	22.086	108.8	16.035	99.9	56.374	24-	18.322	22.289	109.3	15.946	101.5	56.557
11-	18.256	21.958	110.6	16.008	100.2	56.222	25-	18.017	21.631	108.4	16.046	<i>102.3</i>	55.694
12-	18.198	21.950	109.7	16.142	100.0	56.290	26-	18.299	21.892	109.1	16.025	100.6	56.216
13-	17.959	21.692	109.8	15.909	100.3	55.560	27-	17.989	<i>21.397</i>	109.7	<i>15.812</i>	102.0	55.198
14-	17.958	21.661	109.8	15.920	99.6	55.539							
8		Brian CLARK				Banks Racing/Express Racewear							
1-	Out	23.560	<i>110.9</i>	17.014	103.4	1:02.015	13-	18.255	21.790	110.2	15.924	102.6	55.969
2-	18.954	22.319	110.2	16.987	102.3	58.260	14-	18.231	22.204	109.8	15.993	102.3	56.428
3-	18.870	22.376	110.4	16.274	102.8	57.520	15-	18.182	<i>21.498</i>	110.6	15.831	103.1	55.511

Knockhill
Circuit Length = 1.2713 miles
Start: 09:05 End: 09:34

Weather / Track : Cloudy / Dry

2009 Relentless British 125GP Championship & ACU Academy Cup

QUALIFYING 1 - SECTOR ANALYSIS

4-	18.418	22.150	108.8	16.077	103.4	56.645	16-	18.179	21.606	110.2	15.889	102.6	55.674
5-	18.363	22.861	109.5	16.245	103.4	57.469	17-	18.348	21.662	109.1	15.837	103.6	55.847
6-	18.408	21.924	110.7	16.507	102.6	56.839	18-	18.689	22.214	107.0	18.385	38.1	59.288
7-	18.420	22.242	110.7	16.269	102.9	56.931	19-	3:42.251	24.176	109.7	16.207	101.8	4:22.634
8-	18.703	22.134	109.8	16.120	103.1	56.957	20-	18.361	22.102	110.2	15.860	102.9	56.323
9-	18.437	21.931	110.0	15.990	102.5	56.358	21-	18.361	22.210	109.3	15.822	103.2	56.393
10-	18.402	22.788	106.5	20.501	41.6	1:01.691	22-	18.242	21.757	110.0	15.818	103.6	55.817
11-	1:35.223	22.550	107.9	16.156	102.3	2:13.929	23-	18.238	21.561	110.2	15.916	102.9	55.715
12-	18.204	21.931	109.7	15.778	102.9	55.913	24-	18.195	21.501	110.0	15.831	103.6	55.527

9	Niall CAMPBELL													C	Kinpac Racing												
1-	Out	26.736	104.0	19.140	95.2	1:10.965	12-	19.065	22.925	105.2	16.764	96.0	58.754														
2-	21.040	24.448	103.4	20.479	34.6	1:05.967	13-	19.138	22.872	106.5	16.652	96.3	58.662														
3-	55.205	24.338	103.7	17.197	96.0	1:36.740	14-	19.509	23.006	105.0	16.840	96.1	59.355														
4-	19.732	24.428	104.7	17.010	95.6	1:01.170	15-	19.440	23.330	105.0	16.668	96.1	59.438														
5-	20.341	23.815	105.4	16.999	96.4	1:01.155	16-	19.069	22.955	105.7	19.276	35.2	1:01.300														
6-	19.823	23.354	105.2	17.067	97.1	1:00.244	17-	5:11.388	25.508	103.1	17.110	97.0	5:54.006														
7-	19.484	23.174	104.7	16.875	96.4	59.533	18-	19.301	23.199	104.7	17.008	96.7	59.508														
8-	19.456	23.050	105.2	16.883	96.6	59.389	19-	18.735	22.591	105.2	16.615	96.8	57.941														
9-	19.576	23.174	105.5	16.885	96.8	59.635	20-	18.904	22.749	104.7	16.662	97.0	58.315														
10-	19.334	23.318	107.2	17.054	94.5	59.706	21-	18.985	23.014	104.7	16.824	97.4	58.823														
11-	19.356	22.880	105.2	17.363	95.6	59.599	22-	18.773	23.060	104.2	17.112	96.4	58.945														

10	Peter SUTHERLAND													C	Kinpac Racing												
1-	Out	25.650	112.6	17.210	104.0	1:06.461	13-	18.575	22.013	110.9	16.160	103.9	56.748														
2-	20.318	24.556	112.8	17.032	104.4	1:01.906	14-	18.674	22.750	108.9	16.068	103.6	57.492														
3-	19.626	23.642	113.4	16.700	104.5	59.968	15-	18.870	23.975	101.8	24.551	35.1	1:07.396														
4-	19.321	23.381	102.0	16.728	102.0	59.430	16-	4:14.297	22.323	110.0	16.424	102.8	4:53.044														
5-	19.671	23.748	107.9	16.477	103.4	59.896	17-	18.532	22.495	110.7	15.929	102.8	56.956														
6-	19.095	22.746	110.6	16.355	103.7	58.196	18-	18.337	21.610	110.7	15.961	103.6	55.908														
7-	18.881	22.541	111.5	16.088	103.7	57.510	19-	18.394	21.889	112.4	16.089	103.1	56.372														
8-	18.859	22.769	111.3	16.432	102.3	58.060	20-	18.363	21.643	109.7	15.928	102.9	55.934														
9-	19.025	22.966	111.1	16.162	103.6	58.153	21-	18.310	21.518	110.6	16.023	102.8	55.851														
10-	18.706	22.381	110.2	16.072	103.6	57.159	22-	18.371	21.712	111.3	16.073	103.9	56.156														
11-	18.761	22.128	111.8	16.311	103.2	57.200	23-	18.260	21.517	112.2	16.009	102.1	55.786														
12-	19.006	22.403	112.0	16.183	103.2	57.592	24-	18.523	21.544	112.0	16.138	102.6	56.205														

11	Tom WEEDEN													C	TABOO Motorsport Junior Team												
1-	Out	26.229	105.7	18.362	100.8	1:08.771	14-	19.799	23.640	107.9	16.490	101.7	59.929														
2-	20.846	24.573	106.9	17.398	100.9	1:02.817	15-	18.552	22.475	109.1	16.359	100.9	57.386														
3-	19.806	23.794	108.4	17.063	101.2	1:00.663	16-	18.963	22.848	108.4	16.622	100.3	58.433														
4-	19.540	23.180	109.1	17.146	100.8	59.866	17-	18.817	22.372	109.5	16.482	101.5	57.671														
5-	19.558	23.151	109.5	16.820	101.5	59.529	18-	19.183	22.810	108.6	16.732	102.0	58.725														
6-	19.297	23.164	111.3	17.188	102.1	59.649	19-	18.635	22.816	108.1	16.473	100.3	57.924														
7-	19.244	23.167	109.1	16.836	101.1	59.247	20-	18.833	23.118	108.8	16.555	102.1	58.506														
8-	19.261	22.936	108.8	16.813	100.9	59.010	21-	18.664	22.520	109.5	22.355	23.8	1:03.539														
9-	19.036	23.370	108.9	16.780	101.2	59.186	22-	3:01.938	23.016	106.0	16.458	101.4	3:41.412														
10-	19.073	22.810	110.2	16.609	100.9	58.492	23-	18.619	22.656	106.9	16.500	101.4	57.775														
11-	19.172	22.735	108.6	16.807	100.9	58.714	24-	18.576	22.531	108.8	16.389	100.9	57.496														
12-	18.994	22.753	110.0	16.717	101.1	58.464	25-	18.402	22.450	109.1	16.352	101.2	57.204														
13-	18.730	23.209	108.4	16.462	100.5	58.401																					

13	Rob GUIVER													SP125 / RG Racing
1-	Out	26.305	83.9	20.294	78.7	1:09.338	14-	18.092	21.648	111.5	15.758	101.5	55.498	
2-	21.901	25.728	86.1	18.791	86.5	1:06.420	15-	18.386	21.664	111.8	19.403	29.8	59.453	
3-	21.541	26.162	81.3	18.216	88.8	1:05.919	16-	1:12.931	21.788	110.7	16.288	101.2	1:51.007	
4-	20.618	24.541	93.2	17.831	91.1	1:02.990	17-	18.396	21.820	111.8	15.697	101.7	55.913	
5-	19.743	23.570	98.3	17.639	92.2	1:00.952	18-	17.940	21.566	110.0	15.782	101.4	55.288	
6-	19.764	23.326	98.0	17.763	91.3	1:00.853	19-	17.825	21.200	110.0	15.788	100.6	54.813	
7-	19.138	22.685	110.2	16.742	99.1	58.565	20-	17.887	21.236	110.7	15.929	101.2	55.052	
8-	18.874	22.057	110.6	16.144	101.2	57.075	21-	17.736	21.222	110.0	15.722	100.8	54.680	
9-	18.053	21.595	110.9	15.990	101.8	55.638	22-	17.697	21.160	110.4	15.616	101.2	54.473	
10-	18.548	22.315	110.2	19.304	36.1	1:00.167	23-	17.798	21.582	110.2	15.813	101.5	55.193	
11-	1:27.972	21.991	110.4	15.994	100.0	2:05.957	24-	17.796	22.012	109.7	16.177	101.1	55.985	
12-	17.934	21.348	111.3	15.753	101.4	55.035	25-	17.822	21.298	109.8	15.761	101.1	54.881	

Knockhill
Circuit Length = 1.2713 miles
Start: 09:05 End: 09:34

2009 Relentless British 125GP Championship & ACU Academy Cup

QUALIFYING 1 - SECTOR ANALYSIS

13 -	17.772	21.192	111.5	15.939	101.4	54.903	26 -	17.736	21.258	110.9	15.644	101.8	54.638
16	Shaun HORSMAN						Symitry I.T. North						
1 -	Out	25.963	107.0	18.491	100.3	1:07.377	12 -	18.074	21.918	110.0	16.248	100.6	56.240
2 -	19.845	23.951	108.8	16.717	99.4	1:00.513	13 -	19.474	23.453	108.2	16.274	100.3	59.201
3 -	19.162	23.824	108.9	21.607	32.5	1:04.593	14 -	18.152	21.898	110.0	16.070	100.6	56.120
4 -	1:25.236	23.309	109.1	16.715	100.8	2:05.260	15 -	18.183	21.890	110.6	21.063	31.3	1:01.136
5 -	18.801	25.141	85.6	17.526	99.3	1:01.468	16 -	4:41.080	24.317	101.1	17.463	96.1	5:22.860
6 -	18.377	22.107	108.8	16.091	100.9	56.575	17 -	18.957	22.401	107.7	16.386	101.1	57.744
7 -	18.190	22.285	109.8	16.126	100.6	56.601	18 -	18.157	22.202	109.5	16.220	100.8	56.579
8 -	18.712	22.402	108.9	16.220	100.3	57.334	19 -	17.901	21.969	108.6	16.001	100.9	55.871
9 -	18.421	23.199	99.3	16.865	99.4	58.485	20 -	17.915	21.890	108.6	16.007	101.4	55.812
10 -	18.103	21.898	109.5	15.806	101.4	55.807	21 -	17.838	21.772	108.9	15.930	101.2	55.540
11 -	19.462	23.977	107.2	16.459	100.3	59.898	22 -	19.598	23.994	97.8	17.016	100.8	1:00.608
17	John McPHEE						C McPhee Racing						
1 -	Out	27.052	97.4	19.014	97.5	1:10.275	4 -	19.878	23.306	106.2	16.908	98.7	1:00.092
2 -	20.650	25.457	106.9	17.473	97.7	1:03.580	5 -	19.560	23.463	106.7	16.768	98.4	59.791
3 -	20.025	24.333	105.2	17.410	97.1	1:01.768							
19	Michael HILL						TABOO Motorsport						
1 -	Out	25.310	97.3	20.108	38.2	1:08.599	12 -	18.657	22.695	109.3	16.284	101.7	57.636
2 -	1:34.300	24.563	100.0	17.856	97.4	2:16.719	13 -	18.575	22.391	109.3	16.436	102.1	57.402
3 -	19.991	23.750	108.6	22.275	37.1	1:06.016	14 -	18.549	22.133	109.5	16.116	101.7	56.798
4 -	44.186	23.697	110.0	16.817	102.0	1:24.700	15 -	18.340	22.323	108.8	16.064	101.5	56.727
5 -	18.772	22.842	109.5	16.422	101.5	58.036	16 -	18.275	22.174	108.9	16.115	102.0	56.564
6 -	18.691	22.785	109.5	16.443	101.8	57.919	17 -	18.118	22.047	109.7	16.263	100.5	56.428
7 -	18.707	22.679	108.9	16.372	101.7	57.758	18 -	18.350	21.984	109.3	16.142	102.0	56.476
8 -	18.670	22.535	111.7	16.140	102.1	57.345	19 -	18.169	22.041	109.5	16.045	102.3	56.255
9 -	18.552	22.348	109.3	16.205	101.5	57.105	20 -	18.264	24.010	99.9	16.667	102.6	58.941
10 -	19.267	23.694	97.0	19.513	44.5	1:02.474	21 -	18.096	22.030	109.1	16.109	102.5	56.235
11 -	4:54.758	23.206	107.5	16.500	101.7	5:34.464	22 -	18.133	22.081	109.7	16.085	102.6	56.299
21	Tom STANFORD						Stanford Racing						
1 -	Out	28.627	87.4	19.828	89.0	1:11.996	14 -	18.949	22.667	103.6	16.933	95.9	58.549
2 -	21.319	25.557	94.9	18.130	90.4	1:05.006	15 -	18.764	22.859	103.4	16.770	95.5	58.393
3 -	20.628	24.225	101.2	17.576	94.9	1:02.429	16 -	18.930	22.933	103.2	17.014	95.3	58.877
4 -	19.580	23.925	101.5	17.467	95.1	1:00.972	17 -	19.085	22.746	104.4	16.972	95.9	58.803
5 -	19.177	23.629	101.5	17.357	95.2	1:00.163	18 -	19.068	22.957	104.4	16.776	96.4	58.801
6 -	19.159	23.410	101.2	17.231	95.2	59.800	19 -	18.877	22.695	104.0	16.969	95.1	58.541
7 -	19.071	23.413	102.5	17.202	95.7	59.686	20 -	18.937	23.090	102.8	20.739	38.1	1:02.766
8 -	19.072	23.284	102.3	17.011	95.3	59.367	21 -	2:15.680	23.809	101.5	16.984	95.2	2:56.473
9 -	18.962	23.029	104.5	16.953	95.7	58.944	22 -	19.683	23.299	101.2	16.797	95.9	59.779
10 -	18.898	23.037	103.1	17.314	96.0	59.249	23 -	18.834	22.754	102.9	16.926	95.7	58.514
11 -	19.274	22.985	104.0	17.257	96.3	59.516	24 -	18.762	22.878	102.3	17.005	95.9	58.645
12 -	18.895	23.027	103.6	16.921	95.3	58.843	25 -	18.856	22.957	103.2	16.952	95.9	58.765
13 -	18.929	23.088	102.9	16.978	95.2	58.995							
22	Matthew PAULO						C Paulo Racing						
1 -	Out	26.085	98.1	18.572	91.6	1:06.956	9 -	19.121	22.502	105.0	16.795	94.5	58.418
2 -	21.099	24.545	101.7	18.033	92.8	1:03.677	10 -	18.963	22.522	105.4	16.535	95.7	58.020
3 -	20.145	23.698	103.2	17.189	94.8	1:01.032	11 -	19.243	22.392	104.7	16.652	96.1	58.287
4 -	19.664	23.318	104.7	17.325	95.1	1:00.307	12 -	18.687	22.284	104.7	16.498	95.7	57.469
5 -	19.249	22.932	105.5	16.795	94.9	58.976	13 -	18.593	22.319	105.0	16.482	96.0	57.394
6 -	19.302	23.768	105.0	17.148	93.6	1:00.218	14 -	18.605	22.198	104.0	16.354	96.3	57.157
7 -	19.434	22.906	104.0	20.914	31.1	1:03.254	15 -	18.520	22.006	105.5	16.337	95.9	56.863
8 -	2:07.353	23.292	104.7	16.963	95.2	2:47.608	16 -	19.268	23.101	103.4	20.943	33.4	1:03.312
24	Ben BARRETT						SP125Racing / Lowerdale Autos						
1 -	Out	26.020	102.1	18.466	98.4	1:09.527	14 -	18.970	22.650	107.0	16.631	100.2	58.251
2 -	20.518	23.935	106.5	17.848	100.3	1:02.301	15 -	18.835	22.901	107.7	17.067	99.7	58.803
3 -	20.268	23.348	106.0	17.272	99.3	1:00.888	16 -	19.217	22.879	106.5	16.648	99.6	58.744
4 -	19.531	23.183	106.9	17.052	99.7	59.766	17 -	18.604	22.418	107.5	16.595	100.3	57.617
5 -	19.885	23.781	107.4	17.129	100.5	1:00.795	18 -	18.862	22.428	105.7	22.743	32.2	1:04.033
6 -	19.732	22.859	106.2	16.786	99.9	59.377	19 -	2:09.887	23.300	105.7	16.873	99.3	2:50.060

Knockhill
 Circuit Length = 1.2713 miles
 Start: 09:05 End: 09:34

MCRCB BULLETIN TK002

2009 Relentless British 125GP Championship & ACU Academy Cup

QUALIFYING 1 - SECTOR ANALYSIS

7-	19.232	22.969	107.0	16.748	100.5	58.949	20-	19.173	22.547	106.4	16.615	99.1	58.335
8-	19.149	22.670	107.4	16.541	99.9	58.360	21-	18.897	23.268	106.0	16.644	100.3	58.809
9-	19.020	22.705	107.4	16.571	100.3	58.296	22-	19.154	22.271	107.4	16.606	100.3	58.031
10-	19.224	22.715	108.4	16.759	101.2	58.698	23-	18.660	22.435	106.5	16.664	100.8	57.759
11-	19.011	23.000	105.8	16.569	99.4	58.580	24-	18.719	22.272	107.4	16.430	103.1	57.421
12-	18.988	22.597	106.7	16.651	99.3	58.236	25-	18.742	22.209	109.3	16.412	101.1	57.363
13-	18.949	22.621	106.5	16.576	99.1	58.146	26-	18.675	22.834	106.4	16.529	99.9	58.038
26	Nicole McALEER C Megabikes.ie												
1-	Out	26.225	105.0	17.912	99.9	1:06.668	15-	18.565	22.119	109.1	16.262	101.7	56.946
2-	20.822	24.092	105.5	17.984	99.9	1:02.898	16-	18.536	22.979	103.4	23.503	33.3	1:05.018
3-	19.773	23.657	107.9	17.376	98.8	1:00.806	17-	1:24.599	22.927	110.6	17.061	102.8	2:04.587
4-	19.851	23.332	105.7	17.227	99.7	1:00.410	18-	19.249	22.961	109.5	16.451	101.8	58.661
5-	19.201	23.080	107.9	16.737	100.3	59.018	19-	18.550	22.250	110.0	16.472	101.2	57.272
6-	19.029	22.965	108.6	16.886	100.6	58.880	20-	18.567	21.996	110.2	16.532	101.5	57.095
7-	19.685	23.362	109.7	16.646	101.2	59.693	21-	18.643	22.084	110.2	16.402	100.9	57.129
8-	19.283	23.213	109.1	16.635	100.2	59.131	22-	18.686	22.922	110.2	16.915	102.0	58.523
9-	19.011	22.494	109.7	16.755	100.8	58.260	23-	18.906	22.008	111.7	16.592	101.8	57.506
10-	18.932	22.510	109.3	16.615	101.4	58.057	24-	18.757	22.186	111.7	16.260	102.1	57.203
11-	18.844	22.325	110.0	17.064	102.0	58.233	25-	18.551	21.932	110.0	16.465	101.7	56.948
12-	18.611	22.263	109.7	16.621	100.5	57.495	26-	18.537	21.990	110.7	16.594	101.8	57.121
13-	18.729	22.538	108.9	16.442	101.1	57.709	27-	18.675	22.024	110.2	16.430	102.1	57.129
14-	19.207	23.057	109.3	16.871	102.0	59.135							
28	Jon VINCENT Molly / GRF Heavy Transport												
1-	Out	25.366	99.3	19.344	95.6	1:09.111	14-	18.424	22.099	108.2	16.362	98.4	56.885
2-	20.283	24.372	107.7	17.300	99.6	1:01.955	15-	18.359	22.075	108.1	16.149	99.3	56.583
3-	20.381	24.576	106.7	17.058	98.5	1:02.015	16-	18.248	22.022	108.2	16.179	99.3	56.449
4-	18.968	22.860	108.9	16.652	100.5	58.480	17-	18.368	21.988	108.4	16.276	99.7	56.632
5-	18.995	23.759	109.8	17.069	103.1	59.823	18-	18.333	21.891	108.4	16.300	99.6	56.524
6-	19.930	23.772	109.1	16.556	100.3	1:00.258	19-	18.303	21.951	108.2	16.168	99.9	56.422
7-	18.633	22.714	108.9	16.347	99.7	57.694	20-	18.485	21.825	108.2	16.186	100.8	56.506
8-	18.711	22.197	109.7	16.334	100.2	57.242	21-	18.439	22.935	106.5	16.679	99.3	58.053
9-	19.042	22.749	109.3	16.332	101.5	58.123	22-	18.806	23.613	106.5	16.558	99.9	58.977
10-	19.084	23.471	109.5	16.396	99.7	58.951	23-	18.433	22.301	107.0	18.928	36.3	59.662
11-	18.478	22.024	109.8	16.178	101.7	56.680	24-	18.400	22.509	107.4	16.602	100.6	1:31.511
12-	18.455	22.264	109.3	17.490	46.0	58.209	25-	18.323	21.934	108.8	16.368	100.8	56.625
13-	1:57.958	23.194	106.9	16.433	99.3	2:37.585	26-	18.182	21.999	109.5	16.096	102.0	56.277
29	James LODGE KRP / Earnshaws Motorcycles												
1-	Out	24.986	106.5	16.904	99.9	1:03.534	14-	18.230	21.794	109.1	15.745	100.9	55.769
2-	19.047	22.727	110.0	16.339	100.5	58.113	15-	17.945	21.668	110.7	15.889	101.1	55.502
3-	18.434	22.440	109.5	16.192	100.9	57.066	16-	18.015	21.697	109.5	15.789	102.0	55.501
4-	18.735	22.463	109.1	15.878	100.8	57.076	17-	17.723	21.582	110.4	15.627	101.4	54.932
5-	18.075	22.088	108.4	15.857	100.2	56.020	18-	17.645	21.794	109.1	15.780	101.1	55.219
6-	18.043	21.818	109.7	15.878	100.9	55.739	19-	17.681	22.212	111.3	15.845	101.5	55.738
7-	17.819	21.553	111.1	16.173	99.7	55.545	20-	18.021	21.529	108.6	16.059	101.5	55.609
8-	19.032	22.119	108.6	16.022	101.7	57.173	21-	18.162	22.005	107.5	16.032	101.5	56.199
9-	18.300	21.886	108.9	16.108	100.8	56.294	22-	17.749	21.276	109.7	15.655	102.1	54.680
10-	18.273	21.850	108.1	15.890	100.5	56.013	23-	17.647	21.300	110.2	15.658	102.0	54.605
11-	18.144	21.602	108.2	16.042	100.0	55.788	24-	17.681	21.226	109.7	15.763	102.0	54.670
12-	18.487	22.829	104.0	19.380	31.0	1:00.696	25-	17.631	21.460	110.4	15.672	102.1	54.763
13-	3:14.550	22.630	106.5	16.293	99.9	3:53.473	26-	18.028	21.650	108.4	15.846	101.5	55.524
35	Elliot LODGE C Spike Racing												
1-	Out	27.111	102.1	18.481	97.5	1:07.815	13-	20.178	23.410	106.0	17.010	98.1	1:00.598
2-	21.690	25.584	103.7	18.064	96.4	1:05.338	14-	20.164	23.554	106.7	16.848	98.7	1:00.566
3-	21.399	24.804	104.2	17.898	97.5	1:04.101	15-	20.023	23.388	106.0	16.952	98.7	1:00.363
4-	20.773	24.522	103.9	17.474	97.4	1:02.769	16-	19.913	23.212	106.9	16.813	98.5	59.938
5-	20.882	24.665	104.2	17.419	98.3	1:02.966	17-	19.930	23.094	106.0	16.938	98.8	59.962
6-	20.537	24.148	105.4	17.583	98.5	1:02.268	18-	19.879	23.383	107.0	22.294	28.8	1:05.556
7-	20.470	23.623	105.4	17.253	98.4	1:01.346	19-	1:29.702	24.768	106.5	17.188	99.1	2:11.658
8-	20.143	24.368	105.0	25.842	28.1	1:10.353	20-	19.743	24.167	106.4	16.825	99.4	1:00.735
9-	1:15.770	24.782	105.8	17.122	98.8	1:57.674	21-	19.645	23.715	106.5	17.110	99.3	1:00.470
10-	20.047	23.896	106.2	17.351	97.8	1:01.294	22-	20.006	23.925	106.0	17.186	97.5	1:01.117

Knockhill
Circuit Length = 1.2713 miles
Start: 09:05 End: 09:34

Weather / Track : Cloudy / Dry

MCRCB BULLETIN TK002

2009 Relentless British 125GP Championship & ACU Academy Cup

QUALIFYING 1 - SECTOR ANALYSIS

11 -	19.963	23.612	106.2	17.185	97.8	1:00.760	23 -	19.917	23.495	<i>107.4</i>	17.044	<i>99.4</i>	1:00.456
12 -	20.247	24.103	104.5	17.271	99.1	1:01.621	24 -	20.120	23.661	105.7	17.128	99.3	1:00.909
41	Shaun WINFIELD				C	TAG Triumph							
1 -	Out	25.455	103.1	18.124	<i>99.9</i>	1:06.483	12 -	18.695	22.504	105.5	20.059	35.8	1:01.258
2 -	19.748	25.216	90.4	18.029	98.1	1:02.993	13 -	3:03.240	23.001	105.0	16.681	97.5	3:42.922
3 -	18.806	22.784	105.8	16.707	97.1	58.297	14 -	18.703	<i>21.988</i>	108.2	<i>16.431</i>	98.0	57.122
4 -	18.856	22.214	106.4	16.669	98.7	57.739	15 -	18.597	22.213	106.0	16.846	98.1	57.656
5 -	18.678	22.384	106.7	16.658	97.7	57.720	16 -	18.617	22.369	105.7	16.833	97.7	57.819
6 -	18.703	23.314	106.4	16.866	98.4	58.883	17 -	18.494	22.044	106.5	16.803	98.0	57.341
7 -	19.068	22.396	105.2	16.966	98.0	58.430	18 -	18.593	21.996	104.2	16.590	98.5	57.179
8 -	19.537	22.209	107.7	16.517	99.6	58.263	19 -	<i>18.329</i>	22.228	106.9	16.699	98.0	57.256
9 -	19.448	23.278	106.0	21.243	27.8	1:03.969	20 -	18.567	22.412	108.1	16.932	99.0	57.911
10 -	4:11.371	23.705	106.9	16.825	97.7	4:51.901	21 -	19.023	22.501	<i>108.6</i>	16.878	98.7	58.402
11 -	18.970	22.500	104.7	16.493	97.4	57.963							
46	Ross WALKER				C	Ross Walker Racing							
1 -	Out	25.590	104.4	17.885	98.3	1:07.422	14 -	<i>18.206</i>	22.165	106.5	16.375	97.3	56.746
2 -	19.827	23.964	100.0	21.229	35.5	1:05.020	15 -	18.316	22.581	106.9	16.424	97.4	57.321
3 -	53.294	25.656	102.1	17.536	96.3	1:36.486	16 -	18.285	22.176	106.7	16.194	97.7	56.655
4 -	19.090	23.210	106.0	16.904	97.8	59.204	17 -	18.327	23.045	98.1	16.980	98.7	58.352
5 -	18.820	23.042	106.5	16.533	98.0	58.395	18 -	18.273	22.228	106.4	16.354	98.1	56.855
6 -	18.759	22.708	106.7	16.714	<i>100.0</i>	58.181	19 -	18.402	22.448	106.2	16.258	98.1	57.108
7 -	19.296	22.373	108.1	16.331	98.3	58.000	20 -	18.466	22.528	105.5	16.276	98.0	57.270
8 -	18.428	22.222	107.7	16.441	98.0	57.091	21 -	19.313	24.649	92.6	21.467	39.4	1:05.429
9 -	18.538	22.213	107.9	16.520	97.7	57.271	22 -	1:50.001	22.938	108.1	16.239	99.7	2:29.178
10 -	18.432	22.482	106.7	16.257	97.8	57.171	23 -	18.881	<i>21.982</i>	<i>108.6</i>	16.526	99.9	57.389
11 -	19.190	24.121	96.7	22.171	35.5	1:05.482	24 -	18.376	22.971	108.1	<i>16.191</i>	98.1	57.538
12 -	1:19.552	24.148	104.4	16.671	98.8	2:00.371	25 -	18.208	22.088	107.5	16.240	98.3	56.536
13 -	18.458	22.462	105.4	16.208	98.8	57.128							
50	Tim HASTINGS				C	KRP / Bradley Smith Racing							
1 -	Out	23.907	108.8	16.980	101.4	1:01.541	3 -	18.649	22.256	109.3	16.454	102.0	57.359
2 -	18.857	22.417	<i>109.5</i>	16.369	102.8	57.643	4 -	18.442	<i>22.075</i>	<i>109.5</i>	<i>16.341</i>	<i>102.9</i>	56.858
52	Adam BLACKLOCK				C	Repli-Cast UK							
1 -	Out	28.696	86.7	20.141	86.3	1:10.848	12 -	18.633	21.767	112.0	16.568	102.3	56.968
2 -	22.396	27.095	92.2	19.034	88.2	1:08.525	13 -	18.897	22.350	110.9	16.125	100.9	57.372
3 -	21.327	26.016	94.8	18.476	92.1	1:05.819	14 -	18.876	21.656	112.0	16.189	101.5	56.721
4 -	20.811	24.710	96.6	21.539	35.1	1:07.060	15 -	18.574	21.715	110.9	16.369	100.5	56.658
5 -	2:28.364	23.635	108.9	16.806	99.7	3:08.805	16 -	18.236	<i>21.337</i>	112.0	16.103	101.8	55.676
6 -	19.792	22.726	109.8	16.539	101.8	59.057	17 -	18.277	21.600	112.2	16.090	100.9	55.967
7 -	18.722	21.924	<i>112.4</i>	16.389	101.7	57.035	18 -	19.286	23.571	99.3	20.180	37.7	1:03.037
8 -	18.560	22.557	109.5	16.237	100.8	57.354	19 -	2:48.136	22.677	107.2	16.461	101.5	3:27.274
9 -	18.763	22.558	105.4	19.711	35.6	1:01.032	20 -	18.578	21.627	111.5	16.262	101.4	56.467
10 -	1:30.824	22.760	110.2	16.370	<i>102.9</i>	2:09.954	21 -	18.522	21.800	110.9	<i>16.018</i>	102.0	56.340
11 -	18.940	22.570	111.5	16.390	101.1	57.900							
61	Paul JORDAN				C	KRP / Bradley Smith Racing							
1 -	Out	24.330	109.1	17.151	102.5	1:02.074	15 -	17.817	<i>21.333</i>	112.2	16.092	103.1	55.242
2 -	19.012	22.659	109.5	16.754	100.3	58.425	16 -	18.061	23.689	83.0	19.409	89.2	1:01.159
3 -	19.047	23.683	110.7	16.430	102.9	59.160	17 -	19.876	21.863	111.3	16.346	103.6	58.085
4 -	18.310	21.801	111.5	16.376	103.1	56.487	18 -	17.871	21.339	<i>112.6</i>	16.265	<i>104.2</i>	55.475
5 -	18.000	22.063	111.1	16.024	102.9	56.087	19 -	17.954	21.525	110.4	16.140	104.0	55.619
6 -	17.971	22.079	110.9	20.962	33.1	1:01.012	20 -	17.797	21.873	108.9	16.336	103.4	56.006
7 -	59.425	23.098	109.7	16.632	102.6	1:39.155	21 -	17.954	22.697	109.5	16.793	100.0	57.444
8 -	18.276	21.964	110.6	16.509	102.6	56.749	22 -	17.912	21.510	111.3	18.549	37.0	57.971
9 -	18.119	21.613	112.4	16.471	103.1	56.203	23 -	1:29.330	21.988	110.7	16.310	103.4	2:07.628
10 -	18.075	22.121	110.7	16.334	103.2	56.530	24 -	18.026	21.787	111.1	<i>15.869</i>	103.6	55.682
11 -	18.107	22.216	96.4	21.482	37.3	1:01.805	25 -	17.892	21.370	110.7	16.025	103.9	55.287
12 -	30.643	22.203	112.0	16.296	102.5	1:09.142	26 -	<i>17.696</i>	21.726	112.0	16.041	103.6	55.463
13 -	18.095	21.533	111.5	16.026	102.8	55.654	27 -	17.810	21.515	111.3	16.290	103.1	55.615
14 -	18.002	21.484	111.7	15.987	103.1	55.473							

Knockhill
Circuit Length = 1.2713 miles
Start: 09:05 End: 09:34

Weather / Track : Cloudy / Dry

MCRCB BULLETIN TK002

2009 Relentless British 125GP Championship & ACU Academy Cup

QUALIFYING 1 - SECTOR ANALYSIS

69	Joshua HARLAND				C								
1 -	Out	26.518	106.2	18.834	99.9	1:09.959	15 -	18.963	22.305	<i>108.9</i>	16.546	99.6	57.814
2 -	20.929	24.803	107.7	17.991	99.6	1:03.723	16 -	18.879	22.472	108.4	16.606	100.2	57.957
3 -	20.821	23.805	107.9	17.482	99.3	1:02.108	17 -	18.879	22.375	108.8	16.515	100.5	57.769
4 -	19.764	23.309	107.9	17.215	100.8	1:00.288	18 -	19.162	22.749	107.4	17.000	98.4	58.911
5 -	19.391	23.379	108.8	17.217	100.5	59.987	19 -	19.144	23.377	106.7	16.375	99.4	58.896
6 -	19.702	23.696	108.4	16.944	99.4	1:00.342	20 -	18.824	22.170	107.4	16.347	100.6	57.341
7 -	19.336	23.142	107.7	16.872	98.7	59.350	21 -	18.752	22.576	108.4	16.491	99.3	57.819
8 -	19.230	22.816	106.5	16.814	98.5	58.860	22 -	18.815	22.393	107.7	16.200	100.5	57.408
9 -	19.014	22.973	108.2	16.714	99.0	58.701	23 -	<i>18.469</i>	22.230	107.0	16.519	98.8	57.218
10 -	19.015	22.714	107.2	16.571	99.9	58.300	24 -	18.869	22.267	107.9	16.404	<i>101.1</i>	57.540
11 -	19.002	22.948	106.4	16.997	96.0	58.947	25 -	18.732	22.464	108.4	16.288	100.9	57.484
12 -	19.262	22.968	106.2	16.509	98.8	58.739	26 -	18.744	<i>22.090</i>	107.9	<i>16.160</i>	100.9	56.994
13 -	19.183	23.833	106.7	16.860	98.1	59.876	27 -	18.759	22.135	107.4	16.197	99.7	57.091
14 -	19.434	23.585	107.9	16.537	100.3	59.556							
72	Connor BEHAN				SP125 / Express Forklifts								
1 -	Out	25.112	106.7	17.570	99.6	1:05.846	14 -	18.183	21.750	108.2	15.673	100.5	55.606
2 -	19.607	23.257	108.1	16.898	100.5	59.762	15 -	17.786	21.466	108.1	15.766	101.1	55.018
3 -	18.872	22.693	107.5	16.437	100.2	58.002	16 -	17.727	21.339	108.8	16.118	99.1	55.184
4 -	18.430	22.253	108.2	16.269	100.6	56.952	17 -	17.817	21.373	108.9	16.022	99.1	55.212
5 -	18.390	24.274	107.7	16.196	99.1	58.860	18 -	18.253	21.675	108.9	16.206	99.9	56.134
6 -	19.480	22.321	107.4	16.219	99.6	58.020	19 -	17.945	22.548	107.9	19.621	31.4	1:00.114
7 -	18.416	22.253	107.5	16.429	98.8	57.098	20 -	4:08.422	22.263	107.4	16.218	100.0	4:46.903
8 -	18.333	21.948	107.9	16.322	99.0	56.603	21 -	17.888	21.349	108.9	<i>15.658</i>	<i>102.0</i>	54.895
9 -	18.155	21.981	108.2	16.290	101.2	56.426	22 -	17.892	<i>21.312</i>	109.8	15.872	100.3	55.076
10 -	18.702	22.185	108.2	16.150	99.7	57.037	23 -	18.113	22.069	<i>112.2</i>	15.892	101.4	56.074
11 -	18.007	21.705	107.9	15.990	100.5	55.702	24 -	17.890	21.361	109.1	15.822	100.9	55.073
12 -	17.928	21.541	108.8	16.018	100.2	55.487	25 -	<i>17.651</i>	21.355	107.7	15.869	101.4	54.875
13 -	17.929	21.849	108.6	16.119	99.6	55.897							
77	Taylor MACKENZIE				C MMCG Motorpoint								
1 -	Out	26.552	106.2	17.954	98.1	1:07.572	16 -	18.151	21.813	107.2	16.001	98.8	55.965
2 -	20.377	23.909	104.9	17.081	98.7	1:01.367	17 -	18.219	21.776	107.5	16.103	99.3	56.098
3 -	18.991	22.694	106.2	16.549	99.3	58.234	18 -	18.265	21.675	106.9	16.228	98.3	56.168
4 -	18.814	22.547	105.8	16.495	98.5	57.856	19 -	18.086	21.801	106.9	15.948	100.0	55.835
5 -	18.654	22.625	105.8	16.503	96.8	57.782	20 -	17.989	21.630	108.8	<i>15.933</i>	99.1	55.552
6 -	19.141	22.619	106.7	16.504	98.4	58.264	21 -	18.033	<i>21.613</i>	107.5	16.033	96.8	55.679
7 -	19.104	22.334	107.5	16.266	<i>100.6</i>	57.704	22 -	18.192	21.622	107.0	16.009	98.5	55.823
8 -	19.035	22.210	<i>110.2</i>	16.085	98.1	57.330	23 -	18.134	21.764	107.2	16.114	99.1	56.012
9 -	19.260	22.164	108.1	16.353	99.7	57.777	24 -	18.261	21.802	107.7	15.937	99.7	56.000
10 -	18.316	21.947	108.1	16.098	99.0	56.361	25 -	18.165	26.280	66.4	18.531	100.3	1:02.976
11 -	18.297	22.033	107.5	16.233	100.5	56.563	26 -	18.143	22.801	102.8	16.421	98.8	57.365
12 -	18.277	21.906	108.2	15.979	100.0	56.162	27 -	18.099	21.837	107.0	15.983	<i>100.6</i>	55.919
13 -	18.082	21.780	109.3	16.197	98.4	56.059	28 -	19.541	23.206	109.3	15.957	100.5	58.704
14 -	18.255	21.960	107.0	16.019	99.1	56.234	29 -	<i>17.886</i>	21.640	107.5	16.052	99.1	55.578
15 -	18.204	22.267	106.9	15.998	99.7	56.469							
87	Lee COSTELLO				Vent-Axia / www.sp125racing.com								
1 -	Out	25.615	104.7	18.172	100.2	1:07.605	13 -	2:53.257	22.460	106.7	16.302	99.4	3:32.019
2 -	19.598	24.414	106.0	17.088	100.3	1:01.100	14 -	18.392	21.570	110.7	15.960	101.2	55.922
3 -	18.859	23.094	105.4	18.644	46.9	1:00.597	15 -	18.248	21.856	108.9	15.967	102.0	56.071
4 -	2:15.431	23.112	107.4	16.690	100.3	2:55.233	16 -	17.925	<i>21.277</i>	<i>111.3</i>	16.073	100.2	55.275
5 -	19.023	22.371	108.2	16.278	100.6	57.672	17 -	18.178	22.174	108.4	15.834	101.2	56.186
6 -	18.687	22.128	108.8	16.641	99.1	57.456	18 -	17.867	22.040	108.2	15.826	101.1	55.733
7 -	18.865	22.263	110.0	16.174	100.6	57.302	19 -	17.865	22.964	109.3	16.452	101.7	57.281
8 -	18.300	21.879	108.2	16.070	100.6	56.249	20 -	18.425	21.534	110.2	15.949	102.6	55.908
9 -	18.392	22.466	107.5	16.023	100.0	56.881	21 -	18.170	22.592	107.5	16.134	102.6	56.896
10 -	18.404	21.775	107.9	15.992	99.9	56.171	22 -	17.864	21.493	109.8	15.886	<i>103.9</i>	55.243
11 -	18.214	21.774	107.4	15.922	100.2	55.910	23 -	18.230	22.870	106.2	15.961	101.5	57.061
12 -	18.655	22.870	106.7	18.715	38.2	1:00.240	24 -	17.969	21.401	108.6	<i>15.825</i>	101.7	55.195
91	Ian STANFORD				Stanford Racing								
1 -	Out	26.008	102.1	19.182	95.9	1:09.542	14 -	19.108	22.895	106.7	16.766	97.1	58.769

Knockhill
Circuit Length = 1.2713 miles
Start: 09:05 End: 09:34

Weather / Track : Cloudy / Dry

MCRCB BULLETIN TK002

2009 Relentless British 125GP Championship & ACU Academy Cup

QUALIFYING 1 - SECTOR ANALYSIS

2 -	20.513	24.539	104.7	17.562	99.6	1:02.614	15 -	19.327	22.815	107.9	<i>16.376</i>	98.7	58.518
3 -	19.850	24.808	103.6	17.500	97.3	1:02.158	16 -	19.158	22.839	106.2	16.709	97.5	58.706
4 -	19.508	23.339	106.2	16.881	97.1	59.728	17 -	19.293	22.656	106.4	16.799	97.5	58.748
5 -	19.493	23.407	105.7	16.817	98.0	59.717	18 -	19.117	22.744	105.7	16.726	97.1	58.587
6 -	19.399	23.219	<i>108.9</i>	17.148	97.7	59.766	19 -	19.191	22.857	105.8	20.567	32.7	1:02.615
7 -	19.698	23.333	108.1	16.708	98.4	59.739	20 -	1:35.220	23.666	103.1	16.899	98.1	2:15.785
8 -	19.246	23.019	107.4	16.619	<i>100.8</i>	58.884	21 -	19.119	22.828	105.5	17.543	95.1	59.490
9 -	19.143	23.391	107.9	16.859	98.4	59.393	22 -	19.521	22.965	107.4	16.700	97.7	59.186
10 -	19.172	22.914	107.7	16.607	97.5	58.693	23 -	19.142	<i>22.386</i>	106.2	16.687	97.8	58.215
11 -	19.845	24.270	99.4	16.919	98.3	1:01.034	24 -	19.135	22.573	107.4	16.776	98.4	58.484
12 -	19.230	23.123	105.0	16.752	96.7	59.105	25 -	19.215	22.654	106.0	16.774	97.7	58.643
13 -	19.238	22.878	105.8	16.898	97.7	59.014	26 -	<i>19.099</i>	22.601	107.5	17.127	100.6	58.827
96	Ryan SAXELBY KRP / Bradley Smith Racing												
1 -	Out	23.485	109.1	17.114	100.3	1:01.238	14 -	18.348	22.051	111.7	16.283	101.1	56.682
2 -	19.256	23.008	109.1	16.781	100.2	59.045	15 -	18.396	21.985	110.9	16.329	101.2	56.710
3 -	19.220	22.905	108.9	16.642	100.8	58.767	16 -	18.653	22.021	110.6	16.163	102.1	56.837
4 -	19.205	22.635	111.8	16.280	101.7	58.120	17 -	18.400	21.983	110.6	16.222	101.2	56.605
5 -	18.653	22.479	110.4	19.306	44.4	1:00.438	18 -	18.331	21.877	111.5	16.406	102.5	56.614
6 -	2:35.717	22.750	110.0	16.418	100.9	3:14.885	19 -	<i>18.240</i>	21.963	110.4	17.726	45.0	57.929
7 -	18.857	22.479	110.7	16.624	101.5	57.960	20 -	1:43.137	22.334	110.0	16.383	101.4	2:21.854
8 -	19.081	22.856	110.4	16.283	101.7	58.220	21 -	18.328	22.000	110.7	16.132	102.3	56.460
9 -	18.707	22.242	110.9	16.444	100.6	57.393	22 -	18.473	22.103	110.4	16.320	102.0	56.896
10 -	18.509	22.084	110.9	16.306	101.4	56.899	23 -	18.875	21.812	<i>112.0</i>	16.436	<i>102.9</i>	57.123
11 -	19.384	22.532	109.5	16.189	101.5	58.105	24 -	18.264	<i>21.807</i>	111.3	16.225	102.3	56.296
12 -	18.269	22.118	110.4	16.232	102.0	56.619	25 -	18.303	21.845	110.9	<i>16.096</i>	102.0	56.244
13 -	18.587	21.915	111.5	16.481	102.1	56.983							
97	Sammi TASKER C Team Tasker												
1 -	Out	28.093	94.3	19.735	86.3	1:12.331	11 -	19.885	23.199	109.1	16.744	97.7	59.828
2 -	22.538	27.676	96.6	18.515	94.9	1:08.729	12 -	20.819	23.407	<i>110.6</i>	17.381	99.9	1:01.607
3 -	21.166	25.980	99.6	17.929	97.8	1:05.075	13 -	19.608	23.558	108.9	16.907	98.5	1:00.073
4 -	20.777	26.128	97.4	22.068	28.2	1:08.973	14 -	19.809	23.159	108.8	16.750	99.1	59.718
5 -	1:40.005	24.789	107.4	17.318	97.5	2:22.112	15 -	19.674	23.348	108.6	16.652	100.0	59.674
6 -	20.156	23.811	109.1	17.952	95.9	1:01.919	16 -	<i>19.510</i>	<i>23.084</i>	108.6	16.681	99.1	59.275
7 -	20.028	23.671	109.7	16.961	98.7	1:00.660	17 -	19.799	23.196	108.4	21.152	31.8	1:04.147
8 -	19.746	23.541	109.8	16.654	99.4	59.941	18 -	5:58.339	24.382	96.4	17.182	100.0	6:39.903
9 -	20.220	23.674	109.1	<i>16.586</i>	99.7	1:00.480	19 -	19.675	23.484	108.8	16.680	<i>100.5</i>	59.839
10 -	19.647	23.265	108.8	17.135	97.5	1:00.047							
99	Kasey WYATT C Repli-Cast UK												
1 -	Out	26.069	106.4	18.623	98.4	1:08.393	14 -	19.675	23.305	107.5	16.867	99.6	59.847
2 -	20.930	24.471	107.2	17.341	99.0	1:02.742	15 -	19.521	23.138	<i>108.9</i>	17.684	98.5	1:00.343
3 -	19.844	24.165	105.0	17.463	97.8	1:01.472	16 -	19.389	23.227	107.0	<i>16.763</i>	99.4	59.379
4 -	20.043	24.088	105.8	17.233	98.4	1:01.364	17 -	19.966	23.235	107.4	16.878	99.6	1:00.079
5 -	19.852	23.857	105.7	17.186	99.0	1:00.895	18 -	19.362	23.578	108.2	17.109	99.1	1:00.049
6 -	19.916	23.895	106.9	22.985	30.9	1:06.796	19 -	<i>19.248</i>	23.254	107.9	16.899	98.7	59.401
7 -	54.369	23.885	107.2	17.277	99.4	1:35.531	20 -	19.324	23.194	108.1	17.112	99.0	59.630
8 -	20.017	23.602	104.9	17.471	98.5	1:01.090	21 -	19.457	23.314	105.8	17.273	98.3	1:00.044
9 -	19.738	23.678	106.0	17.357	99.0	1:00.773	22 -	19.430	23.660	106.9	20.217	32.0	1:03.307
10 -	19.601	23.401	106.4	17.347	99.0	1:00.349	23 -	1:19.515	24.868	102.8	20.541	93.2	2:04.924
11 -	19.755	23.507	107.5	17.076	97.7	1:00.338	24 -	20.508	<i>23.119</i>	106.4	16.893	99.6	1:00.520
12 -	19.904	23.363	108.6	16.953	99.0	1:00.220	25 -	19.300	23.208	105.8	17.034	<i>99.9</i>	59.542
13 -	19.779	23.582	106.4	17.102	99.3	1:00.463							

Knockhill
Circuit Length = 1.2713 miles
Start: 09:05 End: 09:34

Weather / Track : Cloudy / Dry

MCRCB BULLETIN TK003

2009 Relentless British 125GP Championship & ACU Academy Cup

QUALIFYING 1 - SPEED TRAPS

SECTOR 1				SECTOR 2			FINISH LINE		
POS	NO	NAME	MPH	NO	NAME	MPH	NO	NAME	MPH
1				6	Martin GLOSSOP	114.1	6	Martin GLOSSOP	105.0
2				10	Peter SUTHERLAND	113.4	10	Peter SUTHERLAND	104.5
3				61	Paul JORDAN	112.6	61	Paul JORDAN	104.2
4				52	Adam BLACKLOCK	112.4	87	Lee COSTELLO	103.9
5				72	Connor BEHAN	112.2	8	Brian CLARK	103.6
6				96	Ryan SAXELBY	112.0	24	Ben BARRETT	103.1
7				13	Rob GUIVER	111.8	28	Jon VINCENT	103.1
8				19	Michael HILL	111.7	50	Tim HASTINGS	102.9
9				26	Nicole McALEER	111.7	52	Adam BLACKLOCK	102.9
10				11	Tom WEEDEN	111.3	96	Ryan SAXELBY	102.9
11				29	James LODGE	111.3	26	Nicole McALEER	102.8
12				87	Lee COSTELLO	111.3	19	Michael HILL	102.6
13				2	Robbie STEWART	111.1	7	Deane BROWN	102.3
14				7	Deane BROWN	111.1	11	Tom WEEDEN	102.1
15				8	Brian CLARK	110.9	29	James LODGE	102.1
16				16	Shaun HORSMAN	110.6	72	Connor BEHAN	102.0
17				97	Sammi TASKER	110.6	13	Rob GUIVER	101.8
18				77	Taylor MACKENZIE	110.2	16	Shaun HORSMAN	101.4
19				28	Jon VINCENT	109.8	69	Joshua HARLAND	101.1
20				50	Tim HASTINGS	109.5	91	Ian STANFORD	100.8
21				24	Ben BARRETT	109.3	77	Taylor MACKENZIE	100.6
22				69	Joshua HARLAND	108.9	2	Robbie STEWART	100.5
23				91	Ian STANFORD	108.9	97	Sammi TASKER	100.5
24				99	Kasey WYATT	108.9	46	Ross WALKER	100.0
25				41	Shaun WINFIELD	108.6	41	Shaun WINFIELD	99.9
26				46	Ross WALKER	108.6	99	Kasey WYATT	99.9
27				66	Tom HAYWARD	108.1	35	Elliot LODGE	99.4
28				35	Elliot LODGE	107.4	17	John McPHEE	98.7
29				9	Niall CAMPBELL	107.2	4	Philip WAKEFIELD	97.5
30				4	Philip WAKEFIELD	106.9	9	Niall CAMPBELL	97.4
31				17	John McPHEE	106.9	21	Tom STANFORD	96.4
32				22	Matthew PAULO	105.5	22	Matthew PAULO	96.3
				21	Tom STANFORD	104.5	66	Tom HAYWARD	89.2

MCRCB BULLETIN TK004

2009 Relentless British 125GP Championship & ACU Academy Cup

QUALIFYING 1 - BEST SECTOR TIMES

SECTOR 1			SECTOR 2			SECTOR 3			IDEAL / BEST COMPARISON						
POS	NO	NAME	TIME	NO	NAME	TIME	NO	NAME	TIME	POS	NO	NAME	IDEAL	BEST	DIFF
1	6	GLOSSOP	17.612	6	GLOSSOP	21.015	6	GLOSSOP	15.537	1	6	GLOSSOP	54.164	54.207	0.043
2	29	LODGE	17.631	13	GUIVER	21.160	13	GUIVER	15.616	2	13	GUIVER	54.473	54.473	0.000
3	72	BEHAN	17.651	29	LODGE	21.226	29	LODGE	15.627	3	29	LODGE	54.484	54.605	0.121
4	61	JORDAN	17.696	87	COSTELLO	21.277	72	BEHAN	15.658	4	72	BEHAN	54.621	54.875	0.254
5	13	GUIVER	17.697	72	BEHAN	21.312	8	CLARK	15.778	5	2	STEWART	54.884	55.093	0.209
6	2	STEWART	17.773	2	STEWART	21.330	2	STEWART	15.781	6	87	COSTELLO	54.895	55.195	0.300
7	87	COSTELLO	17.793	61	JORDAN	21.333	16	HORSMAN	15.806	7	61	JORDAN	54.898	55.242	0.344
8	16	HORSMAN	17.838	52	BLACKLOCK	21.337	7	BROWN	15.812	8	7	BROWN	55.080	55.198	0.118
9	7	BROWN	17.871	7	BROWN	21.397	87	COSTELLO	15.825	9	16	HORSMAN	55.416	55.540	0.124
10	77	MACKENZIE	17.886	8	CLARK	21.498	61	JORDAN	15.869	10	8	CLARK	55.418	55.511	0.093
11	19	HILL	18.096	10	SUTHERLAND	21.517	10	SUTHERLAND	15.928	11	77	MACKENZIE	55.432	55.552	0.120
12	8	CLARK	18.142	77	MACKENZIE	21.613	77	MACKENZIE	15.933	12	52	BLACKLOCK	55.555	55.676	0.121
13	28	VINCENT	18.180	16	HORSMAN	21.772	52	BLACKLOCK	16.018	13	10	SUTHERLAND	55.705	55.786	0.081
14	52	BLACKLOCK	18.200	96	SAXELBY	21.807	19	HILL	16.045	14	28	VINCENT	56.111	56.277	0.166
15	46	WALKER	18.206	28	VINCENT	21.835	28	VINCENT	16.096	15	19	HILL	56.125	56.235	0.110
16	50	HASTINGS	18.226	26	McALEER	21.932	96	SAXELBY	16.096	16	96	SAXELBY	56.143	56.244	0.101
17	96	SAXELBY	18.240	4	WAKEFIELD	21.963	69	HARLAND	16.160	17	46	WALKER	56.379	56.536	0.157
18	10	SUTHERLAND	18.260	46	WALKER	21.982	46	WALKER	16.191	18	4	WAKEFIELD	56.558	56.628	0.070
19	4	WAKEFIELD	18.269	19	HILL	21.984	26	McALEER	16.260	19	50	HASTINGS	56.642	56.858	0.216
20	41	WINFIELD	18.329	41	WINFIELD	21.988	4	WAKEFIELD	16.326	20	69	HARLAND	56.719	56.994	0.275
21	11	WEEDEN	18.402	22	PAULO	22.006	22	PAULO	16.337	21	26	McALEER	56.728	56.946	0.218
22	69	HARLAND	18.469	50	HASTINGS	22.075	50	HASTINGS	16.341	22	41	WINFIELD	56.748	57.122	0.374
23	22	PAULO	18.520	69	HARLAND	22.090	11	WEEDEN	16.352	23	22	PAULO	56.863	56.863	0.000
24	26	McALEER	18.536	24	BARRETT	22.209	91	STANFORD	16.376	24	11	WEEDEN	57.126	57.204	0.078
25	24	BARRETT	18.604	11	WEEDEN	22.372	24	BARRETT	16.412	25	24	BARRETT	57.225	57.363	0.138
26	21	STANFORD	18.708	91	STANFORD	22.386	41	WINFIELD	16.431	26	91	STANFORD	57.861	58.215	0.354
27	9	CAMPBELL	18.735	9	CAMPBELL	22.591	97	TASKER	16.586	27	9	CAMPBELL	57.941	57.941	0.000
28	91	STANFORD	19.099	21	STANFORD	22.667	9	CAMPBELL	16.615	28	21	STANFORD	58.145	58.393	0.248
29	17	McPHEE	19.150	97	TASKER	23.084	99	WYATT	16.763	29	99	WYATT	59.130	59.379	0.249
30	99	WYATT	19.248	35	LODGE	23.094	17	McPHEE	16.768	30	97	TASKER	59.180	59.275	0.095
31	97	TASKER	19.510	99	WYATT	23.119	21	STANFORD	16.770	31	17	McPHEE	59.224	59.791	0.567
32	35	LODGE	19.645	17	McPHEE	23.306	35	LODGE	16.813	32	35	LODGE	59.552	59.938	0.386
66	HAYWARD	23.926	66	HAYWARD	26.758	66	HAYWARD	18.871	33	66	HAYWARD	1:09.555			
											Perfect Lap		54.164		

Knockhill
Circuit Length = 1.2713 miles
Start: 09:05 End: 09:34

Weather / Track : Cloudy / Dry

www.tsl-timing.com

Printed - 09.37 Saturday, 04 July 2009

MCRCB BULLETIN TK027

2009 Relentless British 125GP Championship & ACU Academy Cup QUALIFYING 2 - COMBINED CLASSIFICATION

POS	NO	CL	NAME	ENTRY	FIRST		SECOND		GAP	DIFF
					TIME	LAPS	TIME	LAPS		
1	6		Martin GLOSSOP	Seel Honda - KRP / Bradley Smith Racing	54.207	22	53.939	22		
2	72		Connor BEHAN	Honda - SP125 / Express Forklifts	54.875	25	54.432	24	0.493	0.493
3	29		James LODGE	Honda - KRP / Earnshaws Motorcycles	54.605	26	54.471	28	0.532	0.039
4	13		Rob GUIVER	Honda - SP125 / RG Racing	54.473	26	54.477	26	0.534	0.002
5	50	C	Tim HASTINGS	Honda - KRP / Bradley Smith Racing	56.858	4	54.741	26	0.802	0.268
6	87		Lee COSTELLO	Honda - Vent-Axia / www.sp125racing.com	55.195	24	54.824	30	0.885	0.083
7	2		Robbie STEWART	Honda - Repli-Cast UK	55.093	27	54.882	22	0.943	0.058
8	61		Paul JORDAN	Honda - KRP / Bradley Smith Racing	55.242	27	55.017	13	1.078	0.135
9	52	C	Adam BLACKLOCK	Honda - Repli-Cast UK	55.676	21	55.032	27	1.093	0.015
10	16		Shaun HORSMAN	Honda - Symitry I.T. North	55.540	22	55.172	27	1.233	0.140
11	66		Tom HAYWARD	Honda - KRP / Daniel Weston Racing		1	55.185	29	1.246	0.013
12	7	C	Deane BROWN	Honda - Colin Appleyard / Macadam Racing	55.198	27	55.237	18	1.259	0.013
13	10	C	Peter SUTHERLAND	Aprillia - Kinpac Racing	55.786	24	55.201	25	1.262	0.003
14	8		Brian CLARK	Honda - Banks Racing/Express Racewear	55.511	24	55.242	26	1.303	0.041
15	77	C	Taylor MACKENZIE	Honda - MMCG Motorpoint	55.552	29	55.434	21	1.495	0.192
16	19		Michael HILL	Honda - TABOO Motorsport	56.235	22	55.687	27	1.748	0.253
17	28		Jon VINCENT	Honda - Molly / GRF Heavy Transport	56.277	26	55.865	27	1.926	0.178
18	22	C	Matthew PAULO	Honda - Paulo Racing	56.863	16	55.867	18	1.928	0.002
19	96		Ryan SAXELBY	Honda - KRP / Bradley Smith Racing	56.244	25	55.871	27	1.932	0.004
20	4		Philip WAKEFIELD	Honda - PWR / Sandbach Scrap Metal	56.628	25	56.013	28	2.074	0.142
21	46	C	Ross WALKER	Honda - Ross Walker Racing	56.536	25	56.195	22	2.256	0.182
22	26	C	Nicole McALEER	Honda - Megabikes.ie	56.946	27	56.230	28	2.291	0.035
23	11	C	Tom WEEDEN	Honda - TABOO Motorsport Junior Team	57.204	25	56.262	26	2.323	0.032
24	41	C	Shaun WINFIELD	Honda - TAG Triumph	57.122	21	56.384	24	2.445	0.122
25	17	C	John McPHEE	Honda - McPhee Racing	59.791	5	56.613	23	2.674	0.229
26	69	C	Joshua HARLAND	Honda -	56.994	27		0	3.055	0.381
27	24		Ben BARRETT	Honda - SP125Racing / Lowerdale Autos	57.363	26	57.050	25	3.111	0.056
28	91		Ian STANFORD	Honda - Stanford Racing	58.215	26	57.560	27	3.621	0.510
29	9	C	Niall CAMPBELL	Honda - Kinpac Racing	57.941	22	57.674	25	3.735	0.114
30	97	C	Sammi TASKER	Honda - Team Tasker		19	57.759	21	3.820	0.085
31	21		Tom STANFORD	Honda - Stanford Racing	58.393	25	58.237	23	4.298	0.478
32	99	C	Kasey WYATT	Honda - Repli-Cast UK	59.379	25	58.356	28	4.417	0.119
33	35	C	Elliot LODGE	Honda - Spike Racing	59.938	24	59.972	21	5.999	1.582

No 97 - 1st session times disallowed - failure at post session control fuel check

Weather / Track : Cloudy / Dry

These results are provisional until the conclusion of any judicial and technical matters.

Knockhill

Circuit Length = 1.2713 miles

Start: 13:50 End: 14:21

Race Director :	Stewards :	Timekeeper :
-----------------	------------	--------------

MCRCB BULLETIN TK028

2009 Relentless British 125GP Championship & ACU Academy Cup QUALIFYING 2 - CLASSIFICATION

POS	NO	CL	NAME	ENTRY	TIME	ON	LAPS	GAP	DIFF	MPH
1	6		Martin GLOSSOP	Seel Honda - KRP / Bradley Smith Racing	53.939	12	22			84.85
2	72		Connor BEHAN	Honda - SP125 / Express Forklifts	54.432	22	24	0.493	0.493	84.08
3	29		James LODGE	Honda - KRP / Earnshaws Motorcycles	54.471	13	28	0.532	0.039	84.02
4	13		Rob GUIVER	Honda - SP125 / RG Racing	54.477	15	26	0.538	0.006	84.01
5	50	C	Tim HASTINGS	Honda - KRP / Bradley Smith Racing	54.741	26	26	0.802	0.264	83.60
6	87		Lee COSTELLO	Honda - Vent-Axia / www.sp125racing.com	54.824	17	30	0.885	0.083	83.48
7	2		Robbie STEWART	Honda - Repli-Cast UK	54.882	20	22	0.943	0.058	83.39
8	61		Paul JORDAN	Honda - KRP / Bradley Smith Racing	55.017	10	13	1.078	0.135	83.18
9	52	C	Adam BLACKLOCK	Honda - Repli-Cast UK	55.032	23	27	1.093	0.015	83.16
10	16		Shaun HORSMAN	Honda - Symitry I.T. North	55.172	25	27	1.233	0.140	82.95
11	66		Tom HAYWARD	Honda - KRP / Daniel Weston Racing	55.185	29	29	1.246	0.013	82.93
12	10	C	Peter SUTHERLAND	Aprillia - Kinpac Racing	55.201	12	25	1.262	0.016	82.91
13	7	C	Deane BROWN	Honda - Colin Appleyard / Macadam Racing	55.237	13	18	1.298	0.036	82.85
14	8		Brian CLARK	Honda - Banks Racing/Express Racewear	55.242	23	26	1.303	0.005	82.84
15	77	C	Taylor MACKENZIE	Honda - MMCG Motorpoint	55.434	21	21	1.495	0.192	82.56
16	19		Michael HILL	Honda - TABOO Motorsport	55.687	25	27	1.748	0.253	82.18
17	28		Jon VINCENT	Honda - Molly / GRF Heavy Transport	55.865	16	27	1.926	0.178	81.92
18	22	C	Matthew PAULO	Honda - Paulo Racing	55.867	15	18	1.928	0.002	81.92
19	96		Ryan SAXELBY	Honda - KRP / Bradley Smith Racing	55.871	26	27	1.932	0.004	81.91
20	4		Philip WAKEFIELD	Honda - PWR / Sandbach Scrap Metal	56.013	11	28	2.074	0.142	81.70
21	46	C	Ross WALKER	Honda - Ross Walker Racing	56.195	11	22	2.256	0.182	81.44
22	26	C	Nicole McALEER	Honda - Megabikes.ie	56.230	23	28	2.291	0.035	81.39
23	11	C	Tom WEEDEN	Honda - TABOO Motorsport Junior Team	56.262	24	26	2.323	0.032	81.34
24	41	C	Shaun WINFIELD	Honda - TAG Triumph	56.384	16	24	2.445	0.122	81.17
25	17	C	John McPHEE	Honda - McPhee Racing	56.613	23	23	2.674	0.229	80.84
26	24		Ben BARRETT	Honda - SP125Racing / Lowerdale Autos	57.050	22	25	3.111	0.437	80.22
27	91		Ian STANFORD	Honda - Stanford Racing	57.560	23	27	3.621	0.510	79.51
28	9	C	Niall CAMPBELL	Honda - Kinpac Racing	57.674	25	25	3.735	0.114	79.35
29	97	C	Sammi TASKER	Honda - Team Tasker	57.759	18	21	3.820	0.085	79.23
30	21		Tom STANFORD	Honda - Stanford Racing	58.237	6	23	4.298	0.478	78.58
31	99	C	Kasey WYATT	Honda - Repli-Cast UK	58.356	22	28	4.417	0.119	78.42
32	35	C	Elliot LODGE	Honda - Spike Racing	59.972	14	21	6.033	1.616	76.31
37	69	C	Joshua HARLAND	Honda -		0	0			

Weather / Track : Cloudy / Dry

These results are provisional until the conclusion of any judicial and technical matters.

Knockhill
Circuit Length = 1.2713 miles
Start: 13:50 End: 14:21

Race Director :	Stewards :	Timekeeper :
-----------------	------------	--------------

MCRCB BULLETIN TK029

2009 Relentless British 125GP Championship & ACU Academy Cup

QUALIFYING 2 - SECTOR ANALYSIS

2		Robbie STEWART				Repli-Cast UK							
1-	Out	24.439	104.5	17.337	100.2	1:01.903	12-	18.740	21.778	108.8	16.468	100.5	56.986
2-	19.091	22.890	107.0	16.790	100.6	58.771	13-	17.884	21.434	108.9	15.969	101.2	55.287
3-	18.521	21.909	108.6	16.203	100.9	56.633	14-	17.803	21.347	109.3	16.026	101.2	55.176
4-	18.355	22.271	107.5	16.419	100.6	57.045	15-	18.264	22.314	103.2	20.330	29.8	1:00.908
5-	18.163	21.894	108.2	16.165	101.5	56.222	16-	4:27.229	22.856	107.7	17.109	99.7	5:07.194
6-	18.375	22.624	103.4	16.446	100.8	57.445	17-	18.385	22.217	103.4	18.764	95.7	59.366
7-	18.063	21.619	108.4	16.099	102.0	55.781	18-	18.992	22.387	103.7	16.265	100.6	57.644
8-	18.299	22.526	108.1	21.167	29.7	1:01.992	19-	17.927	21.353	108.1	15.859	100.9	55.139
9-	4:00.312	24.394	103.1	17.616	98.0	4:42.322	20-	17.787	21.301	107.4	15.794	100.9	54.882
10-	19.448	22.813	102.8	16.933	97.3	59.194	21-	17.719	21.683	109.8	15.870	100.5	55.272
11-	18.722	22.538	102.8	17.032	99.4	58.292	22-	18.013	21.506	106.7	15.938	99.9	55.457
4		Philip WAKEFIELD				PWR / Sandbach Scrap Metal							
1-	Out	24.475	102.6	17.515	98.4	1:05.512	15-	18.148	22.062	100.5	23.091	27.3	1:03.301
2-	19.081	23.264	105.2	16.635	100.2	58.980	16-	2:26.289	23.719	101.8	16.834	99.6	3:06.842
3-	18.535	22.085	106.9	16.470	100.0	57.090	17-	18.840	22.312	104.4	16.320	99.6	57.472
4-	18.763	22.038	105.5	16.344	98.3	57.145	18-	18.354	21.771	104.7	16.334	99.4	56.459
5-	18.395	21.850	106.7	16.383	100.5	56.628	19-	18.882	22.657	104.0	16.271	98.7	57.810
6-	18.548	21.867	105.4	16.377	99.4	56.792	20-	18.378	22.109	103.9	16.289	98.7	56.776
7-	18.521	22.755	106.0	16.469	98.8	57.745	21-	18.552	21.890	103.9	16.375	98.3	56.817
8-	18.692	21.740	105.8	16.426	100.0	56.858	22-	18.476	21.760	104.9	16.382	98.5	56.618
9-	18.194	21.732	105.8	16.307	99.4	56.233	23-	18.489	21.700	106.5	16.315	98.5	56.504
10-	18.163	21.696	104.4	16.285	99.3	56.144	24-	18.302	21.711	106.0	16.180	98.5	56.193
11-	18.136	21.559	105.8	16.318	98.5	56.013	25-	18.254	21.672	105.0	16.169	99.3	56.095
12-	18.190	22.101	104.2	16.421	99.3	56.712	26-	18.222	21.652	104.2	16.351	98.4	56.225
13-	18.236	21.674	107.9	16.254	98.5	56.164	27-	18.277	21.892	106.2	16.598	98.1	56.767
14-	18.160	21.555	104.5	16.516	98.5	56.231	28-	18.728	21.968	103.6	16.390	97.7	57.086
6		Martin GLOSSOP				KRP / Bradley Smith Racing							
1-	Out	23.347	109.3	16.475	106.5	1:03.807	12-	17.588	20.928	112.6	15.423	106.5	53.939
2-	18.567	21.642	111.1	15.742	107.4	55.951	13-	18.302	24.760	79.1	18.565	105.0	1:01.627
3-	17.916	21.245	113.6	15.873	106.7	55.034	14-	19.109	21.287	112.4	15.836	107.4	56.232
4-	17.879	21.594	110.9	15.602	107.7	55.075	15-	17.572	20.920	112.8	15.804	107.4	54.296
5-	18.050	21.461	112.8	15.940	107.5	55.451	16-	17.604	21.365	112.6	15.627	107.9	54.596
6-	18.287	21.117	114.1	15.675	108.1	55.079	17-	17.624	21.216	113.6	18.666	45.2	57.506
7-	17.797	21.189	112.8	15.703	106.2	54.689	18-	5:46.975	21.728	111.5	16.042	106.0	6:24.745
8-	18.105	21.845	109.1	18.996	39.5	58.946	19-	18.054	21.059	112.6	15.799	106.4	54.912
9-	2:43.024	21.754	112.2	16.136	106.0	3:20.914	20-	18.117	21.620	105.2	16.432	103.1	56.169
10-	18.300	22.268	108.4	16.265	105.4	56.833	21-	18.531	22.855	97.4	17.193	107.0	58.579
11-	17.710	20.976	112.0	15.545	106.7	54.231	22-	17.813	21.285	112.6	16.185	103.2	55.283
7		Deane BROWN				C Colin Appleyard / Macadam Racing							
1-	Out	24.026	104.2	16.960	102.9	1:00.178	10-	18.096	21.935	108.1	16.147	102.9	56.178
2-	18.602	23.468	106.2	16.515	103.4	58.585	11-	18.220	21.560	110.4	16.111	103.6	55.891
3-	18.800	22.726	107.7	16.491	103.1	58.017	12-	18.206	21.547	110.2	16.071	102.9	55.824
4-	18.444	22.438	109.5	16.243	102.6	57.125	13-	17.839	21.365	109.5	16.033	103.1	55.237
5-	18.150	22.588	106.7	16.438	104.0	57.176	14-	17.934	21.563	108.8	16.124	103.1	55.621
6-	18.552	21.750	111.1	19.764	37.1	1:00.066	15-	17.755	21.590	108.6	16.063	102.6	55.408
7-	3:28.078	23.683	106.7	16.549	102.1	4:08.310	16-	18.568	22.484	107.0	17.188	87.5	58.240
8-	18.537	21.880	110.4	16.401	102.1	56.818	17-	24.156	35.145	79.1	17.723	102.3	1:17.024
9-	19.943	24.425	107.0	16.245	102.6	1:00.613	18-	18.125	21.700	110.0	20.020	36.8	59.845
8		Brian CLARK				Banks Racing/Express Racewear							
1-	Out	22.669	108.2	16.693	106.2	59.597	14-	18.173	21.489	110.7	15.909	105.7	55.571
2-	18.993	21.508	111.5	15.864	105.8	56.365	15-	18.221	21.719	110.2	15.974	105.0	55.914
3-	18.669	22.068	111.1	16.084	105.2	56.821	16-	18.007	21.571	110.0	15.884	105.5	55.462
4-	18.279	21.524	110.7	15.784	105.5	55.587	17-	18.764	22.510	104.0	19.493	39.7	1:00.767
5-	18.432	22.356	110.6	17.301	102.1	58.089	18-	3:50.212	25.927	92.9	16.987	104.4	4:33.126
6-	18.477	21.934	110.4	15.972	106.0	56.383	19-	18.531	22.160	110.0	16.224	104.9	56.915
7-	18.388	22.361	108.1	16.204	104.9	56.953	20-	18.363	21.649	112.2	15.952	105.0	55.964
8-	18.224	21.686	110.6	16.308	105.2	56.218	21-	17.964	21.675	110.7	15.803	105.5	55.442
9-	18.353	21.884	111.1	16.027	104.9	56.264	22-	18.128	21.946	111.1	15.767	105.4	55.841
10-	18.110	21.487	110.0	15.830	105.8	55.427	23-	18.064	21.436	111.3	15.742	106.0	55.242

Knockhill
Circuit Length = 1.2713 miles
Start: 13:50 End: 14:21

Weather / Track : Cloudy / Dry

MCRCB BULLETIN TK029

2009 Relentless British 125GP Championship & ACU Academy Cup

QUALIFYING 2 - SECTOR ANALYSIS

11 -	18.098	21.682	110.9	15.857	104.4	55.637	24 -	18.022	<i>21.250</i>	111.7	16.204	105.2	55.476		
12 -	18.219	21.593	109.5	15.767	106.0	55.579	25 -	18.101	21.899	109.1	15.834	<i>106.2</i>	55.834		
13 -	18.175	21.656	109.8	15.943	103.2	55.774	26 -	18.149	21.742	109.8	15.850	105.4	55.741		
9	Niall CAMPBELL												C	Kinpac Racing	
1 -	Out	24.755	102.9	17.298	98.7	1:04.067	14 -	18.907	22.725	105.4	16.541	99.3	58.173		
2 -	19.468	23.248	105.4	16.689	98.8	59.405	15 -	19.034	22.929	104.9	16.828	98.3	58.791		
3 -	19.360	22.910	104.9	16.709	98.4	58.979	16 -	19.340	23.121	104.5	16.622	98.7	59.083		
4 -	19.268	22.855	105.7	16.709	99.1	58.832	17 -	19.037	22.951	104.9	16.619	98.0	58.607		
5 -	19.029	23.025	104.4	16.716	98.1	58.770	18 -	18.805	22.596	<i>106.9</i>	<i>16.379</i>	98.8	57.780		
6 -	19.003	22.916	105.0	17.145	99.0	59.064	19 -	18.982	22.787	105.7	16.458	98.0	58.227		
7 -	18.904	22.436	105.8	16.566	99.3	57.906	20 -	18.726	22.615	105.5	16.454	98.1	57.795		
8 -	18.942	22.793	104.0	16.839	97.8	58.574	21 -	19.163	22.784	106.4	16.857	99.3	58.804		
9 -	18.743	22.738	104.9	16.658	98.3	58.139	22 -	18.860	22.812	104.5	16.469	99.1	58.141		
10 -	18.956	23.031	104.0	16.522	98.4	58.509	23 -	18.784	22.640	104.2	16.704	99.6	58.128		
11 -	18.736	22.795	103.4	20.699	28.6	1:02.230	24 -	18.614	22.757	106.2	17.059	<i>99.7</i>	58.430		
12 -	3:50.361	23.765	101.4	17.171	97.8	4:31.297	25 -	<i>18.602</i>	<i>22.354</i>	105.4	16.718	99.4	<i>57.674</i>		
13 -	19.160	23.304	104.4	16.583	97.3	59.047									
10	Peter SUTHERLAND												C	Kinpac Racing	
1 -	Out	22.135	110.6	16.155	106.2	55.931	14 -	<i>18.061</i>	21.360	110.0	18.607	39.7	58.028		
2 -	18.513	21.844	<i>112.2</i>	16.016	106.4	56.373	15 -	3:49.083	22.406	105.0	17.845	102.3	4:29.334		
3 -	18.273	21.520	111.7	16.161	<i>106.7</i>	55.954	16 -	18.408	21.546	110.2	15.919	105.4	55.873		
4 -	18.279	21.712	111.3	16.005	105.5	55.996	17 -	18.575	22.931	111.1	16.579	104.4	58.085		
5 -	18.338	22.515	106.7	16.121	106.5	56.974	18 -	18.205	21.247	111.5	15.978	104.5	55.430		
6 -	18.333	21.617	112.0	16.012	106.5	55.962	19 -	19.933	23.406	99.0	19.869	42.3	1:03.208		
7 -	18.205	21.713	111.7	16.109	104.0	56.027	20 -	29.630	21.525	111.5	16.023	104.7	1:07.178		
8 -	18.135	21.475	110.6	15.934	105.7	55.544	21 -	18.275	22.084	110.9	16.088	105.0	56.447		
9 -	18.094	21.276	111.5	15.948	105.2	55.318	22 -	18.392	21.540	109.1	16.009	104.2	55.941		
10 -	18.103	21.316	110.4	15.908	105.4	55.327	23 -	18.123	21.420	109.3	15.931	104.2	55.474		
11 -	18.248	21.460	110.6	15.991	105.0	55.699	24 -	18.336	21.471	109.8	<i>15.840</i>	105.4	55.647		
12 -	18.092	<i>21.242</i>	110.4	15.867	104.9	<i>55.201</i>	25 -	18.108	21.521	109.8	15.972	105.0	55.601		
13 -	18.098	21.416	109.7	15.881	105.2	55.395									
11	Tom WEEDEN												C	TABOO Motorsport Junior Team	
1 -	Out	23.977	104.0	16.787	103.7	1:03.545	14 -	4:26.577	22.997	107.7	16.592	103.1	5:06.166		
2 -	18.973	22.948	107.9	16.535	103.1	58.456	15 -	18.645	22.467	108.1	16.579	<i>105.0</i>	57.691		
3 -	18.876	22.595	109.5	16.571	102.8	58.042	16 -	18.504	22.091	108.2	<i>16.167</i>	104.9	56.762		
4 -	18.700	22.853	106.5	16.882	102.5	58.435	17 -	18.774	21.917	<i>110.0</i>	16.433	103.9	57.124		
5 -	18.890	22.368	109.5	16.730	102.0	57.988	18 -	18.659	22.223	109.3	16.361	103.7	57.243		
6 -	19.265	23.198	109.3	16.456	103.2	58.919	19 -	18.339	22.004	109.7	16.238	103.2	56.581		
7 -	18.689	22.303	109.1	16.470	103.4	57.462	20 -	18.900	22.658	108.8	16.248	103.9	57.806		
8 -	18.765	22.037	108.8	16.784	102.8	57.586	21 -	<i>18.266</i>	21.965	109.5	16.271	103.2	56.502		
9 -	18.709	22.626	108.2	16.234	104.0	57.569	22 -	18.508	22.049	109.3	16.221	103.4	56.778		
10 -	18.630	21.943	109.3	16.187	103.6	56.760	23 -	18.529	22.111	108.1	16.357	104.0	56.997		
11 -	18.274	21.968	108.9	16.495	103.1	56.737	24 -	18.279	<i>21.795</i>	108.9	16.188	103.2	<i>56.262</i>		
12 -	18.370	22.038	108.6	16.780	103.1	57.188	25 -	18.502	21.933	108.6	16.354	103.4	56.789		
13 -	18.452	23.210	105.7	21.043	30.4	1:02.705	26 -	18.405	22.194	107.4	16.205	104.0	56.804		
13	Rob GUIVER												SP125 / RG Racing		
1 -	Out	23.318	107.9	16.513	103.7	1:03.627	14 -	17.727	21.195	110.6	15.793	103.6	54.715		
2 -	18.450	21.825	111.1	16.090	103.1	56.365	15 -	<i>17.602</i>	21.288	111.1	<i>15.587</i>	104.5	<i>54.477</i>		
3 -	17.964	21.402	111.7	15.762	103.6	55.128	16 -	18.203	22.527	103.4	19.540	37.2	1:00.270		
4 -	17.749	21.409	110.6	15.760	103.6	54.918	17 -	3:36.351	22.303	110.4	16.102	102.8	4:14.756		
5 -	17.703	21.244	111.1	15.719	<i>104.7</i>	54.666	18 -	18.014	22.089	110.9	15.810	103.1	55.913		
6 -	17.697	21.274	112.0	15.727	104.5	54.698	19 -	17.765	21.249	111.1	15.736	103.4	54.750		
7 -	18.185	22.148	110.9	15.667	103.9	56.000	20 -	17.740	21.435	112.4	15.719	104.0	54.894		
8 -	17.770	21.212	<i>112.6</i>	16.513	103.1	55.495	21 -	17.972	21.804	111.3	15.694	103.2	55.470		
9 -	17.924	21.373	111.8	15.643	103.9	54.940	22 -	17.714	<i>21.139</i>	110.7	15.727	104.4	54.580		
10 -	17.890	21.378	110.4	18.521	41.1	57.789	23 -	17.874	21.327	110.7	15.930	104.5	55.131		
11 -	2:13.739	24.454	109.1	16.895	102.0	2:55.088	24 -	17.716	22.052	110.7	15.895	102.9	55.663		
12 -	18.021	21.628	109.5	15.926	103.4	55.575	25 -	17.664	21.206	111.7	15.782	103.4	54.652		
13 -	17.661	21.208	110.7	15.784	103.7	54.653	26 -	17.768	21.305	110.2	15.763	103.6	54.836		

Knockhill
Circuit Length = 1.2713 miles
Start: 13:50 End: 14:21

Weather / Track : Cloudy / Dry

MCRCB BULLETIN TK029

2009 Relentless British 125GP Championship & ACU Academy Cup

QUALIFYING 2 - SECTOR ANALYSIS

16	Shaun HORSMAN				Symitry I.T. North								
1-	Out	23.034	109.1	16.538	103.4	59.342	15-	17.983	24.542	99.9	16.651	102.8	59.176
2-	18.425	22.050	110.9	16.164	103.9	56.639	16-	17.962	21.983	109.3	16.024	102.3	55.969
3-	18.165	21.922	109.8	16.274	103.1	56.361	17-	18.357	22.289	107.2	16.129	102.1	56.775
4-	18.224	21.720	113.0	15.934	104.2	55.878	18-	18.635	23.014	96.7	16.665	101.8	58.314
5-	18.094	21.609	110.9	16.035	102.9	55.738	19-	18.498	23.378	93.2	18.476	97.0	1:00.352
6-	18.204	21.787	111.8	16.026	102.9	56.017	20-	19.287	23.142	110.6	16.272	101.2	58.701
7-	18.292	21.803	109.5	16.015	102.5	56.110	21-	18.102	22.730	108.8	16.351	101.5	57.183
8-	18.227	21.506	110.4	15.971	103.1	55.704	22-	17.971	22.074	110.4	16.159	102.6	56.204
9-	18.071	21.516	111.8	15.971	102.5	55.558	23-	18.022	21.651	108.9	16.295	103.1	55.968
10-	18.060	23.074	101.5	23.487	31.7	1:04.621	24-	17.886	21.436	110.0	15.970	102.0	55.292
11-	2:56.039	23.678	106.2	18.305	98.3	3:38.022	25-	17.755	21.275	110.2	16.142	101.4	55.172
12-	18.894	23.176	97.4	17.453	101.2	59.523	26-	18.266	21.974	109.3	16.194	102.5	56.434
13-	19.260	24.957	107.5	16.395	102.9	1:00.612	27-	17.795	21.516	110.4	16.067	103.1	55.378
14-	18.035	21.814	107.9	15.976	103.2	55.825							
17	John McPHEE				C McPhee Racing								
1-	Out	25.898	99.0	17.260	98.8	1:04.817	13-	18.983	22.325	105.7	16.521	99.6	57.829
2-	19.698	24.401	100.3	16.820	98.7	1:00.919	14-	19.606	25.422	100.2	17.448	99.1	1:02.476
3-	19.410	22.587	106.0	16.671	100.0	58.668	15-	19.902	22.924	105.0	16.164	101.7	58.990
4-	19.365	22.469	106.4	16.664	99.3	58.498	16-	18.720	22.264	106.0	16.522	99.3	57.506
5-	19.014	22.488	106.7	16.473	100.8	57.975	17-	18.825	22.282	105.4	19.514	47.7	1:00.621
6-	19.080	22.551	106.0	16.668	100.0	58.299	18-	2:40.185	23.682	104.4	16.727	98.3	3:20.594
7-	18.933	22.273	107.2	16.377	100.0	57.583	19-	18.949	21.957	107.0	16.217	99.9	57.123
8-	18.950	23.123	103.4	19.991	40.7	1:02.064	20-	18.832	21.944	106.4	16.265	99.7	57.041
9-	3:48.894	26.391	103.9	16.983	99.1	4:32.268	21-	18.757	21.890	105.8	16.247	100.2	56.894
10-	19.375	23.127	103.6	16.497	99.1	58.999	22-	20.271	25.006	104.5	16.359	99.7	1:01.636
11-	19.304	22.758	105.2	16.375	99.7	58.437	23-	18.729	21.776	108.2	16.108	100.3	56.613
12-	18.836	22.249	105.4	16.465	99.7	57.550							
19	Michael HILL				TABOO Motorsport								
1-	Out	24.225	106.4	16.783	104.4	1:02.673	15-	18.179	23.086	102.9	18.104	45.3	59.369
2-	18.413	22.581	107.2	16.213	105.2	57.207	16-	4:02.526	26.676	94.4	16.658	104.9	4:45.860
3-	18.269	22.894	108.6	16.164	104.2	57.327	17-	18.343	22.112	109.8	16.021	104.2	56.476
4-	18.230	22.148	109.3	16.032	104.2	56.410	18-	18.221	21.991	109.7	16.034	105.0	56.246
5-	18.271	22.162	110.4	16.128	104.4	56.561	19-	19.702	25.311	89.0	20.788	102.3	1:05.801
6-	18.373	22.188	111.5	16.178	105.4	56.739	20-	18.300	21.936	110.4	15.884	104.5	56.120
7-	18.328	22.215	109.3	16.053	104.5	56.596	21-	18.340	21.996	109.8	15.912	103.7	56.248
8-	18.126	22.344	108.4	15.970	104.0	56.440	22-	18.040	21.825	110.0	15.935	103.9	55.800
9-	18.283	22.035	109.3	19.828	42.2	1:00.146	23-	18.044	21.875	110.2	15.879	104.2	55.798
10-	1:00.075	24.161	106.0	16.514	105.7	1:40.750	24-	18.004	21.912	110.0	16.077	105.5	55.993
11-	18.225	22.110	109.5	16.104	104.2	56.439	25-	17.942	21.731	109.8	16.014	104.0	55.687
12-	19.627	25.693	78.5	17.189	104.5	1:02.509	26-	18.373	23.220	110.6	15.907	105.7	57.500
13-	18.205	21.941	109.1	16.011	104.7	56.157	27-	18.722	23.750	108.8	16.089	104.7	58.561
14-	18.113	21.900	109.1	15.960	103.9	55.973							
21	Tom STANFORD				Stanford Racing								
1-	Out	23.867	99.4	16.892	98.0	59.810	13-	4:28.119	24.006	100.2	17.259	96.8	5:09.384
2-	18.974	23.567	100.6	17.133	98.0	59.674	14-	18.973	23.402	101.4	17.480	96.4	59.855
3-	18.894	23.014	102.5	16.779	98.3	58.687	15-	19.722	23.371	103.4	17.277	96.8	1:00.370
4-	18.938	22.839	102.8	16.850	97.3	58.627	16-	19.173	23.115	101.4	17.888	96.7	1:00.176
5-	18.793	23.116	102.5	16.892	96.8	58.801	17-	18.990	22.841	102.3	17.069	98.0	58.900
6-	18.729	22.567	104.0	16.941	97.5	58.237	18-	19.092	22.736	102.3	16.805	96.7	58.633
7-	19.011	22.913	103.7	16.997	97.1	58.921	19-	19.077	23.216	101.2	16.961	95.6	59.254
8-	19.006	22.942	105.4	16.808	97.5	58.756	20-	18.954	23.333	101.7	16.877	96.1	59.164
9-	19.153	22.897	102.8	16.952	96.8	59.002	21-	18.906	22.848	102.8	16.809	96.0	58.563
10-	18.677	22.964	102.5	16.877	97.4	58.518	22-	18.937	22.779	103.2	16.936	96.3	58.652
11-	19.192	23.129	99.6	17.170	96.7	59.491	23-	19.489	25.052	95.7	21.309	40.6	1:05.850
12-	19.114	24.343	91.8	22.344	34.6	1:05.801							
22	Matthew PAULO				C Paulo Racing								
1-	Out	24.262	103.7	17.476	98.4	1:02.078	10-	18.382	21.920	107.4	16.999	98.3	57.301
2-	19.762	22.954	108.2	16.956	99.1	59.672	11-	18.499	22.026	106.7	16.365	99.0	56.890
3-	19.118	22.449	108.2	16.761	100.5	58.328	12-	18.242	21.934	107.5	16.255	98.7	56.431

Knockhill
Circuit Length = 1.2713 miles
Start: 13:50 End: 14:21

Weather / Track : Cloudy / Dry

MCRCB BULLETIN TK029

2009 Relentless British 125GP Championship & ACU Academy Cup

QUALIFYING 2 - SECTOR ANALYSIS

4 -	18.556	22.413	<i>109.3</i>	20.347	30.0	1:01.316	13 -	18.319	21.785	106.5	16.229	99.6	56.333
5 -	58.996	22.509	105.8	16.492	99.4	1:37.997	14 -	18.268	22.169	106.0	16.241	99.3	56.678
6 -	18.621	22.201	106.4	19.756	34.2	1:00.578	15 -	<i>18.186</i>	<i>21.604</i>	107.4	<i>16.077</i>	100.3	55.867
7 -	56.889	22.392	108.4	16.303	99.7	1:35.584	16 -	19.028	22.638	104.9	20.904	31.6	1:02.570
8 -	18.413	21.827	107.0	16.448	98.5	56.688	17 -	6:39.281	23.831	103.6	19.322	88.2	7:22.434
9 -	18.467	21.751	106.9	16.082	99.6	56.300	18 -	20.398	24.077	95.3	20.618	36.2	1:05.093
24	Ben BARRETT												
SP125Racing / Lowerdale Autos													
1 -	Out	24.732	103.1	17.682	101.8	1:03.016	14 -	2:23.106	22.913	105.5	16.955	102.3	3:02.974
2 -	20.036	23.311	105.7	17.160	101.8	1:00.507	15 -	18.861	22.284	106.4	16.505	102.3	57.650
3 -	20.035	24.130	106.4	17.142	<i>103.7</i>	1:01.307	16 -	<i>18.595</i>	22.197	107.0	16.575	102.0	57.367
4 -	19.455	22.889	106.5	16.711	101.4	59.055	17 -	18.836	22.430	106.4	16.488	102.9	57.754
5 -	19.062	22.666	106.9	16.621	101.4	58.349	18 -	18.728	22.562	106.5	16.522	102.3	57.812
6 -	18.917	22.347	107.7	16.536	102.3	57.800	19 -	18.777	22.525	106.4	16.459	102.8	57.761
7 -	18.925	22.618	107.0	16.567	102.5	58.110	20 -	18.937	22.379	106.9	16.437	101.4	57.753
8 -	19.320	22.324	105.4	16.653	100.9	58.297	21 -	18.729	22.762	107.2	16.392	100.9	57.883
9 -	18.955	22.539	106.4	16.555	101.8	58.049	22 -	18.771	<i>22.033</i>	108.1	<i>16.246</i>	101.5	57.050
10 -	18.958	22.377	106.5	16.415	102.9	57.750	23 -	19.109	22.256	107.4	16.420	101.1	57.785
11 -	19.028	22.095	<i>108.2</i>	16.558	101.7	57.681	24 -	18.862	22.147	107.2	16.544	101.4	57.553
12 -	18.748	22.241	106.9	16.497	102.0	57.486	25 -	18.787	22.140	105.0	23.588	29.9	1:04.515
13 -	18.993	22.370	103.2	23.696	30.7	1:05.059							
26	Nicole McALEER												
C Megabikes.ie													
1 -	Out	23.801	107.0	17.329	103.2	1:01.605	15 -	18.651	21.980	109.1	16.338	104.2	56.969
2 -	19.619	23.276	107.7	17.227	104.0	1:00.122	16 -	18.470	21.879	<i>111.7</i>	16.431	104.4	56.780
3 -	19.546	22.690	109.5	16.874	103.9	59.110	17 -	18.447	21.792	111.5	16.354	<i>104.5</i>	56.593
4 -	18.983	22.502	109.7	16.650	103.1	58.135	18 -	18.460	21.944	110.0	16.343	103.9	56.747
5 -	18.903	22.525	110.0	16.647	103.9	58.075	19 -	18.639	21.925	110.2	16.638	101.8	57.202
6 -	18.824	22.262	110.6	16.526	104.4	57.612	20 -	18.589	22.218	109.5	16.291	103.1	57.098
7 -	18.694	22.259	109.1	16.565	103.7	57.518	21 -	18.430	21.890	110.2	16.191	103.4	56.511
8 -	18.952	22.576	107.7	16.575	103.6	58.103	22 -	19.003	22.228	110.2	<i>16.140</i>	103.4	57.371
9 -	18.925	22.384	109.1	16.445	103.6	57.754	23 -	18.366	<i>21.660</i>	110.9	16.204	104.0	56.230
10 -	18.730	22.812	109.1	16.568	103.1	58.110	24 -	18.560	22.052	110.4	16.455	103.6	57.067
11 -	19.088	23.433	103.2	22.935	31.9	1:05.456	25 -	18.418	21.740	109.7	16.455	104.0	56.613
12 -	2:16.460	22.546	108.6	16.759	103.6	2:55.765	26 -	<i>18.326</i>	21.882	109.1	16.442	103.4	56.650
13 -	19.147	22.132	109.5	16.407	104.0	57.686	27 -	18.447	21.902	109.3	16.382	101.2	56.731
14 -	18.717	22.328	109.3	16.297	<i>104.5</i>	57.342	28 -	18.668	21.859	110.2	16.416	103.6	56.943
28	Jon VINCENT												
Molly / GRF Heavy Transport													
1 -	Out	23.293	107.4	16.919	101.4	1:01.275	15 -	18.189	21.959	107.9	16.091	102.8	56.239
2 -	18.938	22.783	108.1	16.504	100.8	58.225	16 -	18.061	21.722	107.9	16.082	103.1	55.865
3 -	18.533	22.533	107.0	16.560	101.1	57.626	17 -	<i>17.969</i>	22.110	108.1	16.389	102.9	56.468
4 -	18.579	22.284	107.9	16.537	101.7	57.400	18 -	18.396	21.800	107.5	16.199	102.3	56.395
5 -	18.301	21.787	<i>109.7</i>	16.278	102.9	56.366	19 -	18.356	21.940	108.4	16.340	100.9	56.636
6 -	18.346	21.937	109.3	16.083	<i>103.7</i>	56.366	20 -	18.185	21.764	109.3	<i>16.068</i>	103.6	56.017
7 -	18.493	22.121	106.5	16.428	101.1	57.042	21 -	17.977	21.927	108.9	16.200	101.8	56.104
8 -	18.429	21.870	108.8	16.378	101.8	56.677	22 -	18.279	21.967	108.6	16.182	101.7	56.428
9 -	18.266	21.766	107.5	16.457	102.5	56.489	23 -	18.154	22.368	108.4	16.369	100.2	56.891
10 -	18.310	22.242	106.9	16.432	101.1	56.984	24 -	18.228	<i>21.620</i>	108.1	16.076	<i>103.7</i>	55.924
11 -	18.331	22.096	106.9	16.351	101.5	56.778	25 -	18.287	21.894	107.0	16.405	101.7	56.586
12 -	18.435	22.755	107.0	21.260	29.4	1:02.450	26 -	18.177	21.777	107.7	16.337	102.1	56.291
13 -	2:32.317	22.685	105.0	16.874	100.8	3:11.876	27 -	18.126	22.054	106.7	16.333	102.3	56.513
14 -	18.418	22.255	106.7	16.166	102.5	56.839							
29	James LODGE												
KRP / Earnshaws Motorcycles													
1 -	Out	23.415	105.4	16.879	104.2	58.947	15 -	18.273	30.477	103.6	16.198	104.0	1:04.948
2 -	18.379	22.472	109.8	16.002	103.4	56.853	16 -	17.698	21.308	110.2	16.138	103.2	55.144
3 -	18.078	21.820	110.4	15.780	104.2	55.678	17 -	18.039	21.773	110.2	16.073	<i>104.9</i>	55.885
4 -	17.837	21.516	110.6	15.675	104.4	55.028	18 -	17.855	23.361	79.3	17.430	104.2	58.646
5 -	17.625	21.520	110.0	16.051	103.2	55.196	19 -	17.648	21.147	111.5	15.855	104.7	54.650
6 -	17.714	21.362	110.9	15.702	104.5	54.778	20 -	17.815	23.172	103.9	16.127	103.4	57.114
7 -	17.798	21.503	110.2	15.643	103.9	54.944	21 -	17.585	<i>21.055</i>	<i>112.0</i>	15.914	103.6	54.554
8 -	17.641	21.333	109.8	15.674	104.4	54.648	22 -	19.040	27.141	84.6	16.693	103.2	1:02.874
9 -	18.771	22.088	106.7	15.894	104.2	56.753	23 -	17.759	21.266	110.2	15.850	103.4	54.875
10 -	17.658	21.381	110.4	15.678	103.9	54.717	24 -	17.718	21.752	108.4	15.731	104.0	55.201

Knockhill
Circuit Length = 1.2713 miles
Start: 13:50 End: 14:21

Weather / Track : Cloudy / Dry

MCRCB BULLETIN TK029

2009 Relentless British 125GP Championship & ACU Academy Cup

QUALIFYING 2 - SECTOR ANALYSIS

11 -	18.067	21.823	109.1	18.832	41.0	58.722	25 -	17.720	21.410	110.4	15.726	104.0	54.856		
12 -	1:47.845	22.503	104.2	16.238	103.9	2:26.586	26 -	17.703	21.290	109.7	15.928	103.7	54.921		
13 -	17.767	21.162	110.9	15.542	104.0	54.471	27 -	18.193	23.067	88.9	17.298	104.0	58.558		
14 -	17.473	21.872	109.5	15.673	104.4	55.018	28 -	18.286	21.732	107.9	15.942	104.0	55.960		
35	Elliot LODGE												C	Spike Racing	
1 -	Out	26.385	100.2	17.885	100.2	1:14.268	12 -	19.905	23.444	106.4	21.099	33.8	1:04.448		
2 -	21.071	24.532	105.0	17.118	100.0	1:02.721	13 -	2:15.027	25.246	105.4	17.045	100.6	2:57.318		
3 -	20.088	24.473	103.9	17.228	100.2	1:01.789	14 -	19.622	23.464	106.9	16.886	100.8	59.972		
4 -	20.124	32.947	56.2	23.216	94.9	1:16.287	15 -	19.913	23.831	104.5	16.905	99.6	1:00.649		
5 -	22.010	26.880	107.2	17.330	100.5	1:06.220	16 -	19.986	23.275	105.4	16.868	100.8	1:00.129		
6 -	20.476	23.853	104.9	17.305	100.5	1:01.634	17 -	19.615	23.855	106.0	16.856	100.2	1:00.326		
7 -	19.961	23.777	103.9	17.275	99.9	1:01.013	18 -	20.178	23.588	106.4	16.960	99.9	1:00.726		
8 -	19.875	23.599	105.0	17.266	100.2	1:00.740	19 -	19.613	23.449	106.2	20.756	36.8	1:03.818		
9 -	19.881	24.044	105.5	17.186	100.3	1:01.111	20 -	2:12.385	24.888	103.4	17.826	87.3	2:55.099		
10 -	19.885	23.862	104.2	17.185	100.3	1:00.932	21 -	21.599	26.764	98.5	22.190	33.1	1:10.553		
11 -	19.884	23.306	105.4	17.075	100.0	1:00.265									
41	Shaun WINFIELD												C	TAG Triumph	
1 -	Out	24.410	105.5	17.426	99.1	1:04.910	13 -	18.524	23.265	102.5	22.186	28.7	1:03.975		
2 -	19.263	23.083	107.2	16.775	100.3	59.121	14 -	4:12.637	23.562	105.5	16.870	100.9	4:53.069		
3 -	18.552	22.057	109.3	16.396	101.2	57.005	15 -	18.901	22.217	107.0	16.373	101.7	57.491		
4 -	18.814	22.036	107.7	16.339	100.6	57.189	16 -	18.380	21.805	107.2	16.199	102.0	56.384		
5 -	18.491	21.756	109.3	16.381	101.7	56.628	17 -	18.342	21.794	106.5	17.016	97.8	57.152		
6 -	18.585	21.879	108.2	16.408	100.5	56.872	18 -	19.075	22.038	105.8	16.658	99.3	57.771		
7 -	18.459	22.629	107.7	16.822	101.5	57.910	19 -	18.631	22.571	106.9	16.434	99.9	57.636		
8 -	18.660	22.368	105.8	16.673	99.1	57.701	20 -	18.499	22.517	107.5	19.047	38.2	1:00.063		
9 -	18.490	22.447	105.4	16.608	99.3	57.545	21 -	2:41.308	22.719	107.0	16.588	99.7	3:20.615		
10 -	18.488	21.927	106.2	16.560	100.0	56.975	22 -	18.484	22.046	107.4	16.557	99.3	57.087		
11 -	18.431	22.071	105.8	16.697	99.0	57.199	23 -	18.852	22.141	107.5	16.733	99.3	57.726		
12 -	18.821	22.123	106.2	16.830	100.0	57.774	24 -	18.416	21.776	106.0	16.717	100.9	56.909		
46	Ross WALKER												C	Ross Walker Racing	
1 -	Out	25.825	90.2	18.675	91.1	1:07.569	12 -	18.333	21.983	105.5	16.225	99.1	56.541		
2 -	21.139	25.054	90.4	22.376	35.5	1:08.569	13 -	18.215	22.043	107.4	16.175	98.5	56.433		
3 -	1:12.561	24.916	94.9	20.597	38.9	1:58.074	14 -	18.205	22.016	106.9	16.196	98.0	56.417		
4 -	4:24.237	23.698	102.5	17.154	98.1	5:05.089	15 -	18.199	22.376	104.9	16.501	98.4	57.076		
5 -	19.308	22.695	105.7	16.874	99.1	58.877	16 -	18.145	22.006	106.5	16.547	98.0	56.698		
6 -	18.993	22.860	103.9	18.947	45.4	1:00.800	17 -	18.369	22.206	105.2	16.343	99.0	56.918		
7 -	4:39.622	22.792	103.4	16.735	99.0	5:19.149	18 -	18.267	22.190	105.7	16.240	99.9	56.697		
8 -	18.464	22.259	104.5	16.394	99.3	57.117	19 -	18.506	21.951	108.2	16.200	100.2	56.657		
9 -	18.270	22.003	106.7	15.995	100.6	56.268	20 -	18.427	22.828	107.2	16.077	99.0	57.332		
10 -	18.102	21.897	105.5	16.367	100.8	56.366	21 -	18.041	21.986	105.2	16.311	99.3	56.338		
11 -	18.061	22.011	106.5	16.123	99.1	56.195	22 -	18.197	22.164	104.5	16.300	100.8	56.661		
50	Tim HASTINGS												C	KRP / Bradley Smith Racing	
1 -	Out	22.816	110.9	16.659	105.8	57.637	14 -	17.929	21.040	109.7	15.976	105.4	54.945		
2 -	18.677	22.321	112.4	16.179	105.2	57.177	15 -	18.020	21.126	109.5	15.983	105.4	55.129		
3 -	18.461	22.028	108.8	16.355	105.2	56.844	16 -	17.999	21.947	103.1	18.202	51.4	58.148		
4 -	18.493	21.582	112.0	16.113	105.4	56.188	17 -	3:20.048	22.113	106.7	16.406	102.5	3:58.567		
5 -	18.166	21.364	112.6	15.911	104.5	55.441	18 -	18.261	21.528	108.8	16.411	102.3	56.200		
6 -	18.240	21.489	110.7	15.940	104.9	55.669	19 -	18.147	21.443	109.1	16.102	102.3	55.692		
7 -	18.222	21.289	109.8	15.947	105.0	55.458	20 -	18.193	21.333	110.0	15.951	102.0	55.477		
8 -	18.248	21.385	110.7	16.005	104.4	55.638	21 -	18.143	21.185	110.9	17.326	48.0	56.654		
9 -	18.547	22.073	111.1	17.615	45.7	58.235	22 -	54.090	21.312	109.7	15.856	104.4	1:31.258		
10 -	51.624	22.663	108.9	16.060	104.9	1:30.347	23 -	18.009	21.047	109.8	15.962	102.5	55.018		
11 -	18.061	21.368	110.7	15.773	107.0	55.202	24 -	17.909	21.091	110.4	15.882	103.4	54.882		
12 -	17.978	21.232	111.1	16.167	103.9	55.377	25 -	17.883	21.033	110.6	16.133	103.4	55.049		
13 -	18.433	21.288	110.4	15.936	104.2	55.657	26 -	17.872	21.081	111.7	15.788	105.0	54.741		
52	Adam BLACKLOCK												C	Repli-Cast UK	
1 -	Out	23.265	109.5	16.407	103.9	58.132	15 -	18.956	22.509	111.8	16.016	104.4	57.481		
2 -	18.934	22.107	110.4	16.122	103.2	57.163	16 -	18.450	21.377	111.8	15.861	103.9	55.688		
3 -	18.785	22.053	110.9	16.348	104.9	57.186	17 -	18.146	21.315	112.4	16.110	103.1	55.571		
4 -	18.804	21.809	111.3	16.320	103.9	56.933	18 -	18.271	21.388	111.7	15.817	105.4	55.476		

Knockhill
Circuit Length = 1.2713 miles
Start: 13:50 End: 14:21

Weather / Track : Cloudy / Dry

MCRCB BULLETIN TK029

2009 Relentless British 125GP Championship & ACU Academy Cup

QUALIFYING 2 - SECTOR ANALYSIS

5 -	18.590	21.960	111.8	16.108	104.0	56.658	19 -	18.180	21.625	111.7	16.056	102.5	55.861
6 -	18.553	21.965	110.0	19.726	34.2	1:00.244	20 -	17.983	21.310	112.6	15.908	103.2	55.201
7 -	1:05.037	21.891	113.0	16.487	104.4	1:43.415	21 -	18.062	22.263	110.9	15.914	103.7	56.239
8 -	18.716	22.368	97.8	18.152	101.8	59.236	22 -	18.271	21.447	111.3	15.933	103.1	55.651
9 -	18.490	22.458	111.5	16.095	104.0	57.043	23 -	18.061	21.098	111.7	15.873	103.4	55.032
10 -	18.439	21.447	113.0	15.986	102.9	55.872	24 -	17.978	21.558	110.9	15.858	103.1	55.394
11 -	18.388	21.455	111.5	16.048	104.0	55.891	25 -	18.273	22.195	105.2	16.323	102.9	56.791
12 -	18.235	21.417	111.8	16.200	103.6	55.852	26 -	18.315	21.340	111.1	16.031	103.6	55.686
13 -	19.125	22.868	102.1	20.885	34.1	1:02.878	27 -	18.069	21.273	112.0	15.922	103.7	55.264
14 -	3:40.765	22.923	106.7	16.858	102.8	4:20.546							

61	Paul JORDAN	KRP / Bradley Smith Racing											
1 -	Out	23.036	105.2	19.987	33.5	1:07.009	8 -	20.193	21.880	110.4	16.668	102.9	58.741
2 -	3:19.566	22.552	110.6	16.854	103.9	3:58.972	9 -	18.060	21.378	110.6	16.173	104.0	55.611
3 -	18.353	21.765	110.0	16.263	104.5	56.381	10 -	17.913	21.021	110.6	16.083	103.7	55.017
4 -	18.186	21.785	110.2	16.045	103.4	56.016	11 -	17.853	22.767	100.0	17.285	96.8	57.905
5 -	18.175	21.417	110.9	16.219	103.4	55.811	12 -	19.928	25.357	96.7	20.532	34.8	1:05.817
6 -	18.024	21.421	110.7	16.255	103.7	55.700	13 -	2:04.099	23.833	98.1	21.564	36.7	2:49.496
7 -	18.955	26.393	84.4	18.092	90.0	1:03.440							

66	Tom HAYWARD	KRP / Daniel Weston Racing											
1 -	Out	24.244	106.4	17.363	104.2	1:03.028	16 -	17.976	21.648	109.3	15.900	104.9	55.524
2 -	19.264	22.595	109.8	16.656	103.9	58.515	17 -	18.024	21.564	110.6	16.068	105.4	55.656
3 -	18.682	22.277	110.2	16.368	104.4	57.327	18 -	18.025	21.432	110.7	16.138	103.7	55.595
4 -	18.542	22.212	109.5	16.407	104.5	57.161	19 -	18.159	21.789	110.9	16.144	104.5	56.092
5 -	18.253	21.908	110.0	16.264	104.9	56.425	20 -	18.064	21.639	109.8	15.981	104.2	55.684
6 -	18.432	21.712	109.8	16.051	105.2	56.195	21 -	17.994	21.433	110.2	15.929	104.7	55.356
7 -	18.219	21.639	110.6	16.319	104.2	56.177	22 -	18.109	21.955	110.2	16.093	104.5	56.157
8 -	18.042	21.644	110.9	16.214	105.0	55.900	23 -	18.386	22.440	110.7	16.025	104.2	56.851
9 -	18.324	21.693	111.7	16.572	103.9	56.589	24 -	18.560	22.110	110.7	16.142	103.7	56.812
10 -	19.087	22.531	108.6	19.428	47.2	1:01.046	25 -	18.023	21.394	110.2	15.799	105.0	55.216
11 -	1:31.463	22.740	107.0	17.037	103.6	2:11.240	26 -	17.943	21.481	110.4	15.870	103.6	55.294
12 -	18.496	21.930	109.1	16.355	104.0	56.781	27 -	17.955	21.551	110.2	15.789	104.4	55.295
13 -	18.107	21.562	109.8	16.068	104.7	55.737	28 -	18.525	22.069	109.5	16.274	104.7	56.868
14 -	17.976	21.425	109.8	16.339	104.4	55.740	29 -	17.852	21.363	111.5	15.970	104.5	55.185
15 -	17.936	21.643	110.0	16.102	104.9	55.681							

69	Joshua HARLAND	C											
-----------	-----------------------	----------	--	--	--	--	--	--	--	--	--	--	--

72	Connor BEHAN	SP125 / Express Forklifts											
1 -	Out	22.482	107.0	16.265	103.7	1:00.296	13 -	17.616	21.201	108.2	15.825	101.7	54.642
2 -	18.268	21.370	108.9	15.746	103.4	55.384	14 -	17.820	21.132	107.5	15.943	101.4	54.895
3 -	18.079	21.512	108.8	16.015	102.5	55.606	15 -	18.126	21.126	107.4	15.716	103.1	54.968
4 -	17.669	21.310	107.9	15.813	102.0	54.792	16 -	17.631	21.298	107.9	15.725	102.3	54.654
5 -	17.758	21.522	108.4	15.755	102.9	55.035	17 -	17.772	21.403	106.7	15.891	102.3	55.066
6 -	17.783	21.416	107.5	15.828	103.2	55.027	18 -	17.755	21.569	105.7	15.715	102.9	55.039
7 -	17.927	21.624	110.0	15.799	103.1	55.350	19 -	18.456	24.666	97.5	20.158	35.6	1:03.280
8 -	18.050	21.288	108.8	15.769	102.6	55.107	20 -	4:43.604	23.514	107.5	15.996	101.8	5:23.114
9 -	17.761	21.347	107.9	15.985	102.1	55.093	21 -	17.843	21.202	107.5	15.751	101.7	54.796
10 -	17.780	21.291	107.4	15.871	102.0	54.942	22 -	17.622	21.049	107.5	15.761	100.3	54.432
11 -	18.021	21.412	107.5	15.867	102.0	55.300	23 -	17.837	21.519	107.4	15.854	102.0	55.210
12 -	17.944	21.133	108.2	15.815	102.0	54.892	24 -	17.642	21.447	107.4	15.870	102.1	54.959

77	Taylor MACKENZIE	C MMCG Motorpoint											
1 -	Out	24.325	106.5	17.133	102.3	1:02.687	12 -	18.250	21.794	108.4	16.345	102.1	56.389
2 -	18.804	22.716	105.4	16.529	101.1	58.049	13 -	18.047	21.828	108.8	16.032	102.9	55.907
3 -	22.076	23.437	107.4	16.869	103.2	1:02.382	14 -	18.260	22.130	104.5	15.983	102.5	56.373
4 -	19.000	21.893	109.3	16.130	102.0	57.023	15 -	17.935	21.607	107.4	16.098	101.2	55.640
5 -	18.317	22.056	109.7	17.029	100.0	57.402	16 -	17.984	21.721	106.7	16.085	101.5	55.790
6 -	18.411	22.283	106.4	16.826	103.1	57.520	17 -	17.977	21.599	108.2	15.933	102.8	55.509
7 -	18.285	21.655	107.9	16.400	102.6	56.340	18 -	17.901	22.510	106.9	16.101	102.6	56.512
8 -	18.462	22.644	107.9	16.031	102.8	57.137	19 -	18.584	22.288	108.1	18.492	41.3	59.364
9 -	18.042	21.691	107.9	16.174	101.8	55.907	20 -	54.427	21.953	106.9	16.023	103.4	1:32.403
10 -	18.295	21.692	108.1	15.931	102.9	55.918	21 -	17.963	21.549	107.9	15.922	101.7	55.434

Knockhill
Circuit Length = 1.2713 miles
Start: 13:50 End: 14:21

MCRCB BULLETIN TK029

2009 Relentless British 125GP Championship & ACU Academy Cup

QUALIFYING 2 - SECTOR ANALYSIS

11 -	18.003	<i>21.489</i>	<i>109.7</i>	16.363	102.8	55.855							
87	Lee COSTELLO Vent-Axia / www.sp125racing.com												
1 -	Out	23.771	105.2	17.104	102.0	1:01.002	16 -	18.528	22.034	106.4	16.167	102.3	56.729
2 -	19.154	22.378	106.9	16.385	102.8	57.917	17 -	<i>17.821</i>	<i>21.232</i>	108.1	15.771	103.6	54.824
3 -	18.303	21.769	107.9	16.163	103.1	56.235	18 -	18.108	21.464	107.9	18.339	41.4	57.911
4 -	18.304	21.810	108.2	16.038	102.8	56.152	19 -	1:01.510	22.143	106.2	16.300	102.6	1:39.953
5 -	18.193	21.536	108.4	16.106	102.9	55.835	20 -	18.003	21.351	108.4	15.770	103.4	55.124
6 -	18.062	21.576	108.4	15.950	102.5	55.588	21 -	18.137	21.829	107.7	15.920	102.9	55.886
7 -	18.708	21.699	107.2	16.002	102.3	56.409	22 -	18.323	22.081	107.7	15.917	101.5	56.321
8 -	18.233	21.623	107.5	15.902	<i>104.7</i>	55.758	23 -	18.019	21.694	107.9	15.776	102.6	55.489
9 -	18.369	21.924	<i>109.7</i>	16.110	104.5	56.403	24 -	17.982	21.401	109.1	16.183	101.7	55.566
10 -	17.903	22.193	105.7	16.412	103.2	56.508	25 -	17.982	21.402	108.6	<i>15.681</i>	103.2	55.065
11 -	18.155	21.442	108.2	15.837	103.2	55.434	26 -	18.060	21.709	108.1	16.413	100.9	56.182
12 -	18.128	21.582	107.7	15.861	102.8	55.571	27 -	18.019	21.279	108.8	15.784	103.4	55.082
13 -	17.994	21.511	107.5	15.989	102.5	55.494	28 -	17.943	21.335	108.4	15.993	102.1	55.271
14 -	17.940	21.244	107.9	15.989	102.9	55.173	29 -	18.240	21.722	106.5	15.851	103.4	55.813
15 -	17.942	21.495	107.5	15.890	103.1	55.327	30 -	17.836	21.317	109.1	15.762	103.2	54.915
91	Ian STANFORD Stanford Racing												
1 -	Out	24.470	104.5	17.096	100.0	1:02.395	15 -	19.440	22.942	103.2	23.019	35.0	1:05.401
2 -	19.216	22.983	104.0	16.798	101.1	58.997	16 -	3:28.347	22.922	105.5	16.581	100.6	4:07.850
3 -	19.890	22.870	103.7	16.583	99.7	59.343	17 -	20.236	22.861	104.9	16.767	99.6	59.864
4 -	19.116	22.526	105.4	16.502	99.3	58.144	18 -	19.422	22.587	105.0	16.531	100.2	58.540
5 -	19.086	22.744	107.0	16.672	99.9	58.502	19 -	18.906	22.378	104.9	16.706	99.1	57.990
6 -	<i>18.841</i>	22.362	106.7	16.802	99.9	58.005	20 -	19.279	22.536	104.0	23.246	29.3	1:05.061
7 -	18.927	22.237	106.7	16.631	100.9	57.795	21 -	1:00.639	22.878	107.2	16.908	98.7	1:40.425
8 -	18.954	22.349	<i>107.5</i>	16.428	<i>101.7</i>	57.731	22 -	19.073	22.260	106.2	<i>16.369</i>	98.5	57.702
9 -	18.981	23.130	103.4	16.663	100.3	58.774	23 -	18.965	<i>22.188</i>	106.0	16.407	99.3	57.560
10 -	18.971	22.330	106.0	16.548	99.6	57.849	24 -	18.908	22.593	104.2	16.648	99.7	58.149
11 -	19.150	22.311	105.4	16.443	99.4	57.904	25 -	18.992	22.309	104.5	16.566	99.1	57.867
12 -	18.909	22.299	105.7	16.459	99.6	57.667	26 -	18.892	22.482	104.2	16.737	100.0	58.111
13 -	18.980	22.415	104.9	16.681	99.4	58.076	27 -	19.071	22.685	103.6	25.317	21.4	1:07.073
14 -	18.851	22.496	105.4	16.528	99.1	57.875							
96	Ryan SAXELBY KRP / Bradley Smith Racing												
1 -	Out	23.450	107.7	16.715	103.1	1:03.122	15 -	18.182	21.751	110.7	16.570	104.0	56.503
2 -	18.841	21.949	110.0	16.223	104.4	57.013	16 -	18.137	21.847	110.2	20.245	35.8	1:00.229
3 -	18.516	22.349	110.2	16.246	103.6	57.111	17 -	3:28.279	22.659	106.7	16.333	103.6	4:07.271
4 -	18.181	21.841	110.6	<i>15.948</i>	104.9	55.970	18 -	18.608	22.287	109.7	16.271	102.8	57.166
5 -	18.199	21.999	110.6	16.687	101.5	56.885	19 -	18.129	21.993	109.7	16.062	102.9	56.184
6 -	18.410	21.916	110.2	16.217	103.4	56.543	20 -	18.155	21.969	110.4	16.079	103.4	56.203
7 -	18.583	22.391	108.9	16.615	103.6	57.589	21 -	18.017	21.867	110.7	16.033	103.2	55.917
8 -	18.340	<i>21.663</i>	111.1	15.993	103.9	55.996	22 -	18.340	22.213	111.1	16.130	104.0	56.683
9 -	18.244	21.798	<i>112.0</i>	16.381	<i>105.0</i>	56.423	23 -	18.055	21.770	110.7	16.078	<i>105.0</i>	55.903
10 -	18.287	21.900	109.8	16.251	103.6	56.438	24 -	18.041	21.750	111.5	16.109	104.7	55.900
11 -	18.163	21.781	110.2	15.964	103.9	55.908	25 -	18.122	21.942	109.5	16.026	103.4	56.090
12 -	18.383	22.250	105.7	16.278	104.4	56.911	26 -	<i>17.983</i>	21.766	110.4	16.122	104.5	55.871
13 -	18.079	21.716	110.4	16.143	102.9	55.938	27 -	18.409	22.524	104.7	20.222	37.7	1:01.155
14 -	18.179	21.738	110.2	16.108	103.4	56.025							
97	Sammi TASKER C Team Tasker												
1 -	Out	24.578	107.0	18.001	97.4	1:03.989	12 -	19.193	22.890	108.1	<i>16.360</i>	102.0	58.443
2 -	20.102	24.096	105.8	22.697	32.3	1:06.895	13 -	19.353	22.910	108.4	16.741	102.3	59.004
3 -	53.210	23.646	108.6	18.057	99.6	1:34.913	14 -	19.062	22.688	108.6	21.228	29.1	1:02.978
4 -	19.591	23.127	109.5	17.559	99.7	1:00.277	15 -	6:11.387	23.749	107.5	16.361	102.8	6:51.497
5 -	19.535	22.934	109.1	17.407	99.6	59.876	16 -	19.365	23.854	108.1	16.391	100.8	59.610
6 -	19.415	23.189	<i>110.0</i>	17.578	99.7	1:00.182	17 -	19.254	22.877	109.8	16.724	102.9	58.855
7 -	19.234	23.067	109.1	16.729	101.7	59.030	18 -	<i>18.872</i>	<i>22.434</i>	109.5	16.453	101.5	57.759
8 -	19.405	24.188	104.0	16.996	102.0	1:00.589	19 -	19.294	22.542	108.6	16.415	101.8	58.251
9 -	19.255	22.729	109.1	16.657	101.5	58.641	20 -	19.165	22.581	109.7	18.278	98.5	1:00.024
10 -	19.198	22.699	<i>110.0</i>	16.672	<i>103.1</i>	58.569	21 -	19.454	22.930	107.4	20.325	30.4	1:02.709
11 -	19.377	22.601	108.8	16.571	101.5	58.549							

Knockhill
Circuit Length = 1.2713 miles
Start: 13:50 End: 14:21

Weather / Track : Cloudy / Dry

MCRCB BULLETIN TK029

2009 Relentless British 125GP Championship & ACU Academy Cup

QUALIFYING 2 - SECTOR ANALYSIS

99		Kasey WYATT				C Repli-Cast UK							
1 -	Out	24.174	104.7	17.325	101.4	1:00.673	15 -	19.350	23.133	106.7	16.877	100.9	59.360
2 -	19.809	23.236	106.0	17.243	100.3	1:00.288	16 -	19.141	22.997	107.5	16.663	101.4	58.801
3 -	19.618	23.672	100.5	17.100	101.5	1:00.390	17 -	19.648	22.926	106.0	16.781	100.8	59.355
4 -	19.461	23.469	108.6	17.329	101.1	1:00.259	18 -	19.231	22.745	107.5	17.113	99.9	59.089
5 -	19.573	23.403	106.9	16.924	100.9	59.900	19 -	19.191	23.723	105.8	16.842	101.4	59.756
6 -	19.522	23.105	106.7	17.228	100.9	59.855	20 -	19.171	22.957	105.7	16.874	100.8	59.002
7 -	19.378	23.456	105.4	16.988	100.0	59.822	21 -	19.323	22.908	106.5	16.756	100.9	58.987
8 -	19.378	23.603	104.4	17.084	100.9	1:00.065	22 -	19.133	22.586	107.0	16.637	99.9	58.356
9 -	19.380	23.214	105.0	16.952	100.6	59.546	23 -	19.238	22.890	107.0	17.086	99.6	59.214
10 -	19.911	23.288	105.5	17.025	100.9	1:00.224	24 -	19.203	22.909	107.0	17.013	98.8	59.125
11 -	19.510	23.225	106.9	17.065	100.3	59.800	25 -	19.479	22.902	108.4	21.108	29.8	1:03.489
12 -	19.603	29.201	59.4	23.053	65.2	1:11.857	26 -	1:20.235	26.915	99.0	18.145	101.1	2:05.295
13 -	23.527	23.021	105.7	24.192	26.6	1:10.740	27 -	19.499	22.763	106.4	16.794	102.0	59.056
14 -	56.237	23.203	104.9	16.907	101.4	1:36.347	28 -	19.196	22.887	107.0	16.777	101.5	58.860

MCRCB BULLETIN TK030

2009 Relentless British 125GP Championship & ACU Academy Cup

QUALIFYING 2 - SPEED TRAPS

SECTOR 1				SECTOR 2			FINISH LINE		
POS	NO	NAME	MPH	NO	NAME	MPH	NO	NAME	MPH
1				6	Martin GLOSSOP	114.1	6	Martin GLOSSOP	108.1
2				16	Shaun HORSMAN	113.0	50	Tim HASTINGS	107.0
3				52	Adam BLACKLOCK	113.0	10	Peter SUTHERLAND	106.7
4				13	Rob GUIVER	112.6	8	Brian CLARK	106.2
5				50	Tim HASTINGS	112.6	19	Michael HILL	105.7
6				8	Brian CLARK	112.2	52	Adam BLACKLOCK	105.4
7				10	Peter SUTHERLAND	112.2	66	Tom HAYWARD	105.4
8				29	James LODGE	112.0	11	Tom WEEDEN	105.0
9				96	Ryan SAXELBY	112.0	96	Ryan SAXELBY	105.0
10				26	Nicole McALEER	111.7	29	James LODGE	104.9
11				66	Tom HAYWARD	111.7	13	Rob GUIVER	104.7
12				19	Michael HILL	111.5	87	Lee COSTELLO	104.7
13				7	Deane BROWN	111.1	26	Nicole McALEER	104.5
14				61	Paul JORDAN	110.9	61	Paul JORDAN	104.5
15				11	Tom WEEDEN	110.0	16	Shaun HORSMAN	104.2
16				72	Connor BEHAN	110.0	7	Deane BROWN	104.0
17				97	Sammi TASKER	110.0	28	Jon VINCENT	103.7
18				2	Robbie STEWART	109.8	72	Connor BEHAN	103.7
19				28	Jon VINCENT	109.7	77	Taylor MACKENZIE	103.4
20				77	Taylor MACKENZIE	109.7	24	Ben BARRETT	103.1
21				87	Lee COSTELLO	109.7	97	Sammi TASKER	103.1
22				22	Matthew PAULO	109.3	2	Robbie STEWART	102.0
23				41	Shaun WINFIELD	109.3	41	Shaun WINFIELD	102.0
24				99	Kasey WYATT	108.6	99	Kasey WYATT	102.0
25				17	John McPHEE	108.2	17	John McPHEE	101.7
26				24	Ben BARRETT	108.2	91	Ian STANFORD	101.7
27				46	Ross WALKER	108.2	35	Elliot LODGE	100.8
28				4	Philip WAKEFIELD	107.9	46	Ross WALKER	100.8
29				91	Ian STANFORD	107.5	4	Philip WAKEFIELD	100.5
30				35	Elliot LODGE	107.2	22	Matthew PAULO	100.5
31				9	Niall CAMPBELL	106.9	9	Niall CAMPBELL	99.7
32				21	Tom STANFORD	105.4	21	Tom STANFORD	98.3

Weather / Track : Cloudy / Dry

www.tsl-timing.com

Knockhill
Circuit Length = 1.2713 miles
Start: 13:50 End: 14:21

Printed - 14.25 Saturday, 04 July 2009

MCRCB BULLETIN TK031

2009 Relentless British 125GP Championship & ACU Academy Cup

QUALIFYING 2 - BEST SECTOR TIMES

SECTOR 1			SECTOR 2			SECTOR 3			IDEAL / BEST COMPARISON						
POS	NO	NAME	TIME	NO	NAME	TIME	NO	NAME	TIME	POS	NO	NAME	IDEAL	BEST	DIFF
1	29	LODGE	17.473	6	GLOSSOP	20.920	6	GLOSSOP	15.423	1	6	GLOSSOP	53.915	53.939	0.024
2	6	GLOSSOP	17.572	61	JORDAN	21.021	29	LODGE	15.542	2	29	LODGE	54.070	54.471	0.401
3	13	GUIVER	17.602	50	HASTINGS	21.033	13	GUIVER	15.587	3	13	GUIVER	54.328	54.477	0.149
4	72	BEHAN	17.616	72	BEHAN	21.049	87	COSTELLO	15.681	4	72	BEHAN	54.380	54.432	0.052
5	2	STEWART	17.719	29	LODGE	21.055	72	BEHAN	15.715	5	50	HASTINGS	54.678	54.741	0.063
6	7	BROWN	17.755	52	BLACKLOCK	21.098	8	CLARK	15.742	6	87	COSTELLO	54.734	54.824	0.090
7	16	HORSMAN	17.755	13	GUIVER	21.139	50	HASTINGS	15.773	7	2	STEWART	54.814	54.882	0.068
8	87	COSTELLO	17.821	87	COSTELLO	21.232	66	HAYWARD	15.789	8	52	BLACKLOCK	54.893	55.032	0.139
9	66	HAYWARD	17.852	10	SUTHERLAND	21.242	2	STEWART	15.794	9	61	JORDAN	54.919	55.017	0.098
10	61	JORDAN	17.853	8	CLARK	21.250	52	BLACKLOCK	15.817	10	8	CLARK	54.956	55.242	0.286
11	50	HASTINGS	17.872	16	HORSMAN	21.275	10	SUTHERLAND	15.840	11	16	HORSMAN	54.964	55.172	0.208
12	77	MACKENZIE	17.901	2	STEWART	21.301	19	HILL	15.879	12	66	HAYWARD	55.004	55.185	0.181
13	19	HILL	17.942	66	HAYWARD	21.363	77	MACKENZIE	15.922	13	10	SUTHERLAND	55.143	55.201	0.058
14	8	CLARK	17.964	7	BROWN	21.365	16	HORSMAN	15.934	14	7	BROWN	55.153	55.237	0.084
15	28	VINCENT	17.969	77	MACKENZIE	21.489	96	SAXELBY	15.948	15	77	MACKENZIE	55.312	55.434	0.122
16	52	BLACKLOCK	17.978	4	WAKEFIELD	21.555	46	WALKER	15.995	16	19	HILL	55.552	55.687	0.135
17	96	SAXELBY	17.983	22	PAULO	21.604	7	BROWN	16.033	17	96	SAXELBY	55.594	55.871	0.277
18	46	WALKER	18.041	28	VINCENT	21.620	61	JORDAN	16.045	18	28	VINCENT	55.657	55.865	0.208
19	10	SUTHERLAND	18.061	26	McALEER	21.660	28	VINCENT	16.068	19	4	WAKEFIELD	55.860	56.013	0.153
20	4	WAKEFIELD	18.136	96	SAXELBY	21.663	22	PAULO	16.077	20	22	PAULO	55.867	55.867	0.000
21	22	PAULO	18.186	19	HILL	21.731	17	McPHEE	16.108	21	46	WALKER	55.933	56.195	0.262
22	11	WEEDEN	18.266	41	WINFIELD	21.756	26	McALEER	16.140	22	26	McALEER	56.126	56.230	0.104
23	26	McALEER	18.326	17	McPHEE	21.776	11	WEEDEN	16.167	23	11	WEEDEN	56.228	56.262	0.034
24	41	WINFIELD	18.342	11	WEEDEN	21.795	4	WAKEFIELD	16.169	24	41	WINFIELD	56.297	56.384	0.087
25	24	BARRETT	18.595	46	WALKER	21.897	41	WINFIELD	16.199	25	17	McPHEE	56.604	56.613	0.009
26	9	CAMPBELL	18.602	24	BARRETT	22.033	24	BARRETT	16.246	26	24	BARRETT	56.874	57.050	0.176
27	21	STANFORD	18.677	91	STANFORD	22.188	97	TASKER	16.360	27	9	CAMPBELL	57.335	57.674	0.339
28	17	McPHEE	18.720	9	CAMPBELL	22.354	91	STANFORD	16.369	28	91	STANFORD	57.398	57.560	0.162
29	91	STANFORD	18.841	97	TASKER	22.434	9	CAMPBELL	16.379	29	97	TASKER	57.666	57.759	0.093
30	97	TASKER	18.872	21	STANFORD	22.567	99	WYATT	16.637	30	21	STANFORD	58.023	58.237	0.214
31	99	WYATT	19.133	99	WYATT	22.586	21	STANFORD	16.779	31	99	WYATT	58.356	58.356	0.000
32	35	LODGE	19.613	35	LODGE	23.275	35	LODGE	16.856	32	35	LODGE	59.744	59.972	0.228
													Perfect Lap		53.816

Weather / Track : Cloudy / Dry

www.tsl-timing.com


Knockhill
Circuit Length = 1.2713 miles
Start: 13:50 End: 14:21

Printed - 14.26 Saturday, 04 July 2009

MCRCB BULLETIN TK032

2009 Relentless British 125GP Championship & ACU Academy Cup

RACE 6 - PROVISIONAL GRID

ROW 8	57.759 97 Sammi TASKER	58.237 21 Tom STANFORD	58.356 99 Kasey WYATT	59.938 35 Elliot LODGE
ROW 7	56.613 17 John McPHEE	57.050 24 Ben BARRETT	57.560 91 Ian STANFORD	57.674 9 Niall CAMPBELL
ROW 6	56.195 46 Ross WALKER	56.230 26 Nicole McALEER	56.262 11 Tom WEEDEN	56.384 41 Shaun WINFIELD
ROW 5	55.865 28 Jon VINCENT	55.867 22 Matthew PAULO	55.871 96 Ryan SAXELBY	56.013 4 Philip WAKEFIELD
ROW 4	55.201 10 Peter SUTHERLAND	55.242 8 Brian CLARK	55.434 77 Taylor MACKENZIE	55.687 19 Michael HILL
ROW 3	55.032 52 Adam BLACKLOCK	55.172 16 Shaun HORSMAN	55.185 66 Tom HAYWARD	55.198 7 Deane BROWN
ROW 2	54.741 50 Tim HASTINGS	54.824 87 Lee COSTELLO	54.882 2 Robbie STEWART	55.017 61 Paul JORDAN
ROW 1	53.939 6 Martin GLOSSOP	54.432 72 Connor BEHAN	54.471 29 James LODGE	54.473 13 Rob GUIVER
Pole				
				

Knockhill
Circuit Length = 1.2713 miles

These results are provisional until the conclusion of any judicial and technical matters.

Race Director :	Stewards :	Timekeeper :
-----------------	------------	--------------

MCRCB BULLETIN TK092

2009 Relentless British 125GP Championship & ACU Academy Cup WARM-UP - CLASSIFICATION

POS	NO	CL	NAME	ENTRY	TIME	ON	LAPS	GAP	DIFF	MPH
1	6		Martin GLOSSOP	Seel Honda - KRP / Bradley Smith Racing	54.218	9	10			84.41
2	72		Connor BEHAN	Honda - SP125 / Express Forklifts	54.797	6	7	0.579	0.579	83.52
3	29		James LODGE	Honda - KRP / Earnshaws Motorcycles	54.851	10	10	0.633	0.054	83.44
4	13		Rob GUIVER	Honda - SP125 / RG Racing	55.087	8	9	0.869	0.236	83.08
5	50	C	Tim HASTINGS	Honda - KRP / Bradley Smith Racing	55.175	9	9	0.957	0.088	82.95
6	8		Brian CLARK	Honda - Banks Racing/Express Racewear	55.283	8	9	1.065	0.108	82.78
7	61		Paul JORDAN	Honda - KRP / Bradley Smith Racing	55.422	3	3	1.204	0.139	82.58
8	66		Tom HAYWARD	Honda - KRP / Daniel Weston Racing	55.677	10	10	1.459	0.255	82.20
9	16		Shaun HORSMAN	Honda - Symitry I.T. North	55.826	8	9	1.608	0.149	81.98
10	46	C	Ross WALKER	Honda - Ross Walker Racing	55.883	9	9	1.665	0.057	81.89
11	7	C	Deane BROWN	Honda - Colin Appleyard / Macadam Racing	55.893	9	10	1.675	0.010	81.88
12	10	C	Peter SUTHERLAND	Aprillia - Kinpac Racing	56.162	10	10	1.944	0.269	81.49
13	96		Ryan SAXELBY	Honda - KRP / Bradley Smith Racing	56.217	10	10	1.999	0.055	81.41
14	4		Philip WAKEFIELD	Honda - PWR / Sandbach Scrap Metal	56.230	8	9	2.012	0.013	81.39
15	77	C	Taylor MACKENZIE	Honda - MMCG Motorpoint	56.394	9	9	2.176	0.164	81.15
16	17	C	John McPHEE	Honda - McPhee Racing	56.397	7	8	2.179	0.003	81.15
17	52	C	Adam BLACKLOCK	Honda - Repli-Cast UK	56.427	7	8	2.209	0.030	81.10
18	2		Robbie STEWART	Honda - Repli-Cast UK	56.710	6	7	2.492	0.283	80.70
19	91		Ian STANFORD	Honda - Stanford Racing	56.843	7	9	2.625	0.133	80.51
20	11	C	Tom WEEDEN	Honda - TABOO Motorsport Junior Team	57.088	9	9	2.870	0.245	80.17
21	41	C	Shaun WINFIELD	Honda - TAG Triumph	57.355	7	9	3.137	0.267	79.79
22	87		Lee COSTELLO	Honda - Vent-Axia / www.sp125racing.com	57.396	7	7	3.178	0.041	79.74
23	19		Michael HILL	Honda - TABOO Motorsport	57.399	5	8	3.181	0.003	79.73
24	26	C	Nicole McALEER	Honda - Megabikes.ie	57.514	7	8	3.296	0.115	79.57
25	22	C	Matthew PAULO	Honda - Paulo Racing	58.523	7	7	4.305	1.009	78.20
26	28		Jon VINCENT	Honda - Molly / GRF Heavy Transport	58.621	5	5	4.403	0.098	78.07
27	21		Tom STANFORD	Honda - Stanford Racing	58.714	6	8	4.496	0.093	77.95
28	24		Ben BARRETT	Honda - SP125Racing / Lowerdale Autos	58.885	7	8	4.667	0.171	77.72
29	9	C	Niall CAMPBELL	Honda - Kinpac Racing	59.854	3	5	5.636	0.969	76.46
30	35	C	Elliot LODGE	Honda - Spike Racing	1:00.464	7	8	6.246	0.610	75.69
31	99	C	Kasey WYATT	Honda - Repli-Cast UK	1:01.243	7	7	7.025	0.779	74.73
32	97	C	Sammi TASKER	Honda - Team Tasker		0	1			

Weather / Track : Cloudy / Dry

These results are provisional until the conclusion of any judicial and technical matters.

Knockhill
Circuit Length = 1.2713 miles
Start: 09:35 End: 09:52

Race Director :	Stewards :	Timekeeper :
-----------------	------------	--------------

MCRCB BULLETIN TK093

2009 Relentless British 125GP Championship & ACU Academy Cup

WARM-UP - SECTOR ANALYSIS

2	Robbie STEWART	Repli-Cast UK											
1-	Out	23.697	109.1	18.054	97.0	1:03.527	5-	19.285	22.827	107.7	16.754	98.1	58.866
2-	19.773	23.136	109.8	16.706	98.8	59.615	6-	18.422	21.938	109.5	16.350	97.8	56.710
3-	18.685	21.929	108.4	16.687	99.1	57.301	7-	18.181	21.765	111.5	16.812	97.4	56.758
4-	9:24.474	23.715	107.0	17.247	96.7	10:05.436							
4	Philip WAKEFIELD	PWR / Sandbach Scrap Metal											
1-	Out	24.773	95.9	18.625	90.0	1:05.317	6-	18.569	21.920	108.1	16.624	97.0	57.113
2-	20.093	22.725	105.5	17.149	96.3	59.967	7-	18.292	21.900	108.8	16.384	96.7	56.576
3-	19.051	21.878	107.0	16.683	95.2	57.612	8-	18.211	21.777	107.9	16.242	97.8	56.230
4-	7:42.245	23.078	108.1	16.985	96.8	8:22.308	9-	18.247	21.771	108.4	16.351	97.7	56.369
5-	18.569	22.157	108.2	16.418	97.4	57.144							
6	Martin GLOSSOP	KRP / Bradley Smith Racing											
1-	Out	23.433	107.2	16.814	101.8	1:00.363	6-	18.105	21.098	114.3	16.020	103.4	55.223
2-	18.909	21.663	113.7	16.026	103.7	56.598	7-	17.854	21.363	111.3	15.864	102.9	55.081
3-	18.400	21.066	115.1	15.907	104.0	55.373	8-	17.767	20.922	113.7	15.655	103.7	54.344
4-	17.865	22.787	113.9	15.798	102.1	56.450	9-	17.662	20.952	113.9	15.604	103.7	54.218
5-	7:18.630	22.141	112.2	16.281	103.4	7:57.052	10-	17.693	21.094	114.1	15.606	102.6	54.393
7	Deane BROWN	C Colin Appleyard / Macadam Racing											
1-	Out	23.067	111.3	16.921	100.2	1:00.260	6-	18.370	21.892	111.1	16.126	99.9	56.388
2-	18.816	22.105	112.6	16.265	101.2	57.186	7-	18.273	22.100	110.2	16.645	97.0	57.018
3-	18.551	22.130	113.0	16.500	101.1	57.181	8-	18.801	21.657	111.8	16.211	101.1	56.669
4-	18.308	23.686	111.1	16.327	99.7	58.321	9-	18.033	21.720	112.4	16.140	101.4	55.893
5-	7:15.067	22.828	112.0	16.521	99.4	7:54.416	10-	18.324	21.881	111.1	16.182	100.0	56.387
8	Brian CLARK	Banks Racing/Express Racewear											
1-	Out	23.155	113.9	17.491	95.1	1:01.557	6-	18.285	21.496	112.8	16.281	103.6	56.062
2-	20.189	23.572	112.0	15.962	103.4	59.723	7-	18.048	21.263	113.2	16.095	102.9	55.406
3-	18.864	21.650	113.0	16.134	102.9	56.648	8-	18.065	21.370	110.2	15.848	103.2	55.283
4-	8:07.392	22.014	113.4	16.265	103.6	8:45.671	9-	18.147	21.616	112.4	15.875	103.4	55.638
5-	18.451	21.342	113.7	15.906	102.6	55.699							
9	Niall CAMPBELL	C Kinpac Racing											
1-	Out	23.906	106.9	17.655	95.9	1:02.234	4-	8:07.029	23.978	102.1	22.549	33.9	8:53.556
2-	20.158	23.218	108.1	16.915	96.6	1:00.291	5-	3:20.080	24.126	102.1	17.669	94.4	4:01.875
3-	19.487	22.829	108.4	17.538	97.0	59.854							
10	Peter SUTHERLAND	C Kinpac Racing											
1-	Out	23.544	111.7	17.095	102.0	1:02.074	6-	18.906	22.078	113.2	16.287	102.5	57.271
2-	19.483	22.205	111.5	16.400	101.7	58.088	7-	18.760	21.915	112.2	16.393	102.1	57.068
3-	18.634	21.932	112.2	16.589	102.5	57.155	8-	18.582	21.771	114.1	16.201	102.5	56.554
4-	18.630	23.276	112.8	16.344	102.1	58.250	9-	18.465	21.580	113.0	16.258	101.8	56.303
5-	7:12.776	23.052	113.4	16.324	102.1	7:52.152	10-	18.518	21.601	113.6	16.043	102.1	56.162
11	Tom WEEDEN	C TABOO Motorsport Junior Team											
1-	Out	23.405	111.8	17.275	100.3	1:00.690	6-	18.686	22.368	110.9	16.414	100.6	57.468
2-	19.365	23.547	110.2	16.555	101.4	59.467	7-	18.633	22.191	110.9	16.501	99.9	57.325
3-	18.833	22.387	110.6	17.306	100.6	58.526	8-	18.621	22.037	110.4	16.627	99.1	57.285
4-	8:08.545	23.230	110.7	17.237	97.7	8:49.012	9-	18.844	21.980	111.1	16.264	100.5	57.088
5-	18.871	22.609	110.4	16.544	99.9	58.024							
13	Rob GUIVER	SP125 / RG Racing											
1-	Out	24.280	103.9	17.513	96.7	1:03.118	6-	18.096	21.534	113.2	16.042	100.2	55.672
2-	19.448	23.823	109.8	16.141	101.8	59.412	7-	18.348	21.288	112.4	16.013	102.1	55.649
3-	18.615	22.008	112.0	16.146	101.5	56.769	8-	18.152	21.133	111.7	15.802	100.0	55.087
4-	8:07.114	22.126	111.7	16.172	101.2	8:45.412	9-	18.292	21.334	111.5	15.764	100.3	55.390
5-	18.128	21.526	112.6	15.911	101.2	55.565							
16	Shaun HORSMAN	Symitry I.T. North											
1-	Out	24.612	108.6	17.109	100.2	1:03.001	6-	18.291	22.346	111.3	16.209	100.5	56.846
2-	19.012	22.512	112.0	16.745	100.9	58.269	7-	18.222	21.905	111.7	16.125	99.1	56.252

Knockhill
Circuit Length = 1.2713 miles
Start: 09:35 End: 09:52

Weather / Track : Cloudy / Dry

MCRCB BULLETIN TK093

2009 Relentless British 125GP Championship & ACU Academy Cup

WARM-UP - SECTOR ANALYSIS

3-	18.370	22.004	<i>112.4</i>	17.220	98.8	57.594	8-	<i>18.079</i>	<i>21.719</i>	111.7	<i>16.028</i>	99.4	55.826		
4-	8:09.053	23.349	109.7	17.431	98.7	8:49.833	9-	18.085	21.949	110.7	16.227	97.8	56.261		
5-	18.886	22.677	108.4	16.542	100.6	58.105									
17	John McPHEE												C	McPhee Racing	
1-	Out	25.620	100.6	17.352	100.0	1:04.247	5-	19.161	22.978	109.8	16.488	100.2	58.627		
2-	19.747	23.909	107.0	16.492	<i>101.4</i>	1:00.148	6-	18.796	21.910	111.5	16.286	100.6	56.992		
3-	19.068	22.673	<i>111.7</i>	17.102	99.6	58.843	7-	<i>18.495</i>	<i>21.813</i>	111.5	<i>16.089</i>	100.6	56.397		
4-	8:12.917	23.692	108.2	16.737	98.8	8:53.346	8-	18.878	22.216	111.3	16.160	99.7	57.254		
19	Michael HILL												TABOO Motorsport		
1-	Out	24.040	107.5	18.010	97.8	1:03.126	5-	18.631	<i>22.125</i>	<i>112.4</i>	16.643	100.6	57.399		
2-	19.684	23.045	111.1	16.879	99.1	59.608	6-	18.783	22.626	110.9	16.545	<i>101.4</i>	57.954		
3-	18.979	22.993	107.5	20.729	34.6	1:02.701	7-	<i>18.576</i>	22.403	111.7	<i>16.519</i>	100.5	57.498		
4-	7:57.826	23.187	110.9	16.572	100.9	8:37.585	8-	19.287	26.577	83.9	23.930	32.6	1:09.794		
21	Tom STANFORD												Stanford Racing		
1-	Out	24.009	104.0	17.858	95.1	1:02.190	5-	19.202	22.860	<i>105.8</i>	<i>16.938</i>	94.5	59.000		
2-	20.254	24.248	103.9	17.249	95.6	1:01.751	6-	<i>18.901</i>	<i>22.590</i>	104.9	17.223	93.9	58.714		
3-	19.484	22.965	104.4	17.208	<i>96.0</i>	59.657	7-	18.997	37.698	98.7	17.448	93.7	1:14.143		
4-	8:08.480	23.722	104.0	16.996	95.6	8:49.198	8-	19.334	22.713	104.4	17.006	93.3	59.053		
22	Matthew PAULO												C	Paulo Racing	
1-	Out	25.503	98.8	18.160	92.7	1:06.116	5-	19.473	22.914	105.7	16.769	<i>96.0</i>	59.156		
2-	20.097	26.934	84.8	25.065	25.7	1:12.096	6-	<i>18.965</i>	23.352	103.9	17.291	95.5	59.608		
3-	8:07.211	25.537	100.0	18.370	92.3	8:51.118	7-	19.617	<i>22.381</i>	<i>106.7</i>	<i>16.525</i>	<i>96.0</i>	58.523		
4-	19.868	23.033	104.5	17.041	95.6	59.942									
24	Ben BARRETT												SP125Racing / Lowerdale Autos		
1-	Out	26.991	92.8	19.585	86.7	1:09.685	5-	20.405	23.426	103.6	17.306	95.1	1:01.137		
2-	22.093	25.524	94.5	18.662	89.4	1:06.279	6-	20.005	23.237	103.9	17.137	97.3	1:00.379		
3-	21.354	24.148	100.6	18.222	89.8	1:03.724	7-	<i>19.447</i>	<i>22.649</i>	<i>107.7</i>	16.789	<i>99.0</i>	58.885		
4-	7:51.285	24.200	103.9	17.758	94.8	8:33.243	8-	19.599	22.987	107.4	<i>16.788</i>	98.3	59.374		
26	Nicole McALEER												C	Megabikes.ie	
1-	Out	25.580	101.8	18.271	96.4	1:05.835	5-	20.024	23.617	104.9	16.999	100.0	1:00.640		
2-	21.536	25.454	92.4	18.828	89.2	1:05.818	6-	20.133	22.622	111.5	16.411	<i>100.8</i>	59.166		
3-	21.291	24.009	101.5	18.357	91.1	1:03.657	7-	<i>18.924</i>	22.270	<i>112.0</i>	<i>16.320</i>	<i>100.8</i>	57.514		
4-	7:50.126	24.102	109.7	17.150	100.5	8:31.378	8-	19.051	<i>22.250</i>	111.1	16.330	100.6	57.631		
28	Jon VINCENT												Molly / GRF Heavy Transport		
1-	Out	29.190	88.5	20.689	77.0	1:12.483	4-	<i>7:40.916</i>	23.330	109.1	17.460	96.7	8:21.706		
2-	21.889	25.631	95.6	19.408	81.5	1:06.928	5-	19.376	<i>22.707</i>	<i>110.0</i>	<i>16.538</i>	<i>100.0</i>	58.621		
3-	21.641	24.458	98.8	17.990	95.6	1:04.089									
29	James LODGE												KRP / Earnshaws Motorcycles		
1-	Out	23.311	110.2	17.135	99.9	59.986	6-	18.398	21.423	111.3	<i>15.751</i>	<i>101.1</i>	55.572		
2-	19.019	22.164	110.4	16.157	100.9	57.340	7-	17.848	21.667	108.6	15.944	100.8	55.459		
3-	18.547	22.148	109.7	16.009	100.9	56.704	8-	17.765	21.337	111.5	15.827	<i>101.1</i>	54.929		
4-	17.965	23.410	111.5	15.912	100.3	57.287	9-	<i>17.695</i>	21.330	111.5	15.905	100.0	54.930		
5-	7:14.075	22.775	110.0	16.172	100.6	7:53.022	10-	17.769	<i>21.061</i>	<i>111.7</i>	16.021	100.6	54.851		
35	Elliot LODGE												C	Spike Racing	
1-	Out	24.465	108.2	17.635	<i>98.5</i>	1:04.483	5-	20.402	<i>23.179</i>	107.2	<i>16.958</i>	96.1	1:00.539		
2-	20.608	23.983	<i>108.4</i>	17.474	<i>98.5</i>	1:02.065	6-	20.409	23.483	106.0	17.119	97.7	1:01.011		
3-	20.221	23.526	<i>108.4</i>	17.359	97.7	1:01.106	7-	<i>19.907</i>	23.268	107.4	17.289	95.5	1:00.464		
4-	8:03.555	24.423	<i>108.4</i>	17.113	96.7	8:45.091	8-	20.040	23.403	106.7	17.470	98.3	1:00.913		
41	Shaun WINFIELD												C	TAG Triumph	
1-	Out	23.579	108.8	17.735	98.0	1:02.189	6-	18.613	<i>21.978</i>	107.2	16.864	96.8	57.455		
2-	19.919	24.616	108.1	17.159	<i>98.8</i>	1:01.694	7-	<i>18.609</i>	22.036	108.2	16.710	95.9	57.355		
3-	19.319	22.614	107.7	17.110	96.8	59.043	8-	18.697	22.141	107.9	16.804	97.0	57.642		
4-	8:04.586	23.147	108.9	17.217	96.7	8:44.950	9-	18.724	22.020	108.8	16.772	96.6	57.516		
5-	18.788	22.244	107.7	<i>16.682</i>	97.1	57.714									

Knockhill
Circuit Length = 1.2713 miles
Start: 09:35 End: 09:52

Weather / Track : Cloudy / Dry

MCRCB BULLETIN TK093

2009 Relentless British 125GP Championship & ACU Academy Cup

WARM-UP - SECTOR ANALYSIS

46	Ross WALKER	C Ross Walker Racing											
1-	Out	23.748	108.1	17.802	96.1	1:02.467	6-	18.663	21.983	109.1	16.594	98.5	57.240
2-	19.760	23.310	109.3	16.651	97.1	59.721	7-	18.270	21.843	108.2	16.242	97.0	56.355
3-	19.526	22.423	110.0	16.472	97.1	58.421	8-	18.293	21.877	109.3	16.022	98.0	56.192
4-	8:08.390	23.413	107.5	16.468	98.1	8:48.271	9-	18.068	21.804	108.8	16.011	98.1	55.883
5-	18.817	22.349	108.2	16.278	98.7	57.444							
50	Tim HASTINGS	C KRP / Bradley Smith Racing											
1-	Out	22.717	111.1	18.918	43.7	1:02.274	6-	18.202	21.542	111.5	16.077	100.8	55.821
2-	53.871	21.980	110.9	16.511	101.4	1:32.362	7-	18.169	21.340	110.6	15.972	101.7	55.481
3-	18.516	21.679	112.2	16.377	101.2	56.572	8-	18.046	21.254	111.1	16.024	101.4	55.324
4-	7:36.063	22.205	109.5	16.494	101.1	8:14.762	9-	18.082	21.124	111.5	15.969	101.2	55.175
5-	18.320	21.293	112.0	15.975	101.4	55.588							
52	Adam BLACKLOCK	C Repli-Cast UK											
1-	Out	23.710	108.8	17.146	99.0	1:00.856	5-	18.989	21.970	111.3	16.401	100.2	57.360
2-	19.493	22.014	111.5	16.443	99.7	57.950	6-	18.567	22.459	112.2	16.379	100.6	57.405
3-	18.823	22.857	111.1	16.898	100.3	58.578	7-	18.459	21.697	111.5	16.271	100.8	56.427
4-	8:20.314	22.932	110.9	16.839	98.8	9:00.085	8-	18.660	21.642	113.4	16.816	100.0	57.118
61	Paul JORDAN	KRP / Bradley Smith Racing											
1-	Out	23.178	108.8	16.722	101.1	1:00.206	3-	18.147	21.259	110.7	16.016	101.5	55.422
2-	18.580	21.492	111.3	16.115	101.8	56.187							
66	Tom HAYWARD	KRP / Daniel Weston Racing											
1-	Out	23.375	110.7	17.159	101.8	1:00.725	6-	18.560	21.903	112.8	16.123	102.6	56.586
2-	18.898	22.086	112.2	16.462	102.8	57.446	7-	18.251	21.887	113.0	16.534	102.3	56.672
3-	18.887	22.228	112.6	16.301	102.6	57.416	8-	18.476	21.608	111.8	16.097	102.6	56.181
4-	18.399	24.046	112.6	16.544	102.6	58.989	9-	18.155	21.688	112.2	16.136	102.1	55.979
5-	7:14.426	23.051	109.8	16.815	101.7	7:54.292	10-	18.159	21.488	112.2	16.030	101.5	55.677
72	Connor BEHAN	SP125 / Express Forklifts											
1-	Out	22.476	109.5	16.943	98.4	58.905	5-	18.048	21.114	111.8	15.920	99.4	55.082
2-	8:01.587	22.565	109.7	16.578	99.6	8:40.730	6-	17.718	21.255	111.7	15.824	100.5	54.797
3-	19.023	21.916	109.3	16.083	99.7	57.022	7-	17.778	21.346	110.2	16.023	99.4	55.147
4-	18.524	21.956	110.0	16.036	98.4	56.516							
77	Taylor MACKENZIE	C MMCG Motorpoint											
1-	Out	23.746	101.7	18.327	92.7	1:03.978	6-	19.199	22.244	108.9	16.444	99.9	57.887
2-	19.856	23.278	106.2	17.903	90.6	1:01.037	7-	18.337	21.854	111.1	16.235	99.9	56.426
3-	19.814	24.087	103.1	18.095	91.8	1:01.996	8-	18.311	21.991	109.1	16.133	99.7	56.435
4-	8:02.168	23.371	104.9	17.409	93.6	8:42.948	9-	18.406	21.928	109.5	16.060	98.8	56.394
5-	19.548	23.291	105.7	16.892	95.6	59.731							
87	Lee COSTELLO	Vent-Axia / www.sp125racing.com											
1-	Out	25.672	91.4	19.243	84.8	1:06.772	5-	20.141	22.344	106.7	16.570	97.0	59.055
2-	21.225	23.934	95.2	18.621	88.2	1:03.780	6-	18.841	22.259	107.9	16.364	98.1	57.464
3-	8:16.944	24.350	106.2	17.321	95.5	8:58.615	7-	18.897	22.176	107.2	16.323	97.7	57.396
4-	20.178	23.467	105.4	16.583	98.5	1:00.228							
91	Ian STANFORD	Stanford Racing											
1-	Out	23.568	107.9	17.847	97.3	1:03.465	6-	18.879	22.031	108.9	16.343	97.1	57.253
2-	19.658	23.591	107.7	17.035	98.7	1:00.284	7-	18.916	21.774	109.5	16.153	97.7	56.843
3-	19.361	22.448	109.3	16.591	97.0	58.400	8-	18.644	22.151	107.9	16.375	98.4	57.170
4-	8:07.225	23.788	108.6	17.693	97.5	8:48.706	9-	18.784	22.134	109.7	16.282	97.5	57.200
5-	19.228	22.800	108.9	16.383	97.3	58.411							
96	Ryan SAXELBY	KRP / Bradley Smith Racing											
1-	Out	23.371	111.8	17.283	99.7	1:01.106	6-	18.702	22.150	111.1	16.324	100.3	57.176
2-	18.903	22.229	110.7	16.722	100.8	57.854	7-	18.627	22.063	110.7	16.295	100.3	56.985
3-	18.703	22.188	111.8	16.775	100.8	57.666	8-	18.434	21.957	111.8	16.106	100.2	56.497
4-	18.597	24.315	111.3	16.613	100.0	59.525	9-	18.288	21.946	111.5	16.244	100.6	56.478
5-	7:13.375	23.092	111.1	16.724	100.8	7:53.191	10-	18.292	21.789	111.7	16.136	100.0	56.217

Knockhill
Circuit Length = 1.2713 miles
Start: 09:35 End: 09:52

Weather / Track : Cloudy / Dry

MCRCB BULLETIN TK093

2009 Relentless British 125GP Championship & ACU Academy Cup

WARM-UP - SECTOR ANALYSIS

97	Sammi TASKER				C Team Tasker								
1 -	Out	25.942	<i>108.2</i>	<i>19.105</i>	<i>95.6</i>	1:07.081							
99	Kasey WYATT				C Repli-Cast UK								
1 -	Out	28.401	102.1	20.079	95.7	1:12.040	5 -	20.345	24.021	106.7	<i>17.368</i>	97.3	1:01.734
2 -	22.213	25.683	102.3	23.515	25.9	1:11.411	6 -	<i>20.094</i>	23.971	<i>107.7</i>	17.611	<i>97.7</i>	1:01.676
3 -	8:47.453	25.603	106.7	18.444	96.4	9:31.500	7 -	20.122	<i>23.443</i>	107.5	17.678	97.5	1:01.243
4 -	20.903	24.928	105.7	17.705	96.3	1:03.536							

MCRCB BULLETIN TK094

2009 Relentless British 125GP Championship & ACU Academy Cup

WARM-UP - SPEED TRAPS

SECTOR 1				SECTOR 2			FINISH LINE		
POS	NO	NAME	MPH	NO	NAME	MPH	NO	NAME	MPH
1				6	Martin GLOSSOP	115.1	6	Martin GLOSSOP	104.0
2				10	Peter SUTHERLAND	114.1	8	Brian CLARK	103.6
3				8	Brian CLARK	113.9	66	Tom HAYWARD	102.8
4				52	Adam BLACKLOCK	113.4	10	Peter SUTHERLAND	102.5
5				13	Rob GUIVER	113.2	13	Rob GUIVER	102.1
6				7	Deane BROWN	113.0	61	Paul JORDAN	101.8
7				66	Tom HAYWARD	113.0	50	Tim HASTINGS	101.7
8				16	Shaun HORSMAN	112.4	7	Deane BROWN	101.4
9				19	Michael HILL	112.4	11	Tom WEEDEN	101.4
10				50	Tim HASTINGS	112.2	17	John McPHEE	101.4
11				26	Nicole McALEER	112.0	19	Michael HILL	101.4
12				11	Tom WEEDEN	111.8	29	James LODGE	101.1
13				72	Connor BEHAN	111.8	16	Shaun HORSMAN	100.9
14				96	Ryan SAXELBY	111.8	26	Nicole McALEER	100.8
15				17	John McPHEE	111.7	52	Adam BLACKLOCK	100.8
16				29	James LODGE	111.7	96	Ryan SAXELBY	100.8
17				2	Robbie STEWART	111.5	72	Connor BEHAN	100.5
18				61	Paul JORDAN	111.3	28	Jon VINCENT	100.0
19				77	Taylor MACKENZIE	111.1	77	Taylor MACKENZIE	99.9
20				28	Jon VINCENT	110.0	2	Robbie STEWART	99.1
21				46	Ross WALKER	110.0	24	Ben BARRETT	99.0
22				91	Ian STANFORD	109.7	41	Shaun WINFIELD	98.8
23				41	Shaun WINFIELD	109.5	46	Ross WALKER	98.7
24				4	Philip WAKEFIELD	108.8	91	Ian STANFORD	98.7
25				9	Niall CAMPBELL	108.4	35	Elliot LODGE	98.5
26				35	Elliot LODGE	108.4	87	Lee COSTELLO	98.5
27				97	Sammi TASKER	108.2	4	Philip WAKEFIELD	97.8
28				87	Lee COSTELLO	107.9	99	Kasey WYATT	97.7
29				24	Ben BARRETT	107.7	9	Niall CAMPBELL	97.0
30				99	Kasey WYATT	107.7	21	Tom STANFORD	96.0
31				22	Matthew PAULO	106.7	22	Matthew PAULO	96.0
32				21	Tom STANFORD	105.8	97	Sammi TASKER	95.6

MCRCB BULLETIN TK095

2009 Relentless British 125GP Championship & ACU Academy Cup

WARM-UP - BEST SECTOR TIMES

SECTOR 1			SECTOR 2			SECTOR 3			IDEAL / BEST COMPARISON						
POS	NO	NAME	TIME	NO	NAME	TIME	NO	NAME	TIME	POS	NO	NAME	IDEAL	BEST	DIFF
1	6	GLOSSOP	17.662	6	GLOSSOP	20.922	6	GLOSSOP	15.604	1	6	GLOSSOP	54.188	54.218	0.030
2	29	LODGE	17.695	29	LODGE	21.061	29	LODGE	15.751	2	29	LODGE	54.507	54.851	0.344
3	72	BEHAN	17.718	72	BEHAN	21.114	13	GUIVER	15.764	3	72	BEHAN	54.656	54.797	0.141
4	7	BROWN	18.033	50	HASTINGS	21.124	72	BEHAN	15.824	4	13	GUIVER	54.993	55.087	0.094
5	50	HASTINGS	18.046	13	GUIVER	21.133	8	CLARK	15.848	5	50	HASTINGS	55.139	55.175	0.036
6	8	CLARK	18.048	61	JORDAN	21.259	50	HASTINGS	15.969	6	8	CLARK	55.159	55.283	0.124
7	46	WALKER	18.068	8	CLARK	21.263	46	WALKER	16.011	7	61	JORDAN	55.349	55.422	0.073
8	61	JORDAN	18.074	66	HAYWARD	21.488	61	JORDAN	16.016	8	66	HAYWARD	55.673	55.677	0.004
9	16	HORSMAN	18.079	10	SUTHERLAND	21.580	16	HORSMAN	16.028	9	7	BROWN	55.816	55.893	0.077
10	13	GUIVER	18.096	52	BLACKLOCK	21.642	66	HAYWARD	16.030	10	16	HORSMAN	55.826	55.826	0.000
11	66	HAYWARD	18.155	7	BROWN	21.657	10	SUTHERLAND	16.043	11	46	WALKER	55.883	55.883	0.000
12	2	STEWART	18.181	16	HORSMAN	21.719	77	MACKENZIE	16.060	12	10	SUTHERLAND	56.088	56.162	0.074
13	4	WAKEFIELD	18.211	2	STEWART	21.765	17	McPHEE	16.089	13	96	SAXELBY	56.183	56.217	0.034
14	96	SAXELBY	18.288	4	WAKEFIELD	21.771	96	SAXELBY	16.106	14	4	WAKEFIELD	56.224	56.230	0.006
15	77	MACKENZIE	18.311	91	STANFORD	21.774	7	BROWN	16.126	15	77	MACKENZIE	56.225	56.394	0.169
16	52	BLACKLOCK	18.459	96	SAXELBY	21.789	91	STANFORD	16.153	16	2	STEWART	56.296	56.710	0.414
17	10	SUTHERLAND	18.465	46	WALKER	21.804	4	WAKEFIELD	16.242	17	52	BLACKLOCK	56.372	56.427	0.055
18	17	McPHEE	18.495	17	McPHEE	21.813	11	WEEDEN	16.264	18	17	McPHEE	56.397	56.397	0.000
19	19	HILL	18.576	77	MACKENZIE	21.854	52	BLACKLOCK	16.271	19	91	STANFORD	56.571	56.843	0.272
20	41	WINFIELD	18.609	41	WINFIELD	21.978	26	McALEER	16.320	20	11	WEEDEN	56.865	57.088	0.223
21	11	WEEDEN	18.621	11	WEEDEN	21.980	87	COSTELLO	16.323	21	19	HILL	57.220	57.399	0.179
22	91	STANFORD	18.644	19	HILL	22.125	2	STEWART	16.350	22	41	WINFIELD	57.269	57.355	0.086
23	87	COSTELLO	18.841	87	COSTELLO	22.176	19	HILL	16.519	23	87	COSTELLO	57.340	57.396	0.056
24	21	STANFORD	18.901	26	McALEER	22.250	22	PAULO	16.525	24	26	McALEER	57.494	57.514	0.020
25	26	McALEER	18.924	22	PAULO	22.381	28	VINCENT	16.538	25	22	PAULO	57.871	58.523	0.652
26	22	PAULO	18.965	21	STANFORD	22.590	41	WINFIELD	16.682	26	21	STANFORD	58.429	58.714	0.285
27	28	VINCENT	19.319	24	BARRETT	22.649	24	BARRETT	16.788	27	28	VINCENT	58.564	58.621	0.057
28	9	CAMPBELL	19.366	28	VINCENT	22.707	9	CAMPBELL	16.915	28	24	BARRETT	58.884	58.885	0.001
29	24	BARRETT	19.447	9	CAMPBELL	22.829	21	STANFORD	16.938	29	9	CAMPBELL	59.110	59.854	0.744
30	35	LODGE	19.907	35	LODGE	23.179	35	LODGE	16.958	30	35	LODGE	1:00.044	1:00.464	0.420
31	99	WYATT	20.094	99	WYATT	23.443	99	WYATT	17.368	31	99	WYATT	1:00.905	1:01.243	0.338
32	97	TASKER	20.679	97	TASKER	25.180	97	TASKER	19.105	32	97	TASKER	1:04.964		


Perfect Lap	54.188
--------------------	---------------

MCRCB BULLETIN TK123

2009 Relentless British 125GP Championship & ACU Academy Cup

RACE 6 - FINAL GRID

ROW 8	59.938 35 Elliot LODGE	58.356 99 Kasey WYATT	58.237 21 Tom STANFORD	57.759 97 Sammi TASKER
ROW 7	57.674 9 Niall CAMPBELL	57.560 91 Ian STANFORD	57.050 24 Ben BARRETT	56.613 17 John McPHEE
ROW 6	56.384 41 Shaun WINFIELD	56.262 11 Tom WEEDEN	56.230 26 Nicole McALEER	56.195 46 Ross WALKER
ROW 5	56.013 4 Philip WAKEFIELD	55.871 96 Ryan SAXELBY	55.867 22 Matthew PAULO	55.865 28 Jon VINCENT
ROW 4	55.687 19 Michael HILL	55.434 77 Taylor MACKENZIE	55.242 8 Brian CLARK	55.201 10 Peter SUTHERLAND
ROW 3	55.198 7 Deane BROWN	55.185 66 Tom HAYWARD	55.172 16 Shaun HORSMAN	55.032 52 Adam BLACKLOCK
ROW 2	55.017 61 Paul JORDAN	54.882 2 Robbie STEWART	54.824 87 Lee COSTELLO	54.741 50 Tim HASTINGS
ROW 1	54.473 13 Rob GUIVER	54.471 29 James LODGE	54.432 72 Connor BEHAN	53.939 6 Martin GLOSSOP
Pole				



Knockhill
Circuit Length = 1.2713 miles

These results are provisional until the conclusion of any judicial and technical matters.

Race Director :

Stewards :

Timekeeper :

MCRCB BULLETIN TK135

2009 Relentless British 125GP Championship & ACU Academy Cup RACE 6 - CLASSIFICATION

POS	NO	CL	NAME	ENTRY	LAPS	TIME	GAP	DIFF	MPH	BEST	ON
1	29		James LODGE	Honda - KRP / Earnshaws Motorcycles	20	18:12.915			83.75	54.048	16
2	13		Rob GUIVER	Honda - SP125 / RG Racing	20	18:15.959	3.044	3.044	83.52	54.383	15
3	72		Connor BEHAN	Honda - SP125 / Express Forklifts	20	18:18.711	5.796	2.752	83.31	54.404	16
4	2		Robbie STEWART	Honda - Repli-Cast UK	20	18:26.934	14.019	8.223	82.69	54.546	16
5	6		Martin GLOSSOP	Seel Honda - KRP / Bradley Smith Racing	20	18:29.965	17.050	3.031	82.46	53.958	8
6	8		Brian CLARK	Honda - Banks Racing/Express Racewear	20	18:30.196	17.281	0.231	82.44	54.765	19
7	7	C	Deane BROWN	Honda - Colin Appleyard / Macadam Racing	20	18:30.243	17.328	0.047	82.44	54.789	19
8	87		Lee COSTELLO	Honda - Vent-Axia / www.sp125racing.com	20	18:30.623	17.708	0.380	82.41	54.672	16
9	77	C	Taylor MACKENZIE	Honda - MMCG Motorpoint	20	18:34.885	21.970	4.262	82.10	54.980	11
10	66		Tom HAYWARD	Honda - KRP / Daniel Weston Racing	20	18:40.904	27.989	6.019	81.66	54.758	12
11	50	C	Tim HASTINGS	Honda - KRP / Bradley Smith Racing	20	18:43.229	30.314	2.325	81.49	54.455	6
12	61		Paul JORDAN	Honda - KRP / Bradley Smith Racing	20	18:48.683	35.768	5.454	81.09	55.267	7
13	96		Ryan SAXELBY	Honda - KRP / Bradley Smith Racing	20	18:48.868	35.953	0.185	81.08	55.572	14
14	19		Michael HILL	Honda - TABOO Motorsport	20	18:48.967	36.052	0.099	81.07	55.704	15
15	4		Philip WAKEFIELD	Honda - PWR / Sandbach Scrap Metal	20	18:49.262	36.347	0.295	81.05	55.595	14
16	16		Shaun HORSMAN	Honda - Symitry I.T. North	20	18:52.110	39.195	2.848	80.85	55.197	13
17	17	C	John McPHEE	Honda - McPhee Racing	20	18:52.120	39.205	0.010	80.85	55.370	14
18	52	C	Adam BLACKLOCK	Honda - Repli-Cast UK	20	18:55.651	42.736	3.531	80.60	55.013	14
19	28		Jon VINCENT	Honda - Molly / GRF Heavy Transport	20	18:58.850	45.935	3.199	80.37	56.008	7
20	22	C	Matthew PAULO	Honda - Paulo Racing	20	18:59.540	46.625	0.690	80.32	56.118	12
21	26	C	Nicole McALEER	Honda - Megabikes.ie	20	19:05.855	52.940	6.315	79.88	56.142	19
22	24		Ben BARRETT	Honda - SP125Racing / Lowerdale Autos	20	19:05.898	52.983	0.043	79.88	56.027	20
23	91		Ian STANFORD	Honda - Stanford Racing	19	18:20.936	1 lap	1 lap	78.98	56.919	10
24	21		Tom STANFORD	Honda - Stanford Racing	19	18:37.972	1 lap	17.036	77.78	57.664	14
25	9	C	Niall CAMPBELL	Honda - Kinpac Racing	19	18:47.956	1 lap	9.984	77.09	58.118	15
26	35	C	Elliot LODGE	Honda - Spike Racing	19	19:02.892	1 lap	14.936	76.08	59.032	17
27	97	C	Sammi TASKER	Honda - Team Tasker	19	19:04.054	1 lap	1.162	76.00	58.514	13
28	99	C	Kasey WYATT	Honda - Repli-Cast UK	18	18:32.440	2 laps	1 lap	74.05	58.855	5

NOT CLASSIFIED

DNF	10	C	Peter SUTHERLAND	Aprillia - Kinpac Racing	9	8:31.814	11 laps	9 laps	80.48	55.922	8
DNF	41	C	Shaun WINFIELD	Honda - TAG Triumph	2	2:02.946	18 laps	7 laps	74.45	58.330	2
DNF	46	C	Ross WALKER	Honda - Ross Walker Racing	1	1:02.208	19 laps	1 lap	73.57		
DNF	11	C	Tom WEEDEN	Honda - TABOO Motorsport Junior Team	1	1:02.621	19 laps	0.413	73.08		

FASTEST LAP

6			Martin GLOSSOP	Seel Honda - KRP / Bradley Smith Racing	8	53.958		84.82 mph		136.50 kph	
50	C		Tim HASTINGS	Honda - KRP / Bradley Smith Racing	6	54.455		84.04 mph		135.26 kph	

No's 50 & 52 - 20 second penalty - jump start

Weather / Track : Cloudy / Dry

These results are provisional until the conclusion of any judicial and technical matters.

Knockhill
Circuit Length = 1.2713 miles
Start: 13:50 End: 14:10

Race Director :	Stewards :	Timekeeper :
-----------------	------------	--------------

MCRCB BULLETIN TK136

2009 Relentless British 125GP Championship & ACU Academy Cup

RACE 6 - LAP CHART

Lap 1			Lap 2			Lap 3			Lap 4			Lap 5		
No	Behind	Laptime	No	Behind	Laptime	No	Behind	Laptime	No	Behind	Laptime	No	Behind	Laptime
29		57.639	29		54.614	29		54.791	29		54.484	29		54.438
72	0.271	57.910	6	0.556	54.649	6	0.048	54.283	6	0.419	54.855	13	1.336	54.565
52	0.383	58.022	72	0.778	55.121	72	0.498	54.511	72	0.773	54.759	72	1.383	55.048
6	0.521	58.160	13	1.183	54.835	13	0.958	54.566	13	1.209	54.735	52	4.524	55.284
13	0.962	58.601	52	1.316	55.547	52	2.312	55.787	99	1 LAP	1:32.232	2	5.667	55.784
66	1.361	59.000	66	1.823	55.076	66	2.594	55.562	52	3.678	55.850	50	5.977	56.444
50	1.513	59.152	50	2.466	55.567	50	2.801	55.126	50	3.971	55.654	66	6.113	56.500
2	1.959	59.598	2	2.604	55.259	2	3.387	55.574	66	4.051	55.941	87	6.325	56.261
87	2.221	59.860	87	2.780	55.173	87	3.555	55.566	2	4.321	55.418	77	6.387	56.200
77	2.468	1:00.107	77	3.224	55.370	77	3.842	55.409	87	4.502	55.431	7	6.593	55.008
7	3.607	1:01.246	7	4.595	55.602	7	5.242	55.438	77	4.625	55.267	99	1 LAP	1:00.063
19	3.799	1:01.438	16	5.326	56.082	16	6.216	55.681	7	6.023	55.265	8	7.608	55.242
16	3.858	1:01.497	8	5.411	56.124	8	6.275	55.655	8	6.804	55.013	16	8.873	55.768
8	3.901	1:01.540	19	5.800	56.615	19	7.219	56.210	16	7.543	55.811	19	10.539	56.203
10	4.192	1:01.831	10	6.003	56.425	10	7.610	56.398	19	8.774	56.039	10	11.064	56.286
96	4.445	1:02.084	96	6.561	56.730	96	7.853	56.083	10	9.216	56.090	96	11.328	56.135
46	4.569	1:02.208	4	8.426	57.775	4	10.123	56.488	96	9.631	56.262	6	12.222	1:06.241
11	4.982	1:02.621	28	8.672	57.821	22	11.307	57.399	4	11.827	56.188	4	13.586	56.197
22	5.179	1:02.818	22	8.699	58.134	17	11.422	56.649	17	13.287	56.349	17	15.369	56.520
4	5.265	1:02.904	17	9.564	57.164	28	11.439	57.558	61	13.899	56.695	61	15.811	56.350
28	5.465	1:03.104	91	10.542	58.330	61	11.688	55.655	22	14.088	57.265	22	16.223	56.573
91	6.826	1:04.465	41	10.693	58.330	91	14.191	58.440	28	14.392	57.437	28	16.319	56.365
41	6.977	1:04.616	61	10.824	57.639	24	14.412	57.876	91	17.141	57.434	24	20.104	57.259
17	7.014	1:04.653	24	11.327	58.171	26	14.702	57.872	24	17.283	57.355	91	20.462	57.759
21	7.694	1:05.333	26	11.621	58.446	21	15.911	58.152	26	17.524	57.306	26	20.483	57.397
24	7.770	1:05.409	21	12.550	59.470	9	17.737	59.582	21	19.748	58.321	21	23.899	58.589
26	7.789	1:05.428	9	12.946	59.135	35	20.175	1:00.115	9	23.664	1:00.411	9	28.362	59.136
61	7.799	1:05.438	35	14.851	1:00.032	97	21.055	1:00.581	35	25.922	1:00.231	35	31.401	59.917
9	8.425	1:06.064	97	15.265	1:00.144				97	26.177	59.606	97	32.024	1:00.285
35	9.433	1:07.072	99	18.876	1:03.833									
99	9.657	1:07.296												
97	9.735	1:07.374												

No's 50 & 52 - 20 second penalty - jump start

Weather / Track : Cloudy / Dry

MCRCB BULLETIN TK136

2009 Relentless British 125GP Championship & ACU Academy Cup

RACE 6 - LAP CHART

Lap 6			Lap 7			Lap 8			Lap 9			Lap 10		
No	Behind	Laptime	No	Behind	Laptime	No	Behind	Laptime	No	Behind	Laptime	No	Behind	Laptime
29		54.173	29		54.472	29		54.532	29		54.488	29		54.186
13	1.576	54.413	13	1.737	54.633	13	1.798	54.593	13	1.893	54.583	13	2.108	54.401
72	1.874	54.664	72	1.931	54.529	72	2.081	54.682	72	2.236	54.643	72	2.995	54.945
52	6.098	55.747	50	6.918	55.131	50	7.180	54.794	50	7.649	54.957	50	8.146	54.683
50	6.259	54.455	52	7.054	55.428	52	7.778	55.256	52	8.980	55.690	2	10.036	55.129
2	6.318	54.824	2	7.531	55.685	2	8.031	55.032	2	9.093	55.550	7	10.508	55.176
66	7.215	55.275	7	8.142	55.174	7	8.939	55.329	7	9.518	55.067	52	10.728	55.934
7	7.440	55.020	66	8.362	55.619	66	9.067	55.237	87	9.626	55.046	87	10.740	55.300
87	7.786	55.634	87	8.681	55.367	87	9.068	54.919	8	10.034	55.122	8	10.939	55.091
8	8.622	55.187	8	9.115	54.965	8	9.400	54.817	66	10.168	55.589	66	11.271	55.289
77	9.135	56.921	77	9.797	55.134	77	10.674	55.409	77	11.309	55.123	77	12.273	55.150
16	10.669	55.969	16	11.912	55.715	6	13.247	53.958	6	12.964	54.205	6	13.025	54.247
99	1 LAP	58.855	6	13.821	55.318	16	13.254	55.874	16	14.099	55.333	16	15.111	55.198
19	12.537	56.171	19	14.819	56.754	19	16.156	55.869	19	17.607	55.939	19	19.331	55.910
10	12.821	55.930	10	14.992	56.643	10	16.382	55.922	10	18.183	56.289	96	21.428	56.309
6	12.975	54.926	96	16.305	56.570	96	17.719	55.946	96	19.305	56.074	4	21.850	55.880
96	14.207	57.052	4	17.048	55.967	4	18.598	56.082	4	20.156	56.046	61	22.829	55.445
4	15.553	56.140	99	1 LAP	59.535	61	20.321	56.105	61	21.570	55.737	17	24.719	56.047
17	17.793	56.597	61	18.748	55.267	17	20.547	55.899	17	22.858	56.799	28	26.390	56.263
61	17.953	56.315	17	19.180	55.859	99	1 LAP	59.484	28	24.313	56.603	22	26.764	56.146
28	18.523	56.377	28	20.059	56.008	28	22.198	56.671	22	24.804	56.775	99	1 LAP	58.890
22	18.722	56.672	22	20.816	56.566	22	22.517	56.233	99	1 LAP	59.520	26	33.332	56.805
24	23.025	57.094	24	25.639	57.086	26	27.964	56.663	26	30.713	57.237	24	33.636	56.804
26	23.288	56.978	26	25.833	57.017	24	28.375	57.268	24	31.018	57.131	91	34.351	56.919
91	23.886	57.597	91	26.471	57.057	91	28.917	56.978	91	31.618	57.189	21	44.927	58.586
21	28.623	58.897	21	32.941	58.790	21	36.916	58.507	21	40.527	58.099	9	53.061	59.111
9	33.105	58.916	9	37.735	59.102	9	42.533	59.330	9	48.136	1:00.091			
35	36.646	59.418	35	42.225	1:00.051	35	47.409	59.716	35	52.747	59.826			
97	36.950	59.099	97	42.474	59.996	97	48.177	1:00.235	97	53.031	59.342			

No's 50 & 52 - 20 second penalty - jump start

Weather / Track : Cloudy / Dry

2009 Relentless British 125GP Championship & ACU Academy Cup

RACE 6 - LAP CHART

Lap 11			Lap 12			Lap 13			Lap 14			Lap 15		
No	Behind	Laptime	No	Behind	Laptime	No	Behind	Laptime	No	Behind	Laptime	No	Behind	Laptime
29		54.787	29		54.978	29		54.532	29		54.341	29		54.356
13	2.326	55.005	13	1.856	54.508	13	1.778	54.454	13	1.857	54.420	13	1.884	54.383
72	3.255	55.047	9	1 LAP	58.783	72	3.177	54.736	21	1 LAP	58.485	72	3.554	54.421
35	1 LAP	1:00.957	72	2.973	54.696	9	1 LAP	58.602	72	3.489	54.653	21	1 LAP	57.664
97	1 LAP	1:01.168	50	7.983	54.966	50	8.101	54.650	50	8.552	54.792	50	8.939	54.743
50	7.995	54.636	35	1 LAP	59.833	2	10.289	54.946	9	1 LAP	58.716	2	11.229	54.908
2	9.845	54.596	97	1 LAP	59.557	7	11.995	55.824	2	10.677	54.729	8	13.469	54.928
7	10.552	54.831	2	9.875	55.008	8	12.469	55.835	7	12.588	54.934	6	13.614	54.513
87	11.017	55.064	7	10.703	55.129	87	13.422	56.946	8	12.897	54.769	7	13.811	55.579
8	11.347	55.195	87	11.008	54.969	6	13.450	55.826	6	13.457	54.348	87	14.634	55.158
52	11.721	55.780	8	11.166	54.797	66	14.240	57.244	87	13.832	54.751	9	1 LAP	58.482
66	11.748	55.264	66	11.528	54.758	77	14.617	56.527	77	15.356	55.080	77	16.223	55.223
77	12.466	54.980	6	12.156	54.422	35	1 LAP	59.917	66	15.695	55.796	52	16.755	55.400
6	12.712	54.474	52	12.176	55.433	52	15.039	57.395	52	15.711	55.013	66	17.631	56.292
16	15.569	55.245	77	12.622	55.134	97	1 LAP	1:00.926	16	18.110	55.681	16	19.346	55.592
19	20.338	55.794	16	16.105	55.514	16	16.770	55.197	35	1 LAP	59.330	35	1 LAP	59.549
96	22.400	55.759	19	21.438	56.078	19	22.711	55.805	97	1 LAP	58.514	97	1 LAP	59.600
4	22.896	55.833	96	23.308	55.886	96	24.668	55.892	19	24.327	55.957	19	25.675	55.704
61	23.593	55.551	4	23.686	55.768	61	24.855	55.337	96	25.899	55.572	96	27.167	55.624
17	26.281	56.349	61	24.050	55.435	4	25.245	56.091	61	26.219	55.705	61	27.801	55.938
28	27.778	56.175	17	27.168	55.865	17	28.289	55.653	4	26.499	55.595	4	28.120	55.977
22	28.282	56.305	28	29.078	56.278	28	30.808	56.262	17	29.318	55.370	17	30.576	55.614
26	35.384	56.839	22	29.422	56.118	22	31.140	56.250	28	32.743	56.276	28	35.174	56.787
24	35.996	57.147	26	37.457	57.051	26	39.409	56.484	22	33.042	56.243	22	35.415	56.729
99	1 LAP	59.026	24	37.694	56.676	24	39.882	56.720	26	41.587	56.519	26	43.375	56.144
91	36.572	57.008	91	39.653	58.059	91	42.068	56.947	24	41.744	56.203	24	43.855	56.467
21	48.963	58.823	99	1 LAP	58.974	99	1 LAP	58.945	91	45.017	57.290	91	47.921	57.260
			21	52.367	58.382				99	1 LAP	59.328			

No's 50 & 52 - 20 second penalty - jump start

Weather / Track : Cloudy / Dry

2009 Relentless British 125GP Championship & ACU Academy Cup

RACE 6 - LAP CHART

Lap 16			Lap 17			Lap 18			Lap 19			Lap 20		
No	Behind	Laptime	No	Behind	Laptime	No	Behind	Laptime	No	Behind	Laptime	No	Behind	Laptime
29		54.048	29		54.192	29		54.429	29		54.508	29		54.927
99	2 LAPS	59.059	13	2.959	54.721	91	1 LAP	57.618	13	3.258	54.629	13	3.044	54.713
13	2.430	54.594	72	4.435	54.717	13	3.137	54.607	91	1 LAP	57.834	72	5.796	55.749
72	3.910	54.404	99	2 LAPS	59.025	72	4.752	54.746	72	4.974	54.730	91	1 LAP	59.100
21	1 LAP	58.074	50	9.711	54.557	99	2 LAPS	59.526	50	10.314	54.548	50	10.314	54.927
50	9.346	54.455	2	12.753	55.218	50	10.274	54.992	2	14.024	55.085	2	14.019	54.922
2	11.727	54.546	21	1 LAP	58.263	2	13.447	55.123	99	2 LAPS	58.926	6	17.050	55.706
6	13.885	54.319	6	14.564	54.871	6	15.569	55.434	6	16.271	55.210	8	17.281	55.331
8	14.642	55.221	8	15.404	54.954	7	16.274	55.116	7	16.555	54.789	7	17.328	55.700
7	14.768	55.005	7	15.587	55.011	8	16.620	55.645	8	16.877	54.765	87	17.708	55.453
87	15.258	54.672	87	16.091	55.025	87	16.843	55.181	87	17.182	54.847	99	2 LAPS	59.923
77	17.754	55.579	77	19.227	55.665	21	1 LAP	58.577	77	21.477	55.698	77	21.970	55.420
52	17.889	55.182	52	19.559	55.862	77	20.287	55.489	21	1 LAP	58.517	52	22.736	55.787
9	1 LAP	58.118	66	21.913	56.502	52	20.579	55.449	52	21.876	55.805	21	1 LAP	58.443
66	19.603	56.020	16	22.472	55.654	16	23.645	55.602	66	26.221	56.865	66	27.989	56.695
16	21.010	55.712	9	1 LAP	58.284	66	23.864	56.380	9	1 LAP	58.983	9	1 LAP	58.761
19	29.574	57.947	19	31.262	55.880	9	1 LAP	58.349	16	33.280	1:04.143	61	35.768	56.067
96	29.940	56.821	96	31.540	55.792	19	32.637	55.804	19	33.940	55.811	96	35.953	56.582
35	1 LAP	59.190	61	31.911	55.686	96	33.023	55.912	96	34.298	55.783	19	36.052	57.039
61	30.417	56.664	4	32.572	56.044	61	33.229	55.747	61	34.628	55.907	4	36.347	55.969
4	30.720	56.648	17	35.035	56.762	4	34.013	55.870	4	35.305	55.800	16	39.195	1:00.842
97	1 LAP	1:00.256	35	1 LAP	59.539	17	36.710	56.104	17	37.822	55.620	17	39.205	56.310
17	32.465	55.937	97	1 LAP	59.745	35	1 LAP	59.032	28	44.084	56.591	28	45.935	56.778
28	37.618	56.492	28	40.173	56.747	28	42.001	56.257	22	45.002	57.057	22	46.625	56.550
22	38.067	56.700	22	40.420	56.545	97	1 LAP	59.092	35	1 LAP	59.609	35	1 LAP	59.558
26	45.772	56.445	26	47.975	56.395	22	42.453	56.462	97	1 LAP	59.401	97	1 LAP	59.133
24	46.183	56.376	24	48.354	56.363	26	50.009	56.463	26	51.643	56.142	26	52.940	56.224
91	51.525	57.652				24	50.350	56.425	24	51.883	56.041	24	52.983	56.027

No's 50 & 52 - 20 second penalty - jump start

Weather / Track : Cloudy / Dry

MCRCB BULLETIN TK137

**2009 Relentless British 125GP Championship & ACU Academy Cup
RACE 6 - POSITION CHART**

No	Name	Pos	Laps																			
			1	2	3	4	5	6	7	8	9	10	11	12	13	14	15	16	17	18	19	20
29	James LODGE	1	29	29	29	29	29	29	29	29	29	29	29	29	29	29	29	29	29	29	29	
72	Connor BEHAN	2	72	6	6	6	13	13	13	13	13	13	13	13	13	13	13	13	13	13	13	
52	Adam BLACKLOCK	3	52	72	72	72	72	72	72	72	72	72	72	72	72	72	72	72	72	72	72	
6	Martin GLOSSOP	4	6	13	13	13	52	52	50	50	50	50	50	50	50	50	50	50	50	50	50	
13	Rob GUIVER	5	13	52	52	52	2	50	52	52	52	2	2	2	2	2	2	2	2	2	2	
66	Tom HAYWARD	6	66	66	66	50	50	2	2	2	2	7	7	7	7	7	8	6	6	6	6	
50	Tim HASTINGS	7	50	50	50	66	66	66	7	7	7	52	87	87	8	8	6	8	8	7	7	
2	Robbie STEWART	8	2	2	2	2	87	7	66	66	87	87	8	8	87	6	7	7	7	8	8	
87	Lee COSTELLO	9	87	87	87	87	77	87	87	87	8	8	52	66	6	87	87	87	87	87	87	
77	Taylor MACKENZIE	10	77	77	77	77	7	8	8	8	66	66	66	6	66	77	77	77	77	77	77	
7	Deane BROWN	11	7	7	7	7	8	77	77	77	77	77	52	77	66	52	52	52	52	52	52	
19	Michael HILL	12	19	16	16	8	16	16	16	6	6	6	6	77	52	52	66	66	66	16	66	
16	Shaun HORSMAN	13	16	8	8	16	19	19	6	16	16	16	16	16	16	16	16	16	16	66	61	
8	Brian CLARK	14	8	19	19	19	10	10	19	19	19	19	19	19	19	19	19	19	19	19	96	
10	Peter SUTHERLAND	15	10	10	10	10	96	6	10	10	10	96	96	96	96	96	96	96	96	96	19	
96	Ryan SAXELBY	16	96	96	96	96	6	96	96	96	96	4	4	4	61	61	61	61	61	61	4	
46	Ross WALKER	17	46	4	4	4	4	4	4	4	4	61	61	61	4	4	4	4	4	4	16	
11	Tom WEEDEN	18	11	28	22	17	17	17	61	61	61	17	17	17	17	17	17	17	17	17	17	
22	Matthew PAULO	19	22	22	17	61	61	61	17	17	17	28	28	28	28	28	28	28	28	28	28	
4	Philip WAKEFIELD	20	4	17	28	22	22	28	28	28	28	22	22	22	22	22	22	22	22	22	22	
28	Jon VINCENT	21	28	91	61	28	28	22	22	22	22	26	26	26	26	26	26	26	26	26	26	
91	Ian STANFORD	22	91	41	91	91	24	24	24	26	26	24	24	24	24	24	24	24	24	24	24	
41	Shaun WINFIELD	23	41	61	24	24	91	26	26	24	24	91	91	91	91	91	91	91	91	91	91	
17	John McPHEE	24	17	24	26	26	26	91	91	91	91	21	21	21	21	21	21	21	21	21	21	
21	Tom STANFORD	25	21	26	21	21	21	21	21	21	21	9	9	9	9	9	9	9	9	9	9	
24	Ben BARRETT	26	24	21	9	9	9	9	9	9	9	35	35	35	35	35	35	35	35	35	35	
26	Nicole McALEER	27	26	9	35	35	35	35	35	35	35	97	97	97	97	97	97	97	97	97	97	
61	Paul JORDAN	28	61	35	97	97	97	97	97	97	97	99	99	99	99	99	99	99	99	99	99	
9	Niall CAMPBELL	29	9	97	99	99	99	99	99	99	99											
35	Elliot LODGE	30	35	99																		
99	Kasey WYATT	31	99																			
97	Sammi TASKER	32	97																			

No's 50 & 52 - 20 second penalty - jump start

Weather / Track : Cloudy / Dry

MCRCB BULLETIN TK138

2009 Relentless British 125GP Championship & ACU Academy Cup

RACE 6 - SECTOR ANALYSIS

2	Robbie STEWART				Repli-Cast UK								
1-		21.534	110.9	16.146	99.0	59.598	11-	<i>17.662</i>	21.056	111.1	15.878	98.4	54.596
2-	17.909	21.181	112.0	16.169	97.1	55.259	12-	17.691	21.229	110.2	16.088	100.0	55.008
3-	18.191	21.177	111.7	16.206	98.3	55.574	13-	17.848	21.158	109.7	15.940	98.0	54.946
4-	17.830	21.436	<i>112.4</i>	16.152	<i>100.2</i>	55.418	14-	17.703	21.143	110.7	15.883	99.0	54.729
5-	18.096	21.409	111.7	16.279	98.1	55.784	15-	17.707	21.207	109.8	15.994	98.0	54.908
6-	17.730	21.062	111.5	16.032	98.5	54.824	16-	17.678	<i>20.960</i>	111.3	15.908	97.8	54.546
7-	18.368	21.289	112.0	16.028	98.5	55.685	17-	17.958	21.180	111.1	16.080	97.5	55.218
8-	17.938	21.146	<i>112.4</i>	15.948	99.4	55.032	18-	17.833	21.286	109.5	16.004	97.4	55.123
9-	18.062	21.329	112.2	16.159	98.3	55.550	19-	17.797	21.204	112.2	16.084	97.4	55.085
10-	18.087	21.064	110.2	15.978	98.1	55.129	20-	17.893	21.182	110.6	<i>15.847</i>	97.7	54.922
4	Philip WAKEFIELD				PWR / Sandbach Scrap Metal								
1-		22.618	107.5	16.675	<i>97.3</i>	1:02.904	11-	18.062	21.482	107.9	16.289	96.3	55.833
2-	18.573	21.912	<i>109.1</i>	17.290	93.3	57.775	12-	17.986	21.521	107.0	16.261	95.9	55.768
3-	18.372	21.743	105.7	16.373	95.2	56.488	13-	17.974	21.658	106.9	16.459	96.1	56.091
4-	18.214	21.617	106.4	16.357	96.1	56.188	14-	17.949	21.356	108.9	16.290	96.3	55.595
5-	18.013	21.597	107.4	16.587	96.0	56.197	15-	<i>17.857</i>	21.599	107.9	16.521	96.1	55.977
6-	18.248	21.537	107.0	16.355	96.3	56.140	16-	18.017	22.302	108.2	16.329	96.6	56.648
7-	18.104	<i>21.317</i>	108.8	16.546	95.6	55.967	17-	18.314	21.486	105.8	<i>16.244</i>	95.5	56.044
8-	18.204	21.565	107.5	16.313	95.5	56.082	18-	18.037	21.398	106.5	16.435	95.3	55.870
9-	18.201	21.504	107.5	16.341	94.8	56.046	19-	18.039	21.362	108.6	16.399	94.4	55.800
10-	18.093	21.345	107.4	16.442	95.6	55.880	20-	18.277	21.436	108.4	16.256	96.8	55.969
6	Martin GLOSSOP				KRP / Bradley Smith Racing								
1-		21.343	<i>115.5</i>	15.873	103.9	58.160	11-	17.825	20.834	113.7	15.815	103.9	54.474
2-	17.757	20.936	114.1	15.956	102.0	54.649	12-	17.840	20.799	113.9	15.783	102.1	54.422
3-	17.617	20.826	114.3	15.840	100.5	54.283	13-	18.207	21.557	113.6	16.062	102.9	55.826
4-	18.219	20.811	113.9	15.825	103.1	54.855	14-	17.596	20.735	113.9	16.017	102.8	54.348
5-	17.504	20.954	112.4	27.783	101.1	1:06.241	15-	17.542	21.165	113.0	15.806	103.6	54.513
6-	18.226	20.966	111.3	15.734	<i>104.4</i>	54.926	16-	17.868	20.748	113.9	<i>15.703</i>	100.6	54.319
7-	18.310	21.271	113.6	15.737	102.3	55.318	17-	17.975	20.960	112.6	15.936	101.7	54.871
8-	<i>17.489</i>	<i>20.671</i>	113.4	15.798	101.4	53.958	18-	17.861	21.675	111.8	15.898	101.5	55.434
9-	17.660	20.722	113.2	15.823	102.0	54.205	19-	17.884	21.106	112.2	16.220	101.2	55.210
10-	17.674	20.697	113.0	15.876	100.5	54.247	20-	17.958	21.819	113.0	15.929	102.0	55.706
7	Deane BROWN				C Colin Appleyard / Macadam Racing								
1-		22.128	112.2	16.284	97.8	1:01.246	11-	<i>17.710</i>	21.101	112.4	16.020	99.9	54.831
2-	18.034	21.501	111.3	16.067	99.9	55.602	12-	17.759	21.282	111.7	16.088	99.4	55.129
3-	17.871	21.374	111.8	16.193	99.0	55.438	13-	18.416	21.471	110.9	15.937	99.3	55.824
4-	17.812	21.365	110.9	16.088	100.6	55.265	14-	17.789	21.238	111.1	15.907	98.8	54.934
5-	17.722	21.358	113.0	15.928	<i>102.6</i>	55.008	15-	17.847	21.695	112.4	16.037	101.1	55.579
6-	17.925	21.275	113.2	15.820	100.6	55.020	16-	18.135	21.055	<i>113.6</i>	<i>15.815</i>	100.6	55.005
7-	17.938	21.213	112.6	16.023	100.0	55.174	17-	18.000	21.154	113.0	15.857	100.5	55.011
8-	17.788	21.191	113.0	16.350	98.0	55.329	18-	17.892	21.211	111.1	16.013	99.6	55.116
9-	17.904	21.082	112.8	16.081	99.7	55.067	19-	17.810	<i>20.996</i>	113.0	15.983	100.3	54.789
10-	17.861	21.231	113.4	16.084	99.0	55.176	20-	17.789	21.782	112.8	16.129	99.7	55.700
8	Brian CLARK				Banks Racing/Express Racewear								
1-		22.282	113.0	16.174	102.3	1:01.540	11-	17.979	21.118	113.7	16.098	102.8	55.195
2-	18.439	21.593	113.4	16.092	102.8	56.124	12-	17.854	21.135	113.2	<i>15.808</i>	102.9	54.797
3-	18.086	21.492	114.3	16.077	102.9	55.655	13-	18.560	21.437	113.4	15.838	102.1	55.835
4-	17.956	21.186	112.0	15.871	102.9	55.013	14-	17.803	21.138	111.8	15.828	102.3	54.769
5-	17.829	21.072	113.9	16.341	102.8	55.242	15-	17.831	21.281	110.7	15.816	101.5	54.928
6-	17.883	21.076	112.4	16.228	102.0	55.187	16-	18.296	21.057	112.8	15.868	100.8	55.221
7-	18.089	21.021	114.1	15.855	102.9	54.965	17-	17.990	20.968	112.6	15.996	100.6	54.954
8-	17.821	21.102	114.5	15.894	<i>103.4</i>	54.817	18-	17.856	21.502	109.8	16.287	101.5	55.645
9-	18.109	21.076	<i>115.7</i>	15.937	102.0	55.122	19-	17.779	<i>20.943</i>	114.5	16.043	101.5	54.765
10-	17.819	21.336	113.9	15.936	<i>103.4</i>	55.091	20-	<i>17.773</i>	21.705	112.6	15.853	101.4	55.331
9	Niall CAMPBELL				C Kinpac Racing								
1-		23.574	107.7	17.390	<i>96.6</i>	1:06.064	11-	19.111	22.744	106.2	16.928	94.4	58.783
2-	19.286	22.778	107.9	17.071	96.4	59.135	12-	19.163	22.673	106.4	16.766	95.2	58.602
3-	19.309	22.795	106.5	17.478	94.1	59.582	13-	18.995	22.766	106.9	16.955	95.2	58.716

No's 50 & 52 - 20 second penalty - jump start

Weather / Track : Cloudy / Dry

Knockhill
Circuit Length = 1.2713 miles
Start: 13:50 End: 14:10

MCRCB BULLETIN TK138

2009 Relentless British 125GP Championship & ACU Academy Cup

RACE 6 - SECTOR ANALYSIS

4-	19.505	23.528	102.8	17.378	94.3	1:00.411	14-	18.932	22.655	106.5	16.895	95.3	58.482
5-	19.179	22.877	105.5	17.080	95.6	59.136	15-	18.844	22.583	108.4	16.691	95.2	58.118
6-	19.133	22.886	105.8	16.897	96.4	58.916	16-	18.940	22.557	108.2	16.787	95.9	58.284
7-	19.306	22.810	106.5	16.986	94.5	59.102	17-	18.909	22.710	106.5	16.730	95.1	58.349
8-	19.133	23.147	104.7	17.050	94.1	59.330	18-	19.247	22.775	106.5	16.961	93.3	58.983
9-	19.432	23.165	104.9	17.494	92.1	1:00.091	19-	19.199	22.751	106.0	16.811	94.3	58.761
10-	19.255	22.835	106.4	17.021	94.9	59.111							
10	Peter SUTHERLAND						C	Kinpac Racing					
1-		22.704	111.1	16.528	102.0	1:01.831	6-	18.302	21.417	110.9	16.211	100.9	55.930
2-	18.603	21.532	114.3	16.290	101.7	56.425	7-	18.812	21.744	113.2	16.087	101.7	56.643
3-	18.369	21.748	112.6	16.281	100.3	56.398	8-	18.333	21.485	112.6	16.104	100.9	55.922
4-	18.431	21.453	112.2	16.206	100.8	56.090	9-	18.252	21.499	111.7	16.538	98.8	56.289
5-	18.390	21.435	111.7	16.461	100.5	56.286							
11	Tom WEEDEN						C	TABOO Motorsport Junior Team					
1-		22.516	111.1	16.783	101.1	1:02.621							
13	Rob GUIVER							SP125 / RG Racing					
1-		21.620	111.5	15.940	100.9	58.601	11-	17.652	21.492	111.1	15.861	99.4	55.005
2-	17.799	21.375	113.6	15.661	100.9	54.835	12-	17.618	21.077	111.5	15.813	99.4	54.508
3-	17.747	20.940	112.2	15.879	100.9	54.566	13-	17.621	21.049	110.9	15.784	100.3	54.454
4-	17.686	21.103	112.2	15.946	100.6	54.735	14-	17.646	21.034	112.0	15.740	100.0	54.420
5-	17.621	20.927	111.8	16.017	100.2	54.565	15-	17.566	21.095	111.3	15.722	99.7	54.383
6-	17.610	20.943	110.9	15.860	100.3	54.413	16-	17.641	21.120	111.5	15.833	99.6	54.594
7-	17.757	21.010	111.3	15.866	100.5	54.633	17-	17.791	21.119	111.3	15.811	99.4	54.721
8-	17.731	21.114	111.8	15.748	100.5	54.593	18-	17.696	21.066	112.0	15.845	99.0	54.607
9-	17.690	21.043	111.3	15.850	99.7	54.583	19-	17.648	21.138	111.1	15.843	100.0	54.629
10-	17.771	20.966	111.1	15.664	100.0	54.401	20-	17.819	21.099	111.8	15.795	97.3	54.713
16	Shaun HORSMAN							Symitry I.T. North					
1-		22.280	111.3	16.499	101.4	1:01.497	11-	17.836	21.439	111.3	15.970	100.5	55.245
2-	18.104	21.753	111.8	16.225	100.8	56.082	12-	17.880	21.592	110.9	16.042	99.4	55.514
3-	17.980	21.577	112.4	16.124	100.3	55.681	13-	17.791	21.498	111.7	15.908	99.3	55.197
4-	18.269	21.514	111.7	16.028	100.8	55.811	14-	17.999	21.695	110.9	15.987	99.0	55.681
5-	17.833	21.539	111.8	16.396	100.5	55.768	15-	17.892	21.771	110.6	15.929	99.1	55.592
6-	17.898	21.893	111.3	16.178	99.4	55.969	16-	17.851	21.645	111.8	16.216	99.0	55.712
7-	18.005	21.595	112.2	16.115	100.6	55.715	17-	17.865	21.487	112.6	16.302	98.5	55.654
8-	17.880	21.843	111.5	16.151	99.7	55.874	18-	18.022	21.513	111.8	16.067	98.4	55.602
9-	18.009	21.325	112.8	15.999	99.7	55.333	19-	25.030	22.760	110.9	16.353	97.8	1:04.143
10-	17.819	21.512	111.1	15.867	100.0	55.198	20-	22.370	22.259	110.7	16.213	97.8	1:00.842
17	John McPHEE						C	McPhee Racing					
1-		23.828	108.1	16.565	101.5	1:04.653	11-	18.331	21.790	109.1	16.228	100.2	56.349
2-	18.904	21.865	111.3	16.395	101.2	57.164	12-	18.415	21.461	111.3	15.989	99.9	55.865
3-	18.564	21.607	113.6	16.478	99.9	56.649	13-	18.306	21.305	112.0	16.042	100.2	55.653
4-	18.599	21.580	111.5	16.170	100.3	56.349	14-	18.365	21.071	111.8	15.934	100.6	55.370
5-	18.488	21.678	111.7	16.354	99.9	56.520	15-	18.221	21.262	112.4	16.131	100.0	55.614
6-	18.521	21.713	111.5	16.363	100.3	56.597	16-	18.257	21.258	112.4	16.422	100.6	55.937
7-	18.414	21.374	112.4	16.071	101.4	55.859	17-	18.964	21.503	112.6	16.295	100.0	56.762
8-	18.257	21.422	112.4	16.220	100.8	55.899	18-	18.340	21.863	110.9	15.901	100.9	56.104
9-	18.255	22.108	108.1	16.436	99.7	56.799	19-	18.470	21.242	112.8	15.908	100.0	55.620
10-	18.294	21.401	110.2	16.352	98.7	56.047	20-	18.396	21.896	111.5	16.018	100.3	56.310
19	Michael HILL							TABOO Motorsport					
1-		22.372	110.6	16.599	101.2	1:01.438	11-	18.013	21.767	111.1	16.014	100.2	55.794
2-	18.409	22.000	113.4	16.206	101.1	56.615	12-	18.080	21.893	110.0	16.105	99.1	56.078
3-	18.160	21.945	111.5	16.105	100.5	56.210	13-	17.993	21.739	110.0	16.073	99.6	55.805
4-	18.107	21.808	110.4	16.124	101.4	56.039	14-	18.080	21.835	110.0	16.042	99.3	55.957
5-	18.064	21.946	109.8	16.193	101.2	56.203	15-	18.071	21.688	111.3	15.945	101.2	55.704
6-	17.956	21.920	110.7	16.295	101.1	56.171	16-	19.223	22.596	111.5	16.128	99.6	57.947
7-	18.646	21.970	110.4	16.138	100.6	56.754	17-	18.137	21.671	110.2	16.072	99.1	55.880
8-	18.182	21.722	111.1	15.965	99.7	55.869	18-	18.107	21.787	110.9	15.910	99.7	55.804
9-	18.097	21.787	110.6	16.055	100.0	55.939	19-	18.090	21.752	111.3	15.969	99.1	55.811
10-	17.956	21.735	110.2	16.219	100.2	55.910	20-	18.303	21.794	110.6	16.942	100.5	57.039

No's 50 & 52 - 20 second penalty - jump start

Weather / Track : Cloudy / Dry

Knockhill
Circuit Length = 1.2713 miles
Start: 13:50 End: 14:10

MCRCB BULLETIN TK138

2009 Relentless British 125GP Championship & ACU Academy Cup

RACE 6 - SECTOR ANALYSIS

21	Tom STANFORD				Stanford Racing								
1 -		23.488	105.4	17.266	93.6	1:05.333	11 -	18.993	22.661	103.2	17.169	92.7	58.823
2 -	19.733	22.704	<i>106.5</i>	17.033	<i>94.5</i>	59.470	12 -	18.907	22.464	104.0	17.011	93.1	58.382
3 -	18.702	22.511	105.2	16.939	92.8	58.152	13 -	18.975	22.531	104.4	16.979	92.8	58.485
4 -	18.862	22.569	103.7	16.890	94.0	58.321	14 -	18.709	<i>22.134</i>	105.8	<i>16.821</i>	92.4	57.664
5 -	18.817	22.749	103.7	17.023	92.9	58.589	15 -	<i>18.700</i>	22.500	104.4	16.874	92.8	58.074
6 -	18.831	22.814	103.6	17.252	92.6	58.897	16 -	18.980	22.240	104.4	17.043	92.9	58.263
7 -	18.976	22.725	103.9	17.089	92.4	58.790	17 -	18.881	22.630	104.4	17.066	94.4	58.577
8 -	18.914	22.601	102.9	16.992	92.1	58.507	18 -	18.783	22.830	103.7	16.904	92.6	58.517
9 -	18.877	22.369	103.7	16.853	92.6	58.099	19 -	18.984	22.474	104.9	16.985	92.8	58.443
10 -	18.987	22.633	103.4	16.966	92.6	58.586							
22	Matthew PAULO				C Paulo Racing								
1 -		22.755	108.4	16.438	96.7	1:02.818	11 -	18.222	<i>21.586</i>	109.7	16.497	94.7	56.305
2 -	18.487	22.025	<i>109.8</i>	17.622	92.3	58.134	12 -	18.308	21.587	107.9	16.223	95.9	56.118
3 -	18.732	22.036	108.6	16.631	95.6	57.399	13 -	18.226	21.633	108.9	16.391	94.5	56.250
4 -	18.792	22.177	106.9	16.296	96.4	57.265	14 -	18.378	21.659	106.5	16.206	95.5	56.243
5 -	<i>18.159</i>	21.791	109.1	16.623	96.6	56.573	15 -	18.486	21.724	108.2	16.519	95.2	56.729
6 -	18.436	21.917	108.2	16.319	<i>97.0</i>	56.672	16 -	18.346	21.833	108.4	16.521	93.9	56.700
7 -	18.347	21.774	108.6	16.445	95.2	56.566	17 -	18.277	21.798	108.1	16.470	95.7	56.545
8 -	18.309	21.823	108.1	<i>16.101</i>	96.3	56.233	18 -	18.342	21.625	108.6	16.495	95.1	56.462
9 -	18.508	21.690	108.6	16.577	95.1	56.775	19 -	18.418	22.229	107.2	16.410	93.5	57.057
10 -	18.279	21.673	107.5	16.194	96.3	56.146	20 -	18.644	21.750	106.4	16.156	95.1	56.550
24	Ben BARRETT				SP125Racing / Lowerdale Autos								
1 -		23.742	108.4	17.164	98.5	1:05.409	11 -	18.552	21.772	110.2	16.823	97.4	57.147
2 -	19.468	22.190	<i>112.4</i>	16.513	<i>99.6</i>	58.171	12 -	18.469	21.810	110.4	16.397	99.0	56.676
3 -	18.829	22.041	111.7	17.006	97.0	57.876	13 -	18.475	21.903	105.2	16.342	98.7	56.720
4 -	18.855	21.999	110.2	16.501	99.3	57.355	14 -	18.384	21.627	109.8	<i>16.192</i>	99.3	56.203
5 -	18.621	21.984	108.9	16.654	98.5	57.259	15 -	18.421	21.731	109.7	16.315	98.4	56.467
6 -	18.656	21.956	109.1	16.482	99.0	57.094	16 -	18.309	21.750	109.1	16.317	98.4	56.376
7 -	18.642	21.940	109.3	16.504	98.5	57.086	17 -	18.416	21.589	110.4	16.358	97.7	56.363
8 -	18.922	21.874	110.4	16.472	98.0	57.268	18 -	18.528	21.582	109.5	16.315	97.8	56.425
9 -	18.734	21.815	109.8	16.582	98.4	57.131	19 -	<i>18.286</i>	<i>21.422</i>	111.5	16.333	98.3	56.041
10 -	18.615	21.756	109.8	16.433	98.5	56.804	20 -	18.355	21.462	110.9	16.210	96.4	56.027
26	Nicole McALEER				C Megabikes.ie								
1 -		23.401	111.8	16.778	101.7	1:05.428	11 -	18.545	21.958	111.7	16.336	101.2	56.839
2 -	19.252	22.266	112.0	16.928	101.8	58.446	12 -	18.697	22.037	111.3	16.317	101.1	57.051
3 -	18.851	22.148	112.8	16.873	101.2	57.872	13 -	18.489	21.654	111.5	16.341	100.8	56.484
4 -	19.033	21.923	112.0	16.350	<i>102.9</i>	57.306	14 -	18.491	21.665	111.5	16.363	100.0	56.519
5 -	18.909	21.880	<i>113.0</i>	16.608	102.1	57.397	15 -	18.340	<i>21.523</i>	112.4	16.281	100.5	56.144
6 -	18.757	21.890	112.2	16.331	102.1	56.978	16 -	18.500	21.622	112.2	16.323	100.6	56.445
7 -	18.683	22.051	112.2	16.283	102.3	57.017	17 -	18.483	21.601	112.2	16.311	99.4	56.395
8 -	18.442	21.862	111.7	16.359	100.5	56.663	18 -	18.418	21.769	111.5	<i>16.276</i>	101.1	56.463
9 -	18.602	22.036	111.7	16.599	100.2	57.237	19 -	18.318	21.530	112.2	16.294	100.3	56.142
10 -	18.496	21.952	111.5	16.357	100.6	56.805	20 -	<i>18.267</i>	21.663	111.8	16.294	100.3	56.224
28	Jon VINCENT				Molly / GRF Heavy Transport								
1 -		22.865	109.8	16.407	<i>100.5</i>	1:03.104	11 -	18.221	<i>21.639</i>	109.7	16.315	98.0	56.175
2 -	18.660	21.729	<i>112.6</i>	17.432	96.1	57.821	12 -	18.239	21.699	108.9	16.340	97.3	56.278
3 -	18.527	22.316	110.2	16.715	98.1	57.558	13 -	18.125	21.798	108.1	16.339	97.5	56.262
4 -	19.083	22.024	108.8	16.330	99.4	57.437	14 -	18.162	21.720	108.6	16.394	96.8	56.276
5 -	18.236	21.696	110.9	16.433	<i>100.5</i>	56.365	15 -	18.315	21.870	108.6	16.602	96.7	56.787
6 -	18.128	21.798	110.2	16.451	98.4	56.377	16 -	18.341	21.847	108.4	16.304	97.3	56.492
7 -	18.163	21.664	110.4	<i>16.181</i>	98.3	56.008	17 -	18.367	21.829	108.6	16.551	97.0	56.747
8 -	18.264	21.905	110.6	16.502	99.1	56.671	18 -	18.231	21.731	109.1	16.295	98.3	56.257
9 -	18.357	21.888	109.7	16.358	97.7	56.603	19 -	18.271	21.921	109.3	16.399	96.7	56.591
10 -	<i>18.081</i>	21.721	108.4	16.461	97.0	56.263	20 -	18.477	21.876	109.3	16.425	96.6	56.778
29	James LODGE				KRP / Earnshaws Motorcycles								
1 -		21.278	112.6	15.863	101.2	57.639	11 -	17.916	21.022	112.4	15.849	<i>101.5</i>	54.787
2 -	17.744	21.129	111.5	15.741	100.9	54.614	12 -	17.655	21.577	111.8	15.746	100.6	54.978
3 -	17.643	21.148	111.1	16.000	100.3	54.791	13 -	17.705	21.052	111.8	15.775	101.1	54.532

No's 50 & 52 - 20 second penalty - jump start

Weather / Track : Cloudy / Dry

Knockhill
Circuit Length = 1.2713 miles
Start: 13:50 End: 14:10

MCRCB BULLETIN TK138

2009 Relentless British 125GP Championship & ACU Academy Cup

RACE 6 - SECTOR ANALYSIS

4 -	17.672	20.987	111.3	15.825	100.9	54.484	14 -	17.577	20.830	111.1	15.934	100.6	54.341
5 -	17.698	21.085	111.1	15.655	101.2	54.438	15 -	17.649	21.028	111.8	15.679	100.9	54.356
6 -	17.571	20.887	110.6	15.715	101.2	54.173	16 -	<i>17.549</i>	<i>20.802</i>	<i>113.2</i>	15.697	100.0	54.048
7 -	17.660	21.068	111.8	15.744	100.9	54.472	17 -	17.654	20.947	112.6	<i>15.591</i>	100.8	54.192
8 -	17.766	21.068	112.2	15.698	101.1	54.532	18 -	17.585	21.006	112.8	15.838	100.3	54.429
9 -	17.615	21.011	110.6	15.862	100.9	54.488	19 -	17.708	21.145	112.0	15.655	100.9	54.508
10 -	17.649	20.936	112.8	15.601	100.6	54.186	20 -	17.791	21.023	112.8	16.113	98.8	54.927
35	Elliot LODGE C Spike Racing												
1 -		23.963	108.8	17.243	97.8	1:07.072	11 -	<i>19.421</i>	23.192	107.7	17.220	95.6	59.833
2 -	19.729	23.093	107.4	17.210	97.3	1:00.032	12 -	19.905	23.034	108.6	16.978	<i>98.8</i>	59.917
3 -	19.818	23.099	108.2	17.198	97.0	1:00.115	13 -	19.547	22.770	106.9	17.013	97.5	59.330
4 -	19.952	23.086	108.1	17.193	95.6	1:00.231	14 -	19.602	23.149	108.2	<i>16.798</i>	97.0	59.549
5 -	19.645	23.346	107.9	16.926	98.5	59.917	15 -	19.593	<i>22.689</i>	108.8	16.908	98.0	59.190
6 -	19.570	23.011	108.6	16.837	98.1	59.418	16 -	19.713	22.841	109.5	16.985	97.5	59.539
7 -	19.789	23.240	108.6	17.022	96.3	1:00.051	17 -	19.423	22.791	107.9	16.818	97.4	59.032
8 -	19.936	22.934	108.8	16.846	97.4	59.716	18 -	19.703	22.826	<i>109.8</i>	17.080	97.1	59.609
9 -	18.893	23.082	107.9	16.851	97.1	59.826	19 -	19.662	22.832	107.9	17.064	96.6	59.558
10 -	20.275	23.672	106.5	17.010	97.0	1:00.957							
41	Shaun WINFIELD C TAG Triumph												
1 -		23.341	106.9	17.153	97.5	1:04.616	2 -	19.250	22.329	108.1	<i>16.751</i>	<i>97.7</i>	58.330
46	Ross WALKER C Ross Walker Racing												
1 -		22.440	<i>110.2</i>	<i>16.237</i>	<i>98.8</i>	1:02.208							
50	Tim HASTINGS C KRP / Bradley Smith Racing												
1 -		21.440	113.0	16.009	<i>102.5</i>	59.152	11 -	17.954	20.859	112.8	15.823	101.1	54.636
2 -	17.950	21.208	<i>114.7</i>	16.409	101.2	55.567	12 -	17.923	21.296	111.7	15.747	101.1	54.966
3 -	18.074	21.110	113.4	15.942	102.0	55.126	13 -	17.917	20.961	112.8	15.772	101.1	54.650
4 -	18.158	21.454	113.9	16.042	<i>102.5</i>	55.654	14 -	17.859	21.033	111.8	15.900	100.8	54.792
5 -	17.816	21.907	110.0	16.721	102.1	56.444	15 -	17.978	20.953	111.5	15.812	101.2	54.743
6 -	<i>17.805</i>	20.906	113.4	15.744	102.3	54.455	16 -	17.939	20.902	113.4	<i>15.614</i>	101.7	54.455
7 -	18.187	21.191	114.3	15.753	101.8	55.131	17 -	17.928	20.884	112.6	15.745	101.2	54.557
8 -	18.038	20.929	112.6	15.827	101.2	54.794	18 -	17.895	21.008	112.4	16.089	101.4	54.992
9 -	18.163	20.955	112.4	15.839	100.9	54.957	19 -	17.905	20.862	111.7	15.781	100.8	54.548
10 -	18.042	<i>20.838</i>	112.4	15.803	101.1	54.683	20 -	18.174	20.947	113.0	15.806	100.9	54.927
52	Adam BLACKLOCK C Repli-Cast UK												
1 -		21.298	112.0	16.279	100.8	58.022	11 -	18.476	21.127	113.6	16.177	99.7	55.780
2 -	18.308	21.342	112.6	<i>15.897</i>	<i>102.0</i>	55.547	12 -	18.268	21.135	<i>113.9</i>	16.030	100.2	55.433
3 -	18.007	21.472	110.9	16.308	99.3	55.787	13 -	18.354	22.652	113.7	16.389	101.5	57.395
4 -	18.341	21.317	111.8	16.192	100.2	55.850	14 -	17.904	21.055	113.7	16.054	100.2	55.013
5 -	17.980	21.216	111.1	16.088	99.9	55.284	15 -	<i>17.900</i>	21.493	112.0	16.007	100.2	55.400
6 -	18.121	21.369	111.8	16.257	99.6	55.747	16 -	17.993	21.292	113.0	15.897	100.5	55.182
7 -	18.240	21.209	111.7	15.979	101.5	55.428	17 -	18.375	21.313	113.4	16.174	99.4	55.862
8 -	18.236	<i>21.053</i>	112.8	15.967	100.0	55.256	18 -	18.013	21.325	112.8	16.111	99.9	55.449
9 -	18.160	21.244	112.4	16.286	98.7	55.690	19 -	18.254	21.437	112.4	16.114	99.9	55.805
10 -	18.295	21.197	112.0	16.442	99.6	55.934	20 -	18.165	21.229	113.7	16.393	94.1	55.787
61	Paul JORDAN KRP / Bradley Smith Racing												
1 -		23.337	111.3	17.261	98.3	1:05.438	11 -	17.782	<i>21.313</i>	112.4	16.456	100.8	55.551
2 -	18.777	22.166	111.7	16.696	101.1	57.639	12 -	17.887	21.405	112.0	16.143	101.1	55.435
3 -	18.113	21.404	111.8	16.138	101.4	55.655	13 -	17.852	21.445	112.4	<i>16.040</i>	100.9	55.337
4 -	18.508	22.070	109.8	16.117	101.1	56.695	14 -	17.996	21.375	112.6	16.334	100.8	55.705
5 -	18.003	21.814	111.7	16.533	100.9	56.350	15 -	17.837	21.843	110.7	16.258	100.0	55.938
6 -	18.130	21.874	111.3	16.311	<i>101.7</i>	56.315	16 -	18.031	22.227	112.4	16.406	101.2	56.664
7 -	<i>17.725</i>	21.348	112.0	16.194	100.6	55.267	17 -	17.851	21.491	112.8	16.344	100.5	55.686
8 -	17.947	21.911	110.9	16.247	99.9	56.105	18 -	17.900	21.737	111.7	16.110	101.4	55.747
9 -	18.053	21.417	111.8	16.267	100.2	55.737	19 -	18.058	21.600	<i>113.4</i>	16.249	99.9	55.907
10 -	17.744	21.414	111.5	16.287	100.8	55.445	20 -	18.002	21.776	111.7	16.289	100.0	56.067
66	Tom HAYWARD KRP / Daniel Weston Racing												
1 -		21.464	112.8	16.077	101.7	59.000	11 -	18.074	21.205	114.5	15.985	102.8	55.264

No's 50 & 52 - 20 second penalty - jump start

Weather / Track : Cloudy / Dry

Knockhill
Circuit Length = 1.2713 miles
Start: 13:50 End: 14:10

MCRCB BULLETIN TK138

2009 Relentless British 125GP Championship & ACU Academy Cup

RACE 6 - SECTOR ANALYSIS

2-	17.953	21.207	114.1	15.916	102.8	55.076	12-	<i>17.867</i>	<i>21.082</i>	113.6	<i>15.809</i>	102.0	54.758	
3-	17.965	21.381	111.3	16.216	101.8	55.562	13-	18.841	22.199	111.5	16.204	98.5	57.244	
4-	18.200	21.505	112.4	16.236	101.8	55.941	14-	18.101	21.324	110.0	16.371	98.1	55.796	
5-	18.058	21.661	110.4	16.781	102.0	56.500	15-	18.312	21.660	110.0	16.320	98.0	56.292	
6-	18.082	21.195	112.8	15.998	102.5	55.275	16-	18.251	21.474	110.9	16.295	97.5	56.020	
7-	18.286	21.452	113.4	15.881	102.8	55.619	17-	18.235	21.987	110.0	16.280	97.1	56.502	
8-	17.961	21.197	113.0	16.079	102.1	55.237	18-	18.286	21.699	108.2	16.395	98.0	56.380	
9-	18.235	21.121	<i>114.7</i>	16.233	102.6	55.589	19-	19.010	21.566	109.5	16.289	96.7	56.865	
10-	18.045	21.252	113.9	15.992	<i>103.1</i>	55.289	20-	18.426	21.673	110.2	16.596	96.4	56.695	
72	Connor BEHAN												SP125 / Express Forklifts	
1-		21.133	<i>112.6</i>	16.009	99.0	57.910	11-	17.770	21.413	109.8	15.864	99.0	55.047	
2-	18.317	20.933	111.5	15.871	99.3	55.121	12-	17.714	21.130	110.0	15.852	97.8	54.696	
3-	17.754	20.976	110.6	15.781	99.6	54.511	13-	17.813	21.038	110.2	15.885	98.0	54.736	
4-	17.899	20.939	111.5	15.921	99.4	54.759	14-	17.818	21.068	110.6	15.767	98.5	54.653	
5-	17.717	21.047	109.7	16.284	97.1	55.048	15-	<i>17.635</i>	21.004	110.7	15.782	97.1	54.421	
6-	17.774	21.002	110.6	15.888	99.7	54.664	16-	17.738	20.936	110.7	<i>15.730</i>	99.0	54.404	
7-	17.705	21.004	111.1	15.820	<i>100.3</i>	54.529	17-	17.768	20.975	110.9	15.974	98.7	54.717	
8-	17.827	21.055	111.7	15.800	99.9	54.682	18-	17.644	<i>20.927</i>	109.8	16.175	97.5	54.746	
9-	17.694	20.945	111.3	16.004	98.1	54.643	19-	17.747	21.199	110.4	15.784	98.5	54.730	
10-	17.861	21.167	110.9	15.917	98.1	54.945	20-	18.251	21.087	110.9	16.411	94.8	55.749	
77	Taylor MACKENZIE												C MMCG Motorpoint	
1-		21.841	110.0	15.989	101.1	1:00.107	11-	17.867	<i>21.179</i>	111.3	15.934	100.0	54.980	
2-	18.092	21.375	110.9	15.903	100.6	55.370	12-	17.822	21.301	112.2	16.011	99.9	55.134	
3-	17.931	21.276	111.7	16.202	99.4	55.409	13-	18.079	22.329	111.5	16.119	99.7	56.527	
4-	17.936	21.321	111.3	16.010	<i>102.0</i>	55.267	14-	17.909	21.223	<i>112.4</i>	15.948	98.8	55.080	
5-	18.012	21.506	110.9	16.682	99.9	56.200	15-	17.844	21.451	110.4	15.928	99.1	55.223	
6-	18.380	21.437	112.0	17.104	97.8	56.921	16-	<i>17.722</i>	21.775	110.9	16.082	98.5	55.579	
7-	18.064	21.200	110.7	15.870	100.6	55.134	17-	18.386	21.364	110.4	15.915	98.7	55.665	
8-	18.067	21.483	110.9	<i>15.859</i>	99.1	55.409	18-	18.092	21.435	110.2	15.962	98.7	55.489	
9-	17.897	21.337	111.5	15.889	100.0	55.123	19-	18.087	21.402	111.3	16.209	98.5	55.698	
10-	17.924	21.191	111.1	16.035	99.6	55.150	20-	18.039	21.432	111.1	15.949	98.3	55.420	
87	Lee COSTELLO												Vent-Axia / www.sp125racing.com	
1-		21.730	110.7	16.142	100.8	59.860	11-	18.086	21.179	110.9	<i>15.799</i>	100.2	55.064	
2-	18.082	21.271	111.1	15.820	<i>101.2</i>	55.173	12-	17.752	21.155	110.7	16.062	99.9	54.969	
3-	18.157	21.239	112.2	16.170	100.3	55.566	13-	18.916	21.575	111.3	16.455	99.3	56.946	
4-	17.867	21.429	110.7	16.135	<i>101.2</i>	55.431	14-	17.798	21.023	111.1	15.930	100.5	54.751	
5-	18.023	21.377	112.2	16.861	99.3	56.261	15-	<i>17.693</i>	21.120	110.4	16.345	97.0	55.158	
6-	18.233	21.443	112.4	15.958	100.6	55.634	16-	17.832	<i>21.002</i>	111.7	15.838	100.0	54.672	
7-	17.916	21.411	112.4	16.040	100.9	55.367	17-	17.823	21.237	110.7	15.965	99.3	55.025	
8-	17.848	21.154	<i>112.8</i>	15.917	100.2	54.919	18-	17.849	21.288	110.7	16.044	100.3	55.181	
9-	17.912	21.171	112.2	15.963	99.6	55.046	19-	17.816	21.110	111.7	15.921	100.0	54.847	
10-	17.926	21.324	111.5	16.050	98.8	55.300	20-	17.774	21.636	111.7	16.043	100.8	55.453	
91	Ian STANFORD												Stanford Racing	
1-		23.379	107.5	16.692	95.7	1:04.465	11-	18.764	<i>21.732</i>	<i>108.8</i>	16.512	96.6	57.008	
2-	19.273	22.466	105.7	16.591	95.5	58.330	12-	18.859	22.871	107.9	16.329	95.5	58.059	
3-	19.538	22.038	108.1	16.864	94.7	58.440	13-	18.759	21.828	107.0	16.360	95.3	56.947	
4-	18.960	21.968	106.4	16.506	96.3	57.434	14-	18.860	21.977	106.4	16.453	95.7	57.290	
5-	18.936	22.243	108.1	16.580	96.1	57.759	15-	18.843	21.910	107.0	16.507	96.1	57.260	
6-	18.977	22.397	106.9	<i>16.223</i>	<i>97.0</i>	57.597	16-	19.075	22.078	106.7	16.499	95.3	57.652	
7-	18.858	21.929	108.4	16.270	96.6	57.057	17-	18.943	21.970	107.0	16.705	96.4	57.618	
8-	18.800	21.912	107.4	16.266	96.3	56.978	18-	18.762	21.872	107.2	17.200	94.9	57.834	
9-	18.772	21.878	108.2	16.539	96.4	57.189	19-	19.712	22.002	107.7	17.386	94.9	59.100	
10-	<i>18.717</i>	21.836	108.2	16.366	95.2	56.919								
96	Ryan SAXELBY												KRP / Bradley Smith Racing	
1-		22.287	111.7	16.776	<i>101.4</i>	1:02.084	11-	18.055	21.617	111.7	16.087	100.5	55.759	
2-	18.600	21.961	110.6	16.169	100.6	56.730	12-	18.047	21.748	111.1	16.091	99.7	55.886	
3-	18.180	21.644	112.6	16.259	100.9	56.083	13-	18.000	21.759	110.9	16.133	99.3	55.892	
4-	18.355	21.696	111.1	16.211	100.6	56.262	14-	<i>17.957</i>	<i>21.515</i>	111.7	16.100	99.6	55.572	
5-	18.161	21.766	112.2	16.208	100.6	56.135	15-	17.969	21.608	111.8	16.047	99.6	55.624	
6-	18.289	22.490	109.7	16.273	100.2	57.052	16-	18.367	22.220	<i>113.0</i>	16.234	99.6	56.821	

No's 50 & 52 - 20 second penalty - jump start

Weather / Track : Cloudy / Dry

Knockhill

Circuit Length = 1.2713 miles

Start: 13:50 End: 14:10

MCRCB BULLETIN TK138

2009 Relentless British 125GP Championship & ACU Academy Cup

RACE 6 - SECTOR ANALYSIS

7 -	18.219	22.220	111.8	16.131	100.8	56.570	17 -	18.069	21.602	111.8	16.121	99.7	55.792				
8 -	18.220	21.705	111.1	16.021	100.5	55.946	18 -	18.066	21.771	112.2	16.075	100.2	55.912				
9 -	18.087	21.621	112.2	16.366	98.4	56.074	19 -	17.999	21.644	112.4	16.140	99.7	55.783				
10 -	17.986	21.807	110.9	16.516	98.1	56.309	20 -	18.117	22.052	110.9	16.413	100.3	56.582				
97	Sammi TASKER												C	Team Tasker			
1 -		23.283	108.8	17.543	97.3	1:07.374	11 -	19.304	22.975	105.7	17.278	97.7	59.557				
2 -	19.705	22.801	108.9	17.638	94.8	1:00.144	12 -	20.498	23.272	110.0	17.156	96.7	1:00.926				
3 -	19.868	22.904	109.3	17.809	94.7	1:00.581	13 -	19.169	22.644	109.1	16.701	97.0	58.514				
4 -	19.407	22.806	108.2	17.393	97.5	59.606	14 -	19.338	23.029	108.9	17.233	96.4	59.600				
5 -	19.612	23.230	108.9	17.443	96.8	1:00.285	15 -	19.809	23.308	110.7	17.139	96.0	1:00.256				
6 -	19.374	22.664	108.9	17.061	97.8	59.099	16 -	19.772	22.878	109.5	17.095	95.5	59.745				
7 -	19.626	23.163	109.1	17.207	97.3	59.996	17 -	19.439	22.659	108.1	16.994	95.6	59.092				
8 -	19.878	22.796	108.9	17.561	94.9	1:00.235	18 -	19.313	22.619	110.6	17.469	95.1	59.401				
9 -	19.423	22.890	105.2	17.029	97.1	59.342	19 -	19.521	22.767	108.9	16.845	96.1	59.133				
10 -	20.270	22.984	102.9	17.914	95.9	1:01.168											
99	Kasey WYATT												C	Repli-Cast UK			
1 -		24.065	107.2	17.702	96.0	1:07.296	10 -	19.304	22.615	109.1	17.107	97.7	59.026				
2 -	20.059	23.200	107.4	20.574	32.6	1:03.833	11 -	19.141	22.900	107.9	16.933	98.3	58.974				
3 -	51.483	23.167	102.9	17.582	98.0	1:32.232	12 -	19.140	22.943	107.9	16.862	96.8	58.945				
4 -	19.142	22.916	102.3	18.005	99.0	1:00.063	13 -	19.307	22.958	106.4	17.063	97.3	59.328				
5 -	19.190	22.761	108.1	16.904	98.7	58.855	14 -	19.230	22.806	107.7	17.023	96.6	59.059				
6 -	19.462	23.049	108.2	17.024	98.5	59.535	15 -	19.181	22.788	107.5	17.056	97.7	59.025				
7 -	19.417	23.113	108.4	16.954	98.0	59.484	16 -	19.421	23.123	106.7	16.982	97.1	59.526				
8 -	19.566	22.882	108.2	17.072	97.4	59.520	17 -	19.193	22.918	107.9	16.815	97.3	58.926				
9 -	19.158	22.717	107.5	17.015	96.8	58.890	18 -	19.362	23.143	109.7	17.418	96.6	59.923				

No's 50 & 52 - 20 second penalty - jump start

Weather / Track : Cloudy / Dry

MCRCB BULLETIN TK139

2009 Relentless British 125GP Championship & ACU Academy Cup

RACE 6 - SPEED TRAPS

SECTOR 1				SECTOR 2			FINISH LINE		
POS	NO	NAME	MPH	NO	NAME	MPH	NO	NAME	MPH
1				8	Brian CLARK	115.7	6	Martin GLOSSOP	104.4
2				6	Martin GLOSSOP	115.5	8	Brian CLARK	103.4
3				50	Tim HASTINGS	114.7	66	Tom HAYWARD	103.1
4				66	Tom HAYWARD	114.7	26	Nicole McALEER	102.9
5				10	Peter SUTHERLAND	114.3	7	Deane BROWN	102.6
6				52	Adam BLACKLOCK	113.9	50	Tim HASTINGS	102.5
7				7	Deane BROWN	113.6	10	Peter SUTHERLAND	102.0
8				13	Rob GUIVER	113.6	52	Adam BLACKLOCK	102.0
9				17	John McPHEE	113.6	77	Taylor MACKENZIE	102.0
10				19	Michael HILL	113.4	61	Paul JORDAN	101.7
11				61	Paul JORDAN	113.4	17	John McPHEE	101.5
12				29	James LODGE	113.2	29	James LODGE	101.5
13				26	Nicole McALEER	113.0	16	Shaun HORSMAN	101.4
14				96	Ryan SAXELBY	113.0	19	Michael HILL	101.4
15				16	Shaun HORSMAN	112.8	96	Ryan SAXELBY	101.4
16				87	Lee COSTELLO	112.8	87	Lee COSTELLO	101.2
17				28	Jon VINCENT	112.6	11	Tom WEEDEN	101.1
18				72	Connor BEHAN	112.6	13	Rob GUIVER	100.9
19				2	Robbie STEWART	112.4	28	Jon VINCENT	100.5
20				24	Ben BARRETT	112.4	72	Connor BEHAN	100.3
21				77	Taylor MACKENZIE	112.4	2	Robbie STEWART	100.2
22				11	Tom WEEDEN	111.3	24	Ben BARRETT	99.6
23				97	Sammi TASKER	110.7	99	Kasey WYATT	99.0
24				46	Ross WALKER	110.2	35	Elliot LODGE	98.8
25				22	Matthew PAULO	109.8	46	Ross WALKER	98.8
26				35	Elliot LODGE	109.8	97	Sammi TASKER	97.8
27				99	Kasey WYATT	109.7	41	Shaun WINFIELD	97.7
28				4	Philip WAKEFIELD	109.1	4	Philip WAKEFIELD	97.3
29				41	Shaun WINFIELD	108.9	22	Matthew PAULO	97.0
30				91	Ian STANFORD	108.8	91	Ian STANFORD	97.0
31				9	Niall CAMPBELL	108.4	9	Niall CAMPBELL	96.6
32				21	Tom STANFORD	106.5	21	Tom STANFORD	94.5

No's 50 & 52 - 20 second penalty - jump start

Weather / Track : Cloudy / Dry

www.tsl-timing.com

Knockhill
Circuit Length = 1.2713 miles
Start: 13:50 End: 14:10

Printed - 14.12 Sunday, 05 July 2009

MCRCB BULLETIN TK140

2009 Relentless British 125GP Championship & ACU Academy Cup

RACE 6 - BEST SECTOR TIMES

SECTOR 1			SECTOR 2			SECTOR 3			IDEAL / BEST COMPARISON						
POS	NO	NAME	TIME	NO	NAME	TIME	NO	NAME	TIME	POS	NO	NAME	IDEAL	BEST	DIFF
1	6	GLOSSOP	17.489	6	GLOSSOP	20.671	29	LODGE	15.591	1	6	GLOSSOP	53.863	53.958	0.095
2	29	LODGE	17.549	29	LODGE	20.802	50	HASTINGS	15.614	2	29	LODGE	53.942	54.048	0.106
3	13	GUIVER	17.566	50	HASTINGS	20.838	13	GUIVER	15.661	3	13	GUIVER	54.154	54.383	0.229
4	72	BEHAN	17.635	13	GUIVER	20.927	6	GLOSSOP	15.703	4	50	HASTINGS	54.257	54.455	0.198
5	2	STEWART	17.662	72	BEHAN	20.927	72	BEHAN	15.730	5	72	BEHAN	54.292	54.404	0.112
6	87	COSTELLO	17.693	8	CLARK	20.943	87	COSTELLO	15.799	6	2	STEWART	54.469	54.546	0.077
7	7	BROWN	17.710	2	STEWART	20.960	8	CLARK	15.808	7	87	COSTELLO	54.494	54.672	0.178
8	77	MACKENZIE	17.722	7	BROWN	20.996	66	HAYWARD	15.809	8	7	BROWN	54.521	54.789	0.268
9	61	JORDAN	17.725	87	COSTELLO	21.002	7	BROWN	15.815	9	8	CLARK	54.524	54.765	0.241
10	8	CLARK	17.773	52	BLACKLOCK	21.053	2	STEWART	15.847	10	66	HAYWARD	54.758	54.758	0.000
11	16	HORSMAN	17.791	17	McPHEE	21.071	77	MACKENZIE	15.859	11	77	MACKENZIE	54.760	54.980	0.220
12	50	HASTINGS	17.805	66	HAYWARD	21.082	16	HORSMAN	15.867	12	52	BLACKLOCK	54.850	55.013	0.163
13	4	WAKEFIELD	17.857	77	MACKENZIE	21.179	52	BLACKLOCK	15.897	13	16	HORSMAN	54.983	55.197	0.214
14	66	HAYWARD	17.867	61	JORDAN	21.313	17	McPHEE	15.901	14	61	JORDAN	55.078	55.267	0.189
15	52	BLACKLOCK	17.900	4	WAKEFIELD	21.317	19	HILL	15.910	15	17	McPHEE	55.193	55.370	0.177
16	19	HILL	17.956	16	HORSMAN	21.325	96	SAXELBY	16.021	16	4	WAKEFIELD	55.418	55.595	0.177
17	96	SAXELBY	17.957	10	SUTHERLAND	21.338	61	JORDAN	16.040	17	96	SAXELBY	55.493	55.572	0.079
18	28	VINCENT	18.081	24	BARRETT	21.422	10	SUTHERLAND	16.087	18	19	HILL	55.537	55.704	0.167
19	22	PAULO	18.159	96	SAXELBY	21.515	22	PAULO	16.101	19	10	SUTHERLAND	55.655	55.922	0.267
20	17	McPHEE	18.221	26	McALEER	21.523	28	VINCENT	16.181	20	22	PAULO	55.846	56.118	0.272
21	10	SUTHERLAND	18.230	22	PAULO	21.586	24	BARRETT	16.192	21	24	BARRETT	55.900	56.027	0.127
22	26	McALEER	18.267	28	VINCENT	21.639	91	STANFORD	16.223	22	28	VINCENT	55.901	56.008	0.107
23	24	BARRETT	18.286	19	HILL	21.671	46	WALKER	16.237	23	26	McALEER	56.066	56.142	0.076
24	11	WEEDEN	18.487	91	STANFORD	21.732	4	WAKEFIELD	16.244	24	91	STANFORD	56.672	56.919	0.247
25	21	STANFORD	18.700	41	WINFIELD	21.754	26	McALEER	16.276	25	46	WALKER	56.925		
26	91	STANFORD	18.717	46	WALKER	21.958	9	CAMPBELL	16.691	26	11	WEEDEN	57.272		
27	46	WALKER	18.730	11	WEEDEN	22.002	97	TASKER	16.701	27	41	WINFIELD	57.619	58.330	0.711
28	9	CAMPBELL	18.844	21	STANFORD	22.134	41	WINFIELD	16.751	28	21	STANFORD	57.655	57.664	0.009
29	41	WINFIELD	19.114	9	CAMPBELL	22.557	11	WEEDEN	16.783	29	9	CAMPBELL	58.092	58.118	0.026
30	99	WYATT	19.140	99	WYATT	22.615	35	LODGE	16.798	30	97	TASKER	58.489	58.514	0.025
31	97	TASKER	19.169	97	TASKER	22.619	99	WYATT	16.815	31	99	WYATT	58.570	58.855	0.285
32	35	LODGE	19.421	35	LODGE	22.689	21	STANFORD	16.821	32	35	LODGE	58.908	59.032	0.124
											Perfect Lap		53.751		

No's 50 & 52 - 20 second penalty - jump start

Weather / Track : Cloudy / Dry

www.tsl-timing.com

Knockhill
Circuit Length = 1.2713 miles
Start: 13:50 End: 14:10

Printed - 14.12 Sunday, 05 July 2009

MCRCB BULLETIN TK142

**2009 Relentless British 125GP Championship & ACU Academy Cup
CUP POINTS AFTER ROUND 6**

	TOTAL	13h April Brands Hatch - Indy	4th May Oulton Park	25th May Donington Park	31st May Thruxton	21st June Snetterton	5th July Knockhill	19th July Mallory Park	9th August Brands Hatch - GP	31st August Cadwell Park	13th September Croft	27th September Silverstone	11th October Oulton Park
Tim HASTINGS	104		25	13	25	25	16						
Taylor MACKENZIE	76	20		25		11	20						
Peter SUTHERLAND	62	10	16	16		20							
Matthew PAULO	58	9	11	20		8	10						
Adam BLACKLOCK	58			11	20	16	11						
Deane BROWN	54				16	13	25						
John McPHEE	50	13		10	9	5	13						
Tom WEEDEN	40	6	13		11	10							
Ross WALKER	37	8	7		13	9							
Shaun WINFIELD	33	16		7	10								
Nicole McALEER	30			6	8	7	9						
Tomas DOUGHTY	26	7	9	4	6								
Harry STAFFORD	25	25											
Joshua HARLAND	25	11	8			6							
Kasey WYATT	24	5	6	8			5						
Sam HORNSEY	20		20										
Andy REID	19		10	9									
Niall CAMPBELL	15			3		4	8						
Corey LEWIS	12			5	7								
Elliot LODGE	7						7						
Sammi TASKER	6						6						