



BRITISH 125GP

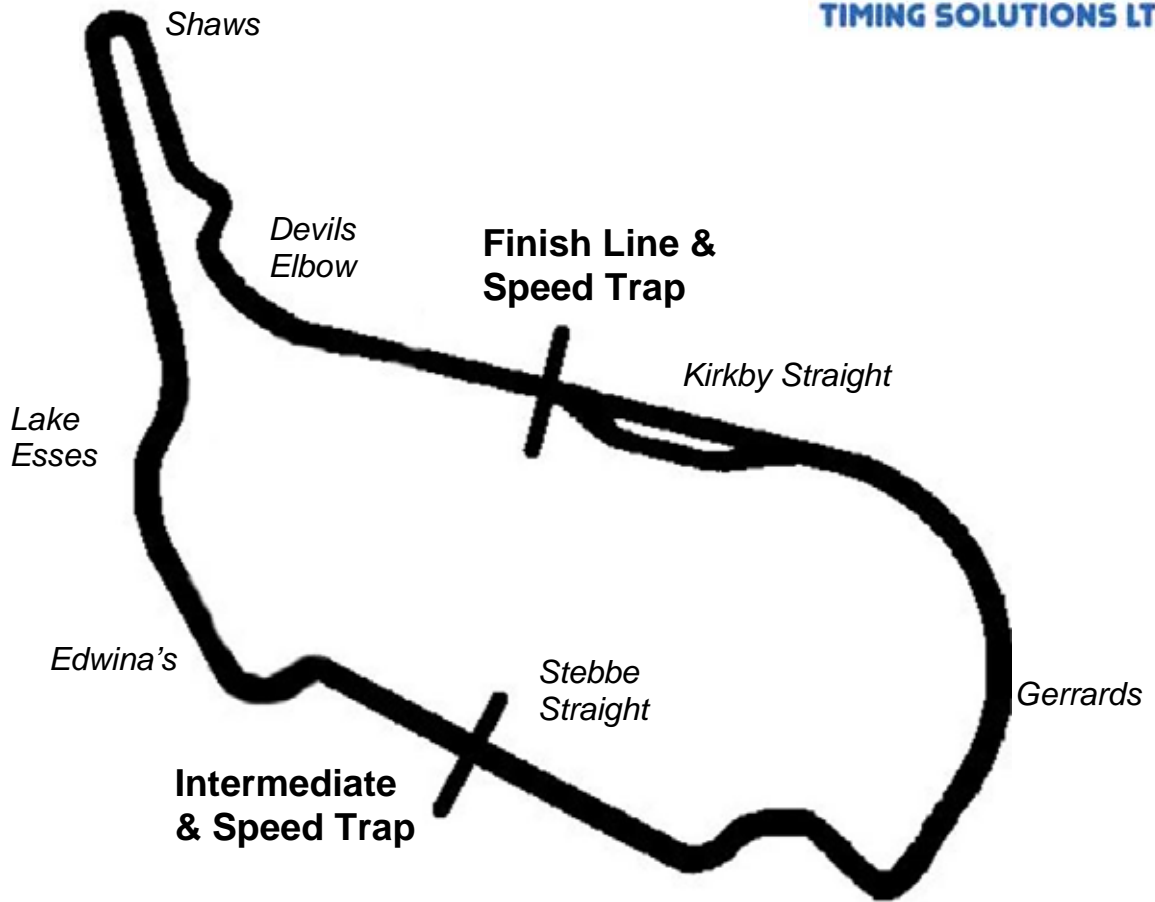
Round)
.....A U`cfmDUf_

&) h - &+h >i bY 2010



Results Provided by Timing Solutions Ltd
www.tsl-timing.com

MALLORY PARK



Circuit Length: 1.4100 miles / 2269.2 metres
 Intermediate: 906 metres

Lap Records		Best Sector Information			
		Sector 1	Trap (mph)	Sector 2	F/L Trap (mph)
Superbikes	55.845	22.364	127.3	32.906	147.5
Supersport	57.409	22.670	119.2	33.546	134.2
125GP	59.886	23.897	102.1	35.723	114.5

MCRCB BULLETIN TK009

2010 SpeedyRetail.com British 125GP Championship & ACU Academy Cup FREE PRACTICE 1 - CLASSIFICATION

POS	NO	CL	NAME	ENTRY	TIME	ON	LAPS	GAP	DIFF	MPH
1	13		Rob GUIVER	Honda - SP125 / Brockwell Engineering	1:01.030	15	15			83.17
2	46		Ross WALKER	Honda - Ross Walker Racing	1:01.497	14	16	0.467	0.467	82.54
3	1		James LODGE	Seel/Honda - RS Racing / Earnshaws M/cycle:	1:01.907	14	16	0.877	0.410	81.99
4	89	C	Fraser ROGERS	Honda - KRP / Racing Steps Foundations	1:01.913	18	18	0.883	0.006	81.98
5	28		Jon VINCENT	Honda - G R Formby Heavy Transport	1:01.995	3	13	0.965	0.082	81.87
6	10		Peter SUTHERLAND	Honda - Team Repli-Cast UK Racing	1:02.060	18	18	1.030	0.065	81.79
7	14	C	Lee JACKSON	Honda - Team Jackson Racing	1:02.412	16	18	1.382	0.352	81.33
8	44	C	Matthew DAVIES	Honda - SP125 / Fireplace Warehouse	1:02.472	17	17	1.442	0.060	81.25
9	71	C	Andrew REID	Honda - Team Aztec GP	1:02.915	15	17	1.885	0.443	80.68
10	4		Philip WAKEFIELD	Honda - PWR / Sandbach Scrap Metal	1:02.971	12	13	1.941	0.056	80.60
11	94	C	Sam HORNSEY	Honda - KRP / Bradley Smith Racing	1:03.079	13	15	2.049	0.108	80.47
12	3		James FORD	Honda - E3 Motorsport	1:03.589	8	13	2.559	0.510	79.82
13	22		Matthew PAULO	Honda - Grant Racing	1:03.754	17	17	2.724	0.165	79.61
14	7	C	Deane BROWN	Honda - Colin Appleyard / Macadam Racing	1:03.769	2	3	2.739	0.015	79.60
15	16		Shaun HORSMAN	Honda - Symitry IT	1:03.886	12	12	2.856	0.117	79.45
16	6		William DUNLOP	Honda -	1:03.890	14	16	2.860	0.004	79.44
17	11	C	Tom WEEDEN	Honda - Tom Weeden Racing	1:04.028	14	17	2.998	0.138	79.27
18	17	C	John McPHEE	Honda - KRP/Bradley Smith Racing	1:04.032	13	14	3.002	0.004	79.27
19	76	C	Charlie KING	Honda - Phil Allen Racing	1:04.090	15	15	3.060	0.058	79.20
20	27		Catherine GREEN	Honda - CG Racing	1:04.134	13	16	3.104	0.044	79.14
21	19		Michael HILL	Honda - TABOO Motorsport	1:04.199	10	13	3.169	0.065	79.06
22	33	C	Gary WINFIELD	Honda - Oxford TAG Racing	1:04.247	14	15	3.217	0.048	79.00
23	23		Jonathan LODGE	Honda - JJ Racing	1:04.313	12	13	3.283	0.066	78.92
24	24		Ben BARRETT	Honda - Lowerdale Autos / SP 125 Racing	1:04.421	15	17	3.391	0.108	78.79
25	74	C	Curtis WRIGHT	Honda - Banks Racing	1:04.698	12	17	3.668	0.277	78.45
26	66	C	Kasey WYATT	Honda - Team Repli-Cast UK Racing	1:04.708	5	14	3.678	0.010	78.44
27	9	C	Luca AGOSTINELLI	Honda - Grant Racing	1:04.902	15	17	3.872	0.194	78.21
28	25		Neil DURHAM	Aprilia - Moto Strada	1:04.908	17	17	3.878	0.006	78.20
29	98	C	Wayne RYAN	Honda - KRP / Racing Steps Foundations	1:05.306	14	15	4.276	0.398	77.72
30	69	C	Joshua HARLAND	Honda - Josh Harland Racing	1:05.811	11	12	4.781	0.505	77.13
31	51		Sam SHORROCK	Honda - Semms Fabrications	1:05.907	9	13	4.877	0.096	77.01
32	26	C	Richard FERGUSON	Honda - Team Ferguson Racing	1:06.891	8	12	5.861	0.984	75.88

QUALIFYING LAPTIME (110% of 1:01.030) = 1:07.133

DNQ	12		Edward RENDELL	Honda - Dutch-2-UK / Breadline Racing	1:07.214	1	1	6.184	0.323	75.52
DNQ	29	C	Tarran MACKENZIE	Honda - Grant Racing / Alan Duffus M/CS	1:09.200	10	16	8.170	1.986	73.35
DNQ	91		Ian STANFORD	Honda - I Stanford Racing	1:10.222	14	16	9.192	1.022	72.28
DNQ	57		Simon LOW	Honda - Team Shop4bikers / Dutch-2-UK R'g	1:12.652	5	6	11.622	2.430	69.86
DNQ	35	C	Elliot LODGE	Honda - Spike Racing	1:13.262	6	6	12.232	0.610	69.28

Weather / Track : Sunny / Dry

Mallory Park
Circuit Length = 1.4100 miles
Start: 12:40 End: 13:01

2010 SpeedyRetail.com British 125GP Championship & ACU Academy Cup

FREE PRACTICE 1 - SECTOR ANALYSIS

1		James LODGE				RS Racing / Earnshaws M'cycles					
1-	28.863	85.7	41.768	98.0	1:10.631	9-	2:25.369	95.3	37.819	109.7	3:03.188
2-	27.275	87.8	40.399	100.5	1:07.674	10-	25.079	97.5	37.047	110.6	1:02.126
3-	27.569	87.3	40.314	99.3	1:07.883	11-	24.944	97.5	37.330	109.1	1:02.274
4-	26.168	91.1	39.581	102.1	1:05.749	12-	25.601	97.7	37.388	109.3	1:02.989
5-	26.228	90.8	38.934	104.5	1:05.162	13-	25.004	98.1	37.362	109.7	1:02.366
6-	25.692	92.2	38.717	107.4	1:04.409	14-	24.672	96.8	37.235	110.4	1:01.907
7-	26.195	95.9	40.124	107.5	1:06.319	15-	24.903	98.3	38.532	110.0	1:03.435
8-	25.118	96.6	37.631	110.0	1:02.749	16-	24.675	97.3	37.277	110.6	1:01.952
3		James FORD				E3 Motorsport					
1-	28.733	90.0	43.720	106.7	1:12.453	8-	25.300	95.6	38.289	107.2	1:03.589
2-	27.813	94.5	40.999	107.4	1:08.812	9-	25.581	94.9	38.161	106.9	1:03.742
3-	2:19.402	88.2	41.075	107.2	3:00.477	10-	3:12.546	79.2	45.302	106.5	3:57.848
4-	25.704	94.0	38.495	107.4	1:04.199	11-	25.709	94.7	38.725	107.4	1:04.434
5-	26.780	94.8	38.336	107.5	1:05.116	12-	28.841	87.2	39.667	107.2	1:08.508
6-	25.542	94.7	38.071	109.1	1:03.613	13-	25.440	94.8	38.293	107.7	1:03.733
7-	26.423	94.8	38.423	107.5	1:04.846						
4		Philip WAKEFIELD				PWR / Sandbach Scrap Metal					
1-	29.587	82.4	43.642	91.2	1:13.229	8-	24.986	93.6	38.200	106.7	1:03.186
2-	29.080	82.2	41.718	102.9	1:10.798	9-	24.983	94.3	38.278	106.2	1:03.261
3-	2:46.020	92.4	39.306	107.2	3:25.326	10-	2:29.211	92.9	41.807	106.5	3:11.018
4-	25.896	93.5	38.186	106.9	1:04.082	11-	25.311	95.2	38.121	107.2	1:03.432
5-	25.783	93.9	38.383	106.0	1:04.166	12-	25.410	96.0	37.561	107.4	1:02.971
6-	25.549	94.1	37.803	107.4	1:03.352	13-	25.869	92.8	39.731	105.5	1:05.600
7-	25.671	93.3	37.760	105.7	1:03.431						
6		William DUNLOP									
1-	31.474	82.6	44.276	94.4	1:15.750	9-	27.764	91.8	40.316	105.0	1:08.080
2-	31.034	83.2	44.104	95.6	1:15.138	10-	26.433	92.6	39.778	107.2	1:06.211
3-	29.828	82.7	43.364	97.3	1:13.192	11-	26.164	94.8	39.615	103.1	1:05.779
4-	28.181	85.6	41.859	99.4	1:10.040	12-	27.634	90.7	41.676	107.5	1:09.310
5-	28.188	88.3	41.891	99.4	1:10.079	13-	26.045	94.9	38.559	107.7	1:04.604
6-	27.841	88.3	41.327	102.3	1:09.168	14-	25.841	95.3	38.049	108.8	1:03.890
7-	29.542	86.6	41.278	103.1	1:10.820	15-	25.633	96.7	38.620	108.6	1:04.253
8-	27.734	88.0	41.451	101.7	1:09.185	16-	25.270	97.1	38.727	108.8	1:03.997
7		Deane BROWN				C Colin Appleyard / Macadam Racing					
1-	26.440	96.8	38.946	110.4	1:05.386	3-	25.654	96.0	40.654	46.0	1:06.308
2-	25.753	96.7	38.016	111.7	1:03.769						
9		Luca AGOSTINELLI				C Grant Racing					
1-	29.590	91.2	42.711	102.3	1:12.301	10-	26.993	91.7	39.749	102.8	1:06.742
2-	28.786	90.8	42.864	103.1	1:11.650	11-	26.699	92.1	39.342	103.4	1:06.041
3-	29.118	90.7	42.386	104.2	1:11.504	12-	26.557	92.4	39.067	102.1	1:05.624
4-	28.205	89.2	42.127	99.7	1:10.332	13-	26.601	92.4	39.054	103.4	1:05.655
5-	28.066	87.6	39.898	104.0	1:07.964	14-	26.198	92.9	38.820	104.4	1:05.018
6-	27.295	90.9	39.787	103.7	1:07.082	15-	25.973	93.5	38.929	103.9	1:04.902
7-	26.980	90.9	40.853	103.9	1:07.833	16-	26.058	93.3	39.216	105.0	1:05.274
8-	26.586	92.4	39.438	103.2	1:06.024	17-	27.413	92.9	41.259	103.7	1:08.672
9-	27.479	91.7	40.445	101.2	1:07.924						
10		Peter SUTHERLAND				Team Repli-Cast UK Racing					
1-	27.886	92.2	41.617	108.2	1:09.503	10-	25.561	94.9	38.347	108.4	1:03.908
2-	25.860	97.4	40.100	110.6	1:05.960	11-	25.098	96.6	38.120	109.5	1:03.218
3-	27.856	98.1	40.403	108.8	1:08.259	12-	25.093	96.4	38.418	111.1	1:03.511
4-	25.659	96.8	38.911	108.9	1:04.570	13-	27.112	96.0	39.058	108.1	1:06.170
5-	25.851	94.7	39.407	110.0	1:05.258	14-	25.327	96.1	37.611	108.9	1:02.938
6-	25.902	96.8	39.978	110.4	1:05.880	15-	25.134	96.7	37.824	110.9	1:02.958
7-	26.214	95.9	38.436	109.7	1:04.650	16-	27.030	95.3	37.834	111.5	1:04.864
8-	25.519	95.2	38.421	109.5	1:03.940	17-	26.263	96.6	38.963	111.3	1:05.226

Weather / Track : Sunny / Dry

Mallory Park
Circuit Length = 1.4100 miles
Start: 12:40 End: 13:01

2010 SpeedyRetail.com British 125GP Championship & ACU Academy Cup

FREE PRACTICE 1 - SECTOR ANALYSIS

9-	25.312	96.0	37.969	109.1	1:03.281	18-	24.907	97.5	37.153	110.4	1:02.060
11	Tom WEEDEN					C	Tom Weeden Racing				
1-	26.901	92.3	45.554	104.9	1:12.455	10-	25.797	91.3	39.678	102.3	1:05.475
2-	26.658	93.1	41.473	104.7	1:08.131	11-	25.698	91.8	38.497	104.7	1:04.195
3-	29.163	92.4	40.101	105.2	1:09.264	12-	25.664	93.2	39.014	103.4	1:04.678
4-	26.202	92.9	39.333	106.7	1:05.535	13-	28.482	89.6	39.001	102.8	1:07.483
5-	25.798	93.6	38.648	106.0	1:04.446	14-	25.719	94.0	38.309	104.2	1:04.028
6-	26.070	92.4	39.148	105.0	1:05.218	15-	26.215	92.6	38.848	105.2	1:05.063
7-	25.748	92.9	39.447	103.6	1:05.195	16-	25.905	92.9	38.173	105.2	1:04.078
8-	25.971	92.4	38.915	104.7	1:04.886	17-	25.546	93.1	45.634	102.3	1:11.180
9-	25.495	92.4	39.556	103.4	1:05.051						
12	Edward RENDELL						Dutch-2-UK / Breadline Racing				
1-	27.463	92.8	39.751	102.1	1:07.214						
13	Rob GUIVER						SP125 / Brockwell Engineering				
1-	30.498	78.5	44.798	90.0	1:15.296	9-	2:49.725	81.4	40.763	105.2	3:30.488
2-	29.639	72.4	43.640	96.7	1:13.279	10-	25.149	95.3	36.760	107.4	1:01.909
3-	29.423	82.2	41.564	98.0	1:10.987	11-	24.520	95.9	36.516	108.2	1:01.036
4-	26.699	87.0	39.883	101.2	1:06.582	12-	24.562	96.4	37.586	108.6	1:02.148
5-	26.165	88.8	39.608	100.5	1:05.773	13-	24.876	95.3	38.354	108.1	1:03.230
6-	26.338	88.4	39.923	106.5	1:06.261	14-	24.378	96.3	36.835	108.1	1:01.213
7-	25.948	94.3	37.731	106.5	1:03.679	15-	24.407	96.3	36.623	109.1	1:01.030
8-	24.864	94.3	36.934	109.7	1:01.798						
14	Lee JACKSON					C	Team Jackson Racing				
1-	26.442	94.1	38.360	107.4	1:04.802	10-	25.196	95.6	37.829	106.9	1:03.025
2-	25.575	94.5	38.116	106.3	1:03.691	11-	25.109	94.4	37.581	107.9	1:02.690
3-	25.516	95.5	37.529	107.7	1:03.045	12-	25.518	94.3	37.546	107.9	1:03.064
4-	25.152	95.9	37.663	108.1	1:02.815	13-	25.157	94.1	37.449	106.5	1:02.606
5-	25.655	95.3	38.588	110.0	1:04.243	14-	25.230	94.1	37.721	107.2	1:02.951
6-	25.170	95.3	37.855	109.5	1:03.025	15-	25.757	94.8	38.672	106.9	1:04.429
7-	25.716	96.0	38.466	108.4	1:04.182	16-	25.103	94.4	37.309	107.9	1:02.412
8-	25.719	94.5	38.038	107.9	1:03.757	17-	25.206	94.9	37.590	104.9	1:02.796
9-	25.627	96.1	37.717	107.7	1:03.344	18-	25.247	94.9	37.395	109.7	1:02.642
16	Shaun HORSMAN						Symityr IT				
1-	29.314	83.5	43.486	97.0	1:12.800	7-	25.681	93.2	38.970	106.9	1:04.651
2-	29.469	85.6	42.037	98.8	1:11.506	8-	25.533	93.6	38.845	107.5	1:04.378
3-	27.424	85.5	42.038	98.0	1:09.462	9-	5:42.122	83.6	41.596	106.5	6:23.718
4-	27.057	85.6	40.283	102.8	1:07.340	10-	26.003	91.6	38.843	107.9	1:04.846
5-	26.161	90.0	40.242	106.0	1:06.403	11-	26.019	93.9	39.368	108.9	1:05.387
6-	25.801	92.7	39.869	107.5	1:05.670	12-	25.299	95.3	38.587	108.1	1:03.886
17	John McPHEE					C	KRP/Bradley Smith Racing				
1-	29.442	85.7	41.888	106.2	1:11.330	8-	26.001	95.1	38.979	107.5	1:04.980
2-	27.192	94.1	40.495	107.5	1:07.687	9-	25.992	94.8	39.125	108.1	1:05.117
3-	29.724	85.7	41.069	108.6	1:10.793	10-	25.905	96.8	39.949	106.3	1:05.854
4-	26.692	93.6	41.775	106.0	1:08.467	11-	25.656	96.3	39.008	106.2	1:04.664
5-	26.539	92.1	43.118	98.4	1:09.657	12-	26.122	89.8	39.589	106.5	1:05.711
6-	3:26.743	91.2	42.602	103.4	4:09.345	13-	25.609	96.0	38.423	107.9	1:04.032
7-	26.990	94.1	40.266	107.5	1:07.256	14-	25.691	94.4	38.734	108.2	1:04.425
19	Michael HILL						TABOO Motorsport				
1-	27.508	94.4	39.799	107.7	1:07.307	8-	1:47.026	86.9	39.990	106.3	2:27.016
2-	26.570	94.0	39.156	107.2	1:05.726	9-	26.192	93.5	38.864	106.2	1:05.056
3-	2:10.090	59.0	46.329	108.2	2:56.419	10-	25.930	94.0	38.269	107.0	1:04.199
4-	27.590	93.9	39.300	108.8	1:06.890	11-	25.966	94.0	38.423	108.2	1:04.389
5-	26.428	93.1	39.330	108.2	1:05.758	12-	26.108	94.0	38.221	107.4	1:04.329
6-	2:00.221	85.9	40.142	107.0	2:40.363	13-	25.956	94.1	38.358	108.4	1:04.314
7-	27.149	94.0	38.571	107.0	1:05.720						

Weather / Track : Sunny / Dry

Mallory Park
Circuit Length = 1.4100 miles
Start: 12:40 End: 13:01

2010 SpeedyRetail.com British 125GP Championship & ACU Academy Cup

FREE PRACTICE 1 - SECTOR ANALYSIS

22	Matthew PAULO										Grant Racing	
1-	29.970	86.5	44.800	102.6	1:14.770	10-	26.755	91.6	39.321	104.4	1:06.076	
2-	28.460	90.8	43.316	103.9	1:11.776	11-	26.199	91.8	39.389	104.5	1:05.588	
3-	29.122	91.7	43.074	105.5	1:12.196	12-	25.676	92.6	38.715	103.9	1:04.391	
4-	27.917	90.8	41.331	105.2	1:09.248	13-	25.721	92.4	38.778	103.9	1:04.499	
5-	26.774	92.2	40.876	102.8	1:07.650	14-	25.918	92.7	38.766	104.5	1:04.684	
6-	27.077	90.8	40.091	104.2	1:07.168	15-	25.609	92.6	39.321	104.5	1:04.930	
7-	26.623	90.2	39.986	105.5	1:06.609	16-	26.159	91.8	38.478	104.7	1:04.637	
8-	26.307	92.8	39.028	105.5	1:05.335	17-	25.408	93.5	38.346	105.0	1:03.754	
9-	25.838	91.8	39.453	104.9	1:05.291							
23	Jonathan LODGE										JJ Racing	
1-	5:05.863	88.0	41.287	102.0	5:47.150	8-	26.285	90.1	39.352	102.6	1:05.637	
2-	27.566	80.6	40.546	102.1	1:08.112	9-	26.245	91.2	40.171	103.1	1:06.416	
3-	26.392	89.5	39.870	102.1	1:06.262	10-	26.180	90.8	39.148	102.9	1:05.328	
4-	26.344	88.9	39.996	102.9	1:06.340	11-	26.074	90.4	39.409	103.9	1:05.483	
5-	26.398	90.1	39.484	102.5	1:05.882	12-	25.685	91.9	38.628	102.9	1:04.313	
6-	26.321	89.7	39.543	101.5	1:05.864	13-	25.972	91.4	38.997	103.1	1:04.969	
7-	27.967	83.2	40.136	101.7	1:08.103							
24	Ben BARRETT										Lowerdale Autos / SP 125 Racing	
1-	31.523	74.3	45.339	89.2	1:16.862	10-	26.403	91.6	39.352	104.4	1:05.755	
2-	28.697	81.3	43.843	92.4	1:12.540	11-	26.945	91.7	39.469	104.0	1:06.414	
3-	29.083	75.6	43.184	97.7	1:12.267	12-	26.320	92.7	38.814	104.9	1:05.134	
4-	27.627	85.2	42.422	97.8	1:10.049	13-	25.822	92.6	39.184	103.1	1:05.006	
5-	28.633	84.6	41.235	100.2	1:09.868	14-	26.012	91.3	39.065	104.4	1:05.077	
6-	26.698	89.7	40.017	101.5	1:06.715	15-	25.773	92.8	38.648	105.0	1:04.421	
7-	26.248	89.7	39.772	102.6	1:06.020	16-	25.895	92.8	39.663	104.9	1:05.558	
8-	26.451	90.1	39.721	104.4	1:06.172	17-	26.952	92.7	39.659	105.3	1:06.611	
9-	26.683	89.6	39.966	102.6	1:06.649							
25	Neil DURHAM										Moto Strada	
1-	29.149	85.8	44.517	104.0	1:13.666	10-	26.306	93.3	42.607	95.6	1:08.913	
2-	28.105	88.1	47.157	56.4	1:15.262	11-	26.793	91.4	39.061	102.9	1:05.854	
3-	28.604	91.4	40.574	105.0	1:09.178	12-	26.533	92.7	40.288	103.7	1:06.821	
4-	27.657	92.2	43.840	101.5	1:11.497	13-	27.255	93.6	39.831	97.7	1:07.086	
5-	28.152	80.4	41.925	97.1	1:10.077	14-	26.557	91.9	40.484	103.7	1:07.041	
6-	27.028	92.7	41.242	102.6	1:08.270	15-	26.053	92.9	39.367	105.0	1:05.420	
7-	26.203	92.9	39.608	103.9	1:05.811	16-	26.242	93.2	38.896	105.3	1:05.138	
8-	26.802	93.7	41.381	101.7	1:08.183	17-	26.181	93.2	38.727	102.0	1:04.908	
9-	26.541	91.3	39.685	98.8	1:06.226							
26	Richard FERGUSON										C Team Ferguson Racing	
1-	30.750	87.8	43.915	106.0	1:14.665	7-	26.784	94.0	40.503	102.1	1:07.287	
2-	28.861	83.0	43.954	105.8	1:12.815	8-	26.577	94.8	40.314	101.8	1:06.891	
3-	28.853	93.9	45.086	100.0	1:13.939	9-	27.387	94.4	40.253	105.8	1:07.640	
4-	2:04.896	91.6	42.389	105.2	2:47.285	10-	26.912	94.9	40.418	102.9	1:07.330	
5-	27.352	93.9	40.475	105.5	1:07.827	11-	2:09.260	92.7	42.033	106.2	2:51.293	
6-	2:27.369	89.2	41.363	105.8	3:08.732	12-	27.921	94.9	43.073	106.7	1:10.994	
27	Catherine GREEN										CG Racing	
1-	28.638	90.6	42.950	105.7	1:11.588	9-	25.965	96.3	38.706	108.4	1:04.671	
2-	28.200	92.2	42.328	107.5	1:10.528	10-	25.852	95.7	38.765	108.4	1:04.617	
3-	28.606	91.1	42.729	106.2	1:11.335	11-	27.569	94.5	39.672	108.6	1:07.241	
4-	27.990	92.9	43.279	107.2	1:11.269	12-	26.286	96.0	38.719	108.4	1:05.005	
5-	1:59.746	93.7	39.769	108.1	2:39.515	13-	25.818	95.9	38.316	109.1	1:04.134	
6-	26.559	95.2	39.030	109.5	1:05.589	14-	25.871	96.6	38.688	108.6	1:04.559	
7-	26.836	93.9	41.131	107.5	1:07.967	15-	25.698	96.4	38.739	108.9	1:04.437	
8-	26.198	95.7	38.860	109.3	1:05.058	16-	25.764	96.1	38.565	109.5	1:04.329	
28	Jon VINCENT										G R Formby Heavy Transport	
1-	26.188	94.5	38.769	106.9	1:04.957	8-	25.649	95.5	37.190	108.6	1:02.839	

Weather / Track : Sunny / Dry

Mallory Park
Circuit Length = 1.4100 miles
Start: 12:40 End: 13:01

2010 SpeedyRetail.com British 125GP Championship & ACU Academy Cup

FREE PRACTICE 1 - SECTOR ANALYSIS

2-	25.506	95.7	37.199	108.8	1:02.705	9-	25.155	95.2	37.098	107.9	1:02.253
3-	25.164	96.7	36.831	110.0	1:01.995	10-	25.291	96.7	37.462	109.3	1:02.753
4-	25.017	96.1	37.248	110.2	1:02.265	11-	25.231	89.2	37.389	109.5	1:02.620
5-	25.358	95.7	38.373	110.7	1:03.731	12-	25.241	96.6	37.571	98.5	1:02.812
6-	25.071	94.5	37.853	108.2	1:02.924	13-	26.975	89.1	38.459	100.2	1:05.434
7-	5:47.061	94.3	38.446	108.1	6:25.507						
29	Tarran MACKENZIE					C	Grant Racing / Alan Duffus M/CS				
1-	29.725	86.7	46.315	103.2	1:16.040	9-	27.670	90.0	43.117	103.7	1:10.787
2-	32.043	85.1	45.480	104.0	1:17.523	10-	27.185	91.6	42.015	101.8	1:09.200
3-	28.836	91.7	44.521	100.5	1:13.357	11-	27.430	91.9	42.685	103.7	1:10.115
4-	28.058	88.9	43.465	103.6	1:11.523	12-	27.483	90.3	42.351	103.6	1:09.834
5-	27.783	90.2	43.455	100.9	1:11.238	13-	32.618	66.6	42.427	103.6	1:15.045
6-	27.671	89.5	42.750	103.2	1:10.421	14-	27.367	92.1	42.526	102.5	1:09.893
7-	27.431	89.2	42.116	103.6	1:09.547	15-	28.233	92.1	42.127	103.9	1:10.360
8-	30.653	83.9	42.909	102.5	1:13.562	16-	27.939	92.6	42.319	104.9	1:10.258
33	Gary WINFIELD					C	Oxford TAG Racing				
1-	27.080	92.2	39.430	105.3	1:06.510	9-	26.147	92.9	39.696	104.0	1:05.843
2-	26.440	93.6	39.697	105.3	1:06.137	10-	25.899	93.1	38.806	104.2	1:04.705
3-	26.413	92.4	38.935	106.5	1:05.348	11-	26.325	93.9	39.615	103.1	1:05.940
4-	26.361	92.1	39.521	104.4	1:05.882	12-	26.095	92.2	39.522	104.4	1:05.617
5-	26.369	91.7	39.886	104.9	1:06.255	13-	25.869	93.7	39.065	103.9	1:04.934
6-	26.687	91.9	39.652	104.4	1:06.339	14-	25.910	92.8	38.337	104.4	1:04.247
7-	3:37.211	91.1	39.897	104.5	4:17.108	15-	25.789	93.6	38.505	106.2	1:04.294
8-	25.898	92.8	38.835	104.2	1:04.733						
35	Elliot LODGE					C	Spike Racing				
1-	31.748	75.7	47.073	90.2	1:18.821	4-	29.764	78.2	44.454	93.7	1:14.218
2-	31.197	76.9	46.116	92.6	1:17.313	5-	29.638	80.3	44.134	90.7	1:13.772
3-	30.212	74.4	46.148	91.3	1:16.360	6-	29.699	78.1	43.563	92.2	1:13.262
44	Matthew DAVIES					C	SP125 / Fireplace Warehouse				
1-	31.035	78.6	45.109	91.1	1:16.144	10-	26.328	93.3	38.204	106.2	1:04.532
2-	29.013	82.2	44.967	97.7	1:13.980	11-	26.314	94.3	39.738	105.7	1:06.052
3-	30.107	84.6	43.429	101.2	1:13.536	12-	25.740	94.7	37.538	106.7	1:03.278
4-	27.822	90.4	43.404	99.9	1:11.226	13-	25.505	94.9	37.748	106.9	1:03.253
5-	27.576	88.1	40.000	102.1	1:07.576	14-	25.598	94.0	37.949	106.9	1:03.547
6-	27.093	91.2	39.211	102.3	1:06.304	15-	25.780	95.2	37.831	107.4	1:03.611
7-	26.605	94.0	38.950	103.7	1:05.555	16-	25.868	94.9	37.590	108.2	1:03.458
8-	26.159	94.3	38.878	107.5	1:05.037	17-	25.270	95.2	37.202	108.8	1:02.472
9-	26.062	94.4	39.172	106.5	1:05.234						
46	Ross WALKER						Ross Walker Racing				
1-	28.663	91.2	39.841	106.2	1:08.504	9-	24.850	94.8	37.504	106.2	1:02.354
2-	26.299	94.8	39.909	106.3	1:06.208	10-	24.815	94.7	36.890	106.9	1:01.705
3-	26.008	94.3	38.058	107.0	1:04.066	11-	2:48.594	81.8	38.920	105.8	3:27.514
4-	25.401	94.4	37.863	107.4	1:03.264	12-	24.658	95.1	37.107	108.2	1:01.765
5-	25.260	94.1	37.737	107.0	1:02.997	13-	25.844	94.5	37.437	108.1	1:03.281
6-	26.525	91.6	38.110	105.3	1:04.635	14-	24.570	95.2	36.927	107.0	1:01.497
7-	25.113	95.2	37.607	107.7	1:02.720	15-	24.790	94.5	36.879	107.0	1:01.669
8-	25.072	95.3	37.826	107.2	1:02.898	16-	24.549	96.4	44.017	88.2	1:08.566
51	Sam SHORROCK						Semms Fabrications				
1-	29.295	85.2	43.007	96.4	1:12.302	8-	26.792	94.8	39.122	107.5	1:05.914
2-	28.605	89.0	42.838	99.4	1:11.443	9-	26.486	95.1	39.421	107.9	1:05.907
3-	29.422	86.4	43.015	100.6	1:12.437	10-	2:54.154	94.4	40.692	108.2	3:34.846
4-	28.379	87.0	43.989	97.3	1:12.368	11-	26.516	95.2	41.938	105.3	1:08.454
5-	28.468	88.4	42.594	97.4	1:11.062	12-	27.356	93.2	40.325	106.5	1:07.681
6-	28.660	87.4	43.722	99.1	1:12.382	13-	26.834	95.3	39.335	105.5	1:06.169
7-	27.646	92.3	40.151	104.4	1:07.797						

Weather / Track : Sunny / Dry

Mallory Park
Circuit Length = 1.4100 miles
Start: 12:40 End: 13:01

2010 SpeedyRetail.com British 125GP Championship & ACU Academy Cup

FREE PRACTICE 1 - SECTOR ANALYSIS

57	Simon LOW	Team Shop4bikers / Dutch-2-UK R'g									
1 -	2:47.556	83.8	44.590	88.6	3:32.146	4 -	2:50.514	79.8	44.596	93.6	3:35.110
2 -	4:27.129	77.3	46.308	88.9	5:13.437	5 -	28.871	82.7	43.781	97.5	1:12.652
3 -	29.994	81.6	44.774	90.9	1:14.768	6 -	28.512	86.3	44.558	94.6	1:13.070
66	Kasey WYATT	C Team Repli-Cast UK Racing									
1 -	29.841	87.6	42.410	104.2	1:12.251	8 -	2:40.549	92.4	41.933	105.8	3:22.482
2 -	26.670	94.9	40.043	108.9	1:06.713	9 -	26.217	94.0	40.008	99.3	1:06.225
3 -	27.866	95.9	40.990	105.2	1:08.856	10 -	26.597	93.2	40.388	107.5	1:06.985
4 -	26.134	94.4	39.183	108.8	1:05.317	11 -	26.572	93.6	38.361	106.7	1:04.933
5 -	25.998	94.8	38.710	108.6	1:04.708	12 -	25.662	94.5	41.178	108.1	1:06.840
6 -	25.754	95.3	39.901	109.1	1:05.655	13 -	25.463	94.8	47.327	92.6	1:12.790
7 -	26.666	94.7	40.358	108.2	1:07.024	14 -	27.117	95.6	38.134	109.1	1:05.251
69	Joshua HARLAND	C Josh Harland Racing									
1 -	29.480	83.2	43.314	105.3	1:12.794	7 -	2:36.817	78.4	42.881	103.7	3:19.698
2 -	29.074	91.9	43.171	106.0	1:12.245	8 -	26.917	94.4	40.245	104.4	1:07.162
3 -	29.396	92.8	42.805	103.4	1:12.201	9 -	26.625	94.0	39.966	105.0	1:06.591
4 -	28.038	93.5	43.545	103.4	1:11.583	10 -	27.364	93.6	40.540	102.5	1:07.904
5 -	28.329	93.5	42.790	103.6	1:11.119	11 -	26.552	93.7	39.259	105.2	1:05.811
6 -	27.159	94.3	41.087	103.2	1:08.246	12 -	30.562	73.8	41.817	106.0	1:12.379
71	Andrew REID	C Team Aztec GP									
1 -	30.161	74.6	46.224	88.3	1:16.385	10 -	25.416	92.7	37.948	106.2	1:03.364
2 -	30.301	77.7	43.276	89.4	1:13.577	11 -	26.276	91.2	38.132	107.9	1:04.408
3 -	29.153	77.9	43.665	89.7	1:12.818	12 -	26.261	93.7	39.257	103.9	1:05.518
4 -	28.244	82.0	42.251	96.3	1:10.495	13 -	25.996	92.1	37.901	106.0	1:03.897
5 -	28.088	82.2	43.386	91.2	1:11.474	14 -	25.454	92.6	37.503	106.9	1:02.957
6 -	28.016	79.6	41.731	94.6	1:09.747	15 -	25.512	94.8	37.403	105.2	1:02.915
7 -	26.591	85.8	40.428	103.1	1:07.019	16 -	25.510	94.4	38.050	107.7	1:03.560
8 -	25.970	90.3	39.374	104.2	1:05.344	17 -	26.435	94.5	38.400	106.5	1:04.835
9 -	26.579	84.7	39.173	107.0	1:05.752						
74	Curtis WRIGHT	C Banks Racing									
1 -	28.356	90.0	41.674	106.9	1:10.030	10 -	26.269	91.9	38.804	108.1	1:05.073
2 -	28.023	92.6	42.108	107.5	1:10.131	11 -	26.682	93.3	40.370	106.7	1:07.052
3 -	27.647	91.4	39.661	107.9	1:07.308	12 -	26.129	92.7	38.569	106.5	1:04.698
4 -	26.751	91.7	39.281	107.7	1:06.032	13 -	26.816	91.3	39.164	105.7	1:05.980
5 -	26.699	91.1	39.144	107.2	1:05.843	14 -	26.438	91.4	39.168	106.2	1:05.606
6 -	26.940	92.6	39.665	107.9	1:06.605	15 -	26.055	92.3	39.045	107.0	1:05.100
7 -	27.149	92.1	41.052	107.4	1:08.201	16 -	26.721	91.6	39.370	107.2	1:06.091
8 -	26.561	92.6	39.025	107.4	1:05.586	17 -	26.322	92.8	38.927	107.0	1:05.249
9 -	26.133	92.1	38.839	107.0	1:04.972						
76	Charlie KING	C Phil Allen Racing									
1 -	29.877	89.6	44.688	101.7	1:14.565	9 -	26.241	91.9	39.462	104.2	1:05.703
2 -	30.240	87.2	42.616	103.4	1:12.856	10 -	26.151	91.2	39.312	104.0	1:05.463
3 -	28.430	91.6	41.537	103.4	1:09.967	11 -	26.635	92.1	38.777	104.2	1:05.412
4 -	27.559	90.2	40.412	104.5	1:07.971	12 -	26.280	92.2	38.398	104.0	1:04.678
5 -	27.112	91.3	39.792	104.9	1:06.904	13 -	25.781	92.9	38.526	104.5	1:04.307
6 -	26.681	88.3	39.583	103.9	1:06.264	14 -	26.179	92.1	38.774	104.2	1:04.953
7 -	26.656	90.8	39.058	104.9	1:05.714	15 -	25.512	92.8	38.578	105.2	1:04.090
8 -	26.393	91.4	39.298	105.0	1:05.691						
89	Fraser ROGERS	C KRP / Racing Steps Foundations									
1 -	26.092	97.4	38.607	110.7	1:04.699	10 -	25.194	97.4	37.431	110.7	1:02.625
2 -	25.301	98.1	38.326	110.0	1:03.627	11 -	24.783	97.3	37.934	110.4	1:02.717
3 -	25.874	97.1	37.527	111.3	1:03.401	12 -	25.473	97.4	37.093	110.6	1:02.566
4 -	24.858	98.1	37.812	111.3	1:02.670	13 -	25.311	91.9	37.610	111.5	1:02.921
5 -	25.279	96.1	38.829	111.5	1:04.108	14 -	25.125	98.3	37.849	110.7	1:02.974
6 -	24.949	97.1	38.785	112.4	1:03.734	15 -	24.773	97.3	37.314	110.6	1:02.087
7 -	25.826	98.0	38.506	109.8	1:04.332	16 -	24.694	98.1	37.546	111.5	1:02.240

Weather / Track : Sunny / Dry

Mallory Park
Circuit Length = 1.4100 miles
Start: 12:40 End: 13:01

2010 SpeedyRetail.com British 125GP Championship & ACU Academy Cup

FREE PRACTICE 1 - SECTOR ANALYSIS

8 -	25.157	97.5	38.187	112.2	1:03.344	17 -	24.737	98.5	37.710	111.1	1:02.447
9 -	25.233	97.5	36.995	112.4	1:02.228	18 -	24.662	97.8	37.251	111.1	1:01.913
91	Ian STANFORD					I Stanford Racing					
1 -	30.412	83.6	46.863	90.6	1:17.275	9 -	28.189	85.5	42.505	97.0	1:10.694
2 -	29.816	83.3	44.099	92.7	1:13.915	10 -	28.462	85.8	42.223	96.0	1:10.685
3 -	29.317	84.0	43.410	93.6	1:12.727	11 -	28.337	86.0	42.189	95.1	1:10.526
4 -	28.821	84.0	43.268	95.6	1:12.089	12 -	29.010	87.5	42.627	94.4	1:11.637
5 -	28.305	85.6	42.725	93.5	1:11.030	13 -	28.732	86.0	42.184	96.8	1:10.916
6 -	28.725	84.4	43.305	94.2	1:12.030	14 -	28.202	85.8	42.020	96.8	1:10.222
7 -	28.348	84.5	42.762	96.7	1:11.110	15 -	30.159	85.6	42.160	96.6	1:12.319
8 -	28.963	85.2	43.935	95.5	1:12.898	16 -	28.356	87.5	42.424	96.0	1:10.780
94	Sam HORNSEY					C KRP / Bradley Smith Racing					
1 -	30.108	90.8	44.130	105.2	1:14.238	9 -	2:27.523	90.1	39.716	105.3	3:07.239
2 -	28.972	93.6	43.167	108.1	1:12.139	10 -	26.175	94.5	38.480	106.5	1:04.655
3 -	29.110	92.9	42.508	106.9	1:11.618	11 -	26.132	95.9	38.753	106.3	1:04.885
4 -	27.078	94.7	40.268	107.4	1:07.346	12 -	25.553	96.1	37.914	106.5	1:03.467
5 -	26.760	93.3	39.339	107.4	1:06.099	13 -	25.346	94.9	37.733	107.9	1:03.079
6 -	26.851	90.7	40.190	106.9	1:07.041	14 -	25.390	95.1	38.135	106.7	1:03.525
7 -	26.497	91.2	39.449	105.3	1:05.946	15 -	25.927	96.1	38.433	107.7	1:04.360
8 -	26.108	92.1	38.777	106.0	1:04.885						
98	Wayne RYAN					C KRP / Racing Steps Foundations					
1 -	31.529	83.7	44.936	98.3	1:16.465	9 -	2:48.920	93.1	42.148	107.9	3:31.068
2 -	30.951	83.2	44.403	101.5	1:15.354	10 -	26.381	94.8	39.972	108.4	1:06.353
3 -	29.248	89.1	43.741	100.2	1:12.989	11 -	25.954	97.1	39.616	108.9	1:05.570
4 -	28.564	87.7	43.609	104.5	1:12.173	12 -	26.929	93.7	40.529	109.1	1:07.458
5 -	28.348	93.2	41.274	106.0	1:09.622	13 -	26.697	96.3	39.261	110.0	1:05.958
6 -	26.547	94.8	40.219	106.3	1:06.766	14 -	26.224	96.6	39.082	109.3	1:05.306
7 -	26.488	95.1	39.858	107.0	1:06.346	15 -	26.083	96.3	39.406	109.3	1:05.489
8 -	26.186	95.3	39.702	107.0	1:05.888						

Weather / Track : Sunny / Dry

Mallory Park
Circuit Length = 1.4100 miles
Start: 12:40 End: 13:01

MCRCB BULLETIN TK011

2010 SpeedyRetail.com British 125GP Championship & ACU Academy Cup FREE PRACTICE 1 - SPEED TRAPS

SECTOR 1				SECTOR 2			FINISH LINE			
POS	NO	NAME	MPH	NO	NAME	MPH	NO	NAME	MPH	
1	89	Fraser ROGERS	98.5				89	Fraser ROGERS	112.4	
2	1	James LODGE	98.3				7	Deane BROWN	111.7	
3	10	Peter SUTHERLAND	98.1				10	Peter SUTHERLAND	111.5	
4	6	William DUNLOP	97.1				28	Jon VINCENT	110.7	
5	98	Wayne RYAN	97.1				1	James LODGE	110.6	
6	7	Deane BROWN	96.8				14	Lee JACKSON	110.0	
7	17	John McPHEE	96.8				98	Wayne RYAN	110.0	
8	28	Jon VINCENT	96.7				13	Rob GUIVER	109.7	
9	27	Catherine GREEN	96.6				27	Catherine GREEN	109.5	
10	13	Rob GUIVER	96.4				3	James FORD	109.1	
11	46	Ross WALKER	96.4				66	Kasey WYATT	109.1	
12	14	Lee JACKSON	96.1				16	Shaun HORSMAN	108.9	
13	94	Sam HORNSEY	96.1				6	William DUNLOP	108.8	
14	4	Philip WAKEFIELD	96.0				19	Michael HILL	108.8	
15	66	Kasey WYATT	95.9				44	Matthew DAVIES	108.8	
16	3	James FORD	95.6				17	John McPHEE	108.6	
17	16	Shaun HORSMAN	95.3				46	Ross WALKER	108.2	
18	51	Sam SHORROCK	95.3				51	Sam SHORROCK	108.2	
19	44	Matthew DAVIES	95.2				74	Curtis WRIGHT	108.1	
20	26	Richard FERGUSON	94.9				94	Sam HORNSEY	108.1	
21	71	Andrew REID	94.8				71	Andrew REID	107.9	
22	19	Michael HILL	94.4				4	Philip WAKEFIELD	107.4	
23	69	Joshua HARLAND	94.4				11	Tom WEEDEN	106.7	
24	11	Tom WEEDEN	94.0				26	Richard FERGUSON	106.7	
25	33	Gary WINFIELD	93.9				33	Gary WINFIELD	106.5	
26	25	Neil DURHAM	93.7				69	Joshua HARLAND	106.0	
27	9	Luca AGOSTINELLI	93.5				22	Matthew PAULO	105.5	
28	22	Matthew PAULO	93.5				24	Ben BARRETT	105.3	
29	74	Curtis WRIGHT	93.3				25	Neil DURHAM	105.3	
30	76	Charlie KING	92.9				76	Charlie KING	105.2	
31	12	Edward RENDELL	92.8				9	Luca AGOSTINELLI	105.0	
32	24	Ben BARRETT	92.8				29	Tarran MACKENZIE	104.9	
33	29	Tarran MACKENZIE	92.6				23	Jonathan LODGE	103.9	
34	23	Jonathan LODGE	91.9				12	Edward RENDELL	103.6	
35	91	Ian STANFORD	87.5				57	Simon LOW	97.5	
36	57	Simon LOW	86.3				91	Ian STANFORD	97.0	
37	35	Elliot LODGE	80.3				35	Elliot LODGE	93.7	

Weather / Track : Sunny / Dry

Mallory Park
Circuit Length = 1.4100 miles
Start: 12:40 End: 13:01

MCRCB BULLETIN TK012

2010 SpeedyRetail.com British 125GP Championship & ACU Academy Cup FREE PRACTICE 1 - BEST SECTOR TIMES

SECTOR 1			SECTOR 2			IDEAL / BEST COMPARISON						
POS	NO	NAME	TIME	NO	NAME	TIME	POS	NO	NAME	IDEAL	BEST	DIFF
1	13	GUIVER	24.378	13	GUIVER	36.516	1	13	GUIVER	1:00.894	1:01.030	0.136
2	46	WALKER	24.549	28	VINCENT	36.831	2	46	WALKER	1:01.428	1:01.497	0.069
3	89	ROGERS	24.662	46	WALKER	36.879	3	89	ROGERS	1:01.657	1:01.913	0.256
4	1	LODGE	24.672	89	ROGERS	36.995	4	1	LODGE	1:01.719	1:01.907	0.188
5	10	SUTHERLAND	24.907	1	LODGE	37.047	5	28	VINCENT	1:01.848	1:01.995	0.147
6	4	WAKEFIELD	24.983	10	SUTHERLAND	37.153	6	10	SUTHERLAND	1:02.060	1:02.060	0.000
7	28	VINCENT	25.017	44	DAVIES	37.202	7	14	JACKSON	1:02.412	1:02.412	0.000
8	14	JACKSON	25.103	14	JACKSON	37.309	8	44	DAVIES	1:02.472	1:02.472	0.000
9	6	DUNLOP	25.270	71	REID	37.403	9	4	WAKEFIELD	1:02.544	1:02.971	0.427
10	44	DAVIES	25.270	4	WAKEFIELD	37.561	10	71	REID	1:02.819	1:02.915	0.096
11	16	HORSMAN	25.299	94	HORNSEY	37.733	11	94	HORNSEY	1:03.079	1:03.079	0.000
12	3	FORD	25.300	7	BROWN	38.016	12	6	DUNLOP	1:03.319	1:03.890	0.571
13	94	HORNSEY	25.346	6	DUNLOP	38.049	13	3	FORD	1:03.371	1:03.589	0.218
14	22	PAULO	25.408	3	FORD	38.071	14	66	WYATT	1:03.597	1:04.708	1.111
15	71	REID	25.416	66	WYATT	38.134	15	11	WEEDEN	1:03.668	1:04.028	0.360
16	66	WYATT	25.463	11	WEEDEN	38.173	16	7	BROWN	1:03.670	1:03.769	0.099
17	11	WEEDEN	25.495	19	HILL	38.221	17	22	PAULO	1:03.754	1:03.754	0.000
18	76	KING	25.512	27	GREEN	38.316	18	16	HORSMAN	1:03.886	1:03.886	0.000
19	17	McPHEE	25.609	33	WINFIELD	38.337	19	76	KING	1:03.910	1:04.090	0.180
20	7	BROWN	25.654	22	PAULO	38.346	20	27	GREEN	1:04.014	1:04.134	0.120
21	23	LODGE	25.685	76	KING	38.398	21	17	McPHEE	1:04.032	1:04.032	0.000
22	27	GREEN	25.698	17	McPHEE	38.423	22	33	WINFIELD	1:04.126	1:04.247	0.121
23	24	BARRETT	25.773	74	WRIGHT	38.569	23	19	HILL	1:04.151	1:04.199	0.048
24	33	WINFIELD	25.789	16	HORSMAN	38.587	24	23	LODGE	1:04.313	1:04.313	0.000
25	19	HILL	25.930	23	LODGE	38.628	25	24	BARRETT	1:04.421	1:04.421	0.000
26	98	RYAN	25.954	24	BARRETT	38.648	26	74	WRIGHT	1:04.624	1:04.698	0.074
27	9	AGOSTINELLI	25.973	25	DURHAM	38.727	27	25	DURHAM	1:04.780	1:04.908	0.128
28	25	DURHAM	26.053	9	AGOSTINELLI	38.820	28	9	AGOSTINELLI	1:04.793	1:04.902	0.109
29	74	WRIGHT	26.055	98	RYAN	39.082	29	98	RYAN	1:05.036	1:05.306	0.270
30	51	SHORROCK	26.486	51	SHORROCK	39.122	30	51	SHORROCK	1:05.608	1:05.907	0.299
31	69	HARLAND	26.552	69	HARLAND	39.259	31	69	HARLAND	1:05.811	1:05.811	0.000
32	26	FERGUSON	26.577	12	RENDELL	39.751	32	26	FERGUSON	1:06.830	1:06.891	0.061
33	29	MACKENZIE	27.185	26	FERGUSON	40.253	33	12	RENDELL	1:07.214	1:07.214	0.000
34	12	RENDELL	27.463	29	MACKENZIE	42.015	34	29	MACKENZIE	1:09.200	1:09.200	0.000
35	91	STANFORD	28.189	91	STANFORD	42.020	35	91	STANFORD	1:10.209	1:10.222	0.013
36	57	LOW	28.512	35	LODGE	43.563	36	57	LOW	1:12.293	1:12.652	0.359
37	35	LODGE	29.638	57	LOW	43.781	37	35	LODGE	1:13.201	1:13.262	0.061
Perfect lap										1:00.894		

Weather / Track : Sunny / Dry

Mallory Park
Circuit Length = 1.4100 miles
Start: 12:40 End: 13:01

MCRCB BULLETIN TK021

2010 SpeedyRetail.com British 125GP Championship & ACU Academy Cup FREE PRACTICE 2 - CLASSIFICATION

POS	NO	CL	NAME	ENTRY	TIME	ON	LAPS	GAP	DIFF	MPH
1	89	C	Fraser ROGERS	Honda - KRP / Racing Steps Foundations	1:00.276	16	19			84.21
2	13		Rob GUIVER	Honda - SP125 / Brockwell Engineering	1:00.339	13	15	0.063	0.063	84.12
3	1		James LODGE	Seel/Honda - RS Racing / Earnshaws M'cycle	1:00.892	12	15	0.616	0.553	83.36
4	44	C	Matthew DAVIES	Honda - SP125 / Fireplace Warehouse	1:00.905	18	18	0.629	0.013	83.34
5	46		Ross WALKER	Honda - Ross Walker Racing	1:00.924	16	16	0.648	0.019	83.31
6	28		Jon VINCENT	Honda - G R Formby Heavy Transport	1:01.257	17	17	0.981	0.333	82.86
7	7	C	Deane BROWN	Honda - Colin Appleyard / Macadam Racing	1:01.609	17	18	1.333	0.352	82.39
8	14	C	Lee JACKSON	Honda - Team Jackson Racing	1:01.898	19	19	1.622	0.289	82.00
9	6		William DUNLOP	Honda -	1:02.062	12	15	1.786	0.164	81.79
10	10		Peter SUTHERLAND	Honda - Team Repli-Cast UK Racing	1:02.071	6	16	1.795	0.009	81.77
11	4		Philip WAKEFIELD	Honda - PWR / Sandbach Scrap Metal	1:02.107	14	15	1.831	0.036	81.73
12	16		Shaun HORSMAN	Honda - Symitry IT	1:02.231	12	14	1.955	0.124	81.56
13	17	C	John McPHEE	Honda - KRP/Bradley Smith Racing	1:02.432	6	18	2.156	0.201	81.30
14	71	C	Andrew REID	Honda - Team Aztec GP	1:02.503	9	11	2.227	0.071	81.21
15	98	C	Wayne RYAN	Honda - KRP / Racing Steps Foundations	1:02.751	8	17	2.475	0.248	80.89
16	94	C	Sam HORNSEY	Honda - KRP / Bradley Smith Racing	1:02.783	13	18	2.507	0.032	80.85
17	3		James FORD	Honda - E3 Motorsport	1:02.920	15	15	2.644	0.137	80.67
18	9	C	Luca AGOSTINELLI	Honda - Grant Racing	1:03.133	11	18	2.857	0.213	80.40
19	24		Ben BARRETT	Honda - Lowerdale Autos / SP 125 Racing	1:03.476	13	15	3.200	0.343	79.96
20	74	C	Curtis WRIGHT	Honda - Banks Racing	1:03.566	18	18	3.290	0.090	79.85
21	51		Sam SHORROCK	Honda - Semms Fabrications	1:03.587	13	16	3.311	0.021	79.82
22	33	C	Gary WINFIELD	Honda - Oxford TAG Racing	1:03.640	14	14	3.364	0.053	79.76
23	76	C	Charlie KING	Honda - Phil Allen Racing	1:03.656	6	13	3.380	0.016	79.74
24	57		Simon LOW	Honda - Team Shop4bikers / Dutch-2-UK R'g	1:03.695	8	12	3.419	0.039	79.69
25	66	C	Kasey WYATT	Honda - Team Repli-Cast UK Racing	1:03.710	4	10	3.434	0.015	79.67
26	23		Jonathan LODGE	Honda - JJ Racing	1:03.733	15	15	3.457	0.023	79.64
27	11	C	Tom WEEDEN	Honda - Tom Weeden Racing	1:04.000	6	10	3.724	0.267	79.31
28	19		Michael HILL	Honda - TABOO Motorsport	1:04.163	5	16	3.887	0.163	79.11
29	27		Catherine GREEN	Honda - CG Racing	1:04.193	5	15	3.917	0.030	79.07
30	69	C	Joshua HARLAND	Honda - Josh Harland Racing	1:04.267	14	15	3.991	0.074	78.98
31	25		Neil DURHAM	Aprilia - Moto Strada	1:04.903	4	12	4.627	0.636	78.20
32	91		Ian STANFORD	Honda - I Stanford Racing	1:05.045	2	10	4.769	0.142	78.03
33	12		Edward RENDELL	Honda - Dutch-2-UK / Breadline Racing	1:05.176	1	1	4.900	0.131	77.88
34	22		Matthew PAULO	Honda - Grant Racing	1:05.237	4	4	4.961	0.061	77.80
35	26	C	Richard FERGUSON	Honda - Team Ferguson Racing	1:05.664	7	16	5.388	0.427	77.30

QUALIFYING LAPTIME (110% of 1:00.276) = 1:06.303

DNQ	29	C	Tarran MACKENZIE	Honda - Grant Racing / Alan Duffus M/CS	1:07.909	14	14	7.633	2.245	74.74
DNQ	35	C	Elliot LODGE	Honda - Spike Racing	1:08.519	5	7	8.243	0.610	74.08

Weather / Track : Sunny / Dry

Mallory Park
Circuit Length = 1.4100 miles
Start: 15:40 End: 16:01

MCRCB BULLETIN TK022

2010 SpeedyRetail.com British 125GP Championship & ACU Academy Cup

FREE PRACTICE 2 - SECTOR ANALYSIS

1	James LODGE					RS Racing / Earnshaws M'cycles					
1-	25.380	96.1	38.273	109.3	1:03.653	9-	25.229	96.3	37.401	109.8	1:02.630
2-	25.285	97.8	37.589	109.5	1:02.874	10-	24.502	97.7	36.788	110.2	1:01.290
3-	24.503	98.0	36.999	110.2	1:01.502	11-	24.834	97.0	36.791	109.7	1:01.625
4-	4:19.037	94.7	38.467	109.3	4:57.504	12-	24.326	97.8	36.566	110.2	1:00.892
5-	24.562	97.5	37.076	109.8	1:01.638	13-	26.213	93.1	37.599	108.6	1:03.812
6-	24.417	96.8	37.218	110.0	1:01.635	14-	24.626	96.6	37.399	110.2	1:02.025
7-	24.717	95.2	37.373	110.9	1:02.090	15-	24.747	96.6	37.896	107.9	1:02.643
8-	24.262	97.8	37.061	111.3	1:01.323						
3	James FORD					E3 Motorsport					
1-	25.592	94.8	40.109	108.1	1:05.701	9-	25.523	94.3	37.794	108.4	1:03.317
2-	25.765	95.7	39.423	107.5	1:05.188	10-	25.727	94.8	45.248	106.2	1:10.975
3-	25.461	94.8	37.955	107.9	1:03.416	11-	25.653	94.3	45.197	107.4	1:10.850
4-	3:31.096	94.1	40.067	107.4	4:11.163	12-	25.513	94.4	38.298	106.0	1:03.811
5-	25.391	95.1	37.967	107.9	1:03.358	13-	29.969	84.1	39.673	107.4	1:09.642
6-	25.810	94.5	37.890	108.2	1:03.700	14-	25.330	94.8	37.827	108.2	1:03.157
7-	25.827	95.2	38.236	108.1	1:04.063	15-	25.088	95.6	37.832	108.2	1:02.920
8-	25.274	94.8	38.037	107.9	1:03.311						
4	Philip WAKEFIELD					PWR / Sandbach Scrap Metal					
1-	25.946	93.6	37.940	106.7	1:03.886	9-	24.951	93.6	37.884	108.1	1:02.835
2-	25.035	94.9	37.622	107.7	1:02.657	10-	4:26.481	89.6	39.769	105.5	5:06.250
3-	24.835	96.0	37.710	109.3	1:02.545	11-	25.347	94.1	37.414	106.2	1:02.761
4-	25.678	95.6	39.040	108.2	1:04.718	12-	25.131	94.3	37.350	106.5	1:02.481
5-	24.942	95.3	37.773	107.0	1:02.715	13-	24.919	93.3	37.418	106.2	1:02.337
6-	24.989	95.9	37.510	106.7	1:02.499	14-	24.777	94.4	37.330	106.5	1:02.107
7-	25.033	97.3	37.783	106.9	1:02.816	15-	24.802	94.9	38.018	106.9	1:02.820
8-	25.098	94.7	37.836	106.0	1:02.934						
6	William DUNLOP										
1-	27.154	92.6	40.117	106.5	1:07.271	9-	26.447	92.1	38.388	108.9	1:04.835
2-	26.390	94.9	38.865	107.5	1:05.255	10-	26.855	91.6	38.343	108.1	1:05.198
3-	25.440	96.0	37.664	108.8	1:03.104	11-	25.266	95.6	37.222	107.9	1:02.488
4-	25.598	96.1	37.808	108.2	1:03.406	12-	24.024	97.0	38.038	107.5	1:02.062
5-	25.251	97.7	37.845	107.2	1:03.096	13-	25.254	96.0	38.363	107.9	1:03.617
6-	24.355	96.4	37.966	107.4	1:02.321	14-	24.910	95.9	37.417	108.6	1:02.327
7-	3:49.616	90.0	40.529	106.2	4:30.145	15-	25.071	96.0	37.645	107.5	1:02.716
8-	25.162	96.0	37.594	107.4	1:02.756						
7	Deane BROWN					C Colin Appleyard / Macadam Racing					
1-	27.874	88.7	40.704	106.9	1:08.578	10-	24.818	97.5	37.044	110.4	1:01.862
2-	26.695	96.8	38.002	109.7	1:04.697	11-	24.668	98.1	37.405	111.8	1:02.073
3-	25.202	98.5	37.697	110.2	1:02.899	12-	25.289	97.8	37.560	110.0	1:02.849
4-	25.676	95.9	37.592	110.4	1:03.268	13-	25.020	97.0	37.179	111.1	1:02.199
5-	25.444	97.3	37.941	109.5	1:03.385	14-	24.689	98.1	37.093	110.9	1:01.782
6-	25.164	97.5	37.341	110.2	1:02.505	15-	24.406	96.1	37.691	110.6	1:02.097
7-	25.261	97.7	37.470	110.2	1:02.731	16-	25.054	97.7	37.008	109.8	1:02.062
8-	24.940	96.6	37.571	109.5	1:02.511	17-	24.682	97.7	36.927	111.8	1:01.609
9-	24.894	96.8	37.762	110.2	1:02.656	18-	25.501	99.0	38.839	106.9	1:04.340
9	Luca AGOSTINELLI					C Grant Racing					
1-	28.722	91.6	40.921	104.9	1:09.643	10-	26.334	82.3	39.962	104.7	1:06.296
2-	26.754	92.7	41.169	104.4	1:07.923	11-	25.173	93.2	37.960	103.9	1:03.133
3-	27.218	93.6	39.875	104.4	1:07.093	12-	27.277	91.6	39.239	103.7	1:06.516
4-	26.527	93.9	39.245	104.5	1:05.772	13-	25.742	92.6	38.578	103.2	1:04.320
5-	25.767	93.2	38.822	104.9	1:04.589	14-	25.713	91.2	38.326	104.5	1:04.039
6-	25.905	94.1	38.554	104.7	1:04.459	15-	25.861	93.5	38.455	103.7	1:04.316
7-	25.969	93.3	38.618	105.8	1:04.587	16-	25.794	92.3	38.347	103.7	1:04.141
8-	26.066	92.9	38.213	104.0	1:04.279	17-	25.664	92.9	38.370	104.4	1:04.034
9-	25.633	91.7	38.415	104.0	1:04.048	18-	25.574	92.3	38.326	102.5	1:03.900

Weather / Track : Sunny / Dry

Mallory Park
Circuit Length = 1.4100 miles
Start: 15:40 End: 16:01

MCRCB BULLETIN TK022

2010 SpeedyRetail.com British 125GP Championship & ACU Academy Cup

FREE PRACTICE 2 - SECTOR ANALYSIS

10	Peter SUTHERLAND				Team Repli-Cast UK Racing						
1-	25.893	97.8	40.586	109.8	1:06.479	9-	25.002	97.5	37.940	109.5	1:02.942
2-	25.383	98.3	40.294	109.3	1:05.677	10-	25.673	97.3	37.965	110.7	1:03.638
3-	25.193	96.1	37.741	109.3	1:02.934	11-	25.221	97.1	37.461	111.5	1:02.682
4-	25.382	96.1	38.235	108.4	1:03.617	12-	25.166	97.7	38.127	109.3	1:03.293
5-	25.065	96.6	38.245	107.5	1:03.310	13-	25.093	98.4	37.569	110.6	1:02.662
6-	24.970	97.3	37.101	109.7	1:02.071	14-	25.375	98.5	38.516	109.1	1:03.891
7-	25.558	96.4	38.039	108.9	1:03.597	15-	25.154	94.1	37.490	109.3	1:02.644
8-	2:19.661	90.8	39.835	108.1	2:59.496	16-	25.034	95.2	37.598	109.3	1:02.632
11	Tom WEEDEN				C Tom Weeden Racing						
1-	29.195	77.1	44.693	96.0	1:13.888	6-	25.756	94.0	38.244	106.3	1:04.000
2-	27.588	86.1	41.496	97.4	1:09.084	7-	26.114	94.3	38.735	106.2	1:04.849
3-	26.772	92.4	39.731	102.0	1:06.503	8-	26.170	94.5	38.962	107.0	1:05.132
4-	26.750	92.7	39.399	104.2	1:06.149	9-	32.516	78.5	38.835	104.9	1:11.351
5-	25.525	94.5	38.524	105.8	1:04.049	10-	26.203	92.6	38.191	104.5	1:04.394
12	Edward RENDELL				Dutch-2-UK / Breadline Racing						
1-	26.429	83.6	38.747	107.5	1:05.176						
13	Rob GUIVER				SP125 / Brockwell Engineering						
1-	25.928	97.0	38.552	110.4	1:04.480	9-	3:40.406	86.0	43.697	108.6	4:24.103
2-	25.331	96.1	36.909	109.8	1:02.240	10-	24.842	95.9	36.592	108.9	1:01.434
3-	25.408	95.6	36.792	110.0	1:02.200	11-	24.433	96.7	36.814	110.0	1:01.247
4-	24.305	98.5	37.175	110.6	1:01.480	12-	24.563	97.8	37.057	108.6	1:01.620
5-	25.421	96.0	36.487	108.1	1:01.908	13-	24.097	97.3	36.242	110.0	1:00.339
6-	24.257	97.4	36.461	109.3	1:00.718	14-	24.858	96.8	36.615	106.2	1:01.473
7-	24.679	98.8	36.242	109.5	1:00.921	15-	24.725	97.0	37.881	106.0	1:02.606
8-	24.448	97.1	37.248	109.8	1:01.696						
14	Lee JACKSON				C Team Jackson Racing						
1-	26.072	96.7	38.398	108.8	1:04.470	11-	24.932	95.7	37.718	107.9	1:02.650
2-	25.461	95.7	38.091	108.6	1:03.552	12-	25.040	95.9	37.899	107.7	1:02.939
3-	25.190	96.1	37.809	108.8	1:02.999	13-	25.572	96.1	37.581	109.1	1:03.153
4-	26.129	92.9	37.690	107.5	1:03.819	14-	24.992	94.7	37.239	107.0	1:02.231
5-	24.832	94.7	37.438	106.9	1:02.270	15-	24.871	94.8	37.372	106.3	1:02.243
6-	24.757	97.1	37.397	107.7	1:02.154	16-	24.815	96.4	37.171	107.7	1:01.986
7-	25.143	96.0	37.885	109.3	1:03.028	17-	24.898	95.5	37.470	107.2	1:02.368
8-	24.953	94.4	37.620	106.7	1:02.573	18-	24.819	95.2	37.137	107.4	1:01.956
9-	24.971	94.4	37.831	107.9	1:02.802	19-	24.816	95.7	37.082	108.1	1:01.898
10-	24.855	95.3	37.354	107.7	1:02.209						
16	Shaun HORSMAN				Symity IT						
1-	26.387	94.5	39.634	108.2	1:06.021	8-	4:19.815	88.2	41.700	104.4	5:01.515
2-	25.395	95.9	38.382	109.3	1:03.777	9-	26.000	96.3	38.715	108.8	1:04.715
3-	25.276	97.4	38.890	109.3	1:04.166	10-	26.159	94.4	38.600	108.2	1:04.759
4-	26.306	96.8	38.263	109.7	1:04.569	11-	25.516	95.9	37.870	108.4	1:03.386
5-	25.308	96.6	38.260	108.4	1:03.568	12-	24.781	96.4	37.450	109.5	1:02.231
6-	24.901	96.1	37.795	108.2	1:02.696	13-	25.066	97.0	38.978	108.6	1:04.044
7-	25.529	94.4	37.950	108.1	1:03.479	14-	25.103	97.1	38.172	108.8	1:03.275
17	John McPHEE				C KRP/Bradley Smith Racing						
1-	26.062	97.7	38.538	109.1	1:04.600	10-	25.260	96.8	38.084	109.1	1:03.344
2-	25.283	98.1	38.278	109.7	1:03.561	11-	25.799	97.4	38.584	109.7	1:04.383
3-	25.803	97.4	38.044	110.2	1:03.847	12-	26.672	95.2	37.875	109.1	1:04.547
4-	25.541	98.1	38.528	109.8	1:04.069	13-	25.217	96.0	38.264	110.4	1:03.481
5-	25.250	96.6	38.019	108.9	1:03.269	14-	24.963	97.4	42.771	108.9	1:07.734
6-	24.795	98.5	37.637	109.1	1:02.432	15-	25.079	98.4	38.913	109.8	1:03.992
7-	25.132	97.8	38.357	110.7	1:03.489	16-	25.316	98.7	40.037	108.6	1:05.353
8-	24.898	99.3	38.241	109.8	1:03.139	17-	25.178	97.4	39.851	104.7	1:05.029
9-	25.361	95.6	38.010	109.8	1:03.371	18-	28.445	82.2	42.457	107.2	1:10.902

Weather / Track : Sunny / Dry

Mallory Park
Circuit Length = 1.4100 miles
Start: 15:40 End: 16:01

MCRCB BULLETIN TK022

2010 SpeedyRetail.com British 125GP Championship & ACU Academy Cup

FREE PRACTICE 2 - SECTOR ANALYSIS

19	Michael HILL		TABOO Motorsport								
1-	27.263	95.5	42.655	107.0	1:09.918	9-	26.863	82.0	44.424	92.7	1:11.287
2-	26.390	94.9	39.728	107.7	1:06.118	10-	31.694	86.3	42.801	107.5	1:14.495
3-	26.727	95.2	39.080	108.4	1:05.807	11-	26.835	82.8	45.563	105.8	1:12.398
4-	26.231	94.5	38.762	108.4	1:04.993	12-	26.317	93.7	38.217	108.1	1:04.534
5-	25.793	94.4	38.370	106.5	1:04.163	13-	26.008	94.1	38.553	108.1	1:04.561
6-	26.231	92.7	38.422	106.0	1:04.653	14-	25.743	94.9	38.550	106.5	1:04.293
7-	26.083	94.1	38.285	106.5	1:04.368	15-	25.824	93.2	39.776	106.9	1:05.600
8-	26.071	92.9	38.358	105.8	1:04.429	16-	30.580	73.4	45.853	91.7	1:16.433
22	Matthew PAULO		Grant Racing								
1-	27.645	90.8	41.198	104.7	1:08.843	3-	27.246	90.7	39.693	104.4	1:06.939
2-	26.270	93.3	41.648	105.2	1:07.918	4-	25.906	93.1	39.331	102.6	1:05.237
23	Jonathan LODGE		JJ Racing								
1-	26.832	92.9	38.894	104.0	1:05.726	9-	26.357	90.7	39.381	102.8	1:05.738
2-	25.859	92.7	38.644	103.6	1:04.503	10-	26.115	91.6	38.855	102.1	1:04.970
3-	26.734	91.1	39.151	103.1	1:05.885	11-	26.067	93.2	38.441	105.2	1:04.508
4-	26.134	90.0	38.516	103.2	1:04.650	12-	3:58.286	91.1	39.246	102.8	4:37.532
5-	26.033	91.6	38.440	101.7	1:04.473	13-	25.890	92.3	38.327	103.6	1:04.217
6-	25.903	91.3	38.717	102.8	1:04.620	14-	25.589	92.2	38.488	103.7	1:04.077
7-	26.160	92.3	38.508	102.6	1:04.668	15-	25.619	92.7	38.114	104.0	1:03.733
8-	25.822	91.8	38.648	102.1	1:04.470						
24	Ben BARRETT		Lowerdale Autos / SP 125 Racing								
1-	28.651	93.3	39.339	107.7	1:07.990	9-	25.578	94.5	39.779	105.0	1:05.357
2-	25.992	94.9	38.053	106.9	1:04.045	10-	25.790	93.9	38.324	106.0	1:04.114
3-	25.618	94.4	38.496	106.9	1:04.114	11-	25.714	93.1	38.165	106.0	1:03.879
4-	26.328	93.7	38.561	106.5	1:04.889	12-	25.684	93.1	38.015	106.3	1:03.699
5-	3:05.976	84.0	39.467	106.0	3:45.443	13-	25.557	94.3	37.919	106.5	1:03.476
6-	25.987	92.4	37.990	106.0	1:03.977	14-	25.712	93.3	38.924	106.3	1:04.636
7-	25.717	92.9	38.390	106.9	1:04.107	15-	25.563	94.5	37.927	106.5	1:03.490
8-	26.119	93.3	38.322	105.8	1:04.441						
25	Neil DURHAM		Moto Strada								
1-	27.006	93.1	40.205	105.8	1:07.211	7-	26.671	93.3	38.996	106.9	1:05.667
2-	26.546	94.4	39.028	106.7	1:05.574	8-	26.384	92.4	39.289	106.9	1:05.673
3-	26.355	93.9	39.145	107.2	1:05.500	9-	26.370	92.8	39.235	106.7	1:05.605
4-	25.703	93.5	39.200	104.7	1:04.903	10-	26.317	92.8	38.757	107.4	1:05.074
5-	26.785	93.9	39.167	106.0	1:05.952	11-	26.470	92.8	38.871	106.0	1:05.341
6-	3:04.542	88.7	40.429	106.0	3:44.971	12-	25.845	94.0	39.585	106.3	1:05.430
26	Richard FERGUSON		C Team Ferguson Racing								
1-	28.607	94.3	41.293	106.0	1:09.900	9-	26.283	93.7	40.107	103.7	1:06.390
2-	27.042	94.0	41.345	104.2	1:08.387	10-	26.714	93.2	41.125	104.4	1:07.839
3-	28.419	94.5	40.370	107.0	1:08.789	11-	26.374	94.0	39.509	102.9	1:05.883
4-	26.377	95.2	40.570	105.5	1:06.947	12-	2:02.785	92.8	40.570	101.4	2:43.355
5-	26.897	94.7	40.219	101.8	1:07.116	13-	26.526	94.1	39.280	104.4	1:05.806
6-	26.495	95.3	39.554	105.7	1:06.049	14-	26.629	94.0	41.843	106.2	1:08.472
7-	26.404	94.7	39.260	104.7	1:05.664	15-	26.385	93.6	39.989	106.3	1:06.374
8-	26.256	94.0	40.329	104.4	1:06.585	16-	26.587	94.5	39.505	105.7	1:06.092
27	Catherine GREEN		CG Racing								
1-	26.342	94.1	39.218	108.1	1:05.560	9-	26.996	93.6	41.254	102.8	1:08.250
2-	26.317	95.7	39.073	108.2	1:05.390	10-	26.607	95.5	39.150	108.1	1:05.757
3-	25.944	95.7	38.331	108.9	1:04.275	11-	25.992	94.8	38.626	108.1	1:04.618
4-	25.728	96.0	38.933	108.8	1:04.661	12-	25.798	94.9	39.766	107.4	1:05.564
5-	25.721	96.1	38.472	107.5	1:04.193	13-	25.849	95.2	38.377	108.4	1:04.226
6-	25.734	95.7	38.551	108.4	1:04.285	14-	25.794	94.5	38.589	107.9	1:04.383
7-	2:23.173	93.5	40.020	108.2	3:03.193	15-	26.240	96.0	39.278	109.1	1:05.518
8-	25.871	91.7	38.930	107.4	1:04.801						

Weather / Track : Sunny / Dry

Mallory Park
Circuit Length = 1.4100 miles
Start: 15:40 End: 16:01

2010 SpeedyRetail.com British 125GP Championship & ACU Academy Cup

FREE PRACTICE 2 - SECTOR ANALYSIS

28	Jon VINCENT		G R Formby Heavy Transport								
1-	30.486	71.5	43.608	90.9	1:14.094	10-	26.060	88.3	38.392	102.8	1:04.452
2-	28.330	73.3	42.372	92.7	1:10.702	11-	25.691	92.6	38.738	105.5	1:04.429
3-	27.646	82.7	41.119	94.9	1:08.765	12-	25.673	95.6	37.053	108.4	1:02.726
4-	27.534	83.0	40.730	94.6	1:08.264	13-	25.310	96.6	36.987	109.7	1:02.297
5-	26.953	86.6	40.587	96.6	1:07.540	14-	25.118	95.3	36.890	109.3	1:02.008
6-	26.854	86.0	41.896	93.1	1:08.750	15-	24.763	98.1	38.782	109.8	1:03.545
7-	28.323	75.3	43.053	91.8	1:11.376	16-	24.833	98.4	37.856	109.1	1:02.689
8-	27.975	83.9	39.903	97.5	1:07.878	17-	24.739	96.8	36.518	111.7	1:01.257
9-	28.136	73.0	40.400	100.3	1:08.536						
29	Tarran MACKENZIE		C Grant Racing / Alan Duffus M/CS								
1-	28.021	90.4	42.634	104.0	1:10.655	8-	31.393	81.8	42.190	104.0	1:13.583
2-	27.147	92.7	41.565	104.4	1:08.712	9-	27.518	93.1	41.667	101.4	1:09.185
3-	27.005	93.6	41.426	102.8	1:08.431	10-	27.244	90.8	41.839	101.4	1:09.083
4-	26.995	93.5	41.403	103.4	1:08.398	11-	27.171	92.2	41.288	102.8	1:08.459
5-	27.425	91.2	42.352	103.6	1:09.777	12-	27.281	91.9	41.530	103.1	1:08.811
6-	3:01.706	89.0	43.843	99.6	3:45.549	13-	27.159	92.3	41.758	103.4	1:08.917
7-	28.429	92.3	42.226	102.5	1:10.655	14-	26.845	92.6	41.064	103.7	1:07.909
33	Gary WINFIELD		C Oxford TAG Racing								
1-	26.171	95.5	38.987	105.7	1:05.158	8-	25.695	94.7	38.472	105.5	1:04.167
2-	26.036	94.7	38.779	106.2	1:04.815	9-	26.024	93.2	38.788	104.7	1:04.812
3-	25.634	94.1	38.741	107.0	1:04.375	10-	26.883	89.4	38.606	105.2	1:05.489
4-	2:19.745	93.7	39.057	106.0	2:58.802	11-	2:49.529	92.3	38.840	104.0	3:28.369
5-	25.630	94.5	38.312	105.8	1:03.942	12-	25.712	92.9	43.796	105.0	1:09.508
6-	25.610	94.3	38.498	105.8	1:04.108	13-	25.499	93.6	38.603	104.9	1:04.102
7-	25.405	93.1	38.507	105.3	1:03.912	14-	25.546	94.0	38.094	104.7	1:03.640
35	Elliot LODGE		C Spike Racing								
1-	29.907	79.1	44.658	91.8	1:14.565	5-	27.324	88.7	41.195	96.7	1:08.519
2-	28.978	79.9	43.691	92.9	1:12.669	6-	27.272	89.0	41.320	98.0	1:08.592
3-	28.695	80.9	43.307	90.2	1:12.002	7-	26.910	87.4	43.016	90.1	1:09.926
4-	27.795	87.6	42.264	98.0	1:10.059						
44	Matthew DAVIES		C SP125 / Fireplace Warehouse								
1-	26.223	94.5	38.532	107.9	1:04.755	10-	24.678	97.0	38.000	109.3	1:02.678
2-	25.829	94.8	37.909	109.1	1:03.738	11-	24.747	97.3	36.979	109.1	1:01.726
3-	25.323	94.7	37.415	109.1	1:02.738	12-	26.490	94.0	37.571	109.1	1:04.061
4-	25.980	95.7	42.304	108.2	1:08.284	13-	25.410	96.0	37.090	109.1	1:02.500
5-	25.622	96.1	37.012	110.2	1:02.634	14-	25.442	94.5	37.422	107.5	1:02.864
6-	24.871	96.4	37.264	109.7	1:02.135	15-	25.036	97.0	37.949	109.5	1:02.985
7-	24.802	96.3	37.430	109.7	1:02.232	16-	24.864	97.7	37.133	109.7	1:01.997
8-	24.923	95.1	36.995	109.5	1:01.918	17-	24.796	96.4	36.786	111.3	1:01.582
9-	24.772	96.4	37.322	109.8	1:02.094	18-	24.492	97.8	36.413	111.7	1:00.905
46	Ross WALKER		Ross Walker Racing								
1-	25.080	97.0	37.646	108.1	1:02.726	9-	24.468	95.7	37.087	107.2	1:01.555
2-	25.123	96.4	37.262	108.9	1:02.385	10-	24.589	94.0	39.253	107.5	1:03.842
3-	25.010	95.6	37.244	107.5	1:02.254	11-	25.110	95.1	38.553	99.9	1:03.663
4-	24.632	95.2	36.807	107.9	1:01.439	12-	3:05.389	81.6	39.161	107.2	3:44.550
5-	24.437	95.7	36.831	107.9	1:01.268	13-	25.238	95.2	38.274	108.4	1:03.512
6-	25.290	96.7	37.531	106.7	1:02.821	14-	25.134	96.0	37.491	107.2	1:02.625
7-	24.512	96.1	37.204	106.7	1:01.716	15-	24.544	94.9	36.696	107.9	1:01.240
8-	24.376	96.1	37.496	108.4	1:01.872	16-	24.323	95.2	36.601	107.5	1:00.924
51	Sam SHORROCK		Semms Fabrications								
1-	26.491	96.6	38.997	108.8	1:05.488	9-	2:45.357	93.1	39.978	106.2	3:25.335
2-	25.879	96.7	39.205	107.0	1:05.084	10-	26.278	94.4	38.435	107.7	1:04.713
3-	25.749	96.4	39.330	107.2	1:05.079	11-	25.957	95.3	38.244	106.3	1:04.201
4-	26.169	95.1	38.664	107.4	1:04.833	12-	25.916	94.7	38.536	107.0	1:04.452
5-	26.048	96.8	38.987	106.9	1:05.035	13-	25.648	95.2	37.939	107.4	1:03.587

Weather / Track : Sunny / Dry

Mallory Park
Circuit Length = 1.4100 miles
Start: 15:40 End: 16:01

MCRCB BULLETIN TK022

2010 SpeedyRetail.com British 125GP Championship & ACU Academy Cup

FREE PRACTICE 2 - SECTOR ANALYSIS

6-	25.850	95.3	38.396	106.7	1:04.246	14-	26.349	94.5	38.931	105.5	1:05.280
7-	26.268	95.9	38.812	107.0	1:05.080	15-	25.752	95.1	38.373	107.2	1:04.125
8-	25.882	95.5	38.735	106.3	1:04.617	16-	25.530	96.7	38.387	106.7	1:03.917
57	Simon LOW			Team Shop4bikers / Dutch-2-UK R'g							
1-	2:43.873	90.9	40.140	104.7	3:24.013	7-	25.710	93.6	38.676	105.8	1:04.386
2-	26.802	93.5	39.610	104.7	1:06.412	8-	24.551	95.7	39.144	105.5	1:03.695
3-	26.797	94.0	39.249	106.0	1:06.046	9-	24.770	96.0	38.957	105.5	1:03.727
4-	25.719	94.4	39.199	106.5	1:04.918	10-	25.795	92.9	39.052	106.0	1:04.847
5-	2:08.670	94.9	39.317	106.5	2:47.987	11-	25.689	93.6	39.457	105.8	1:05.146
6-	25.738	93.3	38.747	106.7	1:04.485	12-	25.522	93.5	38.469	106.0	1:03.991
66	Kasey WYATT			C Team Repli-Cast UK Racing							
1-	26.772	97.0	39.138	107.7	1:05.910	6-	2:32.339	89.4	44.956	103.6	3:17.295
2-	25.637	95.6	38.644	108.8	1:04.281	7-	30.017	61.6	49.733	104.0	1:19.750
3-	25.565	96.1	38.401	107.5	1:03.966	8-	26.942	91.2	40.554	105.0	1:07.496
4-	25.590	94.7	38.120	108.6	1:03.710	9-	26.933	82.1	46.039	105.0	1:12.972
5-	4:52.734	51.1	57.522	95.6	5:50.256	10-	2:07.797	72.6	43.842	101.5	2:51.639
69	Joshua HARLAND			C Josh Harland Racing							
1-	28.325	92.6	40.996	105.7	1:09.321	9-	26.631	93.7	40.617	104.5	1:07.248
2-	26.668	94.9	41.438	106.2	1:08.106	10-	27.612	91.8	39.362	106.0	1:06.974
3-	26.927	96.7	39.153	105.8	1:06.080	11-	26.106	94.9	39.534	104.2	1:05.640
4-	26.371	94.5	39.075	104.9	1:05.446	12-	26.326	94.3	38.680	104.9	1:05.006
5-	26.223	95.3	38.768	105.5	1:04.991	13-	25.985	93.9	38.581	106.7	1:04.566
6-	26.052	95.2	38.537	105.3	1:04.589	14-	25.620	95.3	38.647	104.7	1:04.267
7-	26.035	94.9	38.738	105.2	1:04.773	15-	25.941	95.3	39.715	104.9	1:05.656
8-	2:57.144	94.4	41.094	103.1	3:38.238						
71	Andrew REID			C Team Aztec GP							
1-	26.244	93.6	40.017	106.0	1:06.261	7-	25.886	93.1	37.919	105.5	1:03.805
2-	25.643	93.6	40.154	107.5	1:05.797	8-	25.370	94.3	37.555	105.3	1:02.925
3-	26.307	93.1	38.086	105.5	1:04.393	9-	25.163	93.7	37.340	106.5	1:02.503
4-	25.652	93.9	38.255	106.0	1:03.907	10-	25.792	92.8	37.680	107.4	1:03.472
5-	25.375	93.6	37.797	104.4	1:03.172	11-	25.490	94.7	38.526	108.4	1:04.016
6-	28.499	89.4	38.567	105.7	1:07.066						
74	Curtis WRIGHT			C Banks Racing							
1-	27.742	94.0	39.566	107.5	1:07.308	10-	26.028	92.8	38.876	106.3	1:04.904
2-	27.281	91.6	39.287	107.4	1:06.568	11-	26.092	93.5	38.694	106.7	1:04.786
3-	26.267	92.9	40.223	107.9	1:06.490	12-	26.203	91.1	38.719	107.0	1:04.922
4-	26.148	93.7	38.742	107.2	1:04.890	13-	26.007	92.1	38.493	106.2	1:04.500
5-	25.963	94.0	38.381	107.4	1:04.344	14-	26.250	91.9	38.447	107.2	1:04.697
6-	25.916	93.5	38.543	106.7	1:04.459	15-	25.877	92.7	38.061	107.2	1:03.938
7-	25.901	93.5	38.537	107.4	1:04.438	16-	26.043	93.2	38.642	107.0	1:04.685
8-	25.691	94.3	38.339	106.5	1:04.030	17-	25.907	91.4	39.848	105.5	1:05.755
9-	26.625	92.8	38.750	107.0	1:05.375	18-	25.634	93.5	37.932	106.7	1:03.566
76	Charlie KING			C Phil Allen Racing							
1-	26.825	93.5	39.550	104.5	1:06.375	8-	25.621	92.6	38.125	104.2	1:03.746
2-	25.981	94.1	38.566	105.3	1:04.547	9-	26.693	90.8	39.030	104.7	1:05.723
3-	25.721	92.9	38.359	106.5	1:04.080	10-	26.468	90.3	42.186	104.5	1:08.654
4-	26.368	90.3	39.364	104.7	1:05.732	11-	26.496	93.3	39.441	106.2	1:05.937
5-	25.792	93.3	38.257	103.9	1:04.049	12-	2:37.647	89.4	41.239	102.1	3:18.886
6-	25.472	93.6	38.184	105.2	1:03.656	13-	27.014	84.3	44.199	103.9	1:11.213
7-	26.240	93.2	40.652	104.2	1:06.892						
89	Fraser ROGERS			C KRP / Racing Steps Foundations							
1-	25.402	99.6	37.987	111.3	1:03.389	11-	24.910	97.0	38.925	110.4	1:03.835
2-	25.371	98.1	36.867	111.1	1:02.238	12-	24.452	98.3	36.622	111.3	1:01.074
3-	24.625	99.0	37.088	110.4	1:01.713	13-	24.847	98.0	36.759	110.7	1:01.606
4-	24.817	98.4	36.852	111.5	1:01.669	14-	24.453	98.0	36.843	110.6	1:01.296
5-	24.739	99.1	37.827	111.7	1:02.566	15-	24.444	98.8	36.959	111.1	1:01.403

Weather / Track : Sunny / Dry

Mallory Park
Circuit Length = 1.4100 miles
Start: 15:40 End: 16:01

MCRCB BULLETIN TK022

2010 SpeedyRetail.com British 125GP Championship & ACU Academy Cup

FREE PRACTICE 2 - SECTOR ANALYSIS

6-	24.845	99.1	36.905	110.4	1:01.750	16-	23.661	100.2	36.615	111.7	1:00.276
7-	24.504	99.0	37.598	110.4	1:02.102	17-	25.103	98.3	37.476	110.9	1:02.579
8-	24.354	98.8	37.193	110.4	1:01.547	18-	24.605	98.0	37.612	112.2	1:02.217
9-	24.364	98.5	36.875	110.9	1:01.239	19-	24.234	98.5	36.415	111.7	1:00.649
10-	25.039	97.3	36.966	111.3	1:02.005						
91	Ian STANFORD					I Stanford Racing					
1-	26.459	93.1	39.351	104.9	1:05.810	6-	5:00.903	90.7	43.774	98.8	5:44.677
2-	26.048	94.3	38.997	108.1	1:05.045	7-	27.644	90.4	40.272	104.0	1:07.916
3-	26.603	94.1	38.843	105.8	1:05.446	8-	26.561	92.6	39.278	104.4	1:05.839
4-	1:57.753	91.1	39.680	103.9	2:37.433	9-	26.581	92.4	40.227	105.3	1:06.808
5-	26.459	93.6	39.388	103.6	1:05.847	10-	29.222	84.5	42.344	104.0	1:11.566
94	Sam HORNSEY					C KRP / Bradley Smith Racing					
1-	26.725	93.5	38.911	107.4	1:05.636	10-	26.217	91.2	38.764	107.0	1:04.981
2-	25.787	96.3	38.754	107.4	1:04.541	11-	25.181	95.5	37.911	107.4	1:03.092
3-	25.515	95.6	38.319	107.5	1:03.834	12-	25.261	95.9	38.324	107.9	1:03.585
4-	25.292	96.3	38.048	107.2	1:03.340	13-	25.306	95.9	37.477	108.6	1:02.783
5-	25.495	95.5	37.847	106.5	1:03.342	14-	25.278	94.7	38.191	107.2	1:03.469
6-	25.327	96.4	37.981	107.2	1:03.308	15-	25.580	95.9	38.024	107.5	1:03.604
7-	25.241	96.8	37.601	107.7	1:02.842	16-	25.261	96.1	38.520	108.6	1:03.781
8-	25.299	95.6	38.259	107.4	1:03.558	17-	25.216	95.6	39.677	107.2	1:04.893
9-	26.656	93.1	38.921	107.2	1:05.577	18-	25.095	96.4	37.992	106.9	1:03.087
98	Wayne RYAN					C KRP / Racing Steps Foundations					
1-	25.555	98.8	38.907	110.0	1:04.462	10-	25.269	96.8	38.435	110.0	1:03.704
2-	25.688	99.0	38.594	109.1	1:04.282	11-	25.292	98.0	38.029	110.9	1:03.321
3-	25.417	97.8	38.374	110.4	1:03.791	12-	25.606	97.7	38.772	111.3	1:04.378
4-	26.444	94.8	38.781	111.1	1:05.225	13-	25.903	94.0	38.677	110.6	1:04.580
5-	25.176	99.0	38.664	110.6	1:03.840	14-	25.146	97.4	39.603	109.5	1:04.749
6-	25.091	98.8	37.991	109.8	1:03.082	15-	25.041	99.6	39.001	109.7	1:04.042
7-	25.421	98.3	38.062	109.3	1:03.483	16-	25.424	97.7	38.915	111.8	1:04.339
8-	24.948	98.5	37.803	110.7	1:02.751	17-	25.362	99.4	38.734	110.7	1:04.096
9-	25.758	97.1	38.682	109.8	1:04.440						

Weather / Track : Sunny / Dry

Mallory Park
Circuit Length = 1.4100 miles
Start: 15:40 End: 16:01

MCRCB BULLETIN TK023

2010 SpeedyRetail.com British 125GP Championship & ACU Academy Cup

FREE PRACTICE 2 - SPEED TRAPS

SECTOR 1				SECTOR 2			FINISH LINE			
POS	NO	NAME	MPH	NO	NAME	MPH	NO	NAME	MPH	
1	89	Fraser ROGERS	100.2				89	Fraser ROGERS	112.2	
2	98	Wayne RYAN	99.6				7	Deane BROWN	111.8	
3	17	John McPHEE	99.3				98	Wayne RYAN	111.8	
4	7	Deane BROWN	99.0				28	Jon VINCENT	111.7	
5	13	Rob GUIVER	98.8				44	Matthew DAVIES	111.7	
6	1	James LODGE	98.7				10	Peter SUTHERLAND	111.5	
7	10	Peter SUTHERLAND	98.5				1	James LODGE	111.3	
8	28	Jon VINCENT	98.4				17	John McPHEE	110.7	
9	44	Matthew DAVIES	97.8				13	Rob GUIVER	110.6	
10	6	William DUNLOP	97.7				16	Shaun HORSMAN	109.7	
11	16	Shaun HORSMAN	97.4				4	Philip WAKEFIELD	109.3	
12	4	Philip WAKEFIELD	97.3				14	Lee JACKSON	109.3	
13	14	Lee JACKSON	97.1				27	Catherine GREEN	109.1	
14	46	Ross WALKER	97.0				6	William DUNLOP	108.9	
15	66	Kasey WYATT	97.0				46	Ross WALKER	108.9	
16	51	Sam SHORROCK	96.8				51	Sam SHORROCK	108.8	
17	94	Sam HORNSEY	96.8				66	Kasey WYATT	108.8	
18	69	Joshua HARLAND	96.7				94	Sam HORNSEY	108.6	
19	27	Catherine GREEN	96.1				3	James FORD	108.4	
20	57	Simon LOW	96.0				19	Michael HILL	108.4	
21	3	James FORD	95.7				71	Andrew REID	108.4	
22	19	Michael HILL	95.5				91	Ian STANFORD	108.1	
23	33	Gary WINFIELD	95.5				74	Curtis WRIGHT	107.9	
24	26	Richard FERGUSON	95.3				24	Ben BARRETT	107.7	
25	24	Ben BARRETT	94.9				12	Edward RENDELL	107.5	
26	71	Andrew REID	94.7				25	Neil DURHAM	107.4	
27	11	Tom WEEDEN	94.5				11	Tom WEEDEN	107.0	
28	12	Edward RENDELL	94.4				26	Richard FERGUSON	107.0	
29	25	Neil DURHAM	94.4				33	Gary WINFIELD	107.0	
30	74	Curtis WRIGHT	94.3				57	Simon LOW	106.7	
31	91	Ian STANFORD	94.3				69	Joshua HARLAND	106.7	
32	9	Luca AGOSTINELLI	94.1				76	Charlie KING	106.5	
33	76	Charlie KING	94.1				9	Luca AGOSTINELLI	105.8	
34	29	Tarran MACKENZIE	93.6				22	Matthew PAULO	105.2	
35	22	Matthew PAULO	93.3				23	Jonathan LODGE	105.2	
36	23	Jonathan LODGE	93.2				29	Tarran MACKENZIE	104.4	
37	35	Elliot LODGE	89.0				35	Elliot LODGE	98.0	

Weather / Track : Sunny / Dry

Mallory Park
Circuit Length = 1.4100 miles
Start: 15:40 End: 16:01

MCRCB BULLETIN TK024

2010 SpeedyRetail.com British 125GP Championship & ACU Academy Cup

FREE PRACTICE 2 - BEST SECTOR TIMES

SECTOR 1			SECTOR 2			IDEAL / BEST COMPARISON						
POS	NO	NAME	TIME	NO	NAME	TIME	POS	NO	NAME	IDEAL	BEST	DIFF
1	89	ROGERS	23.661	13	GUIVER	36.242	1	89	ROGERS	1:00.076	1:00.276	0.200
2	6	DUNLOP	24.024	44	DAVIES	36.413	2	13	GUIVER	1:00.339	1:00.339	0.000
3	13	GUIVER	24.097	89	ROGERS	36.415	3	1	LODGE	1:00.828	1:00.892	0.064
4	1	LODGE	24.262	28	VINCENT	36.518	4	44	DAVIES	1:00.905	1:00.905	0.000
5	46	WALKER	24.323	1	LODGE	36.566	5	46	WALKER	1:00.924	1:00.924	0.000
6	7	BROWN	24.406	46	WALKER	36.601	6	6	DUNLOP	1:01.246	1:02.062	0.816
7	44	DAVIES	24.492	7	BROWN	36.927	7	28	VINCENT	1:01.257	1:01.257	0.000
8	57	LOW	24.551	14	JACKSON	37.082	8	7	BROWN	1:01.333	1:01.609	0.276
9	28	VINCENT	24.739	10	SUTHERLAND	37.101	9	14	JACKSON	1:01.839	1:01.898	0.059
10	14	JACKSON	24.757	6	DUNLOP	37.222	10	10	SUTHERLAND	1:02.071	1:02.071	0.000
11	4	WAKEFIELD	24.777	4	WAKEFIELD	37.330	11	4	WAKEFIELD	1:02.107	1:02.107	0.000
12	16	HORSMAN	24.781	71	REID	37.340	12	16	HORSMAN	1:02.231	1:02.231	0.000
13	17	McPHEE	24.795	16	HORSMAN	37.450	13	17	McPHEE	1:02.432	1:02.432	0.000
14	98	RYAN	24.948	94	HORNSEY	37.477	14	71	REID	1:02.503	1:02.503	0.000
15	10	SUTHERLAND	24.970	17	McPHEE	37.637	15	94	HORNSEY	1:02.572	1:02.783	0.211
16	3	FORD	25.088	3	FORD	37.794	16	98	RYAN	1:02.751	1:02.751	0.000
17	94	HORNSEY	25.095	98	RYAN	37.803	17	3	FORD	1:02.882	1:02.920	0.038
18	71	REID	25.163	24	BARRETT	37.919	18	57	LOW	1:03.020	1:03.695	0.675
19	9	AGOSTINELLI	25.173	74	WRIGHT	37.932	19	9	AGOSTINELLI	1:03.133	1:03.133	0.000
20	66	WYATT	25.291	51	SHORROCK	37.939	20	66	WYATT	1:03.411	1:03.710	0.299
21	33	WINFIELD	25.405	9	AGOSTINELLI	37.960	21	51	SHORROCK	1:03.469	1:03.587	0.118
22	76	KING	25.472	33	WINFIELD	38.094	22	24	BARRETT	1:03.476	1:03.476	0.000
23	11	WEEDEN	25.525	23	LODGE	38.114	23	33	WINFIELD	1:03.499	1:03.640	0.141
24	51	SHORROCK	25.530	66	WYATT	38.120	24	74	WRIGHT	1:03.566	1:03.566	0.000
25	24	BARRETT	25.557	76	KING	38.125	25	76	KING	1:03.597	1:03.656	0.059
26	23	LODGE	25.589	11	WEEDEN	38.191	26	23	LODGE	1:03.703	1:03.733	0.030
27	69	HARLAND	25.620	19	HILL	38.217	27	11	WEEDEN	1:03.716	1:04.000	0.284
28	74	WRIGHT	25.634	27	GREEN	38.331	28	19	HILL	1:03.960	1:04.163	0.203
29	25	DURHAM	25.703	57	LOW	38.469	29	27	GREEN	1:04.052	1:04.193	0.141
30	27	GREEN	25.721	69	HARLAND	38.537	30	69	HARLAND	1:04.157	1:04.267	0.110
31	19	HILL	25.743	12	RENDELL	38.747	31	25	DURHAM	1:04.460	1:04.903	0.443
32	22	PAULO	25.906	25	DURHAM	38.757	32	12	RENDELL	1:04.891	1:05.176	0.285
33	91	STANFORD	26.048	91	STANFORD	38.843	33	91	STANFORD	1:04.891	1:05.045	0.154
34	12	RENDELL	26.144	26	FERGUSON	39.260	34	22	PAULO	1:05.237	1:05.237	0.000
35	26	FERGUSON	26.256	22	PAULO	39.331	35	26	FERGUSON	1:05.516	1:05.664	0.148
36	29	MACKENZIE	26.845	29	MACKENZIE	41.064	36	29	MACKENZIE	1:07.909	1:07.909	0.000
37	35	LODGE	26.910	35	LODGE	41.195	37	35	LODGE	1:08.105	1:08.519	0.414
Perfect lap										59.903		

Weather / Track : Sunny / Dry

Mallory Park
Circuit Length = 1.4100 miles
Start: 15:40 End: 16:01

MCRCB BULLETIN TK033

2010 SpeedyRetail.com British 125GP Championship & ACU Academy Cup QUALIFYING 1 - CLASSIFICATION

POS	NO	CL	NAME	ENTRY	TIME	ON	LAPS	GAP	DIFF	MPH
1	13		Rob GUIVER	Honda - SP125 / Brockwell Engineering	1:00.341	17	19			84.12
2	44	C	Matthew DAVIES	Honda - SP125 / Fireplace Warehouse	1:00.436	25	26	0.095	0.095	83.99
3	89	C	Fraser ROGERS	Honda - KRP / Racing Steps Foundations	1:00.601	24	25	0.260	0.165	83.76
4	1		James LODGE	Seel/Honda - RS Racing / Earnshaws M'cycle	1:00.621	11	21	0.280	0.020	83.73
5	7	C	Deane BROWN	Honda - Colin Appleyard / Macadam Racing	1:00.663	20	25	0.322	0.042	83.67
6	46		Ross WALKER	Honda - Ross Walker Racing	1:00.854	6	17	0.513	0.191	83.41
7	94	C	Sam HORNSEY	Honda - KRP / Bradley Smith Racing	1:01.010	8	25	0.669	0.156	83.20
8	16		Shaun HORSMAN	Honda - Symitry IT	1:01.494	14	19	1.153	0.484	82.54
9	4		Philip WAKEFIELD	Honda - PWR / Sandbach Scrap Metal	1:01.575	18	19	1.234	0.081	82.43
10	28		Jon VINCENT	Honda - G R Formby Heavy Transport	1:01.652	8	21	1.311	0.077	82.33
11	14	C	Lee JACKSON	Honda - Team Jackson Racing	1:01.711	14	24	1.370	0.059	82.25
12	17	C	John McPHEE	Honda - KRP/Bradley Smith Racing	1:01.854	11	21	1.513	0.143	82.06
13	6		William DUNLOP	Honda -	1:02.162	11	14	1.821	0.308	81.65
14	10		Peter SUTHERLAND	Honda - Team Repli-Cast UK Racing	1:02.264	14	23	1.923	0.102	81.52
15	22		Matthew PAULO	Honda - Grant Racing	1:02.266	16	22	1.925	0.002	81.52
16	11	C	Tom WEEDEN	Honda - Tom Weeden Racing	1:02.395	20	22	2.054	0.129	81.35
17	24		Ben BARRETT	Honda - Lowerdale Autos / SP 125 Racing	1:02.643	27	27	2.302	0.248	81.03
18	66	C	Kasey WYATT	Honda - Team Repli-Cast UK Racing	1:02.669	22	24	2.328	0.026	80.99
19	9	C	Luca AGOSTINELLI	Honda - Grant Racing	1:02.883	21	24	2.542	0.214	80.72
20	12		Edward RENDELL	Honda - Dutch-2-UK / Breadline Racing	1:02.936	12	14	2.595	0.053	80.65
21	98	C	Wayne RYAN	Honda - KRP / Racing Steps Foundations	1:02.983	8	19	2.642	0.047	80.59
22	74	C	Curtis WRIGHT	Honda - Banks Racing	1:03.087	20	21	2.746	0.104	80.46
23	91		Ian STANFORD	Honda - I Stanford Racing	1:03.092	10	15	2.751	0.005	80.45
24	27		Catherine GREEN	Honda - CG Racing	1:03.103	19	23	2.762	0.011	80.44
25	76	C	Charlie KING	Honda - Phil Allen Racing	1:03.194	23	23	2.853	0.091	80.32
26	3		James FORD	Honda - E3 Motorsport	1:03.270	12	18	2.929	0.076	80.22
27	19		Michael HILL	Honda - TABOO Motorsport	1:03.426	10	18	3.085	0.156	80.03
28	35	C	Elliot LODGE	Honda - Spike Racing	1:03.434	19	27	3.093	0.008	80.02
29	23		Jonathan LODGE	Honda - JJ Racing	1:03.551	11	18	3.210	0.117	79.87
30	69	C	Joshua HARLAND	Honda - Josh Harland Racing	1:03.627	22	22	3.286	0.076	79.77
31	25		Neil DURHAM	Aprilia - Moto Strada	1:03.683	20	20	3.342	0.056	79.70
32	51		Sam SHORROCK	Honda - Semms Fabrications	1:03.888	19	20	3.547	0.205	79.45
33	33	C	Gary WINFIELD	Honda - Oxford TAG Racing	1:03.910	10	19	3.569	0.022	79.42
34	57		Simon LOW	Honda - Team Shop4bikers / Dutch-2-UK R'g	1:03.988	6	6	3.647	0.078	79.32
35	71	C	Andrew REID	Honda - Team Aztec GP	1:04.633	6	6	4.292	0.645	78.53
36	26	C	Richard FERGUSON	Honda - Team Ferguson Racing	1:04.955	20	22	4.614	0.322	78.14

QUALIFYING LAPTIME (110% of 1:00.341) = 1:06.375

DNQ	29	C	Tarran MACKENZIE	Honda - Grant Racing / Alan Duffus M/CS	1:06.736	10	22	6.395	1.781	76.06
-----	----	---	-------------------------	---	-----------------	----	----	--------------	-------	-------

Weather / Track : Sunny / Dry

These results are provisional until the conclusion of any judicial and technical matters.

Mallory Park

Circuit Length = 1.4100 miles

Start: 09:30 End: 10:01

Race Director :	Stewards :	Timekeeper :
-----------------	------------	--------------

MCRCB BULLETIN TK034

2010 SpeedyRetail.com British 125GP Championship & ACU Academy Cup

QUALIFYING 1 - LAP ANALYSIS

1	James LODGE			Seel/Honda - RS Racing / Earnshaws M'cycles			
1 -	1:04.511	+ 3.890	9:32:18.412	12 -	1:03.865	+ 3.244	9:48:01.895
2 -	1:02.855	+ 2.234	9:33:21.267	13 -	1:01.540	+ 0.919	9:49:03.435
3 -	1:02.711	+ 2.090	9:34:23.978	14 -	3:51.309	+ 2:50.688	9:52:54.744
4 -	1:01.454	+ 0.833	9:35:25.432	15 -	1:01.561	+ 0.940	9:53:56.305
5 -	1:03.066	+ 2.445	9:36:28.498	16 -	1:02.095	+ 1.474	9:54:58.400
6 -	1:01.351	+ 0.730	9:37:29.849	17 -	1:01.213	+ 0.592	9:55:59.613
7 -	5:23.931	+ 4:23.310	9:42:53.780	18 -	1:04.452	+ 3.831	9:57:04.065
8 -	1:01.289	+ 0.668	9:43:55.069	19 -	1:02.740	+ 2.119	9:58:06.805
9 -	1:01.054	+ 0.433	9:44:56.123	20 -	1:00.999	+ 0.378	9:59:07.804
10 -	1:01.286	+ 0.665	9:45:57.409	21 -	1:01.204	+ 0.583	10:00:09.008
11 -	1:00.621		9:46:58.030				
3	James FORD			Honda - E3 Motorsport			
1 -	1:12.661	+ 9.391	9:33:28.164	10 -	1:03.903	+ 0.633	9:47:41.946
2 -	1:04.818	+ 1.548	9:34:32.982	11 -	1:08.402	+ 5.132	9:48:50.348
3 -	3:06.555	+ 2:03.285	9:37:39.537	12 -	1:03.270		9:49:53.618
4 -	1:04.232	+ 0.962	9:38:43.769	13 -	1:03.401	+ 0.131	9:50:57.019
5 -	1:03.527	+ 0.257	9:39:47.296	14 -	1:03.275	+ 0.005	9:52:00.294
6 -	1:03.586	+ 0.316	9:40:50.882	15 -	4:12.428	+ 3:09.158	9:56:12.722
7 -	3:21.940	+ 2:18.670	9:44:12.822	16 -	1:11.492	+ 8.222	9:57:24.214
8 -	1:03.907	+ 0.637	9:45:16.729	17 -	2:36.708	+ 1:33.438	10:00:00.922
9 -	1:21.314	+ 18.044	9:46:38.043	18 -	1:03.441	+ 0.171	10:01:04.363
4	Philip WAKEFIELD			Honda - PWR / Sandbach Scrap Metal			
1 -	1:05.328	+ 3.753	9:33:15.633	11 -	1:03.294	+ 1.719	9:49:42.903
2 -	1:04.036	+ 2.461	9:34:19.669	12 -	1:02.786	+ 1.211	9:50:45.689
3 -	1:03.198	+ 1.623	9:35:22.867	13 -	1:02.075	+ 0.500	9:51:47.764
4 -	6:59.865	+ 5:58.290	9:42:22.732	14 -	3:49.750	+ 2:48.175	9:55:37.514
5 -	1:03.329	+ 1.754	9:43:26.061	15 -	1:02.564	+ 0.989	9:56:40.078
6 -	1:02.656	+ 1.081	9:44:28.717	16 -	1:01.810	+ 0.235	9:57:41.888
7 -	1:02.449	+ 0.874	9:45:31.166	17 -	1:01.737	+ 0.162	9:58:43.625
8 -	1:03.060	+ 1.485	9:46:34.226	18 -	1:01.575		9:59:45.200
9 -	1:02.573	+ 0.998	9:47:36.799	19 -	1:03.304	+ 1.729	10:00:48.504
10 -	1:02.810	+ 1.235	9:48:39.609				
6	William DUNLOP			Honda			
1 -	1:07.619	+ 5.457	9:35:39.147	8 -	1:02.688	+ 0.526	9:44:05.011
2 -	1:04.901	+ 2.739	9:36:44.048	9 -	5:33.171	+ 4:31.009	9:49:38.182
3 -	1:03.054	+ 0.892	9:37:47.102	10 -	1:03.430	+ 1.268	9:50:41.612
4 -	1:03.096	+ 0.934	9:38:50.198	11 -	1:02.162		9:51:43.774
5 -	1:03.266	+ 1.104	9:39:53.464	12 -	1:02.496	+ 0.334	9:52:46.270
6 -	1:03.601	+ 1.439	9:40:57.065	13 -	1:08.754	+ 6.592	9:53:55.024
7 -	2:05.258	+ 1:03.096	9:43:02.323	14 -	1:04.262	+ 2.100	9:54:59.286
7	Deane BROWN			C Honda - Colin Appleyard / Macadam Racing			
1 -	1:10.612	+ 9.949	9:32:38.206	14 -	1:03.372	+ 2.709	9:49:04.960
2 -	1:08.443	+ 7.780	9:33:46.649	15 -	1:01.837	+ 1.174	9:50:06.797
3 -	1:07.736	+ 7.073	9:34:54.385	16 -	1:01.703	+ 1.040	9:51:08.500
4 -	1:05.051	+ 4.388	9:35:59.436	17 -	1:02.011	+ 1.348	9:52:10.511
5 -	1:03.192	+ 2.529	9:37:02.628	18 -	1:06.233	+ 5.570	9:53:16.744
6 -	1:02.465	+ 1.802	9:38:05.093	19 -	1:01.780	+ 1.117	9:54:18.524
7 -	1:02.509	+ 1.846	9:39:07.602	20 -	1:00.663		9:55:19.187
8 -	1:02.245	+ 1.582	9:40:09.847	21 -	1:07.218	+ 6.555	9:56:26.405
9 -	1:02.440	+ 1.777	9:41:12.287	22 -	1:11.663	+ 11.000	9:57:38.068
10 -	1:02.204	+ 1.541	9:42:14.491	23 -	1:01.358	+ 0.695	9:58:39.426
11 -	1:01.596	+ 0.933	9:43:16.087	24 -	1:00.985	+ 0.322	9:59:40.411
12 -	1:01.955	+ 1.292	9:44:18.042	25 -	1:01.090	+ 0.427	10:00:41.501
13 -	3:43.546	+ 2:42.883	9:48:01.588				
9	Luca AGOSTINELLI			C Honda - Grant Racing			
1 -	1:13.584	+ 10.701	9:32:43.495	13 -	1:18.811	+ 15.928	9:45:52.156

Weather / Track : Sunny / Dry

Mallory Park
Circuit Length = 1.4100 miles
Start: 09:30 End: 10:01

MCRCB BULLETIN TK034

2010 SpeedyRetail.com British 125GP Championship & ACU Academy Cup

QUALIFYING 1 - LAP ANALYSIS

2 -	1:05.088	+ 2.205	9:33:48.583	14 -	1:03.329	+ 0.446	9:46:55.485
3 -	1:05.863	+ 2.980	9:34:54.446	15 -	1:04.133	+ 1.250	9:47:59.618
4 -	1:03.517	+ 0.634	9:35:57.963	16 -	1:03.326	+ 0.443	9:49:02.944
5 -	1:03.347	+ 0.464	9:37:01.310	17 -	1:03.647	+ 0.764	9:50:06.591
6 -	1:04.151	+ 1.268	9:38:05.461	18 -	1:03.866	+ 0.983	9:51:10.457
7 -	1:05.987	+ 3.104	9:39:11.448	19 -	1:03.924	+ 1.041	9:52:14.381
8 -	1:03.691	+ 0.808	9:40:15.139	20 -	1:03.607	+ 0.724	9:53:17.988
9 -	1:03.488	+ 0.605	9:41:18.627	21 -	1:02.883		9:54:20.871
10 -	1:05.248	+ 2.365	9:42:23.875	22 -	3:49.006	+ 2:46.123	9:58:09.877
11 -	1:04.452	+ 1.569	9:43:28.327	23 -	1:03.827	+ 0.944	9:59:13.704
12 -	1:05.018	+ 2.135	9:44:33.345	24 -	1:03.174	+ 0.291	10:00:16.878
10	Peter SUTHERLAND			Honda - Team Repli-Cast UK Racing			
1 -	1:08.750	+ 6.486	9:32:50.389	13 -	1:02.684	+ 0.420	9:45:34.161
2 -	1:05.955	+ 3.691	9:33:56.344	14 -	1:02.264		9:46:36.425
3 -	1:04.263	+ 1.999	9:35:00.607	15 -	1:03.504	+ 1.240	9:47:39.929
4 -	1:04.629	+ 2.365	9:36:05.236	16 -	1:03.186	+ 0.922	9:48:43.115
5 -	1:04.398	+ 2.134	9:37:09.634	17 -	1:03.854	+ 1.590	9:49:46.969
6 -	1:03.562	+ 1.298	9:38:13.196	18 -	5:31.078	+ 4:28.814	9:55:18.047
7 -	1:02.794	+ 0.530	9:39:15.990	19 -	1:04.648	+ 2.384	9:56:22.695
8 -	1:02.732	+ 0.468	9:40:18.722	20 -	1:05.093	+ 2.829	9:57:27.788
9 -	1:02.937	+ 0.673	9:41:21.659	21 -	1:03.964	+ 1.700	9:58:31.752
10 -	1:03.003	+ 0.739	9:42:24.662	22 -	1:03.088	+ 0.824	9:59:34.840
11 -	1:03.226	+ 0.962	9:43:27.888	23 -	1:03.038	+ 0.774	10:00:37.878
12 -	1:03.589	+ 1.325	9:44:31.477				
11	Tom WEEDEN			C Honda - Tom Weeden Racing			
1 -	1:06.561	+ 4.166	9:33:53.218	12 -	1:03.509	+ 1.114	9:49:57.011
2 -	1:05.668	+ 3.273	9:34:58.886	13 -	1:03.264	+ 0.869	9:51:00.275
3 -	1:06.630	+ 4.235	9:36:05.516	14 -	1:02.823	+ 0.428	9:52:03.098
4 -	1:04.846	+ 2.451	9:37:10.362	15 -	1:03.594	+ 1.199	9:53:06.692
5 -	1:04.386	+ 1.991	9:38:14.748	16 -	1:03.023	+ 0.628	9:54:09.715
6 -	1:04.123	+ 1.728	9:39:18.871	17 -	1:02.890	+ 0.495	9:55:12.605
7 -	1:04.326	+ 1.931	9:40:23.197	18 -	1:05.026	+ 2.631	9:56:17.631
8 -	1:03.760	+ 1.365	9:41:26.957	19 -	1:03.625	+ 1.230	9:57:21.256
9 -	5:05.374	+ 4:02.979	9:46:32.331	20 -	1:02.395		9:58:23.651
10 -	1:09.402	+ 7.007	9:47:41.733	21 -	1:03.135	+ 0.740	9:59:26.786
11 -	1:11.769	+ 9.374	9:48:53.502	22 -	1:02.871	+ 0.476	10:00:29.657
12	Edward RENDELL			Honda - Dutch-2-UK / Breadline Racing			
1 -	1:06.235	+ 3.299	9:32:35.112	8 -	4:03.439	+ 3:00.503	9:43:03.738
2 -	1:05.925 ^D	+ 2.989	9:33:41.037	9 -	1:03.386	+ 0.450	9:44:07.124
3 -	1:03.570	+ 0.634	9:34:44.607	10 -	1:03.834	+ 0.898	9:45:10.958
4 -	1:04.111	+ 1.175	9:35:48.718	11 -	1:04.218	+ 1.282	9:46:15.176
5 -	1:03.790	+ 0.854	9:36:52.508	12 -	1:02.936		9:47:18.112
6 -	1:03.393	+ 0.457	9:37:55.901	13 -	1:04.013	+ 1.077	9:48:22.125
7 -	1:04.398	+ 1.462	9:39:00.299	14 -	1:03.100	+ 0.164	9:49:25.225
13	Rob GUIVER			Honda - SP125 / Brockwell Engineering			
1 -	1:04.714	+ 4.373	9:33:49.825	11 -	1:00.526	+ 0.185	9:52:41.198
2 -	1:04.036	+ 3.695	9:34:53.861	12 -	1:01.265	+ 0.924	9:53:42.463
3 -	1:00.879	+ 0.538	9:35:54.740	13 -	1:00.522	+ 0.181	9:54:42.985
4 -	1:01.783	+ 1.442	9:36:56.523	14 -	1:00.370	+ 0.029	9:55:43.355
5 -	1:03.286	+ 2.945	9:37:59.809	15 -	1:00.461	+ 0.120	9:56:43.816
6 -	1:00.779	+ 0.438	9:39:00.588	16 -	1:02.182	+ 1.841	9:57:45.998
7 -	1:01.820	+ 1.479	9:40:02.408	17 -	1:00.341		9:58:46.339
8 -	1:00.581	+ 0.240	9:41:02.989	18 -	1:00.361	+ 0.020	9:59:46.700
9 -	9:36.074	+ 8:35.733	9:50:39.063	19 -	1:00.572	+ 0.231	10:00:47.272
10 -	1:01.609	+ 1.268	9:51:40.672				
14	Lee JACKSON			C Honda - Team Jackson Racing			
1 -	1:04.775	+ 3.064	9:32:18.664	13 -	1:01.923	+ 0.212	9:49:06.935
2 -	1:02.909	+ 1.198	9:33:21.573	14 -	1:01.711		9:50:08.646

Weather / Track : Sunny / Dry

Mallory Park
Circuit Length = 1.4100 miles
Start: 09:30 End: 10:01

MCRCB BULLETIN TK034

2010 SpeedyRetail.com British 125GP Championship & ACU Academy Cup

QUALIFYING 1 - LAP ANALYSIS

3 -	1:03.649	+ 1.938	9:34:25.222	15 -	1:02.297	+ 0.586	9:51:10.943
4 -	1:02.868	+ 1.157	9:35:28.090	16 -	1:01.762	+ 0.051	9:52:12.705
5 -	1:02.727	+ 1.016	9:36:30.817	17 -	1:02.164	+ 0.453	9:53:14.869
6 -	1:02.040	+ 0.329	9:37:32.857	18 -	1:02.147	+ 0.436	9:54:17.016
7 -	1:02.028	+ 0.317	9:38:34.885	19 -	1:01.955	+ 0.244	9:55:18.971
8 -	1:02.326	+ 0.615	9:39:37.211	20 -	1:03.796	+ 2.085	9:56:22.767
9 -	1:02.630	+ 0.919	9:40:39.841	21 -	1:05.484	+ 3.773	9:57:28.251
10 -	2:04.956	+ 1:03.245	9:42:44.797	22 -	1:02.607	+ 0.896	9:58:30.858
11 -	1:02.025	+ 0.314	9:43:46.822	23 -	1:02.140	+ 0.429	9:59:32.998
12 -	4:18.190	+ 3:16.479	9:48:05.012	24 -	1:01.885	+ 0.174	10:00:34.883
16	Shaun HORSMAN			Honda - Symityr IT			
1 -	1:10.944	+ 9.450	9:32:41.451	11 -	1:02.093	+ 0.599	9:48:46.963
2 -	1:03.455	+ 1.961	9:33:44.906	12 -	1:02.666	+ 1.172	9:49:49.629
3 -	1:03.049	+ 1.555	9:34:47.955	13 -	1:03.138	+ 1.644	9:50:52.767
4 -	1:02.930	+ 1.436	9:35:50.885	14 -	1:01.494		9:51:54.261
5 -	1:04.053	+ 2.559	9:36:54.938	15 -	4:20.476	+ 3:18.982	9:56:14.737
6 -	6:38.973	+ 5:37.479	9:43:33.911	16 -	1:02.818	+ 1.324	9:57:17.555
7 -	1:03.509	+ 2.015	9:44:37.420	17 -	1:02.110	+ 0.616	9:58:19.665
8 -	1:02.634	+ 1.140	9:45:40.054	18 -	1:01.740	+ 0.246	9:59:21.405
9 -	1:02.102	+ 0.608	9:46:42.156	19 -	1:03.165	+ 1.671	10:00:24.570
10 -	1:02.714	+ 1.220	9:47:44.870				
17	John McPHEE			C Honda - KRP/Bradley Smith Racing			
1 -	1:04.982	+ 3.128	9:32:27.562	12 -	1:27.909	+ 26.055	9:45:28.854
2 -	1:04.361	+ 2.507	9:33:31.923	13 -	1:06.519	+ 4.665	9:46:35.373
3 -	1:02.979	+ 1.125	9:34:34.902	14 -	6:05.749	+ 5:03.895	9:52:41.122
4 -	1:05.651	+ 3.797	9:35:40.553	15 -	1:15.328	+ 13.474	9:53:56.450
5 -	1:03.885	+ 2.031	9:36:44.438	16 -	1:03.201	+ 1.347	9:54:59.651
6 -	1:02.706	+ 0.852	9:37:47.144	17 -	1:05.599	+ 3.745	9:56:05.250
7 -	1:02.398	+ 0.544	9:38:49.542	18 -	1:02.252	+ 0.398	9:57:07.502
8 -	1:02.178	+ 0.324	9:39:51.720	19 -	1:13.919	+ 12.065	9:58:21.421
9 -	1:02.256	+ 0.402	9:40:53.976	20 -	1:02.801	+ 0.947	9:59:24.222
10 -	2:05.115	+ 1:03.261	9:42:59.091	21 -	1:02.018	+ 0.164	10:00:26.240
11 -	1:01.854		9:44:00.945				
19	Michael HILL			Honda - TABOO Motorsport			
1 -	3:03.371	+ 1:59.945	9:34:30.931	10 -	1:03.426		9:52:00.895
2 -	1:08.645	+ 5.219	9:35:39.576	11 -	1:06.570	+ 3.144	9:53:07.465
3 -	5:40.808	+ 4:37.382	9:41:20.384	12 -	1:03.939	+ 0.513	9:54:11.404
4 -	3:53.980	+ 2:50.554	9:45:14.364	13 -	1:04.125	+ 0.699	9:55:15.529
5 -	1:08.773	+ 5.347	9:46:23.137	14 -	1:05.289	+ 1.863	9:56:20.818
6 -	1:04.977	+ 1.551	9:47:28.114	15 -	1:09.453	+ 6.027	9:57:30.271
7 -	1:13.304	+ 9.878	9:48:41.418	16 -	1:06.756	+ 3.330	9:58:37.027
8 -	1:05.812	+ 2.386	9:49:47.230	17 -	1:05.110	+ 1.684	9:59:42.137
9 -	1:10.239	+ 6.813	9:50:57.469	18 -	1:04.420	+ 0.994	10:00:46.557
22	Matthew PAULO			Honda - Grant Racing			
1 -	1:09.532	+ 7.266	9:32:37.755	12 -	1:03.641	+ 1.375	9:44:27.213
2 -	1:06.529	+ 4.263	9:33:44.284	13 -	1:03.372	+ 1.106	9:45:30.585
3 -	1:04.992	+ 2.726	9:34:49.276	14 -	1:04.280	+ 2.014	9:46:34.865
4 -	1:04.473	+ 2.207	9:35:53.749	15 -	1:02.950	+ 0.684	9:47:37.815
5 -	1:05.018	+ 2.752	9:36:58.767	16 -	1:02.266		9:48:40.081
6 -	1:04.361	+ 2.095	9:38:03.128	17 -	6:34.487	+ 5:32.221	9:55:14.568
7 -	1:05.236	+ 2.970	9:39:08.364	18 -	1:09.435	+ 7.169	9:56:24.003
8 -	1:03.861	+ 1.595	9:40:12.225	19 -	1:04.914	+ 2.648	9:57:28.917
9 -	1:03.562	+ 1.296	9:41:15.787	20 -	1:03.561	+ 1.295	9:58:32.478
10 -	1:04.355	+ 2.089	9:42:20.142	21 -	1:03.109	+ 0.843	9:59:35.587
11 -	1:03.430	+ 1.164	9:43:23.572	22 -	1:02.521	+ 0.255	10:00:38.108
23	Jonathan LODGE			Honda - JJ Racing			
1 -	5:17.318	+ 4:13.767	9:38:01.225	10 -	1:08.128	+ 4.577	9:51:42.152
2 -	4:59.510	+ 3:55.959	9:43:00.735	11 -	1:03.551		9:52:45.703

Weather / Track : Sunny / Dry

Mallory Park
Circuit Length = 1.4100 miles
Start: 09:30 End: 10:01

MCRCB BULLETIN TK034

2010 SpeedyRetail.com British 125GP Championship & ACU Academy Cup

QUALIFYING 1 - LAP ANALYSIS

3 -	1:05.784	+ 2.233	9:44:06.519	12 -	1:04.196	+ 0.645	9:53:49.899
4 -	1:04.534	+ 0.983	9:45:11.053	13 -	1:08.249	+ 4.698	9:54:58.148
5 -	1:04.805	+ 1.254	9:46:15.858	14 -	1:03.589	+ 0.038	9:56:01.737
6 -	1:03.782	+ 0.231	9:47:19.640	15 -	1:04.293	+ 0.742	9:57:06.030
7 -	1:04.436	+ 0.885	9:48:24.076	16 -	1:05.259	+ 1.708	9:58:11.289
8 -	1:04.014	+ 0.463	9:49:28.090	17 -	1:04.055	+ 0.504	9:59:15.344
9 -	1:05.934	+ 2.383	9:50:34.024	18 -	1:03.734	+ 0.183	10:00:19.078
24	Ben BARRETT			Honda - Lowerdale Autos / SP 125 Racing			
1 -	1:07.387	+ 4.744	9:32:35.366	15 -	1:03.949	+ 1.306	9:47:29.078
2 -	1:05.953	+ 3.310	9:33:41.319	16 -	1:03.407	+ 0.764	9:48:32.485
3 -	1:03.854	+ 1.211	9:34:45.173	17 -	1:04.165	+ 1.522	9:49:36.650
4 -	1:04.159	+ 1.516	9:35:49.332	18 -	1:03.253	+ 0.610	9:50:39.903
5 -	1:04.770	+ 2.127	9:36:54.102	19 -	1:03.146	+ 0.503	9:51:43.049
6 -	1:03.964	+ 1.321	9:37:58.066	20 -	1:02.900	+ 0.257	9:52:45.949
7 -	1:03.173	+ 0.530	9:39:01.239	21 -	1:04.254	+ 1.611	9:53:50.203
8 -	1:03.710	+ 1.067	9:40:04.949	22 -	1:09.965	+ 7.322	9:55:00.168
9 -	1:03.078	+ 0.435	9:41:08.027	23 -	1:05.339	+ 2.696	9:56:05.507
10 -	1:03.390	+ 0.747	9:42:11.417	24 -	1:03.605	+ 0.962	9:57:09.112
11 -	1:03.099	+ 0.456	9:43:14.516	25 -	1:02.883	+ 0.240	9:58:11.995
12 -	1:03.152	+ 0.509	9:44:17.668	26 -	1:04.511	+ 1.868	9:59:16.506
13 -	1:03.793	+ 1.150	9:45:21.461	27 -	1:02.643		10:00:19.149
14 -	1:03.668	+ 1.025	9:46:25.129				
25	Neil DURHAM			Aprilia - Moto Strada			
1 -	1:07.724	+ 4.041	9:34:17.342	11 -	1:05.055	+ 1.372	9:46:24.113
2 -	1:07.272	+ 3.589	9:35:24.614	12 -	1:04.614	+ 0.931	9:47:28.727
3 -	1:07.908	+ 4.225	9:36:32.522	13 -	1:05.225	+ 1.542	9:48:33.952
4 -	1:05.932	+ 2.249	9:37:38.454	14 -	1:04.716	+ 1.033	9:49:38.668
5 -	1:07.142	+ 3.459	9:38:45.596	15 -	1:03.986	+ 0.303	9:50:42.654
6 -	1:05.612	+ 1.929	9:39:51.208	16 -	1:03.881	+ 0.198	9:51:46.535
7 -	1:05.861	+ 2.178	9:40:57.069	17 -	6:03.075	+ 4:59.392	9:57:49.610
8 -	2:11.591	+ 1:07.908	9:43:08.660	18 -	1:04.490	+ 0.807	9:58:54.100
9 -	1:05.637	+ 1.954	9:44:14.297	19 -	1:03.985	+ 0.302	9:59:58.085
10 -	1:04.761	+ 1.078	9:45:19.058	20 -	1:03.683		10:01:01.768
26	Richard FERGUSON			C Honda - Team Ferguson Racing			
1 -	1:09.213	+ 4.258	9:32:31.968	12 -	1:05.045	+ 0.090	9:46:45.943
2 -	1:06.458	+ 1.503	9:33:38.426	13 -	1:09.537	+ 4.582	9:47:55.480
3 -	1:06.077	+ 1.122	9:34:44.503	14 -	1:14.198	+ 9.243	9:49:09.678
4 -	1:07.411	+ 2.456	9:35:51.914	15 -	1:06.766	+ 1.811	9:50:16.444
5 -	1:06.341	+ 1.386	9:36:58.255	16 -	1:05.579	+ 0.624	9:51:22.023
6 -	1:06.589	+ 1.634	9:38:04.844	17 -	1:06.290	+ 1.335	9:52:28.313
7 -	1:06.505	+ 1.550	9:39:11.349	18 -	3:27.587	+ 2:22.632	9:55:55.900
8 -	3:13.184	+ 2:08.229	9:42:24.533	19 -	1:05.834	+ 0.879	9:57:01.734
9 -	1:05.354	+ 0.399	9:43:29.887	20 -	1:04.955		9:58:06.689
10 -	1:05.169	+ 0.214	9:44:35.056	21 -	1:05.395	+ 0.440	9:59:12.084
11 -	1:05.842	+ 0.887	9:45:40.898	22 -	1:05.926	+ 0.971	10:00:18.010
27	Catherine GREEN			Honda - CG Racing			
1 -	1:14.289	+ 11.186	9:32:44.426	13 -	1:06.951	+ 3.848	9:49:37.078
2 -	1:07.959	+ 4.856	9:33:52.385	14 -	1:05.008	+ 1.905	9:50:42.086
3 -	1:06.277	+ 3.174	9:34:58.662	15 -	1:03.430	+ 0.327	9:51:45.516
4 -	1:06.360	+ 3.257	9:36:05.022	16 -	1:03.319	+ 0.216	9:52:48.835
5 -	1:05.140	+ 2.037	9:37:10.162	17 -	1:03.720	+ 0.617	9:53:52.555
6 -	1:04.143	+ 1.040	9:38:14.305	18 -	1:03.244	+ 0.141	9:54:55.799
7 -	1:04.403	+ 1.300	9:39:18.708	19 -	1:03.103		9:55:58.902
8 -	1:04.207	+ 1.104	9:40:22.915	20 -	1:04.729	+ 1.626	9:57:03.631
9 -	1:03.777	+ 0.674	9:41:26.692	21 -	1:03.602	+ 0.499	9:58:07.233
10 -	4:55.340	+ 3:52.237	9:46:22.032	22 -	1:06.961	+ 3.858	9:59:14.194
11 -	1:04.216	+ 1.113	9:47:26.248	23 -	1:03.870	+ 0.767	10:00:18.064
12 -	1:03.879	+ 0.776	9:48:30.127				

Weather / Track : Sunny / Dry

Mallory Park
Circuit Length = 1.4100 miles
Start: 09:30 End: 10:01

MCRCB BULLETIN TK034

**2010 SpeedyRetail.com British 125GP Championship & ACU Academy Cup
QUALIFYING 1 - LAP ANALYSIS**

28	Jon VINCENT			Honda - G R Formby Heavy Transport			
1 -	1:05.433	+ 3.781	9:33:31.020	12 -	1:02.288	+ 0.636	9:46:03.965
2 -	1:03.174	+ 1.522	9:34:34.194	13 -	4:13.466	+ 3:11.814	9:50:17.431
3 -	1:05.293	+ 3.641	9:35:39.487	14 -	1:02.373	+ 0.721	9:51:19.804
4 -	1:03.493	+ 1.841	9:36:42.980	15 -	1:02.148	+ 0.496	9:52:21.952
5 -	1:02.130	+ 0.478	9:37:45.110	16 -	1:04.046	+ 2.394	9:53:25.998
6 -	1:02.586	+ 0.934	9:38:47.696	17 -	1:03.117	+ 1.465	9:54:29.115
7 -	1:02.363	+ 0.711	9:39:50.059	18 -	1:03.397	+ 1.745	9:55:32.512
8 -	1:01.652		9:40:51.711	19 -	2:31.523	+ 1:29.871	9:58:04.035
9 -	2:05.183	+ 1:03.531	9:42:56.894	20 -	1:02.012	+ 0.360	9:59:06.047
10 -	1:02.266	+ 0.614	9:43:59.160	21 -	1:02.789	+ 1.137	10:00:08.836
11 -	1:02.517	+ 0.865	9:45:01.677				
29	Tarran MACKENZIE			C Honda - Grant Racing / Alan Duffus M/CS			
1 -	1:19.834	+ 13.098	9:32:46.920	12 -	1:07.354	+ 0.618	9:46:25.065
2 -	1:11.383	+ 4.647	9:33:58.303	13 -	1:06.893	+ 0.157	9:47:31.958
3 -	1:07.930	+ 1.194	9:35:06.233	14 -	1:07.522	+ 0.786	9:48:39.480
4 -	1:08.999	+ 2.263	9:36:15.232	15 -	1:07.502	+ 0.766	9:49:46.982
5 -	1:07.657	+ 0.921	9:37:22.889	16 -	3:55.615	+ 2:48.879	9:53:42.597
6 -	1:06.865	+ 0.129	9:38:29.754	17 -	1:07.197	+ 0.461	9:54:49.794
7 -	1:07.617	+ 0.881	9:39:37.371	18 -	1:06.998	+ 0.262	9:55:56.792
8 -	1:06.806	+ 0.070	9:40:44.177	19 -	1:06.917	+ 0.181	9:57:03.709
9 -	2:19.507	+ 1:12.771	9:43:03.684	20 -	1:07.306	+ 0.570	9:58:11.015
10 -	1:06.736		9:44:10.420	21 -	1:07.128	+ 0.392	9:59:18.143
11 -	1:07.291	+ 0.555	9:45:17.711	22 -	1:08.219	+ 1.483	10:00:26.362
33	Gary WINFIELD			C Honda - Oxford TAG Racing			
1 -	1:06.043	+ 2.133	9:32:26.064	11 -	4:07.110	+ 3:03.200	9:51:33.608
2 -	1:06.610	+ 2.700	9:33:32.674	12 -	1:04.350	+ 0.440	9:52:37.958
3 -	1:04.940	+ 1.030	9:34:37.614	13 -	1:04.730	+ 0.820	9:53:42.688
4 -	1:04.196	+ 0.286	9:35:41.810	14 -	1:04.479	+ 0.569	9:54:47.167
5 -	1:07.224	+ 3.314	9:36:49.034	15 -	1:05.159	+ 1.249	9:55:52.326
6 -	4:48.426	+ 3:44.516	9:41:37.460	16 -	1:09.873	+ 5.963	9:57:02.199
7 -	1:05.316	+ 1.406	9:42:42.776	17 -	1:04.504	+ 0.594	9:58:06.703
8 -	1:04.833	+ 0.923	9:43:47.609	18 -	1:04.098	+ 0.188	9:59:10.801
9 -	2:34.979	+ 1:31.069	9:46:22.588	19 -	1:04.033	+ 0.123	10:00:14.834
10 -	1:03.910		9:47:26.498				
35	Elliot LODGE			C Honda - Spike Racing			
1 -	1:06.391	+ 2.957	9:32:22.368	15 -	1:04.327	+ 0.893	9:47:33.913
2 -	1:06.424	+ 2.990	9:33:28.792	16 -	1:04.796	+ 1.362	9:48:38.709
3 -	1:04.986	+ 1.552	9:34:33.778	17 -	1:04.219	+ 0.785	9:49:42.928
4 -	1:06.749	+ 3.315	9:35:40.527	18 -	1:04.041	+ 0.607	9:50:46.969
5 -	1:06.104	+ 2.670	9:36:46.631	19 -	1:03.434		9:51:50.403
6 -	1:05.731	+ 2.297	9:37:52.362	20 -	1:04.237	+ 0.803	9:52:54.640
7 -	1:04.738	+ 1.304	9:38:57.100	21 -	1:04.219	+ 0.785	9:53:58.859
8 -	1:04.440	+ 1.006	9:40:01.540	22 -	1:04.760	+ 1.326	9:55:03.619
9 -	1:06.014	+ 2.580	9:41:07.554	23 -	1:04.405	+ 0.971	9:56:08.024
10 -	1:04.594	+ 1.160	9:42:12.148	24 -	1:04.119	+ 0.685	9:57:12.143
11 -	1:03.690	+ 0.256	9:43:15.838	25 -	1:03.735	+ 0.301	9:58:15.878
12 -	1:03.490	+ 0.056	9:44:19.328	26 -	1:03.852	+ 0.418	9:59:19.730
13 -	1:05.182	+ 1.748	9:45:24.510	27 -	1:04.142	+ 0.708	10:00:23.872
14 -	1:05.076	+ 1.642	9:46:29.586				
44	Matthew DAVIES			C Honda - SP125 / Fireplace Warehouse			
1 -	1:03.631	+ 3.195	9:32:50.681	14 -	1:02.702	+ 2.266	9:46:24.701
2 -	1:05.702	+ 5.266	9:33:56.383	15 -	1:02.604	+ 2.168	9:47:27.305
3 -	1:02.618	+ 2.182	9:34:59.001	16 -	1:02.359	+ 1.923	9:48:29.664
4 -	1:02.946	+ 2.510	9:36:01.947	17 -	3:12.531	+ 2:12.095	9:51:42.195
5 -	1:01.434	+ 0.998	9:37:03.381	18 -	1:00.996	+ 0.560	9:52:43.191
6 -	1:01.873	+ 1.437	9:38:05.254	19 -	1:01.294	+ 0.858	9:53:44.485
7 -	1:03.142	+ 2.706	9:39:08.396	20 -	1:01.568	+ 1.132	9:54:46.053

Weather / Track : Sunny / Dry

Mallory Park
Circuit Length = 1.4100 miles
Start: 09:30 End: 10:01

2010 SpeedyRetail.com British 125GP Championship & ACU Academy Cup

QUALIFYING 1 - LAP ANALYSIS

8 -	1:02.886	+ 2.450	9:40:11.282	21 -	1:00.995	+ 0.559	9:55:47.048
9 -	1:02.052	+ 1.616	9:41:13.334	22 -	1:01.586	+ 1.150	9:56:48.634
10 -	1:03.999	+ 3.563	9:42:17.333	23 -	1:01.056	+ 0.620	9:57:49.690
11 -	1:01.663	+ 1.227	9:43:18.996	24 -	1:00.688	+ 0.252	9:58:50.378
12 -	1:00.860	+ 0.424	9:44:19.856	25 -	1:00.436		9:59:50.814
13 -	1:02.143	+ 1.707	9:45:21.999	26 -	1:01.053	+ 0.617	10:00:51.867
46	Ross WALKER			Honda - Ross Walker Racing			
1 -	1:02.863	+ 2.009	9:42:04.672	10 -	1:01.396	+ 0.542	9:51:17.828
2 -	1:02.056	+ 1.202	9:43:06.728	11 -	2:57.715	+ 1:56.861	9:54:15.543
3 -	1:01.537	+ 0.683	9:44:08.265	12 -	1:01.488	+ 0.634	9:55:17.031
4 -	1:01.688	+ 0.834	9:45:09.953	13 -	1:04.667	+ 3.813	9:56:21.698
5 -	1:01.139	+ 0.285	9:46:11.092	14 -	1:05.508	+ 4.654	9:57:27.206
6 -	1:00.854		9:47:11.946	15 -	1:01.817	+ 0.963	9:58:29.023
7 -	1:01.541	+ 0.687	9:48:13.487	16 -	1:01.112	+ 0.258	9:59:30.135
8 -	1:01.052	+ 0.198	9:49:14.539	17 -	1:00.946	+ 0.092	10:00:31.081
9 -	1:01.893	+ 1.039	9:50:16.432				
51	Sam SHORROCK			Honda - Semms Fabrications			
1 -	1:07.732	+ 3.844	9:33:27.001	11 -	1:04.884	+ 0.996	9:46:41.610
2 -	1:05.439	+ 1.551	9:34:32.440	12 -	1:04.494	+ 0.606	9:47:46.104
3 -	1:07.327	+ 3.439	9:35:39.767	13 -	5:20.510	+ 4:16.622	9:53:06.614
4 -	1:06.229	+ 2.341	9:36:45.996	14 -	1:04.450	+ 0.562	9:54:11.064
5 -	1:05.758	+ 1.870	9:37:51.754	15 -	1:04.370	+ 0.482	9:55:15.434
6 -	1:04.557	+ 0.669	9:38:56.311	16 -	1:06.125	+ 2.237	9:56:21.559
7 -	3:27.280	+ 2:23.392	9:42:23.591	17 -	1:06.481	+ 2.593	9:57:28.040
8 -	1:04.129	+ 0.241	9:43:27.720	18 -	1:04.786	+ 0.898	9:58:32.826
9 -	1:04.597	+ 0.709	9:44:32.317	19 -	1:03.888		9:59:36.714
10 -	1:04.409	+ 0.521	9:45:36.726	20 -	1:04.159	+ 0.271	10:00:40.873
57	Simon LOW			Honda - Team Shop4bikers / Dutch-2-UK R'g			
1 -	1:12.566	+ 8.578	9:36:10.975	4 -	1:06.705	+ 2.717	9:57:59.090
2 -	19:34.559	+ 18:30.571	9:55:45.534	5 -	1:05.473	+ 1.485	9:59:04.563
3 -	1:06.851	+ 2.863	9:56:52.385	6 -	1:03.988		10:00:08.551
66	Kasey WYATT			C Honda - Team Repli-Cast UK Racing			
1 -	1:08.671	+ 6.002	9:32:50.201	13 -	1:06.401	+ 3.732	9:46:00.262
2 -	1:06.774	+ 4.105	9:33:56.975	14 -	1:03.057	+ 0.388	9:47:03.319
3 -	1:04.379	+ 1.710	9:35:01.354	15 -	1:03.023	+ 0.354	9:48:06.342
4 -	1:04.365	+ 1.696	9:36:05.719	16 -	1:03.379	+ 0.710	9:49:09.721
5 -	1:05.229	+ 2.560	9:37:10.948	17 -	1:03.603	+ 0.934	9:50:13.324
6 -	1:04.486	+ 1.817	9:38:15.434	18 -	1:03.217	+ 0.548	9:51:16.541
7 -	1:09.171	+ 6.502	9:39:24.605	19 -	3:56.391	+ 2:53.722	9:55:12.932
8 -	1:04.883	+ 2.214	9:40:29.488	20 -	1:04.191	+ 1.522	9:56:17.123
9 -	1:03.630	+ 0.961	9:41:33.118	21 -	1:04.942	+ 2.273	9:57:22.065
10 -	1:08.505	+ 5.836	9:42:41.623	22 -	1:02.669		9:58:24.734
11 -	1:03.859	+ 1.190	9:43:45.482	23 -	1:03.809	+ 1.140	9:59:28.543
12 -	1:08.379	+ 5.710	9:44:53.861	24 -	1:03.396	+ 0.727	10:00:31.939
69	Joshua HARLAND			C Honda - Josh Harland Racing			
1 -	1:14.399	+ 10.772	9:32:44.056	12 -	1:06.097	+ 2.470	9:47:34.280
2 -	1:06.932	+ 3.305	9:33:50.988	13 -	1:05.287	+ 1.660	9:48:39.567
3 -	1:07.593	+ 3.966	9:34:58.581	14 -	1:04.710	+ 1.083	9:49:44.277
4 -	1:04.993	+ 1.366	9:36:03.574	15 -	1:05.421	+ 1.794	9:50:49.698
5 -	1:05.301	+ 1.674	9:37:08.875	16 -	1:04.347	+ 0.720	9:51:54.045
6 -	1:04.784	+ 1.157	9:38:13.659	17 -	3:05.188	+ 2:01.561	9:54:59.233
7 -	1:05.031	+ 1.404	9:39:18.690	18 -	1:05.866	+ 2.239	9:56:05.099
8 -	1:04.998	+ 1.371	9:40:23.688	19 -	1:04.726	+ 1.099	9:57:09.825
9 -	1:03.762	+ 0.135	9:41:27.450	20 -	1:03.970	+ 0.343	9:58:13.795
10 -	3:45.248	+ 2:41.621	9:45:12.698	21 -	1:04.367	+ 0.740	9:59:18.162
11 -	1:15.485	+ 11.858	9:46:28.183	22 -	1:03.627		10:00:21.789

Weather / Track : Sunny / Dry

Mallory Park
Circuit Length = 1.4100 miles
Start: 09:30 End: 10:01

MCRCB BULLETIN TK034

2010 SpeedyRetail.com British 125GP Championship & ACU Academy Cup
QUALIFYING 1 - LAP ANALYSIS

71	Andrew REID		C Honda - Team Aztec GP				
1 -	1:07.784	+ 3.151	9:32:23.797	4 -	1:06.047	+ 1.414	9:35:40.428
2 -	1:05.373	+ 0.740	9:33:29.170	5 -	1:17.510	+ 12.877	9:36:57.938
3 -	1:05.211	+ 0.578	9:34:34.381	6 -	1:04.633		9:38:02.571
74	Curtis WRIGHT		C Honda - Banks Racing				
1 -	1:08.662	+ 5.575	9:32:31.192	12 -	6:39.178	+ 5:36.091	9:50:00.372
2 -	1:06.550	+ 3.463	9:33:37.742	13 -	1:04.777	+ 1.690	9:51:05.149
3 -	1:05.712	+ 2.625	9:34:43.454	14 -	1:03.760	+ 0.673	9:52:08.909
4 -	1:05.811	+ 2.724	9:35:49.265	15 -	1:03.437	+ 0.350	9:53:12.346
5 -	1:04.924	+ 1.837	9:36:54.189	16 -	1:06.741	+ 3.654	9:54:19.087
6 -	1:05.620	+ 2.533	9:37:59.809	17 -	1:03.593	+ 0.506	9:55:22.680
7 -	1:04.437	+ 1.350	9:39:04.246	18 -	1:04.793	+ 1.706	9:56:27.473
8 -	1:04.867	+ 1.780	9:40:09.113	19 -	1:04.262	+ 1.175	9:57:31.735
9 -	1:04.316	+ 1.229	9:41:13.429	20 -	1:03.087		9:58:34.822
10 -	1:04.352	+ 1.265	9:42:17.781	21 -	1:09.224	+ 6.137	9:59:44.046
11 -	1:03.413	+ 0.326	9:43:21.194				
76	Charlie KING		C Honda - Phil Allen Racing				
1 -	1:10.719	+ 7.525	9:32:50.857	13 -	1:07.857	+ 4.663	9:45:50.291
2 -	1:07.628	+ 4.434	9:33:58.485	14 -	1:04.464	+ 1.270	9:46:54.755
3 -	1:05.429	+ 2.235	9:35:03.914	15 -	1:03.771	+ 0.577	9:47:58.526
4 -	1:05.030	+ 1.836	9:36:08.944	16 -	1:03.613	+ 0.419	9:49:02.139
5 -	1:04.581	+ 1.387	9:37:13.525	17 -	1:03.535	+ 0.341	9:50:05.674
6 -	1:04.492	+ 1.298	9:38:18.017	18 -	3:40.211	+ 2:37.017	9:53:45.885
7 -	1:04.390	+ 1.196	9:39:22.407	19 -	1:04.541	+ 1.347	9:54:50.426
8 -	1:04.163	+ 0.969	9:40:26.570	20 -	1:04.471	+ 1.277	9:55:54.897
9 -	1:04.352	+ 1.158	9:41:30.922	21 -	1:03.997	+ 0.803	9:56:58.894
10 -	1:03.921	+ 0.727	9:42:34.843	22 -	1:03.534	+ 0.340	9:58:02.428
11 -	1:03.790	+ 0.596	9:43:38.633	23 -	1:03.194		9:59:05.622
12 -	1:03.801	+ 0.607	9:44:42.434				
89	Fraser ROGERS		C Honda - KRP / Racing Steps Foundations				
1 -	1:03.362	+ 2.761	9:32:13.976	14 -	3:30.140	+ 2:29.539	9:48:03.983
2 -	1:01.962	+ 1.361	9:33:15.938	15 -	1:01.222	+ 0.621	9:49:05.205
3 -	1:01.975	+ 1.374	9:34:17.913	16 -	1:02.031	+ 1.430	9:50:07.236
4 -	1:01.339	+ 0.738	9:35:19.252	17 -	1:05.990	+ 5.389	9:51:13.226
5 -	1:01.249	+ 0.648	9:36:20.501	18 -	1:00.941	+ 0.340	9:52:14.167
6 -	1:02.291	+ 1.690	9:37:22.792	19 -	1:01.180	+ 0.579	9:53:15.347
7 -	1:01.203	+ 0.602	9:38:23.995	20 -	1:01.628	+ 1.027	9:54:16.975
8 -	1:01.425	+ 0.824	9:39:25.420	21 -	1:01.143	+ 0.542	9:55:18.118
9 -	1:02.392	+ 1.791	9:40:27.812	22 -	2:18.915	+ 1:18.314	9:57:37.033
10 -	1:01.554	+ 0.953	9:41:29.366	23 -	1:00.617	+ 0.016	9:58:37.650
11 -	1:01.951	+ 1.350	9:42:31.317	24 -	1:00.601		9:59:38.251
12 -	1:01.440	+ 0.839	9:43:32.757	25 -	1:01.756	+ 1.155	10:00:40.007
13 -	1:01.086	+ 0.485	9:44:33.843				
91	Ian STANFORD		Honda - I Stanford Racing				
1 -	1:04.941	+ 1.849	9:32:16.251	9 -	6:35.273	+ 5:32.181	9:50:23.523
2 -	1:04.504	+ 1.412	9:33:20.755	10 -	1:03.092		9:51:26.615
3 -	1:04.234	+ 1.142	9:34:24.989	11 -	1:03.405	+ 0.313	9:52:30.020
4 -	1:03.791	+ 0.699	9:35:28.780	12 -	1:03.176	+ 0.084	9:53:33.196
5 -	1:03.801	+ 0.709	9:36:32.581	13 -	1:03.340	+ 0.248	9:54:36.536
6 -	1:03.527	+ 0.435	9:37:36.108	14 -	4:51.970	+ 3:48.878	9:59:28.506
7 -	5:08.350	+ 4:05.258	9:42:44.458	15 -	1:17.546	+ 14.454	10:00:46.052
8 -	1:03.792	+ 0.700	9:43:48.250				
94	Sam HORNSEY		C Honda - KRP / Bradley Smith Racing				
1 -	1:07.674	+ 6.664	9:32:30.016	14 -	1:01.274	+ 0.264	9:47:42.799
2 -	1:04.257	+ 3.247	9:33:34.273	15 -	2:24.187	+ 1:23.177	9:50:06.986
3 -	1:03.240	+ 2.230	9:34:37.513	16 -	1:02.157	+ 1.147	9:51:09.143
4 -	1:03.249	+ 2.239	9:35:40.762	17 -	1:01.676	+ 0.666	9:52:10.819

Weather / Track : Sunny / Dry

Mallory Park
 Circuit Length = 1.4100 miles
 Start: 09:30 End: 10:01

MCRCB BULLETIN TK034

2010 SpeedyRetail.com British 125GP Championship & ACU Academy Cup

QUALIFYING 1 - LAP ANALYSIS

5 -	2:15.889	+ 1:14.879	9:37:56.651	18 -	1:06.040	+ 5.030	9:53:16.859
6 -	1:03.199	+ 2.189	9:38:59.850	19 -	1:01.698	+ 0.688	9:54:18.557
7 -	1:02.800	+ 1.790	9:40:02.650	20 -	1:01.341	+ 0.331	9:55:19.898
8 -	1:01.010		9:41:03.660	21 -	1:04.826	+ 3.816	9:56:24.724
9 -	1:01.185	+ 0.175	9:42:04.845	22 -	1:10.071	+ 9.061	9:57:34.795
10 -	1:19.016	+ 18.006	9:43:23.861	23 -	1:01.369	+ 0.359	9:58:36.164
11 -	1:06.380	+ 5.370	9:44:30.241	24 -	1:01.357	+ 0.347	9:59:37.521
12 -	1:08.782	+ 7.772	9:45:39.023	25 -	1:01.484	+ 0.474	10:00:39.005
13 -	1:02.502	+ 1.492	9:46:41.525				
98	Wayne RYAN						
	C Honda - KRP / Racing Steps Foundations						
1 -	1:05.243	+ 2.260	9:32:20.039	11 -	1:03.804	+ 0.821	9:47:58.252
2 -	1:07.038	+ 4.055	9:33:27.077	12 -	1:03.602	+ 0.619	9:49:01.854
3 -	1:04.442	+ 1.459	9:34:31.519	13 -	1:03.322	+ 0.339	9:50:05.176
4 -	1:04.820	+ 1.837	9:35:36.339	14 -	1:03.044	+ 0.061	9:51:08.220
5 -	1:04.160	+ 1.177	9:36:40.499	15 -	1:03.536	+ 0.553	9:52:11.756
6 -	1:03.402	+ 0.419	9:37:43.901	16 -	5:15.383	+ 4:12.400	9:57:27.139
7 -	1:06.106	+ 3.123	9:38:50.007	17 -	1:04.255	+ 1.272	9:58:31.394
8 -	1:02.983		9:39:52.990	18 -	1:03.934	+ 0.951	9:59:35.328
9 -	1:04.465	+ 1.482	9:40:57.455	19 -	1:04.468	+ 1.485	10:00:39.796
10 -	5:56.993	+ 4:54.010	9:46:54.448				

Weather / Track : Sunny / Dry

Mallory Park
Circuit Length = 1.4100 miles
Start: 09:30 End: 10:01

2010 SpeedyRetail.com British 125GP Championship & ACU Academy Cup

QUALIFYING 2 - COMBINED CLASSIFICATION

POS	NO	CL	NAME	ENTRY	FIRST		SECOND		GAP	DIFF
					TIME	LAPS	TIME	LAPS		
1	13		Rob GUIVER	Honda - SP125 / Brockwell Engineering	1:00.341	19	1:00.313	21		
2	44	C	Matthew DAVIES	Honda - SP125 / Fireplace Warehouse	1:00.436	26	1:01.452	22	0.123	0.123
3	89	C	Fraser ROGERS	Honda - KRP / Racing Steps Foundations	1:00.601	25	1:00.593	28	0.280	0.157
4	1		James LODGE	Seel/Honda - RS Racing / Earnshaws M'cycle	1:00.621	21	1:00.784	21	0.308	0.028
5	7	C	Deane BROWN	Honda - Colin Appleyard / Macadam Racing	1:00.663	25	1:00.626	11	0.313	0.005
6	46		Ross WALKER	Honda - Ross Walker Racing	1:00.854	17	1:00.773	24	0.460	0.147
7	17	C	John McPHEE	Honda - KRP/Bradley Smith Racing	1:01.854	21	1:01.005	22	0.692	0.232
8	94	C	Sam HORNSEY	Honda - KRP / Bradley Smith Racing	1:01.010	25	1:01.203	25	0.697	0.005
9	14	C	Lee JACKSON	Honda - Team Jackson Racing	1:01.711	24	1:01.489	24	1.176	0.479
10	16		Shaun HORSMAN	Honda - Symitry IT	1:01.494	19	1:01.496	22	1.181	0.005
11	28		Jon VINCENT	Honda - G R Formby Heavy Transport	1:01.652	21	1:01.548	25	1.235	0.054
12	4		Philip WAKEFIELD	Honda - PWR / Sandbach Scrap Metal	1:01.575	19	1:01.634	23	1.262	0.027
13	22		Matthew PAULO	Honda - Grant Racing	1:02.266	22	1:01.846	19	1.533	0.271
14	12		Edward RENDELL	Honda - Dutch-2-UK / Breadline Racing	1:02.936	14	1:02.000	20	1.687	0.154
15	11	C	Tom WEEDEN	Honda - Tom Weeden Racing	1:02.395	22	1:02.049	24	1.736	0.049
16	6		William DUNLOP	Honda -	1:02.162	14		0	1.849	0.113
17	10		Peter SUTHERLAND	Honda - Team Repli-Cast UK Racing	1:02.264	23	1:02.448	15	1.951	0.102
18	98	C	Wayne RYAN	Honda - KRP / Racing Steps Foundations	1:02.983	19	1:02.456	25	2.143	0.192
19	3		James FORD	Honda - E3 Motorsport	1:03.270	18	1:02.490	17	2.177	0.034
20	24		Ben BARRETT	Honda - Lowerdale Autos / SP 125 Racing	1:02.643	27	1:02.616	21	2.303	0.126
21	74	C	Curtis WRIGHT	Honda - Banks Racing	1:03.087	21	1:02.623	18	2.310	0.007
22	66	C	Kasey WYATT	Honda - Team Repli-Cast UK Racing	1:02.669	24	1:03.246	18	2.356	0.046
23	27		Catherine GREEN	Honda - CG Racing	1:03.103	23	1:02.683	23	2.370	0.014
24	9	C	Luca AGOSTINELLI	Honda - Grant Racing	1:02.883	24	1:02.839	25	2.526	0.156
25	76	C	Charlie KING	Honda - Phil Allen Racing	1:03.194	23	1:02.990	23	2.677	0.151
26	91		Ian STANFORD	Honda - I Stanford Racing	1:03.092	15	1:03.022	16	2.709	0.032
27	69	C	Joshua HARLAND	Honda - Josh Harland Racing	1:03.627	22	1:03.282	20	2.969	0.260
28	19		Michael HILL	Honda - TABOO Motorsport	1:03.426	18		0	3.113	0.144
29	35	C	Elliot LODGE	Honda - Spike Racing	1:03.434	27	1:03.520	25	3.121	0.008
30	23		Jonathan LODGE	Honda - JJ Racing	1:03.551	18	1:03.545	15	3.232	0.111
31	25		Neil DURHAM	Aprilia - Moto Strada	1:03.683	20	1:03.893	22	3.370	0.138
32	51		Sam SHORROCK	Honda - Semms Fabrications	1:03.888	20	1:03.772	24	3.459	0.089
33	33	C	Gary WINFIELD	Honda - Oxford TAG Racing	1:03.910	19	1:04.366	19	3.597	0.138
34	57		Simon LOW	Honda - Team Shop4bikers / Dutch-2-UK R'g	1:03.988	6		0	3.675	0.078
35	26	C	Richard FERGUSON	Honda - Team Ferguson Racing	1:04.955	22	1:04.353	16	4.040	0.365
36	71	C	Andrew REID	Honda - Team Aztec GP	1:04.633	6	4:44.328	2	4.320	0.280
37	29	C	Tarran MACKENZIE	Honda - Grant Racing / Alan Duffus M/CS	1:06.736	22	1:05.549	23	5.236	0.916

Weather / Track : Bright / Dry

These results are provisional until the conclusion of any judicial and technical matters.

Mallory Park

Circuit Length = 1.4100 miles

Start: 13:40 End: 14:11

Race Director :

Stewards :

Timekeeper :

2010 SpeedyRetail.com British 125GP Championship & ACU Academy Cup QUALIFYING 2 - CLASSIFICATION

POS	NO	CL	NAME	ENTRY	TIME	ON	LAPS	GAP	DIFF	MPH
1	13		Rob GUIVER	Honda - SP125 / Brockwell Engineering	1:00.313	13	21			84.16
2	89	C	Fraser ROGERS	Honda - KRP / Racing Steps Foundations	1:00.593	26	28	0.280	0.280	83.77
3	7	C	Deane BROWN	Honda - Colin Appleyard / Macadam Racing	1:00.626	7	11	0.313	0.033	83.72
4	46		Ross WALKER	Honda - Ross Walker Racing	1:00.773	23	24	0.460	0.147	83.52
5	1		James LODGE	Seel/Honda - RS Racing / Earnshaws M'cycle	1:00.784	11	21	0.471	0.011	83.50
6	17	C	John McPHEE	Honda - KRP/Bradley Smith Racing	1:01.005	20	22	0.692	0.221	83.20
7	94	C	Sam HORNSEY	Honda - KRP / Bradley Smith Racing	1:01.203	21	25	0.890	0.198	82.93
8	44	C	Matthew DAVIES	Honda - SP125 / Fireplace Warehouse	1:01.452	19	22	1.139	0.249	82.60
9	14	C	Lee JACKSON	Honda - Team Jackson Racing	1:01.489	19	24	1.176	0.037	82.55
10	16		Shaun HORSMAN	Honda - Symitry IT	1:01.496	18	22	1.183	0.007	82.54
11	28		Jon VINCENT	Honda - G R Formby Heavy Transport	1:01.548	20	25	1.235	0.052	82.47
12	4		Philip WAKEFIELD	Honda - PWR / Sandbach Scrap Metal	1:01.634	17	23	1.321	0.086	82.35
13	22		Matthew PAULO	Honda - Grant Racing	1:01.846	19	19	1.533	0.212	82.07
14	12		Edward RENDELL	Honda - Dutch-2-UK / Breadline Racing	1:02.000	18	20	1.687	0.154	81.87
15	11	C	Tom WEEDEN	Honda - Tom Weeden Racing	1:02.049	20	24	1.736	0.049	81.80
16	10		Peter SUTHERLAND	Honda - Team Repli-Cast UK Racing	1:02.448	15	15	2.135	0.399	81.28
17	98	C	Wayne RYAN	Honda - KRP / Racing Steps Foundations	1:02.456	23	25	2.143	0.008	81.27
18	3		James FORD	Honda - E3 Motorsport	1:02.490	12	17	2.177	0.034	81.22
19	24		Ben BARRETT	Honda - Lowerdale Autos / SP 125 Racing	1:02.616	18	21	2.303	0.126	81.06
20	74	C	Curtis WRIGHT	Honda - Banks Racing	1:02.623	15	18	2.310	0.007	81.05
21	27		Catherine GREEN	Honda - CG Racing	1:02.683	21	23	2.370	0.060	80.97
22	9	C	Luca AGOSTINELLI	Honda - Grant Racing	1:02.839	20	25	2.526	0.156	80.77
23	76	C	Charlie KING	Honda - Phil Allen Racing	1:02.990	22	23	2.677	0.151	80.58
24	91		Ian STANFORD	Honda - I Stanford Racing	1:03.022	11	16	2.709	0.032	80.54
25	66	C	Kasey WYATT	Honda - Team Repli-Cast UK Racing	1:03.246	9	18	2.933	0.224	80.25
26	69	C	Joshua HARLAND	Honda - Josh Harland Racing	1:03.282	13	20	2.969	0.036	80.21
27	35	C	Elliot LODGE	Honda - Spike Racing	1:03.520	19	25	3.207	0.238	79.91
28	23		Jonathan LODGE	Honda - JJ Racing	1:03.545	7	15	3.232	0.025	79.88
29	51		Sam SHORROCK	Honda - Semms Fabrications	1:03.772	24	24	3.459	0.227	79.59
30	25		Neil DURHAM	Aprilia - Moto Strada	1:03.893	21	22	3.580	0.121	79.44
31	26	C	Richard FERGUSON	Honda - Team Ferguson Racing	1:04.353	15	16	4.040	0.460	78.87
32	33	C	Gary WINFIELD	Honda - Oxford TAG Racing	1:04.366	17	19	4.053	0.013	78.86
33	29	C	Tarran MACKENZIE	Honda - Grant Racing / Alan Duffus M/CS	1:05.549	21	23	5.236	1.183	77.43
QUALIFYING LAPTIME (110% of 1:00.313) = 1:06.344										
DNQ	71	C	Andrew REID	Honda - Team Aztec GP	4:44.328	1	2	3:44.015	3:38.779	17.85

Weather / Track : Bright / Dry

These results are provisional until the conclusion of any judicial and technical matters.

Mallory Park

Circuit Length = 1.4100 miles

Start: 13:40 End: 14:11

Race Director :

Stewards :

Timekeeper :

MCRCB BULLETIN TK055

**2010 SpeedyRetail.com British 125GP Championship & ACU Academy Cup
QUALIFYING 2 - SECTOR ANALYSIS**

1	James LODGE										RS Racing / Earnshaws M'cycles				
1-	24.993	98.1	37.337	109.1	1:02.330	12-	4:27.131	95.9	37.599	106.5	5:04.730				
2-	25.029	97.3	38.169	107.5	1:03.198	13-	24.799	97.3	37.299	106.9	1:02.098				
3-	4:01.124	97.1	40.032	107.4	4:41.156	14-	24.766	98.1	36.742	107.7	1:01.508				
4-	24.562	98.4	36.903	109.8	1:01.465	15-	25.633	95.2	36.745	107.7	1:02.378				
5-	24.768	100.0	36.877	107.7	1:01.645	16-	24.250	95.7	36.574	108.6	1:00.824				
6-	25.320	93.6	36.994	107.9	1:02.314	17-	25.516	94.4	38.250	108.6	1:03.766				
7-	27.243	85.5	39.789	108.1	1:07.032	18-	24.318	97.8	36.986	108.4	1:01.304				
8-	24.425	99.1	37.326	105.8	1:01.751	19-	24.992	97.0	37.212	107.5	1:02.204				
9-	24.936	99.1	36.985	108.1	1:01.921	20-	24.401	96.3	36.607	109.8	1:01.008				
10-	24.560	98.0	36.869	108.1	1:01.429	21-	24.758	96.7	37.475	102.1	1:02.233				
11-	24.250	99.6	36.534	108.2	1:00.784										
3	James FORD										E3 Motorsport				
1-	26.737	94.9	38.710	106.5	1:05.447	10-	24.993	97.0	37.562	106.9	1:02.555				
2-	2:30.570	71.4	51.663	105.8	3:22.233	11-	28.762	86.8	40.759	106.5	1:09.521				
3-	25.519	96.6	38.077	106.9	1:03.596	12-	24.915	96.3	37.575	105.7	1:02.490				
4-	25.215	96.4	37.782	107.5	1:02.997	13-	2:35.744	67.1	42.843	105.3	3:18.587				
5-	5:23.952	92.3	38.836	105.8	6:02.788	14-	25.015	95.9	37.679	106.9	1:02.694				
6-	25.121	96.0	37.677	105.8	1:02.798	15-	2:02.408	90.3	39.324	105.3	2:41.732				
7-	26.255	90.4	41.317	105.8	1:07.572	16-	24.842	96.0	39.039	104.9	1:03.881				
8-	25.068	96.6	37.559	106.3	1:02.627	17-	25.060	95.3	37.810	107.2	1:02.870				
9-	26.104	89.0	41.354	105.3	1:07.458										
4	Philip WAKEFIELD										PWR / Sandbach Scrap Metal				
1-	28.135	86.4	42.056	93.2	1:10.191	13-	24.659	96.3	36.987	105.0	1:01.646				
2-	27.617	86.9	39.446	105.2	1:07.063	14-	25.297	94.7	38.372	104.9	1:03.669				
3-	25.339	95.1	38.074	104.9	1:03.413	15-	25.365	96.6	37.323	105.0	1:02.688				
4-	25.464	96.0	37.732	105.7	1:03.196	16-	24.644	95.7	37.058	105.7	1:01.702				
5-	24.957	96.8	37.611	105.7	1:02.568	17-	24.599	95.5	37.035	105.2	1:01.634				
6-	24.847	96.1	37.385	106.3	1:02.232	18-	24.764	95.3	37.213	105.2	1:01.977				
7-	24.961	96.4	37.063	105.5	1:02.024	19-	2:56.900	93.9	38.311	106.3	3:35.211				
8-	25.167	96.3	37.407	106.5	1:02.574	20-	24.841	95.3	36.926	105.0	1:01.767				
9-	24.924	94.8	37.289	106.7	1:02.213	21-	24.985	96.6	37.364	106.2	1:02.349				
10-	2:57.757	93.2	38.469	104.9	3:36.226	22-	25.015	94.7	36.815	105.5	1:01.830				
11-	24.860	95.2	37.593	105.3	1:02.453	23-	25.282	93.1	38.852	102.5	1:04.134				
12-	24.666	96.4	36.970	105.0	1:01.636										
7	Deane BROWN										C Colin Appleyard / Macadam Racing				
1-	25.958	97.7	38.640	107.5	1:04.598	7-	24.273	98.8	36.353	110.2	1:00.626				
2-	24.809	97.3	37.302	109.5	1:02.111	8-	24.663	97.5	38.459	108.9	1:03.122				
3-	25.700	96.6	38.491	109.7	1:04.191	9-	24.320	97.4	36.794	108.2	1:01.114				
4-	25.071	97.0	37.457	107.9	1:02.528	10-	24.436	97.7	36.728	109.5	1:01.164				
5-	24.716	97.3	37.085	108.2	1:01.801	11-	26.489	95.1	37.018	108.6	1:03.507				
6-	24.487	98.5	38.281	107.4	1:02.768										
9	Luca AGOSTINELLI										C Grant Racing				
1-	26.891	93.5	39.001	103.4	1:05.892	14-	25.258	95.5	37.828	102.9	1:03.086				
2-	26.071	94.0	38.618	101.5	1:04.689	15-	25.581	95.2	38.029	103.1	1:03.610				
3-	25.678	93.1	38.439	102.0	1:04.117	16-	25.509	94.8	37.618	105.7	1:03.127				
4-	25.734	94.4	38.075	103.7	1:03.809	17-	2:49.685	92.4	39.098	102.5	3:28.783				
5-	25.599	94.5	37.982	103.7	1:03.581	18-	25.726	93.5	38.247	102.8	1:03.973				
6-	25.928	94.3	37.978	103.6	1:03.906	19-	25.314	94.7	37.796	104.7	1:03.110				
7-	25.581	93.9	37.892	103.6	1:03.473	20-	24.945	95.2	37.894	103.2	1:02.839				
8-	25.355	93.6	37.550	104.5	1:02.905	21-	25.485	93.9	37.926	105.0	1:03.411				
9-	25.755	94.8	38.612	102.0	1:04.367	22-	25.080	93.6	37.944	103.9	1:03.024				
10-	25.535	93.7	37.654	104.0	1:03.189	23-	25.213	93.7	37.870	102.3	1:03.083				
11-	25.516	94.8	39.753	103.1	1:05.269	24-	25.556	92.6	37.611	104.5	1:03.167				
12-	26.226	94.3	38.179	104.5	1:04.405	25-	25.546	94.7	38.267	105.3	1:03.813				
13-	25.472	94.1	37.876	104.2	1:03.348										

Weather / Track : Bright / Dry

Mallory Park
Circuit Length = 1.4100 miles
Start: 13:40 End: 14:11

MCRCB BULLETIN TK055

**2010 SpeedyRetail.com British 125GP Championship & ACU Academy Cup
QUALIFYING 2 - SECTOR ANALYSIS**

10	Peter SUTHERLAND				Team Repli-Cast UK Racing						
1-	28.901	91.7	41.381	99.0	1:10.282	9-	24.931	95.9	38.033	106.3	1:02.964
2-	27.560	91.1	40.140	106.5	1:07.700	10-	25.366	95.5	37.597	105.8	1:02.963
3-	7:29.021	92.3	39.982	107.5	8:09.003	11-	24.899	95.9	37.568	106.0	1:02.467
4-	25.819	96.6	38.871	104.4	1:04.690	12-	24.985	96.3	37.524	106.0	1:02.509
5-	25.290	95.9	37.682	106.0	1:02.972	13-	25.027	95.1	37.458	105.3	1:02.485
6-	25.134	95.3	37.625	107.7	1:02.759	14-	25.357	95.2	38.295	105.3	1:03.652
7-	6:22.130	92.9	38.814	104.5	7:00.944	15-	24.950	95.3	37.498	106.0	1:02.448
8-	25.372	94.3	38.322	103.7	1:03.694						
11	Tom WEEDEN				C Tom Weeden Racing						
1-	27.387	94.9	39.892	105.0	1:07.279	13-	25.389	96.1	45.004	102.5	1:10.393
2-	25.543	95.6	37.598	106.7	1:03.141	14-	26.007	95.5	37.905	104.7	1:03.912
3-	27.899	93.5	38.596	106.3	1:06.495	15-	25.322	97.0	37.975	104.4	1:03.297
4-	25.864	94.1	38.205	106.2	1:04.069	16-	25.047	97.1	37.988	106.5	1:03.035
5-	25.246	96.3	37.990	106.9	1:03.236	17-	25.112	96.0	37.615	107.0	1:02.727
6-	36.157	91.2	38.773	105.5	1:14.930	18-	24.977	97.0	38.183	107.2	1:03.160
7-	25.373	96.8	37.847	105.5	1:03.220	19-	1:44.839	94.7	38.240	105.3	2:23.079
8-	2:13.006	94.5	39.851	106.7	2:52.857	20-	24.837	96.8	37.212	106.5	1:02.049
9-	25.542	94.8	39.453	103.9	1:04.995	21-	25.054	96.4	37.619	107.7	1:02.673
10-	25.217	96.0	37.634	105.8	1:02.851	22-	25.138	95.6	37.358	105.2	1:02.496
11-	26.096	74.6	39.517	107.4	1:05.613	23-	30.035	85.4	43.539	107.0	1:13.574
12-	25.339	98.8	37.861	104.2	1:03.200	24-	25.019	95.3	37.703	106.0	1:02.722
12	Edward RENDELL				Dutch-2-UK / Breadline Racing						
1-	26.559	91.6	39.544	102.9	1:06.103	11-	6:55.482	92.1	38.225	100.8	7:33.707
2-	26.560	93.3	38.586	102.3	1:05.146	12-	25.093	92.7	37.648	100.6	1:02.741
3-	25.607	93.7	38.672	102.3	1:04.279	13-	25.085	93.3	38.248	101.4	1:03.333
4-	25.150	92.8	37.775	102.8	1:02.925	14-	24.910	92.7	37.315	100.9	1:02.225
5-	24.700	94.1	38.025	101.8	1:02.725	15-	24.818	92.8	37.693	100.5	1:02.511
6-	24.927	93.5	37.663	101.1	1:02.590	16-	24.911	92.8	37.352	100.6	1:02.263
7-	25.027	93.5	37.954	100.5	1:02.981	17-	24.856	93.5	37.353	100.8	1:02.209
8-	25.204	93.6	37.591	103.4	1:02.795	18-	24.778	92.9	37.222	100.9	1:02.000
9-	24.892	93.6	37.408	101.7	1:02.300	19-	25.352	91.8	37.572	100.5	1:02.924
10-	24.978	93.3	37.419	102.1	1:02.397	20-	24.797	92.3	37.562	101.8	1:02.359
13	Rob GUIVER				SP125 / Brockwell Engineering						
1-	25.910	98.3	38.617	107.2	1:04.527	12-	24.236	97.3	36.257	107.9	1:00.493
2-	25.040	98.3	37.182	110.0	1:02.222	13-	24.088	97.8	36.225	107.9	1:00.313
3-	25.831	96.8	38.270	110.7	1:04.101	14-	8:16.057	91.8	37.200	107.9	8:53.257
4-	25.655	97.4	37.573	107.7	1:03.228	15-	24.772	97.4	36.501	108.1	1:01.273
5-	24.525	98.1	37.294	108.4	1:01.819	16-	24.456	98.5	36.593	107.5	1:01.049
6-	24.376	98.7	37.009	107.0	1:01.385	17-	24.159	97.7	36.589	108.1	1:00.748
7-	24.501	98.1	36.441	108.2	1:00.942	18-	24.260	97.1	36.196	107.4	1:00.456
8-	25.395	86.6	37.008	108.1	1:02.403	19-	24.261	98.4	36.615	107.5	1:00.876
9-	25.203	88.0	37.562	108.2	1:02.765	20-	24.322	97.7	36.731	108.6	1:01.053
10-	24.193	98.7	36.416	109.5	1:00.609	21-	24.262	97.7	36.746	107.0	1:01.008
11-	24.780	97.4	37.185	107.4	1:01.965						
14	Lee JACKSON				C Team Jackson Racing						
1-	25.546	97.1	38.120	106.0	1:03.666	13-	26.083	83.6	44.786	106.9	1:10.869
2-	25.016	97.8	38.828	106.5	1:03.844	14-	25.051	96.3	37.247	107.4	1:02.298
3-	25.777	96.4	37.675	105.5	1:03.452	15-	4:45.015	94.3	37.631	103.9	5:22.646
4-	25.282	95.1	37.526	105.2	1:02.808	16-	24.788	96.7	37.165	104.7	1:01.953
5-	24.916	96.0	37.467	105.8	1:02.383	17-	24.681	96.4	37.106	106.3	1:01.787
6-	24.956	97.7	37.283	106.2	1:02.239	18-	24.651	98.1	37.395	105.8	1:02.046
7-	25.120	96.1	37.008	106.2	1:02.128	19-	24.575	97.1	36.914	107.4	1:01.489
8-	24.715	97.4	36.960	105.7	1:01.675	20-	24.752	96.8	37.593	108.1	1:02.345
9-	24.935	95.7	37.134	105.5	1:02.069	21-	24.772	97.7	36.940	107.9	1:01.712
10-	25.306	98.5	37.371	107.7	1:02.677	22-	24.945	98.5	37.791	106.7	1:02.736
11-	25.075	96.6	38.053	105.8	1:03.128	23-	24.967	96.4	37.010	107.4	1:01.977
12-	24.862	95.7	37.197	106.0	1:02.059	24-	24.584	97.0	37.219	106.9	1:01.803

Weather / Track : Bright / Dry

Mallory Park
Circuit Length = 1.4100 miles
Start: 13:40 End: 14:11

MCRCB BULLETIN TK055

**2010 SpeedyRetail.com British 125GP Championship & ACU Academy Cup
QUALIFYING 2 - SECTOR ANALYSIS**

16	Shaun HORSMAN				Symitry IT						
1-	25.348	97.3	38.048	106.2	1:03.396	12-	24.935	96.7	37.918	107.7	1:02.853
2-	24.783	98.4	38.502	108.4	1:03.285	13-	25.104	97.1	38.045	106.9	1:03.149
3-	26.870	97.0	39.214	107.0	1:06.084	14-	24.659	97.7	37.605	106.7	1:02.264
4-	25.834	97.4	38.226	107.4	1:04.060	15-	25.177	95.5	37.295	108.2	1:02.472
5-	24.811	98.3	37.610	106.5	1:02.421	16-	24.767	96.0	37.132	107.5	1:01.899
6-	24.548	98.5	37.261	107.4	1:01.809	17-	24.554	98.8	37.127	107.7	1:01.681
7-	24.519	98.5	37.381	107.0	1:01.900	18-	24.562	97.7	36.934	108.6	1:01.496
8-	24.453	98.7	37.538	108.1	1:01.991	19-	25.300	95.5	38.356	105.7	1:03.656
9-	24.715	96.7	37.561	106.7	1:02.276	20-	24.625	97.4	37.634	105.8	1:02.259
10-	24.540	98.1	37.283	106.7	1:01.823	21-	24.495	96.0	46.516	104.7	1:11.011
11-	7:03.260	89.0	40.207	106.0	7:43.467	22-	24.882	98.4	36.843	108.8	1:01.725
17	John McPHEE				C KRP/Bradley Smith Racing						
1-	28.203	88.7	42.382	94.8	1:10.585	12-	25.841	99.7	38.765	108.9	1:04.606
2-	28.994	88.2	41.165	106.7	1:10.159	13-	25.079	100.2	37.396	112.2	1:02.475
3-	25.337	100.6	38.219	111.8	1:03.556	14-	24.446	101.2	37.008	111.8	1:01.454
4-	25.108	102.5	38.692	111.8	1:03.800	15-	24.912	98.4	37.263	111.1	1:02.175
5-	25.747	99.9	38.153	110.4	1:03.900	16-	32.154	79.7	38.226	109.8	1:10.380
6-	25.057	101.5	37.911	111.8	1:02.968	17-	24.818	100.8	36.845	109.7	1:01.663
7-	26.094	100.5	37.564	109.1	1:03.658	18-	24.498	100.9	36.770	110.9	1:01.268
8-	24.683	101.4	36.918	110.9	1:01.601	19-	24.823	98.0	40.082	109.8	1:04.905
9-	24.710	101.1	37.965	110.0	1:02.675	20-	24.352	100.8	36.653	110.9	1:01.005
10-	25.366	98.0	52.356	110.6	1:17.722	21-	30.883	66.8	43.649	110.7	1:14.532
11-	4:49.497	80.4	43.151	107.9	5:32.648	22-	24.231	100.9	36.798	111.5	1:01.029
22	Matthew PAULO				Grant Racing						
1-	26.725	90.2	39.587	101.8	1:06.312	11-	6:37.072	73.2	47.944	96.7	7:25.016
2-	26.388	93.9	39.474	104.5	1:05.862	12-	27.106	88.4	40.106	97.5	1:07.212
3-	25.964	94.1	38.692	104.5	1:04.656	13-	25.976	90.7	38.703	103.6	1:04.679
4-	25.546	93.2	38.313	102.8	1:03.859	14-	25.340	91.1	37.975	103.6	1:03.315
5-	25.466	94.4	38.177	104.2	1:03.643	15-	24.843	94.5	37.330	104.9	1:02.173
6-	25.095	94.9	38.357	104.0	1:03.452	16-	25.255	91.9	37.852	104.7	1:03.107
7-	24.946	94.4	37.990	104.4	1:02.936	17-	24.837	95.9	37.976	105.7	1:02.813
8-	25.074	95.3	37.515	104.4	1:02.589	18-	25.000	93.9	37.423	103.6	1:02.423
9-	24.808	95.3	37.673	104.9	1:02.481	19-	24.749	93.7	37.097	104.0	1:01.846
10-	24.893	93.7	37.394	104.4	1:02.287						
23	Jonathan LODGE				JJ Racing						
1-	26.210	92.4	39.853	103.4	1:06.063	9-	25.932	91.7	37.769	100.6	1:03.701
2-	25.916	93.2	38.643	102.0	1:04.559	10-	25.524	92.3	38.339	101.1	1:03.863
3-	25.412	93.2	38.931	102.8	1:04.343	11-	4:57.932	91.2	39.255	98.3	5:37.187
4-	25.637	93.6	38.679	102.6	1:04.316	12-	26.418	92.8	43.775	101.4	1:10.193
5-	25.519	93.9	38.633	101.7	1:04.152	13-	25.997	91.8	38.723	99.3	1:04.720
6-	25.720	94.1	40.289	101.1	1:06.009	14-	2:18.378	89.2	39.014	99.1	2:57.392
7-	25.444	93.3	38.101	102.0	1:03.545	15-	26.037	88.5	38.935	98.0	1:04.972
8-	25.641	92.9	40.706	100.9	1:06.347						
24	Ben BARRETT				Lowerdale Autos / SP 125 Racing						
1-	26.723	93.3	38.695	104.9	1:05.418	12-	25.597	95.1	38.077	106.2	1:03.674
2-	25.854	95.2	37.729	105.7	1:03.583	13-	25.392	95.7	37.778	104.7	1:03.170
3-	25.299	95.1	37.558	105.5	1:02.857	14-	25.398	95.9	37.761	103.7	1:03.159
4-	25.933	94.0	37.758	104.7	1:03.691	15-	25.477	94.4	37.314	105.0	1:02.791
5-	25.390	95.2	37.664	105.0	1:03.054	16-	25.386	95.2	37.398	105.7	1:02.784
6-	25.336	96.6	38.449	105.8	1:03.785	17-	25.311	96.3	37.394	104.9	1:02.705
7-	25.534	95.1	38.071	105.7	1:03.605	18-	25.374	94.4	37.242	105.3	1:02.616
8-	25.442	96.8	38.336	105.7	1:03.778	19-	25.397	93.9	37.460	102.9	1:02.857
9-	25.397	96.3	37.840	104.4	1:03.237	20-	25.820	94.3	38.656	104.7	1:04.476
10-	7:14.276	91.9	39.365	103.2	7:53.641	21-	25.246	95.2	37.652	105.0	1:02.898
11-	26.034	94.9	38.166	104.7	1:04.200						

Weather / Track : Bright / Dry

Mallory Park
Circuit Length = 1.4100 miles
Start: 13:40 End: 14:11

MCRCB BULLETIN TK055

2010 SpeedyRetail.com British 125GP Championship & ACU Academy Cup

QUALIFYING 2 - SECTOR ANALYSIS

25	Neil DURHAM										Moto Strada				
1-	30.220	83.2	41.463	103.9	1:11.683	12-	26.051	93.2	38.123	101.8	1:04.174				
2-	27.314	94.0	39.678	104.7	1:06.992	13-	5:14.261	89.2	39.855	100.8	5:54.116				
3-	26.721	94.3	38.862	104.2	1:05.583	14-	26.349	94.7	38.076	104.9	1:04.425				
4-	26.452	94.3	38.504	104.5	1:04.956	15-	25.981	94.9	38.149	104.4	1:04.130				
5-	26.431	95.2	43.332	100.3	1:09.763	16-	25.739	94.8	38.386	103.2	1:04.125				
6-	26.856	94.9	38.706	104.9	1:05.562	17-	26.375	94.5	38.298	103.2	1:04.673				
7-	26.446	93.9	38.531	102.6	1:04.977	18-	26.165	94.4	38.910	105.2	1:05.075				
8-	26.174	94.9	38.399	104.4	1:04.573	19-	25.580	95.3	38.529	104.9	1:04.109				
9-	26.094	94.8	38.088	104.9	1:04.182	20-	26.301	94.0	38.187	103.1	1:04.488				
10-	26.147	93.9	38.176	105.0	1:04.323	21-	26.049	94.7	37.844	104.0	1:03.893				
11-	25.997	94.7	38.503	104.5	1:04.500	22-	25.959	92.4	38.567	102.8	1:04.526				
26	Richard FERGUSON										C Team Ferguson Racing				
1-	27.752	94.5	42.419	106.3	1:10.171	9-	25.864	96.4	39.458	102.0	1:05.322				
2-	27.990	97.0	40.420	103.9	1:08.410	10-	3:52.194	94.9	40.062	103.9	4:32.256				
3-	26.450	96.8	40.568	102.9	1:07.018	11-	26.666	96.8	39.391	100.0	1:06.057				
4-	27.094	95.2	39.835	101.5	1:06.929	12-	25.965	96.6	38.859	103.4	1:04.824				
5-	26.279	96.1	39.768	98.8	1:06.047	13-	26.057	97.0	39.031	101.5	1:05.088				
6-	26.380	95.3	39.442	101.8	1:05.822	14-	25.631	96.4	38.915	101.7	1:04.546				
7-	26.335	96.3	39.590	102.6	1:05.925	15-	25.634	96.0	38.719	101.7	1:04.353				
8-	26.216	97.0	39.194	104.9	1:05.410	16-	25.739	95.7	38.704	103.4	1:04.443				
27	Catherine GREEN										CG Racing				
1-	26.992	93.3	40.216	104.4	1:07.208	13-	26.339	95.7	38.821	106.5	1:05.160				
2-	26.333	95.3	39.399	106.5	1:05.732	14-	26.285	94.8	38.445	107.2	1:04.730				
3-	26.620	95.7	38.581	106.9	1:05.201	15-	25.359	96.8	37.948	108.6	1:03.307				
4-	26.686	94.7	38.773	107.0	1:05.459	16-	25.189	96.8	37.703	106.5	1:02.892				
5-	26.546	94.5	39.544	106.2	1:06.090	17-	25.183	96.4	37.615	107.7	1:02.798				
6-	25.743	95.9	38.432	107.4	1:04.175	18-	25.237	97.0	38.162	107.5	1:03.399				
7-	25.470	96.8	38.241	107.9	1:03.711	19-	25.106	97.3	37.607	108.2	1:02.713				
8-	25.450	96.8	38.032	106.7	1:03.482	20-	25.045	96.0	37.871	107.7	1:02.916				
9-	25.381	97.3	38.095	107.4	1:03.476	21-	25.156	96.6	37.527	106.7	1:02.683				
10-	25.310	96.6	39.068	106.3	1:04.378	22-	26.320	94.3	39.197	107.0	1:05.517				
11-	4:33.433	93.9	39.784	105.3	5:13.217	23-	25.324	96.4	37.940	108.4	1:03.264				
12-	26.643	95.5	40.304	106.5	1:06.947										
28	Jon VINCENT										G R Formby Heavy Transport				
1-	26.176	96.8	38.086	105.7	1:04.262	14-	24.975	98.4	37.405	105.5	1:02.380				
2-	25.049	97.4	37.205	109.3	1:02.254	15-	25.770	96.0	37.391	105.5	1:03.161				
3-	26.578	97.3	37.873	108.6	1:04.451	16-	24.981	97.1	36.979	106.0	1:01.960				
4-	25.033	97.7	37.563	107.2	1:02.596	17-	24.782	97.5	36.982	108.4	1:01.764				
5-	24.939	96.6	37.256	106.3	1:02.195	18-	24.827	96.6	36.890	106.3	1:01.717				
6-	24.862	97.3	36.895	106.9	1:01.757	19-	24.786	97.5	36.944	106.5	1:01.730				
7-	24.850	97.8	37.045	107.4	1:01.895	20-	24.777	98.1	36.771	107.4	1:01.548				
8-	24.937	96.4	36.765	107.5	1:01.702	21-	24.831	97.3	36.954	108.1	1:01.785				
9-	24.979	97.3	36.820	108.6	1:01.799	22-	25.358	93.9	38.148	101.5	1:03.506				
10-	24.905	97.7	37.365	105.8	1:02.270	23-	25.270	96.3	37.116	106.3	1:02.386				
11-	3:55.746	95.5	38.089	105.2	4:33.835	24-	25.238	96.1	38.621	104.7	1:03.859				
12-	25.034	97.7	37.156	104.7	1:02.190	25-	24.919	96.4	37.307	107.2	1:02.226				
13-	25.266	98.1	37.048	106.0	1:02.314										
29	Tarran MACKENZIE										C Grant Racing / Alan Duffus M/CS				
1-	29.002	92.1	43.062	102.0	1:12.064	13-	26.582	95.2	40.222	103.1	1:06.804				
2-	26.904	94.1	41.202	102.8	1:08.106	14-	26.412	94.7	40.113	103.4	1:06.525				
3-	26.720	94.4	40.766	103.9	1:07.486	15-	26.272	95.3	39.793	104.4	1:06.065				
4-	25.899	95.7	40.398	102.8	1:06.297	16-	26.437	94.5	40.290	103.1	1:06.727				
5-	27.311	95.2	42.744	104.2	1:10.055	17-	26.123	94.4	40.239	103.4	1:06.362				
6-	26.627	94.7	41.656	98.8	1:08.283	18-	30.879	86.5	40.055	104.0	1:10.934				
7-	28.363	93.9	47.311	103.6	1:15.674	19-	25.975	94.5	40.589	104.2	1:06.564				
8-	26.644	93.9	40.322	102.9	1:06.966	20-	26.533	93.3	39.531	103.6	1:06.064				
9-	26.732	93.2	42.043	104.4	1:08.775	21-	26.044	95.3	39.505	104.4	1:05.549				
10-	26.303	94.9	40.337	104.5	1:06.640	22-	3:02.800	91.1	43.768	99.6	3:46.568				

Weather / Track : Bright / Dry

Mallory Park
Circuit Length = 1.4100 miles
Start: 13:40 End: 14:11

2010 SpeedyRetail.com British 125GP Championship & ACU Academy Cup

QUALIFYING 2 - SECTOR ANALYSIS

11 -	26.104	95.5	40.341	105.5	1:06.445	23 -	27.549	93.6	41.374	100.9	1:08.923
12 -	26.002	94.1	39.693	103.7	1:05.695						
33	Gary WINFIELD					C	Oxford TAG Racing				
1 -	26.659	95.6	39.118	105.8	1:05.777	11 -	25.598	94.4	38.965	103.6	1:04.563
2 -	25.923	95.5	38.976	104.4	1:04.899	12 -	27.917	89.5	38.896	104.2	1:06.813
3 -	3:13.778	94.0	39.072	101.7	3:52.850	13 -	25.875	93.7	39.292	102.6	1:05.167
4 -	26.096	94.1	38.891	103.2	1:04.987	14 -	26.522	89.0	39.403	104.4	1:05.925
5 -	25.860	94.0	38.705	102.5	1:04.565	15 -	26.173	94.4	38.736	105.0	1:04.909
6 -	2:05.793	94.1	38.600	102.9	2:44.393	16 -	26.011	93.7	39.960	101.1	1:05.971
7 -	26.116	92.6	39.056	102.6	1:05.172	17 -	25.857	94.5	38.509	105.0	1:04.366
8 -	4:46.667	92.7	40.237	99.4	5:26.904	18 -	26.735	83.3	40.334	101.7	1:07.069
9 -	26.260	95.5	39.185	101.5	1:05.445	19 -	25.761	93.2	40.532	95.6	1:06.293
10 -	26.486	91.6	39.309	105.0	1:05.795						
35	Elliot LODGE					C	Spike Racing				
1 -	26.123	95.3	39.799	108.2	1:05.922	14 -	3:04.987	93.1	38.945	107.0	3:43.932
2 -	25.456	96.3	38.661	107.4	1:04.117	15 -	25.417	95.2	38.228	107.5	1:03.645
3 -	25.875	94.8	38.863	109.8	1:04.738	16 -	25.310	95.6	38.294	107.7	1:03.604
4 -	25.600	96.1	38.658	107.7	1:04.258	17 -	25.242	94.8	38.489	107.0	1:03.731
5 -	25.464	97.0	38.919	107.7	1:04.383	18 -	25.356	95.2	38.471	106.0	1:03.827
6 -	25.744	97.3	39.649	107.5	1:05.393	19 -	25.248	96.4	38.272	107.9	1:03.520
7 -	25.454	95.1	38.542	107.5	1:03.996	20 -	25.306	97.0	38.336	108.2	1:03.642
8 -	25.399	96.6	39.592	108.6	1:04.991	21 -	25.099	97.1	38.790	108.2	1:03.889
9 -	25.498	96.7	38.348	107.2	1:03.846	22 -	26.879	94.8	38.613	106.7	1:05.492
10 -	25.746	94.9	38.592	107.5	1:04.338	23 -	25.421	96.7	38.130	107.4	1:03.551
11 -	25.719	93.7	39.900	108.2	1:05.619	24 -	25.769	94.9	37.967	108.4	1:03.736
12 -	25.489	95.1	38.235	107.5	1:03.724	25 -	27.356	88.5	39.375	107.0	1:06.731
13 -	25.449	94.7	38.800	107.9	1:04.249						
44	Matthew DAVIES					C	SP125 / Fireplace Warehouse				
1 -	26.005	96.3	38.196	107.0	1:04.201	12 -	24.976	96.7	37.061	108.2	1:02.037
2 -	25.165	97.7	37.102	109.8	1:02.267	13 -	24.685	97.8	37.308	108.8	1:01.993
3 -	26.350	95.1	38.756	108.2	1:05.106	14 -	25.371	97.1	37.177	106.0	1:02.548
4 -	24.805	97.5	37.420	109.1	1:02.225	15 -	7:09.338	93.6	38.279	106.0	7:47.617
5 -	24.850	98.7	37.824	108.2	1:02.674	16 -	25.081	97.4	37.062	106.9	1:02.143
6 -	25.415	97.3	37.168	106.5	1:02.583	17 -	24.920	97.3	36.914	108.1	1:01.834
7 -	24.821	97.7	37.321	107.0	1:02.142	18 -	25.084	97.4	37.086	107.5	1:02.170
8 -	24.867	97.3	37.134	106.2	1:02.001	19 -	24.616	97.5	36.836	106.3	1:01.452
9 -	25.116	97.4	37.464	108.1	1:02.580	20 -	24.965	96.8	36.975	107.0	1:01.940
10 -	24.972	97.5	36.698	107.9	1:01.670	21 -	24.533	96.6	37.630	103.6	1:02.163
11 -	24.995	97.1	37.068	107.7	1:02.063	22 -	25.833	94.9	45.848	102.3	1:11.681
46	Ross WALKER						Ross Walker Racing				
1 -	26.764	97.4	40.127	107.7	1:06.891	13 -	24.814	96.4	36.878	107.0	1:01.692
2 -	26.980	95.3	38.393	108.9	1:05.373	14 -	24.404	96.7	36.542	106.5	1:00.946
3 -	24.729	97.0	37.718	105.5	1:02.447	15 -	4:38.585	95.2	37.347	106.5	5:15.932
4 -	25.062	96.3	36.881	106.7	1:01.943	16 -	24.556	96.3	36.547	108.8	1:01.103
5 -	24.553	97.3	36.813	108.1	1:01.366	17 -	25.014	97.0	37.238	106.9	1:02.252
6 -	24.636	98.1	36.849	107.5	1:01.485	18 -	24.146	96.7	36.749	106.7	1:00.895
7 -	24.558	97.4	37.149	108.8	1:01.707	19 -	24.401	97.1	36.468	107.4	1:00.869
8 -	25.126	98.5	37.602	107.5	1:02.728	20 -	24.449	93.3	40.253	108.2	1:04.702
9 -	25.661	96.0	37.103	105.5	1:02.764	21 -	24.346	96.1	36.747	107.0	1:01.093
10 -	24.985	96.0	37.423	107.0	1:02.408	22 -	25.316	97.7	37.082	107.7	1:02.398
11 -	24.389	95.5	36.395	108.2	1:00.784	23 -	24.352	96.6	36.421	109.8	1:00.773
12 -	25.372	96.8	37.536	106.5	1:02.908	24 -	25.062	95.5	37.524	106.5	1:02.586
51	Sam SHORROCK						Semms Fabrications				
1 -	26.223	96.1	38.892	105.5	1:05.115	13 -	26.828	97.1	40.169	104.7	1:06.997
2 -	26.096	96.8	39.765	106.9	1:05.861	14 -	25.754	96.8	38.532	105.7	1:04.286
3 -	26.203	97.1	39.767	106.0	1:05.970	15 -	25.568	96.1	38.437	104.7	1:04.005
4 -	26.017	97.3	46.626	105.7	1:12.643	16 -	26.141	94.1	39.009	104.5	1:05.150
5 -	25.964	97.1	38.931	105.5	1:04.895	17 -	26.057	96.1	38.749	105.7	1:04.806
6 -	26.196	96.4	39.122	106.0	1:05.318	18 -	25.866	95.5	38.430	104.0	1:04.296

Weather / Track : Bright / Dry

Mallory Park
Circuit Length = 1.4100 miles
Start: 13:40 End: 14:11

MCRCB BULLETIN TK055

2010 SpeedyRetail.com British 125GP Championship & ACU Academy Cup

QUALIFYING 2 - SECTOR ANALYSIS

7-	25.925	96.3	40.006	101.8	1:05.931	19-	28.468	79.9	42.423	99.4	1:10.891
8-	3:23.253	84.6	50.181	103.4	4:13.434	20-	25.944	97.0	38.782	104.2	1:04.726
9-	25.988	96.1	38.878	106.2	1:04.866	21-	27.054	94.1	46.876	105.5	1:13.930
10-	25.910	96.1	38.491	105.7	1:04.401	22-	25.656	96.8	38.163	105.8	1:03.819
11-	26.117	96.4	38.992	101.8	1:05.109	23-	25.680	95.5	38.096	105.7	1:03.776
12-	33.022	72.5	42.966	102.8	1:15.988	24-	25.575	96.1	38.197	106.0	1:03.772
66	Kasey WYATT					C	Team Repli-Cast UK Racing				
1-	26.459	95.3	39.149	105.2	1:05.608	10-	25.279	95.9	38.915	103.4	1:04.194
2-	25.620	93.6	39.911	105.8	1:05.531	11-	4:17.795	68.0	42.537	103.1	5:00.332
3-	5:57.994	90.0	41.231	103.9	6:39.225	12-	26.293	93.2	39.160	103.9	1:05.453
4-	26.476	92.7	39.628	103.2	1:06.104	13-	25.512	94.4	38.187	102.9	1:03.699
5-	26.434	73.0	44.351	87.5	1:10.785	14-	25.446	95.3	38.109	104.2	1:03.555
6-	28.376	93.6	41.377	104.7	1:09.753	15-	25.511	94.0	38.045	103.4	1:03.556
7-	25.908	95.9	39.087	105.3	1:04.995	16-	25.547	93.6	38.404	103.2	1:03.951
8-	25.379	94.1	37.890	104.4	1:03.269	17-	25.509	93.3	38.061	103.2	1:03.570
9-	25.352	94.5	37.894	103.6	1:03.246	18-	25.500	93.5	44.037	103.2	1:09.537
69	Joshua HARLAND					C	Josh Harland Racing				
1-	27.582	96.0	40.456	105.7	1:08.038	11-	25.716	96.7	38.344	104.4	1:04.060
2-	26.439	96.8	39.186	105.0	1:05.625	12-	25.987	96.1	38.629	107.0	1:04.616
3-	25.990	96.1	38.590	105.7	1:04.580	13-	25.473	96.3	37.809	106.9	1:03.282
4-	26.273	95.9	38.632	105.3	1:04.905	14-	25.810	96.4	38.647	106.0	1:04.457
5-	25.644	96.4	38.184	104.7	1:03.828	15-	25.947	96.0	45.791	102.5	1:11.738
6-	3:13.155	93.7	40.345	103.6	3:53.500	16-	26.366	96.8	38.738	107.0	1:05.104
7-	26.120	97.0	39.268	104.7	1:05.388	17-	1:47.462	95.5	39.231	103.6	2:26.693
8-	4:05.028	95.1	39.246	102.9	4:44.274	18-	25.700	96.1	38.119	104.0	1:03.819
9-	26.370	96.0	38.557	103.9	1:04.927	19-	25.808	95.5	38.517	103.9	1:04.325
10-	27.215	97.0	38.807	106.0	1:06.022	20-	25.986	94.3	38.435	103.7	1:04.421
71	Andrew REID					C	Team Aztec GP				
1-	4:02.356	83.0	41.972	91.9	4:44.328	2-	11:35.718	88.8	39.332	103.1	12:15.050
74	Curtis WRIGHT					C	Banks Racing				
1-	26.423	95.1	38.924	106.9	1:05.347	10-	25.245	95.5	37.671	105.8	1:02.916
2-	25.646	95.9	38.099	107.2	1:03.745	11-	5:43.986	95.2	39.015	102.6	6:23.001
3-	26.259	95.1	39.638	106.0	1:05.897	12-	26.021	93.1	38.101	105.7	1:04.122
4-	25.823	95.1	38.381	106.5	1:04.204	13-	25.427	95.2	37.955	105.8	1:03.382
5-	25.702	95.2	41.857	106.3	1:07.559	14-	25.288	95.6	38.353	108.2	1:03.641
6-	25.596	95.5	38.624	106.7	1:04.220	15-	25.205	94.7	37.418	106.7	1:02.623
7-	25.524	95.9	38.461	105.8	1:03.985	16-	2:43.728	95.5	38.128	106.2	3:21.856
8-	25.308	96.3	38.144	105.7	1:03.452	17-	25.253	95.7	37.689	106.2	1:02.942
9-	25.653	96.1	37.935	106.2	1:03.588	18-	29.742	87.4	38.691	104.7	1:08.433
76	Charlie KING					C	Phil Allen Racing				
1-	26.827	94.3	45.493	103.2	1:12.320	13-	25.626	92.9	38.020	103.1	1:03.646
2-	25.953	92.7	38.633	103.4	1:04.586	14-	2:35.533	92.2	39.398	104.7	3:14.931
3-	25.895	93.2	38.486	102.9	1:04.381	15-	26.518	74.3	40.989	100.6	1:07.507
4-	25.808	92.7	38.690	104.2	1:04.498	16-	27.070	77.9	41.919	104.2	1:08.989
5-	26.289	93.5	38.651	104.9	1:04.940	17-	25.489	92.8	37.955	104.0	1:03.444
6-	27.080	86.7	38.350	104.2	1:05.430	18-	25.411	93.2	38.254	103.6	1:03.665
7-	26.461	85.6	46.360	103.7	1:12.821	19-	25.412	93.6	38.304	103.4	1:03.716
8-	25.405	93.6	37.948	103.4	1:03.353	20-	26.353	79.9	45.797	105.2	1:12.150
9-	25.611	93.5	42.510	102.5	1:08.121	21-	25.446	94.0	38.017	104.5	1:03.463
10-	25.983	93.1	38.067	102.8	1:04.050	22-	25.201	93.2	37.789	103.7	1:02.990
11-	25.450	92.3	38.008	102.9	1:03.458	23-	30.488	80.8	42.011	103.4	1:12.499
12-	25.531	92.8	44.968	103.2	1:10.499						
89	Fraser ROGERS					C	KRP / Racing Steps Foundations				
1-	29.007	86.6	42.822	97.4	1:11.829	15-	24.349	100.0	36.618	109.3	1:00.967
2-	27.166	92.2	39.082	108.8	1:06.248	16-	25.577	99.4	39.354	109.3	1:04.931
3-	24.880	98.5	37.163	110.2	1:02.043	17-	24.381	99.7	36.936	109.3	1:01.317
4-	24.600	99.3	37.430	109.8	1:02.030	18-	24.593	99.0	36.670	109.1	1:01.263

Weather / Track : Bright / Dry

Mallory Park
Circuit Length = 1.4100 miles
Start: 13:40 End: 14:11

2010 SpeedyRetail.com British 125GP Championship & ACU Academy Cup

QUALIFYING 2 - SECTOR ANALYSIS

5-	24.255	99.9	36.558	109.1	1:00.813	19-	24.217	97.8	36.549	109.8	1:00.766
6-	24.828	99.0	36.459	109.5	1:01.287	20-	24.289	99.0	37.195	109.3	1:01.484
7-	24.423	99.1	36.526	109.8	1:00.949	21-	24.712	98.3	36.952	109.7	1:01.664
8-	24.292	99.4	37.099	109.5	1:01.391	22-	24.427	98.1	36.815	110.4	1:01.242
9-	24.390	99.0	36.438	109.5	1:00.828	23-	24.532	98.7	36.400	110.0	1:00.932
10-	24.364	98.0	37.184	109.3	1:01.548	24-	24.333	98.4	36.904	110.4	1:01.237
11-	24.151	98.8	36.672	109.5	1:00.823	25-	24.157	97.0	36.857	108.2	1:01.014
12-	24.393	99.9	36.871	111.1	1:01.264	26-	24.334	98.1	36.259	109.3	1:00.593
13-	24.300	100.2	36.626	109.3	1:00.926	27-	24.659	97.0	37.301	106.9	1:01.960
14-	24.318	99.7	36.737	108.9	1:01.055	28-	24.576	98.7	36.509	111.1	1:01.085
91	Ian STANFORD					I Stanford Racing					
1-	29.319	81.0	43.715	86.0	1:13.034	9-	25.672	93.7	38.484	102.9	1:04.156
2-	28.718	81.9	42.788	88.1	1:11.506	10-	25.465	93.9	37.796	104.2	1:03.261
3-	27.906	82.7	42.513	86.5	1:10.419	11-	25.169	94.4	37.853	103.2	1:03.022
4-	28.418	83.1	42.518	87.6	1:10.936	12-	30.825	88.8	39.697	104.0	1:10.522
5-	28.191	83.2	42.127	86.7	1:10.318	13-	25.598	95.2	46.021	103.7	1:11.619
6-	28.641	83.2	45.819	91.2	1:14.460	14-	28.610	89.0	44.446	101.4	1:13.056
7-	11:03.782	87.4	44.683	101.4	11:48.465	15-	27.476	62.8	40.638	105.2	1:08.114
8-	26.590	91.9	42.169	102.5	1:08.759	16-	25.736	94.9	38.227	104.7	1:03.963
94	Sam HORNSEY					C KRP / Bradley Smith Racing					
1-	28.512	90.7	40.674	101.2	1:09.186	14-	24.742	98.7	47.802	102.8	1:12.544
2-	28.539	89.2	40.661	106.7	1:09.200	15-	31.286	75.6	42.032	102.1	1:13.318
3-	25.409	97.5	37.990	110.0	1:03.399	16-	26.587	94.7	38.316	106.9	1:04.903
4-	25.414	99.3	38.333	106.7	1:03.747	17-	25.141	95.9	37.365	109.1	1:02.506
5-	25.002	98.7	43.852	109.1	1:08.854	18-	24.596	98.0	36.643	108.6	1:01.239
6-	25.806	97.7	37.793	108.1	1:03.599	19-	24.746	97.4	36.944	108.2	1:01.690
7-	31.400	85.5	38.786	108.1	1:10.186	20-	24.696	97.0	37.026	109.1	1:01.722
8-	24.768	98.8	37.624	108.9	1:02.392	21-	24.636	97.8	36.567	108.6	1:01.203
9-	24.545	99.1	37.135	109.3	1:01.680	22-	1:43.291	81.4	38.569	108.1	2:21.860
10-	24.776	98.5	41.428	106.9	1:06.204	23-	24.779	97.7	37.034	108.1	1:01.813
11-	25.100	98.7	37.457	108.9	1:02.557	24-	25.073	97.5	37.419	108.1	1:02.492
12-	24.544	98.4	37.285	108.6	1:01.829	25-	24.616	97.5	37.491	107.9	1:02.107
13-	24.710	98.0	37.006	108.2	1:01.716						
98	Wayne RYAN					C KRP / Racing Steps Foundations					
1-	29.072	87.8	42.877	98.4	1:11.949	14-	25.308	100.2	37.438	109.5	1:02.746
2-	28.187	94.4	40.686	109.7	1:08.873	15-	26.372	83.5	39.014	109.1	1:05.386
3-	25.834	99.6	38.466	110.6	1:04.300	16-	25.480	99.7	38.143	109.3	1:03.623
4-	25.528	99.0	39.219	108.9	1:04.747	17-	25.364	99.0	38.188	110.0	1:03.552
5-	25.765	99.1	37.899	109.3	1:03.664	18-	25.097	99.6	37.888	109.5	1:02.985
6-	25.225	100.2	37.920	109.1	1:03.145	19-	25.118	99.9	37.554	109.1	1:02.672
7-	26.416	98.0	38.128	109.7	1:04.544	20-	25.042	99.3	37.725	110.2	1:02.767
8-	25.202	100.2	37.791	110.0	1:02.993	21-	24.950	99.9	37.723	109.1	1:02.673
9-	25.278	99.1	37.660	110.9	1:02.938	22-	24.944	100.0	37.599	110.2	1:02.543
10-	25.014	100.9	38.511	109.7	1:03.525	23-	24.714	99.6	37.742	109.5	1:02.456
11-	25.438	99.4	38.177	110.0	1:03.615	24-	1:57.852	89.7	38.692	108.8	2:36.544
12-	25.063	99.6	38.043	110.6	1:03.106	25-	24.906	99.3	39.488	107.4	1:04.394
13-	25.037	100.5	40.911	105.5	1:05.948						

Weather / Track : Bright / Dry

Mallory Park
Circuit Length = 1.4100 miles
Start: 13:40 End: 14:11

MCRCB BULLETIN TK056

2010 SpeedyRetail.com British 125GP Championship & ACU Academy Cup

QUALIFYING 2 - SPEED TRAPS

SECTOR 1				SECTOR 2			FINISH LINE			
POS	NO	NAME	MPH	NO	NAME	MPH	NO	NAME	MPH	
1	9	Luca AGOSTINELLI	107.9				17	John McPHEE	113.0	
2	17	John McPHEE	102.5				89	Fraser ROGERS	112.2	
3	98	Wayne RYAN	100.9				7	Deane BROWN	111.8	
4	89	Fraser ROGERS	100.2				94	Sam HORNSEY	111.3	
5	1	James LODGE	100.0				98	Wayne RYAN	110.9	
6	94	Sam HORNSEY	99.3				13	Rob GUIVER	110.7	
7	7	Deane BROWN	98.8				44	Matthew DAVIES	110.6	
8	11	Tom WEEDEN	98.8				1	James LODGE	110.4	
9	16	Shaun HORSMAN	98.8				14	Lee JACKSON	110.0	
10	13	Rob GUIVER	98.7				35	Elliot LODGE	109.8	
11	44	Matthew DAVIES	98.7				46	Ross WALKER	109.8	
12	14	Lee JACKSON	98.5				27	Catherine GREEN	109.7	
13	46	Ross WALKER	98.5				10	Peter SUTHERLAND	109.5	
14	28	Jon VINCENT	98.4				16	Shaun HORSMAN	109.3	
15	66	Kasey WYATT	98.1				28	Jon VINCENT	109.3	
16	27	Catherine GREEN	97.3				11	Tom WEEDEN	108.4	
17	35	Elliot LODGE	97.3				74	Curtis WRIGHT	108.2	
18	51	Sam SHORROCK	97.3				66	Kasey WYATT	107.9	
19	69	Joshua HARLAND	97.3				51	Sam SHORROCK	107.7	
20	3	James FORD	97.0				3	James FORD	107.5	
21	26	Richard FERGUSON	97.0				91	Ian STANFORD	107.2	
22	4	Philip WAKEFIELD	96.8				69	Joshua HARLAND	107.0	
23	24	Ben BARRETT	96.8				24	Ben BARRETT	106.9	
24	10	Peter SUTHERLAND	96.7				4	Philip WAKEFIELD	106.7	
25	74	Curtis WRIGHT	96.3				25	Neil DURHAM	106.5	
26	22	Matthew PAULO	95.9				26	Richard FERGUSON	106.5	
27	29	Tarran MACKENZIE	95.7				33	Gary WINFIELD	106.3	
28	33	Gary WINFIELD	95.6				22	Matthew PAULO	106.2	
29	25	Neil DURHAM	95.3				9	Luca AGOSTINELLI	105.7	
30	91	Ian STANFORD	95.2				29	Tarran MACKENZIE	105.5	
31	76	Charlie KING	94.3				76	Charlie KING	105.2	
32	12	Edward RENDELL	94.1				12	Edward RENDELL	103.9	
33	23	Jonathan LODGE	94.1				23	Jonathan LODGE	103.6	
34	71	Andrew REID	88.8				71	Andrew REID	103.1	

Weather / Track : Bright / Dry

Mallory Park
Circuit Length = 1.4100 miles
Start: 13:40 End: 14:11

MCRCB BULLETIN TK057

2010 SpeedyRetail.com British 125GP Championship & ACU Academy Cup

QUALIFYING 2 - BEST SECTOR TIMES

SECTOR 1			SECTOR 2			IDEAL / BEST COMPARISON						
POS	NO	NAME	TIME	NO	NAME	TIME	POS	NO	NAME	IDEAL	BEST	DIFF
1	13	GUIVER	24.088	13	GUIVER	36.196	7	13	GUIVER	1:00.284	1:00.313	0.029
2	46	WALKER	24.146	89	ROGERS	36.259	2	89	ROGERS	1:00.410	1:00.593	0.183
3	89	ROGERS	24.151	7	BROWN	36.353	3	46	WALKER	1:00.541	1:00.773	0.232
4	17	McPHEE	24.231	46	WALKER	36.395	4	7	BROWN	1:00.626	1:00.626	0.000
5	1	LODGE	24.250	1	LODGE	36.534	5	1	LODGE	1:00.784	1:00.784	0.000
6	7	BROWN	24.273	94	HORNSEY	36.567	6	17	McPHEE	1:00.884	1:01.005	0.121
7	16	HORSMAN	24.453	17	McPHEE	36.653	7	94	HORNSEY	1:01.111	1:01.203	0.092
8	44	DAVIES	24.533	44	DAVIES	36.698	8	44	DAVIES	1:01.231	1:01.452	0.221
9	94	HORNSEY	24.544	28	VINCENT	36.765	9	16	HORSMAN	1:01.296	1:01.496	0.200
10	14	JACKSON	24.575	4	WAKEFIELD	36.815	10	4	WAKEFIELD	1:01.414	1:01.634	0.220
11	4	WAKEFIELD	24.599	16	HORSMAN	36.843	11	14	JACKSON	1:01.489	1:01.489	0.000
12	12	RENDELL	24.700	14	JACKSON	36.914	12	28	VINCENT	1:01.542	1:01.548	0.006
13	98	RYAN	24.714	22	PAULO	37.097	13	22	PAULO	1:01.846	1:01.846	0.000
14	22	PAULO	24.749	11	WEEDEN	37.212	14	12	RENDELL	1:01.922	1:02.000	0.078
15	28	VINCENT	24.777	12	RENDELL	37.222	15	11	WEEDEN	1:02.049	1:02.049	0.000
16	11	WEEDEN	24.837	24	BARRETT	37.242	16	98	RYAN	1:02.152	1:02.456	0.304
17	3	FORD	24.842	74	WRIGHT	37.418	17	10	SUTHERLAND	1:02.357	1:02.448	0.091
18	10	SUTHERLAND	24.899	98	RYAN	37.438	18	3	FORD	1:02.401	1:02.490	0.089
19	9	AGOSTINELLI	24.945	10	SUTHERLAND	37.458	19	24	BARRETT	1:02.488	1:02.616	0.128
20	27	GREEN	25.045	27	GREEN	37.527	20	9	AGOSTINELLI	1:02.495	1:02.839	0.344
21	35	LODGE	25.099	9	AGOSTINELLI	37.550	21	27	GREEN	1:02.572	1:02.683	0.111
22	91	STANFORD	25.169	3	FORD	37.559	22	74	WRIGHT	1:02.623	1:02.623	0.000
23	76	KING	25.201	23	LODGE	37.769	23	91	STANFORD	1:02.965	1:03.022	0.057
24	74	WRIGHT	25.205	76	KING	37.789	24	76	KING	1:02.990	1:02.990	0.000
25	24	BARRETT	25.246	91	STANFORD	37.796	25	35	LODGE	1:03.066	1:03.520	0.454
26	66	WYATT	25.279	69	HARLAND	37.809	26	66	WYATT	1:03.169	1:03.246	0.077
27	23	LODGE	25.412	25	DURHAM	37.844	27	23	LODGE	1:03.181	1:03.545	0.364
28	69	HARLAND	25.473	66	WYATT	37.890	28	69	HARLAND	1:03.282	1:03.282	0.000
29	51	SHORROCK	25.568	35	LODGE	37.967	29	25	DURHAM	1:03.424	1:03.893	0.469
30	25	DURHAM	25.580	51	SHORROCK	38.096	30	51	SHORROCK	1:03.664	1:03.772	0.108
31	33	WINFIELD	25.598	33	WINFIELD	38.509	31	33	WINFIELD	1:04.107	1:04.366	0.259
32	26	FERGUSON	25.631	26	FERGUSON	38.704	32	26	FERGUSON	1:04.335	1:04.353	0.018
33	71	REID	25.740	71	REID	39.332	33	71	REID	1:05.072	4:44.328	3:39.256
34	29	MACKENZIE	25.899	29	MACKENZIE	39.505	34	29	MACKENZIE	1:05.404	1:05.549	0.145
Perfect lap										1:00.284		

Weather / Track : Bright / Dry


Mallory Park
Circuit Length = 1.4100 miles
Start: 13:40 End: 14:11

MCRCB BULLETIN TK058

2010 SpeedyRetail.com British 125GP Championship & ACU Academy Cup

RACE 6 - PROVISIONAL GRID

ROW 9	1:04.633 71 Andrew REID	1:04.353 26 Richard FERGUSON	1:03.988 57 Simon LOW	1:03.910 33 Gary WINFIELD
ROW 8	1:03.772 51 Sam SHORROCK	1:03.683 25 Neil DURHAM	1:03.545 23 Jonathan LODGE	1:03.434 35 Elliot LODGE
ROW 7	1:03.426 19 Michael HILL	1:03.282 69 Joshua HARLAND	1:03.022 91 Ian STANFORD	1:02.990 76 Charlie KING
ROW 6	1:02.839 9 Luca AGOSTINELLI	1:02.683 27 Catherine GREEN	1:02.669 66 Kasey WYATT	1:02.623 74 Curtis WRIGHT
ROW 5	1:02.616 24 Ben BARRETT	1:02.490 3 James FORD	1:02.456 98 Wayne RYAN	1:02.264 10 Peter SUTHERLAND
ROW 4	1:02.162 6 William DUNLOP	1:02.049 11 Tom WEEDEN	1:02.000 12 Edward RENDELL	1:01.846 22 Matthew PAULO
ROW 3	1:01.575 4 Philip WAKEFIELD	1:01.548 28 Jon VINCENT	1:01.494 16 Shaun HORSMAN	1:01.489 14 Lee JACKSON
ROW 2	1:01.010 94 Sam HORNSEY	1:01.005 17 John McPHEE	1:00.773 46 Ross WALKER	1:00.626 7 Deane BROWN
ROW 1	1:00.621 1 James LODGE	1:00.593 89 Fraser ROGERS	1:00.436 44 Matthew DAVIES	1:00.313 13 Rob GUIVER
Pole				



Mallory Park
Circuit Length = 1.4100 miles

These results are provisional until the conclusion of any judicial and technical matters.

Race Director :

Stewards :

Timekeeper :

MCRCB BULLETIN TK114

2010 SpeedyRetail.com British 125GP Championship & ACU Academy Cup WARM-UP - CLASSIFICATION

POS	NO	CL	NAME	ENTRY	TIME	ON	LAPS	GAP	DIFF	MPH
1	89	C	Fraser ROGERS	Honda - KRP / Racing Steps Foundations	1:00.095	6	7			84.46
2	13		Rob GUIVER	Honda - SP125 / Brockwell Engineering	1:00.690	2	7	0.595	0.595	83.63
3	1		James LODGE	Seel/Honda - RS Racing / Earnshaws M'cycle	1:00.911	7	7	0.816	0.221	83.33
4	17	C	John McPHEE	Honda - KRP/Bradley Smith Racing	1:01.246	7	7	1.151	0.335	82.87
5	14	C	Lee JACKSON	Honda - Team Jackson Racing	1:01.311	6	7	1.216	0.065	82.79
6	94	C	Sam HORNSEY	Honda - KRP / Bradley Smith Racing	1:01.387	4	7	1.292	0.076	82.68
7	7	C	Deane BROWN	Honda - Colin Appleyard / Macadam Racing	1:01.401	6	7	1.306	0.014	82.67
8	28		Jon VINCENT	Honda - G R Formby Heavy Transport	1:01.911	6	7	1.816	0.510	81.98
9	4		Philip WAKEFIELD	Honda - PWR / Sandbach Scrap Metal	1:01.918	6	6	1.823	0.007	81.98
10	44	C	Matthew DAVIES	Honda - SP125 / Fireplace Warehouse	1:01.970	2	7	1.875	0.052	81.91
11	16		Shaun HORSMAN	Honda - Symity IT	1:02.054	7	7	1.959	0.084	81.80
12	77		Taylor MACKENZIE	Honda - KRP Node 4 MMCG	1:02.185	7	7	2.090	0.131	81.62
13	6		William DUNLOP	Honda -	1:02.375	6	7	2.280	0.190	81.37
14	12		Edward RENDELL	Honda - Dutch-2-UK / Breadline Racing	1:02.433	7	7	2.338	0.058	81.30
15	11	C	Tom WEEDEN	Honda - Tom Weeden Racing	1:02.470	4	7	2.375	0.037	81.25
16	46		Ross WALKER	Honda - Ross Walker Racing	1:02.475	6	6	2.380	0.005	81.24
17	10		Peter SUTHERLAND	Honda - Team Repli-Cast UK Racing	1:02.618	6	7	2.523	0.143	81.06
18	3		James FORD	Honda - E3 Motorsport	1:02.874	6	6	2.779	0.256	80.73
19	66	C	Kasey WYATT	Honda - Team Repli-Cast UK Racing	1:03.225	6	7	3.130	0.351	80.28
20	98	C	Wayne RYAN	Honda - KRP / Racing Steps Foundations	1:03.297	4	7	3.202	0.072	80.19
21	9	C	Luca AGOSTINELLI	Honda - Grant Racing	1:03.429	3	7	3.334	0.132	80.02
22	24		Ben BARRETT	Honda - Lowerdale Autos / SP 125 Racing	1:03.592	4	7	3.497	0.163	79.82
23	22		Matthew PAULO	Honda - Grant Racing	1:03.602	6	6	3.507	0.010	79.80
24	35	C	Elliot LODGE	Honda - Spike Racing	1:03.636	7	7	3.541	0.034	79.76
25	27		Catherine GREEN	Honda - CG Racing	1:03.825	6	6	3.730	0.189	79.53
26	74	C	Curtis WRIGHT	Honda - Banks Racing	1:03.841	3	7	3.746	0.016	79.51
27	51		Sam SHORROCK	Honda - Semms Fabrications	1:04.100	5	7	4.005	0.259	79.18
28	69	C	Joshua HARLAND	Honda - Josh Harland Racing	1:04.195	6	6	4.100	0.095	79.07
29	25		Neil DURHAM	Aprilia - Moto Strada	1:04.490	6	7	4.395	0.295	78.71
30	33	C	Gary WINFIELD	Honda - Oxford TAG Racing	1:04.515	7	7	4.420	0.025	78.68
31	71	C	Andrew REID	Honda - Team Aztec GP	1:05.202	6	6	5.107	0.687	77.85
32	26	C	Richard FERGUSON	Honda - Team Ferguson Racing	1:05.973	5	5	5.878	0.771	76.94
33	91		Ian STANFORD	Honda - I Stanford Racing	1:06.273	2	2	6.178	0.300	76.59
34	57		Simon LOW	Honda - Team Shop4bikers / Dutch-2-UK R'g	1:06.363	6	6	6.268	0.090	76.48
35	29	C	Tarran MACKENZIE	Honda - Grant Racing / Alan Duffus M/CS	1:06.626	6	6	6.531	0.263	76.18

Weather / Track : Sunny / Dry

These results are provisional until the conclusion of any judicial and technical matters.

Mallory Park

Circuit Length = 1.4100 miles

Start: 10:35 End: 10:44

Race Director :	Stewards :	Timekeeper :
-----------------	------------	--------------

MCRCB BULLETIN TK115

2010 SpeedyRetail.com British 125GP Championship & ACU Academy Cup

WARM-UP - SECTOR ANALYSIS

1	James LODGE				RS Racing / Earnshaws M'cycles						
1-	25.316	96.3	37.619	107.5	1:02.935	5-	24.460	97.3	36.662	109.3	1:01.122
2-	24.733	97.3	36.893	108.4	1:01.626	6-	24.475	96.3	36.716	108.8	1:01.191
3-	24.933	97.0	36.938	108.2	1:01.871	7-	24.375	96.7	36.536	108.4	1:00.911
4-	24.559	97.3	36.779	107.4	1:01.338						
3	James FORD				E3 Motorsport						
1-	29.779	79.5	45.190	87.4	1:14.969	4-	25.413	96.1	42.645	107.2	1:08.058
2-	29.543	80.7	42.621	97.0	1:12.164	5-	25.347	94.8	37.780	107.7	1:03.127
3-	26.572	92.7	39.200	106.7	1:05.772	6-	25.085	95.6	37.789	108.4	1:02.874
4	Philip WAKEFIELD				PWR / Sandbach Scrap Metal						
1-	25.476	96.7	38.653	108.1	1:04.129	4-	24.962	95.2	37.216	106.0	1:02.178
2-	25.243	95.3	37.192	107.0	1:02.435	5-	25.191	96.7	37.014	106.9	1:02.205
3-	25.514	95.3	37.119	106.0	1:02.633	6-	24.706	95.3	37.212	106.5	1:01.918
6	William DUNLOP										
1-	27.758	97.1	40.672	107.9	1:08.430	5-	25.318	96.4	38.054	109.3	1:03.372
2-	28.606	93.5	38.960	108.8	1:07.566	6-	25.116	97.3	37.259	110.0	1:02.375
3-	27.265	96.6	38.351	109.7	1:05.616	7-	25.143	97.3	37.559	109.3	1:02.702
4-	25.655	96.8	37.869	109.5	1:03.524						
7	Deane BROWN				C Colin Appleyard / Macadam Racing						
1-	25.685	97.7	38.288	108.9	1:03.973	5-	24.648	96.6	36.924	108.2	1:01.572
2-	25.269	98.8	37.305	109.5	1:02.574	6-	24.690	96.6	36.711	108.4	1:01.401
3-	25.482	97.5	37.220	108.9	1:02.702	7-	24.671	96.3	36.881	107.4	1:01.552
4-	24.765	97.3	37.282	109.7	1:02.047						
9	Luca AGOSTINELLI				C Grant Racing						
1-	27.150	94.0	39.534	105.3	1:06.684	5-	25.738	94.5	38.646	103.1	1:04.384
2-	25.767	94.1	38.335	105.0	1:04.102	6-	25.720	93.5	38.044	105.3	1:03.764
3-	25.430	94.9	37.999	104.9	1:03.429	7-	26.025	93.7	39.068	103.6	1:05.093
4-	25.840	94.5	38.056	104.9	1:03.896						
10	Peter SUTHERLAND				Team Repli-Cast UK Racing						
1-	27.604	94.9	41.573	107.2	1:09.177	5-	25.367	95.9	37.643	108.6	1:03.010
2-	26.112	94.1	38.586	104.4	1:04.698	6-	25.018	96.8	37.600	108.9	1:02.618
3-	25.728	94.8	38.165	106.3	1:03.893	7-	25.128	96.4	37.886	107.2	1:03.014
4-	25.634	96.6	38.285	107.0	1:03.919						
11	Tom WEEDEN				C Tom Weeden Racing						
1-	25.704	95.9	38.432	108.8	1:04.136	5-	25.574	95.6	37.538	109.1	1:03.112
2-	25.702	96.1	37.826	109.1	1:03.528	6-	25.168	97.0	38.388	110.0	1:03.556
3-	25.370	95.6	37.596	108.6	1:02.966	7-	25.281	96.7	37.876	110.2	1:03.157
4-	25.112	96.1	37.358	109.1	1:02.470						
12	Edward RENDELL				Dutch-2-UK / Breadline Racing						
1-	26.266	93.5	38.328	103.7	1:04.594	5-	25.150	92.6	37.781	102.1	1:02.931
2-	26.170	93.2	38.272	104.5	1:04.442	6-	25.131	92.2	37.880	103.2	1:03.011
3-	24.857	93.2	38.175	104.4	1:03.032	7-	24.983	93.2	37.450	102.3	1:02.433
4-	25.834	94.8	37.335	104.7	1:03.169						
13	Rob GUIVER				SP125 / Brockwell Engineering						
1-	26.011	96.7	37.219	108.9	1:03.230	5-	24.975	97.4	39.774	108.9	1:04.749
2-	24.371	98.0	36.319	110.0	1:00.690	6-	25.008	97.1	37.302	108.9	1:02.310
3-	24.776	99.3	37.162	110.0	1:01.938	7-	24.251	98.3	36.751	109.5	1:01.002
4-	25.479	97.7	36.718	111.3	1:02.197						
14	Lee JACKSON				C Team Jackson Racing						
1-	25.416	98.3	38.124	108.4	1:03.540	5-	24.715	97.7	36.782	109.5	1:01.497
2-	24.817	99.1	38.022	110.2	1:02.839	6-	24.574	98.4	36.737	112.0	1:01.311

Weather / Track : Sunny / Dry

Mallory Park
Circuit Length = 1.4100 miles
Start: 10:35 End: 10:44

MCRCB BULLETIN TK115

2010 SpeedyRetail.com British 125GP Championship & ACU Academy Cup

WARM-UP - SECTOR ANALYSIS

3-	25.429	98.0	36.754	109.5	1:02.183	7-	24.790	97.1	36.780	108.6	1:01.570
4-	24.507	99.6	38.034	109.1	1:02.541						
16	Shaun HORSMAN					Symitry IT					
1-	25.117	98.4	38.989	108.9	1:04.106	5-	25.552	98.8	37.726	109.3	1:03.278
2-	25.047	98.5	37.822	110.2	1:02.869	6-	24.917	97.0	37.268	108.4	1:02.185
3-	25.475	99.0	37.915	110.4	1:03.390	7-	24.789	96.4	37.265	107.7	1:02.054
4-	25.436	98.4	37.889	110.2	1:03.325						
17	John McPHEE					C KRP/Bradley Smith Racing					
1-	26.221	100.3	39.010	110.0	1:05.231	5-	24.960	101.4	37.385	112.0	1:02.345
2-	24.903	99.3	39.972	112.2	1:04.875	6-	24.610	100.6	37.004	112.4	1:01.614
3-	25.434	99.7	37.599	112.2	1:03.033	7-	24.536	101.7	36.710	114.3	1:01.246
4-	25.401	101.1	37.959	112.2	1:03.360						
22	Matthew PAULO					Grant Racing					
1-	29.446	77.3	43.476	94.5	1:12.922	4-	26.876	90.2	39.605	102.0	1:06.481
2-	28.390	84.3	41.319	96.1	1:09.709	5-	26.160	92.4	38.965	102.8	1:05.125
3-	27.784	88.1	40.999	100.0	1:08.783	6-	25.569	93.3	38.033	102.3	1:03.602
24	Ben BARRETT					Lowerdale Autos / SP 125 Racing					
1-	27.299	94.5	39.384	106.0	1:06.683	5-	25.552	94.3	38.574	105.7	1:04.126
2-	25.944	95.7	38.353	106.2	1:04.297	6-	25.698	93.5	38.287	105.3	1:03.985
3-	25.546	95.6	38.090	106.0	1:03.636	7-	25.888	93.3	37.832	104.5	1:03.720
4-	25.682	96.4	37.910	105.5	1:03.592						
25	Neil DURHAM					Moto Strada					
1-	26.959	95.1	38.725	106.9	1:05.684	5-	26.330	94.3	38.500	105.7	1:04.830
2-	26.380	95.1	38.716	106.3	1:05.096	6-	26.032	94.1	38.458	106.5	1:04.490
3-	26.108	94.4	38.408	106.5	1:04.516	7-	26.363	94.3	38.288	105.8	1:04.651
4-	26.325	94.7	38.577	105.0	1:04.902						
26	Richard FERGUSON					C Team Ferguson Racing					
1-	27.974	94.9	42.477	106.5	1:10.451	4-	26.696	97.1	39.350	104.9	1:06.046
2-	2:10.956	94.8	40.559	104.7	2:51.515	5-	26.486	95.1	39.487	103.1	1:05.973
3-	27.345	95.6	40.220	106.0	1:07.565						
27	Catherine GREEN					CG Racing					
1-	28.491	88.0	42.466	104.2	1:10.957	4-	26.010	97.4	38.695	109.5	1:04.705
2-	26.447	94.5	39.467	110.0	1:05.914	5-	25.733	95.2	38.259	109.1	1:03.992
3-	27.188	93.7	39.519	107.5	1:06.707	6-	25.596	95.5	38.229	108.4	1:03.825
28	Jon VINCENT					G R Formby Heavy Transport					
1-	25.547	96.4	37.613	108.1	1:03.160	5-	25.408	98.4	37.643	109.7	1:03.051
2-	25.173	96.4	37.137	110.0	1:02.310	6-	24.776	97.5	37.135	110.6	1:01.911
3-	25.291	97.3	37.160	110.6	1:02.451	7-	25.047	98.0	37.560	110.6	1:02.607
4-	25.360	98.8	37.281	109.1	1:02.641						
29	Tarran MACKENZIE					C Grant Racing / Alan Duffus M/CS					
1-	27.538	93.2	41.527	104.9	1:09.065	4-	27.166	94.5	40.109	105.8	1:07.275
2-	27.382	88.0	41.683	105.2	1:09.065	5-	30.877	90.0	40.206	105.8	1:11.083
3-	27.604	91.8	40.882	104.4	1:08.486	6-	26.690	94.5	39.936	102.5	1:06.626
33	Gary WINFIELD					C Oxford TAG Racing					
1-	26.137	95.3	38.790	106.5	1:04.927	5-	25.779	93.2	39.014	104.4	1:04.793
2-	26.269	94.9	38.763	105.0	1:05.032	6-	25.954	92.9	38.994	104.9	1:04.948
3-	25.986	96.0	38.609	105.3	1:04.595	7-	25.802	93.5	38.713	103.4	1:04.515
4-	26.212	93.9	38.545	104.5	1:04.757						
35	Elliot LODGE					C Spike Racing					
1-	26.406	96.0	39.150	108.2	1:05.556	5-	25.279	96.8	38.378	110.6	1:03.657
2-	25.476	96.1	38.418	109.3	1:03.894	6-	25.904	96.6	37.985	109.1	1:03.889

Weather / Track : Sunny / Dry

Mallory Park
Circuit Length = 1.4100 miles
Start: 10:35 End: 10:44

MCRCB BULLETIN TK115

2010 SpeedyRetail.com British 125GP Championship & ACU Academy Cup

WARM-UP - SECTOR ANALYSIS

3-	25.956	96.4	38.209	110.4	1:04.165	7-	25.449	92.4	38.187	109.5	1:03.636
4-	25.169	96.7	38.565	109.5	1:03.734						
44	Matthew DAVIES		C		SP125 / Fireplace Warehouse						
1-	25.888	97.3	37.572	109.3	1:03.460	5-	25.318	98.5	37.125	109.5	1:02.443
2-	25.061	98.0	36.909	111.8	1:01.970	6-	24.674	96.8	37.304	110.7	1:01.978
3-	25.552	98.1	36.850	110.7	1:02.402	7-	25.019	98.0	37.093	110.2	1:02.112
4-	25.800	97.8	36.980	112.2	1:02.780						
46	Ross WALKER		C		Ross Walker Racing						
1-	30.383	75.9	42.823	99.4	1:13.206	4-	26.375	94.8	38.425	106.5	1:04.800
2-	27.870	86.3	40.881	98.1	1:08.751	5-	25.705	93.2	38.399	106.9	1:04.104
3-	26.536	92.7	39.409	101.1	1:05.945	6-	25.165	95.6	37.310	107.9	1:02.475
51	Sam SHORROCK		C		Semms Fabrications						
1-	26.925	96.4	39.651	106.9	1:06.576	5-	25.562	96.1	38.538	106.2	1:04.100
2-	26.439	95.3	38.652	105.7	1:05.091	6-	26.211	96.0	38.426	107.7	1:04.637
3-	25.967	94.5	38.284	106.3	1:04.251	7-	26.050	96.3	38.932	100.9	1:04.982
4-	25.975	95.7	38.450	107.0	1:04.425						
57	Simon LOW		C		Team Shop4bikers / Dutch-2-UK R'g						
1-	26.877	87.0	43.554	97.1	1:10.431	4-	26.522	87.5	40.341	97.7	1:06.863
2-	26.756	88.1	40.271	97.7	1:07.027	5-	26.412	87.2	40.638	98.3	1:07.050
3-	26.180	87.8	40.527	98.3	1:06.707	6-	26.293	87.3	40.070	97.3	1:06.363
66	Kasey WYATT		C		Team Repli-Cast UK Racing						
1-	25.904	94.1	39.339	105.0	1:05.243	5-	25.418	94.5	38.199	106.2	1:03.617
2-	25.584	94.5	38.149	106.2	1:03.733	6-	25.429	95.3	37.796	106.0	1:03.225
3-	26.153	96.8	38.306	107.2	1:04.459	7-	25.352	93.9	38.305	107.4	1:03.657
4-	25.489	95.9	38.185	106.3	1:03.674						
69	Joshua HARLAND		C		Josh Harland Racing						
1-	27.715	92.8	40.986	104.9	1:08.701	4-	26.478	95.7	38.763	106.2	1:05.241
2-	28.159	89.0	41.086	101.8	1:09.245	5-	25.890	94.7	38.577	103.1	1:04.467
3-	27.278	94.3	40.009	104.9	1:07.287	6-	25.847	94.7	38.348	104.0	1:04.195
71	Andrew REID		C		Team Aztec GP						
1-	29.409	79.6	43.390	84.1	1:12.799	4-	27.443	89.5	39.951	98.3	1:07.394
2-	28.938	77.8	41.686	93.6	1:10.624	5-	26.268	87.0	39.159	97.8	1:05.427
3-	27.594	82.2	41.248	92.6	1:08.842	6-	25.779	95.3	39.423	99.3	1:05.202
74	Curtis WRIGHT		C		Banks Racing						
1-	27.204	96.0	38.949	108.8	1:06.153	5-	25.886	95.6	38.456	108.8	1:04.342
2-	26.166	94.8	38.414	108.2	1:04.580	6-	26.088	93.6	38.342	108.9	1:04.430
3-	25.811	96.0	38.030	108.4	1:03.841	7-	26.038	95.6	39.396	107.4	1:05.434
4-	25.779	96.6	38.339	109.5	1:04.118						
77	Taylor MACKENZIE		C		KRP Node 4 MMCG						
1-	25.495	100.8	39.621	107.4	1:05.116	5-	25.808	100.0	37.876	112.2	1:03.684
2-	25.602	99.1	38.160	111.7	1:03.762	6-	25.377	100.5	37.858	110.6	1:03.235
3-	25.094	100.2	37.743	112.6	1:02.837	7-	24.852	99.3	37.333	110.0	1:02.185
4-	25.546	99.9	37.726	112.8	1:03.272						
89	Fraser ROGERS		C		KRP / Racing Steps Foundations						
1-	24.937	98.1	36.835	110.4	1:01.772	5-	24.079	99.0	36.193	111.7	1:00.272
2-	24.374	99.1	36.514	111.3	1:00.888	6-	24.046	99.0	36.049	112.4	1:00.095
3-	24.159	99.1	36.276	111.7	1:00.435	7-	24.193	97.7	37.027	111.8	1:01.220
4-	24.092	99.4	36.294	111.1	1:00.386						
91	Ian STANFORD		C		I Stanford Racing						
1-	27.644	92.2	39.857	107.5	1:07.501	2-	27.280	90.4	38.993	107.7	1:06.273

Weather / Track : Sunny / Dry

Mallory Park
Circuit Length = 1.4100 miles
Start: 10:35 End: 10:44

MCRCB BULLETIN TK115

2010 SpeedyRetail.com British 125GP Championship & ACU Academy Cup

WARM-UP - SECTOR ANALYSIS

94	Sam HORNSEY					C KRP / Bradley Smith Racing					
1-	27.179	99.1	40.823	107.9	1:08.002	5-	24.917	100.6	37.781	111.5	1:02.698
2-	26.107	96.4	37.248	111.5	1:03.355	6-	24.827	98.0	36.700	112.2	1:01.527
3-	24.641	98.8	37.668	111.3	1:02.309	7-	28.887	91.4	40.713	107.0	1:09.600
4-	24.650	100.5	36.737	110.2	1:01.387						
98	Wayne RYAN					C KRP / Racing Steps Foundations					
1-	25.593	99.6	38.636	110.7	1:04.229	5-	25.560	99.3	38.257	110.7	1:03.817
2-	25.637	94.8	38.422	110.6	1:04.059	6-	25.294	99.4	38.048	109.5	1:03.342
3-	25.631	101.1	38.052	110.6	1:03.683	7-	25.253	99.4	38.717	108.9	1:03.970
4-	25.228	100.8	38.069	110.6	1:03.297						

Weather / Track : Sunny / Dry

Mallory Park
 Circuit Length = 1.4100 miles
 Start: 10:35 End: 10:44

MCRCB BULLETIN TK116

2010 SpeedyRetail.com British 125GP Championship & ACU Academy Cup

WARM-UP - SPEED TRAPS

SECTOR 1				SECTOR 2			FINISH LINE			
POS	NO	NAME	MPH	NO	NAME	MPH	NO	NAME	MPH	
1	17	John McPHEE	101.7				17	John McPHEE	114.3	
2	98	Wayne RYAN	101.1				77	Taylor MACKENZIE	112.8	
3	77	Taylor MACKENZIE	100.8				89	Fraser ROGERS	112.4	
4	94	Sam HORNSEY	100.6				44	Matthew DAVIES	112.2	
5	14	Lee JACKSON	99.6				94	Sam HORNSEY	112.2	
6	89	Fraser ROGERS	99.4				14	Lee JACKSON	112.0	
7	13	Rob GUIVER	99.3				13	Rob GUIVER	111.3	
8	16	Shaun HORSMAN	99.0				98	Wayne RYAN	110.7	
9	7	Deane BROWN	98.8				28	Jon VINCENT	110.6	
10	28	Jon VINCENT	98.8				35	Elliot LODGE	110.6	
11	44	Matthew DAVIES	98.5				16	Shaun HORSMAN	110.4	
12	27	Catherine GREEN	97.4				11	Tom WEEDEN	110.2	
13	1	James LODGE	97.3				6	William DUNLOP	110.0	
14	6	William DUNLOP	97.3				27	Catherine GREEN	110.0	
15	26	Richard FERGUSON	97.1				7	Deane BROWN	109.7	
16	11	Tom WEEDEN	97.0				74	Curtis WRIGHT	109.5	
17	10	Peter SUTHERLAND	96.8				1	James LODGE	109.3	
18	35	Elliot LODGE	96.8				10	Peter SUTHERLAND	108.9	
19	66	Kasey WYATT	96.8				3	James FORD	108.4	
20	4	Philip WAKEFIELD	96.7				4	Philip WAKEFIELD	108.1	
21	74	Curtis WRIGHT	96.6				46	Ross WALKER	107.9	
22	24	Ben BARRETT	96.4				51	Sam SHORROCK	107.7	
23	51	Sam SHORROCK	96.4				91	Ian STANFORD	107.7	
24	3	James FORD	96.1				66	Kasey WYATT	107.4	
25	33	Gary WINFIELD	96.0				25	Neil DURHAM	106.9	
26	69	Joshua HARLAND	95.7				26	Richard FERGUSON	106.5	
27	46	Ross WALKER	95.6				33	Gary WINFIELD	106.5	
28	71	Andrew REID	95.3				24	Ben BARRETT	106.2	
29	25	Neil DURHAM	95.1				69	Joshua HARLAND	106.2	
30	9	Luca AGOSTINELLI	94.9				29	Tarran MACKENZIE	105.8	
31	12	Edward RENDELL	94.8				9	Luca AGOSTINELLI	105.3	
32	29	Tarran MACKENZIE	94.5				12	Edward RENDELL	104.7	
33	22	Matthew PAULO	93.3				22	Matthew PAULO	102.8	
34	91	Ian STANFORD	92.2				71	Andrew REID	99.3	
35	57	Simon LOW	88.1				57	Simon LOW	98.3	

Weather / Track : Sunny / Dry

Mallory Park
Circuit Length = 1.4100 miles
Start: 10:35 End: 10:44

MCRCB BULLETIN TK117

2010 SpeedyRetail.com British 125GP Championship & ACU Academy Cup

WARM-UP - BEST SECTOR TIMES

SECTOR 1			SECTOR 2			IDEAL / BEST COMPARISON						
POS	NO	NAME	TIME	NO	NAME	TIME	POS	NO	NAME	IDEAL	BEST	DIFF
1	89	ROGERS	24.046	89	ROGERS	36.049	1	89	ROGERS	1:00.095	1:00.095	0.000
2	13	GUIVER	24.251	13	GUIVER	36.319	2	13	GUIVER	1:00.570	1:00.690	0.120
3	1	LODGE	24.375	1	LODGE	36.536	3	1	LODGE	1:00.911	1:00.911	0.000
4	14	JACKSON	24.507	94	HORNSEY	36.700	4	14	JACKSON	1:01.244	1:01.311	0.067
5	17	McPHEE	24.536	17	McPHEE	36.710	5	17	McPHEE	1:01.246	1:01.246	0.000
6	94	HORNSEY	24.641	7	BROWN	36.711	6	94	HORNSEY	1:01.341	1:01.387	0.046
7	7	BROWN	24.648	14	JACKSON	36.737	7	7	BROWN	1:01.359	1:01.401	0.042
8	44	DAVIES	24.674	44	DAVIES	36.850	8	44	DAVIES	1:01.524	1:01.970	0.446
9	4	WAKEFIELD	24.706	4	WAKEFIELD	37.014	9	4	WAKEFIELD	1:01.720	1:01.918	0.198
10	28	VINCENT	24.776	28	VINCENT	37.135	10	28	VINCENT	1:01.911	1:01.911	0.000
11	16	HORSMAN	24.789	6	DUNLOP	37.259	11	16	HORSMAN	1:02.054	1:02.054	0.000
12	77	MACKENZIE	24.852	16	HORSMAN	37.265	12	77	MACKENZIE	1:02.185	1:02.185	0.000
13	12	RENDELL	24.857	46	WALKER	37.310	13	12	RENDELL	1:02.192	1:02.433	0.241
14	10	SUTHERLAND	25.018	77	MACKENZIE	37.333	14	6	DUNLOP	1:02.375	1:02.375	0.000
15	3	FORD	25.085	12	RENDELL	37.335	15	11	WEEDEN	1:02.470	1:02.470	0.000
16	11	WEEDEN	25.112	11	WEEDEN	37.358	16	46	WALKER	1:02.475	1:02.475	0.000
17	6	DUNLOP	25.116	10	SUTHERLAND	37.600	17	10	SUTHERLAND	1:02.618	1:02.618	0.000
18	46	WALKER	25.165	3	FORD	37.780	18	3	FORD	1:02.865	1:02.874	0.009
19	35	LODGE	25.169	66	WYATT	37.796	19	66	WYATT	1:03.148	1:03.225	0.077
20	98	RYAN	25.228	24	BARRETT	37.832	20	35	LODGE	1:03.154	1:03.636	0.482
21	66	WYATT	25.352	35	LODGE	37.985	21	98	RYAN	1:03.276	1:03.297	0.021
22	9	AGOSTINELLI	25.430	9	AGOSTINELLI	37.999	22	24	BARRETT	1:03.378	1:03.592	0.214
23	24	BARRETT	25.546	74	WRIGHT	38.030	23	9	AGOSTINELLI	1:03.429	1:03.429	0.000
24	51	SHORROCK	25.562	22	PAULO	38.033	24	22	PAULO	1:03.602	1:03.602	0.000
25	22	PAULO	25.569	98	RYAN	38.048	25	74	WRIGHT	1:03.809	1:03.841	0.032
26	27	GREEN	25.596	27	GREEN	38.229	26	27	GREEN	1:03.825	1:03.825	0.000
27	33	WINFIELD	25.779	51	SHORROCK	38.284	27	51	SHORROCK	1:03.846	1:04.100	0.254
28	71	REID	25.779	25	DURHAM	38.288	28	69	HARLAND	1:04.195	1:04.195	0.000
29	74	WRIGHT	25.779	69	HARLAND	38.348	29	25	DURHAM	1:04.320	1:04.490	0.170
30	69	HARLAND	25.847	33	WINFIELD	38.545	30	33	WINFIELD	1:04.324	1:04.515	0.191
31	25	DURHAM	26.032	91	STANFORD	38.993	31	71	REID	1:04.938	1:05.202	0.264
32	57	LOW	26.180	71	REID	39.159	32	26	FERGUSON	1:05.836	1:05.973	0.137
33	26	FERGUSON	26.486	26	FERGUSON	39.350	33	57	LOW	1:06.250	1:06.363	0.113
34	29	MACKENZIE	26.690	29	MACKENZIE	39.936	34	91	STANFORD	1:06.273	1:06.273	0.000
35	91	STANFORD	27.280	57	LOW	40.070	35	29	MACKENZIE	1:06.626	1:06.626	0.000
Perfect lap										1:00.095		


Weather / Track : Sunny / Dry

Mallory Park
Circuit Length = 1.4100 miles
Start: 10:35 End: 10:44

MCRCB BULLETIN TK118

2010 SpeedyRetail.com British 125GP Championship & ACU Academy Cup

RACE 6 - FINAL GRID

ROW 9			77	Taylor MACKENZIE	29	Tarran MACKENZIE	71	Andrew REID	1:05.549	1:04.633				
ROW 8	26	1:04.353	Richard FERGUSON	57	1:03.988	Simon LOW	33	1:03.910	Gary WINFIELD	51	1:03.772	Sam SHORROCK		
ROW 7			25	1:03.683	Neil DURHAM	35	1:03.434	Elliot LODGE	69	1:03.282	Joshua HARLAND	91	1:03.022	Ian STANFORD
ROW 6	9	1:02.839	Luca AGOSTINELLI	27	1:02.683	Catherine GREEN	66	1:02.669	Kasey WYATT	74	1:02.623	Curtis WRIGHT		
ROW 5			24	1:02.616	Ben BARRETT	3	1:02.490	James FORD	98	1:02.456	Wayne RYAN	10	1:02.264	Peter SUTHERLAND
ROW 4	6	1:02.162	William DUNLOP	11	1:02.049	Tom WEEDEN	12	1:02.000	Edward RENDELL	22	1:01.846	Matthew PAULO		
ROW 3			4	1:01.575	Philip WAKEFIELD	28	1:01.548	Jon VINCENT	16	1:01.494	Shaun HORSMAN	14	1:01.489	Lee JACKSON
ROW 2	94	1:01.010	Sam HORNSEY	17	1:01.005	John McPHEE	46	1:00.773	Ross WALKER	7	1:00.626	Deane BROWN		
ROW 1			1	1:00.621	James LODGE	89	1:00.593	Fraser ROGERS	44	1:00.436	Matthew DAVIES	13	1:00.313	Rob GUIVER
Pole														
														

Mallory Park
Circuit Length = 1.4100 miles

Race Director :	Stewards :	Timekeeper :
-----------------	------------	--------------

2010 SpeedyRetail.com British 125GP Championship & ACU Academy Cup

RACE 6 - CLASSIFICATION

POS	NO	CL	NAME	ENTRY	LAPS	TIME	GAP	DIFF	MPH	BEST	ON
1	89	C	Fraser ROGERS	Honda - KRP / Racing Steps Foundations	22	23:11.077			80.27	1:00.107	7
2	46		Ross WALKER	Honda - Ross Walker Racing	22	23:11.675	0.598	0.598	80.24	1:00.297	9
3	7	C	Deane BROWN	Honda - Colin Appleyard / Macadam Racing	22	23:14.491	3.414	2.816	80.08	1:00.174	7
4	1		James LODGE	Seel/Honda - RS Racing / Earnshaws M'cy	22	23:14.740	3.663	0.249	80.06	1:00.654	9
5	94	C	Sam HORNSEY	Honda - KRP / Bradley Smith Racing	22	23:14.865	3.788	0.125	80.06	1:00.732	5
6	14	C	Lee JACKSON	Honda - Team Jackson Racing	22	23:15.176	4.099	0.311	80.04	1:01.197	10
7	4		Philip WAKEFIELD	Honda - PWR / Sandbach Scrap Metal	22	23:15.415	4.338	0.239	80.02	1:01.024	5
8	77		Taylor MACKENZIE	Honda - KRP Node 4 MMCG	22	23:15.868	4.791	0.453	80.00	1:01.139	11
9	28		Jon VINCENT	Honda - G R Formby Heavy Transport	22	23:17.219	6.142	1.351	79.92	1:01.430	7
10	17	C	John McPHEE	Honda - KRP/Bradley Smith Racing	22	23:17.228	6.151	0.009	79.92	1:01.184	22
11	22		Matthew PAULO	Honda - Grant Racing	22	23:18.001	6.924	0.773	79.88	1:01.516	11
12	11	C	Tom WEEDEN	Honda - Tom Weeden Racing	22	23:18.778	7.701	0.777	79.83	1:01.839	22
13	24		Ben BARRETT	Honda - Lowerdale Autos / SP 125 Racing	22	23:19.274	8.197	0.496	79.80	1:02.102	21
14	12		Edward RENDELL	Honda - Dutch-2-UK / Breadline Racing	22	23:20.356	9.279	1.082	79.74	1:02.134	8
15	98	C	Wayne RYAN	Honda - KRP / Racing Steps Foundations	22	23:20.419	9.342	0.063	79.74	1:01.803	5
16	71	C	Andrew REID	Honda - Team Aztec GP	22	23:20.458	9.381	0.039	79.74	1:01.820	8
17	10		Peter SUTHERLAND	Honda - Team Repli-Cast UK Racing	22	23:21.041	9.964	0.583	79.70	1:01.802	22
18	6		William DUNLOP	Honda -	22	23:21.502	10.425	0.461	79.68	1:02.434	8
19	74	C	Curtis WRIGHT	Honda - Banks Racing	22	23:22.624	11.547	1.122	79.61	1:02.660	19
20	9	C	Luca AGOSTINELLI	Honda - Grant Racing	22	23:25.602	14.525	2.978	79.44	1:02.483	12
21	35	C	Elliot LODGE	Honda - Spike Racing	22	23:28.956	17.879	3.354	79.25	1:03.061	16
22	66	C	Kasey WYATT	Honda - Team Repli-Cast UK Racing	22	23:30.612	19.535	1.656	79.16	1:02.759	8
23	27		Catherine GREEN	Honda - CG Racing	22	23:36.850	25.773	6.238	78.81	1:02.270	22
24	25		Neil DURHAM	Aprilia - Moto Strada	22	23:38.441	27.364	1.591	78.72	1:03.028	6
25	69	C	Joshua HARLAND	Honda - Josh Harland Racing	22	23:49.825	38.748	11.384	78.10	1:03.625	5
26	51		Sam SHORROCK	Honda - Semms Fabrications	21	23:22.540	1 lap	1 lap	76.00	1:03.813	7
27	33	C	Gary WINFIELD	Honda - Oxford TAG Racing	21	23:27.345	1 lap	4.805	75.74	1:04.329	4
28	29	C	Tarran MACKENZIE	Honda - Grant Racing / Alan Duffus M/CS	21	23:34.579	1 lap	7.234	75.35	1:05.519	5
29	26	C	Richard FERGUSON	Honda - Team Ferguson Racing	21	23:34.626	1 lap	0.047	75.35	1:05.171	21

NOT CLASSIFIED

DNF	13		Rob GUIVER	Honda - SP125 / Brockwell Engineering	19	19:56.718	3 laps	2 laps	80.59	1:00.149	7
DNF	44	C	Matthew DAVIES	Honda - SP125 / Fireplace Warehouse	12	12:14.029	10 laps	7 laps	82.98	1:00.143	7
DNF	57		Simon LOW	Honda - Team Shop4bikers / Dutch-2-UK R	11	12:08.846	11 laps	1 lap	76.60	1:04.380	7
DNF	91		Ian STANFORD	Honda - I Stanford Racing	11	12:09.986	11 laps	1.140	76.48	1:02.713	6
DNF	16		Shaun HORSMAN	Honda - Symitry IT	9	9:24.755	13 laps	2 laps	80.89	1:01.448	7
DNF	3		James FORD	Honda - E3 Motorsport	1	1:11.393	21 laps	8 laps	71.10		

FASTEST LAP

89	C	Fraser ROGERS	Honda - KRP / Racing Steps Foundations	7	1:00.107	84.45 mph	135.90 kph
13		Rob GUIVER	Honda - SP125 / Brockwell Engineering	7	1:00.149	84.39 mph	135.81 kph

Weather / Track : Sunny / Dry

These results are provisional until the conclusion of any judicial and technical matters.

Mallory Park

Circuit Length = 1.4100 miles

Start: 14:58 End: 15:22

Race Director :

Stewards :

Timekeeper :

MCRCB BULLETIN TK157

2010 SpeedyRetail.com British 125GP Championship & ACU Academy Cup

RACE 6 - LAP CHART

Lap 1			Lap 2			Lap 3			Lap 4			Lap 5		
No	Behind	Laptime	No	Behind	Laptime	No	Behind	Laptime	No	Behind	Laptime	No	Behind	Laptime
89		1:05.744	89		1:00.681	89		1:00.373	89		1:00.302	89		1:00.529
44	0.353	1:06.097	44	0.623	1:00.951	44	1.030	1:00.780	44	1.467	1:00.739	13	1.563	1:00.376
13	1.362	1:07.106	13	1.429	1:00.748	13	1.432	1:00.376	13	1.716	1:00.586	44	1.852	1:00.914
7	1.407	1:07.151	7	1.865	1:01.139	7	2.254	1:00.762	7	2.586	1:00.634	7	2.343	1:00.286
46	1.509	1:07.253	1	2.677	1:01.534	1	3.061	1:00.757	1	3.564	1:00.805	1	3.703	1:00.668
1	1.824	1:07.568	46	3.636	1:02.808	46	4.387	1:01.124	46	5.262	1:01.177	46	5.661	1:00.928
4	2.002	1:07.746	22	4.160	1:02.030	4	5.491	1:01.698	94	6.321	1:00.755	94	6.524	1:00.732
22	2.811	1:08.555	4	4.166	1:02.845	22	5.776	1:01.989	4	6.743	1:01.554	4	7.238	1:01.024
94	3.175	1:08.919	94	4.480	1:01.986	94	5.868	1:01.761	22	7.416	1:01.942	22	8.519	1:01.632
17	3.355	1:09.099	17	4.870	1:02.196	17	6.423	1:01.926	17	7.745	1:01.624	17	9.258	1:02.042
16	3.815	1:09.559	16	5.493	1:02.359	28	6.816	1:01.568	28	8.100	1:01.586	14	9.542	1:01.795
28	4.042	1:09.786	28	5.621	1:02.260	14	7.322	1:01.697	14	8.276	1:01.256	28	9.874	1:02.303
14	4.643	1:10.387	14	5.998	1:02.036	16	7.672	1:02.552	16	8.889	1:01.519	16	10.222	1:01.862
12	5.011	1:10.755	98	6.921	1:02.323	98	8.354	1:01.806	98	10.212	1:02.160	98	11.486	1:01.803
98	5.279	1:11.023	77	8.008	1:02.637	77	8.994	1:01.359	77	10.489	1:01.797	77	11.627	1:01.667
3	5.649	1:11.393	12	8.491	1:04.161	12	10.868	1:02.750	24	13.298	1:02.521	11	15.888	1:02.769
77	6.052	1:11.796	24	8.668	1:02.842	24	11.079	1:02.784	12	13.365	1:02.799	12	15.904	1:03.068
6	6.146	1:11.890	6	8.874	1:03.409	6	11.700	1:03.199	11	13.648	1:02.087	24	16.328	1:03.559
24	6.507	1:12.251	11	10.041	1:02.524	11	11.863	1:02.195	6	14.945	1:03.547	6	17.230	1:02.814
74	7.257	1:13.001	74	10.486	1:03.910	74	13.544	1:03.431	74	16.535	1:03.293	74	19.070	1:03.064
66	7.414	1:13.158	66	10.782	1:04.049	66	13.885	1:03.476	66	17.123	1:03.540	66	19.543	1:02.949
35	8.004	1:13.748	69	11.943	1:04.513	35	15.355	1:03.702	35	18.362	1:03.309	35	21.160	1:03.327
69	8.111	1:13.855	35	12.026	1:04.703	69	15.546	1:03.976	91	18.575	1:02.976	9	21.215	1:02.935
11	8.198	1:13.942	9	12.255	1:04.641	9	15.764	1:03.882	9	18.809	1:03.347	71	21.307	1:02.610
9	8.295	1:14.039	91	12.283	1:04.269	71	15.855	1:03.925	71	19.226	1:03.673	10	21.516	1:02.668
27	8.541	1:14.285	71	12.303	1:03.760	91	15.901	1:03.991	10	19.377	1:03.556	69	22.837	1:03.625
91	8.695	1:14.439	27	12.732	1:04.872	10	16.123	1:03.176	69	19.741	1:04.497	91	23.040	1:04.994
51	9.149	1:14.893	51	13.289	1:04.821	51	17.594	1:04.678	27	21.300	1:03.965	25	24.901	1:03.644
71	9.224	1:14.968	10	13.320	1:03.359	27	17.637	1:05.278	25	21.786	1:03.975	27	25.545	1:04.774
57	10.444	1:16.188	25	14.216	1:03.859	25	18.113	1:04.270	51	22.003	1:04.711	51	25.739	1:04.265
10	10.642	1:16.386	57	14.738	1:04.975	33	19.420	1:04.755	33	23.447	1:04.329	33	27.406	1:04.488
33	10.673	1:16.417	33	15.038	1:05.046	57	19.665	1:05.300	57	25.176	1:05.813	57	29.469	1:04.822
25	11.038	1:16.782	26	16.941	1:06.324	26	21.847	1:05.279	26	27.840	1:06.295	26	32.915	1:05.604
26	11.298	1:17.042	29	17.352	1:06.397	29	22.562	1:05.583	29	28.540	1:06.280	29	33.530	1:05.519
29	11.636	1:17.380												

Weather / Track : Sunny / Dry

Mallory Park
Circuit Length = 1.4100 miles
Start: 14:58 End: 15:22

MCRCB BULLETIN TK157

2010 SpeedyRetail.com British 125GP Championship & ACU Academy Cup

RACE 6 - LAP CHART

Lap 6			Lap 7			Lap 8			Lap 9			Lap 10		
No	Behind	Laptime	No	Behind	Laptime	No	Behind	Laptime	No	Behind	Laptime	No	Behind	Laptime
89		1:00.636	89		1:00.107	89		1:00.369	89		1:00.302	89		1:00.271
13	1.267	1:00.340	13	1.309	1:00.149	13	1.352	1:00.412	13	1.617	1:00.567	13	1.701	1:00.355
44	1.522	1:00.306	44	1.558	1:00.143	44	1.609	1:00.420	44	1.914	1:00.607	44	2.476	1:00.833
7	1.894	1:00.187	7	1.961	1:00.174	7	2.183	1:00.591	7	2.657	1:00.776	7	3.445	1:01.059
1	4.446	1:01.379	1	5.008	1:00.669	1	5.740	1:01.101	1	6.092	1:00.654	1	6.623	1:00.802
46	5.601	1:00.576	46	6.278	1:00.784	46	6.417	1:00.508	46	6.412	1:00.297	46	6.826	1:00.685
94	7.108	1:01.220	94	7.943	1:00.942	94	8.373	1:00.799	94	9.346	1:01.275	94	9.910	1:00.835
4	7.703	1:01.101	4	8.840	1:01.244	4	9.593	1:01.122	4	10.503	1:01.212	4	11.370	1:01.138
22	9.543	1:01.660	22	11.122	1:01.686	17	12.778	1:01.234	17	13.946	1:01.470	17	15.582	1:01.907
14	10.510	1:01.604	17	11.913	1:01.392	22	13.477	1:02.724	22	15.053	1:01.878	14	16.127	1:01.197
17	10.628	1:02.006	14	12.200	1:01.797	14	13.698	1:01.867	14	15.201	1:01.805	22	16.636	1:01.854
28	11.093	1:01.855	28	12.416	1:01.430	28	14.031	1:01.984	28	15.312	1:01.583	77	17.632	1:01.612
16	11.563	1:01.977	16	12.904	1:01.448	16	14.346	1:01.811	16	15.712	1:01.668	28	17.993	1:02.952
98	12.799	1:01.949	77	14.224	1:01.491	77	15.105	1:01.250	77	16.291	1:01.488	98	19.969	1:02.047
77	12.840	1:01.849	98	14.874	1:02.182	98	16.423	1:01.918	98	18.193	1:02.072	11	26.313	1:02.740
11	17.302	1:02.050	11	19.629	1:02.434	11	21.716	1:02.456	11	23.844	1:02.430	12	26.447	1:02.392
12	17.758	1:02.490	12	20.557	1:02.906	12	22.322	1:02.134	12	24.326	1:02.306	24	27.897	1:02.669
24	18.380	1:02.688	24	20.928	1:02.655	24	23.303	1:02.744	24	25.499	1:02.498	6	29.276	1:02.962
6	19.439	1:02.845	6	22.310	1:02.978	6	24.375	1:02.434	6	26.585	1:02.512	71	33.192	1:02.954
74	21.648	1:03.214	74	24.600	1:03.059	74	27.233	1:03.002	74	30.120	1:03.189	74	33.277	1:03.428
66	22.100	1:03.193	66	25.154	1:03.161	66	27.544	1:02.759	71	30.509	1:02.675	10	33.322	1:02.798
71	23.782	1:03.111	71	26.685	1:03.010	71	28.136	1:01.820	66	30.753	1:03.511	66	34.127	1:03.645
35	24.158	1:03.634	10	26.788	1:02.662	10	28.297	1:01.878	10	30.795	1:02.800	9	36.122	1:03.068
10	24.233	1:03.353	9	27.681	1:03.308	9	30.438	1:03.126	9	33.325	1:03.189	35	37.152	1:03.228
9	24.480	1:03.901	35	28.194	1:04.143	35	31.160	1:03.335	35	34.195	1:03.337	25	40.881	1:03.935
91	25.117	1:02.713	91	28.392	1:03.382	25	33.651	1:03.703	25	37.217	1:03.868	69	42.972	1:04.482
69	26.027	1:03.826	25	30.317	1:03.131	69	34.692	1:04.299	69	38.761	1:04.371	27	43.022	1:04.162
25	27.293	1:03.028	69	30.762	1:04.842	91	35.288	1:07.265	27	39.131	1:03.667	51	45.285	1:04.629
27	29.006	1:04.097	27	32.588	1:03.689	27	35.766	1:03.547	51	40.927	1:03.873	91	48.111	1:05.132
51	29.488	1:04.385	51	33.194	1:03.813	51	37.356	1:04.531	91	43.250	1:08.264	33	48.566	1:05.000
33	31.153	1:04.383	33	35.494	1:04.448	33	39.600	1:04.475	33	43.837	1:04.539	57	51.840	1:05.092
57	33.229	1:04.396	57	37.502	1:04.380	57	42.383	1:05.250	57	47.019	1:04.938			
26	38.281	1:06.002	26	44.426	1:06.252	26	49.565	1:05.508	26	55.298	1:06.035			
29	38.727	1:05.833	29	44.973	1:06.353	29	50.343	1:05.739	29	55.783	1:05.742			

Weather / Track : Sunny / Dry

Mallory Park
 Circuit Length = 1.4100 miles
 Start: 14:58 End: 15:22

MCRCB BULLETIN TK157

2010 SpeedyRetail.com British 125GP Championship & ACU Academy Cup

RACE 6 - LAP CHART

Lap 11			Lap 12			Lap 13			Lap 14			Lap 15		
No	Behind	Laptime	No	Behind	Laptime	No	Behind	Laptime	No	Behind	Laptime	No	Behind	Laptime
89		1:01.112	89		1:01.085	89		1:00.925	89		1:02.142	89		1:07.025
26	1 LAP	1:06.225	13	0.982	1:00.923	13	0.434	1:00.377	13	1.063	1:02.771	13	0.335	1:06.297
29	1 LAP	1:06.104	44	2.518	1:01.317	7	6.308	1:03.083	46	5.742	1:01.132	46	1.923	1:03.206
13	1.144	1:00.555	7	4.150	1:01.361	46	6.752	1:01.427	7	5.899	1:01.733	7	1.947	1:03.073
44	2.286	1:00.922	46	6.250	1:00.971	1	7.016	1:01.551	1	6.374	1:01.500	1	2.008	1:02.659
7	3.874	1:01.541	1	6.390	1:00.932	94	10.821	1:01.646	94	10.247	1:01.568	94	5.435	1:02.213
46	6.364	1:00.650	26	1 LAP	1:07.503	4	12.670	1:01.522	4	12.079	1:01.551	4	6.876	1:01.822
1	6.543	1:01.032	94	10.100	1:01.339	26	1 LAP	1:09.255	14	17.580	1:01.698	14	12.458	1:01.903
94	9.846	1:01.048	4	12.073	1:01.714	14	18.024	1:01.851	22	18.952	1:02.136	22	13.942	1:02.015
4	11.444	1:01.186	29	1 LAP	1:14.347	77	18.886	1:01.397	77	19.071	1:02.327	77	14.683	1:02.637
17	16.149	1:01.679	14	17.098	1:01.807	22	18.958	1:02.117	26	1 LAP	1:07.955	28	20.182	1:03.518
14	16.376	1:01.361	22	17.766	1:01.811	29	1 LAP	1:07.823	28	23.689	1:05.009	26	1 LAP	1:07.826
22	17.040	1:01.516	77	18.414	1:01.840	28	20.822	1:02.442	29	1 LAP	1:06.393	29	1 LAP	1:06.157
77	17.659	1:01.139	28	19.305	1:02.046	17	21.537	1:02.098	17	25.472	1:06.077	17	24.627	1:06.180
28	18.344	1:01.463	17	20.364	1:05.300	98	24.011	1:02.761	98	28.306	1:06.437	98	25.477	1:04.196
98	20.872	1:02.015	98	22.175	1:02.388	11	32.122	1:03.571	11	33.884	1:03.904	11	30.800	1:03.941
12	28.316	1:02.981	11	29.476	1:02.181	12	32.479	1:03.600	12	34.195	1:03.858	12	31.068	1:03.898
11	28.380	1:03.179	12	29.804	1:02.573	24	32.664	1:02.872	24	34.628	1:04.106	24	31.264	1:03.661
24	29.438	1:02.653	24	30.717	1:02.364	6	34.927	1:03.145	6	37.795	1:05.010	6	34.658	1:03.888
6	30.946	1:02.782	6	32.707	1:02.846	71	37.562	1:02.563	71	38.140	1:02.720	71	35.191	1:04.076
71	34.511	1:02.431	71	35.924	1:02.498	74	39.078	1:03.177	74	40.663	1:03.727	74	37.401	1:03.763
74	35.093	1:02.928	74	36.826	1:02.818	10	39.872	1:01.917	10	41.402	1:03.672	10	37.691	1:03.314
66	36.497	1:03.482	66	38.740	1:03.328	66	41.731	1:03.916	66	43.339	1:03.750	66	39.829	1:03.515
10	37.883	1:05.673	10	38.880	1:02.082	9	41.836	1:03.065	9	43.751	1:04.057	9	40.332	1:03.606
9	38.298	1:03.288	9	39.696	1:02.483	35	44.440	1:03.688	35	45.407	1:03.109	35	41.554	1:03.172
35	39.476	1:03.436	35	41.677	1:03.286	25	49.882	1:04.725	25	52.922	1:05.182	25	50.031	1:04.134
25	43.451	1:03.682	25	46.082	1:03.716	27	50.307	1:04.100	27	53.364	1:05.199	27	51.058	1:04.719
27	44.969	1:03.059	27	47.132	1:03.248	69	52.195	1:04.958	69	55.048	1:04.995	69	53.200	1:05.177
69	45.613	1:03.753	69	48.162	1:03.634	51	57.143	1:06.608	51	1:06.510	1:11.509	51	1:13.506	1:14.021
51	48.270	1:04.097	51	51.460	1:04.275	33	1:02.010	1:05.843	33	1:06.933	1:07.065	33	1:13.865	1:13.957
33	52.918	1:05.464	33	57.092	1:05.259									
57	58.420	1:07.692												
91	59.560	1:12.561												

Weather / Track : Sunny / Dry

Mallory Park
Circuit Length = 1.4100 miles
Start: 14:58 End: 15:22

MCRCB BULLETIN TK157

2010 SpeedyRetail.com British 125GP Championship & ACU Academy Cup

RACE 6 - LAP CHART

Lap 16			Lap 17			Lap 18			Lap 19			Lap 20		
No	Behind	Laptime	No	Behind	Laptime	No	Behind	Laptime	No	Behind	Laptime	No	Behind	Laptime
89		1:13.890	89		1:05.127	89		1:04.999	89		1:10.826	89		1:13.169
13	0.474	1:14.029	13	0.524	1:05.177	13	0.445	1:04.920	13	0.273	1:10.654	46	0.394	1:13.029
46	8.368	1:20.335	46	5.360	1:02.119	46	2.390	1:02.029	46	0.534	1:08.970	7	1.347	1:13.721
7	8.575	1:20.518	7	6.308	1:02.860	7	3.633	1:02.324	7	0.795	1:07.988	1	1.401	1:13.666
1	8.740	1:20.622	1	6.370	1:02.757	1	4.036	1:02.665	1	0.904	1:07.694	94	1.480	1:13.578
94	9.005	1:17.460	94	6.973	1:03.095	94	4.427	1:02.453	94	1.071	1:07.470	4	1.765	1:13.406
4	9.382	1:16.396	4	7.389	1:03.134	4	4.860	1:02.470	4	1.528	1:07.494	14	1.901	1:13.311
14	9.489	1:10.921	14	7.542	1:03.180	14	5.071	1:02.528	14	1.759	1:07.514	22	2.805	1:13.125
22	9.901	1:09.849	22	9.143	1:04.369	22	5.947	1:01.803	22	2.849	1:07.728	77	2.809	1:12.927
77	10.396	1:09.603	77	9.980	1:04.711	77	6.808	1:01.827	77	3.051	1:07.069	28	3.410	1:13.213
28	10.920	1:04.628	28	10.678	1:04.885	28	7.534	1:01.855	28	3.366	1:06.658	17	3.952	1:08.682
26	1 LAP	1:06.846	17	19.021	1:07.495	17	16.483	1:02.461	17	8.439	1:02.782	98	4.555	1:08.878
29	1 LAP	1:06.127	98	19.531	1:07.441	98	17.061	1:02.529	98	8.846	1:02.611	11	4.906	1:09.013
17	16.653	1:05.916	11	19.701	1:04.629	11	17.479	1:02.777	11	9.062	1:02.409	12	5.304	1:09.004
98	17.217	1:05.630	12	20.560	1:05.369	12	17.710	1:02.149	12	9.469	1:02.585	24	5.380	1:08.770
11	20.199	1:03.289	24	20.803	1:05.157	24	18.090	1:02.286	24	9.779	1:02.515	6	5.674	1:05.106
12	20.318	1:03.140	29	1 LAP	1:10.608	6	21.965	1:03.661	6	13.737	1:02.598	71	6.178	1:05.314
24	20.773	1:03.399	26	1 LAP	1:12.915	71	22.322	1:03.645	71	14.033	1:02.537	74	6.988	1:04.143
6	23.989	1:03.221	6	23.303	1:04.441	29	1 LAP	1:06.889	74	16.014	1:02.660	10	7.338	1:03.734
71	24.309	1:03.008	71	23.676	1:04.494	26	1 LAP	1:06.774	10	16.773	1:03.183	9	10.109	1:03.406
74	26.779	1:03.268	74	25.595	1:03.943	74	24.180	1:03.584	29	1 LAP	1:06.987	35	12.193	1:04.365
10	27.173	1:03.372	10	25.865	1:03.819	10	24.416	1:03.550	9	19.872	1:03.725	29	1 LAP	1:06.899
66	29.371	1:03.432	66	28.545	1:04.301	9	26.973	1:03.067	26	1 LAP	1:07.157	26	1 LAP	1:06.939
9	29.649	1:03.207	9	28.905	1:04.383	35	28.395	1:03.549	35	20.997	1:03.428	66	14.145	1:03.564
35	30.725	1:03.061	35	29.845	1:04.247	66	31.135	1:07.589	66	23.750	1:03.441	25	21.566	1:03.414
25	40.124	1:03.983	25	38.911	1:03.914	25	38.217	1:04.305	25	31.321	1:03.930	27	21.823	1:03.274
27	41.130	1:03.962	27	39.640	1:03.637	27	38.885	1:04.244	27	31.718	1:03.659	69	30.481	1:05.121
69	44.588	1:05.278	69	44.312	1:04.851	69	44.111	1:04.798	69	38.529	1:05.244			
51	1:04.387	1:04.771	51	1:04.638	1:05.378	51	1:10.488	1:10.849	51	1:12.528	1:12.866			
33	1:04.734	1:04.759	33	1:04.870	1:05.263	33	1:10.686	1:10.815	33	1:13.131	1:13.271			

Weather / Track : Sunny / Dry

Mallory Park
Circuit Length = 1.4100 miles
Start: 14:58 End: 15:22

MCRCB BULLETIN TK157

2010 SpeedyRetail.com British 125GP Championship & ACU Academy Cup RACE 6 - LAP CHART

Lap 21			Lap 22		
No	Behind	Laptime	No	Behind	Laptime
89		1:01.062	89		1:00.401
46	0.665	1:01.333	46	0.598	1:00.334
7	2.261	1:01.976	7	3.414	1:01.554
1	2.267	1:01.928	1	3.663	1:01.797
14	2.745	1:01.906	94	3.788	1:01.425
94	2.764	1:02.346	14	4.099	1:01.755
51	1 LAP	1:04.503	4	4.338	1:01.484
4	3.255	1:02.552	77	4.791	1:01.711
77	3.481	1:01.734	17	6.141	1:01.184
28	4.802	1:02.454	28	6.142	1:01.741
17	5.358	1:02.468	22	6.924	1:01.826
22	5.499	1:03.756	11	7.701	1:01.839
33	1 LAP	1:06.605	24	8.197	1:02.178
98	6.255	1:02.762	12	9.279	1:03.036
11	6.263	1:02.419	98	9.342	1:03.488
24	6.420	1:02.102	71	9.381	1:02.256
12	6.644	1:02.402	10	9.964	1:01.802
6	7.299	1:02.687	6	10.425	1:03.527
71	7.526	1:02.410	51	1 LAP	1:09.064
10	8.563	1:02.287	74	11.547	1:02.989
74	8.959	1:03.033	9	14.525	1:02.906
9	12.020	1:02.973	33	1 LAP	1:11.164
35	14.546	1:03.415	35	17.879	1:03.734
66	16.689	1:03.606	66	19.535	1:03.247
29	1 LAP	1:05.856	29	1 LAP	1:05.563
26	1 LAP	1:05.719	26	1 LAP	1:05.171
27	23.904	1:03.143	27	25.773	1:02.270
25	23.906	1:03.402	25	27.364	1:03.859
69	34.324	1:04.905	69	38.748	1:04.825

Weather / Track : Sunny / Dry

Mallory Park
Circuit Length = 1.4100 miles
Start: 14:58 End: 15:22

MCRCB BULLETIN TK158

2010 SpeedyRetail.com British 125GP Championship & ACU Academy Cup

RACE 6 - POSITION CHART

No	Name	Laps Pos	Laps																					
			1	2	3	4	5	6	7	8	9	10	11	12	13	14	15	16	17	18	19	20	21	22
89	Fraser ROGERS	1	89	89	89	89	89	89	89	89	89	89	89	89	89	89	89	89	89	89	89	89	89	
44	Matthew DAVIES	2	44	44	44	44	13	13	13	13	13	13	13	13	13	13	13	13	13	13	13	46	46	46
13	Rob GUIVER	3	13	13	13	13	44	44	44	44	44	44	44	44	7	46	46	46	46	46	46	7	7	7
7	Deane BROWN	4	7	7	7	7	7	7	7	7	7	7	7	7	46	7	7	7	7	7	7	1	1	1
46	Ross WALKER	5	46	1	1	1	1	1	1	1	1	1	1	46	46	1	1	1	1	1	1	94	14	94
1	James LODGE	6	1	46	46	46	46	46	46	46	46	46	46	1	1	94	94	94	94	94	94	4	94	14
4	Philip WAKEFIELD	7	4	22	4	94	94	94	94	94	94	94	94	94	4	4	4	4	4	4	4	14	4	4
22	Matthew PAULO	8	22	4	22	4	4	4	4	4	4	4	4	4	4	14	14	14	14	14	14	22	77	77
94	Sam HORNSEY	9	94	94	94	22	22	22	22	17	17	17	17	14	77	22	22	22	22	22	22	77	28	17
17	John McPHEE	10	17	17	17	17	17	14	17	22	22	14	14	22	22	77	77	77	77	77	77	28	17	28
16	Shaun HORSMAN	11	16	16	28	28	14	17	14	14	14	22	22	77	28	28	28	28	28	28	28	17	22	22
28	Jon VINCENT	12	28	28	14	14	28	28	28	28	28	77	77	28	17	17	17	17	17	17	17	98	98	11
14	Lee JACKSON	13	14	14	16	16	16	16	16	16	16	28	28	17	98	98	98	98	98	98	98	11	11	24
12	Edward RENDELL	14	12	98	98	98	98	98	77	77	77	98	98	98	11	11	11	11	11	11	11	12	24	12
98	Wayne RYAN	15	98	77	77	77	77	77	98	98	98	11	12	11	12	12	12	12	12	12	12	24	12	98
3	James FORD	16	3	12	12	24	11	11	11	11	11	12	11	12	24	24	24	24	24	24	24	6	6	71
77	Taylor MACKENZIE	17	77	24	24	12	12	12	12	12	12	24	24	24	6	6	6	6	6	6	6	71	71	10
6	William DUNLOP	18	6	6	6	11	24	24	24	24	24	6	6	6	71	71	71	71	71	71	71	74	10	6
24	Ben BARRETT	19	24	11	11	6	6	6	6	6	6	71	71	71	74	74	74	74	74	74	74	10	74	74
74	Curtis WRIGHT	20	74	74	74	74	74	74	74	74	74	74	74	74	10	10	10	10	10	10	10	9	9	9
66	Kasey WYATT	21	66	66	66	66	66	66	66	66	71	10	66	66	66	66	66	66	66	66	9	9	35	35
35	Elliot LODGE	22	35	69	35	35	35	71	71	71	66	66	10	10	9	9	9	9	9	9	35	35	66	66
69	Joshua HARLAND	23	69	35	69	91	9	35	10	10	10	9	9	9	35	35	35	35	35	35	66	66	25	27
11	Tom WEEDEN	24	11	9	9	9	71	10	9	9	9	35	35	35	25	25	25	25	25	25	25	27	25	25
9	Luca AGOSTINELLI	25	9	91	71	71	10	9	35	35	35	25	25	25	27	27	27	27	27	27	27	69	69	69
27	Catherine GREEN	26	27	71	91	10	69	91	91	25	25	69	27	27	69	69	69	69	69	69	69	51	51	51
91	Ian STANFORD	27	91	27	10	69	91	69	25	69	69	27	69	69	51	51	51	51	51	51	51	33	33	33
51	Sam SHORROCK	28	51	51	51	27	25	25	69	91	27	51	51	51	33	33	33	33	33	33	33	29	29	29
71	Andrew REID	29	71	10	27	25	27	27	27	27	51	91	33	33	26	26	26	29	29	29	29	26	26	26
57	Simon LOW	30	57	25	25	51	51	51	51	51	91	33	57	26	29	29	29	26	26	26	26			
10	Peter SUTHERLAND	31	10	57	33	33	33	33	33	33	33	57	91	29										
33	Gary WINFIELD	32	33	33	57	57	57	57	57	57	57	26	26											
25	Neil DURHAM	33	25	26	26	26	26	26	26	26	29	29												
26	Richard FERGUSON	34	26	29	29	29	29	29	29	29														
29	Tarran MACKENZIE	35	29																					

Weather / Track : Sunny / Dry

Mallory Park
 Circuit Length = 1.4100 miles
 Start: 14:58 End: 15:22

MCRCB BULLETIN TK159

2010 SpeedyRetail.com British 125GP Championship & ACU Academy Cup

RACE 6 - SECTOR ANALYSIS

1	James LODGE RS Racing / Earnshaws M'cycles										
1-		99.6	37.569	110.6	1:07.568	12-	24.334	97.3	36.598	109.7	1:00.932
2-	24.736	98.1	36.798	109.8	1:01.534	13-	24.694	96.4	36.857	109.8	1:01.551
3-	24.337	97.4	36.420	109.5	1:00.757	14-	24.574	97.8	36.926	109.7	1:01.500
4-	24.180	97.8	36.625	109.3	1:00.805	15-	24.780	96.3	37.879	101.7	1:02.659
5-	24.163	98.5	36.505	108.9	1:00.668	16-	35.117	79.1	45.505	86.4	1:20.622
6-	24.489	97.8	36.890	108.8	1:01.379	17-	25.634	98.7	37.123	110.2	1:02.757
7-	24.311	97.1	36.358	109.7	1:00.669	18-	25.160	96.4	37.505	109.8	1:02.665
8-	24.270	97.4	36.831	108.6	1:01.101	19-	24.653	96.8	43.041	100.2	1:07.694
9-	24.240	97.5	36.414	109.7	1:00.654	20-	30.878	77.0	42.788	108.8	1:13.666
10-	24.218	97.3	36.584	108.1	1:00.802	21-	24.623	98.1	37.305	107.7	1:01.928
11-	24.288	97.4	36.744	110.2	1:01.032	22-	25.094	98.4	36.703	108.6	1:01.797
3	James FORD E3 Motorsport										
1-		95.2	38.657	108.1	1:11.393						
4	Philip WAKEFIELD PWR / Sandbach Scrap Metal										
1-		96.4	36.916	108.9	1:07.746	12-	24.602	95.6	37.112	104.0	1:01.714
2-	25.553	95.3	37.292	107.4	1:02.845	13-	24.807	95.3	36.715	104.0	1:01.522
3-	25.085	97.0	36.613	105.7	1:01.698	14-	24.750	96.1	36.801	103.7	1:01.551
4-	24.608	96.7	36.946	106.3	1:01.554	15-	24.712	95.9	37.110	104.4	1:01.822
5-	24.433	97.0	36.591	106.0	1:01.024	16-	31.852	86.8	44.544	89.5	1:16.396
6-	24.595	96.3	36.506	106.3	1:01.101	17-	26.176	96.8	36.958	106.2	1:03.134
7-	24.575	95.1	36.669	105.2	1:01.244	18-	24.678	97.0	37.792	105.8	1:02.470
8-	24.499	96.0	36.623	105.2	1:01.122	19-	24.802	95.5	42.692	100.2	1:07.494
9-	24.512	94.7	36.700	104.9	1:01.212	20-	31.046	70.2	42.360	107.4	1:13.406
10-	24.555	96.0	36.583	104.5	1:01.138	21-	25.115	98.3	37.437	107.4	1:02.552
11-	24.431	95.9	36.755	104.2	1:01.186	22-	24.795	97.1	36.689	106.0	1:01.484
6	William DUNLOP										
1-		97.7	38.901	108.8	1:11.890	12-	25.253	97.7	37.593	107.0	1:02.846
2-	25.487	96.3	37.922	110.6	1:03.409	13-	25.544	96.0	37.601	106.5	1:03.145
3-	25.495	97.4	37.704	109.3	1:03.199	14-	26.529	95.2	38.481	106.9	1:05.010
4-	25.690	97.5	37.857	107.2	1:03.547	15-	25.956	96.7	37.932	108.4	1:03.888
5-	25.276	97.1	37.538	108.2	1:02.814	16-	25.414	97.7	37.807	107.7	1:03.221
6-	25.349	96.8	37.496	109.7	1:02.845	17-	25.934	97.1	38.507	109.3	1:04.441
7-	25.363	96.8	37.615	108.2	1:02.978	18-	25.798	97.1	37.863	107.5	1:03.661
8-	25.147	97.4	37.287	109.3	1:02.434	19-	25.097	97.8	37.501	108.9	1:02.598
9-	25.218	96.6	37.294	108.9	1:02.512	20-	25.090	98.4	40.016	108.8	1:05.106
10-	25.492	97.4	37.470	108.8	1:02.962	21-	25.232	98.3	37.455	106.7	1:02.687
11-	25.313	97.3	37.469	108.6	1:02.782	22-	25.716	98.5	37.811	109.5	1:03.527
7	Deane BROWN C Colin Appleyard / Macadam Racing										
1-		98.1	37.275	108.9	1:07.151	12-	24.418	97.7	36.943	108.4	1:01.361
2-	24.773	97.4	36.366	109.1	1:01.139	13-	25.975	93.3	37.108	106.9	1:03.083
3-	24.370	96.6	36.392	108.4	1:00.762	14-	24.882	96.6	36.851	108.4	1:01.733
4-	24.260	98.1	36.374	108.6	1:00.634	15-	25.111	94.9	37.962	91.9	1:03.073
5-	24.218	98.5	36.068	108.8	1:00.286	16-	35.036	81.5	45.482	90.0	1:20.518
6-	24.130	97.7	36.057	110.4	1:00.187	17-	25.643	97.0	37.217	108.2	1:02.860
7-	24.160	98.3	36.014	110.6	1:00.174	18-	25.074	96.7	37.250	107.4	1:02.324
8-	24.257	97.1	36.334	109.1	1:00.591	19-	25.020	94.5	42.968	101.4	1:07.988
9-	24.163	97.8	36.613	108.1	1:00.776	20-	30.795	79.5	42.926	108.1	1:13.721
10-	24.497	96.6	36.562	108.2	1:01.059	21-	24.812	99.3	37.164	107.0	1:01.976
11-	24.481	96.7	37.060	107.7	1:01.541	22-	24.854	96.8	36.700	108.4	1:01.554
9	Luca AGOSTINELLI C Grant Racing										
1-		94.3	40.158	103.1	1:14.039	12-	25.226	94.5	37.257	102.8	1:02.483
2-	25.728	94.8	38.913	101.8	1:04.641	13-	25.310	93.6	37.755	102.5	1:03.065
3-	25.544	95.1	38.338	104.5	1:03.882	14-	26.464	92.3	37.593	102.3	1:04.057
4-	25.367	93.7	37.980	104.4	1:03.347	15-	25.484	93.3	38.122	101.5	1:03.606
5-	25.189	94.1	37.746	101.5	1:02.935	16-	25.377	93.9	37.830	101.2	1:03.207
6-	25.538	94.3	38.363	104.5	1:03.901	17-	25.768	81.9	38.615	103.9	1:04.383

Weather / Track : Sunny / Dry

Mallory Park
Circuit Length = 1.4100 miles
Start: 14:58 End: 15:22

MCRCB BULLETIN TK159

2010 SpeedyRetail.com British 125GP Championship & ACU Academy Cup

RACE 6 - SECTOR ANALYSIS

7-	25.398	94.7	37.910	102.6	1:03.308	18-	25.410	93.7	37.657	103.1	1:03.067
8-	25.506	92.9	37.620	102.8	1:03.126	19-	25.441	93.2	38.284	102.8	1:03.725
9-	25.650	93.1	37.539	102.8	1:03.189	20-	25.723	93.5	37.683	103.6	1:03.406
10-	25.553	93.9	37.515	103.1	1:03.068	21-	25.282	93.5	37.691	104.0	1:02.973
11-	25.322	93.9	37.966	102.6	1:03.288	22-	25.359	94.1	37.547	103.1	1:02.906
10	Peter SUTHERLAND					Team Repli-Cast UK Racing					
1-		95.5	42.059	107.0	1:16.386	12-	24.662	97.7	37.420	109.1	1:02.082
2-	25.759	96.1	37.600	109.8	1:03.359	13-	24.806	97.0	37.111	108.4	1:01.917
3-	25.419	97.5	37.757	110.9	1:03.176	14-	25.986	96.1	37.686	107.9	1:03.672
4-	25.790	98.3	37.766	110.0	1:03.556	15-	25.223	96.8	38.091	106.9	1:03.314
5-	25.216	99.0	37.452	109.3	1:02.668	16-	25.522	97.7	37.850	107.4	1:03.372
6-	25.614	98.3	37.739	109.1	1:03.353	17-	25.683	96.4	38.136	109.1	1:03.819
7-	25.371	97.1	37.291	110.2	1:02.662	18-	25.632	96.8	37.918	108.9	1:03.550
8-	24.509	97.7	37.369	110.6	1:01.878	19-	25.864	96.6	37.319	108.6	1:03.183
9-	25.028	97.1	37.772	109.8	1:02.800	20-	25.009	97.8	38.725	110.2	1:03.734
10-	25.249	97.7	37.549	108.9	1:02.798	21-	24.965	98.0	37.322	109.8	1:02.287
11-	25.428	97.8	40.245	108.8	1:05.673	22-	24.739	98.5	37.063	110.0	1:01.802
11	Tom WEEDEN					C Tom Weeden Racing					
1-		95.6	41.614	109.3	1:13.942	12-	25.058	96.4	37.123	104.5	1:02.181
2-	25.126	97.3	37.398	108.2	1:02.524	13-	26.090	92.8	37.481	102.5	1:03.571
3-	24.706	97.3	37.489	107.5	1:02.195	14-	26.048	95.2	37.856	102.1	1:03.904
4-	25.170	96.1	36.917	107.0	1:02.087	15-	26.076	94.8	37.865	102.6	1:03.941
5-	25.386	97.0	37.383	105.3	1:02.769	16-	25.514	96.4	37.775	103.6	1:03.289
6-	24.868	95.6	37.182	106.2	1:02.050	17-	26.211	95.9	38.418	105.8	1:04.629
7-	25.131	93.5	37.303	105.0	1:02.434	18-	25.104	97.1	37.673	105.2	1:02.777
8-	25.086	95.6	37.370	105.2	1:02.456	19-	25.196	96.7	37.213	108.4	1:02.409
9-	25.168	94.7	37.262	105.3	1:02.430	20-	26.447	75.1	42.566	105.5	1:09.013
10-	25.323	94.3	37.417	104.2	1:02.740	21-	24.959	97.1	37.460	107.9	1:02.419
11-	25.770	92.7	37.409	105.7	1:03.179	22-	25.165	96.7	36.674	108.1	1:01.839
12	Edward RENDELL					Dutch-2-UK / Breadline Racing					
1-		92.8	38.481	104.4	1:10.755	12-	25.372	93.9	37.201	102.5	1:02.573
2-	25.675	93.1	38.486	102.1	1:04.161	13-	25.973	90.4	37.627	102.3	1:03.600
3-	25.186	92.6	37.564	101.4	1:02.750	14-	26.108	92.1	37.750	102.3	1:03.858
4-	25.274	92.7	37.525	101.4	1:02.799	15-	26.024	93.5	37.874	102.9	1:03.898
5-	25.386	94.8	37.682	101.5	1:03.068	16-	25.440	95.2	37.700	102.6	1:03.140
6-	25.094	94.0	37.396	103.6	1:02.490	17-	26.319	93.1	39.050	102.8	1:05.369
7-	25.418	92.4	37.488	102.1	1:02.906	18-	24.795	94.8	37.354	104.2	1:02.149
8-	24.923	92.8	37.211	102.9	1:02.134	19-	25.163	94.4	37.422	103.4	1:02.585
9-	24.746	93.5	37.560	103.1	1:02.306	20-	26.185	73.7	42.819	104.9	1:09.004
10-	24.985	93.9	37.407	102.6	1:02.392	21-	25.130	96.1	37.272	105.7	1:02.402
11-	25.530	91.4	37.451	101.7	1:02.981	22-	25.419	94.9	37.617	103.7	1:03.036
13	Rob GUIVER					SP125 / Brockwell Engineering					
1-		98.5	36.816	108.8	1:07.106	11-	24.182	97.5	36.373	107.0	1:00.555
2-	24.469	97.4	36.279	108.1	1:00.748	12-	24.708	97.7	36.215	108.2	1:00.923
3-	24.235	97.4	36.141	108.6	1:00.376	13-	24.245	97.4	36.132	108.4	1:00.377
4-	24.189	99.1	36.397	108.9	1:00.586	14-	24.415	97.0	38.356	102.1	1:02.771
5-	24.217	97.7	36.159	108.2	1:00.376	15-	26.255	91.9	40.042	97.4	1:06.297
6-	24.182	98.0	36.158	108.1	1:00.340	16-	35.835	82.8	38.194	102.8	1:14.029
7-	24.066	98.1	36.083	109.1	1:00.149	17-	26.336	93.6	38.841	102.9	1:05.177
8-	24.191	97.5	36.221	108.2	1:00.412	18-	25.985	92.7	38.935	102.6	1:04.920
9-	24.130	96.7	36.437	108.4	1:00.567	19-	26.464	89.8	44.190	99.1	1:10.654
10-	24.094	97.5	36.261	108.1	1:00.355						
14	Lee JACKSON					C Team Jackson Racing					
1-		94.7	38.300	108.1	1:10.387	12-	24.704	98.4	37.103	106.3	1:01.807
2-	24.804	97.8	37.232	109.1	1:02.036	13-	24.719	97.3	37.132	107.0	1:01.851
3-	24.800	99.1	36.897	109.5	1:01.697	14-	24.605	97.3	37.093	106.3	1:01.698
4-	24.411	100.0	36.845	110.2	1:01.256	15-	24.880	96.4	37.023	107.0	1:01.903
5-	24.708	99.3	37.087	108.6	1:01.795	16-	26.638	83.2	44.283	90.9	1:10.921
6-	24.838	98.1	36.766	107.9	1:01.604	17-	26.419	99.4	36.761	109.7	1:03.180

Weather / Track : Sunny / Dry

Mallory Park
Circuit Length = 1.4100 miles
Start: 14:58 End: 15:22

MCRCB BULLETIN TK159

2010 SpeedyRetail.com British 125GP Championship & ACU Academy Cup

RACE 6 - SECTOR ANALYSIS

7-	25.043	98.4	36.754	109.5	1:01.797	18-	24.848	100.6	37.680	109.5	1:02.528
8-	24.542	98.0	37.325	108.9	1:01.867	19-	24.976	99.0	42.538	98.8	1:07.514
9-	24.711	98.5	37.094	108.6	1:01.805	20-	30.983	68.3	42.328	111.1	1:13.311
10-	24.599	97.7	36.598	108.4	1:01.197	21-	24.553	99.9	37.353	108.6	1:01.906
11-	24.370	98.1	36.991	108.4	1:01.361	22-	24.849	99.0	36.906	109.7	1:01.755
16	Shaun HORSMAN					Symity IT					
1-		96.4	37.899	107.2	1:09.559	6-	24.901	97.7	37.076	106.5	1:01.977
2-	24.894	97.8	37.465	106.7	1:02.359	7-	24.629	98.0	36.819	107.2	1:01.448
3-	25.015	97.5	37.537	107.2	1:02.552	8-	24.679	97.0	37.132	106.9	1:01.811
4-	24.560	97.5	36.959	108.1	1:01.519	9-	24.647	97.8	37.021	106.5	1:01.668
5-	24.573	98.1	37.289	105.3	1:01.862						
17	John McPHEE					C KRP/Bradley Smith Racing					
1-		97.3	37.593	111.8	1:09.099	12-	24.552	101.7	40.748	110.9	1:05.300
2-	25.104	101.7	37.092	112.0	1:02.196	13-	24.989	99.1	37.109	111.8	1:02.098
3-	24.976	101.1	36.950	112.2	1:01.926	14-	26.638	92.1	39.439	107.9	1:06.077
4-	24.612	101.8	37.012	111.8	1:01.624	15-	26.383	97.8	39.797	106.9	1:06.180
5-	24.922	101.1	37.120	110.6	1:02.042	16-	26.202	97.3	39.714	105.0	1:05.916
6-	24.874	101.1	37.132	113.5	1:02.006	17-	27.755	96.7	39.740	110.0	1:07.495
7-	24.652	100.9	36.740	111.5	1:01.392	18-	24.776	101.5	37.685	110.0	1:02.461
8-	24.523	101.4	36.711	111.7	1:01.234	19-	24.986	101.2	37.796	111.3	1:02.782
9-	24.776	100.3	36.694	112.0	1:01.470	20-	26.350	80.4	42.332	112.4	1:08.682
10-	24.467	100.0	37.440	110.2	1:01.907	21-	24.917	93.2	37.551	111.5	1:02.468
11-	24.536	101.5	37.143	110.9	1:01.679	22-	24.518	102.1	36.666	113.7	1:01.184
22	Matthew PAULO					Grant Racing					
1-		95.6	37.336	106.2	1:08.555	12-	24.722	95.1	37.089	104.9	1:01.811
2-	24.820	96.3	37.210	105.7	1:02.030	13-	24.786	93.2	37.331	102.5	1:02.117
3-	24.979	94.9	37.010	107.0	1:01.989	14-	24.865	96.3	37.271	101.7	1:02.136
4-	24.865	97.3	37.077	105.2	1:01.942	15-	24.881	94.3	37.134	102.5	1:02.015
5-	24.716	96.3	36.916	104.2	1:01.632	16-	26.006	77.5	43.843	92.6	1:09.849
6-	24.689	94.8	36.971	104.5	1:01.660	17-	26.974	94.5	37.395	103.9	1:04.369
7-	24.579	94.3	37.107	104.0	1:01.686	18-	24.725	95.9	37.078	105.2	1:01.803
8-	25.542	90.7	37.182	104.5	1:02.724	19-	24.861	93.5	42.867	97.7	1:07.728
9-	24.637	94.7	37.241	104.0	1:01.878	20-	30.693	80.3	42.432	105.2	1:13.125
10-	24.944	95.2	36.910	105.0	1:01.854	21-	24.904	96.7	38.852	103.2	1:03.756
11-	24.499	95.5	37.017	104.0	1:01.516	22-	24.694	96.7	37.132	105.0	1:01.826
24	Ben BARRETT					Lowerdale Autos / SP 125 Racing					
1-		94.7	39.319	105.8	1:12.251	12-	25.216	94.9	37.148	104.4	1:02.364
2-	25.387	95.9	37.455	106.5	1:02.842	13-	25.488	94.5	37.384	105.2	1:02.872
3-	25.516	93.9	37.268	105.2	1:02.784	14-	26.365	93.6	37.741	105.3	1:04.106
4-	25.340	96.1	37.181	105.0	1:02.521	15-	25.993	93.6	37.668	105.0	1:03.661
5-	25.337	95.6	38.222	105.7	1:03.559	16-	25.663	96.7	37.736	104.2	1:03.399
6-	25.335	95.5	37.353	105.5	1:02.688	17-	26.105	94.4	39.052	105.0	1:05.157
7-	25.337	95.1	37.318	105.2	1:02.655	18-	25.339	94.8	36.947	106.5	1:02.286
8-	25.431	94.9	37.313	105.5	1:02.744	19-	25.240	94.4	37.275	106.0	1:02.515
9-	25.282	94.5	37.216	104.9	1:02.498	20-	26.218	80.3	42.552	107.7	1:08.770
10-	25.332	95.2	37.337	104.4	1:02.669	21-	24.852	97.1	37.250	107.2	1:02.102
11-	25.441	94.9	37.212	104.9	1:02.653	22-	25.377	96.8	36.801	106.7	1:02.178
25	Neil DURHAM					Moto Strada					
1-		93.9	41.575	105.0	1:16.782	12-	25.550	94.7	38.166	97.4	1:03.716
2-	25.896	95.9	37.963	106.3	1:03.859	13-	26.256	92.6	38.469	101.4	1:04.725
3-	26.001	93.1	38.269	106.2	1:04.270	14-	26.802	93.3	38.380	102.9	1:05.182
4-	26.036	94.0	37.939	104.7	1:03.975	15-	26.458	92.3	37.676	104.0	1:04.134
5-	25.581	95.6	38.063	105.2	1:03.644	16-	26.166	93.1	37.817	104.0	1:03.983
6-	25.549	95.2	37.479	105.7	1:03.028	17-	25.740	95.1	38.174	102.9	1:03.914
7-	25.526	95.1	37.605	105.5	1:03.131	18-	26.259	94.1	38.046	103.2	1:04.305
8-	25.637	94.5	38.066	103.7	1:03.703	19-	25.889	94.0	38.041	103.9	1:03.930
9-	25.682	93.6	38.186	104.7	1:03.868	20-	25.605	94.3	37.809	104.5	1:03.414
10-	25.804	93.9	38.131	102.0	1:03.935	21-	25.486	94.3	37.916	104.2	1:03.402
11-	25.661	94.5	38.021	104.9	1:03.682	22-	25.495	94.1	38.364	99.6	1:03.859

Weather / Track : Sunny / Dry

Mallory Park
Circuit Length = 1.4100 miles
Start: 14:58 End: 15:22

MCRCB BULLETIN TK159

2010 SpeedyRetail.com British 125GP Championship & ACU Academy Cup

RACE 6 - SECTOR ANALYSIS

26	Richard FERGUSON				C	Team Ferguson Racing					
1-		94.4	41.706	106.7	1:17.042	12-	28.866	84.6	40.389	104.5	1:09.255
2-	26.785	95.6	39.539	103.6	1:06.324	13-	27.484	94.1	40.471	105.8	1:07.955
3-	26.000	96.6	39.279	104.2	1:05.279	14-	27.550	93.9	40.276	105.2	1:07.826
4-	26.792	95.9	39.503	104.7	1:06.295	15-	27.065	94.9	39.781	105.0	1:06.846
5-	26.232	95.7	39.372	104.2	1:05.604	16-	29.460	93.5	43.455	106.5	1:12.915
6-	26.595	95.3	39.407	104.7	1:06.002	17-	26.813	95.3	39.961	106.5	1:06.774
7-	26.772	94.4	39.480	104.7	1:06.252	18-	27.062	95.7	40.095	106.5	1:07.157
8-	26.295	94.4	39.213	103.4	1:05.508	19-	26.737	96.7	40.202	106.0	1:06.939
9-	26.756	95.1	39.279	104.5	1:06.035	20-	26.290	97.0	39.429	105.5	1:05.719
10-	26.595	94.9	39.630	104.2	1:06.225	21-	26.010	96.0	39.161	104.9	1:05.171
11-	26.760	96.1	40.743	104.5	1:07.503						
27	Catherine GREEN				C	CG Racing					
1-		95.7	40.403	108.6	1:14.285	12-	25.172	97.3	38.076	108.1	1:03.248
2-	26.287	96.6	38.585	108.8	1:04.872	13-	26.061	96.4	38.039	106.9	1:04.100
3-	25.929	98.3	39.349	109.8	1:05.278	14-	26.879	95.5	38.320	106.9	1:05.199
4-	25.568	96.8	38.397	108.2	1:03.965	15-	26.411	96.8	38.308	107.5	1:04.719
5-	25.627	97.0	39.147	106.9	1:04.774	16-	25.647	90.7	38.315	107.2	1:03.962
6-	25.694	96.3	38.403	108.2	1:04.097	17-	25.445	96.8	38.192	107.5	1:03.637
7-	25.465	96.6	38.224	109.5	1:03.689	18-	25.913	96.6	38.331	107.0	1:04.244
8-	25.242	97.3	38.305	108.1	1:03.547	19-	25.608	96.7	38.051	107.5	1:03.659
9-	25.514	96.3	38.153	108.6	1:03.667	20-	25.577	97.5	37.697	108.6	1:03.274
10-	25.858	96.7	38.304	108.1	1:04.162	21-	25.693	97.1	37.450	108.9	1:03.143
11-	25.199	97.0	37.860	108.4	1:03.059	22-	24.952	96.8	37.318	109.3	1:02.270
28	Jon VINCENT				C	G R Formby Heavy Transport					
1-		95.7	37.697	110.0	1:09.786	12-	24.726	96.8	37.320	107.2	1:02.046
2-	25.198	98.1	37.062	109.8	1:02.260	13-	25.317	96.3	37.125	108.4	1:02.442
3-	24.855	97.4	36.713	109.5	1:01.568	14-	26.747	95.5	38.262	104.5	1:05.009
4-	24.672	97.8	36.914	108.9	1:01.586	15-	25.964	96.0	37.554	104.9	1:03.518
5-	25.175	98.0	37.128	108.6	1:02.303	16-	25.607	97.5	39.021	93.9	1:04.628
6-	24.752	98.0	37.103	108.9	1:01.855	17-	27.621	97.8	37.264	107.9	1:04.885
7-	24.716	97.8	36.714	109.8	1:01.430	18-	24.738	98.0	37.117	107.9	1:01.855
8-	24.645	97.7	37.339	109.5	1:01.984	19-	24.684	98.3	41.974	104.4	1:06.658
9-	24.816	97.7	36.767	110.0	1:01.583	20-	30.602	86.1	42.611	108.8	1:13.213
10-	25.706	95.9	37.246	108.6	1:02.952	21-	24.726	98.8	37.728	107.9	1:02.454
11-	24.631	97.3	36.832	108.2	1:01.463	22-	24.652	98.7	37.089	107.7	1:01.741
29	Tarran MACKENZIE				C	Grant Racing / Alan Duffus M/CS					
1-		93.5	41.712	103.6	1:17.380	12-	27.420	93.2	40.403	103.7	1:07.823
2-	26.542	95.7	39.855	103.9	1:06.397	13-	26.468	95.5	39.925	103.1	1:06.393
3-	25.936	95.6	39.647	102.5	1:05.583	14-	26.478	95.6	39.679	104.4	1:06.157
4-	26.266	94.9	40.014	103.9	1:06.280	15-	26.184	95.1	39.943	103.2	1:06.127
5-	26.084	95.6	39.435	103.1	1:05.519	16-	27.817	93.6	42.791	105.5	1:10.608
6-	26.260	96.1	39.573	104.9	1:05.833	17-	26.279	95.3	40.610	104.2	1:06.889
7-	26.464	94.5	39.889	105.3	1:06.353	18-	26.553	94.9	40.434	103.9	1:06.987
8-	26.013	94.5	39.726	104.2	1:05.739	19-	26.328	95.9	40.571	105.0	1:06.899
9-	26.624	91.3	39.118	104.9	1:05.742	20-	26.122	94.5	39.734	105.0	1:05.856
10-	26.339	94.1	39.765	102.1	1:06.104	21-	25.972	95.2	39.591	105.0	1:05.563
11-	28.647	92.9	45.700	103.6	1:14.347						
33	Gary WINFIELD				C	Oxford TAG Racing					
1-		94.9	41.846	105.3	1:16.417	12-	26.463	90.8	38.796	102.1	1:05.259
2-	26.160	93.9	38.886	105.5	1:05.046	13-	26.699	92.6	39.144	101.5	1:05.843
3-	25.909	95.2	38.846	103.6	1:04.755	14-	26.702	93.2	40.363	95.1	1:07.065
4-	25.855	94.4	38.474	103.6	1:04.329	15-	35.114	90.6	38.843	103.7	1:13.957
5-	25.878	94.0	38.610	103.7	1:04.488	16-	26.247	93.3	38.512	103.6	1:04.759
6-	25.923	94.7	38.460	103.7	1:04.383	17-	26.416	93.5	38.847	104.5	1:05.263
7-	25.847	93.7	38.601	102.3	1:04.448	18-	26.632	92.7	44.183	98.0	1:10.815
8-	26.141	92.8	38.334	102.8	1:04.475	19-	30.985	77.3	42.286	104.0	1:13.271
9-	25.911	92.9	38.628	103.1	1:04.539	20-	26.146	92.6	40.459	103.2	1:06.605
10-	26.053	93.7	38.947	103.1	1:05.000	21-	30.305	87.4	40.859	97.5	1:11.164

Weather / Track : Sunny / Dry

Mallory Park
Circuit Length = 1.4100 miles
Start: 14:58 End: 15:22

MCRCB BULLETIN TK159

2010 SpeedyRetail.com British 125GP Championship & ACU Academy Cup

RACE 6 - SECTOR ANALYSIS

11-	26.556	92.4	38.908	101.7	1:05.464						
35	Elliot LODGE		C		Spike Racing						
1-		96.6	40.091	108.4	1:13.748	12-	25.082	96.3	38.204	107.4	1:03.286
2-	25.670	95.7	39.033	107.0	1:04.703	13-	25.595	96.0	38.093	108.1	1:03.688
3-	25.592	95.6	38.110	108.6	1:03.702	14-	25.196	97.1	37.913	107.7	1:03.109
4-	25.248	95.5	38.061	107.9	1:03.309	15-	25.073	96.7	38.099	107.2	1:03.172
5-	25.083	96.6	38.244	106.9	1:03.327	16-	25.103	96.8	37.958	107.2	1:03.061
6-	25.204	96.3	38.430	108.4	1:03.634	17-	25.156	96.0	39.091	108.6	1:04.247
7-	25.466	95.3	38.677	108.6	1:04.143	18-	25.036	97.3	38.513	107.2	1:03.549
8-	25.316	96.1	38.019	109.1	1:03.335	19-	25.283	95.5	38.145	108.6	1:03.428
9-	25.479	94.8	37.858	109.1	1:03.337	20-	25.630	96.1	38.735	108.1	1:04.365
10-	25.451	95.3	37.777	108.4	1:03.228	21-	25.130	95.2	38.285	107.7	1:03.415
11-	25.136	96.0	38.300	107.9	1:03.436	22-	25.421	94.8	38.313	108.1	1:03.734
44	Matthew DAVIES		C		SP125 / Fireplace Warehouse						
1-		96.4	36.936	108.9	1:06.097	7-	24.176	98.7	35.967	111.1	1:00.143
2-	24.576	96.8	36.375	107.9	1:00.951	8-	24.224	97.5	36.196	110.2	1:00.420
3-	24.346	96.8	36.434	107.5	1:00.780	9-	24.309	98.0	36.298	109.5	1:00.607
4-	24.424	98.1	36.315	108.2	1:00.739	10-	24.308	97.0	36.525	109.1	1:00.833
5-	24.690	99.1	36.224	109.1	1:00.914	11-	24.355	98.1	36.567	108.8	1:00.922
6-	24.256	98.4	36.050	110.0	1:00.306	12-	24.991	97.5	36.326	109.1	1:01.317
46	Ross WALKER		C		Ross Walker Racing						
1-		97.0	37.453	109.8	1:07.253	12-	24.365	97.1	36.606	107.5	1:00.971
2-	25.772	96.6	37.036	107.7	1:02.808	13-	25.083	96.4	36.344	108.1	1:01.427
3-	24.518	96.4	36.606	106.9	1:01.124	14-	24.646	98.0	36.486	106.0	1:01.132
4-	24.466	96.0	36.711	107.4	1:01.177	15-	24.931	95.7	38.275	92.6	1:03.206
5-	24.466	96.8	36.462	107.4	1:00.928	16-	34.695	75.3	45.640	86.5	1:20.335
6-	24.192	96.8	36.384	107.7	1:00.576	17-	25.483	96.4	36.636	107.0	1:02.119
7-	24.398	96.1	36.386	107.7	1:00.784	18-	24.552	96.0	37.477	104.9	1:02.029
8-	24.232	96.8	36.276	107.9	1:00.508	19-	25.109	93.6	43.861	100.2	1:08.970
9-	24.140	97.4	36.157	108.8	1:00.297	20-	30.845	76.9	42.184	109.3	1:13.029
10-	24.237	97.3	36.448	108.8	1:00.685	21-	24.965	99.3	36.368	108.4	1:01.333
11-	24.426	97.0	36.224	106.9	1:00.650	22-	23.985	97.8	36.349	108.1	1:00.334
51	Sam SHORROCK		C		Semms Fabrications						
1-		94.1	40.811	103.2	1:14.893	12-	25.933	95.9	38.342	103.1	1:04.275
2-	26.275	95.7	38.546	105.8	1:04.821	13-	27.566	89.8	39.042	102.1	1:06.608
3-	25.975	96.0	38.703	105.2	1:04.678	14-	26.646	94.5	44.863	95.6	1:11.509
4-	26.065	96.0	38.646	105.8	1:04.711	15-	35.175	91.9	38.846	102.0	1:14.021
5-	25.814	95.9	38.451	104.4	1:04.265	16-	26.168	95.1	38.603	102.9	1:04.771
6-	25.895	96.4	38.490	104.9	1:04.385	17-	26.334	95.1	39.044	102.5	1:05.378
7-	25.724	95.5	38.089	104.9	1:03.813	18-	26.112	94.8	44.737	97.1	1:10.849
8-	25.721	95.5	38.810	104.2	1:04.531	19-	30.894	82.6	41.972	103.4	1:12.866
9-	25.839	94.7	38.034	104.7	1:03.873	20-	25.912	95.9	38.591	105.3	1:04.503
10-	26.188	95.5	38.441	103.6	1:04.629	21-	25.730	97.3	43.334	104.5	1:09.064
11-	25.894	95.5	38.203	102.9	1:04.097						
57	Simon LOW		C		Team Shop4bikers / Dutch-2-UK R'g						
1-		90.7	42.013	100.9	1:16.188	7-	25.455	90.8	38.925	100.6	1:04.380
2-	25.943	91.1	39.032	101.8	1:04.975	8-	26.018	90.4	39.232	101.2	1:05.250
3-	25.888	90.1	39.412	100.9	1:05.300	9-	25.528	91.3	39.410	100.0	1:04.938
4-	26.151	90.4	39.662	100.8	1:05.813	10-	26.176	88.0	38.916	100.6	1:05.092
5-	25.709	90.4	39.113	99.9	1:04.822	11-	25.641	90.9	42.051	99.3	1:07.692
6-	25.588	91.4	38.808	101.1	1:04.396						
66	Kasey WYATT		C		Team Repli-Cast UK Racing						
1-		95.5	39.415	108.1	1:13.158	12-	25.245	95.6	38.083	104.7	1:03.328
2-	25.711	95.6	38.338	106.9	1:04.049	13-	25.599	95.5	38.317	105.0	1:03.916
3-	25.355	95.5	38.121	105.0	1:03.476	14-	25.669	94.1	38.081	104.2	1:03.750
4-	25.457	95.6	38.083	105.8	1:03.540	15-	25.629	94.8	37.886	104.9	1:03.515
5-	25.285	95.7	37.664	105.3	1:02.949	16-	25.416	94.9	38.016	103.9	1:03.432

Weather / Track : Sunny / Dry

Mallory Park
Circuit Length = 1.4100 miles
Start: 14:58 End: 15:22

MCRCB BULLETIN TK159

2010 SpeedyRetail.com British 125GP Championship & ACU Academy Cup

RACE 6 - SECTOR ANALYSIS

6-	25.321	95.7	37.872	106.2	1:03.193	17-	25.349	95.3	38.952	105.2	1:04.301
7-	25.393	95.2	37.768	105.7	1:03.161	18-	25.325	95.9	42.264	104.2	1:07.589
8-	25.195	94.9	37.564	106.2	1:02.759	19-	25.334	94.7	38.107	104.5	1:03.441
9-	25.317	95.1	38.194	106.9	1:03.511	20-	25.229	95.3	38.335	105.7	1:03.564
10-	25.690	94.9	37.955	105.3	1:03.645	21-	25.604	96.7	38.002	105.2	1:03.606
11-	25.311	95.6	38.171	105.2	1:03.482	22-	25.191	95.9	38.056	103.7	1:03.247
69	Joshua HARLAND					C	Josh Harland Racing				
1-		97.1	40.756	106.0	1:13.855	12-	25.581	95.7	38.053	102.8	1:03.634
2-	25.768	95.5	38.745	103.6	1:04.513	13-	26.393	93.5	38.565	102.1	1:04.958
3-	25.699	96.0	38.277	105.7	1:03.976	14-	26.251	95.9	38.744	100.9	1:04.995
4-	26.147	96.4	38.350	105.8	1:04.497	15-	26.195	95.5	38.982	101.8	1:05.177
5-	25.301	97.4	38.324	103.7	1:03.625	16-	26.077	94.9	39.201	101.1	1:05.278
6-	25.808	96.1	38.018	103.4	1:03.826	17-	25.925	95.5	38.926	101.1	1:04.851
7-	26.045	90.8	38.797	104.0	1:04.842	18-	26.252	95.1	38.546	101.5	1:04.798
8-	25.782	95.5	38.517	102.0	1:04.299	19-	26.345	90.7	38.899	101.5	1:05.244
9-	25.757	94.1	38.614	102.3	1:04.371	20-	26.222	95.2	38.899	100.5	1:05.121
10-	25.960	94.7	38.522	102.1	1:04.482	21-	26.167	94.9	38.738	102.3	1:04.905
11-	25.540	96.3	38.213	103.1	1:03.753	22-	25.843	95.6	38.982	101.2	1:04.825
71	Andrew REID					C	Team Aztec GP				
1-		93.7	40.319	107.0	1:14.968	12-	25.045	97.0	37.453	105.0	1:02.498
2-	25.749	95.9	38.011	106.7	1:03.760	13-	25.494	95.1	37.069	105.0	1:02.563
3-	25.735	96.4	38.190	107.0	1:03.925	14-	25.177	95.3	37.543	106.9	1:02.720
4-	25.896	96.8	37.777	106.7	1:03.673	15-	25.743	95.1	38.333	105.8	1:04.076
5-	25.143	97.7	37.467	106.3	1:02.610	16-	25.048	97.5	37.960	106.9	1:03.008
6-	25.600	97.7	37.511	106.0	1:03.111	17-	25.716	96.8	38.778	107.2	1:04.494
7-	25.317	95.3	37.693	105.8	1:03.010	18-	25.574	95.2	38.071	107.2	1:03.645
8-	24.912	96.8	36.908	107.0	1:01.820	19-	25.024	96.4	37.513	106.7	1:02.537
9-	25.042	94.9	37.633	105.7	1:02.675	20-	25.046	96.8	40.268	107.7	1:05.314
10-	25.371	94.7	37.583	105.2	1:02.954	21-	25.078	97.1	37.332	109.1	1:02.410
11-	25.028	96.0	37.403	105.7	1:02.431	22-	24.962	98.0	37.294	108.9	1:02.256
74	Curtis WRIGHT					C	Banks Racing				
1-		95.1	39.609	106.9	1:13.001	12-	25.259	95.3	37.559	106.0	1:02.818
2-	25.668	95.3	38.242	106.3	1:03.910	13-	25.578	94.9	37.599	105.3	1:03.177
3-	25.391	95.2	38.040	105.8	1:03.431	14-	25.699	95.2	38.028	105.2	1:03.727
4-	25.508	93.7	37.785	105.5	1:03.293	15-	25.635	94.4	38.128	104.7	1:03.763
5-	25.443	94.9	37.621	106.2	1:03.064	16-	25.482	95.3	37.786	104.9	1:03.268
6-	25.395	95.3	37.819	106.5	1:03.214	17-	25.499	95.6	38.444	106.0	1:03.943
7-	25.467	95.1	37.592	106.3	1:03.059	18-	25.510	95.1	38.074	106.2	1:03.584
8-	25.356	94.4	37.646	105.8	1:03.002	19-	25.170	94.9	37.490	106.3	1:02.660
9-	25.474	93.2	37.715	105.5	1:03.189	20-	25.324	94.9	38.819	106.9	1:04.143
10-	25.459	94.5	37.969	107.0	1:03.428	21-	24.992	96.0	38.041	107.2	1:03.033
11-	25.292	95.9	37.636	106.3	1:02.928	22-	25.136	96.4	37.853	107.7	1:02.989
77	Taylor MACKENZIE					C	KRP Node 4 MMCG				
1-		98.8	38.530	112.0	1:11.796	12-	24.223	100.3	37.617	110.2	1:01.840
2-	24.831	99.0	37.806	111.3	1:02.637	13-	24.532	100.6	36.865	110.2	1:01.397
3-	24.337	100.2	37.022	112.0	1:01.359	14-	24.644	100.9	37.683	110.0	1:02.327
4-	24.412	100.6	37.385	112.2	1:01.797	15-	25.654	99.7	36.983	111.1	1:02.637
5-	24.646	100.6	37.021	112.4	1:01.667	16-	25.907	75.1	43.696	93.5	1:09.603
6-	24.670	101.2	37.179	111.3	1:01.849	17-	27.305	100.5	37.406	110.9	1:04.711
7-	24.589	100.2	36.902	112.0	1:01.491	18-	24.547	100.9	37.280	111.8	1:01.827
8-	24.327	100.5	36.923	112.2	1:01.250	19-	24.227	100.6	42.842	103.4	1:07.069
9-	24.611	100.5	36.877	112.0	1:01.488	20-	30.408	87.7	42.519	106.7	1:12.927
10-	24.664	100.8	36.948	111.7	1:01.612	21-	24.301	103.4	37.433	113.7	1:01.734
11-	24.229	100.5	36.910	111.7	1:01.139	22-	25.135	101.4	36.576	112.4	1:01.711
89	Fraser ROGERS					C	KRP / Racing Steps Foundations				
1-		98.3	36.733	110.7	1:05.744	12-	24.051	99.6	37.034	110.9	1:01.085
2-	24.283	98.7	36.398	110.0	1:00.681	13-	24.379	99.0	36.546	109.8	1:00.925
3-	24.142	99.0	36.231	110.7	1:00.373	14-	24.487	99.9	37.655	102.8	1:02.142
4-	24.126	99.6	36.176	111.1	1:00.302	15-	26.744	96.6	40.281	95.6	1:07.025

Weather / Track : Sunny / Dry

Mallory Park
Circuit Length = 1.4100 miles
Start: 14:58 End: 15:22

MCRCB BULLETIN TK159

2010 SpeedyRetail.com British 125GP Championship & ACU Academy Cup

RACE 6 - SECTOR ANALYSIS

5-	24.298	99.4	36.231	110.4	1:00.529	16-	35.572	90.7	38.318	108.9	1:13.890
6-	24.244	99.0	36.392	111.1	1:00.636	17-	26.333	96.3	38.794	106.7	1:05.127
7-	24.099	99.7	36.008	111.3	1:00.107	18-	26.280	95.1	38.719	108.9	1:04.999
8-	24.134	99.0	36.235	110.7	1:00.369	19-	26.665	95.9	44.161	98.7	1:10.826
9-	24.018	99.4	36.284	110.9	1:00.302	20-	30.988	75.7	42.181	104.7	1:13.169
10-	24.049	99.0	36.222	110.7	1:00.271	21-	24.770	98.3	36.292	110.9	1:01.062
11-	24.248	99.1	36.864	110.9	1:01.112	22-	24.249	99.6	36.152	111.3	1:00.401
91	Ian STANFORD I Stanford Racing										
1-		95.2	40.168	109.3	1:14.439	7-	25.157	97.4	38.225	108.6	1:03.382
2-	25.559	97.7	38.710	103.4	1:04.269	8-	25.227	97.7	42.038	106.9	1:07.265
3-	25.960	97.4	38.031	109.1	1:03.991	9-	28.376	92.1	39.888	105.8	1:08.264
4-	25.372	98.1	37.604	107.5	1:02.976	10-	26.111	94.9	39.021	106.0	1:05.132
5-	25.088	97.4	39.906	107.7	1:04.994	11-	28.840	68.7	43.721	105.5	1:12.561
6-	25.260	96.7	37.453	108.8	1:02.713						
94	Sam HORNSEY C KRP / Bradley Smith Racing										
1-		98.3	37.466	111.3	1:08.919	12-	24.473	99.4	36.866	109.5	1:01.339
2-	24.732	100.2	37.254	111.5	1:01.986	13-	25.036	97.4	36.610	108.9	1:01.646
3-	24.871	101.1	36.890	112.2	1:01.761	14-	24.708	99.4	36.860	108.6	1:01.568
4-	24.434	100.8	36.321	110.9	1:00.755	15-	24.879	99.0	37.334	107.9	1:02.213
5-	24.226	99.9	36.506	110.0	1:00.732	16-	32.747	94.1	44.713	89.1	1:17.460
6-	24.441	100.2	36.779	109.7	1:01.220	17-	26.190	99.1	36.905	110.2	1:03.095
7-	24.433	99.1	36.509	109.5	1:00.942	18-	24.762	100.9	37.691	110.2	1:02.453
8-	24.399	98.0	36.400	110.4	1:00.799	19-	24.773	100.2	42.697	103.1	1:07.470
9-	24.573	98.7	36.702	109.5	1:01.275	20-	31.250	75.1	42.328	108.6	1:13.578
10-	24.384	98.8	36.451	109.5	1:00.835	21-	25.060	101.7	37.286	113.2	1:02.346
11-	24.366	99.4	36.682	109.3	1:01.048	22-	24.630	100.9	36.795	111.3	1:01.425
98	Wayne RYAN C KRP / Racing Steps Foundations										
1-		96.7	38.625	109.5	1:11.023	12-	24.868	99.6	37.520	110.0	1:02.388
2-	24.945	99.6	37.378	110.9	1:02.323	13-	25.399	97.8	37.362	109.8	1:02.761
3-	24.717	99.9	37.089	110.7	1:01.806	14-	26.541	85.6	39.896	104.4	1:06.437
4-	24.683	100.3	37.477	110.2	1:02.160	15-	25.706	98.0	38.490	105.3	1:04.196
5-	24.761	100.2	37.042	110.6	1:01.803	16-	25.664	97.5	39.966	100.6	1:05.630
6-	24.610	101.2	37.339	110.0	1:01.949	17-	27.788	92.4	39.653	108.2	1:07.441
7-	24.895	99.6	37.287	111.1	1:02.182	18-	24.884	99.7	37.645	109.5	1:02.529
8-	24.853	100.2	37.065	110.6	1:01.918	19-	24.886	100.0	37.725	109.1	1:02.611
9-	24.626	100.3	37.446	110.2	1:02.072	20-	26.406	78.9	42.472	109.5	1:08.878
10-	24.831	98.5	37.216	108.2	1:02.047	21-	24.811	99.6	37.951	111.1	1:02.762
11-	24.711	99.7	37.304	110.6	1:02.015	22-	25.794	100.3	37.694	108.6	1:03.488

Weather / Track : Sunny / Dry

Mallory Park
Circuit Length = 1.4100 miles
Start: 14:58 End: 15:22

MCRCB BULLETIN TK160

2010 SpeedyRetail.com British 125GP Championship & ACU Academy Cup

RACE 6 - SPEED TRAPS

SECTOR 1				SECTOR 2			FINISH LINE			
POS	NO	NAME	MPH	NO	NAME	MPH	NO	NAME	MPH	
1	77	Taylor MACKENZIE	103.4				17	John McPHEE	113.7	
2	17	John McPHEE	102.1				77	Taylor MACKENZIE	113.7	
3	94	Sam HORNSEY	101.7				94	Sam HORNSEY	113.2	
4	98	Wayne RYAN	101.2				89	Fraser ROGERS	111.3	
5	14	Lee JACKSON	100.6				14	Lee JACKSON	111.1	
6	89	Fraser ROGERS	99.9				44	Matthew DAVIES	111.1	
7	1	James LODGE	99.6				98	Wayne RYAN	111.1	
8	7	Deane BROWN	99.3				10	Peter SUTHERLAND	110.9	
9	46	Ross WALKER	99.3				1	James LODGE	110.6	
10	13	Rob GUIVER	99.1				6	William DUNLOP	110.6	
11	44	Matthew DAVIES	99.1				7	Deane BROWN	110.6	
12	10	Peter SUTHERLAND	99.0				28	Jon VINCENT	110.0	
13	28	Jon VINCENT	98.8				27	Catherine GREEN	109.8	
14	6	William DUNLOP	98.5				46	Ross WALKER	109.8	
15	4	Philip WAKEFIELD	98.3				11	Tom WEEDEN	109.3	
16	27	Catherine GREEN	98.3				91	Ian STANFORD	109.3	
17	16	Shaun HORSMAN	98.1				13	Rob GUIVER	109.1	
18	91	Ian STANFORD	98.1				35	Elliot LODGE	109.1	
19	71	Andrew REID	98.0				71	Andrew REID	109.1	
20	69	Joshua HARLAND	97.4				4	Philip WAKEFIELD	108.9	
21	11	Tom WEEDEN	97.3				3	James FORD	108.1	
22	22	Matthew PAULO	97.3				16	Shaun HORSMAN	108.1	
23	35	Elliot LODGE	97.3				66	Kasey WYATT	108.1	
24	51	Sam SHORROCK	97.3				24	Ben BARRETT	107.7	
25	24	Ben BARRETT	97.1				74	Curtis WRIGHT	107.7	
26	26	Richard FERGUSON	97.0				22	Matthew PAULO	107.0	
27	66	Kasey WYATT	96.7				26	Richard FERGUSON	106.7	
28	74	Curtis WRIGHT	96.4				25	Neil DURHAM	106.3	
29	12	Edward RENDELL	96.1				69	Joshua HARLAND	106.0	
30	29	Tarran MACKENZIE	96.1				51	Sam SHORROCK	105.8	
31	25	Neil DURHAM	95.9				12	Edward RENDELL	105.7	
32	3	James FORD	95.2				29	Tarran MACKENZIE	105.5	
33	33	Gary WINFIELD	95.2				33	Gary WINFIELD	105.5	
34	9	Luca AGOSTINELLI	95.1				9	Luca AGOSTINELLI	104.5	
35	57	Simon LOW	91.4				57	Simon LOW	101.8	

Weather / Track : Sunny / Dry

Mallory Park
Circuit Length = 1.4100 miles
Start: 14:58 End: 15:22

MCRCB BULLETIN TK161

2010 SpeedyRetail.com British 125GP Championship & ACU Academy Cup

RACE 6 - BEST SECTOR TIMES

SECTOR 1			SECTOR 2			IDEAL / BEST COMPARISON						
POS	NO	NAME	TIME	NO	NAME	TIME	POS	NO	NAME	IDEAL	BEST	DIFF
1	46	WALKER	23.985	44	DAVIES	35.967	7	89	ROGERS	1:00.026	1:00.107	0.081
2	89	ROGERS	24.018	89	ROGERS	36.008	2	46	WALKER	1:00.142	1:00.297	0.155
3	13	GUIVER	24.066	7	BROWN	36.014	3	44	DAVIES	1:00.143	1:00.143	0.000
4	7	BROWN	24.130	13	GUIVER	36.083	4	7	BROWN	1:00.144	1:00.174	0.030
5	1	LODGE	24.163	46	WALKER	36.157	5	13	GUIVER	1:00.149	1:00.149	0.000
6	44	DAVIES	24.176	94	HORNSEY	36.321	6	1	LODGE	1:00.521	1:00.654	0.133
7	77	MACKENZIE	24.223	1	LODGE	36.358	7	94	HORNSEY	1:00.547	1:00.732	0.185
8	94	HORNSEY	24.226	4	WAKEFIELD	36.506	8	77	MACKENZIE	1:00.799	1:01.139	0.340
9	14	JACKSON	24.370	77	MACKENZIE	36.576	9	4	WAKEFIELD	1:00.937	1:01.024	0.087
10	4	WAKEFIELD	24.431	14	JACKSON	36.598	10	14	JACKSON	1:00.968	1:01.197	0.229
11	17	McPHEE	24.467	17	McPHEE	36.666	11	17	McPHEE	1:01.133	1:01.184	0.051
12	22	PAULO	24.499	11	WEEDEN	36.674	12	28	VINCENT	1:01.344	1:01.430	0.086
13	10	SUTHERLAND	24.509	28	VINCENT	36.713	13	16	HORSMAN	1:01.379	1:01.448	0.069
14	16	HORSMAN	24.560	24	BARRETT	36.801	14	11	WEEDEN	1:01.380	1:01.839	0.459
15	98	RYAN	24.610	16	HORSMAN	36.819	15	22	PAULO	1:01.409	1:01.516	0.107
16	28	VINCENT	24.631	71	REID	36.908	16	10	SUTHERLAND	1:01.572	1:01.802	0.230
17	11	WEEDEN	24.706	22	PAULO	36.910	17	98	RYAN	1:01.652	1:01.803	0.151
18	12	RENDELL	24.746	98	RYAN	37.042	18	24	BARRETT	1:01.653	1:02.102	0.449
19	24	BARRETT	24.852	10	SUTHERLAND	37.063	19	71	REID	1:01.820	1:01.820	0.000
20	71	REID	24.912	12	RENDELL	37.201	20	12	RENDELL	1:01.947	1:02.134	0.187
21	27	GREEN	24.952	9	AGOSTINELLI	37.257	21	27	GREEN	1:02.270	1:02.270	0.000
22	74	WRIGHT	24.992	6	DUNLOP	37.287	22	6	DUNLOP	1:02.377	1:02.434	0.057
23	35	LODGE	25.036	27	GREEN	37.318	23	9	AGOSTINELLI	1:02.446	1:02.483	0.037
24	91	STANFORD	25.088	91	STANFORD	37.453	24	74	WRIGHT	1:02.482	1:02.660	0.178
25	6	DUNLOP	25.090	25	DURHAM	37.479	25	91	STANFORD	1:02.541	1:02.713	0.172
26	9	AGOSTINELLI	25.189	74	WRIGHT	37.490	26	66	WYATT	1:02.755	1:02.759	0.004
27	66	WYATT	25.191	66	WYATT	37.564	27	35	LODGE	1:02.813	1:03.061	0.248
28	69	HARLAND	25.301	35	LODGE	37.777	28	25	DURHAM	1:02.965	1:03.028	0.063
29	57	LOW	25.455	69	HARLAND	38.018	29	69	HARLAND	1:03.319	1:03.625	0.306
30	25	DURHAM	25.486	51	SHORROCK	38.034	30	51	SHORROCK	1:03.755	1:03.813	0.058
31	51	SHORROCK	25.721	33	WINFIELD	38.334	31	33	WINFIELD	1:04.181	1:04.329	0.148
32	33	WINFIELD	25.847	3	FORD	38.657	32	57	LOW	1:04.263	1:04.380	0.117
33	29	MACKENZIE	25.936	57	LOW	38.808	33	29	MACKENZIE	1:05.054	1:05.519	0.465
34	26	FERGUSON	26.000	29	MACKENZIE	39.118	34	26	FERGUSON	1:05.161	1:05.171	0.010
35	3	FORD	29.454	26	FERGUSON	39.161	35	3	FORD	1:08.111		
Perfect lap										59.952		

Weather / Track : Sunny / Dry

Mallory Park
Circuit Length = 1.4100 miles
Start: 14:58 End: 15:22

MCRCB BULLETIN TK162

**2010 SpeedyRetail.com British 125GP Championship & ACU Academy Cup
RIDERS POINTS AFTER ROUND 5**

	TOTAL	GAP	DIFF	5th April Brands Hatch - Indy	18th April Thruxton	3rd May Oulton Park	23rd May Cadwell Park	27th June Mallory Park	4th July Knockhill	18th July Snetterton	8th August Brands Hatch - GP	30th August Cadwell Park	12th September Croft	26th September Silverstone	10th October Oulton Park
James LODGE	88			25	25	25		13							
Fraser ROGERS	64	24		16	10		13	25							
Taylor MACKENZIE	59	29	5		13	13	25	8							
Deane BROWN	56	32	3			20	20	16							
Rob GUIVER	52	36	4	20		16	16								
William DUNLOP	36	52	16	10	11	6	9								
Philip WAKEFIELD	36	52	0	7	7	5	8	9							
John McPHEE	35	53	1	13	6		10	6							
Brian CLARK	31	57	4		20		11								
Jon VINCENT	25	63	6	6	2	3	7	7							
James FORD	24	64	1	8	16										
Ross WALKER	23	65	1				3	20							
Lee JACKSON	22	66	1	2	3	2	5	10							
Sam HORNSEY	21	67	1	5		4	1	11							
Wayne RYAN	20	68	1	9		10		1							
Danny KENT	18	70	2	11		7									
Edward RENDELL	18	70	0		8	8		2							
Tom WEEDEN	13	75	5	4	5			4							
Andrew REID	12	76	1	3	9										
Matthew DAVIES	12	76	0		1	11									
Matthew PAULO	11	77	1		4		2	5							
Dakota MAMOLA	9	79	2			9									
Shaun HORSMAN	6	82	3				6								
Arnie SHELTON	4	84	2				4								
Ben BARRATT	3	85	1					3							
Simon LOW	1	87	2	1											
Peter SUTHERLAND	1	87	0			1									

MCRCB BULLETIN TK163

2010 SpeedyRetail.com British 125GP Championship & ACU Academy Cup CUP POINTS AFTER ROUND 5

	TOTAL	GAP	DIFF	5th April Brands Hatch - Indy	18th April Thruxton	3rd May Oulton Park	23rd May Cadwell Park	27th June Mallory Park	4th July Knockhill	18th July Snetterton	8th August Brands Hatch - GP	30th August Cadwell Park	12th September Croft	26th September Silverstone	10th October Oulton Park
Fraser ROGERS	95			25	25		20	25							
Deane BROWN	70	25				25	25	20							
John McPHEE	63	32	7	20	16		16	11							
Lee JACKSON	54	41	9	8	11	9	13	13							
Tom WEEDEN	50	45	4	10	13	8	9	10							
Sam HORNSEY	48	47	2	11		10	11	16							
Andrew REID	47	48	1	9	20		10	8							
Wayne RYAN	38	57	9	13		16		9							
Matthew DAVIES	30	65	8		10	20									
Danny KENT	27	68	3	16		11									
Elliot LODGE	27	68	0	7		7	8	5							
Kasey WYATT	24	71	3	6	8	6		4							
Gary WINFIELD	19	76	5	2	6	4	5	2							
Bradley HUGHES	15	80	4	1	7		7								
Joshua HARLAND	13	82	2	5		5		3							
Dakota MAMOLA	11	84	2			11									
Harry STAFFORD	9	86	2		9										
Charlie KING	9	86	0	3			6								
Tarran MACKENZIE	8	87	1			3	4	1							
Curtis WRIGHT	7	88	1					7							
Luca AGOSTINELLI	6	89	1					6							
Richard FERGUSON	4	91	2	4											

2010 SpeedyRetail.com British 125GP Championship & ACU Academy Cup

RACE 6 - CLASSIFICATION

POS	NO	CL	NAME	ENTRY	LAPS	TIME	GAP	DIFF	MPH	BEST	ON
1	46		Ross WALKER	Honda - Ross Walker Racing	22	23:11.675			80.24	1:00.297	9
2	7	C	Deane BROWN	Honda - Colin Appleyard / Macadam Racing	22	23:14.491	2.816	2.816	80.08	1:00.174	7
3	1		James LODGE	Seel/Honda - RS Racing / Earnshaws M'cy	22	23:14.740	3.065	0.249	80.06	1:00.654	9
4	94	C	Sam HORNSEY	Honda - KRP / Bradley Smith Racing	22	23:14.865	3.190	0.125	80.06	1:00.732	5
5	14	C	Lee JACKSON	Honda - Team Jackson Racing	22	23:15.176	3.501	0.311	80.04	1:01.197	10
6	4		Philip WAKEFIELD	Honda - PWR / Sandbach Scrap Metal	22	23:15.415	3.740	0.239	80.02	1:01.024	5
7	77		Taylor MACKENZIE	Honda - KRP Node 4 MMCG	22	23:15.868	4.193	0.453	80.00	1:01.139	11
8	28		Jon VINCENT	Honda - G R Formby Heavy Transport	22	23:17.219	5.544	1.351	79.92	1:01.430	7
9	17	C	John McPHEE	Honda - KRP/Bradley Smith Racing	22	23:17.228	5.553	0.009	79.92	1:01.184	22
10	22		Matthew PAULO	Honda - Grant Racing	22	23:18.001	6.326	0.773	79.88	1:01.516	11
11	11	C	Tom WEEDEN	Honda - Tom Weeden Racing	22	23:18.778	7.103	0.777	79.83	1:01.839	22
12	24		Ben BARRETT	Honda - Lowerdale Autos / SP 125 Racing	22	23:19.274	7.599	0.496	79.80	1:02.102	21
13	12		Edward RENDELL	Honda - Dutch-2-UK / Breadline Racing	22	23:20.356	8.681	1.082	79.74	1:02.134	8
14	98	C	Wayne RYAN	Honda - KRP / Racing Steps Foundations	22	23:20.419	8.744	0.063	79.74	1:01.803	5
15	71	C	Andrew REID	Honda - Team Aztec GP	22	23:20.458	8.783	0.039	79.74	1:01.820	8
16	10		Peter SUTHERLAND	Honda - Team Repli-Cast UK Racing	22	23:21.041	9.366	0.583	79.70	1:01.802	22
17	6		William DUNLOP	Honda -	22	23:21.502	9.827	0.461	79.68	1:02.434	8
18	74	C	Curtis WRIGHT	Honda - Banks Racing	22	23:22.624	10.949	1.122	79.61	1:02.660	19
19	9	C	Luca AGOSTINELLI	Honda - Grant Racing	22	23:25.602	13.927	2.978	79.44	1:02.483	12
20	35	C	Elliot LODGE	Honda - Spike Racing	22	23:28.956	17.281	3.354	79.25	1:03.061	16
21	66	C	Kasey WYATT	Honda - Team Repli-Cast UK Racing	22	23:30.612	18.937	1.656	79.16	1:02.759	8
22	27		Catherine GREEN	Honda - CG Racing	22	23:36.850	25.175	6.238	78.81	1:02.270	22
23	25		Neil DURHAM	Aprilia - Moto Strada	22	23:38.441	26.766	1.591	78.72	1:03.028	6
24	69	C	Joshua HARLAND	Honda - Josh Harland Racing	22	23:49.825	38.150	11.384	78.10	1:03.625	5
25	51		Sam SHORROCK	Honda - Semms Fabrications	21	23:22.540	1 lap	1 lap	76.00	1:03.813	7
26	33	C	Gary WINFIELD	Honda - Oxford TAG Racing	21	23:27.345	1 lap	4.805	75.74	1:04.329	4
27	29	C	Tarran MACKENZIE	Honda - Grant Racing / Alan Duffus M/CS	21	23:34.579	1 lap	7.234	75.35	1:05.519	5
28	26	C	Richard FERGUSON	Honda - Team Ferguson Racing	21	23:34.626	1 lap	0.047	75.35	1:05.171	21

NOT CLASSIFIED

DNF	13		Rob GUIVER	Honda - SP125 / Brockwell Engineering	19	19:56.718	3 laps	2 laps	80.59	1:00.149	7
DNF	44	C	Matthew DAVIES	Honda - SP125 / Fireplace Warehouse	12	12:14.029	10 laps	7 laps	82.98	1:00.143	7
DNF	57		Simon LOW	Honda - Team Shop4bikers / Dutch-2-UK R	11	12:08.846	11 laps	1 lap	76.60	1:04.380	7
DNF	91		Ian STANFORD	Honda - I Stanford Racing	11	12:09.986	11 laps	1.140	76.48	1:02.713	6
DNF	16		Shaun HORSMAN	Honda - Symitry IT	9	9:24.755	13 laps	2 laps	80.89	1:01.448	7
DNF	3		James FORD	Honda - E3 Motorsport	1	1:11.393	21 laps	8 laps	71.10		
DQ	89	C	Fraser ROGERS	Honda - KRP / Racing Steps Foundations	0						

FASTEST LAP

44	C	Matthew DAVIES	Honda - SP125 / Fireplace Warehouse	7	1:00.143	84.39 mph	135.82 kph
13		Rob GUIVER	Honda - SP125 / Brockwell Engineering	7	1:00.149	84.39 mph	135.81 kph

No 89 - excluded for unauthorised overtaking of the safety car

Weather / Track : Sunny / Dry

These results are provisional until the conclusion of any judicial and technical matters.

Mallory Park

Circuit Length = 1.4100 miles

Start: 14:58 End: 15:22

Race Director :	Stewards :	Timekeeper :
-----------------	------------	--------------

MCRCB BULLETIN TK183

2010 SpeedyRetail.com British 125GP Championship & ACU Academy Cup

RIDERS POINTS AFTER ROUND 5 - AMENDED

	TOTAL	GAP	DIFF	5th April Brands Hatch - Indy	18th April Thruxton	3rd May Oulton Park	23rd May Cadwell Park	27th June Mallory Park	4th July Knockhill	18th July Snetterton	8th August Brands Hatch - GP	30th August Cadwell Park	12th September Croft	26th September Silverstone	10th October Oulton Park
James LODGE	91			25	25	25		16							
Taylor MACKENZIE	60	31			13	13	25	9							
Deane BROWN	60	31	0			20	20	20							
Rob GUIVER	52	39	8	20		16	16								
Fraser ROGERS	39	52	13	16	10		13								
Philip WAKEFIELD	37	54	2	7	7	5	8	10							
William DUNLOP	36	55	1	10	11	6	9								
John McPHEE	36	55	0	13	6		10	7							
Brian CLARK	31	60	5		20		11								
Ross WALKER	28	63	3				3	25							
Jon VINCENT	26	65	2	6	2	3	7	8							
James FORD	24	67	2	8	16										
Lee JACKSON	23	68	1	2	3	2	5	11							
Sam HORNSEY	23	68	0	5		4	1	13							
Wayne RYAN	21	70	2	9		10		2							
Edward RENDELL	19	72	2		8	8		3							
Danny KENT	18	73	1	11		7									
Tom WEEDEN	14	77	4	4	5			5							
Andrew REID	13	78	1	3	9			1							
Matthew DAVIES	12	79	1		1	11									
Matthew PAULO	12	79	0		4		2	6							
Dakota MAMOLA	9	82	3			9									
Shaun HORSMAN	6	85	3				6								
Arnie SHELTON	4	87	2				4								
Ben BARRATT	4	87	0					4							
Simon LOW	1	90	3	1											
Peter SUTHERLAND	1	90	0			1									

MCR CB BULLETIN TK184

**2010 SpeedyRetail.com British 125GP Championship & ACU Academy Cup
CUP POINTS AFTER ROUND 5 - AMENDED**

	TOTAL	GAP	DIFF	5th April Brands Hatch - Indy	18th April Thruxton	3rd May Oulton Park	23rd May Cadwell Park	27th June Mallory Park	4th July Knockhill	18th July Snetterton	8th August Brands Hatch - GP	30th August Cadwell Park	12th September Croft	26th September Silverstone	10th October Oulton Park
Deane BROWN	75					25	25	25							
Fraser ROGERS	70	5		25	25		20								
John McPHEE	65	10	5	20	16		16	13							
Lee JACKSON	57	18	8	8	11	9	13	16							
Sam HORNSEY	52	23	5	11		10	11	20							
Tom WEEDEN	51	24	1	10	13	8	9	11							
Andrew REID	48	27	3	9	20		10	9							
Wayne RYAN	39	36	9	13		16		10							
Matthew DAVIES	30	45	9		10	20									
Elliot LODGE	28	47	2	7		7	8	6							
Danny KENT	27	48	1	16		11									
Kasey WYATT	25	50	2	6	8	6		5							
Gary WINFIELD	20	55	5	2	6	4	5	3							
Bradley HUGHES	15	60	5	1	7		7								
Joshua HARLAND	14	61	1	5		5		4							
Dakota MAMOLA	11	64	3			11									
Harry STAFFORD	9	66	2		9										
Charlie KING	9	66	0	3			6								
Tarran MACKENZIE	9	66	0			3	4	2							
Curtis WRIGHT	8	67	1					8							
Luca AGOSTINELLI	7	68	1					7							
Richard FERGUSON	5	70	2	4				1							