



# MOTOSTAR

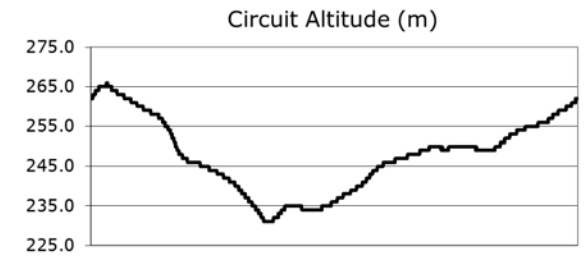
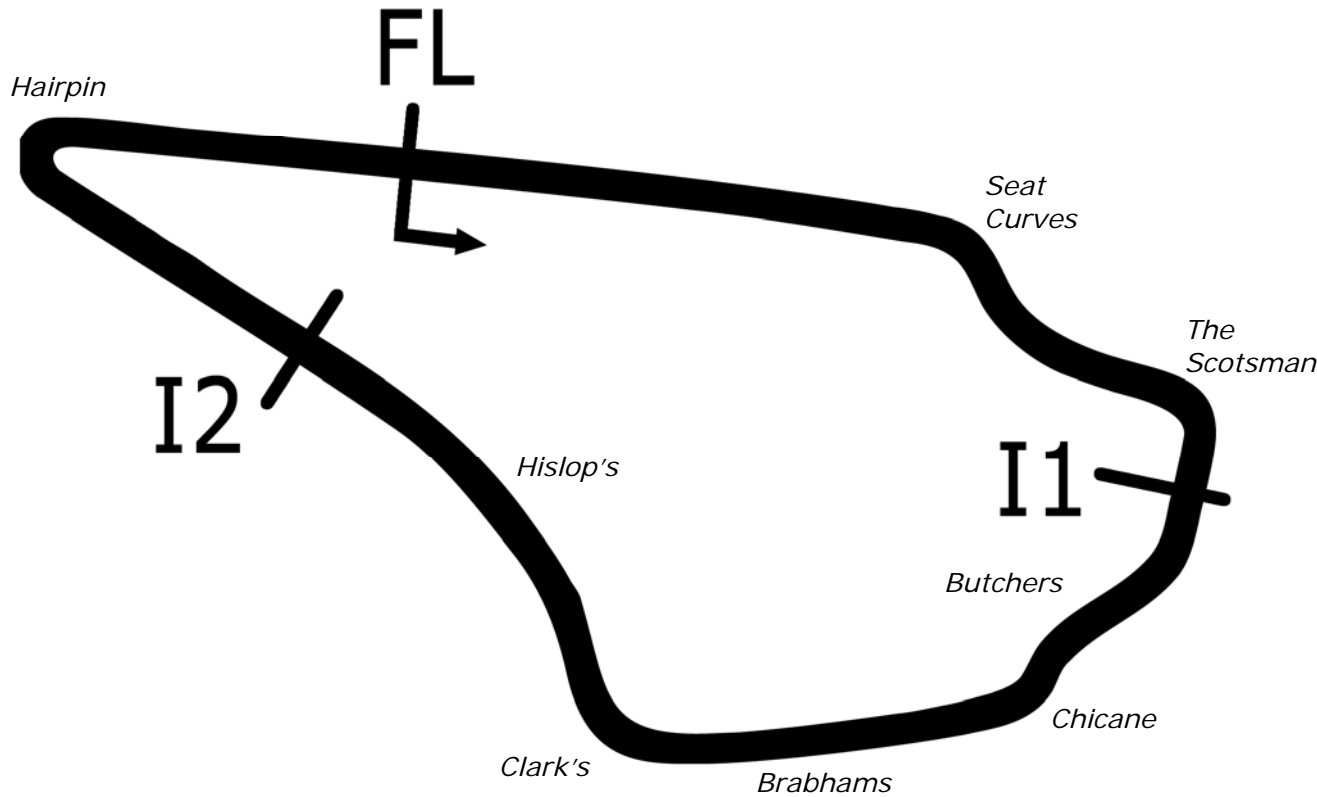
Round 4  
Knockhill

14th - 16th June 2013



Results Provided by Timing Solutions Ltd  
[www.tsl-timing.com](http://www.tsl-timing.com)

# Knockhill



Length	1.2713 miles	2046.0 m	
FL		56.13099 N	3.50816 W
I1	697m	56.12864 N	3.49941 W
I2	1508m	56.12969 N	3.50906 W
Pit Entry	2046m	56.13098 N	3.50793 W
Pit Exit	183m after FL	56.13080 N	3.50519 W
Pit Entry-Pit Exit 175m, 10.5s @60kph, 7.8s @80kph			

Lap Records		Best Sector Information					
		Sector 1	S1 Trap (mph)	Sector 2	S2 Trap (mph)	Sector 3	F/L Trap (mph)
Superbike	48.474	15.846	NONE	18.639	151.1	13.434	147.2
Supersport	50.008	16.172	NONE	19.284	137.0	13.921	133.7
Superstock 1000	50.220	16.403	NONE	19.537	144.0	14.016	142.2
Superstock 600	51.774	16.751	NONE	20.129	133.9	14.403	131.3
Motostar	53.790	17.285	NONE	20.599	116.5	14.841	108.1
F1 Sidecar	51.389	16.552	NONE	20.130	126.1	14.853	117.9
Triumph TC							
Ducati 848							

## FREE PRACTICE 1 - CLASSIFICATION



POS	NO	CL	PIC NAME	ENTRY	TIME	ON	LAPS	GAP	DIFF	MPH
1	95	M3	1 Tarran MACKENZIE	KTM - Redline KTM	55.119	19	20			83.03
2	40	M3	2 Joe FRANCIS	Honda - Team WD40	55.594	18	19	0.475	0.475	82.32
3	66	M3	3 Joe IRVING	KTM - RS Racing / The Toad and Tatle Pub	55.811	17	20	0.692	0.217	82.00
4	34	M3	4 Jordan WEAVING	KTM - Jordan Racing / Burkert	56.366	16	16	1.247	0.555	81.19
5	12		1 Edward RENDELL	Honda - Banks Racing	56.625	19	20	1.506	0.259	80.82
6	17		2 Tom CARNE	Honda - TC Racing / SP125 racing	56.775	16	17	1.656	0.150	80.61
7	80		3 Callum BEY	Honda - RCD Motorsport	56.949	17	17	1.830	0.174	80.36
8	43		4 Arnie SHELTON	Honda - e3 motorsport	57.396	11	14	2.277	0.447	79.74
9	88		5 Lewis ROLLO	Honda - Lewis Rollo Racing	57.481	19	19	2.362	0.085	79.62
10	86		6 Bradley HUGHES	Honda - Creswell Racing	57.805	14	14	2.686	0.324	79.17
11	10		7 Peter SUTHERLAND	Aprilia - Kinpac Racing	57.909	18	18	2.790	0.104	79.03
12	21		8 Jason DOUGLAS	Honda - Banks Racing	58.308	9	9	3.189	0.399	78.49
13	77		9 Jason VERNON	Honda - SGR Racing	58.511	15	15	3.392	0.203	78.22
14	4		10 Paul McCARTNEY	Honda -	58.712	14	16	3.593	0.201	77.95
15	36		11 Jayson URIBE	Honda - Rock and Sons Racing	58.737	18	20	3.618	0.025	77.91
16	41		12 Milo WARD	Luyten Honda - FPW Racing	58.970	20	20	3.851	0.233	77.61
17	64		13 Asher DURHAM	Seel Honda - Repli-Cast UK	58.984	20	20	3.865	0.014	77.59
18	72		14 Ricky TARREN	Honda - Cresswell Racing	59.049	12	16	3.930	0.065	77.50
19	35		15 Elliot LODGE	Honda - SP125 / SpikeRacing	59.193	14	16	4.074	0.144	77.31
20	13	M3	5 Sam BURMAN	Honda - WNT / Burman Racing	59.453	20	20	4.334	0.260	76.98
21	44		16 Jake BAYFORD	Honda - j4ke.com	1:00.159	14	15	5.040	0.706	76.07
22	22		17 Stephanie WADDELOW	Aprilia - Moto Strada	1:00.228	11	17	5.109	0.069	75.99

QUALIFYING LAPTIME (110.0% of 55.119) = 1:00.630

23	65		18 Josh OWENS	Honda - Trax Hydraulics	1:01.275	10	13	6.156	1.047	74.69
24	27		19 Thomas LODGE	Honda - RS Racing	1:03.532	7	9	8.413	2.257	72.03

Weather / Track : Cloudy / Dry

These results are provisional until the conclusion of any judicial and technical matters.

Knockhill

Circuit Length = 1.2713 miles

Start: 10:50 Flag 11:10 End: 11:11

Race Director :	Stewards :	Timekeeper :
-----------------	------------	--------------

Results can be found at [www.britishsuperbike.com](http://www.britishsuperbike.com)

Printed - 11:12 Friday, 14 June 2013

**MCRCB BULLETIN TK012**

**2013 MCE British Superbike Championship - Round 4**

**2013 Monster Energy British Motostar Championship**

**FREE PRACTICE 1 - SECTOR ANALYSIS**

SECTOR 1 = FL to I1, SECTOR 2 = I1 to I2, SECTOR 3 = I2 to FL, DIFF = Difference To Personal Best Lap

<b>P1 95 M3 Tarran MACKENZIE</b>		KTM - Redline KTM							
LAP	SECTOR 1	SECTOR 2		SECTOR 3		LAP TIME	MPH	DIFF	TIME OF DAY
1 -	OUTLAP	24.909	107.2	18.324	96.1				10:52:22.045
2 -	20.177	23.826	109.4	16.708	105.6	1:00.711	75.38	5.592	10:53:22.756
3 -	20.371	23.590	110.9	16.432	105.5	1:00.393	75.78	5.274	10:54:23.149
4 -	18.678	21.976	112.0	16.269	106.5	56.923	80.40	1.804	10:55:20.072
5 -	18.624	21.638	112.7	16.173	106.5	56.435	81.09	1.316	10:56:16.507
6 -	18.752	22.178	111.6	16.050	107.0	56.980	80.32	1.861	10:57:13.487
7 -	18.407	21.888	112.2	16.067	106.6	56.362	81.20	1.243	10:58:09.849
8 -	18.360	21.774	112.5	16.046	106.6	56.180	81.46	1.061	10:59:06.029
9 -	18.327	21.509	112.5	16.058	106.8	55.894	81.88	0.775	11:00:01.923
10 -	18.750	21.660	113.3	15.975	<b>107.7</b>	56.385	81.17	1.266	11:00:58.308
11 -	18.358	22.392	112.7	15.826	106.5	56.576	80.89	1.457	11:01:54.884
12 -	18.231	21.460	112.9	15.836	107.0	55.527 <b>(2)</b>	82.42	0.408	11:02:50.411
13 -	18.476	22.080	110.9	16.029	105.8	56.585	80.88	1.466	11:03:46.996
14 -	18.369	21.444	112.5	15.832	105.8	55.645 <b>(3)</b>	82.24	0.526	11:04:42.641
15 -	18.348	21.869	112.5	16.055	103.4	56.272	81.33	1.153	11:05:38.913
16 -	18.190	22.974	109.1	16.506	106.1	57.670	79.36	2.551	11:06:36.583
17 -	18.278	21.622	111.6	16.101	103.4	56.001	81.72	0.882	11:07:32.584
18 -	18.219	21.971	<b>113.5</b>	15.880	105.6	56.070	81.62	0.951	11:08:28.654
<b>19 -</b>	<b>17.978</b>	<b>21.374</b>	112.7	<b>15.767</b>	107.3	<b>55.119 (1)</b>	<b>83.03</b>		<b>11:09:23.773</b>
20 -	18.239	21.991	107.8	21.179	35.5	1:01.409	74.52	6.290	11:10:25.182

<b>P2 40 M3 Joe FRANCIS</b>		Honda - Team WD40							
LAP	SECTOR 1	SECTOR 2		SECTOR 3		LAP TIME	MPH	DIFF	TIME OF DAY
1 -	OUTLAP	25.013	101.3	18.424	98.8				10:52:53.852
2 -	20.456	23.617	105.5	17.057	102.2	1:01.130	74.86	5.536	10:53:54.982
3 -	20.276	23.284	109.2	16.429	106.3	59.989	76.29	4.395	10:54:54.971
4 -	18.959	24.077	107.7	16.262	106.3	59.298	77.18	3.704	10:55:54.269
5 -	18.559	22.275	110.5	16.033	<b>107.0</b>	56.867	80.48	1.273	10:56:51.136
6 -	18.892	21.866	110.3	16.041	106.1	56.799	80.57	1.205	10:57:47.935
7 -	18.380	21.770	111.1	16.164	106.3	56.314	81.27	0.720	10:58:44.249
8 -	18.339	22.090	<b>111.8</b>	16.012	106.5	56.441	81.08	0.847	10:59:40.690
9 -	18.368	21.897	111.6	16.028	106.6	56.293	81.30	0.699	11:00:36.983
10 -	20.061	25.054	106.3	17.846	94.5	1:02.961	72.69	7.367	11:01:39.944
11 -	19.867	27.373	100.9	16.646	105.8	1:03.886	71.63	8.292	11:02:43.830
12 -	19.176	22.139	110.1	15.886	105.3	57.201	80.01	1.607	11:03:41.031
13 -	18.382	21.780	111.6	15.892	105.1	56.054	81.64	0.460	11:04:37.085
14 -	18.210	21.775	111.6	15.955	105.3	55.940	81.81	0.346	11:05:33.025
15 -	18.208	21.643	110.0	15.900	105.5	55.751 <b>(2)</b>	82.09	0.157	11:06:28.776
16 -	18.335	21.710	110.0	15.954	105.0	55.999	81.72	0.405	11:07:24.775
17 -	18.138	21.742	110.1	15.938	105.6	55.818	81.99	0.224	11:08:20.593
<b>18 -</b>	18.120	<b>21.619</b>	110.3	<b>15.855</b>	106.0	<b>55.594 (1)</b>	<b>82.32</b>		<b>11:09:16.187</b>
19 -	<b>18.087</b>	21.634	110.1	16.077	103.7	55.798 <b>(3)</b>	82.02	0.204	11:10:11.985

<b>P3 66 M3 Joe IRVING</b>		KTM - RS Racing / The Toad and Tatle Pub							
LAP	SECTOR 1	SECTOR 2		SECTOR 3		LAP TIME	MPH	DIFF	TIME OF DAY
1 -	OUTLAP	23.961	110.0	16.955	105.6				10:51:58.685
2 -	19.574	23.050	111.2	16.669	106.1	59.293	77.18	3.482	10:52:57.978
3 -	19.757	22.175	112.4	16.309	107.3	58.241	78.58	2.430	10:53:56.219
4 -	19.264	22.868	112.0	16.182	<b>108.0</b>	58.314	78.48	2.503	10:54:54.533
5 -	19.186	22.988	112.2	16.159	107.2	58.333	78.45	2.522	10:55:52.866
6 -	18.536	22.535	112.2	16.203	107.3	57.274	79.91	1.463	10:56:50.140
7 -	18.743	21.813	112.9	16.069	106.3	56.625	80.82	0.814	10:57:46.765
8 -	18.569	21.956	112.7	16.171	107.0	56.696	80.72	0.885	10:58:43.461
9 -	18.553	22.311	112.5	16.075	107.3	56.939	80.38	1.128	10:59:40.400
10 -	18.525	21.647	113.7	16.288	106.8	56.460	81.06	0.649	11:00:36.860
11 -	19.490	22.079	113.3	16.384	107.2	57.953	78.97	2.142	11:01:34.813
12 -	18.726	21.630	112.9	16.252	106.6	56.608	80.85	0.797	11:02:31.421
13 -	18.470	21.707	112.2	16.090	106.0	56.267	81.34	0.456	11:03:27.688
14 -	18.874	25.687	112.5	<b>16.029</b>	106.1	1:00.590	75.53	4.779	11:04:28.278
15 -	18.338	21.868	113.3	16.464	106.5	56.670	80.76	0.859	11:05:24.948

Knockhill  
 Circuit Length = 1.2713 miles  
 Start: 10:50 Flag 11:10 End: 11:11

Weather / Track : Cloudy / Dry

# MCRCB BULLETIN TK012

## 2013 MCE British Superbike Championship - Round 4

## 2013 Monster Energy British Motostar Championship

### FREE PRACTICE 1 - SECTOR ANALYSIS

SECTOR 1 = FL to I1, SECTOR 2 = I1 to I2, SECTOR 3 = I2 to FL, DIFF = Difference To Personal Best Lap

16 -	<b>18.159</b>	21.571	112.2	16.099	106.5	55.829 (2)	81.97	0.018	11:06:20.777
17 -	18.283	<b>21.375</b>	<b>113.9</b>	16.153	104.8	<b>55.811 (1)</b>	<b>82.00</b>		<b>11:07:16.588</b>
18 -	18.276	21.459	112.0	16.229	106.6	55.964 (3)	81.78	0.153	11:08:12.552
19 -	18.241	21.598	113.1	16.827	107.0	56.666	80.76	0.855	11:09:09.218
20 -	18.486	23.249	110.5	16.161	105.3	57.896	79.05	2.085	11:10:07.114

<b>P4 34 M3 Jordan WEAVING</b>		KTM - Jordan Racing / Burkert							
LAP	SECTOR 1	SECTOR 2	SECTOR 3	LAP TIME	MPH	DIFF	TIME OF DAY		
1 -	OUTLAP	25.073	106.1	17.031	103.8				10:54:57.580
2 -	19.616	22.752	110.1	17.995	102.9	1:00.363	75.82	3.997	10:55:57.943
3 -	18.797	22.528	109.4	16.291	104.6	57.616	79.43	1.250	10:56:55.559
4 -	18.687	22.461	108.9	16.260	103.4	57.408	79.72	1.042	10:57:52.967
5 -	18.536	22.332	108.4	16.221	103.7	57.089	80.16	0.723	10:58:50.056
6 -	18.541	22.074	109.1	16.304	104.0	56.919	80.40	0.553	10:59:46.975
7 -	18.546	22.504	108.7	16.180	104.0	57.230	79.97	0.864	11:00:44.205
8 -	18.657	<b>21.841</b>	109.8	16.189	103.7	56.687 (3)	80.73	0.321	11:01:40.892
9 -	OUTLAP	22.112	109.4	16.165	103.8	2:11.124	34.90	1:14.758	11:03:52.016
10 -	18.827	22.350	<b>111.8</b>	16.152	103.7	57.329	79.83	0.963	11:04:49.345
11 -	<b>18.364</b>	21.889	110.0	16.259	103.8	56.512 (2)	80.98	0.146	11:05:45.857
12 -	19.024	22.580	109.1	16.747	101.5	58.351	78.43	1.985	11:06:44.208
13 -	18.605	22.039	108.9	16.459	102.7	57.103	80.14	0.737	11:07:41.311
14 -	18.558	22.078	110.1	16.338	104.0	56.974	80.33	0.608	11:08:38.285
15 -	18.573	22.348	108.9	16.201	104.2	57.122	80.12	0.756	11:09:35.407
16 -	18.424	21.844	110.1	<b>16.098</b>	<b>106.1</b>	<b>56.366 (1)</b>	<b>81.19</b>		<b>11:10:31.773</b>

<b>P5 12 Edward RENDELL</b>		Honda - Banks Racing							
LAP	SECTOR 1	SECTOR 2	SECTOR 3	LAP TIME	MPH	DIFF	TIME OF DAY		
1 -	OUTLAP	26.443	94.5	18.469	90.4				10:51:10.560
2 -	20.551	24.353	98.5	17.598	90.8	1:02.502	73.22	5.877	10:52:13.062
3 -	20.056	23.659	98.3	17.464	91.9	1:01.179	74.80	4.554	10:53:14.241
4 -	20.267	23.720	100.4	17.246	94.2	1:01.233	74.74	4.608	10:54:15.474
5 -	19.614	22.996	101.6	17.144	94.7	59.754	76.59	3.129	10:55:15.228
6 -	19.878	23.462	100.4	17.067	93.7	1:00.407	75.76	3.782	10:56:15.635
7 -	19.468	23.005	98.9	19.206	42.3	1:01.679	74.20	5.054	10:57:17.314
8 -	OUTLAP	22.762	104.0	16.690	101.3	1:56.494	39.28	59.869	10:59:13.808
9 -	18.703	22.172	105.6	16.436	100.0	57.311	79.85	0.686	11:00:11.119
10 -	18.772	21.978	106.5	<b>16.161</b>	100.9	56.911	80.41	0.286	11:01:08.030
11 -	18.641	21.782	106.5	16.383	100.4	56.806 (2)	80.56	0.181	11:02:04.836
12 -	18.658	21.915	<b>107.8</b>	16.788	98.3	57.361	79.78	0.736	11:03:02.197
13 -	19.095	23.391	105.6	16.308	100.0	58.794	77.84	2.169	11:04:00.991
14 -	18.546	22.024	107.5	16.357	100.0	56.927	80.39	0.302	11:04:57.918
15 -	<b>18.354</b>	22.269	106.8	16.210	100.9	56.833 (3)	80.53	0.208	11:05:54.751
16 -	18.617	<b>21.749</b>	107.7	16.989	99.1	57.355	79.79	0.730	11:06:52.106
17 -	18.970	23.052	106.0	16.921	100.1	58.943	77.64	2.318	11:07:51.049
18 -	18.600	21.815	106.3	16.493	100.4	56.908	80.42	0.283	11:08:47.957
19 -	18.554	21.807	107.5	16.264	<b>102.1</b>	<b>56.625 (1)</b>	<b>80.82</b>		<b>11:09:44.582</b>
20 -	18.386	22.619	103.8	16.365	101.0	57.370	79.77	0.745	11:10:41.952

<b>P6 17 Tom CARNE</b>		Honda - TC Racing / SP125 racing							
LAP	SECTOR 1	SECTOR 2	SECTOR 3	LAP TIME	MPH	DIFF	TIME OF DAY		
1 -	OUTLAP	25.042	108.2	18.317	102.9				10:51:55.628
2 -	20.414	23.594	110.9	17.763	102.6	1:01.771	74.09	4.996	10:52:57.399
3 -	20.491	22.902	111.4	17.103	105.3	1:00.496	75.65	3.721	10:53:57.895
4 -	19.766	23.104	111.8	16.856	104.2	59.726	76.62	2.951	10:54:57.621
5 -	19.266	22.443	112.0	18.349	104.0	1:00.058	76.20	3.283	10:55:57.679
6 -	19.175	22.609	<b>112.9</b>	16.729	<b>105.6</b>	58.513	78.21	1.738	10:56:56.192
7 -	18.779	22.175	112.4	16.682	105.3	57.636	79.40	0.861	10:57:53.828
8 -	OUTLAP	24.436	109.4	17.824	104.5	3:55.646	19.42	2:58.871	11:01:49.474
9 -	19.396	23.211	112.4	16.696	104.6	59.303	77.17	2.528	11:02:48.777
10 -	18.948	23.227	110.7	16.900	104.3	59.075	77.47	2.300	11:03:47.852
11 -	19.187	22.277	111.6	16.737	104.2	58.201	78.63	1.426	11:04:46.053
12 -	18.613	22.037	112.2	16.848	104.2	57.498	79.59	0.723	11:05:43.551

Weather / Track : Cloudy / Dry

Knockhill

Circuit Length = 1.2713 miles

Start: 10:50 Flag 11:10 End: 11:11

# MCRCB BULLETIN TK012

## 2013 MCE British Superbike Championship - Round 4

### 2013 Monster Energy British Motostar Championship

#### FREE PRACTICE 1 - SECTOR ANALYSIS

SECTOR 1 = FL to I1, SECTOR 2 = I1 to I2, SECTOR 3 = I2 to FL, DIFF = Difference To Personal Best Lap

13 -	18.716	22.477	111.6	16.581	104.3	57.774	79.21	0.999	11:06:41.325
14 -	18.579	<b>21.716</b>	112.2	16.824	104.3	57.119 (2)	80.12	0.344	11:07:38.444
15 -	19.029	22.801	112.4	16.495	104.6	58.325	78.47	1.550	11:08:36.769
<b>16 -</b>	<b>18.494</b>	21.745	112.5	16.536	105.3	<b>56.775 (1)</b>	<b>80.61</b>		<b>11:09:33.544</b>
17 -	<b>18.453</b>	22.326	112.7	<b>16.419</b>	105.0	57.198 (3)	80.01	0.423	11:10:30.742

<b>P7 80 Callum BEY</b>		Honda - RCD Motorsport							
LAP	SECTOR 1	SECTOR 2	SECTOR 3	LAP TIME	MPH	DIFF	TIME OF DAY		
1 -	OUTLAP	25.062	102.7	17.851	100.4				10:54:39.613
2 -	20.840	24.041	104.3	17.440	100.9		5.372		10:55:41.934
3 -	19.910	23.238	107.0	17.166	101.6	1:00.314	75.88	3.365	10:56:42.248
4 -	19.785	23.823	107.0	17.005	100.9	1:00.613	75.50	3.664	10:57:42.861
5 -	19.748	22.785	108.0	16.973	101.6	59.506	76.91	2.557	10:58:42.367
6 -	19.536	22.717	<b>110.9</b>	16.639	103.2	58.892	77.71	1.943	10:59:41.259
7 -	19.154	22.395	109.6	16.697	102.2	58.246	78.57	1.297	11:00:39.505
8 -	19.178	22.611	109.2	16.655	103.2	58.444	78.31	1.495	11:01:37.949
9 -	19.148	22.505	<b>110.9</b>	16.824	102.6	58.477	78.26	1.528	11:02:36.426
10 -	19.879	23.452	108.9	16.706	101.6	1:00.037	76.23	3.088	11:03:36.463
11 -	19.231	22.372	108.9	16.692	101.8	58.295	78.51	1.346	11:04:34.758
12 -	19.531	22.584	109.1	16.615	<b>103.4</b>	58.730	77.92	1.781	11:05:33.488
13 -	18.639	22.114	109.6	16.805	101.9	57.558	79.51	0.609	11:06:31.046
14 -	18.564	22.224	108.9	16.547	101.6	57.335 (3)	79.82	0.386	11:07:28.381
15 -	18.609	22.094	109.4	<b>16.389</b>	102.2	57.092 (2)	80.16	0.143	11:08:25.473
16 -	18.612	22.146	108.7	16.628	102.9	57.386	79.75	0.437	11:09:22.859
<b>17 -</b>	<b>18.401</b>	<b>22.069</b>	109.4	16.479	103.2	<b>56.949 (1)</b>	<b>80.36</b>		<b>11:10:19.808</b>

<b>P8 43 Arnie SHELTON</b>		Honda - e3 motorsport							
LAP	SECTOR 1	SECTOR 2	SECTOR 3	LAP TIME	MPH	DIFF	TIME OF DAY		
1 -	OUTLAP	26.019	102.4	18.181	98.9				10:52:49.449
2 -	20.951	24.303	105.8	17.956	102.1	1:03.210	72.40	5.814	10:53:52.659
3 -	20.088	23.587	106.6	17.162	103.4	1:00.837	75.23	3.441	10:54:53.496
4 -	20.174	24.565	108.0	17.128	102.1	1:01.867	73.97	4.471	10:55:55.363
5 -	19.238	22.848	107.8	17.106	102.2	59.192	77.32	1.796	10:56:54.555
6 -	19.534	23.113	109.1	17.294	102.2	59.941	76.35	2.545	10:57:54.496
7 -	19.718	22.862	110.1	17.279	101.8	59.859	76.45	2.463	10:58:54.355
8 -	19.061	22.543	109.2	16.716	102.9	58.320	78.47	0.924	10:59:52.675
9 -	OUTLAP	23.701	107.5	17.121	101.9	5:49.660	13.08	4:52.264	11:05:42.335
10 -	19.589	23.267	109.8	16.851	102.6	59.707	76.65	2.311	11:06:42.042
<b>11 -</b>	<b>18.629</b>	<b>22.140</b>	110.0	16.627	103.2	<b>57.396 (1)</b>	<b>79.74</b>		<b>11:07:39.438</b>
12 -	18.991	22.653	111.1	<b>16.587</b>	<b>104.0</b>	58.231 (3)	78.59	0.835	11:08:37.669
13 -	19.504	22.466	<b>111.2</b>	16.704	103.5	58.674	78.00	1.278	11:09:36.343
14 -	18.713	22.144	109.8	16.947	103.5	57.804 (2)	79.17	0.408	11:10:34.147

<b>P9 88 Lewis ROLLO</b>		Honda - Lewis Rollo Racing							
LAP	SECTOR 1	SECTOR 2	SECTOR 3	LAP TIME	MPH	DIFF	TIME OF DAY		
1 -	OUTLAP	28.509	83.1	20.241	83.1				10:52:32.990
2 -	21.801	25.848	92.3	18.780	85.5	1:06.429	68.89	8.948	10:53:39.419
3 -	21.274	25.200	92.3	18.508	87.3	1:04.982	70.43	7.501	10:54:44.401
4 -	20.498	25.488	95.5	18.359	89.8	1:04.345	71.12	6.864	10:55:48.746
5 -	20.107	23.868	97.6	17.860	92.6	1:01.835	74.01	4.354	10:56:50.581
6 -	20.191	24.287	97.5	17.835	91.9	1:02.313	73.44	4.832	10:57:52.894
7 -	19.498	23.570	98.1	17.498	92.9	1:00.566	75.56	3.085	10:58:53.460
8 -	19.447	23.122	100.6	17.359	95.0	59.928	76.37	2.447	10:59:53.388
9 -	19.211	22.984	101.9	17.073	96.2	59.268	77.22	1.787	11:00:52.656
10 -	19.162	22.916	102.2	17.103	95.8	59.181	77.33	1.700	11:01:51.837
11 -	18.997	22.698	102.7	17.127	96.0	58.822	77.80	1.341	11:02:50.659
12 -	18.931	23.438	102.9	17.334	95.4	59.703	76.65	2.222	11:03:50.362
13 -	19.256	22.643	102.9	16.822	96.4	58.721	77.94	1.240	11:04:49.083
14 -	18.899	22.555	103.7	16.757	97.9	58.211	78.62	0.730	11:05:47.294
15 -	18.714	22.454	103.5	17.565	94.6	58.733	77.92	1.252	11:06:46.027
16 -	18.792	22.416	103.2	17.272	95.7	58.480	78.26	0.999	11:07:44.507
17 -	18.832	22.522	103.8	16.736	97.9	58.090 (3)	78.78	0.609	11:08:42.597

Weather / Track : Cloudy / Dry

Knockhill

Circuit Length = 1.2713 miles

Start: 10:50 Flag 11:10 End: 11:11

**MCRCB BULLETIN TK012**

**2013 MCE British Superbike Championship - Round 4**

**2013 Monster Energy British Motostar Championship**

**FREE PRACTICE 1 - SECTOR ANALYSIS**

SECTOR 1 = FL to I1, SECTOR 2 = I1 to I2, SECTOR 3 = I2 to FL, DIFF = Difference To Personal Best Lap

18 -	18.657	22.404	<b>104.2</b>	16.570	<b>99.2</b>	57.631 (2)	79.41	0.150	11:09:40.228
19 -	<b>18.619</b>	<b>22.321</b>	103.7	<b>16.541</b>	<b>99.2</b>	<b>57.481 (1)</b>	<b>79.62</b>		<b>11:10:37.709</b>

<b>P10 86</b>		<b>Bradley HUGHES</b>		Honda - Creswell Racing					
LAP	SECTOR 1	SECTOR 2	SECTOR 3	LAP TIME	MPH	DIFF	TIME OF DAY		
1 -	OUTLAP	27.278	95.8	19.835	95.4		10:53:10.034		
2 -	21.389	24.322	104.0	17.633	98.6	1:03.344	10:54:13.378		
3 -	20.112	23.714	103.4	17.550	99.5	1:01.376	10:55:14.754		
4 -	20.500	24.901	104.0	17.221	99.7	1:02.622	10:56:17.376		
5 -	19.746	23.201	104.3	17.196	98.9	1:00.143	10:57:17.519		
6 -	OUTLAP	23.691	<b>105.3</b>	17.122	98.9	3:52.082	11:01:09.601		
7 -	19.533	22.514	104.2	17.181	98.9	59.228	11:02:08.829		
8 -	19.380	22.535	104.8	16.854	99.2	58.769	11:03:07.598		
9 -	19.206	22.397	105.1	16.736	98.9	58.339 (3)	11:04:05.937		
10 -	19.136	22.181	105.1	16.885	100.1	58.202 (2)	11:05:04.139		
11 -	19.767	23.458	104.0	17.696	99.1	1:00.921	11:06:05.060		
12 -	20.455	25.331	98.8	24.081	32.5	1:09.867	11:07:14.927		
13 -	OUTLAP	23.746	102.2	17.034	99.4	1:49.783	11:09:04.710		
14 -	<b>19.016</b>	<b>22.069</b>	104.8	<b>16.720</b>	<b>100.4</b>	<b>57.805 (1)</b>	<b>11:10:02.515</b>		

<b>P11 10</b>		<b>Peter SUTHERLAND</b>		Aprilia - Kinpac Racing					
LAP	SECTOR 1	SECTOR 2	SECTOR 3	LAP TIME	MPH	DIFF	TIME OF DAY		
1 -	OUTLAP	25.379	103.8	20.343	95.0		10:53:22.226		
2 -	21.506	23.921	108.4	17.506	102.4	1:02.933	10:54:25.159		
3 -	20.344	23.817	<b>109.2</b>	17.500	102.2	1:01.661	10:55:26.820		
4 -	19.871	22.946	108.7	17.058	<b>102.9</b>	59.875	10:56:26.695		
5 -	19.632	23.170	104.3	16.984	102.2	59.786	10:57:26.481		
6 -	19.461	22.495	108.7	17.215	102.6	59.171	10:58:25.652		
7 -	19.311	22.653	106.8	16.864	101.9	58.828	10:59:24.480		
8 -	19.373	22.479	107.0	16.826	102.4	58.678	11:00:23.158		
9 -	19.553	22.755	<b>109.2</b>	17.590	97.5	59.898	11:01:23.056		
10 -	19.472	22.578	107.8	16.769	102.4	58.819	11:02:21.875		
11 -	19.359	22.438	107.3	16.801	101.9	58.598	11:03:20.473		
12 -	19.302	22.292	107.8	16.856	100.9	58.450	11:04:18.923		
13 -	19.230	22.223	108.2	16.920	101.3	58.373	11:05:17.296		
14 -	19.298	22.467	107.2	16.954	101.2	58.719	11:06:16.015		
15 -	19.488	23.018	103.5	18.074	94.1	1:00.580	11:07:16.595		
16 -	19.424	22.237	109.1	<b>16.690</b>	101.9	58.351 (3)	11:08:14.946		
17 -	<b>18.923</b>	22.218	108.4	16.817	102.1	57.958 (2)	11:09:12.904		
18 -	18.970	<b>22.136</b>	108.7	16.803	102.6	<b>57.909 (1)</b>	<b>11:10:10.813</b>		

<b>P12 21</b>		<b>Jason DOUGLAS</b>		Honda - Banks Racing					
LAP	SECTOR 1	SECTOR 2	SECTOR 3	LAP TIME	MPH	DIFF	TIME OF DAY		
1 -	OUTLAP	25.386	105.6	17.480	<b>101.5</b>		10:51:16.182		
2 -	19.915	23.752	105.0	17.448	100.6	1:01.115	10:52:17.297		
3 -	OUTLAP	25.831	86.4	19.208	88.7	2:54.478	10:55:11.775		
4 -	OUTLAP	23.448	105.6	17.213	100.0	6:04.846	11:01:16.621		
5 -	19.614	22.561	106.1	16.932	85.1	59.107 (2)	11:02:15.728		
6 -	21.289	23.028	105.6	17.558	77.0	1:01.875	11:03:17.603		
7 -	OUTLAP	23.362	106.6	17.540	99.5	4:33.010	11:07:50.613		
8 -	20.360	22.502	<b>108.4</b>	16.858	100.6	59.720 (3)	11:08:50.333		
9 -	<b>19.117</b>	<b>22.401</b>	107.5	<b>16.790</b>	100.9	<b>58.308 (1)</b>	<b>11:09:48.641</b>		

<b>P13 77</b>		<b>Jason VERNON</b>		Honda - SGR Racing					
LAP	SECTOR 1	SECTOR 2	SECTOR 3	LAP TIME	MPH	DIFF	TIME OF DAY		
1 -	OUTLAP	27.917	86.5	21.454	85.5		10:51:23.516		
2 -	22.622	26.841	83.1	20.277	82.5	1:09.740	10:52:33.256		
3 -	22.637	25.146	93.9	19.191	90.4	1:06.974	10:53:40.230		
4 -	OUTLAP	23.848	104.3	17.581	100.4	2:55.776	10:56:36.006		
5 -	19.599	23.331	105.8	17.127	100.6	1:00.057	10:57:36.063		
6 -	19.475	23.104	106.1	17.072	100.4	59.651	10:58:35.714		

Knockhill  
 Circuit Length = 1.2713 miles  
 Start: 10:50 Flag 11:10 End: 11:11

Weather / Track : Cloudy / Dry

**MCRCB BULLETIN TK012**

**2013 MCE British Superbike Championship - Round 4**

**2013 Monster Energy British Motostar Championship**

**FREE PRACTICE 1 - SECTOR ANALYSIS**

SECTOR 1 = FL to I1, SECTOR 2 = I1 to I2, SECTOR 3 = I2 to FL, DIFF = Difference To Personal Best Lap

7 -	19.171	23.073	104.2	17.013	100.6	59.257 (3)	77.23	0.746	10:59:34.971
8 -	19.379	22.959	107.3	17.201	<b>101.5</b>	59.539	76.87	1.028	11:00:34.510
9 -	OUTLAP	23.271	107.3	17.510	98.6	3:29.926	21.80	2:31.415	11:04:04.436
10 -	19.280	22.853	107.3	17.487	100.6	59.620	76.76	1.109	11:05:04.056
11 -	19.660	23.352	105.8	17.044	100.3	1:00.056	76.20	1.545	11:06:04.112
12 -	19.095	22.800	<b>108.0</b>	19.375	92.5	1:01.270	74.69	2.759	11:07:05.382
13 -	20.838	23.301	106.1	16.946	99.5	1:01.085	74.92	2.574	11:08:06.467
14 -	19.151	22.879	107.8	17.075	100.9	59.105 (2)	77.43	0.594	11:09:05.572
15 -	<b>18.955</b>	<b>22.702</b>	107.5	<b>16.854</b>	101.0	<b>58.511 (1)</b>	<b>78.22</b>		<b>11:10:04.083</b>

<b>P14</b>	<b>4</b>	<b>Paul McCARTNEY</b>			Honda -				
LAP	SECTOR 1	SECTOR 2	SECTOR 3	LAP TIME	MPH	DIFF	TIME OF DAY		
1 -	OUTLAP	26.894	86.2	19.853	85.9		10:52:03.447		
2 -	22.352	26.842	86.8	19.864	83.9	1:09.058	10:53:12.505		
3 -	21.775	24.917	101.6	18.751	83.5	1:05.443	10:54:17.948		
4 -	21.111	25.336	91.0	19.509	84.6	1:05.956	10:55:23.904		
5 -	20.786	24.506	102.4	17.437	97.2	1:02.729	10:56:26.633		
6 -	20.010	23.762	99.7	18.137	95.5	1:01.909	10:57:28.542		
7 -	19.594	23.862	103.5	17.359	98.2	1:00.815 (3)	10:58:29.357		
8 -	19.283	24.141	91.8	18.239	87.8	1:01.663	10:59:31.020		
9 -	20.553	24.134	102.1	17.702	91.4	1:02.389	11:00:33.409		
10 -	21.635	24.582	98.9	18.186	87.9	1:04.403	11:01:37.812		
11 -	20.353	24.215	96.8	17.844	91.8	1:02.412	11:02:40.224		
12 -	22.902	24.936	94.2	18.003	89.9	1:05.841	11:03:46.065		
13 -	20.102	23.294	104.5	17.209	98.8	1:00.605 (2)	11:04:46.670		
14 -	<b>19.027</b>	<b>22.868</b>	<b>105.6</b>	<b>16.817</b>	<b>99.4</b>	<b>58.712 (1)</b>	<b>77.95</b>	<b>11:05:45.382</b>	
15 -	19.518	23.805	105.1	18.422	88.3	1:01.745	11:06:47.127		
16 -	OUTLAP	25.286	94.7	18.514	89.7	3:23.799	22.45	2:25.087	11:10:10.926

<b>P15</b>	<b>36</b>	<b>Jayson URIBE</b>			Honda - Rock and Sons Racing				
LAP	SECTOR 1	SECTOR 2	SECTOR 3	LAP TIME	MPH	DIFF	TIME OF DAY		
1 -	OUTLAP	30.008	98.5	19.955	97.8		10:51:20.812		
2 -	21.839	28.735	99.5	19.377	98.6	1:09.951	10:52:30.763		
3 -	21.058	26.636	105.8	18.962	98.9	1:06.656	10:53:37.419		
4 -	21.175	25.737	105.6	18.757	99.4	1:05.669	10:54:43.088		
5 -	21.270	25.600	86.7	20.548	99.4	1:07.418	10:55:50.506		
6 -	20.202	24.378	107.2	18.008	99.8	1:02.588	10:56:53.094		
7 -	19.851	23.985	107.0	17.907	101.2	1:01.743	10:57:54.837		
8 -	19.844	23.432	108.4	17.697	101.2	1:00.973	10:58:55.810		
9 -	20.186	23.616	108.7	17.072	101.0	1:00.874	10:59:56.684		
10 -	19.531	23.540	107.3	17.031	101.5	1:00.102	11:00:56.786		
11 -	19.674	23.299	<b>108.9</b>	17.480	100.1	1:00.453	11:01:57.239		
12 -	19.375	23.164	106.6	17.499	98.9	1:00.038	11:02:57.277		
13 -	19.646	23.060	107.0	16.999	101.0	59.705	11:03:56.982		
14 -	19.180	23.032	107.5	17.018	100.3	59.230	11:04:56.212		
15 -	19.525	23.510	108.4	<b>16.499</b>	101.2	59.534	11:05:55.746		
16 -	19.271	23.543	107.3	17.596	98.9	1:00.410	11:06:56.156		
17 -	19.191	22.898	107.5	16.719	101.2	58.808 (3)	11:07:54.964		
18 -	19.246	<b>22.683</b>	107.7	16.808	101.5	<b>58.737 (1)</b>	<b>77.91</b>	<b>11:08:53.701</b>	
19 -	19.275	22.984	108.4	16.639	102.1	58.898	11:09:52.599		
20 -	<b>18.889</b>	22.891	107.8	17.017	<b>102.2</b>	58.797 (2)	77.84	0.060	11:10:51.396

<b>P16</b>	<b>41</b>	<b>Milo WARD</b>			Luyten Honda - FPW Racing				
LAP	SECTOR 1	SECTOR 2	SECTOR 3	LAP TIME	MPH	DIFF	TIME OF DAY		
1 -	OUTLAP	28.219	98.8	20.291	98.1		10:51:34.127		
2 -	21.652	26.161	102.1	19.186	99.1	1:06.999	10:52:41.126		
3 -	21.679	26.436	102.6	19.092	99.1	1:07.207	10:53:48.333		
4 -	20.690	25.906	105.1	18.155	99.7	1:04.751	10:54:53.084		
5 -	20.319	25.051	107.0	18.133	99.7	1:03.503	10:55:56.587		
6 -	19.667	24.215	106.1	17.556	<b>100.0</b>	1:01.438	10:56:58.025		
7 -	19.631	23.942	104.0	17.686	97.9	1:01.259	10:57:59.284		
8 -	19.489	24.008	103.2	17.803	99.1	1:01.300	10:59:00.584		

Weather / Track : Cloudy / Dry

Knockhill

Circuit Length = 1.2713 miles

Start: 10:50 Flag 11:10 End: 11:11



**MCRCB BULLETIN TK012**

**2013 MCE British Superbike Championship - Round 4**

**2013 Monster Energy British Motostar Championship**

**FREE PRACTICE 1 - SECTOR ANALYSIS**

SECTOR 1 = FL to I1, SECTOR 2 = I1 to I2, SECTOR 3 = I2 to FL, DIFF = Difference To Personal Best Lap

9 -	19.463	23.792	105.0	17.244	99.5	1:00.499	75.65	1.529	11:00:01.083
10 -	19.771	23.308	105.5	17.444	99.7	1:00.523	75.62	1.553	11:01:01.606
11 -	19.242	23.293	106.5	17.131	<b>100.0</b>	59.666	76.70	0.696	11:02:01.272
12 -	19.783	23.384	<b>107.7</b>	17.364	98.6	1:00.531	75.61	1.561	11:03:01.803
13 -	19.369	23.541	105.3	16.904	99.2	59.814	76.51	0.844	11:04:01.617
14 -	<b>18.974</b>	23.222	105.5	16.877	98.3	59.073 (2)	77.47	0.103	11:05:00.690
15 -	19.143	23.793	105.3	17.204	98.5	1:00.140	76.10	1.170	11:06:00.830
16 -	19.265	23.619	104.5	17.461	97.6	1:00.345	75.84	1.375	11:07:01.175
17 -	19.318	23.568	104.6	17.224	98.5	1:00.110	76.13	1.140	11:08:01.285
18 -	19.155	23.373	104.3	16.918	98.9	59.446 (3)	76.99	0.476	11:09:00.731
19 -	19.094	23.194	103.8	17.231	98.6	59.519	76.89	0.549	11:10:00.250
20 -	19.070	<b>23.051</b>	105.0	<b>16.849</b>	99.5	<b>58.970 (1)</b>	<b>77.61</b>		<b>11:10:59.220</b>

<b>P17</b>	<b>64</b>	<b>Asher DURHAM</b>	Seel Honda - Repli-Cast UK						
LAP	SECTOR 1	SECTOR 2	SECTOR 3	LAP TIME	MPH	DIFF	TIME OF DAY		

1 -	OUTLAP	26.687	109.2	17.769	104.3				10:51:13.307
2 -	21.808	24.931	99.4	17.715	<b>106.1</b>	1:04.454	71.00	5.470	10:52:17.761
3 -	21.310	24.617	109.1	18.146	104.6	1:04.073	71.43	5.089	10:53:21.834
4 -	21.062	24.302	110.9	17.202	104.8	1:02.566	73.15	3.582	10:54:24.400
5 -	20.491	24.135	109.8	18.316	104.3	1:02.942	72.71	3.958	10:55:27.342
6 -	20.396	23.640	110.3	17.287	104.8	1:01.323	74.63	2.339	10:56:28.665
7 -	20.426	23.617	110.1	17.320	105.0	1:01.363	74.58	2.379	10:57:30.028
8 -	20.360	23.385	110.0	17.467	104.6	1:01.212	74.76	2.228	10:58:31.240
9 -	19.932	23.507	110.5	17.256	105.1	1:00.695	75.40	1.711	10:59:31.935
10 -	20.964	23.818	110.7	17.440	104.8	1:02.222	73.55	3.238	11:00:34.157
11 -	20.684	23.490	<b>111.2</b>	17.861	103.8	1:02.035	73.77	3.051	11:01:36.192
12 -	19.948	23.362	<b>111.2</b>	17.154	104.8	1:00.464	75.69	1.480	11:02:36.656
13 -	20.142	23.855	109.6	16.986	103.8	1:00.983	75.04	1.999	11:03:37.639
14 -	19.694	23.197	110.9	17.350	104.8	1:00.241	75.97	1.257	11:04:37.880
15 -	19.254	23.131	110.1	17.194	104.2	59.579 (2)	76.81	0.595	11:05:37.459
16 -	19.430	23.544	110.3	17.085	104.3	1:00.059	76.20	1.075	11:06:37.518
17 -	19.334	23.409	109.8	17.236	104.2	59.979	76.30	0.995	11:07:37.497
18 -	19.613	23.049	111.1	17.098	105.6	59.760	76.58	0.776	11:08:37.257
19 -	<b>19.192</b>	23.119	109.6	17.361	105.1	59.672 (3)	76.69	0.688	11:09:36.929
20 -	19.259	<b>22.931</b>	<b>111.2</b>	<b>16.794</b>	105.3	<b>58.984 (1)</b>	<b>77.59</b>		<b>11:10:35.913</b>

<b>P18</b>	<b>72</b>	<b>Ricky TARREN</b>	Honda - Cresswell Racing						
LAP	SECTOR 1	SECTOR 2	SECTOR 3	LAP TIME	MPH	DIFF	TIME OF DAY		

1 -	OUTLAP	27.158	88.6	19.530	93.5				10:53:12.186
2 -	20.854	24.000	103.8	18.537	94.3	1:03.391	72.19	4.342	10:54:15.577
3 -	20.338	23.476	103.8	17.717	96.9	1:01.531	74.38	2.482	10:55:17.108
4 -	19.735	23.610	104.6	17.695	97.6	1:01.040	74.97	1.991	10:56:18.148
5 -	20.327	23.236	103.7	17.452	97.3	1:01.015	75.01	1.966	10:57:19.163
6 -	19.881	23.109	102.9	17.451	96.8	1:00.441	75.72	1.392	10:58:19.604
7 -	19.846	23.151	101.2	17.556	97.5	1:00.553	75.58	1.504	10:59:20.157
8 -	19.677	22.804	104.0	17.277	97.1	59.758	76.58	0.709	11:00:19.915
9 -	20.854	24.231	105.0	18.180	96.8	1:03.265	72.34	4.216	11:01:23.180
10 -	20.318	22.960	103.8	17.254	97.5	1:00.532	75.60	1.483	11:02:23.712
11 -	19.310	22.674	103.5	17.237	97.9	59.221 (2)	77.28	0.172	11:03:22.933
12 -	19.378	22.753	103.4	<b>16.918</b>	96.0	<b>59.049 (1)</b>	<b>77.50</b>		<b>11:04:21.982</b>
13 -	OUTLAP	24.547	101.9	18.111	94.5	3:31.178	21.67	2:32.129	11:07:53.160
14 -	20.022	22.920	104.0	17.040	98.2	59.982	76.30	0.933	11:08:53.142
15 -	19.398	<b>22.630</b>	<b>105.8</b>	17.351	98.2	59.379	77.07	0.330	11:09:52.521
16 -	<b>19.302</b>	22.933	105.3	17.007	<b>100.1</b>	59.242 (3)	77.25	0.193	11:10:51.763

<b>P19</b>	<b>35</b>	<b>Elliot LODGE</b>	Honda - SP125 / SpikeRacing						
LAP	SECTOR 1	SECTOR 2	SECTOR 3	LAP TIME	MPH	DIFF	TIME OF DAY		

1 -	OUTLAP	27.662	91.8	20.311	86.5				10:52:54.497
2 -	23.500	26.224	92.4	19.346	87.9	1:09.070	66.26	9.877	10:54:03.567
3 -	22.846	25.765	94.5	18.819	91.0	1:07.430	67.87	8.237	10:55:10.997
4 -	22.348	25.159	96.9	18.597	91.9	1:06.104	69.23	6.911	10:56:17.101
5 -	21.758	24.837	98.9	18.006	94.6	1:04.601	70.84	5.408	10:57:21.702

Weather / Track : Cloudy / Dry

Knockhill  
Circuit Length = 1.2713 miles  
Start: 10:50 Flag 11:10 End: 11:11

**MCRCB BULLETIN TK012**

**2013 MCE British Superbike Championship - Round 4**

**2013 Monster Energy British Motostar Championship**

**FREE PRACTICE 1 - SECTOR ANALYSIS**

SECTOR 1 = FL to I1, SECTOR 2 = I1 to I2, SECTOR 3 = I2 to FL, DIFF = Difference To Personal Best Lap

6 -	21.233	24.907	98.8	17.948	94.6	1:04.088	71.41	4.895	10:58:25.790
7 -	21.020	24.614	99.4	17.775	96.9	1:03.409	72.17	4.216	10:59:29.199
8 -	20.464	24.306	101.8	18.002	96.2	1:02.772	72.91	3.579	11:00:31.971
9 -	20.539	24.179	103.2	17.364	97.6	1:02.082	73.72	2.889	11:01:34.053
10 -	19.937	23.170	105.5	17.166	99.4	1:00.273	75.93	1.080	11:02:34.326
11 -	OUTLAP	23.131	105.8	17.009	98.9	3:00.428	25.36	2:01.235	11:05:34.754
12 -	19.548	23.194	105.0	16.997	98.5	59.739	76.61	0.546	11:06:34.493
13 -	<b>19.459</b>	23.036	<b>106.8</b>	16.899	99.1	59.394 (3)	77.05	0.201	11:07:33.887
14 -	19.538	<b>22.887</b>	106.1	16.768	99.1	<b>59.193 (1)</b>	<b>77.31</b>		<b>11:08:33.080</b>
15 -	19.636	22.962	106.0	<b>16.646</b>	99.5	59.244 (2)	77.25	0.051	11:09:32.324
16 -	19.496	23.015	106.5	16.896	<b>100.4</b>	59.407	77.04	0.214	11:10:31.731

<b>P20</b>	<b>13 M3</b>	<b>Sam BURMAN</b>			Honda - WNT / Burman Racing				
LAP	SECTOR 1	SECTOR 2	SECTOR 3	LAP TIME	MPH	DIFF	TIME OF DAY		

1 -	OUTLAP	27.007	104.0	19.307	101.6				10:51:21.434
2 -	21.894	25.827	105.5	17.863	103.5	1:05.584	69.78	6.131	10:52:27.018
3 -	22.242	25.524	108.2	17.892	103.8	1:05.658	69.70	6.205	10:53:32.676
4 -	21.268	24.977	108.4	17.453	104.0	1:03.698	71.85	4.245	10:54:36.374
5 -	20.617	24.582	108.4	17.321	104.3	1:02.520	73.20	3.067	10:55:38.894
6 -	20.515	24.390	108.2	17.185	105.0	1:02.090	73.71	2.637	10:56:40.984
7 -	20.415	24.359	108.0	17.228	103.5	1:02.002	73.81	2.549	10:57:42.986
8 -	20.498	23.695	109.2	17.034	104.8	1:01.227	74.75	1.774	10:58:44.213
9 -	19.862	24.085	109.1	17.027	105.1	1:00.974	75.06	1.521	10:59:45.187
10 -	20.264	23.817	110.1	17.156	104.8	1:01.237	74.73	1.784	11:00:46.424
11 -	20.620	24.203	109.1	17.036	105.1	1:01.859	73.98	2.406	11:01:48.283
12 -	19.987	23.822	109.2	17.249	104.3	1:01.058	74.95	1.605	11:02:49.341
13 -	19.832	23.402	109.8	17.542	103.2	1:00.776	75.30	1.323	11:03:50.117
14 -	19.706	23.246	<b>110.5</b>	17.650	101.0	1:00.602	75.52	1.149	11:04:50.719
15 -	19.825	23.585	109.4	16.884	104.8	1:00.294	75.90	0.841	11:05:51.013
16 -	19.576	23.445	110.0	17.094	103.2	1:00.115 (3)	76.13	0.662	11:06:51.128
17 -	19.748	23.589	<b>110.5</b>	17.128	104.6	1:00.465	75.69	1.012	11:07:51.593
18 -	20.012	23.490	109.2	16.822	104.2	1:00.324	75.86	0.871	11:08:51.917
19 -	19.603	<b>23.226</b>	109.4	16.681	105.5	59.510 (2)	76.90	0.057	11:09:51.427
20 -	<b>19.386</b>	23.457	109.1	<b>16.610</b>	<b>105.6</b>	<b>59.453 (1)</b>	<b>76.98</b>		<b>11:10:50.880</b>

<b>P21</b>	<b>44</b>	<b>Jake BAYFORD</b>			Honda - j4ke.com				
LAP	SECTOR 1	SECTOR 2	SECTOR 3	LAP TIME	MPH	DIFF	TIME OF DAY		

1 -	OUTLAP	28.557	95.4	20.285	98.5				10:53:52.672
2 -	22.374	26.020	106.5	18.204	100.1	1:06.598	68.72	6.439	10:54:59.270
3 -	21.652	25.516	105.1	18.130	98.3	1:05.298	70.09	5.139	10:56:04.568
4 -	21.481	25.227	103.5	17.690	99.2	1:04.398	71.07	4.239	10:57:08.966
5 -	21.164	24.978	105.8	17.697	99.8	1:03.839	71.69	3.680	10:58:12.805
6 -	21.227	24.760	104.0	17.827	<b>101.2</b>	1:03.814	71.72	3.655	10:59:16.619
7 -	20.664	24.568	106.3	17.705	99.4	1:02.937	72.71	2.778	11:00:19.556
8 -	21.077	24.090	106.1	18.297	95.7	1:03.464	72.11	3.305	11:01:23.020
9 -	20.324	23.632	<b>107.2</b>	17.565	100.1	1:01.521	74.39	1.362	11:02:24.541
10 -	19.690	23.365	106.8	17.163	98.9	1:00.218 (2)	76.00	0.059	11:03:24.759
11 -	20.228	23.365	106.5	17.372	97.9	1:00.965	75.07	0.806	11:04:25.724
12 -	OUTLAP	24.045	104.8	17.472	98.8	3:04.519	24.80	2:04.360	11:07:30.243
13 -	19.774	23.580	106.8	<b>17.070</b>	99.2	1:00.424 (3)	75.74	0.265	11:08:30.667
14 -	<b>19.458</b>	<b>23.358</b>	106.5	17.343	98.9	<b>1:00.159 (1)</b>	<b>76.07</b>		<b>11:09:30.826</b>
15 -	19.761	23.492	105.5	17.297	100.6	1:00.550	75.58	0.391	11:10:31.376

<b>P22</b>	<b>22</b>	<b>Stephanie WADDELOW</b>			Aprilia - Moto Strada				
LAP	SECTOR 1	SECTOR 2	SECTOR 3	LAP TIME	MPH	DIFF	TIME OF DAY		

1 -	OUTLAP	28.905	91.6	20.957	89.1				10:53:28.368
2 -	23.545	27.387	93.8	19.501	93.0	1:10.433	64.98	10.205	10:54:38.801
3 -	22.441	25.492	97.5	18.510	95.8	1:06.443	68.88	6.215	10:55:45.244
4 -	21.515	24.803	100.3	18.127	97.5	1:04.445	71.01	4.217	10:56:49.689
5 -	20.936	24.499	97.3	17.950	98.1	1:03.385	72.20	3.157	10:57:53.074
6 -	20.432	24.132	103.8	17.940	98.1	1:02.504	73.22	2.276	10:58:55.578
7 -	20.071	23.738	103.5	18.101	99.2	1:01.910	73.92	1.682	10:59:57.488

Weather / Track : Cloudy / Dry

Knockhill  
Circuit Length = 1.2713 miles  
Start: 10:50 Flag 11:10 End: 11:11

**MCRCB BULLETIN TK012**

**2013 MCE British Superbike Championship - Round 4**

**2013 Monster Energy British Motostar Championship**

**FREE PRACTICE 1 - SECTOR ANALYSIS**

SECTOR 1 = FL to I1, SECTOR 2 = I1 to I2, SECTOR 3 = I2 to FL, DIFF = Difference To Personal Best Lap

8 -	19.799	23.546	105.3	17.400	99.7	1:00.745	75.34	0.517	11:00:58.233
9 -	19.817	23.707	<b>107.5</b>	18.693	93.4	1:02.217	73.56	1.989	11:02:00.450
10 -	20.354	23.512	106.5	18.381	97.5	1:02.247	73.52	2.019	11:03:02.697
<b>11 -</b>	<b>19.718</b>	<b>23.351</b>	<b>107.5</b>	<b>17.159</b>	<b>100.7</b>	<b>1:00.228 (1)</b>	<b>75.99</b>		<b>11:04:02.925</b>
12 -	19.649	23.589	105.8	17.468	99.4	1:00.706	75.39	0.478	11:05:03.631
13 -	19.948	23.556	105.5	17.620	99.4	1:01.124	74.87	0.896	11:06:04.755
14 -	19.685	23.431	104.5	17.683	99.5	1:00.799	75.27	0.571	11:07:05.554
15 -	21.071	24.406	106.3	17.706	101.3	1:03.183	72.43	2.955	11:08:08.737
16 -	19.612	<b>23.269</b>	104.5	17.474	<b>101.6</b>	1:00.355 <b>(2)</b>	75.83	0.127	11:09:09.092
17 -	<b>19.452</b>	23.439	105.5	17.597	101.2	1:00.488 <b>(3)</b>	75.66	0.260	11:10:09.580

<b>P23 65</b>		<b>Josh OWENS</b>		Honda - Trax Hydraulics					
LAP	SECTOR 1	SECTOR 2	SECTOR 3	LAP TIME	MPH	DIFF	TIME OF DAY		
1 -	OUTLAP	29.720	97.3	19.348	95.8		10:53:02.234		
2 -	21.938	26.502	99.2	18.325	96.0	1:06.765	10:54:08.999		
3 -	21.155	25.947	98.9	17.738	<b>97.1</b>	1:04.840	10:55:13.839		
4 -	21.264	25.268	100.9	17.930	96.8	1:04.462	10:56:18.301		
5 -	20.979	25.209	100.3	17.654	96.6	1:03.842	10:57:22.143		
6 -	21.204	24.808	101.8	17.999	96.6	1:04.011	10:58:26.154		
7 -	20.903	24.583	102.6	17.658	<b>97.1</b>	1:03.144	10:59:29.298		
8 -	20.683	24.488	101.9	17.631	96.1	1:02.802	11:00:32.100		
9 -	20.963	24.295	101.9	17.258	96.9	1:02.516	11:01:34.616		
<b>10 -</b>	<b>20.068</b>	24.193	101.8	<b>17.014</b>	96.1	<b>1:01.275 (1)</b>	<b>11:02:35.891</b>		
11 -	20.156	24.601	101.8	17.541	95.5	1:02.298	11:03:38.189		
12 -	20.194	24.042	102.6	17.249	96.0	1:01.485 <b>(2)</b>	11:04:39.674		
13 -	20.678	<b>23.993</b>	101.3	17.194	96.2	1:01.865 <b>(3)</b>	11:05:41.539		

<b>P24 27</b>		<b>Thomas LODGE</b>		Honda - RS Racing					
LAP	SECTOR 1	SECTOR 2	SECTOR 3	LAP TIME	MPH	DIFF	TIME OF DAY		
1 -	OUTLAP	35.264	64.4	23.175	100.0		10:52:23.534		
2 -	22.677	25.984	108.2	20.505	101.9	1:09.166	10:53:32.700		
3 -	21.884	25.517	107.7	22.013	66.6	1:09.414	10:54:42.114		
4 -	OUTLAP	29.972	97.9	20.099	<b>103.0</b>	4:33.054	10:59:15.168		
5 -	20.710	24.131	109.1	19.771	97.2	1:04.612 <b>(2)</b>	11:00:19.780		
6 -	OUTLAP	26.920	101.0	<b>18.603</b>	102.1	3:30.604	11:03:50.384		
<b>7 -</b>	<b>20.402</b>	24.511	<b>110.3</b>	18.619	100.1	<b>1:03.532 (1)</b>	<b>11:04:53.916</b>		
8 -	20.462	25.454	104.8	19.318	96.5	1:05.234 <b>(3)</b>	11:05:59.150		
9 -	20.582	25.442	106.0	20.063	96.8	1:06.087	11:07:05.237		

Weather / Track : Cloudy / Dry

Knockhill  
 Circuit Length = 1.2713 miles  
 Start: 10:50 Flag 11:10 End: 11:11

**MCRCB BULLETIN TK013****2013 MCE British Superbike Championship - Round 4****2013 Monster Energy British Motostar Championship****FREE PRACTICE 1 - BEST SPEEDS**

POS	SECTOR 1			SECTOR 2			FINISH LINE		
	NO	NAME	MPH	NO	NAME	MPH	NO	NAME	MPH
1				66	Joe IRVING	113.9	66	Joe IRVING	108.0
2				95	Tarran MACKENZIE	113.5	95	Tarran MACKENZIE	107.7
3				17	Tom CARNE	112.9	40	Joe FRANCIS	107.0
4				34	Jordan WEAVING	111.8	34	Jordan WEAVING	106.1
5				40	Joe FRANCIS	111.8	64	Asher DURHAM	106.1
6				43	Arnie SHELTON	111.2	13	Sam BURMAN	105.6
7				64	Asher DURHAM	111.2	17	Tom CARNE	105.6
8				80	Callum BEY	110.9	43	Arnie SHELTON	104.0
9				13	Sam BURMAN	110.5	80	Callum BEY	103.4
10				27	Thomas LODGE	110.3	27	Thomas LODGE	103.0
11				10	Peter SUTHERLAND	109.2	10	Peter SUTHERLAND	102.9
12				36	Jayson URIBE	108.9	36	Jayson URIBE	102.2
13				21	Jason DOUGLAS	108.4	12	Edward RENDELL	102.1
14				77	Jason VERNON	108.0	22	Stephanie WADDELOW	101.6
15				12	Edward RENDELL	107.8	21	Jason DOUGLAS	101.5
16				41	Milo WARD	107.7	77	Jason VERNON	101.5
17				22	Stephanie WADDELOW	107.5	44	Jake BAYFORD	101.2
18				44	Jake BAYFORD	107.2	35	Elliot LODGE	100.4
19				35	Elliot LODGE	106.8	86	Bradley HUGHES	100.4
20				72	Ricky TARREN	105.8	72	Ricky TARREN	100.1
21				4	Paul McCARTNEY	105.6	41	Milo WARD	100.0
22				86	Bradley HUGHES	105.3	4	Paul McCARTNEY	99.4
23				88	Lewis ROLLO	104.2	88	Lewis ROLLO	99.2
24				65	Josh OWENS	103.0	65	Josh OWENS	97.1

Weather / Track : Cloudy / Dry

Results can be found at [www.tsl-timing.com](http://www.tsl-timing.com)

Knockhill

Circuit Length = 1.2713 miles

Start: 10:50 Flag 11:10 End: 11:11

Printed - 11:14 Friday, 14 June 2013

# MCRCB BULLETIN TK014

## 2013 MCE British Superbike Championship - Round 4

### 2013 Monster Energy British Motostar Championship

#### FREE PRACTICE 1 - BEST SECTORS

SECTOR 1			SECTOR 2			SECTOR 3			IDEAL / BEST COMPARISON						
POS	NO	NAME	TIME	NO	NAME	TIME	NO	NAME	TIME	POS	NO	NAME	IDEAL	BEST	DIFF
1	95	MACKENZIE	17.978	95	MACKENZIE	21.374	95	MACKENZIE	15.767				<b>PERFECT LAP</b>	<b>55.119</b>	
2	40	FRANCIS	18.087	66	IRVING	21.375	40	FRANCIS	15.855	1	95	MACKENZIE	55.119	55.119	0.000
3	66	IRVING	18.159	40	FRANCIS	21.619	66	IRVING	16.029	2	40	FRANCIS	55.561	55.594	0.033
4	12	RENDELL	18.354	17	CARNE	21.716	34	WEAVING	16.098	3	66	IRVING	55.563	55.811	0.248
5	34	WEAVING	18.364	12	RENDELL	21.749	12	RENDELL	16.161	4	12	RENDELL	56.264	56.625	0.361
6	80	BEY	18.401	34	WEAVING	21.841	80	BEY	16.389	5	34	WEAVING	56.303	56.366	0.063
7	17	CARNE	18.453	80	BEY	22.069	17	CARNE	16.419	6	17	CARNE	56.588	56.775	0.187
8	88	ROLLO	18.619	86	HUGHES	22.069	36	URIBE	16.499	7	80	BEY	56.859	56.949	0.090
9	43	SHELTON	18.629	10	SUTHERLAND	22.136	88	ROLLO	16.541	8	43	SHELTON	57.356	57.396	0.040
10	36	URIBE	18.889	43	SHELTON	22.140	43	SHELTON	16.587	9	88	ROLLO	57.481	57.481	0.000
11	10	SUTHERLAND	18.923	88	ROLLO	22.321	13	BURMAN	16.610	10	10	SUTHERLAND	57.749	57.909	0.160
12	77	VERNON	18.955	21	DOUGLAS	22.401	35	LODGE	16.646	11	86	HUGHES	57.805	57.805	0.000
13	41	WARD	18.974	72	TARREN	22.630	10	SUTHERLAND	16.690	12	36	URIBE	58.071	58.737	0.666
14	86	HUGHES	19.016	36	URIBE	22.683	86	HUGHES	16.720	13	21	DOUGLAS	58.308	58.308	0.000
15	4	McCARTNEY	19.027	77	VERNON	22.702	21	DOUGLAS	16.790	14	77	VERNON	58.511	58.511	0.000
16	21	DOUGLAS	19.117	4	McCARTNEY	22.868	64	DURHAM	16.794	15	4	McCARTNEY	58.712	58.712	0.000
17	64	DURHAM	19.192	35	LODGE	22.887	4	McCARTNEY	16.817	16	72	TARREN	58.850	59.049	0.199
18	72	TARREN	19.302	64	DURHAM	22.931	41	WARD	16.849	17	41	WARD	58.874	58.970	0.096
19	13	BURMAN	19.386	41	WARD	23.051	77	VERNON	16.854	18	64	DURHAM	58.917	58.984	0.067
20	22	WADDELOW	19.452	13	BURMAN	23.226	72	TARREN	16.918	19	35	LODGE	58.992	59.193	0.201
21	44	BAYFORD	19.458	22	WADDELOW	23.269	65	OWENS	17.014	20	13	BURMAN	59.222	59.453	0.231
22	35	LODGE	19.459	44	BAYFORD	23.358	44	BAYFORD	17.070	21	22	WADDELOW	59.880	1:00.228	0.348
23	65	OWENS	20.068	65	OWENS	23.993	22	WADDELOW	17.159	22	44	BAYFORD	59.886	1:00.159	0.273
24	27	LODGE	20.210	27	LODGE	24.052	27	LODGE	18.603	23	65	OWENS	1:01.075	1:01.275	0.200
										24	27	LODGE	1:02.865	1:03.532	0.667

Weather / Track : Cloudy / Dry

Results can be found at [www.tsl-timing.com](http://www.tsl-timing.com)

Knockhill

Circuit Length = 1.2713 miles

Start: 10:50 Flag 11:10 End: 11:11

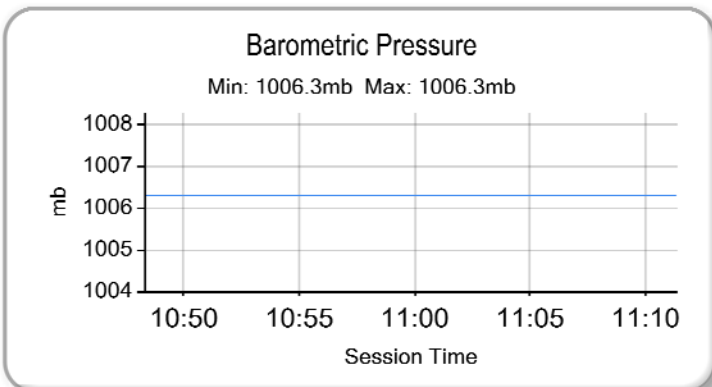
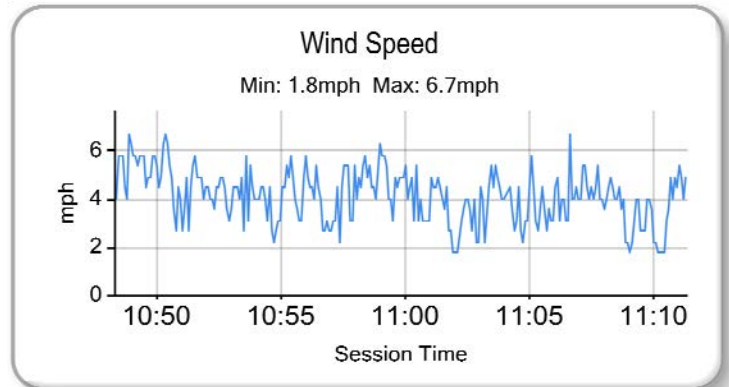
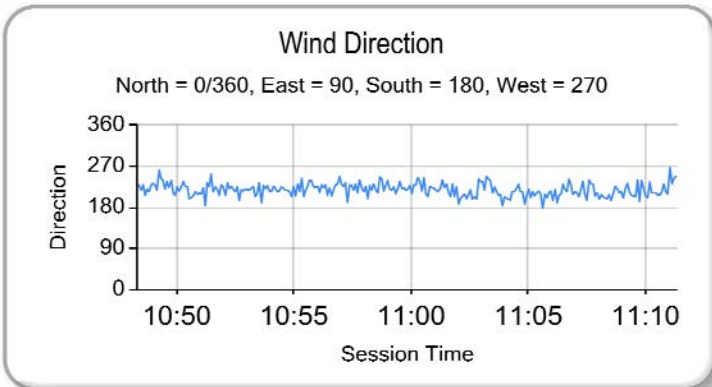
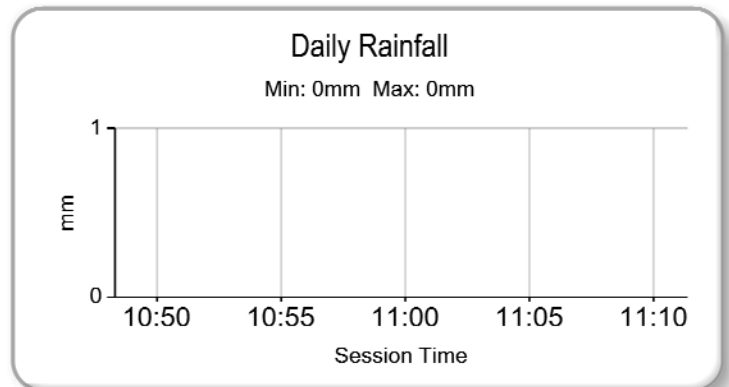
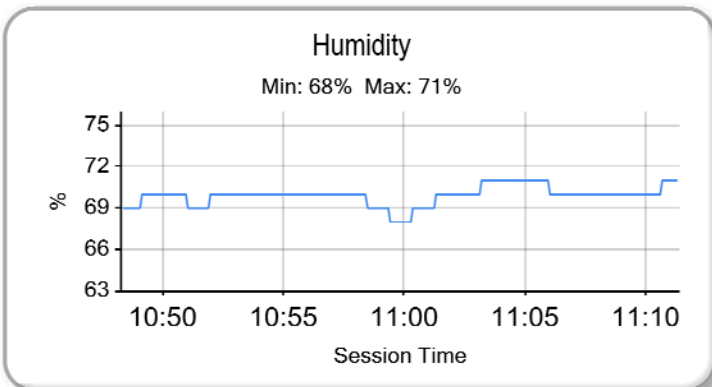
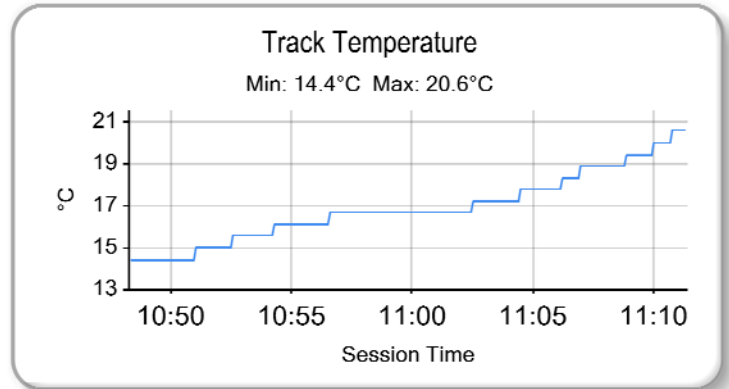
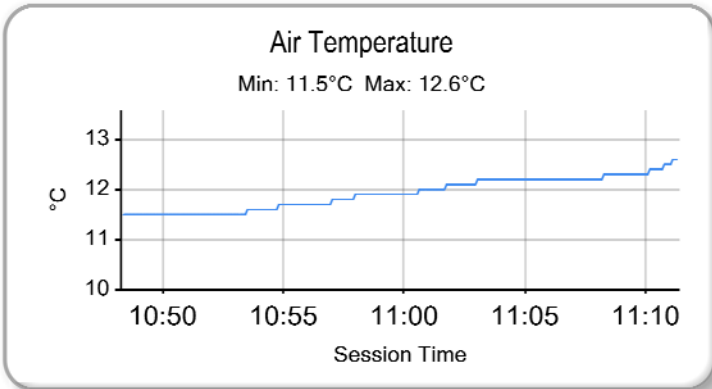
Printed - 11:15 Friday, 14 June 2013

# MCRCB BULLETIN TK015

## 2013 MCE British Superbike Championship - Round 4

## 2013 Monster Energy British Motostar Championship

### FREE PRACTICE 1 - WEATHER CONDITIONS



Weather / Track : Cloudy / Dry

Results can be found at [www.tsl-timing.com](http://www.tsl-timing.com)

Knockhill  
Circuit Length = 1.2713 miles  
Start: 10:50 Flag 11:10 End: 11:11

Printed - 11:15 Friday, 14 June 2013

## FREE PRACTICE 2 - CLASSIFICATION



POS	NO	CL	PIC NAME	ENTRY	TIME	ON	LAPS	GAP	DIFF	MPH
1	40	M3	1 Joe FRANCIS	Honda - Team WD40	54.646	13	18			83.75
2	95	M3	2 Tarran MACKENZIE	KTM - Redline KTM	54.948	17	18	0.302	0.302	83.29
3	66	M3	3 Joe IRVING	KTM - RS Racing / The Toad and Tatle Pub	55.231	12	14	0.585	0.283	82.86
4	34	M3	4 Jordan WEAVING	KTM - Jordan Racing / Burkert	55.356	14	20	0.710	0.125	82.67
5	17		1 Tom CARNE	Honda - TC Racing / SP125 racing	56.270	15	16	1.624	0.914	81.33
6	12		2 Edward RENDELL	Honda - Banks Racing	56.344	9	15	1.698	0.074	81.22
7	43		3 Arnie SHELTON	Honda - e3 motorsport	56.513	15	17	1.867	0.169	80.98
8	80		4 Callum BEY	Honda - RCD Motorsport	56.518	14	15	1.872	0.005	80.97
9	88		5 Lewis ROLLO	Honda - Lewis Rollo Racing	56.595	17	17	1.949	0.077	80.86
10	10		6 Peter SUTHERLAND	Aprilia - Kinpac Racing	57.121	15	18	2.475	0.526	80.12
11	86		7 Bradley HUGHES	Honda - Creswell Racing	57.501	16	17	2.855	0.380	79.59
12	21		8 Jason DOUGLAS	Honda - Banks Racing	57.786	4	5	3.140	0.285	79.20
13	13	M3	5 Sam BURMAN	Honda - WNT / Burman Racing	57.789	19	19	3.143	0.003	79.19
14	36		9 Jayson URIBE	Honda - Rock and Sons Racing	57.858	14	17	3.212	0.069	79.10
15	64		10 Asher DURHAM	Seel Honda - Repli-Cast UK	58.019	10	19	3.373	0.161	78.88
16	35		11 Elliot LODGE	Honda - SP125 / SpikeRacing	58.029	15	18	3.383	0.010	78.87
17	41		12 Milo WARD	Luyten Honda - FPW Racing	58.033	15	15	3.387	0.004	78.86
18	44		13 Jake BAYFORD	Honda - j4ke.com	58.033	18	19	3.387	0.000	78.86
19	72		14 Ricky TARREN	Honda - Creswell Racing	58.044	18	19	3.398	0.011	78.85
20	22		15 Stephanie WADDELOW	Aprilia - Moto Strada	58.145	14	18	3.499	0.101	78.71
21	4		16 Paul McCARTNEY	Honda -	58.159	15	18	3.513	0.014	78.69
22	77		17 Jason VERNON	Honda - SGR Racing	58.200	15	15	3.554	0.041	78.63
23	65		18 Josh OWENS	Honda - Trax Hydraulics	59.829	15	18	5.183	1.629	76.49

QUALIFYING LAPTIME (110.0% of 54.646) = 1:00.110

24	27		19 Thomas LODGE	Honda - RS Racing	1:03.102	5	11	8.456	3.273	72.52
----	----	--	-----------------	-------------------	----------	---	----	-------	-------	-------

Weather / Track : Cloudy / Dry

These results are provisional until the conclusion of any judicial and technical matters.

Knockhill

Circuit Length = 1.2713 miles

Start: 15:56 Flag 16:16 End: 16:17

Race Director :	Stewards :	Timekeeper :
-----------------	------------	--------------

Results can be found at [www.britishsuperbike.com](http://www.britishsuperbike.com)

Printed - 16:18 Friday, 14 June 2013



# MCRCB BULLETIN TK052

## 2013 MCE British Superbike Championship - Round 4

## 2013 Monster Energy British Motostar Championship

### FREE PRACTICE 2 - SECTOR ANALYSIS

SECTOR 1 = FL to I1, SECTOR 2 = I1 to I2, SECTOR 3 = I2 to FL, DIFF = Difference To Personal Best Lap

P1		40 M3	Joe FRANCIS		Honda - Team WD40				
LAP	SECTOR 1	SECTOR 2	SECTOR 3	LAP TIME	MPH	DIFF	TIME OF DAY		
1 -	OUTLAP	22.601	105.8	17.469	100.1		15:59:20.901		
2 -	18.696	21.818	110.5	15.959	105.8	56.473	81.04	1.827	16:00:17.374
3 -	18.356	21.978	110.9	16.312	103.0	56.646	80.79	2.000	16:01:14.020
4 -	18.168	21.366	<b>112.0</b>	15.815	<b>106.0</b>	55.349	82.68	0.703	16:02:09.369
5 -	18.200	21.672	110.3	16.019	<b>106.0</b>	55.891	81.88	1.245	16:03:05.260
6 -	18.396	24.761	104.6	16.605	105.1	59.762	76.58	5.116	16:04:05.022
7 -	17.863	21.552	110.1	15.826	105.0	55.241	82.85	0.595	16:05:00.263
8 -	17.939	21.432	111.2	<b>15.653</b>	105.3	55.024	83.17	0.378	16:05:55.287
9 -	18.280	22.224	106.5	19.571	40.5	1:00.075	76.18	5.429	16:06:55.362
10 -	OUTLAP	22.232	108.4	15.873	105.1	1:42.377	44.70	47.731	16:08:37.739
11 -	18.011	21.267	110.1	15.743	105.6	55.021 (3)	83.18	0.375	16:09:32.760
12 -	17.939	22.093	106.3	15.858	105.6	55.890	81.88	1.244	16:10:28.650
13 -	<b>17.757</b>	<b>21.175</b>	110.5	15.714	105.1	<b>54.646 (1)</b>	<b>83.75</b>		<b>16:11:23.296</b>
14 -	17.778	21.426	110.9	15.955	104.2	55.159	82.97	0.513	16:12:18.455
15 -	17.886	21.525	110.7	15.851	105.0	55.262	82.81	0.616	16:13:13.717
16 -	18.697	21.500	110.1	15.967	104.8	56.164	81.48	1.518	16:14:09.881
17 -	17.859	21.241	110.5	15.689	104.3	54.789 (2)	83.53	0.143	16:15:04.670
18 -	18.992	22.855	108.9	16.241	102.6	58.088	78.79	3.442	16:16:02.758

P2		95 M3	Tarran MACKENZIE		KTM - Redline KTM				
LAP	SECTOR 1	SECTOR 2	SECTOR 3	LAP TIME	MPH	DIFF	TIME OF DAY		
1 -	OUTLAP	24.952	107.8	17.494	102.2		15:59:38.591		
2 -	19.364	22.543	111.1	16.422	104.5	58.329	78.46	3.381	16:00:36.920
3 -	18.506	21.612	112.7	16.010	105.1	56.128	81.54	1.180	16:01:33.048
4 -	18.278	21.889	111.2	16.049	105.1	56.216	81.41	1.268	16:02:29.264
5 -	18.365	22.201	111.4	16.094	104.8	56.660	80.77	1.712	16:03:25.924
6 -	18.259	22.975	108.5	16.537	105.8	57.771	79.22	2.823	16:04:23.695
7 -	18.767	22.749	112.5	16.054	105.0	57.570	79.49	2.622	16:05:21.265
8 -	18.416	21.352	<b>113.9</b>	16.005	105.0	55.773	82.06	0.825	16:06:17.038
9 -	18.072	21.212	112.9	16.060	104.8	55.344	82.69	0.396	16:07:12.382
10 -	18.034	21.242	112.5	16.030	105.1	55.306	82.75	0.358	16:08:07.688
11 -	18.111	21.518	113.3	16.217	105.3	55.846	81.95	0.898	16:09:03.534
12 -	<b>17.946</b>	22.390	104.3	19.273	41.8	59.609	76.77	4.661	16:10:03.143
13 -	OUTLAP	22.025	111.8	16.067	105.1	1:57.239	39.03	1:02.291	16:12:00.382
14 -	18.600	21.494	112.7	15.940	104.5	56.034	81.67	1.086	16:12:56.416
15 -	18.094	<b>21.147</b>	112.9	15.921	<b>106.1</b>	55.162 (2)	82.96	0.214	16:13:51.578
16 -	17.999	21.377	112.4	15.915	105.1	55.291 (3)	82.77	0.343	16:14:46.869
17 -	17.989	21.229	113.1	<b>15.730</b>	104.8	<b>54.948 (1)</b>	<b>83.29</b>		<b>16:15:41.817</b>
18 -	18.170	21.262	112.4	16.004	104.3	55.436	82.55	0.488	16:16:37.253

P3		66 M3	Joe IRVING		KTM - RS Racing / The Toad and Tatle Pub				
LAP	SECTOR 1	SECTOR 2	SECTOR 3	LAP TIME	MPH	DIFF	TIME OF DAY		
1 -	OUTLAP	22.619	110.5	16.669	103.4		15:58:05.889		
2 -	19.162	21.896	112.5	17.300	103.0	58.358	78.42	3.127	15:59:04.247
3 -	19.236	22.879	111.6	16.166	105.8	58.281	78.52	3.050	16:00:02.528
4 -	18.403	21.461	113.1	16.231	104.2	56.095	81.58	0.864	16:00:58.623
5 -	18.519	21.737	<b>113.5</b>	16.087	106.1	56.343	81.23	1.112	16:01:54.966
6 -	18.230	21.443	112.4	16.074	105.3	55.747	82.09	0.516	16:02:50.713
7 -	18.138	21.111	113.3	15.987	105.6	55.236 (2)	82.85	0.005	16:03:45.949
8 -	19.058	24.829	107.0	21.213	34.4	1:05.100	70.30	9.869	16:04:51.049
9 -	OUTLAP	21.621	112.5	16.208	106.0	2:40.682	28.48	1:45.451	16:07:31.731
10 -	18.071	21.326	112.7	<b>15.857</b>	106.0	55.254 (3)	82.83	0.023	16:08:26.985
11 -	18.065	<b>20.976</b>	112.7	16.257	106.1	55.298	82.76	0.067	16:09:22.283
12 -	18.080	21.208	112.9	15.943	<b>107.0</b>	<b>55.231 (1)</b>	<b>82.86</b>		<b>16:10:17.514</b>
13 -	<b>17.855</b>	21.925	112.2	15.941	106.6	55.721	82.13	0.490	16:11:13.235
14 -	18.040	24.169	90.9	24.129	36.7	1:06.338	68.99	11.107	16:12:19.573

Weather / Track : Cloudy / Dry

Knockhill

Circuit Length = 1.2713 miles

Start: 15:56 Flag 16:16 End: 16:17



MCRCB BULLETIN TK052

2013 MCE British Superbike Championship - Round 4

2013 Monster Energy British Motostar Championship

FREE PRACTICE 2 - SECTOR ANALYSIS

SECTOR 1 = FL to I1, SECTOR 2 = I1 to I2, SECTOR 3 = I2 to FL, DIFF = Difference To Personal Best Lap

P4		34 M3		Jordan WEAVING		KTM - Jordan Racing / Burkert				
LAP	SECTOR 1	SECTOR 2		SECTOR 3		LAP TIME	MPH	DIFF	TIME OF DAY	
1 -	OUTLAP	23.969	103.4	17.219	100.6				15:58:19.443	
2 -	19.549	22.675	107.0	16.633	103.4	58.857	77.76	3.501	15:59:18.300	
3 -	18.600	21.912	110.1	16.319	103.7	56.831	80.53	1.475	16:00:15.131	
4 -	18.552	22.595	109.6	16.508	102.6	57.655	79.38	2.299	16:01:12.786	
5 -	18.458	21.477	<b>111.4</b>	16.049	103.8	55.984	81.75	0.628	16:02:08.770	
6 -	18.420	21.763	110.3	16.061	103.5	56.244	81.37	0.888	16:03:05.014	
7 -	19.371	22.989	108.2	19.488	38.2	1:01.848	74.00	6.492	16:04:06.862	
8 -	OUTLAP	22.155	108.5	16.113	103.5	1:07.375	67.92	12.019	16:05:14.237	
9 -	18.345	21.744	111.2	16.046	102.7	56.135	81.53	0.779	16:06:10.372	
10 -	18.297	21.442	110.5	16.056	103.5	55.795	82.02	0.439	16:07:06.167	
11 -	18.228	21.431	109.6	15.875	104.3	55.534 (3)	82.41	0.178	16:08:01.701	
12 -	18.587	21.838	108.4	16.135	102.9	56.560	80.91	1.204	16:08:58.261	
13 -	18.205	21.640	109.1	16.014	<b>105.0</b>	55.859	81.93	0.503	16:09:54.120	
<b>14 -</b>	<b>18.132</b>	<b>21.389</b>	110.0	<b>15.835</b>	103.7	<b>55.356 (1)</b>	<b>82.67</b>		<b>16:10:49.476</b>	
15 -	18.172	21.418	110.3	15.889	103.2	55.479 (2)	82.49	0.123	16:11:44.955	
16 -	18.378	21.456	109.6	16.007	102.2	55.841	81.96	0.485	16:12:40.796	
17 -	18.199	22.052	108.0	16.168	102.9	56.419	81.12	1.063	16:13:37.215	
18 -	18.230	21.668	109.8	16.184	102.4	56.082	81.60	0.726	16:14:33.297	
19 -	18.593	22.328	106.1	16.549	103.7	57.470	79.63	2.114	16:15:30.767	
20 -	18.143	21.503	110.9	15.904	104.6	55.550	82.39	0.194	16:16:26.317	

P5		17		Tom CARNE		Honda - TC Racing / SP125 racing				
LAP	SECTOR 1	SECTOR 2		SECTOR 3		LAP TIME	MPH	DIFF	TIME OF DAY	
1 -	OUTLAP	28.427	79.9	21.365	77.5				15:59:44.597	
2 -	24.603	26.238	91.8	19.971	84.9	1:10.812	64.63	14.542	16:00:55.409	
3 -	21.883	25.216	95.7	20.018	86.0	1:07.117	68.19	10.847	16:02:02.526	
4 -	21.956	25.303	95.7	19.760	90.0	1:07.019	68.29	10.749	16:03:09.545	
5 -	21.260	24.038	103.7	19.293	91.3	1:04.591	70.85	8.321	16:04:14.136	
6 -	20.458	23.597	103.7	18.636	96.5	1:02.691	73.00	6.421	16:05:16.827	
7 -	19.983	22.853	107.7	21.309	33.6	1:04.145	71.35	7.875	16:06:20.972	
8 -	OUTLAP	23.446	107.5	17.422	101.8	2:34.358	29.65	1:38.088	16:08:55.330	
9 -	19.062	22.509	109.4	16.771	103.5	58.342	78.44	2.072	16:09:53.672	
10 -	18.772	22.002	111.1	16.573	103.5	57.347	79.80	1.077	16:10:51.019	
11 -	18.472	21.754	<b>111.2</b>	16.398	103.0	56.624	80.82	0.354	16:11:47.643	
12 -	18.484	22.499	110.1	17.149	101.6	58.132	78.73	1.862	16:12:45.775	
13 -	18.411	21.889	110.0	16.544	103.0	56.844	80.51	0.574	16:13:42.619	
14 -	18.436	21.716	110.5	16.461	103.5	56.613 (3)	80.84	0.343	16:14:39.232	
<b>15 -</b>	<b>18.278</b>	<b>21.705</b>	<b>111.2</b>	<b>16.287</b>	<b>103.4</b>	<b>56.270 (1)</b>	<b>81.33</b>		<b>16:15:35.502</b>	
16 -	18.420	<b>21.615</b>	<b>111.2</b>	16.497	<b>103.7</b>	56.532 (2)	80.95	0.262	16:16:32.034	

P6		12		Edward RENDELL		Honda - Banks Racing				
LAP	SECTOR 1	SECTOR 2		SECTOR 3		LAP TIME	MPH	DIFF	TIME OF DAY	
1 -	OUTLAP	24.293	96.5	17.800	94.6				15:58:10.076	
2 -	19.461	23.063	107.5	16.949	99.7	59.473	76.95	3.129	15:59:09.549	
3 -	18.633	21.695	107.3	16.435	<b>100.7</b>	56.763	80.62	0.419	16:00:06.312	
4 -	18.609	23.508	106.8	16.997	98.6	59.114	77.42	2.770	16:01:05.426	
5 -	18.683	21.810	107.2	20.964	32.5	1:01.457	74.47	5.113	16:02:06.883	
6 -	OUTLAP	22.190	106.1	16.686	100.3	2:09.290	35.39	1:12.946	16:04:16.173	
7 -	18.503	22.095	106.6	16.715	99.2	57.313	79.85	0.969	16:05:13.486	
8 -	18.403	22.181	106.6	16.799	99.2	57.383	79.75	1.039	16:06:10.869	
<b>9 -</b>	18.366	21.633	<b>108.0</b>	<b>16.345</b>	99.7	<b>56.344 (1)</b>	<b>81.22</b>		<b>16:07:07.213</b>	
10 -	<b>18.289</b>	21.606	106.8	19.091	32.7	58.986	77.59	2.642	16:08:06.199	
11 -	OUTLAP	22.495	104.3	20.001	38.4	3:28.448	21.95	2:32.104	16:11:34.647	
12 -	OUTLAP	22.222	106.8	16.592	99.1	2:10.497	35.07	1:14.153	16:13:45.144	
13 -	18.681	21.728	107.2	17.289	97.3	57.698	79.32	1.354	16:14:42.842	
14 -	18.482	<b>21.587</b>	107.7	16.488	100.0	56.557 (2)	80.92	0.213	16:15:39.399	
15 -	18.475	<b>21.587</b>	107.0	16.505	100.0	56.567 (3)	80.90	0.223	16:16:35.966	

Weather / Track : Cloudy / Dry

Knockhill  
Circuit Length = 1.2713 miles  
Start: 15:56 Flag 16:16 End: 16:17

**MCRCB BULLETIN TK052**

**2013 MCE British Superbike Championship - Round 4**

**2013 Monster Energy British Motostar Championship**

**FREE PRACTICE 2 - SECTOR ANALYSIS**

SECTOR 1 = FL to I1, SECTOR 2 = I1 to I2, SECTOR 3 = I2 to FL, DIFF = Difference To Personal Best Lap

<b>P7 43</b>		<b>Arnie SHELTON</b>		Honda - e3 motorsport				
LAP	SECTOR 1	SECTOR 2	SECTOR 3	LAP TIME	MPH	DIFF	TIME OF DAY	
1 -	OUTLAP	25.012	92.8	21.443	40.2		15:59:49.301	
2 -	OUTLAP	23.431	108.9	16.823	101.9	1:39.606	16:01:28.907	
3 -	19.016	22.209	112.2	16.576	<b>104.0</b>	57.801	16:02:26.708	
4 -	19.122	22.568	107.8	16.633	102.1	58.323	16:03:25.031	
5 -	18.954	22.914	109.1	16.742	102.6	58.610	16:04:23.641	
6 -	19.124	22.946	111.4	16.929	101.6	58.999	16:05:22.640	
7 -	19.017	22.505	111.6	16.843	102.1	58.365	16:06:21.005	
8 -	19.167	23.981	93.9	20.050	42.9	1:03.198	16:07:24.203	
9 -	OUTLAP	22.865	107.3	17.014	102.2	1:47.711	16:09:11.914	
10 -	19.018	22.668	109.1	16.617	102.9	58.303	16:10:10.217	
11 -	18.571	22.199	109.8	16.606	103.5	57.376	16:11:07.593	
12 -	18.632	22.086	110.3	16.586	102.4	57.304	16:12:04.897	
13 -	18.550	21.845	112.2	16.581	102.2	56.976	16:13:01.873	
14 -	18.499	21.992	110.9	16.501	102.6	56.992	16:13:58.865	
<b>15 -</b>	<b>18.414</b>	<b>21.650</b>	<b>112.4</b>	<b>16.449</b>	<b>102.9</b>	<b>56.513 (1)</b>	<b>16:14:55.378</b>	
16 -	<b>18.294</b>	21.770	110.5	16.490	101.8	56.554 (2)	16:15:51.932	
17 -	18.636	<b>21.617</b>	110.7	<b>16.445</b>	102.7	56.698 (3)	16:16:48.630	

<b>P8 80</b>		<b>Callum BEY</b>		Honda - RCD Motorsport				
LAP	SECTOR 1	SECTOR 2	SECTOR 3	LAP TIME	MPH	DIFF	TIME OF DAY	
1 -	OUTLAP	23.859	104.6	18.069	99.7		15:58:47.563	
2 -	19.772	22.654	109.6	16.861	101.3	59.287	15:59:46.850	
3 -	19.372	22.609	108.5	17.075	100.4	59.056	16:00:45.906	
4 -	19.063	22.160	110.3	16.738	101.6	57.961	16:01:43.867	
5 -	18.878	22.096	110.5	16.791	101.9	57.765	16:02:41.632	
6 -	18.696	22.088	109.6	16.763	100.9	57.547	16:03:39.179	
7 -	18.744	22.271	108.9	16.782	101.6	57.797	16:04:36.976	
8 -	18.586	21.970	109.1	16.562	101.5	57.118 (3)	16:05:34.094	
9 -	18.552	21.965	109.4	16.637	100.7	57.154	16:06:31.248	
10 -	19.289	23.238	102.7	20.632	37.5	1:03.159	16:07:34.407	
11 -	OUTLAP	23.015	108.2	17.028	100.7	5:11.516	16:12:45.923	
12 -	18.903	22.067	109.2	16.600	101.6	57.570	16:13:43.493	
13 -	18.578	21.946	109.6	16.605	101.8	57.129	16:14:40.622	
<b>14 -</b>	<b>18.404</b>	<b>21.667</b>	<b>110.7</b>	<b>16.447</b>	<b>102.1</b>	<b>56.518 (1)</b>	<b>16:15:37.140</b>	
15 -	<b>18.395</b>	21.848	109.2	16.500	101.6	56.743 (2)	16:16:33.883	

<b>P9 88</b>		<b>Lewis ROLLO</b>		Honda - Lewis Rollo Racing				
LAP	SECTOR 1	SECTOR 2	SECTOR 3	LAP TIME	MPH	DIFF	TIME OF DAY	
1 -	OUTLAP	23.843	104.2	17.463	99.2		15:57:05.974	
2 -	19.044	22.629	106.1	16.904	100.0	58.577	15:58:04.551	
3 -	18.944	22.814	103.5	21.030	36.1	1:02.788	15:59:07.339	
4 -	OUTLAP	22.184	107.8	16.918	101.0	1:47.764	16:00:55.103	
5 -	18.714	22.118	106.8	16.750	100.6	57.582	16:01:52.685	
6 -	18.781	22.550	106.0	18.784	48.9	1:00.115	16:02:52.800	
7 -	OUTLAP	22.414	105.3	16.755	99.8	3:40.494	16:06:33.294	
8 -	18.716	22.027	106.5	16.680	99.5	57.423	16:07:30.717	
9 -	18.633	22.023	107.0	16.552	100.6	57.208	16:08:27.925	
10 -	18.593	21.817	106.6	16.725	100.3	57.135	16:09:25.060	
11 -	18.505	22.238	106.0	16.526	<b>102.2</b>	57.269	16:10:22.329	
12 -	18.606	22.007	107.3	16.486	100.1	57.099 (3)	16:11:19.428	
13 -	<b>18.351</b>	22.025	107.7	16.428	101.0	56.804 (2)	16:12:16.232	
14 -	18.517	22.260	<b>108.7</b>	16.515	99.4	57.292	16:13:13.524	
15 -	18.518	21.909	106.8	16.746	100.7	57.173	16:14:10.697	
16 -	18.675	21.838	107.5	16.850	98.9	57.363	16:15:08.060	
<b>17 -</b>	<b>18.390</b>	<b>21.813</b>	<b>107.2</b>	<b>16.392</b>	<b>100.6</b>	<b>56.595 (1)</b>	<b>16:16:04.655</b>	

<b>P10 10</b>		<b>Peter SUTHERLAND</b>		Aprilia - Kinpac Racing				
LAP	SECTOR 1	SECTOR 2	SECTOR 3	LAP TIME	MPH	DIFF	TIME OF DAY	
1 -	OUTLAP	25.447	105.3	17.075	100.7		16:00:13.612	

Weather / Track : Cloudy / Dry

Knockhill  
Circuit Length = 1.2713 miles  
Start: 15:56 Flag 16:16 End: 16:17

**MCRCB BULLETIN TK052**

**2013 MCE British Superbike Championship - Round 4**

**2013 Monster Energy British Motostar Championship**

**FREE PRACTICE 2 - SECTOR ANALYSIS**

SECTOR 1 = FL to I1, SECTOR 2 = I1 to I2, SECTOR 3 = I2 to FL, DIFF = Difference To Personal Best Lap

2 -	19.890	23.419	107.2	17.405	100.6	1:00.714	75.38	3.593	16:01:14.326
3 -	19.246	22.270	107.7	16.792	100.6	58.308	78.49	1.187	16:02:12.634
4 -	19.236	22.143	107.7	16.962	100.0	58.341	78.44	1.220	16:03:10.975
5 -	19.944	23.279	107.5	17.077	100.3	1:00.300	75.90	3.179	16:04:11.275
6 -	19.377	23.247	107.0	16.844	100.4	59.468	76.96	2.347	16:05:10.743
7 -	18.988	22.080	107.3	16.669	100.0	57.737	79.26	0.616	16:06:08.480
8 -	19.057	21.958	107.5	16.787	100.4	57.802	79.18	0.681	16:07:06.282
9 -	18.920	22.140	<b>108.5</b>	16.702	<b>101.5</b>	57.762	79.23	0.641	16:08:04.044
10 -	18.937	23.815	106.6	16.704	101.0	59.456	76.97	2.335	16:09:03.500
11 -	18.759	21.930	108.4	16.825	101.2	57.514	79.57	0.393	16:10:01.014
12 -	19.401	22.194	107.2	16.699	100.4	58.294	78.51	1.173	16:10:59.308
13 -	18.790	22.168	106.3	16.695	100.1	57.653	79.38	0.532	16:11:56.961
14 -	18.785	21.999	107.2	<b>16.546</b>	100.9	57.330	79.83	0.209	16:12:54.291
<b>15 -</b>	18.688	21.808	107.5	16.625	100.9	<b>57.121 (1)</b>	<b>80.12</b>		<b>16:13:51.412</b>
16 -	18.726	<b>21.753</b>	107.8	16.772	100.7	57.251 <b>(3)</b>	79.94	0.130	16:14:48.663
17 -	<b>18.676</b>	21.812	107.7	16.732	99.5	57.220 <b>(2)</b>	79.98	0.099	16:15:45.883
18 -	18.745	21.953	107.5	16.687	99.7	57.385	79.75	0.264	16:16:43.268

P11	86	Bradley HUGHES			Honda - Creswell Racing			
LAP	SECTOR 1	SECTOR 2	SECTOR 3	LAP TIME	MPH	DIFF	TIME OF DAY	

1 -	OUTLAP	25.752	102.4	18.760	96.6				15:59:21.204
2 -	20.316	23.475	105.1	17.310	99.4	1:01.101	74.90	3.600	16:00:22.305
3 -	19.847	22.813	106.6	17.080	98.6	59.740	76.61	2.239	16:01:22.045
4 -	19.467	22.484	<b>107.0</b>	17.060	<b>100.9</b>	59.011	77.55	1.510	16:02:21.056
5 -	19.449	23.284	106.5	17.387	98.5	1:00.120	76.12	2.619	16:03:21.176
6 -	18.958	22.171	106.1	<b>16.682</b>	99.7	57.811 <b>(2)</b>	79.16	0.310	16:04:18.987
7 -	18.892	22.302	105.8	16.749	100.6	57.943	78.98	0.442	16:05:16.930
8 -	18.876	22.221	106.1	16.902	99.1	57.999	78.91	0.498	16:06:14.929
9 -	19.001	<b>21.959</b>	103.0	17.167	99.7	58.127	78.73	0.626	16:07:13.056
10 -	19.185	24.058	99.5	22.763	31.9	1:06.006	69.33	8.505	16:08:19.062
11 -	OUTLAP	22.911	105.8	16.788	100.6	2:11.215	34.87	1:13.714	16:10:30.277
12 -	19.196	22.153	105.0	16.706	99.2	58.055	78.83	0.554	16:11:28.332
13 -	18.786	22.101	104.5	16.946	98.3	57.833 <b>(3)</b>	79.13	0.332	16:12:26.165
14 -	<b>18.719</b>	22.238	105.0	16.996	98.3	57.953	78.97	0.452	16:13:24.118
15 -	18.823	22.644	105.8	16.962	98.1	58.429	78.33	0.928	16:14:22.547
<b>16 -</b>	<b>18.719</b>	22.008	106.0	16.774	99.2	<b>57.501 (1)</b>	<b>79.59</b>		<b>16:15:20.048</b>
17 -	19.845	22.923	103.7	21.152	31.9	1:03.920	71.60	6.419	16:16:23.968

P12	21	Jason DOUGLAS			Honda - Banks Racing			
LAP	SECTOR 1	SECTOR 2	SECTOR 3	LAP TIME	MPH	DIFF	TIME OF DAY	

1 -	OUTLAP	23.232	108.0	17.669	99.5				15:59:55.686
2 -	19.336	22.420	<b>108.9</b>	17.440	99.2	59.196 <b>(3)</b>	77.31	1.410	16:00:54.882
3 -	19.409	22.468	107.0	16.913	100.0	58.790 <b>(2)</b>	77.84	1.004	16:01:53.672
<b>4 -</b>	<b>19.131</b>	<b>21.912</b>	<b>108.9</b>	<b>16.743</b>	<b>100.1</b>	<b>57.786 (1)</b>	<b>79.20</b>		<b>16:02:51.458</b>
5 -	19.997	22.633	104.0	18.063	88.7	1:00.693	75.40	2.907	16:03:52.151

P13	13 M3	Sam BURMAN			Honda - WNT / Burman Racing			
LAP	SECTOR 1	SECTOR 2	SECTOR 3	LAP TIME	MPH	DIFF	TIME OF DAY	

1 -	OUTLAP	25.067	107.0	17.765	100.6				15:58:22.686
2 -	20.921	23.897	109.4	17.363	103.8	1:02.181	73.60	4.392	15:59:24.867
3 -	19.845	23.288	110.7	16.861	103.8	59.994	76.28	2.205	16:00:24.861
4 -	19.510	23.304	110.1	16.789	103.5	59.603	76.78	1.814	16:01:24.464
5 -	19.346	23.176	111.1	16.884	102.7	59.406	77.04	1.617	16:02:23.870
6 -	19.468	23.195	110.1	16.728	103.8	59.391	77.06	1.602	16:03:23.261
7 -	19.489	23.537	109.2	16.653	104.2	59.679	76.68	1.890	16:04:22.940
8 -	19.172	23.025	110.7	16.817	104.0	59.014	77.55	1.225	16:05:21.954
9 -	19.307	<b>22.599</b>	111.2	16.702	104.0	58.608	78.09	0.819	16:06:20.562
10 -	19.208	22.918	110.3	16.894	<b>105.1</b>	59.020	77.54	1.231	16:07:19.582
11 -	19.237	22.885	109.4	16.491	104.5	58.613	78.08	0.824	16:08:18.195
12 -	19.111	23.083	109.6	16.380	105.0	58.574	78.13	0.785	16:09:16.769
13 -	18.948	22.699	110.5	16.310	<b>105.1</b>	57.957 <b>(2)</b>	78.96	0.168	16:10:14.726
14 -	19.165	23.404	110.7	16.545	104.3	59.114	77.42	1.325	16:11:13.840

Weather / Track : Cloudy / Dry

Knockhill

Circuit Length = 1.2713 miles

Start: 15:56 Flag 16:16 End: 16:17

# MCRCB BULLETIN TK052

## 2013 MCE British Superbike Championship - Round 4

## 2013 Monster Energy British Motostar Championship

### FREE PRACTICE 2 - SECTOR ANALYSIS

SECTOR 1 = FL to I1, SECTOR 2 = I1 to I2, SECTOR 3 = I2 to FL, DIFF = Difference To Personal Best Lap

15 -	19.055	23.108	110.1	16.656	103.7	58.819	77.81	1.030	16:12:12.659
16 -	19.210	23.195	110.0	16.467	103.7	58.872	77.74	1.083	16:13:11.531
17 -	19.200	22.761	110.0	16.771	104.0	58.732	77.92	0.943	16:14:10.263
18 -	19.243	22.652	<b>111.8</b>	16.404	104.8	58.299 (3)	78.50	0.510	16:15:08.562
19 -	<b>18.864</b>	22.659	110.7	<b>16.266</b>	104.3	<b>57.789 (1)</b>	<b>79.19</b>		<b>16:16:06.351</b>

P14 36		Jayson URIBE		Honda - Rock and Sons Racing					
LAP	SECTOR 1	SECTOR 2	SECTOR 3	LAP TIME	MPH	DIFF	TIME OF DAY		
1 -	OUTLAP	27.293	102.4	18.913	98.6		16:00:40.927		
2 -	21.317	24.891	106.0	17.461	100.3	1:03.669	16:01:44.596		
3 -	20.073	23.714	106.6	17.246	100.4	1:01.033	16:02:45.629		
4 -	19.472	23.268	106.8	17.199	100.3	59.939	16:03:45.568		
5 -	19.276	23.108	107.8	16.610	100.4	58.994	16:04:44.562		
6 -	19.300	22.710	108.4	16.537	100.9	58.547	16:05:43.109		
7 -	19.106	22.562	108.0	16.848	100.3	58.516	16:06:41.625		
8 -	18.954	22.426	107.5	16.636	101.2	58.016 (2)	16:07:39.641		
9 -	19.429	22.734	106.6	16.631	<b>101.3</b>	58.794	16:08:38.435		
10 -	19.343	22.551	106.6	<b>16.528</b>	<b>101.3</b>	58.422	16:09:36.857		
11 -	19.075	23.201	107.2	16.567	<b>101.3</b>	58.843	16:10:35.700		
12 -	18.957	22.658	106.5	16.940	90.1	58.555	16:11:34.255		
13 -	19.390	22.349	107.3	16.961	100.3	58.700	16:12:32.955		
14 -	<b>18.878</b>	22.345	108.2	16.635	100.7	<b>57.858 (1)</b>	<b>16:13:30.813</b>		
15 -	18.942	22.419	108.5	16.799	101.0	58.160 (3)	16:14:28.973		
16 -	18.973	22.893	109.1	16.654	101.2	58.520	16:15:27.493		
17 -	19.078	<b>22.262</b>	<b>110.0</b>	17.422	99.4	58.762	16:16:26.255		

P15 64		Asher DURHAM		Seel Honda - Repli-Cast UK					
LAP	SECTOR 1	SECTOR 2	SECTOR 3	LAP TIME	MPH	DIFF	TIME OF DAY		
1 -	OUTLAP	24.579	109.6	17.224	102.9		15:57:09.947		
2 -	19.928	23.206	109.6	16.978	104.0	1:00.112	15:58:10.059		
3 -	19.222	22.991	110.5	16.859	104.3	59.072	15:59:09.131		
4 -	19.229	22.690	110.3	16.747	104.5	58.666 (3)	16:00:07.797		
5 -	18.917	22.799	111.1	16.959	103.4	58.675	16:01:06.472		
6 -	19.307	22.714	<b>112.5</b>	16.964	104.0	58.985	16:02:05.457		
7 -	19.547	23.211	109.8	16.471	104.3	59.229	16:03:04.686		
8 -	19.289	23.055	110.1	16.531	103.5	58.875	16:04:03.561		
9 -	19.046	22.719	110.5	16.941	103.8	58.706	16:05:02.267		
10 -	18.916	22.698	111.6	<b>16.405</b>	104.5	<b>58.019 (1)</b>	<b>16:06:00.286</b>		
11 -	19.201	23.173	109.2	16.559	104.2	58.933	16:06:59.219		
12 -	19.142	23.363	108.7	18.325	101.5	1:00.830	16:08:00.049		
13 -	19.200	23.073	110.0	16.661	104.2	58.934	16:08:58.983		
14 -	<b>18.853</b>	22.865	110.3	16.960	104.0	58.678	16:09:57.661		
15 -	19.449	23.614	108.0	21.371	32.3	1:04.434	16:11:02.095		
16 -	OUTLAP	24.307	107.3	17.502	103.2	2:20.288	16:13:22.383		
17 -	19.602	23.468	105.0	17.181	95.8	1:00.251	16:14:22.634		
18 -	19.601	<b>22.513</b>	111.6	16.429	<b>104.6</b>	58.543 (2)	16:15:21.177		
19 -	20.016	23.552	109.8	18.040	97.6	1:01.608	16:16:22.785		

P16 35		Elliot LODGE		Honda - SP125 / SpikeRacing					
LAP	SECTOR 1	SECTOR 2	SECTOR 3	LAP TIME	MPH	DIFF	TIME OF DAY		
1 -	OUTLAP	23.786	105.5	17.533	99.1		15:59:47.574		
2 -	20.309	22.850	106.6	17.101	99.1	1:00.260	16:00:47.834		
3 -	19.609	22.902	106.6	16.792	99.7	59.303	16:01:47.137		
4 -	19.504	22.509	107.7	16.822	100.4	58.835	16:02:45.972		
5 -	19.645	22.815	105.8	16.839	99.2	59.299	16:03:45.271		
6 -	19.303	22.649	106.6	16.461	99.7	58.413	16:04:43.684		
7 -	19.176	22.865	106.5	16.723	98.3	58.764	16:05:42.448		
8 -	19.298	<b>22.239</b>	107.2	16.595	99.4	58.132 (3)	16:06:40.580		
9 -	19.213	22.392	106.3	16.720	99.1	58.325	16:07:38.905		
10 -	19.532	23.689	101.6	16.836	100.1	1:00.057	16:08:38.962		
11 -	19.477	22.699	106.3	16.731	99.8	58.907	16:09:37.869		
12 -	19.192	22.435	107.0	16.576	<b>101.2</b>	58.203	16:10:36.072		

Weather / Track : Cloudy / Dry

Knockhill

Circuit Length = 1.2713 miles

Start: 15:56 Flag 16:16 End: 16:17

**MCRCB BULLETIN TK052**

**2013 MCE British Superbike Championship - Round 4**

**2013 Monster Energy British Motostar Championship**

**FREE PRACTICE 2 - SECTOR ANALYSIS**

SECTOR 1 = FL to I1, SECTOR 2 = I1 to I2, SECTOR 3 = I2 to FL, DIFF = Difference To Personal Best Lap

13 -	19.088	22.307	<b>108.0</b>	16.759	98.3	58.154	78.70	0.125	16:11:34.226
14 -	19.189	22.332	107.2	16.777	99.4	58.298	78.50	0.269	16:12:32.524
<b>15 -</b>	<b>19.041</b>	<b>22.333</b>	106.5	16.655	99.7	<b>58.029 (1)</b>	<b>78.87</b>		<b>16:13:30.553</b>
16 -	<b>18.955</b>	22.401	106.0	16.728	99.8	58.084 <b>(2)</b>	78.79	0.055	16:14:28.637
17 -	19.135	22.970	105.8	<b>16.455</b>	100.4	58.560	78.15	0.531	16:15:27.197
18 -	19.173	22.443	107.3	17.019	97.9	58.635	78.05	0.606	16:16:25.832

<b>P17 41</b>		<b>Milo WARD</b>		Luyten Honda - FPW Racing					
LAP	SECTOR 1	SECTOR 2	SECTOR 3	LAP TIME	MPH	DIFF	TIME OF DAY		
1 -	OUTLAP	25.593	104.5	18.227	99.7		16:01:19.500		
2 -	20.233	23.745	<b>108.0</b>	17.343	100.4	1:01.321	74.63	3.288	16:02:20.821
3 -	19.397	23.417	107.3	17.618	99.8	1:00.432	75.73	2.399	16:03:21.253
4 -	19.455	23.288	107.3	17.123	100.0	59.866	76.45	1.833	16:04:21.119
5 -	19.110	23.143	107.0	17.041	99.2	59.294	77.18	1.261	16:05:20.413
6 -	19.406	23.066	107.5	17.115	99.8	59.587	76.80	1.554	16:06:20.000
7 -	19.372	23.016	107.0	17.015	100.3	59.403	77.04	1.370	16:07:19.403
8 -	19.570	23.097	107.8	16.778	100.6	59.445	76.99	1.412	16:08:18.848
9 -	19.086	22.751	107.5	16.593	<b>100.7</b>	58.430	78.32	0.397	16:09:17.278
10 -	18.907	22.614	107.8	22.783	29.4	1:04.304	71.17	6.271	16:10:21.582
11 -	OUTLAP	23.270	107.8	16.857	100.6	1:53.501	40.32	55.468	16:12:15.083
12 -	19.021	22.732	107.0	16.816	99.4	58.569	78.14	0.536	16:13:13.652
13 -	19.165	<b>22.428</b>	107.2	16.828	98.8	58.421 <b>(3)</b>	78.34	0.388	16:14:12.073
14 -	18.894	22.554	107.8	16.612	99.4	58.060 <b>(2)</b>	78.82	0.027	16:15:10.133
<b>15 -</b>	<b>18.865</b>	22.584	106.6	<b>16.584</b>	99.7	<b>58.033 (1)</b>	<b>78.86</b>		<b>16:16:08.166</b>

<b>P18 44</b>		<b>Jake BAYFORD</b>		Honda - j4ke.com					
LAP	SECTOR 1	SECTOR 2	SECTOR 3	LAP TIME	MPH	DIFF	TIME OF DAY		
1 -	OUTLAP	26.023	105.0	17.460	99.2		15:59:02.059		
2 -	20.579	24.010	105.8	17.468	99.7	1:02.057	73.75	4.024	16:00:04.116
3 -	20.058	23.686	106.5	17.398	98.8	1:01.142	74.85	3.109	16:01:05.258
4 -	19.944	23.128	107.8	17.400	<b>102.1</b>	1:00.472	75.68	2.439	16:02:05.730
5 -	19.826	23.372	107.7	17.200	99.8	1:00.398	75.77	2.365	16:03:06.128
6 -	19.567	23.207	107.8	17.055	100.3	59.829	76.49	1.796	16:04:05.957
7 -	19.178	22.919	106.6	16.963	100.1	59.060	77.49	1.027	16:05:05.017
8 -	19.382	22.911	108.9	16.603	100.0	58.896	77.70	0.863	16:06:03.913
9 -	19.508	23.140	107.7	17.134	98.6	59.782	76.55	1.749	16:07:03.695
10 -	19.630	23.721	107.0	16.847	100.0	1:00.198	76.02	2.165	16:08:03.893
11 -	19.707	23.390	107.5	16.779	100.3	59.876	76.43	1.843	16:09:03.769
12 -	19.136	22.714	107.8	16.740	100.0	58.590	78.11	0.557	16:10:02.359
13 -	19.656	22.794	106.0	16.625	100.7	59.075	77.47	1.042	16:11:01.434
14 -	<b>18.980</b>	22.849	105.5	<b>16.551</b>	100.0	58.380 <b>(2)</b>	78.39	0.347	16:11:59.814
15 -	19.397	22.545	108.9	16.749	99.2	58.691	77.98	0.658	16:12:58.505
16 -	19.093	22.761	105.8	16.584	100.4	58.438	78.31	0.405	16:13:56.943
17 -	19.081	22.611	108.0	16.722	99.2	58.414 <b>(3)</b>	78.35	0.381	16:14:55.357
<b>18 -</b>	<b>19.025</b>	<b>22.362</b>	<b>109.1</b>	16.646	100.3	<b>58.033 (1)</b>	<b>78.86</b>		<b>16:15:53.390</b>
19 -	19.124	22.556	108.9	16.772	99.8	58.452	78.29	0.419	16:16:51.842

<b>P19 72</b>		<b>Ricky TARREN</b>		Honda - Cresswell Racing					
LAP	SECTOR 1	SECTOR 2	SECTOR 3	LAP TIME	MPH	DIFF	TIME OF DAY		
1 -	OUTLAP	24.227	100.4	19.026	92.1		15:57:52.697		
2 -	20.414	23.097	102.2	17.983	95.8	1:01.494	74.42	3.450	15:58:54.191
3 -	20.242	22.869	103.4	17.268	96.2	1:00.379	75.80	2.335	15:59:54.570
4 -	19.841	22.892	103.8	17.893	96.0	1:00.626	75.49	2.582	16:00:55.196
5 -	19.532	22.540	<b>105.3</b>	17.474	96.4	59.546	76.86	1.502	16:01:54.742
6 -	19.350	22.550	104.6	17.438	96.0	59.338	77.13	1.294	16:02:54.080
7 -	19.530	22.688	103.7	17.238	94.5	59.456	76.97	1.412	16:03:53.536
8 -	19.464	22.560	103.5	17.160	96.5	59.184	77.33	1.140	16:04:52.720
9 -	19.343	23.301	103.7	17.439	96.4	1:00.083	76.17	2.039	16:05:52.803
10 -	20.308	23.463	104.2	20.611	41.0	1:04.382	71.08	6.338	16:06:57.185
11 -	OUTLAP	23.036	104.2	17.043	97.3	2:08.143	35.71	1:10.099	16:09:05.328
12 -	19.212	22.734	102.6	17.146	<b>97.5</b>	59.092	77.45	1.048	16:10:04.420
13 -	19.780	23.985	102.9	16.970	96.9	1:00.735	75.35	2.691	16:11:05.155

Weather / Track : Cloudy / Dry

Knockhill

Circuit Length = 1.2713 miles

Start: 15:56 Flag 16:16 End: 16:17

**MCRCB BULLETIN TK052**

**2013 MCE British Superbike Championship - Round 4**

**2013 Monster Energy British Motostar Championship**

**FREE PRACTICE 2 - SECTOR ANALYSIS**

SECTOR 1 = FL to I1, SECTOR 2 = I1 to I2, SECTOR 3 = I2 to FL, DIFF = Difference To Personal Best Lap

14 -	19.389	22.460	104.0	16.820	96.0	58.669	78.01	0.625	16:12:03.824
15 -	19.265	22.228	103.8	17.091	96.9	58.584	78.12	0.540	16:13:02.408
16 -	<b>18.874</b>	22.370	104.8	16.831	96.8	58.075 (2)	78.80	0.031	16:14:00.483
17 -	18.945	22.450	104.2	16.917	96.4	58.312	78.48	0.268	16:14:58.795
18 -	19.009	22.276	104.8	<b>16.759</b>	96.6	<b>58.044 (1)</b>	<b>78.85</b>		<b>16:15:56.839</b>
19 -	19.139	<b>21.953</b>	104.8	17.008	95.7	58.100 (3)	78.77	0.056	16:16:54.939

<b>P20 22</b>		<b>Stephanie WADDELOW</b>		Aprilia - Moto Strada					
LAP	SECTOR 1	SECTOR 2	SECTOR 3	LAP TIME	MPH	DIFF	TIME OF DAY		
1 -	OUTLAP	24.118	105.8	17.841	98.1		15:59:23.763		
2 -	19.915	23.394	<b>108.7</b>	19.100	94.3	1:02.409	73.33	4.264	16:00:26.172
3 -	20.072	23.151	108.2	17.786	98.6	1:01.009	75.01	2.864	16:01:27.181
4 -	19.418	22.827	108.0	17.196	<b>101.5</b>	59.441	76.99	1.296	16:02:26.622
5 -	19.794	23.794	104.8	17.468	100.0	1:01.056	74.96	2.911	16:03:27.678
6 -	19.164	22.692	108.0	17.176	100.1	59.032	77.53	0.887	16:04:26.710
7 -	19.550	22.895	106.3	17.294	99.7	59.739	76.61	1.594	16:05:26.449
8 -	19.332	22.475	107.5	17.074	100.6	58.881	77.72	0.736	16:06:25.330
9 -	19.081	22.598	107.0	17.034	100.4	58.713 (3)	77.95	0.568	16:07:24.043
10 -	19.141	22.764	106.3	17.292	100.9	59.197	77.31	1.052	16:08:23.240
11 -	19.320	22.963	104.2	17.581	100.4	59.864	76.45	1.719	16:09:23.104
12 -	19.072	22.890	105.8	<b>16.942</b>	101.2	58.904	77.69	0.759	16:10:22.008
13 -	19.134	22.664	106.8	17.134	100.4	58.932	77.66	0.787	16:11:20.940
14 -	18.732	<b>22.396</b>	107.0	17.017	100.3	<b>58.145 (1)</b>	<b>78.71</b>		<b>16:12:19.085</b>
15 -	<b>18.727</b>	22.904	105.6	16.997	99.8	58.628 (2)	78.06	0.483	16:13:17.713
16 -	18.895	22.969	104.5	17.042	99.8	58.906	77.69	0.761	16:14:16.619
17 -	18.913	23.339	105.0	17.451	99.5	59.703	76.65	1.558	16:15:16.322
18 -	18.855	22.805	105.8	17.184	99.2	58.844	77.77	0.699	16:16:15.166

<b>P21 4</b>		<b>Paul McCARTNEY</b>		Honda -					
LAP	SECTOR 1	SECTOR 2	SECTOR 3	LAP TIME	MPH	DIFF	TIME OF DAY		
1 -	OUTLAP	25.361	88.3	18.789	86.4		15:58:21.161		
2 -	21.959	24.417	104.0	17.331	97.9	1:03.707	71.84	5.548	15:59:24.868
3 -	20.176	23.423	106.1	17.342	95.5	1:00.941	75.10	2.782	16:00:25.809
4 -	19.820	23.715	106.0	17.342	98.2	1:00.877	75.18	2.718	16:01:26.686
5 -	19.305	23.371	105.1	16.842	98.8	59.518	76.89	1.359	16:02:26.204
6 -	20.009	24.326	102.1	17.471	98.3	1:01.806	74.05	3.647	16:03:28.010
7 -	19.520	22.772	106.6	16.992	98.6	59.284	77.20	1.125	16:04:27.294
8 -	19.448	23.230	106.6	16.905	98.9	59.583	76.81	1.424	16:05:26.877
9 -	19.636	22.787	106.5	16.980	96.0	59.403	77.04	1.244	16:06:26.280
10 -	19.210	22.760	106.0	16.694	98.5	58.664 (3)	78.01	0.505	16:07:24.944
11 -	19.784	26.031	85.5	19.261	91.9	1:05.076	70.32	6.917	16:08:30.020
12 -	20.512	25.376	80.2	18.905	91.5	1:04.793	70.63	6.634	16:09:34.813
13 -	20.677	24.558	106.3	16.652	<b>99.5</b>	1:01.887	73.95	3.728	16:10:36.700
14 -	19.074	22.825	105.3	16.607	99.1	58.506 (2)	78.22	0.347	16:11:35.206
15 -	<b>18.951</b>	<b>22.701</b>	<b>107.0</b>	<b>16.507</b>	99.1	<b>58.159 (1)</b>	<b>78.69</b>		<b>16:12:33.365</b>
16 -	19.073	23.250	105.0	17.312	92.5	59.635	76.74	1.476	16:13:33.000
17 -	20.280	23.827	103.5	19.964	44.3	1:04.071	71.43	5.912	16:14:37.071
18 -	OUTLAP	25.681	94.1	23.403	33.2	2:30.921	30.32	1:32.762	16:17:07.992

<b>P22 77</b>		<b>Jason VERNON</b>		Honda - SGR Racing					
LAP	SECTOR 1	SECTOR 2	SECTOR 3	LAP TIME	MPH	DIFF	TIME OF DAY		
1 -	OUTLAP	24.462	104.2	18.177	99.7		15:59:25.549		
2 -	19.795	23.130	106.6	17.593	98.9	1:00.518	75.62	2.318	16:00:26.067
3 -	19.633	22.884	107.7	17.024	99.2	59.541	76.86	1.341	16:01:25.608
4 -	19.077	22.658	108.0	17.060	99.8	58.795	77.84	0.595	16:02:24.403
5 -	19.307	23.146	106.1	17.054	99.1	59.507	76.91	1.307	16:03:23.910
6 -	19.093	23.365	106.3	16.894	<b>100.1</b>	59.352	77.11	1.152	16:04:23.262
7 -	19.019	23.408	107.3	17.248	99.5	59.675	76.69	1.475	16:05:22.937
8 -	<b>18.855</b>	22.547	<b>108.7</b>	17.059	99.8	58.461 (2)	78.28	0.261	16:06:21.398
9 -	18.922	22.699	106.8	18.899	42.2	1:00.520	75.62	2.320	16:07:21.918
10 -	OUTLAP	23.494	105.5	17.658	97.1	3:52.902	19.65	2:54.702	16:11:14.820
11 -	19.680	23.195	105.6	17.488	98.1	1:00.363	75.82	2.163	16:12:15.183

Weather / Track : Cloudy / Dry

Knockhill  
Circuit Length = 1.2713 miles  
Start: 15:56 Flag 16:16 End: 16:17

**MCRCB BULLETIN TK052**

**2013 MCE British Superbike Championship - Round 4**

**2013 Monster Energy British Motostar Championship**

**FREE PRACTICE 2 - SECTOR ANALYSIS**

SECTOR 1 = FL to I1, SECTOR 2 = I1 to I2, SECTOR 3 = I2 to FL, DIFF = Difference To Personal Best Lap

12 -	19.306	22.704	107.3	17.247	98.2	59.257	77.23	1.057	16:13:14.440
13 -	19.102	22.709	106.3	17.072	98.3	58.883	77.72	0.683	16:14:13.323
14 -	19.017	22.610	106.8	17.050	98.2	58.677 (3)	77.99	0.477	16:15:12.000
15 -	18.868	<b>22.441</b>	107.2	<b>16.891</b>	98.5	<b>58.200 (1)</b>	<b>78.63</b>		<b>16:16:10.200</b>

<b>P23 65</b>		<b>Josh OWENS</b>		Honda - Trax Hydraulics					
LAP	SECTOR 1	SECTOR 2	SECTOR 3	LAP TIME	MPH	DIFF	TIME OF DAY		
1 -	OUTLAP	26.866	100.3	18.408	96.2		15:59:02.943		
2 -	20.391	24.073	101.8	17.335	96.5	1:01.799	16:00:04.742		
3 -	19.997	24.100	102.7	17.437	95.7	1:01.534	16:01:06.276		
4 -	19.952	23.824	102.4	17.400	95.3	1:01.176	16:02:07.452		
5 -	20.130	23.800	102.9	17.570	95.5	1:01.500	16:03:08.952		
6 -	19.777	24.513	99.2	17.424	95.4	1:01.714	16:04:10.666		
7 -	19.807	23.842	102.2	17.172	96.0	1:00.821	16:05:11.487		
8 -	19.775	23.616	101.8	16.982	95.7	1:00.373	16:06:11.860		
9 -	19.823	24.600	98.1	17.223	96.9	1:01.646	16:07:13.506		
10 -	19.584	23.411	102.4	17.335	96.0	1:00.330 (3)	16:08:13.836		
11 -	19.552	24.044	99.2	<b>16.969</b>	96.2	1:00.565	16:09:14.401		
12 -	19.975	23.905	100.1	17.090	<b>97.5</b>	1:00.970	16:10:15.371		
13 -	19.354	23.525	102.2	17.343	95.5	1:00.222 (2)	16:11:15.593		
14 -	19.828	23.540	<b>103.7</b>	17.093	97.1	1:00.461	16:12:16.054		
15 -	19.354	23.388	103.0	17.087	95.8	<b>59.829 (1)</b>	<b>16:13:15.883</b>		
16 -	<b>19.294</b>	23.476	101.6	17.744	94.1	1:00.514	16:14:16.397		
17 -	19.641	<b>23.294</b>	103.5	17.402	95.5	1:00.337	16:15:16.734		
18 -	19.626	23.428	101.0	17.366	95.4	1:00.420	16:16:17.154		

<b>P24 27</b>		<b>Thomas LODGE</b>		Honda - RS Racing					
LAP	SECTOR 1	SECTOR 2	SECTOR 3	LAP TIME	MPH	DIFF	TIME OF DAY		
1 -	OUTLAP	27.582	91.0	25.372	26.6		15:59:10.128		
2 -	OUTLAP	24.840	108.2	24.756	24.9	2:11.353	16:01:21.481		
3 -	OUTLAP	27.329	101.6	18.765	98.9	3:28.863	16:04:50.344		
4 -	20.604	24.083	107.5	<b>18.425</b>	<b>99.8</b>	1:03.112 (2)	16:05:53.456		
5 -	<b>20.112</b>	<b>23.926</b>	108.7	19.064	98.2	<b>1:03.102 (1)</b>	<b>16:06:56.558</b>		
6 -	20.722	24.153	108.9	19.665	89.1	1:04.540 (3)	16:08:01.098		
7 -	20.880	25.411	77.1	27.315	33.1	1:13.606	16:09:14.704		
8 -	OUTLAP	24.865	105.1	18.490	99.7	1:52.728	16:11:07.432		
9 -	20.166	24.003	105.0	27.100	33.1	1:11.269	16:12:18.701		
10 -	OUTLAP	28.729	76.6	25.520	30.1	1:34.377	16:13:53.078		
11 -	OUTLAP	24.419	<b>109.1</b>	19.340	96.6	2:32.749	16:16:25.827		

Weather / Track : Cloudy / Dry

Knockhill  
 Circuit Length = 1.2713 miles  
 Start: 15:56 Flag 16:16 End: 16:17

**MCRCB BULLETIN TK053****2013 MCE British Superbike Championship - Round 4****2013 Monster Energy British Motostar Championship****FREE PRACTICE 2 - BEST SPEEDS**

POS	SECTOR 1			SECTOR 2			FINISH LINE		
	NO	NAME	MPH	NO	NAME	MPH	NO	NAME	MPH
1				95	Tarran MACKENZIE	113.9	66	Joe IRVING	107.0
2				66	Joe IRVING	113.5	95	Tarran MACKENZIE	106.1
3				64	Asher DURHAM	112.5	40	Joe FRANCIS	106.0
4				43	Arnie SHELTON	112.4	13	Sam BURMAN	105.1
5				40	Joe FRANCIS	112.0	34	Jordan WEAVING	105.0
6				13	Sam BURMAN	111.8	64	Asher DURHAM	104.6
7				34	Jordan WEAVING	111.4	43	Arnie SHELTON	104.0
8				17	Tom CARNE	111.2	17	Tom CARNE	103.7
9				80	Callum BEY	110.7	88	Lewis ROLLO	102.2
10				36	Jayson URIBE	110.0	44	Jake BAYFORD	102.1
11				27	Thomas LODGE	109.1	80	Callum BEY	102.1
12				44	Jake BAYFORD	109.1	10	Peter SUTHERLAND	101.5
13				21	Jason DOUGLAS	108.9	22	Stephanie WADDELOW	101.5
14				22	Stephanie WADDELOW	108.7	36	Jayson URIBE	101.3
15				77	Jason VERNON	108.7	35	Elliot LODGE	101.2
16				88	Lewis ROLLO	108.7	86	Bradley HUGHES	100.9
17				10	Peter SUTHERLAND	108.5	12	Edward RENDELL	100.7
18				12	Edward RENDELL	108.0	41	Milo WARD	100.7
19				35	Elliot LODGE	108.0	21	Jason DOUGLAS	100.1
20				41	Milo WARD	108.0	77	Jason VERNON	100.1
21				4	Paul McCARTNEY	107.0	27	Thomas LODGE	99.8
22				86	Bradley HUGHES	107.0	4	Paul McCARTNEY	99.5
23				72	Ricky TARREN	105.3	65	Josh OWENS	97.5
24				65	Josh OWENS	103.7	72	Ricky TARREN	97.5

Weather / Track : Cloudy / Dry

Results can be found at [www.tsl-timing.com](http://www.tsl-timing.com)

Knockhill

Circuit Length = 1.2713 miles

Start: 15:56 Flag 16:16 End: 16:17

Printed - 16:19 Friday, 14 June 2013



# MCRCB BULLETIN TK054

## 2013 MCE British Superbike Championship - Round 4

### 2013 Monster Energy British Motostar Championship

#### FREE PRACTICE 2 - BEST SECTORS

SECTOR 1			SECTOR 2			SECTOR 3			IDEAL / BEST COMPARISON						
POS	NO	NAME	TIME	NO	NAME	TIME	NO	NAME	TIME	POS	NO	NAME	IDEAL	BEST	DIFF
1	40	FRANCIS	17.757	66	IRVING	20.976	40	FRANCIS	15.653				<b>PERFECT LAP</b>	<b>54.386</b>	
2	66	IRVING	17.855	95	MACKENZIE	21.147	95	MACKENZIE	15.730	1	40	FRANCIS	54.585	54.646	0.061
3	95	MACKENZIE	17.946	40	FRANCIS	21.175	34	WEAVING	15.835	2	66	IRVING	54.688	55.231	0.543
4	34	WEAVING	18.132	34	WEAVING	21.389	66	IRVING	15.857	3	95	MACKENZIE	54.823	54.948	0.125
5	17	CARNE	18.278	12	RENDELL	21.587	13	BURMAN	16.266	4	34	WEAVING	55.356	55.356	0.000
6	12	RENDELL	18.289	17	CARNE	21.615	17	CARNE	16.287	5	17	CARNE	56.180	56.270	0.090
7	43	SHELTON	18.294	43	SHELTON	21.617	12	RENDELL	16.345	6	12	RENDELL	56.221	56.344	0.123
8	88	ROLLO	18.351	80	BEY	21.667	88	ROLLO	16.392	7	43	SHELTON	56.356	56.513	0.157
9	80	BEY	18.395	10	SUTHERLAND	21.753	64	DURHAM	16.405	8	80	BEY	56.509	56.518	0.009
10	10	SUTHERLAND	18.676	88	ROLLO	21.813	43	SHELTON	16.445	9	88	ROLLO	56.556	56.595	0.039
11	86	HUGHES	18.719	21	DOUGLAS	21.912	80	BEY	16.447	10	10	SUTHERLAND	56.975	57.121	0.146
12	22	WADDELOW	18.727	72	TARREN	21.953	35	LODGE	16.455	11	86	HUGHES	57.360	57.501	0.141
13	64	DURHAM	18.853	86	HUGHES	21.959	4	McCARTNEY	16.507	12	72	TARREN	57.586	58.044	0.458
14	77	VERNON	18.855	35	LODGE	22.239	36	URIBE	16.528	13	35	LODGE	57.649	58.029	0.380
15	13	BURMAN	18.864	36	URIBE	22.262	10	SUTHERLAND	16.546	14	36	URIBE	57.668	57.858	0.190
16	41	WARD	18.865	44	BAYFORD	22.362	44	BAYFORD	16.551	15	13	BURMAN	57.729	57.789	0.060
17	72	TARREN	18.874	22	WADDELOW	22.396	41	WARD	16.584	16	64	DURHAM	57.771	58.019	0.248
18	36	URIBE	18.878	41	WARD	22.428	86	HUGHES	16.682	17	21	DOUGLAS	57.786	57.786	0.000
19	4	McCARTNEY	18.951	77	VERNON	22.441	21	DOUGLAS	16.743	18	41	WARD	57.877	58.033	0.156
20	35	LODGE	18.955	64	DURHAM	22.513	72	TARREN	16.759	19	44	BAYFORD	57.893	58.033	0.140
21	44	BAYFORD	18.980	13	BURMAN	22.599	77	VERNON	16.891	20	22	WADDELOW	58.065	58.145	0.080
22	21	DOUGLAS	19.131	4	McCARTNEY	22.701	22	WADDELOW	16.942	21	4	McCARTNEY	58.159	58.159	0.000
23	65	OWENS	19.294	65	OWENS	23.294	65	OWENS	16.969	22	77	VERNON	58.187	58.200	0.013
24	27	LODGE	20.112	27	LODGE	23.926	27	LODGE	18.425	23	65	OWENS	59.557	59.829	0.272
										24	27	LODGE	1:02.463	1:03.102	0.639

Weather / Track : Cloudy / Dry

Results can be found at [www.tsl-timing.com](http://www.tsl-timing.com)

Knockhill

Circuit Length = 1.2713 miles

Start: 15:56 Flag 16:16 End: 16:17

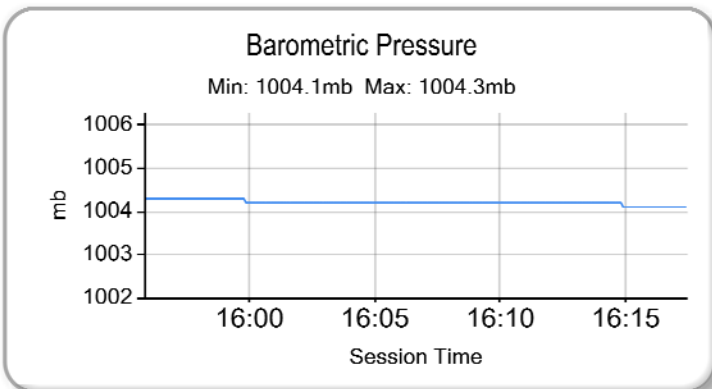
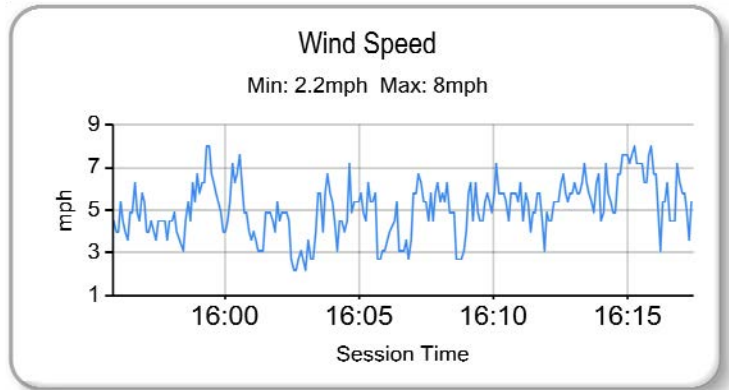
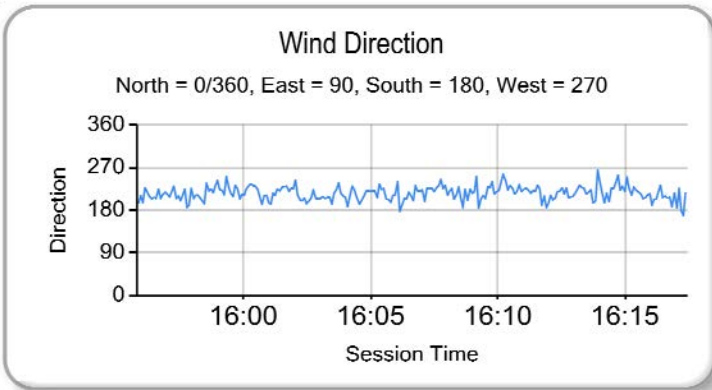
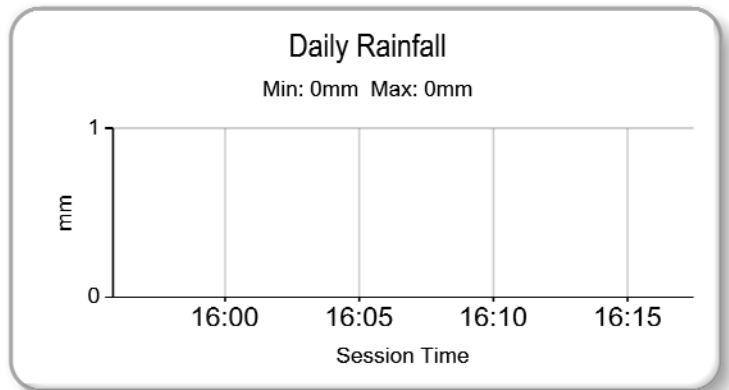
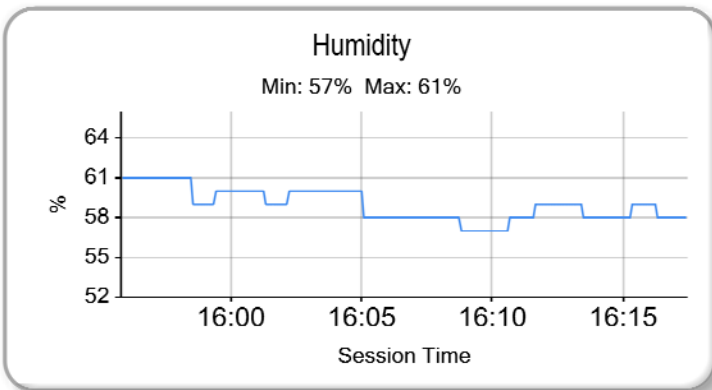
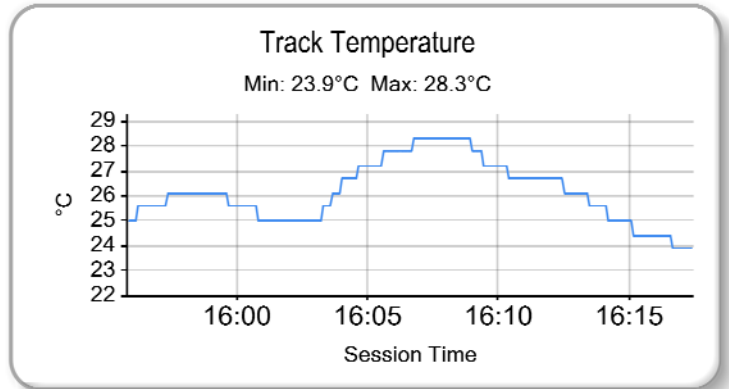
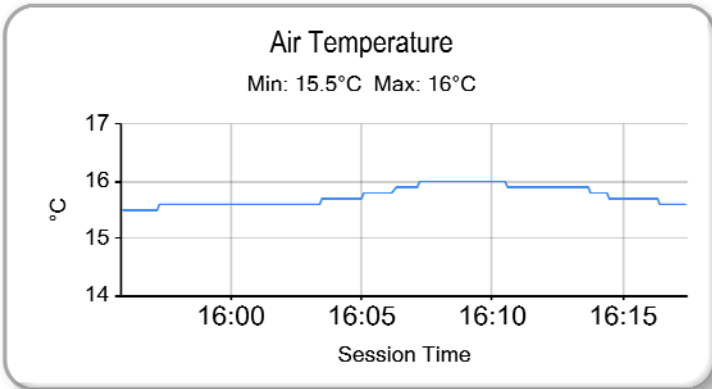
Printed - 16:20 Friday, 14 June 2013

# MCRCB BULLETIN TK055

## 2013 MCE British Superbike Championship - Round 4

## 2013 Monster Energy British Motostar Championship

### FREE PRACTICE 2 - WEATHER CONDITIONS



Weather / Track : Cloudy / Dry

Results can be found at [www.tsl-timing.com](http://www.tsl-timing.com)

Knockhill  
Circuit Length = 1.2713 miles  
Start: 15:56 Flag 16:16 End: 16:17

Printed - 16:21 Friday, 14 June 2013

## QUALIFYING 1 - CLASSIFICATION



POS	NO	CL	PIC NAME	ENTRY	TIME	ON	LAPS	GAP	DIFF	MPH
1	95	M3	1 Tarran MACKENZIE	KTM - Redline KTM	58.998	20	21			77.57
2	40	M3	2 Joe FRANCIS	Honda - Team WD40	59.012	19	19	0.014	0.014	77.55
3	17		1 Tom CARNE	Honda - TC Racing / SP125 racing	59.282	19	24	0.284	0.270	77.20
4	66	M3	3 Joe IRVING	KTM - RS Racing / The Toad and Tatie Pub	59.347	22	23	0.349	0.065	77.11
5	80		2 Callum BEY	Honda - RCD Motorsport	59.516	24	24	0.518	0.169	76.89
6	43		3 Arnie SHELTON	Honda - e3 motorsport	59.701	21	21	0.703	0.185	76.66
7	88		4 Lewis ROLLO	Honda - Lewis Rollo Racing	59.881	20	22	0.883	0.180	76.43
8	12		5 Edward RENDELL	Honda - Banks Racing	59.890	21	21	0.892	0.009	76.41
9	34	M3	4 Jordan WEAIVING	KTM - Jordan Racing / Burkert	59.909	14	14	0.911	0.019	76.39
10	10		6 Peter SUTHERLAND	Aprilia - Kinpac Racing	1:00.331	23	23	1.333	0.422	75.86
11	86		7 Bradley HUGHES	KTM - Creswell Racing	1:00.489	20	20	1.491	0.158	75.66
12	22		8 Stephanie WADDELOW	Aprilia - Moto Strada	1:00.818	19	21	1.820	0.329	75.25
13	77		9 Jason VERNON	Honda - SGR Racing	1:01.168	22	23	2.170	0.350	74.82
14	72		10 Ricky TARREN	Honda - Cresswell Racing	1:01.241	19	20	2.243	0.073	74.73
15	13	M3	5 Sam BURMAN	Honda - WNT / Burman Racing	1:01.466	23	24	2.468	0.225	74.46
16	35		11 Elliot LODGE	Honda - SP125 / SpikeRacing	1:01.686	17	22	2.688	0.220	74.19
17	36		12 Jayson URIBE	Honda - Rock and Sons Racing	1:01.781	13	16	2.783	0.095	74.08
18	41		13 Milo WARD	Luyten Honda - FPW Racing	1:02.551	13	13	3.553	0.770	73.16
19	27		14 Thomas LODGE	Honda - RS Racing	1:03.109	12	15	4.111	0.558	72.52
20	64		15 Asher DURHAM	Seel Honda - Repli-Cast UK	1:03.264	20	20	4.266	0.155	72.34
21	44		16 Jake BAYFORD	Honda - j4ke.com	1:03.490	19	21	4.492	0.226	72.08
22	65		17 Josh OWENS	Honda - Trax Hydraulics	1:04.299	22	22	5.301	0.809	71.17

QUALIFYING LAPTIME (110.0% of 58.998) = 1:04.897

23	21		18 Jason DOUGLAS	Honda - Banks Racing	1:05.968	4	6	6.970	1.669	69.37
24	4		19 Paul McCARTNEY	Honda -	1:08.997	4	4	9.999	3.029	66.33

Weather / Track : Cloudy / Damp

These results are provisional until the conclusion of any judicial and technical matters.

Knockhill

Circuit Length = 1.2713 miles

Start: 09:15 Flag 09:40 End: 09:41

Race Director :	Stewards :	Timekeeper :
-----------------	------------	--------------

Results can be found at [www.britishsuperbike.com](http://www.britishsuperbike.com)

Printed - 10:08 Saturday, 15 June 2013

MCRCB BULLETIN TK094

2013 MCE British Superbike Championship - Round 4

2013 Monster Energy British Motostar Championship

QUALIFYING 1 - SECTOR ANALYSIS

SECTOR 1 = FL to I1, SECTOR 2 = I1 to I2, SECTOR 3 = I2 to FL, DIFF = Difference To Personal Best Lap

P1	95 M3	Tarran MACKENZIE		KTM - Redline KTM					
LAP	SECTOR 1	SECTOR 2		SECTOR 3		LAP TIME	MPH	DIFF	TIME OF DAY
1 -	OUTLAP	26.512	108.4	18.718	101.5				09:19:29.477
2 -	22.901	25.045	109.4	18.344	101.8	1:06.290	69.04	7.292	09:20:35.767
3 -	20.920	24.489	108.5	17.600	102.2	1:03.009	72.63	4.011	09:21:38.776
4 -	20.864	24.246	110.7	17.481	102.4	1:02.591	73.12	3.593	09:22:41.367
5 -	20.191	23.854	109.4	17.190	102.2	1:01.235	74.74	2.237	09:23:42.602
6 -	20.100	23.554	110.3	17.662	103.0	1:01.316	74.64	2.318	09:24:43.918
7 -	20.724	23.682	109.4	17.184	98.3	1:01.590	74.31	2.592	09:25:45.508
8 -	20.587	23.838	108.2	20.581	33.2	1:05.006	70.40	6.008	09:26:50.514
9 -	OUTLAP	24.463	108.5	17.282	102.4	1:35.350	47.99	36.352	09:28:25.864
10 -	20.000	23.473	109.8	16.923	103.0	1:00.396	75.77	1.398	09:29:26.260
11 -	19.757	23.116	110.7	17.041	103.5	59.914	76.38	0.916	09:30:26.174
12 -	19.792	23.130	110.7	16.965	103.5	59.887	76.42	0.889	09:31:26.061
13 -	20.397	23.723	110.1	17.317	104.0	1:01.437	74.49	2.439	09:32:27.498
14 -	20.802	24.987	109.4	17.300	103.7	1:03.089	72.54	4.091	09:33:30.587
15 -	19.749	22.948	<b>110.9</b>	16.887	103.2	59.584	76.81	0.586	09:34:30.171
16 -	19.650	22.926	109.6	16.793	102.9	59.369 (2)	77.09	0.371	09:35:29.540
17 -	19.601	22.912	110.0	16.876	103.2	59.389 (3)	77.06	0.391	09:36:28.929
18 -	21.059	32.984	96.9	17.519	103.4	1:11.562	63.95	12.564	09:37:40.491
19 -	19.470	22.996	109.8	17.214	102.6	59.680	76.68	0.682	09:38:40.171
20 -	19.540	<b>22.822</b>	109.2	<b>16.636</b>	<b>104.2</b>	<b>58.998 (1)</b>	<b>77.57</b>		<b>09:39:39.169</b>
21 -	<b>19.356</b>	23.403	110.3	16.698	103.4	59.457	76.97	0.459	09:40:38.626

P2	40 M3	Joe FRANCIS		Honda - Team WD40					
LAP	SECTOR 1	SECTOR 2		SECTOR 3		LAP TIME	MPH	DIFF	TIME OF DAY
1 -	OUTLAP	25.956	102.4	18.855	96.9				09:17:05.168
2 -	22.025	26.426	103.5	18.562	99.4	1:07.013	68.29	8.001	09:18:12.181
3 -	21.534	24.861	103.7	17.777	100.3	1:04.172	71.32	5.160	09:19:16.353
4 -	20.723	24.107	105.8	17.400	100.4	1:02.230	73.54	3.218	09:20:18.583
5 -	20.802	23.960	106.8	17.174	100.4	1:01.936	73.89	2.924	09:21:20.519
6 -	20.639	24.102	106.1	17.115	101.5	1:01.856	73.99	2.844	09:22:22.375
7 -	20.513	23.700	106.6	17.181	100.9	1:01.394	74.54	2.382	09:23:23.769
8 -	20.038	23.261	107.3	16.875	101.8	1:00.174	76.05	1.162	09:24:23.943
9 -	19.871	23.560	<b>108.2</b>	17.248	101.5	1:00.679	75.42	1.667	09:25:24.622
10 -	20.131	23.382	106.6	17.038	101.2	1:00.551	75.58	1.539	09:26:25.173
11 -	20.931	24.901	104.0	21.579	31.4	1:07.411	67.89	8.399	09:27:32.584
12 -	OUTLAP	25.031	102.6	17.786	101.2	5:54.883	12.89	4:55.871	09:33:27.467
13 -	19.933	23.063	107.8	16.758	102.2	59.754	76.59	0.742	09:34:27.221
14 -	<b>19.485</b>	<b>22.859</b>	107.8	16.787	<b>102.6</b>	59.131 (2)	77.40	0.119	09:35:26.352
15 -	19.695	23.262	106.8	17.240	101.6	1:00.197	76.02	1.185	09:36:26.549
16 -	20.804	29.290	70.8	18.307	101.8	1:08.401	66.91	9.389	09:37:34.950
17 -	19.630	23.097	106.0	16.740	102.1	59.467 (3)	76.96	0.455	09:38:34.417
18 -	20.327	23.349	106.3	16.635	102.4	1:00.311	75.88	1.299	09:39:34.728
19 -	19.528	22.917	106.6	<b>16.567</b>	102.1	<b>59.012 (1)</b>	<b>77.55</b>		<b>09:40:33.740</b>

P3	17	Tom CARNE		Honda - TC Racing / SP125 racing					
LAP	SECTOR 1	SECTOR 2		SECTOR 3		LAP TIME	MPH	DIFF	TIME OF DAY
1 -	OUTLAP	28.884	100.7	21.490	97.2				09:16:42.735
2 -	24.161	26.649	106.0	19.997	97.6	1:10.807	64.63	11.525	09:17:53.542
3 -	22.639	25.782	107.3	18.877	98.6	1:07.298	68.00	8.016	09:19:00.840
4 -	21.256	24.778	107.7	18.495	98.2	1:04.529	70.92	5.247	09:20:05.369
5 -	21.127	24.562	108.0	18.459	98.2	1:04.148	71.34	4.866	09:21:09.517
6 -	20.719	23.894	108.5	17.956	99.7	1:02.569	73.14	3.287	09:22:12.086
7 -	20.537	23.727	108.2	18.164	99.2	1:02.428	73.31	3.146	09:23:14.514
8 -	20.295	23.886	108.0	18.003	99.7	1:02.184	73.60	2.902	09:24:16.698
9 -	20.331	23.612	107.8	18.053	99.7	1:01.996	73.82	2.714	09:25:18.694
10 -	20.141	23.441	108.4	17.912	99.8	1:01.494	74.42	2.212	09:26:20.188
11 -	20.282	23.304	108.9	17.738	100.6	1:01.324	74.63	2.042	09:27:21.512
12 -	21.176	23.533	108.4	17.705	100.1	1:02.414	73.32	3.132	09:28:23.926
13 -	19.941	23.329	108.5	17.401	100.9	1:00.671	75.43	1.389	09:29:24.597
14 -	19.992	23.296	109.2	17.543	100.7	1:00.831	75.23	1.549	09:30:25.428

Weather / Track : Cloudy / Dry

Knockhill  
Circuit Length = 1.2713 miles  
Start: 09:15 Flag 09:40 End: 09:41

# MCRCB BULLETIN TK094

## 2013 MCE British Superbike Championship - Round 4

## 2013 Monster Energy British Motostar Championship

### QUALIFYING 1 - SECTOR ANALYSIS

SECTOR 1 = FL to I1, SECTOR 2 = I1 to I2, SECTOR 3 = I2 to FL, DIFF = Difference To Personal Best Lap

15 -	19.815	22.982	<b>110.7</b>	17.243	101.6	1:00.040	76.22	0.758	09:31:25.468
16 -	20.243	23.834	108.0	17.615	100.3	1:01.692	74.18	2.410	09:32:27.160
17 -	19.944	22.905	110.1	17.260	100.9	1:00.109	76.14	0.827	09:33:27.269
18 -	19.629	22.919	109.6	<b>17.053</b>	101.8	59.601 (2)	76.79	0.319	09:34:26.870
19 -	<b>19.375</b>	22.821	108.9	17.086	101.3	<b>59.282 (1)</b>	<b>77.20</b>		<b>09:35:26.152</b>
20 -	19.705	23.479	102.9	19.487	95.4	1:02.671	73.02	3.389	09:36:28.823
21 -	20.271	31.463	88.0	19.323	100.0	1:11.057	64.40	11.775	09:37:39.880
22 -	19.695	23.220	108.4	17.522	100.7	1:00.437	75.72	1.155	09:38:40.317
23 -	19.756	<b>22.715</b>	109.8	17.277	100.6	59.748 (3)	76.60	0.466	09:39:40.065
24 -	19.556	23.034	109.4	17.356	<b>102.1</b>	59.946	76.34	0.664	09:40:40.011

<b>P4 66 M3 Joe IRVING</b>		KTM - RS Racing / The Toad and Tatle Pub							
LAP	SECTOR 1	SECTOR 2	SECTOR 3	LAP TIME	MPH	DIFF	TIME OF DAY		
1 -		25.323	107.3	18.150	101.9		09:16:09.070		
2 -	21.220	24.511	107.3	17.706	102.4	1:03.437	72.14	4.090	09:17:12.507
3 -	20.683	24.622	109.1	17.674	102.6	1:02.979	72.67	3.632	09:18:15.486
4 -	21.295	25.290	109.6	17.770	102.7	1:04.355	71.11	5.008	09:19:19.841
5 -	20.208	23.822	108.5	17.338	102.4	1:01.368	74.57	2.021	09:20:21.209
6 -	20.383	23.854	109.1	17.274	102.4	1:01.511	74.40	2.164	09:21:22.720
7 -	20.026	24.216	108.4	17.154	103.7	1:01.396	74.54	2.049	09:22:24.116
8 -	20.204	24.021	109.1	17.113	101.0	1:01.338	74.61	1.991	09:23:25.454
9 -	20.042	23.483	109.4	17.013	103.0	1:00.538	75.60	1.191	09:24:25.992
10 -	19.936	23.306	110.1	16.993	103.8	1:00.235	75.98	0.888	09:25:26.227
11 -	19.845	23.520	110.5	16.971	<b>104.0</b>	1:00.336	75.85	0.989	09:26:26.563
12 -	20.100	23.822	108.7	21.469	31.1	1:05.391	69.99	6.044	09:27:31.954
13 -	OUTLAP	23.951	109.2	17.114	103.2	2:52.096	26.59	1:52.749	09:30:24.050
14 -	19.992	24.043	109.2	17.054	103.0	1:01.089	74.91	1.742	09:31:25.139
15 -	19.811	23.446	109.8	16.953	103.2	1:00.210 (3)	76.01	0.863	09:32:25.349
16 -	19.769	23.830	109.4	16.845	103.2	1:00.444	75.71	1.097	09:33:25.793
17 -	19.906	23.390	109.6	16.921	103.5	1:00.217	76.00	0.870	09:34:26.010
18 -	19.543	23.471	108.5	17.230	101.6	1:00.244	75.97	0.897	09:35:26.254
19 -	19.977	23.202	110.0	17.253	103.0	1:00.432	75.73	1.085	09:36:26.686
20 -	20.913	24.322	109.2	16.973	103.2	1:02.208	73.57	2.861	09:37:28.894
21 -	19.538	23.099	110.3	<b>16.832</b>	<b>104.0</b>	59.469 (2)	76.96	0.122	09:38:28.363
22 -	<b>19.399</b>	<b>23.003</b>	<b>110.7</b>	16.945	<b>104.0</b>	<b>59.347 (1)</b>	<b>77.11</b>		<b>09:39:27.710</b>
23 -	23.118	28.149	93.4	24.554	25.5	1:15.821	60.36	16.474	09:40:43.531

<b>P5 80 Callum BEY</b>		Honda - RCD Motorsport							
LAP	SECTOR 1	SECTOR 2	SECTOR 3	LAP TIME	MPH	DIFF	TIME OF DAY		
1 -		26.771	100.3	19.268	95.5		09:16:13.654		
2 -	22.575	25.568	103.8	18.591	97.2	1:06.734	68.58	7.218	09:17:20.388
3 -	21.597	25.048	104.2	18.290	96.6	1:04.935	70.48	5.419	09:18:25.323
4 -	21.258	24.800	105.8	21.420	35.3	1:07.478	67.82	7.962	09:19:32.801
5 -	OUTLAP	25.136	104.5	18.231	97.6	1:46.735	42.87	47.219	09:21:19.536
6 -	21.333	24.805	106.5	17.851	98.6	1:03.989	71.52	4.473	09:22:23.525
7 -	20.674	24.082	107.3	17.734	98.6	1:02.490	73.24	2.974	09:23:26.015
8 -	20.135	23.563	108.0	17.635	98.6	1:01.333	74.62	1.817	09:24:27.348
9 -	20.240	23.828	107.2	17.489	98.8	1:01.557	74.35	2.041	09:25:28.905
10 -	20.273	26.259	105.6	18.009	96.4	1:04.541	70.91	5.025	09:26:33.446
11 -	20.630	23.835	<b>109.2</b>	18.019	98.3	1:02.484	73.24	2.968	09:27:35.930
12 -	20.054	23.605	107.5	17.672	98.8	1:01.331	74.62	1.815	09:28:37.261
13 -	19.850	23.667	107.3	17.294	99.5	1:00.811	75.26	1.295	09:29:38.072
14 -	19.912	23.520	108.2	17.698	100.1	1:01.130	74.86	1.614	09:30:39.202
15 -	20.190	23.688	107.0	17.556	98.2	1:01.434	74.49	1.918	09:31:40.636
16 -	19.900	23.379	107.5	17.354	99.8	1:00.633	75.48	1.117	09:32:41.269
17 -	21.008	24.175	106.6	17.627	99.2	1:02.810	72.86	3.294	09:33:44.079
18 -	19.756	23.445	107.5	17.570	98.9	1:00.771	75.31	1.255	09:34:44.850
19 -	19.644	23.056	108.9	17.461	98.8	1:00.161	76.07	0.645	09:35:45.011
20 -	20.325	23.401	108.7	17.657	98.2	1:01.383	74.56	1.867	09:36:46.394
21 -	19.712	23.089	107.3	<b>17.186</b>	98.9	59.987 (3)	76.29	0.471	09:37:46.381
22 -	19.546	22.916	109.1	17.479	100.0	59.941 (2)	76.35	0.425	09:38:46.322
23 -	19.890	23.325	108.2	17.486	100.3	1:00.701	75.39	1.185	09:39:47.023
24 -	<b>19.382</b>	<b>22.758</b>	109.1	17.376	<b>100.7</b>	<b>59.516 (1)</b>	<b>76.89</b>		<b>09:40:46.539</b>

Knockhill

Circuit Length = 1.2713 miles

Start: 09:15 Flag 09:40 End: 09:41

Weather / Track : Cloudy / Dry

**MCRCB BULLETIN TK094**

**2013 MCE British Superbike Championship - Round 4**

**2013 Monster Energy British Motostar Championship**

**QUALIFYING 1 - SECTOR ANALYSIS**

SECTOR 1 = FL to I1, SECTOR 2 = I1 to I2, SECTOR 3 = I2 to FL, DIFF = Difference To Personal Best Lap

<b>P6 43</b>		<b>Arnie SHELTON</b>		Honda - e3 motorsport				
LAP	SECTOR 1	SECTOR 2	SECTOR 3	LAP TIME	MPH	DIFF	TIME OF DAY	
1 -	OUTLAP	28.236	102.4	19.244	97.5		09:16:24.385	
2 -	22.958	26.292	103.8	18.480	98.5	1:07.730	09:17:32.115	
3 -	22.244	25.604	104.8	18.387	98.6	1:06.235	09:18:38.350	
4 -	21.652	25.026	105.8	18.103	98.6	1:04.781	09:19:43.131	
5 -	21.157	24.697	106.5	17.824	99.4	1:03.678	09:20:46.809	
6 -	21.858	25.035	105.0	22.449	37.9	1:09.342	09:21:56.151	
7 -	OUTLAP	24.994	106.0	17.999	99.5	1:58.639	09:23:54.790	
8 -	20.947	24.127	107.5	17.958	99.7	1:03.032	09:24:57.822	
9 -	20.776	24.156	107.3	17.670	100.7	1:02.602	09:26:00.424	
10 -	20.877	24.217	107.3	17.455	100.9	1:02.549	09:27:02.973	
11 -	20.497	23.885	107.7	17.508	101.0	1:01.890	09:28:04.863	
12 -	20.645	24.201	107.7	19.848	41.1	1:04.694	09:29:09.557	
13 -	OUTLAP	24.946	107.7	17.593	100.3	1:51.596	09:31:01.153	
14 -	20.355	23.873	108.0	17.994	100.7	1:02.222	09:32:03.375	
15 -	20.634	23.719	106.8	17.558	<b>101.5</b>	1:01.911	09:33:05.286	
16 -	20.855	23.983	107.0	21.583	37.1	1:06.421	09:34:11.707	
17 -	OUTLAP	24.110	106.3	17.444	100.3	2:32.922	09:36:44.629	
18 -	19.920	23.585	107.8	17.348	101.0	1:00.853	09:37:45.482	
19 -	19.820	23.376	108.2	17.226	101.3	1:00.422 (2)	09:38:45.904	
20 -	20.043	23.321	107.3	<b>17.182</b>	<b>101.5</b>	1:00.546 (3)	09:39:46.450	
21 -	<b>19.448</b>	<b>23.021</b>	<b>109.4</b>	17.232	101.2	<b>59.701 (1)</b>	<b>09:40:46.151</b>	

<b>P7 88</b>		<b>Lewis ROLLO</b>		Honda - Lewis Rollo Racing				
LAP	SECTOR 1	SECTOR 2	SECTOR 3	LAP TIME	MPH	DIFF	TIME OF DAY	
1 -		28.125	99.2	19.184	96.8		09:16:16.447	
2 -	21.627	25.768	99.4	18.382	96.1	1:05.777	09:17:22.224	
3 -	20.921	25.032	101.9	18.077	96.8	1:04.030	09:18:26.254	
4 -	20.555	25.181	101.9	18.407	95.8	1:04.143	09:19:30.397	
5 -	21.280	24.877	101.6	18.174	96.8	1:04.331	09:20:34.728	
6 -	20.669	24.769	<b>103.8</b>	18.227	96.2	1:03.665	09:21:38.393	
7 -	20.817	24.482	103.0	17.735	96.2	1:03.034	09:22:41.427	
8 -	20.465	24.464	103.2	17.630	96.9	1:02.559	09:23:43.986	
9 -	20.140	24.107	102.7	17.666	96.1	1:01.913	09:24:45.899	
10 -	19.901	24.161	103.5	17.676	96.9	1:01.738	09:25:47.637	
11 -	20.236	24.083	102.7	17.580	96.5	1:01.899	09:26:49.536	
12 -	19.785	23.726	103.4	17.357	97.9	1:00.868	09:27:50.404	
13 -	19.736	23.793	102.4	17.231	97.1	1:00.760	09:28:51.164	
14 -	19.461	23.733	103.5	17.255	<b>98.1</b>	1:00.449	09:29:51.613	
15 -	19.722	23.645	102.9	17.353	97.6	1:00.720	09:30:52.333	
16 -	19.523	23.448	103.0	17.234	97.6	1:00.205	09:31:52.538	
17 -	19.571	23.556	102.9	17.409	97.6	1:00.536	09:32:53.074	
18 -	19.585	23.839	101.8	17.375	97.5	1:00.799	09:33:53.873	
19 -	19.444	23.512	103.4	17.164	97.2	1:00.120	09:34:53.993	
20 -	19.425	<b>23.260</b>	101.9	17.196	97.1	<b>59.881 (1)</b>	<b>09:35:53.874</b>	
21 -	19.454	23.441	102.7	17.104	97.6	59.999 (2)	09:36:53.873	
22 -	<b>19.394</b>	23.550	103.7	<b>17.095</b>	97.1	1:00.039 (3)	09:37:53.912	

<b>P8 12</b>		<b>Edward RENDELL</b>		Honda - Banks Racing				
LAP	SECTOR 1	SECTOR 2	SECTOR 3	LAP TIME	MPH	DIFF	TIME OF DAY	
1 -	OUTLAP	27.694	91.9	20.026	93.3		09:17:05.184	
2 -	22.885	26.078	100.3	19.662	95.5	1:08.625	09:18:13.809	
3 -	22.423	25.445	102.2	18.708	95.4	1:06.576	09:19:20.385	
4 -	20.992	24.568	102.4	18.134	96.4	1:03.694	09:20:24.079	
5 -	20.870	24.284	102.4	17.947	95.8	1:03.101	09:21:27.180	
6 -	20.494	24.169	103.0	17.782	96.5	1:02.445	09:22:29.625	
7 -	20.345	23.872	103.7	17.870	96.1	1:02.087	09:23:31.712	
8 -	21.245	23.722	102.6	17.765	96.4	1:02.732	09:24:34.444	
9 -	20.140	23.604	103.5	17.432	96.1	1:01.176	09:25:35.620	
10 -	19.847	23.726	102.4	17.807	95.5	1:01.380	09:26:37.000	

Weather / Track : Cloudy / Dry

Knockhill  
Circuit Length = 1.2713 miles  
Start: 09:15 Flag 09:40 End: 09:41

# MCRCB BULLETIN TK094

## 2013 MCE British Superbike Championship - Round 4

### 2013 Monster Energy British Motostar Championship

#### QUALIFYING 1 - SECTOR ANALYSIS

SECTOR 1 = FL to I1, SECTOR 2 = I1 to I2, SECTOR 3 = I2 to FL, DIFF = Difference To Personal Best Lap

11 -	20.265	24.502	102.7	20.722	36.5	1:05.489	69.88	5.599	09:27:42.489
12 -	OUTLAP	28.532	100.6	18.216	96.1	3:25.591	22.26	2:25.701	09:31:08.080
13 -	20.926	24.068	<b>104.5</b>	17.862	96.5	1:02.856	72.81	2.966	09:32:10.936
14 -	19.991	23.841	102.1	17.395	98.1	1:01.227	74.75	1.337	09:33:12.163
15 -	20.112	23.991	104.2	17.304	97.1	1:01.407	74.53	1.517	09:34:13.570
16 -	19.744	23.484	103.2	17.333	97.2	1:00.561	75.57	0.671	09:35:14.131
17 -	19.685	23.289	102.7	17.299	97.9	1:00.273	75.93	0.383	09:36:14.404
18 -	19.511	<b>23.155</b>	102.7	17.312	97.3	59.978 (2)	76.30	0.088	09:37:14.382
19 -	19.718	23.218	102.9	17.250	97.1	1:00.186	76.04	0.296	09:38:14.568
20 -	19.766	23.176	103.7	<b>17.192</b>	<b>98.2</b>	1:00.134 (3)	76.10	0.244	09:39:14.702
21 -	<b>19.483</b>	23.211	103.0	17.196	<b>98.2</b>	<b>59.890 (1)</b>	<b>76.41</b>		<b>09:40:14.592</b>

P9	34 M3	Jordan WEAVING			KTM - Jordan Racing / Burkert				
LAP	SECTOR 1	SECTOR 2	SECTOR 3	LAP TIME	MPH	DIFF	TIME OF DAY		
1 -	OUTLAP	27.267	100.0	19.434	97.5		09:23:01.552		
2 -	22.083	26.065	103.4	22.208	33.6	1:10.356	65.05	10.447	09:24:11.908
3 -	OUTLAP	25.375	106.8	18.187	100.3	2:20.674	32.53	1:20.765	09:26:32.582
4 -	20.848	24.266	108.2	17.587	101.5	1:02.701	72.99	2.792	09:27:35.283
5 -	20.141	23.849	107.5	17.428	101.3	1:01.418	74.51	1.509	09:28:36.701
6 -	20.122	23.609	<b>109.1</b>	17.104	102.9	1:00.835	75.23	0.926	09:29:37.536
7 -	19.927	23.545	108.7	20.199	40.0	1:03.671	71.88	3.762	09:30:41.207
8 -	OUTLAP	25.283	106.0	17.974	101.5	3:18.507	23.05	2:18.598	09:33:59.714
9 -	20.558	33.736	105.8	17.792	101.2	1:12.086	63.49	12.177	09:35:11.800
10 -	19.806	23.520	107.3	17.277	102.4	1:00.603	75.52	0.694	09:36:12.403
11 -	19.820	23.453	108.0	17.490	101.5	1:00.763	75.32	0.854	09:37:13.166
12 -	19.745	23.414	108.0	17.271	101.8	1:00.430 (3)	75.73	0.521	09:38:13.596
13 -	19.860	23.376	108.5	17.088	103.2	1:00.324 (2)	75.86	0.415	09:39:13.920
14 -	<b>19.633</b>	<b>23.285</b>	108.7	<b>16.991</b>	<b>103.8</b>	<b>59.909 (1)</b>	<b>76.39</b>		<b>09:40:13.829</b>

P10	10	Peter SUTHERLAND			Aprilia - Kinpac Racing				
LAP	SECTOR 1	SECTOR 2	SECTOR 3	LAP TIME	MPH	DIFF	TIME OF DAY		
1 -	OUTLAP	27.860	102.4	19.343	98.6		09:17:13.964		
2 -	22.321	25.911	105.0	18.785	99.1	1:07.017	68.29	6.686	09:18:20.981
3 -	22.921	25.203	106.5	19.130	98.1	1:07.254	68.05	6.923	09:19:28.235
4 -	21.555	24.884	105.5	18.495	98.8	1:04.934	70.48	4.603	09:20:33.169
5 -	21.927	24.688	106.5	18.407	98.6	1:05.022	70.38	4.691	09:21:38.191
6 -	21.495	24.814	<b>108.2</b>	17.919	99.4	1:04.228	71.25	3.897	09:22:42.419
7 -	20.792	23.929	107.7	17.829	99.1	1:02.550	73.16	2.219	09:23:44.969
8 -	20.578	23.748	107.5	17.806	98.9	1:02.132	73.66	1.801	09:24:47.101
9 -	20.768	23.851	107.5	17.687	99.2	1:02.306	73.45	1.975	09:25:49.407
10 -	20.540	23.689	107.7	17.626	99.7	1:01.855	73.99	1.524	09:26:51.262
11 -	20.943	24.072	107.5	17.735	99.8	1:02.750	72.93	2.419	09:27:54.012
12 -	20.550	23.524	106.3	17.453	100.0	1:01.527	74.38	1.196	09:28:55.539
13 -	20.419	23.581	107.3	17.605	99.2	1:01.605	74.29	1.274	09:29:57.144
14 -	21.668	24.216	107.2	17.564	99.4	1:03.448	72.13	3.117	09:31:00.592
15 -	20.364	23.618	107.8	18.688	98.9	1:02.670	73.02	2.339	09:32:03.262
16 -	20.464	23.544	106.1	17.821	99.2	1:01.829	74.02	1.498	09:33:05.091
17 -	20.684	23.848	106.0	17.502	100.1	1:02.034	73.77	1.703	09:34:07.125
18 -	20.354	24.211	105.3	17.729	98.9	1:02.294	73.47	1.963	09:35:09.419
19 -	20.013	23.304	106.8	17.314	100.1	1:00.631 (2)	75.48	0.300	09:36:10.050
20 -	<b>19.896</b>	23.314	106.8	17.474	100.0	1:00.684 (3)	75.41	0.353	09:37:10.734
21 -	20.027	23.294	106.6	17.511	99.7	1:00.832	75.23	0.501	09:38:11.566
22 -	20.425	23.904	105.3	17.360	100.0	1:01.689	74.19	1.358	09:39:13.255
23 -	19.935	<b>23.283</b>	106.6	<b>17.113</b>	<b>100.6</b>	<b>1:00.331 (1)</b>	<b>75.86</b>		<b>09:40:13.586</b>

P11	86	Bradley HUGHES			KTM - Creswell Racing				
LAP	SECTOR 1	SECTOR 2	SECTOR 3	LAP TIME	MPH	DIFF	TIME OF DAY		
1 -	OUTLAP	29.470	93.8	20.342	93.4		09:18:22.031		
2 -	23.198	26.746	100.6	20.136	93.3	1:10.080	65.30	9.591	09:19:32.111
3 -	22.076	26.578	100.4	19.458	94.9	1:08.112	67.19	7.623	09:20:40.223
4 -	21.614	25.336	101.5	18.697	95.0	1:05.647	69.71	5.158	09:21:45.870
5 -	21.466	25.078	100.6	18.296	95.7	1:04.840	70.58	4.351	09:22:50.710

Weather / Track : Cloudy / Dry

Knockhill  
Circuit Length = 1.2713 miles  
Start: 09:15 Flag 09:40 End: 09:41

## 2013 MCE British Superbike Championship - Round 4

## 2013 Monster Energy British Motostar Championship

## QUALIFYING 1 - SECTOR ANALYSIS

SECTOR 1 = FL to I1, SECTOR 2 = I1 to I2, SECTOR 3 = I2 to FL, DIFF = Difference To Personal Best Lap

6 -	21.279	25.223	100.9	18.335	95.5	1:04.837	70.58	4.348	09:23:55.547
7 -	21.137	24.213	101.6	17.944	95.4	1:03.294	72.30	2.805	09:24:58.841
8 -	20.699	23.864	102.6	17.730	96.4	1:02.293	73.47	1.804	09:26:01.134
9 -	20.672	23.976	<b>104.3</b>	17.756	96.0	1:02.404	73.34	1.915	09:27:03.538
10 -	21.156	26.389	93.5	23.067	40.6	1:10.612	64.81	10.123	09:28:14.150
11 -	OUTLAP	25.644	99.8	18.566	94.5	2:53.646	26.35	1:53.157	09:31:07.796
12 -	20.971	24.182	101.5	18.743	95.4	1:03.896	71.62	3.407	09:32:11.692
13 -	20.581	23.793	102.4	17.802	96.4	1:02.176	73.60	1.687	09:33:13.868
14 -	20.465	24.572	98.8	18.012	96.2	1:03.049	72.59	2.560	09:34:16.917
15 -	20.775	24.817	101.8	17.798	95.7	1:03.390	72.20	2.901	09:35:20.307
16 -	20.628	24.896	100.6	17.927	96.5	1:03.451	72.13	2.962	09:36:23.758
17 -	19.950	23.463	100.0	17.664	96.5	1:01.077 (3)	74.93	0.588	09:37:24.835
18 -	20.147	23.414	100.9	17.552	96.6	1:01.113	74.89	0.624	09:38:25.948
19 -	20.019	<b>23.168</b>	101.0	17.452	96.4	1:00.639 (2)	75.47	0.150	09:39:26.587
20 -	<b>19.793</b>	23.321	100.7	<b>17.375</b>	<b>97.2</b>	<b>1:00.489 (1)</b>	<b>75.66</b>		<b>09:40:27.076</b>

P12	22	Stephanie WADDELOW				Aprilia - Moto Strada			
LAP	SECTOR 1	SECTOR 2	SECTOR 3	LAP TIME	MPH	DIFF	TIME OF DAY		
1 -	OUTLAP	31.708	93.7	21.136	97.5		09:16:59.430		
2 -	25.138	28.094	100.4	20.912	99.5	1:14.144	13.326	09:18:13.574	
3 -	23.756	26.683	100.9	18.740	101.2	1:09.179	8.361	09:19:22.753	
4 -	22.269	25.602	107.0	18.425	101.2	1:06.296	69.03	5.478	09:20:29.049
5 -	21.917	25.007	106.6	17.917	101.3	1:04.841	70.58	4.023	09:21:33.890
6 -	21.494	24.671	107.8	17.499	102.2	1:03.664	71.88	2.846	09:22:37.554
7 -	20.884	24.164	108.4	17.830	101.8	1:02.878	72.78	2.060	09:23:40.432
8 -	21.220	24.129	108.2	17.568	102.1	1:02.917	72.74	2.099	09:24:43.349
9 -	21.364	24.335	107.5	18.170	100.6	1:03.869	71.65	3.051	09:25:47.218
10 -	21.027	23.827	107.8	17.704	101.6	1:02.558	73.16	1.740	09:26:49.776
11 -	20.754	25.013	101.6	23.881	34.8	1:09.648	65.71	8.830	09:27:59.424
12 -	OUTLAP	26.502	103.2	18.491	101.2	3:37.232	21.06	2:36.414	09:31:36.656
13 -	20.886	24.280	107.3	17.675	102.7	1:02.841	72.83	2.023	09:32:39.497
14 -	20.710	24.014	107.0	17.734	102.4	1:02.458	73.27	1.640	09:33:41.955
15 -	20.483	23.752	108.2	17.375	103.2	1:01.610	74.28	0.792	09:34:43.565
16 -	20.187	23.609	107.7	17.649	102.1	1:01.445	74.48	0.627	09:35:45.010
17 -	<b>20.066</b>	23.461	108.2	17.789	101.5	1:01.316	74.64	0.498	09:36:46.326
18 -	20.424	23.328	<b>109.2</b>	17.461	102.9	1:01.213 (3)	74.76	0.395	09:37:47.539
19 -	20.331	<b>23.288</b>	109.1	<b>17.199</b>	<b>103.4</b>	<b>1:00.818 (1)</b>	<b>75.25</b>		<b>09:38:48.357</b>
20 -	20.248	23.295	107.5	17.454	102.9	1:00.997 (2)	75.03	0.179	09:39:49.354
21 -	21.743	24.469	105.8	17.404	102.7	1:03.616	71.94	2.798	09:40:52.970

P13	77	Jason VERNON				Honda - SGR Racing			
LAP	SECTOR 1	SECTOR 2	SECTOR 3	LAP TIME	MPH	DIFF	TIME OF DAY		
1 -	OUTLAP	27.824	99.2	19.483	94.7		09:16:49.413		
2 -	21.285	25.530	102.2	18.844	95.8	1:05.659	69.70	4.491	09:17:55.072
3 -	21.430	26.391	101.3	18.575	96.0	1:06.396	68.93	5.228	09:19:01.468
4 -	20.880	25.072	102.2	22.381	31.3	1:08.333	66.97	7.165	09:20:09.801
5 -	OUTLAP	25.157	101.8	18.222	96.1	2:05.781	36.38	1:04.613	09:22:15.582
6 -	20.516	24.707	102.9	17.970	96.5	1:03.193	72.42	2.025	09:23:18.775
7 -	20.382	24.468	103.0	17.973	94.9	1:02.823	72.85	1.655	09:24:21.598
8 -	20.302	24.926	103.4	18.426	97.2	1:03.654	71.90	2.486	09:25:25.252
9 -	20.308	23.989	<b>104.2</b>	17.689	97.3	1:01.986	73.83	0.818	09:26:27.238
10 -	20.480	24.195	103.7	17.793	96.8	1:02.468	73.26	1.300	09:27:29.706
11 -	20.122	24.059	102.4	17.816	95.3	1:01.997	73.82	0.829	09:28:31.703
12 -	20.073	23.780	103.7	17.958	96.6	1:01.811	74.04	0.643	09:29:33.514
13 -	21.128	24.093	103.2	17.925	95.5	1:03.146	72.47	1.978	09:30:36.660
14 -	19.902	23.945	102.7	17.754	96.2	1:01.601	74.29	0.433	09:31:38.261
15 -	20.123	24.634	103.8	18.019	97.2	1:02.776	72.90	1.608	09:32:41.037
16 -	20.986	24.461	102.7	18.047	<b>98.8</b>	1:03.494	72.08	2.326	09:33:44.531
17 -	20.630	<b>23.626</b>	103.8	17.687	94.9	1:01.943	73.88	0.775	09:34:46.474
18 -	19.945	23.945	101.9	17.772	96.5	1:01.662	74.22	0.494	09:35:48.136
19 -	<b>19.883</b>	23.839	102.4	17.684	96.6	1:01.406 (3)	74.53	0.238	09:36:49.542
20 -	19.889	23.806	103.8	17.571	96.8	1:01.266 (2)	74.70	0.098	09:37:50.808
21 -	19.949	23.934	102.9	17.589	97.6	1:01.472	74.45	0.304	09:38:52.280

Weather / Track : Cloudy / Dry

Knockhill

Circuit Length = 1.2713 miles

Start: 09:15 Flag 09:40 End: 09:41



MCRCB BULLETIN TK094

2013 MCE British Superbike Championship - Round 4

2013 Monster Energy British Motostar Championship

QUALIFYING 1 - SECTOR ANALYSIS

SECTOR 1 = FL to I1, SECTOR 2 = I1 to I2, SECTOR 3 = I2 to FL, DIFF = Difference To Personal Best Lap

22 -	<b>19.883</b>	23.757	102.2	<b>17.528</b>	97.5	<b>1:01.168 (1)</b>	<b>74.82</b>		<b>09:39:53.448</b>
23 -	20.961	24.821	100.7	18.288	96.0	1:04.070	71.43	2.902	09:40:57.518

P14	72	Ricky TARREN			Honda - Cresswell Racing				
LAP	SECTOR 1	SECTOR 2	SECTOR 3	LAP TIME	MPH	DIFF	TIME OF DAY		
1 -	OUTLAP	28.327	94.1	25.885	33.9				09:17:27.806
2 -	OUTLAP	25.767	101.3	18.868	93.9	3:07.947	24.35	2:06.706	09:20:35.753
3 -	21.315	25.220	101.5	18.459	93.5	1:04.994	70.41	3.753	09:21:40.747
4 -	20.844	24.480	100.3	18.153	94.1	1:03.477	72.10	2.236	09:22:44.224
5 -	20.817	24.280	101.3	18.184	94.6	1:03.281	72.32	2.040	09:23:47.505
6 -	20.817	24.224	101.3	17.882	94.2	1:02.923	72.73	1.682	09:24:50.428
7 -	20.713	23.928	100.9	17.788	94.2	1:02.429	73.31	1.188	09:25:52.857
8 -	20.496	23.914	<b>101.6</b>	17.717	94.1	1:02.127	73.66	0.886	09:26:54.984
9 -	20.463	24.037	100.6	17.668	94.6	1:02.168	73.61	0.927	09:27:57.152
10 -	20.354	23.990	99.8	17.949	94.1	1:02.293	73.47	1.052	09:28:59.445
11 -	20.351	23.854	101.3	17.840	94.3	1:02.045	73.76	0.804	09:30:01.490
12 -	20.768	24.180	100.1	17.686	94.5	1:02.634	73.07	1.393	09:31:04.124
13 -	20.244	23.735	101.5	17.725	94.9	1:01.704	74.17	0.463	09:32:05.828
14 -	20.755	25.063	100.9	18.468	94.9	1:04.286	71.19	3.045	09:33:10.114
15 -	21.350	24.642	100.1	17.768	94.3	1:03.760	71.78	2.519	09:34:13.874
16 -	<b>20.098</b>	23.881	100.7	17.702	94.1	1:01.681 (3)	74.20	0.440	09:35:15.555
17 -	20.645	28.393	79.3	19.420	<b>95.3</b>	1:08.458	66.85	7.217	09:36:24.013
18 -	20.158	23.975	99.8	17.667	93.8	1:01.800	74.05	0.559	09:37:25.813
19 -	20.135	<b>23.531</b>	100.3	<b>17.575</b>	94.1	<b>1:01.241 (1)</b>	<b>74.73</b>		<b>09:38:27.054</b>
20 -	20.107	23.547	99.5	17.747	94.1	1:01.401 (2)	74.53	0.160	09:39:28.455

P15	13 M3	Sam BURMAN			Honda - WNT / Burman Racing				
LAP	SECTOR 1	SECTOR 2	SECTOR 3	LAP TIME	MPH	DIFF	TIME OF DAY		
1 -		28.075	104.6	18.833	100.1				09:16:15.536
2 -	22.699	26.313	107.5	18.308	100.3	1:07.320	67.98	5.854	09:17:22.856
3 -	21.497	25.478	106.8	18.174	101.0	1:05.149	70.25	3.683	09:18:28.005
4 -	21.265	25.780	105.6	18.070	100.3	1:05.115	70.28	3.649	09:19:33.120
5 -	21.597	26.107	106.6	18.475	100.1	1:06.179	69.15	4.713	09:20:39.299
6 -	21.589	25.489	106.8	17.673	100.9	1:04.751	70.68	3.285	09:21:44.050
7 -	21.080	25.412	107.0	17.736	101.3	1:04.228	71.25	2.762	09:22:48.278
8 -	20.850	24.924	107.3	17.702	101.3	1:03.476	72.10	2.010	09:23:51.754
9 -	20.829	24.851	107.3	17.721	101.0	1:03.401	72.18	1.935	09:24:55.155
10 -	20.821	24.639	107.3	17.516	101.5	1:02.976	72.67	1.510	09:25:58.131
11 -	20.881	24.604	107.3	17.653	101.5	1:03.138	72.48	1.672	09:27:01.269
12 -	20.732	24.740	106.8	17.485	101.6	1:02.957	72.69	1.491	09:28:04.226
13 -	20.642	24.434	107.2	17.339	101.6	1:02.415	73.32	0.949	09:29:06.641
14 -	20.637	24.423	107.0	17.260	102.2	1:02.320	73.43	0.854	09:30:08.961
15 -	20.610	24.450	107.7	17.337	102.1	1:02.397	73.34	0.931	09:31:11.358
16 -	20.418	24.202	107.7	17.816	100.9	1:02.436	73.30	0.970	09:32:13.794
17 -	20.450	24.296	107.8	17.352	102.1	1:02.098	73.70	0.632	09:33:15.892
18 -	20.487	24.177	107.7	17.423	<b>102.4</b>	1:02.087	73.71	0.621	09:34:17.979
19 -	20.565	24.331	<b>108.0</b>	17.981	101.6	1:02.877	72.78	1.411	09:35:20.856
20 -	20.638	24.870	107.7	17.941	101.3	1:03.449	72.13	1.983	09:36:24.305
21 -	20.786	24.246	<b>108.0</b>	17.303	101.9	1:02.335	73.42	0.869	09:37:26.640
22 -	<b>20.316</b>	<b>23.930</b>	107.7	17.453	100.9	1:01.699 (2)	74.17	0.233	09:38:28.339
23 -	20.384	23.965	107.3	<b>17.117</b>	102.2	<b>1:01.466 (1)</b>	<b>74.46</b>		<b>09:39:29.805</b>
24 -	20.569	24.131	107.2	17.175	102.2	1:01.875 (3)	73.96	0.409	09:40:31.680

P16	35	Elliot LODGE			Honda - SP125 / SpikeRacing				
LAP	SECTOR 1	SECTOR 2	SECTOR 3	LAP TIME	MPH	DIFF	TIME OF DAY		
1 -	OUTLAP	28.480	100.3	19.605	95.7				09:17:02.582
2 -	23.151	27.694	102.1	20.001	96.2	1:10.846	64.60	9.160	09:18:13.428
3 -	22.553	26.594	104.2	18.697	96.8	1:07.844	67.46	6.158	09:19:21.272
4 -	21.788	25.495	102.7	18.295	97.8	1:05.578	69.79	3.892	09:20:26.850
5 -	21.946	25.171	102.9	18.355	96.9	1:05.472	69.90	3.786	09:21:32.322
6 -	21.385	24.591	103.5	17.980	97.8	1:03.956	71.56	2.270	09:22:36.278
7 -	21.362	24.755	103.4	17.881	97.5	1:03.998	71.51	2.312	09:23:40.276

Weather / Track : Cloudy / Dry

Knockhill

Circuit Length = 1.2713 miles

Start: 09:15 Flag 09:40 End: 09:41

# MCRCB BULLETIN TK094

## 2013 MCE British Superbike Championship - Round 4

## 2013 Monster Energy British Motostar Championship

### QUALIFYING 1 - SECTOR ANALYSIS

SECTOR 1 = FL to I1, SECTOR 2 = I1 to I2, SECTOR 3 = I2 to FL, DIFF = Difference To Personal Best Lap

8 -	21.011	24.389	103.7	18.163	98.3	1:03.563	72.00	1.877	09:24:43.839
9 -	21.299	24.889	103.5	17.859	98.6	1:04.047	71.45	2.361	09:25:47.886
10 -	20.959	24.296	104.0	17.774	98.1	1:03.029	72.61	1.343	09:26:50.915
11 -	20.926	24.474	102.9	17.997	98.5	1:03.397	72.19	1.711	09:27:54.312
12 -	20.650	24.287	102.7	17.640	98.1	1:02.577	73.13	0.891	09:28:56.889
13 -	20.516	23.945	104.2	17.459	98.2	1:01.920 <b>(3)</b>	73.91	0.234	09:29:58.809
14 -	21.029	24.081	<b>105.1</b>	17.587	98.8	1:02.697	72.99	1.011	09:31:01.506
15 -	20.542	24.123	103.8	17.841	98.8	1:02.506	73.22	0.820	09:32:04.012
16 -	21.438	24.052	103.4	17.340	98.6	1:02.830	72.84	1.144	09:33:06.842
<b>17 -</b>	<b>20.613</b>	<b>23.799</b>	104.2	<b>17.274</b>	98.5	<b>1:01.686 (1)</b>	<b>74.19</b>		<b>09:34:08.528</b>
18 -	20.433	24.127	104.2	21.426	28.5	1:05.986	69.35	4.300	09:35:14.514
19 -	OUTLAP	25.635	102.1	17.789	97.9	2:25.946	31.35	1:24.260	09:37:40.460
20 -	20.482	23.847	103.8	17.423	98.6	1:01.752 <b>(2)</b>	74.11	0.066	09:38:42.212
21 -	20.392	24.154	103.4	17.484	97.6	1:02.030	73.78	0.344	09:39:44.242
22 -	<b>20.380</b>	24.069	104.0	17.680	<b>98.9</b>	1:02.129	73.66	0.443	09:40:46.371

<b>P17 36</b>		<b>Jayson URIBE</b>		Honda - Rock and Sons Racing					
LAP	SECTOR 1	SECTOR 2	SECTOR 3	LAP TIME	MPH	DIFF	TIME OF DAY		
1 -	OUTLAP	29.852	98.6	20.908	94.1		09:16:26.017		
2 -	23.949	27.189	101.0	18.940	95.7	1:10.078	8.297	09:17:36.095	
3 -	22.120	26.283	101.5	18.694	95.5	1:07.097	5.316	09:18:43.192	
4 -	21.528	25.157	101.5	18.085	96.0	1:04.770	2.989	09:19:47.962	
5 -	21.241	24.633	103.7	17.871	96.6	1:03.745	1.964	09:20:51.707	
6 -	21.852	25.995	103.5	18.001	96.5	1:05.848	4.067	09:21:57.555	
7 -	21.274	24.748	103.2	17.969	96.9	1:03.991	2.210	09:23:01.546	
8 -	22.020	24.878	103.4	18.191	97.3	1:05.089	3.308	09:24:06.635	
9 -	20.941	24.336	102.7	17.320	96.8	1:02.597	0.816	09:25:09.232	
10 -	20.979	24.313	102.4	17.520	96.1	1:02.812	1.031	09:26:12.044	
11 -	21.403	24.319	102.2	17.605	97.3	1:03.327	1.546	09:27:15.371	
12 -	20.353	24.418	101.9	<b>17.280</b>	<b>97.8</b>	1:02.051 <b>(2)</b>	0.270	09:28:17.422	
<b>13 -</b>	<b>20.430</b>	<b>24.025</b>	103.0	17.326	97.5	<b>1:01.781 (1)</b>		<b>09:29:19.203</b>	
14 -	<b>20.223</b>	24.544	101.3	17.302	<b>97.8</b>	1:02.069 <b>(3)</b>	0.288	09:30:21.272	
15 -	20.372	24.571	101.6	17.885	90.5	1:02.828	1.047	09:31:24.100	
16 -	21.424	24.312	<b>104.0</b>	19.166	96.5	1:04.902	3.121	09:32:29.002	

<b>P18 41</b>		<b>Milo WARD</b>		Luyten Honda - FPW Racing					
LAP	SECTOR 1	SECTOR 2	SECTOR 3	LAP TIME	MPH	DIFF	TIME OF DAY		
1 -	OUTLAP	30.033	95.5	21.205	94.9		09:17:52.098		
2 -	23.512	27.186	102.2	19.512	94.9	1:10.210	7.659	09:19:02.308	
3 -	22.539	26.874	102.7	18.929	96.2	1:08.342	5.791	09:20:10.650	
4 -	23.199	26.142	103.4	18.773	95.3	1:08.114	5.563	09:21:18.764	
5 -	22.240	25.994	104.5	18.839	95.4	1:07.073	4.522	09:22:25.837	
6 -	21.529	25.563	103.4	18.486	96.2	1:05.578	3.027	09:23:31.415	
7 -	21.676	25.427	103.7	18.418	95.8	1:05.521	2.970	09:24:36.936	
8 -	21.444	25.368	102.7	17.909	96.8	1:04.721	2.170	09:25:41.657	
9 -	21.185	25.270	101.9	17.841	<b>97.1</b>	1:04.296	1.745	09:26:45.953	
10 -	21.286	24.885	102.1	18.244	96.4	1:04.415	1.864	09:27:50.368	
11 -	20.520	24.726	101.5	17.683	96.8	1:02.929 <b>(2)</b>	0.378	09:28:53.297	
12 -	20.540	24.680	102.7	18.136	94.9	1:03.356 <b>(3)</b>	0.805	09:29:56.653	
<b>13 -</b>	<b>20.616</b>	24.512	103.0	<b>17.423</b>	96.5	<b>1:02.551 (1)</b>		<b>09:30:59.204</b>	

<b>P19 27</b>		<b>Thomas LODGE</b>		Honda - RS Racing					
LAP	SECTOR 1	SECTOR 2	SECTOR 3	LAP TIME	MPH	DIFF	TIME OF DAY		
1 -	OUTLAP	30.727	102.2	20.702	97.5		09:16:30.344		
2 -	22.429	26.389	106.6	18.857	100.7	1:07.675	4.566	09:17:38.019	
3 -	21.222	26.292	107.8	18.871	99.2	1:06.385	3.276	09:18:44.404	
4 -	21.116	25.070	107.5	18.097	101.3	1:04.283	1.174	09:19:48.687	
5 -	21.302	32.964	53.8	26.799	30.7	1:21.065	17.956	09:21:09.752	
6 -	OUTLAP	25.820	107.3	19.259	97.9	1:45.865	42.756	09:22:55.617	
7 -	20.920	24.649	108.9	18.588	100.9	1:04.157	1.048	09:23:59.774	
8 -	<b>20.269</b>	24.444	108.5	18.707	99.8	1:03.420 <b>(3)</b>	0.311	09:25:03.194	
9 -	20.470	<b>24.225</b>	109.4	18.700	101.9	1:03.395 <b>(2)</b>	0.286	09:26:06.589	

Weather / Track : Cloudy / Dry

Knockhill

Circuit Length = 1.2713 miles

Start: 09:15 Flag 09:40 End: 09:41

2013 MCE British Superbike Championship - Round 4

2013 Monster Energy British Motostar Championship

QUALIFYING 1 - SECTOR ANALYSIS

SECTOR 1 = FL to I1, SECTOR 2 = I1 to I2, SECTOR 3 = I2 to FL, DIFF = Difference To Personal Best Lap

10 -	23.377	28.021	78.8	25.719	30.4	1:17.117	59.34	14.008	09:27:23.706
11 -	OUTLAP	27.293	108.2	18.992	101.6	4:13.873	18.02	3:10.764	09:31:37.579
<b>12 -</b>	20.615	24.361	<b>109.6</b>	18.133	<b>102.4</b>	<b>1:03.109 (1)</b>	<b>72.52</b>		<b>09:32:40.688</b>
13 -	20.884	24.560	106.8	18.222	100.7	1:03.666	71.88	0.557	09:33:44.354
14 -	21.243	24.965	107.0	<b>17.979</b>	100.7	1:04.187	71.30	1.078	09:34:48.541
15 -	20.707	24.564	107.3	21.834	36.3	1:07.105	68.20	3.996	09:35:55.646

<b>P20 64 Asher DURHAM</b>		Seel Honda - Repli-Cast UK							
LAP	SECTOR 1	SECTOR 2		SECTOR 3		LAP TIME	MPH	DIFF	TIME OF DAY
1 -	OUTLAP	31.305	101.8	21.467	99.8				09:16:59.045
2 -	25.567	29.392	101.0	21.028	98.2	1:15.987	60.23	12.723	09:18:15.032
3 -	24.729	28.519	93.4	20.575	100.0	1:13.823	61.99	10.559	09:19:28.855
4 -	24.453	27.204	104.0	19.956	99.5	1:11.613	63.90	8.349	09:20:40.468
5 -	23.602	26.914	105.8	19.443	98.9	1:09.959	65.42	6.695	09:21:50.427
6 -	23.411	26.109	107.3	18.837	100.0	1:08.357	66.95	5.093	09:22:58.784
7 -	22.740	25.873	105.5	18.960	99.8	1:07.573	67.73	4.309	09:24:06.357
8 -	22.821	25.778	98.8	23.877	34.9	1:12.476	63.14	9.212	09:25:18.833
9 -	OUTLAP	26.005	105.3	19.087	100.0	2:02.326	37.41	59.062	09:27:21.159
10 -	22.104	25.900	105.6	18.744	99.5	1:06.748	68.56	3.484	09:28:27.907
11 -	21.886	25.079	107.2	18.241	100.9	1:05.206	70.18	1.942	09:29:33.113
12 -	21.905	25.167	106.6	18.288	101.6	1:05.360	70.02	2.096	09:30:38.473
13 -	21.293	24.986	107.5	18.330	100.6	1:04.609	70.83	1.345	09:31:43.082
14 -	21.300	24.906	107.0	18.441	100.7	1:04.647	70.79	1.383	09:32:47.729
15 -	22.604	26.591	95.0	21.785	43.1	1:10.980	64.47	7.716	09:33:58.709
16 -	OUTLAP	26.792	101.9	18.921	101.3	2:26.821	31.17	1:23.557	09:36:25.530
17 -	21.397	24.889	107.0	18.348	101.0	1:04.634	70.81	1.370	09:37:30.164
18 -	<b>20.902</b>	24.511	107.2	18.240	101.3	1:03.653 (3)	71.90	0.389	09:38:33.817
19 -	21.195	<b>24.375</b>	<b>107.8</b>	<b>17.888</b>	100.4	1:03.458 (2)	72.12	0.194	09:39:37.275
<b>20 -</b>	20.930	24.403	107.5	17.931	<b>101.9</b>	<b>1:03.264 (1)</b>	<b>72.34</b>		<b>09:40:40.539</b>

<b>P21 44 Jake BAYFORD</b>		Honda - j4ke com							
LAP	SECTOR 1	SECTOR 2		SECTOR 3		LAP TIME	MPH	DIFF	TIME OF DAY
1 -	OUTLAP	30.562	100.6	21.448	96.0				09:16:57.033
2 -	25.649	28.927	92.6	21.673	92.9	1:16.249	60.02	12.759	09:18:13.282
3 -	25.106	29.863	76.8	27.316	31.4	1:22.285	55.62	18.795	09:19:35.567
4 -	OUTLAP	27.938	101.8	20.171	96.1	2:23.765	31.83	1:20.275	09:21:59.332
5 -	23.410	27.253	102.1	19.743	94.1	1:10.406	65.00	6.916	09:23:09.738
6 -	23.221	26.519	101.9	19.358	94.3	1:09.098	66.23	5.608	09:24:18.836
7 -	22.283	26.118	102.7	18.798	<b>96.8</b>	1:07.199	68.10	3.709	09:25:26.035
8 -	22.211	25.868	102.1	19.301	95.0	1:07.380	67.92	3.890	09:26:33.415
9 -	21.992	25.765	103.0	18.442	94.3	1:06.199	69.13	2.709	09:27:39.614
10 -	21.791	25.662	101.2	18.382	96.0	1:05.835	69.51	2.345	09:28:45.449
11 -	21.628	25.373	103.7	18.282	94.9	1:05.283	70.10	1.793	09:29:50.732
12 -	21.692	25.107	101.8	18.622	95.8	1:05.421	69.95	1.931	09:30:56.153
13 -	21.258	26.132	97.1	19.491	95.4	1:06.881	68.43	3.391	09:32:03.034
14 -	22.751	25.348	102.2	18.360	96.1	1:06.459	68.86	2.969	09:33:09.493
15 -	21.713	25.478	104.0	18.316	96.0	1:05.507	69.86	2.017	09:34:15.000
16 -	21.006	25.365	101.9	18.020	95.3	1:04.391	71.07	0.901	09:35:19.391
17 -	21.397	25.585	103.2	18.771	96.5	1:05.753	69.60	2.263	09:36:25.144
18 -	20.852	24.966	101.6	18.094	96.2	1:03.912 (3)	71.61	0.422	09:37:29.056
<b>19 -</b>	<b>20.498</b>	24.753	102.1	18.239	96.4	<b>1:03.490 (1)</b>	<b>72.08</b>		<b>09:38:32.546</b>
20 -	21.171	24.676	<b>104.2</b>	18.099	96.0	1:03.946	71.57	0.456	09:39:36.492
21 -	21.045	<b>24.516</b>	103.0	<b>17.951</b>	95.4	1:03.512 (2)	72.06	0.022	09:40:40.004

<b>P22 65 Josh OWENS</b>		Honda - Trax Hydraulics							
LAP	SECTOR 1	SECTOR 2		SECTOR 3		LAP TIME	MPH	DIFF	TIME OF DAY
1 -	OUTLAP	32.043	95.7	21.053	92.8				09:16:26.460
2 -	24.233	28.355	97.5	19.823	92.4	1:12.411	63.20	8.112	09:17:38.871
3 -	22.927	27.585	98.2	19.312	92.9	1:09.824	65.54	5.525	09:18:48.695
4 -	22.768	26.512	97.6	25.846	22.4	1:15.126	60.92	10.827	09:20:03.821
5 -	OUTLAP	27.192	99.8	19.648	91.3	1:56.501	39.28	52.202	09:22:00.322
6 -	22.719	27.423	100.3	19.525	94.1	1:09.667	65.69	5.368	09:23:09.989

Knockhill  
Circuit Length = 1.2713 miles  
Start: 09:15 Flag 09:40 End: 09:41

**MCRCB BULLETIN TK094**

**2013 MCE British Superbike Championship - Round 4**

**2013 Monster Energy British Motostar Championship**

**QUALIFYING 1 - SECTOR ANALYSIS**

SECTOR 1 = FL to I1, SECTOR 2 = I1 to I2, SECTOR 3 = I2 to FL, DIFF = Difference To Personal Best Lap

7 -	22.785	26.795	98.2	19.046	92.5	1:08.626	66.69	4.327	09:24:18.615
8 -	22.209	25.791	98.5	19.437	92.6	1:07.437	67.86	3.138	09:25:26.052
9 -	22.626	26.576	100.1	19.026	93.4	1:08.228	67.08	3.929	09:26:34.280
10 -	22.037	25.481	100.7	18.558	93.4	1:06.076	69.26	1.777	09:27:40.356
11 -	21.561	25.546	99.8	18.814	92.4	1:05.921	69.42	1.622	09:28:46.277
12 -	21.595	25.032	<b>101.5</b>	18.681	93.8	1:05.308	70.07	1.009	09:29:51.585
13 -	21.393	25.097	100.4	18.725	93.9	1:05.215	70.17	0.916	09:30:56.800
14 -	21.081	25.776	100.3	20.112	92.6	1:06.969	68.34	2.670	09:32:03.769
15 -	22.352	25.422	100.3	19.072	<b>95.4</b>	1:06.846	68.46	2.547	09:33:10.615
16 -	21.644	25.294	101.3	18.680	93.4	1:05.618	69.74	1.319	09:34:16.233
17 -	21.295	24.946	100.0	18.385	94.7	1:04.626 (3)	70.81	0.327	09:35:20.859
18 -	21.936	25.436	98.6	18.818	94.5	1:06.190	69.14	1.891	09:36:27.049
19 -	21.025	25.079	<b>101.5</b>	18.681	93.2	1:04.785	70.64	0.486	09:37:31.834
20 -	<b>21.006</b>	25.024	99.2	18.281	93.4	1:04.311 (2)	71.16	0.012	09:38:36.145
21 -	21.489	<b>24.943</b>	98.3	18.503	93.9	1:04.935	70.48	0.636	09:39:41.080
22 -	21.059	24.966	99.7	<b>18.274</b>	94.1	<b>1:04.299 (1)</b>	<b>71.17</b>		<b>09:40:45.379</b>

<b>P23</b>	<b>21</b>	<b>Jason DOUGLAS</b>			Honda - Banks Racing				
LAP	SECTOR 1	SECTOR 2	SECTOR 3	LAP TIME	MPH	DIFF	TIME OF DAY		
1 -	OUTLAP	28.367	103.4	19.631	95.7		09:18:11.298		
2 -	21.791	25.404	102.1	23.725	29.5	1:10.920 (3)	64.53	4.952	09:19:22.218
3 -	OUTLAP	26.333	103.5	18.478	97.5	2:26.952	31.14	1:20.984	09:21:49.170
4 -	<b>21.410</b>	24.942	100.3	19.616	83.8	<b>1:05.968 (1)</b>	<b>69.37</b>		<b>09:22:55.138</b>
5 -	22.144	<b>24.382</b>	<b>105.8</b>	22.046	33.8	1:08.572 (2)	66.74	2.604	09:24:03.710
6 -	OUTLAP	24.463	105.0	<b>17.822</b>	<b>97.9</b>	1:47.511	42.57	41.543	09:25:51.221

<b>P24</b>	<b>4</b>	<b>Paul McCARTNEY</b>			Honda -				
LAP	SECTOR 1	SECTOR 2	SECTOR 3	LAP TIME	MPH	DIFF	TIME OF DAY		
1 -	OUTLAP	28.757	<b>96.2</b>	20.752	89.5				09:16:26.675
2 -	24.368	28.435	94.2	19.646	92.5	1:12.449 (3)	63.17	3.452	09:17:39.124
3 -	22.885	27.963	94.3	<b>18.921</b>	<b>94.2</b>	1:09.769 (2)	65.59	0.772	09:18:48.893
4 -	<b>22.794</b>	<b>27.170</b>	92.3	19.033	89.5	<b>1:08.997 (1)</b>	<b>66.33</b>		<b>09:19:57.890</b>

**MCRCB BULLETIN TK095****2013 MCE British Superbike Championship - Round 4****2013 Monster Energy British Motostar Championship****QUALIFYING 1 - BEST SPEEDS**

POS	SECTOR 1			SECTOR 2			FINISH LINE		
	NO	NAME	MPH	NO	NAME	MPH	NO	NAME	MPH
1				95	Tarran MACKENZIE	110.9	95	Tarran MACKENZIE	104.2
2				17	Tom CARNE	110.7	66	Joe IRVING	104.0
3				66	Joe IRVING	110.7	34	Jordan WEAVING	103.8
4				27	Thomas LODGE	109.6	22	Stephanie WADDELOW	103.4
5				43	Arnie SHELTON	109.4	40	Joe FRANCIS	102.6
6				22	Stephanie WADDELOW	109.2	13	Sam BURMAN	102.4
7				80	Callum BEY	109.2	27	Thomas LODGE	102.4
8				34	Jordan WEAVING	109.1	17	Tom CARNE	102.1
9				10	Peter SUTHERLAND	108.2	64	Asher DURHAM	101.9
10				40	Joe FRANCIS	108.2	43	Arnie SHELTON	101.5
11				13	Sam BURMAN	108.0	80	Callum BEY	100.7
12				64	Asher DURHAM	107.8	10	Peter SUTHERLAND	100.6
13				21	Jason DOUGLAS	105.8	35	Elliot LODGE	98.9
14				35	Elliot LODGE	105.1	77	Jason VERNON	98.8
15				41	Milo WARD	104.6	12	Edward RENDELL	98.2
16				12	Edward RENDELL	104.5	88	Lewis ROLLO	98.1
17				86	Bradley HUGHES	104.3	21	Jason DOUGLAS	97.9
18				44	Jake BAYFORD	104.2	36	Jayson URIBE	97.8
19				77	Jason VERNON	104.2	86	Bradley HUGHES	97.2
20				36	Jayson URIBE	104.0	41	Milo WARD	97.1
21				88	Lewis ROLLO	103.8	44	Jake BAYFORD	96.8
22				72	Ricky TARREN	101.6	65	Josh OWENS	95.4
23				65	Josh OWENS	101.5	72	Ricky TARREN	95.3
24				4	Paul McCARTNEY	96.2	4	Paul McCARTNEY	94.2

Weather / Track : Cloudy / Dry

Results can be found at [www.tsl-timing.com](http://www.tsl-timing.com)

Knockhill

Circuit Length = 1.2713 miles

Start: 09:15 Flag 09:40 End: 09:41

Printed - 09:44 Saturday, 15 June 2013

**MCRCB BULLETIN TK096**

**2013 MCE British Superbike Championship - Round 4**

**2013 Monster Energy British Motostar Championship**

**QUALIFYING 1 - BEST SECTORS**

SECTOR 1			SECTOR 2			SECTOR 3			IDEAL / BEST COMPARISON						
POS	NO	NAME	TIME	NO	NAME	TIME	NO	NAME	TIME	POS	NO	NAME	IDEAL	BEST	DIFF
1	95	MACKENZIE	19.356	17	CARNE	22.715	40	FRANCIS	16.567				<b>PERFECT LAP</b>	<b>58.638</b>	
2	17	CARNE	19.375	80	BEY	22.758	95	MACKENZIE	16.636	1	95	MACKENZIE	58.814	58.998	0.184
3	80	BEY	19.382	95	MACKENZIE	22.822	66	IRVING	16.832	2	40	FRANCIS	58.911	59.012	0.101
4	88	ROLLO	19.394	40	FRANCIS	22.859	34	WEAVING	16.991	3	17	CARNE	59.143	59.282	0.139
5	66	IRVING	19.399	66	IRVING	23.003	17	CARNE	17.053	4	66	IRVING	59.234	59.347	0.113
6	43	SHELTON	19.448	43	SHELTON	23.021	88	ROLLO	17.095	5	80	BEY	59.326	59.516	0.190
7	12	RENDELL	19.483	12	RENDELL	23.155	10	SUTHERLAND	17.113	6	43	SHELTON	59.651	59.701	0.050
8	40	FRANCIS	19.485	86	HUGHES	23.168	13	BURMAN	17.117	7	88	ROLLO	59.749	59.881	0.132
9	34	WEAVING	19.633	88	ROLLO	23.260	43	SHELTON	17.182	8	12	RENDELL	59.830	59.890	0.060
10	86	HUGHES	19.793	10	SUTHERLAND	23.283	80	BEY	17.186	9	34	WEAVING	59.909	59.909	0.000
11	77	VERNON	19.883	34	WEAVING	23.285	12	RENDELL	17.192	10	10	SUTHERLAND	1:00.292	1:00.331	0.039
12	10	SUTHERLAND	19.896	22	WADDELOW	23.288	22	WADDELOW	17.199	11	86	HUGHES	1:00.336	1:00.489	0.153
13	22	WADDELOW	20.066	72	TARREN	23.531	35	LODGE	17.274	12	22	WADDELOW	1:00.553	1:00.818	0.265
14	72	TARREN	20.098	77	VERNON	23.626	36	URIBE	17.280	13	77	VERNON	1:01.037	1:01.168	0.131
15	41	WARD	20.128	35	LODGE	23.799	86	HUGHES	17.375	14	72	TARREN	1:01.204	1:01.241	0.037
16	36	URIBE	20.223	13	BURMAN	23.930	41	WARD	17.423	15	13	BURMAN	1:01.363	1:01.466	0.103
17	27	LODGE	20.269	36	URIBE	24.025	77	VERNON	17.528	16	35	LODGE	1:01.453	1:01.686	0.233
18	13	BURMAN	20.316	27	LODGE	24.225	72	TARREN	17.575	17	36	URIBE	1:01.528	1:01.781	0.253
19	35	LODGE	20.380	64	DURHAM	24.375	21	DOUGLAS	17.822	18	41	WARD	1:01.957	1:02.551	0.594
20	44	BAYFORD	20.498	21	DOUGLAS	24.382	64	DURHAM	17.888	19	27	LODGE	1:02.473	1:03.109	0.636
21	64	DURHAM	20.902	41	WARD	24.406	44	BAYFORD	17.951	20	44	BAYFORD	1:02.965	1:03.490	0.525
22	65	OWENS	21.006	44	BAYFORD	24.516	27	LODGE	17.979	21	64	DURHAM	1:03.165	1:03.264	0.099
23	21	DOUGLAS	21.410	65	OWENS	24.943	65	OWENS	18.274	22	21	DOUGLAS	1:03.614	1:05.968	2.354
24	4	MCCARTNEY	22.794	4	MCCARTNEY	27.170	4	MCCARTNEY	18.921	23	65	OWENS	1:04.223	1:04.299	0.076
										24	4	MCCARTNEY	1:08.885	1:08.997	0.112

Weather / Track : Cloudy / Dry

Results can be found at [www.tsl-timing.com](http://www.tsl-timing.com)

Knockhill  
 Circuit Length = 1.2713 miles  
 Start: 09:15 Flag 09:40 End: 09:41

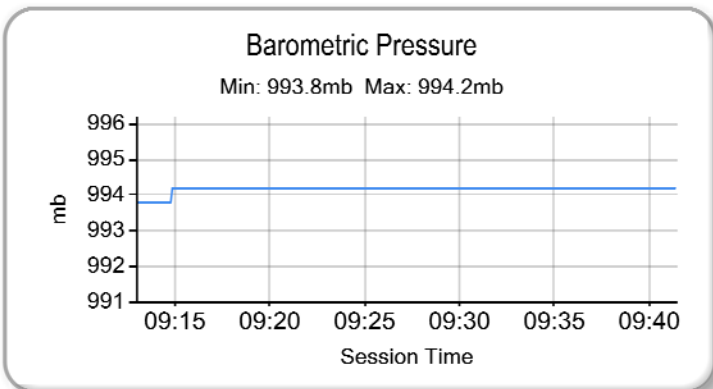
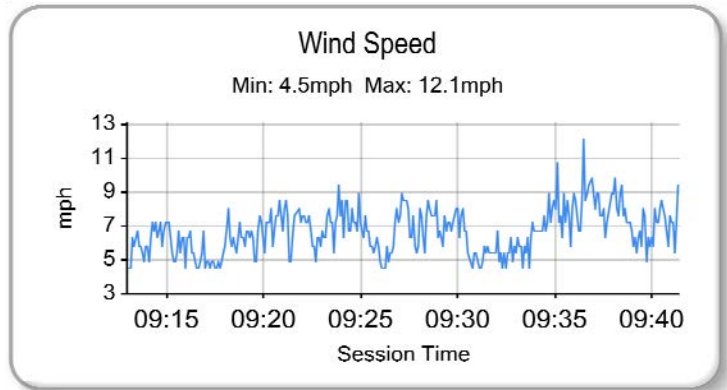
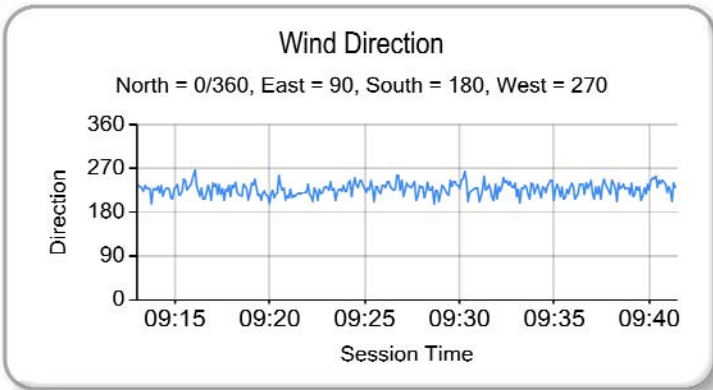
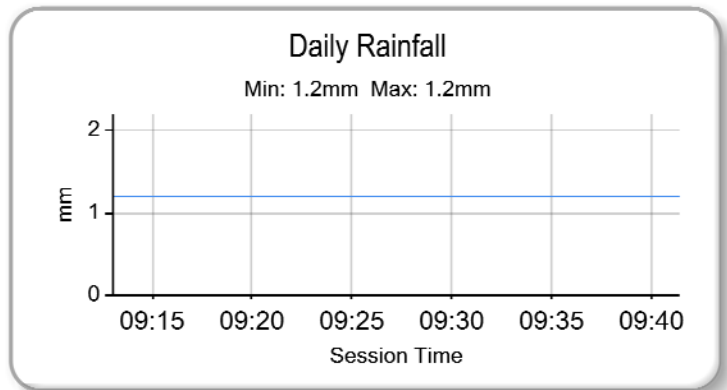
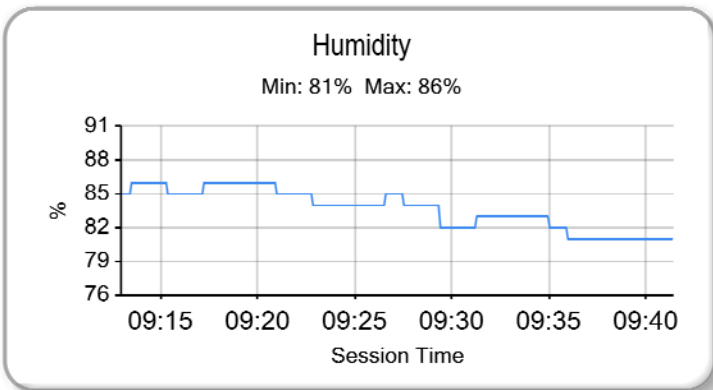
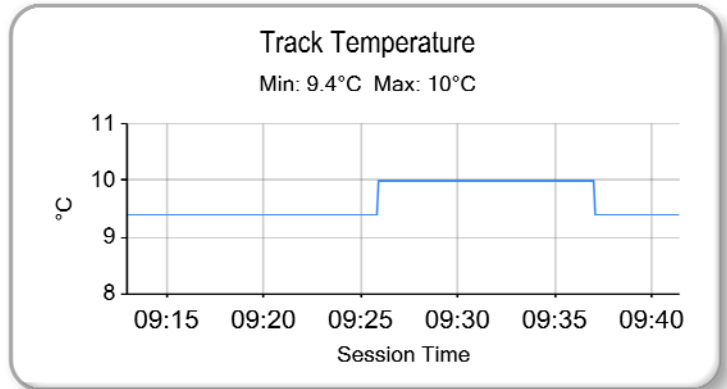
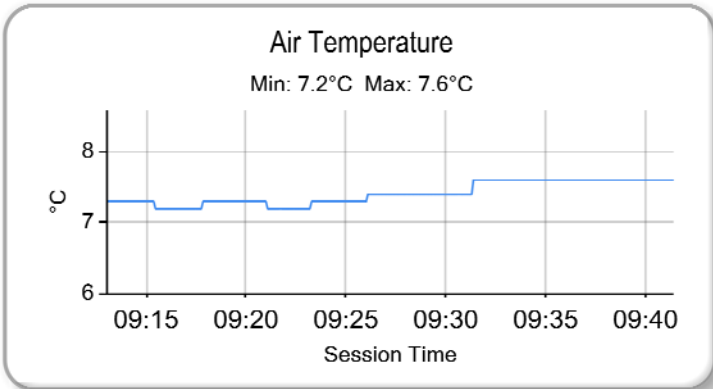
Printed - 09:45 Saturday, 15 June 2013

# MCRCB BULLETIN TK097

## 2013 MCE British Superbike Championship - Round 4

## 2013 Monster Energy British Motostar Championship

### QUALIFYING 1 - WEATHER CONDITIONS



Weather / Track : Cloudy / Dry

Results can be found at [www.tsl-timing.com](http://www.tsl-timing.com)

Knockhill  
Circuit Length = 1.2713 miles  
Start: 09:15 Flag 09:40 End: 09:41

Printed - 09:45 Saturday, 15 June 2013

## QUALIFYING - COMBINED CLASSIFICATION



POS	NO	CL	PIC	NAME	ENTRY	FIRST		SECOND		GAP	DIFF
						TIME	LAPS	TIME	LAPS		
1	66	M3	1	Joe IRVING	KTM - RS Racing / The Toad and Tatie Pub	59.347	23	54.585	25		
2	40	M3	2	Joe FRANCIS	Honda - Team WD40	59.012	19	54.616	25	0.031	0.031
3	95	M3	3	Tarran MACKENZIE	KTM - Redline KTM	58.998	21	54.691	24	0.106	0.075
4	34	M3	4	Jordan WEAVING	KTM - Jordan Racing / Burkert	59.909	14	54.852	26	0.267	0.161
5	17		1	Tom CARNE	Honda - TC Racing / SP125 racing	59.282	24	56.197	25	1.612	1.345
6	43		2	Arnie SHELTON	Honda - e3 motorsport	59.701	21	56.395	18	1.810	0.198
7	10		3	Peter SUTHERLAND	Aprilia - Kinpac Racing	1:00.331	23	56.401	26	1.816	0.006
8	80		4	Callum BEY	Honda - RCD Motorsport	59.516	24	56.490	26	1.905	0.089
9	88		5	Lewis ROLLO	Honda - Lewis Rollo Racing	59.881	22	56.965	25	2.380	0.475
10	21		6	Jason DOUGLAS	Honda - Banks Racing	1:05.968	6	56.973	24	2.388	0.008
11	41		7	Milo WARD	Luyten Honda - FPW Racing	1:02.551	13	57.102	23	2.517	0.129
12	36		8	Jayson URIBE	Honda - Rock and Sons Racing	1:01.781	16	57.114	24	2.529	0.012
13	35		9	Elliot LODGE	Honda - SP125 / SpikeRacing	1:01.686	22	57.180	25	2.595	0.066
14	22		10	Stephanie WADDELOW	Aprilia - Moto Strada	1:00.818	21	57.305	24	2.720	0.125
15	86		11	Bradley HUGHES	KTM - Creswell Racing	1:00.489	20	57.400	24	2.815	0.095
16	12		12	Edward RENDELL	Honda - Banks Racing	59.890	21	57.496	12	2.911	0.096
17	13	M3	5	Sam BURMAN	Honda - WNT / Burman Racing	1:01.466	24	57.564	25	2.979	0.068
18	44		13	Jake BAYFORD	Honda - j4ke.com	1:03.490	21	57.580	25	2.995	0.016
19	64		14	Asher DURHAM	Seel Honda - ReplI-Cast UK	1:03.264	20	57.804	24	3.219	0.224
20	77		15	Jason VERNON	Honda - SGR Racing	1:01.168	23	58.209	23	3.624	0.405
21	72		16	Ricky TARREN	Honda - Cresswell Racing	1:01.241	20	58.388	9	3.803	0.179
22	27		17	Thomas LODGE	Honda - RS Racing	1:03.109	15	59.507	18	4.922	1.119
23	65		18	Josh OWENS	Honda - Trax Hydraulics	1:04.299	22	59.860	23	5.275	0.353
QUALIFYING LAPTIME (110.0% of 54.585) = 1:00.043											
24	4		19	Paul McCARTNEY	Honda -	1:08.997	4	1:01.061	5	6.476	1.201

Weather / Track : Cloudy / Dry

These results are provisional until the conclusion of any judicial and technical matters.

Knockhill

Circuit Length = 1.2713 miles

Start: 14:05 Flag 14:30 End: 14:31

Race Director :

Stewards :

Timekeeper :

Results can be found at [www.britishsuperbike.com](http://www.britishsuperbike.com)

Printed - 14:31 Saturday, 15 June 2013



## QUALIFYING 2 - CLASSIFICATION



POS	NO	CL	PIC NAME	ENTRY	TIME	ON	LAPS	GAP	DIFF	MPH
1	66	M3	1 Joe IRVING	KTM - RS Racing / The Toad and Tatle Pub	54.585	18	25			83.84
2	40	M3	2 Joe FRANCIS	Honda - Team WD40	54.616	24	25	0.031	0.031	83.79
3	95	M3	3 Tarran MACKENZIE	KTM - Redline KTM	54.691	22	24	0.106	0.075	83.68
4	34	M3	4 Jordan WEAVING	KTM - Jordan Racing / Burkert	54.852	25	26	0.267	0.161	83.43
5	17		1 Tom CARNE	Honda - TC Racing / SP125 racing	56.197	9	25	1.612	1.345	81.44
6	43		2 Arnie SHELTON	Honda - e3 motorsport	56.395	13	18	1.810	0.198	81.15
7	10		3 Peter SUTHERLAND	Aprilia - Kinpac Racing	56.401	25	26	1.816	0.006	81.14
8	80		4 Callum BEY	Honda - RCD Motorsport	56.490	23	26	1.905	0.089	81.01
9	88		5 Lewis ROLLO	Honda - Lewis Rollo Racing	56.965	24	25	2.380	0.475	80.34
10	21		6 Jason DOUGLAS	Honda - Banks Racing	56.973	13	24	2.388	0.008	80.33
11	41		7 Milo WARD	Luyten Honda - FPW Racing	57.102	20	23	2.517	0.129	80.15
12	36		8 Jayson URIBE	Honda - Rock and Sons Racing	57.114	23	24	2.529	0.012	80.13
13	35		9 Elliot LODGE	Honda - SP125 / SpikeRacing	57.180	18	25	2.595	0.066	80.04
14	22		10 Stephanie WADDELOW	Aprilia - Moto Strada	57.305	20	24	2.720	0.125	79.86
15	86		11 Bradley HUGHES	KTM - Creswell Racing	57.400	23	24	2.815	0.095	79.73
16	12		12 Edward RENDELL	Honda - Banks Racing	57.496	4	12	2.911	0.096	79.60
17	13	M3	5 Sam BURMAN	Honda - WNT / Burman Racing	57.564	23	25	2.979	0.068	79.50
18	44		13 Jake BAYFORD	Honda - j4ke.com	57.580	18	25	2.995	0.016	79.48
19	64		14 Asher DURHAM	Seel Honda - Replii-Cast UK	57.804	15	24	3.219	0.224	79.17
20	77		15 Jason VERNON	Honda - SGR Racing	58.209	15	23	3.624	0.405	78.62
21	72		16 Ricky TARREN	Honda - Cresswell Racing	58.388	9	9	3.803	0.179	78.38
22	27		17 Thomas LODGE	Honda - RS Racing	59.507	17	18	4.922	1.119	76.91
23	65		18 Josh OWENS	Honda - Trax Hydraulics	59.860	21	23	5.275	0.353	76.45

QUALIFYING LAPTIME (110.0% of 54.585) = 1:00.043

24	4		19 Paul McCARTNEY	Honda -	1:01.061	4	5	6.476	1.201	74.95
----	---	--	-------------------	---------	----------	---	---	-------	-------	-------

Weather / Track : Cloudy / Dry

These results are provisional until the conclusion of any judicial and technical matters.

Knockhill

Circuit Length = 1.2713 miles

Start: 14:05 Flag 14:30 End: 14:31

Race Director :	Stewards :	Timekeeper :
-----------------	------------	--------------

Results can be found at [www.britishsuperbike.com](http://www.britishsuperbike.com)

Printed - 14:33 Saturday, 15 June 2013

**MCRCB BULLETIN TK146**

**2013 MCE British Superbike Championship - Round 4**

**2013 Monster Energy British Motostar Championship**

**QUALIFYING 2 - SECTOR ANALYSIS**

SECTOR 1 = FL to I1, SECTOR 2 = I1 to I2, SECTOR 3 = I2 to FL, DIFF = Difference To Personal Best Lap

<b>P1 66 M3 Joe IRVING</b>		KTM - RS Racing / The Toad and Tatle Pub							
LAP	SECTOR 1	SECTOR 2	SECTOR 3	LAP TIME	MPH	DIFF	TIME OF DAY		
1 -		24.623	108.2	17.102	101.3		14:06:12.741		
2 -	19.681	23.414	108.7	16.666	103.0	59.761	76.58	5.176	14:07:12.502
3 -	18.727	22.454	111.6	16.175	104.2	57.356	79.79	2.771	14:08:09.858
4 -	18.799	22.046	111.6	16.395	102.4	57.240	79.95	2.655	14:09:07.098
5 -	18.730	22.211	111.1	16.130	103.7	57.071	80.19	2.486	14:10:04.169
6 -	18.677	22.352	110.7	16.196	103.8	57.225	79.97	2.640	14:11:01.394
7 -	18.353	22.669	111.1	16.119	104.0	57.141	80.09	2.556	14:11:58.535
8 -	18.614	22.965	110.5	16.021	104.0	57.600	79.45	3.015	14:12:56.135
9 -	18.184	21.739	112.7	16.134	103.2	56.057	81.64	1.472	14:13:52.192
10 -	18.669	21.968	111.2	16.039	104.2	56.676	80.75	2.091	14:14:48.868
11 -	18.422	21.681	109.6	15.889	<b>105.1</b>	55.992	81.73	1.407	14:15:44.860
12 -	18.134	21.858	110.7	15.873	104.2	55.865	81.92	1.280	14:16:40.725
13 -	18.155	22.551	109.1	18.797	74.7	59.503	76.91	4.918	14:17:40.228
14 -	22.014	22.439	104.0	16.465	104.5	1:00.918	75.13	6.333	14:18:41.146
15 -	18.228	21.551	111.2	15.888	104.5	55.667	82.21	1.082	14:19:36.813
16 -	18.060	21.496	112.5	15.847	104.6	55.403 (2)	82.60	0.818	14:20:32.216
17 -	18.155	21.375	111.8	15.909	104.0	55.439 (3)	82.55	0.854	14:21:27.655
<b>18 -</b>	<b>17.812</b>	<b>21.207</b>	<b>113.1</b>	<b>15.566</b>	104.5	<b>54.585 (1)</b>	<b>83.84</b>		<b>14:22:22.240</b>
19 -	17.921	22.719	112.0	16.090	101.6	56.730	80.67	2.145	14:23:18.970
20 -	19.207	23.307	108.0	17.421	83.1	59.935	76.36	5.350	14:24:18.905
21 -	19.908	23.779	103.0	16.225	101.2	59.912	76.39	5.327	14:25:18.817
22 -	19.007	23.070	108.4	20.654	36.1	1:02.731	72.95	8.146	14:26:21.548
23 -	OUTLAP	21.651	112.5	17.742	85.1	2:06.568	36.16	1:11.983	14:28:28.116
24 -	19.055	21.786	112.7	15.870	104.0	56.711	80.70	2.126	14:29:24.827
25 -	18.366	21.701	110.5	16.396	104.5	56.463	81.05	1.878	14:30:21.290

<b>P2 40 M3 Joe FRANCIS</b>		Honda - Team WD40							
LAP	SECTOR 1	SECTOR 2	SECTOR 3	LAP TIME	MPH	DIFF	TIME OF DAY		
1 -	OUTLAP	24.360	102.4	19.874	43.0				14:06:18.210
2 -	OUTLAP	22.308	107.3	16.230	102.4	1:22.442	55.51	27.826	14:07:40.652
3 -	18.259	22.252	107.7	16.072	101.6	56.583	80.88	1.967	14:08:37.235
4 -	18.248	22.180	107.5	16.026	102.7	56.454	81.07	1.838	14:09:33.689
5 -	18.744	22.528	107.2	16.018	102.4	57.290	79.88	2.674	14:10:30.979
6 -	18.208	21.996	107.8	15.919	<b>103.4</b>	56.123	81.54	1.507	14:11:27.102
7 -	18.055	21.900	107.7	16.072	102.4	56.027	81.68	1.411	14:12:23.129
8 -	18.062	22.084	108.2	16.868	100.4	57.014	80.27	2.398	14:13:20.143
9 -	18.052	21.737	108.0	15.807	102.4	55.596	82.32	0.980	14:14:15.739
10 -	17.958	22.505	107.5	15.945	99.8	56.408	81.13	1.792	14:15:12.147
11 -	18.757	26.061	86.7	16.579	101.2	1:01.397	74.54	6.781	14:16:13.544
12 -	17.971	21.659	108.2	15.978	102.1	55.608	82.30	0.992	14:17:09.152
13 -	18.271	22.087	106.5	18.553	40.9	58.911	77.68	4.295	14:18:08.063
14 -	OUTLAP	23.085	105.5	16.042	101.9	2:23.069	31.98	1:28.453	14:20:31.132
15 -	17.894	21.601	106.6	15.852	102.1	55.347	82.69	0.731	14:21:26.479
16 -	17.814	21.737	107.5	15.738	101.8	55.289	82.77	0.673	14:22:21.768
17 -	18.237	24.057	107.0	16.042	100.9	58.336	78.45	3.720	14:23:20.104
18 -	18.300	23.962	107.7	16.800	80.2	59.062	77.49	4.446	14:24:19.166
19 -	21.763	23.582	107.5	16.000	100.6	1:01.345	74.60	6.729	14:25:20.511
20 -	18.291	23.369	106.5	16.166	101.6	57.826	79.14	3.210	14:26:18.337
21 -	17.890	21.538	108.4	15.772	101.6	55.200	82.91	0.584	14:27:13.537
22 -	17.690	<b>21.330</b>	106.8	15.661	102.4	54.681 (2)	83.69	0.065	14:28:08.218
23 -	17.655	21.696	106.3	15.746	102.6	55.097 (3)	83.06	0.481	14:29:03.315
<b>24 -</b>	<b>17.615</b>	21.395	<b>109.1</b>	<b>15.606</b>	102.9	<b>54.616 (1)</b>	<b>83.79</b>		<b>14:29:57.931</b>
25 -	18.151	21.556	106.6	15.933	101.2	55.640	82.25	1.024	14:30:53.571

<b>P3 95 M3 Tarran MACKENZIE</b>		KTM - Redline KTM							
LAP	SECTOR 1	SECTOR 2	SECTOR 3	LAP TIME	MPH	DIFF	TIME OF DAY		
1 -	OUTLAP	24.608	100.4	17.736	101.6				14:06:21.017
2 -	19.131	22.497	111.1	16.580	102.4	58.208	78.62	3.517	14:07:19.225
3 -	19.434	22.580	111.2	16.546	102.6	58.560	78.15	3.869	14:08:17.785
4 -	19.252	23.075	110.5	16.911	103.7	59.238	77.26	4.547	14:09:17.023

Knockhill  
 Circuit Length = 1.2713 miles  
 Start: 14:05 Flag 14:30 End: 14:31

Weather / Track : Cloudy / Dry

MCRCB BULLETIN TK146

2013 MCE British Superbike Championship - Round 4

2013 Monster Energy British Motostar Championship

QUALIFYING 2 - SECTOR ANALYSIS

SECTOR 1 = FL to I1, SECTOR 2 = I1 to I2, SECTOR 3 = I2 to FL, DIFF = Difference To Personal Best Lap

5 -	18.579	23.134	110.5	16.277	104.2	57.990	78.92	3.299	14:10:15.013
6 -	18.332	22.043	110.5	16.195	103.7	56.570	80.90	1.879	14:11:11.583
7 -	18.289	22.020	110.5	16.011	103.7	56.320	81.26	1.629	14:12:07.903
8 -	18.313	21.729	111.6	16.152	104.3	56.194	81.44	1.503	14:13:04.097
9 -	18.789	22.927	106.8	19.938	31.6	1:01.654	74.23	6.963	14:14:05.751
10 -	OUTLAP	23.240	108.9	16.634	102.4	1:45.017	43.58	50.326	14:15:50.768
11 -	18.590	22.122	108.5	16.110	103.7	56.822	80.54	2.131	14:16:47.590
12 -	17.961	21.725	110.5	16.044	103.7	55.730	82.12	1.039	14:17:43.320
13 -	18.166	22.520	109.2	20.089	33.4	1:00.775	75.30	6.084	14:18:44.095
14 -	OUTLAP	22.680	109.4	16.351	103.5	1:33.588	48.90	38.897	14:20:17.683
15 -	18.213	21.821	111.6	16.125	103.4	56.159	81.49	1.468	14:21:13.842
16 -	18.284	21.511	111.6	16.028	104.0	55.823	81.98	1.132	14:22:09.665
17 -	18.481	21.627	112.2	15.924	<b>105.1</b>	56.032	81.68	1.341	14:23:05.697
18 -	18.081	21.441	111.6	15.787	104.2	55.309	82.74	0.618	14:24:01.006
19 -	19.073	22.526	108.2	16.048	102.9	57.647	79.39	2.956	14:24:58.653
20 -	18.091	21.632	111.6	16.016	103.7	55.739	82.11	1.048	14:25:54.392
21 -	17.991	21.332	<b>112.5</b>	15.906	101.8	55.229	82.86	0.538	14:26:49.621
<b>22 -</b>	<b>17.896</b>	<b>21.173</b>	<b>111.6</b>	<b>15.622</b>	<b>103.4</b>	<b>54.691 (1)</b>	<b>83.68</b>		<b>14:27:44.312</b>
23 -	17.902	21.279	111.6	15.796	104.0	54.977 (2)	83.24	0.286	14:28:39.289
24 -	<b>17.885</b>	<b>21.147</b>	112.2	15.955	103.2	54.987 (3)	83.23	0.296	14:29:34.276

P4	34 M3	Jordan WEAVING				KTM - Jordan Racing / Burkert			
LAP	SECTOR 1	SECTOR 2	SECTOR 3	LAP TIME	MPH	DIFF	TIME OF DAY		
1 -	OUTLAP	24.691	104.2	17.600	99.2		14:06:15.597		
2 -	19.547	23.290	110.7	16.935	102.4	59.772	76.57	4.920	14:07:15.369
3 -	18.887	22.155	110.0	16.091	102.7	57.133	80.10	2.281	14:08:12.502
4 -	18.404	21.877	111.1	15.863	103.4	56.144	81.51	1.292	14:09:08.646
5 -	18.267	22.078	110.0	16.325	102.6	56.670	80.76	1.818	14:10:05.316
6 -	18.435	22.149	111.1	15.968	<b>104.6</b>	56.552	80.93	1.700	14:11:01.868
7 -	18.109	22.559	111.1	17.963	77.1	58.631	78.06	3.779	14:12:00.499
8 -	19.622	23.161	109.1	16.438	103.5	59.221	77.28	4.369	14:12:59.720
9 -	18.266	21.550	110.1	15.902	102.9	55.718	82.14	0.866	14:13:55.438
10 -	18.150	21.357	110.5	15.817	103.2	55.324	82.72	0.472	14:14:50.762
11 -	17.961	21.801	108.5	15.943	103.4	55.705	82.16	0.853	14:15:46.467
12 -	17.939	21.345	110.3	15.873	103.5	55.157 (3)	82.97	0.305	14:16:41.624
13 -	18.913	23.166	100.3	20.662	37.4	1:02.741	72.94	7.889	14:17:44.365
14 -	OUTLAP	21.832	109.8	15.923	103.8	1:06.897	68.41	12.045	14:18:51.262
15 -	17.994	21.569	110.5	<b>15.655</b>	104.5	55.218	82.88	0.366	14:19:46.480
16 -	18.144	21.463	110.7	16.041	102.2	55.648	82.24	0.796	14:20:42.128
17 -	17.951	21.575	110.1	15.773	102.6	55.299	82.76	0.447	14:21:37.427
18 -	18.051	21.621	109.6	15.793	103.4	55.465	82.51	0.613	14:22:32.892
19 -	17.957	21.725	110.1	16.014	104.0	55.696	82.17	0.844	14:23:28.588
20 -	18.054	21.553	109.4	15.754	102.7	55.361	82.67	0.509	14:24:23.949
21 -	18.091	21.490	110.3	18.858	46.3	58.439	78.31	3.587	14:25:22.388
22 -	OUTLAP	22.477	109.8	15.854	102.7	1:06.764	68.55	11.912	14:26:29.152
23 -	17.982	21.895	110.3	15.684	102.1	55.561	82.37	0.709	14:27:24.713
24 -	17.939	21.289	110.1	15.702	102.2	54.930 (2)	83.32	0.078	14:28:19.643
<b>25 -</b>	<b>17.928</b>	<b>21.220</b>	<b>112.0</b>	15.704	104.3	<b>54.852 (1)</b>	<b>83.43</b>		<b>14:29:14.495</b>
26 -	18.131	21.508	110.3	15.882	103.4	55.521	82.43	0.669	14:30:10.016

P5	17	Tom CARNE				Honda - TC Racing / SP125 racing			
LAP	SECTOR 1	SECTOR 2	SECTOR 3	LAP TIME	MPH	DIFF	TIME OF DAY		
1 -	OUTLAP	24.900	107.3	18.244	100.1		14:07:08.107		
2 -	20.028	23.027	109.4	17.266	99.5	1:00.321	75.87	4.124	14:08:08.428
3 -	19.263	22.553	109.4	16.872	101.0	58.688	77.98	2.491	14:09:07.116
4 -	18.940	22.111	112.0	16.598	101.3	57.649	79.39	1.452	14:10:04.765
5 -	18.683	21.989	111.2	16.331	102.7	57.003	80.29	0.806	14:11:01.768
6 -	18.680	22.462	111.4	16.507	102.4	57.649	79.39	1.452	14:11:59.417
7 -	18.219	21.933	109.6	<b>16.128</b>	102.6	56.280	81.32	0.083	14:12:55.697
8 -	18.400	21.811	111.2	16.197	101.9	56.408	81.13	0.211	14:13:52.105
<b>9 -</b>	<b>18.199</b>	<b>21.796</b>	<b>110.1</b>	<b>16.202</b>	<b>102.1</b>	<b>56.197 (1)</b>	<b>81.44</b>		<b>14:14:48.302</b>
10 -	18.394	21.691	110.0	16.141	102.9	56.226 (2)	81.39	0.029	14:15:44.528
11 -	18.179	22.454	111.1	16.192	102.4	56.825	80.54	0.628	14:16:41.353

Weather / Track : Cloudy / Dry

Knockhill  
Circuit Length = 1.2713 miles  
Start: 14:05 Flag 14:30 End: 14:31

# MCRCB BULLETIN TK146

## 2013 MCE British Superbike Championship - Round 4

## 2013 Monster Energy British Motostar Championship

### QUALIFYING 2 - SECTOR ANALYSIS

SECTOR 1 = FL to I1, SECTOR 2 = I1 to I2, SECTOR 3 = I2 to FL, DIFF = Difference To Personal Best Lap

12 -	18.271	22.059	110.1	18.632	89.3	58.962	77.62	2.765	14:17:40.315
13 -	19.338	25.425	93.7	17.062	101.6	1:01.825	74.02	5.628	14:18:42.140
14 -	18.523	21.693	111.1	16.217	<b>103.7</b>	56.433	81.10	0.236	14:19:38.573
15 -	18.679	23.644	108.7	16.781	102.2	59.104	77.43	2.907	14:20:37.677
16 -	18.390	21.835	110.1	16.231	102.4	56.456	81.06	0.259	14:21:34.133
17 -	18.309	21.861	110.0	16.424	102.2	56.594	80.87	0.397	14:22:30.727
18 -	18.424	23.122	110.0	16.265	103.0	57.811	79.16	1.614	14:23:28.538
19 -	18.413	<b>21.571</b>	111.2	16.260	101.6	56.244	<b>(3)</b> 81.37	0.047	14:24:24.782
20 -	18.104	21.646	<b>112.4</b>	16.810	100.6	56.560	80.91	0.363	14:25:21.342
21 -	18.140	21.711	111.8	16.653	100.3	56.504	80.99	0.307	14:26:17.846
22 -	<b>18.054</b>	22.062	112.2	16.255	100.9	56.371	81.19	0.174	14:27:14.217
23 -	18.807	22.192	110.0	16.296	101.9	57.295	79.88	1.098	14:28:11.512
24 -	18.387	21.828	109.8	16.137	102.9	56.352	81.21	0.155	14:29:07.864
25 -	18.451	21.877	110.1	16.311	101.3	56.639	80.80	0.442	14:30:04.503

P6	43	Arnie SHELTON			Honda - e3 motorsport				
LAP	SECTOR 1	SECTOR 2	SECTOR 3	LAP TIME	MPH	DIFF	TIME OF DAY		
1 -	OUTLAP	24.013	105.0	16.981	99.8		14:06:18.674		
2 -	19.286	23.702	106.8	16.966	99.7	59.954	76.33	3.559	14:07:18.628
3 -	18.924	22.909	110.0	16.614	100.1	58.447	78.30	2.052	14:08:17.075
4 -	19.771	22.927	109.6	16.686	100.9	59.384	77.07	2.989	14:09:16.459
5 -	18.793	22.968	108.0	16.753	101.0	58.514	78.21	2.119	14:10:14.973
6 -	18.704	22.604	107.8	16.514	101.8	57.822	79.15	1.427	14:11:12.795
7 -	18.816	22.639	<b>110.5</b>	16.419	101.5	57.874	79.08	1.479	14:12:10.669
8 -	18.381	22.317	108.0	16.483	100.9	57.181	80.04	0.786	14:13:07.850
9 -	18.266	22.243	108.5	16.289	101.9	56.798	80.57	0.403	14:14:04.648
10 -	18.227	28.004	57.1	18.448	101.8	1:04.679	70.76	8.284	14:15:09.327
11 -	18.176	22.227	108.4	16.225	101.9	56.628	<b>(3)</b> 80.82	0.233	14:16:05.955
12 -	18.216	23.778	92.1	17.115	101.0	59.109	77.42	2.714	14:17:05.064
<b>13 -</b>	<b>18.074</b>	22.119	108.9	16.202	101.8	<b>56.395</b>	<b>(1)</b> <b>81.15</b>		<b>14:18:01.459</b>
14 -	18.810	24.470	99.8	19.286	41.0	1:02.566	73.15	6.171	14:19:04.025
15 -	OUTLAP	22.904	106.8	16.418	100.7	2:08.232	35.69	1:11.837	14:21:12.257
16 -	18.337	<b>22.004</b>	109.1	<b>16.201</b>	<b>102.1</b>	56.542	<b>(2)</b> 80.94	0.147	14:22:08.799
17 -	18.427	22.070	108.9	16.297	101.6	56.794	80.58	0.399	14:23:05.593
18 -	18.559	22.053	109.2	21.280	37.4	1:01.892	73.94	5.497	14:24:07.485

P7	10	Peter SUTHERLAND			Aprilia - Kinpac Racing				
LAP	SECTOR 1	SECTOR 2	SECTOR 3	LAP TIME	MPH	DIFF	TIME OF DAY		
1 -		24.974	106.3	17.523	99.8		14:06:14.514		
2 -	20.079	23.396	107.3	17.332	100.7	1:00.807	75.26	4.406	14:07:15.321
3 -	19.461	23.202	106.6	16.641	99.5	59.304	77.17	2.903	14:08:14.625
4 -	19.002	22.373	106.6	16.682	101.0	58.057	78.83	1.656	14:09:12.682
5 -	18.817	22.099	106.5	16.693	100.4	57.609	79.44	1.208	14:10:10.291
6 -	18.842	22.562	106.8	16.570	101.0	57.974	78.94	1.573	14:11:08.265
7 -	18.682	22.248	105.5	16.485	101.2	57.415	79.71	1.014	14:12:05.680
8 -	19.037	22.106	106.8	16.585	100.9	57.728	79.28	1.327	14:13:03.408
9 -	18.852	23.231	105.8	16.457	100.9	58.540	78.18	2.139	14:14:01.948
10 -	18.784	22.011	107.3	16.323	<b>101.6</b>	57.118	80.12	0.717	14:14:59.066
11 -	19.072	22.736	106.8	16.469	101.5	58.277	78.53	1.876	14:15:57.343
12 -	18.657	21.954	107.0	16.489	100.7	57.100	80.15	0.699	14:16:54.443
13 -	18.801	22.208	107.5	16.396	100.9	57.405	79.72	1.004	14:17:51.848
14 -	18.492	21.770	108.2	16.403	101.2	56.665	80.76	0.264	14:18:48.513
15 -	18.806	22.051	<b>108.7</b>	16.294	101.3	57.151	80.08	0.750	14:19:45.664
16 -	18.526	21.855	107.3	16.367	101.0	56.748	80.65	0.347	14:20:42.412
17 -	<b>18.379</b>	21.826	108.0	16.432	101.0	56.637	80.80	0.236	14:21:39.049
18 -	18.417	22.079	107.2	16.624	100.1	57.120	80.12	0.719	14:22:36.169
19 -	18.480	21.917	108.0	16.306	<b>101.6</b>	56.703	80.71	0.302	14:23:32.872
20 -	18.426	<b>21.687</b>	107.3	16.314	101.0	56.427	<b>(2)</b> 81.10	0.026	14:24:29.299
21 -	18.758	22.856	106.1	16.480	100.0	58.094	78.78	1.693	14:25:27.393
22 -	18.556	21.940	107.0	16.319	100.0	56.815	80.55	0.414	14:26:24.208
23 -	18.479	21.833	107.5	16.802	100.6	57.114	80.13	0.713	14:27:21.322
24 -	18.488	21.750	107.5	16.351	100.7	56.589	<b>(3)</b> 80.87	0.188	14:28:17.911
<b>25 -</b>	18.462	21.819	107.5	<b>16.120</b>	101.5	<b>56.401</b>	<b>(1)</b> <b>81.14</b>		<b>14:29:14.312</b>

Weather / Track : Cloudy / Dry

Knockhill

Circuit Length = 1.2713 miles

Start: 14:05 Flag 14:30 End: 14:31

MCRCB BULLETIN TK146

2013 MCE British Superbike Championship - Round 4

2013 Monster Energy British Motostar Championship

QUALIFYING 2 - SECTOR ANALYSIS

SECTOR 1 = FL to I1, SECTOR 2 = I1 to I2, SECTOR 3 = I2 to FL, DIFF = Difference To Personal Best Lap

26 - 19.122 21.812 108.4 16.382 100.7 57.316 79.85 0.915 14:30:11.628

P8	80	Callum BEY		Honda - RCD Motorsport					
LAP	SECTOR 1	SECTOR 2	SECTOR 3	LAP TIME	MPH	DIFF	TIME OF DAY		
1 -		23.637	106.3	17.610	97.3		14:06:08.992		
2 -	19.287	22.462	108.4	16.934	100.3	58.683	77.99	2.193	14:07:07.675
3 -	19.044	22.488	107.3	16.879	100.0	58.411	78.35	1.921	14:08:06.086
4 -	18.704	22.312	108.0	16.804	100.3	57.820	79.15	1.330	14:09:03.906
5 -	18.576	22.175	107.2	16.479	100.9	57.230	79.97	0.740	14:10:01.136
6 -	18.595	22.356	108.0	16.700	100.6	57.651	79.38	1.161	14:10:58.787
7 -	18.412	22.275	107.3	16.729	100.0	57.416	79.71	0.926	14:11:56.203
8 -	18.487	22.462	107.3	16.503	100.7	57.452	79.66	0.962	14:12:53.655
9 -	18.824	23.169	99.2	16.812	101.6	58.805	77.82	2.315	14:13:52.460
10 -	18.605	22.242	108.9	16.455	101.5	57.302	79.87	0.812	14:14:49.762
11 -	18.787	22.284	108.4	16.383	101.6	57.454	79.65	0.964	14:15:47.216
12 -	18.321	21.983	108.4	16.423	100.6	56.727	80.68	0.237	14:16:43.943
13 -	18.458	22.112	107.5	16.623	101.0	57.193	80.02	0.703	14:17:41.136
14 -	18.749	24.678	104.8	16.589	101.5	1:00.016	76.25	3.526	14:18:41.152
15 -	18.539	22.153	108.4	16.438	101.5	57.130	80.11	0.640	14:19:38.282
16 -	18.588	23.076	101.9	20.261	42.3	1:01.925	73.90	5.435	14:20:40.207
17 -	OUTLAP	23.039	107.0	16.750	100.6	1:36.018	47.66	39.528	14:22:16.225
18 -	18.534	22.004	108.9	16.478	101.9	57.016	80.27	0.526	14:23:13.241
19 -	18.426	22.161	109.1	16.474	100.9	57.061	80.20	0.571	14:24:10.302
20 -	18.341	21.936	109.1	16.346	101.0	56.623 (3)	80.82	0.133	14:25:06.925
21 -	18.386	22.649	110.9	16.439	100.1	57.474	79.63	0.984	14:26:04.399
22 -	18.441	21.959	108.5	16.419	99.2	56.819	80.55	0.329	14:27:01.218
23 -	18.289	21.828	109.4	16.373	100.7	56.490 (1)	81.01		14:27:57.708
24 -	18.375	22.003	110.3	16.379	101.2	56.757	80.63	0.267	14:28:54.465
25 -	18.312	21.954	109.2	16.302	101.2	56.568 (2)	80.90	0.078	14:29:51.033
26 -	18.306	22.457	108.9	16.288	102.2	57.051	80.22	0.561	14:30:48.084

P9	88	Lewis ROLLO		Honda - Lewis Rollo Racing					
LAP	SECTOR 1	SECTOR 2	SECTOR 3	LAP TIME	MPH	DIFF	TIME OF DAY		
1 -	OUTLAP	25.859	101.9	17.133	98.5		14:06:36.386		
2 -	19.222	23.061	105.1	16.853	98.9	59.136	77.39	2.171	14:07:35.522
3 -	18.886	22.788	104.6	16.747	98.6	58.421	78.34	1.456	14:08:33.943
4 -	18.930	23.587	103.8	16.957	98.9	59.474	76.95	2.509	14:09:33.417
5 -	18.880	23.023	106.6	16.662	99.7	58.565	78.14	1.600	14:10:31.982
6 -	18.595	22.634	105.3	16.760	99.5	57.989	78.92	1.024	14:11:29.971
7 -	18.543	22.829	104.5	16.681	99.2	58.053	78.83	1.088	14:12:28.024
8 -	18.575	22.522	105.6	16.512	99.5	57.609	79.44	0.644	14:13:25.633
9 -	18.686	22.750	105.3	16.565	99.4	58.001	78.90	1.036	14:14:23.634
10 -	18.908	23.128	104.5	16.503	99.7	58.539	78.18	1.574	14:15:22.173
11 -	18.495	22.359	105.8	16.610	99.4	57.464	79.64	0.499	14:16:19.637
12 -	18.425	22.999	103.2	16.381	99.1	57.805	79.17	0.840	14:17:17.442
13 -	18.546	22.363	105.3	16.460	99.2	57.369	79.77	0.404	14:18:14.811
14 -	18.501	22.405	105.3	16.597	99.4	57.503	79.59	0.538	14:19:12.314
15 -	18.552	22.706	105.0	18.781	41.2	1:00.039	76.22	3.074	14:20:12.353
16 -	OUTLAP	22.386	105.8	16.634	98.6	2:00.094	38.10	1:03.129	14:22:12.447
17 -	18.617	22.393	106.8	16.764	97.8	57.774	79.21	0.809	14:23:10.221
18 -	18.937	22.502	104.5	16.431	99.2	57.870	79.08	0.905	14:24:08.091
19 -	18.573	22.272	105.0	16.535	98.6	57.380	79.76	0.415	14:25:05.471
20 -	18.461	22.378	106.0	16.397	98.3	57.236 (2)	79.96	0.271	14:26:02.707
21 -	18.514	22.366	104.8	16.410	97.8	57.290	79.88	0.325	14:26:59.997
22 -	18.481	22.267	105.6	16.504	98.8	57.252 (3)	79.94	0.287	14:27:57.249
23 -	18.553	22.309	105.3	16.905	98.9	57.767	79.22	0.802	14:28:55.016
24 -	18.456	22.254	106.5	16.255	99.5	56.965 (1)	80.34		14:29:51.981
25 -	18.427	22.428	105.1	16.470	99.1	57.325	79.83	0.360	14:30:49.306

P10	21	Jason DOUGLAS		Honda - Banks Racing					
LAP	SECTOR 1	SECTOR 2	SECTOR 3	LAP TIME	MPH	DIFF	TIME OF DAY		
1 -	OUTLAP	26.899	98.1	18.947	97.5		14:07:07.172		

Weather / Track : Cloudy / Dry

Knockhill

Circuit Length = 1.2713 miles

Start: 14:05 Flag 14:30 End: 14:31

**MCRCB BULLETIN TK146**

**2013 MCE British Superbike Championship - Round 4**

**2013 Monster Energy British Motostar Championship**

**QUALIFYING 2 - SECTOR ANALYSIS**

SECTOR 1 = FL to I1, SECTOR 2 = I1 to I2, SECTOR 3 = I2 to FL, DIFF = Difference To Personal Best Lap

2 -	20.683	24.185	106.3	17.430	98.2	1:02.298	73.46	5.325	14:08:09.470
3 -	19.933	24.497	100.3	20.992	33.0	1:05.422	69.95	8.449	14:09:14.892
4 -	OUTLAP	23.917	105.8	16.793	99.2	1:48.724	42.09	51.751	14:11:03.616
5 -	19.297	22.424	106.1	16.748	99.2	58.469	78.27	1.496	14:12:02.085
6 -	19.165	23.436	105.6	16.953	99.5	59.554	76.85	2.581	14:13:01.639
7 -	18.945	22.531	106.1	16.547	100.1	58.023	78.87	1.050	14:13:59.662
8 -	18.949	22.768	105.8	16.949	98.9	58.666	78.01	1.693	14:14:58.328
9 -	18.920	22.259	106.3	16.610	100.0	57.789	79.19	0.816	14:15:56.117
10 -	19.023	22.268	105.1	16.623	99.5	57.914	79.02	0.941	14:16:54.031
11 -	18.896	22.479	106.8	16.620	<b>100.4</b>	57.995	78.91	1.022	14:17:52.026
12 -	18.734	21.837	107.7	16.546	99.1	57.117	80.12	0.144	14:18:49.143
<b>13 -</b>	18.692	<b>21.798</b>	108.4	16.483	<b>100.4</b>	<b>56.973 (1)</b>	<b>80.33</b>		<b>14:19:46.116</b>
14 -	18.918	22.123	108.0	16.477	99.1	57.518	79.57	0.545	14:20:43.634
15 -	18.703	22.015	106.1	16.518	99.1	57.236	79.96	0.263	14:21:40.870
16 -	<b>18.570</b>	21.907	105.8	16.615	98.6	57.092 <b>(3)</b>	80.16	0.119	14:22:37.962
17 -	18.681	22.205	104.8	16.731	98.9	57.617	79.43	0.644	14:23:35.579
18 -	18.832	22.637	100.0	16.793	99.7	58.262	78.55	1.289	14:24:33.841
19 -	18.691	22.015	<b>108.7</b>	16.911	99.2	57.617	79.43	0.644	14:25:31.458
20 -	18.950	21.860	107.2	16.632	97.8	57.442	79.67	0.469	14:26:28.900
21 -	18.796	22.403	106.6	16.506	98.6	57.705	79.31	0.732	14:27:26.605
22 -	18.907	23.017	101.3	17.029	99.4	58.953	77.63	1.980	14:28:25.558
23 -	18.619	21.951	108.4	<b>16.472</b>	97.9	57.042 <b>(2)</b>	80.23	0.069	14:29:22.600
24 -	19.233	22.670	103.2	16.508	99.2	58.411	78.35	1.438	14:30:21.011

<b>P11</b>	<b>41</b>	<b>Milo WARD</b>		Luyten Honda - FPW Racing					
LAP	SECTOR 1	SECTOR 2	SECTOR 3	LAP TIME	MPH	DIFF	TIME OF DAY		

1 -		25.712	101.9	18.444	96.1				14:06:14.179
2 -	20.515	23.955	<b>106.5</b>	18.600	95.8	1:03.070	72.56	5.968	14:07:17.249
3 -	19.556	23.555	105.5	17.324	97.1	1:00.435	75.73	3.333	14:08:17.684
4 -	19.625	23.436	106.3	17.150	98.3	1:00.211	76.01	3.109	14:09:17.895
5 -	19.434	23.510	105.8	16.942	98.3	59.886	76.42	2.784	14:10:17.781
6 -	19.244	23.200	104.3	16.820	98.6	59.264	77.22	2.162	14:11:17.045
7 -	19.054	23.016	103.5	16.919	97.5	58.989	77.58	1.887	14:12:16.034
8 -	19.097	23.123	103.0	16.973	97.2	59.193	77.31	2.091	14:13:15.227
9 -	19.054	22.995	102.6	16.790	97.5	58.839	77.78	1.737	14:14:14.066
10 -	18.993	23.077	102.9	16.628	97.6	58.698	77.97	1.596	14:15:12.764
11 -	18.857	22.848	103.2	16.927	96.6	58.632	78.05	1.530	14:16:11.396
12 -	18.765	22.749	102.7	16.773	97.6	58.287	78.52	1.185	14:17:09.683
13 -	18.647	22.564	103.7	16.564	97.1	57.775	79.21	0.673	14:18:07.458
14 -	18.677	22.546	103.7	16.405	97.8	57.628	79.41	0.526	14:19:05.086
15 -	18.606	22.337	106.3	16.736	<b>99.2</b>	57.679	79.34	0.577	14:20:02.765
16 -	19.658	24.310	93.4	24.077	31.7	1:08.045	67.26	10.943	14:21:10.810
17 -	OUTLAP	23.073	102.1	17.020	97.1	2:02.381	37.39	1:05.279	14:23:13.191
18 -	18.653	22.518	105.3	16.409	97.5	57.580	79.48	0.478	14:24:10.771
19 -	18.468	22.253	105.3	16.444	97.3	57.165 <b>(2)</b>	80.06	0.063	14:25:07.936
<b>20 -</b>	<b>18.402</b>	22.310	<b>106.5</b>	<b>16.390</b>	97.1	<b>57.102 (1)</b>	<b>80.15</b>		<b>14:26:05.038</b>
21 -	18.865	22.929	106.0	16.578	96.1	58.372	78.40	1.270	14:27:03.410
22 -	18.679	22.250	104.6	16.557	96.9	57.486	79.61	0.384	14:28:00.896
23 -	18.643	22.344	104.6	16.445	97.8	57.432 <b>(3)</b>	79.69	0.330	14:28:58.328

<b>P12</b>	<b>36</b>	<b>Jayson URIBE</b>		Honda - Rock and Sons Racing					
LAP	SECTOR 1	SECTOR 2	SECTOR 3	LAP TIME	MPH	DIFF	TIME OF DAY		

1 -	OUTLAP	27.456	101.5	19.359	94.7				14:06:25.404
2 -	21.342	25.499	103.4	17.532	98.1	1:04.373	71.09	7.259	14:07:29.777
3 -	19.985	24.700	104.2	17.146	96.5	1:01.831	74.02	4.717	14:08:31.608
4 -	19.662	27.459	99.5	16.901	99.4	1:04.022	71.48	6.908	14:09:35.630
5 -	19.370	23.553	105.1	16.604	99.8	59.527	76.88	2.413	14:10:35.157
6 -	19.298	23.186	105.1	16.408	100.6	58.892	77.71	1.778	14:11:34.049
7 -	18.855	22.809	104.8	16.365	100.1	58.029	78.87	0.915	14:12:32.078
8 -	19.277	24.103	104.6	16.482	99.8	59.862	76.45	2.748	14:13:31.940
9 -	19.436	23.061	105.1	16.494	99.2	58.991	77.58	1.877	14:14:30.931
10 -	18.875	22.958	104.2	16.562	99.4	58.395	78.37	1.281	14:15:29.326
11 -	18.893	23.129	104.3	16.430	99.5	58.452	78.29	1.338	14:16:27.778

Weather / Track : Cloudy / Dry

Knockhill

Circuit Length = 1.2713 miles

Start: 14:05 Flag 14:30 End: 14:31

**MCRCB BULLETIN TK146**

**2013 MCE British Superbike Championship - Round 4**

**2013 Monster Energy British Motostar Championship**

**QUALIFYING 2 - SECTOR ANALYSIS**

SECTOR 1 = FL to I1, SECTOR 2 = I1 to I2, SECTOR 3 = I2 to FL, DIFF = Difference To Personal Best Lap

12 -	18.884	22.879	104.6	18.695	43.3	1:00.458	75.70	3.344	14:17:28.236
13 -	OUTLAP	23.062	103.7	16.269	<b>101.0</b>	2:04.623	36.72	1:07.509	14:19:32.859
14 -	18.789	23.474	104.0	16.805	99.4	59.068	77.48	1.954	14:20:31.927
15 -	18.993	22.237	107.0	<b>16.143</b>	100.3	57.373 (3)	79.77	0.259	14:21:29.300
16 -	<b>18.650</b>	22.348	106.3	16.187	99.4	57.185 (2)	80.03	0.071	14:22:26.485
17 -	19.225	27.952	99.2	16.455	100.0	1:03.632	71.92	6.518	14:23:30.117
18 -	18.839	22.345	106.1	16.369	100.9	57.553	79.52	0.439	14:24:27.670
19 -	19.040	26.447	103.2	16.499	99.1	1:01.986	73.83	4.872	14:25:29.656
20 -	18.887	22.338	106.1	16.302	98.9	57.527	79.55	0.413	14:26:27.183
21 -	19.358	24.969	100.7	16.660	95.5	1:00.987	75.04	3.873	14:27:28.170
22 -	19.578	22.249	106.5	16.194	99.7	58.021	78.88	0.907	14:28:26.191
<b>23 -</b>	<b>18.844</b>	<b>22.075</b>	<b>107.7</b>	16.195	100.6	<b>57.114 (1)</b>	<b>80.13</b>		<b>14:29:23.305</b>
24 -	19.237	22.458	105.0	16.829	100.4	58.524	78.20	1.410	14:30:21.829

P13	35	Elliot LODGE				Honda - SP125 / SpikeRacing			
LAP	SECTOR 1	SECTOR 2	SECTOR 3	LAP TIME	MPH	DIFF	TIME OF DAY		

1 -	OUTLAP	25.425	101.2	17.915	97.5				14:07:08.525
2 -	19.903	23.544	102.7	16.822	96.1	1:00.269	75.93	3.089	14:08:08.794
3 -	19.440	22.614	104.5	16.701	99.1	58.755	77.89	1.575	14:09:07.549
4 -	19.071	22.470	105.0	17.021	98.3	58.562	78.15	1.382	14:10:06.111
5 -	18.940	22.592	104.8	16.506	99.7	58.038	78.85	0.858	14:11:04.149
6 -	19.028	22.696	104.5	16.781	99.1	58.505	78.22	1.325	14:12:02.654
7 -	19.053	23.114	104.6	16.579	99.1	58.746	77.90	1.566	14:13:01.400
8 -	18.708	22.336	104.8	16.510	99.1	57.554	79.52	0.374	14:13:58.954
9 -	18.805	22.379	105.1	16.408	100.0	57.592	79.46	0.412	14:14:56.546
10 -	18.905	22.807	104.0	16.333	99.8	58.045	78.84	0.865	14:15:54.591
11 -	<b>18.610</b>	23.033	103.2	16.584	98.9	58.227	78.60	1.047	14:16:52.818
12 -	18.682	22.395	103.8	16.377	99.2	57.454	79.65	0.274	14:17:50.272
13 -	18.787	22.705	104.5	16.403	98.3	57.895	79.05	0.715	14:18:48.167
14 -	18.819	22.259	104.8	16.621	<b>100.3</b>	57.699	79.32	0.519	14:19:45.866
15 -	19.032	22.290	104.6	16.768	99.4	58.090	78.78	0.910	14:20:43.956
16 -	18.839	22.281	105.5	16.300	99.4	57.420	79.70	0.240	14:21:41.376
17 -	18.617	22.243	104.5	16.545	98.5	57.405 (3)	79.72	0.225	14:22:38.781
<b>18 -</b>	<b>18.634</b>	<b>22.088</b>	105.6	16.458	99.1	<b>57.180 (1)</b>	<b>80.04</b>		<b>14:23:35.961</b>
19 -	18.766	22.250	104.0	16.446	98.8	57.462	79.64	0.282	14:24:33.423
20 -	18.723	22.228	106.1	16.524	98.3	57.475	79.63	0.295	14:25:30.898
21 -	18.705	22.097	105.3	16.384	97.5	57.186 (2)	80.03	0.006	14:26:28.084
22 -	18.836	24.135	104.0	<b>16.274</b>	98.2	59.245	77.25	2.065	14:27:27.329
23 -	18.807	22.398	<b>106.5</b>	16.329	98.1	57.534	79.54	0.354	14:28:24.863
24 -	18.658	22.561	105.3	16.606	99.8	57.825	79.14	0.645	14:29:22.688
25 -	18.946	23.405	101.5	16.969	99.2	59.320	77.15	2.140	14:30:22.008

P14	22	Stephanie WADDELOW				Aprilia - Moto Strada			
LAP	SECTOR 1	SECTOR 2	SECTOR 3	LAP TIME	MPH	DIFF	TIME OF DAY		

1 -	OUTLAP	23.911	106.6	17.355	100.3				14:07:15.029
2 -	19.585	23.462	107.2	16.932	101.3	59.979	76.30	2.674	14:08:15.008
3 -	19.137	22.783	107.8	16.893	102.4	58.813	77.81	1.508	14:09:13.821
4 -	18.921	23.128	106.5	16.736	102.2	58.785	77.85	1.480	14:10:12.606
5 -	19.123	23.760	104.8	16.921	102.1	59.804	76.52	2.499	14:11:12.410
6 -	18.860	22.809	108.4	16.874	101.9	58.543	78.17	1.238	14:12:10.953
7 -	18.827	22.568	108.7	16.754	102.1	58.149	78.70	0.844	14:13:09.102
8 -	18.642	22.449	109.1	16.539	102.2	57.630	79.41	0.325	14:14:06.732
9 -	18.782	23.274	107.5	17.101	102.9	59.157	77.36	1.852	14:15:05.889
10 -	18.677	22.853	107.0	16.532	102.6	58.062	78.82	0.757	14:16:03.951
11 -	18.903	25.402	79.0	23.428	34.3	1:07.733	67.57	10.428	14:17:11.684
12 -	OUTLAP	23.409	105.8	16.925	101.8	1:50.139	41.55	52.834	14:19:01.823
13 -	19.432	24.157	107.7	17.047	101.9	1:00.636	75.47	3.331	14:20:02.459
14 -	19.032	26.009	72.9	18.690	101.2	1:03.731	71.81	6.426	14:21:06.190
15 -	18.883	22.413	108.7	<b>16.291</b>	<b>103.0</b>	57.587 (3)	79.47	0.282	14:22:03.777
16 -	18.701	22.515	109.2	16.487	102.6	57.703	79.31	0.398	14:23:01.480
17 -	18.847	22.852	107.5	16.522	101.8	58.221	78.61	0.916	14:23:59.701
18 -	18.781	22.484	108.9	16.485	102.2	57.750	79.25	0.445	14:24:57.451
19 -	18.757	22.519	110.0	16.423	101.9	57.699	79.32	0.394	14:25:55.150

Weather / Track : Cloudy / Dry

Knockhill

Circuit Length = 1.2713 miles

Start: 14:05 Flag 14:30 End: 14:31

**MCRCB BULLETIN TK146**

**2013 MCE British Superbike Championship - Round 4**

**2013 Monster Energy British Motostar Championship**

**QUALIFYING 2 - SECTOR ANALYSIS**

SECTOR 1 = FL to I1, SECTOR 2 = I1 to I2, SECTOR 3 = I2 to FL, DIFF = Difference To Personal Best Lap

20 -	18.809	<b>22.129</b>	<b>110.1</b>	16.367	101.5	<b>57.305 (1)</b>	<b>79.86</b>			<b>14:26:52.455</b>
21 -	19.071	22.378	108.5	16.431	102.1	57.880	79.07	0.575		14:27:50.335
22 -	18.739	22.378	108.7	16.584	102.1	57.701	79.31	0.396		14:28:48.036
23 -	18.674	22.449	107.8	16.515	101.8	57.638	79.40	0.333		14:29:45.674
24 -	<b>18.595</b>	22.443	107.3	16.470	102.7	57.508 (2)	79.58	0.203		14:30:43.182

<b>P15 86</b>		<b>Bradley HUGHES</b>		KTM - Creswell Racing						
LAP	SECTOR 1	SECTOR 2	SECTOR 3	LAP TIME	MPH	DIFF	TIME OF DAY			
1 -		24.804	102.6	17.887	95.8					14:06:14.499
2 -	20.479	24.124	104.3	17.475	96.1			4.678		14:07:16.577
3 -	19.319	23.374	103.8	17.398	96.1	1:00.091	76.16	2.691		14:08:16.668
4 -	19.807	23.316	104.2	17.065	97.3	1:00.188	76.04	2.788		14:09:16.856
5 -	19.153	23.651	104.5	17.014	97.8	59.818	76.51	2.418		14:10:16.674
6 -	18.796	22.841	<b>105.8</b>	16.990	97.5	58.627	78.06	1.227		14:11:15.301
7 -	18.902	22.998	104.8	16.782	97.8	58.682	77.99	1.282		14:12:13.983
8 -	18.962	23.849	82.8	23.550	40.5	1:06.361	68.96	8.961		14:13:20.344
9 -	OUTLAP	24.204	99.5	17.168	96.6	2:19.440	32.82	1:22.040		14:15:39.784
10 -	18.758	22.629	102.1	16.998	96.8	58.385	78.38	0.985		14:16:38.169
11 -	<b>OUTLAP</b>	22.450	102.7	16.759	97.1	57.819	79.15	0.419		14:17:35.988
12 -	18.636	22.204	103.4	16.848	97.5	57.688 (2)	79.33	0.288		14:18:33.676
13 -	18.815	22.772	101.5	16.868	97.1	58.455	78.29	1.055		14:19:32.131
14 -	19.144	23.752	101.0	16.903	97.5	59.799	76.53	2.399		14:20:31.930
15 -	19.282	23.202	99.2	16.925	97.2	59.409	77.03	2.009		14:21:31.339
16 -	18.692	22.477	103.2	16.964	96.9	58.133	78.72	0.733		14:22:29.472
17 -	OUTLAP	24.140	103.4	16.522	97.9	1:00.229	75.98	2.829		14:23:29.701
18 -	18.828	22.337	102.6	16.847	96.5	58.012	78.89	0.612		14:24:27.713
19 -	20.287	26.193	99.5	17.023	97.9	1:03.503	72.07	6.103		14:25:31.216
20 -	19.413	22.926	103.8	16.645	96.4	58.984	77.59	1.584		14:26:30.200
21 -	18.687	22.544	104.0	<b>16.519</b>	97.1	57.750 (3)	79.25	0.350		14:27:27.950
22 -	18.789	22.380	104.6	16.726	97.6	57.895	79.05	0.495		14:28:25.845
<b>23 -</b>	18.707	<b>22.119</b>	103.7	16.574	98.2	<b>57.400 (1)</b>	<b>79.73</b>			<b>14:29:23.245</b>
24 -	18.807	22.438	102.4	16.666	<b>98.5</b>	57.911	79.03	0.511		14:30:21.156

<b>P16 12</b>		<b>Edward RENDELL</b>		Honda - Banks Racing						
LAP	SECTOR 1	SECTOR 2	SECTOR 3	LAP TIME	MPH	DIFF	TIME OF DAY			
1 -	OUTLAP	23.526	104.0	17.087	97.8					14:06:29.744
2 -	19.142	22.689	104.3	16.793	98.1	58.624 (3)	78.06	1.128		14:07:28.368
3 -	18.819	22.447	105.0	<b>16.561</b>	98.8	57.827 (2)	79.14	0.331		14:08:26.195
<b>4 -</b>	18.749	22.180	105.0	16.567	98.9	<b>57.496 (1)</b>	<b>79.60</b>			<b>14:09:23.691</b>
5 -	<b>18.538</b>	22.241	105.5	20.449	30.6	1:01.228	74.74	3.732		14:10:24.919
6 -	OUTLAP	23.269	<b>106.0</b>	16.807	98.3	1:55.799	39.52	58.303		14:12:20.718
7 -	19.248	22.924	105.6	19.488	36.7	1:01.660	74.22	4.164		14:13:22.378
8 -	OUTLAP	22.450	104.3	19.721	37.1	2:23.940	31.79	1:26.444		14:15:46.318
9 -	OUTLAP	22.428	104.2	16.914	<b>99.5</b>	3:30.506	21.74	2:33.010		14:19:16.824
10 -	18.780	<b>21.996</b>	105.6	20.289	34.1	1:01.065	74.94	3.569		14:20:17.889
11 -	OUTLAP	22.548	104.3	19.106	41.3	2:44.457	27.82	1:46.961		14:23:02.346
12 -	OUTLAP	28.540	102.7	24.321	32.3	2:35.871	29.36	1:38.375		14:25:38.217

<b>P17 13 M3</b>		<b>Sam BURMAN</b>		Honda - WNT / Burman Racing						
LAP	SECTOR 1	SECTOR 2	SECTOR 3	LAP TIME	MPH	DIFF	TIME OF DAY			
1 -		26.622	102.2	18.047	100.1					14:06:15.267
2 -	20.234	23.982	109.1	17.476	100.6	1:01.692	74.18	4.128		14:07:16.959
3 -	19.353	23.215	110.5	17.009	100.9	59.577	76.82	2.013		14:08:16.536
4 -	19.542	23.384	109.1	16.563	102.9	59.489	76.93	1.925		14:09:16.025
5 -	19.376	23.705	109.4	16.659	103.2	59.740	76.61	2.176		14:10:15.765
6 -	19.029	23.255	108.7	16.586	102.9	58.870	77.74	1.306		14:11:14.635
7 -	19.040	23.232	109.2	16.484	102.6	58.756	77.89	1.192		14:12:13.391
8 -	19.337	23.126	108.7	16.499	102.6	58.962	77.62	1.398		14:13:12.353
9 -	19.084	22.940	108.9	16.717	100.4	58.741	77.91	1.177		14:14:11.094
10 -	19.169	23.076	108.7	16.513	103.2	58.758	77.89	1.194		14:15:09.852
11 -	<b>18.747</b>	22.802	109.4	16.539	101.2	58.088	78.79	0.524		14:16:07.940
12 -	18.992	22.886	108.0	16.425	102.6	58.303	78.49	0.739		14:17:06.243

Weather / Track : Cloudy / Dry

Knockhill

Circuit Length = 1.2713 miles

Start: 14:05 Flag 14:30 End: 14:31



**QUALIFYING 2 - SECTOR ANALYSIS**

SECTOR 1 = FL to I1, SECTOR 2 = I1 to I2, SECTOR 3 = I2 to FL, DIFF = Difference To Personal Best Lap

13 -	18.862	22.789	109.1	16.374	102.6	58.025	78.87	0.461	14:18:04.268
14 -	19.020	22.632	110.5	16.421	102.4	58.073	78.81	0.509	14:19:02.341
15 -	19.099	23.979	109.4	16.899	<b>103.5</b>	59.977	76.30	2.413	14:20:02.318
16 -	18.973	22.923	<b>111.1</b>	18.458	51.7	1:00.354	75.83	2.790	14:21:02.672
17 -	OUTLAP	23.911	108.2	17.006	101.6	2:07.423	35.91	1:09.859	14:23:10.095
18 -	19.361	22.734	110.0	<b>16.210</b>	103.2	58.305	78.49	0.741	14:24:08.400
19 -	18.937	22.620	109.4	16.356	102.4	57.913	79.02	0.349	14:25:06.313
20 -	18.764	22.712	110.0	16.648	101.8	58.124	78.74	0.560	14:26:04.437
21 -	19.291	22.798	109.4	17.887	97.9	59.976	76.31	2.412	14:27:04.413
22 -	19.012	22.469	110.1	16.220	102.4	57.701 (2)	79.31	0.137	14:28:02.114
<b>23 -</b>	<b>18.873</b>	<b>22.419</b>	109.1	16.272	103.2	<b>57.564 (1)</b>	<b>79.50</b>		<b>14:28:59.678</b>
24 -	18.882	22.692	109.8	16.273	102.6	57.847 (3)	79.11	0.283	14:29:57.525
25 -	19.000	22.504	109.4	16.394	102.9	57.898	79.04	0.334	14:30:55.423

<b>P18</b>	<b>44</b>	<b>Jake BAYFORD</b>	Honda - j4ke.com						
------------	-----------	---------------------	------------------	--	--	--	--	--	--

LAP	SECTOR 1	SECTOR 2	SECTOR 3	LAP TIME	MPH	DIFF	TIME OF DAY		
1 -	OUTLAP	25.468	94.6	19.263	95.5		14:06:50.664		
2 -	20.222	24.370	104.8	17.585	95.5	1:02.177	73.60	4.597	14:07:52.841
3 -	20.019	24.562	99.5	18.530	94.2	1:03.111	72.51	5.531	14:08:55.952
4 -	19.999	24.085	104.2	17.728	95.4	1:01.812	74.04	4.232	14:09:57.764
5 -	20.115	23.722	104.3	17.870	97.8	1:01.707	74.16	4.127	14:10:59.471
6 -	19.588	23.510	104.2	17.390	98.8	1:00.488	75.66	2.908	14:11:59.959
7 -	19.268	23.375	103.7	17.409	98.1	1:00.052	76.21	2.472	14:13:00.011
8 -	18.909	23.477	103.7	16.780	<b>99.4</b>	59.166	77.35	1.586	14:13:59.177
9 -	19.055	23.273	105.6	17.156	97.2	59.484	76.94	1.904	14:14:58.661
10 -	19.292	23.183	105.3	16.909	98.8	59.384	77.07	1.804	14:15:58.045
11 -	19.006	23.189	100.3	17.349	96.0	59.544	76.86	1.964	14:16:57.589
12 -	19.718	23.460	104.2	16.906	97.2	1:00.084	76.17	2.504	14:17:57.673
13 -	19.268	22.915	104.3	16.927	97.5	59.110	77.42	1.530	14:18:56.783
14 -	19.109	23.789	95.4	17.515	94.5	1:00.413	75.75	2.833	14:19:57.196
15 -	19.848	25.819	68.0	18.971	97.8	1:04.638	70.80	7.058	14:21:01.834
16 -	19.165	22.884	<b>105.8</b>	16.475	98.5	58.524	78.20	0.944	14:22:00.358
17 -	19.371	23.064	104.5	16.608	96.6	59.043	77.51	1.463	14:22:59.401
<b>18 -</b>	<b>18.622</b>	22.518	105.6	<b>16.440</b>	92.8	<b>57.580 (1)</b>	<b>79.48</b>		<b>14:23:56.981</b>
19 -	19.168	22.951	104.2	16.601	98.1	58.720	77.94	1.140	14:24:55.701
20 -	19.256	22.763	104.6	16.663	96.9	58.682	77.99	1.102	14:25:54.383
21 -	18.925	<b>22.411</b>	105.5	16.492	96.4	57.828 (2)	79.14	0.248	14:26:52.211
22 -	19.127	23.036	105.6	17.071	97.9	59.234	77.26	1.654	14:27:51.445
23 -	19.102	22.559	105.3	16.800	96.9	58.461 (3)	78.28	0.881	14:28:49.906
24 -	19.470	22.921	104.8	16.757	97.3	59.148	77.37	1.568	14:29:49.054
25 -	19.265	22.814	104.3	16.611	90.4	58.690	77.98	1.110	14:30:47.744

<b>P19</b>	<b>64</b>	<b>Asher DURHAM</b>	Seel Honda - Repli-Cast UK						
------------	-----------	---------------------	----------------------------	--	--	--	--	--	--

LAP	SECTOR 1	SECTOR 2	SECTOR 3	LAP TIME	MPH	DIFF	TIME OF DAY		
1 -		26.397	106.3	18.451	101.6		14:06:16.588		
2 -	20.802	24.173	110.5	17.253	101.5	1:02.228	73.54	4.424	14:07:18.816
3 -	20.067	23.625	110.0	16.987	102.1	1:00.679	75.42	2.875	14:08:19.495
4 -	19.501	23.400	110.1	16.963	102.2	59.864	76.45	2.060	14:09:19.359
5 -	19.972	24.146	108.4	17.440	102.7	1:01.558	74.34	3.754	14:10:20.917
6 -	19.536	23.630	108.0	16.936	103.0	1:00.102	76.15	2.298	14:11:21.019
7 -	19.329	23.251	108.5	17.115	101.8	59.695	76.66	1.891	14:12:20.714
8 -	19.123	23.420	109.2	17.674	99.1	1:00.217	76.00	2.413	14:13:20.931
9 -	19.648	23.403	109.2	16.803	102.9	59.854	76.46	2.050	14:14:20.785
10 -	19.154	23.127	108.9	16.694	101.9	58.975	77.60	1.171	14:15:19.760
11 -	19.029	22.825	108.9	16.656	103.4	58.510	78.22	0.706	14:16:18.270
12 -	19.033	23.894	103.0	19.772	37.0	1:02.699	72.99	4.895	14:17:20.969
13 -	OUTLAP	24.173	109.1	16.704	104.0	2:40.968	28.43	1:43.164	14:20:01.937
14 -	19.209	22.835	109.6	16.517	103.4	58.561	78.15	0.757	14:21:00.498
<b>15 -</b>	<b>18.798</b>	22.710	109.4	<b>16.296</b>	103.2	<b>57.804 (1)</b>	<b>79.17</b>		<b>14:21:58.302</b>
16 -	18.884	22.866	109.4	16.866	101.6	58.616	78.08	0.812	14:22:56.918
17 -	19.095	22.867	110.3	16.473	104.0	58.435	78.32	0.631	14:23:55.353
18 -	18.914	<b>22.607</b>	109.6	16.389	103.4	57.910 (2)	79.03	0.106	14:24:53.263
19 -	18.931	22.742	110.0	16.484	103.4	58.157	78.69	0.353	14:25:51.420

# MCRCB BULLETIN TK146

## 2013 MCE British Superbike Championship - Round 4

### 2013 Monster Energy British Motostar Championship

#### QUALIFYING 2 - SECTOR ANALYSIS

SECTOR 1 = FL to I1, SECTOR 2 = I1 to I2, SECTOR 3 = I2 to FL, DIFF = Difference To Personal Best Lap

20 -	19.038	22.776	110.9	16.871	101.5	58.685	77.98	0.881	14:26:50.105
21 -	19.031	24.541	102.9	17.505	101.5	1:01.077	74.93	3.273	14:27:51.182
22 -	19.664	23.710	106.6	16.765	104.0	1:00.139	76.10	2.335	14:28:51.321
23 -	18.841	22.622	<b>111.6</b>	16.534	<b>104.2</b>	57.997 (3)	78.91	0.193	14:29:49.318
24 -	19.889	23.902	109.2	16.727	101.5	1:00.518	75.62	2.714	14:30:49.836

<b>P20 77</b>		<b>Jason VERNON</b>		Honda - SGR Racing					
LAP	SECTOR 1	SECTOR 2	SECTOR 3	LAP TIME	MPH	DIFF	TIME OF DAY		
1 -		25.538	101.6	18.668	96.1				14:06:13.686
2 -	20.455	23.819	105.5	18.075	97.2		4.140		14:07:16.035
3 -	19.720	23.211	104.8	17.401	96.8	1:00.332	75.85	2.123	14:08:16.367
4 -	20.231	23.543	<b>107.2</b>	17.610	98.1	1:01.384	74.55	3.175	14:09:17.751
5 -	19.422	23.169	105.3	17.306	98.5	59.897	76.41	1.688	14:10:17.648
6 -	19.237	22.901	105.0	17.170	97.8	59.308	77.16	1.099	14:11:16.956
7 -	19.343	22.914	105.3	17.285	96.9	59.542	76.86	1.333	14:12:16.498
8 -	19.325	23.091	103.7	20.559	35.8	1:02.975	72.67	4.766	14:13:19.473
9 -	OUTLAP	23.695	103.2	17.297	98.5	3:33.694	21.41	2:35.485	14:16:53.167
10 -	19.229	22.965	104.3	17.041	<b>98.6</b>	59.235	77.26	1.026	14:17:52.402
11 -	19.016	22.553	106.0	16.912	98.1	58.481	78.26	0.272	14:18:50.883
12 -	19.052	<b>22.371</b>	105.3	16.990	95.7	58.413	78.35	0.204	14:19:49.296
13 -	19.027	22.542	105.5	17.060	97.5	58.629	78.06	0.420	14:20:47.925
14 -	18.985	22.479	105.5	16.911	98.2	58.375	78.40	0.166	14:21:46.300
15 -	18.889	22.494	104.5	16.826	98.1	<b>58.209 (1)</b>	<b>78.62</b>		<b>14:22:44.509</b>
16 -	18.912	22.619	104.6	16.896	98.1	58.427	78.33	0.218	14:23:42.936
17 -	18.878	22.685	104.8	<b>16.787</b>	98.2	58.350 (3)	78.43	0.141	14:24:41.286
18 -	<b>18.850</b>	22.517	104.6	16.844	97.2	58.211 (2)	78.62	0.002	14:25:39.497
19 -	19.068	22.670	104.5	17.470	96.6	59.208	77.29	0.999	14:26:38.705
20 -	19.122	22.835	104.2	17.333	96.8	59.290	77.19	1.081	14:27:37.995
21 -	18.992	22.650	105.5	17.023	97.3	58.665	78.01	0.456	14:28:36.660
22 -	19.023	22.508	104.6	16.967	97.2	58.498	78.23	0.289	14:29:35.158
23 -	19.984	23.207	103.8	17.324	96.9	1:00.515	75.63	2.306	14:30:35.673

<b>P21 72</b>		<b>Ricky TARREN</b>		Honda - Cresswell Racing					
LAP	SECTOR 1	SECTOR 2	SECTOR 3	LAP TIME	MPH	DIFF	TIME OF DAY		
1 -		24.928	94.9	17.786	95.0				14:06:09.507
2 -	19.688	23.304	100.9	17.385	95.0	1:00.377	75.80	1.989	14:07:09.884
3 -	19.442	23.143	<b>102.9</b>	17.377	94.9	59.962	76.32	1.574	14:08:09.846
4 -	19.877	23.274	101.5	17.139	94.9	1:00.290	75.91	1.902	14:09:10.136
5 -	19.213	22.947	101.6	17.195	95.0	59.355 (2)	77.10	0.967	14:10:09.491
6 -	19.158	23.119	100.4	21.049	39.9	1:03.326	72.27	4.938	14:11:12.817
7 -	OUTLAP	22.973	102.2	17.226	<b>95.8</b>	1:49.907	41.64	51.519	14:13:02.724
8 -	19.188	23.652	99.8	17.007	95.4	59.847 (3)	76.47	1.459	14:14:02.571
9 -	18.885	<b>22.565</b>	101.8	<b>16.938</b>	95.4	<b>58.388 (1)</b>	<b>78.38</b>		<b>14:15:00.959</b>

<b>P22 27</b>		<b>Thomas LODGE</b>		Honda - RS Racing					
LAP	SECTOR 1	SECTOR 2	SECTOR 3	LAP TIME	MPH	DIFF	TIME OF DAY		
1 -		26.984	104.6	18.648	99.1				14:06:47.298
2 -	19.765	23.849	107.5	18.077	99.4	1:01.691	74.18	2.184	14:07:48.989
3 -	19.582	23.871	106.8	17.828	100.6	1:01.281	74.68	1.774	14:08:50.270
4 -	20.282	26.489	101.8	18.177	100.1	1:04.948	70.46	5.441	14:09:55.218
5 -	20.066	24.707	102.2	24.573	35.6	1:09.346	65.99	9.839	14:11:04.564
6 -	OUTLAP	26.919	104.8	18.543	98.1	2:16.209	33.60	1:16.702	14:13:20.773
7 -	19.978	24.745	104.2	17.689	100.6	1:02.412	73.33	2.905	14:14:23.185
8 -	<b>19.275</b>	24.140	105.0	17.687	100.7	1:01.102	74.90	1.595	14:15:24.287
9 -	20.094	32.263	67.5	22.401	35.2	1:14.758	61.22	15.251	14:16:39.045
10 -	OUTLAP	25.090	105.5	17.847	<b>101.6</b>	2:33.525	29.81	1:34.018	14:19:12.570
11 -	19.323	24.208	100.3	17.767	100.6	1:01.298	74.66	1.791	14:20:13.868
12 -	21.337	24.420	107.3	17.609	100.3	1:03.366	72.22	3.859	14:21:17.234
13 -	19.965	23.321	107.8	17.209	100.6	1:00.495 (2)	75.65	0.988	14:22:17.729
14 -	19.827	23.442	106.5	17.457	100.9	1:00.726	75.36	1.219	14:23:18.455
15 -	19.604	23.306	107.7	18.086	97.5	1:00.996	75.03	1.489	14:24:19.451
16 -	20.026	<b>23.242</b>	107.8	17.271	101.3	1:00.539 (3)	75.60	1.032	14:25:19.990

Weather / Track : Cloudy / Dry

Knockhill  
Circuit Length = 1.2713 miles  
Start: 14:05 Flag 14:30 End: 14:31

MCRCB BULLETIN TK146

2013 MCE British Superbike Championship - Round 4

2013 Monster Energy British Motostar Championship

QUALIFYING 2 - SECTOR ANALYSIS

SECTOR 1 = FL to I1, SECTOR 2 = I1 to I2, SECTOR 3 = I2 to FL, DIFF = Difference To Personal Best Lap

17 -	19.317	23.292	<b>110.5</b>	<b>16.898</b>	100.6	<b>59.507 (1)</b>	<b>76.91</b>		<b>14:26:19.497</b>
18 -	19.986	24.335	101.6	20.666	37.7	1:04.987	70.42	5.480	14:27:24.484

<b>P23 65</b>		<b>Josh OWENS</b>		Honda - Trax Hydraulics					
LAP	SECTOR 1	SECTOR 2	SECTOR 3	LAP TIME	MPH	DIFF	TIME OF DAY		
1 -	OUTLAP	28.953	73.9	19.498	93.3		14:06:49.775		
2 -	20.616	24.695	98.8	18.157	92.9	1:03.468	72.11	3.608	14:07:53.243
3 -	20.073	24.707	97.3	18.011	94.2	1:02.791	72.88	2.931	14:08:56.034
4 -	20.082	24.564	100.3	17.364	94.5	1:02.010	73.80	2.150	14:09:58.044
5 -	20.091	24.340	101.3	17.473	94.9	1:01.904	73.93	2.044	14:10:59.948
6 -	19.634	24.241	101.5	17.279	94.9	1:01.154	74.84	1.294	14:12:01.102
7 -	19.712	23.936	98.3	17.433	95.0	1:01.081	74.92	1.221	14:13:02.183
8 -	19.460	24.063	<b>101.8</b>	17.381	94.9	1:00.904	75.14	1.044	14:14:03.087
9 -	19.554	23.908	99.5	17.463	94.3	1:00.925	75.12	1.065	14:15:04.012
10 -	19.668	24.132	99.1	20.711	33.7	1:04.511	70.94	4.651	14:16:08.523
11 -	OUTLAP	24.535	99.2	17.138	95.5	1:50.165	41.54	50.305	14:17:58.688
12 -	19.631	23.701	100.9	<b>16.874</b>	95.0	1:00.206	76.01	0.346	14:18:58.894
13 -	19.724	23.951	99.8	17.150	95.3	1:00.825	75.24	0.965	14:19:59.719
14 -	<b>19.325</b>	23.708	100.6	17.395	94.9	1:00.428	75.73	0.568	14:21:00.147
15 -	19.524	23.435	100.9	16.933	95.5	59.892 (2)	76.41	0.032	14:22:00.039
16 -	19.620	23.612	101.6	17.140	<b>95.7</b>	1:00.372	75.80	0.512	14:23:00.411
17 -	19.399	23.542	100.0	17.054	95.3	59.995 (3)	76.28	0.135	14:24:00.406
18 -	19.492	23.576	100.4	17.713	93.5	1:00.781	75.29	0.921	14:25:01.187
19 -	19.725	23.817	99.1	17.144	94.2	1:00.686	75.41	0.826	14:26:01.873
20 -	21.458	23.470	100.9	17.539	93.2	1:02.467	73.26	2.607	14:27:04.340
<b>21 -</b>	19.535	<b>23.325</b>	100.9	17.000	94.5	<b>59.860 (1)</b>	<b>76.45</b>		<b>14:28:04.200</b>
22 -	19.462	24.279	97.8	17.954	94.5	1:01.695	74.18	1.835	14:29:05.895
23 -	19.668	23.541	99.8	17.586	93.7	1:00.795	75.28	0.935	14:30:06.690

<b>P24 4</b>		<b>Paul McCARTNEY</b>		Honda -					
LAP	SECTOR 1	SECTOR 2	SECTOR 3	LAP TIME	MPH	DIFF	TIME OF DAY		
1 -	OUTLAP	26.371	96.1	18.520	91.9		14:10:19.460		
2 -	20.519	25.227	97.9	17.800	95.0	1:03.546 (3)	72.02	2.485	14:11:23.006
3 -	20.076	24.182	100.7	<b>17.314</b>	<b>97.2</b>	1:01.572 (2)	74.33	0.511	14:12:24.578
<b>4 -</b>	<b>19.551</b>	<b>24.179</b>	<b>101.2</b>	17.331	96.0	<b>1:01.061 (1)</b>	<b>74.95</b>		<b>14:13:25.639</b>
5 -	20.532	29.500	73.9	28.925	27.4	1:18.957	57.96	17.896	14:14:44.596

**MCRCB BULLETIN TK147****2013 MCE British Superbike Championship - Round 4****2013 Monster Energy British Motostar Championship****QUALIFYING 2 - BEST SPEEDS**

POS	SECTOR 1			SECTOR 2			FINISH LINE		
	NO	NAME	MPH	NO	NAME	MPH	NO	NAME	MPH
1				66	Joe IRVING	113.1	66	Joe IRVING	105.1
2				95	Tarran MACKENZIE	112.5	95	Tarran MACKENZIE	105.1
3				17	Tom CARNE	112.4	34	Jordan WEAVING	104.6
4				34	Jordan WEAVING	112.0	64	Asher DURHAM	104.2
5				64	Asher DURHAM	111.6	17	Tom CARNE	103.7
6				13	Sam BURMAN	111.1	13	Sam BURMAN	103.5
7				80	Callum BEY	110.9	40	Joe FRANCIS	103.4
8				27	Thomas LODGE	110.5	22	Stephanie WADDELOW	103.0
9				43	Arnie SHELTON	110.5	80	Callum BEY	102.2
10				22	Stephanie WADDELOW	110.1	43	Arnie SHELTON	102.1
11				40	Joe FRANCIS	109.1	10	Peter SUTHERLAND	101.6
12				10	Peter SUTHERLAND	108.7	27	Thomas LODGE	101.6
13				21	Jason DOUGLAS	108.7	36	Jayson URIBE	101.0
14				36	Jayson URIBE	107.7	21	Jason DOUGLAS	100.4
15				77	Jason VERNON	107.2	35	Elliot LODGE	100.3
16				88	Lewis ROLLO	106.8	88	Lewis ROLLO	99.7
17				35	Elliot LODGE	106.5	12	Edward RENDELL	99.5
18				41	Milo WARD	106.5	44	Jake BAYFORD	99.4
19				12	Edward RENDELL	106.0	41	Milo WARD	99.2
20				44	Jake BAYFORD	105.8	77	Jason VERNON	98.6
21				86	Bradley HUGHES	105.8	86	Bradley HUGHES	98.5
22				72	Ricky TARREN	102.9	4	Paul McCARTNEY	97.2
23				65	Josh OWENS	101.8	72	Ricky TARREN	95.8
24				4	Paul McCARTNEY	101.2	65	Josh OWENS	95.7

Weather / Track : Cloudy / Dry

Results can be found at [www.tsl-timing.com](http://www.tsl-timing.com)Knockhill  
Circuit Length = 1.2713 miles  
Start: 14:05 Flag 14:30 End: 14:31

Printed - 14:35 Saturday, 15 June 2013

**MCRCB BULLETIN TK148**

**2013 MCE British Superbike Championship - Round 4**

**2013 Monster Energy British Motostar Championship**

**QUALIFYING 2 - BEST SECTORS**

SECTOR 1			SECTOR 2			SECTOR 3			IDEAL / BEST COMPARISON							
POS	NO	NAME	TIME	NO	NAME	TIME	NO	NAME	TIME	POS	NO	NAME	IDEAL	BEST	DIFF	
1	40	FRANCIS	17.615	95	MACKENZIE	21.147	66	IRVING	15.566				<b>PERFECT LAP</b>	<b>54.328</b>		
2	66	IRVING	17.812	66	IRVING	21.207	40	FRANCIS	15.606	1	40	FRANCIS	54.551	54.616	0.065	
3	95	MACKENZIE	17.885	34	WEAVING	21.220	95	MACKENZIE	15.622	2	66	IRVING	54.585	54.585	0.000	
4	34	WEAVING	17.928	40	FRANCIS	21.330	34	WEAVING	15.655	3	95	MACKENZIE	54.654	54.691	0.037	
5	17	CARNE	18.054	17	CARNE	21.571	10	SUTHERLAND	16.120	4	34	WEAVING	54.803	54.852	0.049	
6	43	SHELTON	18.074	21	SUTHERLAND	21.687	17	CARNE	16.128	5	17	CARNE	55.753	56.197	0.444	
7	80	BEY	18.289	20	DOUGLAS	21.798	36	URIBE	16.143	6	10	SUTHERLAND	56.186	56.401	0.215	
8	10	SUTHERLAND	18.379	80	BEY	21.828	43	SHELTON	16.201	7	43	SHELTON	56.279	56.395	0.116	
9	41	WARD	18.402	12	RENDELL	21.996	13	BURMAN	16.210	8	80	BEY	56.405	56.490	0.085	
10	88	ROLLO	18.425	43	SHELTON	22.004	88	ROLLO	16.255	9	21	DOUGLAS	56.840	56.973	0.133	
11	12	RENDELL	18.538	36	URIBE	22.075	35	LODGE	16.274	10	36	URIBE	56.868	57.114	0.246	
12	21	DOUGLAS	18.570	35	LODGE	22.088	80	BEY	16.288	11	88	ROLLO	56.934	56.965	0.031	
13	22	WADDELOW	18.595	86	HUGHES	22.119	22	WADDELOW	16.291	12	41	WARD	56.960	57.102	0.142	
14	35	LODGE	18.610	22	WADDELOW	22.129	64	DURHAM	16.296	13	35	LODGE	56.972	57.180	0.208	
15	86	HUGHES	18.610	41	WARD	22.168	41	WARD	16.390	14	22	WADDELOW	57.015	57.305	0.290	
16	44	BAYFORD	18.622	88	ROLLO	22.254	44	BAYFORD	16.440	15	12	RENDELL	57.095	57.496	0.401	
17	36	URIBE	18.650	77	VERNON	22.371	21	DOUGLAS	16.472	16	86	HUGHES	57.248	57.400	0.152	
18	13	BURMAN	18.747	44	BAYFORD	22.411	86	HUGHES	16.519	17	13	BURMAN	57.376	57.564	0.188	
19	64	DURHAM	18.798	13	BURMAN	22.419	12	RENDELL	16.561	18	44	BAYFORD	57.473	57.580	0.107	
20	77	VERNON	18.850	72	TARREN	22.565	77	VERNON	16.787	19	64	DURHAM	57.701	57.804	0.103	
21	72	TARREN	18.861	64	DURHAM	22.607	65	OWENS	16.874	20	77	VERNON	58.008	58.209	0.201	
22	27	LODGE	19.275	27	LODGE	23.242	27	LODGE	16.898	21	72	TARREN	58.364	58.388	0.024	
23	65	OWENS	19.325	65	OWENS	23.325	72	TARREN	16.938	22	27	LODGE	59.415	59.507	0.092	
24	4	MCCARTNEY	19.551	4	MCCARTNEY	24.179	4	MCCARTNEY	17.314	23	65	OWENS	59.524	59.860	0.336	
										24	4	MCCARTNEY	1:01.044	1:01.061	0.017	

Weather / Track : Cloudy / Dry

Results can be found at [www.tsl-timing.com](http://www.tsl-timing.com)

Knockhill  
 Circuit Length = 1.2713 miles  
 Start: 14:05 Flag 14:30 End: 14:31

Printed - 14:36 Saturday, 15 June 2013



ROW 8	24   1:01.061 4 Paul McCARTNEY	23   59.860 65 Josh OWENS	22   59.507 27 Thomas LODGE
ROW 7	21   58.388 72 Ricky TARREN	20   58.209 77 Jason VERNON	19   57.804 64 Asher DURHAM
ROW 6	18   57.580 44 Jake BAYFORD	17   57.564 13 Sam BURMAN	16   57.496 12 Edward RENDELL
ROW 5	15   57.400 86 Bradley HUGHES	14   57.305 22 Stephanie WADDELOW	13   57.180 35 Elliot LODGE
ROW 4	12   57.114 36 Jayson URIBE	11   57.102 41 Milo WARD	10   56.973 21 Jason DOUGLAS
ROW 3	9   56.965 88 Lewis ROLLO	8   56.490 80 Callum BEY	7   56.401 10 Peter SUTHERLAND
ROW 2	6   56.395 43 Arnie SHELTON	5   56.197 17 Tom CARNE	4   54.852 34 Jordan WEAIVING
ROW 1	3   54.691 95 Tarran MACKENZIE	2   54.616 40 Joe FRANCIS	1   54.585 66 Joe IRVING <b>Pole</b>

Knockhill  
Circuit Length = 1.2713 miles

These results are provisional until the conclusion of any judicial and technical matters.

Race Director :	Stewards :	Timekeeper :
-----------------	------------	--------------

Results can be found at [www.britishsuperbike.com](http://www.britishsuperbike.com)

Printed - 14:41 Saturday, 15 June 2013

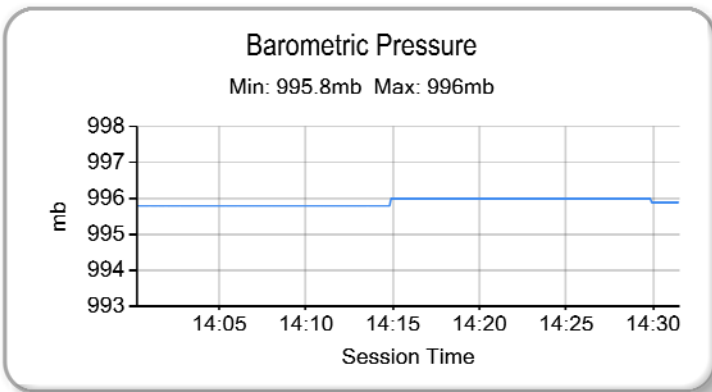
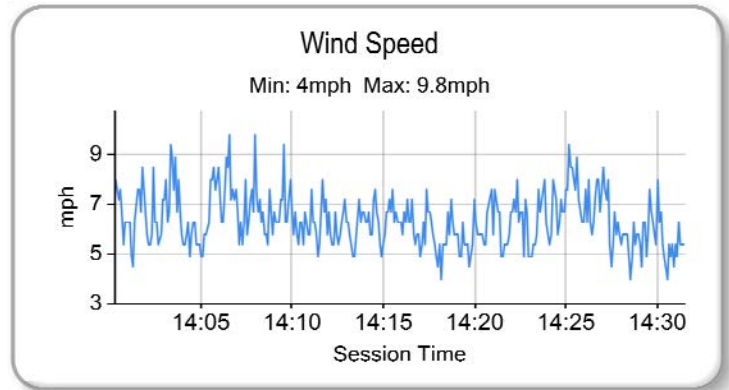
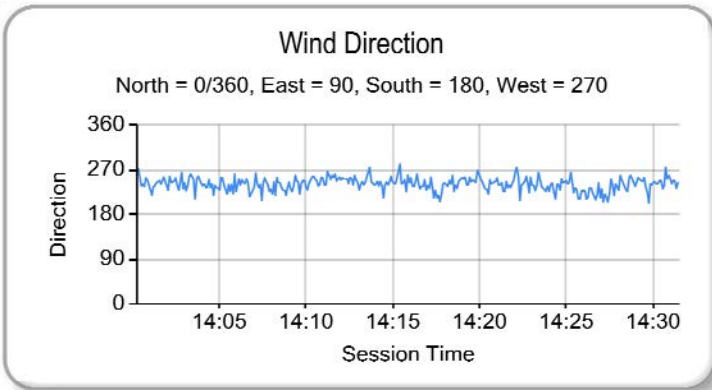
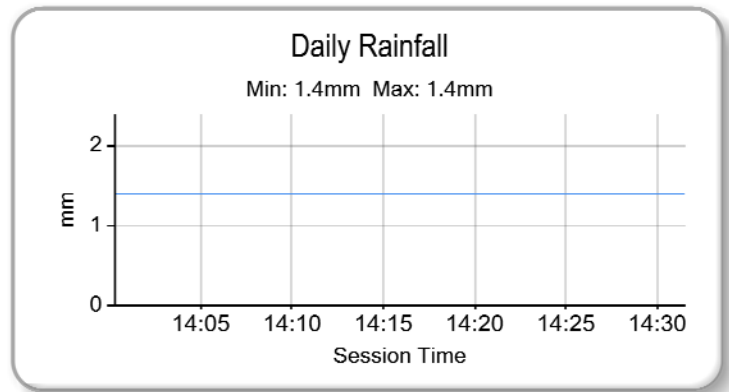
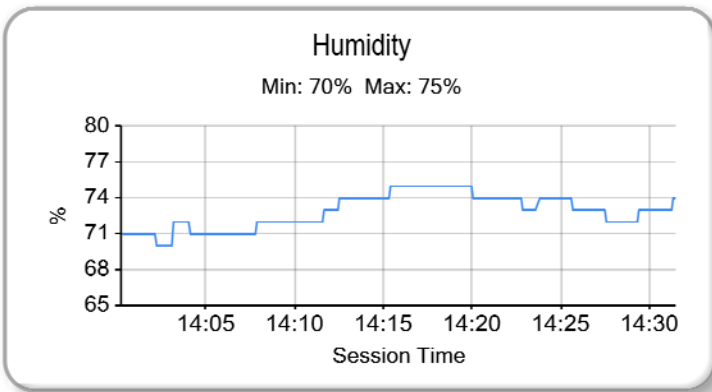
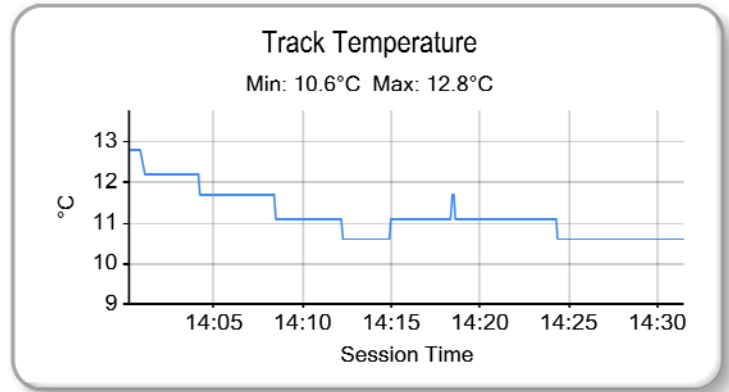
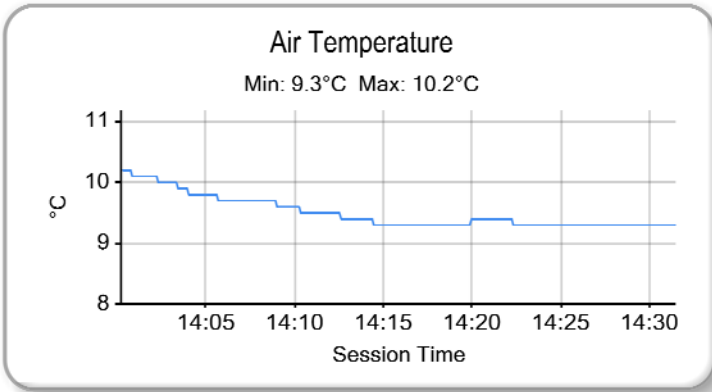


# MCRCB BULLETIN TK150

## 2013 MCE British Superbike Championship - Round 4

## 2013 Monster Energy British Motostar Championship

### QUALIFYING 2 - WEATHER CONDITIONS



Weather / Track : Cloudy / Dry

Results can be found at [www.tsl-timing.com](http://www.tsl-timing.com)

Knockhill  
Circuit Length = 1.2713 miles  
Start: 14:05 Flag 14:30 End: 14:31

Printed - 14:36 Saturday, 15 June 2013

## WARM-UP - CLASSIFICATION



POS	NO	CL	PIC NAME	ENTRY	TIME	ON	LAPS	GAP	DIFF	MPH
1	66	M3	1 Joe IRVING	KTM - RS Racing / The Toad and Tatle Pub	56.991	8	8			80.30
2	80		1 Callum BEY	Honda - RCD Motorsport	57.163	8	9	0.172	0.172	80.06
3	12		2 Edward RENDELL	Honda - Banks Racing	57.292	8	8	0.301	0.129	79.88
4	17		3 Tom CARNE	Honda - TC Racing / SP125 racing	57.316	8	8	0.325	0.024	79.85
5	86		4 Bradley HUGHES	KTM - Creswell Racing	57.730	6	8	0.739	0.414	79.27
6	88		5 Lewis ROLLO	Honda - Lewis Rollo Racing	58.235	7	8	1.244	0.505	78.59
7	35		6 Elliot LODGE	Honda - SP125 / SpikeRacing	58.241	7	8	1.250	0.006	78.58
8	77		7 Jason VERNON	Honda - SGR Racing	58.474	7	8	1.483	0.233	78.27
9	43		8 Arnie SHELTON	Honda - e3 motorsport	58.796	6	7	1.805	0.322	77.84
10	41		9 Milo WARD	Luyten Honda - FPW Racing	59.296	7	8	2.305	0.500	77.18
11	72		10 Ricky TARREN	Honda - Cresswell Racing	59.370	7	8	2.379	0.074	77.08
12	22		11 Stephanie WADDELOW	Aprilia - Moto Strada	59.458	7	8	2.467	0.088	76.97
13	34	M3	2 Jordan WEAVING	KTM - Jordan Racing / Burkert	59.565	6	7	2.574	0.107	76.83
14	44		12 Jake BAYFORD	Honda - j4ke.com	59.770	7	8	2.779	0.205	76.57
15	13	M3	3 Sam BURMAN	Honda - WNT / Burman Racing	59.853	8	8	2.862	0.083	76.46
16	27		13 Thomas LODGE	Honda - RS Racing	59.964	3	5	2.973	0.111	76.32
17	64		14 Asher DURHAM	Seel Honda - Repli-Cast UK	1:00.428	4	7	3.437	0.464	75.73
18	65		15 Josh OWENS	Honda - Trax Hydraulics	1:00.830	8	8	3.839	0.402	75.23
19	4		16 Paul McCARTNEY	Honda -	1:01.812	7	8	4.821	0.982	74.04
20	21		17 Jason DOUGLAS	Honda - Banks Racing	1:02.249	4	5	5.258	0.437	73.52
21	36		18 Jayson URIBE	Honda - Rock and Sons Racing	1:02.361	5	8	5.370	0.112	73.39
22	10		19 Peter SUTHERLAND	Aprilia - Kinpac Racing	1:03.247	2	2	6.256	0.886	72.36
23	40	M3	4 Joe FRANCIS	Honda - Team WD40			1			

Weather / Track : Cloudy / Damp

These results are provisional until the conclusion of any judicial and technical matters.

Knockhill

Circuit Length = 1.2713 miles

Start: 08:56 Flag 09:04 End: 09:05

Race Director :

Stewards :

Timekeeper :

Results can be found at [www.britishsuperbike.com](http://www.britishsuperbike.com)

Printed - 09:06 Sunday, 16 June 2013



# MCRCB BULLETIN TK219

## 2013 MCE British Superbike Championship - Round 4

## 2013 Monster Energy British Motostar Championship

### WARM-UP - SECTOR ANALYSIS

SECTOR 1 = FL to I1, SECTOR 2 = I1 to I2, SECTOR 3 = I2 to FL, DIFF = Difference To Personal Best Lap

P1		66 M3	Joe IRVING		KTM - RS Racing / The Toad and Tatle Pub			
LAP	SECTOR 1	SECTOR 2	SECTOR 3	LAP TIME	MPH	DIFF	TIME OF DAY	
1 -	OUTLAP	25.365	100.1	18.851	104.2		08:57:28.885	
2 -	20.497	24.561	109.2	17.158	105.0	1:02.216	73.56 5.225 08:58:31.101	
3 -	19.091	23.175	110.3	16.426	<b>105.3</b>	58.692	77.97 1.701 08:59:29.793	
4 -	18.790	22.725	111.6	16.490	104.6	58.005	78.90 1.014 09:00:27.798	
5 -	18.889	22.137	111.8	16.196	104.8	57.222	79.98 0.231 09:01:25.020	
6 -	18.683	22.498	112.0	<b>16.020</b>	105.1	57.201 (3)	80.01 0.210 09:02:22.221	
7 -	18.678	22.263	<b>112.2</b>	16.134	104.6	57.075 (2)	80.18 0.084 09:03:19.296	
8 -	<b>18.584</b>	<b>22.117</b>	111.6	16.290	104.5	<b>56.991 (1)</b>	<b>80.30</b> <b>09:04:16.287</b>	

P2		80	Callum BEY		Honda - RCD Motorsport			
LAP	SECTOR 1	SECTOR 2	SECTOR 3	LAP TIME	MPH	DIFF	TIME OF DAY	
1 -		23.574	107.5	17.694	100.3		08:57:15.424	
2 -	19.488	22.992	107.7	17.147	100.4	59.627	76.75 2.464 08:58:15.051	
3 -	19.018	22.730	107.3	16.858	100.9	58.606	78.09 1.443 08:59:13.657	
4 -	18.718	22.596	108.0	16.791	100.7	58.105	78.76 0.942 09:00:11.762	
5 -	18.611	22.265	108.0	16.716	100.0	57.592 (2)	79.46 0.429 09:01:09.354	
6 -	18.605	22.333	107.8	16.955	100.3	57.893	79.05 0.730 09:02:07.247	
7 -	18.453	22.247	108.0	16.923	100.3	57.623 (3)	79.42 0.460 09:03:04.870	
8 -	<b>18.373</b>	<b>22.066</b>	107.5	16.724	100.6	<b>57.163 (1)</b>	<b>80.06</b> <b>09:04:02.033</b>	
9 -	18.444	22.549	<b>108.2</b>	<b>16.652</b>	<b>101.5</b>	57.645	79.39 0.482 09:04:59.678	

P3		12	Edward RENDELL		Honda - Banks Racing			
LAP	SECTOR 1	SECTOR 2	SECTOR 3	LAP TIME	MPH	DIFF	TIME OF DAY	
1 -		22.934	104.8	16.815	98.3		08:57:13.525	
2 -	18.994	22.557	105.6	16.570	99.2	58.121	78.74 0.829 08:58:11.646	
3 -	18.691	22.284	105.1	16.613	98.8	57.588 (3)	79.47 0.296 08:59:09.234	
4 -	<b>OUTLAP</b>	22.358	105.0	16.744	98.5	57.779	79.21 0.487 09:00:07.013	
5 -	18.817	22.369	105.3	21.361	32.0	1:02.547	73.17 5.255 09:01:09.560	
6 -	<b>OUTLAP</b>	22.386	106.6	16.620	100.0	1:36.252	47.54 38.960 09:02:45.812	
7 -	18.701	22.433	106.5	<b>16.433</b>	<b>100.7</b>	57.567 (2)	79.50 0.275 09:03:43.379	
8 -	18.759	<b>22.028</b>	<b>108.0</b>	16.505	100.6	<b>57.292 (1)</b>	<b>79.88</b> <b>09:04:40.671</b>	

P4		17	Tom CARNE		Honda - TC Racing / SP125 racing			
LAP	SECTOR 1	SECTOR 2	SECTOR 3	LAP TIME	MPH	DIFF	TIME OF DAY	
1 -	OUTLAP	26.485	104.3	19.679	100.6		08:57:31.605	
2 -	20.952	24.247	110.3	18.211	101.0	1:03.410	72.17 6.094 08:58:35.015	
3 -	20.591	25.825	102.9	18.493	101.6	1:04.909	70.51 7.593 08:59:39.924	
4 -	19.312	23.551	111.1	17.276	102.2	1:00.139	76.10 2.823 09:00:40.063	
5 -	20.853	28.376	82.0	17.780	101.8	1:07.009	68.30 9.693 09:01:47.072	
6 -	19.190	22.372	<b>111.8</b>	<b>16.667</b>	<b>103.4</b>	58.229 (3)	78.59 0.913 09:02:45.301	
7 -	19.040	22.184	110.9	16.695	102.4	57.919 (2)	79.02 0.603 09:03:43.220	
8 -	<b>18.739</b>	<b>21.882</b>	111.1	16.695	102.9	<b>57.316 (1)</b>	<b>79.85</b> <b>09:04:40.536</b>	

P5		86	Bradley HUGHES		KTM - Creswell Racing			
LAP	SECTOR 1	SECTOR 2	SECTOR 3	LAP TIME	MPH	DIFF	TIME OF DAY	
1 -		25.484	101.6	18.994	96.1		08:57:21.088	
2 -	20.192	23.929	100.3	17.948	95.8	1:02.069	73.73 4.339 08:58:23.157	
3 -	19.282	23.079	<b>104.2</b>	17.547	98.3	59.908	76.39 2.178 08:59:23.065	
4 -	18.876	22.844	103.8	17.293	97.9	59.013	77.55 1.283 09:00:22.078	
5 -	18.825	22.476	104.0	16.925	97.9	58.226 (3)	78.60 0.496 09:01:20.304	
6 -	<b>18.677</b>	<b>22.232</b>	104.0	<b>16.821</b>	<b>98.5</b>	<b>57.730 (1)</b>	<b>79.27</b> <b>09:02:18.034</b>	
7 -	18.885	22.440	104.0	16.870	98.3	58.195 (2)	78.64 0.465 09:03:16.229	
8 -	18.853	22.492	103.7	16.916	98.3	58.261	78.55 0.531 09:04:14.490	

P6		88	Lewis ROLLO		Honda - Lewis Rollo Racing			
LAP	SECTOR 1	SECTOR 2	SECTOR 3	LAP TIME	MPH	DIFF	TIME OF DAY	
1 -		25.266	103.5	18.208	92.4		08:57:20.401	

Weather / Track : Cloudy / Damp

Knockhill

Circuit Length = 1.2713 miles

Start: 08:56 Flag 09:04 End: 09:05

# MCRCB BULLETIN TK219

## 2013 MCE British Superbike Championship - Round 4

## 2013 Monster Energy British Motostar Championship

### WARM-UP - SECTOR ANALYSIS

SECTOR 1 = FL to I1, SECTOR 2 = I1 to I2, SECTOR 3 = I2 to FL, DIFF = Difference To Personal Best Lap

2 -	20.588	24.410	95.4	18.363	91.8	1:03.361	72.23	5.126	08:58:23.762
3 -	20.065	23.806	98.8	17.755	93.2	1:01.626	74.26	3.391	08:59:25.388
4 -	19.876	23.590	99.7	17.500	93.3	1:00.966	75.07	2.731	09:00:26.354
5 -	19.588	22.998	105.1	16.926	98.3	59.512	76.90	1.277	09:01:25.866
6 -	18.862	<b>22.471</b>	<b>107.0</b>	16.938	<b>99.1</b>	58.271 (2)	78.54	0.036	09:02:24.137
7 -	<b>18.852</b>	22.648	105.3	16.735	98.8	<b>58.235</b> (1)	<b>78.59</b>		<b>09:03:22.372</b>
8 -	18.884	23.044	103.8	<b>16.696</b>	98.3	58.624 (3)	78.06	0.389	09:04:20.996

P7	35	Elliot LODGE			Honda - SP125 / SpikeRacing				
LAP	SECTOR 1	SECTOR 2	SECTOR 3	LAP TIME	MPH	DIFF	TIME OF DAY		
1 -	OUTLAP	26.937	95.1	19.774	99.1				08:57:29.622
2 -	20.851	24.611	106.8	17.375	100.7	1:02.837	72.83	4.596	08:58:32.459
3 -	19.628	23.527	<b>107.0</b>	17.043	100.9	1:00.198	76.02	1.957	08:59:32.657
4 -	19.301	22.888	106.3	16.814	100.6	59.003	77.56	0.762	09:00:31.660
5 -	19.279	22.928	106.5	16.606	98.2	58.813	77.81	0.572	09:01:30.473
6 -	19.234	22.871	105.8	16.644	100.3	58.749 (3)	77.90	0.508	09:02:29.222
7 -	19.108	<b>22.802</b>	<b>107.0</b>	<b>16.331</b>	<b>101.0</b>	<b>58.241</b> (1)	<b>78.58</b>		<b>09:03:27.463</b>
8 -	<b>18.911</b>	22.892	106.0	16.479	98.8	58.282 (2)	78.52	0.041	09:04:25.745

P8	77	Jason VERNON			Honda - SGR Racing				
LAP	SECTOR 1	SECTOR 2	SECTOR 3	LAP TIME	MPH	DIFF	TIME OF DAY		
1 -	OUTLAP	25.506	96.6	20.254	97.8				08:57:30.168
2 -	20.907	24.802	105.5	17.557	<b>99.5</b>	1:03.266	72.34	4.792	08:58:33.434
3 -	20.358	24.630	102.6	18.190	98.9	1:03.178	72.44	4.704	08:59:36.612
4 -	19.759	24.392	92.6	18.823	97.1	1:02.974	72.67	4.500	09:00:39.586
5 -	20.296	24.983	101.8	17.339	98.6	1:02.618	73.09	4.144	09:01:42.204
6 -	<b>19.203</b>	23.537	105.0	16.961	98.6	59.701 (2)	76.66	1.227	09:02:41.905
7 -	19.231	<b>22.504</b>	<b>106.3</b>	<b>16.739</b>	99.4	<b>58.474</b> (1)	<b>78.27</b>		<b>09:03:40.379</b>
8 -	19.303	23.577	104.6	16.963	<b>99.5</b>	59.843 (3)	76.47	1.369	09:04:40.222

P9	43	Arnie SHELTON			Honda - e3 motorsport				
LAP	SECTOR 1	SECTOR 2	SECTOR 3	LAP TIME	MPH	DIFF	TIME OF DAY		
1 -	OUTLAP	28.380	100.7	19.760	100.1				08:57:39.852
2 -	21.221	25.092	105.6	17.968	<b>101.8</b>	1:04.281	71.19	5.485	08:58:44.133
3 -	19.749	23.914	108.0	17.359	101.3	1:01.022 (3)	75.00	2.226	08:59:45.155
4 -	19.302	24.445	107.7	17.418	100.9	1:01.165	74.82	2.369	09:00:46.320
5 -	19.816	23.345	107.8	<b>16.720</b>	<b>101.8</b>	59.881 (2)	76.43	1.085	09:01:46.201
6 -	<b>19.084</b>	<b>22.973</b>	<b>108.4</b>	16.739	<b>101.8</b>	<b>58.796</b> (1)	<b>77.84</b>		<b>09:02:44.997</b>
7 -	19.548	25.701	80.4	21.230	35.7	1:06.479	68.84	7.683	09:03:51.476

P10	41	Milo WARD			Luyten Honda - FPW Racing				
LAP	SECTOR 1	SECTOR 2	SECTOR 3	LAP TIME	MPH	DIFF	TIME OF DAY		
1 -	OUTLAP	27.276	102.1	19.909	93.3				08:57:33.926
2 -	21.418	24.917	102.6	18.300	96.2	1:04.635	70.80	5.339	08:58:38.561
3 -	20.331	24.142	104.8	17.264	<b>99.2</b>	1:01.737	74.13	2.441	08:59:40.298
4 -	19.263	23.912	<b>105.5</b>	17.378	97.8	1:00.553	75.58	1.257	09:00:40.851
5 -	20.005	24.507	100.7	17.206	97.3	1:01.718	74.15	2.422	09:01:42.569
6 -	19.395	23.395	105.3	17.354	96.8	1:00.144 (3)	76.09	0.848	09:02:42.713
7 -	19.257	22.992	103.7	<b>17.047</b>	97.3	<b>59.296</b> (1)	<b>77.18</b>		<b>09:03:42.009</b>
8 -	<b>19.070</b>	<b>22.749</b>	104.6	18.139	95.8	59.958 (2)	76.33	0.662	09:04:41.967

P11	72	Ricky TARREN			Honda - Cresswell Racing				
LAP	SECTOR 1	SECTOR 2	SECTOR 3	LAP TIME	MPH	DIFF	TIME OF DAY		
1 -		25.239	98.8	18.504	94.2				08:57:18.654
2 -	20.706	24.313	101.5	17.992	94.6	1:03.011	72.63	3.641	08:58:21.665
3 -	20.052	23.508	101.9	17.787	95.0	1:01.347	74.60	1.977	08:59:23.012
4 -	19.568	23.191	101.9	17.735	94.9	1:00.494	75.65	1.124	09:00:23.506
5 -	19.646	23.300	101.9	17.501	94.5	1:00.447	75.71	1.077	09:01:23.953
6 -	19.633	23.316	<b>102.9</b>	17.236	94.3	1:00.185 (3)	76.04	0.815	09:02:24.138
7 -	<b>19.457</b>	<b>22.828</b>	102.4	<b>17.085</b>	<b>95.3</b>	<b>59.370</b> (1)	<b>77.08</b>		<b>09:03:23.508</b>

Weather / Track : Cloudy / Damp

Knockhill

Circuit Length = 1.2713 miles

Start: 08:56 Flag 09:04 End: 09:05

# MCRCB BULLETIN TK219

## 2013 MCE British Superbike Championship - Round 4

## 2013 Monster Energy British Motostar Championship

### WARM-UP - SECTOR ANALYSIS

SECTOR 1 = FL to I1, SECTOR 2 = I1 to I2, SECTOR 3 = I2 to FL, DIFF = Difference To Personal Best Lap

8 - 19.472 22.942 101.2 17.280 94.7 59.694 (2) 76.67 0.324 09:04:23.202

P12 22		Stephanie WADDELOW		Aprilia - Moto Strada			
LAP	SECTOR 1	SECTOR 2	SECTOR 3	LAP TIME	MPH	DIFF	TIME OF DAY
1 -	OUTLAP	27.797	100.0	18.548	101.2		08:57:27.578
2 -	20.904	24.621	106.0	18.030	100.6	1:03.555	72.01 4.097 08:58:31.133
3 -	19.788	23.235	108.0	17.251	102.9	1:00.274	75.93 0.816 08:59:31.407
4 -	19.836	23.672	105.3	17.080	102.9	1:00.588	75.53 1.130 09:00:31.995
5 -	19.537	<b>23.158</b>	106.5	16.872	102.7	59.567 (2)	76.83 0.109 09:01:31.562
6 -	19.446	23.310	<b>108.2</b>	<b>16.846</b>	<b>103.2</b>	59.602 (3)	76.78 0.144 09:02:31.164
7 -	<b>19.170</b>	23.422	104.8	16.866	<b>103.2</b>	<b>59.458 (1)</b>	<b>76.97</b> <b>09:03:30.622</b>
8 -	19.342	23.238	106.3	17.228	102.4	59.808	76.52 0.350 09:04:30.430

P13 34 M3		Jordan WEAVING		KTM - Jordan Racing / Burkert			
LAP	SECTOR 1	SECTOR 2	SECTOR 3	LAP TIME	MPH	DIFF	TIME OF DAY
1 -	OUTLAP	25.832	101.5	17.785	99.4		08:57:37.499
2 -	20.424	23.882	103.8	17.172	100.4	1:01.478	74.44 1.913 08:58:38.977
3 -	20.233	23.132	106.1	17.016	98.9	1:00.381 (3)	75.79 0.816 08:59:39.358
4 -	<b>19.742</b>	23.190	106.1	23.682	28.9	1:06.614	68.70 7.049 09:00:45.972
5 -	OUTLAP	23.415	101.5	16.869	<b>101.0</b>	2:04.837	36.66 1:05.272 09:02:50.809
6 -	19.753	<b>22.978</b>	<b>107.0</b>	<b>16.834</b>	100.7	<b>59.565 (1)</b>	<b>76.83</b> <b>09:03:50.374</b>
7 -	19.765	23.144	104.0	17.360	98.2	1:00.269 (2)	75.93 0.704 09:04:50.643

P14 44		Jake BAYFORD		Honda - j4ke.com			
LAP	SECTOR 1	SECTOR 2	SECTOR 3	LAP TIME	MPH	DIFF	TIME OF DAY
1 -	OUTLAP	25.888	102.9	18.910	98.3		08:57:28.592
2 -	20.665	24.904	<b>106.3</b>	17.600	98.5	1:03.169	72.45 3.399 08:58:31.761
3 -	19.941	23.607	104.8	17.092	97.3	1:00.640	75.47 0.870 08:59:32.401
4 -	20.007	23.539	105.0	16.822	98.2	1:00.368	75.81 0.598 09:00:32.769
5 -	19.694	23.547	104.0	16.924	98.1	1:00.165	76.07 0.395 09:01:32.934
6 -	19.539	23.576	105.5	<b>16.767</b>	98.8	59.882 (2)	76.42 0.112 09:02:32.816
7 -	<b>19.395</b>	23.484	105.5	16.891	97.8	<b>59.770 (1)</b>	<b>76.57</b> <b>09:03:32.586</b>
8 -	19.657	<b>23.432</b>	105.0	16.981	<b>99.4</b>	1:00.070 (3)	76.19 0.300 09:04:32.656

P15 13 M3		Sam BURMAN		Honda - WNT / Burman Racing			
LAP	SECTOR 1	SECTOR 2	SECTOR 3	LAP TIME	MPH	DIFF	TIME OF DAY
1 -	OUTLAP	26.697	107.2	19.068	100.7		08:57:32.022
2 -	20.774	24.655	108.5	17.565	102.2	1:02.994	72.65 3.141 08:58:35.016
3 -	20.125	23.903	<b>109.6</b>	18.037	<b>103.0</b>	1:02.065	73.74 2.212 08:59:37.081
4 -	19.669	24.076	97.1	17.324	102.4	1:01.069	74.94 1.216 09:00:38.150
5 -	<b>19.544</b>	23.486	109.1	17.110	102.7	1:00.140 (2)	76.10 0.287 09:01:38.290
6 -	20.214	24.057	107.5	17.018	101.5	1:01.289	74.67 1.436 09:02:39.579
7 -	19.637	23.767	107.7	17.018	102.7	1:00.422 (3)	75.74 0.569 09:03:40.001
8 -	19.550	<b>23.376</b>	108.2	<b>16.927</b>	102.6	<b>59.853 (1)</b>	<b>76.46</b> <b>09:04:39.854</b>

P16 27		Thomas LODGE		Honda - RS Racing			
LAP	SECTOR 1	SECTOR 2	SECTOR 3	LAP TIME	MPH	DIFF	TIME OF DAY
1 -	OUTLAP	24.990	106.6	18.598	98.5		09:00:09.302
2 -	20.185	24.433	<b>108.4</b>	17.496	101.9	1:02.114	73.68 2.150 09:01:11.416
3 -	<b>19.000</b>	<b>23.207</b>	107.7	17.757	100.7	<b>59.964 (1)</b>	<b>76.32</b> <b>09:02:11.380</b>
4 -	19.523	23.743	106.6	17.652	101.9	1:00.918 (3)	75.13 0.954 09:03:12.298
5 -	19.402	23.778	106.3	<b>17.215</b>	<b>102.4</b>	1:00.395 (2)	75.78 0.431 09:04:12.693

P17 64		Asher DURHAM		Seel Honda - Repli-Cast UK			
LAP	SECTOR 1	SECTOR 2	SECTOR 3	LAP TIME	MPH	DIFF	TIME OF DAY
1 -		28.714	100.1	20.188	103.2		08:57:29.946
2 -	21.046	24.490	<b>110.7</b>	17.772	<b>103.5</b>	1:03.308	72.29 2.880 08:58:33.254
3 -	20.370	24.692	106.8	18.014	103.2	1:03.076 (3)	72.55 2.648 08:59:36.330
4 -	<b>19.915</b>	<b>23.555</b>	110.1	<b>16.958</b>	103.0	<b>1:00.428 (1)</b>	<b>75.73</b> <b>09:00:36.758</b>

Weather / Track : Cloudy / Damp

Knockhill

Circuit Length = 1.2713 miles

Start: 08:56 Flag 09:04 End: 09:05

# MCRCB BULLETIN TK219

## 2013 MCE British Superbike Championship - Round 4

## 2013 Monster Energy British Motostar Championship

### WARM-UP - SECTOR ANALYSIS

SECTOR 1 = FL to I1, SECTOR 2 = I1 to I2, SECTOR 3 = I2 to FL, DIFF = Difference To Personal Best Lap

5 -	19.916	23.794	110.1	17.394	103.0	1:01.104 (2)	74.90	0.676	09:01:37.862
6 -	20.497	24.868	107.8	21.633	36.9	1:06.998	68.31	6.570	09:02:44.860
7 -	OUTLAP	24.718	110.5	17.540	103.4	1:42.287	44.74	41.859	09:04:27.147

<b>P18</b>	<b>65</b>	<b>Josh OWENS</b>		Honda - Trax Hydraulics					
LAP	SECTOR 1	SECTOR 2	SECTOR 3	LAP TIME	MPH	DIFF	TIME OF DAY		
1 -		27.074	99.8	19.410	93.5				08:57:28.778
2 -	21.376	24.741	102.2	18.319	95.1	1:04.436	71.02	3.606	08:58:33.214
3 -	20.727	24.529	101.8	18.463	<b>96.5</b>	1:03.719	71.82	2.889	08:59:36.933
4 -	20.140	23.943	100.1	18.175	94.5	1:02.258	73.51	1.428	09:00:39.191
5 -	20.087	24.038	100.1	17.830	93.7	1:01.955	73.87	1.125	09:01:41.146
6 -	20.083	23.904	101.5	17.600	95.7	1:01.587 (3)	74.31	0.757	09:02:42.733
7 -	19.869	<b>23.440</b>	<b>102.4</b>	18.093	96.2	1:01.402 (2)	74.53	0.572	09:03:44.135
8 -	<b>19.642</b>	23.814	101.2	<b>17.374</b>	95.5	<b>1:00.830 (1)</b>	<b>75.23</b>		<b>09:04:44.965</b>

<b>P19</b>	<b>4</b>	<b>Paul McCARTNEY</b>		Honda -					
LAP	SECTOR 1	SECTOR 2	SECTOR 3	LAP TIME	MPH	DIFF	TIME OF DAY		
1 -	OUTLAP	26.541	99.1	19.676	96.8				08:57:32.241
2 -	21.439	25.036	<b>104.0</b>	18.847	91.6	1:05.322	70.06	3.510	08:58:37.563
3 -	21.585	25.794	99.1	18.515	97.2	1:05.894	69.45	4.082	08:59:43.457
4 -	20.195	<b>24.329</b>	103.8	18.643	90.8	1:03.167	72.45	1.355	09:00:46.624
5 -	20.563	24.603	97.3	17.732	<b>98.8</b>	1:02.898	72.76	1.086	09:01:49.522
6 -	<b>19.961</b>	24.986	101.3	17.784	98.2	1:02.731 (3)	72.95	0.919	09:02:52.253
7 -	20.029	24.549	103.7	<b>17.234</b>	98.6	<b>1:01.812 (1)</b>	<b>74.04</b>		<b>09:03:54.065</b>
8 -	20.037	24.717	103.8	17.413	98.5	1:02.167 (2)	73.62	0.355	09:04:56.232

<b>P20</b>	<b>21</b>	<b>Jason DOUGLAS</b>		Honda - Banks Racing					
LAP	SECTOR 1	SECTOR 2	SECTOR 3	LAP TIME	MPH	DIFF	TIME OF DAY		
1 -	OUTLAP	26.040	104.2	18.589	97.9				08:57:36.698
2 -	20.742	24.690	102.7	18.243	<b>98.6</b>	1:03.675 (3)	71.87	1.426	08:58:40.373
3 -	20.420	24.575	102.9	18.233	<b>98.6</b>	1:03.228 (2)	72.38	0.979	08:59:43.601
4 -	20.496	23.964	<b>107.3</b>	<b>17.789</b>	97.5	<b>1:02.249 (1)</b>	<b>73.52</b>		<b>09:00:45.850</b>
5 -	<b>19.997</b>	<b>23.913</b>	99.8	23.313	29.3	1:07.223	68.08	4.974	09:01:53.073

<b>P21</b>	<b>36</b>	<b>Jayson URIBE</b>		Honda - Rock and Sons Racing					
LAP	SECTOR 1	SECTOR 2	SECTOR 3	LAP TIME	MPH	DIFF	TIME OF DAY		
1 -		27.274	100.0	18.675	96.2				08:57:25.978
2 -	22.249	25.835	103.2	18.324	97.1	1:06.408	68.91	4.047	08:58:32.386
3 -	21.005	24.637	102.9	19.888	96.2	1:05.530	69.84	3.169	08:59:37.916
4 -	<b>20.725</b>	24.545	<b>106.8</b>	17.433	<b>98.3</b>	1:02.703 (2)	72.99	0.342	09:00:40.619
5 -	20.742	<b>24.275</b>	104.2	17.344	97.3	<b>1:02.361 (1)</b>	<b>73.39</b>		<b>09:01:42.980</b>
6 -	22.013	27.401	103.4	<b>17.305</b>	97.9	1:06.719	68.59	4.358	09:02:49.699
7 -	21.453	24.349	103.8	17.363	97.1	1:03.165 (3)	72.45	0.804	09:03:52.864
8 -	20.884	24.759	103.2	17.554	96.2	1:03.197	72.42	0.836	09:04:56.061

<b>P22</b>	<b>10</b>	<b>Peter SUTHERLAND</b>		Aprilia - Kinpac Racing					
LAP	SECTOR 1	SECTOR 2	SECTOR 3	LAP TIME	MPH	DIFF	TIME OF DAY		
1 -	OUTLAP	26.846	107.0	18.427	<b>101.2</b>				08:57:32.240
2 -	<b>21.025</b>	<b>24.479</b>	<b>107.3</b>	<b>17.743</b>	98.9	<b>1:03.247 (1)</b>	<b>72.36</b>		<b>08:58:35.487</b>

<b>P23</b>	<b>40 M3</b>	<b>Joe FRANCIS</b>		Honda - Team WD40					
LAP	SECTOR 1	SECTOR 2	SECTOR 3	LAP TIME	MPH	DIFF	TIME OF DAY		
1 -	<b>OUTLAP</b>	<b>26.449</b>	<b>93.9</b>	<b>22.411</b>	<b>37.5</b>				<b>08:58:02.901</b>

Weather / Track : Cloudy / Damp

Knockhill

Circuit Length = 1.2713 miles

Start: 08:56 Flag 09:04 End: 09:05

**MCRCB BULLETIN TK220****2013 MCE British Superbike Championship - Round 4****2013 Monster Energy British Motostar Championship****WARM-UP - BEST SPEEDS**

POS	SECTOR 1			SECTOR 2			FINISH LINE		
	NO	NAME	MPH	NO	NAME	MPH	NO	NAME	MPH
1				66	Joe IRVING	112.2	66	Joe IRVING	105.3
2				17	Tom CARNE	111.8	64	Asher DURHAM	103.5
3				64	Asher DURHAM	110.7	17	Tom CARNE	103.4
4				13	Sam BURMAN	109.6	22	Stephanie WADDELOW	103.2
5				27	Thomas LODGE	108.4	13	Sam BURMAN	103.0
6				43	Arnie SHELTON	108.4	27	Thomas LODGE	102.4
7				22	Stephanie WADDELOW	108.2	43	Arnie SHELTON	101.8
8				80	Callum BEY	108.2	80	Callum BEY	101.5
9				12	Edward RENDELL	108.0	10	Peter SUTHERLAND	101.2
10				10	Peter SUTHERLAND	107.3	34	Jordan WEAVING	101.0
11				21	Jason DOUGLAS	107.3	35	Elliot LODGE	101.0
12				34	Jordan WEAVING	107.0	12	Edward RENDELL	100.7
13				35	Elliot LODGE	107.0	77	Jason VERNON	99.5
14				88	Lewis ROLLO	107.0	44	Jake BAYFORD	99.4
15				36	Jayson URIBE	106.8	41	Milo WARD	99.2
16				44	Jake BAYFORD	106.3	88	Lewis ROLLO	99.1
17				77	Jason VERNON	106.3	4	Paul McCARTNEY	98.8
18				41	Milo WARD	105.5	21	Jason DOUGLAS	98.6
19				86	Bradley HUGHES	104.2	86	Bradley HUGHES	98.5
20				4	Paul McCARTNEY	104.0	36	Jayson URIBE	98.3
21				72	Ricky TARREN	102.9	65	Josh OWENS	96.5
22				65	Josh OWENS	102.4	72	Ricky TARREN	95.3
23				40	Joe FRANCIS	93.9	40	Joe FRANCIS	37.5

Weather / Track : Cloudy / Damp

Results can be found at [www.tsl-timing.com](http://www.tsl-timing.com)

Knockhill

Circuit Length = 1.2713 miles

Start: 08:56 Flag 09:04 End: 09:05

Printed - 09:07 Sunday, 16 June 2013

# MCRCB BULLETIN TK221

## 2013 MCE British Superbike Championship - Round 4

### 2013 Monster Energy British Motostar Championship

#### WARM-UP - BEST SECTORS

SECTOR 1			SECTOR 2			SECTOR 3			IDEAL / BEST COMPARISON						
POS	NO	NAME	TIME	NO	NAME	TIME	NO	NAME	TIME	POS	NO	NAME	IDEAL	BEST	DIFF
1	80	BEY	18.373	17	CARNE	21.882	66	IRVING	16.020						
2	66	IRVING	18.584	12	RENDELL	22.028	35	LODGE	16.331	1	66	IRVING	56.721	56.991	0.270
3	12	RENDELL	18.677	80	BEY	22.066	12	RENDELL	16.433	2	80	BEY	57.091	57.163	0.072
4	86	HUGHES	18.677	66	IRVING	22.117	80	BEY	16.652	3	12	RENDELL	57.138	57.292	0.154
5	17	CARNE	18.739	86	HUGHES	22.232	17	CARNE	16.667	4	17	CARNE	57.288	57.316	0.028
6	88	ROLLO	18.852	88	ROLLO	22.471	88	ROLLO	16.696	5	86	HUGHES	57.730	57.730	0.000
7	35	LODGE	18.911	77	VERNON	22.504	43	SHELTON	16.720	6	88	ROLLO	58.019	58.235	0.216
8	27	LODGE	19.000	41	WARD	22.749	77	VERNON	16.739	7	35	LODGE	58.044	58.241	0.197
9	41	WARD	19.070	35	LODGE	22.802	44	BAYFORD	16.767	8	77	VERNON	58.446	58.474	0.028
10	43	SHELTON	19.084	72	TARREN	22.828	86	HUGHES	16.821	9	43	SHELTON	58.777	58.796	0.019
11	22	WADDELOW	19.170	43	SHELTON	22.973	34	WEAVING	16.834	10	41	WARD	58.866	59.296	0.430
12	77	VERNON	19.203	34	WEAVING	22.978	22	WADDELOW	16.846	11	22	WADDELOW	59.174	59.458	0.284
13	44	BAYFORD	19.395	22	WADDELOW	23.158	13	BURMAN	16.927	12	72	TARREN	59.370	59.370	0.000
14	72	TARREN	19.457	27	LODGE	23.207	64	DURHAM	16.958	13	27	LODGE	59.422	59.964	0.542
15	13	BURMAN	19.544	13	BURMAN	23.376	41	WARD	17.047	14	34	WEAVING	59.554	59.565	0.011
16	65	OWENS	19.642	44	BAYFORD	23.432	72	TARREN	17.085	15	44	BAYFORD	59.594	59.770	0.176
17	34	WEAVING	19.742	65	OWENS	23.440	27	LODGE	17.215	16	13	BURMAN	59.847	59.853	0.006
18	64	DURHAM	19.915	64	DURHAM	23.555	4	McCARTNEY	17.234	17	64	DURHAM	1:00.428	1:00.428	0.000
19	4	McCARTNEY	19.961	21	DOUGLAS	23.913	36	URIBE	17.305	18	65	OWENS	1:00.456	1:00.830	0.374
20	21	DOUGLAS	19.997	36	URIBE	24.275	65	OWENS	17.374	19	4	McCARTNEY	1:01.524	1:01.812	0.288
21	36	URIBE	20.725	4	McCARTNEY	24.329	10	SUTHERLAND	17.743	20	21	DOUGLAS	1:01.699	1:02.249	0.550
22	10	SUTHERLAND	21.025	10	SUTHERLAND	24.479	21	DOUGLAS	17.789	21	36	URIBE	1:02.305	1:02.361	0.056
23				40	FRANCIS	26.449	40	FRANCIS	22.411	22	10	SUTHERLAND	1:03.247	1:03.247	0.000
										23	40	FRANCIS			

Weather / Track : Cloudy / Damp

Results can be found at [www.tsl-timing.com](http://www.tsl-timing.com)

Knockhill

Circuit Length = 1.2713 miles

Start: 08:56 Flag 09:04 End: 09:05

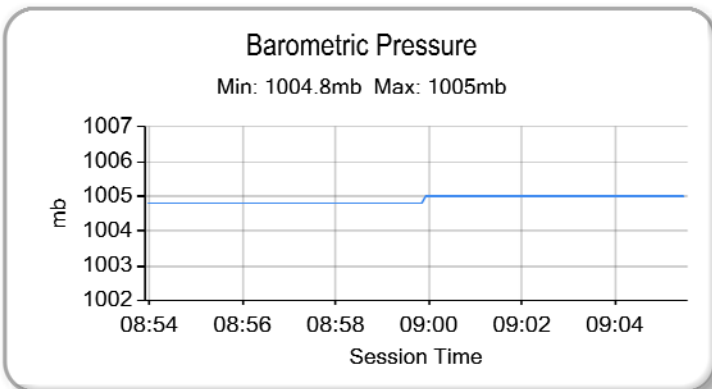
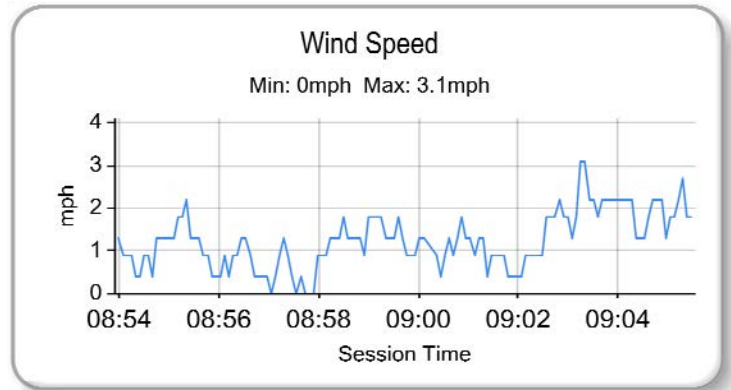
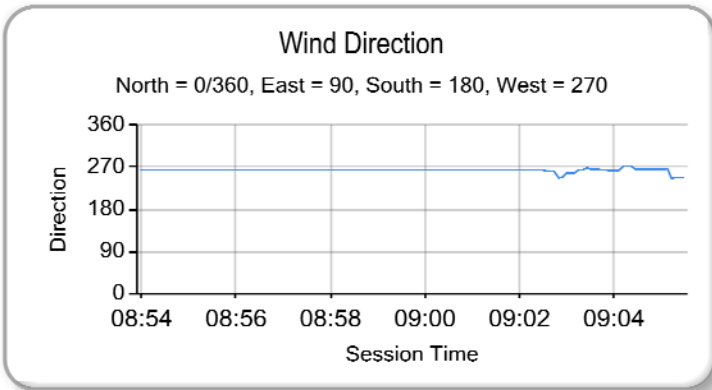
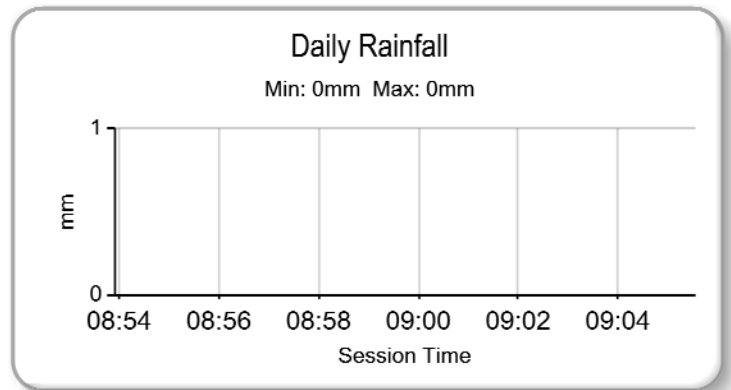
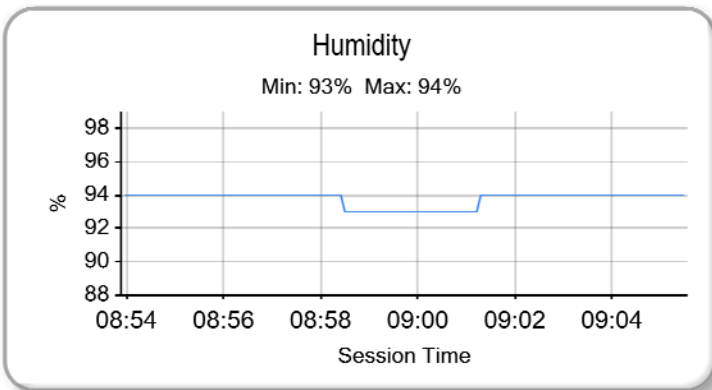
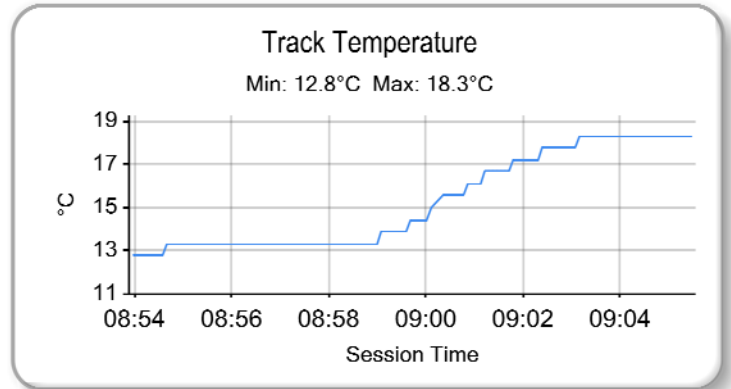
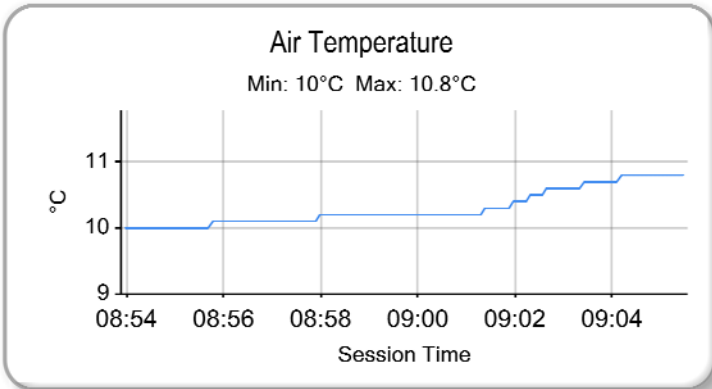
Printed - 09:08 Sunday, 16 June 2013

# MCRCB BULLETIN TK222

## 2013 MCE British Superbike Championship - Round 4

## 2013 Monster Energy British Motostar Championship

### WARM-UP - WEATHER CONDITIONS



Weather / Track : Cloudy / Damp

Results can be found at [www.tsl-timing.com](http://www.tsl-timing.com)

Knockhill  
Circuit Length = 1.2713 miles  
Start: 08:56 Flag 09:04 End: 09:05

Printed - 09:08 Sunday, 16 June 2013



ROW 8	23	1:01.061	4 Paul McCARTNEY	22	59.860	65 Josh OWENS			
ROW 7	21	59.507	27 Thomas LODGE	20	58.388	72 Ricky TARREN	19	58.209	77 Jason VERNON
ROW 6	18	57.804	64 Asher DURHAM	17	57.580	44 Jake BAYFORD	16	57.564	13 Sam BURMAN
ROW 5	15	57.496	12 Edward RENDELL	14	57.400	86 Bradley HUGHES	13	57.305	22 Stephanie WADDELOW
ROW 4	12	57.180	35 Elliot LODGE	11	57.114	36 Jayson URIBE	10	57.102	41 Milo WARD
ROW 3	9	56.973	21 Jason DOUGLAS	8	56.965	88 Lewis ROLLO	7	56.490	80 Callum BEY
ROW 2	6	56.401	10 Peter SUTHERLAND	5	56.395	43 Arnie SHELTON	4	56.197	17 Tom CARNE
ROW 1	3	54.852	34 Jordan WEAVING	2	54.616	40 Joe FRANCIS	1	54.585	66 Joe IRVING
<b>Pole</b>									

Knockhill  
Circuit Length = 1.2713 miles

These results are provisional until the conclusion of any judicial and technical matters.

Race Director :	Stewards :	Timekeeper :
-----------------	------------	--------------

Results can be found at [www.britishsuperbike.com](http://www.britishsuperbike.com)

Printed - 09:05 Sunday, 16 June 2013





## RACE 9 - CLASSIFICATION



POS	NO	CL	PIC NAME	ENTRY	LAPS	TIME	GAP	DIFF	MPH	BEST	ON
1	34	M3	1 Jordan WEAVING	KTM - Jordan Racing / Burkert	22	20:06.090			83.48	54.234	20
2	66	M3	2 Joe IRVING	KTM - RS Racing / The Toad and Tatle Pub	22	20:06.424	0.334	0.334	83.46	54.035	21
3	17		1 Tom CARNE	Honda - TC Racing / SP125 racing	22	20:24.149	18.059	17.725	82.25	55.183	12
4	43		2 Arnie SHELTON	Honda - e3 motorsport	22	20:30.032	23.942	5.883	81.85	55.431	13
5	40	M3	3 Joe FRANCIS	Honda - Team WD40	22	20:32.932	26.842	2.900	81.66	54.598	2
6	12		3 Edward RENDELL	Honda - Banks Racing	22	20:36.978	30.888	4.046	81.39	55.703	18
7	80		4 Callum BEY	Honda - RCD Motorsport	22	20:40.940	34.850	3.962	81.13	55.657	22
8	10		5 Peter SUTHERLAND	Aprilia - Kinpac Racing	22	20:41.525	35.435	0.585	81.10	55.653	16
9	88		6 Lewis ROLLO	Honda - Lewis Rollo Racing	22	20:43.397	37.307	1.872	80.97	56.025	15
10	35		7 Elliot LODGE	Honda - SP125 / SpikeRacing	22	20:43.495	37.405	0.098	80.97	55.841	8
11	22		8 Stephanie WADDELOW	Aprilia - Moto Strada	21	20:06.368	1 Lap	1 Lap	79.67	56.442	16
12	86		9 Bradley HUGHES	KTM - Creswell Racing	21	20:11.445	1 Lap	5.077	79.33	56.846	21
13	36		10 Jayson URIBE	Honda - Rock and Sons Racing	21	20:11.884	1 Lap	0.439	79.30	56.909	20
14	44		11 Jake BAYFORD	Honda - j4ke.com	21	20:11.904	1 Lap	0.020	79.30	56.771	21
15	21		12 Jason DOUGLAS	Honda - Banks Racing	21	20:12.458	1 Lap	0.554	79.27	56.793	21
16	41		13 Milo WARD	Luyten Honda - FPW Racing	21	20:22.339	1 Lap	9.881	78.62	57.165	21
17	72		14 Ricky TARREN	Honda - Cresswell Racing	21	20:22.856	1 Lap	0.517	78.59	57.068	16
18	64		15 Asher DURHAM	Seel Honda - Repli-Cast UK	21	20:30.627	1 Lap	7.771	78.10	57.293	6
19	77		16 Jason VERNON	Honda - SGR Racing	21	20:33.510	1 Lap	2.883	77.91	57.884	4
20	4		17 Paul McCARTNEY	Honda -	21	20:49.646	1 Lap	16.136	76.91	57.920	10

## NOT CLASSIFIED

DNF	65		Josh OWENS	Honda - Trax Hydraulics	8	8:02.884	14 Laps	13 Laps	75.82	59.318	8
DNF	27		Thomas LODGE	Honda - RS Racing	8	8:12.672	14 Laps	9.788	74.31	59.610	6
DNF	13	M3	Sam BURMAN	Honda - WNT / Burman Racing	6	5:52.538	16 Laps	2 Laps	77.89	57.273	6

## FASTEST LAP

66	M3	Joe IRVING	KTM - RS Racing / The Toad and Tatle Pub	21	54.035	84.70 mph	136.31 kph
17	Tom CARNE	Honda - TC Racing / SP125 racing	12	55.183	82.93 mph	133.47 kph	

Weather / Track : Bright / Dry

These results are provisional until the conclusion of any judicial and technical matters.

Knockhill

Circuit Length = 1.2713 miles

Start: 13:45 Flag 14:06 End: 14:07

Race Director :	Stewards :	Timekeeper :
-----------------	------------	--------------

Results can be found at [www.britishsuperbike.com](http://www.britishsuperbike.com)

Printed - 14:07 Sunday, 16 June 2013



**MCRCB BULLETIN TK281**

**2013 MCE British Superbike Championship - Round 4**

**2013 Monster Energy British Motostar Championship**

**RACE 9 - LAP CHART**

41	45.029	58.665
72	47.858	57.871
64	49.524	57.719
77	51.829	58.307

10	26.909	55.653
22	43.171	56.442
36	47.367	57.564
86	47.489	57.338
44	48.318	58.555
21	48.471	57.548
41	54.437	57.757

40	22.477	55.887
12	26.267	55.928
4	1 Lap	1:01.027
80	30.058	56.052
10	30.133	55.821
88	30.804	56.165
35	30.913	56.205
22	49.629	57.051

41	1 Lap	57.165
72	1 Lap	57.465
17	18.059	55.504
43	23.942	55.838
64	1 Lap	58.461
40	26.842	56.084
77	1 Lap	58.541
12	30.888	56.052
80	34.850	55.657
10	35.435	55.688
88	37.307	56.639
35	37.405	56.735
4	1 Lap	58.930

LAP 14		
NO	BEHIND	LAP TIME

LAP 17		
NO	BEHIND	LAP TIME

LAP 20		
NO	BEHIND	LAP TIME

34		54.445
66	0.155	54.507
4	1 Lap	59.634
17	11.965	55.673
43	15.066	55.725
40	17.646	55.533
12	20.712	56.009
80	23.600	56.149
88	23.801	56.240
35	24.057	56.291
10	24.907	56.022
22	39.461	56.670
36	41.498	57.686
44	41.566	57.469
86	41.852	57.782
21	42.188	57.651
41	48.308	57.724
72	51.363	57.950
64	53.588	58.509

34		54.709
66	0.121	54.384
72	1 Lap	57.068
64	1 Lap	58.467
77	1 Lap	58.343
17	14.103	55.361
4	1 Lap	59.000
43	18.279	55.873
40	20.156	55.410
12	24.209	55.851
80	27.685	56.262
88	27.739	56.037
10	27.983	55.783
35	28.080	56.184
22	45.166	56.704
36	49.797	57.139
86	49.806	57.026
44	50.694	57.085
21	51.435	57.673

34		54.234
66	0.585	54.655
86	1 Lap	57.691
36	1 Lap	57.871
44	1 Lap	57.417
21	1 Lap	57.209
72	1 Lap	57.493
41	1 Lap	58.214
17	16.241	55.375
64	1 Lap	58.825
77	1 Lap	58.532
43	21.583	55.978
40	24.048	55.805
12	28.065	56.032
80	32.304	56.480
10	33.012	57.113
88	33.323	56.753
35	33.402	56.723
4	1 Lap	59.349
22	52.157	56.762

LAP 15		
NO	BEHIND	LAP TIME

LAP 18		
NO	BEHIND	LAP TIME

LAP 21		
NO	BEHIND	LAP TIME

66		54.507
34	0.126	54.788
77	1 Lap	58.547
4	1 Lap	59.287
17	12.926	55.623
43	16.112	55.708
40	18.697	55.713
12	21.925	55.875
80	24.850	55.912
88	25.164	56.025
35	25.380	55.985
10	26.050	55.805
22	41.523	56.724
44	44.557	57.653
36	44.597	57.761
86	44.945	57.755
21	45.717	58.191
41	51.474	57.828
72	54.691	57.990

34		54.408
66	0.291	54.578
41	1 Lap	58.458
72	1 Lap	57.096
64	1 Lap	58.276
77	1 Lap	58.005
17	15.059	55.364
43	19.484	55.613
40	21.755	56.007
4	1 Lap	1:00.307
12	25.504	55.703
80	29.171	55.894
10	29.477	55.902
88	29.804	56.473
35	29.873	56.201
22	47.743	56.985
86	52.430	57.032
36	52.459	57.070
44	53.208	56.922
21	53.833	56.806

34		54.382
66	0.238	54.035
86	1 Lap	56.946
36	1 Lap	56.909
44	1 Lap	56.976
21	1 Lap	57.091
41	1 Lap	57.415
72	1 Lap	57.881
17	17.332	55.473
64	1 Lap	58.084
43	22.881	55.680
77	1 Lap	58.830
40	25.535	55.869
12	29.613	55.930
80	33.970	56.048
10	34.524	55.894
88	35.445	56.504
35	35.447	56.427
4	1 Lap	59.167

LAP 16		
NO	BEHIND	LAP TIME

LAP 19		
NO	BEHIND	LAP TIME

LAP 22		
NO	BEHIND	LAP TIME

34		54.668
66	0.446	55.240
64	1 Lap	57.972
77	1 Lap	58.110
4	1 Lap	58.873
17	13.451	55.319
43	17.115	55.797
40	19.455	55.552
12	23.067	55.936
80	26.132	56.076
88	26.411	56.041
35	26.605	56.019

34		55.165
66	0.164	55.038
41	1 Lap	58.235
72	1 Lap	57.541
64	1 Lap	57.995
77	1 Lap	58.259
17	15.100	55.206
43	19.839	55.520

34		54.777
22	1 Lap	57.280
66	0.334	54.873
86	1 Lap	56.846
36	1 Lap	57.113
44	1 Lap	56.771
21	1 Lap	56.793

Weather / Track : Bright / Dry

Knockhill  
Circuit Length = 1.2713 miles  
Start: 13:45 Flag 14:06 End: 14:07

**MCRCB BULLETIN TK282**

**2013 MCE British Superbike Championship - Round 4**

**2013 Monster Energy British Motostar Championship**

**RACE 9 - POSITION CHART**

No	Name	Lap																						
		Pos	1	2	3	4	5	6	7	8	9	10	11	12	13	14	15	16	17	18	19	20	21	22
66	IRVING	1	40	40	40	40	34	34	34	34	34	34	34	34	34	34	34	66	34	34	34	34	34	34
40	FRANCIS	2	34	34	34	34	40	66	66	66	66	66	66	66	66	66	66	34	66	66	66	66	66	66
34	WEAVING	3	66	66	66	66	66	17	17	17	17	17	17	17	17	17	17	17	17	17	17	17	17	17
17	CARNE	4	17	17	17	17	17	43	43	43	43	43	43	43	43	43	43	43	43	43	43	43	43	43
43	SHELTON	5	43	43	43	43	43	12	12	12	12	40	40	40	40	40	40	40	40	40	40	40	40	40
10	SUTHERLAND	6	80	80	12	12	12	80	80	40	40	12	12	12	12	12	12	12	12	12	12	12	12	12
80	BEY	7	10	10	80	80	80	88	88	88	80	80	80	88	80	80	80	80	80	80	80	80	80	80
88	ROLLO	8	88	12	88	88	88	10	40	80	88	88	88	80	88	88	88	88	88	10	10	10	10	10
21	DOUGLAS	9	35	88	10	10	10	35	35	35	35	35	35	35	35	35	35	35	10	88	88	88	88	
41	WARD	10	12	35	35	35	35	40	10	10	10	10	10	10	10	10	10	10	35	35	35	35	35	
36	URIBE	11	21	21	21	21	21	22	22	22	22	22	22	22	22	22	22	22	22	22	22	22	22	
35	LODGE	12	86	86	86	86	22	21	86	36	86	86	86	86	36	36	44	36	36	86	86	86	86	
22	WADDELOW	13	22	22	22	22	36	36	36	86	36	36	36	36	86	44	36	86	86	36	36	36	36	
86	HUGHES	14	36	36	36	36	86	86	21	21	21	21	44	44	44	86	86	44	44	44	44	44	44	
12	RENDELL	15	44	44	44	44	44	44	44	44	44	44	21	21	21	21	21	21	21	21	21	21	21	
13	BURMAN	16	41	13	13	13	13	13	41	41	41	41	41	41	41	41	41	41	41	41	72	41	41	
44	BAYFORD	17	13	64	64	64	64	64	72	72	72	72	72	72	72	72	72	72	72	72	41	72	72	
64	DURHAM	18	64	41	41	41	41	41	77	77	77	64	64	64	64	64	64	64	64	64	64	64	64	
77	VERNON	19	72	72	72	72	72	72	64	64	64	77	77	77	77	77	77	77	77	77	77	77	77	
72	TARREN	20	4	4	77	77	77	77	4	4	4	4	4	4	4	4	4	4	4	4	4	4	4	
27	LODGE	21	77	77	4	4	4	4	65	65														
65	OWENS	22	65	65	65	65	65	65	27	27														
4	McCARTNEY	23	27	27	27	27	27	27																

Weather / Track : Bright / Dry

Results can be found at [www.tsl-timing.com](http://www.tsl-timing.com)

Knockhill  
 Circuit Length = 1.2713 miles  
 Start: 13:45 Flag 14:06 End: 14:07

Printed - 14:09 Sunday, 16 June 2013

MCRCB BULLETIN TK283

2013 MCE British Superbike Championship - Round 4

2013 Monster Energy British Motostar Championship

RACE 9 - SECTOR ANALYSIS

SECTOR 1 = FL to I1, SECTOR 2 = I1 to I2, SECTOR 3 = I2 to FL, DIFF = Difference To Personal Best Lap

P1		34 M3		Jordan WEAVING		KTM - Jordan Racing / Burkert					
LAP	SECTOR 1	SECTOR 2	SECTOR 3	LAP TIME	MPH	DIFF	TIME OF DAY				
1 -		21.393	<b>112.4</b>	16.116	102.1	58.033	78.86	3.799	13:46:57.191		
2 -	17.957	21.007	110.7	15.869	<b>103.0</b>	54.833	83.46	0.599	13:47:52.024		
3 -	17.843	20.945	111.1	15.661	<b>103.0</b>	54.449	84.05	0.215	13:48:46.473		
4 -	17.708	21.205	110.3	15.695	102.7	54.608	83.81	0.374	13:49:41.081		
5 -	17.751	21.194	110.0	15.881	101.9	54.826	83.47	0.592	13:50:35.907		
6 -	17.956	21.108	109.1	15.673	102.1	54.737	83.61	0.503	13:51:30.644		
7 -	17.790	<b>20.878</b>	109.8	15.900	101.2	54.568	83.87	0.334	13:52:25.212		
8 -	17.949	21.118	108.9	15.784	101.3	54.851	83.44	0.617	13:53:20.063		
9 -	17.863	20.977	110.1	15.729	101.5	54.569	83.87	0.335	13:54:14.632		
10 -	17.881	21.072	109.6	15.919	100.4	54.872	83.40	0.638	13:55:09.504		
11 -	17.833	20.951	109.4	15.860	100.9	54.644	83.75	0.410	13:56:04.148		
12 -	17.853	20.888	110.9	15.684	101.3	54.425	84.09	0.191	13:56:58.573		
13 -	18.071	21.207	109.8	15.821	101.0	55.099	83.06	0.865	13:57:53.672		
14 -	17.770	20.888	110.9	15.787	100.4	54.445	84.06	0.211	13:58:48.117		
15 -	17.843	21.005	110.9	15.940	102.6	54.788	83.53	0.554	13:59:42.905		
16 -	<b>17.694</b>	21.289	109.8	15.685	101.9	54.668	83.71	0.434	14:00:37.573		
17 -	17.747	21.135	109.6	15.827	101.8	54.709	83.65	0.475	14:01:32.282		
18 -	17.841	20.945	110.1	15.622	101.2	54.408 (3)	84.11	0.174	14:02:26.690		
19 -	17.956	21.477	109.4	15.732	102.4	55.165	82.96	0.931	14:03:21.855		
<b>20 -</b>	17.757	20.893	111.2	<b>15.584</b>	102.2	<b>54.234 (1)</b>	<b>84.38</b>		<b>14:04:16.089</b>		
21 -	17.780	20.932	109.8	15.670	101.6	54.382 (2)	84.15	0.148	14:05:10.471		
22 -	18.220	20.952	110.1	15.605	101.9	54.777	83.55	0.543	14:06:05.248		

P2		66 M3		Joe IRVING		KTM - RS Racing / The Toad and Tatle Pub					
LAP	SECTOR 1	SECTOR 2	SECTOR 3	LAP TIME	MPH	DIFF	TIME OF DAY				
1 -		21.427	113.3	16.517	103.4	58.041	78.85	4.006	13:46:57.199		
2 -	18.200	20.986	114.1	15.731	<b>106.3</b>	54.917	83.33	0.882	13:47:52.116		
3 -	17.851	21.078	113.3	15.740	104.6	54.669	83.71	0.634	13:48:46.785		
4 -	17.775	20.978	111.4	15.767	105.5	54.520	83.94	0.485	13:49:41.305		
5 -	17.849	21.032	114.1	15.882	104.2	54.763	83.57	0.728	13:50:36.068		
6 -	18.217	21.224	113.1	15.586	104.8	55.027	83.17	0.992	13:51:31.095		
7 -	17.682	20.938	113.1	15.538	103.8	54.158 (2)	84.50	0.123	13:52:25.253		
8 -	18.138	20.977	112.4	15.817	103.8	54.932	83.31	0.897	13:53:20.185		
9 -	18.042	20.984	113.3	15.684	105.8	54.710	83.65	0.675	13:54:14.895		
10 -	17.864	20.983	113.1	16.186	103.4	55.033	83.16	0.998	13:55:09.928		
11 -	17.752	20.820	114.3	15.810	103.7	54.382	84.15	0.347	13:56:04.310		
12 -	17.974	20.835	<b>115.1</b>	15.556	105.0	54.365 (3)	84.18	0.330	13:56:58.675		
13 -	18.143	21.145	110.1	15.802	103.0	55.090	83.07	1.055	13:57:53.765		
14 -	18.058	20.818	<b>115.1</b>	15.631	100.9	54.507	83.96	0.472	13:58:48.272		
15 -	17.863	20.859	114.7	15.785	103.7	54.507	83.96	0.472	13:59:42.779		
16 -	18.051	21.370	114.5	15.819	103.4	55.240	82.85	1.205	14:00:38.019		
17 -	<b>17.646</b>	20.795	113.1	15.943	104.5	54.384	84.15	0.349	14:01:32.403		
18 -	17.904	21.006	113.5	15.668	103.8	54.578	83.85	0.543	14:02:26.981		
19 -	17.799	21.434	109.2	15.805	105.8	55.038	83.15	1.003	14:03:22.019		
20 -	17.851	21.049	114.1	15.755	103.0	54.655	83.73	0.620	14:04:16.674		
<b>21 -</b>	17.832	<b>20.765</b>	113.9	<b>15.438</b>	105.5	<b>54.035 (1)</b>	<b>84.70</b>		<b>14:05:10.709</b>		
22 -	18.214	20.774	113.9	15.885	104.6	54.873	83.40	0.838	14:06:05.582		

P3		17		Tom CARNE		Honda - TC Racing / SP125 racing					
LAP	SECTOR 1	SECTOR 2	SECTOR 3	LAP TIME	MPH	DIFF	TIME OF DAY				
1 -		21.716	111.4	16.157	102.7	58.821	77.80	3.638	13:46:57.979		
2 -	18.104	21.477	111.4	16.206	102.6	55.787	82.04	0.604	13:47:53.766		
3 -	18.046	21.631	110.9	16.030	102.4	55.707	82.15	0.524	13:48:49.473		
4 -	18.058	21.475	111.1	15.952	103.0	55.485	82.48	0.302	13:49:44.958		
5 -	18.013	21.625	110.9	15.844	<b>103.4</b>	55.482	82.49	0.299	13:50:40.440		
6 -	17.984	21.805	110.9	15.942	102.1	55.731	82.12	0.548	13:51:36.171		
7 -	17.980	21.592	110.5	15.851	102.6	55.423	82.57	0.240	13:52:31.594		
8 -	18.022	21.449	110.5	16.062	102.2	55.533	82.41	0.350	13:53:27.127		
9 -	18.029	21.371	111.1	15.924	102.4	55.324	82.72	0.141	13:54:22.451		
10 -	18.098	21.667	110.7	16.073	101.6	55.838	81.96	0.655	13:55:18.289		

Weather / Track : Bright / Dry

Knockhill  
Circuit Length = 1.2713 miles  
Start: 13:45 Flag 14:06 End: 14:07

**MCRCB BULLETIN TK283**

**2013 MCE British Superbike Championship - Round 4**

**2013 Monster Energy British Motostar Championship**

**RACE 9 - SECTOR ANALYSIS**

SECTOR 1 = FL to I1, SECTOR 2 = I1 to I2, SECTOR 3 = I2 to FL, DIFF = Difference To Personal Best Lap

11 -	17.995	21.426	111.1	15.985	102.2	55.406	82.60	0.223	13:56:13.695
<b>12 -</b>	18.012	21.356	111.4	<b>15.815</b>	101.9	<b>55.183 (1)</b>	<b>82.93</b>		<b>13:57:08.878</b>
13 -	18.130	21.428	111.4	15.973	100.9	55.531	82.41	0.348	13:58:04.409
14 -	18.102	21.398	111.6	16.173	101.6	55.673	82.20	0.490	13:59:00.082
15 -	18.078	21.498	110.7	16.047	101.8	55.623	82.28	0.440	13:59:55.705
16 -	17.940	21.506	111.1	15.873	101.8	55.319 <b>(3)</b>	82.73	0.136	14:00:51.024
17 -	18.048	21.350	111.2	15.963	102.1	55.361	82.67	0.178	14:01:46.385
18 -	18.040	21.372	111.4	15.952	102.1	55.364	82.66	0.181	14:02:41.749
19 -	17.891	<b>21.291</b>	111.8	16.024	102.4	55.206 <b>(2)</b>	82.90	0.023	14:03:36.955
20 -	<b>17.823</b>	21.331	<b>113.1</b>	16.221	101.0	55.375	82.65	0.192	14:04:32.330
21 -	17.980	21.587	111.1	15.906	102.1	55.473	82.50	0.290	14:05:27.803
22 -	17.978	21.430	111.8	16.096	101.3	55.504	82.45	0.321	14:06:23.307

<b>P4</b>	<b>43</b>	<b>Arnie SHELTON</b>			Honda - e3 motorsport				
-----------	-----------	----------------------	--	--	-----------------------	--	--	--	--

LAP	SECTOR 1	SECTOR 2	SECTOR 3	LAP TIME	MPH	DIFF	TIME OF DAY		
1 -		21.706	<b>111.4</b>	16.410	<b>101.3</b>	59.317	77.15	3.886	13:46:58.475
2 -	18.117	21.700	109.4	16.449	101.0	56.266	81.34	0.835	13:47:54.741
3 -	17.892	21.588	108.7	16.315	100.9	55.795	82.02	0.364	13:48:50.536
4 -	18.025	21.618	109.4	16.203	<b>101.3</b>	55.846	81.95	0.415	13:49:46.382
5 -	17.920	21.516	109.2	16.209	101.0	55.645	82.24	0.214	13:50:42.027
6 -	17.833	21.629	109.2	16.356	100.6	55.818	81.99	0.387	13:51:37.845
7 -	17.948	21.595	108.7	16.258	100.1	55.801	82.01	0.370	13:52:33.646
8 -	17.810	21.557	109.1	16.231	100.1	55.598	82.31	0.167	13:53:29.244
9 -	18.048	21.504	109.4	16.224	99.4	55.776	82.05	0.345	13:54:25.020
10 -	17.839	21.493	109.4	16.294	99.5	55.626	82.27	0.195	13:55:20.646
11 -	17.972	21.410	109.8	16.159	99.7	55.541 <b>(3)</b>	82.40	0.110	13:56:16.187
12 -	17.903	21.797	109.4	16.140	100.1	55.840	81.96	0.409	13:57:12.027
<b>13 -</b>	17.877	21.400	109.8	16.154	99.4	<b>55.431 (1)</b>	<b>82.56</b>		<b>13:58:07.458</b>
14 -	18.055	21.460	109.8	16.210	100.0	55.725	82.13	0.294	13:59:03.183
15 -	17.850	21.497	109.1	16.361	99.2	55.708	82.15	0.277	13:59:58.891
16 -	17.902	21.592	109.1	16.303	99.1	55.797	82.02	0.366	14:00:54.688
17 -	18.056	21.678	108.4	16.139	100.4	55.873	81.91	0.442	14:01:50.561
18 -	17.867	21.622	109.4	16.124	99.4	55.613	82.29	0.182	14:02:46.174
19 -	<b>17.748</b>	21.668	109.4	<b>16.104</b>	99.7	55.520 <b>(2)</b>	82.43	0.089	14:03:41.694
20 -	17.996	21.653	108.7	16.329	99.2	55.978	81.76	0.547	14:04:37.672
21 -	17.786	<b>21.382</b>	109.8	16.512	99.7	55.680	82.19	0.249	14:05:33.352
22 -	17.912	21.704	108.4	16.222	99.7	55.838	81.96	0.407	14:06:29.190

<b>P5</b>	<b>40 M3</b>	<b>Joe FRANCIS</b>			Honda - Team WD40				
-----------	--------------	--------------------	--	--	-------------------	--	--	--	--

LAP	SECTOR 1	SECTOR 2	SECTOR 3	LAP TIME	MPH	DIFF	TIME OF DAY		
1 -		21.623	110.1	15.963	102.1	57.835	79.13	3.237	13:46:56.993
<b>2 -</b>	17.725	<b>21.247</b>	108.5	<b>15.626</b>	103.5	<b>54.598 (1)</b>	<b>83.82</b>		<b>13:47:51.591</b>
3 -	<b>17.615</b>	21.262	108.9	15.724	103.0	54.601 <b>(2)</b>	83.82	0.003	13:48:46.192
4 -	17.646	21.277	108.5	15.678	103.0	54.601 <b>(2)</b>	83.82	0.003	13:49:40.793
5 -	17.943	21.256	108.9	16.070	<b>104.5</b>	55.269	82.80	0.671	13:50:36.062
6 -	17.912	32.300	108.5	16.169	102.7	1:06.381	68.94	11.783	13:51:42.443
7 -	18.478	21.519	<b>111.1</b>	15.965	102.1	55.962	81.78	1.364	13:52:38.405
8 -	17.900	21.559	110.7	16.033	101.3	55.492	82.47	0.894	13:53:33.897
9 -	17.891	21.524	109.6	15.775	102.6	55.190	82.92	0.592	13:54:29.087
10 -	17.850	21.447	109.1	15.829	100.3	55.126	83.02	0.528	13:55:24.213
11 -	18.056	21.490	109.6	15.820	100.7	55.366	82.66	0.768	13:56:19.579
12 -	18.006	21.439	109.2	15.837	100.6	55.282	82.78	0.684	13:57:14.861
13 -	18.047	21.479	109.4	15.843	100.4	55.369	82.65	0.771	13:58:10.230
14 -	18.100	21.559	109.2	15.874	100.3	55.533	82.41	0.935	13:59:05.763
15 -	18.050	21.692	107.5	15.971	100.7	55.713	82.14	1.115	14:00:01.476
16 -	18.076	21.592	108.2	15.884	100.3	55.552	82.38	0.954	14:00:57.028
17 -	17.996	21.585	108.9	15.829	101.2	55.410	82.59	0.812	14:01:52.438
18 -	18.108	21.943	108.0	15.956	99.4	56.007	81.71	1.409	14:02:48.445
19 -	18.140	21.780	108.0	15.967	100.1	55.887	81.89	1.289	14:03:44.332
20 -	18.094	21.796	108.4	15.915	100.6	55.805	82.01	1.207	14:04:40.137
21 -	18.128	21.801	108.4	15.940	100.7	55.869	81.91	1.271	14:05:36.006
22 -	18.170	21.713	109.4	16.201	98.1	56.084	81.60	1.486	14:06:32.090

Weather / Track : Bright / Dry

Knockhill  
Circuit Length = 1.2713 miles  
Start: 13:45 Flag 14:06 End: 14:07

MCRCB BULLETIN TK283

2013 MCE British Superbike Championship - Round 4

2013 Monster Energy British Motostar Championship

RACE 9 - SECTOR ANALYSIS

SECTOR 1 = FL to I1, SECTOR 2 = I1 to I2, SECTOR 3 = I2 to FL, DIFF = Difference To Personal Best Lap

P6 12		Edward RENDELL		Honda - Banks Racing					
LAP	SECTOR 1	SECTOR 2	SECTOR 3	LAP TIME	MPH	DIFF	TIME OF DAY		
1 -		21.874	<b>109.1</b>	16.187	100.4	1:00.928	75.11	5.225	13:47:00.086
2 -	18.040	21.627	107.8	16.123	<b>101.0</b>	55.790 (2)	82.03	0.087	13:47:55.876
3 -	18.109	21.851	105.8	16.406	98.8	56.366	81.19	0.663	13:48:52.242
4 -	18.199	21.569	106.8	16.222	99.7	55.990	81.74	0.287	13:49:48.232
5 -	18.307	21.720	105.6	16.253	99.2	56.280	81.32	0.577	13:50:44.512
6 -	18.108	21.670	106.0	16.343	98.8	56.121	81.55	0.418	13:51:40.633
7 -	18.259	21.679	106.3	16.311	98.8	56.249	81.36	0.546	13:52:36.882
8 -	18.097	21.601	106.0	16.315	98.8	56.013	81.70	0.310	13:53:32.895
9 -	18.201	21.621	106.8	16.285	98.3	56.107	81.57	0.404	13:54:29.002
10 -	18.248	21.469	108.7	16.287	98.2	56.004	81.72	0.301	13:55:25.006
11 -	18.211	21.656	107.3	16.271	98.6	56.138	81.52	0.435	13:56:21.144
12 -	18.174	<b>21.466</b>	108.4	16.179	98.6	55.819 (3)	81.99	0.116	13:57:16.963
13 -	18.113	21.512	108.0	16.232	98.2	55.857	81.93	0.154	13:58:12.820
14 -	18.184	21.553	107.8	16.272	98.3	56.009	81.71	0.306	13:59:08.829
15 -	18.109	21.665	106.6	<b>16.101</b>	99.2	55.875	81.91	0.172	14:00:04.704
16 -	18.091	21.581	106.3	16.264	98.6	55.936	81.82	0.233	14:01:00.640
17 -	<b>18.005</b>	21.659	107.2	16.187	98.8	55.851	81.94	0.148	14:01:56.491
<b>18 -</b>	18.033	<b>21.466</b>	107.5	16.204	99.2	<b>55.703 (1)</b>	<b>82.16</b>		<b>14:02:52.194</b>
19 -	18.133	21.638	107.3	16.157	98.2	55.928	81.83	0.225	14:03:48.122
20 -	18.068	21.697	106.5	16.267	99.1	56.032	81.68	0.329	14:04:44.154
21 -	18.126	21.627	107.0	16.177	99.1	55.930	81.83	0.227	14:05:40.084
22 -	18.127	21.641	106.8	16.284	98.9	56.052	81.65	0.349	14:06:36.136

P7 80		Callum BEY		Honda - RCD Motorsport					
LAP	SECTOR 1	SECTOR 2	SECTOR 3	LAP TIME	MPH	DIFF	TIME OF DAY		
1 -		22.003	108.9	16.516	99.7	59.865	76.45	4.208	13:46:59.023
2 -	18.133	21.948	107.5	16.407	99.8	56.488	81.02	0.831	13:47:55.511
3 -	18.044	22.256	106.0	16.550	100.0	56.850	80.50	1.193	13:48:52.361
4 -	18.213	21.772	107.8	16.374	99.5	56.359	81.20	0.702	13:49:48.720
5 -	18.147	21.680	107.8	16.348	100.0	56.175	81.47	0.518	13:50:44.895
6 -	18.132	21.854	107.3	16.626	98.9	56.612	80.84	0.955	13:51:41.507
7 -	18.105	21.727	108.0	16.439	98.5	56.271	81.33	0.614	13:52:37.778
8 -	18.088	21.646	107.8	16.812	99.5	56.546	80.93	0.889	13:53:34.324
9 -	18.105	21.562	109.2	16.419	99.5	56.086	81.60	0.429	13:54:30.410
10 -	18.124	21.759	108.4	16.410	98.3	56.293	81.30	0.636	13:55:26.703
11 -	18.120	21.666	108.5	16.485	98.3	56.271	81.33	0.614	13:56:22.974
12 -	18.458	21.729	<b>110.1</b>	16.181	<b>100.1</b>	56.368	81.19	0.711	13:57:19.342
13 -	18.108	21.702	109.1	16.416	98.3	56.226	81.39	0.569	13:58:15.568
14 -	18.138	21.705	108.0	16.306	98.6	56.149	81.51	0.492	13:59:11.717
15 -	18.085	21.557	107.3	16.270	98.6	55.912 (3)	81.85	0.255	14:00:07.629
16 -	18.177	21.602	107.7	16.297	98.8	56.076	81.61	0.419	14:01:03.705
17 -	18.030	21.690	108.2	16.542	99.2	56.262	81.34	0.605	14:01:59.967
18 -	<b>17.979</b>	21.583	108.0	16.332	98.2	55.894 (2)	81.88	0.237	14:02:55.861
19 -	18.000	21.754	109.1	16.298	99.4	56.052	81.65	0.395	14:03:51.913
20 -	18.310	21.820	107.3	16.350	99.2	56.480	81.03	0.823	14:04:48.393
21 -	18.105	21.746	108.2	16.197	99.2	56.048	81.65	0.391	14:05:44.441
<b>22 -</b>	18.031	<b>21.481</b>	107.5	<b>16.145</b>	99.8	<b>55.657 (1)</b>	<b>82.23</b>		<b>14:06:40.098</b>

P8 10		Peter SUTHERLAND		Aprilia - Kinpac Racing					
LAP	SECTOR 1	SECTOR 2	SECTOR 3	LAP TIME	MPH	DIFF	TIME OF DAY		
1 -		21.895	109.8	16.445	101.8	59.978	76.30	4.325	13:46:59.136
2 -	18.476	21.725	108.9	16.309	101.6	56.510	80.99	0.857	13:47:55.646
3 -	18.837	21.795	106.6	16.692	100.1	57.324	79.84	1.671	13:48:52.970
4 -	18.512	21.570	108.7	16.274	101.5	56.356	81.21	0.703	13:49:49.326
5 -	18.206	21.512	108.5	16.275	<b>101.9</b>	55.993	81.73	0.340	13:50:45.319
6 -	18.326	21.697	109.6	16.434	101.2	56.457	81.06	0.804	13:51:41.776
7 -	19.326	21.649	110.1	16.286	100.9	57.261	79.92	1.608	13:52:39.037
8 -	18.243	21.503	109.2	16.255	100.7	56.001	81.72	0.348	13:53:35.038
9 -	18.800	21.488	109.8	16.263	100.7	56.551	80.93	0.898	13:54:31.589
10 -	18.883	21.742	108.5	16.265	99.4	56.890	80.44	1.237	13:55:28.479

Weather / Track : Bright / Dry

Knockhill  
Circuit Length = 1.2713 miles  
Start: 13:45 Flag 14:06 End: 14:07

**MCRCB BULLETIN TK283**

**2013 MCE British Superbike Championship - Round 4**

**2013 Monster Energy British Motostar Championship**

**RACE 9 - SECTOR ANALYSIS**

SECTOR 1 = FL to I1, SECTOR 2 = I1 to I2, SECTOR 3 = I2 to FL, DIFF = Difference To Personal Best Lap

11 -	18.298	21.632	108.5	16.423	99.4	56.353	81.21	0.700	13:56:24.832
12 -	18.424	21.393	110.0	16.336	99.1	56.153	81.50	0.500	13:57:20.985
13 -	18.289	21.381	110.1	16.347	99.1	56.017	81.70	0.364	13:58:17.002
14 -	18.220	21.362	110.3	16.440	99.1	56.022	81.69	0.369	13:59:13.024
15 -	18.294	21.375	109.2	<b>16.136</b>	100.7	55.805	82.01	0.152	14:00:08.829
16 -	18.105	<b>21.320</b>	110.3	16.228	101.0	<b>55.653 (1)</b>	<b>82.23</b>		<b>14:01:04.482</b>
17 -	18.206	21.349	111.6	16.228	100.3	55.783 (3)	82.04	0.130	14:02:00.265
18 -	18.248	21.487	108.7	16.167	99.8	55.902	81.87	0.249	14:02:56.167
19 -	<b>18.041</b>	21.521	<b>111.8</b>	16.259	99.5	55.821	81.99	0.168	14:03:51.988
20 -	18.743	21.619	108.9	16.751	98.8	57.113	80.13	1.460	14:04:49.101
21 -	18.183	21.430	109.4	16.281	100.1	55.894	81.88	0.241	14:05:44.995
22 -	18.063	21.354	109.4	16.271	100.6	55.688 (2)	82.18	0.035	14:06:40.683

<b>P9</b>	<b>88</b>	<b>Lewis ROLLO</b>	Honda - Lewis Rollo Racing						
-----------	-----------	--------------------	----------------------------	--	--	--	--	--	--

LAP	SECTOR 1	SECTOR 2	SECTOR 3	LAP TIME	MPH	DIFF	TIME OF DAY		
1 -		22.009	108.4	16.455	99.2	1:00.339	75.85	4.314	13:46:59.497
2 -	18.291	22.021	107.5	16.570	99.5	56.882	80.46	0.857	13:47:56.379
3 -	18.241	21.966	107.7	16.348	99.4	56.555	80.92	0.530	13:48:52.934
4 -	18.143	21.985	106.6	<b>16.044</b>	<b>100.1</b>	56.172	81.47	0.147	13:49:49.106
5 -	18.094	21.827	107.3	16.188	99.7	56.109	81.56	0.084	13:50:45.215
6 -	<b>18.061</b>	21.933	108.4	16.371	99.5	56.365	81.19	0.340	13:51:41.580
7 -	18.323	21.722	108.4	16.260	99.7	56.305	81.28	0.280	13:52:37.885
8 -	18.214	21.697	108.5	16.526	98.6	56.437	81.09	0.412	13:53:34.322
9 -	18.342	<b>21.545</b>	<b>109.4</b>	16.215	99.8	56.102	81.57	0.077	13:54:30.424
10 -	18.353	21.736	108.9	16.285	99.2	56.374	81.18	0.349	13:55:26.798
11 -	18.342	21.702	108.5	16.214	99.7	56.258	81.35	0.233	13:56:23.056
12 -	18.224	21.844	108.2	16.199	98.1	56.267	81.34	0.242	13:57:19.323
13 -	18.334	21.720	109.1	16.301	98.6	56.355	81.21	0.330	13:58:15.678
14 -	18.218	21.743	109.2	16.279	99.1	56.240	81.37	0.215	13:59:11.918
15 -	18.129	21.668	108.0	16.228	99.7	<b>56.025 (1)</b>	<b>81.69</b>		<b>14:00:07.943</b>
16 -	18.209	21.758	107.0	16.074	98.9	56.041 (3)	81.66	0.016	14:01:03.984
17 -	18.083	21.548	108.9	16.406	98.1	56.037 (2)	81.67	0.012	14:02:00.021
18 -	18.224	21.739	108.0	16.510	98.5	56.473	81.04	0.448	14:02:56.494
19 -	18.103	21.772	108.4	16.290	98.6	56.165	81.48	0.140	14:03:52.659
20 -	18.356	22.087	107.2	16.310	98.1	56.753	80.64	0.728	14:04:49.412
21 -	18.200	21.888	107.8	16.416	98.9	56.504	80.99	0.479	14:05:45.916
22 -	18.246	22.036	106.0	16.357	98.5	56.639	80.80	0.614	14:06:42.555

<b>P10</b>	<b>35</b>	<b>Elliot LODGE</b>	Honda - SP125 / SpikeRacing						
------------	-----------	---------------------	-----------------------------	--	--	--	--	--	--

LAP	SECTOR 1	SECTOR 2	SECTOR 3	LAP TIME	MPH	DIFF	TIME OF DAY		
1 -		22.322	107.8	16.365	<b>102.4</b>	1:00.927	75.11	5.086	13:47:00.085
2 -	18.566	21.976	107.7	16.102	101.3	56.644	80.79	0.803	13:47:56.729
3 -	18.351	21.954	107.8	16.136	101.5	56.441	81.08	0.600	13:48:53.170
4 -	18.575	21.664	109.4	16.094	<b>102.4</b>	56.333	81.24	0.492	13:49:49.503
5 -	18.347	21.767	108.2	<b>16.088</b>	101.5	56.202	81.43	0.361	13:50:45.705
6 -	18.364	21.884	108.0	16.248	101.0	56.496	81.01	0.655	13:51:42.201
7 -	18.316	21.617	108.7	16.505	101.2	56.438	81.09	0.597	13:52:38.639
8 -	<b>18.180</b>	21.555	109.2	16.106	101.2	<b>55.841 (1)</b>	<b>81.96</b>		<b>13:53:34.480</b>
9 -	18.506	<b>21.441</b>	<b>110.3</b>	16.163	101.3	56.110	81.56	0.269	13:54:30.590
10 -	18.498	21.795	109.4	16.225	100.3	56.518	80.97	0.677	13:55:27.108
11 -	18.290	21.642	110.0	16.252	99.8	56.184	81.46	0.343	13:56:23.292
12 -	18.494	21.591	110.1	16.178	100.7	56.263	81.34	0.422	13:57:19.555
13 -	18.487	21.597	109.1	16.244	100.4	56.328	81.25	0.487	13:58:15.883
14 -	18.434	21.715	108.2	16.142	100.1	56.291	81.30	0.450	13:59:12.174
15 -	18.292	21.476	110.0	16.217	100.6	55.985 (2)	81.74	0.144	14:00:08.159
16 -	18.275	21.619	108.4	16.125	100.9	56.019 (3)	81.70	0.178	14:01:04.178
17 -	18.194	21.623	108.5	16.367	100.7	56.184	81.46	0.343	14:02:00.362
18 -	18.493	21.485	109.8	16.223	100.4	56.201	81.43	0.360	14:02:56.563
19 -	18.557	21.517	109.4	16.131	100.6	56.205	81.42	0.364	14:03:52.768
20 -	18.499	22.043	108.2	16.181	100.7	56.723	80.68	0.882	14:04:49.491
21 -	18.434	21.632	108.2	16.361	99.7	56.427	81.10	0.586	14:05:45.918
22 -	18.444	21.763	107.5	16.528	100.0	56.735	80.66	0.894	14:06:42.653

Weather / Track : Bright / Dry

Knockhill  
 Circuit Length = 1.2713 miles  
 Start: 13:45 Flag 14:06 End: 14:07



**MCRCB BULLETIN TK283**

**2013 MCE British Superbike Championship - Round 4**

**2013 Monster Energy British Motostar Championship**

**RACE 9 - SECTOR ANALYSIS**

SECTOR 1 = FL to I1, SECTOR 2 = I1 to I2, SECTOR 3 = I2 to FL, DIFF = Difference To Personal Best Lap

<b>P11 22</b>		<b>Stephanie WADDELOW</b>		Aprilia - Moto Strada					
LAP	SECTOR 1	SECTOR 2	SECTOR 3	LAP TIME	MPH	DIFF	TIME OF DAY		
1 -		22.694	108.0	16.716	101.3	1:02.971	72.67	6.529	13:47:02.129
2 -	18.890	22.392	109.1	16.649	101.5	57.931	79.00	1.489	13:48:00.060
3 -	18.655	21.989	109.1	16.542	101.3	57.186	80.03	0.744	13:48:57.246
4 -	18.900	22.243	109.4	16.668	<b>102.2</b>	57.811	79.16	1.369	13:49:55.057
5 -	19.003	22.173	109.1	16.503	101.9	57.679	79.34	1.237	13:50:52.736
6 -	18.784	22.148	107.8	16.776	101.0	57.708	79.30	1.266	13:51:50.444
7 -	18.729	22.180	108.9	16.466	101.0	57.375	79.76	0.933	13:52:47.819
8 -	18.596	22.107	109.1	16.705	101.0	57.408	79.72	0.966	13:53:45.227
9 -	18.644	22.141	108.9	16.580	100.4	57.365	79.78	0.923	13:54:42.592
10 -	18.718	22.168	109.2	16.537	100.7	57.423	79.70	0.981	13:55:40.015
11 -	18.676	21.992	109.4	16.450	101.5	57.118	80.12	0.676	13:56:37.133
12 -	18.636	22.003	109.4	16.392	100.7	57.031	80.25	0.589	13:57:34.164
13 -	18.487	21.889	<b>110.0</b>	16.368	101.2	56.744	80.65	0.302	13:58:30.908
14 -	18.477	21.881	109.8	16.312	101.2	56.670 (2)	80.76	0.228	13:59:27.578
15 -	18.435	<b>21.760</b>	108.4	16.529	101.2	56.724	80.68	0.282	14:00:24.302
16 -	18.357	21.879	108.7	<b>16.206</b>	100.4	<b>56.442 (1)</b>	<b>81.08</b>		<b>14:01:20.744</b>
17 -	<b>18.339</b>	21.990	109.1	16.375	101.2	56.704 (3)	80.71	0.262	14:02:17.448
18 -	18.566	21.910	109.6	16.509	101.5	56.985	80.31	0.543	14:03:14.433
19 -	18.584	21.972	109.2	16.495	101.3	57.051	80.22	0.609	14:04:11.484
20 -	18.553	21.885	109.2	16.324	101.2	56.762	80.63	0.320	14:05:08.246
21 -	18.598	22.186	106.8	16.496	101.3	57.280	79.90	0.838	14:06:05.526

<b>P12 86</b>		<b>Bradley HUGHES</b>		KTM - Creswell Racing					
LAP	SECTOR 1	SECTOR 2	SECTOR 3	LAP TIME	MPH	DIFF	TIME OF DAY		
1 -		22.890	104.2	16.744	97.2	1:02.083	73.71	5.237	13:47:01.241
2 -	18.693	21.910	106.1	16.785	96.9	57.388	79.75	0.542	13:47:58.629
3 -	18.742	22.061	104.6	16.866	97.2	57.669	79.36	0.823	13:48:56.298
4 -	18.886	22.670	104.2	16.723	97.6	58.279	78.53	1.433	13:49:54.577
5 -	19.072	22.403	104.3	17.112	97.6	58.587	78.11	1.741	13:50:53.164
6 -	18.746	22.033	104.5	16.872	<b>97.9</b>	57.651	79.38	0.805	13:51:50.815
7 -	18.827	21.964	106.6	16.563	97.2	57.354	79.79	0.508	13:52:48.169
8 -	<b>18.519</b>	22.131	106.0	16.900	96.0	57.550	79.52	0.704	13:53:45.719
9 -	18.634	21.894	106.6	16.639	96.8	57.167	80.05	0.321	13:54:42.886
10 -	18.752	22.111	105.3	16.513	97.1	57.376	79.76	0.530	13:55:40.262
11 -	18.554	22.102	106.6	16.527	97.2	57.183	80.03	0.337	13:56:37.445
12 -	18.698	21.850	<b>107.3</b>	16.536	96.0	57.084	80.17	0.238	13:57:34.529
13 -	18.797	21.918	105.8	16.943	96.4	57.658	79.37	0.812	13:58:32.187
14 -	18.972	22.315	107.0	16.495	97.3	57.782	79.20	0.936	13:59:29.969
15 -	18.787	22.280	106.6	16.688	96.8	57.755	79.24	0.909	14:00:27.724
16 -	18.760	22.017	103.8	16.561	96.2	57.338	79.82	0.492	14:01:25.062
17 -	18.615	21.893	104.0	16.518	96.6	57.026 (3)	80.25	0.180	14:02:22.088
18 -	18.710	21.842	105.0	16.480	96.4	57.032	80.24	0.186	14:03:19.120
19 -	18.912	22.263	104.2	16.516	96.9	57.691	79.33	0.845	14:04:16.811
20 -	18.526	<b>21.834</b>	104.5	16.586	96.1	56.946 (2)	80.37	0.100	14:05:13.757
21 -	18.560	21.916	105.0	<b>16.370</b>	96.8	<b>56.846 (1)</b>	<b>80.51</b>		<b>14:06:10.603</b>

<b>P13 36</b>		<b>Jayson URIBE</b>		Honda - Rock and Sons Racing					
LAP	SECTOR 1	SECTOR 2	SECTOR 3	LAP TIME	MPH	DIFF	TIME OF DAY		
1 -		22.704	107.8	16.859	100.1	1:03.395	72.19	6.486	13:47:02.553
2 -	19.003	22.391	106.5	16.424	99.2	57.818	79.15	0.909	13:48:00.371
3 -	18.663	22.139	107.7	16.303	99.4	57.105	80.14	0.196	13:48:57.476
4 -	18.779	22.477	107.3	16.623	99.8	57.879	79.07	0.970	13:49:55.355
5 -	18.879	22.111	109.4	16.556	99.2	57.546	79.53	0.637	13:50:52.901
6 -	18.847	22.256	<b>109.8</b>	16.697	99.5	57.800	79.18	0.891	13:51:50.701
7 -	19.121	22.119	107.5	16.456	99.1	57.696	79.32	0.787	13:52:48.397
8 -	18.740	22.226	107.5	16.312	98.3	57.278	79.90	0.369	13:53:45.675
9 -	18.797	22.265	108.0	16.333	99.2	57.395	79.74	0.486	13:54:43.070
10 -	18.893	22.154	107.7	16.420	99.2	57.467	79.64	0.558	13:55:40.537
11 -	<b>18.617</b>	22.262	108.0	16.159	99.8	57.038 (2)	80.24	0.129	13:56:37.575
12 -	18.759	22.025	108.5	16.353	98.8	57.137	80.10	0.228	13:57:34.712

Knockhill  
 Circuit Length = 1.2713 miles  
 Start: 13:45 Flag 14:06 End: 14:07

Weather / Track : Bright / Dry

**MCRCB BULLETIN TK283**

**2013 MCE British Superbike Championship - Round 4**

**2013 Monster Energy British Motostar Championship**

**RACE 9 - SECTOR ANALYSIS**

SECTOR 1 = FL to I1, SECTOR 2 = I1 to I2, SECTOR 3 = I2 to FL, DIFF = Difference To Personal Best Lap

13 -	18.736	22.002	109.4	16.479	97.6	57.217	79.98	0.308	13:58:31.929
14 -	18.953	22.119	107.2	16.614	98.8	57.686	79.33	0.777	13:59:29.615
15 -	18.853	22.454	106.1	16.454	99.1	57.761	79.23	0.852	14:00:27.376
16 -	18.795	22.262	106.5	16.507	98.2	57.564	79.50	0.655	14:01:24.940
17 -	18.822	<b>21.987</b>	107.8	16.330	98.6	57.139	80.09	0.230	14:02:22.079
18 -	18.980	22.087	108.0	<b>16.003</b>	<b>100.3</b>	57.070 (3)	80.19	0.161	14:03:19.149
19 -	19.242	22.411	108.0	16.218	100.1	57.871	79.08	0.962	14:04:17.020
<b>20 -</b>	18.752	21.995	107.7	16.162	98.5	<b>56.909 (1)</b>	<b>80.42</b>		<b>14:05:13.929</b>
21 -	18.766	22.099	107.2	16.248	98.9	57.113	80.13	0.204	14:06:11.042

<b>P14</b>	<b>44</b>	<b>Jake BAYFORD</b>			Honda - j4ke.com				
LAP	SECTOR 1	SECTOR 2	SECTOR 3	LAP TIME	MPH	DIFF	TIME OF DAY		
1 -		22.900	107.0	17.148	99.1	1:03.428	72.15	6.657	13:47:02.586
2 -	19.170	22.787	108.0	16.446	99.8	58.403	78.36	1.632	13:48:00.989
3 -	18.790	22.455	108.0	16.427	99.4	57.672	79.35	0.901	13:48:58.661
4 -	18.860	22.390	108.0	16.414	100.4	57.664	79.36	0.893	13:49:56.325
5 -	18.959	22.479	107.7	16.360	<b>100.6</b>	57.798	79.18	1.027	13:50:54.123
6 -	<b>18.535</b>	22.367	108.0	16.468	100.3	57.370	79.77	0.599	13:51:51.493
7 -	18.853	22.254	108.7	16.548	98.8	57.655	79.38	0.884	13:52:49.148
8 -	18.967	22.131	108.4	16.249	100.3	57.347	79.80	0.576	13:53:46.495
9 -	18.716	21.979	109.6	16.552	99.5	57.247	79.94	0.476	13:54:43.742
10 -	18.707	22.237	109.4	16.396	99.8	57.340	79.81	0.569	13:55:41.082
11 -	18.594	21.987	109.6	16.246	99.5	56.827 (2)	80.53	0.056	13:56:37.909
12 -	18.638	21.913	<b>110.7</b>	16.348	98.8	56.899 (3)	80.43	0.128	13:57:34.808
13 -	18.876	22.095	109.6	16.435	98.5	57.406	79.72	0.635	13:58:32.214
14 -	18.818	22.142	109.8	16.509	96.9	57.469	79.63	0.698	13:59:29.683
15 -	18.937	22.440	108.9	16.276	97.8	57.653	79.38	0.882	14:00:27.336
16 -	19.249	22.345	106.5	16.961	97.2	58.555	78.16	1.784	14:01:25.891
17 -	18.631	22.179	108.2	16.275	98.8	57.085	80.17	0.314	14:02:22.976
18 -	18.637	21.914	109.2	16.371	99.4	56.922	80.40	0.151	14:03:19.898
19 -	18.783	22.360	108.9	16.274	99.7	57.417	79.71	0.646	14:04:17.315
20 -	18.705	21.997	107.8	16.274	98.8	56.976	80.32	0.205	14:05:14.291
<b>21 -</b>	18.693	<b>21.858</b>	109.1	<b>16.220</b>	98.9	<b>56.771 (1)</b>	<b>80.61</b>		<b>14:06:11.062</b>

<b>P15</b>	<b>21</b>	<b>Jason DOUGLAS</b>			Honda - Banks Racing				
LAP	SECTOR 1	SECTOR 2	SECTOR 3	LAP TIME	MPH	DIFF	TIME OF DAY		
1 -		22.566	107.0	16.844	98.3	1:01.478	74.44	4.685	13:47:00.636
2 -	19.035	22.032	106.5	16.710	95.7	57.777	79.21	0.984	13:47:58.413
3 -	18.803	22.106	105.1	16.783	96.8	57.692	79.33	0.899	13:48:56.105
4 -	19.022	22.532	104.6	16.864	96.0	58.418	78.34	1.625	13:49:54.523
5 -	18.992	22.029	104.6	16.787	96.5	57.808	79.17	1.015	13:50:52.331
6 -	18.935	22.261	104.0	17.111	96.0	58.307	78.49	1.514	13:51:50.638
7 -	19.295	22.355	106.5	16.473	97.6	58.123	78.74	1.330	13:52:48.761
8 -	18.790	21.864	107.2	16.709	97.5	57.363	79.78	0.570	13:53:46.124
9 -	18.640	22.059	106.3	16.486	98.1	57.185	80.03	0.392	13:54:43.309
10 -	18.806	22.127	108.5	16.763	96.5	57.696	79.32	0.903	13:55:41.005
11 -	18.852	22.169	106.6	<b>16.353</b>	97.8	57.374	79.77	0.581	13:56:38.379
12 -	<b>18.552</b>	21.921	103.4	16.707	96.9	57.180	80.04	0.387	13:57:35.559
13 -	18.707	21.736	107.8	16.652	97.3	57.095	80.16	0.302	13:58:32.654
14 -	18.711	22.255	<b>108.9</b>	16.685	97.1	57.651	79.38	0.858	13:59:30.305
15 -	18.771	22.752	105.3	16.668	96.1	58.191	78.65	1.398	14:00:28.496
16 -	18.798	<b>21.727</b>	108.4	17.023	96.2	57.548	79.52	0.755	14:01:26.044
17 -	18.797	22.385	106.3	16.491	97.8	57.673	79.35	0.880	14:02:23.717
18 -	18.628	21.731	107.2	16.447	98.3	56.806 (2)	80.56	0.013	14:03:20.523
19 -	18.755	21.871	107.8	16.583	<b>98.5</b>	57.209	80.00	0.416	14:04:17.732
20 -	18.659	21.969	106.8	16.463	97.2	57.091 (3)	80.16	0.298	14:05:14.823
<b>21 -</b>	18.590	21.728	107.7	16.475	96.6	<b>56.793 (1)</b>	<b>80.58</b>		<b>14:06:11.616</b>

<b>P16</b>	<b>41</b>	<b>Milo WARD</b>			Luyten Honda - FPW Racing				
LAP	SECTOR 1	SECTOR 2	SECTOR 3	LAP TIME	MPH	DIFF	TIME OF DAY		
1 -		23.055	103.0	17.555	96.5	1:03.625	71.93	6.460	13:47:02.783
2 -	19.346	23.661	105.8	16.743	96.9	59.750	76.59	2.585	13:48:02.533

Weather / Track : Bright / Dry

Knockhill  
Circuit Length = 1.2713 miles  
Start: 13:45 Flag 14:06 End: 14:07

MCRCB BULLETIN TK283

2013 MCE British Superbike Championship - Round 4

2013 Monster Energy British Motostar Championship

RACE 9 - SECTOR ANALYSIS

SECTOR 1 = FL to I1, SECTOR 2 = I1 to I2, SECTOR 3 = I2 to FL, DIFF = Difference To Personal Best Lap

3 -	18.621	22.383	105.8	16.748	96.9	57.752	79.24	0.587	13:49:00.285
4 -	18.544	22.368	105.8	16.654	<b>98.1</b>	57.566	79.50	0.401	13:49:57.851
5 -	18.673	22.430	105.5	16.705	97.8	57.808	79.17	0.643	13:50:55.659
6 -	<b>18.510</b>	22.363	105.6	16.754	97.1	57.627	79.42	0.462	13:51:53.286
7 -	18.564	22.071	<b>106.8</b>	17.213	94.6	57.848	79.11	0.683	13:52:51.134
8 -	18.647	22.200	105.5	16.601	95.8	57.448 <b>(3)</b>	79.66	0.283	13:53:48.582
9 -	18.745	22.281	104.2	16.681	95.7	57.707	79.31	0.542	13:54:46.289
10 -	18.718	22.481	104.6	16.708	95.0	57.907	79.03	0.742	13:55:44.196
11 -	18.944	22.193	104.8	16.609	96.0	57.746	79.25	0.581	13:56:41.942
12 -	18.869	22.549	104.6	16.676	95.1	58.094	78.78	0.929	13:57:40.036
13 -	18.997	22.674	104.0	16.994	94.5	58.665	78.01	1.500	13:58:38.701
14 -	18.726	22.324	104.2	16.674	94.9	57.724	79.28	0.559	13:59:36.425
15 -	18.660	22.375	103.0	16.793	95.0	57.828	79.14	0.663	14:00:34.253
16 -	18.545	22.367	103.8	16.845	94.9	57.757	79.24	0.592	14:01:32.010
17 -	18.937	22.726	103.4	16.795	95.4	58.458	78.29	1.293	14:02:30.468
18 -	18.941	22.547	104.2	16.747	95.3	58.235	78.59	1.070	14:03:28.703
19 -	18.622	22.410	103.8	17.182	96.2	58.214	78.61	1.049	14:04:26.917
20 -	18.711	<b>21.970</b>	105.1	16.734	95.7	57.415 <b>(2)</b>	79.71	0.250	14:05:24.332
<b>21 -</b>	18.605	22.135	104.3	<b>16.425</b>	96.4	<b>57.165 (1)</b>	<b>80.06</b>		<b>14:06:21.497</b>

P17	72	Ricky TARREN			Honda - Cresswell Racing				
LAP	SECTOR 1	SECTOR 2	SECTOR 3	LAP TIME	MPH	DIFF	TIME OF DAY		
1 -		23.452	104.6	17.053	94.7	1:04.727	70.70	7.659	13:47:03.885
2 -	19.033	23.060	102.4	17.117	94.6	59.210	77.29	2.142	13:48:03.095
3 -	18.769	22.437	103.7	16.855	94.6	58.061	78.82	0.993	13:49:01.156
4 -	18.931	22.135	103.0	16.901	<b>95.0</b>	57.967	78.95	0.899	13:49:59.123
5 -	18.811	22.196	103.2	16.895	94.7	57.902	79.04	0.834	13:50:57.025
6 -	18.860	22.237	103.2	16.846	94.5	57.943	78.98	0.875	13:51:54.968
7 -	18.888	22.254	102.9	17.071	93.3	58.213	78.62	1.145	13:52:53.181
8 -	19.028	22.309	102.6	17.044	93.7	58.381	78.39	1.313	13:53:51.562
9 -	18.962	22.393	102.2	16.887	93.5	58.242	78.58	1.174	13:54:49.804
10 -	18.893	22.216	103.0	16.949	93.4	58.058	78.83	0.990	13:55:47.862
11 -	18.838	22.319	102.7	16.675	94.2	57.832	79.13	0.764	13:56:45.694
12 -	18.897	22.235	102.9	16.833	93.8	57.965	78.95	0.897	13:57:43.659
13 -	18.926	22.151	103.0	16.794	93.9	57.871	79.08	0.803	13:58:41.530
14 -	18.941	22.145	102.9	16.864	93.7	57.950	78.97	0.882	13:59:39.480
15 -	19.029	22.209	101.8	16.752	93.5	57.990	78.92	0.922	14:00:37.470
<b>16 -</b>	18.546	<b>21.768</b>	103.5	16.754	93.9	<b>57.068 (1)</b>	<b>80.19</b>		<b>14:01:34.538</b>
17 -	<b>18.533</b>	22.044	103.7	<b>16.519</b>	94.5	57.096 <b>(2)</b>	80.15	0.028	14:02:31.634
18 -	18.707	21.963	104.2	16.871	93.3	57.541	79.53	0.473	14:03:29.175
19 -	18.716	21.994	<b>104.8</b>	16.783	94.2	57.493	79.60	0.425	14:04:26.668
20 -	18.821	22.094	102.1	16.966	93.8	57.881	79.07	0.813	14:05:24.549
21 -	18.848	22.054	103.4	16.563	94.5	57.465 <b>(3)</b>	79.64	0.397	14:06:22.014

P18	64	Asher DURHAM			Seel Honda - Repli-Cast UK				
LAP	SECTOR 1	SECTOR 2	SECTOR 3	LAP TIME	MPH	DIFF	TIME OF DAY		
1 -		22.919	112.7	17.358	103.2	1:04.362	71.10	7.069	13:47:03.520
2 -	19.125	22.697	112.4	16.567	104.0	58.389	78.38	1.096	13:48:01.909
3 -	18.804	22.371	111.4	16.400	104.2	57.575 <b>(2)</b>	79.49	0.282	13:48:59.484
4 -	18.732	22.425	112.5	16.615	104.3	57.772	79.22	0.479	13:49:57.256
5 -	18.876	22.429	110.1	16.482	<b>104.5</b>	57.787	79.20	0.494	13:50:55.043
<b>6 -</b>	<b>18.717</b>	22.268	<b>112.9</b>	<b>16.308</b>	104.3	<b>57.293 (1)</b>	<b>79.88</b>		<b>13:51:52.336</b>
7 -	18.896	22.302	112.5	22.286	94.3	1:03.484	72.09	6.191	13:52:55.820
8 -	19.490	22.397	112.7	16.761	101.8	58.648	78.03	1.355	13:53:54.468
9 -	18.956	22.281	112.4	16.551	102.6	57.788	79.19	0.495	13:54:52.256
10 -	18.777	22.290	112.4	16.529	102.1	57.596 <b>(3)</b>	79.46	0.303	13:55:49.852
11 -	18.965	22.443	112.5	16.410	102.6	57.818	79.15	0.525	13:56:47.670
12 -	19.014	22.381	112.2	16.412	102.9	57.807	79.17	0.514	13:57:45.477
13 -	18.841	<b>22.217</b>	112.7	16.661	101.9	57.719	79.29	0.426	13:58:43.196
14 -	19.061	22.805	110.9	16.643	103.0	58.509	78.22	1.216	13:59:41.705
15 -	18.759	22.561	111.4	16.652	102.1	57.972	78.94	0.679	14:00:39.677
16 -	19.001	22.973	111.4	16.493	102.2	58.467	78.27	1.174	14:01:38.144
17 -	18.996	22.693	111.6	16.587	102.7	58.276	78.53	0.983	14:02:36.420

Weather / Track : Bright / Dry

Knockhill

Circuit Length = 1.2713 miles

Start: 13:45 Flag 14:06 End: 14:07

**MCRCB BULLETIN TK283**

**2013 MCE British Superbike Championship - Round 4**

**2013 Monster Energy British Motostar Championship**

**RACE 9 - SECTOR ANALYSIS**

SECTOR 1 = FL to I1, SECTOR 2 = I1 to I2, SECTOR 3 = I2 to FL, DIFF = Difference To Personal Best Lap

18 -	18.877	22.515	110.7	16.603	102.7	57.995	78.91	0.702	14:03:34.415
19 -	18.831	22.512	111.2	17.482	99.7	58.825	77.80	1.532	14:04:33.240
20 -	18.945	22.692	110.7	16.447	103.0	58.084	78.79	0.791	14:05:31.324
21 -	18.956	22.879	111.2	16.626	103.2	58.461	78.28	1.168	14:06:29.785

<b>P19 77</b>		<b>Jason VERNON</b>		Honda - SGR Racing					
LAP	SECTOR 1	SECTOR 2	SECTOR 3	LAP TIME	MPH	DIFF	TIME OF DAY		
1 -		23.487	106.0	17.623	94.5	1:05.871	69.48	7.987	13:47:05.029
2 -	19.155	23.076	103.8	16.783	97.8	59.014	77.55	1.130	13:48:04.043
3 -	19.097	22.610	104.8	16.774	97.2	58.481	78.26	0.597	13:49:02.524
<b>4 -</b>	<b>18.835</b>	22.227	105.5	16.822	<b>98.1</b>	<b>57.884 (1)</b>	<b>79.06</b>		<b>13:50:00.408</b>
5 -	18.837	22.241	105.0	17.069	95.0	58.147	78.71	0.263	13:50:58.555
6 -	18.914	22.331	105.5	16.843	96.6	58.088 <b>(3)</b>	78.79	0.204	13:51:56.643
7 -	18.854	22.316	105.1	17.378	94.3	58.548	78.17	0.664	13:52:55.191
8 -	19.061	22.381	105.0	17.040	95.8	58.482	78.25	0.598	13:53:53.673
9 -	19.152	22.379	104.6	16.977	95.5	58.508	78.22	0.624	13:54:52.181
10 -	19.044	22.572	105.8	16.846	96.2	58.462	78.28	0.578	13:55:50.643
11 -	19.056	22.261	<b>106.3</b>	16.842	96.0	58.159	78.69	0.275	13:56:48.802
12 -	19.105	22.428	104.5	16.859	95.4	58.392	78.38	0.508	13:57:47.194
13 -	19.032	22.532	105.1	16.743	95.5	58.307	78.49	0.423	13:58:45.501
14 -	19.276	22.405	104.2	16.866	96.0	58.547	78.17	0.663	13:59:44.048
15 -	18.923	22.360	103.2	16.827	95.1	58.110	78.76	0.226	14:00:42.158
16 -	19.024	22.431	104.5	16.888	95.8	58.343	78.44	0.459	14:01:40.501
17 -	18.959	22.328	104.6	<b>16.718</b>	95.1	58.005 <b>(2)</b>	78.90	0.121	14:02:38.506
18 -	19.068	<b>22.197</b>	105.1	16.994	95.0	58.259	78.55	0.375	14:03:36.765
19 -	18.956	22.398	104.3	17.178	93.0	58.532	78.19	0.648	14:04:35.297
20 -	19.008	22.743	103.0	17.079	95.5	58.830	77.79	0.946	14:05:34.127
21 -	18.967	22.602	103.4	16.972	95.8	58.541	78.18	0.657	14:06:32.668

<b>P20 4</b>		<b>Paul McCARTNEY</b>		Honda -					
LAP	SECTOR 1	SECTOR 2	SECTOR 3	LAP TIME	MPH	DIFF	TIME OF DAY		
1 -		23.734	<b>106.5</b>	17.585	95.7	1:05.741	69.61	7.821	13:47:04.899
2 -	18.953	23.044	105.3	17.065	95.4	59.062	77.49	1.142	13:48:03.961
3 -	18.948	23.274	105.6	16.776	<b>98.2</b>	58.998	77.57	1.078	13:49:02.959
4 -	<b>18.817</b>	22.696	104.8	17.123	97.8	58.636	78.05	0.716	13:50:01.595
5 -	18.936	<b>22.456</b>	106.0	16.806	96.4	58.198 <b>(2)</b>	78.64	0.278	13:50:59.793
6 -	18.839	22.750	105.0	16.711	96.8	58.300 <b>(3)</b>	78.50	0.380	13:51:58.093
7 -	18.835	22.795	104.6	19.594	87.3	1:01.224	74.75	3.304	13:52:59.317
8 -	19.494	23.035	103.8	16.825	95.7	59.354	77.10	1.434	13:53:58.671
9 -	18.980	22.989	104.0	16.680	95.1	58.649	78.03	0.729	13:54:57.320
<b>10 -</b>	18.872	22.562	104.6	<b>16.486</b>	96.0	<b>57.920 (1)</b>	<b>79.01</b>		<b>13:55:55.240</b>
11 -	19.256	23.334	102.4	16.858	95.0	59.448	76.98	1.528	13:56:54.688
12 -	18.905	22.768	104.3	16.869	93.8	58.542	78.17	0.622	13:57:53.230
13 -	19.497	23.140	104.0	16.997	94.9	59.634	76.74	1.714	13:58:52.864
14 -	19.179	23.160	103.4	16.948	95.4	59.287	77.19	1.367	13:59:52.151
15 -	19.151	22.956	103.2	16.766	95.0	58.873	77.73	0.953	14:00:51.024
16 -	19.156	22.906	101.8	16.938	95.0	59.000	77.57	1.080	14:01:50.024
17 -	19.250	23.753	102.9	17.304	93.5	1:00.307	75.89	2.387	14:02:50.331
18 -	18.957	24.074	101.8	17.996	95.8	1:01.027	74.99	3.107	14:03:51.358
19 -	19.370	23.387	105.6	16.592	94.7	59.349	77.11	1.429	14:04:50.707
20 -	19.176	23.207	102.7	16.784	95.0	59.167	77.35	1.247	14:05:49.874
21 -	19.214	22.686	103.7	17.030	95.4	58.930	77.66	1.010	14:06:48.804

<b>P21 65</b>		<b>Josh OWENS</b>		Honda - Trax Hydraulics					
LAP	SECTOR 1	SECTOR 2	SECTOR 3	LAP TIME	MPH	DIFF	TIME OF DAY		
1 -		24.165	<b>104.3</b>	17.332	95.3	1:06.153	69.18	6.835	13:47:05.311
2 -	19.266	23.350	103.5	17.308	94.9	59.924	76.37	0.606	13:48:05.235
3 -	19.221	23.327	101.5	17.028	<b>96.0</b>	59.576	76.82	0.258	13:49:04.811
4 -	19.190	23.167	102.4	17.043	95.4	59.400 <b>(3)</b>	77.05	0.082	13:50:04.211
5 -	19.176	23.024	102.4	17.422	93.7	59.622	76.76	0.304	13:51:03.833
6 -	19.352	23.068	101.8	<b>16.942</b>	94.6	59.362 <b>(2)</b>	77.09	0.044	13:52:03.195
7 -	19.227	22.986	103.0	17.316	93.3	59.529	76.88	0.211	13:53:02.724

Weather / Track : Bright / Dry

Knockhill  
Circuit Length = 1.2713 miles  
Start: 13:45 Flag 14:06 End: 14:07

**MCRCB BULLETIN TK283**

**2013 MCE British Superbike Championship - Round 4**

**2013 Monster Energy British Motostar Championship**

**RACE 9 - SECTOR ANALYSIS**

SECTOR 1 = FL to I1, SECTOR 2 = I1 to I2, SECTOR 3 = I2 to FL, DIFF = Difference To Personal Best Lap

8 - 19.152 23.019 101.2 17.147 93.5 **59.318 (1) 77.15** 13:54:02.042

<b>P22</b>	<b>27</b>	<b>Thomas LODGE</b>		Honda - RS Racing					
LAP	SECTOR 1	SECTOR 2	SECTOR 3	LAP TIME	MPH	DIFF	TIME OF DAY		
1 -		25.891	104.8	17.661	99.2	1:08.874	66.45	9.264	13:47:08.032
2 -	19.375	23.967	107.3	17.414	99.5	1:00.756	75.33	1.146	13:48:08.788
3 -	19.623	24.168	104.3	17.456	100.3	1:01.247	74.72	1.637	13:49:10.035
4 -	19.390	23.084	107.5	<b>17.221</b>	<b>100.4</b>	59.695 <b>(2)</b>	76.66	0.085	13:50:09.730
5 -	<b>19.229</b>	23.443	107.2	17.502	100.0	1:00.174 <b>(3)</b>	76.05	0.564	13:51:09.904
<b>6 -</b>	19.365	<b>22.983</b>	108.4	17.262	100.0	<b>59.610 (1)</b>	<b>76.77</b>		<b>13:52:09.514</b>
7 -	19.377	23.053	107.3	17.883	98.3	1:00.313	75.88	0.703	13:53:09.827
8 -	19.427	23.038	<b>108.9</b>	19.538	41.9	1:02.003	73.81	2.393	13:54:11.830

<b>P23</b>	<b>13 M3</b>	<b>Sam BURMAN</b>		Honda - WNT / Burman Racing					
LAP	SECTOR 1	SECTOR 2	SECTOR 3	LAP TIME	MPH	DIFF	TIME OF DAY		
1 -		23.122	110.7	16.722	101.6	1:03.658	71.89	6.385	13:47:02.816
2 -	19.120	23.212	110.1	<b>16.422</b>	102.1	58.754	77.89	1.481	13:48:01.570
3 -	18.586	22.473	110.1	16.447	102.6	57.506 <b>(2)</b>	79.58	0.233	13:48:59.076
4 -	18.654	22.436	110.1	16.442	<b>103.2</b>	57.532 <b>(3)</b>	79.55	0.259	13:49:56.608
5 -	18.930	22.315	<b>110.9</b>	16.570	102.9	57.815	79.16	0.542	13:50:54.423
<b>6 -</b>	<b>18.541</b>	22.290	110.7	16.442	102.6	<b>57.273 (1)</b>	<b>79.91</b>		<b>13:51:51.696</b>

**MCRCB BULLETIN TK284****2013 MCE British Superbike Championship - Round 4****2013 Monster Energy British Motostar Championship****RACE 9 - BEST SPEEDS**

POS	SECTOR 1			SECTOR 2			FINISH LINE		
	NO	NAME	MPH	NO	NAME	MPH	NO	NAME	MPH
1				66	Joe IRVING	115.1	66	Joe IRVING	106.3
2				17	Tom CARNE	113.1	40	Joe FRANCIS	104.5
3				64	Asher DURHAM	112.9	64	Asher DURHAM	104.5
4				34	Jordan WEAVING	112.4	17	Tom CARNE	103.4
5				10	Peter SUTHERLAND	111.8	13	Sam BURMAN	103.2
6				43	Arnie SHELTON	111.4	34	Jordan WEAVING	103.0
7				40	Joe FRANCIS	111.1	35	Elliot LODGE	102.4
8				13	Sam BURMAN	110.9	22	Stephanie WADDELOW	102.2
9				44	Jake BAYFORD	110.7	10	Peter SUTHERLAND	101.9
10				35	Elliot LODGE	110.3	43	Arnie SHELTON	101.3
11				80	Callum BEY	110.1	12	Edward RENDELL	101.0
12				22	Stephanie WADDELOW	110.0	44	Jake BAYFORD	100.6
13				36	Jayson URIBE	109.8	27	Thomas LODGE	100.4
14				88	Lewis ROLLO	109.4	36	Jayson URIBE	100.3
15				12	Edward RENDELL	109.1	80	Callum BEY	100.1
16				21	Jason DOUGLAS	108.9	88	Lewis ROLLO	100.1
17				27	Thomas LODGE	108.9	21	Jason DOUGLAS	98.5
18				86	Bradley HUGHES	107.3	4	Paul McCARTNEY	98.2
19				41	Milo WARD	106.8	41	Milo WARD	98.1
20				4	Paul McCARTNEY	106.5	77	Jason VERNON	98.1
21				77	Jason VERNON	106.3	86	Bradley HUGHES	97.9
22				72	Ricky TARREN	104.8	65	Josh OWENS	96.0
23				65	Josh OWENS	104.3	72	Ricky TARREN	95.0

Weather / Track : Bright / Dry

Results can be found at [www.tsl-timing.com](http://www.tsl-timing.com)

Knockhill

Circuit Length = 1.2713 miles

Start: 13:45 Flag 14:06 End: 14:07

Printed - 14:10 Sunday, 16 June 2013

**MCRCB BULLETIN TK285****2013 MCE British Superbike Championship - Round 4****2013 Monster Energy British Motostar Championship****RACE 9 - BEST SECTORS**

SECTOR 1			SECTOR 2			SECTOR 3			IDEAL / BEST COMPARISON						
POS	NO	NAME	TIME	NO	NAME	TIME	NO	NAME	TIME	POS	NO	NAME	IDEAL	BEST	DIFF
1	40	FRANCIS	17.615	66	IRVING	20.765	66	IRVING	15.438						
2	66	IRVING	17.646	34	WEAVING	20.878	34	WEAVING	15.584	1	66	IRVING	53.849	54.035	0.186
3	34	WEAVING	17.694	40	FRANCIS	21.247	40	FRANCIS	15.626	2	34	WEAVING	54.156	54.234	0.078
4	43	SHELTON	17.748	17	CARNE	21.291	17	CARNE	15.815	3	40	FRANCIS	54.488	54.598	0.110
5	17	CARNE	17.823	10	SUTHERLAND	21.320	36	URIBE	16.003	4	17	CARNE	54.929	55.183	0.254
6	80	BEY	17.979	43	SHELTON	21.382	88	ROLLO	16.044	5	43	SHELTON	55.234	55.431	0.197
7	12	RENDELL	18.005	35	LODGE	21.441	35	LODGE	16.088	6	10	SUTHERLAND	55.497	55.653	0.156
8	10	SUTHERLAND	18.041	12	RENDELL	21.466	12	RENDELL	16.101	7	12	RENDELL	55.572	55.703	0.131
9	88	ROLLO	18.061	80	BEY	21.481	43	SHELTON	16.104	8	80	BEY	55.605	55.657	0.052
10	35	LODGE	18.180	88	ROLLO	21.545	10	SUTHERLAND	16.136	9	88	ROLLO	55.650	56.025	0.375
11	22	WADDELOW	18.339	21	DOUGLAS	21.727	80	BEY	16.145	10	35	LODGE	55.709	55.841	0.132
12	41	WARD	18.510	22	WADDELOW	21.760	22	WADDELOW	16.206	11	22	WADDELOW	56.305	56.442	0.137
13	86	HUGHES	18.519	72	TARREN	21.768	44	BAYFORD	16.220	12	36	URIBE	56.607	56.909	0.302
14	72	TARREN	18.533	86	HUGHES	21.834	64	DURHAM	16.308	13	44	BAYFORD	56.613	56.771	0.158
15	44	BAYFORD	18.535	44	BAYFORD	21.858	21	DOUGLAS	16.353	14	21	DOUGLAS	56.632	56.793	0.161
16	13	BURMAN	18.541	41	WARD	21.970	86	HUGHES	16.370	15	86	HUGHES	56.723	56.846	0.123
17	21	DOUGLAS	18.552	36	URIBE	21.987	13	BURMAN	16.422	16	72	TARREN	56.820	57.068	0.248
18	36	URIBE	18.617	77	VERNON	22.197	41	WARD	16.425	17	41	WARD	56.905	57.165	0.260
19	64	DURHAM	18.717	64	DURHAM	22.217	4	McCARTNEY	16.486	18	64	DURHAM	57.242	57.293	0.051
20	4	McCARTNEY	18.817	13	BURMAN	22.283	72	TARREN	16.519	19	13	BURMAN	57.246	57.273	0.027
21	77	VERNON	18.835	4	McCARTNEY	22.456	77	VERNON	16.718	20	77	VERNON	57.750	57.884	0.134
22	65	OWENS	19.152	65	OWENS	22.934	65	OWENS	16.942	21	4	McCARTNEY	57.759	57.920	0.161
23	27	LODGE	19.229	27	LODGE	22.983	27	LODGE	17.221	22	65	OWENS	59.028	59.318	0.290
										23	27	LODGE	59.433	59.610	0.177

Weather / Track : Bright / Dry

Results can be found at [www.tsl-timing.com](http://www.tsl-timing.com)

Knockhill

Circuit Length = 1.2713 miles

Start: 13:45 Flag 14:06 End: 14:07

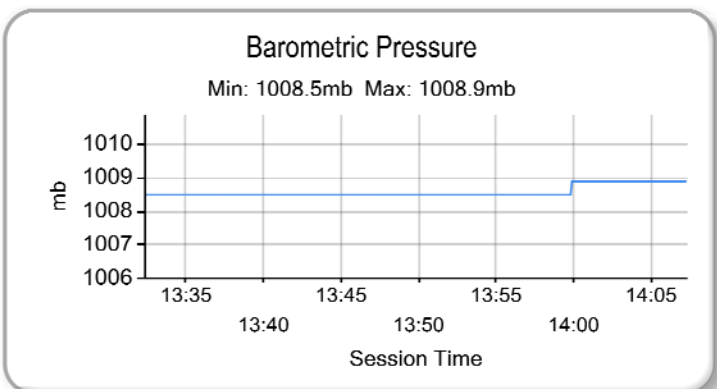
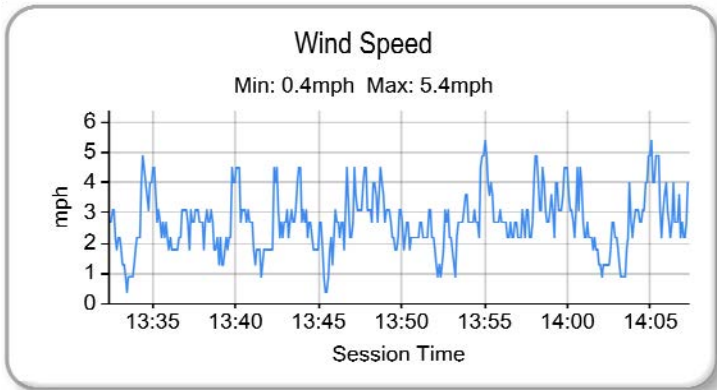
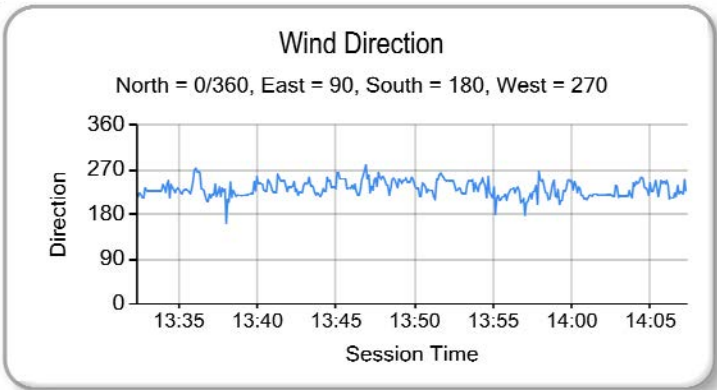
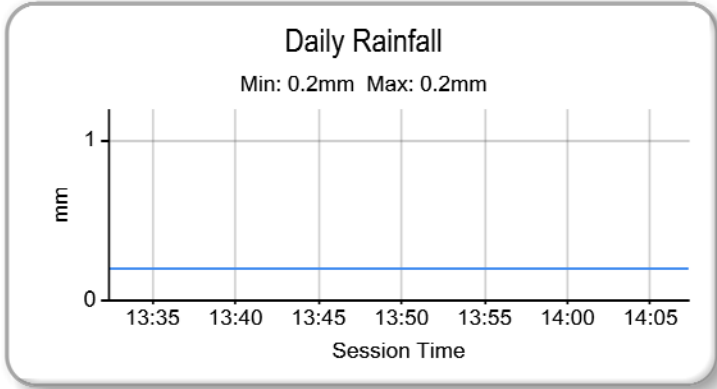
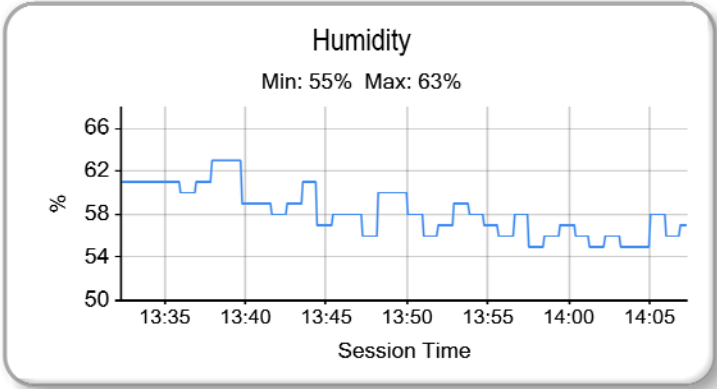
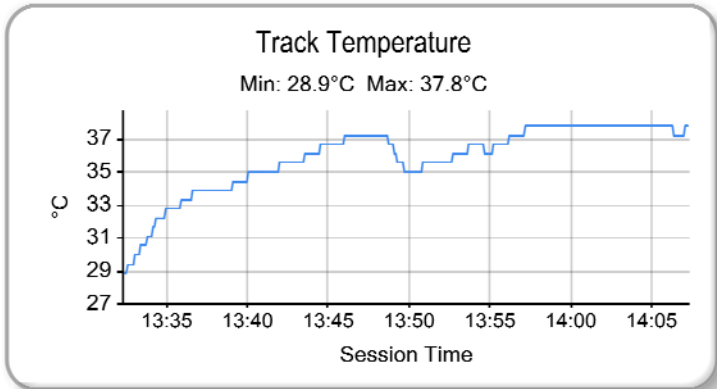
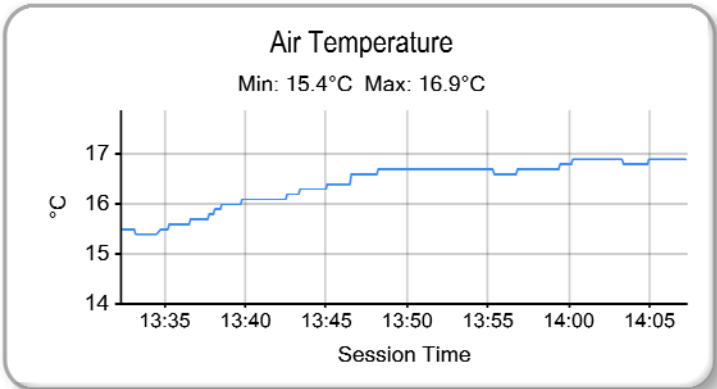
Printed - 14:11 Sunday, 16 June 2013

**MCRCB BULLETIN TK286**

**2013 MCE British Superbike Championship - Round 4**

**2013 Monster Energy British Motostar Championship**

**RACE 9 - WEATHER CONDITIONS**



Weather / Track : Bright / Dry

Knockhill  
Circuit Length = 1.2713 miles  
Start: 13:45 Flag 14:06 End: 14:07

Results can be found at [www.tsl-timing.com](http://www.tsl-timing.com)

Printed - 14:11 Sunday, 16 June 2013



# MCRCB BULLETIN TK287

## 2013 Monster Energy British Motostar Championship MOTO 3 POINTS AFTER ROUND 4

	TOTAL	GAP	DIFF	7th April Brands Hatch - Indy	14th April Thruxton	6th May Oulton Park	16th June Knockhill	7th July Snetterton	21st July Brands Hatch - GP	11th August Oulton Park	26th August Cadwell Park	8th September Donington Park	22nd September Assen	6th October Silverstone	20th October Brands Hatch - GP
Joe FRANCIS	81			20	20	25	16								
Tarran MACKENZIE	70	11		25	25	20									
Joe IRVING	52	29	18	16		16	20								
James HOBSON	29	52	23		16	13									
Jordan WEAVING	25	56	4				25								
Sam BURMAN	24	57	1	11	13										
Olly SIMPSON	13	68	11	13											
Justin WARING	11	70	2		11										

**MCRCB BULLETIN TK288**

**2013 Monster Energy British Motostar Championship  
125GP POINTS AFTER ROUND 4**

	TOTAL	GAP	DIFF	7th April Brands Hatch - Indy	14th April Thruxton	6th May Oulton Park	16th June Knockhill	7th July Snetterton	21st July Brands Hatch - GP	11th August Oulton Park	26th August Cadwell Park	8th September Donington Park	22nd September Assen	6th October Silverstone	20th October Brands Hatch - GP
Tom CARNE	95			25	20	25	25								
Arnie SHELTON	66	29		13	13	20	20								
Peter SUTHERLAND	52	43	14		25	16	11								
Callum BEY	42	53	10	10	8	11	13								
Edward RENDELL	42	53	0	16		10	16								
Jordan WEAVING	36	59	6	20	16										
Elliott LODGE	28	67	8		10	9	9								
Stephanie WADDELOW	25	70	3		9	8	8								
Catherine GREEN	22	73	3	11	11										
Paul JORDAN	22	73	0	9		13									
Jayson URIBE	17	78	5	3	2	6	6								
Lewis ROLLO	17	78	0			7	10								
Milo WARD	16	79	1	7	6		3								
Taz TAYLOR	13	82	3	6	4	3									
Asher DURHAM	13	82	0	4	3	5	1								
Jake BAYFORD	12	83	1		7		5								
Bradley HUGHES	11	84	1			4	7								
Adam McLEAN	8	87	3	8											
Ricky TARRAN	8	87	0		5	1	2								
Daniel COSTILLA	6	89	2	5	1										
Jason DOUGLAS	4	91	2				4								
Steve LAWTON	2	93	2			2									