



MOTOSTAR

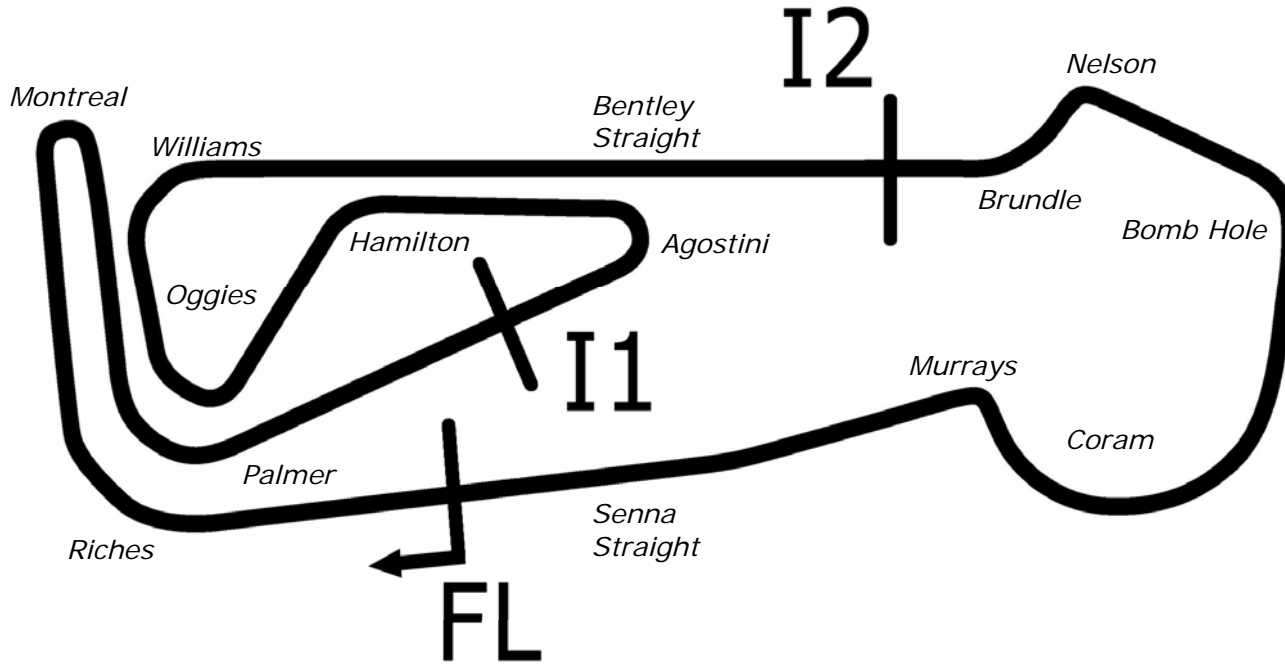
Round 5
Snetterton 300

5th - 7th July 2013

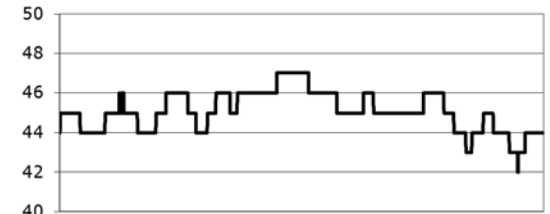


Results Provided by Timing Solutions Ltd
www.tsl-timing.com

Snetterton 300



Circuit Altitude (m)



Length	2.9689 miles	4778.0 m	
FL		52.46340 N	0.94476 E
I1	1545m	52.46487 N	0.94466 E
I2	3198m	52.46617 N	0.94964 E
Pit Entry	4572m	52.46364 N	0.94774 E
Pit Exit	40m after FL	52.46338 N	0.94420 E
Pit Entry-Pit Exit 246m, 14.7s @60kph, 11.0s @80kph			

Lap Records		Best Sector Information					
		Sector 1	S1 Trap (mph)	Sector 2	S2 Trap (mph)	Sector 3	F/L Trap (mph)
Superbikes	1:48.023	33.690	140.4	37.804	178.0	35.910	173.4
Supersport	1:51.579	34.812	134.2	39.289	160.5	37.016	157.9
Superstock 1000	1:51.381	34.837	133.9	39.276	166.9	37.109	169.5
Superstock 600	1:55.251	35.858	133.7	40.722	157.2	38.236	151.5
Motostar	2:01.811	38.150	115.5	43.274	132.1	39.755	128.1
F1 Sidecar	1:56.164	36.475	128.3	41.563	149.1	38.173	144.9
Triumph TC	1:56.258	36.320	127.6	41.099	155.0	38.490	148.8
Ducati 848	1:56.513	36.516	129.3	41.322	155.7	38.675	153.2



POS	NO	CL	PIC NAME	ENTRY	TIME	ON	LAPS	GAP	DIFF	MPH
1	95	MB	1 Tarran MACKENZIE	KTM- Redline KTM	2:05.025	9	10			85.48
2	40	MB	2 Joe FRANCIS	Honda - Team WD40	2:05.882	8	9	0.857	0.857	84.90
3	34	MB	3 Jordan WEAVING	KTM- Jordan Racing /Burkert	2:06.212	7	9	1.187	0.330	84.68
4	66	MB	4 Joe IRVING	KTM- RS Racing /The Toad and Tatle Pub	2:07.584	6	7	2.559	1.372	83.77
5	17		1 Tom CARNE	Honda - TC Racing /SP125 racing	2:07.699	7	7	2.674	0.115	83.69
6	80		2 Callum BEY	Honda - RCD Mbtorsport	2:08.434	9	9	3.409	0.735	83.21
7	10		3 Peter SUTHERLAND	Aprilia - Kinpac Racing	2:08.846	7	8	3.821	0.412	82.95
8	12		4 Edward RENDELL	Honda - Banks Racing	2:09.263	6	6	4.238	0.417	82.68
9	86		5 Bradley HUGHES	KTM- Creswell Racing	2:09.768	7	7	4.743	0.505	82.36
10	22		6 Stephanie WADDELOW	Aprilia - Mto Strada	2:12.288	9	9	7.263	2.520	80.79
11	42	MB	5 James HOBSON	Honda - Two 4 Mbtorsport	2:12.747	9	9	7.722	0.459	80.51
12	36		7 Jayson URIBE	Honda - Rock and Sons Racing	2:12.986	9	9	7.961	0.239	80.36
13	72		8 Ricky TARREN	Honda - Creswell Racing	2:13.473	7	7	8.448	0.487	80.07
14	43		9 Arnie SHELTON	Honda - e3 motorsport	2:13.947	5	7	8.922	0.474	79.79
15	64		10 Asher DURHAM	Seel Honda - Repli-Cast UK	2:14.053	9	9	9.028	0.106	79.73
16	3		11 Taz TAYLOR	Luyten Honda - FPW Racing	2:14.094	7	8	9.069	0.041	79.70
17	44		12 Jake BAYFORD	Honda - j4ke.com	2:14.184	5	7	9.159	0.090	79.65
18	41		13 Milo WARD	Luyten Honda - FPW Racing	2:14.757	4	4	9.732	0.573	79.31
19	18		14 Paul DOBB	Honda - PDR	2:15.898	6	6	10.873	1.141	78.64
20	24		15 Daniel COSTILLA	Honda - Repli-Cast UK	2:16.552	7	9	11.527	0.654	78.27
21	69		16 Ryan BRAIN	KTM- Creswell Racing	2:16.645	7	9	11.620	0.093	78.21
22	79	MB	6 Chris TAYLOR	Honda - Elevator Bridle & Saddle Co /Coventry Ducati	2:17.023	7	7	11.998	0.378	78.00

QUALIFYING LAPTIME (110.0% of 2:05.025) = 2:17.527

23	77		17 Jason VERNON	Honda - SGR Racing	2:19.252	8	9	14.227	2.229	76.75
24	35		18 Elliot LODGE	Honda - SP125 /SpikeRacing	2:20.572	3	4	15.547	1.320	76.03
25	13	MB	7 Sam BURMAN	Honda - WNT /Burman Racing	2:23.800	6	6	18.775	3.228	74.32
26	65		19 Josh OWENS	Honda - Trax Hydraulics	2:24.857	5	5	19.832	1.057	73.78
27	71		20 David WALES	Honda - TAD Racing	2:30.777	7	7	25.752	5.920	70.88
28	7		21 Jamie ASHBY	Honda - JPA Racing	2:30.975	7	7	25.950	0.198	70.79

Weather / Track : Sunny / Dry

These results are provisional until the conclusion of any judicial and technical matters.

Snetterton 300

Circuit Length = 2.9689 miles

Start: 09:00 Flag 09:19 End: 09:22

Race Director :	Stewards :	Timekeeper :
-----------------	------------	--------------

Results can be found at www.britishsuperbike.com

Printed - 09:23 Friday, 05 July 2013

MCRCB BULLETIN TK003

2013 MCE British Superbike Championship - Round 5

2013 Monster Energy British Motostar Championship

FREE PRACTICE 1 - SECTOR ANALYSIS

SECTOR 1 = FL to I1, SECTOR 2 = I1 to I2, SECTOR 3 = I2 to FL, DIFF = Difference To Personal Best Lap

P1	95 M3	Tarran MACKENZIE					KTM- Redline KTM				
LAP	SECTOR 1		SECTOR 2		SECTOR 3		LAP TIME	MPH	DIFF	TIME OF DAY	
1 -	OUTLAP	100.4	50.271	113.3	45.281	118.9	2:25.187	73.61	20.162	09:02:39.350	
2 -	41.591	109.6	45.945	122.2	44.470	119.4	2:12.006	80.96	6.981	09:04:51.356	
3 -	40.957	111.1	45.704	126.8	42.570	119.4	2:09.231	82.70	4.206	09:07:00.587	
4 -	40.338	111.1	45.503	128.0	42.515	120.9	2:08.356	83.26	3.331	09:09:08.943	
5 -	40.110	112.2	45.054	126.3	41.955	120.2	2:07.119	84.07	2.094	09:11:16.062	
6 -	39.597	112.2	44.666	128.3	42.359	120.2	2:06.622	84.40	1.597	09:13:22.684	
7 -	39.231	113.1	44.999	127.8	41.679	120.4	2:05.909	84.88	0.884	09:15:28.593	
8 -	39.527	112.5	44.636	127.0	41.666	120.6	2:05.829 (3)	84.94	0.804	09:17:34.422	
9 -	39.357	112.9	44.508	128.5	41.160	121.5	2:05.025 (1)	85.48		09:19:39.447	
10 -	39.508	112.9	44.512	130.3	41.609	120.2	2:05.629 (2)	85.07	0.604	09:21:45.076	

P2	40 M3	Joe FRANCIS					Honda - Team WD40				
LAP	SECTOR 1		SECTOR 2		SECTOR 3		LAP TIME	MPH	DIFF	TIME OF DAY	
1 -	OUTLAP	90.1	52.061	106.3	46.909	106.5	2:34.070	69.37	28.188	09:02:55.292	
2 -	43.432	99.2	48.495	113.5	45.680	111.1	2:17.607	77.67	11.725	09:05:12.899	
3 -	42.780	103.7	46.701	120.9	44.369	108.7	2:13.850	79.85	7.968	09:07:26.749	
4 -	41.508	106.3	46.197	123.8	42.426	117.5	2:10.131	82.13	4.249	09:09:36.880	
5 -	41.029	110.0	45.261	124.9	42.038	117.1	2:08.328	83.28	2.446	09:11:45.208	
6 -	39.802	110.0	44.869	126.8	42.592	117.1	2:07.263	83.98	1.381	09:13:52.471	
7 -	39.371	110.0	45.142	125.9	42.647	116.7	2:07.160 (3)	84.05	1.278	09:15:59.631	
8 -	39.638	109.1	44.738	125.2	41.506	117.3	2:05.882 (1)	84.90		09:18:05.513	
9 -	39.687	109.4	44.780	125.6	42.220	117.5	2:06.687 (2)	84.36	0.805	09:20:12.200	

P3	34 M3	Jordan WEAVING					KTM- Jordan Racing /Burkert				
LAP	SECTOR 1		SECTOR 2		SECTOR 3		LAP TIME	MPH	DIFF	TIME OF DAY	
1 -	OUTLAP	105.8	47.043	124.0	IN PIT		3:06.934 P	57.17	1:00.722	09:04:11.782	
2 -	OUTLAP	106.8	45.768	122.9	43.410	115.1	2:12.382	80.73	6.170	09:06:24.164	
3 -	40.644	109.4	45.330	122.6	42.744	115.1	2:08.718	83.03	2.506	09:08:32.882	
4 -	40.288	108.9	45.015	125.4	44.383	114.5	2:09.686	82.41	3.474	09:10:42.568	
5 -	39.870	110.0	45.857	124.0	43.030	116.1	2:08.757	83.00	2.545	09:12:51.325	
6 -	40.499	110.5	46.017	123.5	42.459	115.1	2:08.975	82.86	2.763	09:15:00.300	
7 -	39.610	110.1	44.764	123.3	41.838	115.7	2:06.212 (1)	84.68		09:17:06.512	
8 -	39.665	109.8	44.977	123.8	42.354	115.7	2:06.996 (3)	84.16	0.784	09:19:13.508	
9 -	39.496	110.0	44.589	124.5	42.363	115.7	2:06.448 (2)	84.52	0.236	09:21:19.956	

P4	66 M3	Joe IRVING					KTM- RS Racing /The Toad and Tatle Pub				
LAP	SECTOR 1		SECTOR 2		SECTOR 3		LAP TIME	MPH	DIFF	TIME OF DAY	
1 -	40.367	114.3	45.805	132.1	42.707	122.0	2:08.879	82.93	1.295	09:04:28.404	
2 -	40.452	115.7	45.567	132.6	IN PIT		5:56.491 P	29.98	3:48.907	09:10:24.895	
3 -	OUTLAP	116.1	45.579	132.6	42.648	122.0	2:13.631	79.98	6.047	09:12:38.526	
4 -	40.090	115.9	46.154	131.8	42.603	122.2	2:08.847	82.95	1.263	09:14:47.373	
5 -	40.498	114.3	45.345	132.1	42.300	123.3	2:08.143 (3)	83.40	0.559	09:16:55.516	
6 -	39.860	115.9	45.303	132.8	42.421	123.1	2:07.584 (1)	83.77		09:19:03.100	
7 -	40.786	112.5	45.091	132.1	42.139	123.1	2:08.016 (2)	83.49	0.432	09:21:11.116	

P5	17	Tom CARNE					Honda - TC Racing /SP125racing				
LAP	SECTOR 1		SECTOR 2		SECTOR 3		LAP TIME	MPH	DIFF	TIME OF DAY	
1 -	OUTLAP	100.9	55.963	88.1	IN PIT		5:27.440 P	32.64	3:19.741	09:08:16.472	
2 -	OUTLAP	95.8	49.884	106.6	46.394	121.5	2:26.639	72.88	18.940	09:10:43.111	
3 -	42.090	108.9	46.883	126.8	43.596	119.8	2:12.569	80.62	4.870	09:12:55.680	
4 -	41.325	108.2	47.003	128.8	43.163	119.8	2:11.491	81.28	3.792	09:15:07.171	
5 -	41.061	104.5	46.167	129.3	42.341	120.0	2:09.569 (3)	82.48	1.870	09:17:16.740	
6 -	40.882	113.1	45.913	129.3	42.594	120.0	2:09.389 (2)	82.60	1.690	09:19:26.129	
7 -	40.101	110.3	45.567	128.8	42.031	120.2	2:07.699 (1)	83.69		09:21:33.828	

Weather / Track : Sunny / Dry

Snetterton 300
Circuit Length = 2.9689 miles
Start: 09:00 Flag 09:19 End: 09:22

MCRCB BULLETIN TK003

2013 MCE British Superbike Championship - Round 5

2013 Monster Energy British Motostar Championship

FREE PRACTICE 1 - SECTOR ANALYSIS

SECTOR 1 = FL to I1, SECTOR 2 = I1 to I2, SECTOR 3 = I2 to FL, DIFF = Difference To Personal Best Lap

P6		80		Callum BEY		Honda - RCD Mbtorsport					
LAP		SECTOR 1		SECTOR 2		SECTOR 3		LAP TIME	MPH	DIFF	TIME OF DAY
1 -	OUTLAP	103.8		50.066	127.5	45.289	114.5	2:24.086	74.17	15.652	09:02:35.578
2 -	42.323	102.4		47.471	126.3	43.602	115.7	2:13.396	80.12	4.962	09:04:48.974
3 -	41.572	106.6		47.414	125.6	43.105	117.5	2:12.091	80.91	3.657	09:07:01.065
4 -	40.820	107.3		46.253	126.8	43.127	117.3	2:10.200	82.08	1.766	09:09:11.265
5 -	40.922	105.5		47.530	127.3	42.961	116.3	2:11.413	81.33	2.979	09:11:22.678
6 -	40.552	109.2		46.045	128.5	43.334	116.1	2:09.931	82.25	1.497	09:13:32.609
7 -	40.522	108.7		45.850	128.3	43.248	116.7	2:09.620 (3)	82.45	1.186	09:15:42.229
8 -	40.430	107.7		46.361	125.9	42.735	116.9	2:09.526 (2)	82.51	1.092	09:17:51.755
9 -	40.355	109.4		45.605	127.5	42.474	116.7	2:08.434 (1)	83.21		09:20:00.189

P7		10		Peter SUTHERLAND		Aprilia - Kinpac Racing					
LAP		SECTOR 1		SECTOR 2		SECTOR 3		LAP TIME	MPH	DIFF	TIME OF DAY
1 -		43.911	107.0	47.981	114.5	45.946	115.5	2:17.838	77.54	8.992	09:05:03.574
2 -		42.128	107.0	46.725	122.0	44.196	115.1	2:13.049	80.33	4.203	09:07:16.623
3 -		41.733	108.9	46.320	122.2	43.255	114.7	2:11.308	81.39	2.462	09:09:27.931
4 -		42.148	97.5	46.311	123.3	43.304	115.3	2:11.763	81.11	2.917	09:11:39.694
5 -		41.474	107.7	46.039	124.2	43.014	113.9	2:10.527	81.88	1.681	09:13:50.221
6 -		41.197	109.4	45.723	122.9	43.332	114.7	2:10.252 (3)	82.05	1.406	09:16:00.473
7 -		40.597	106.6	45.938	122.9	42.311	114.7	2:08.846 (1)	82.95		09:18:09.319
8 -		40.653	109.4	46.329	122.6	42.411	116.1	2:09.393 (2)	82.60	0.547	09:20:18.712

P8		12		Edward RENDELL		Honda - Banks Racing					
LAP		SECTOR 1		SECTOR 2		SECTOR 3		LAP TIME	MPH	DIFF	TIME OF DAY
1 -	OUTLAP	107.0		48.387	121.7	45.200	113.3	2:25.060	73.68	15.797	09:02:35.492
2 -		42.512	106.8	55.221	120.0	IN PIT		5:45.755 P	30.91	3:36.492	09:08:21.247
3 -	OUTLAP	106.8		47.484	116.9	IN PIT		5:26.950 P	32.69	3:17.687	09:13:48.197
4 -	OUTLAP	106.1		46.741	122.4	44.711	112.9	2:23.032	74.72	13.769	09:16:11.229
5 -		40.799	108.5	46.345	117.7	42.817	113.5	2:09.961 (2)	82.24	0.698	09:18:21.190
6 -		40.654	107.5	46.143	118.3	42.466	112.7	2:09.263 (1)	82.68		09:20:30.453

P9		86		Bradley HUGHES		KTM - Creswell Racing					
LAP		SECTOR 1		SECTOR 2		SECTOR 3		LAP TIME	MPH	DIFF	TIME OF DAY
1 -		42.999	106.0	47.949	121.7	44.240	114.9	2:15.188	79.06	5.420	09:04:43.358
2 -		41.790	108.9	47.241	121.7	43.439	114.7	2:12.470	80.68	2.702	09:06:55.828
3 -		41.099	109.2	46.501	121.5	44.128	112.0	2:11.728 (3)	81.13	1.960	09:09:07.556
4 -		41.549	105.5	46.739	119.4	43.250	115.5	2:11.538 (2)	81.25	1.770	09:11:19.094
5 -		40.464	109.2	46.644	122.4	IN PIT		4:42.941 P	37.77	2:33.173	09:16:02.035
6 -	OUTLAP	93.0		48.601	122.2	43.965	114.5	2:21.977	75.28	12.209	09:18:24.012
7 -		40.957	105.3	46.220	122.6	42.591	115.1	2:09.768 (1)	82.36		09:20:33.780

P10		22		Stephanie WADDELOW		Aprilia - Moto Strada					
LAP		SECTOR 1		SECTOR 2		SECTOR 3		LAP TIME	MPH	DIFF	TIME OF DAY
1 -	OUTLAP	92.3		52.691	110.1	49.025	117.9	2:36.228	68.41	23.940	09:02:49.576
2 -		44.949	90.1	51.182	112.2	46.474	119.4	2:22.605	74.94	10.317	09:05:12.181
3 -		44.018	99.2	48.481	121.1	45.887	118.1	2:18.386	77.23	6.098	09:07:30.567
4 -		42.753	106.3	48.237	118.7	IN PIT		3:02.272 P	58.63	49.984	09:10:32.839
5 -	OUTLAP	110.0		48.277	120.6	45.351	117.9	2:21.616	75.47	9.328	09:12:54.455
6 -		42.131	110.1	47.588	123.8	44.488	118.5	2:14.207	79.63	1.919	09:15:08.662
7 -		41.900	111.8	46.811	124.7	45.415	117.7	2:14.126 (3)	79.68	1.838	09:17:22.788
8 -		42.293	109.1	47.325	124.5	44.360	119.6	2:13.978 (2)	79.77	1.690	09:19:36.766
9 -		41.729	105.5	46.792	126.6	43.767	118.1	2:12.288 (1)	80.79		09:21:49.054

P11		42 M3		James HOBSON		Honda - Two 4 Motorsport					
LAP		SECTOR 1		SECTOR 2		SECTOR 3		LAP TIME	MPH	DIFF	TIME OF DAY
1 -	OUTLAP	87.4		52.084	113.1	47.283	113.9	2:30.732	70.90	17.985	09:02:48.164
2 -		45.492	91.5	49.527	117.7	45.881	114.1	2:20.900	75.85	8.153	09:05:09.064
3 -		43.102	92.3	48.646	123.3	46.599	114.9	2:18.347	77.25	5.600	09:07:27.411

Weather / Track : Sunny / Dry

Snetterton 300
Circuit Length = 2.9689 miles
Start: 09:00 Flag 09:19 End: 09:22

MCRCB BULLETIN TK003

2013 MCE British Superbike Championship - Round 5

2013 Monster Energy British Motostar Championship

FREE PRACTICE 1 - SECTOR ANALYSIS

SECTOR 1 = FL to I1, SECTOR 2 = I1 to I2, SECTOR 3 = I2 to FL, DIFF = Difference To Personal Best Lap

4 -	43.019	96.4	48.692	123.5	44.265	114.1	2:15.976	78.60	3.229	09:09:43.387
5 -	42.164	98.2	47.408	124.2	43.929	114.5	2:13.501 (2)	80.05	0.754	09:11:56.888
6 -	42.259	100.3	47.826	122.6	44.054	112.2	2:14.139 (3)	79.67	1.392	09:14:11.027
7 -	42.198	101.6	47.684	122.6	44.274	113.5	2:14.156	79.66	1.409	09:16:25.183
8 -	41.934	97.1	51.027	122.2	44.154	113.7	2:17.115	77.94	4.368	09:18:42.298
9 -	41.832	101.6	47.242	122.4	43.673	114.9	2:12.747 (1)	80.51		09:20:55.045

P12	36	Jayson URIBE					Honda - Rock and Sons Racing				
LAP	SECTOR 1	SECTOR 2	SECTOR 3	LAP TIME	MPH	DIFF	TIME OF DAY				
1 -	OUTLAP	100.3	53.232	121.5	48.858	114.7	2:35.734	68.63	22.748	09:02:40.460	
2 -	45.649	106.6	50.961	120.4	47.679	114.9	2:24.289	74.07	11.303	09:05:04.749	
3 -	44.644	97.6	50.518	121.3	IN PIT		3:07.398 P	57.03	54.412	09:08:12.147	
4 -	OUTLAP	107.5	48.468	121.7	46.509	113.5	2:21.902	75.32	8.916	09:10:34.049	
5 -	42.758	109.1	47.757	123.1	46.502	113.5	2:17.017	78.00	4.031	09:12:51.066	
6 -	43.262	106.8	47.843	122.9	45.507	115.3	2:16.612	78.23	3.626	09:15:07.678	
7 -	42.393	109.2	47.435	125.9	45.452	113.9	2:15.280 (3)	79.00	2.294	09:17:22.958	
8 -	42.303	109.6	47.535	125.2	44.696	115.3	2:14.534 (2)	79.44	1.548	09:19:37.492	
9 -	41.412	111.1	47.168	123.8	44.406	114.3	2:12.986 (1)	80.36		09:21:50.478	

P13	72	Ricky TARREN					Honda - Cresswell Racing				
LAP	SECTOR 1	SECTOR 2	SECTOR 3	LAP TIME	MPH	DIFF	TIME OF DAY				
1 -	OUTLAP	81.8	50.117	117.3	45.477	108.2	2:31.648	70.47	18.175	09:03:42.593	
2 -	43.980	105.0	47.555	117.3	44.972	108.9	2:16.507	78.29	3.034	09:05:59.100	
3 -	42.572	105.8	47.359	116.9	44.951	108.7	2:14.882 (3)	79.24	1.409	09:08:13.982	
4 -	42.748	105.8	47.124	117.5	43.863	109.4	2:13.735 (2)	79.91	0.262	09:10:27.717	
5 -	41.693	104.5	47.056	118.3	IN PIT		5:10.547 P	34.41	2:57.074	09:15:38.264	
6 -	OUTLAP	99.5	48.057	117.9	43.734	109.4	2:20.930	75.83	7.457	09:17:59.194	
7 -	42.222	105.0	47.411	117.1	43.840	110.1	2:13.473 (1)	80.07		09:20:12.667	

P14	43	Arnie SHELTON					Honda - e3 motorsport				
LAP	SECTOR 1	SECTOR 2	SECTOR 3	LAP TIME	MPH	DIFF	TIME OF DAY				
1 -	OUTLAP	85.9	54.019	93.8	IN PIT		3:47.094 P	47.06	1:33.147	09:04:07.293	
2 -	OUTLAP	93.4	49.773	106.8	46.969	104.2	2:24.502	73.96	10.555	09:06:31.795	
3 -	44.596	100.4	48.791	114.9	45.518	109.2	2:18.905 (3)	76.94	4.958	09:08:50.700	
4 -	43.046	102.2	47.654	123.3	43.955	114.7	2:14.655 (2)	79.37	0.708	09:11:05.355	
5 -	42.298	108.2	46.986	123.8	44.663	113.9	2:13.947 (1)	79.79		09:13:19.302	
6 -	41.739	106.6	46.793	122.4	IN PIT		5:29.695 P	32.41	3:15.748	09:18:48.997	
7 -	OUTLAP	103.5	47.371	123.8	43.540	115.9	2:16.583	78.25	2.636	09:21:05.580	

P15	64	Asher DURHAM					Seel Honda - Repli-Cast UK				
LAP	SECTOR 1	SECTOR 2	SECTOR 3	LAP TIME	MPH	DIFF	TIME OF DAY				
1 -	OUTLAP	105.5	49.442	123.5	46.854	119.6	2:30.994	70.78	16.941	09:02:36.310	
2 -	42.412	109.6	47.923	125.9	45.483	121.7	2:15.818	78.69	1.765	09:04:52.128	
3 -	42.019	102.6	47.756	112.5	45.683	118.7	2:15.458 (2)	78.90	1.405	09:07:07.586	
4 -	42.423	102.7	47.654	124.2	46.004	118.3	2:16.081	78.54	2.028	09:09:23.667	
5 -	42.794	102.2	47.832	122.6	44.952	119.6	2:15.578 (3)	78.83	1.525	09:11:39.245	
6 -	42.787	105.6	47.602	127.5	45.928	121.7	2:16.317	78.40	2.264	09:13:55.562	
7 -	42.067	104.5	47.631	117.9	46.462	119.6	2:16.160	78.49	2.107	09:16:11.722	
8 -	42.014	106.6	48.767	115.3	46.791	116.3	2:17.572	77.69	3.519	09:18:29.294	
9 -	42.142	104.8	47.347	122.4	44.564	120.0	2:14.053 (1)	79.73		09:20:43.347	

P16	3	Taz TAYLOR					Luyten Honda - FPW Racing				
LAP	SECTOR 1	SECTOR 2	SECTOR 3	LAP TIME	MPH	DIFF	TIME OF DAY				
1 -	OUTLAP	75.4	59.986	76.2	IN PIT		4:17.325 P	41.53	2:03.231	09:04:44.627	
2 -	OUTLAP	91.5	51.813	102.7	47.551	120.2	2:32.323	70.16	18.229	09:07:16.950	
3 -	44.950	93.0	48.578	114.7	45.498	118.9	2:19.026	76.87	4.932	09:09:35.976	
4 -	43.693	92.9	48.439	120.0	44.834	117.7	2:16.966	78.03	2.872	09:11:52.942	
5 -	42.548	102.2	1:42.973	119.6	45.967	117.7	3:11.488	55.81	57.394	09:15:04.430	
6 -	42.615	94.6	47.462	117.5	44.349	120.0	2:14.426 (2)	79.50	0.332	09:17:18.856	
7 -	41.793	108.7	47.186	123.3	45.115	117.7	2:14.094 (1)	79.70		09:19:32.950	

Snetterton 300

Circuit Length = 2.9689 miles

Start: 09:00 Flag 09:19 End: 09:22

Weather / Track : Sunny / Dry

MCRCB BULLETIN TK003

2013 MCE British Superbike Championship - Round 5

2013 Monster Energy British Motostar Championship

FREE PRACTICE 1 - SECTOR ANALYSIS

SECTOR 1 = FL to I1, SECTOR 2 = I1 to I2, SECTOR 3 = I2 to FL, DIFF = Difference To Personal Best Lap

8 - 42.764 98.2 47.634 122.0 44.403 119.4 2:14.801 (3) 79.28 0.707 09:21:47.751

P17 44		Jake BAYFORD		Honda - j4ke.com							
LAP	SECTOR 1		SECTOR 2		SECTOR 3		LAP TIME	MPH	DIFF	TIME OF DAY	
1 -	43.771	101.8	48.295	122.2	45.788	115.3	2:17.854	77.53	3.670	09:04:52.075	
2 -	42.849	101.6	47.837	122.4	45.190	115.1	2:15.876	78.66	1.692	09:07:07.951	
3 -	42.618	101.3	47.640	124.0	45.216	114.5	2:15.474 (3)	78.89	1.290	09:09:23.425	
4 -	42.475	103.0	47.530	123.1	44.949	113.7	2:14.954 (2)	79.19	0.770	09:11:38.379	
5 -	43.164	108.7	46.684	121.5	44.336	114.5	2:14.184 (1)	79.65		09:13:52.563	
6 -	41.591	107.8	47.711	119.4	IN PIT		3:49.679 P	46.53	1:35.495	09:17:42.242	
7 -	OUTLAP	101.3	52.415	115.5	44.533	116.3	2:31.339	70.62	17.155	09:20:13.581	

P18 41		Milo WARD		Luyten Honda - FPW Racing							
LAP	SECTOR 1		SECTOR 2		SECTOR 3		LAP TIME	MPH	DIFF	TIME OF DAY	
1 -	OUTLAP	89.7	51.531	110.9	48.067	114.9	2:35.738	68.62	20.981	09:02:55.705	
2 -	44.381	90.4	48.911	106.1	47.437	113.9	2:20.729 (3)	75.94	5.972	09:05:16.434	
3 -	43.512	99.8	47.590	114.1	46.377	115.1	2:17.479 (2)	77.74	2.722	09:07:33.913	
4 -	42.433	98.9	47.309	114.3	45.015	114.7	2:14.757 (1)	79.31		09:09:48.670	

P19 18		Paul DOBB		Honda - PDR							
LAP	SECTOR 1		SECTOR 2		SECTOR 3		LAP TIME	MPH	DIFF	TIME OF DAY	
1 -	OUTLAP	90.3	50.375	103.0	47.776	111.8	2:31.949	70.33	16.051	09:08:43.306	
2 -	44.279	93.2	49.224	121.5	46.722	113.3	2:20.225	76.22	4.327	09:11:03.531	
3 -	44.025	98.1	49.346	121.7	47.512	114.1	2:20.883	75.86	4.985	09:13:24.414	
4 -	43.285	99.4	49.536	119.8	46.483	115.1	2:19.304 (3)	76.72	3.406	09:15:43.718	
5 -	43.314	101.6	49.328	120.9	46.087	114.7	2:18.729 (2)	77.04	2.831	09:18:02.447	
6 -	42.564	103.5	47.868	120.9	45.466	113.9	2:15.898 (1)	78.64		09:20:18.345	

P20 24		Daniel COSTILLA		Honda - Repli-Cast UK							
LAP	SECTOR 1		SECTOR 2		SECTOR 3		LAP TIME	MPH	DIFF	TIME OF DAY	
1 -	OUTLAP	90.5	52.444	112.5	50.012	113.3	2:37.903	67.68	21.351	09:02:46.972	
2 -	47.049	86.1	50.297	116.1	47.450	113.3	2:24.796	73.81	8.244	09:05:11.768	
3 -	44.421	93.3	49.457	113.9	47.383	113.1	2:21.261	75.66	4.709	09:07:33.029	
4 -	43.643	94.5	49.012	115.9	47.178	112.7	2:19.833	76.43	3.281	09:09:52.862	
5 -	42.873	98.8	48.361	116.7	46.397	113.5	2:17.631 (3)	77.65	1.079	09:12:10.493	
6 -	43.369	99.1	48.717	118.7	45.872	113.3	2:17.958	77.47	1.406	09:14:28.451	
7 -	42.666	100.4	47.904	120.4	45.982	112.9	2:16.552 (1)	78.27		09:16:45.003	
8 -	42.940	99.8	47.463	121.1	47.079	112.5	2:17.482 (2)	77.74	0.930	09:19:02.485	
9 -	43.202	100.0	47.893	119.8	47.535	110.3	2:18.630	77.09	2.078	09:21:21.115	

P21 69		Ryan BRAIN		KTM - Cresswell Racing							
LAP	SECTOR 1		SECTOR 2		SECTOR 3		LAP TIME	MPH	DIFF	TIME OF DAY	
1 -	OUTLAP	92.3	52.465	98.8	48.245	111.4	2:35.717	68.63	19.072	09:02:42.169	
2 -	45.016	102.1	50.469	109.2	47.397	113.5	2:22.882	74.80	6.237	09:05:05.051	
3 -	44.175	102.9	50.022	104.3	47.428	109.6	2:21.625	75.46	4.980	09:07:26.676	
4 -	44.387	96.0	49.621	108.0	46.503	108.2	2:20.511	76.06	3.866	09:09:47.187	
5 -	44.752	100.4	48.883	102.6	47.623	108.9	2:21.258	75.66	4.613	09:12:08.445	
6 -	44.276	101.8	49.824	106.5	46.257	113.5	2:20.357	76.14	3.712	09:14:28.802	
7 -	43.165	104.8	48.249	112.4	45.231	112.5	2:16.645 (1)	78.21		09:16:45.447	
8 -	43.069	99.2	48.099	109.1	45.567	109.4	2:16.735 (2)	78.16	0.090	09:19:02.182	
9 -	43.307	103.4	49.804	110.1	45.743	108.9	2:18.854 (3)	76.97	2.209	09:21:21.036	

P22 79 M3		Chris TAYLOR		Honda - Elevator Bridle & Saddle Co /Coventry Ducati							
LAP	SECTOR 1		SECTOR 2		SECTOR 3		LAP TIME	MPH	DIFF	TIME OF DAY	
1 -	OUTLAP	69.9	54.937	99.5	50.028	114.3	2:45.427	64.60	28.404	09:06:01.139	
2 -	45.631	81.2	49.641	108.4	46.654	117.5	2:21.926	75.30	4.903	09:08:23.065	
3 -	43.804	92.8	48.825	95.1	47.345	118.3	2:19.974	76.35	2.951	09:10:43.039	
4 -	44.326	82.9	48.683	102.9	46.868	117.1	2:19.877 (3)	76.41	2.854	09:13:02.916	
5 -	43.493	86.9	49.200	100.7	48.714	117.9	2:21.407	75.58	4.384	09:15:24.323	

Snetterton 300

Circuit Length = 2.9689 miles

Start: 09:00 Flag 09:19 End: 09:22

Weather / Track : Sunny / Dry

MCRCB BULLETIN TK003

2013 MCE British Superbike Championship - Round 5

2013 Monster Energy British Motostar Championship

FREE PRACTICE 1 - SECTOR ANALYSIS

SECTOR 1 = FL to I1, SECTOR 2 = I1 to I2, SECTOR 3 = I2 to FL, DIFF = Difference To Personal Best Lap

6 -	44.057	92.9	48.303	104.0	46.399	117.3	2:18.759 (2)	77.02	1.736	09:17:43.082
7 -	43.005	93.3	47.987	110.5	46.031	117.5	2:17.023 (1)	78.00		09:20:00.105

P23 77		Jason VERNON		Honda - SGR Racing							
LAP	SECTOR 1	SECTOR 2	SECTOR 3	LAP TIME	MPH	DIFF	TIME OF DAY				
1 -	OUTLAP	92.0	53.358	104.3	52.111	108.9	2:45.666	64.51	26.414	09:02:49.442	
2 -	46.699	94.7	50.938	110.7	51.585	108.7	2:29.222	71.62	9.970	09:05:18.664	
3 -	46.359	100.1	50.307	108.0	49.894	107.3	2:26.560	72.92	7.308	09:07:45.224	
4 -	45.357	96.8	50.382	110.3	47.972	108.2	2:23.711	74.37	4.459	09:10:08.935	
5 -	45.066	100.4	49.831	107.3	48.495	108.5	2:23.392	74.53	4.140	09:12:32.327	
6 -	44.759	97.8	49.888	104.8	47.432	107.8	2:22.079	75.22	2.827	09:14:54.406	
7 -	44.478	96.6	49.527	108.9	47.114	109.8	2:21.119 (3)	75.73	1.867	09:17:15.525	
8 -	44.097	98.2	49.119	113.7	46.036	109.2	2:19.252 (1)	76.75		09:19:34.777	
9 -	43.789	96.1	49.482	112.7	47.248	107.8	2:20.519 (2)	76.06	1.267	09:21:55.296	

P24 35		Elliot LODGE		Honda - SP125/SpikeRacing							
LAP	SECTOR 1	SECTOR 2	SECTOR 3	LAP TIME	MPH	DIFF	TIME OF DAY				
1 -	OUTLAP	91.6	54.924	89.2	48.998	100.1	2:39.594	66.97	19.022	09:04:25.223	
2 -	45.646	97.2	51.394	103.8	46.657	105.5	2:23.697 (2)	74.37	3.125	09:06:48.920	
3 -	44.440	100.7	49.711	112.0	46.421	111.8	2:20.572 (1)	76.03		09:09:09.492	
4 -	42.517	103.8	50.217	117.7	IN PIT		3:41.506 P	48.25	1:20.934	09:12:50.998	

P25 13 M3		Sam BURMAN		Honda - WNT /Buman Racing							
LAP	SECTOR 1	SECTOR 2	SECTOR 3	LAP TIME	MPH	DIFF	TIME OF DAY				
1 -	OUTLAP	88.6	54.617	101.8	51.220	117.9	2:40.139	66.74	16.339	09:02:45.867	
2 -	47.635	95.7	52.128	106.8	IN PIT		3:39.422 P	48.71	1:15.622	09:06:25.289	
3 -	OUTLAP	90.1	52.936	109.1	49.513	110.1	2:38.721	67.33	14.921	09:09:04.010	
4 -	46.501	96.6	51.043	118.3	48.308	117.7	2:25.852 (3)	73.28	2.052	09:11:29.862	
5 -	45.805	99.2	51.083	115.9	48.562	118.9	2:25.450 (2)	73.48	1.650	09:13:55.312	
6 -	45.514	99.1	50.332	120.0	47.954	118.7	2:23.800 (1)	74.32		09:16:19.112	

P26 65		Josh OWENS		Honda - Trax Hydraulics							
LAP	SECTOR 1	SECTOR 2	SECTOR 3	LAP TIME	MPH	DIFF	TIME OF DAY				
1 -					6:34.448	27.09			4:09.591	09:10:44.008	
2 -					2:52.090	62.10			27.233	09:13:36.098	
3 -					2:27.640 (3)	72.39			2.783	09:16:03.738	
4 -					2:25.747 (2)	73.33			0.890	09:18:29.485	
5 -					2:24.857 (1)	73.78				09:20:54.342	

P27 71		David WALES		Honda - TAD Racing							
LAP	SECTOR 1	SECTOR 2	SECTOR 3	LAP TIME	MPH	DIFF	TIME OF DAY				
1 -	OUTLAP	71.0	1:03.392	84.9	58.892	76.6	3:12.088	55.64	41.311	09:03:38.151	
2 -	54.406	80.3	59.939	90.1	56.279	88.7	2:50.624	62.64	19.847	09:06:28.775	
3 -	53.284	82.5	56.122	93.5	IN PIT		4:27.456 P	39.96	1:56.679	09:10:56.231	
4 -	OUTLAP	96.1	53.935	96.0	52.920	97.2	2:46.970	64.01	16.193	09:13:43.201	
5 -	48.546	91.9	53.029	104.0	51.676	97.6	2:33.251 (2)	69.74	2.474	09:16:16.452	
6 -	48.766	86.3	54.255	99.1	51.039	99.7	2:34.060 (3)	69.37	3.283	09:18:50.512	
7 -	47.181	88.4	52.875	102.6	50.721	108.0	2:30.777 (1)	70.88		09:21:21.289	

P28 7		Jamie ASHBY		Honda - JPA Racing							
LAP	SECTOR 1	SECTOR 2	SECTOR 3	LAP TIME	MPH	DIFF	TIME OF DAY				
1 -	OUTLAP	71.8	1:05.225	76.7	1:00.234	82.4	3:12.179	55.61	41.204	09:04:27.253	
2 -	54.649	81.9	59.354	88.5	54.828	91.5	2:48.831	63.30	17.856	09:07:16.084	
3 -	51.051	90.0	56.013	101.6	53.559	89.3	2:40.623	66.54	9.648	09:09:56.707	
4 -	49.484	90.1	54.732	98.6	51.915	94.9	2:36.131	68.45	5.156	09:12:32.838	
5 -	49.272	89.9	55.150	97.2	51.620	98.9	2:36.042 (3)	68.49	5.067	09:15:08.880	
6 -	47.629	93.2	53.717	104.3	50.160	99.7	2:31.506 (2)	70.54	0.531	09:17:40.386	
7 -	47.692	93.5	52.808	105.5	50.475	101.8	2:30.975 (1)	70.79		09:20:11.361	

Weather / Track : Sunny / Dry

Snetterton 300
Circuit Length = 2.9689 miles
Start: 09:00 Flag 09:19 End: 09:22

MCRCB BULLETIN TK004**2013 MCE British Superbike Championship - Round 5****2013 Monster Energy British Motostar Championship****FREE PRACTICE 1 - BEST SPEEDS**

SECTOR 1				SECTOR 2			FINISH LINE		
POS	NO	NAME	MPH	NO	NAME	MPH	NO	NAME	MPH
1	66	Joe IRVING	116.1	66	Joe IRVING	132.8	66	Joe IRVING	123.3
2	17	Tom CARNE	113.1	95	Tarran MACKENZIE	130.3	64	Asher DURHAM	121.7
3	95	Tarran MACKENZIE	113.1	17	Tom CARNE	129.3	17	Tom CARNE	121.5
4	22	Stephanie WADDELOW	111.8	80	Callum BEY	128.5	95	Tarran MACKENZIE	121.5
5	36	Jayson URIBE	111.1	64	Asher DURHAM	127.5	3	Taz TAYLOR	120.2
6	34	Jordan WEAVING	110.5	40	Joe FRANCIS	126.8	22	Stephanie WADDELOW	119.6
7	40	Joe FRANCIS	110.0	22	Stephanie WADDELOW	126.6	13	Sam BURMAN	118.9
8	64	Asher DURHAM	109.6	36	Jayson URIBE	125.9	79	Chris TAYLOR	118.3
9	10	Peter SUTHERLAND	109.4	34	Jordan WEAVING	125.4	40	Joe FRANCIS	117.5
10	80	Callum BEY	109.4	10	Peter SUTHERLAND	124.2	80	Callum BEY	117.5
11	86	Bradley HUGHES	109.2	35	Elliot LODGE	124.2	44	Jake BAYFORD	116.3
12	3	Taz TAYLOR	108.7	42	James HOBSON	124.2	10	Peter SUTHERLAND	116.1
13	44	Jake BAYFORD	108.7	44	Jake BAYFORD	124.0	34	Jordan WEAVING	116.1
14	12	Edward RENDELL	108.5	43	Amie SHELTON	123.8	43	Amie SHELTON	115.9
15	43	Amie SHELTON	108.2	3	Taz TAYLOR	123.3	86	Bradley HUGHES	115.5
16	35	Elliot LODGE	108.0	86	Bradley HUGHES	122.6	36	Jayson URIBE	115.3
17	72	Ricky TARREN	105.8	12	Edward RENDELL	122.4	18	Paul DOBB	115.1
18	69	Ryan BRAIN	104.8	18	Paul DOBB	121.7	41	Mlo WARD	115.1
19	18	Paul DOBB	103.5	24	Daniel COSTILLA	121.1	42	James HOBSON	114.9
20	42	James HOBSON	101.6	13	Sam BURMAN	120.0	12	Edward RENDELL	113.5
21	24	Daniel COSTILLA	100.4	72	Ricky TARREN	118.3	24	Daniel COSTILLA	113.5
22	77	Jason VERNON	100.4	41	Mlo WARD	114.3	69	Ryan BRAIN	113.5
23	41	Mlo WARD	99.8	77	Jason VERNON	113.7	35	Elliot LODGE	111.8
24	13	Sam BURMAN	99.2	69	Ryan BRAIN	112.4	72	Ricky TARREN	110.1
25	71	David WALES	96.1	79	Chris TAYLOR	110.5	77	Jason VERNON	109.8
26	7	Jamie ASHBY	93.5	7	Jamie ASHBY	105.5	71	David WALES	108.0
27	79	Chris TAYLOR	93.3	71	David WALES	104.0	7	Jamie ASHBY	101.8
28									

Weather / Track : Sunny / Dry

Snetterton 300
Circuit Length = 2.9689 miles
Start: 09:00 Flag 09:19 End: 09:22Results can be found at www.tsl-timing.com

Printed - 09:28 Friday, 05 July 2013

MCRCB BULLETIN TK005

2013 MCE British Superbike Championship - Round 5

2013 Monster Energy British Motostar Championship

FREE PRACTICE 1 - BEST SECTORS

SECTOR 1			SECTOR 2			SECTOR 3			IDEAL / BEST COMPARISON						
POS	NO	NAME	TIME	NO	NAME	TIME	NO	NAME	TIME	POS	NO	NAME	IDEAL	BEST	DIFF
1	95	MACKENZIE	39.231	95	MACKENZIE	44.508	95	MACKENZIE	41.160				PERFECT LAP	2.04.899	
2	40	FRANCIS	39.371	34	WEAVING	44.589	40	FRANCIS	41.506	1	95	MACKENZIE	2.04.899	2.05.025	0.126
3	34	WEAVING	39.496	40	FRANCIS	44.738	34	WEAVING	41.838	2	40	FRANCIS	2.05.615	2.05.882	0.267
4	66	IRVING	39.860	66	IRVING	45.091	17	CARNE	42.031	3	34	WEAVING	2.05.923	2.06.212	0.289
5	17	CARNE	40.101	17	CARNE	45.567	66	IRVING	42.139	4	66	IRVING	2.07.090	2.07.584	0.494
6	80	BEY	40.355	80	BEY	45.605	10	SUTHERLAND	42.311	5	17	CARNE	2.07.699	2.07.699	0.000
7	86	HUGHES	40.464	10	SUTHERLAND	45.723	12	RENDELL	42.466	6	80	BEY	2.08.434	2.08.434	0.000
8	10	SUTHERLAND	40.597	12	RENDELL	46.143	80	BEY	42.474	7	10	SUTHERLAND	2.08.631	2.08.846	0.215
9	12	RENDELL	40.654	86	HUGHES	46.220	86	HUGHES	42.591	8	12	RENDELL	2.09.263	2.09.263	0.000
10	36	URIBE	41.412	44	BAYFORD	46.684	43	SHELTON	43.540	9	86	HUGHES	2.09.275	2.09.768	0.493
11	44	BAYFORD	41.591	22	WADDELOW	46.792	42	HOBSON	43.673	10	43	SHELTON	2.12.072	2.13.947	1.875
12	72	TARREN	41.693	43	SHELTON	46.793	72	TARREN	43.734	11	22	WADDELOW	2.12.288	2.12.288	0.000
13	22	WADDELOW	41.729	35	LODGE	46.883	22	WADDELOW	43.767	12	72	TARREN	2.12.483	2.13.473	0.990
14	43	SHELTON	41.739	72	TARREN	47.056	44	BAYFORD	44.336	13	44	BAYFORD	2.12.611	2.14.184	1.573
15	3	TAYLOR	41.793	36	URIBE	47.168	3	TAYLOR	44.349	14	42	HOBSON	2.12.747	2.12.747	0.000
16	42	HOBSON	41.832	3	TAYLOR	47.186	36	URIBE	44.406	15	36	URIBE	2.12.986	2.12.986	0.000
17	64	DURHAM	42.014	42	HOBSON	47.242	64	DURHAM	44.564	16	3	TAYLOR	2.13.328	2.14.094	0.766
18	41	WARD	42.413	41	WARD	47.309	41	WARD	45.015	17	64	DURHAM	2.13.925	2.14.053	0.128
19	35	LODGE	42.517	64	DURHAM	47.347	69	BRAIN	45.231	18	41	WARD	2.14.737	2.14.757	0.020
20	18	DOBB	42.564	24	COSTILLA	47.463	18	DOBB	45.466	19	35	LODGE	2.15.821	2.20.572	4.751
21	24	COSTILLA	42.666	18	DOBB	47.868	24	COSTILLA	45.872	20	18	DOBB	2.15.898	2.15.898	0.000
22	79	TAYLOR	43.005	79	TAYLOR	47.987	79	TAYLOR	46.031	21	24	COSTILLA	2.16.001	2.16.552	0.551
23	69	BRAIN	43.069	69	BRAIN	48.099	77	VERNON	46.036	22	69	BRAIN	2.16.399	2.16.645	0.246
24	77	VERNON	43.789	77	VERNON	49.119	35	LODGE	46.421	23	79	TAYLOR	2.17.023	2.17.023	0.000
25	13	BURMAN	45.514	13	BURMAN	50.332	13	BURMAN	47.954	24	77	VERNON	2.18.944	2.19.252	0.308
26	71	WALES	47.181	7	ASHBY	52.808	7	ASHBY	50.160	25	13	BURMAN	2.23.800	2.23.800	0.000
27	7	ASHBY	47.629	71	WALES	52.875	71	WALES	50.721	26	7	ASHBY	2.30.597	2.30.975	0.378
28										27	71	WALES	2.30.777	2.30.777	0.000
										28	65	OWENS		2.24.857	

Weather / Track : Sunny / Dry

Results can be found at www.tsl-timing.com

Snetterton 300

Circuit Length = 2.9689 miles

Start: 09:00 Flag 09:19 End: 09:22

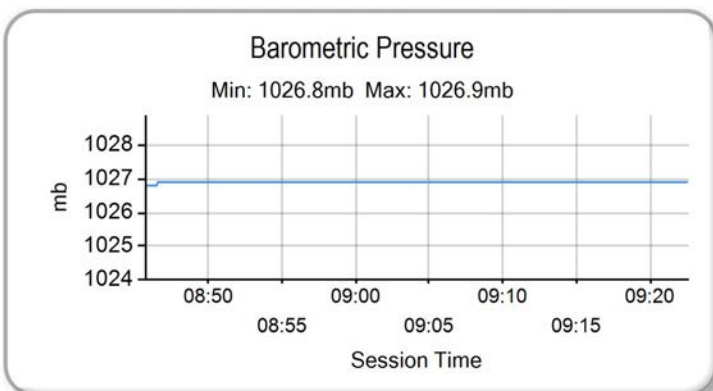
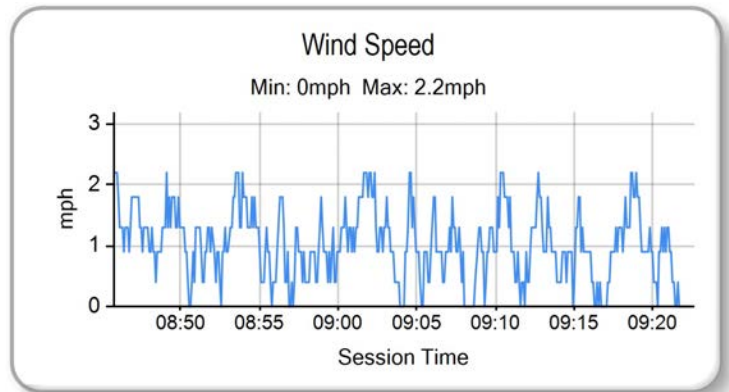
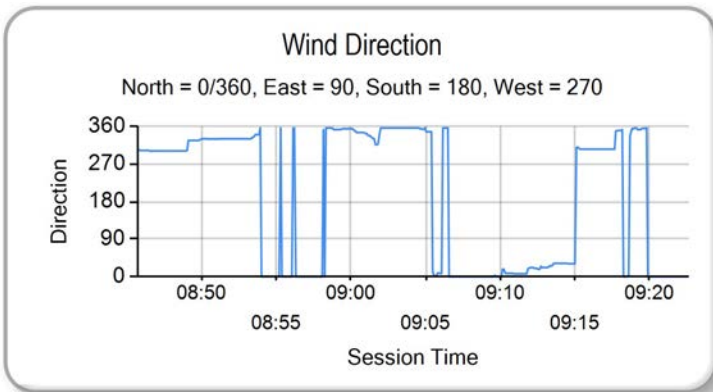
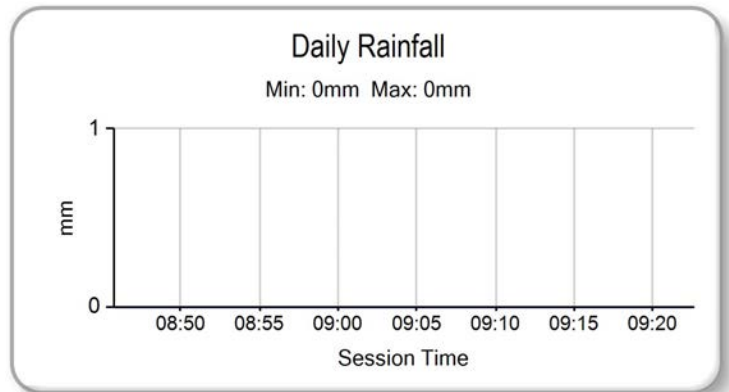
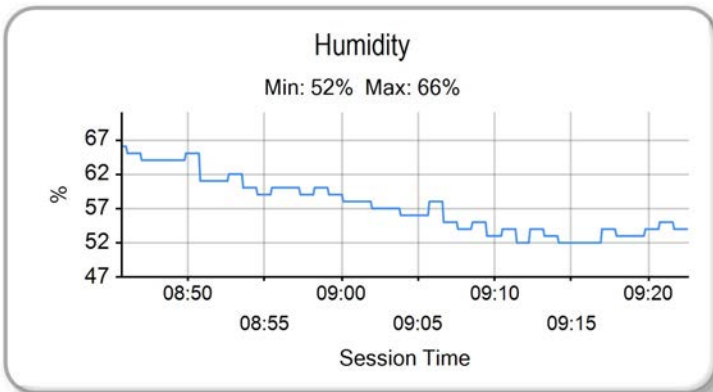
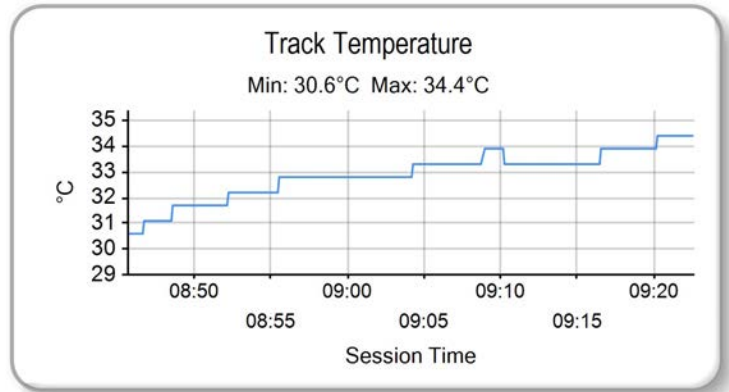
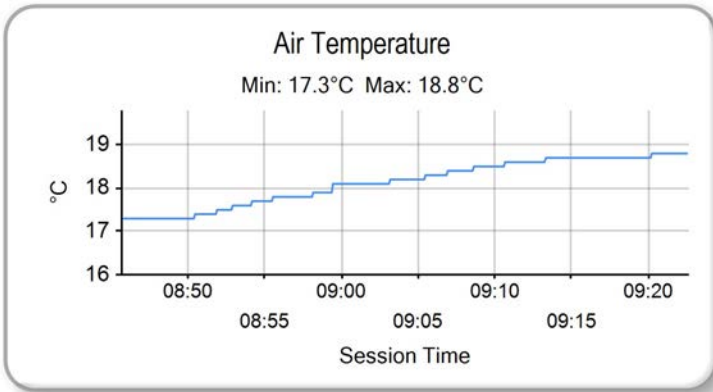
Printed - 09:28 Friday, 05 July 2013

MCRCB BULLETIN TK006

2013 MCE British Superbike Championship - Round 5

2013 Monster Energy British Motostar Championship

FREE PRACTICE 1 - WEATHER CONDITIONS



Weather / Track : Sunny / Dry

Results can be found at www.tsl-timing.com

Snetterton 300
Circuit Length = 2.9689 miles
Start: 09:00 Flag 09:19 End: 09:22

Printed - 09:29 Friday, 05 July 2013



POS	NO	CL	PIC NAME	ENTRY	TIME	ON	LAPS	GAP	DIFF	MPH
1	95	MB	1 Tarran MACKENZIE	KTM- Redline KTM	2:02.332	9	10			87.36
2	66	MB	2 Joe IRVING	KTM- RS Racing /The Toad and Tatle Pub	2:03.389	9	9	1.057	1.057	86.62
3	40	MB	3 Joe FRANCIS	Honda - Team WD40	2:03.791	8	9	1.459	0.402	86.33
4	17		1 Tom CARNE	Honda - TC Racing /SP125racing	2:03.891	8	9	1.559	0.100	86.27
5	34	MB	4 Jordan WEAVING	KTM- Jordan Racing /Burkert	2:03.944	8	8	1.612	0.053	86.23
6	80		2 Callum BEY	Honda - RCD Motorsport	2:06.276	9	10	3.944	2.332	84.64
7	12		3 Edward RENDELL	Honda - Banks Racing	2:06.480	7	7	4.148	0.204	84.50
8	10		4 Peter SUTHERLAND	Aprilia - Kinpac Racing	2:06.517	10	10	4.185	0.037	84.47
9	3		5 Taz TAYLOR	Luyten Honda - FPW Racing	2:07.085	9	10	4.753	0.568	84.10
10	43		6 Arnie SHELTON	Honda - e3 motorsport	2:07.539	7	9	5.207	0.454	83.80
11	86		7 Bradley HUGHES	KTM- Cresswell Racing	2:07.797	6	7	5.465	0.258	83.63
12	22		8 Stephanie WADDELOW	Aprilia - Mto Strada	2:10.078	9	9	7.746	2.281	82.16
13	42	MB	5 James HOBSON	Honda - Two 4 Motorsport	2:10.147	8	9	7.815	0.069	82.12
14	35		9 Elliot LODGE	Honda - SP125 /SpikeRacing	2:10.236	9	9	7.904	0.089	82.06
15	36		10 Jayson URIBE	Honda - Rock and Sons Racing	2:10.483	6	7	8.151	0.247	81.91
16	44		11 Jake BAYFORD	Honda - j4ke.com	2:10.634	8	9	8.302	0.151	81.81
17	41		12 Milo WARD	Luyten Honda - FPW Racing	2:10.845	7	9	8.513	0.211	81.68
18	64		13 Asher DURHAM	Seel Honda - Repli-Cast UK	2:10.980	7	9	8.648	0.135	81.60
19	72		14 Ricky TARREN	Honda - Cresswell Racing	2:11.578	6	6	9.246	0.598	81.23
20	24		15 Daniel COSTILLA	Honda - Repli-Cast UK	2:12.646	9	9	10.314	1.068	80.57
21	69		16 Ryan BRAIN	KTM- Cresswell Racing	2:13.270	9	9	10.938	0.624	80.19
22	65		17 Josh OWENS	Honda - Trax Hydraulics	2:14.062	9	9	11.730	0.792	79.72

QUALIFYING LAPTIME (110.0% of 2:02.332) = 2:14.565

23	79	MB	6 Chris TAYLOR	Honda - Elevator Bridle & Saddle Co /Coventry Ducati	2:14.941	7	8	12.609	0.879	79.20
24	18		18 Paul DOBB	Honda - PDR	2:14.954	4	6	12.622	0.013	79.19
25	13	MB	7 Sam BURMAN	Honda - WNT /Burman Racing	2:15.812	6	8	13.480	0.858	78.69
26	71		19 David WALES	Honda - TAD Racing	2:17.355	8	8	15.023	1.543	77.81
27	7		20 Jamie ASHBY	Honda - JPA Racing	2:21.927	7	8	19.595	4.572	75.30
28	77		21 Jason VERNON	Honda - SGR Racing						

Weather / Track : Sunny / Dry

These results are provisional until the conclusion of any judicial and technical matters.

Snetterton 300

Circuit Length = 2.9689 miles

Start: 13:25 Flag 13:45 End: 13:47

Race Director :	Stewards :	Timekeeper :
-----------------	------------	--------------

Results can be found at www.britishsuperbike.com

Printed - 13:47 Friday, 05 July 2013

MCRCB BULLETIN TK033

2013 MCE British Superbike Championship - Round 5

2013 Monster Energy British Motostar Championship

FREE PRACTICE 2 - SECTOR ANALYSIS

SECTOR 1 = FL to I1, SECTOR 2 = I1 to I2, SECTOR 3 = I2 to FL, DIFF = Difference To Personal Best Lap

P1	95 M3	Tarran MACKENZIE					KTM- Redline KTM			
LAP		SECTOR 1	SECTOR 2		SECTOR 3		LAP TIME	MPH	DIFF	TIME OF DAY
1 -	OUTLAP	103.2	47.514	122.4	42.951	118.7	2:19.257	76.75	16.925	13:27:59.545
2 -	39.527	112.7	44.943	125.6	42.641	119.1	2:07.111	84.08	4.779	13:30:06.656
3 -	38.908	112.5	45.053	126.6	41.109	122.0	2:05.070	85.45	2.738	13:32:11.726
4 -	39.631	112.7	44.894	127.0	40.906	120.2	2:05.431	85.21	3.099	13:34:17.157
5 -	39.012	114.1	44.392	126.6	41.005	120.2	2:04.409	85.91	2.077	13:36:21.566
6 -	39.302	113.1	43.818	125.9	40.956	121.1	2:04.076	86.14	1.744	13:38:25.642
7 -	38.478	113.9	43.724	127.0	40.661	121.7	2:02.863 (2)	86.99	0.531	13:40:28.505
8 -	38.595	114.3	44.499	116.3	42.273	118.9	2:05.367	85.25	3.035	13:42:33.872
9 -	38.406	114.5	43.555	127.0	40.371	121.7	2:02.332 (1)	87.36		13:44:36.204
10 -	38.780	112.5	43.668	126.8	40.549	119.6	2:02.997 (3)	86.89	0.665	13:46:39.201

P2	66 M3	Joe IRVING					KTM- RS Racing /The Toad and Tatle Pub			
LAP		SECTOR 1	SECTOR 2		SECTOR 3		LAP TIME	MPH	DIFF	TIME OF DAY
1 -	OUTLAP	115.1	45.677	131.5	42.139	121.3	2:13.643	79.97	10.254	13:27:17.267
2 -	40.201	116.9	44.848	130.8	42.282	122.0	2:07.331	83.93	3.942	13:29:24.598
3 -	39.194	117.1	44.380	132.1	41.489	122.2	2:05.063	85.46	1.674	13:31:29.661
4 -	39.076	115.1	44.456	131.5	IN PIT		3:27.519 P	51.50	1:24.130	13:34:57.180
5 -	OUTLAP	116.3	45.219	128.8	41.911	123.1	2:11.992	80.97	8.603	13:37:09.172
6 -	39.229	113.9	44.509	131.3	42.719	123.1	2:06.457	84.51	3.068	13:39:15.629
7 -	38.623	118.1	43.885	132.1	41.454	124.5	2:03.962 (3)	86.22	0.573	13:41:19.591
8 -	38.831	117.5	44.019	131.3	41.078	123.1	2:03.928 (2)	86.24	0.539	13:43:23.519
9 -	38.659	115.9	43.657	132.8	41.073	123.8	2:03.389 (1)	86.62		13:45:26.908

P3	40 M3	Joe FRANCIS					Honda - Team WD40			
LAP		SECTOR 1	SECTOR 2		SECTOR 3		LAP TIME	MPH	DIFF	TIME OF DAY
1 -	OUTLAP	98.8	48.030	118.9	42.543	117.5	2:19.641	76.53	15.850	13:27:36.508
2 -	40.059	108.2	46.478	121.1	42.505	117.9	2:09.042	82.82	5.251	13:29:45.550
3 -	40.111	110.9	44.565	127.0	41.760	119.1	2:06.436	84.53	2.645	13:31:51.986
4 -	39.877	108.7	45.103	123.1	41.428	115.9	2:06.408 (3)	84.55	2.617	13:33:58.394
5 -	39.543	110.7	44.502	123.8	41.220	116.7	2:05.265 (2)	85.32	1.474	13:36:03.659
6 -	39.245	110.5	44.743	118.1	IN PIT		2:46.021 P	64.37	42.230	13:38:49.680
7 -	OUTLAP	107.5	45.038	122.0	41.792	118.5	2:10.912	81.64	7.121	13:41:00.592
8 -	39.130	111.2	44.042	125.6	40.619	119.6	2:03.791 (1)	86.33		13:43:04.383
9 -	40.468	96.2	57.758	88.6	45.532	116.5	2:23.758	74.34	19.967	13:45:28.141

P4	17	Tom CARNE					Honda - TC Racing /SP125racing			
LAP		SECTOR 1	SECTOR 2		SECTOR 3		LAP TIME	MPH	DIFF	TIME OF DAY
1 -	OUTLAP	103.7	49.592	125.9	44.865	118.9	2:27.627	72.39	23.736	13:29:04.767
2 -	41.595	110.3	46.516	128.0	42.162	119.1	2:10.273	82.04	6.382	13:31:15.040
3 -	40.162	111.4	45.543	128.0	41.378	119.8	2:07.083	84.10	3.192	13:33:22.123
4 -	39.766	111.8	45.129	128.3	41.136	119.8	2:06.031	84.80	2.140	13:35:28.154
5 -	39.486	112.2	44.740	127.5	40.945	120.4	2:05.171	85.38	1.280	13:37:33.325
6 -	38.919	111.6	45.123	127.8	40.847	119.4	2:04.889	85.58	0.998	13:39:38.214
7 -	39.153	112.0	44.506	127.5	40.872	119.4	2:04.531 (2)	85.82	0.640	13:41:42.745
8 -	38.826	113.3	44.311	128.0	40.754	119.8	2:03.891 (1)	86.27		13:43:46.636
9 -	38.911	111.6	44.792	128.5	40.897	119.4	2:04.600 (3)	85.77	0.709	13:45:51.236

P5	34 M3	Jordan WEAVING					KTM- Jordan Racing /Burkert			
LAP		SECTOR 1	SECTOR 2		SECTOR 3		LAP TIME	MPH	DIFF	TIME OF DAY
1 -	OUTLAP	108.4	45.923	124.5	42.497	117.7	2:13.694	79.94	9.750	13:27:45.144
2 -	38.931	113.7	44.594	129.3	42.207	120.4	2:05.732	85.00	1.788	13:29:50.876
3 -	38.730	113.5	44.328	126.3	41.593	116.9	2:04.651 (2)	85.74	0.707	13:31:55.527
4 -	38.919	113.5	44.338	126.6	41.854	117.7	2:05.111 (3)	85.42	1.167	13:34:00.638
5 -	39.086	112.9	49.821	92.3	IN PIT		4:39.467 P	38.24	2:35.523	13:38:40.105
6 -	OUTLAP	108.7	46.299	118.3	IN PIT		3:41.678 P	48.21	1:37.734	13:42:21.783
7 -	OUTLAP	111.8	44.953	121.1	41.547	115.1	2:07.778	83.64	3.834	13:44:29.561
8 -	38.797	111.8	43.937	124.2	41.210	117.3	2:03.944 (1)	86.23		13:46:33.505

Weather / Track : Sunny / Dry

Snetterton 300
Circuit Length = 2.9689 miles
Start: 13:25 Flag 13:45 End: 13:47

MCRCB BULLETIN TK033

2013 MCE British Superbike Championship - Round 5

2013 Monster Energy British Motostar Championship

FREE PRACTICE 2 - SECTOR ANALYSIS

SECTOR 1 = FL to I1, SECTOR 2 = I1 to I2, SECTOR 3 = I2 to FL, DIFF = Difference To Personal Best Lap

P6		80		Callum BEY		Honda - RCD Motorsport				
LAP		SECTOR 1	SECTOR 2		SECTOR 3		LAP TIME	MPH	DIFF	TIME OF DAY
1 -	OUTLAP	103.7	47.162	127.8	43.885	114.1	2:17.657	77.64	11.381	13:27:29.917
2 -	41.858	105.3	46.784	128.5	43.186	118.5	2:11.828	81.07	5.552	13:29:41.745
3 -	40.648	109.1	46.351	126.3	42.626	116.3	2:09.625	82.45	3.349	13:31:51.370
4 -	40.349	109.1	45.695	127.5	42.403	116.3	2:08.447	83.21	2.171	13:33:59.817
5 -	40.015	109.6	45.385	126.3	42.255	117.1	2:07.655 (3)	83.72	1.379	13:36:07.472
6 -	40.302	109.4	45.303	126.1	42.114	117.3	2:07.719	83.68	1.443	13:38:15.191
7 -	40.181	107.3	45.584	124.9	42.147	116.9	2:07.912	83.55	1.636	13:40:23.103
8 -	39.793	111.1	45.098	125.2	41.729	115.9	2:06.620 (2)	84.41	0.344	13:42:29.723
9 -	39.653	111.1	45.109	126.3	41.514	116.3	2:06.276 (1)	84.64		13:44:35.999
10 -	40.452	110.3	48.159	107.0	43.080	115.9	2:11.691	81.16	5.415	13:46:47.690

P7		12		Edward RENDELL		Honda - Banks Racing				
LAP		SECTOR 1	SECTOR 2		SECTOR 3		LAP TIME	MPH	DIFF	TIME OF DAY
1 -	OUTLAP	89.4	49.871	122.4	42.734	116.3	2:27.249	72.58	20.769	13:27:45.698
2 -	40.074	109.4	45.775	123.8	42.049	115.1	2:07.898 (2)	83.56	1.418	13:29:53.596
3 -	39.932	109.8	45.560	121.5	IN PIT		4:30.861 P	39.45	2:24.381	13:34:24.457
4 -	OUTLAP	108.5	46.759	107.7	42.266	113.7	2:17.522	77.71	11.042	13:36:41.979
5 -	40.754	108.9	45.719	120.2	IN PIT		4:24.156 P	40.46	2:17.676	13:41:06.135
6 -	OUTLAP	110.9	45.154	122.2	42.711	112.7	2:12.764	80.50	6.284	13:43:18.899
7 -	39.933	110.7	44.879	121.5	41.668	114.1	2:06.480 (1)	84.50		13:45:25.379

P8		10		Peter SUTHERLAND		Aprilia - Kinpac Racing				
LAP		SECTOR 1	SECTOR 2		SECTOR 3		LAP TIME	MPH	DIFF	TIME OF DAY
1 -	OUTLAP	106.3	47.850	125.4	44.474	115.7	2:24.474	73.97	17.957	13:27:29.887
2 -	41.829	107.3	46.413	122.9	43.425	115.5	2:11.667	81.17	5.150	13:29:41.554
3 -	40.993	110.9	46.995	125.4	43.007	116.9	2:10.995	81.59	4.478	13:31:52.549
4 -	40.422	105.8	46.109	124.5	42.395	117.1	2:08.926	82.90	2.409	13:34:01.475
5 -	40.565	111.1	45.352	126.1	42.920	118.1	2:08.837	82.95	2.320	13:36:10.312
6 -	40.379	110.3	45.843	123.1	42.771	117.5	2:08.993	82.85	2.476	13:38:19.305
7 -	40.422	102.9	46.152	123.3	42.263	117.3	2:08.837	82.95	2.320	13:40:28.142
8 -	39.750	111.4	45.337	123.5	41.925	116.5	2:07.012 (2)	84.15	0.495	13:42:35.154
9 -	40.391	111.2	45.381	124.7	41.630	116.7	2:07.402 (3)	83.89	0.885	13:44:42.556
10 -	40.030	111.8	45.122	125.2	41.365	117.7	2:06.517 (1)	84.47		13:46:49.073

P9		3		Taz TAYLOR		Luyten Honda - FPW Racing				
LAP		SECTOR 1	SECTOR 2		SECTOR 3		LAP TIME	MPH	DIFF	TIME OF DAY
1 -	OUTLAP	107.5	47.895	125.9	44.114	118.7	2:24.453	73.99	17.368	13:27:29.299
2 -	42.397	104.8	46.453	128.8	44.115	121.1	2:12.965	80.38	5.880	13:29:42.264
3 -	40.812	108.9	45.931	127.0	42.705	120.6	2:09.448	82.56	2.363	13:31:51.712
4 -	40.857	106.6	45.754	129.8	43.043	120.2	2:09.654	82.43	2.569	13:34:01.366
5 -	40.280	113.9	45.477	126.3	42.780	121.5	2:08.537	83.15	1.452	13:36:09.903
6 -	40.338	111.4	46.062	127.8	42.479	121.5	2:08.879	82.93	1.794	13:38:18.782
7 -	40.811	104.8	46.120	128.0	42.559	119.6	2:09.490	82.53	2.405	13:40:28.272
8 -	40.124	110.0	45.103	109.8	42.793	120.9	2:08.020 (3)	83.48	0.935	13:42:36.292
9 -	40.028	112.2	44.847	130.0	42.210	121.1	2:07.085 (1)	84.10		13:44:43.377
10 -	40.188	110.0	44.613	130.8	42.501	121.5	2:07.302 (2)	83.95	0.217	13:46:50.679

P10		43		Arnie SHELTON		Honda - e3 motorsport				
LAP		SECTOR 1	SECTOR 2		SECTOR 3		LAP TIME	MPH	DIFF	TIME OF DAY
1 -	OUTLAP	87.1	51.196	109.4	47.379	102.2	2:33.104	69.80	25.565	13:27:50.920
2 -	44.448	97.1	49.069	105.3	44.517	119.1	2:18.034	77.43	10.495	13:30:08.954
3 -	40.776	108.5	46.422	124.9	43.433	116.1	2:10.631	81.81	3.092	13:32:19.585
4 -	40.411	112.2	45.722	126.1	43.009	119.8	2:09.142	82.76	1.603	13:34:28.727
5 -	40.409	111.6	45.418	126.6	42.161	118.1	2:07.988 (2)	83.50	0.449	13:36:36.715
6 -	39.838	105.0	46.003	125.6	42.298	116.5	2:08.139 (3)	83.41	0.600	13:38:44.854
7 -	39.695	111.8	45.210	127.5	42.634	118.9	2:07.539 (1)	83.80		13:40:52.393
8 -	40.361	107.0	46.231	125.9	42.252	117.7	2:08.844	82.95	1.305	13:43:01.237
9 -	41.241	107.2	45.374	127.3	42.182	115.7	2:08.797	82.98	1.258	13:45:10.034

Snetterton 300
 Circuit Length = 2.9689 miles
 Start: 13:25 Flag 13:45 End: 13:47

Weather / Track : Sunny / Dry

MCRCB BULLETIN TK033

2013 MCE British Superbike Championship - Round 5

2013 Monster Energy British Motostar Championship

FREE PRACTICE 2 - SECTOR ANALYSIS

SECTOR 1 = FL to I1, SECTOR 2 = I1 to I2, SECTOR 3 = I2 to FL, DIFF = Difference To Personal Best Lap

P11 86		Bradley HUGHES					KTM - Creswell Racing			
LAP	SECTOR 1		SECTOR 2		SECTOR 3		LAP TIME	MPH	DIFF	TIME OF DAY
1 -	41.297	105.8	45.919	122.2	42.356	113.1	2:09.572	82.48	1.775	13:29:29.286
2 -	40.891	106.1	46.246	118.5	42.515	111.6	2:09.652	82.43	1.855	13:31:38.938
3 -	41.667	89.8	51.258	106.8	IN PIT		4:56.239	P 36.07	2:48.442	13:36:35.177
4 -	OUTLAP	105.3	46.075	119.6	42.657	112.2	2:16.644	78.21	8.847	13:38:51.821
5 -	40.746	108.5	45.515	122.0	42.238	116.1	2:08.499	(3) 83.17	0.702	13:41:00.320
6 -	40.382	109.8	45.184	122.6	42.231	114.9	2:07.797	(1) 83.63		13:43:08.117
7 -	40.198	106.5	45.602	122.0	42.061	114.9	2:07.861	(2) 83.59	0.064	13:45:15.978

P12 22		Stephanie WADDELOW					Aprilia - Moto Strada			
LAP	SECTOR 1		SECTOR 2		SECTOR 3		LAP TIME	MPH	DIFF	TIME OF DAY
1 -	OUTLAP	105.6	48.479	121.5	45.238	117.5	2:27.972	72.23	17.894	13:27:34.523
2 -	41.924	104.8	47.964	123.5	44.687	117.7	2:14.575	79.42	4.497	13:29:49.098
3 -	41.664	102.6	48.355	122.0	44.092	116.7	2:14.111	79.69	4.033	13:32:03.209
4 -	42.092	111.1	46.503	124.5	43.585	118.1	2:12.180	80.86	2.102	13:34:15.389
5 -	41.103	110.5	46.509	124.7	44.583	116.9	2:12.195	80.85	2.117	13:36:27.584
6 -	41.238	109.8	46.564	123.3	43.546	117.3	2:11.348	81.37	1.270	13:38:38.932
7 -	41.169	111.6	46.138	124.5	43.768	116.9	2:11.075	(3) 81.54	0.997	13:40:50.007
8 -	41.011	112.2	46.046	124.7	43.372	117.3	2:10.429	(2) 81.94	0.351	13:43:00.436
9 -	41.231	109.4	46.179	125.6	42.668	117.3	2:10.078	(1) 82.16		13:45:10.514

P13 42 M3		James HOBSON					Honda - Two 4 Motorsport			
LAP	SECTOR 1		SECTOR 2		SECTOR 3		LAP TIME	MPH	DIFF	TIME OF DAY
1 -	OUTLAP	99.7	48.585	126.1	45.136	115.5	2:30.942	70.80	20.795	13:27:39.392
2 -	41.910	103.2	47.318	127.5	44.277	116.5	2:13.505	80.05	3.358	13:29:52.897
3 -	42.277	93.4	47.910	118.3	45.371	117.7	2:15.558	78.84	5.411	13:32:08.455
4 -	42.221	102.2	46.991	125.9	43.561	116.1	2:12.773	80.49	2.626	13:34:21.228
5 -	41.536	103.2	48.156	118.5	43.260	113.7	2:12.952	80.39	2.805	13:36:34.180
6 -	41.475	106.8	47.055	123.5	43.052	115.7	2:11.582	(3) 81.22	1.435	13:38:45.762
7 -	41.227	105.5	49.124	117.9	44.136	113.9	2:14.487	79.47	4.340	13:41:00.249
8 -	41.205	107.3	46.223	124.7	42.719	115.5	2:10.147	(1) 82.12		13:43:10.396
9 -	41.036	105.6	46.245	124.5	43.403	115.3	2:10.684	(2) 81.78	0.537	13:45:21.080

P14 35		Elliot LODGE					Honda - SP125/SpikeRacing			
LAP	SECTOR 1		SECTOR 2		SECTOR 3		LAP TIME	MPH	DIFF	TIME OF DAY
1 -	OUTLAP	99.8	48.576	115.7	46.221	112.2	2:25.770	73.32	15.534	13:27:41.227
2 -	42.287	107.5	46.429	121.1	43.509	113.1	2:12.225	(3) 80.83	1.989	13:29:53.452
3 -	41.727	100.7	48.078	118.5	45.043	111.6	2:14.848	79.26	4.612	13:32:08.300
4 -	42.480	106.8	46.602	118.7	43.888	112.5	2:12.970	80.37	2.734	13:34:21.270
5 -	41.728	105.3	47.787	117.7	43.286	112.4	2:12.801	80.48	2.565	13:36:34.071
6 -	41.070	107.3	48.445	115.9	IN PIT		3:52.187	P 46.03	1:41.951	13:40:26.258
7 -	OUTLAP	105.8	47.648	117.1	43.783	111.4	2:18.487	77.17	8.251	13:42:44.745
8 -	41.140	107.7	46.666	117.7	43.349	111.8	2:11.155	(2) 81.49	0.919	13:44:55.900
9 -	40.832	107.8	46.458	118.5	42.946	111.2	2:10.236	(1) 82.06		13:47:06.136

P15 36		Jayson URIBE					Honda - Rock and Sons Racing			
LAP	SECTOR 1		SECTOR 2		SECTOR 3		LAP TIME	MPH	DIFF	TIME OF DAY
1 -	OUTLAP	100.7	49.925	119.1	46.577	114.7	2:27.971	72.23	17.488	13:27:43.964
2 -	41.810	106.6	47.223	124.5	44.630	115.1	2:13.663	79.96	3.180	13:29:57.627
3 -	41.516	109.8	48.320	113.7	44.549	115.9	2:14.385	79.53	3.902	13:32:12.012
4 -	41.365	111.2	47.323	122.9	44.217	114.9	2:12.905	80.41	2.422	13:34:24.917
5 -	41.276	111.1	46.441	122.6	43.389	115.7	2:11.106	(2) 81.52	0.623	13:36:36.023
6 -	41.106	110.1	46.232	124.9	43.145	115.7	2:10.483	(1) 81.91		13:38:46.506
7 -	40.849	110.7	46.675	122.0	43.915	113.9	2:11.439	(3) 81.31	0.956	13:40:57.945

Weather / Track : Sunny / Dry

Snetterton 300
Circuit Length = 2.9689 miles
Start: 13:25 Flag 13:45 End: 13:47

MCRCB BULLETIN TK033

2013 MCE British Superbike Championship - Round 5

2013 Monster Energy British Motostar Championship

FREE PRACTICE 2 - SECTOR ANALYSIS

SECTOR 1 = FL to I1, SECTOR 2 = I1 to I2, SECTOR 3 = I2 to FL, DIFF = Difference To Personal Best Lap

P16 44		Jake BAYFORD					Honda - j4ke.com			
LAP		SECTOR 1	SECTOR 2		SECTOR 3		LAP TIME	MPH	DIFF	TIME OF DAY
1 -	OUTLAP	106.1	49.620	122.4	44.453	114.9	2:25.776	73.31	15.142	13:27:31.227
2 -	41.926	106.5	46.978	121.7	44.896	114.3	2:13.800	79.88	3.166	13:29:45.027
3 -	41.706	108.2	47.211	119.1	43.551	114.3	2:12.468	80.68	1.834	13:31:57.495
4 -	41.979	105.6	47.075	117.7	46.312	106.6	2:15.366	78.95	4.732	13:34:12.861
5 -	42.161	107.0	47.435	106.8	46.135	115.3	2:15.731	78.74	5.097	13:36:28.592
6 -	41.665	102.4	47.182	121.5	43.903	115.7	2:12.750	80.51	2.116	13:38:41.342
7 -	40.869	107.3	46.587	122.0	43.900	116.7	2:11.356 (3)	81.36	0.722	13:40:52.698
8 -	40.871	108.0	46.688	121.1	43.075	113.7	2:10.634 (1)	81.81		13:43:03.332
9 -	40.888	105.1	46.870	123.3	43.399	114.7	2:11.157 (2)	81.49	0.523	13:45:14.489

P17 41		Milo WARD					Luyten Honda - FPW Racing			
LAP		SECTOR 1	SECTOR 2		SECTOR 3		LAP TIME	MPH	DIFF	TIME OF DAY
1 -	OUTLAP	86.7	48.904	108.7	47.069	112.9	2:34.120	69.34	23.275	13:27:37.838
2 -	42.604	98.1	47.726	115.3	44.528	114.3	2:14.858	79.25	4.013	13:29:52.696
3 -	41.691	96.8	48.409	118.9	IN PIT		3:02.110 P	58.69	51.265	13:32:54.806
4 -	OUTLAP	102.9	47.317	121.1	44.762	112.7	2:21.068	75.76	10.223	13:35:15.874
5 -	42.090	102.1	47.323	110.9	44.316	111.2	2:13.729	79.92	2.884	13:37:29.603
6 -	41.880	99.5	46.383	118.9	43.652	112.9	2:11.915 (2)	81.02	1.070	13:39:41.518
7 -	40.872	102.2	46.251	119.8	43.722	112.4	2:10.845 (1)	81.68		13:41:52.363
8 -	42.255	98.3	46.359	118.7	44.185	111.6	2:12.799 (3)	80.48	1.954	13:44:05.162
9 -	42.313	97.6	47.192	118.7	43.997	111.8	2:13.502	80.05	2.657	13:46:18.664

P18 64		Asher DURHAM					Seel Honda - Repli-CastUK			
LAP		SECTOR 1	SECTOR 2		SECTOR 3		LAP TIME	MPH	DIFF	TIME OF DAY
1 -	OUTLAP	102.7	48.057	118.3	45.762	119.4	2:27.894	72.26	16.914	13:27:33.765
2 -	41.662	106.6	47.337	119.1	44.090	120.6	2:13.089	80.30	2.109	13:29:46.854
3 -	42.422	103.8	46.958	127.5	44.299	119.8	2:13.679	79.95	2.699	13:32:00.533
4 -	41.341	99.2	46.913	124.0	44.264	120.0	2:12.518 (3)	80.65	1.538	13:34:13.051
5 -	41.994	103.0	47.386	114.7	45.457	120.0	2:14.837	79.26	3.857	13:36:27.888
6 -	42.002	102.1	46.784	123.8	44.200	120.9	2:12.986	80.36	2.006	13:38:40.874
7 -	40.925	105.5	46.450	123.8	43.605	120.9	2:10.980 (1)	81.60		13:40:51.854
8 -	40.861	107.8	47.612	123.3	43.883	120.4	2:12.356 (2)	80.75	1.376	13:43:04.210
9 -	41.991	102.6	48.374	118.1	45.209	118.7	2:15.574	78.83	4.594	13:45:19.784

P19 72		Ricky TARREN					Honda - Cresswell Racing			
LAP		SECTOR 1	SECTOR 2		SECTOR 3		LAP TIME	MPH	DIFF	TIME OF DAY
1 -	42.086	104.2	47.218	117.1	44.041	108.5	2:13.345 (3)	80.15	1.767	13:29:35.562
2 -	41.454	106.1	46.860	116.7	43.677	109.2	2:11.991 (2)	80.97	0.413	13:31:47.553
3 -	42.694	98.3	47.919	94.3	IN PIT		5:53.818 P	30.20	3:42.240	13:37:41.371
4 -	OUTLAP	103.2	47.827	114.9	IN PIT		3:02.844 P	58.45	51.266	13:40:44.215
5 -	OUTLAP	106.5	46.414	116.9	44.364	107.7	2:14.853	79.25	3.275	13:42:59.068
6 -	41.513	106.8	46.342	116.7	43.723	110.1	2:11.578 (1)	81.23		13:45:10.646

P20 24		Daniel COSTILLA					Honda - Repli-CastUK			
LAP		SECTOR 1	SECTOR 2		SECTOR 3		LAP TIME	MPH	DIFF	TIME OF DAY
1 -	OUTLAP	74.8	58.302	92.8	55.587	90.0	2:57.456	60.22	44.810	13:28:04.662
2 -	49.580	88.6	52.882	97.9	49.907	103.4	2:32.369	70.14	19.723	13:30:37.031
3 -	45.062	96.5	50.554	100.9	47.392	113.7	2:23.008	74.73	10.362	13:33:00.039
4 -	42.965	103.7	48.114	120.0	45.223	115.9	2:16.302	78.41	3.656	13:35:16.341
5 -	42.486	101.2	47.334	121.7	44.465	116.5	2:14.285	79.59	1.639	13:37:30.626
6 -	41.524	97.1	47.578	121.1	45.514	114.7	2:14.616	79.39	1.970	13:39:45.242
7 -	41.685	106.1	47.438	120.9	44.337	113.9	2:13.460 (3)	80.08	0.814	13:41:58.702
8 -	41.966	101.8	46.891	121.7	44.184	114.1	2:13.041 (2)	80.33	0.395	13:44:11.743
9 -	41.437	104.8	47.032	122.2	44.177	113.7	2:12.646 (1)	80.57		13:46:24.389

Weather / Track : Sunny / Dry

Snetterton 300

Circuit Length = 2.9689 miles

Start: 13:25 Flag 13:45 End: 13:47

MCRCB BULLETIN TK033

2013 MCE British Superbike Championship - Round 5

2013 Monster Energy British Motostar Championship

FREE PRACTICE 2 - SECTOR ANALYSIS

SECTOR 1 = FL to I1, SECTOR 2 = I1 to I2, SECTOR 3 = I2 to FL, DIFF = Difference To Personal Best Lap

P21 69		Ryan BRAIN		KTM- Cresswell Racing						
LAP		SECTOR 1	SECTOR 2		SECTOR 3		LAP TIME	MPH	DIFF	TIME OF DAY
1 -	OUTLAP	102.2	48.859	106.6	46.272	114.3	2:32.203	70.22	18.933	13:27:40.486
2 -	43.807	103.5	48.768	112.4	44.965	112.9	2:17.540	77.70	4.270	13:29:58.026
3 -	41.909	104.3	47.433	114.9	44.116	111.4	2:13.458 (2)	80.08	0.188	13:32:11.484
4 -	41.919	98.1	48.212	113.9	44.770	112.2	2:14.901	79.22	1.631	13:34:26.385
5 -	41.707	106.6	46.931	117.1	45.048	110.3	2:13.686 (3)	79.94	0.416	13:36:40.071
6 -	43.637	100.9	47.439	113.1	44.112	112.4	2:15.188	79.06	1.918	13:38:55.259
7 -	41.872	105.3	47.477	112.9	IN PIT		3:21.313 P	53.09	1:08.043	13:42:16.572
8 -	OUTLAP	100.6	47.725	112.2	44.752	110.5	2:18.426	77.21	5.156	13:44:34.998
9 -	42.319	103.5	46.850	112.7	44.101	113.5	2:13.270 (1)	80.19		13:46:48.268

P22 65		Josh OWENS		Honda - Trax Hydraulics						
LAP		SECTOR 1	SECTOR 2		SECTOR 3		LAP TIME	MPH	DIFF	TIME OF DAY
1 -	OUTLAP	88.1	50.440	115.7	46.300	108.5	2:28.996	71.73	14.934	13:27:49.522
2 -	44.826	101.2	49.358	117.5	45.291	109.2	2:19.475	76.63	5.413	13:30:08.997
3 -	43.325	104.6	50.088	114.3	45.571	109.8	2:18.984	76.90	4.922	13:32:27.981
4 -	43.548	106.0	47.843	116.3	45.112	111.2	2:16.503	78.29	2.441	13:34:44.484
5 -	43.183	106.0	48.084	114.7	44.873	109.2	2:16.140	78.50	2.078	13:37:00.624
6 -	43.329	105.8	47.696	116.5	44.840	109.4	2:15.865	78.66	1.803	13:39:16.489
7 -	42.742	105.3	47.426	115.7	44.230	108.5	2:14.398 (3)	79.52	0.336	13:41:30.887
8 -	42.342	106.8	47.110	117.9	44.637	108.7	2:14.089 (2)	79.70	0.027	13:43:44.976
9 -	42.029	104.6	47.474	118.5	44.559	109.1	2:14.062 (1)	79.72		13:45:59.038

P23 79 M3		Chris TAYLOR		Honda - Elevator Bridle & Saddle Co /Coventry Ducati						
LAP		SECTOR 1	SECTOR 2		SECTOR 3		LAP TIME	MPH	DIFF	TIME OF DAY
1 -	OUTLAP	77.2	53.464	99.1	49.081	117.3	2:40.397	66.63	25.456	13:29:44.551
2 -	45.239	82.8	50.003	98.9	47.622	116.9	2:22.864	74.81	7.923	13:32:07.415
3 -	44.818	87.6	48.773	105.3	IN PIT		2:55.997 P	60.72	41.056	13:35:03.412
4 -	OUTLAP	86.9	48.594	115.1	45.960	118.1	2:24.380	74.02	9.439	13:37:27.792
5 -	43.764	93.5	47.919	110.1	45.828	119.1	2:17.511	77.72	2.570	13:39:45.303
6 -	42.766	96.9	47.549	117.3	45.314	118.5	2:15.629 (3)	78.80	0.688	13:42:00.932
7 -	42.228	93.2	47.281	115.7	45.432	117.3	2:14.941 (1)	79.20		13:44:15.873
8 -	42.994	95.5	47.096	120.4	45.247	117.3	2:15.337 (2)	78.97	0.396	13:46:31.210

P24 18		Paul DOBB		Honda - PDR						
LAP		SECTOR 1	SECTOR 2		SECTOR 3		LAP TIME	MPH	DIFF	TIME OF DAY
1 -	OUTLAP	85.1	49.972	105.0	IN PIT		3:18.177 P	53.93	1:03.223	13:30:32.091
2 -	OUTLAP	98.6	47.904	118.3	IN PIT		5:42.276 P	31.22	3:27.322	13:36:14.367
3 -	OUTLAP	105.5	47.509	122.2	45.458	115.3	2:20.623	76.00	5.669	13:38:34.990
4 -	42.054	106.0	47.385	119.6	45.515	114.5	2:14.954 (1)	79.19		13:40:49.944
5 -	42.449	103.8	47.979	107.8	45.506	113.5	2:15.934 (3)	78.62	0.980	13:43:05.878
6 -	42.503	93.8	47.933	118.7	44.998	116.9	2:15.434 (2)	78.91	0.480	13:45:21.312

P25 13 M3		Sam BURMAN		Honda - WNT /Burman Racing						
LAP		SECTOR 1	SECTOR 2		SECTOR 3		LAP TIME	MPH	DIFF	TIME OF DAY
1 -	OUTLAP	98.9	50.809	118.7	46.705	119.1	2:27.425	72.49	11.613	13:27:32.069
2 -	43.335	98.1	48.911	119.4	46.484	118.5	2:18.730	77.04	2.918	13:29:50.799
3 -	43.027	95.3	48.847	121.5	45.918	119.4	2:17.792 (3)	77.56	1.980	13:32:08.591
4 -	43.865	89.2	49.485	116.3	46.595	116.3	2:19.945	76.37	4.133	13:34:28.536
5 -	42.510	109.1	48.408	122.0	45.311	119.6	2:16.229 (2)	78.45	0.417	13:36:44.765
6 -	42.403	107.2	48.121	121.3	45.288	118.9	2:15.812 (1)	78.69		13:39:00.577
7 -	42.845	103.7	48.435	111.6	47.306	117.1	2:18.586	77.12	2.774	13:41:19.163
8 -	43.419	104.3	49.323	117.7	48.195	115.5	2:20.937	75.83	5.125	13:43:40.100

P26 71		David WALES		Honda - TAD Racing						
LAP		SECTOR 1	SECTOR 2		SECTOR 3		LAP TIME	MPH	DIFF	TIME OF DAY
1 -	OUTLAP	84.6	51.277	103.5	47.024	110.9	2:36.752	68.18	19.397	13:27:40.438
2 -	43.560	104.2	49.542	112.7	46.528	109.1	2:19.630 (2)	76.54	2.275	13:30:00.068

Snetterton 300

Circuit Length = 2.9689 miles

Start: 13:25 Flag 13:45 End: 13:47

Weather / Track : Sunny / Dry

MCRCB BULLETIN TK033

2013 MCE British Superbike Championship - Round 5

2013 Monster Energy British Motostar Championship

FREE PRACTICE 2 - SECTOR ANALYSIS

SECTOR 1 = FL to I1, SECTOR 2 = I1 to I2, SECTOR 3 = I2 to FL, DIFF = Difference To Personal Best Lap

3 -	43.943	101.5	49.253	110.1	46.822	112.4	2:20.018	(3)	76.33	2.663	13:32:20.086
4 -	43.757	100.4	49.856	111.6	IN PIT		3:57.472	P	45.00	1:40.117	13:36:17.558
5 -	OUTLAP	46.9	55.109	112.5	47.334	110.3	2:45.254		64.67	27.899	13:39:02.812
6 -	43.912	101.0	49.471	112.7	46.665	109.4	2:20.048		76.31	2.693	13:41:22.860
7 -	45.447	94.7	48.523	116.5	50.071	110.1	2:24.041		74.20	6.686	13:43:46.901
8 -	43.519	103.0	47.754	117.9	46.082	110.0	2:17.355	(1)	77.81		13:46:04.256

P27		7		Jamie ASHBY		Honda - JPA Racing									
LAP	SECTOR 1	SECTOR 2	SECTOR 3	LAP TIME	MPH	DIFF	TIME OF DAY								
1 -	OUTLAP	81.9	57.449	94.2	54.039	97.1	2:52.690	61.89	30.763	13:28:14.688					
2 -	48.480	92.5	53.728	103.4	50.317	98.9	2:32.525	70.07	10.598	13:30:47.213					
3 -	48.292	93.9	53.221	105.3	49.939	103.5	2:31.452	70.57	9.525	13:33:18.665					
4 -	46.948	98.2	51.481	109.6	48.897	103.2	2:27.326	72.54	5.399	13:35:45.991					
5 -	45.844	96.5	51.467	107.5	48.370	104.0	2:25.681	73.36	3.754	13:38:11.672					
6 -	45.397	94.6	52.439	109.4	47.800	107.2	2:25.636	(3)	73.38	3.709	13:40:37.308				
7 -	44.540	101.0	50.025	110.1	47.362	109.6	2:21.927	(1)	75.30		13:42:59.235				
8 -	44.579	98.6	50.094	114.7	47.530	107.0	2:22.203	(2)	75.16	0.276	13:45:21.438				

MCRCB BULLETIN TK034**2013 MCE British Superbike Championship - Round 5****2013 Monster Energy British Motostar Championship****FREE PRACTICE 2 - BEST SPEEDS**

SECTOR 1				SECTOR 2			FINISH LINE		
POS	NO	NAME	MPH	NO	NAME	MPH	NO	NAME	MPH
1	66	Joe IRVING	118.1	66	Joe IRVING	132.8	66	Joe IRVING	124.5
2	95	Tarran MACKENZIE	114.5	3	Taz TAYLOR	130.8	95	Tarran MACKENZIE	122.0
3	3	Taz TAYLOR	113.9	34	Jordan WEAVING	129.3	3	Taz TAYLOR	121.5
4	34	Jordan WEAVING	113.7	17	Tom CARNE	128.5	64	Asher DURHAM	120.9
5	17	Tom CARNE	113.3	80	Callum BEY	128.5	17	Tom CARNE	120.4
6	22	Stephanie WADDELOW	112.2	42	James HOBSON	127.5	34	Jordan WEAVING	120.4
7	43	Arnie SHELTON	112.2	43	Arnie SHELTON	127.5	43	Arnie SHELTON	119.8
8	10	Peter SUTHERLAND	111.8	64	Asher DURHAM	127.5	13	Sam BURMAN	119.6
9	36	Jayson URIBE	111.2	40	Joe FRANCIS	127.0	40	Joe FRANCIS	119.6
10	40	Joe FRANCIS	111.2	95	Tarran MACKENZIE	127.0	79	Chris TAYLOR	119.1
11	80	Callum BEY	111.1	10	Peter SUTHERLAND	126.1	80	Callum BEY	118.5
12	12	Edward RENDELL	110.9	22	Stephanie WADDELOW	125.6	10	Peter SUTHERLAND	118.1
13	86	Bradley HUGHES	109.8	36	Jayson URIBE	124.9	22	Stephanie WADDELOW	118.1
14	13	Sam BURMAN	109.1	12	Edward RENDELL	123.8	42	James HOBSON	117.7
15	44	Jake BAYFORD	108.2	44	Jake BAYFORD	123.3	18	Paul DOBB	116.9
16	35	Elliot LODGE	107.8	86	Bradley HUGHES	122.6	44	Jake BAYFORD	116.7
17	64	Asher DURHAM	107.8	18	Paul DOBB	122.2	24	Daniel COSTILLA	116.5
18	42	James HOBSON	107.3	24	Daniel COSTILLA	122.2	12	Edward RENDELL	116.3
19	65	Josh OWENS	106.8	13	Sam BURMAN	122.0	86	Bradley HUGHES	116.1
20	72	Ricky TARREN	106.8	35	Elliot LODGE	121.1	36	Jayson URIBE	115.9
21	69	Ryan BRAIN	106.6	41	Mlo WARD	121.1	41	Mlo WARD	114.3
22	24	Daniel COSTILLA	106.1	79	Chris TAYLOR	120.4	69	Ryan BRAIN	114.3
23	18	Paul DOBB	106.0	65	Josh OWENS	118.5	35	Elliot LODGE	113.1
24	71	David WALES	104.2	72	Ricky TARREN	118.1	71	David WALES	112.4
25	41	Mlo WARD	102.9	71	David WALES	117.9	65	Josh OWENS	111.2
26	7	Jamie ASHBY	101.0	69	Ryan BRAIN	117.1	72	Ricky TARREN	110.1
27	79	Chris TAYLOR	96.9	7	Jamie ASHBY	114.7	7	Jamie ASHBY	109.6
28	77	Jason VERNON	82.6	77	Jason VERNON	65.0			

Weather / Track : Sunny / Dry

Snetterton 300

Circuit Length = 2.9689 miles

Start: 13:25 Flag 13:45 End: 13:47

Results can be found at www.tsl-timing.com

Printed - 13:52 Friday, 05 July 2013

MCRCB BULLETIN TK035

2013 MCE British Superbike Championship - Round 5

2013 Monster Energy British Motostar Championship

FREE PRACTICE 2 - BEST SECTORS

SECTOR 1			SECTOR 2			SECTOR 3			IDEAL / BEST COMPARISON						
POS	NO	NAME	TIME	NO	NAME	TIME	NO	NAME	TIME	POS	NO	NAME	IDEAL	BEST	DIFF
1	95	MACKENZIE	38.406	95	MACKENZIE	43.555	95	MACKENZIE	40.371				PERFECT LAP	2:02.332	
2	66	IRVING	38.623	66	IRVING	43.657	40	FRANCIS	40.619	1	95	MACKENZIE	2:02.332	2:02.332	0.000
3	34	WEAVING	38.730	34	WEAVING	43.937	17	CARNE	40.754	2	66	IRVING	2:03.353	2:03.389	0.036
4	17	CARNE	38.826	40	FRANCIS	44.042	66	IRVING	41.073	3	40	FRANCIS	2:03.791	2:03.791	0.000
5	40	FRANCIS	39.130	17	CARNE	44.311	34	WEAVING	41.210	4	34	WEAVING	2:03.877	2:03.944	0.067
6	80	BEY	39.653	3	TAYLOR	44.613	10	SUTHERLAND	41.365	5	17	CARNE	2:03.891	2:03.891	0.000
7	43	SHELTON	39.695	12	RENDELL	44.879	80	BEY	41.514	6	10	SUTHERLAND	2:06.237	2:06.517	0.280
8	10	SUTHERLAND	39.750	80	BEY	45.098	12	RENDELL	41.668	7	80	BEY	2:06.265	2:06.276	0.011
9	12	RENDELL	39.932	10	SUTHERLAND	45.122	86	HUGHES	42.061	8	12	RENDELL	2:06.479	2:06.480	0.001
10	3	TAYLOR	40.028	86	HUGHES	45.184	43	SHELTON	42.161	9	3	TAYLOR	2:06.851	2:07.085	0.234
11	86	HUGHES	40.198	43	SHELTON	45.210	3	TAYLOR	42.210	10	43	SHELTON	2:07.066	2:07.539	0.473
12	35	LODGE	40.832	22	WADDELOW	46.046	22	WADDELOW	42.668	11	86	HUGHES	2:07.443	2:07.797	0.354
13	36	URIBE	40.849	42	HOBSON	46.223	42	HOBSON	42.719	12	22	WADDELOW	2:09.725	2:10.078	0.353
14	64	DURHAM	40.861	36	URIBE	46.232	35	LODGE	42.946	13	42	HOBSON	2:09.978	2:10.147	0.169
15	44	BAYFORD	40.869	41	WARD	46.251	44	BAYFORD	43.075	14	35	LODGE	2:10.207	2:10.236	0.029
16	41	WARD	40.872	72	TARREN	46.342	36	URIBE	43.145	15	36	URIBE	2:10.226	2:10.483	0.257
17	22	WADDELOW	41.011	35	LODGE	46.429	64	DURHAM	43.605	16	44	BAYFORD	2:10.531	2:10.634	0.103
18	42	HOBSON	41.036	64	DURHAM	46.450	41	WARD	43.652	17	41	WARD	2:10.775	2:10.845	0.070
19	24	COSTILLA	41.437	44	BAYFORD	46.587	72	TARREN	43.677	18	64	DURHAM	2:10.916	2:10.980	0.064
20	72	TARREN	41.454	69	BRAIN	46.850	69	BRAIN	44.101	19	72	TARREN	2:11.473	2:11.578	0.105
21	69	BRAIN	41.707	24	COSTILLA	46.891	24	COSTILLA	44.177	20	24	COSTILLA	2:12.505	2:12.646	0.141
22	65	OWENS	42.029	79	TAYLOR	47.096	65	OWENS	44.230	21	69	BRAIN	2:12.658	2:13.270	0.612
23	18	DOBB	42.054	65	OWENS	47.110	18	DOBB	44.998	22	65	OWENS	2:13.369	2:14.062	0.693
24	79	TAYLOR	42.228	18	DOBB	47.385	79	TAYLOR	45.247	23	18	DOBB	2:14.437	2:14.954	0.517
25	13	BURMAN	42.403	71	WALES	47.754	13	BURMAN	45.288	24	79	TAYLOR	2:14.571	2:14.941	0.370
26	71	WALES	43.519	13	BURMAN	48.121	71	WALES	46.082	25	13	BURMAN	2:15.812	2:15.812	0.000
27	7	ASHBY	44.540	7	ASHBY	50.025	7	ASHBY	47.362	26	71	WALES	2:17.355	2:17.355	0.000
28				77	VERNON	52.167				27	7	ASHBY	2:21.927	2:21.927	0.000

Weather / Track : Sunny / Dry

Results can be found at www.tsl-timing.com

Snetterton 300

Circuit Length = 2.9689 miles

Start: 13:25 Flag 13:45 End: 13:47

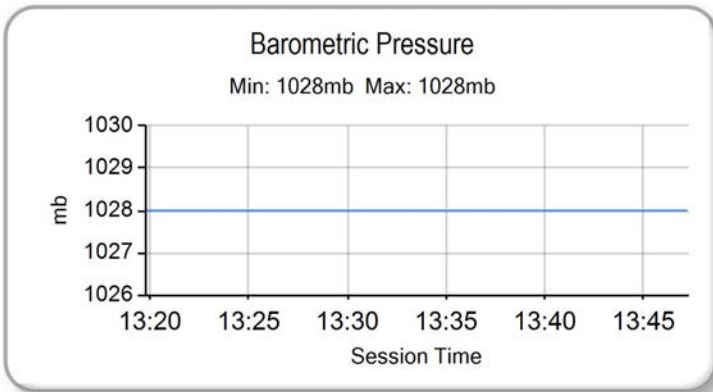
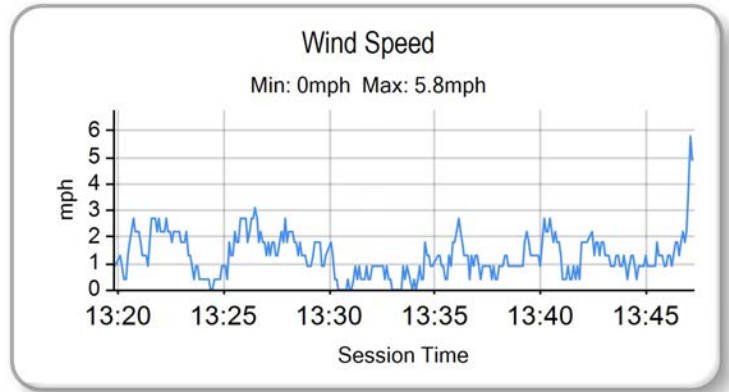
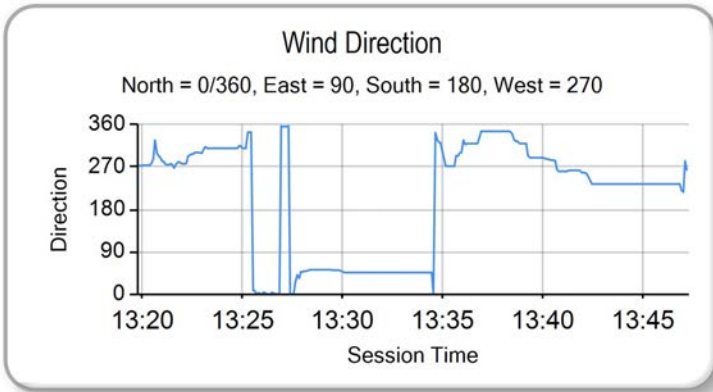
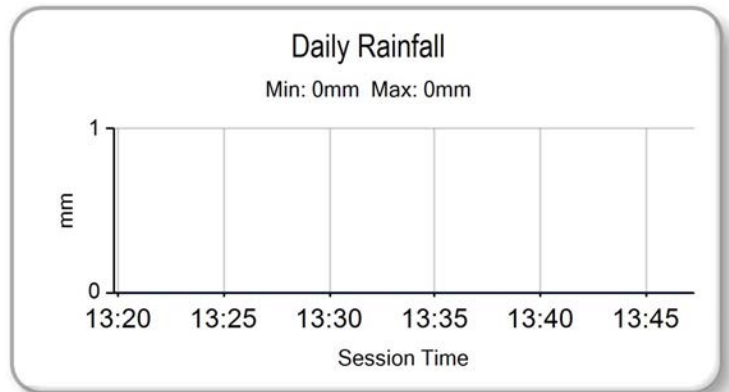
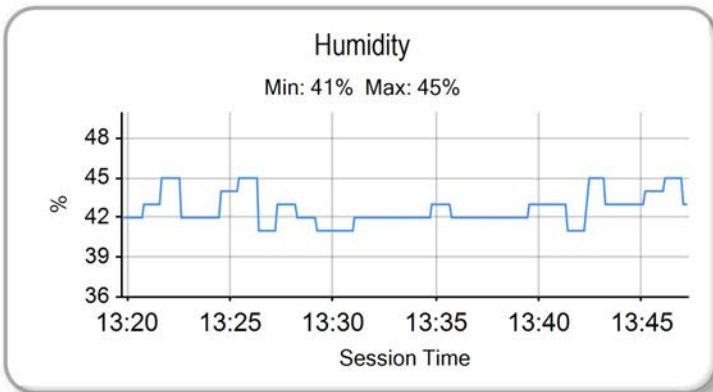
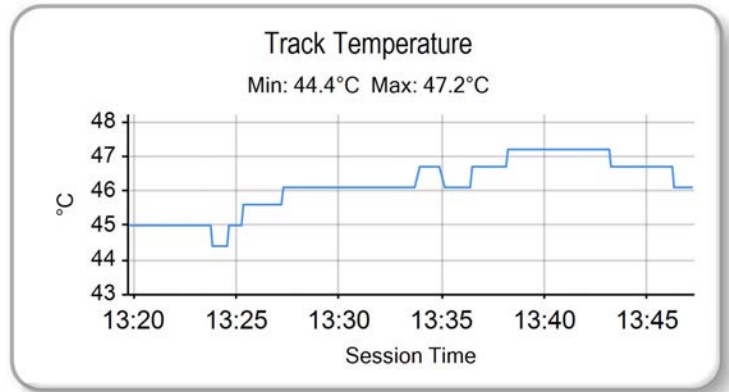
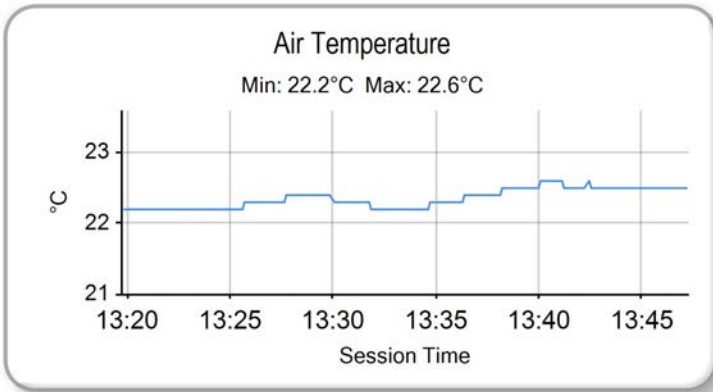
Printed - 13:52 Friday, 05 July 2013

MCRCB BULLETIN TK036

2013 MCE British Superbike Championship - Round 5

2013 Monster Energy British Motostar Championship

FREE PRACTICE 2 - WEATHER CONDITIONS



Weather / Track : Sunny / Dry

Results can be found at www.tsl-timing.com

Snetterton 300
Circuit Length = 2.9689 miles
Start: 13:25 Flag 13:45 End: 13:47

Printed - 13:53 Friday, 05 July 2013

QUALIFYING 1 - CLASSIFICATION



POS	NO	CL	PIC NAME	ENTRY	TIME	ON	LAPS	GAP	DIFF	MPH
1	34	M3	1 Jordan WEAIVING	KTM - Jordan Racing / Burkert	2:01.689	11	11			87.83
2	95	M3	2 Tarran MACKENZIE	KTM - Redline KTM	2:02.529	12	12	0.840	0.840	87.22
3	40	M3	3 Joe FRANCIS	Honda - Team WD40	2:02.694	11	11	1.005	0.165	87.11
4	66	M3	4 Joe IRVING	KTM - RS Racing / The Toad and Tatie Pub	2:02.851	9	9	1.162	0.157	87.00
5	28		1 Bradley RAY	Honda - FAB Racing / SP125	2:03.581	9	10	1.892	0.730	86.48
6	17		2 Tom CARNE	Honda - TC Racing / SP125 racing	2:03.837	11	12	2.148	0.256	86.30
7	43		3 Arnie SHELTON	Honda - e3 motorsport	2:04.379	8	10	2.690	0.542	85.93
8	12		4 Edward RENDELL	Honda - Banks Racing	2:05.087	11	11	3.398	0.708	85.44
9	35		5 Elliot LODGE	Honda - SP125 / SpikeRacing	2:05.141	11	11	3.452	0.054	85.40
10	80		6 Callum BEY	Honda - RCD Motorsport	2:06.123	12	12	4.434	0.982	84.74
11	10		7 Peter SUTHERLAND	Aprilia - Kinpac Racing	2:06.124	11	11	4.435	0.001	84.74
12	86		8 Bradley HUGHES	KTM - Creswell Racing	2:06.651	11	11	4.962	0.527	84.39
13	3		9 Taz TAYLOR	Luyten Honda - FPW Racing	2:06.931	5	11	5.242	0.280	84.20
14	22		10 Stephanie WADDELOW	Aprilia - Moto Strada	2:07.877	11	11	6.188	0.946	83.58
15	44		11 Jake BAYFORD	Honda - j4ke.com	2:07.950	11	11	6.261	0.073	83.53
16	42	M3	5 James HOBSON	Honda - Two 4 Motorsport	2:08.266	12	12	6.577	0.316	83.32
17	41		12 Milo WARD	Luyten Honda - FPW Racing	2:08.320	11	11	6.631	0.054	83.29
18	64		13 Asher DURHAM	Seel Honda - Repli-Cast UK	2:09.255	10	12	7.566	0.935	82.68
19	36		14 Jayson URIBE	Honda - Rock and Sons Racing	2:09.401	8	10	7.712	0.146	82.59
20	24		15 Daniel COSTILLA	Honda - Repli-Cast UK	2:09.637	7	11	7.948	0.236	82.44
21	72		16 Ricky TARREN	Honda - Cresswell Racing	2:10.520	6	10	8.831	0.883	81.88
22	13	M3	6 Sam BURMAN	Honda - WNT / Burman Racing	2:10.717	12	12	9.028	0.197	81.76
23	18		17 Paul DOBB	Honda - PDR	2:12.512	11	11	10.823	1.795	80.65
24	65		18 Josh OWENS	Honda - Trax Hydraulics	2:12.883	10	11	11.194	0.371	80.43
25	79	M3	7 Chris TAYLOR	Honda - Elevator Bridle & Saddle Co / Coventry Ducati	2:13.483	4	10	11.794	0.600	80.07

QUALIFYING LAPTIME (110.0% of 2:01.689) = 2:13.857

26	69		19 Ryan BRAIN	KTM - Cresswell Racing	2:14.982	2	2	13.293	1.499	79.18
27	77		20 Jason VERNON	Honda - SGR Racing	2:15.538	6	7	13.849	0.556	78.85
28	7		21 Jamie ASHBY	Honda - JPA Racing	2:15.712	8	11	14.023	0.174	78.75
29	71		22 David WALES	Honda - TAD Racing	2:18.250	3	4	16.561	2.538	77.30

Weather / Track : Sunny / Dry

These results are provisional until the conclusion of any judicial and technical matters.

Snetterton 300

Circuit Length = 2.9689 miles

Start: 09:30 Flag 09:55 End: 09:57

Race Director :	Stewards :	Timekeeper :
-----------------	------------	--------------

Results can be found at www.britishsuperbike.com

Printed - 09:57 Saturday, 06 July 2013

MCRCB BULLETIN TK081

2013 MCE British Superbike Championship - Round 5

2013 Monster Energy British Motostar Championship

QUALIFYING 1 - SECTOR ANALYSIS

SECTOR 1 = FL to I1, SECTOR 2 = I1 to I2, SECTOR 3 = I2 to FL, DIFF = Difference To Personal Best Lap

P1	34	M3	Jordan WEAVING				KTM - Jordan Racing / Burkert			
LAP	SECTOR 1		SECTOR 2		SECTOR 3		LAP TIME	MPH	DIFF	TIME OF DAY
1 -	OUTLAP	107.0	48.587	103.4	57.170	100.9	2:30.998	70.78	29.309	09:33:02.770
2 -	40.322	111.1	45.490	117.1	IN PIT		2:55.169	P 61.01	53.480	09:35:57.939
3 -	OUTLAP	110.5	44.283	121.7	41.749	118.5	2:07.767	83.65	6.078	09:38:05.706
4 -	38.675	112.0	43.692	123.5	40.788	118.9	2:03.155	86.78	1.466	09:40:08.861
5 -	38.592	111.4	43.517	125.4	40.928	119.1	2:03.037	86.86	1.348	09:42:11.898
6 -	38.259	113.1	43.586	126.1	40.639	118.1	2:02.484	87.26	0.795	09:44:14.382
7 -	38.450	112.4	43.271	125.6	40.663	117.9	2:02.384	(3) 87.33	0.695	09:46:16.766
8 -	38.525	111.8	44.390	122.0	41.408	118.9	2:04.323	85.97	2.634	09:48:21.089
9 -	39.219	109.8	44.294	122.0	41.063	118.5	2:04.576	85.79	2.887	09:50:25.665
10 -	38.166	113.7	43.383	125.9	40.426	119.8	2:01.975	(2) 87.62	0.286	09:52:27.640
11 -	37.938	114.1	43.330	125.9	40.421	118.9	2:01.689	(1) 87.83		09:54:29.329

P2	95	M3	Tarran MACKENZIE				KTM - Redline KTM			
LAP	SECTOR 1		SECTOR 2		SECTOR 3		LAP TIME	MPH	DIFF	TIME OF DAY
1 -	OUTLAP	77.4	49.113	120.2	IN PIT		2:53.980	P 61.43	51.451	09:33:22.760
2 -	OUTLAP	111.6	44.947	124.7	41.501	120.4	2:08.182	83.38	5.653	09:35:30.942
3 -	39.212	113.1	44.057	125.4	41.327	121.5	2:04.596	85.78	2.067	09:37:35.538
4 -	38.979	112.9	43.803	126.3	41.170	121.7	2:03.952	86.22	1.423	09:39:39.490
5 -	38.506	115.1	44.475	126.6	40.890	121.7	2:03.871	86.28	1.342	09:41:43.361
6 -	39.188	112.9	43.947	127.5	40.947	121.3	2:04.082	86.13	1.553	09:43:47.443
7 -	38.980	114.3	44.508	126.6	40.826	121.7	2:04.314	85.97	1.785	09:45:51.757
8 -	38.744	113.7	43.729	126.6	40.667	120.9	2:03.140	86.79	0.611	09:47:54.897
9 -	38.765	113.3	43.626	127.0	40.592	120.9	2:02.983	(3) 86.90	0.454	09:49:57.880
10 -	38.656	113.7	43.744	126.8	40.391	120.9	2:02.791	(2) 87.04	0.262	09:52:00.671
11 -	38.497	114.9	44.489	122.0	41.286	120.0	2:04.272	86.00	1.743	09:54:04.943
12 -	38.482	113.9	43.496	126.8	40.551	121.3	2:02.529	(1) 87.22		09:56:07.472

P3	40	M3	Joe FRANCIS				Honda - Team WD40			
LAP	SECTOR 1		SECTOR 2		SECTOR 3		LAP TIME	MPH	DIFF	TIME OF DAY
1 -	OUTLAP	86.3	48.820	122.2	50.248	92.5	2:28.736	71.85	26.042	09:33:01.935
2 -	44.850	106.6	48.113	100.3	43.859	118.3	2:16.822	78.11	14.128	09:35:18.757
3 -	39.066	110.7	44.389	124.5	41.043	118.3	2:04.498	85.84	1.804	09:37:23.255
4 -	39.481	93.7	46.214	118.9	IN PIT		3:23.484	P 52.52	1:20.790	09:40:46.739
5 -	OUTLAP	87.7	50.399	97.6	44.323	117.5	2:22.368	75.07	19.674	09:43:09.107
6 -	39.018	111.2	43.994	127.0	40.929	118.5	2:03.941	86.23	1.247	09:45:13.048
7 -	39.881	106.1	44.489	122.9	IN PIT		3:04.200	P 58.02	1:01.506	09:48:17.248
8 -	OUTLAP	107.5	44.522	124.5	40.903	118.5	2:10.304	82.02	7.610	09:50:27.552
9 -	38.628	111.4	43.785	125.6	40.358	117.9	2:02.771	(2) 87.05	0.077	09:52:30.323
10 -	38.476	112.2	44.138	125.9	40.811	118.7	2:03.425	(3) 86.59	0.731	09:54:33.748
11 -	38.628	110.7	43.771	126.1	40.295	118.5	2:02.694	(1) 87.11		09:56:36.442

P4	66	M3	Joe IRVING				KTM - RS Racing / The Toad and Tatle Pub			
LAP	SECTOR 1		SECTOR 2		SECTOR 3		LAP TIME	MPH	DIFF	TIME OF DAY
1 -	OUTLAP	100.4	47.077	131.3	42.630	124.7	2:15.549	78.85	12.698	09:32:25.438
2 -	40.112	113.9	45.092	130.3	41.753	124.0	2:06.957	84.18	4.106	09:34:32.395
3 -	39.255	116.5	44.401	130.8	41.413	123.8	2:05.069	85.45	2.218	09:36:37.464
4 -	38.863	114.1	44.216	129.8	41.227	123.3	2:04.306	85.98	1.455	09:38:41.770
5 -	39.466	110.9	45.875	103.4	IN PIT		4:08.865	P 42.94	2:06.014	09:42:50.635
6 -	OUTLAP	113.5	45.349	130.3	41.325	123.5	2:09.900	82.27	7.049	09:45:00.535
7 -	39.023	116.9	43.617	130.3	40.762	123.5	2:03.402	(2) 86.61	0.551	09:47:03.937
8 -	38.657	116.7	43.990	130.5	40.811	123.3	2:03.458	(3) 86.57	0.607	09:49:07.395
9 -	38.623	116.5	43.662	131.0	40.566	123.5	2:02.851	(1) 87.00		09:51:10.246

P5	28	Bradley RAY				Honda - FAB Racing / SP125				
LAP	SECTOR 1		SECTOR 2		SECTOR 3		LAP TIME	MPH	DIFF	TIME OF DAY
1 -	40.338	107.8	45.228	120.9	41.614	115.9	2:07.180	84.03	3.599	09:34:28.909
2 -	39.616	110.0	44.630	121.7	41.218	116.3	2:05.464	85.18	1.883	09:36:34.373
3 -	39.438	109.1	48.150	121.7	43.113	116.1	2:10.701	81.77	7.120	09:38:45.074

Weather / Track : Sunny / Dry

Snetterton 300

Circuit Length = 2.9689 miles

Start: 09:30 Flag 09:55 End: 09:57

MCRCB BULLETIN TK081

2013 MCE British Superbike Championship - Round 5

2013 Monster Energy British Motostar Championship

QUALIFYING 1 - SECTOR ANALYSIS

SECTOR 1 = FL to I1, SECTOR 2 = I1 to I2, SECTOR 3 = I2 to FL, DIFF = Difference To Personal Best Lap

4 -	39.055	110.7	44.220	123.8	40.887	115.5	2:04.162	(2)	86.08	0.581	09:40:49.236
5 -	43.141	79.8	48.462	105.5	IN PIT		2:54.440	P	61.27	50.859	09:43:43.676
6 -	OUTLAP	110.7	44.699	125.4	41.941	116.9	2:11.741		81.12	8.160	09:45:55.417
7 -	39.992	110.9	46.529	117.9	42.504	117.7	2:09.025		82.83	5.444	09:48:04.442
8 -	39.297	110.9	44.321	122.2	40.668	116.1	2:04.286	(3)	85.99	0.705	09:50:08.728
9 -	38.910	110.7	44.247	122.6	40.424	115.9	2:03.581	(1)	86.48		09:52:12.309
10 -	40.749	100.6	45.643	123.1	41.582	115.1	2:07.974		83.51	4.393	09:54:20.283

P6	17	Tom CARNE		Honda - TC Racing / SP125 racing							
LAP	SECTOR 1	SECTOR 2	SECTOR 3	LAP TIME	MPH	DIFF	TIME OF DAY				
1 -	OUTLAP	100.1	46.866	127.8	42.333	121.3	2:24.351		74.04	20.514	09:32:35.702
2 -	40.993	110.9	45.234	127.8	42.325	119.4	2:08.552		83.14	4.715	09:34:44.254
3 -	39.626	111.6	44.978	128.0	41.458	119.1	2:06.062		84.78	2.225	09:36:50.316
4 -	39.434	110.5	44.948	127.8	41.902	119.4	2:06.284		84.63	2.447	09:38:56.600
5 -	39.334	112.4	44.386	127.3	40.927	119.6	2:04.647		85.74	0.810	09:41:01.247
6 -	39.030	112.5	44.126	128.8	40.848	121.1	2:04.004	(2)	86.19	0.167	09:43:05.251
7 -	39.452	110.7	47.269	122.0	41.193	121.7	2:07.914		83.55	4.077	09:45:13.165
8 -	39.672	112.9	44.172	127.5	40.672	120.0	2:04.516	(3)	85.83	0.679	09:47:17.681
9 -	39.578	112.9	44.561	126.8	41.147	118.7	2:05.286		85.30	1.449	09:49:22.967
10 -	39.264	113.1	44.639	127.0	40.996	118.7	2:04.899		85.57	1.062	09:51:27.866
11 -	38.945	114.3	44.148	127.5	40.744	119.1	2:03.837	(1)	86.30		09:53:31.703
12 -	38.994	112.7	44.252	128.8	44.241	118.5	2:07.487		83.83	3.650	09:55:39.190

P7	43	Arnie SHELTON		Honda - e3 motorsport							
LAP	SECTOR 1	SECTOR 2	SECTOR 3	LAP TIME	MPH	DIFF	TIME OF DAY				
1 -	OUTLAP	98.1	47.482	121.5	43.875	118.9	2:25.687		73.36	21.308	09:32:38.173
2 -	41.110	106.6	45.819	124.2	41.575	117.7	2:08.504		83.17	4.125	09:34:46.677
3 -	40.112	111.4	44.809	126.1	42.465	119.1	2:07.386		83.90	3.007	09:36:54.063
4 -	40.464	106.1	45.360	126.8	42.023	117.1	2:07.847		83.60	3.468	09:39:01.910
5 -	39.794	109.1	44.781	123.1	41.984	118.9	2:06.559		84.45	2.180	09:41:08.469
6 -	39.616	108.4	44.967	124.5	41.382	116.1	2:05.965	(3)	84.84	1.586	09:43:14.434
7 -	39.233	112.4	44.354	123.5	41.054	116.7	2:04.641	(2)	85.75	0.262	09:45:19.075
8 -	38.956	112.0	44.396	123.3	41.027	117.1	2:04.379	(1)	85.93		09:47:23.454
9 -	39.513	106.0	46.343	102.9	IN PIT		4:44.490	P	37.56	2:40.111	09:52:07.944
10 -	OUTLAP	108.5	45.232	125.2	41.388	117.1	2:09.947		82.24	5.568	09:54:17.891

P8	12	Edward RENDELL		Honda - Banks Racing							
LAP	SECTOR 1	SECTOR 2	SECTOR 3	LAP TIME	MPH	DIFF	TIME OF DAY				
1 -	OUTLAP	107.0	46.481	121.1	43.426	114.7	2:18.433		77.20	13.346	09:32:24.186
2 -	40.079	110.7	45.032	121.1	41.690	114.9	2:06.801		84.29	1.714	09:34:30.987
3 -	39.582	109.6	44.660	119.6	41.615	114.7	2:05.857		84.92	0.770	09:36:36.844
4 -	39.379	109.4	45.030	119.8	41.363	114.9	2:05.772	(3)	84.97	0.685	09:38:42.616
5 -	39.485	108.9	44.790	120.0	IN PIT		5:05.512	P	34.98	3:00.425	09:43:48.128
6 -	OUTLAP	108.2	46.114	123.3	42.689	114.1	2:17.467		77.75	12.380	09:46:05.595
7 -	39.699	109.6	44.810	120.6	42.182	114.3	2:06.691		84.36	1.604	09:48:12.286
8 -	39.206	110.5	44.839	121.7	41.209	115.7	2:05.254	(2)	85.33	0.167	09:50:17.540
9 -	39.393	111.2	44.992	123.8	41.981	116.9	2:06.366		84.58	1.279	09:52:23.906
10 -	39.853	110.7	45.299	121.5	41.150	115.3	2:06.302		84.62	1.215	09:54:30.208
11 -	39.059	110.9	44.623	122.4	41.405	113.9	2:05.087	(1)	85.44		09:56:35.295

P9	35	Elliot LODGE		Honda - SP125 / SpikeRacing							
LAP	SECTOR 1	SECTOR 2	SECTOR 3	LAP TIME	MPH	DIFF	TIME OF DAY				
1 -	40.551	108.9	45.691	121.5	42.075	116.3	2:08.317		83.29	3.176	09:34:30.251
2 -	40.243	110.7	45.601	121.7	42.087	117.1	2:07.931		83.54	2.790	09:36:38.182
3 -	39.921	110.0	45.216	122.4	42.119	117.7	2:07.256		83.98	2.115	09:38:45.438
4 -	39.445	109.4	45.128	121.5	42.180	115.7	2:06.753	(3)	84.32	1.612	09:40:52.191
5 -	40.109	109.1	48.788	105.3	43.322	115.1	2:12.219		80.83	7.078	09:43:04.410
6 -	40.193	107.8	45.799	122.6	IN PIT		2:29.971	P	71.26	24.830	09:45:34.381
7 -	OUTLAP	110.3	45.391	121.7	42.320	115.9	2:10.866		81.67	5.725	09:47:45.247
8 -	39.827	110.7	45.135	122.0	42.079	114.5	2:07.041		84.13	1.900	09:49:52.288
9 -	39.469	110.1	44.774	123.1	42.163	118.1	2:06.406	(2)	84.55	1.265	09:51:58.694

Weather / Track : Sunny / Dry

Snetterton 300

Circuit Length = 2.9689 miles

Start: 09:30 Flag 09:55 End: 09:57

MCRCB BULLETIN TK081

2013 MCE British Superbike Championship - Round 5

2013 Monster Energy British Motostar Championship

QUALIFYING 1 - SECTOR ANALYSIS

SECTOR 1 = FL to I1, SECTOR 2 = I1 to I2, SECTOR 3 = I2 to FL, DIFF = Difference To Personal Best Lap

10 -	40.182	109.4	45.463	123.8	42.056	115.5	2:07.701	83.69	2.560	09:54:06.395
11 -	39.222	111.4	44.579	122.9	41.340	116.7	2:05.141 (1)	85.40		09:56:11.536

P10 80		Callum BEY		Honda - RCD Motorsport							
LAP	SECTOR 1	SECTOR 2	SECTOR 3	LAP TIME	MPH	DIFF	TIME OF DAY				
1 -	OUTLAP	102.1	48.091	125.6	44.446	116.3	2:29.670	71.41	23.547	09:32:34.537	
2 -	41.592	108.7	46.042	125.6	42.426	119.6	2:10.060	82.17	3.937	09:34:44.597	
3 -	40.790	110.1	45.787	126.8	43.116	120.2	2:09.693	82.41	3.570	09:36:54.290	
4 -	41.193	96.1	46.618	125.6	IN PIT		3:03.230	P	58.33	57.107	09:39:57.520
5 -	OUTLAP	108.4	46.006	124.0	42.522	116.5	2:13.554	80.02	7.431	09:42:11.074	
6 -	40.163	109.8	45.277	126.1	42.451	115.7	2:07.891	83.57	1.768	09:44:18.965	
7 -	40.139	110.5	45.216	125.6	41.804	116.3	2:07.159	(3)	84.05	1.036	09:46:26.124
8 -	40.473	108.2	45.617	124.5	42.517	116.3	2:08.607	83.10	2.484	09:48:34.731	
9 -	39.790	109.6	45.279	123.8	42.557	116.5	2:07.626	83.74	1.503	09:50:42.357	
10 -	40.365	109.4	45.280	125.2	42.114	116.1	2:07.759	83.65	1.636	09:52:50.116	
11 -	39.805	108.9	44.989	125.4	41.976	117.9	2:06.770	(2)	84.31	0.647	09:54:56.886
12 -	39.597	110.5	44.856	124.9	41.670	116.5	2:06.123 (1)	84.74		09:57:03.009	

P11 10		Peter SUTHERLAND		Aprilia - Kinpac Racing							
LAP	SECTOR 1	SECTOR 2	SECTOR 3	LAP TIME	MPH	DIFF	TIME OF DAY				
1 -	OUTLAP	106.1	47.838	115.7	44.542	115.1	2:19.370	76.68	13.246	09:32:49.903	
2 -	41.630	107.7	46.354	124.2	44.330	119.4	2:12.314	80.77	6.190	09:35:02.217	
3 -	42.032	109.4	46.166	122.6	42.949	117.3	2:11.147	81.49	5.023	09:37:13.364	
4 -	40.524	111.2	45.791	122.4	42.572	115.9	2:08.887	82.92	2.763	09:39:22.251	
5 -	40.733	110.3	45.862	122.4	41.860	114.9	2:08.455	83.20	2.331	09:41:30.706	
6 -	39.933	109.4	45.732	122.9	41.808	113.5	2:07.473	83.84	1.349	09:43:38.179	
7 -	41.710	92.0	47.713	99.4	IN PIT		4:12.423	P	42.34	2:06.299	09:47:50.602
8 -	OUTLAP	108.7	46.950	123.3	41.866	114.9	2:12.399	80.72	6.275	09:50:03.001	
9 -	40.222	108.9	45.295	122.6	41.703	113.3	2:07.220	(3)	84.01	1.096	09:52:10.221
10 -	39.869	109.1	45.627	122.2	41.484	113.9	2:06.980	(2)	84.17	0.856	09:54:17.201
11 -	39.807	110.7	45.096	122.9	41.221	115.5	2:06.124 (1)	84.74		09:56:23.325	

P12 86		Bradley HUGHES		KTM - Creswell Racing							
LAP	SECTOR 1	SECTOR 2	SECTOR 3	LAP TIME	MPH	DIFF	TIME OF DAY				
1 -	OUTLAP	84.8	49.403	111.6	44.642	115.1	2:24.070	74.18	17.419	09:32:34.755	
2 -	42.164	97.3	46.599	120.9	42.582	114.9	2:11.345	81.37	4.694	09:34:46.100	
3 -	40.799	103.7	46.040	122.6	42.126	117.3	2:08.965	82.87	2.314	09:36:55.065	
4 -	40.242	104.8	45.337	123.3	42.862	114.9	2:08.441	83.21	1.790	09:39:03.506	
5 -	42.054	89.4	51.304	106.0	IN PIT		4:30.734	P	39.47	2:24.083	09:43:34.240
6 -	OUTLAP	76.4	47.600	124.2	42.139	116.3	2:22.151	75.18	15.500	09:45:56.391	
7 -	39.715	106.1	45.672	124.5	42.135	114.5	2:07.522	83.81	0.871	09:48:03.913	
8 -	40.226	110.0	45.721	122.0	41.921	115.3	2:07.868	83.58	1.217	09:50:11.781	
9 -	39.994	107.8	45.184	121.3	42.168	113.7	2:07.346	(3)	83.92	0.695	09:52:19.127
10 -	39.763	109.4	45.383	121.5	41.796	113.7	2:06.942	(2)	84.19	0.291	09:54:26.069
11 -	40.006	108.5	45.100	121.7	41.545	115.3	2:06.651 (1)	84.39		09:56:32.720	

P13 3		Taz TAYLOR		Luyten Honda - FPW Racing							
LAP	SECTOR 1	SECTOR 2	SECTOR 3	LAP TIME	MPH	DIFF	TIME OF DAY				
1 -	OUTLAP	107.8	46.678	127.5	43.695	121.1	2:20.041	76.32	13.110	09:32:24.604	
2 -	40.650	112.7	45.772	128.8	42.690	120.9	2:09.112	82.78	2.181	09:34:33.716	
3 -	40.280	111.1	45.461	128.3	43.051	120.9	2:08.792	82.98	1.861	09:36:42.508	
4 -	40.055	112.2	45.608	125.6	42.478	121.5	2:08.141	83.40	1.210	09:38:50.649	
5 -	39.669	110.1	45.186	127.3	42.076	120.2	2:06.931 (1)	84.20		09:40:57.580	
6 -	39.672	112.0	45.077	121.5	42.531	121.3	2:07.280	(2)	83.97	0.349	09:43:04.860
7 -	39.773	113.1	45.006	125.9	43.175	117.9	2:07.954	(3)	83.53	1.023	09:45:12.814
8 -	40.996	107.8	45.171	127.3	43.314	118.9	2:09.481	82.54	2.550	09:47:22.295	
9 -	41.287	111.6	45.349	119.4	IN PIT		3:50.753	P	46.31	1:43.822	09:51:13.048
10 -	OUTLAP	105.0	46.077	126.8	42.999	119.6	2:15.735	78.74	8.804	09:53:28.783	
11 -	40.477	112.0	45.334	126.6	43.621	118.5	2:09.432	82.57	2.501	09:55:38.215	

Weather / Track : Sunny / Dry

Snetterton 300
Circuit Length = 2.9689 miles
Start: 09:30 Flag 09:55 End: 09:57

MCRCB BULLETIN TK081

2013 MCE British Superbike Championship - Round 5

2013 Monster Energy British Motostar Championship

QUALIFYING 1 - SECTOR ANALYSIS

SECTOR 1 = FL to I1, SECTOR 2 = I1 to I2, SECTOR 3 = I2 to FL, DIFF = Difference To Personal Best Lap

P14 22		Stephanie WADDELOW		Aprilia - Moto Strada							
LAP		SECTOR 1	SECTOR 2	SECTOR 3	LAP TIME	MPH	DIFF	TIME OF DAY			
1 -	OUTLAP	90.9	50.268	123.3	45.792	118.5	2:27.881	72.27	20.004	09:32:31.877	
2 -	41.865	108.4	46.933	125.6	43.689	120.0	2:12.487	80.67	4.610	09:34:44.364	
3 -	40.710	112.5	45.775	126.6	42.844	119.6	2:09.329	82.64	1.452	09:36:53.693	
4 -	40.524	112.7	45.611	126.8	42.711	120.4	2:08.846	(3)	82.95	0.969	09:39:02.539
5 -	40.452	112.5	45.433	126.6	42.345	119.6	2:08.230	(2)	83.35	0.353	09:41:10.769
6 -	40.148	113.3	45.805	122.6	IN PIT		4:11.319	P	42.52	2:03.442	09:45:22.088
7 -	OUTLAP	110.1	46.570	125.2	43.651	119.4	2:17.626		77.66	9.749	09:47:39.714
8 -	40.640	111.6	45.710	126.1	42.875	118.7	2:09.225		82.70	1.348	09:49:48.939
9 -	40.393	112.0	45.829	125.6	42.743	118.3	2:08.965		82.87	1.088	09:51:57.904
10 -	40.757	112.7	45.867	127.5	42.611	119.6	2:09.235		82.70	1.358	09:54:07.139
11 -	39.963	112.5	45.560	126.8	42.354	119.8	2:07.877	(1)	83.58		09:56:15.016

P15 44		Jake BAYFORD		Honda - j4ke.com							
LAP		SECTOR 1	SECTOR 2	SECTOR 3	LAP TIME	MPH	DIFF	TIME OF DAY			
1 -	41.138	107.7	46.551	122.6	43.444	116.1	2:11.133	81.50	3.183	09:34:35.524	
2 -	41.347	108.7	47.210	116.7	43.794	115.3	2:12.351	80.75	4.401	09:36:47.875	
3 -	41.047	106.1	46.170	123.3	43.107	116.1	2:10.324	82.01	2.374	09:38:58.199	
4 -	41.082	107.0	46.437	119.8	42.800	115.7	2:10.319	82.01	2.369	09:41:08.518	
5 -	40.219	107.7	45.799	122.9	42.976	114.5	2:08.994	(3)	82.85	1.044	09:43:17.512
6 -	40.591	106.3	46.451	120.0	43.016	114.7	2:10.058		82.17	2.108	09:45:27.570
7 -	40.819	107.2	46.386	118.1	42.894	113.9	2:10.099		82.15	2.149	09:47:37.669
8 -	42.088	93.2	46.858	122.2	42.869	115.5	2:11.815		81.08	3.865	09:49:49.484
9 -	40.532	107.5	45.837	122.0	42.697	115.7	2:09.066		82.81	1.116	09:51:58.550
10 -	40.608	109.8	45.956	124.2	42.427	114.7	2:08.991	(2)	82.85	1.041	09:54:07.541
11 -	39.890	110.0	45.451	126.3	42.609	116.5	2:07.950	(1)	83.53		09:56:15.491

P16 42 M3		James HOBSON		Honda - Two 4 Motorsport							
LAP		SECTOR 1	SECTOR 2	SECTOR 3	LAP TIME	MPH	DIFF	TIME OF DAY			
1 -	OUTLAP	93.0	48.001	125.2	44.995	118.5	2:22.243	75.13	13.977	09:32:40.168	
2 -	41.842	106.5	47.277	124.2	43.587	118.9	2:12.706	80.53	4.440	09:34:52.874	
3 -	41.680	99.2	47.299	125.4	44.650	119.8	2:13.629	79.98	5.363	09:37:06.503	
4 -	41.523	101.6	46.685	122.9	42.806	117.3	2:11.014	81.57	2.748	09:39:17.517	
5 -	41.058	99.2	46.905	122.4	43.075	117.3	2:11.038	81.56	2.772	09:41:28.555	
6 -	41.004	99.4	46.757	123.3	42.720	117.5	2:10.481	(3)	81.91	2.215	09:43:39.036
7 -	40.754	103.8	47.025	123.3	43.120	116.1	2:10.899		81.65	2.633	09:45:49.935
8 -	41.051	107.3	46.848	122.0	42.740	116.5	2:10.639		81.81	2.373	09:48:00.574
9 -	41.009	98.3	50.370	126.6	43.154	120.4	2:14.533		79.44	6.267	09:50:15.107
10 -	40.649	105.8	45.558	127.8	43.257	119.1	2:09.464	(2)	82.55	1.198	09:52:24.571
11 -	42.625	104.6	47.595	124.7	42.845	116.9	2:13.065		80.32	4.799	09:54:37.636
12 -	40.661	111.1	45.595	125.6	42.010	118.7	2:08.266	(1)	83.32		09:56:45.902

P17 41		Milo WARD		Luyten Honda - FPW Racing							
LAP		SECTOR 1	SECTOR 2	SECTOR 3	LAP TIME	MPH	DIFF	TIME OF DAY			
1 -	OUTLAP	88.8	47.595	121.5	44.053	116.3	2:22.806	74.84	14.486	09:32:26.455	
2 -	40.951	108.4	46.630	120.9	43.567	114.5	2:11.148	81.49	2.828	09:34:37.603	
3 -	40.775	106.5	46.252	121.1	43.333	118.3	2:10.360	81.98	2.040	09:36:47.963	
4 -	40.382	106.8	45.699	121.5	43.115	115.5	2:09.196	82.72	0.876	09:38:57.159	
5 -	40.062	104.0	45.595	120.4	42.991	113.5	2:08.648	(2)	83.08	0.328	09:41:05.807
6 -	40.282	103.7	45.872	120.2	42.703	115.3	2:08.857	(3)	82.94	0.537	09:43:14.664
7 -	40.034	106.1	46.383	119.4	IN PIT		4:07.788	P	43.13	1:59.468	09:47:22.452
8 -	OUTLAP	103.7	46.183	120.6	43.242	112.5	2:17.249		77.87	8.929	09:49:39.701
9 -	41.159	105.1	45.903	120.9	42.814	112.7	2:09.876		82.29	1.556	09:51:49.577
10 -	41.057	104.3	46.062	120.4	42.666	112.7	2:09.785		82.35	1.465	09:53:59.362
11 -	40.316	107.2	45.560	120.9	42.444	114.7	2:08.320	(1)	83.29		09:56:07.682

P18 64		Asher DURHAM		Seel Honda - Repli-Cast UK						
LAP		SECTOR 1	SECTOR 2	SECTOR 3	LAP TIME	MPH	DIFF	TIME OF DAY		
1 -	OUTLAP	100.4	49.941	124.5	45.388	122.6	2:30.720	70.91	21.465	09:32:43.443

Weather / Track : Sunny / Dry

Snetterton 300
Circuit Length = 2.9689 miles
Start: 09:30 Flag 09:55 End: 09:57

2013 MCE British Superbike Championship - Round 5

2013 Monster Energy British Motostar Championship

QUALIFYING 1 - SECTOR ANALYSIS

SECTOR 1 = FL to I1, SECTOR 2 = I1 to I2, SECTOR 3 = I2 to FL, DIFF = Difference To Personal Best Lap

2 -	42.551	106.6	47.618	125.6	43.991	122.2	2:14.160	79.66	4.905	09:34:57.603
3 -	41.208	104.5	46.642	128.5	43.867	121.3	2:11.717	81.14	2.462	09:37:09.320
4 -	41.094	108.9	46.781	125.6	44.635	120.4	2:12.510	80.65	3.255	09:39:21.830
5 -	40.896	112.7	46.992	127.8	43.363	121.5	2:11.251	81.43	1.996	09:41:33.081
6 -	40.696	106.1	46.544	128.0	43.181	120.4	2:10.421	81.95	1.166	09:43:43.502
7 -	40.978	107.5	46.533	126.1	43.486	120.6	2:10.997	81.59	1.742	09:45:54.499
8 -	40.686	105.6	46.379	125.2	43.252	122.4	2:10.317	82.01	1.062	09:48:04.816
9 -	40.643	107.2	46.266	127.8	43.062	121.3	2:09.971 (3)	82.23	0.716	09:50:14.787
10 -	40.615	108.2	45.814	128.0	42.826	122.2	2:09.255 (1)	82.68		09:52:24.042
11 -	41.391	111.2	46.025	127.5	43.162	120.4	2:10.578	81.85	1.323	09:54:34.620
12 -	40.382	108.9	46.594	129.3	42.851	121.5	2:09.827 (2)	82.32	0.572	09:56:44.447

P19	36	Jayson URIBE				Honda - Rock and Sons Racing				
LAP		SECTOR 1	SECTOR 2	SECTOR 3	LAP TIME	MPH	DIFF	TIME OF DAY		
1 -	OUTLAP	101.8	49.414	121.3	45.604	115.7	2:26.782	72.81	17.381	09:32:39.455
2 -		42.220	47.678	122.0	44.160	115.5	2:14.058	79.72	4.657	09:34:53.513
3 -		41.343	105.6	47.485	122.2	49.414	2:18.242	77.31	8.841	09:37:11.755
4 -		41.079	110.3	46.966	122.9	43.314	2:11.359	81.36	1.958	09:39:23.114
5 -		41.342	108.0	46.636	121.3	43.195	2:11.173	81.48	1.772	09:41:34.287
6 -		40.466	108.9	46.097	122.2	43.772	2:10.335	82.00	0.934	09:43:44.622
7 -		41.026	108.4	45.890	123.1	43.453	2:10.369	81.98	0.968	09:45:54.991
8 -		40.337	111.6	46.035	121.1	43.029	2:09.401 (1)	82.59		09:48:04.392
9 -		39.875	111.4	46.012	123.1	44.100	2:09.987 (3)	82.22	0.586	09:50:14.379
10 -		40.376	109.8	45.929	120.9	43.097	2:09.402 (2)	82.59	0.001	09:52:23.781

P20	24	Daniel COSTILLA				Honda - Repli-Cast UK				
LAP		SECTOR 1	SECTOR 2	SECTOR 3	LAP TIME	MPH	DIFF	TIME OF DAY		
1 -	OUTLAP	95.8	51.420	116.3	45.860	118.3	2:28.064	72.18	18.427	09:32:40.684
2 -		41.771	99.5	47.577	120.4	45.518	2:14.866	79.24	5.229	09:34:55.550
3 -		41.940	105.3	46.789	121.3	45.010	2:13.739	79.91	4.102	09:37:09.289
4 -		41.569	103.7	47.038	121.7	44.814	2:13.421	80.10	3.784	09:39:22.710
5 -		41.830	104.5	47.106	122.6	43.891	2:12.827	80.46	3.190	09:41:35.537
6 -		40.810	105.1	46.186	121.7	44.318	2:11.314	81.39	1.677	09:43:46.851
7 -		40.465	109.4	45.809	122.4	43.363	2:09.637 (1)	82.44		09:45:56.488
8 -		40.621	106.0	45.825	123.5	43.756	2:10.202 (2)	82.08	0.565	09:48:06.690
9 -		40.920	107.0	45.761	123.5	43.658	2:10.339 (3)	82.00	0.702	09:50:17.029
10 -		41.152	106.3	46.181	122.0	43.385	2:10.718	81.76	1.081	09:52:27.747
11 -		1:14.356	83.0	54.922	89.3	46.665	2:55.943	60.74	46.306	09:55:23.690

P21	72	Ricky TAREN				Honda - Cresswell Racing				
LAP		SECTOR 1	SECTOR 2	SECTOR 3	LAP TIME	MPH	DIFF	TIME OF DAY		
1 -	OUTLAP	95.0	50.242	99.7	49.130	112.5	2:33.858	69.46	23.338	09:32:37.592
2 -		42.251	105.1	48.548	116.9	44.064	2:14.863	79.25	4.343	09:34:52.455
3 -		42.347	105.5	46.729	118.3	44.869	2:13.945	79.79	3.425	09:37:06.400
4 -		41.944	104.2	46.957	118.5	43.155	2:12.056	80.93	1.536	09:39:18.456
5 -		41.108	106.1	46.308	119.1	43.404	2:10.820 (2)	81.70	0.300	09:41:29.276
6 -		41.083	106.3	46.446	119.1	42.991	2:10.520 (1)	81.88		09:43:39.796
7 -		40.757	106.1	47.226	118.1	43.527	2:11.510	81.27	0.990	09:45:51.306
8 -		40.676	107.7	46.548	117.7	IN PIT	4:47.630 P	37.15	2:37.110	09:50:38.936
9 -	OUTLAP	103.8	47.043	114.7	43.926	109.6	2:17.355	77.81	6.835	09:52:56.291
10 -		41.502	106.8	46.592	116.1	43.207	2:11.301 (3)	81.40	0.781	09:55:07.592

P22	13	M3	Sam BURMAN				Honda - WNT / Burman Racing				
LAP			SECTOR 1	SECTOR 2	SECTOR 3	LAP TIME	MPH	DIFF	TIME OF DAY		
1 -	OUTLAP		96.2	51.536	119.8	46.487	2:31.465	70.56	20.748	09:32:44.611	
2 -			42.706	105.6	49.246	122.9	45.199	77.92	6.434	09:35:01.762	
3 -			42.422	107.7	47.350	123.8	44.382	79.67	3.437	09:37:15.916	
4 -			41.675	109.4	47.756	123.1	44.422	79.84	3.136	09:39:29.769	
5 -			41.629	108.7	47.409	123.3	43.884	80.40	2.205	09:41:42.691	
6 -			41.131	109.4	46.948	124.2	43.910	80.97	1.272	09:43:54.680	
7 -			41.052	109.1	46.858	122.9	43.745	81.18	0.938	09:46:06.335	

Weather / Track : Sunny / Dry

Snetterton 300
Circuit Length = 2.9689 miles
Start: 09:30 Flag 09:55 End: 09:57

MCRCB BULLETIN TK081

2013 MCE British Superbike Championship - Round 5

2013 Monster Energy British Motostar Championship

QUALIFYING 1 - SECTOR ANALYSIS

SECTOR 1 = FL to I1, SECTOR 2 = I1 to I2, SECTOR 3 = I2 to FL, DIFF = Difference To Personal Best Lap

8 -	41.081	110.5	46.863	122.9	43.780	117.5	2:11.724	81.13	1.007	09:48:18.059
9 -	42.673	100.7	47.337	124.7	44.823	117.5	2:14.833	79.26	4.116	09:50:32.892
10 -	41.914	107.5	47.037	123.5	43.782	115.5	2:12.733	80.52	2.016	09:52:45.625
11 -	41.147	108.5	46.662	121.5	43.391	116.3	2:11.200 (2)	81.46	0.483	09:54:56.825
12 -	41.013	109.6	46.430	122.4	43.274	116.9	2:10.717 (1)	81.76		09:57:07.542

P23 18		Paul DOBB		Honda - PDR							
LAP	SECTOR 1	SECTOR 2	SECTOR 3	LAP TIME	MPH	DIFF	TIME OF DAY				
1 -	OUTLAP	96.0	49.726	121.1	46.266	117.5	2:25.749	73.33	13.237	09:32:45.104	
2 -	42.715	102.4	49.064	122.2	45.249	117.7	2:17.028	77.99	4.516	09:35:02.132	
3 -	42.744	102.7	47.697	122.0	45.525	111.4	2:15.966	78.60	3.454	09:37:18.098	
4 -	42.471	105.1	48.327	119.4	45.310	117.7	2:16.108	78.52	3.596	09:39:34.206	
5 -	41.691	108.4	47.450	122.4	45.073	115.9	2:14.214	79.63	1.702	09:41:48.420	
6 -	42.716	97.2	48.581	117.1	IN PIT		3:43.466 P	47.82	1:30.954	09:45:31.886	
7 -	OUTLAP	100.9	47.860	121.3	45.266	114.9	2:20.170	76.25	7.658	09:47:52.056	
8 -	41.837	107.0	47.375	121.5	44.546	114.9	2:13.758 (2)	79.90	1.246	09:50:05.814	
9 -	41.802	108.0	47.063	120.0	44.950	115.7	2:13.815 (3)	79.87	1.303	09:52:19.629	
10 -	41.763	102.9	47.836	122.6	44.271	114.1	2:13.870	79.83	1.358	09:54:33.499	
11 -	41.068	104.0	47.030	122.0	44.414	115.7	2:12.512 (1)	80.65		09:56:46.011	

P24 65		Josh OWENS		Honda - Trax Hydraulics							
LAP	SECTOR 1	SECTOR 2	SECTOR 3	LAP TIME	MPH	DIFF	TIME OF DAY				
1 -	OUTLAP	91.4	51.158	115.9	47.942	108.7	2:30.187	71.16	17.304	09:32:49.776	
2 -	43.766	101.9	48.942	115.1	46.039	109.2	2:18.747	77.03	5.864	09:35:08.523	
3 -	43.497	102.4	48.417	115.3	44.878	111.4	2:16.792	78.13	3.909	09:37:25.315	
4 -	42.544	101.2	48.041	114.7	44.303	111.4	2:14.888	79.23	2.005	09:39:40.203	
5 -	42.383	103.8	47.811	114.9	44.727	109.8	2:14.921	79.21	2.038	09:41:55.124	
6 -	42.356	105.5	49.384	114.7	44.727	108.7	2:16.467	78.31	3.584	09:44:11.591	
7 -	42.818	104.2	47.451	114.3	44.536	109.8	2:14.805	79.28	1.922	09:46:26.396	
8 -	41.899	103.2	47.171	114.5	44.560	109.2	2:13.630 (3)	79.98	0.747	09:48:40.026	
9 -	42.610	104.2	47.050	116.3	44.193	108.9	2:13.853	79.84	0.970	09:50:53.879	
10 -	41.963	105.3	46.840	115.1	44.080	108.7	2:12.883 (1)	80.43		09:53:06.762	
11 -	42.079	105.0	47.393	116.1	43.763	110.1	2:13.235 (2)	80.21	0.352	09:55:19.997	

P25 79 M3		Chris TAYLOR		Honda - Elevator Bridle & Saddle Co / Coventry Ducati							
LAP	SECTOR 1	SECTOR 2	SECTOR 3	LAP TIME	MPH	DIFF	TIME OF DAY				
1 -	43.968	94.1	48.389	118.5	44.794	118.1	2:17.151	77.92	3.668	09:34:50.003	
2 -	42.868	92.3	48.036	120.6	45.376	118.1	2:16.280	78.42	2.797	09:37:06.283	
3 -	42.834	95.8	47.509	117.3	45.253	117.9	2:15.596	78.82	2.113	09:39:21.879	
4 -	42.384	97.9	47.188	119.8	43.911	120.0	2:13.483 (1)	80.07		09:41:35.362	
5 -	41.827	98.3	47.524	121.7	44.507	116.9	2:13.858 (2)	79.84	0.375	09:43:49.220	
6 -	42.162	99.7	47.176	119.8	45.033	117.1	2:14.371	79.54	0.888	09:46:03.591	
7 -	42.076	98.2	47.218	116.9	44.830	117.3	2:14.124 (3)	79.68	0.641	09:48:17.715	
8 -	42.660	93.4	47.276	112.7	44.811	116.9	2:14.747	79.31	1.264	09:50:32.462	
9 -	42.301	97.6	47.385	115.5	44.879	116.3	2:14.565	79.42	1.082	09:52:47.027	
10 -	42.627	98.5	48.546	111.6	45.354	117.1	2:16.527	78.28	3.044	09:55:03.554	

P26 69		Ryan BRAIN		KTM - Cresswell Racing							
LAP	SECTOR 1	SECTOR 2	SECTOR 3	LAP TIME	MPH	DIFF	TIME OF DAY				
1 -	OUTLAP	89.2	51.317	106.0	47.566	108.0	2:31.837	70.39	16.855	09:32:49.407	
2 -	42.876	99.5	47.991	113.7	44.115	112.7	2:14.982 (1)	79.18		09:35:04.389	

P27 77		Jason VERNON		Honda - SGR Racing							
LAP	SECTOR 1	SECTOR 2	SECTOR 3	LAP TIME	MPH	DIFF	TIME OF DAY				
1 -	OUTLAP	84.3	52.091	100.7	48.302	111.1	2:38.226	67.54	22.688	09:32:50.021	
2 -	44.537	93.8	50.117	97.8	46.910	112.5	2:21.564	75.49	6.026	09:35:11.585	
3 -	43.300	99.8	49.050	93.7	IN PIT		7:20.762 P	24.24	5:05.224	09:42:32.347	
4 -	OUTLAP	99.1	49.360	113.9	47.144	109.8	2:27.674	72.37	12.136	09:45:00.021	
5 -	42.407	98.1	48.220	111.2	45.810	111.8	2:16.437 (3)	78.33	0.899	09:47:16.458	
6 -	42.335	100.1	47.833	113.9	45.370	106.5	2:15.538 (1)	78.85		09:49:31.996	

Weather / Track : Sunny / Dry

Snetterton 300
Circuit Length = 2.9689 miles
Start: 09:30 Flag 09:55 End: 09:57

MCRCB BULLETIN TK081

2013 MCE British Superbike Championship - Round 5

2013 Monster Energy British Motostar Championship

QUALIFYING 1 - SECTOR ANALYSIS

SECTOR 1 = FL to I1, SECTOR 2 = I1 to I2, SECTOR 3 = I2 to FL, DIFF = Difference To Personal Best Lap

7 - 42.834 99.8 48.096 113.7 **45.035** 106.8 2:15.965 (2) 78.60 0.427 09:51:47.961

P28		7		Jamie ASHBY			Honda - JPA Racing				
LAP	SECTOR 1		SECTOR 2		SECTOR 3		LAP TIME	MPH	DIFF	TIME OF DAY	
1 -	OUTLAP	85.8	53.046	108.9	48.299	113.5	2:37.082	68.04	21.370	09:32:41.881	
2 -	44.283	94.5	50.777	113.3	47.339	112.4	2:22.399	75.05	6.687	09:35:04.280	
3 -	43.570	99.4	49.347	113.5	46.781	112.2	2:19.698	76.50	3.986	09:37:23.978	
4 -	43.262	98.9	49.078	115.3	46.060	112.0	2:18.400	77.22	2.688	09:39:42.378	
5 -	43.088	102.7	49.468	114.5	46.240	111.2	2:18.796	77.00	3.084	09:42:01.174	
6 -	43.551	101.9	49.127	116.9	45.678	111.4	2:18.356	77.25	2.644	09:44:19.530	
7 -	42.502	104.0	48.251	116.3	45.236	111.4	2:15.989	78.59	0.277	09:46:35.519	
8 -	42.634	103.0	47.991	114.9	45.087	110.9	2:15.712 (1)	78.75		09:48:51.231	
9 -	42.279	102.1	48.054	115.9	45.406	110.1	2:15.739 (3)	78.73	0.027	09:51:06.970	
10 -	42.165	104.8	48.218	116.5	45.440	110.3	2:15.823	78.69	0.111	09:53:22.793	
11 -	42.695	103.8	48.235	116.1	44.796	112.2	2:15.726 (2)	78.74	0.014	09:55:38.519	

P29		71		David WALES			Honda - TAD Racing				
LAP	SECTOR 1		SECTOR 2		SECTOR 3		LAP TIME	MPH	DIFF	TIME OF DAY	
1 -	44.742	102.1	49.569	115.1	46.564	112.2	2:20.875	75.86	2.625	09:34:55.700	
2 -	44.267	100.9	49.450	114.7	46.421	112.4	2:20.138 (3)	76.26	1.888	09:37:15.838	
3 -	43.011	105.3	48.939	115.3	46.300	112.9	2:18.250 (1)	77.30		09:39:34.088	
4 -	43.368	100.7	49.054	115.9	46.090	112.0	2:18.512 (2)	77.16	0.262	09:41:52.600	

MCRCB BULLETIN TK082**2013 MCE British Superbike Championship - Round 5****2013 Monster Energy British Motostar Championship****QUALIFYING 1 - BEST SPEEDS**

SECTOR 1				SECTOR 2			FINISH LINE		
POS	NO	NAME	MPH	NO	NAME	MPH	NO	NAME	MPH
1	66	Joe IRVING	116.9	66	Joe IRVING	131.3	66	Joe IRVING	124.7
2	95	Tarran MACKENZIE	115.1	64	Asher DURHAM	129.3	64	Asher DURHAM	122.6
3	17	Tom CARNE	114.3	3	Taz TAYLOR	128.8	17	Tom CARNE	121.7
4	34	Jordan WEAVING	114.1	17	Tom CARNE	128.8	95	Tarran MACKENZIE	121.7
5	22	Stephanie WADDELOW	113.3	42	James HOBSON	127.8	3	Taz TAYLOR	121.5
6	3	Taz TAYLOR	113.1	22	Stephanie WADDELOW	127.5	22	Stephanie WADDELOW	120.4
7	43	Arnie SHELTON	112.9	95	Tarran MACKENZIE	127.5	42	James HOBSON	120.4
8	64	Asher DURHAM	112.7	40	Joe FRANCIS	127.0	80	Callum BEY	120.2
9	40	Joe FRANCIS	112.2	43	Arnie SHELTON	126.8	79	Chris TAYLOR	120.0
10	36	Jayson URIBE	111.6	80	Callum BEY	126.8	34	Jordan WEAVING	119.8
11	35	Elliot LODGE	111.4	44	Jake BAYFORD	126.3	10	Peter SUTHERLAND	119.4
12	10	Peter SUTHERLAND	111.2	34	Jordan WEAVING	126.1	43	Arnie SHELTON	119.1
13	12	Edward RENDELL	111.2	28	Bradley RAY	125.4	40	Joe FRANCIS	118.7
14	42	James HOBSON	111.1	13	Sam BURMAN	124.7	24	Daniel COSTILLA	118.3
15	28	Bradley RAY	110.9	86	Bradley HUGHES	124.5	41	Milo WARD	118.3
16	13	Sam BURMAN	110.5	10	Peter SUTHERLAND	124.2	35	Elliot LODGE	118.1
17	80	Callum BEY	110.5	12	Edward RENDELL	123.8	18	Paul DOBB	117.7
18	44	Jake BAYFORD	110.0	35	Elliot LODGE	123.8	28	Bradley RAY	117.7
19	86	Bradley HUGHES	110.0	24	Daniel COSTILLA	123.5	13	Sam BURMAN	117.5
20	24	Daniel COSTILLA	109.4	36	Jayson URIBE	123.1	86	Bradley HUGHES	117.3
21	18	Paul DOBB	108.4	18	Paul DOBB	122.6	12	Edward RENDELL	116.9
22	41	Milo WARD	108.4	79	Chris TAYLOR	121.7	44	Jake BAYFORD	116.5
23	72	Ricky TARREN	107.7	41	Milo WARD	121.5	36	Jayson URIBE	116.1
24	65	Josh OWENS	105.5	72	Ricky TARREN	119.1	7	Jamie ASHBY	113.5
25	71	David WALES	105.3	7	Jamie ASHBY	116.9	71	David WALES	112.9
26	7	Jamie ASHBY	104.8	65	Josh OWENS	116.3	69	Ryan BRAIN	112.7
27	69	Ryan BRAIN	104.5	71	David WALES	115.9	72	Ricky TARREN	112.5
28	77	Jason VERNON	100.1	69	Ryan BRAIN	113.9	77	Jason VERNON	112.5
29	79	Chris TAYLOR	99.7	77	Jason VERNON	113.9	65	Josh OWENS	111.4

Weather / Track : Sunny / Dry

Results can be found at www.tsl-timing.com

Snetterton 300

Circuit Length = 2.9689 miles

Start: 09:30 Flag 09:55 End: 09:57

Printed - 10:00 Saturday, 06 July 2013

MCRCB BULLETIN TK083

2013 MCE British Superbike Championship - Round 5

2013 Monster Energy British Motostar Championship

QUALIFYING 1 - BEST SECTORS

SECTOR 1			SECTOR 2			SECTOR 3			IDEAL / BEST COMPARISON						
POS	NO	NAME	TIME	NO	NAME	TIME	NO	NAME	TIME	POS	NO	NAME	IDEAL	BEST	DIFF
1	34	WEAVING	37.938	34	WEAVING	43.271	40	FRANCIS	40.295				PERFECT LAP	2:01.504	
2	40	FRANCIS	38.476	95	MACKENZIE	43.496	95	MACKENZIE	40.391	1	34	WEAVING	2:01.630	2:01.689	0.059
3	95	MACKENZIE	38.482	66	IRVING	43.617	34	WEAVING	40.421	2	95	MACKENZIE	2:02.369	2:02.529	0.160
4	66	IRVING	38.528	40	FRANCIS	43.771	28	RAY	40.424	3	40	FRANCIS	2:02.542	2:02.694	0.152
5	28	RAY	38.910	17	CARNE	44.126	66	IRVING	40.566	4	66	IRVING	2:02.711	2:02.851	0.140
6	17	CARNE	38.945	28	RAY	44.220	17	CARNE	40.672	5	28	RAY	2:03.554	2:03.581	0.027
7	43	SHELTON	38.956	43	SHELTON	44.354	43	SHELTON	41.027	6	17	CARNE	2:03.743	2:03.837	0.094
8	12	RENDELL	39.059	35	LODGE	44.579	12	RENDELL	41.150	7	43	SHELTON	2:04.337	2:04.379	0.042
9	35	LODGE	39.222	12	RENDELL	44.623	10	SUTHERLAND	41.221	8	12	RENDELL	2:04.832	2:05.087	0.255
10	80	BEY	39.597	80	BEY	44.856	35	LODGE	41.340	9	35	LODGE	2:05.141	2:05.141	0.000
11	3	TAYLOR	39.669	3	TAYLOR	45.006	86	HUGHES	41.545	10	80	BEY	2:06.123	2:06.123	0.000
12	86	HUGHES	39.715	10	SUTHERLAND	45.096	80	BEY	41.670	11	10	SUTHERLAND	2:06.124	2:06.124	0.000
13	10	SUTHERLAND	39.807	86	HUGHES	45.100	42	HOBSON	42.010	12	86	HUGHES	2:06.360	2:06.651	0.291
14	36	URIBE	39.875	22	WADDELOW	45.433	3	TAYLOR	42.076	13	3	TAYLOR	2:06.751	2:06.931	0.180
15	44	BAYFORD	39.890	44	BAYFORD	45.451	22	WADDELOW	42.345	14	22	WADDELOW	2:07.741	2:07.877	0.136
16	22	WADDELOW	39.963	42	HOBSON	45.558	44	BAYFORD	42.427	15	44	BAYFORD	2:07.768	2:07.950	0.182
17	41	WARD	40.034	41	WARD	45.560	41	WARD	42.444	16	41	WARD	2:08.038	2:08.320	0.282
18	64	DURHAM	40.382	24	COSTILLA	45.761	64	DURHAM	42.826	17	42	HOBSON	2:08.217	2:08.266	0.049
19	24	COSTILLA	40.465	64	DURHAM	45.814	72	TARREN	42.991	18	36	URIBE	2:08.739	2:09.401	0.662
20	42	HOBSON	40.649	36	URIBE	45.835	36	URIBE	43.029	19	64	DURHAM	2:09.022	2:09.255	0.233
21	72	TARREN	40.676	72	TARREN	46.308	13	BURMAN	43.274	20	24	COSTILLA	2:09.589	2:09.637	0.048
22	13	BURMAN	41.013	13	BURMAN	46.430	24	COSTILLA	43.363	21	72	TARREN	2:09.975	2:10.520	0.545
23	18	DOBB	41.068	65	OWENS	46.840	65	OWENS	43.763	22	13	BURMAN	2:10.717	2:10.717	0.000
24	69	BRAIN	41.579	18	DOBB	47.030	79	TAYLOR	43.911	23	18	DOBB	2:12.369	2:12.512	0.143
25	79	TAYLOR	41.827	69	BRAIN	47.151	69	BRAIN	44.115	24	65	OWENS	2:12.502	2:12.883	0.381
26	65	OWENS	41.899	79	TAYLOR	47.176	18	DOBB	44.271	25	69	BRAIN	2:12.845	2:14.982	2.137
27	7	ASHBY	42.165	77	VERNON	47.833	7	ASHBY	44.796	26	79	TAYLOR	2:12.914	2:13.483	0.569
28	77	VERNON	42.335	7	ASHBY	47.991	77	VERNON	45.035	27	7	ASHBY	2:14.952	2:15.712	0.760
29	71	WALES	43.011	71	WALES	48.939	71	WALES	46.090	28	77	VERNON	2:15.203	2:15.538	0.335
										29	71	WALES	2:18.040	2:18.250	0.210

Weather / Track : Sunny / Dry

Results can be found at www.tsl-timing.com

Snetterton 300

Circuit Length = 2.9689 miles

Start: 09:30 Flag 09:55 End: 09:57

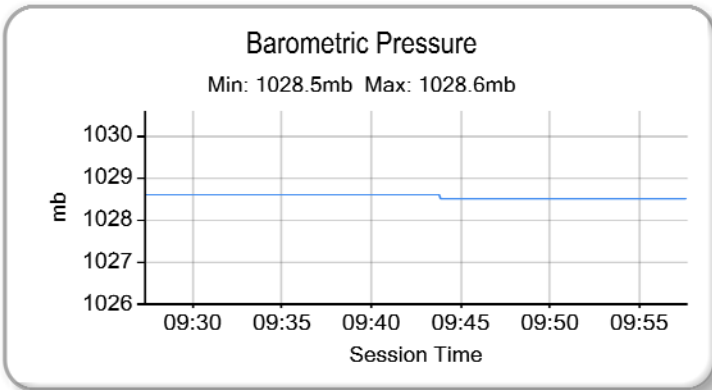
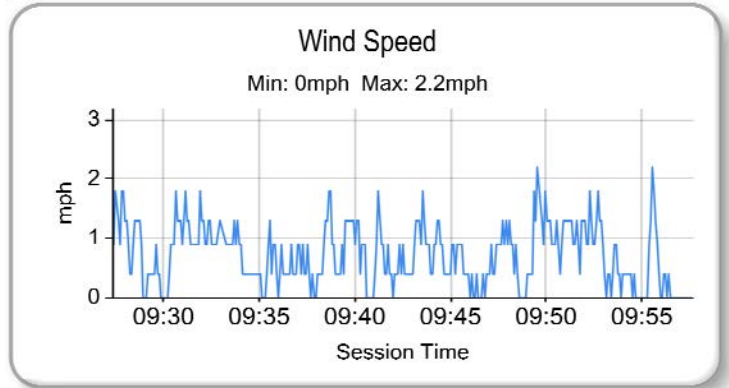
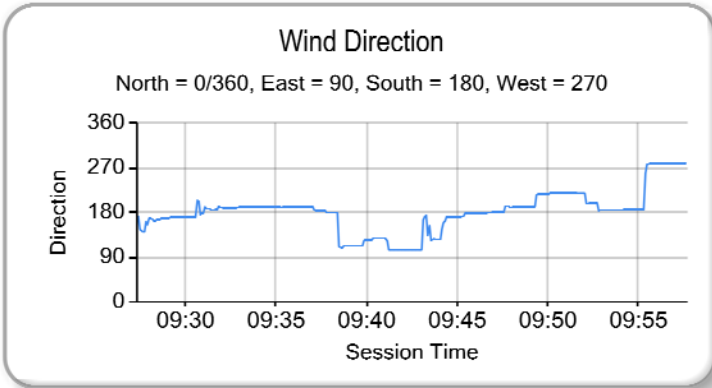
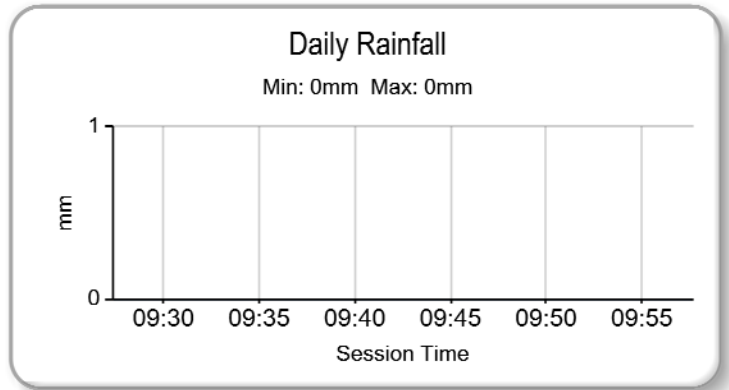
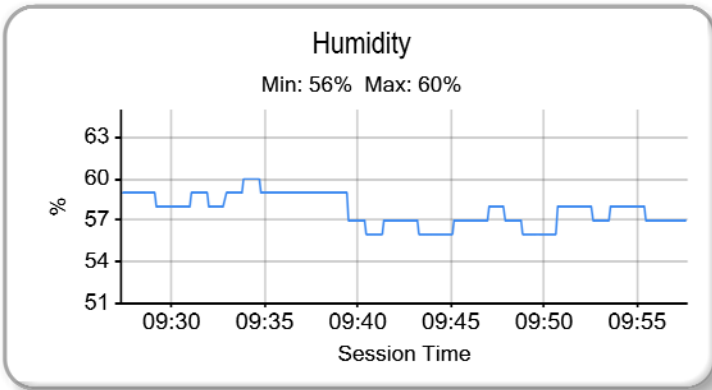
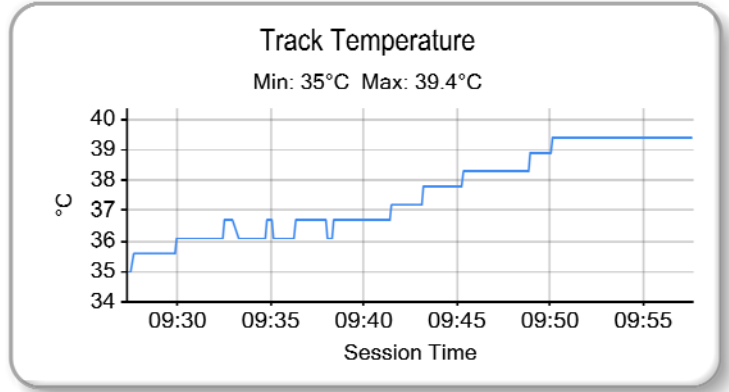
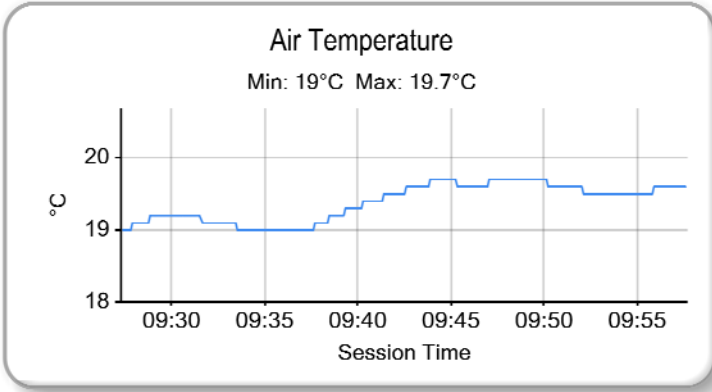
Printed - 10:00 Saturday, 06 July 2013

MCRCB BULLETIN TK084

2013 MCE British Superbike Championship - Round 5

2013 Monster Energy British Motostar Championship

QUALIFYING 1 - WEATHER CONDITIONS



Weather / Track : Sunny / Dry

Results can be found at www.tsl-timing.com

Snetterton 300
Circuit Length = 2.9689 miles
Start: 09:30 Flag 09:55 End: 09:57

Printed - 10:01 Saturday, 06 July 2013

QUALIFYING - COMBINED CLASSIFICATION



POS	NO	CL	PIC	NAME	ENTRY	FIRST		SECOND		GAP	DIFF
						TIME	LAPS	TIME	LAPS		
1	34	M3	1	Jordan WEAVING	KTM - Jordan Racing / Burkert	2:01.689	11	2:02.248	11		
2	95	M3	2	Tarran MACKENZIE	KTM - Redline KTM	2:02.529	12	2:01.973	12	0.284	0.284
3	40	M3	3	Joe FRANCIS	Honda - Team WD40	2:02.694	11	2:03.636	11	1.005	0.721
4	66	M3	4	Joe IRVING	KTM - RS Racing / The Toad and Tatie Pub	2:02.851	9	2:03.117	10	1.162	0.157
5	28		1	Bradley RAY	Honda - FAB Racing / SP125	2:03.581	10	2:03.089	11	1.400	0.238
6	17		2	Tom CARNE	Honda - TC Racing / SP125 racing	2:03.837	12	2:03.904	12	2.148	0.748
7	43		3	Arnie SHELTON	Honda - e3 motorsport	2:04.379	10	2:04.053	11	2.364	0.216
8	12		4	Edward RENDELL	Honda - Banks Racing	2:05.087	11	2:04.494	11	2.805	0.441
9	35		5	Elliot LODGE	Honda - SP125 / SpikeRacing	2:05.141	11	2:05.536	12	3.452	0.647
10	10		6	Peter SUTHERLAND	Aprilia - Kinpac Racing	2:06.124	11	2:05.484	11	3.795	0.343
11	80		7	Callum BEY	Honda - RCD Motorsport	2:06.123	12	2:05.518	12	3.829	0.034
12	3		8	Taz TAYLOR	Luyten Honda - FPW Racing	2:06.931	11	2:06.229	12	4.540	0.711
13	86		9	Bradley HUGHES	KTM - Creswell Racing	2:06.651	11	2:06.322	11	4.633	0.093
14	22		10	Stephanie WADDELOW	Aprilia - Moto Strada	2:07.877	11	2:07.020	11	5.331	0.698
15	41		11	Milo WARD	Luyten Honda - FPW Racing	2:08.320	11	2:07.718	10	6.029	0.698
16	44		12	Jake BAYFORD	Honda - j4ke.com	2:07.950	11	2:10.188	11	6.261	0.232
17	42	M3	5	James HOBSON	Honda - Two 4 Motorsport	2:08.266	12	2:09.125	11	6.577	0.316
18	64		13	Asher DURHAM	Seel Honda - Repli-Cast UK	2:09.255	12	2:09.603	12	7.566	0.989
19	36		14	Jayson URIBE	Honda - Rock and Sons Racing	2:09.401	10	2:09.724	11	7.712	0.146
20	24		15	Daniel COSTILLA	Honda - Repli-Cast UK	2:09.637	11	2:10.474	10	7.948	0.236
21	13	M3	6	Sam BURMAN	Honda - WNT / Burman Racing	2:10.717	12	2:09.800	12	8.111	0.163
22	72		16	Ricky TARREN	Honda - Creswell Racing	2:10.520	10		0	8.831	0.720
23	18		17	Paul DOBB	Honda - PDR	2:12.512	11	2:12.662	11	10.823	1.992
24	65		18	Josh OWENS	Honda - Trax Hydraulics	2:12.883	11	2:12.568	11	10.879	0.056
25	79	M3	7	Chris TAYLOR	Honda - Elevator Bridle & Saddle Co / Coventry Ducati	2:13.483	10	2:14.449	9	11.794	0.915
26	77		19	Jason VERNON	Honda - SGR Racing	2:15.538	7	2:13.987	10	12.298	0.504
27	7		20	Jamie ASHBY	Honda - JPA Racing	2:15.712	11	2:14.090	11	12.401	0.103

QUALIFYING LAPTIME (110.0% of 2:01.973) = 2:14.170

28	69		21	Ryan BRAIN	KTM - Creswell Racing	2:14.982	2		2	13.293	0.892
29	71		22	David WALES	Honda - TAD Racing	2:18.250	4	2:17.446	10	15.757	2.464

Weather / Track : Sunny / Dry

These results are provisional until the conclusion of any judicial and technical matters.

Snetterton 300

Circuit Length = 2.9689 miles

Start: 14:06 Flag 14:31 End: 14:34

Race Director :	Stewards :	Timekeeper :
-----------------	------------	--------------

Results can be found at www.britishsuperbike.com

Printed - 14:34 Saturday, 06 July 2013

QUALIFYING 2 - CLASSIFICATION



POS	NO	CL	PIC NAME	ENTRY	TIME	ON	LAPS	GAP	DIFF	MPH
1	95	M3	1 Tarran MACKENZIE	KTM - Redline KTM	2:01.973	8	12			87.62
2	34	M3	2 Jordan WEAVING	KTM - Jordan Racing / Burkert	2:02.248	10	11	0.275	0.275	87.42
3	28		1 Bradley RAY	Honda - FAB Racing / SP125	2:03.089	8	11	1.116	0.841	86.83
4	66	M3	3 Joe IRVING	KTM - RS Racing / The Toad and Tatie Pub	2:03.117	10	10	1.144	0.028	86.81
5	40	M3	4 Joe FRANCIS	Honda - Team WD40	2:03.636	9	11	1.663	0.519	86.44
6	17		2 Tom CARNE	Honda - TC Racing / SP125 racing	2:03.904	8	12	1.931	0.268	86.26
7	43		3 Arnie SHELTON	Honda - e3 motorsport	2:04.053	10	11	2.080	0.149	86.15
8	12		4 Edward RENDELL	Honda - Banks Racing	2:04.494	11	11	2.521	0.441	85.85
9	10		5 Peter SUTHERLAND	Aprilia - Kinpac Racing	2:05.484	7	11	3.511	0.990	85.17
10	80		6 Callum BEY	Honda - RCD Motorsport	2:05.518	12	12	3.545	0.034	85.15
11	35		7 Elliot LODGE	Honda - SP125 / SpikeRacing	2:05.536	12	12	3.563	0.018	85.13
12	3		8 Taz TAYLOR	Luyten Honda - FPW Racing	2:06.229	10	12	4.256	0.693	84.67
13	86		9 Bradley HUGHES	KTM - Creswell Racing	2:06.322	11	11	4.349	0.093	84.60
14	22		10 Stephanie WADDELOW	Aprilia - Moto Strada	2:07.020	11	11	5.047	0.698	84.14
15	41		11 Milo WARD	Luyten Honda - FPW Racing	2:07.718	10	10	5.745	0.698	83.68
16	42	M3	5 James HOBSON	Honda - Two 4 Motorsport	2:09.125	9	11	7.152	1.407	82.77
17	64		12 Asher DURHAM	Seel Honda - Repli-Cast UK	2:09.603	10	12	7.630	0.478	82.46
18	36		13 Jayson URIBE	Honda - Rock and Sons Racing	2:09.724	10	11	7.751	0.121	82.39
19	13	M3	6 Sam BURMAN	Honda - WNT / Burman Racing	2:09.800	8	12	7.827	0.076	82.34
20	44		14 Jake BAYFORD	Honda - j4ke.com	2:10.188	10	11	8.215	0.388	82.09
21	24		15 Daniel COSTILLA	Honda - Repli-Cast UK	2:10.474	10	10	8.501	0.286	81.91
22	65		16 Josh OWENS	Honda - Trax Hydraulics	2:12.568	9	11	10.595	2.094	80.62
23	18		17 Paul DOBB	Honda - PDR	2:12.662	4	11	10.689	0.094	80.56
24	77		18 Jason VERNON	Honda - SGR Racing	2:13.987	6	10	12.014	1.325	79.76
25	7		19 Jamie ASHBY	Honda - JPA Racing	2:14.090	8	11	12.117	0.103	79.70

QUALIFYING LAPTIME (110.0% of 2:01.973) = 2:14.170

26	79	M3	7 Chris TAYLOR	Honda - Elevator Bridle & Saddle Co / Coventry Ducati	2:14.449	9	9	12.476	0.359	79.49
27	71		20 David WALES	Honda - TAD Racing	2:17.446	2	10	15.473	2.997	77.76
28	69		21 Ryan BRAIN	KTM - Creswell Racing			2			
29	72		22 Ricky TARREN	Honda - Creswell Racing						

Weather / Track : Sunny / Dry

These results are provisional until the conclusion of any judicial and technical matters.

Snetterton 300

Circuit Length = 2.9689 miles

Start: 14:06 Flag 14:31 End: 14:34

Race Director :	Stewards :	Timekeeper :
-----------------	------------	--------------

Results can be found at www.britishsuperbike.com

Printed - 14:36 Saturday, 06 July 2013

MCRCB BULLETIN TK128

2013 MCE British Superbike Championship - Round 5

2013 Monster Energy British Motostar Championship

QUALIFYING 2 - SECTOR ANALYSIS

SECTOR 1 = FL to I1, SECTOR 2 = I1 to I2, SECTOR 3 = I2 to FL, DIFF = Difference To Personal Best Lap

P1	95 M3	Tarran MACKENZIE					KTM - Redline KTM				
LAP	SECTOR 1		SECTOR 2		SECTOR 3		LAP TIME	MPH	DIFF	TIME OF DAY	
1 -	OUTLAP	87.0	48.291	121.7	42.623	119.6	2:23.119	74.67	21.146	14:09:59.167	
2 -	41.106	93.9	46.615	126.6	40.977	121.3	2:08.698	83.04	6.725	14:12:07.865	
3 -	38.316	112.9	44.201	124.2	41.089	121.3	2:03.606	86.46	1.633	14:14:11.471	
4 -	38.823	109.2	44.663	126.1	IN PIT		3:04.443	P 57.94	1:02.470	14:17:15.914	
5 -	OUTLAP	110.1	44.147	124.2	40.980	120.9	2:07.306	83.95	5.333	14:19:23.220	
6 -	38.330	113.9	43.508	124.2	40.525	121.7	2:02.363	(2) 87.34	0.390	14:21:25.583	
7 -	38.922	112.0	43.737	124.9	40.272	121.1	2:02.931	86.94	0.958	14:23:28.514	
8 -	38.100	113.9	43.638	125.9	40.235	120.6	2:01.973	(1) 87.62		14:25:30.487	
9 -	38.371	112.7	43.897	126.3	40.206	119.6	2:02.474	(3) 87.26	0.501	14:27:32.961	
10 -	38.417	113.1	43.871	126.8	40.593	121.3	2:02.881	86.97	0.908	14:29:35.842	
11 -	39.207	111.1	44.355	124.2	41.555	119.8	2:05.117	85.42	3.144	14:31:40.959	
12 -	38.520	111.4	43.989	125.2	40.484	120.4	2:02.993	86.89	1.020	14:33:43.952	

P2	34 M3	Jordan WEAVING					KTM - Jordan Racing / Burkert				
LAP	SECTOR 1		SECTOR 2		SECTOR 3		LAP TIME	MPH	DIFF	TIME OF DAY	
1 -	OUTLAP	81.9	51.531	100.4	45.689	109.6	2:32.820	69.93	30.572	14:09:59.323	
2 -	41.753	92.1	45.336	122.2	IN PIT		2:49.020	P 63.23	46.772	14:12:48.343	
3 -	OUTLAP	108.4	44.641	118.9	41.159	116.1	2:07.612	83.75	5.364	14:14:55.955	
4 -	38.629	111.4	44.249	120.0	IN PIT		2:32.758	P 69.96	30.510	14:17:28.713	
5 -	OUTLAP	110.5	44.064	123.8	41.847	118.5	2:08.109	83.42	5.861	14:19:36.822	
6 -	38.536	111.6	43.768	122.9	40.580	118.9	2:02.884	(2) 86.97	0.636	14:21:39.706	
7 -	42.714	63.2	55.478	71.9	50.045	113.5	2:28.237	72.10	25.989	14:24:07.943	
8 -	50.414	63.7	48.077	121.5	41.262	117.7	2:19.753	76.47	17.505	14:26:27.696	
9 -	38.541	113.3	43.969	125.2	40.708	117.1	2:03.218	(3) 86.74	0.970	14:28:30.914	
10 -	38.310	112.9	43.313	125.4	40.625	117.5	2:02.248	(1) 87.42		14:30:33.162	
11 -	40.188	108.5	44.057	121.1	41.604	119.1	2:05.849	84.92	3.601	14:32:39.011	

P3	28	Bradley RAY					Honda - FAB Racing / SP125				
LAP	SECTOR 1		SECTOR 2		SECTOR 3		LAP TIME	MPH	DIFF	TIME OF DAY	
1 -	OUTLAP	101.0	46.548	124.9	43.700	119.8	2:18.556	77.13	15.467	14:09:24.169	
2 -	47.081	85.8	54.583	84.3	42.677	117.7	2:24.341	74.04	21.252	14:11:48.510	
3 -	39.373	111.2	44.324	124.0	40.821	120.4	2:04.518	85.83	1.429	14:13:53.028	
4 -	39.608	111.2	44.486	124.2	41.305	117.1	2:05.399	85.23	2.310	14:15:58.427	
5 -	41.163	102.1	53.067	108.4	IN PIT		4:46.554	P 37.29	2:43.465	14:20:44.981	
6 -	OUTLAP	72.0	52.790	106.8	41.710	118.9	2:26.966	72.72	23.877	14:23:11.947	
7 -	39.101	110.7	44.280	123.8	40.488	116.5	2:03.869	(3) 86.28	0.780	14:25:15.816	
8 -	39.032	111.4	43.844	123.5	40.213	116.5	2:03.089	(1) 86.83		14:27:18.905	
9 -	41.466	93.3	49.260	120.6	41.487	116.7	2:12.213	80.83	9.124	14:29:31.118	
10 -	38.850	111.8	43.691	124.9	40.690	118.7	2:03.231	(2) 86.73	0.142	14:31:34.349	
11 -	38.778	112.2	44.143	125.9	53.917	115.1	2:16.838	78.10	13.749	14:33:51.187	

P4	66 M3	Joe IRVING					KTM - RS Racing / The Toad and Tatle Pub				
LAP	SECTOR 1		SECTOR 2		SECTOR 3		LAP TIME	MPH	DIFF	TIME OF DAY	
1 -	39.156	116.3	45.047	127.0	41.519	123.5	2:05.722	85.01	2.605	14:11:11.063	
2 -	38.908	116.1	44.277	128.8	41.763	122.0	2:04.948	85.54	1.831	14:13:16.011	
3 -	39.114	115.7	44.245	127.0	41.371	123.3	2:04.730	85.68	1.613	14:15:20.741	
4 -	39.342	115.9	44.356	127.3	IN PIT		4:12.476	P 42.33	2:09.359	14:19:33.217	
5 -	OUTLAP	113.5	44.778	128.0	41.314	123.8	2:10.045	82.18	6.928	14:21:43.262	
6 -	38.889	115.1	44.176	129.0	40.988	124.0	2:04.053	86.15	0.936	14:23:47.315	
7 -	38.594	116.7	43.658	131.3	41.031	124.5	2:03.283	(3) 86.69	0.166	14:25:50.598	
8 -	39.544	115.7	44.189	123.3	41.641	122.4	2:05.374	85.24	2.257	14:27:55.972	
9 -	38.883	116.9	43.505	130.3	40.743	123.3	2:03.131	(2) 86.80	0.014	14:29:59.103	
10 -	38.481	115.3	43.771	129.0	40.865	123.8	2:03.117	(1) 86.81		14:32:02.220	

P5	40 M3	Joe FRANCIS					Honda - Team WD40				
LAP	SECTOR 1		SECTOR 2		SECTOR 3		LAP TIME	MPH	DIFF	TIME OF DAY	
1 -	OUTLAP	88.3	51.223	108.9	44.114	111.4	2:34.715	69.08	31.079	14:09:52.514	
2 -	40.857	104.0	45.322	118.5	43.113	116.9	2:09.292	82.66	5.656	14:12:01.806	

Weather / Track : Sunny / Dry

Snetterton 300
Circuit Length = 2.9689 miles
Start: 14:06 Flag 14:31 End: 14:34

MCRCB BULLETIN TK128

2013 MCE British Superbike Championship - Round 5

2013 Monster Energy British Motostar Championship

QUALIFYING 2 - SECTOR ANALYSIS

SECTOR 1 = FL to I1, SECTOR 2 = I1 to I2, SECTOR 3 = I2 to FL, DIFF = Difference To Personal Best Lap

3 -	39.225	108.9	44.461	123.3	41.043	118.5	2:04.729	(3)	85.69	1.093	14:14:06.535
4 -	40.557	85.3	48.117	123.1	44.714	108.9	2:13.388		80.12	9.752	14:16:19.923
5 -	41.610	96.1	46.144	113.9	42.311	117.1	2:10.065		82.17	6.429	14:18:29.988
6 -	38.756	110.0	45.034	117.9	IN PIT		3:12.527	P	55.51	1:08.891	14:21:42.515
7 -	OUTLAP	75.4	50.913	77.4	50.466	118.1	2:26.392		73.01	22.756	14:24:08.907
8 -	42.503	89.0	45.777	121.7	40.766	116.3	2:09.046		82.82	5.410	14:26:17.953
9 -	38.818	110.5	44.112	123.5	40.706	116.7	2:03.636	(1)	86.44		14:28:21.589
10 -	39.708	91.5	51.831	125.4	40.918	117.7	2:12.457		80.69	8.821	14:30:34.046
11 -	38.971	107.8	44.339	124.5	41.375	115.9	2:04.685	(2)	85.72	1.049	14:32:38.731

P6	17	Tom CARNE		Honda - TC Racing / SP125 racing							
LAP	SECTOR 1	SECTOR 2	SECTOR 3	LAP TIME	MPH	DIFF	TIME OF DAY				
1 -	OUTLAP	103.2	45.881	128.5	43.612	121.7	2:18.007	77.44	14.103	14:09:24.410	
2 -	47.948	82.0	54.014	79.4	43.611	121.1	2:25.573	73.42	21.669	14:11:49.983	
3 -	40.644	102.9	45.359	126.1	41.771	119.6	2:07.774	83.64	3.870	14:13:57.757	
4 -	39.143	108.4	45.884	125.9	IN PIT		2:54.330	P	61.30	50.426	14:16:52.087
5 -	OUTLAP	104.8	45.658	124.9	42.797	118.7	2:15.527	78.86	11.623	14:19:07.614	
6 -	39.161	112.9	44.614	125.2	41.131	119.8	2:04.906	85.56	1.002	14:21:12.520	
7 -	39.291	111.6	44.270	126.6	40.936	120.4	2:04.497	85.85	0.593	14:23:17.017	
8 -	38.723	113.1	44.143	127.5	41.038	118.7	2:03.904	(1)	86.26		14:25:20.921
9 -	39.134	112.7	44.059	128.3	40.987	119.6	2:04.180	(3)	86.06	0.276	14:27:25.101
10 -	39.762	113.1	44.026	126.6	41.123	118.7	2:04.911	85.56	1.007	14:29:30.012	
11 -	39.013	112.5	43.998	125.9	41.021	119.6	2:04.032	(2)	86.17	0.128	14:31:34.044
12 -	38.859	112.7	44.008	127.3	41.341	117.7	2:04.208	86.04	0.304	14:33:38.252	

P7	43	Arnie SHELTON		Honda - e3 motorsport							
LAP	SECTOR 1	SECTOR 2	SECTOR 3	LAP TIME	MPH	DIFF	TIME OF DAY				
1 -	OUTLAP	92.4	47.963	125.2	43.094	122.6	2:20.536	76.05	16.483	14:09:24.609	
2 -	40.739	105.3	58.849	59.9	45.654	118.1	2:25.242	73.58	21.189	14:11:49.851	
3 -	39.550	108.5	45.248	122.2	41.539	117.9	2:06.337	84.59	2.284	14:13:56.188	
4 -	39.355	105.3	44.885	124.2	40.880	119.4	2:05.120	85.42	1.067	14:16:01.308	
5 -	39.509	109.2	52.170	89.2	IN PIT		4:44.745	P	37.53	2:40.692	14:20:46.053
6 -	OUTLAP	85.1	53.903	83.9	43.475	118.7	2:27.333	72.54	23.280	14:23:13.386	
7 -	39.035	111.6	44.083	126.1	41.736	117.1	2:04.854	85.60	0.801	14:25:18.240	
8 -	39.099	110.9	44.373	124.2	40.834	116.9	2:04.306	(2)	85.98	0.253	14:27:22.546
9 -	39.185	111.1	44.125	123.1	41.099	117.1	2:04.409	85.91	0.356	14:29:26.955	
10 -	38.979	111.8	44.283	122.6	40.791	117.3	2:04.053	(1)	86.15		14:31:31.008
11 -	38.964	109.8	44.079	124.0	41.330	119.6	2:04.373	(3)	85.93	0.320	14:33:35.381

P8	12	Edward RENDELL		Honda - Banks Racing							
LAP	SECTOR 1	SECTOR 2	SECTOR 3	LAP TIME	MPH	DIFF	TIME OF DAY				
1 -	OUTLAP	106.0	45.788	122.6	42.798	118.1	2:16.734	78.16	12.240	14:09:25.039	
2 -	40.860	110.0	47.482	123.1	43.214	116.1	2:11.556	81.24	7.062	14:11:36.595	
3 -	39.958	110.7	45.181	121.3	41.938	115.5	2:07.077	84.10	2.583	14:13:43.672	
4 -	39.681	107.0	45.195	118.9	41.478	114.7	2:06.354	84.58	1.860	14:15:50.026	
5 -	39.624	110.5	44.943	119.6	41.683	113.3	2:06.250	84.65	1.756	14:17:56.276	
6 -	39.539	111.1	44.684	120.9	41.421	115.5	2:05.644	(2)	85.06	1.150	14:20:01.920
7 -	39.319	110.1	44.665	119.6	41.735	115.5	2:05.719	(3)	85.01	1.225	14:22:07.639
8 -	39.321	109.8	44.591	120.0	IN PIT		4:30.874	P	39.45	2:26.380	14:26:38.513
9 -	OUTLAP	111.4	44.594	123.5	IN PIT		2:52.549	P	61.94	48.055	14:29:31.062
10 -	OUTLAP	110.3	44.961	122.2	40.981	115.7	2:11.576	81.23	7.082	14:31:42.638	
11 -	38.960	111.2	44.437	122.4	41.097	114.9	2:04.494	(1)	85.85		14:33:47.132

P9	10	Peter SUTHERLAND		Aprilia - Kinpac Racing							
LAP	SECTOR 1	SECTOR 2	SECTOR 3	LAP TIME	MPH	DIFF	TIME OF DAY				
1 -	OUTLAP	109.8	45.506	124.5	42.044	116.7	2:12.767	80.50	7.283	14:09:06.614	
2 -	39.700	112.2	45.273	122.0	41.597	117.1	2:06.570	84.44	1.086	14:11:13.184	
3 -	39.986	111.4	45.519	121.7	41.611	116.5	2:07.116	84.08	1.632	14:13:20.300	
4 -	39.752	110.7	45.305	120.4	IN PIT		4:48.396	P	37.06	2:42.912	14:18:08.696
5 -	OUTLAP	100.0	45.549	123.1	42.316	116.5	2:11.959	80.99	6.475	14:20:20.655	
6 -	39.558	110.0	44.817	124.9	42.711	117.1	2:07.086	84.10	1.602	14:22:27.741	

Weather / Track : Sunny / Dry

Snetterton 300
Circuit Length = 2.9689 miles
Start: 14:06 Flag 14:31 End: 14:34

MCRCB BULLETIN TK128

2013 MCE British Superbike Championship - Round 5

2013 Monster Energy British Motostar Championship

QUALIFYING 2 - SECTOR ANALYSIS

SECTOR 1 = FL to I1, SECTOR 2 = I1 to I2, SECTOR 3 = I2 to FL, DIFF = Difference To Personal Best Lap

7 -	39.540	110.5	44.749	125.4	41.195	116.7	2:05.484	(1)	85.17		14:24:33.225
8 -	39.549	109.8	45.335	123.5	40.941	115.9	2:05.825	(3)	84.94	0.341	14:26:39.050
9 -	39.705	107.7	45.658	122.6	41.410	115.9	2:06.773		84.30	1.289	14:28:45.823
10 -	39.539	112.4	44.576	125.6	41.542	115.9	2:05.657	(2)	85.05	0.173	14:30:51.480
11 -	39.671	110.7	45.238	121.3	41.494	115.7	2:06.403		84.55	0.919	14:32:57.883

P10	80	Callum BEY					Honda - RCD Motorsport					
LAP	SECTOR 1	SECTOR 2		SECTOR 3		LAP TIME	MPH	DIFF	TIME OF DAY			
1 -	OUTLAP	106.0	48.182	97.3	44.102	117.1	2:19.874	76.41	14.356	14:09:14.587		
2 -	40.428	107.8	45.709	122.9	42.209	117.3	2:08.346	83.27	2.828	14:11:22.933		
3 -	43.827	87.7	47.211	123.1	42.480	117.9	2:13.518	80.04	8.000	14:13:36.451		
4 -	39.793	110.0	45.535	121.5	IN PIT		2:24.518	P	73.95	19.000	14:16:00.969	
5 -	OUTLAP	105.5	48.311	90.3	43.691	116.9	2:15.032	79.15	9.514	14:18:16.001		
6 -	39.583	110.3	45.303	124.7	41.839	118.7	2:06.725	84.34	1.207	14:20:22.726		
7 -	40.185	109.2	45.108	124.7	41.758	118.3	2:07.051	84.12	1.533	14:22:29.777		
8 -	39.725	108.5	45.769	124.5	41.815	117.3	2:07.309	83.95	1.791	14:24:37.086		
9 -	39.462	110.5	44.645	126.8	41.936	117.7	2:06.043	(2)	84.79	0.525	14:26:43.129	
10 -	39.645	110.3	45.129	124.9	41.884	114.9	2:06.658	(3)	84.38	1.140	14:28:49.787	
11 -	39.613	110.1	44.861	123.1	42.462	117.7	2:06.936		84.20	1.418	14:30:56.723	
12 -	39.512	109.8	44.590	125.9	41.416	116.1	2:05.518	(1)	85.15		14:33:02.241	

P11	35	Elliot LODGE					Honda - SP125 / SpikeRacing					
LAP	SECTOR 1	SECTOR 2		SECTOR 3		LAP TIME	MPH	DIFF	TIME OF DAY			
1 -	OUTLAP	96.9	48.496	118.1	43.923	114.1	2:20.533	76.05	14.997	14:09:34.733		
2 -	41.372	106.3	50.504	84.3	44.169	116.9	2:16.045	78.56	10.509	14:11:50.778		
3 -	40.158	105.6	46.005	122.4	42.951	115.9	2:09.114	82.78	3.578	14:13:59.892		
4 -	39.866	108.4	46.032	119.8	IN PIT		2:53.079	P	61.75	47.543	14:16:52.971	
5 -	OUTLAP	105.1	45.851	123.1	42.916	115.5	2:15.189	79.06	9.653	14:19:08.160		
6 -	39.695	110.3	45.358	119.4	42.126	116.1	2:07.179	84.03	1.643	14:21:15.339		
7 -	39.927	108.9	45.089	120.0	41.749	115.9	2:06.765	84.31	1.229	14:23:22.104		
8 -	39.547	110.3	44.887	120.9	41.686	115.1	2:06.120	(2)	84.74	0.584	14:25:28.224	
9 -	39.694	110.0	45.400	122.9	41.528	114.3	2:06.622		84.40	1.086	14:27:34.846	
10 -	39.481	110.3	45.122	121.7	42.509	114.3	2:07.112		84.08	1.576	14:29:41.958	
11 -	39.654	109.1	45.002	119.6	41.905	114.3	2:06.561	(3)	84.45	1.025	14:31:48.519	
12 -	39.332	110.1	44.723	121.5	41.481	115.1	2:05.536	(1)	85.13		14:33:54.055	

P12	3	Taz TAYLOR					Luyten Honda - FPW Racing					
LAP	SECTOR 1	SECTOR 2		SECTOR 3		LAP TIME	MPH	DIFF	TIME OF DAY			
1 -	OUTLAP	99.2	46.694	124.7	43.458	117.5	2:18.009	77.44	11.780	14:09:13.784		
2 -	41.286	111.2	46.393	126.1	43.014	118.7	2:10.693	81.78	4.464	14:11:24.477		
3 -	40.067	110.0	45.985	124.9	42.459	119.8	2:08.511	83.16	2.282	14:13:32.988		
4 -	41.469	100.9	47.416	119.1	43.250	118.5	2:12.135	80.88	5.906	14:15:45.123		
5 -	39.921	110.1	45.367	123.5	42.804	117.3	2:08.092	83.44	1.863	14:17:53.215		
6 -	39.975	108.7	45.192	125.2	42.489	120.2	2:07.656	83.72	1.427	14:20:00.871		
7 -	39.825	111.6	45.024	124.5	42.235	120.0	2:07.084	84.10	0.855	14:22:07.955		
8 -	39.342	110.0	44.777	126.8	42.736	118.9	2:06.855	84.25	0.626	14:24:14.810		
9 -	39.972	108.5	44.705	127.0	42.007	119.4	2:06.684	(2)	84.36	0.455	14:26:21.494	
10 -	39.536	112.2	44.629	126.1	42.064	118.3	2:06.229	(1)	84.67		14:28:27.723	
11 -	39.456	110.9	44.627	125.4	42.755	119.6	2:06.838		84.26	0.609	14:30:34.561	
12 -	39.277	110.3	45.587	125.2	41.881	118.7	2:06.745	(3)	84.32	0.516	14:32:41.306	

P13	86	Bradley HUGHES					KTM - Creswell Racing					
LAP	SECTOR 1	SECTOR 2		SECTOR 3		LAP TIME	MPH	DIFF	TIME OF DAY			
1 -	OUTLAP	94.9	50.727	102.2	44.651	113.1	2:31.855	70.38	25.533	14:10:00.348		
2 -	42.031	99.5	47.540	112.9	42.876	114.1	2:12.447	80.69	6.125	14:12:12.795		
3 -	40.310	106.8	45.888	119.4	42.101	114.7	2:08.299	83.30	1.977	14:14:21.094		
4 -	40.242	106.3	45.749	119.1	42.019	114.1	2:08.010	83.49	1.688	14:16:29.104		
5 -	43.480	91.6	50.515	106.6	IN PIT		4:26.940	P	40.03	2:20.618	14:20:56.044	
6 -	OUTLAP	97.2	47.055	112.7	42.490	114.1	2:15.739		78.73	9.417	14:23:11.783	
7 -	39.720	108.5	45.144	120.4	41.715	116.7	2:06.579	(3)	84.43	0.257	14:25:18.362	
8 -	39.608	108.7	45.220	120.6	41.517	113.1	2:06.345	(2)	84.59	0.023	14:27:24.707	

Snetterton 300

Circuit Length = 2.9689 miles

Start: 14:06 Flag 14:31 End: 14:34

Weather / Track : Sunny / Dry

MCRCB BULLETIN TK128

2013 MCE British Superbike Championship - Round 5

2013 Monster Energy British Motostar Championship

QUALIFYING 2 - SECTOR ANALYSIS

SECTOR 1 = FL to I1, SECTOR 2 = I1 to I2, SECTOR 3 = I2 to FL, DIFF = Difference To Personal Best Lap

9 -	40.691	109.1	45.965	120.0	42.028	113.9	2:08.684	83.05	2.362	14:29:33.391
10 -	40.064	103.5	46.561	120.2	41.814	114.5	2:08.439	83.21	2.117	14:31:41.830
11 -	39.741	109.8	45.183	121.5	41.398	114.5	2:06.322 (1)	84.60		14:33:48.152

P14 22		Stephanie WADDELOW					Aprilia - Moto Strada				
LAP	SECTOR 1	SECTOR 2	SECTOR 3	LAP TIME	MPH	DIFF	TIME OF DAY				
1 -	OUTLAP	96.6	49.093	124.9	44.971	120.6	2:25.319	73.54	18.299	14:09:20.996	
2 -	42.508	100.6	48.127	124.2	43.987	120.9	2:14.622	79.39	7.602	14:11:35.618	
3 -	40.771	110.1	46.560	124.9	43.848	120.4	2:11.179	81.47	4.159	14:13:46.797	
4 -	40.410	111.6	46.640	124.0	42.691	120.9	2:09.741	82.38	2.721	14:15:56.538	
5 -	40.316	111.8	45.950	124.9	42.729	118.9	2:08.995	82.85	1.975	14:18:05.533	
6 -	40.039	113.1	45.920	123.5	42.901	120.2	2:08.860	82.94	1.840	14:20:14.393	
7 -	40.259	111.8	45.408	124.5	42.321	119.8	2:07.988 (3)	83.50	0.968	14:22:22.381	
8 -	39.808	112.2	45.453	124.7	41.976	119.4	2:07.237 (2)	84.00	0.217	14:24:29.618	
9 -	41.919	105.5	46.734	126.6	IN PIT		3:10.221 P	56.18	1:03.201	14:27:39.839	
10 -	OUTLAP	110.7	45.875	125.4	42.151	119.1	2:14.471	79.48	7.451	14:29:54.310	
11 -	39.577	113.7	45.443	124.5	42.000	119.4	2:07.020 (1)	84.14		14:32:01.330	

P15 41		Milo WARD					Luyten Honda - FPW Racing				
LAP	SECTOR 1	SECTOR 2	SECTOR 3	LAP TIME	MPH	DIFF	TIME OF DAY				
1 -	OUTLAP	99.4	48.507	120.0	44.860	114.3	2:24.885	73.76	17.167	14:09:18.772	
2 -	41.723	105.3	47.496	117.3	43.825	114.3	2:13.044	80.33	5.326	14:11:31.816	
3 -	42.235	89.5	46.288	121.5	43.419	116.9	2:11.942	81.00	4.224	14:13:43.758	
4 -	40.733	106.1	46.590	120.4	43.656	114.5	2:10.979	81.60	3.261	14:15:54.737	
5 -	41.227	105.1	46.159	118.5	43.037	112.4	2:10.423	81.94	2.705	14:18:05.160	
6 -	41.276	107.3	45.723	122.2	43.794	114.3	2:10.793	81.71	3.075	14:20:15.953	
7 -	41.047	103.7	45.771	119.6	43.077	113.5	2:09.895	82.28	2.177	14:22:25.848	
8 -	40.456	107.0	45.622	119.6	42.514	113.9	2:08.592 (2)	83.11	0.874	14:24:34.440	
9 -	40.232	108.4	45.793	121.1	42.766	112.7	2:08.791 (3)	82.98	1.073	14:26:43.231	
10 -	40.008	107.5	45.398	121.5	42.312	114.9	2:07.718 (1)	83.68		14:28:50.949	

P16 42 M3		James HOBSON					Honda - Two 4 Motorsport				
LAP	SECTOR 1	SECTOR 2	SECTOR 3	LAP TIME	MPH	DIFF	TIME OF DAY				
1 -	OUTLAP	88.0	50.088	124.0	45.061	118.7	2:26.539	72.93	17.414	14:09:23.965	
2 -	42.358	102.7	48.748	124.7	44.447	117.3	2:15.553	78.84	6.428	14:11:39.518	
3 -	41.437	106.5	46.634	125.9	45.072	120.9	2:13.143	80.27	4.018	14:13:52.661	
4 -	41.716	107.7	46.544	125.6	42.819	117.9	2:11.079	81.53	1.954	14:16:03.740	
5 -	40.761	105.0	46.746	124.2	42.704	117.3	2:10.211 (3)	82.08	1.086	14:18:13.951	
6 -	40.814	107.0	46.283	126.3	42.213	120.2	2:09.310 (2)	82.65	0.185	14:20:23.261	
7 -	41.490	104.3	46.786	119.6	IN PIT		3:39.103 P	48.78	1:29.978	14:24:02.364	
8 -	OUTLAP	96.0	47.974	124.0	43.257	116.3	2:22.385	75.06	13.260	14:26:24.749	
9 -	40.794	108.5	45.860	125.4	42.471	116.7	2:09.125 (1)	82.77		14:28:33.874	
10 -	40.905	105.3	46.352	122.9	42.954	116.1	2:10.211 (3)	82.08	1.086	14:30:44.085	
11 -	41.929	104.3	46.232	123.5	42.362	117.5	2:10.523	81.88	1.398	14:32:54.608	

P17 64		Asher DURHAM					Seel Honda - Repli-Cast UK				
LAP	SECTOR 1	SECTOR 2	SECTOR 3	LAP TIME	MPH	DIFF	TIME OF DAY				
1 -	OUTLAP	96.0	49.079	122.0	45.905	118.1	2:27.693	72.36	18.090	14:09:22.598	
2 -	42.045	100.6	48.357	121.7	44.310	121.3	2:14.712	79.34	5.109	14:11:37.310	
3 -	41.695	103.7	46.787	124.7	44.007	120.0	2:12.489	80.67	2.886	14:13:49.799	
4 -	40.718	103.7	46.356	126.6	43.367	120.6	2:10.441	81.93	0.838	14:16:00.240	
5 -	40.562	101.5	46.805	125.9	43.363	119.8	2:10.730	81.75	1.127	14:18:10.970	
6 -	40.690	110.5	46.461	124.7	43.194	122.2	2:10.345	81.99	0.742	14:20:21.315	
7 -	40.447	103.8	46.394	123.8	43.196	121.1	2:10.037	82.19	0.434	14:22:31.352	
8 -	40.453	101.0	46.169	126.8	43.141	120.4	2:09.763 (2)	82.36	0.160	14:24:41.115	
9 -	40.498	99.4	46.302	128.0	42.983	119.4	2:09.783 (3)	82.35	0.180	14:26:50.898	
10 -	40.448	100.9	45.913	125.2	43.242	121.1	2:09.603 (1)	82.46		14:29:00.501	
11 -	43.462	94.3	48.724	113.5	45.543	119.1	2:17.729	77.60	8.126	14:31:18.230	
12 -	44.310	96.9	50.047	109.6	45.571	116.1	2:19.928	76.38	10.325	14:33:38.158	

Weather / Track : Sunny / Dry

Snetterton 300
Circuit Length = 2.9689 miles
Start: 14:06 Flag 14:31 End: 14:34

MCRCB BULLETIN TK128

2013 MCE British Superbike Championship - Round 5

2013 Monster Energy British Motostar Championship

QUALIFYING 2 - SECTOR ANALYSIS

SECTOR 1 = FL to I1, SECTOR 2 = I1 to I2, SECTOR 3 = I2 to FL, DIFF = Difference To Personal Best Lap

P18 36		Jayson URIBE		Honda - Rock and Sons Racing							
LAP		SECTOR 1	SECTOR 2	SECTOR 3	LAP TIME	MPH	DIFF	TIME OF DAY			
1 -	OUTLAP	103.7	48.747	118.7	44.987	113.5	2:23.762	74.34	14.038	14:09:18.449	
2 -		41.196	108.0	48.303	116.9	43.919	116.3	2:13.418	80.10	3.694	14:11:31.867
3 -		41.114	109.2	47.333	119.8	43.700	118.1	2:12.147	80.88	2.423	14:13:44.014
4 -		40.847	108.7	46.252	118.9	43.586	114.1	2:10.685 (3)	81.78	0.961	14:15:54.699
5 -		41.149	109.1	46.413	120.6	43.354	114.7	2:10.916	81.64	1.192	14:18:05.615
6 -		40.478	111.2	46.000	120.6	IN PIT		3:12.625 P	55.48	1:02.901	14:21:18.240
7 -	OUTLAP	107.8	47.214	120.0	44.494	114.3	2:21.526	75.52	11.802	14:23:39.766	
8 -		40.631	107.0	46.892	119.8	43.281	114.3	2:10.804	81.71	1.080	14:25:50.570
9 -		40.822	109.1	46.457	122.6	43.244	113.3	2:10.523 (2)	81.88	0.799	14:28:01.093
10 -		40.476	109.4	46.029	119.6	43.219	114.7	2:09.724 (1)	82.39		14:30:10.817
11 -		41.714	108.5	47.125	118.1	43.349	112.7	2:12.188	80.85	2.464	14:32:23.005

P19 13 M3		Sam BURMAN		Honda - WNT / Burman Racing							
LAP		SECTOR 1	SECTOR 2	SECTOR 3	LAP TIME	MPH	DIFF	TIME OF DAY			
1 -	OUTLAP	102.4	47.953	123.1	44.401	116.7	2:20.751	75.93	10.951	14:09:15.896	
2 -		41.528	107.7	47.749	122.0	44.519	117.1	2:13.796	79.88	3.996	14:11:29.692
3 -		41.312	110.1	46.792	121.1	43.910	117.1	2:12.014	80.96	2.214	14:13:41.706
4 -		41.575	106.6	47.334	120.9	43.670	116.1	2:12.579	80.61	2.779	14:15:54.285
5 -		41.785	101.2	46.746	121.5	44.194	116.5	2:12.725	80.52	2.925	14:18:07.010
6 -		40.700	110.7	46.444	122.2	43.548	115.1	2:10.692 (3)	81.78	0.892	14:20:17.702
7 -		40.876	110.0	46.147	124.5	43.866	118.7	2:10.889	81.65	1.089	14:22:28.591
8 -		40.629	109.8	46.285	124.7	42.886	117.9	2:09.800 (1)	82.34		14:24:38.391
9 -		40.942	107.5	46.222	123.1	43.264	115.7	2:10.428 (2)	81.94	0.628	14:26:48.819
10 -		41.084	109.4	46.689	122.2	43.756	116.5	2:11.529	81.26	1.729	14:29:00.348
11 -		41.253	108.9	47.395	120.0	43.705	116.7	2:12.353	80.75	2.553	14:31:12.701
12 -		41.107	107.5	46.584	122.0	43.392	115.9	2:11.083	81.53	1.283	14:33:23.784

P20 44		Jake BAYFORD		Honda - j4ke.com							
LAP		SECTOR 1	SECTOR 2	SECTOR 3	LAP TIME	MPH	DIFF	TIME OF DAY			
1 -	OUTLAP	100.9	49.532	120.0	46.202	110.5	2:26.342	73.03	16.154	14:09:22.848	
2 -		41.745	97.6	48.217	118.7	44.421	116.7	2:14.383	79.53	4.195	14:11:37.231
3 -		42.110	100.4	47.158	119.6	IN PIT		2:57.393 P	60.25	47.205	14:14:34.624
4 -	OUTLAP	101.8	48.734	112.5	45.497	110.3	2:25.829	73.29	15.641	14:17:00.453	
5 -		41.836	106.8	47.459	117.3	44.274	112.9	2:13.569	80.01	3.381	14:19:14.022
6 -		41.188	105.8	47.025	117.9	43.793	115.3	2:12.006	80.96	1.818	14:21:26.028
7 -		41.177	103.7	48.065	119.8	44.149	113.1	2:13.391	80.12	3.203	14:23:39.419
8 -		40.959	105.1	46.983	120.4	42.922	112.5	2:10.864 (2)	81.67	0.676	14:25:50.283
9 -		41.046	107.2	46.478	119.1	43.520	114.3	2:11.044 (3)	81.56	0.856	14:28:01.327
10 -		40.941	108.2	46.055	120.2	43.192	112.0	2:10.188 (1)	82.09		14:30:11.515
11 -		40.758	105.1	47.416	107.7	43.426	112.9	2:11.600	81.21	1.412	14:32:23.115

P21 24		Daniel COSTILLA		Honda - Repli-Cast UK							
LAP		SECTOR 1	SECTOR 2	SECTOR 3	LAP TIME	MPH	DIFF	TIME OF DAY			
1 -		42.133	106.3	48.448	120.0	44.230	115.7	2:14.811	79.28	4.337	14:11:35.496
2 -		41.282	106.5	46.306	124.7	44.379	116.5	2:11.967	80.99	1.493	14:13:47.463
3 -		40.829	104.0	46.649	121.5	43.933	116.9	2:11.411	81.33	0.937	14:15:58.874
4 -		41.198	100.1	46.998	120.4	43.957	114.7	2:12.153	80.87	1.679	14:18:11.027
5 -		41.240	102.9	46.091	122.0	43.610	117.1	2:10.941 (3)	81.62	0.467	14:20:21.968
6 -		41.119	93.8	46.466	122.0	43.864	116.3	2:11.449	81.30	0.975	14:22:33.417
7 -		40.970	105.5	46.171	122.0	43.554	115.7	2:10.695 (2)	81.77	0.221	14:24:44.112
8 -		42.396	89.3	48.639	120.9	IN PIT		3:50.112 P	46.44	1:39.638	14:28:34.224
9 -	OUTLAP	104.0	46.951	119.6	43.780	115.1	2:19.457	76.64	8.983	14:30:53.681	
10 -		40.573	102.4	46.720	121.3	43.181	115.1	2:10.474 (1)	81.91		14:33:04.155

P22 65		Josh OWENS		Honda - Trax Hydraulics							
LAP		SECTOR 1	SECTOR 2	SECTOR 3	LAP TIME	MPH	DIFF	TIME OF DAY			
1 -	OUTLAP	97.1	50.199	112.4	46.094	106.8	2:26.359	73.02	13.791	14:09:42.846	
2 -		42.871	104.5	48.236	113.1	45.037	108.7	2:16.144	78.50	3.576	14:11:58.990

Snetterton 300
 Circuit Length = 2.9689 miles
 Start: 14:06 Flag 14:31 End: 14:34

Weather / Track : Sunny / Dry

QUALIFYING 2 - SECTOR ANALYSIS

SECTOR 1 = FL to I1, SECTOR 2 = I1 to I2, SECTOR 3 = I2 to FL, DIFF = Difference To Personal Best Lap

3 -	42.755	106.1	47.601	115.1	44.752	110.0	2:15.108	79.10	2.540	14:14:14.098
4 -	42.577	104.3	47.638	113.1	44.403	108.2	2:14.618	79.39	2.050	14:16:28.716
5 -	41.898	103.4	47.541	114.1	44.454	107.8	2:13.893	79.82	1.325	14:18:42.609
6 -	41.684	104.8	47.166	114.1	44.317	111.8	2:13.167	80.26	0.599	14:20:55.776
7 -	42.047	103.0	47.606	115.1	44.020	109.4	2:13.673	79.95	1.105	14:23:09.449
8 -	41.685	105.8	49.602	110.7	45.160	109.2	2:16.447	78.33	3.879	14:25:25.896
9 -	41.924	104.8	46.702	118.7	43.942	110.7	2:12.568 (1)	80.62		14:27:38.464
10 -	41.748	104.8	47.089	115.5	44.093	109.6	2:12.930 (3)	80.40	0.362	14:29:51.394
11 -	41.564	102.4	47.031	114.7	44.316	109.1	2:12.911 (2)	80.41	0.343	14:32:04.305

P23	18	Paul DOBB			Honda - PDR						
LAP		SECTOR 1		SECTOR 2		SECTOR 3		LAP TIME	MPH	DIFF	TIME OF DAY
1 -	OUTLAP	89.5		48.765	118.7	45.990	113.1	2:25.268	73.57	12.606	14:09:48.455
2 -	41.680	105.6		46.846	121.1	44.920	115.5	2:13.446	80.09	0.784	14:12:01.901
3 -	41.072	99.4		49.156	120.6	45.056	115.7	2:15.284	79.00	2.622	14:14:17.185
4 -	41.057	107.7		46.825	120.6	44.780	114.1	2:12.662 (1)	80.56		14:16:29.847
5 -	42.703	101.5		48.129	117.9	IN PIT		3:36.851 P	49.28	1:24.189	14:20:06.698
6 -	OUTLAP	99.2		47.707	119.4	44.636	116.5	2:22.636	74.93	9.974	14:22:29.334
7 -	41.786	101.6		47.056	120.6	44.148	114.9	2:12.990 (2)	80.36	0.328	14:24:42.324
8 -	41.611	106.3		47.387	122.0	44.630	113.1	2:13.628	79.98	0.966	14:26:55.952
9 -	41.194	108.5		47.311	120.0	44.544	113.3	2:13.049 (3)	80.33	0.387	14:29:09.001
10 -	41.107	102.4		47.571	119.4	44.545	114.3	2:13.223	80.22	0.561	14:31:22.224
11 -	41.056	107.7		47.925	120.6	44.080	114.5	2:13.061	80.32	0.399	14:33:35.285

P24	77	Jason VERNON			Honda - SGR Racing						
LAP		SECTOR 1		SECTOR 2		SECTOR 3		LAP TIME	MPH	DIFF	TIME OF DAY
1 -	OUTLAP	90.1		50.063	110.0	46.885	112.4	2:29.478	71.50	15.491	14:09:33.443
2 -	42.482	95.1		50.778	77.9	46.565	112.2	2:19.825	76.43	5.838	14:11:53.268
3 -	42.256	101.3		47.240	114.5	44.843	112.7	2:14.339	79.56	0.352	14:14:07.607
4 -	41.930	98.5		47.497	111.6	44.783	110.7	2:14.210	79.63	0.223	14:16:21.817
5 -	41.898	102.2		47.613	115.3	44.591	110.9	2:14.102 (3)	79.70	0.115	14:18:35.919
6 -	41.925	97.6		47.717	114.9	44.345	110.7	2:13.987 (1)	79.76		14:20:49.906
7 -	41.497	102.9		48.156	111.1	44.431	111.6	2:14.084 (2)	79.71	0.097	14:23:03.990
8 -	41.749	101.6		48.705	101.9	IN PIT		4:16.137 P	41.72	2:02.150	14:27:20.127
9 -	OUTLAP	99.1		49.089	113.7	45.035	111.6	2:22.040	75.24	8.053	14:29:42.167
10 -	42.147	98.2		48.464	112.5	44.525	109.6	2:15.136	79.09	1.149	14:31:57.303

P25	7	Jamie ASHBY			Honda - JPA Racing						
LAP		SECTOR 1		SECTOR 2		SECTOR 3		LAP TIME	MPH	DIFF	TIME OF DAY
1 -	OUTLAP	90.1		53.590	106.3	47.863	110.1	2:36.431	68.32	22.341	14:09:58.343
2 -	44.335	93.0		50.112	113.9	45.921	111.6	2:20.368	76.14	6.278	14:12:18.711
3 -	42.858	100.6		49.205	112.5	45.784	112.4	2:17.847	77.53	3.757	14:14:36.558
4 -	42.800	101.6		48.855	115.3	45.284	111.2	2:16.939	78.04	2.849	14:16:53.497
5 -	42.432	102.4		48.694	116.3	45.261	112.2	2:16.387	78.36	2.297	14:19:09.884
6 -	42.015	105.1		47.888	116.5	44.780	112.0	2:14.683 (3)	79.35	0.593	14:21:24.567
7 -	42.212	100.7		48.420	117.3	44.922	113.9	2:15.554	78.84	1.464	14:23:40.121
8 -	41.894	101.2		47.956	118.9	44.240	111.6	2:14.090 (1)	79.70		14:25:54.211
9 -	42.220	105.5		47.790	117.5	44.901	111.1	2:14.911	79.22	0.821	14:28:09.122
10 -	41.675	104.6		48.026	116.7	44.676	112.0	2:14.377 (2)	79.53	0.287	14:30:23.499
11 -	41.833	104.2		48.952	115.5	44.599	111.4	2:15.384	78.94	1.294	14:32:38.883

P26	79 M3	Chris TAYLOR			Honda - Elevator Bridle & Saddle Co / Coventry Ducati						
LAP		SECTOR 1		SECTOR 2		SECTOR 3		LAP TIME	MPH	DIFF	TIME OF DAY
1 -	OUTLAP	94.6		49.879	115.1	47.178	118.7	2:28.275	72.08	13.826	14:09:20.649
2 -	42.806	97.3		48.080	112.0	45.198	122.0	2:16.084	78.54	1.635	14:11:36.733
3 -	42.238	93.4		47.565	114.7	46.016	118.7	2:15.819 (3)	78.69	1.370	14:13:52.552
4 -	42.635	92.1		48.214	101.6	45.936	117.5	2:16.785	78.13	2.336	14:16:09.337
5 -	42.459	90.4		47.999	111.8	45.540	117.1	2:15.998	78.58	1.549	14:18:25.335
6 -	42.399	100.1		47.343	114.5	45.833	117.5	2:15.575 (2)	78.83	1.126	14:20:40.910
7 -	42.556	90.3		48.399	99.5	IN PIT		3:30.082 P	50.87	1:15.633	14:24:10.992
8 -	OUTLAP	91.8		47.579	116.7	45.889	117.3	2:25.153	73.63	10.704	14:26:36.145

Snetterton 300

Circuit Length = 2.9689 miles

Start: 14:06 Flag 14:31 End: 14:34

MCRCB BULLETIN TK128

2013 MCE British Superbike Championship - Round 5

2013 Monster Energy British Motostar Championship

QUALIFYING 2 - SECTOR ANALYSIS

SECTOR 1 = FL to I1, SECTOR 2 = I1 to I2, SECTOR 3 = I2 to FL, DIFF = Difference To Personal Best Lap

9 - **41.918** 94.5 **47.205** 114.7 45.326 117.1 **2:14.449 (1)** **79.49** **14:28:50.594**

P27	71	David WALES					Honda - TAD Racing				
LAP	SECTOR 1		SECTOR 2		SECTOR 3		LAP TIME	MPH	DIFF	TIME OF DAY	
1 -	43.884	94.6	49.919	113.5	47.139	107.5	2:20.942	75.83	3.496	14:11:44.765	
2 -	43.191	105.3	48.227	115.7	46.028	111.2	2:17.446 (1)	77.76		14:14:02.211	
3 -	43.567	101.0	49.079	110.9	IN PIT		3:15.895 P	54.56	58.449	14:17:18.106	
4 -	OUTLAP	104.8	48.271	116.1	46.463	111.8	2:22.949	74.76	5.503	14:19:41.055	
5 -	43.273	105.6	48.809	112.4	45.928	111.2	2:18.010 (2)	77.44	0.564	14:21:59.065	
6 -	43.468	103.7	48.565	114.5	46.316	110.0	2:18.349 (3)	77.25	0.903	14:24:17.414	
7 -	43.602	100.6	48.900	114.1	46.320	110.0	2:18.822	76.99	1.376	14:26:36.236	
8 -	43.605	100.9	49.485	115.3	46.791	109.2	2:19.881	76.40	2.435	14:28:56.117	
9 -	43.606	102.9	49.934	112.9	47.690	109.2	2:21.230	75.67	3.784	14:31:17.347	
10 -	43.838	101.5	50.109	112.9	47.973	109.4	2:21.920	75.31	4.474	14:33:39.267	

P28	69	Ryan BRAIN					KTM - Cresswell Racing				
LAP	SECTOR 1		SECTOR 2		SECTOR 3		LAP TIME	MPH	DIFF	TIME OF DAY	
1 -	OUTLAP	87.7	55.446	101.5	IN PIT		9:48.494 P	18.16		14:17:04.035	
2 -	OUTLAP	39.8			IN PIT		7:09.732 P	24.87		14:24:13.767	

MCRCB BULLETIN TK129**2013 MCE British Superbike Championship - Round 5****2013 Monster Energy British Motostar Championship****QUALIFYING 2 - BEST SPEEDS**

SECTOR 1				SECTOR 2			FINISH LINE		
POS	NO	NAME	MPH	NO	NAME	MPH	NO	NAME	MPH
1	66	Joe IRVING	116.9	66	Joe IRVING	131.3	66	Joe IRVING	124.5
2	95	Tarran MACKENZIE	113.9	17	Tom CARNE	128.5	43	Arnie SHELTON	122.6
3	22	Stephanie WADDELOW	113.7	64	Asher DURHAM	128.0	64	Asher DURHAM	122.2
4	34	Jordan WEAVING	113.3	3	Taz TAYLOR	127.0	79	Chris TAYLOR	122.0
5	17	Tom CARNE	113.1	80	Callum BEY	126.8	17	Tom CARNE	121.7
6	10	Peter SUTHERLAND	112.4	95	Tarran MACKENZIE	126.8	95	Tarran MACKENZIE	121.7
7	3	Taz TAYLOR	112.2	22	Stephanie WADDELOW	126.6	22	Stephanie WADDELOW	120.9
8	28	Bradley RAY	112.2	42	James HOBSON	126.3	42	James HOBSON	120.9
9	43	Arnie SHELTON	111.8	43	Arnie SHELTON	126.1	28	Bradley RAY	120.4
10	12	Edward RENDELL	111.4	28	Bradley RAY	125.9	3	Taz TAYLOR	120.2
11	36	Jayson URIBE	111.2	10	Peter SUTHERLAND	125.6	34	Jordan WEAVING	119.1
12	13	Sam BURMAN	110.7	34	Jordan WEAVING	125.4	13	Sam BURMAN	118.7
13	40	Joe FRANCIS	110.5	40	Joe FRANCIS	125.4	80	Callum BEY	118.7
14	64	Asher DURHAM	110.5	13	Sam BURMAN	124.7	40	Joe FRANCIS	118.5
15	80	Callum BEY	110.5	24	Daniel COSTILLA	124.7	12	Edward RENDELL	118.1
16	35	Elliot LODGE	110.3	12	Edward RENDELL	123.5	36	Jayson URIBE	118.1
17	86	Bradley HUGHES	109.8	35	Elliot LODGE	123.1	10	Peter SUTHERLAND	117.1
18	18	Paul DOBB	108.5	36	Jayson URIBE	122.6	24	Daniel COSTILLA	117.1
19	42	James HOBSON	108.5	41	Milo WARD	122.2	35	Elliot LODGE	116.9
20	41	Milo WARD	108.4	18	Paul DOBB	122.0	41	Milo WARD	116.9
21	44	Jake BAYFORD	108.2	86	Bradley HUGHES	121.5	44	Jake BAYFORD	116.7
22	24	Daniel COSTILLA	106.5	44	Jake BAYFORD	120.4	86	Bradley HUGHES	116.7
23	65	Josh OWENS	106.1	7	Jamie ASHBY	118.9	18	Paul DOBB	116.5
24	72	Ricky TARREN	106.0	65	Josh OWENS	118.7	7	Jamie ASHBY	113.9
25	71	David WALES	105.6	79	Chris TAYLOR	116.7	77	Jason VERNON	112.7
26	7	Jamie ASHBY	105.5	71	David WALES	116.1	65	Josh OWENS	111.8
27	77	Jason VERNON	102.9	77	Jason VERNON	115.3	71	David WALES	111.8
28	79	Chris TAYLOR	100.1	69	Ryan BRAIN	101.5			
29	69	Ryan BRAIN	87.7						

Weather / Track : Sunny / Dry

Results can be found at www.tsl-timing.comSnetterton 300
Circuit Length = 2.9689 miles
Start: 14:06 Flag 14:31 End: 14:34

Printed - 14:38 Saturday, 06 July 2013

MCRCB BULLETIN TK130

2013 MCE British Superbike Championship - Round 5

2013 Monster Energy British Motostar Championship

QUALIFYING 2 - BEST SECTORS

SECTOR 1			SECTOR 2			SECTOR 3			IDEAL / BEST COMPARISON						
POS	NO	NAME	TIME	NO	NAME	TIME	NO	NAME	TIME	POS	NO	NAME	IDEAL	BEST	DIFF
1	95	MACKENZIE	38.100	34	WEAVING	43.313	95	MACKENZIE	40.206				PERFECT LAP	2:01.619	
2	34	WEAVING	38.310	66	IRVING	43.505	28	RAY	40.213	1	95	MACKENZIE	2:01.814	2:01.973	0.159
3	66	IRVING	38.481	95	MACKENZIE	43.508	34	WEAVING	40.580	2	34	WEAVING	2:02.203	2:02.248	0.045
4	17	CARNE	38.723	28	RAY	43.691	40	FRANCIS	40.706	3	28	RAY	2:02.682	2:03.089	0.407
5	40	FRANCIS	38.756	17	CARNE	43.998	66	IRVING	40.743	4	66	IRVING	2:02.729	2:03.117	0.388
6	28	RAY	38.778	43	SHELTON	44.079	43	SHELTON	40.791	5	40	FRANCIS	2:03.574	2:03.636	0.062
7	12	RENDELL	38.960	40	FRANCIS	44.112	17	CARNE	40.936	6	17	CARNE	2:03.657	2:03.904	0.247
8	43	SHELTON	38.964	12	RENDELL	44.437	10	SUTHERLAND	40.941	7	43	SHELTON	2:03.834	2:04.053	0.219
9	3	TAYLOR	39.277	10	SUTHERLAND	44.576	12	RENDELL	40.981	8	12	RENDELL	2:04.378	2:04.494	0.116
10	35	LODGE	39.332	80	BEY	44.590	86	HUGHES	41.398	9	10	SUTHERLAND	2:05.056	2:05.484	0.428
11	80	BEY	39.462	3	TAYLOR	44.627	80	BEY	41.416	10	80	BEY	2:05.468	2:05.518	0.050
12	10	SUTHERLAND	39.539	35	LODGE	44.723	35	LODGE	41.481	11	35	LODGE	2:05.536	2:05.536	0.000
13	22	WADDELOW	39.577	86	HUGHES	45.144	3	TAYLOR	41.881	12	3	TAYLOR	2:05.785	2:06.229	0.444
14	86	HUGHES	39.608	41	WARD	45.398	22	WADDELOW	41.976	13	86	HUGHES	2:06.150	2:06.322	0.172
15	41	WARD	40.008	22	WADDELOW	45.408	42	HOBSON	42.213	14	22	WADDELOW	2:06.961	2:07.020	0.059
16	64	DURHAM	40.447	42	HOBSON	45.860	41	WARD	42.312	15	41	WARD	2:07.718	2:07.718	0.000
17	36	URIBE	40.476	64	DURHAM	45.913	13	BURMAN	42.886	16	42	HOBSON	2:08.834	2:09.125	0.291
18	24	COSTILLA	40.573	36	URIBE	46.000	44	BAYFORD	42.922	17	64	DURHAM	2:09.343	2:09.603	0.260
19	13	BURMAN	40.629	44	BAYFORD	46.055	64	DURHAM	42.983	18	13	BURMAN	2:09.662	2:09.800	0.138
20	44	BAYFORD	40.758	24	COSTILLA	46.091	24	COSTILLA	43.181	19	36	URIBE	2:09.695	2:09.724	0.029
21	42	HOBSON	40.761	13	BURMAN	46.147	36	URIBE	43.219	20	44	BAYFORD	2:09.735	2:10.188	0.453
22	18	DOBB	41.056	65	OWENS	46.702	65	OWENS	43.942	21	24	COSTILLA	2:09.845	2:10.474	0.629
23	77	VERNON	41.497	18	DOBB	46.825	18	DOBB	44.080	22	18	DOBB	2:11.961	2:12.662	0.701
24	65	OWENS	41.564	79	TAYLOR	47.205	7	ASHBY	44.240	23	65	OWENS	2:12.208	2:12.568	0.360
25	7	ASHBY	41.675	77	VERNON	47.240	77	VERNON	44.345	24	77	VERNON	2:13.082	2:13.987	0.905
26	79	TAYLOR	41.918	7	ASHBY	47.790	79	TAYLOR	45.198	25	7	ASHBY	2:13.705	2:14.090	0.385
27	71	WALES	43.191	71	WALES	48.227	71	WALES	45.928	26	79	TAYLOR	2:14.321	2:14.449	0.128
28				69	BRAIN	55.446				27	71	WALES	2:17.346	2:17.446	0.100
29										28	69	BRAIN			

Weather / Track : Sunny / Dry

Results can be found at www.tsl-timing.com

Snetterton 300

Circuit Length = 2.9689 miles

Start: 14:06 Flag 14:31 End: 14:34

Printed - 14:39 Saturday, 06 July 2013



ROW 8				29	71	2:17.446	David WALES									
ROW 7	28	69	2:14.982	Ryan BRAIN	27	7	2:14.090	Jamie ASHBY	26	77	2:13.987	Jason VERNON	25	79	2:13.483	Chris TAYLOR
ROW 6	24	65	2:12.568	Josh OWENS	23	18	2:12.512	Paul DOBB	22	72	2:10.520	Ricky TARREN	21	13	2:09.800	Sam BURMAN
ROW 5	20	24	2:09.637	Daniel COSTILLA	19	36	2:09.401	Jayson URIBE	18	64	2:09.255	Asher DURHAM	17	42	2:08.266	James HOBSON
ROW 4	16	44	2:07.950	Jake BAYFORD	15	41	2:07.718	Milo WARD	14	22	2:07.020	Stephanie WADDELOW	13	86	2:06.322	Bradley HUGHES
ROW 3	12	3	2:06.229	Taz TAYLOR	11	80	2:05.518	Callum BEY	10	10	2:05.484	Peter SUTHERLAND	9	35	2:05.141	Elliot LODGE
ROW 2	8	12	2:04.494	Edward RENDELL	7	43	2:04.053	Arnie SHELTON	6	17	2:03.837	Tom CARNE	5	28	2:03.089	Bradley RAY
ROW 1	4	66	2:02.851	Joe IRVING	3	40	2:02.694	Joe FRANCIS	2	95	2:01.973	Tarran MACKENZIE	1	34	2:01.689	Jordan WEAIVING
																Pole

Snetterton 300
Circuit Length = 2.9689 miles

These results are provisional until the conclusion of any judicial and technical matters.

Race Director :	Stewards :	Timekeeper :
-----------------	------------	--------------

Results can be found at www.britishsuperbike.com

Printed - 14:43 Saturday, 06 July 2013

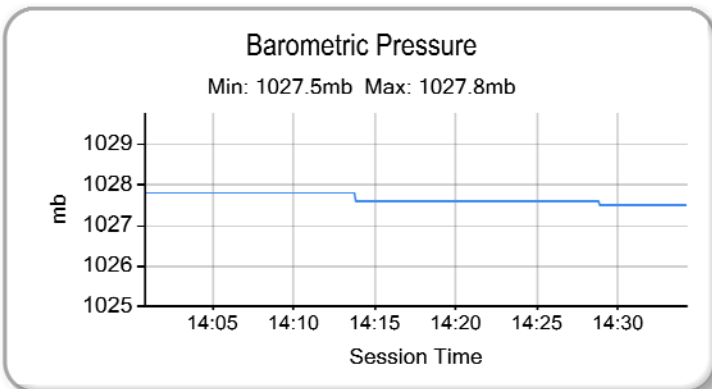
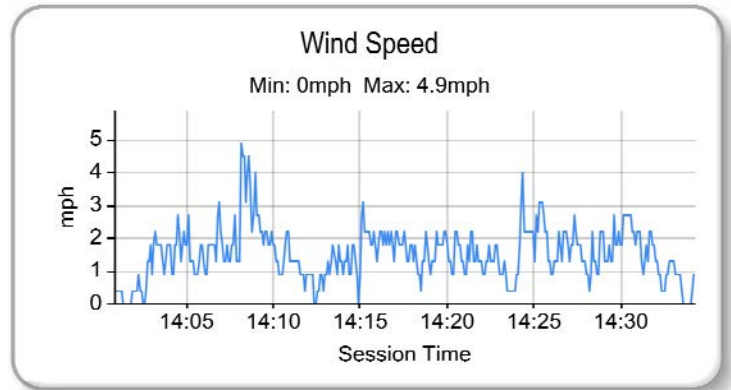
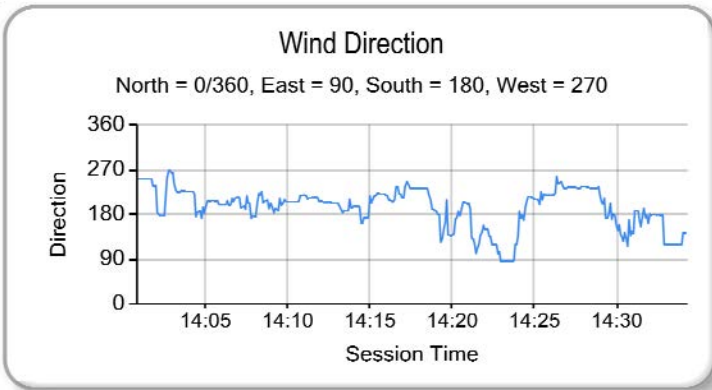
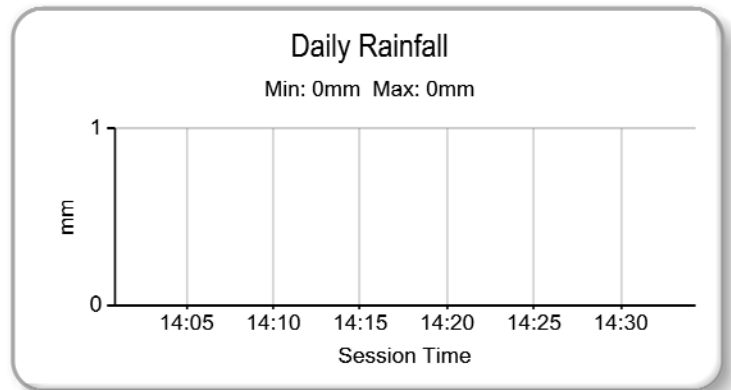
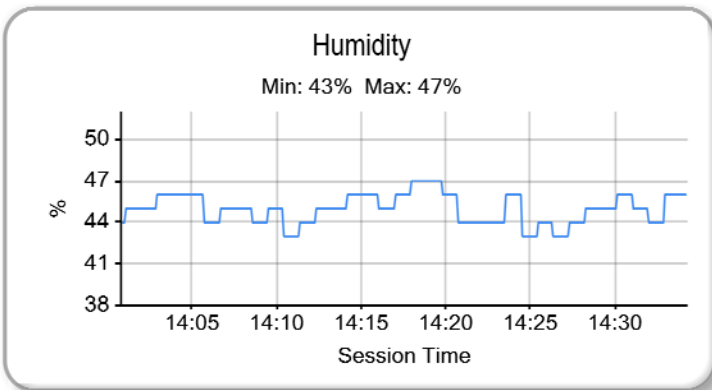
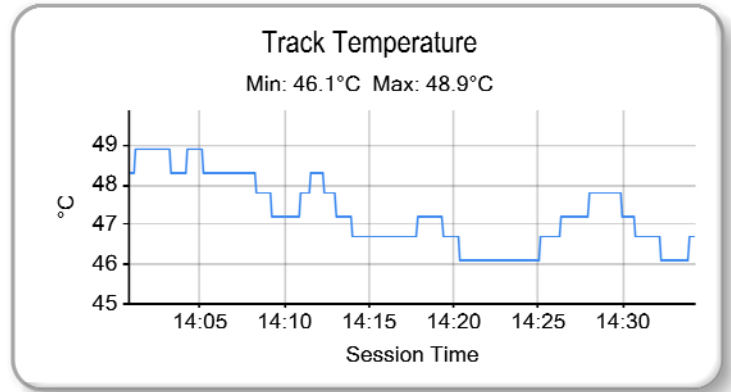
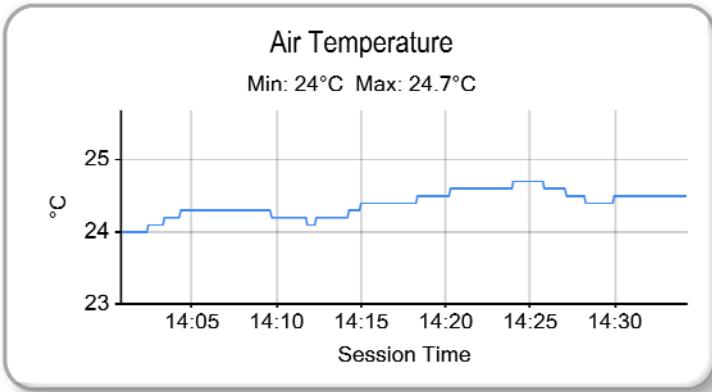


MCRCB BULLETIN TK132

2013 MCE British Superbike Championship - Round 5

2013 Monster Energy British Motostar Championship

QUALIFYING 2 - WEATHER CONDITIONS



Weather / Track : Sunny / Dry

Results can be found at www.tsl-timing.com

Snetterton 300
Circuit Length = 2.9689 miles
Start: 14:06 Flag 14:31 End: 14:34

Printed - 14:39 Saturday, 06 July 2013

WARM-UP - CLASSIFICATION



POS	NO	CL	PIC NAME	ENTRY	TIME	ON	LAPS	GAP	DIFF	MPH
1	40	M3	1 Joe FRANCIS	Honda - Team WD40	2:02.921	3	4			86.95
2	95	M3	2 Tarran MACKENZIE	KTM - Redline KTM	2:03.500	3	4	0.579	0.579	86.54
3	28		1 Bradley RAY	Honda - FAB Racing / SP125	2:03.521	3	3	0.600	0.021	86.52
4	34	M3	3 Jordan WEAVING	KTM - Jordan Racing / Burkert	2:03.801	3	4	0.880	0.280	86.33
5	66	M3	4 Joe IRVING	KTM - RS Racing / The Toad and Tatle Pub	2:03.915	4	4	0.994	0.114	86.25
6	17		2 Tom CARNE	Honda - TC Racing / SP125 racing	2:03.974	4	4	1.053	0.059	86.21
7	10		3 Peter SUTHERLAND	Aprilia - Kinpac Racing	2:05.543	4	4	2.622	1.569	85.13
8	12		4 Edward RENDELL	Honda - Banks Racing	2:05.553	4	4	2.632	0.010	85.12
9	80		5 Callum BEY	Honda - RCD Motorsport	2:05.619	3	4	2.698	0.066	85.08
10	86		6 Bradley HUGHES	KTM - Creswell Racing	2:06.947	3	4	4.026	1.328	84.19
11	35		7 Elliot LODGE	Honda - SP125 / SpikeRacing	2:06.975	4	4	4.054	0.028	84.17
12	64		8 Asher DURHAM	Seel Honda - Repli-Cast UK	2:08.357	4	4	5.436	1.382	83.26
13	41		9 Milo WARD	Luyten Honda - FPW Racing	2:08.492	4	4	5.571	0.135	83.18
14	36		10 Jayson URIBE	Honda - Rock and Sons Racing	2:10.755	3	3	7.834	2.263	81.74
15	42	M3	5 James HOBSON	Honda - Two 4 Motorsport	2:11.109	4	4	8.188	0.354	81.52
16	22		11 Stephanie WADDELOW	Aprilia - Moto Strada	2:11.245	3	4	8.324	0.136	81.43
17	65		12 Josh OWENS	Honda - Trax Hydraulics	2:11.562	4	4	8.641	0.317	81.23
18	44		13 Jake BAYFORD	Honda - j4ke.com	2:11.743	4	4	8.822	0.181	81.12
19	69		14 Ryan BRAIN	KTM - Cresswell Racing	2:11.778	4	4	8.857	0.035	81.10
20	18		15 Paul DOBB	Honda - PDR	2:12.198	2	2	9.277	0.420	80.84
21	24		16 Daniel COSTILLA	Honda - Repli-Cast UK	2:12.440	4	4	9.519	0.242	80.70
22	77		17 Jason VERNON	Honda - SGR Racing	2:13.076	4	4	10.155	0.636	80.31
23	13	M3	6 Sam BURMAN	Honda - WNT / Burman Racing	2:13.262	4	4	10.341	0.186	80.20
24	79	M3	7 Chris TAYLOR	Honda - Elevator Bridle & Saddle Co / Coventry Ducati	2:14.675	3	3	11.754	1.413	79.36
25	7		18 Jamie ASHBY	Honda - JPA Racing	2:15.540	3	4	12.619	0.865	78.85
26	71		19 David WALES	Honda - TAD Racing	2:17.044	4	4	14.123	1.504	77.99
27	43		20 Arnie SHELTON	Honda - e3 motorsport			2			
28	3		21 Taz TAYLOR	Luyten Honda - FPW Racing			1			

Weather / Track : Sunny / Dry

These results are provisional until the conclusion of any judicial and technical matters.

Snetterton 300

Circuit Length = 2.9689 miles

Start: 09:35 Flag 09:43 End: 09:45

Race Director :	Stewards :	Timekeeper :
-----------------	------------	--------------

Results can be found at www.britishsuperbike.com

Printed - 09:46 Sunday, 07 July 2013

MCRCB BULLETIN TK204

2013 MCE British Superbike Championship - Round 5

2013 Monster Energy British Motostar Championship

WARM-UP - SECTOR ANALYSIS

SECTOR 1 = FL to I1, SECTOR 2 = I1 to I2, SECTOR 3 = I2 to FL, DIFF = Difference To Personal Best Lap

P1		40 M3		Joe FRANCIS		Honda - Team WD40				
LAP	SECTOR 1	SECTOR 2	SECTOR 3	LAP TIME	MPH	DIFF	TIME OF DAY			
1 -	OUTLAP	96.0	46.374	120.2	42.153	117.1	2:17.058	77.98	14.137	09:37:44.072
2 -	39.324	110.3	44.041	125.4	40.345	122.0	2:03.710 (3)	86.39	0.789	09:39:47.782
3 -	38.278	112.0	43.608	126.8	41.035	122.4	2:02.921 (1)	86.95		09:41:50.703
4 -	39.115	106.1	43.964	123.8	40.285	121.5	2:03.364 (2)	86.63	0.443	09:43:54.067

P2		95 M3		Tarran MACKENZIE		KTM - Redline KTM				
LAP	SECTOR 1	SECTOR 2	SECTOR 3	LAP TIME	MPH	DIFF	TIME OF DAY			
1 -	OUTLAP	106.6	46.869	124.5	42.377	122.6	2:16.849	78.10	13.349	09:38:00.306
2 -	40.067	109.1	44.676	125.9	41.270	125.2	2:06.013 (3)	84.81	2.513	09:40:06.319
3 -	38.492	112.5	44.186	124.2	40.822	122.2	2:03.500 (1)	86.54		09:42:09.819
4 -	38.873	109.8	45.216	119.1	41.183	124.0	2:05.272 (2)	85.31	1.772	09:44:15.091

P3		28		Bradley RAY		Honda - FAB Racing / SP125				
LAP	SECTOR 1	SECTOR 2	SECTOR 3	LAP TIME	MPH	DIFF	TIME OF DAY			
1 -	OUTLAP	109.8	49.915	101.3	IN PIT		3:41.335 P	48.28	1:37.814	09:39:00.276
2 -	OUTLAP	109.4	44.460	122.0	40.912	118.1	2:08.982	82.86	5.461	09:41:09.258
3 -	38.995	109.6	44.185	121.7	40.341	119.1	2:03.521 (1)	86.52		09:43:12.779

P4		34 M3		Jordan WEAVING		KTM - Jordan Racing / Burkert				
LAP	SECTOR 1	SECTOR 2	SECTOR 3	LAP TIME	MPH	DIFF	TIME OF DAY			
1 -	OUTLAP	106.3	47.075	120.2	43.492	118.1	2:17.122	77.94	13.321	09:37:58.938
2 -	39.949	108.0	45.505	120.2	41.877	118.1	2:07.331 (3)	83.93	3.530	09:40:06.269
3 -	38.985	112.0	43.851	125.6	40.965	120.6	2:03.801 (1)	86.33		09:42:10.070
4 -	38.554	110.5	45.139	120.2	41.358	119.4	2:05.051 (2)	85.46	1.250	09:44:15.121

P5		66 M3		Joe IRVING		KTM - RS Racing / The Toad and Tatle Pub				
LAP	SECTOR 1	SECTOR 2	SECTOR 3	LAP TIME	MPH	DIFF	TIME OF DAY			
1 -	OUTLAP	109.4	45.833	128.8	41.874	122.9	2:12.710	80.53	8.795	09:37:24.744
2 -	39.255	114.9	44.974	127.8	41.360	123.3	2:05.589 (3)	85.10	1.674	09:39:30.333
3 -	38.783	116.1	44.186	127.8	40.993	124.0	2:03.962 (2)	86.22	0.047	09:41:34.295
4 -	38.657	115.3	43.990	127.3	41.268	123.3	2:03.915 (1)	86.25		09:43:38.210

P6		17		Tom CARNE		Honda - TC Racing / SP125 racing				
LAP	SECTOR 1	SECTOR 2	SECTOR 3	LAP TIME	MPH	DIFF	TIME OF DAY			
1 -	OUTLAP	107.3	46.735	124.2	42.959	119.8	2:15.700	78.76	11.726	09:37:35.482
2 -	40.201	112.5	44.850	126.8	41.018	121.1	2:06.069 (3)	84.77	2.095	09:39:41.551
3 -	39.207	111.2	44.057	126.1	41.004	120.4	2:04.268 (2)	86.00	0.294	09:41:45.819
4 -	39.049	112.5	44.070	126.6	40.855	122.9	2:03.974 (1)	86.21		09:43:49.793

P7		10		Peter SUTHERLAND		Aprilia - Kinpac Racing				
LAP	SECTOR 1	SECTOR 2	SECTOR 3	LAP TIME	MPH	DIFF	TIME OF DAY			
1 -	OUTLAP	98.6	46.473	127.3	43.261	118.9	2:16.659	78.20	11.116	09:37:45.346
2 -	40.018	105.0	45.847	126.3	43.088	120.0	2:08.953 (3)	82.88	3.410	09:39:54.299
3 -	39.460	110.7	44.899	124.0	41.458	120.2	2:05.817 (2)	84.94	0.274	09:42:00.116
4 -	39.273	111.1	44.766	122.6	41.504	119.6	2:05.543 (1)	85.13		09:44:05.659

P8		12		Edward RENDELL		Honda - Banks Racing				
LAP	SECTOR 1	SECTOR 2	SECTOR 3	LAP TIME	MPH	DIFF	TIME OF DAY			
1 -	OUTLAP	106.0	46.664	122.9	42.371	114.7	2:14.538	79.44	8.985	09:37:46.673
2 -	39.843	110.5	44.867	124.2	42.615	115.3	2:07.325 (3)	83.94	1.772	09:39:53.998
3 -	39.710	108.9	44.900	119.8	41.448	115.1	2:06.058 (2)	84.78	0.505	09:42:00.056
4 -	39.424	109.1	44.780	123.3	41.349	116.1	2:05.553 (1)	85.12		09:44:05.609

Weather / Track : Sunny / Dry

Snetterton 300
Circuit Length = 2.9689 miles
Start: 09:35 Flag 09:43 End: 09:45

MCRCB BULLETIN TK204

2013 MCE British Superbike Championship - Round 5

2013 Monster Energy British Motostar Championship

WARM-UP - SECTOR ANALYSIS

SECTOR 1 = FL to I1, SECTOR 2 = I1 to I2, SECTOR 3 = I2 to FL, DIFF = Difference To Personal Best Lap

P9 80		Callum BEY		Honda - RCD Motorsport						
LAP		SECTOR 1	SECTOR 2	SECTOR 3	LAP TIME	MPH	DIFF	TIME OF DAY		
1 -	OUTLAP	101.9	46.300	124.9	42.717	120.4	2:15.533	78.85	9.914	09:37:32.010
2 -	39.948	110.3	44.819	125.6	41.620	119.1	2:06.387 (3)	84.56	0.768	09:39:38.397
3 -	39.527	109.6	44.730	123.8	41.362	119.1	2:05.619 (1)	85.08		09:41:44.016
4 -	39.468	110.3	44.815	123.8	41.451	119.8	2:05.734 (2)	85.00	0.115	09:43:49.750

P10 86		Bradley HUGHES		KTM - Creswell Racing						
LAP		SECTOR 1	SECTOR 2	SECTOR 3	LAP TIME	MPH	DIFF	TIME OF DAY		
1 -	OUTLAP	93.8	47.244	122.9	42.432	116.9	2:16.994	78.01	10.047	09:37:25.944
2 -	40.176	107.8	45.434	121.1	41.926	116.5	2:07.536 (3)	83.80	0.589	09:39:33.480
3 -	39.980	109.2	45.169	120.6	41.798	117.5	2:06.947 (1)	84.19		09:41:40.427
4 -	40.122	105.5	45.615	120.2	41.737	117.1	2:07.474 (2)	83.84	0.527	09:43:47.901

P11 35		Elliot LODGE		Honda - SP125 / SpikeRacing						
LAP		SECTOR 1	SECTOR 2	SECTOR 3	LAP TIME	MPH	DIFF	TIME OF DAY		
1 -	OUTLAP	106.0	46.625	119.6	43.192	116.5	2:17.687	77.62	10.712	09:37:39.303
2 -	40.341	108.4	45.775	118.7	42.562	116.7	2:08.678 (3)	83.06	1.703	09:39:47.981
3 -	39.751	109.1	45.358	118.7	42.407	115.9	2:07.516 (2)	83.81	0.541	09:41:55.497
4 -	39.640	109.2	45.437	118.5	41.898	116.7	2:06.975 (1)	84.17		09:44:02.472

P12 64		Asher DURHAM		Seel Honda - Repli-Cast UK						
LAP		SECTOR 1	SECTOR 2	SECTOR 3	LAP TIME	MPH	DIFF	TIME OF DAY		
1 -	OUTLAP	96.2	48.077	117.9	44.205	122.6	2:21.444	75.56	13.087	09:37:31.391
2 -	41.355	101.0	46.244	126.3	42.889	124.7	2:10.488 (3)	81.90	2.131	09:39:41.879
3 -	40.365	105.1	45.840	123.3	43.082	124.0	2:09.287 (2)	82.66	0.930	09:41:51.166
4 -	40.090	107.7	45.644	124.9	42.623	123.5	2:08.357 (1)	83.26		09:43:59.523

P13 41		Milo WARD		Luyten Honda - FPW Racing						
LAP		SECTOR 1	SECTOR 2	SECTOR 3	LAP TIME	MPH	DIFF	TIME OF DAY		
1 -	OUTLAP	96.5	48.065	121.7	44.111	115.9	2:19.605	76.55	11.113	09:37:31.086
2 -	41.407	107.7	46.116	120.9	42.986	116.7	2:10.509 (3)	81.89	2.017	09:39:41.595
3 -	40.108	106.6	45.869	120.4	42.793	116.3	2:08.770 (2)	83.00	0.278	09:41:50.365
4 -	40.365	108.4	45.580	120.2	42.547	116.7	2:08.492 (1)	83.18		09:43:58.857

P14 36		Jayson URIBE		Honda - Rock and Sons Racing						
LAP		SECTOR 1	SECTOR 2	SECTOR 3	LAP TIME	MPH	DIFF	TIME OF DAY		
1 -	OUTLAP	106.6	47.792	120.0	45.426	114.1	2:23.983	74.23	13.228	09:37:43.439
2 -	41.297	106.6	46.308	122.9	44.246	115.3	2:11.851 (2)	81.06	1.096	09:39:55.290
3 -	40.663	108.9	46.600	120.0	43.492	117.1	2:10.755 (1)	81.74		09:42:06.045

P15 42 M3		James HOBSON		Honda - Two 4 Motorsport						
LAP		SECTOR 1	SECTOR 2	SECTOR 3	LAP TIME	MPH	DIFF	TIME OF DAY		
1 -	OUTLAP	92.9	49.711	124.5	45.213	120.0	2:23.811	74.32	12.702	09:37:59.855
2 -	42.305	106.8	47.462	124.7	44.020	118.5	2:13.787 (3)	79.88	2.678	09:40:13.642
3 -	41.337	107.7	46.518	124.7	43.743	118.3	2:11.598 (2)	81.21	0.489	09:42:25.240
4 -	41.407	101.5	46.612	122.2	43.090	118.9	2:11.109 (1)	81.52		09:44:36.349

P16 22		Stephanie WADDELOW		Aprilia - Moto Strada						
LAP		SECTOR 1	SECTOR 2	SECTOR 3	LAP TIME	MPH	DIFF	TIME OF DAY		
1 -	OUTLAP	94.6	48.273	124.0	44.666	120.2	2:23.182	74.64	11.937	09:37:48.560
2 -	41.518	107.2	47.094	124.7	44.245	120.6	2:12.857 (3)	80.44	1.612	09:40:01.417
3 -	41.378	108.4	46.262	117.1	43.605	120.9	2:11.245 (1)	81.43		09:42:12.662
4 -	41.091	109.4	46.250	123.5	44.484	120.0	2:11.825 (2)	81.07	0.580	09:44:24.487

Weather / Track : Sunny / Dry

Snetterton 300
Circuit Length = 2.9689 miles
Start: 09:35 Flag 09:43 End: 09:45

MCRCB BULLETIN TK204

2013 MCE British Superbike Championship - Round 5

2013 Monster Energy British Motostar Championship

WARM-UP - SECTOR ANALYSIS

SECTOR 1 = FL to I1, SECTOR 2 = I1 to I2, SECTOR 3 = I2 to FL, DIFF = Difference To Personal Best Lap

P17 65		Josh OWENS		Honda - Trax Hydraulics						
LAP		SECTOR 1	SECTOR 2	SECTOR 3	LAP TIME	MPH	DIFF	TIME OF DAY		
1 -	OUTLAP	97.8	48.665	117.5	45.175	109.1	2:21.822	75.36	10.260	09:37:58.703
2 -	41.865	101.9	47.699	114.3	44.812	112.5	2:14.376 (3)	79.53	2.814	09:40:13.079
3 -	41.786	102.7	47.733	114.9	44.048	114.1	2:13.567 (2)	80.02	2.005	09:42:26.646
4 -	41.185	105.5	46.912	114.7	43.465	114.7	2:11.562 (1)	81.23		09:44:38.208

P18 44		Jake BAYFORD		Honda - j4ke.com						
LAP		SECTOR 1	SECTOR 2	SECTOR 3	LAP TIME	MPH	DIFF	TIME OF DAY		
1 -	OUTLAP	96.4	49.942	110.9	46.504	112.5	2:26.112	73.14	14.369	09:37:56.920
2 -	41.771	104.2	46.873	119.6	44.650	113.3	2:13.294 (2)	80.18	1.551	09:40:10.214
3 -	41.698	103.5	47.513	114.9	44.145	114.5	2:13.356 (3)	80.14	1.613	09:42:23.570
4 -	41.248	102.7	46.897	117.3	43.598	115.7	2:11.743 (1)	81.12		09:44:35.313

P19 69		Ryan BRAIN		KTM - Cresswell Racing						
LAP		SECTOR 1	SECTOR 2	SECTOR 3	LAP TIME	MPH	DIFF	TIME OF DAY		
1 -	OUTLAP	94.5	50.063	104.0	46.035	112.7	2:26.372	73.01	14.594	09:37:56.111
2 -	42.961	100.4	47.164	114.7	45.103	114.3	2:15.228 (3)	79.03	3.450	09:40:11.339
3 -	42.214	104.3	47.541	112.7	44.402	117.3	2:14.157 (2)	79.66	2.379	09:42:25.496
4 -	41.481	106.1	47.004	116.3	43.293	116.3	2:11.778 (1)	81.10		09:44:37.274

P20 18		Paul DOBB		Honda - PDR						
LAP		SECTOR 1	SECTOR 2	SECTOR 3	LAP TIME	MPH	DIFF	TIME OF DAY		
1 -	OUTLAP	100.3	47.879	120.9	44.669	116.5	2:21.729	75.41	9.531	09:42:31.410
2 -	41.122	107.7	46.745	120.9	44.331	116.1	2:12.198 (1)	80.84		09:44:43.608

P21 24		Daniel COSTILLA		Honda - Repli-Cast UK						
LAP		SECTOR 1	SECTOR 2	SECTOR 3	LAP TIME	MPH	DIFF	TIME OF DAY		
1 -	OUTLAP	96.2	48.546	121.1	46.495	116.3	2:24.649	73.88	12.209	09:37:39.263
2 -	41.900	101.5	47.436	122.2	44.615	117.7	2:13.951 (3)	79.79	1.511	09:39:53.214
3 -	41.687	104.2	46.814	121.1	44.111	117.1	2:12.612 (2)	80.59	0.172	09:42:05.826
4 -	41.489	101.6	46.718	120.9	44.233	118.3	2:12.440 (1)	80.70		09:44:18.266

P22 77		Jason VERNON		Honda - SGR Racing						
LAP		SECTOR 1	SECTOR 2	SECTOR 3	LAP TIME	MPH	DIFF	TIME OF DAY		
1 -	OUTLAP	91.5	49.852	116.7	45.464	114.7	2:24.713	73.85	11.637	09:38:00.612
2 -	42.462	103.0	47.325	116.7	44.482	113.1	2:14.269 (3)	79.60	1.193	09:40:14.881
3 -	42.153	102.7	47.277	116.3	44.258	112.2	2:13.688 (2)	79.94	0.612	09:42:28.569
4 -	41.981	101.6	47.096	114.3	43.999	112.0	2:13.076 (1)	80.31		09:44:41.645

P23 13 M3		Sam BURMAN		Honda - WNT / Burman Racing						
LAP		SECTOR 1	SECTOR 2	SECTOR 3	LAP TIME	MPH	DIFF	TIME OF DAY		
1 -	OUTLAP	95.5	50.339	121.7	46.595	115.9	2:27.599	72.41	14.337	09:38:08.000
2 -	42.665	106.3	48.181	121.3	44.816	117.5	2:15.662 (3)	78.78	2.400	09:40:23.662
3 -	41.837	107.2	47.720	121.5	44.585	118.1	2:14.142 (2)	79.67	0.880	09:42:37.804
4 -	41.687	107.8	47.180	120.2	44.395	117.5	2:13.262 (1)	80.20		09:44:51.066

P24 79 M3		Chris TAYLOR		Honda - Elevator Bridle & Saddle Co / Coventry Ducati						
LAP		SECTOR 1	SECTOR 2	SECTOR 3	LAP TIME	MPH	DIFF	TIME OF DAY		
1 -	OUTLAP	86.3	50.720	120.6	47.167	119.6	2:30.186	71.16	15.511	09:38:25.981
2 -	42.996	92.4	47.729	118.3	45.425	120.9	2:16.150 (2)	78.50	1.475	09:40:42.131
3 -	42.093	95.4	47.383	113.9	45.199	120.9	2:14.675 (1)	79.36		09:42:56.806

P25 7		Jamie ASHBY		Honda - JPA Racing						
LAP		SECTOR 1	SECTOR 2	SECTOR 3	LAP TIME	MPH	DIFF	TIME OF DAY		
1 -	OUTLAP	89.0	50.715	116.5	46.585	112.9	2:30.371	71.07	14.831	09:38:08.113

Weather / Track : Sunny / Dry

Snetterton 300
Circuit Length = 2.9689 miles
Start: 09:35 Flag 09:43 End: 09:45

MCRCB BULLETIN TK204**2013 MCE British Superbike Championship - Round 5****2013 Monster Energy British Motostar Championship****WARM-UP - SECTOR ANALYSIS**

SECTOR 1 = FL to I1, SECTOR 2 = I1 to I2, SECTOR 3 = I2 to FL, DIFF = Difference To Personal Best Lap

2 -	42.994	103.8	48.458	119.8	45.154	114.5	2:16.606 (3)	78.24	1.066	09:40:24.719
3 -	42.401	100.9	48.210	116.9	44.929	113.1	2:15.540 (1)	78.85		09:42:40.259
4 -	42.434	102.2	48.369	117.3	44.982	113.5	2:15.785 (2)	78.71	0.245	09:44:56.044

P26	71	David WALES					Honda - TAD Racing				
LAP		SECTOR 1	SECTOR 2		SECTOR 3		LAP TIME	MPH	DIFF	TIME OF DAY	
1 -		OUTLAP	100.4	49.605	113.7	46.291	112.0	2:25.750	73.33	8.706	09:37:59.944
2 -		43.652	96.0	47.897	116.9	46.433	112.2	2:17.982 (2)	77.45	0.938	09:40:17.926
3 -		43.420	103.8	48.027	114.7	46.603	111.4	2:18.050 (3)	77.42	1.006	09:42:35.976
4 -		43.861	105.0	47.567	118.1	45.616	111.8	2:17.044 (1)	77.99		09:44:53.020

P27	43	Arnie SHELTON					Honda - e3 motorsport				
LAP		SECTOR 1	SECTOR 2		SECTOR 3		LAP TIME	MPH	DIFF	TIME OF DAY	
1 -		OUTLAP	102.2	46.078	125.9	42.980	118.9	2:14.904	79.22		09:37:44.678
2 -		39.828	105.1	45.004	114.3	IN PIT		4:42.934 P	37.77		09:42:27.612

P28	3	Taz TAYLOR					Luyten Honda - FPW Racing				
LAP		SECTOR 1	SECTOR 2		SECTOR 3		LAP TIME	MPH	DIFF	TIME OF DAY	
1 -		OUTLAP	109.6	47.037	127.5	43.553	122.4	2:18.583	77.12		09:37:44.839

MCRCB BULLETIN TK205**2013 MCE British Superbike Championship - Round 5****2013 Monster Energy British Motostar Championship****WARM-UP - BEST SPEEDS**

SECTOR 1				SECTOR 2			FINISH LINE		
POS	NO	NAME	MPH	NO	NAME	MPH	NO	NAME	MPH
1	66	Joe IRVING	116.1	66	Joe IRVING	128.8	95	Tarran MACKENZIE	125.2
2	17	Tom CARNE	112.5	3	Taz TAYLOR	128.5	64	Asher DURHAM	124.7
3	95	Tarran MACKENZIE	112.5	10	Peter SUTHERLAND	127.3	66	Joe IRVING	124.0
4	34	Jordan WEAVING	112.0	17	Tom CARNE	126.8	17	Tom CARNE	122.9
5	40	Joe FRANCIS	112.0	40	Joe FRANCIS	126.8	3	Taz TAYLOR	122.4
6	10	Peter SUTHERLAND	111.1	64	Asher DURHAM	126.3	40	Joe FRANCIS	122.4
7	12	Edward RENDELL	110.5	43	Arnie SHELTON	125.9	22	Stephanie WADDELOW	120.9
8	80	Callum BEY	110.3	95	Tarran MACKENZIE	125.9	79	Chris TAYLOR	120.9
9	28	Bradley RAY	109.8	34	Jordan WEAVING	125.6	34	Jordan WEAVING	120.6
10	3	Taz TAYLOR	109.6	80	Callum BEY	125.6	80	Callum BEY	120.4
11	22	Stephanie WADDELOW	109.4	22	Stephanie WADDELOW	124.7	10	Peter SUTHERLAND	120.2
12	35	Elliot LODGE	109.2	42	James HOBSON	124.7	42	James HOBSON	120.0
13	86	Bradley HUGHES	109.2	12	Edward RENDELL	124.2	28	Bradley RAY	119.1
14	36	Jayson URIBE	108.9	36	Jayson URIBE	122.9	43	Arnie SHELTON	118.9
15	41	Milo WARD	108.4	86	Bradley HUGHES	122.9	24	Daniel COSTILLA	118.3
16	13	Sam BURMAN	107.8	24	Daniel COSTILLA	122.2	13	Sam BURMAN	118.1
17	18	Paul DOBB	107.7	28	Bradley RAY	122.0	86	Bradley HUGHES	117.5
18	42	James HOBSON	107.7	13	Sam BURMAN	121.7	69	Ryan BRAIN	117.3
19	64	Asher DURHAM	107.7	41	Milo WARD	121.7	36	Jayson URIBE	117.1
20	69	Ryan BRAIN	106.1	18	Paul DOBB	120.9	35	Elliot LODGE	116.7
21	65	Josh OWENS	105.5	79	Chris TAYLOR	120.6	41	Milo WARD	116.7
22	43	Arnie SHELTON	105.1	7	Jamie ASHBY	119.8	18	Paul DOBB	116.5
23	71	David WALES	105.0	35	Elliot LODGE	119.6	12	Edward RENDELL	116.1
24	24	Daniel COSTILLA	104.2	44	Jake BAYFORD	119.6	44	Jake BAYFORD	115.7
25	44	Jake BAYFORD	104.2	71	David WALES	118.1	65	Josh OWENS	114.7
26	7	Jamie ASHBY	103.8	65	Josh OWENS	117.5	77	Jason VERNON	114.7
27	77	Jason VERNON	103.0	77	Jason VERNON	116.7	7	Jamie ASHBY	114.5
28	79	Chris TAYLOR	95.4	69	Ryan BRAIN	116.3	71	David WALES	112.2

Weather / Track : Sunny / Dry

Results can be found at www.tsl-timing.com

Snetterton 300

Circuit Length = 2.9689 miles

Start: 09:35 Flag 09:43 End: 09:45

Printed - 09:48 Sunday, 07 July 2013

MCRCB BULLETIN TK206

2013 MCE British Superbike Championship - Round 5

2013 Monster Energy British Motostar Championship

WARM-UP - BEST SECTORS

SECTOR 1			SECTOR 2			SECTOR 3			IDEAL / BEST COMPARISON						
POS	NO	NAME	TIME	NO	NAME	TIME	NO	NAME	TIME	POS	NO	NAME	IDEAL	BEST	DIFF
1	40	FRANCIS	38.278	40	FRANCIS	43.608	40	FRANCIS	40.285						
2	95	MACKENZIE	38.492	34	WEAVING	43.851	28	RAY	40.341	1	40	FRANCIS	2:02.171	2:02.921	0.750
3	34	WEAVING	38.554	66	IRVING	43.990	95	MACKENZIE	40.822	2	34	WEAVING	2:03.370	2:03.801	0.431
4	66	IRVING	38.657	17	CARNE	44.057	17	CARNE	40.855	3	95	MACKENZIE	2:03.500	2:03.500	0.000
5	28	RAY	38.995	28	RAY	44.185	34	WEAVING	40.965	4	28	RAY	2:03.521	2:03.521	0.000
6	17	CARNE	39.049	95	MACKENZIE	44.186	66	IRVING	40.993	5	66	IRVING	2:03.640	2:03.915	0.275
7	10	SUTHERLAND	39.273	80	BEY	44.730	12	RENDELL	41.349	6	17	CARNE	2:03.961	2:03.974	0.013
8	12	RENDELL	39.424	10	SUTHERLAND	44.766	80	BEY	41.362	7	10	SUTHERLAND	2:05.497	2:05.543	0.046
9	80	BEY	39.468	12	RENDELL	44.780	10	SUTHERLAND	41.458	8	12	RENDELL	2:05.553	2:05.553	0.000
10	35	LODGE	39.640	43	SHELTON	45.004	86	HUGHES	41.737	9	80	BEY	2:05.560	2:05.619	0.059
11	43	SHELTON	39.828	86	HUGHES	45.169	35	LODGE	41.898	10	86	HUGHES	2:06.886	2:06.947	0.061
12	86	HUGHES	39.980	35	LODGE	45.358	41	WARD	42.547	11	35	LODGE	2:06.896	2:06.975	0.079
13	64	DURHAM	40.090	3	TAYLOR	45.480	64	DURHAM	42.623	12	43	SHELTON	2:07.812		
14	41	WARD	40.108	41	WARD	45.580	43	SHELTON	42.980	13	41	WARD	2:08.235	2:08.492	0.257
15	3	TAYLOR	40.366	64	DURHAM	45.644	42	HOBSON	43.090	14	64	DURHAM	2:08.357	2:08.357	0.000
16	36	URIBE	40.663	22	WADDELOW	46.250	69	BRAIN	43.293	15	3	TAYLOR	2:09.399		
17	22	WADDELOW	41.091	36	URIBE	46.308	65	OWENS	43.465	16	36	URIBE	2:10.463	2:10.755	0.292
18	18	DOBB	41.122	42	HOBSON	46.518	36	URIBE	43.492	17	42	HOBSON	2:10.945	2:11.109	0.164
19	65	OWENS	41.185	24	COSTILLA	46.718	3	TAYLOR	43.553	18	22	WADDELOW	2:10.946	2:11.245	0.299
20	44	BAYFORD	41.248	18	DOBB	46.745	44	BAYFORD	43.598	19	65	OWENS	2:11.562	2:11.562	0.000
21	42	HOBSON	41.337	44	BAYFORD	46.873	22	WADDELOW	43.605	20	44	BAYFORD	2:11.719	2:11.743	0.024
22	69	BRAIN	41.481	65	OWENS	46.912	77	VERNON	43.999	21	69	BRAIN	2:11.778	2:11.778	0.000
23	24	COSTILLA	41.489	69	BRAIN	47.004	24	COSTILLA	44.111	22	18	DOBB	2:12.198	2:12.198	0.000
24	13	BURMAN	41.687	77	VERNON	47.096	18	DOBB	44.331	23	24	COSTILLA	2:12.318	2:12.440	0.122
25	77	VERNON	41.981	13	BURMAN	47.180	13	BURMAN	44.395	24	77	VERNON	2:13.076	2:13.076	0.000
26	79	TAYLOR	42.093	79	TAYLOR	47.383	7	ASHBY	44.929	25	13	BURMAN	2:13.262	2:13.262	0.000
27	7	ASHBY	42.401	71	WALES	47.567	79	TAYLOR	45.199	26	79	TAYLOR	2:14.675	2:14.675	0.000
28	71	WALES	43.420	7	ASHBY	48.210	71	WALES	45.616	27	7	ASHBY	2:15.540	2:15.540	0.000
										28	71	WALES	2:16.603	2:17.044	0.441

Weather / Track : Sunny / Dry

Results can be found at www.tsl-timing.com

Snetterton 300

Circuit Length = 2.9689 miles

Start: 09:35 Flag 09:43 End: 09:45

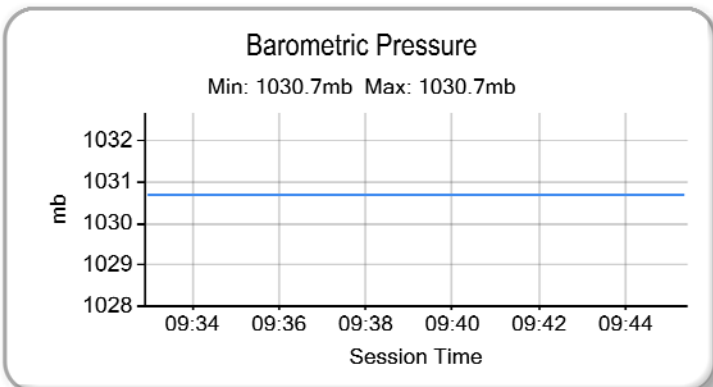
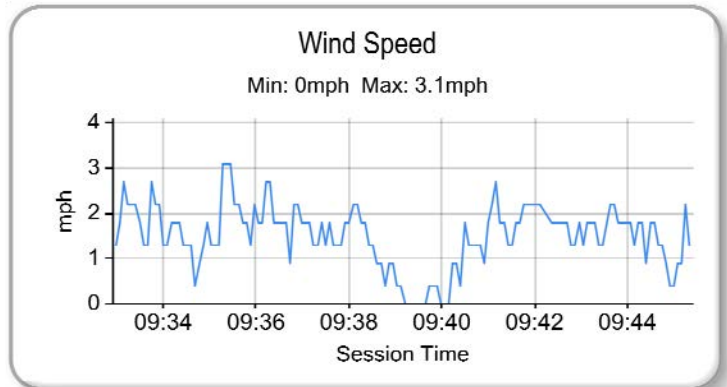
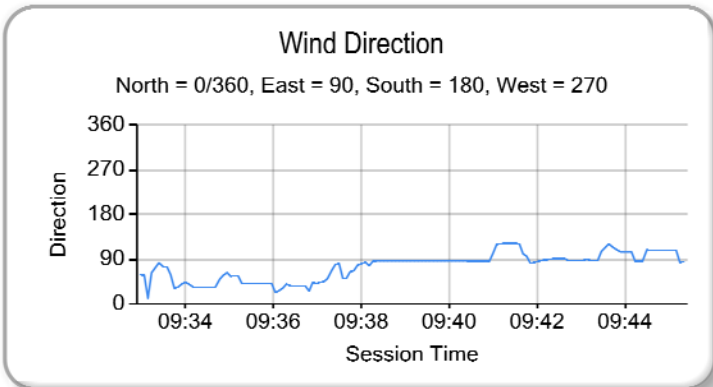
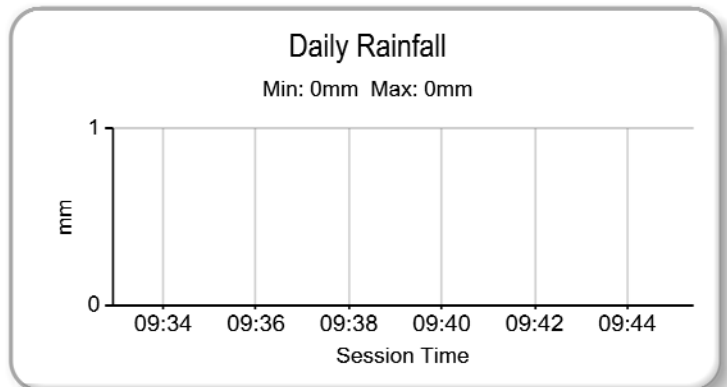
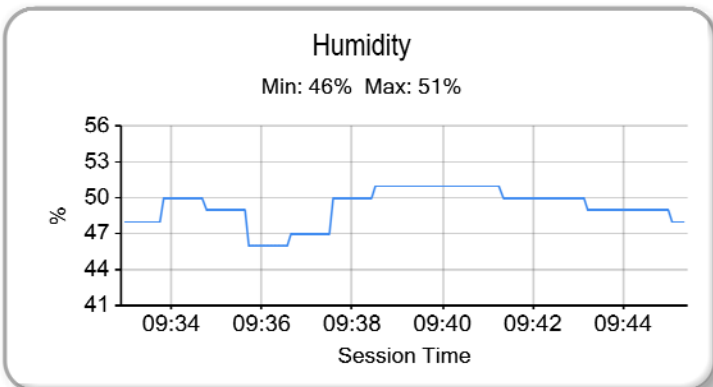
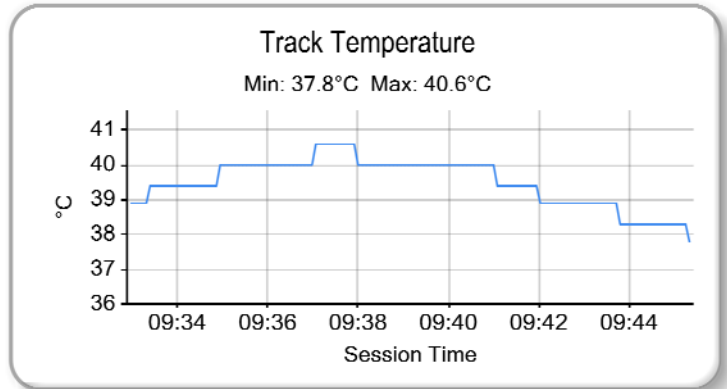
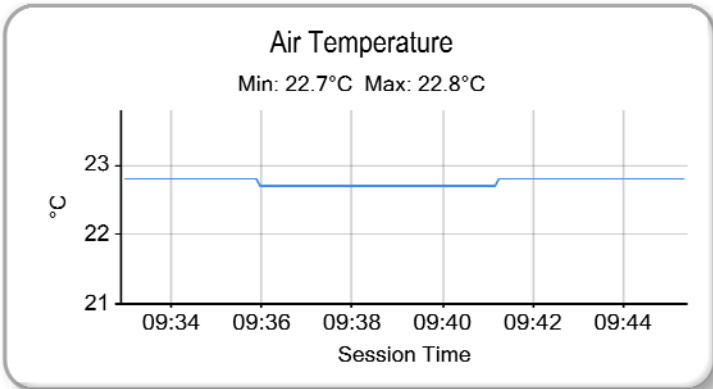
Printed - 09:48 Sunday, 07 July 2013

MCRCB BULLETIN TK207

2013 MCE British Superbike Championship - Round 5

2013 Monster Energy British Motostar Championship

WARM-UP - WEATHER CONDITIONS



Weather / Track : Sunny / Dry

Results can be found at www.tsl-timing.com

Snetterton 300
Circuit Length = 2.9689 miles
Start: 09:35 Flag 09:43 End: 09:45

Printed - 09:48 Sunday, 07 July 2013



ROW 7	28 71 2:17.446 David WALES	27 69 2:14.982 Ryan BRAIN	26 7 2:14.090 Jamie ASHBY	25 77 2:13.987 Jason VERNON
ROW 6	24 79 2:13.483 Chris TAYLOR	23 65 2:12.568 Josh OWENS	22 18 2:12.512 Paul DOBB	21 13 2:09.800 Sam BURMAN
ROW 5	20 24 2:09.637 Daniel COSTILLA	19 36 2:09.401 Jayson URIBE	18 64 2:09.255 Asher DURHAM	17 42 2:08.266 James HOBSON
ROW 4	16 44 2:07.950 Jake BAYFORD	15 41 2:07.718 Milo WARD	14 22 2:07.020 Stephanie WADDELOW	13 86 2:06.322 Bradley HUGHES
ROW 3	12 3 2:06.229 Taz TAYLOR	11 80 2:05.518 Callum BEY	10 10 2:05.484 Peter SLITHERLAND	9 35 2:05.141 Elliot LODGE
ROW 2	8 12 2:04.494 Edward RENDELL	7 43 2:04.053 Arnie SHELTON	6 17 2:03.837 Tom CARNE	5 28 2:03.089 Bradley RAY
ROW 1	4 66 2:02.851 Joe IRVING	3 40 2:02.694 Joe FRANCIS	2 95 2:01.973 Tarran MACKENZIE	1 34 2:01.689 Jordan WEAIVING
Pole				

Snetterton 300
Circuit Length = 2.9689 miles

These results are provisional until the conclusion of any judicial and technical matters.

Race Director :	Stewards :	Timekeeper :
-----------------	------------	--------------

Results can be found at www.britishsuperbike.com

Printed - 09:45 Sunday, 07 July 2013



RACE 9 - CLASSIFICATION



POS	NO	CL	PIC NAME	ENTRY	LAPS	TIME	GAP	DIFF	MPH	BEST	ON
1	40	M3	1 Joe FRANCIS	Honda - Team WD40	12	24:30.071			87.24	2:00.850	12
2	66	M3	2 Joe IRVING	KTM - RS Racing / The Toad and Tatle Pub	12	24:30.153	0.082	0.082	87.24	2:00.377	11
3	95	M3	3 Tarran MACKENZIE	KTM - Redline KTM	12	24:30.588	0.517	0.435	87.21	2:00.858	11
4	28		1 Bradley RAY	Honda - FAB Racing / SP125	12	24:39.117	9.046	8.529	86.71	2:01.698	7
5	12		2 Edward RENDELL	Honda - Banks Racing	12	25:03.569	33.498	24.452	85.30	2:04.414	5
6	22		3 Stephanie WADDELOW	Aprilia - Moto Strada	12	25:19.836	49.765	16.267	84.38	2:04.353	11
7	80		4 Callum BEY	Honda - RCD Motorsport	12	25:19.910	49.839	0.074	84.38	2:05.675	3
8	10		5 Peter SUTHERLAND	Aprilia - Kinpac Racing	12	25:20.115	50.044	0.205	84.37	2:05.777	11
9	3		6 Taz TAYLOR	Luyten Honda - FPW Racing	12	25:23.871	53.800	3.756	84.16	2:05.510	12
10	86		7 Bradley HUGHES	KTM - Creswell Racing	12	25:57.312	1:27.241	33.441	82.35	2:07.115	4
11	41		8 Milo WARD	Luyten Honda - FPW Racing	12	26:01.296	1:31.225	3.984	82.14	2:08.253	12
12	64		9 Asher DURHAM	Seel Honda - Repli-Cast UK	12	26:01.393	1:31.322	0.097	82.14	2:08.289	12
13	36		10 Jayson URIBE	Honda - Rock and Sons Racing	12	26:02.347	1:32.276	0.954	82.09	2:08.324	10
14	42	M3	4 James HOBSON	Honda - Two 4 Motorsport	12	26:02.519	1:32.448	0.172	82.08	2:08.447	11
15	13	M3	5 Sam BURMAN	Honda - WNT / Burman Racing	12	26:17.126	1:47.055	14.607	81.32	2:10.109	4
16	79	M3	6 Chris TAYLOR	Honda - Elevator Bridle & Saddle Co / Coventry Duc	12	26:22.078	1:52.007	4.952	81.06	2:10.026	11
17	18		11 Paul DOBB	Honda - PDR	12	26:22.612	1:52.541	0.534	81.04	2:10.198	11
18	65		12 Josh OWENS	Honda - Trax Hydraulics	12	26:30.235	2:00.164	7.623	80.65	2:10.471	5
19	77		13 Jason VERNON	Honda - SGR Racing	12	26:41.601	2:11.530	11.366	80.08	2:11.746	4
20	71		14 David WALES	Honda - TAD Racing	11	25:58.645	1 Lap	1 Lap	75.43	2:17.000	2

NOT CLASSIFIED

DNF	34	M3	Jordan WEAVING	KTM - Jordan Racing / Burkert	11	22:28.739	1 Lap		87.16	2:00.758	11
DNF	44		Jake BAYFORD	Honda - j4ke.com	9	19:36.225	3 Laps	2 Laps	81.78	2:09.195	9
DNF	43		Arnie SHELTON	Honda - e3 motorsport	8	16:39.049	4 Laps	1 Lap	85.58	2:03.441	5
DNF	69		Ryan BRAIN	KTM - Creswell Racing	3	6:42.072	9 Laps	5 Laps	79.74	2:10.834	2
DNF	7		Jamie ASHBY	Honda - JPA Racing	2	4:38.008	10 Laps	1 Lap	76.89	2:14.558	2
DNF	35		Elliot LODGE	Honda - SP125 / SpikeRacing	1	2:12.435	11 Laps	1 Lap	80.70	2:12.435	1
DNF	17		Tom CARNE	Honda - TC Racing / SP125 racing	0						
DNF	24		Daniel COSTILLA	Honda - Repli-Cast UK	0						

FASTEST LAP

	66	M3	Joe IRVING	KTM - RS Racing / The Toad and Tatle Pub	11	2:00.377			88.78 mph	142.89 kph	
	28		Bradley RAY	Honda - FAB Racing / SP125	7	2:01.698			87.82 mph	141.34 kph	

New Lap Record

Weather / Track : Sunny / Dry

These results are provisional until the conclusion of any judicial and technical matters.

Snetterton 300

Circuit Length = 2.9689 miles

Start: 13:33 Flag 13:57 End: 13:59

Race Director :	Stewards :	Timekeeper :
-----------------	------------	--------------

Results can be found at www.britishsuperbike.com

Printed - 14:00 Sunday, 07 July 2013

MCRCB BULLETIN TK250

2013 MCE British Superbike Championship - Round 5

2013 Monster Energy British Motostar Championship

RACE 9 - LAP CHART

LAP 1		
NO	BEHIND	LAP TIME

40		2:08.954
34	0.297	2:09.251
95	0.314	2:09.268
66	0.515	2:09.469
43	1.266	2:10.220
28	2.412	2:11.366
12	2.491	2:11.445
10	3.118	2:12.072
35	3.481	2:12.435
80	3.723	2:12.677
3	5.602	2:14.556
22	5.899	2:14.853
86	6.321	2:15.275
44	7.863	2:16.817
64	8.696	2:17.650
36	8.753	2:17.707
41	9.159	2:18.113
13	9.877	2:18.831
42	10.148	2:19.102
69	10.600	2:19.554
18	11.326	2:20.280
79	12.224	2:21.178
77	13.121	2:22.075
65	13.170	2:22.124
7	14.496	2:23.450
71	15.477	2:24.431

LAP 2		
NO	BEHIND	LAP TIME

40		2:02.949
66	0.167	2:02.601
34	0.395	2:03.047
95	0.423	2:03.058
43	2.864	2:04.547
28	2.891	2:03.428
12	3.984	2:04.442
10	6.282	2:06.113
80	7.099	2:06.325
3	9.969	2:07.316
22	10.833	2:07.883
86	10.981	2:07.609
64	15.772	2:10.025
44	16.028	2:11.114
41	16.249	2:10.039
36	16.403	2:10.599
13	18.449	2:11.521
69	18.485	2:10.834
42	18.807	2:11.608
18	18.987	2:10.610
79	20.895	2:11.620
65	21.772	2:11.551
77	21.994	2:11.822
7	26.105	2:14.558
71	29.528	2:17.000

LAP 3		
NO	BEHIND	LAP TIME

95		2:01.572
40	0.116	2:02.111
66	0.599	2:02.427
34	1.368	2:02.968

28	3.419	2:02.523
43	5.294	2:04.425
12	6.555	2:04.566
10	10.706	2:06.419
80	10.779	2:05.675
3	14.618	2:06.644
22	15.821	2:06.983
86	16.165	2:07.179
44	23.450	2:09.417
64	23.873	2:10.096
41	24.317	2:10.063
36	24.411	2:10.003
42	27.089	2:10.277
13	27.807	2:11.353
69	28.174	2:11.684
18	29.235	2:12.243
79	30.095	2:11.195
65	30.962	2:11.185
77	31.900	2:11.901
71	47.535	2:20.002

LAP 4		
NO	BEHIND	LAP TIME

40		2:02.435
66	0.124	2:02.076
95	0.215	2:02.766
34	0.614	2:01.797
28	3.732	2:02.864
43	7.180	2:04.437
12	8.680	2:04.676
80	14.059	2:05.831
10	14.200	2:06.045
3	18.843	2:06.776
22	19.653	2:06.383
86	20.729	2:07.115
64	30.778	2:09.456
44	31.249	2:10.350
36	31.417	2:09.557
41	31.571	2:09.805
42	33.939	2:09.401
13	35.365	2:10.109
79	38.249	2:10.705
18	38.880	2:12.196
65	39.277	2:10.866
77	41.095	2:11.746
71	1:05.379	2:20.395

LAP 5		
NO	BEHIND	LAP TIME

40		2:02.293
95	0.069	2:02.147
34	0.301	2:01.980
66	0.499	2:02.668
28	3.283	2:01.844
43	8.328	2:03.441
12	10.801	2:04.414
80	17.484	2:05.718
10	17.780	2:05.873
3	22.855	2:06.305
22	23.200	2:05.840
86	27.063	2:08.627
44	38.578	2:09.622
64	38.641	2:10.156
36	38.905	2:09.781

41	39.015	2:09.737
42	41.036	2:09.390
13	43.533	2:10.461
79	46.722	2:10.766
65	47.455	2:10.471
18	47.613	2:11.026
77	50.837	2:12.035
71	1:23.539	2:20.453

LAP 6		
NO	BEHIND	LAP TIME

40		2:02.501
66	0.130	2:02.132
34	0.184	2:02.384
95	0.516	2:02.948
28	3.115	2:02.333
43	9.479	2:03.652
12	13.167	2:04.867
80	21.051	2:06.068
10	21.125	2:05.846
3	26.344	2:05.990
22	26.691	2:05.992
86	33.775	2:09.213
64	45.734	2:09.594
36	46.097	2:09.693
41	46.363	2:09.849
44	46.409	2:10.332
42	47.994	2:09.459
13	51.205	2:10.173
65	55.566	2:10.612
79	55.973	2:11.752
18	56.365	2:11.253
77	1:01.103	2:12.767
71	1:42.651	2:21.613

LAP 7		
NO	BEHIND	LAP TIME

40		2:02.438
95	0.287	2:02.209
34	0.409	2:02.663
66	0.752	2:03.060
28	2.375	2:01.698
43	10.982	2:03.941
12	15.574	2:04.845
80	25.107	2:06.494
10	25.326	2:06.639
22	29.705	2:05.452
3	30.004	2:06.098
86	42.962	2:11.625
64	52.617	2:09.321
36	53.377	2:09.718
44	53.399	2:09.428
41	53.532	2:09.607
42	54.564	2:09.008
13	59.328	2:10.561
65	1:04.423	2:11.295
18	1:04.989	2:11.062
79	1:05.183	2:11.648
77	1:10.974	2:12.309

LAP 8		
NO	BEHIND	LAP TIME

40		2:01.401
-----------	--	----------

34	0.213	2:01.205
66	0.461	2:01.110
71	1 Lap	2:21.938
95	0.998	2:02.112
28	2.678	2:01.704
43	13.967	2:04.386
12	19.181	2:05.008
80	30.190	2:06.484
10	30.414	2:06.489
22	34.429	2:06.125
3	35.482	2:06.879
86	54.931	2:13.370
41	1:01.243	2:09.112
64	1:01.366	2:10.150
44	1:01.948	2:09.950
36	1:02.303	2:10.327
42	1:02.607	2:09.444
13	1:08.739	2:10.812
18	1:14.263	2:10.675
65	1:14.359	2:11.337
79	1:14.797	2:11.015
77	1:22.466	2:12.893

LAP 9		
NO	BEHIND	LAP TIME

40		2:01.980
66	0.048	2:01.567
34	0.095	2:01.862
95	0.326	2:01.308
28	2.713	2:02.015
12	21.719	2:04.518
71	1 Lap	2:23.503
80	34.924	2:06.714
10	35.216	2:06.782
22	37.750	2:05.301
3	39.880	2:06.378
86	1:01.033	2:08.082
64	1:08.455	2:09.069
41	1:08.670	2:09.407
36	1:08.989	2:08.666
44	1:09.163	2:09.195
42	1:09.250	2:08.623
13	1:17.405	2:10.646
65	1:23.190	2:10.811
18	1:23.654	2:11.371
79	1:23.677	2:10.860
77	1:33.265	2:12.779

LAP 10		
NO	BEHIND	LAP TIME

34		2:00.824
40	0.269	2:01.188
95	0.646	2:01.239
66	0.881	2:01.752
28	4.793	2:02.999
12	25.666	2:04.866
80	40.299	2:06.294
10	40.491	2:06.194
22	41.872	2:05.041
71	1 Lap	2:22.163
3	44.510	2:05.549
86	1:09.991	2:09.877
41	1:16.374	2:08.623
36	1:16.394	2:08.324

LAP 11		
NO	BEHIND	LAP TIME

34		2:00.758
40	0.482	2:00.971
66	0.500	2:00.377
95	0.746	2:00.858
28	6.737	2:02.702
12	29.405	2:04.497
80	45.261	2:05.720
22	45.467	2:04.353
10	45.510	2:05.777
3	49.622	2:05.870
71	1 Lap	2:23.074
86	1:18.761	2:09.528
36	1:24.226	2:08.590
41	1:24.304	2:08.688
64	1:24.365	2:08.545
42	1:24.918	2:08.447
13	1:37.307	2:10.771
79	1:42.206	2:10.026
18	1:42.973	2:10.198
65	1:50.059	2:17.855
77	1:58.563	2:13.285

LAP 12		
NO	BEHIND	LAP TIME

40		2:00.850
66	0.082	2:00.914
95	0.517	2:01.103
28	9.046	2:03.641
12	33.498	2:05.425
22	49.765	2:05.630
80	49.839	2:05.910
10	50.044	2:05.866
3	53.800	2:05.510
86	1:27.241	2:09.812
71	1 Lap	2:24.073
41	1:31.225	2:08.253
64	1:31.322	2:08.289
36	1:32.276	2:09.382
42	1:32.448	2:08.862
13	1:47.055	2:11.080
79	1:52.007	2:11.133
18	1:52.541	2:10.900
65	2:00.164	2:11.437
77	2:11.530	2:14.299

MCRCB BULLETIN TK251

2013 MCE British Superbike Championship - Round 5

2013 Monster Energy British Motostar Championship

RACE 9 - POSITION CHART

No	Name	Lap												
		Pos	1	2	3	4	5	6	7	8	9	10	11	12
34	WEAVING	1	40	40	95	40	40	40	40	40	40	34	34	40
95	MACKENZIE	2	34	66	40	66	95	66	95	34	66	40	40	66
40	FRANCIS	3	95	34	66	95	34	34	34	66	34	95	66	95
66	IRVING	4	66	95	34	34	66	95	66	95	95	66	95	28
28	RAY	5	43	43	28	28	28	28	28	28	28	28	28	12
17	CARNE	6	28	28	43	43	43	43	43	43	12	12	12	22
43	SHELTON	7	12	12	12	12	12	12	12	12	80	80	80	80
12	RENDELL	8	10	10	10	80	80	80	80	80	10	10	22	10
35	LODGE	9	35	80	80	10	10	10	10	10	22	22	10	3
10	SUTHERLAND	10	80	3	3	3	3	3	22	22	3	3	3	86
80	BEY	11	3	22	22	22	22	22	3	3	86	86	86	41
3	TAYLOR	12	22	86	86	86	86	86	86	86	64	41	36	64
86	HUGHES	13	86	64	44	64	44	64	64	41	41	36	41	36
22	WADDELOW	14	44	44	64	44	64	36	36	64	36	64	64	42
41	WARD	15	64	41	41	36	36	41	44	44	44	42	42	13
44	BAYFORD	16	36	36	36	41	41	44	41	36	42	13	13	79
42	HOBSON	17	41	13	42	42	42	42	42	42	13	79	79	18
64	DURHAM	18	13	69	13	13	13	13	13	13	65	65	18	65
36	URIBE	19	42	42	69	79	79	65	65	18	18	18	65	77
24	COSTILLA	20	69	18	18	18	65	79	18	65	79	77	77	
13	BURMAN	21	18	79	79	65	18	18	79	79	77	71	71	
18	DOBB	22	79	65	65	77	77	77	77	77	77	71		
65	OWENS	23	77	77	77	71	71	71	71	71				
79	TAYLOR	24	65	7	71									
77	VERNON	25	7	71										
7	ASHBY	26	71											
69	BRAIN	27												
71	WALES	28												

Weather / Track : Sunny / Dry

Results can be found at www.tsl-timing.com

Snetterton 300
 Circuit Length = 2.9689 miles
 Start: 13:33 Flag 13:57 End: 13:59

Printed - 14:02 Sunday, 07 July 2013

MCRCB BULLETIN TK252

2013 MCE British Superbike Championship - Round 5

2013 Monster Energy British Motostar Championship

RACE 9 - SECTOR ANALYSIS

SECTOR 1 = FL to I1, SECTOR 2 = I1 to I2, SECTOR 3 = I2 to FL, DIFF = Difference To Personal Best Lap

P1		40 M3		Joe FRANCIS		Honda - Team WD40				
LAP	SECTOR 1		SECTOR 2		SECTOR 3		LAP TIME	MPH	DIFF	TIME OF DAY
1 -		110.0	43.859	126.6	40.503	122.9	2:08.954	82.88	8.104	13:35:08.985
2 -	38.528	110.5	43.999	126.1	40.422	122.2	2:02.949	86.93	2.099	13:37:11.934
3 -	38.412	111.6	43.560	128.3	40.139	124.2	2:02.111	87.52	1.261	13:39:14.045
4 -	38.394	110.9	43.839	126.8	40.202	123.8	2:02.435	87.29	1.585	13:41:16.480
5 -	38.313	112.5	43.739	127.5	40.241	123.8	2:02.293	87.39	1.443	13:43:18.773
6 -	38.575	112.2	43.643	126.6	40.283	123.8	2:02.501	87.24	1.651	13:45:21.274
7 -	38.382	110.0	43.973	125.4	40.083	124.0	2:02.438	87.29	1.588	13:47:23.712
8 -	38.098	111.6	43.392	125.6	39.911	123.8	2:01.401	88.03	0.551	13:49:25.113
9 -	38.304	110.0	43.357	128.0	40.319	123.3	2:01.980	87.62	1.130	13:51:27.093
10 -	38.203	112.4	43.111	128.5	39.874	124.2	2:01.188 (3)	88.19	0.338	13:53:28.281
11 -	38.065	113.9	42.879	129.0	40.027	124.2	2:00.971 (2)	88.35	0.121	13:55:29.252
12 -	37.550	113.3	43.246	125.6	40.054	123.8	2:00.850 (1)	88.44		13:57:30.102

P2		66 M3		Joe IRVING		KTM - RS Racing / The Toad and Tatle Pub				
LAP	SECTOR 1		SECTOR 2		SECTOR 3		LAP TIME	MPH	DIFF	TIME OF DAY
1 -		114.7	44.397	129.3	40.542	126.6	2:09.469	82.55	9.092	13:35:09.500
2 -	38.539	111.4	43.648	128.8	40.414	125.2	2:02.601	87.17	2.224	13:37:12.101
3 -	38.543	113.9	43.412	124.2	40.472	122.2	2:02.427	87.30	2.050	13:39:14.528
4 -	38.288	114.7	43.452	128.5	40.336	126.8	2:02.076	87.55	1.699	13:41:16.604
5 -	38.285	113.5	44.152	126.6	40.231	127.3	2:02.668	87.13	2.291	13:43:19.272
6 -	38.522	115.1	43.355	124.2	40.255	125.4	2:02.132	87.51	1.755	13:45:21.404
7 -	38.344	113.9	44.412	121.3	40.304	125.6	2:03.060	86.85	2.683	13:47:24.464
8 -	38.397	115.9	42.803	129.0	39.910	126.6	2:01.110 (3)	88.25	0.733	13:49:25.574
9 -	37.985	113.9	43.434	120.6	40.148	124.2	2:01.567	87.91	1.190	13:51:27.141
10 -	38.426	117.7	43.401	126.1	39.925	124.7	2:01.752	87.78	1.375	13:53:28.893
11 -	37.965	115.9	42.906	129.8	39.506	125.2	2:00.377 (1)	88.78		13:55:29.270
12 -	37.726	116.5	43.015	126.8	40.173	126.3	2:00.914 (2)	88.39	0.537	13:57:30.184

P3		95 M3		Tarran MACKENZIE		KTM - Redline KTM				
LAP	SECTOR 1		SECTOR 2		SECTOR 3		LAP TIME	MPH	DIFF	TIME OF DAY
1 -		113.7	44.122	124.9	40.440	123.1	2:09.268	82.68	8.410	13:35:09.299
2 -	38.437	107.7	43.958	123.1	40.663	122.2	2:03.058	86.85	2.200	13:37:12.357
3 -	38.307	113.7	43.323	128.0	39.942	121.1	2:01.572	87.91	0.714	13:39:13.929
4 -	38.526	109.6	43.927	124.5	40.313	126.8	2:02.766	87.06	1.908	13:41:16.695
5 -	38.076	112.4	43.968	127.0	40.103	125.2	2:02.147	87.50	1.289	13:43:18.842
6 -	39.487	114.3	43.444	124.0	40.017	125.4	2:02.948	86.93	2.090	13:45:21.790
7 -	38.592	110.0	43.662	124.2	39.955	124.7	2:02.209	87.45	1.351	13:47:23.999
8 -	38.986	114.7	43.193	125.2	39.933	124.0	2:02.112	87.52	1.254	13:49:26.111
9 -	37.985	112.0	43.327	126.3	39.996	124.7	2:01.308	88.10	0.450	13:51:27.419
10 -	37.989	114.5	43.448	127.8	39.802	123.3	2:01.239 (3)	88.15	0.381	13:53:28.658
11 -	38.075	113.9	43.135	125.4	39.648	125.4	2:00.858 (1)	88.43		13:55:29.516
12 -	37.730	116.1	42.962	126.6	40.411	121.1	2:01.103 (2)	88.25	0.245	13:57:30.619

P4		28		Bradley RAY		Honda - FAB Racing / SP125				
LAP	SECTOR 1		SECTOR 2		SECTOR 3		LAP TIME	MPH	DIFF	TIME OF DAY
1 -		110.3	44.527	123.3	40.769	119.8	2:11.366	81.36	9.668	13:35:11.397
2 -	38.742	112.4	44.222	124.5	40.464	120.6	2:03.428	86.59	1.730	13:37:14.825
3 -	38.736	111.4	43.706	124.2	40.081	117.7	2:02.523	87.23	0.825	13:39:17.348
4 -	38.669	111.2	44.119	122.6	40.076	119.1	2:02.864	86.99	1.166	13:41:20.212
5 -	38.594	111.8	43.504	124.0	39.746	119.1	2:01.844 (3)	87.71	0.146	13:43:22.056
6 -	38.820	112.0	43.600	122.0	39.913	119.8	2:02.333	87.36	0.635	13:45:24.389
7 -	38.411	109.4	43.679	122.4	39.608	119.8	2:01.698 (1)	87.82		13:47:26.087
8 -	38.512	110.5	43.460	122.2	39.732	118.9	2:01.704 (2)	87.82	0.006	13:49:27.791
9 -	38.461	110.0	43.775	123.1	39.779	118.7	2:02.015	87.59	0.317	13:51:29.806
10 -	38.729	110.1	43.861	123.1	40.409	117.3	2:02.999	86.89	1.301	13:53:32.805
11 -	38.785	110.9	43.742	121.5	40.175	118.7	2:02.702	87.10	1.004	13:55:35.507
12 -	38.790	108.0	44.418	120.4	40.433	116.9	2:03.641	86.44	1.943	13:57:39.148

Weather / Track : Sunny / Dry

Snetterton 300
Circuit Length = 2.9689 miles
Start: 13:33 Flag 13:57 End: 13:59

MCRCB BULLETIN TK252

2013 MCE British Superbike Championship - Round 5

2013 Monster Energy British Motostar Championship

RACE 9 - SECTOR ANALYSIS

SECTOR 1 = FL to I1, SECTOR 2 = I1 to I2, SECTOR 3 = I2 to FL, DIFF = Difference To Personal Best Lap

P5		12		Edward RENDELL		Honda - Banks Racing				
LAP	SECTOR 1		SECTOR 2		SECTOR 3		LAP TIME	MPH	DIFF	TIME OF DAY
1 -		111.2	45.283	120.2	40.970	116.9	2:11.445	81.31	7.031	13:35:11.476
2 -	39.046	108.5	44.504	121.3	40.892	116.7	2:04.442 (2)	85.88	0.028	13:37:15.918
3 -	39.210	109.1	44.360	120.0	40.996	114.9	2:04.566	85.80	0.152	13:39:20.484
4 -	39.089	110.1	44.556	121.1	41.031	113.7	2:04.676	85.72	0.262	13:41:25.160
5 -	39.108	109.8	44.269	119.8	41.037	115.1	2:04.414 (1)	85.90		13:43:29.574
6 -	38.938	108.5	44.853	116.9	41.076	115.9	2:04.867	85.59	0.453	13:45:34.441
7 -	39.131	106.1	44.902	118.7	40.812	115.5	2:04.845	85.61	0.431	13:47:39.286
8 -	39.217	107.5	44.840	117.7	40.951	115.5	2:05.008	85.49	0.594	13:49:44.294
9 -	39.132	107.2	44.500	120.6	40.886	115.5	2:04.518	85.83	0.104	13:51:48.812
10 -	39.041	108.9	44.674	120.4	41.151	114.9	2:04.866	85.59	0.452	13:53:53.678
11 -	39.081	109.4	44.407	118.7	41.009	116.5	2:04.497 (3)	85.85	0.083	13:55:58.175
12 -	39.052	108.7	44.963	118.5	41.410	104.2	2:05.425	85.21	1.011	13:58:03.600

P6		22		Stephanie WADDELOW		Aprilia - Moto Strada				
LAP	SECTOR 1		SECTOR 2		SECTOR 3		LAP TIME	MPH	DIFF	TIME OF DAY
1 -		107.8	45.610	124.9	42.376	121.7	2:14.853	79.25	10.500	13:35:14.884
2 -	39.930	110.9	45.244	125.9	42.709	120.0	2:07.883	83.57	3.530	13:37:22.767
3 -	39.668	112.4	44.905	125.2	42.410	120.0	2:06.983	84.16	2.630	13:39:29.750
4 -	39.732	114.1	44.886	126.6	41.765	120.4	2:06.383	84.56	2.030	13:41:36.133
5 -	39.437	112.9	44.573	126.3	41.830	122.6	2:05.840	84.93	1.487	13:43:41.973
6 -	39.296	112.4	44.667	125.9	42.029	123.1	2:05.992	84.83	1.639	13:45:47.965
7 -	39.304	111.8	44.614	125.4	41.534	122.0	2:05.452	85.19	1.099	13:47:53.417
8 -	39.873	110.7	44.734	124.0	41.518	122.2	2:06.125	84.74	1.772	13:49:59.542
9 -	39.508	111.2	44.614	126.1	41.179	121.3	2:05.301 (3)	85.29	0.948	13:52:04.843
10 -	39.271	112.7	44.249	126.1	41.521	121.5	2:05.041 (2)	85.47	0.688	13:54:09.884
11 -	39.135	112.5	44.165	126.6	41.053	122.6	2:04.353 (1)	85.94		13:56:14.237
12 -	39.446	110.0	44.752	124.2	41.432	121.1	2:05.630	85.07	1.277	13:58:19.867

P7		80		Callum BEY		Honda - RCD Motorsport				
LAP	SECTOR 1		SECTOR 2		SECTOR 3		LAP TIME	MPH	DIFF	TIME OF DAY
1 -		107.7	45.036	122.2	41.655	120.2	2:12.677	80.55	7.002	13:35:12.708
2 -	40.011	108.5	44.858	124.9	41.456	119.1	2:06.325	84.60	0.650	13:37:19.033
3 -	39.645	108.9	44.732	125.2	41.298	121.1	2:05.675 (1)	85.04		13:39:24.708
4 -	39.768	109.8	44.700	124.0	41.363	118.9	2:05.831	84.93	0.156	13:41:30.539
5 -	39.477	109.8	44.701	123.3	41.540	117.7	2:05.718 (2)	85.01	0.043	13:43:36.257
6 -	39.628	109.2	44.878	120.4	41.562	115.5	2:06.068	84.78	0.393	13:45:42.325
7 -	39.824	108.4	45.254	121.3	41.416	118.7	2:06.494	84.49	0.819	13:47:48.819
8 -	39.684	108.0	45.069	120.9	41.731	118.3	2:06.484	84.50	0.809	13:49:55.303
9 -	40.086	106.0	45.088	123.3	41.540	117.5	2:06.714	84.34	1.039	13:52:02.017
10 -	39.576	110.1	45.153	123.1	41.565	117.9	2:06.294	84.62	0.619	13:54:08.311
11 -	39.591	110.1	44.779	120.9	41.350	119.6	2:05.720 (3)	85.01	0.045	13:56:14.031
12 -	39.706	106.6	44.781	127.0	41.423	122.2	2:05.910	84.88	0.235	13:58:19.941

P8		10		Peter SUTHERLAND		Aprilia - Kinpac Racing				
LAP	SECTOR 1		SECTOR 2		SECTOR 3		LAP TIME	MPH	DIFF	TIME OF DAY
1 -		110.7	45.156	122.6	41.474	120.4	2:12.072	80.92	6.295	13:35:12.103
2 -	39.386	109.8	45.205	123.3	41.522	118.5	2:06.113	84.75	0.336	13:37:18.216
3 -	39.702	110.5	45.301	122.2	41.416	117.5	2:06.419	84.54	0.642	13:39:24.635
4 -	39.988	109.6	44.665	125.2	41.392	121.3	2:06.045	84.79	0.268	13:41:30.680
5 -	39.538	110.3	44.731	124.0	41.604	120.9	2:05.873	84.91	0.096	13:43:36.553
6 -	39.450	110.5	44.970	121.7	41.426	121.3	2:05.846 (2)	84.92	0.069	13:45:42.399
7 -	39.446	107.5	45.704	119.6	41.489	120.0	2:06.639	84.39	0.862	13:47:49.038
8 -	39.523	108.4	45.211	120.6	41.755	119.6	2:06.489	84.49	0.712	13:49:55.527
9 -	39.839	104.8	45.308	124.7	41.635	119.1	2:06.782	84.30	1.005	13:52:02.309
10 -	39.434	108.5	45.210	123.8	41.550	119.8	2:06.194	84.69	0.417	13:54:08.503
11 -	39.598	110.1	44.839	122.2	41.340	121.3	2:05.777 (1)	84.97		13:56:14.280
12 -	39.598	109.4	45.087	124.2	41.181	121.7	2:05.866 (3)	84.91	0.089	13:58:20.146

Weather / Track : Sunny / Dry

Snetterton 300
Circuit Length = 2.9689 miles
Start: 13:33 Flag 13:57 End: 13:59

MCRCB BULLETIN TK252

2013 MCE British Superbike Championship - Round 5

2013 Monster Energy British Motostar Championship

RACE 9 - SECTOR ANALYSIS

SECTOR 1 = FL to I1, SECTOR 2 = I1 to I2, SECTOR 3 = I2 to FL, DIFF = Difference To Personal Best Lap

P9		3		Taz TAYLOR		Luyten Honda - FPW Racing				
LAP	SECTOR 1		SECTOR 2		SECTOR 3		LAP TIME	MPH	DIFF	TIME OF DAY
1 -		108.4	45.495	127.3	42.393	122.9	2:14.556	79.43	9.046	13:35:14.587
2 -	39.673	111.4	45.258	125.4	42.385	121.3	2:07.316	83.94	1.806	13:37:21.903
3 -	39.477	112.4	45.048	126.3	42.119	120.9	2:06.644	84.39	1.134	13:39:28.547
4 -	39.718	109.8	45.034	124.5	42.024	121.7	2:06.776	84.30	1.266	13:41:35.323
5 -	39.415	111.2	44.812	125.2	42.078	121.1	2:06.305	84.62	0.795	13:43:41.628
6 -	39.429	111.8	44.730	122.6	41.831	122.0	2:05.990	84.83	0.480	13:45:47.618
7 -	39.360	109.8	44.650	123.5	42.088	122.4	2:06.098	84.76	0.588	13:47:53.716
8 -	39.704	113.1	45.185	123.1	41.990	121.5	2:06.879	84.23	1.369	13:50:00.595
9 -	39.934	110.3	44.452	126.8	41.992	120.9	2:06.378	84.57	0.868	13:52:06.973
10 -	39.431	112.5	44.407	124.0	41.711	121.3	2:05.549 (2)	85.13	0.039	13:54:12.522
11 -	39.961	112.4	44.318	124.5	41.591	121.7	2:05.870 (3)	84.91	0.360	13:56:18.392
12 -	39.040	110.9	44.826	124.0	41.644	120.9	2:05.510 (1)	85.15		13:58:23.902

P10		86		Bradley HUGHES		KTM - Creswell Racing				
LAP	SECTOR 1		SECTOR 2		SECTOR 3		LAP TIME	MPH	DIFF	TIME OF DAY
1 -		103.8	46.035	122.4	42.252	117.7	2:15.275	79.00	8.160	13:35:15.306
2 -	40.171	106.6	45.513	121.7	41.925	116.1	2:07.609 (3)	83.75	0.494	13:37:22.915
3 -	39.871	107.8	45.050	122.6	42.258	112.9	2:07.179 (2)	84.03	0.064	13:39:30.094
4 -	40.001	107.0	45.459	120.6	41.655	117.1	2:07.115 (1)	84.08		13:41:37.209
5 -	40.011	104.2	46.382	112.0	42.234	116.1	2:08.627	83.09	1.512	13:43:45.836
6 -	40.541	103.7	46.441	117.3	42.231	116.7	2:09.213	82.71	2.098	13:45:55.049
7 -	41.301	100.0	47.756	110.1	42.568	115.9	2:11.625	81.20	4.510	13:48:06.674
8 -	41.556	100.6	47.947	107.8	43.867	115.3	2:13.370	80.13	6.255	13:50:20.044
9 -	40.591	103.7	45.750	120.6	41.741	114.9	2:08.082	83.44	0.967	13:52:28.126
10 -	40.571	104.8	46.444	110.0	42.862	110.9	2:09.877	82.29	2.762	13:54:38.003
11 -	41.233	100.6	46.651	118.3	41.644	115.9	2:09.528	82.51	2.413	13:56:47.531
12 -	40.397	102.6	46.614	110.7	42.801	109.6	2:09.812	82.33	2.697	13:58:57.343

P11		41		Milo WARD		Luyten Honda - FPW Racing				
LAP	SECTOR 1		SECTOR 2		SECTOR 3		LAP TIME	MPH	DIFF	TIME OF DAY
1 -		105.3	46.207	120.4	43.377	117.3	2:18.113	77.38	9.860	13:35:18.144
2 -	40.531	107.3	45.863	122.4	43.645	117.1	2:10.039	82.19	1.786	13:37:28.183
3 -	40.622	105.0	46.193	122.0	43.248	116.3	2:10.063	82.17	1.810	13:39:38.246
4 -	40.545	106.3	45.943	122.0	43.317	118.1	2:09.805	82.33	1.552	13:41:48.051
5 -	40.243	105.0	46.177	122.4	43.317	118.5	2:09.737	82.38	1.484	13:43:57.788
6 -	40.616	104.3	46.356	116.5	42.877	117.9	2:09.849	82.31	1.596	13:46:07.637
7 -	40.588	106.0	46.040	114.7	42.979	117.5	2:09.607	82.46	1.354	13:48:17.244
8 -	40.139	106.6	45.813	120.0	43.160	114.5	2:09.112	82.78	0.859	13:50:26.356
9 -	40.741	104.8	45.729	119.4	42.937	112.7	2:09.407	82.59	1.154	13:52:35.763
10 -	40.358	106.0	45.739	116.5	42.526	115.1	2:08.623 (2)	83.09	0.370	13:54:44.386
11 -	40.516	107.0	45.771	117.9	42.401	116.9	2:08.688 (3)	83.05	0.435	13:56:53.074
12 -	40.300	105.6	45.609	116.7	42.344	115.1	2:08.253 (1)	83.33		13:59:01.327

P12		64		Asher DURHAM		Seel Honda - Repli-Cast UK				
LAP	SECTOR 1		SECTOR 2		SECTOR 3		LAP TIME	MPH	DIFF	TIME OF DAY
1 -		99.8	46.179	120.2	43.291	121.7	2:17.650	77.64	9.361	13:35:17.681
2 -	40.328	101.2	46.122	124.9	43.575	120.2	2:10.025	82.20	1.736	13:37:27.706
3 -	40.808	101.5	46.245	116.7	43.043	121.1	2:10.096	82.15	1.807	13:39:37.802
4 -	40.605	102.9	45.847	124.2	43.004	121.5	2:09.456	82.56	1.167	13:41:47.258
5 -	40.336	100.0	46.076	124.7	43.744	121.1	2:10.156	82.11	1.867	13:43:57.414
6 -	40.541	101.2	46.319	123.1	42.734	121.5	2:09.594	82.47	1.305	13:46:07.008
7 -	40.410	100.4	45.948	122.9	42.963	121.3	2:09.321	82.64	1.032	13:48:16.329
8 -	40.288	102.1	46.074	121.7	43.788	122.6	2:10.150	82.12	1.861	13:50:26.479
9 -	40.599	107.0	45.491	126.1	42.979	119.4	2:09.069	82.80	0.780	13:52:35.548
10 -	41.096	98.8	45.497	122.4	42.449	123.3	2:09.042 (3)	82.82	0.753	13:54:44.590
11 -	40.435	99.2	45.813	115.1	42.297	121.3	2:08.545 (2)	83.14	0.256	13:56:53.135
12 -	40.371	102.7	45.490	124.7	42.428	122.4	2:08.289 (1)	83.31		13:59:01.424

Weather / Track : Sunny / Dry

Snetterton 300
Circuit Length = 2.9689 miles
Start: 13:33 Flag 13:57 End: 13:59

MCRCB BULLETIN TK252

2013 MCE British Superbike Championship - Round 5

2013 Monster Energy British Motostar Championship

RACE 9 - SECTOR ANALYSIS

SECTOR 1 = FL to I1, SECTOR 2 = I1 to I2, SECTOR 3 = I2 to FL, DIFF = Difference To Personal Best Lap

P13 36		Jayson URIBE		Honda - Rock and Sons Racing						
LAP	SECTOR 1	SECTOR 2	SECTOR 3	LAP TIME	MPH	DIFF	TIME OF DAY			
1 -		107.5	46.512	121.1	43.232	116.7	2:17.707	77.61	9.383	13:35:17.738
2 -	41.032	107.8	46.115	121.5	43.452	117.9	2:10.599	81.83	2.275	13:37:28.337
3 -	40.675	108.9	46.099	124.0	43.229	118.3	2:10.003	82.21	1.679	13:39:38.340
4 -	40.495	110.1	45.816	122.2	43.246	117.9	2:09.557	82.49	1.233	13:41:47.897
5 -	40.234	109.6	45.932	120.2	43.615	117.7	2:09.781	82.35	1.457	13:43:57.678
6 -	40.593	107.5	46.504	115.3	42.596	117.5	2:09.693	82.41	1.369	13:46:07.371
7 -	40.423	105.5	46.465	112.9	42.830	115.7	2:09.718	82.39	1.394	13:48:17.089
8 -	40.850	105.5	45.409	122.0	44.068	116.3	2:10.327	82.00	2.003	13:50:27.416
9 -	40.306	107.8	45.376	122.2	42.984	114.9	2:08.666 (3)	83.06	0.342	13:52:36.082
10 -	40.411	107.7	45.329	117.3	42.584	115.7	2:08.324 (1)	83.28		13:54:44.406
11 -	40.439	106.0	45.814	115.1	42.337	115.3	2:08.590 (2)	83.11	0.266	13:56:52.996
12 -	40.697	106.3	46.594	117.1	42.091	116.1	2:09.382	82.60	1.058	13:59:02.378

P14 42 M3		James HOBSON		Honda - Two 4 Motorsport						
LAP	SECTOR 1	SECTOR 2	SECTOR 3	LAP TIME	MPH	DIFF	TIME OF DAY			
1 -		106.6	46.488	124.5	43.213	119.6	2:19.102	76.83	10.655	13:35:19.133
2 -	40.996	105.3	46.706	122.2	43.906	117.3	2:11.608	81.21	3.161	13:37:30.741
3 -	41.396	106.8	46.207	123.1	42.674	116.1	2:10.277	82.04	1.830	13:39:41.018
4 -	40.812	107.7	46.321	121.7	42.268	117.1	2:09.401	82.59	0.954	13:41:50.419
5 -	40.782	106.1	46.108	121.3	42.500	117.9	2:09.390	82.60	0.943	13:43:59.809
6 -	40.856	108.0	46.144	119.6	42.459	117.1	2:09.459	82.55	1.012	13:46:09.268
7 -	40.651	106.5	46.197	119.6	42.160	118.1	2:09.008	82.84	0.561	13:48:18.276
8 -	40.911	106.5	46.107	120.2	42.426	117.9	2:09.444	82.56	0.997	13:50:27.720
9 -	40.666	109.2	45.832	122.9	42.125	118.1	2:08.623 (2)	83.09	0.176	13:52:36.343
10 -	40.876	106.0	45.816	121.3	42.206	117.9	2:08.898	82.91	0.451	13:54:45.241
11 -	40.574	106.6	45.597	122.4	42.276	117.9	2:08.447 (1)	83.21		13:56:53.688
12 -	40.423	105.8	46.247	110.0	42.192	118.7	2:08.862 (3)	82.94	0.415	13:59:02.550

P15 13 M3		Sam BURMAN		Honda - WNT / Burman Racing						
LAP	SECTOR 1	SECTOR 2	SECTOR 3	LAP TIME	MPH	DIFF	TIME OF DAY			
1 -		108.7	46.533	124.7	43.263	118.1	2:18.831	76.98	8.722	13:35:18.862
2 -	40.950	106.8	46.826	123.8	43.745	117.5	2:11.521	81.26	1.412	13:37:30.383
3 -	41.520	108.7	46.375	124.0	43.458	117.9	2:11.353	81.36	1.244	13:39:41.736
4 -	41.059	108.7	46.193	124.5	42.857	117.5	2:10.109 (1)	82.14		13:41:51.845
5 -	40.775	108.5	46.570	122.6	43.116	117.7	2:10.461 (3)	81.92	0.352	13:44:02.306
6 -	40.665	106.6	46.405	120.0	43.103	117.7	2:10.173 (2)	82.10	0.064	13:46:12.479
7 -	40.945	105.6	46.526	119.1	43.090	117.7	2:10.561	81.86	0.452	13:48:23.040
8 -	41.322	106.0	46.350	120.9	43.140	117.7	2:10.812	81.70	0.703	13:50:33.852
9 -	40.988	107.2	46.348	122.6	43.310	116.3	2:10.646	81.80	0.537	13:52:44.498
10 -	40.881	107.0	46.604	119.4	43.323	117.7	2:10.808	81.70	0.699	13:54:55.306
11 -	41.000	106.6	46.471	119.4	43.300	117.3	2:10.771	81.73	0.662	13:57:06.077
12 -	41.298	105.3	46.458	120.6	43.324	116.7	2:11.080	81.53	0.971	13:59:17.157

P16 79 M3		Chris TAYLOR		Honda - Elevator Bridle & Saddle Co / Coventry Ducati						
LAP	SECTOR 1	SECTOR 2	SECTOR 3	LAP TIME	MPH	DIFF	TIME OF DAY			
1 -		104.0	46.922	118.9	43.876	120.9	2:21.178	75.70	11.152	13:35:21.209
2 -	41.610	101.0	46.414	118.9	43.596	120.0	2:11.620	81.20	1.594	13:37:32.829
3 -	41.011	97.6	46.333	114.1	43.851	120.2	2:11.195	81.46	1.169	13:39:44.024
4 -	40.825	96.0	46.434	120.4	43.446	119.1	2:10.705 (3)	81.77	0.679	13:41:54.729
5 -	40.543	98.3	46.471	113.3	43.752	119.4	2:10.766	81.73	0.740	13:44:05.495
6 -	40.786	94.3	46.618	115.3	44.348	120.9	2:11.752	81.12	1.726	13:46:17.247
7 -	41.208	96.1	46.417	107.8	44.023	121.3	2:11.648	81.18	1.622	13:48:28.895
8 -	40.700	101.8	46.000	119.4	44.315	120.2	2:11.015	81.57	0.989	13:50:39.910
9 -	40.444	102.2	46.683	115.5	43.733	120.0	2:10.860	81.67	0.834	13:52:50.770
10 -	40.547	101.5	45.803	119.6	43.830	119.8	2:10.180 (2)	82.10	0.154	13:55:00.950
11 -	40.293	107.2	45.712	120.2	44.021	118.3	2:10.026 (1)	82.19		13:57:10.976
12 -	40.587	97.6	46.378	117.5	44.168	118.3	2:11.133	81.50	1.107	13:59:22.109

Weather / Track : Sunny / Dry

Snetterton 300
Circuit Length = 2.9689 miles
Start: 13:33 Flag 13:57 End: 13:59

MCRCB BULLETIN TK252

2013 MCE British Superbike Championship - Round 5

2013 Monster Energy British Motostar Championship

RACE 9 - SECTOR ANALYSIS

SECTOR 1 = FL to I1, SECTOR 2 = I1 to I2, SECTOR 3 = I2 to FL, DIFF = Difference To Personal Best Lap

P17 18		Paul DOBB		Honda - PDR						
LAP	SECTOR 1	SECTOR 2	SECTOR 3	LAP TIME	MPH	DIFF	TIME OF DAY			
1 -		101.2	47.050	121.5	43.254	118.1	2:20.280	76.19	10.082	13:35:20.311
2 -	40.983	99.4	45.838	123.1	43.789	118.1	2:10.610 (2)	81.83	0.412	13:37:30.921
3 -	41.600	96.5	46.580	122.6	44.063	115.3	2:12.243	80.82	2.045	13:39:43.164
4 -	40.870	106.0	47.381	121.5	43.945	116.7	2:12.196	80.85	1.998	13:41:55.360
5 -	41.161	105.0	46.133	121.7	43.732	117.9	2:11.026	81.57	0.828	13:44:06.386
6 -	40.427	101.3	46.447	119.4	44.379	117.3	2:11.253	81.43	1.055	13:46:17.639
7 -	40.558	102.9	46.445	117.9	44.059	115.9	2:11.062	81.54	0.864	13:48:28.701
8 -	40.504	98.1	46.247	119.1	43.924	116.1	2:10.675 (3)	81.79	0.477	13:50:39.376
9 -	40.912	104.6	46.446	120.9	44.013	114.9	2:11.371	81.35	1.173	13:52:50.747
10 -	40.997	105.3	46.132	120.4	43.669	117.1	2:10.798	81.71	0.600	13:55:01.545
11 -	40.411	108.0	46.516	119.8	43.271	116.1	2:10.198 (1)	82.09		13:57:11.743
12 -	40.251	106.3	46.612	120.2	44.037	114.7	2:10.900	81.65	0.702	13:59:22.643

P18 65		Josh OWENS		Honda - Trax Hydraulics						
LAP	SECTOR 1	SECTOR 2	SECTOR 3	LAP TIME	MPH	DIFF	TIME OF DAY			
1 -		100.1	48.000	114.7	43.707	116.7	2:22.124	75.20	11.653	13:35:22.155
2 -	41.053	101.6	46.743	116.7	43.755	113.1	2:11.551	81.24	1.080	13:37:33.706
3 -	41.037	103.4	46.417	116.9	43.731	111.4	2:11.185	81.47	0.714	13:39:44.891
4 -	40.927	106.3	46.431	116.7	43.508	113.9	2:10.866	81.67	0.395	13:41:55.757
5 -	40.855	98.3	46.123	120.0	43.493	113.3	2:10.471 (1)	81.91		13:44:06.228
6 -	40.492	101.8	46.882	112.2	43.238	112.9	2:10.612 (2)	81.83	0.141	13:46:16.840
7 -	41.187	102.9	46.693	107.8	43.415	112.2	2:11.295	81.40	0.824	13:48:28.135
8 -	40.951	102.4	46.547	115.9	43.839	115.7	2:11.337	81.37	0.866	13:50:39.472
9 -	40.975	101.0	46.387	120.2	43.449	110.9	2:10.811	81.70	0.340	13:52:50.283
10 -	40.986	104.5	46.363	114.3	43.342	111.2	2:10.691 (3)	81.78	0.220	13:55:00.974
11 -	40.979	103.2	45.765	112.7	51.111	101.0	2:17.855	77.53	7.384	13:57:18.829
12 -	41.421	102.1	46.371	110.5	43.645	109.1	2:11.437	81.31	0.966	13:59:30.266

P19 77		Jason VERNON		Honda - SGR Racing						
LAP	SECTOR 1	SECTOR 2	SECTOR 3	LAP TIME	MPH	DIFF	TIME OF DAY			
1 -		95.3	47.296	118.1	43.754	114.1	2:22.075	75.22	10.329	13:35:22.106
2 -	41.302	95.0	47.150	117.3	43.370	113.1	2:11.822 (2)	81.07	0.076	13:37:33.928
3 -	41.508	99.7	46.958	116.7	43.435	111.8	2:11.901 (3)	81.03	0.155	13:39:45.829
4 -	41.423	96.9	47.201	116.5	43.122	112.2	2:11.746 (1)	81.12		13:41:57.575
5 -	41.396	99.8	47.265	114.9	43.374	112.5	2:12.035	80.94	0.289	13:44:09.610
6 -	41.950	99.7	47.150	110.9	43.667	112.4	2:12.767	80.50	1.021	13:46:22.377
7 -	41.642	101.8	46.995	110.3	43.672	111.1	2:12.309	80.78	0.563	13:48:34.686
8 -	41.745	97.9	47.552	111.6	43.596	110.7	2:12.893	80.42	1.147	13:50:47.579
9 -	41.554	97.3	47.333	113.7	43.892	108.9	2:12.779	80.49	1.033	13:53:00.358
10 -	41.915	99.2	48.162	111.2	43.613	110.1	2:13.690	79.94	1.944	13:55:14.048
11 -	41.776	97.1	47.541	108.0	43.968	110.1	2:13.285	80.18	1.539	13:57:27.333
12 -	41.898	97.9	47.769	109.6	44.632	109.6	2:14.299	79.58	2.553	13:59:41.632

P20 71		David WALES		Honda - TAD Racing						
LAP	SECTOR 1	SECTOR 2	SECTOR 3	LAP TIME	MPH	DIFF	TIME OF DAY			
1 -		100.0	48.000	115.1	45.070	112.4	2:24.431	74.00	7.431	13:35:24.462
2 -	43.180	100.6	48.161	113.9	45.659	110.1	2:17.000 (1)	78.01		13:37:41.462
3 -	44.131	100.9	48.910	111.6	46.961	109.4	2:20.002 (2)	76.34	3.002	13:40:01.464
4 -	44.302	101.3	49.261	112.4	46.832	110.1	2:20.395 (3)	76.12	3.395	13:42:21.859
5 -	44.270	98.9	49.364	110.5	46.819	109.6	2:20.453	76.09	3.453	13:44:42.312
6 -	44.616	99.5	49.638	110.5	47.359	109.8	2:21.613	75.47	4.613	13:47:03.925
7 -	44.462	97.1	49.894	107.7	47.582	110.7	2:21.938	75.30	4.938	13:49:25.863
8 -	44.576	94.2	50.530	108.4	48.397	109.6	2:23.503	74.47	6.503	13:51:49.366
9 -	44.435	98.2	49.766	110.7	47.962	108.9	2:22.163	75.18	5.163	13:54:11.529
10 -	44.654	96.4	50.432	106.5	47.988	110.7	2:23.074	74.70	6.074	13:56:34.603
11 -	45.409	96.5	50.649	109.6	48.015	109.4	2:24.073	74.18	7.073	13:58:58.676

Weather / Track : Sunny / Dry

Snetterton 300
Circuit Length = 2.9689 miles
Start: 13:33 Flag 13:57 End: 13:59

MCRCB BULLETIN TK252

2013 MCE British Superbike Championship - Round 5

2013 Monster Energy British Motostar Championship

RACE 9 - SECTOR ANALYSIS

SECTOR 1 = FL to I1, SECTOR 2 = I1 to I2, SECTOR 3 = I2 to FL, DIFF = Difference To Personal Best Lap

P21	34	M3	Jordan WEAVING				KTM - Jordan Racing / Burkert				
LAP	SECTOR 1		SECTOR 2		SECTOR 3		LAP TIME	MPH	DIFF	TIME OF DAY	
1 -		110.9	44.086	120.4	40.629	120.9	2:09.251	82.69	8.493	13:35:09.282	
2 -	38.308	109.4	44.135	120.9	40.604	121.1	2:03.047	86.86	2.289	13:37:12.329	
3 -	38.518	113.5	44.010	125.2	40.440	118.5	2:02.968	86.91	2.210	13:39:15.297	
4 -	38.086	113.1	43.490	124.2	40.221	122.0	2:01.797	87.75	1.039	13:41:17.094	
5 -	37.912	113.5	43.869	127.5	40.199	122.2	2:01.980	87.62	1.222	13:43:19.074	
6 -	38.705	112.4	43.304	124.0	40.375	122.6	2:02.384	87.33	1.626	13:45:21.458	
7 -	38.464	110.7	44.146	123.1	40.053	124.0	2:02.663	87.13	1.905	13:47:24.121	
8 -	38.118	111.2	43.301	122.2	39.786	122.4	2:01.205 (3)	88.18	0.447	13:49:25.326	
9 -	38.103	108.2	43.487	122.9	40.272	122.6	2:01.862	87.70	1.104	13:51:27.188	
10 -	37.804	111.4	43.092	124.2	39.928	119.4	2:00.824 (2)	88.45	0.066	13:53:28.012	
11 -	38.158	112.5	42.960	122.4	39.640	120.9	2:00.758 (1)	88.50		13:55:28.770	

P22	44	Jake BAYFORD				Honda - j4ke.com				
LAP	SECTOR 1		SECTOR 2		SECTOR 3		LAP TIME	MPH	DIFF	TIME OF DAY
1 -		106.0	46.373	120.4	42.863	117.3	2:16.817	78.11	7.622	13:35:16.848
2 -	40.390	105.3	46.982	118.3	43.742	116.7	2:11.114	81.51	1.919	13:37:27.962
3 -	40.435	105.3	46.267	119.6	42.715	114.7	2:09.417 (2)	82.58	0.222	13:39:37.379
4 -	40.911	105.6	46.063	118.3	43.376	116.9	2:10.350	81.99	1.155	13:41:47.729
5 -	40.265	104.2	46.092	121.3	43.265	115.3	2:09.622	82.45	0.427	13:43:57.351
6 -	40.924	102.4	46.653	121.5	42.755	119.6	2:10.332	82.00	1.137	13:46:07.683
7 -	40.157	106.3	46.417	115.1	42.854	117.1	2:09.428 (3)	82.57	0.233	13:48:17.111
8 -	41.056	107.2	45.246	122.9	43.648	117.3	2:09.950	82.24	0.755	13:50:27.061
9 -	40.427	104.0	45.664	123.3	43.104	116.1	2:09.195 (1)	82.72		13:52:36.256

P23	43	Arnie SHELTON				Honda - e3 motorsport				
LAP	SECTOR 1		SECTOR 2		SECTOR 3		LAP TIME	MPH	DIFF	TIME OF DAY
1 -		112.4	44.359	127.0	41.020	120.4	2:10.220	82.07	6.779	13:35:10.251
2 -	39.455	108.7	44.542	124.0	40.550	119.1	2:04.547	85.81	1.106	13:37:14.798
3 -	39.296	111.6	44.278	124.5	40.851	117.9	2:04.425	85.89	0.984	13:39:19.223
4 -	39.092	111.6	44.139	124.2	41.206	119.6	2:04.437	85.89	0.996	13:41:23.660
5 -	38.903	110.5	43.956	122.9	40.582	118.9	2:03.441 (1)	86.58		13:43:27.101
6 -	39.020	109.2	44.091	121.5	40.541	119.6	2:03.652 (2)	86.43	0.211	13:45:30.753
7 -	38.832	109.8	44.648	121.5	40.461	119.4	2:03.941 (3)	86.23	0.500	13:47:34.694
8 -	38.918	110.1	44.509	120.2	40.959	118.3	2:04.386	85.92	0.945	13:49:39.080

P24	69	Ryan BRAIN				KTM - Cresswell Racing				
LAP	SECTOR 1		SECTOR 2		SECTOR 3		LAP TIME	MPH	DIFF	TIME OF DAY
1 -		104.3	47.016	117.3	42.853	117.9	2:19.554 (3)	76.58	8.720	13:35:19.585
2 -	40.836	104.2	46.671	114.1	43.327	113.9	2:10.834 (1)	81.69		13:37:30.419
3 -	42.045	100.9	46.681	116.7	42.958	115.9	2:11.684 (2)	81.16	0.850	13:39:42.103

P25	7	Jamie ASHBY				Honda - JPA Racing				
LAP	SECTOR 1		SECTOR 2		SECTOR 3		LAP TIME	MPH	DIFF	TIME OF DAY
1 -		104.8	48.469	118.1	44.415	114.9	2:23.450 (2)	74.50	8.892	13:35:23.481
2 -	42.209	99.8	48.128	118.3	44.221	112.7	2:14.558 (1)	79.43		13:37:38.039

P26	35	Elliot LODGE				Honda - SP125 / SpikeRacing				
LAP	SECTOR 1		SECTOR 2		SECTOR 3		LAP TIME	MPH	DIFF	TIME OF DAY
1 -		110.3	45.156	122.9	41.521	117.9	2:12.435 (1)	80.70		13:35:12.466

Weather / Track : Sunny / Dry

Snetterton 300
Circuit Length = 2.9689 miles
Start: 13:33 Flag 13:57 End: 13:59

MCRCB BULLETIN TK253**2013 MCE British Superbike Championship - Round 5****2013 Monster Energy British Motostar Championship****RACE 9 - BEST SPEEDS**

POS	SECTOR 1			SECTOR 2			FINISH LINE		
	NO	NAME	MPH	NO	NAME	MPH	NO	NAME	MPH
1	66	Joe IRVING	117.7	66	Joe IRVING	129.8	66	Joe IRVING	127.3
2	95	Tarran MACKENZIE	116.1	40	Joe FRANCIS	129.0	95	Tarran MACKENZIE	126.8
3	22	Stephanie WADDELOW	114.1	95	Tarran MACKENZIE	128.0	40	Joe FRANCIS	124.2
4	40	Joe FRANCIS	113.9	34	Jordan WEAVING	127.5	34	Jordan WEAVING	124.0
5	34	Jordan WEAVING	113.5	3	Taz TAYLOR	127.3	64	Asher DURHAM	123.3
6	3	Taz TAYLOR	113.1	43	Arnie SHELTON	127.0	22	Stephanie WADDELOW	123.1
7	28	Bradley RAY	112.4	80	Callum BEY	127.0	3	Taz TAYLOR	122.9
8	43	Arnie SHELTON	112.4	22	Stephanie WADDELOW	126.6	80	Callum BEY	122.2
9	12	Edward RENDELL	111.2	64	Asher DURHAM	126.1	10	Peter SUTHERLAND	121.7
10	10	Peter SUTHERLAND	110.7	10	Peter SUTHERLAND	125.2	79	Chris TAYLOR	121.3
11	35	Elliot LODGE	110.3	13	Sam BURMAN	124.7	28	Bradley RAY	120.6
12	36	Jayson URIBE	110.1	28	Bradley RAY	124.5	43	Arnie SHELTON	120.4
13	80	Callum BEY	110.1	42	James HOBSON	124.5	42	James HOBSON	119.6
14	42	James HOBSON	109.2	36	Jayson URIBE	124.0	44	Jake BAYFORD	119.6
15	13	Sam BURMAN	108.7	44	Jake BAYFORD	123.3	41	Milo WARD	118.5
16	18	Paul DOBB	108.0	18	Paul DOBB	123.1	36	Jayson URIBE	118.3
17	86	Bradley HUGHES	107.8	35	Elliot LODGE	122.9	13	Sam BURMAN	118.1
18	41	Milo WARD	107.3	86	Bradley HUGHES	122.6	18	Paul DOBB	118.1
19	44	Jake BAYFORD	107.2	41	Milo WARD	122.4	35	Elliot LODGE	117.9
20	79	Chris TAYLOR	107.2	12	Edward RENDELL	121.3	69	Ryan BRAIN	117.9
21	64	Asher DURHAM	107.0	79	Chris TAYLOR	120.4	86	Bradley HUGHES	117.7
22	65	Josh OWENS	106.3	65	Josh OWENS	120.2	12	Edward RENDELL	116.9
23	69	Ryan BRAIN	105.6	7	Jamie ASHBY	118.3	65	Josh OWENS	116.7
24	7	Jamie ASHBY	104.8	77	Jason VERNON	118.1	7	Jamie ASHBY	114.9
25	77	Jason VERNON	101.8	69	Ryan BRAIN	117.3	77	Jason VERNON	114.1
26	71	David WALES	101.3	71	David WALES	115.1	71	David WALES	112.4
27									
28									

Weather / Track : Sunny / Dry

Results can be found at www.tsl-timing.comSnetterton 300
Circuit Length = 2.9689 miles
Start: 13:33 Flag 13:57 End: 13:59

Printed - 14:04 Sunday, 07 July 2013

MCRCB BULLETIN TK254

2013 MCE British Superbike Championship - Round 5

2013 Monster Energy British Motostar Championship

RACE 9 - BEST SECTORS

SECTOR 1			SECTOR 2			SECTOR 3			IDEAL / BEST COMPARISON						
POS	NO	NAME	TIME	NO	NAME	TIME	NO	NAME	TIME	POS	NO	NAME	IDEAL	BEST	DIFF
1	40	FRANCIS	37.550	66	IRVING	42.803	66	IRVING	39.506				PERFECT LAP	1:59.859	
2	66	IRVING	37.726	40	FRANCIS	42.879	28	RAY	39.608	1	66	IRVING	2:00.035	2:00.377	0.342
3	95	MACKENZIE	37.730	34	WEAVING	42.960	34	WEAVING	39.640	2	40	FRANCIS	2:00.303	2:00.850	0.547
4	34	WEAVING	37.804	95	MACKENZIE	42.962	95	MACKENZIE	39.648	3	95	MACKENZIE	2:00.340	2:00.858	0.518
5	28	RAY	38.411	28	RAY	43.460	40	FRANCIS	39.874	4	34	WEAVING	2:00.404	2:00.758	0.354
6	43	SHELTON	38.832	43	SHELTON	43.956	43	SHELTON	40.461	5	28	RAY	2:01.479	2:01.698	0.219
7	12	RENDELL	38.938	22	WADDELOW	44.165	12	RENDELL	40.812	6	43	SHELTON	2:03.249	2:03.441	0.192
8	3	TAYLOR	39.040	12	RENDELL	44.269	22	WADDELOW	41.053	7	12	RENDELL	2:04.019	2:04.414	0.395
9	22	WADDELOW	39.135	3	TAYLOR	44.318	10	SUTHERLAND	41.181	8	22	WADDELOW	2:04.353	2:04.353	0.000
10	10	SUTHERLAND	39.386	10	SUTHERLAND	44.665	80	BEY	41.298	9	3	TAYLOR	2:04.949	2:05.510	0.561
11	80	BEY	39.477	80	BEY	44.700	35	LODGE	41.521	10	10	SUTHERLAND	2:05.232	2:05.777	0.545
12	86	HUGHES	39.871	86	HUGHES	45.050	3	TAYLOR	41.591	11	80	BEY	2:05.475	2:05.675	0.200
13	41	WARD	40.139	35	LODGE	45.156	86	HUGHES	41.644	12	86	HUGHES	2:06.565	2:07.115	0.550
14	44	BAYFORD	40.157	44	BAYFORD	45.246	36	URIBE	42.091	13	36	URIBE	2:07.654	2:08.324	0.670
15	36	URIBE	40.234	36	URIBE	45.329	42	HOBSON	42.125	14	64	DURHAM	2:08.075	2:08.289	0.214
16	18	DOBB	40.251	64	DURHAM	45.490	64	DURHAM	42.297	15	41	WARD	2:08.092	2:08.253	0.161
17	64	DURHAM	40.288	42	HOBSON	45.597	41	WARD	42.344	16	44	BAYFORD	2:08.118	2:09.195	1.077
18	79	TAYLOR	40.293	41	WARD	45.609	44	BAYFORD	42.715	17	42	HOBSON	2:08.145	2:08.447	0.302
19	42	HOBSON	40.423	79	TAYLOR	45.712	69	BRAIN	42.853	18	18	DOBB	2:09.343	2:10.198	0.855
20	65	OWENS	40.492	65	OWENS	45.765	13	BURMAN	42.857	19	79	TAYLOR	2:09.451	2:10.026	0.575
21	13	BURMAN	40.665	18	DOBB	45.838	77	VERNON	43.122	20	65	OWENS	2:09.495	2:10.471	0.976
22	69	BRAIN	40.836	13	BURMAN	46.193	65	OWENS	43.238	21	13	BURMAN	2:09.715	2:10.109	0.394
23	77	VERNON	41.302	69	BRAIN	46.671	18	DOBB	43.254	22	69	BRAIN	2:10.360	2:10.834	0.474
24	7	ASHBY	42.209	77	VERNON	46.958	79	TAYLOR	43.446	23	77	VERNON	2:11.382	2:11.746	0.364
25	71	WALES	43.180	71	WALES	48.000	7	ASHBY	44.221	24	7	ASHBY	2:14.558	2:14.558	0.000
26				7	ASHBY	48.128	71	WALES	45.070	25	71	WALES	2:16.250	2:17.000	0.750
27										26	35	LODGE		2:12.435	
28															

Weather / Track : Sunny / Dry

Snetterton 300

Circuit Length = 2.9689 miles

Start: 13:33 Flag 13:57 End: 13:59

Results can be found at www.tsl-timing.com

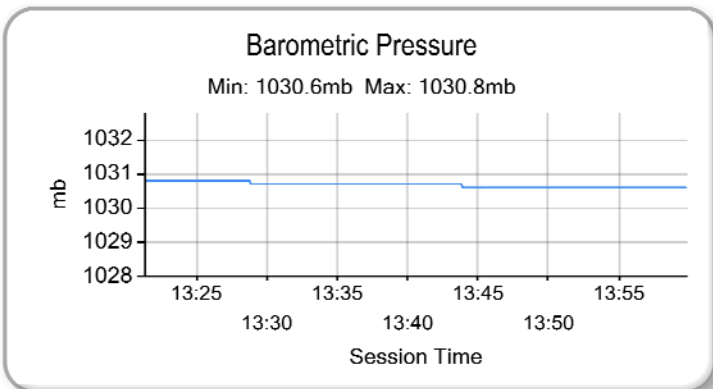
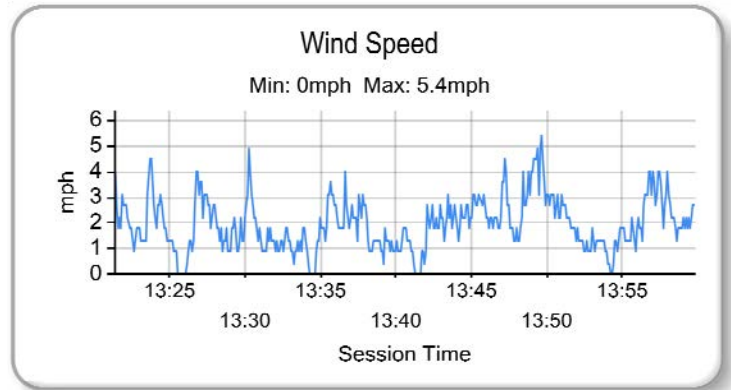
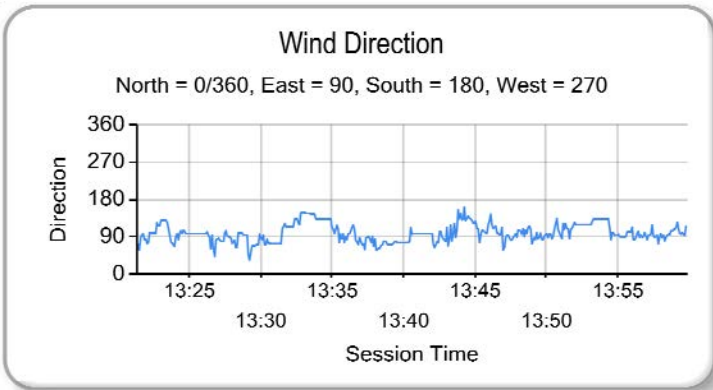
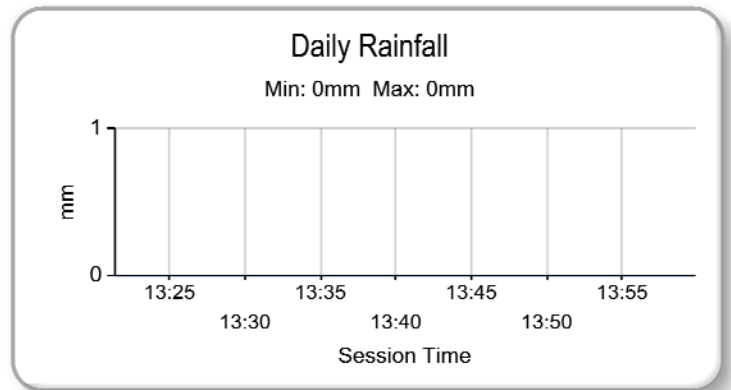
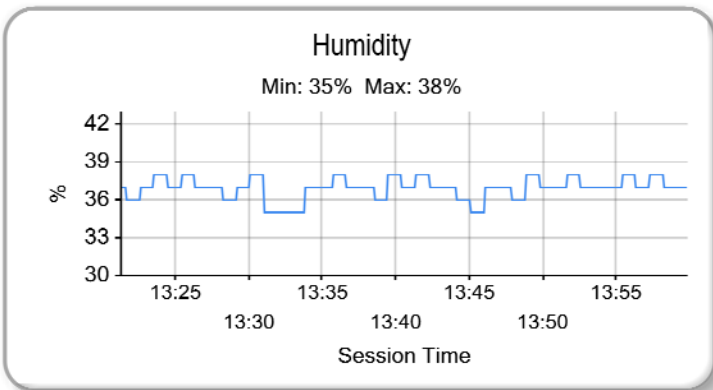
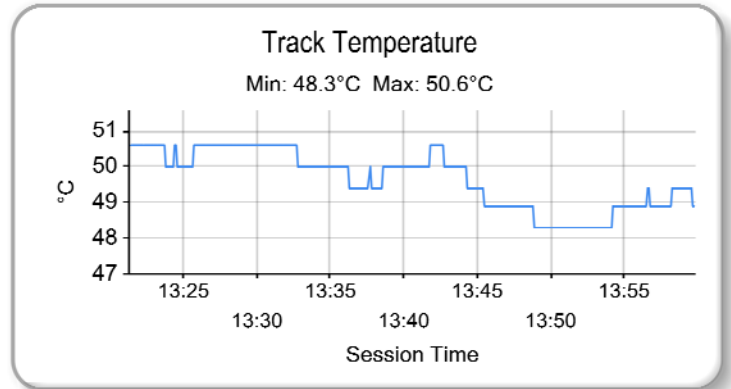
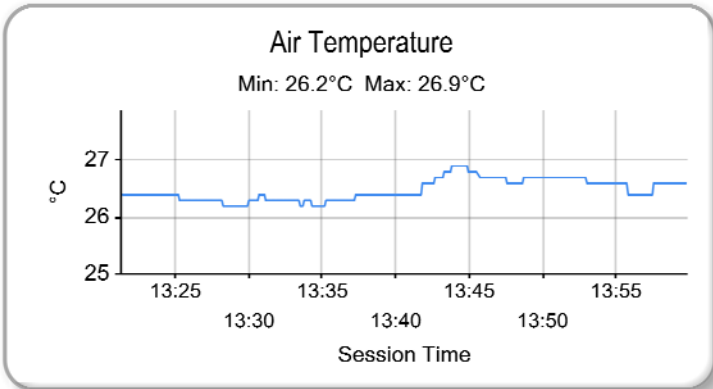
Printed - 14:04 Sunday, 07 July 2013

MCRCB BULLETIN TK255

2013 MCE British Superbike Championship - Round 5

2013 Monster Energy British Motostar Championship

RACE 9 - WEATHER CONDITIONS



Weather / Track : Sunny / Dry

Results can be found at www.tsl-timing.com

Snetterton 300
Circuit Length = 2.9689 miles
Start: 13:33 Flag 13:57 End: 13:59

Printed - 14:05 Sunday, 07 July 2013

MCRCB BULLETIN TK256

2013 Monster Energy British Motostar Championship

MOTO 3 POINTS AFTER ROUND 5

	TOTAL	GAP	DIFF	7th April Brands Hatch - Indy	14th April Thruxton	6th May Oulton Park	16th June Knockhill	7th July Snetterton	21st July Brands Hatch - GP	11th August Oulton Park	26th August Cadwell Park	8th September Donington Park	22nd September Assen	6th October Silverstone	20th October Brands Hatch - GP
Joe FRANCIS	106			20	20	25	16	25							
Tarran MACKENZIE	86	20		25	25	20		16							
Joe IRVING	72	34	14	16		16	20	20							
James HOBSON	42	64	30		16	13		13							
Sam BURMAN	35	71	7	11	13			11							
Jordan WEAVING	25	81	10				25								
Olly SIMPSON	13	93	12	13											
Justin WARING	11	95	2		11										
Chris TAYLOR	10	96	1					10							

MCRCB BULLETIN TK257**2013 Monster Energy British Motostar Championship****125GP POINTS AFTER ROUND 5**

	TOTAL	GAP	DIFF	7th April Brands Hatch - Indy	14th April Thruxton	6th May Oulton Park	16th June Knockhill	7th July Snetterton	21st July Brands Hatch - GP	11th August Oulton Park	26th August Cadwell Park	8th September Donington Park	22nd September Assen	6th October Silverstone	20th October Brands Hatch - GP
Tom CARNE	95			25	20	25	25								
Arnie SHELTON	66	29		13	13	20	20								
Peter SUTHERLAND	63	32	3		25	16	11	11							
Edward RENDELL	62	33	1	16		10	16	20							
Callum BEY	55	40	7	10	8	11	13	13							
Stephanie WADDELOW	41	54	14		9	8	8	16							
Jordan WEAVING	36	59	5	20	16										
Elliott LODGE	28	67	8		10	9	9								
Bradley RAY	25	70	3					25							
Milo WARD	24	71	1	7	6		3	8							
Jayson URIBE	23	72	1	3	2	6	6	6							
Taz TAYLOR	23	72	0	6	4	3		10							
Catherine GREEN	22	73	1	11	11										
Paul JORDAN	22	73	0	9		13									
Asher DURHAM	20	75	2	4	3	5	1	7							
Bradley HUGHES	20	75	0			4	7	9							
Lewis ROLLO	17	78	3			7	10								
Jake BAYFORD	12	83	5		7		5								
Adam McLEAN	8	87	4	8											
Ricky TARRAN	8	87	0		5	1	2								
Daniel COSTILLA	6	89	2	5	1										
Paul DOBB	5	90	1					5							
Jason DOUGLAS	4	91	1				4								
Josh OWENS	4	91	0					4							
Jason VERNON	3	92	1					3							
Steve LAWTON	2	93	1			2									
David WALES	2	93	0					2							