



# MOTOSTAR

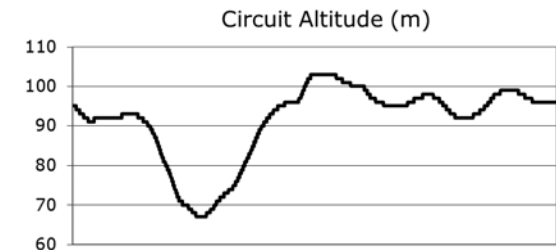
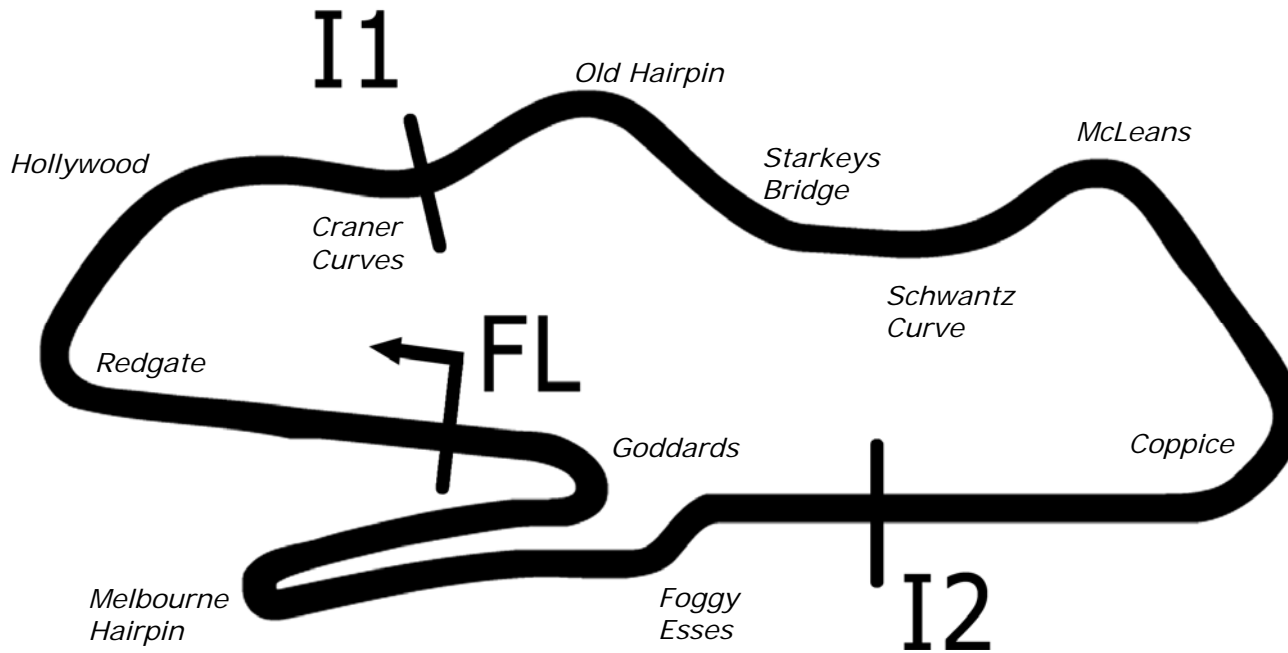
Round 9  
Donington Park GP

6th – 8th September 2013



Results Provided by Timing Solutions Ltd  
[www.tsl-timing.com](http://www.tsl-timing.com)

# Donington Park GP



Length 2.4873 miles 4003.0 m  
 FL 52.82971 N 1.37867 W  
 I1 941m 52.83226 N 1.37893 W  
 I2 2641m 52.82866 N 1.37129 W  
 Pit Entry 3966m 52.82951 N 1.37832 W  
 Pit Exit 230m after FL 52.83002 N 1.38218 W  
 Pit Entry–Pit Exit 287m, 17.2s @60kph, 12.9s @80kph

Lap Records		Best Sector Information					
		Sector 1	S1 Trap (mph)	Sector 2	S2 Trap (mph)	Sector 3	F/L Trap (mph)
Superbike	1:29.680	18.984	131.1	35.832	165.3	33.804	120.7
Supersport	1:31.972	19.614	129.6	36.440	152.2	35.112	111.3
Superstock 1000	1:32.260	19.586	127.3	36.841	160.5	35.183	118.3
Superstock 600	1:34.995	20.228	124.7	38.110	148.5	36.283	107.5
Motostar	1:39.887	21.602	124.0	39.655	125.4	38.064	93.1
F1 Sidecar	1:35.229	20.370	127.6	37.808	139.5	36.646	102.0
Triumph TC	1:36.389	20.529	124.5	38.435	144.9	37.086	105.4
Ducati 848	1:35.325	20.349	127.1	38.115	147.5	36.189	107.9

## FREE PRACTICE 1 - CLASSIFICATION



POS	NO	CL	PIC NAME	ENTRY	TIME	ON	LAPS	GAP	DIFF	MPH
1	80		1 Callum BEY	Honda - RCD Motorsport	1:58.548	10	10			75.53
2	40	M3	1 Joe FRANCIS	Honda - Team WD40	1:59.560	3	10	1.012	1.012	74.89
3	72		2 Ricky TARREN	Honda - Cresswell Racing	2:01.080	2	10	2.532	1.520	73.95
4	95	M3	2 Tarran MACKENZIE	KTM - Redline KTM	2:02.710	8	9	4.162	1.630	72.97
5	42	M3	3 James HOBSON	Honda - Two 4 Motorsport	2:02.827	6	9	4.279	0.117	72.90
6	12		3 Edward RENDELL	Honda - Banks Racing	2:03.717	9	9	5.169	0.890	72.37
7	3		4 Taz TAYLOR	Luyten Honda - FPW Racing	2:04.887	6	7	6.339	1.170	71.70
8	36		5 Jayson URIBE	Honda - Rock and Sons Racing	2:05.387	9	9	6.839	0.500	71.41
9	43		6 Arnie SHELTON	Honda - e3 motorsport	2:06.230	4	5	7.682	0.843	70.93
10	11		7 Joseph THOMAS	Honda - Moto UK Racing	2:06.981	4	5	8.433	0.751	70.51
11	64		8 Asher DURHAM	Honda - Brindley Machinery / RFID Project	2:07.032	9	9	8.484	0.051	70.48
12	65		9 Josh OWENS	Honda - JPL / George Roberts	2:07.056	2	9	8.508	0.024	70.47
13	44		10 Jake BAYFORD	Honda - j4ke.com	2:07.860	5	5	9.312	0.804	70.03
14	13	M3	4 Sam BURMAN	Honda - WNT / Burman Racing	2:08.835	2	9	10.287	0.975	69.50
15	41		11 Milo WARD	Luyten Honda - FPW Racing	2:09.434	6	6	10.886	0.599	69.18
16	69		12 Ryan BRAIN	KTM - Cresswell Racing	2:09.451	6	7	10.903	0.017	69.17
17	79	M3	5 Chris TAYLOR	Honda - Elevator Bridle & Saddle Co / Coventry Ducati	2:09.703	4	5	11.155	0.252	69.03
18	2	M3	6 Tom BOOTH-AMOS	BMS PreM3 - FAB Racing	2:09.942	6	7	11.394	0.239	68.91
19	24		13 Daniel COSTILLA	Honda - Repli-Cast UK	2:10.374	9	9	11.826	0.432	68.68

QUALIFYING LAPTIME (110.0% of 1:58.548) = 2:10.402

20	4		14 Louis VALLELEY	Honda - Cresswell Racing	2:11.666	3	3	13.118	1.292	68.00
21	90		15 Greg GREENWOOD	Luyten Honda - FPW Racing	2:12.064	8	8	13.516	0.398	67.80
22	35		16 Elliot LODGE	Honda - SP125 / SpikeRacing	2:14.031	2	2	15.483	1.967	66.80
23	22		17 Stephanie WADDELOW	Honda - SP125 / Flossy Racing			4			
24	7		18 Jamie ASHBY	Honda - JPA Racing			2			
25	77		19 Jason VERNON	Honda - SGR Racing			1			

Weather / Track : Rain / Wet

These results are provisional until the conclusion of any judicial and technical matters.

Donington Park GP

Circuit Length = 2.4873 miles

Start: 10:18 Flag 10:38 End: 10:40

Race Director :	Stewards :	Timekeeper :
-----------------	------------	--------------

Results can be found at [www.britishsuperbike.com](http://www.britishsuperbike.com)

Printed - 10:41 Friday, 06 September 2013

# MCRCB BULLETIN TK012

## 2013 MCE British Superbike Championship - Round 9

## 2013 Monster Energy British Motostar Championship

### FREE PRACTICE 1 - SECTOR ANALYSIS

SECTOR 1 = FL to I1, SECTOR 2 = I1 to I2, SECTOR 3 = I2 to FL, DIFF = Difference To Personal Best Lap

P1		80		Callum BEY		Honda - RCD Motorsport				
LAP	SECTOR 1	SECTOR 2	SECTOR 3	LAP TIME	MPH	DIFF	TIME OF DAY			
1 -		73.1	53.072	110.7	50.354	81.5				
2 -	28.054	79.0	49.524	112.2	IN PIT		2:02.353 P	73.18	3.805	10:22:54.732
3 -	OUTLAP	80.5	50.041	<b>113.1</b>	48.491	84.2	3:33.036	42.03	1:34.488	10:26:27.768
4 -	27.084	81.3	48.864	112.5	47.099	85.1	2:03.047	72.77	4.499	10:28:30.815
5 -	26.384	85.3	48.486	112.7	46.253	84.9	2:01.123	73.92	2.575	10:30:31.938
6 -	26.205	87.9	47.975	<b>113.1</b>	45.730	85.5	1:59.910	74.67	1.362	10:32:31.848
7 -	25.770	86.4	47.986	112.9	45.657	85.3	1:59.413	74.98	0.865	10:34:31.261
8 -	25.648	88.7	48.186	112.5	45.441	86.0	1:59.275 (3)	75.07	0.727	10:36:30.536
9 -	25.843	86.8	<b>47.707</b>	112.9	<b>45.210</b>	86.3	1:58.760 (2)	75.39	0.212	10:38:29.296
10 -	<b>25.123</b>	<b>90.8</b>	47.954	112.9	45.471	<b>86.7</b>	<b>1:58.548 (1)</b>	<b>75.53</b>		<b>10:40:27.844</b>

P2		40 M3		Joe FRANCIS		Honda - Team WD40				
LAP	SECTOR 1	SECTOR 2	SECTOR 3	LAP TIME	MPH	DIFF	TIME OF DAY			
1 -	OUTLAP	76.5	52.342	108.5	48.208	85.6				10:20:49.773
2 -	26.527	87.2	48.970	112.0	45.948	<b>87.5</b>	2:01.445	73.73	1.885	10:22:51.218
3 -	25.628	86.9	48.782	113.1	<b>45.150</b>	87.3	<b>1:59.560 (1)</b>	<b>74.89</b>		<b>10:24:50.778</b>
4 -	25.852	84.7	48.956	112.9	45.883	86.9	2:00.691 (3)	74.19	1.131	10:26:51.469
5 -	25.897	<b>90.4</b>	48.937	111.4	46.037	87.3	2:00.871	74.08	1.311	10:28:52.340
6 -	25.990	86.9	49.606	112.4	46.056	86.3	2:01.652	73.60	2.092	10:30:53.992
7 -	25.722	88.5	49.160	112.5	46.054	86.3	2:00.936	74.04	1.376	10:32:54.928
8 -	25.863	89.0	49.512	112.5	46.334	86.0	2:01.709	73.57	2.149	10:34:56.637
9 -	26.203	88.5	49.439	<b>113.7</b>	46.444	86.8	2:02.086	73.34	2.526	10:36:58.723
10 -	<b>25.525</b>	89.3	<b>48.716</b>	112.9	45.915	86.0	2:00.156 (2)	74.52	0.596	10:38:58.879

P3		72		Ricky TARREN		Honda - Cresswell Racing				
LAP	SECTOR 1	SECTOR 2	SECTOR 3	LAP TIME	MPH	DIFF	TIME OF DAY			
1 -	OUTLAP	74.4	52.917	103.2	48.513	79.5				10:20:48.163
2 -	26.994	83.9	<b>48.722</b>	106.6	45.364	82.7	<b>2:01.080 (1)</b>	<b>73.95</b>		<b>10:22:49.243</b>
3 -	<b>26.558</b>	87.8	49.235	107.5	45.343	83.3	2:01.136 (2)	73.92	0.056	10:24:50.379
4 -	26.670	86.5	48.771	<b>111.4</b>	47.085	82.7	2:02.526	73.08	1.446	10:26:52.905
5 -	27.248	87.4	49.683	107.8	45.716	81.9	2:02.647	73.00	1.567	10:28:55.552
6 -	26.733	89.0	49.747	108.4	<b>45.182</b>	<b>83.7</b>	2:01.662 (3)	73.60	0.582	10:30:57.214
7 -	26.956	<b>91.5</b>	48.857	108.2	46.160	82.9	2:01.973	73.41	0.893	10:32:59.187
8 -	26.714	90.4	49.673	107.5	46.521	81.7	2:02.908	72.85	1.828	10:35:02.095
9 -	26.924	87.2	49.585	108.5	47.170	83.0	2:03.679	72.40	2.599	10:37:05.774
10 -	26.567	87.2	49.329	107.5	45.965	<b>83.7</b>	2:01.861	73.48	0.781	10:39:07.635

P4		95 M3		Tarran MACKENZIE		KTM - Redline KTM				
LAP	SECTOR 1	SECTOR 2	SECTOR 3	LAP TIME	MPH	DIFF	TIME OF DAY			
1 -	OUTLAP	73.9	53.542	113.7	51.212	85.0				10:21:22.826
2 -	26.986	83.3	49.875	113.1	49.238	81.4	2:06.099	71.01	3.389	10:23:28.925
3 -	26.903	83.8	49.708	<b>116.5</b>	IN PIT		2:03.852 P	72.29	1.142	10:25:32.777
4 -	OUTLAP	79.4	1:02.309	113.7	48.833	85.1	3:29.776	42.68	1:27.066	10:29:02.553
5 -	26.525	85.1	50.238	113.7	48.935	85.1	2:05.698	71.23	2.988	10:31:08.251
6 -	26.584	82.2	50.143	113.9	47.488	86.1	2:04.215	72.08	1.505	10:33:12.466
7 -	26.877	80.4	49.797	115.1	47.129	86.6	2:03.803 (3)	72.32	1.093	10:35:16.269
8 -	26.235	86.7	49.403	114.9	<b>47.072</b>	85.2	<b>2:02.710 (1)</b>	<b>72.97</b>		<b>10:37:18.979</b>
9 -	<b>26.145</b>	<b>86.8</b>	<b>49.289</b>	114.9	47.766	<b>87.6</b>	2:03.200 (2)	72.68	0.490	10:39:22.179

P5		42 M3		James HOBSON		Honda - Two 4 Motorsport				
LAP	SECTOR 1	SECTOR 2	SECTOR 3	LAP TIME	MPH	DIFF	TIME OF DAY			
1 -	OUTLAP	77.1	54.133	110.0	51.847	86.6				10:21:11.266
2 -	27.370	87.9	51.269	113.3	50.672	<b>87.6</b>	2:09.311	69.24	6.484	10:23:20.577
3 -	26.583	88.1	50.279	112.5	49.100	86.8	2:05.962	71.08	3.135	10:25:26.539
4 -	26.767	86.5	49.980	112.9	48.414	85.0	2:05.161	71.54	2.334	10:27:31.700
5 -	26.645	92.1	49.343	<b>113.5</b>	47.285	87.4	2:03.273 (3)	72.63	0.446	10:29:34.973
6 -	<b>25.946</b>	<b>95.8</b>	49.404	113.1	47.477	87.0	<b>2:02.827 (1)</b>	<b>72.90</b>		<b>10:31:37.800</b>
7 -	26.028	95.0	<b>49.335</b>	113.3	47.516	87.3	2:02.879 (2)	72.87	0.052	10:33:40.679

Weather / Track : Rain / Wet

Donington Park GP

Circuit Length = 2.4873 miles

Start: 10:18 Flag 10:38 End: 10:40

# MCRCB BULLETIN TK012

## 2013 MCE British Superbike Championship - Round 9

## 2013 Monster Energy British Motostar Championship

### FREE PRACTICE 1 - SECTOR ANALYSIS

SECTOR 1 = FL to I1, SECTOR 2 = I1 to I2, SECTOR 3 = I2 to FL, DIFF = Difference To Personal Best Lap

8 -	26.316	89.1	50.102	113.1	<b>47.178</b>	86.6	2:03.596	72.44	0.769	10:35:44.275
9 -	26.533	91.8	52.795	109.8	IN PIT		2:05.904	<b>P</b> 71.12	3.077	10:37:50.179

<b>P6</b>	<b>12</b>	<b>Edward RENDELL</b>				Honda - Banks Racing				
LAP	SECTOR 1	SECTOR 2	SECTOR 3	LAP TIME	MPH	DIFF	TIME OF DAY			
1 -	OUTLAP	79.7	52.269	92.5	IN PIT		<b>P</b>			10:21:17.488
2 -	OUTLAP	84.5	51.120	99.5	52.088	75.6	4:21.701	34.21	2:17.984	10:25:39.189
3 -	29.213	81.7	52.151	98.1	51.566	77.7	2:12.930	67.36	9.213	10:27:52.119
4 -	28.663	86.9	51.422	102.6	50.816	76.4	2:10.901	68.40	7.184	10:30:03.020
5 -	28.255	87.7	50.070	105.3	49.546	76.8	2:07.871	70.02	4.154	10:32:10.891
6 -	28.065	89.8	50.403	104.3	48.659	81.2	2:07.127	70.43	3.410	10:34:18.018
7 -	26.883	88.1	49.665	109.2	48.370	82.5	2:04.918	<b>(3)</b> 71.68	1.201	10:36:22.936
8 -	<b>26.557</b>	88.5	50.044	110.3	<b>47.662</b>	<b>82.8</b>	2:04.263	<b>(2)</b> 72.06	0.546	10:38:27.199
9 -	26.587	<b>90.4</b>	<b>49.431</b>	<b>111.1</b>	47.699	79.0	<b>2:03.717</b>	<b>(1)</b> <b>72.37</b>		<b>10:40:30.916</b>

<b>P7</b>	<b>3</b>	<b>Taz TAYLOR</b>				Luyten Honda - FPW Racing				
LAP	SECTOR 1	SECTOR 2	SECTOR 3	LAP TIME	MPH	DIFF	TIME OF DAY			
1 -	OUTLAP	73.9	54.664	107.0	IN PIT		<b>P</b>			10:21:17.733
2 -	OUTLAP	82.3	52.598	113.5	50.291	85.1	5:53.784	25.31	3:48.897	10:27:11.517
3 -	30.909	77.8	53.579	113.1	49.376	86.9	2:13.864	66.89	8.977	10:29:25.381
4 -	27.548	80.1	51.758	<b>113.9</b>	47.369	<b>88.0</b>	2:06.675	<b>(3)</b> 70.68	1.788	10:31:32.056
5 -	27.969	80.0	51.102	<b>113.9</b>	47.486	86.7	2:06.557	<b>(2)</b> 70.75	1.670	10:33:38.613
6 -	26.930	79.6	<b>51.008</b>	113.5	<b>46.949</b>	86.7	<b>2:04.887</b>	<b>(1)</b> <b>71.70</b>		<b>10:35:43.500</b>
7 -	<b>26.846</b>	<b>86.5</b>	53.368	107.7	IN PIT		2:07.818	<b>P</b> 70.05	2.931	10:37:51.318

<b>P8</b>	<b>36</b>	<b>Jayson URIBE</b>				Honda - Rock and Sons Racing				
LAP	SECTOR 1	SECTOR 2	SECTOR 3	LAP TIME	MPH	DIFF	TIME OF DAY			
1 -	OUTLAP	78.3	55.316	104.3	53.727	78.7				10:21:13.097
2 -	28.120	85.9	51.597	<b>106.6</b>	IN PIT		2:12.278	<b>P</b> 67.69	6.891	10:23:25.375
3 -	OUTLAP	78.3	54.582	103.8	51.512	79.5	3:27.873	43.07	1:22.486	10:26:53.248
4 -	28.312	84.2	51.512	105.1	50.861	<b>81.3</b>	2:10.685	68.51	5.298	10:29:03.933
5 -	27.193	88.0	50.785	105.0	51.715	78.6	2:09.693	69.04	4.306	10:31:13.626
6 -	28.564	79.3	51.626	104.2	49.630	80.7	2:09.820	68.97	4.433	10:33:23.446
7 -	27.226	88.1	50.658	105.3	50.095	80.2	2:07.979	<b>(3)</b> 69.96	2.592	10:35:31.425
8 -	27.263	88.6	50.815	104.8	48.917	80.8	2:06.995	<b>(2)</b> 70.51	1.608	10:37:38.420
9 -	<b>26.710</b>	<b>89.4</b>	<b>50.455</b>	105.1	<b>48.222</b>	<b>81.3</b>	<b>2:05.387</b>	<b>(1)</b> <b>71.41</b>		<b>10:39:43.807</b>

<b>P9</b>	<b>43</b>	<b>Arnie SHELTON</b>				Honda - e3 motorsport				
LAP	SECTOR 1	SECTOR 2	SECTOR 3	LAP TIME	MPH	DIFF	TIME OF DAY			
1 -	OUTLAP	78.3	52.911	103.8	IN PIT		<b>P</b>			10:23:27.755
2 -	OUTLAP	76.7	53.085	104.3	50.111	77.0	3:13.129	46.36	1:06.899	10:26:40.884
3 -	28.345	82.5	51.282	104.5	49.230	78.3	2:08.857	<b>(2)</b> 69.49	2.627	10:28:49.741
4 -	27.750	86.9	50.698	106.1	<b>47.782</b>	<b>80.4</b>	<b>2:06.230</b>	<b>(1)</b> <b>70.93</b>		<b>10:30:55.971</b>
5 -	<b>27.070</b>	<b>90.6</b>	<b>49.478</b>	<b>107.7</b>	IN PIT		2:03.101	<b>P</b> 72.74		10:32:59.072

<b>P10</b>	<b>11</b>	<b>Joseph THOMAS</b>				Honda - Moto UK Racing				
LAP	SECTOR 1	SECTOR 2	SECTOR 3	LAP TIME	MPH	DIFF	TIME OF DAY			
1 -	OUTLAP	71.3	53.603	104.3	52.042	83.3				10:20:51.996
2 -	28.862	76.2	51.227	104.0	IN PIT		2:08.323	<b>P</b> 69.78	1.342	10:23:00.319
3 -	OUTLAP	<b>81.7</b>	52.891	107.5	49.368	<b>83.8</b>	3:27.946	43.06	1:20.965	10:26:28.265
4 -	<b>27.184</b>	79.2	<b>50.431</b>	<b>109.4</b>	<b>49.366</b>	82.5	<b>2:06.981</b>	<b>(1)</b> <b>70.51</b>		<b>10:28:35.246</b>
5 -	28.355	68.6	54.640	92.3	IN PIT		2:13.338	<b>P</b> 67.15	6.357	10:30:48.584

<b>P11</b>	<b>64</b>	<b>Asher DURHAM</b>				Honda - Brindley Machinery / RFID Project				
LAP	SECTOR 1	SECTOR 2	SECTOR 3	LAP TIME	MPH	DIFF	TIME OF DAY			
1 -	OUTLAP	58.0	56.674	107.2	55.877	82.1				10:21:06.009
2 -	29.125	79.9	53.324	107.0	53.027	<b>83.9</b>	2:15.476	66.09	8.444	10:23:21.485
3 -	28.158	87.2	51.229	108.9	IN PIT		2:11.751	<b>P</b> 67.96	4.719	10:25:33.236
4 -	OUTLAP	85.2	52.222	108.4	51.760	82.8	4:10.436	35.75	2:03.404	10:29:43.672

Donington Park GP

Circuit Length = 2.4873 miles

Start: 10:18 Flag 10:38 End: 10:40

Weather / Track : Rain / Wet

**MCRCB BULLETIN TK012**

**2013 MCE British Superbike Championship - Round 9**

**2013 Monster Energy British Motostar Championship**

**FREE PRACTICE 1 - SECTOR ANALYSIS**

SECTOR 1 = FL to I1, SECTOR 2 = I1 to I2, SECTOR 3 = I2 to FL, DIFF = Difference To Personal Best Lap

5 -	27.542	88.6	51.834	110.5	51.755	82.7	2:11.131	68.28	4.099	10:31:54.803
6 -	27.436	86.5	51.612	110.7	51.948	82.4	2:10.996	68.35	3.964	10:34:05.799
7 -	27.606	<b>90.1</b>	50.613	<b>111.2</b>	50.588	83.4	2:08.807 (2)	69.51	1.775	10:36:14.606
8 -	27.525	<b>90.1</b>	50.754	108.5	51.469	82.8	2:09.748 (3)	69.01	2.716	10:38:24.354
9 -	<b>27.329</b>	87.6	<b>50.266</b>	108.7	<b>49.437</b>	<b>83.9</b>	<b>2:07.032 (1)</b>	<b>70.48</b>		<b>10:40:31.386</b>

<b>P12 65</b>		<b>Josh OWENS</b>		Honda - JPL / George Roberts						
LAP	SECTOR 1	SECTOR 2	SECTOR 3	LAP TIME	MPH	DIFF	TIME OF DAY			
1 -										10:20:56.704
2 -					<b>2:07.056 (1)</b>	<b>70.47</b>				<b>10:23:03.760</b>
3 -				IN PIT	2:09.416	P 69.19	2.360			10:25:13.176
4 -	OUTLAP	77.4	52.707	108.7	50.694	82.4	3:08.369	47.53	1:01.313	10:28:21.546
5 -	27.756	81.8	51.406	108.2	51.000	<b>84.2</b>	2:10.162	68.79	3.106	10:30:31.708
6 -	27.739	86.7	<b>50.948</b>	109.6	49.542	83.8	2:08.229	69.83	1.173	10:32:39.937
7 -	<b>26.796</b>	88.6	52.538	109.2	50.372	82.2	2:09.706	69.03	2.650	10:34:49.643
8 -	27.291	81.5	51.096	<b>109.8</b>	49.329	82.5	2:07.716 (2)	70.11	0.660	10:36:57.359
9 -	28.011	<b>89.8</b>	51.422	109.6	<b>48.705</b>	82.8	2:08.138 (3)	69.88	1.082	10:39:05.497

<b>P13 44</b>		<b>Jake BAYFORD</b>		Honda - j4ke.com						
LAP	SECTOR 1	SECTOR 2	SECTOR 3	LAP TIME	MPH	DIFF	TIME OF DAY			
1 -	OUTLAP	69.6	58.707	94.1	IN PIT			P		10:22:14.643
2 -	OUTLAP	72.5	54.859	103.5	52.495	80.4	6:40.807	22.34	4:32.947	10:28:55.450
3 -	28.324	82.3	54.093	95.7	IN PIT		2:13.735	P 66.95	5.875	10:31:09.185
4 -	OUTLAP	77.5	53.771	<b>107.7</b>	50.410	<b>83.8</b>	5:49.114	25.64	3:41.254	10:36:58.299
5 -	<b>27.595</b>	<b>87.1</b>	<b>51.155</b>	107.2	<b>49.110</b>	83.7	<b>2:07.860 (1)</b>	<b>70.03</b>		<b>10:39:06.159</b>

<b>P14 13 M3</b>		<b>Sam BURMAN</b>		Honda - WNT / Burman Racing						
LAP	SECTOR 1	SECTOR 2	SECTOR 3	LAP TIME	MPH	DIFF	TIME OF DAY			
1 -	OUTLAP	76.9	54.066	110.9	51.598	84.5				10:20:51.668
2 -	28.123	80.1	<b>50.799</b>	<b>114.1</b>	49.913	85.3	<b>2:08.835 (1)</b>	<b>69.50</b>		<b>10:23:00.503</b>
3 -	<b>27.378</b>	80.2	50.805	113.1	51.873	85.8	2:10.056	68.85	1.221	10:25:10.559
4 -	29.099	72.7	53.171	111.6	50.801	85.3	2:13.071	67.29	4.236	10:27:23.630
5 -	28.857	80.0	51.676	111.8	IN PIT		2:09.332	P 69.23	0.497	10:29:32.962
6 -	OUTLAP	75.6	53.630	111.1	52.448	85.6	3:21.345	44.47	1:12.510	10:32:54.307
7 -	27.699	<b>85.4</b>	51.722	112.4	<b>49.815</b>	<b>85.9</b>	2:09.236 (2)	69.28	0.401	10:35:03.543
8 -	27.858	80.7	51.624	113.1	50.532	85.2	2:10.014 (3)	68.87	1.179	10:37:13.557
9 -	27.788	81.5	52.328	111.2	51.025	85.5	2:11.141	68.28	2.306	10:39:24.698

<b>P15 41</b>		<b>Milo WARD</b>		Luyten Honda - FPW Racing						
LAP	SECTOR 1	SECTOR 2	SECTOR 3	LAP TIME	MPH	DIFF	TIME OF DAY			
1 -	OUTLAP	59.0	1:08.916	80.9	1:00.553	68.5				10:21:22.501
2 -	33.002	71.8	1:03.645	88.5	55.069	75.8	2:31.716 (3)	59.02	22.282	10:23:54.217
3 -	32.118	73.4	1:07.854	63.8	IN PIT		2:36.455	P 57.23	27.021	10:26:30.672
4 -	OUTLAP	72.3	59.125	101.6	52.986	82.1	8:21.712	17.84	6:12.278	10:34:52.384
5 -	31.164	79.1	53.271	<b>107.8</b>	50.319	<b>82.5</b>	2:14.754 (2)	66.45	5.320	10:37:07.138
6 -	<b>27.477</b>	<b>81.0</b>	<b>51.922</b>	107.0	<b>50.035</b>	82.0	<b>2:09.434 (1)</b>	<b>69.18</b>		<b>10:39:16.572</b>

<b>P16 69</b>		<b>Ryan BRAIN</b>		KTM - Cresswell Racing						
LAP	SECTOR 1	SECTOR 2	SECTOR 3	LAP TIME	MPH	DIFF	TIME OF DAY			
1 -	OUTLAP	66.3	57.867	99.8	53.762	80.5				10:21:06.973
2 -	29.437	81.1	53.271	103.5	53.820	80.2	2:16.528 (3)	65.58	7.077	10:23:23.501
3 -	28.272	82.7	<b>50.911</b>	104.5	51.058	83.2	2:10.241 (2)	68.75	0.790	10:25:33.742
4 -	28.886	77.9	54.574	102.9	IN PIT		2:14.036	P 66.80	4.585	10:27:47.778
5 -	OUTLAP	77.5	53.057	104.6	51.623	82.8	4:07.170	36.22	1:57.719	10:31:54.948
6 -	27.934	83.2	51.345	<b>106.0</b>	<b>50.172</b>	<b>83.7</b>	<b>2:09.451 (1)</b>	<b>69.17</b>		<b>10:34:04.399</b>
7 -	<b>27.544</b>	<b>88.3</b>	50.944	104.3	IN PIT		2:07.057	P 70.47		10:36:11.456

Weather / Track : Rain / Wet

Donington Park GP  
 Circuit Length = 2.4873 miles  
 Start: 10:18 Flag 10:38 End: 10:40

**MCRCB BULLETIN TK012**

**2013 MCE British Superbike Championship - Round 9**

**2013 Monster Energy British Motostar Championship**

**FREE PRACTICE 1 - SECTOR ANALYSIS**

SECTOR 1 = FL to I1, SECTOR 2 = I1 to I2, SECTOR 3 = I2 to FL, DIFF = Difference To Personal Best Lap

<b>P17</b>		<b>79 M3</b>		<b>Chris TAYLOR</b>		Honda - Elevator Bridle & Saddle Co / Coventry Ducati					
LAP	SECTOR 1	SECTOR 2	SECTOR 3	LAP TIME	MPH	DIFF	TIME OF DAY				
1 -	OUTLAP	70.2	55.795	105.5	53.792	82.6		10:28:50.435			
2 -	28.792	76.2	53.347	<b>110.0</b>	IN PIT		2:12.685 P	67.48	2.982	10:31:03.120	
3 -	OUTLAP	73.4	53.555	109.1	49.840	84.0		4:19.790	34.46	2:10.087	10:35:22.910
4 -	27.857	77.0	53.288	109.8	<b>48.558</b>	<b>85.4</b>		<b>2:09.703 (1)</b>	<b>69.03</b>		<b>10:37:32.613</b>
5 -	<b>27.787</b>	<b>81.7</b>	<b>52.406</b>	<b>110.0</b>	49.632	84.3		2:09.825 (2)	68.97	0.122	10:39:42.438

<b>P18</b>		<b>2 M3</b>		<b>Tom BOOTH-AMOS</b>		BMS PreM3 - FAB Racing					
LAP	SECTOR 1	SECTOR 2	SECTOR 3	LAP TIME	MPH	DIFF	TIME OF DAY				
1 -						77.1		10:25:09.398			
2 -	29.888	75.1	55.189	100.1	50.286	80.3		2:15.363 (3)	66.15	5.421	10:27:24.761
3 -	30.238	83.8	56.349	101.5	48.379	<b>81.1</b>		2:14.966 (2)	66.34	5.024	10:29:39.727
4 -	<b>27.861</b>	84.3	53.024	101.5	IN PIT			2:05.975 P	71.08		10:31:45.702
5 -	OUTLAP	<b>91.3</b>	55.735	100.7	49.629	79.0		3:04.642	48.49	54.700	10:34:50.344
6 -	28.267	82.2	53.733	<b>102.2</b>	<b>47.942</b>	81.0		<b>2:09.942 (1)</b>	<b>68.91</b>		<b>10:37:00.286</b>
7 -	27.911	82.9	<b>52.570</b>	<b>102.2</b>	IN PIT			2:06.581 P	70.74		10:39:06.867

<b>P19</b>		<b>24</b>		<b>Daniel COSTILLA</b>		Honda - Repli-Cast UK					
LAP	SECTOR 1	SECTOR 2	SECTOR 3	LAP TIME	MPH	DIFF	TIME OF DAY				
1 -	OUTLAP	69.6	54.208	110.7	57.036	82.9		10:21:27.826			
2 -	28.830	73.6	53.163	103.8	55.701	85.8		2:17.694	65.03	7.320	10:23:45.520
3 -	28.537	83.2	54.992	110.3	53.158	83.7		2:16.687	65.51	6.313	10:26:02.207
4 -	29.444	85.5	52.229	112.2	52.051	84.1		2:13.724	66.96	3.350	10:28:15.931
5 -	27.683	83.6	54.321	109.4	53.088	85.6		2:15.092	66.28	4.718	10:30:31.023
6 -	27.985	88.5	<b>51.893</b>	112.4	52.281	84.1		2:12.159 (3)	67.75	1.785	10:32:43.182
7 -	27.303	<b>89.3</b>	55.736	113.5	51.395	<b>86.8</b>		2:14.434	66.60	4.060	10:34:57.616
8 -	27.378	82.7	52.056	<b>113.7</b>	51.014	85.6		2:10.448 (2)	68.64	0.074	10:37:08.064
9 -	<b>27.093</b>	84.6	52.518	111.2	<b>50.763</b>	85.4		<b>2:10.374 (1)</b>	<b>68.68</b>		<b>10:39:18.438</b>

<b>P20</b>		<b>4</b>		<b>Louis VALLELEY</b>		Honda - Cresswell Racing					
LAP	SECTOR 1	SECTOR 2	SECTOR 3	LAP TIME	MPH	DIFF	TIME OF DAY				
1 -	OUTLAP	70.7	57.606	95.0	55.883	80.6		10:21:11.014			
2 -	29.755	80.1	52.159	102.6	52.180	<b>83.2</b>		2:14.094 (2)	66.77	2.428	10:23:25.108
3 -	<b>28.549</b>	<b>82.3</b>	<b>51.333</b>	<b>104.8</b>	<b>51.784</b>	80.1		<b>2:11.666 (1)</b>	<b>68.00</b>		<b>10:25:36.774</b>

<b>P21</b>		<b>90</b>		<b>Greg GREENWOOD</b>		Luyten Honda - FPW Racing		
LAP	SECTOR 1	SECTOR 2	SECTOR 3	LAP TIME	MPH	DIFF	TIME OF DAY	
1 -								10:21:08.589
2 -					2:16.973	65.37	4.909	10:23:25.562
3 -					2:12.303 (2)	67.68	0.239	10:25:37.866
4 -					2:12.582	67.53	0.518	10:27:50.448
5 -					2:14.012	66.81	1.948	10:30:04.460
6 -					2:12.482 (3)	67.58	0.418	10:32:16.942
7 -					2:12.493	67.58	0.429	10:34:29.435
8 -					<b>2:12.064 (1)</b>	<b>67.80</b>		<b>10:36:41.499</b>

<b>P22</b>		<b>35</b>		<b>Elliot LODGE</b>		Honda - SP125 / SpikeRacing					
LAP	SECTOR 1	SECTOR 2	SECTOR 3	LAP TIME	MPH	DIFF	TIME OF DAY				
1 -	OUTLAP	67.3	56.788	86.8	53.734	75.3		10:21:42.996			
2 -	<b>29.775</b>	<b>70.8</b>	<b>52.971</b>	<b>89.7</b>	<b>51.285</b>	<b>81.1</b>		<b>2:14.031 (1)</b>	<b>66.80</b>		<b>10:23:57.027</b>

<b>P23</b>		<b>22</b>		<b>Stephanie WADDELOW</b>		Honda - SP125 / Flossy Racing					
LAP	SECTOR 1	SECTOR 2	SECTOR 3	LAP TIME	MPH	DIFF	TIME OF DAY				
1 -	OUTLAP	59.3	1:02.452	81.9	1:00.016	70.8		<b>10:23:24.133</b>			
2 -	33.916	63.2	58.160	82.0	IN PIT			2:28.006 P	60.50		10:25:52.139
3 -	OUTLAP	56.8	59.274	92.6	<b>56.857</b>	<b>79.6</b>		5:18.757	28.09		10:31:10.896
4 -	<b>32.089</b>	<b>64.2</b>	<b>57.503</b>	<b>97.1</b>	IN PIT			2:25.622 P	61.49		10:33:36.518

Donington Park GP  
 Circuit Length = 2.4873 miles  
 Start: 10:18 Flag 10:38 End: 10:40

Weather / Track : Rain / Wet

**MCRCB BULLETIN TK012****2013 MCE British Superbike Championship - Round 9****2013 Monster Energy British Motostar Championship****FREE PRACTICE 1 - SECTOR ANALYSIS**

SECTOR 1 = FL to I1, SECTOR 2 = I1 to I2, SECTOR 3 = I2 to FL, DIFF = Difference To Personal Best Lap

<b>P24</b>	<b>7</b>	<b>Jamie ASHBY</b>				Honda - JPA Racing		
LAP		SECTOR 1	SECTOR 2	SECTOR 3	LAP TIME	MPH	DIFF	TIME OF DAY
1 -	<b>OUTLAP</b>	55.3	1:05.967	85.4	<b>IN PIT</b>	<b>P</b>		<b>10:22:10.798</b>
2 -	<b>OUTLAP</b>	<b>63.0</b>	<b>1:01.248</b>	<b>89.5</b>	<b>IN PIT</b>	<b>P</b>	32.37	10:26:47.397

<b>P25</b>	<b>77</b>	<b>Jason VERNON</b>				Honda - SGR Racing		
LAP		SECTOR 1	SECTOR 2	SECTOR 3	LAP TIME	MPH	DIFF	TIME OF DAY
1 -	OUTLAP	71.4	<b>54.474</b>	<b>103.2</b>	<b>52.900</b>	<b>79.1</b>		<b>10:21:26.347</b>



**MCRCB BULLETIN TK013****2013 MCE British Superbike Championship - Round 9****2013 Monster Energy British Motostar Championship****FREE PRACTICE 1 - BEST SPEEDS**

POS	SECTOR 1			SECTOR 2			FINISH LINE		
	NO	NAME	MPH	NO	NAME	MPH	NO	NAME	MPH
1	42	James HOBSON	95.8	95	Tarran MACKENZIE	116.5	3	Taz TAYLOR	88.0
2	72	Ricky TARREN	91.5	13	Sam BURMAN	114.1	42	James HOBSON	87.6
3	2	Tom BOOTH-AMOS	91.3	3	Taz TAYLOR	113.9	95	Tarran MACKENZIE	87.6
4	80	Callum BEY	90.8	24	Daniel COSTILLA	113.7	40	Joe FRANCIS	87.5
5	43	Arnie SHELTON	90.6	40	Joe FRANCIS	113.7	24	Daniel COSTILLA	86.8
6	12	Edward RENDELL	90.4	42	James HOBSON	113.5	80	Callum BEY	86.7
7	40	Joe FRANCIS	90.4	80	Callum BEY	113.1	13	Sam BURMAN	85.9
8	64	Asher DURHAM	90.1	72	Ricky TARREN	111.4	79	Chris TAYLOR	85.4
9	65	Josh OWENS	89.8	64	Asher DURHAM	111.2	65	Josh OWENS	84.2
10	36	Jayson URIBE	89.4	12	Edward RENDELL	111.1	64	Asher DURHAM	83.9
11	24	Daniel COSTILLA	89.3	79	Chris TAYLOR	110.0	11	Joseph THOMAS	83.8
12	69	Ryan BRAIN	88.3	65	Josh OWENS	109.8	44	Jake BAYFORD	83.8
13	44	Jake BAYFORD	87.1	11	Joseph THOMAS	109.4	69	Ryan BRAIN	83.7
14	95	Tarran MACKENZIE	86.8	41	Milo WARD	107.8	72	Ricky TARREN	83.7
15	3	Taz TAYLOR	86.5	43	Arnie SHELTON	107.7	4	Louis VALLELEY	83.2
16	13	Sam BURMAN	85.4	44	Jake BAYFORD	107.7	12	Edward RENDELL	82.8
17	4	Louis VALLELEY	82.3	36	Jayson URIBE	106.6	41	Milo WARD	82.5
18	11	Joseph THOMAS	81.7	69	Ryan BRAIN	106.0	36	Jayson URIBE	81.3
19	79	Chris TAYLOR	81.7	4	Louis VALLELEY	104.8	2	Tom BOOTH-AMOS	81.1
20	41	Milo WARD	81.0	77	Jason VERNON	103.2	35	Elliot LODGE	81.1
21	77	Jason VERNON	75.8	2	Tom BOOTH-AMOS	102.2	43	Arnie SHELTON	80.4
22	35	Elliot LODGE	70.8	22	Stephanie WADDELOW	97.1	22	Stephanie WADDELOW	79.6
23	22	Stephanie WADDELOW	64.2	35	Elliot LODGE	89.7	77	Jason VERNON	79.1
24	7	Jamie ASHBY	63.0	7	Jamie ASHBY	89.5			
25									

Weather / Track : Rain / Wet

Results can be found at [www.tsl-timing.com](http://www.tsl-timing.com)

Donington Park GP

Circuit Length = 2.4873 miles

Start: 10:18 Flag 10:38 End: 10:40

Printed - 10:42 Friday, 06 September 2013

# MCRCB BULLETIN TK014

## 2013 MCE British Superbike Championship - Round 9

### 2013 Monster Energy British Motostar Championship

#### FREE PRACTICE 1 - BEST SECTORS

SECTOR 1			SECTOR 2			SECTOR 3			IDEAL / BEST COMPARISON						
POS	NO	NAME	TIME	NO	NAME	TIME	NO	NAME	TIME	POS	NO	NAME	IDEAL	BEST	DIFF
1	80	BEY	25.123	80	BEY	47.707	40	FRANCIS	45.150				<b>PERFECT LAP</b>	<b>1:57.980</b>	
2	40	FRANCIS	25.525	40	FRANCIS	48.716	72	TARREN	45.182	1	80	BEY	1:58.040	1:58.548	0.508
3	42	HOBSON	25.946	72	TARREN	48.722	80	BEY	45.210	2	40	FRANCIS	1:59.391	1:59.560	0.169
4	95	MACKENZIE	26.145	95	MACKENZIE	49.289	3	TAYLOR	46.949	3	72	TARREN	2:00.462	2:01.080	0.618
5	12	RENDELL	26.557	42	HOBSON	49.335	95	MACKENZIE	47.072	4	42	HOBSON	2:02.459	2:02.827	0.368
6	72	TARREN	26.558	12	RENDELL	49.431	42	HOBSON	47.178	5	95	MACKENZIE	2:02.506	2:02.710	0.204
7	36	URIBE	26.710	43	SHELTON	49.478	12	RENDELL	47.662	6	12	RENDELL	2:03.650	2:03.717	0.067
8	65	OWENS	26.796	64	DURHAM	50.266	43	SHELTON	47.782	7	43	SHELTON	2:04.330	2:06.230	1.900
9	3	TAYLOR	26.846	11	THOMAS	50.431	2	BOOTH-AMOS	47.942	8	3	TAYLOR	2:04.803	2:04.887	0.084
10	43	SHELTON	27.070	36	URIBE	50.455	36	URIBE	48.222	9	36	URIBE	2:05.387	2:05.387	0.000
11	24	COSTILLA	27.093	13	BURMAN	50.799	79	TAYLOR	48.558	10	65	OWENS	2:06.449	2:07.056	0.607
12	11	THOMAS	27.184	69	BRAIN	50.911	65	OWENS	48.705	11	11	THOMAS	2:06.981	2:06.981	0.000
13	64	DURHAM	27.329	65	OWENS	50.948	44	BAYFORD	49.110	12	64	DURHAM	2:07.032	2:07.032	0.000
14	13	BURMAN	27.378	3	TAYLOR	51.008	11	THOMAS	49.366	13	44	BAYFORD	2:07.860	2:07.860	0.000
15	41	WARD	27.477	44	BAYFORD	51.155	64	DURHAM	49.437	14	13	BURMAN	2:07.992	2:08.835	0.843
16	69	BRAIN	27.544	4	VALLELEY	51.333	13	BURMAN	49.815	15	2	BOOTH-AMOS	2:08.373	2:09.942	1.569
17	44	BAYFORD	27.595	24	COSTILLA	51.893	41	WARD	50.035	16	69	BRAIN	2:08.627	2:09.451	0.824
18	79	TAYLOR	27.787	41	WARD	51.922	69	BRAIN	50.172	17	79	TAYLOR	2:08.751	2:09.703	0.952
19	2	BOOTH-AMOS	27.861	79	TAYLOR	52.406	24	COSTILLA	50.763	18	41	WARD	2:09.434	2:09.434	0.000
20	4	VALLELEY	28.549	2	BOOTH-AMOS	52.570	35	LODGE	51.285	19	24	COSTILLA	2:09.749	2:10.374	0.625
21	77	VERNON	29.455	35	LODGE	52.971	4	VALLELEY	51.784	20	4	VALLELEY	2:11.666	2:11.666	0.000
22	35	LODGE	29.775	77	VERNON	54.474	77	VERNON	52.900	21	35	LODGE	2:14.031	2:14.031	0.000
23	22	WADDELOW	32.089	22	WADDELOW	57.503	22	WADDELOW	56.857	22	77	VERNON	2:16.829		
24				7	ASHBY	1:01.248				23	22	WADDELOW	2:26.449		
25										24	7	ASHBY			
										25	90	GREENWOOD		2:12.064	

Weather / Track : Rain / Wet

Results can be found at [www.tsl-timing.com](http://www.tsl-timing.com)

Donington Park GP  
 Circuit Length = 2.4873 miles  
 Start: 10:18 Flag 10:38 End: 10:40

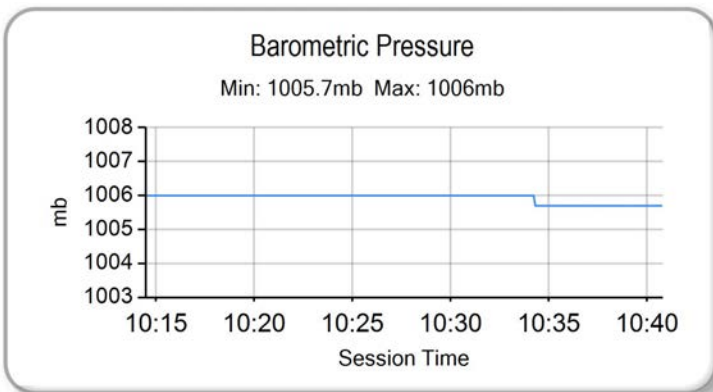
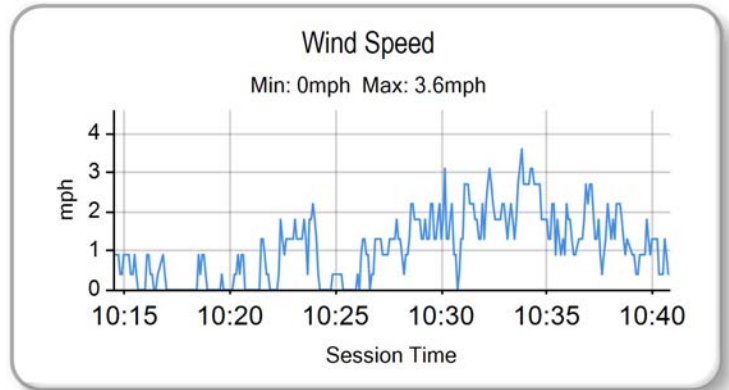
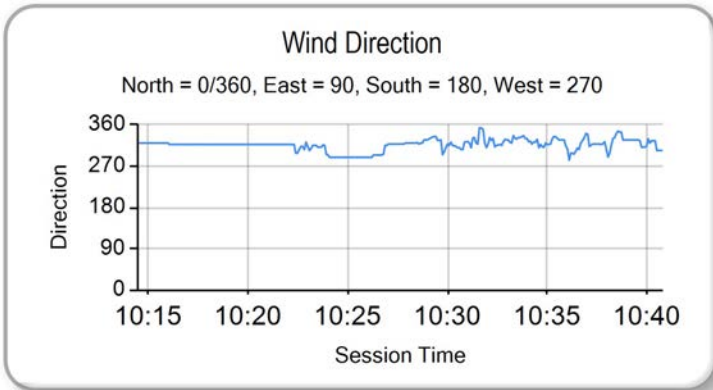
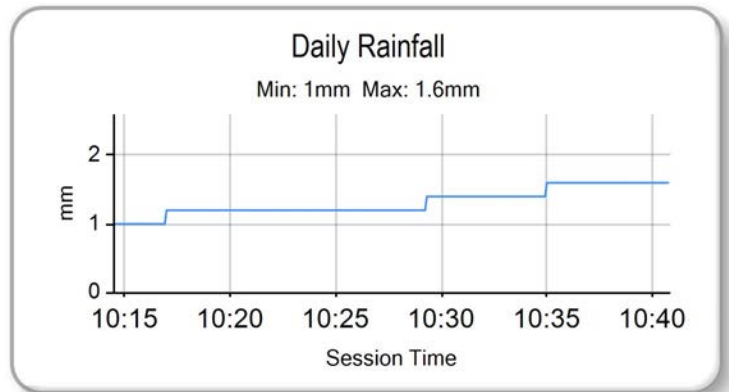
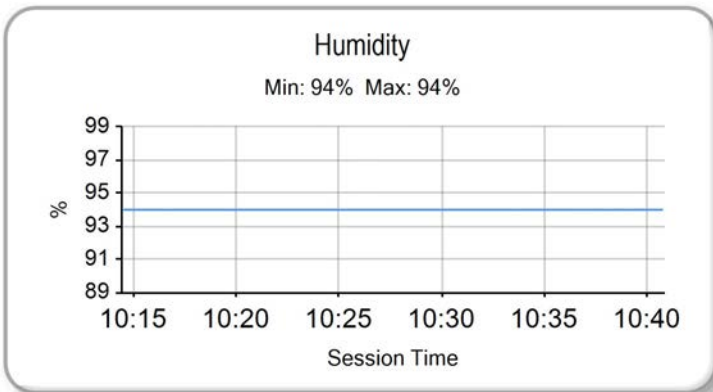
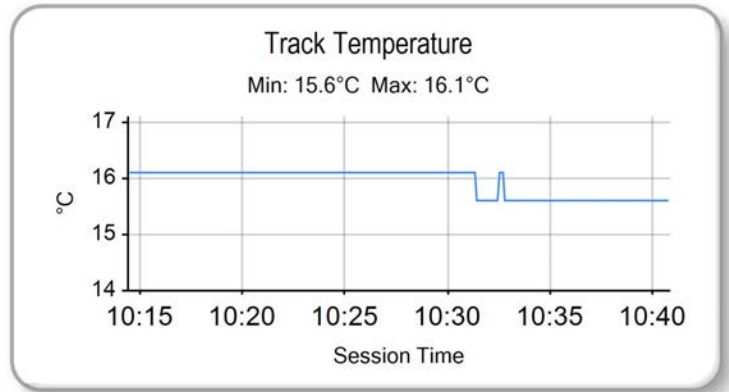
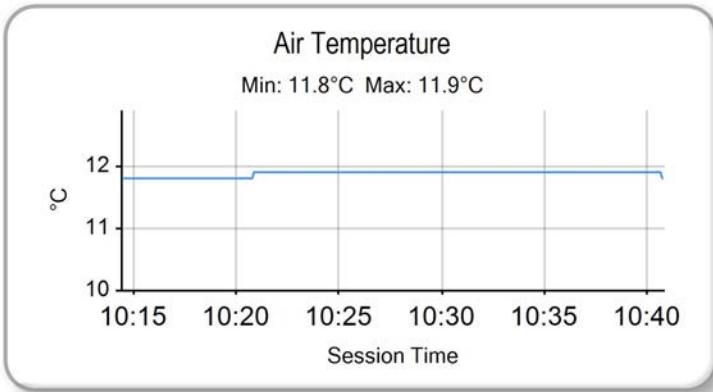
Printed - 10:43 Friday, 06 September 2013

# MCRCB BULLETIN TK015

## 2013 MCE British Superbike Championship - Round 9

## 2013 Monster Energy British Motostar Championship

### FREE PRACTICE 1 - WEATHER CONDITIONS



Weather / Track : Rain / Wet

Results can be found at [www.tsl-timing.com](http://www.tsl-timing.com)

Donington Park GP  
Circuit Length = 2.4873 miles  
Start: 10:18 Flag 10:38 End: 10:40

Printed - 10:43 Friday, 06 September 2013

## FREE PRACTICE 2 - CLASSIFICATION



POS	NO	CL	PIC NAME	ENTRY	TIME	ON	LAPS	GAP	DIFF	MPH
1	80		1 Callum BEY	Honda - RCD Motorsport	1:56.228	6	9			77.04
2	10		2 Peter SUTHERLAND	Aprilia - Kinpac Racing / Floorcoat UK	1:56.332	8	8	0.104	0.104	76.97
3	40	M3	1 Joe FRANCIS	Honda - Team WD40	1:57.080	10	10	0.852	0.748	76.48
4	41		3 Milo WARD	Luyten Honda - FPW Racing	1:59.347	10	10	3.119	2.267	75.02
5	3		4 Taz TAYLOR	Luyten Honda - FPW Racing	1:59.990	6	8	3.762	0.643	74.62
6	65		5 Josh OWENS	Honda - JPL / George Roberts	2:00.110	8	9	3.882	0.120	74.55
7	79	M3	2 Chris TAYLOR	Honda - Elevator Bridle & Saddle Co / Coventry Ducati	2:00.822	9	9	4.594	0.712	74.11
8	2	M3	3 Tom BOOTH-AMOS	BMS PreM3 - FAB Racing	2:01.799	9	9	5.571	0.977	73.51
9	69		6 Ryan BRAIN	KTM - Cresswell Racing	2:02.311	8	9	6.083	0.512	73.21
10	36		7 Jayson URIBE	Honda - Rock and Sons Racing	2:02.371	2	2	6.143	0.060	73.17
11	64		8 Asher DURHAM	Honda - Brindley Machinery / RFID Project	2:02.729	9	9	6.501	0.358	72.96
12	24		9 Daniel COSTILLA	Honda - Repli-Cast UK	2:03.365	6	9	7.137	0.636	72.58
13	13	M3	4 Sam BURMAN	Honda - WNT / Burman Racing	2:03.408	7	10	7.180	0.043	72.55
14	4		10 Louis VALLELEY	Honda - Cresswell Racing	2:03.896	6	8	7.668	0.488	72.27
15	77		11 Jason VERNON	Honda - SGR Racing	2:06.850	7	7	10.622	2.954	70.59

QUALIFYING LAPTIME (110.0% of 1:56.228) = 2:07.850

16	22		12 Stephanie WADDELOW	Honda - SP125 / Flossy Racing	2:08.152	6	6	11.924	1.302	69.87
17	7		13 Jamie ASHBY	Honda - JPA Racing	2:11.231	7	7	15.003	3.079	68.23
18	35		14 Elliot LODGE	Honda - SP125 / SpikeRacing	2:17.946	3	4	21.718	6.715	64.91
19	17		15 Tom CARNE	Honda - TC Racing / SP125 racing	2:20.859	2	5	24.631	2.913	63.57
20	42	M3	5 James HOBSON	Honda - Two 4 Motorsport						

Weather / Track : Rain / Wet

These results are provisional until the conclusion of any judicial and technical matters.

Donington Park GP

Circuit Length = 2.4873 miles

Start: 14:45 Flag 15:05 End: 15:06

Race Director :	Stewards :	Timekeeper :
-----------------	------------	--------------

Results can be found at [www.britishsuperbike.com](http://www.britishsuperbike.com)

Printed - 15:08 Friday, 06 September 2013

# MCRCB BULLETIN TK042

## 2013 MCE British Superbike Championship - Round 9

## 2013 Monster Energy British Motostar Championship

### FREE PRACTICE 2 - SECTOR ANALYSIS

SECTOR 1 = FL to I1, SECTOR 2 = I1 to I2, SECTOR 3 = I2 to FL, DIFF = Difference To Personal Best Lap

P1		80		Callum BEY		Honda - RCD Motorsport				
LAP		SECTOR 1	SECTOR 2		SECTOR 3		LAP TIME	MPH	DIFF	TIME OF DAY
1 -	OUTLAP	80.6	51.175	112.2	47.582	84.1				14:49:47.440
2 -	26.329	86.4	48.552	111.2	45.840	85.3	2:00.721	74.17	4.493	14:51:48.161
3 -	25.493	87.8	47.742	112.9	45.257	86.1	1:58.492	75.57	2.264	14:53:46.653
4 -	24.990	90.4	48.395	113.1	45.471	83.3	1:58.856	75.33	2.628	14:55:45.509
5 -	25.081	89.9	47.649	112.7	45.422	82.5	1:58.152	75.78	1.924	14:57:43.661
6 -	24.938	91.6	<b>46.699</b>	<b>114.5</b>	44.591	<b>86.6</b>	<b>1:56.228 (1)</b>	<b>77.04</b>		<b>14:59:39.889</b>
7 -	25.112	90.0	47.082	112.2	<b>44.202</b>	86.1	1:56.396 (2)	76.93	0.168	15:01:36.285
8 -	<b>24.925</b>	<b>93.3</b>	46.815	113.3	44.869	83.7	1:56.609 (3)	76.79	0.381	15:03:32.894
9 -	25.205	<b>93.3</b>	47.222	114.1	44.234	85.8	1:56.661	76.75	0.433	15:05:29.555

P2		10		Peter SUTHERLAND		Aprilia - Kinpac Racing / Floorcoat UK				
LAP		SECTOR 1	SECTOR 2		SECTOR 3		LAP TIME	MPH	DIFF	TIME OF DAY
1 -	OUTLAP	81.9	54.585	109.6	50.763	82.3				14:48:54.542
2 -	26.427	90.9	47.929	114.9	47.678	84.2	2:02.034	73.37	5.702	14:50:56.576
3 -	24.693	100.9	46.905	113.9	46.756	86.1	1:58.354 (3)	75.65	2.022	14:52:54.930
4 -	25.468	94.3	47.947	113.9	45.372	86.2	1:58.787	75.38	2.455	14:54:53.717
5 -	24.540	102.6	<b>46.507</b>	113.5	IN PIT		1:57.462 P	76.23	1.130	14:56:51.179
6 -	OUTLAP	89.8	48.097	<b>115.1</b>	46.243	84.6	4:36.752	32.35	2:40.420	15:01:27.931
7 -	25.031	103.2	47.154	113.5	44.903	<b>86.6</b>	1:57.088 (2)	76.47	0.756	15:03:25.019
8 -	<b>24.481</b>	<b>104.2</b>	47.152	114.1	<b>44.699</b>	85.3	<b>1:56.332 (1)</b>	<b>76.97</b>		<b>15:05:21.351</b>

P3		40 M3		Joe FRANCIS		Honda - Team WD40				
LAP		SECTOR 1	SECTOR 2		SECTOR 3		LAP TIME	MPH	DIFF	TIME OF DAY
1 -	OUTLAP	88.5	50.927	111.1	46.062	86.6				14:48:09.891
2 -	25.266	95.0	48.491	112.2	46.143	86.0	1:59.900	74.68	2.820	14:50:09.791
3 -	25.292	92.9	48.227	112.9	45.532	86.3	1:59.051	75.21	1.971	14:52:08.842
4 -	25.055	93.7	48.011	<b>113.1</b>	45.894	86.6	1:58.960	75.27	1.880	14:54:07.802
5 -	<b>25.013</b>	<b>95.7</b>	47.741	112.4	45.090	<b>87.5</b>	1:57.844 (3)	75.98	0.764	14:56:05.646
6 -	25.018	94.2	49.041	112.4	45.756	86.7	1:59.815	74.73	2.735	14:58:05.461
7 -	25.270	93.8	48.076	112.2	IN PIT		1:55.915 P	77.25		15:00:01.376
8 -	OUTLAP	88.5	48.764	112.5	45.968	86.1	2:53.964	51.47	56.884	15:02:55.340
9 -	25.020	94.7	47.606	112.7	44.708	86.7	1:57.334 (2)	76.31	0.254	15:04:52.674
10 -	25.055	93.8	<b>47.584</b>	<b>113.1</b>	<b>44.441</b>	86.8	<b>1:57.080 (1)</b>	<b>76.48</b>		<b>15:06:49.754</b>

P4		41		Milo WARD		Luyten Honda - FPW Racing				
LAP		SECTOR 1	SECTOR 2		SECTOR 3		LAP TIME	MPH	DIFF	TIME OF DAY
1 -	OUTLAP	72.0	59.381	97.1	53.730	83.0				14:48:06.059
2 -	27.239	83.5	51.517	110.5	48.239	82.9	2:06.995	70.51	7.648	14:50:13.054
3 -	27.091	72.4	50.792	100.7	48.017	83.7	2:05.900	71.12	6.553	14:52:18.954
4 -	26.288	86.1	49.915	109.8	52.350	83.7	2:08.553	69.65	9.206	14:54:27.507
5 -	25.832	<b>91.3</b>	48.893	110.9	45.948	84.0	2:00.673	74.20	1.326	14:56:28.180
6 -	25.887	88.0	48.893	110.9	46.110	<b>85.2</b>	2:00.890	74.07	1.543	14:58:29.070
7 -	<b>25.513</b>	89.4	48.402	<b>113.1</b>	46.436	84.3	2:00.351	74.40	1.004	15:00:29.421
8 -	25.715	89.2	48.699	112.7	45.789	83.8	2:00.203 (3)	74.49	0.856	15:02:29.624
9 -	25.560	88.1	48.739	112.2	45.592	84.3	1:59.891 (2)	74.68	0.544	15:04:29.515
10 -	25.534	89.4	<b>48.289</b>	<b>113.1</b>	<b>45.524</b>	83.2	<b>1:59.347 (1)</b>	<b>75.02</b>		<b>15:06:28.862</b>

P5		3		Taz TAYLOR		Luyten Honda - FPW Racing				
LAP		SECTOR 1	SECTOR 2		SECTOR 3		LAP TIME	MPH	DIFF	TIME OF DAY
1 -	OUTLAP	80.6	53.163	113.3	48.321	88.2				14:48:15.376
2 -	26.423	84.8	51.084	114.1	47.074	88.0	2:04.581	71.87	4.591	14:50:19.957
3 -	26.103	89.0	51.867	116.1	46.075	87.6	2:04.045	72.18	4.055	14:52:24.002
4 -	25.911	90.5	49.503	115.1	46.522	<b>89.4</b>	2:01.936 (3)	73.43	1.946	14:54:25.938
5 -	25.393	<b>92.4</b>	49.344	<b>116.9</b>	46.559	87.0	2:01.296 (2)	73.82	1.306	14:56:27.234
6 -	25.508	85.0	<b>48.624</b>	115.9	<b>45.858</b>	88.5	<b>1:59.990 (1)</b>	<b>74.62</b>		<b>14:58:27.224</b>
7 -	<b>25.041</b>	88.1	49.776	115.3	47.240	56.9	2:02.057	73.36	2.067	15:00:29.281
8 -	30.799	78.3	54.070	111.1	IN PIT		2:12.932 P	67.36	12.942	15:02:42.213

Weather / Track : Rain / Wet

# MCRCB BULLETIN TK042

## 2013 MCE British Superbike Championship - Round 9

## 2013 Monster Energy British Motostar Championship

### FREE PRACTICE 2 - SECTOR ANALYSIS

SECTOR 1 = FL to I1, SECTOR 2 = I1 to I2, SECTOR 3 = I2 to FL, DIFF = Difference To Personal Best Lap

P6		65		Josh OWENS		Honda - JPL / George Roberts				
LAP		SECTOR 1	SECTOR 2		SECTOR 3		LAP TIME	MPH	DIFF	TIME OF DAY
1 -	OUTLAP	77.7	55.435	108.5	50.534	78.6				14:48:50.972
2 -	26.380	<b>96.6</b>	50.687	<b>112.0</b>	49.677	76.1	2:06.744	70.64	6.634	14:50:57.716
3 -	26.279	93.0	49.417	109.8	48.323	83.2	2:04.019	72.20	3.909	14:53:01.735
4 -	26.199	92.6	49.407	110.9	IN PIT		2:04.087	<b>P</b> 72.16	3.977	14:55:05.822
5 -	OUTLAP	88.0	50.919	108.2	48.521	83.2	3:00.300	49.66	1:00.190	14:58:06.122
6 -	<b>25.631</b>	95.4	47.960	111.1	47.046	<b>85.0</b>	2:00.637	<b>(3)</b> 74.22	0.527	15:00:06.759
7 -	25.685	96.2	48.095	111.1	46.605	84.0	2:00.385	<b>(2)</b> 74.38	0.275	15:02:07.144
<b>8 -</b>	25.713	92.4	47.856	111.6	<b>46.541</b>	82.7	<b>2:00.110</b>	<b>(1)</b> <b>74.55</b>		<b>15:04:07.254</b>
9 -	26.602	90.0	<b>47.736</b>	110.3	47.309	83.8	2:01.647	73.61	1.537	15:06:08.901

P7		79 M3		Chris TAYLOR		Honda - Elevator Bridle & Saddle Co / Coventry Ducati				
LAP		SECTOR 1	SECTOR 2		SECTOR 3		LAP TIME	MPH	DIFF	TIME OF DAY
1 -	OUTLAP	75.6	54.702	109.2	50.131	85.3				14:49:31.344
2 -	27.377	85.8	51.963	110.3	47.744	86.9	2:07.084	70.46	6.262	14:51:38.428
3 -	26.775	82.1	50.747	110.5	47.538	87.5	2:05.060	71.60	4.238	14:53:43.488
4 -	26.439	84.5	50.565	<b>113.3</b>	46.874	<b>87.9</b>	2:03.878	72.28	3.056	14:55:47.366
5 -	26.159	84.2	49.425	110.3	47.695	86.3	2:03.279	72.63	2.457	14:57:50.645
6 -	26.256	84.9	49.830	110.9	46.778	87.4	2:02.864	72.88	2.042	14:59:53.509
7 -	26.241	83.3	49.641	112.2	46.702	86.4	2:02.584	<b>(3)</b> 73.04	1.762	15:01:56.093
8 -	26.255	85.4	48.781	112.2	<b>46.344</b>	86.6	2:01.380	<b>(2)</b> 73.77	0.558	15:03:57.473
<b>9 -</b>	<b>25.894</b>	<b>87.2</b>	<b>48.500</b>	112.9	46.428	86.3	<b>2:00.822</b>	<b>(1)</b> <b>74.11</b>		<b>15:05:58.295</b>

P8		2 M3		Tom BOOTH-AMOS		BMS PreM3 - FAB Racing				
LAP		SECTOR 1	SECTOR 2		SECTOR 3		LAP TIME	MPH	DIFF	TIME OF DAY
1 -	OUTLAP	78.3	55.079	97.8	48.383	81.1				14:49:17.404
2 -	28.099	80.3	52.184	102.1	47.591	81.5	2:07.874	70.02	6.075	14:51:25.278
3 -	27.540	82.9	51.451	102.1	46.770	81.8	2:05.761	71.20	3.962	14:53:31.039
4 -	26.901	87.4	50.987	102.4	46.828	82.6	2:04.716	71.79	2.917	14:55:35.755
5 -	26.731	89.4	50.677	102.6	46.867	82.2	2:04.275	72.05	2.476	14:57:40.030
6 -	26.868	87.0	50.312	<b>103.7</b>	46.712	<b>83.5</b>	2:03.892	72.27	2.093	14:59:43.922
7 -	26.707	89.8	49.942	103.2	46.565	82.6	2:03.214	<b>(3)</b> 72.67	1.415	15:01:47.136
8 -	27.007	86.3	50.103	102.9	46.089	82.5	2:03.199	<b>(2)</b> 72.68	1.400	15:03:50.335
<b>9 -</b>	<b>26.330</b>	<b>90.4</b>	<b>49.763</b>	103.2	<b>45.706</b>	82.9	<b>2:01.799</b>	<b>(1)</b> <b>73.51</b>		<b>15:05:52.134</b>

P9		69		Ryan BRAIN		KTM - Cresswell Racing				
LAP		SECTOR 1	SECTOR 2		SECTOR 3		LAP TIME	MPH	DIFF	TIME OF DAY
1 -	OUTLAP	81.0	51.416	106.6	49.621	82.7				14:49:08.723
2 -	27.175	84.4	50.018	107.2	49.675	82.1	2:06.868	70.58	4.557	14:51:15.591
3 -	27.063	88.1	51.465	96.4	49.008	84.1	2:07.536	70.21	5.225	14:53:23.127
4 -	27.289	89.3	48.797	107.2	48.729	83.2	2:04.815	71.74	2.504	14:55:27.942
5 -	27.242	89.3	49.320	107.3	49.058	83.3	2:05.620	71.28	3.309	14:57:33.562
6 -	27.417	78.9	49.180	108.2	47.688	84.9	2:04.285	<b>(3)</b> 72.04	1.974	14:59:37.847
7 -	26.940	90.8	<b>48.293</b>	108.2	47.540	84.2	2:02.773	<b>(2)</b> 72.93	0.462	15:01:40.620
<b>8 -</b>	<b>26.483</b>	<b>91.4</b>	48.384	<b>108.4</b>	<b>47.444</b>	<b>85.1</b>	<b>2:02.311</b>	<b>(1)</b> <b>73.21</b>		<b>15:03:42.931</b>
9 -	26.559	89.1	48.356	106.6	50.241	77.6	2:05.156	71.54	2.845	15:05:48.087

P10		36		Jayson URIBE		Honda - Rock and Sons Racing				
LAP		SECTOR 1	SECTOR 2		SECTOR 3		LAP TIME	MPH	DIFF	TIME OF DAY
1 -	OUTLAP	85.7	51.682	104.3	49.404	81.1				14:50:00.279
<b>2 -</b>	<b>26.353</b>	92.6	<b>49.345</b>	104.3	<b>46.673</b>	<b>82.9</b>	<b>2:02.371</b>	<b>(1)</b> <b>73.17</b>		<b>14:52:02.650</b>

P11		64		Asher DURHAM		Honda - Brindley Machinery / RFID Project				
LAP		SECTOR 1	SECTOR 2		SECTOR 3		LAP TIME	MPH	DIFF	TIME OF DAY
1 -	OUTLAP	79.7	52.980	110.3	50.560	84.4				14:49:04.611
2 -	26.938	89.1	49.651	111.6	49.595	85.4	2:06.184	70.96	3.455	14:51:10.795
3 -	26.663	92.1	48.817	111.4	48.585	85.2	2:04.065	72.17	1.336	14:53:14.860
4 -	26.222	93.7	48.298	110.5	49.096	<b>85.5</b>	2:03.616	72.43	0.887	14:55:18.476

Weather / Track : Rain / Wet

Donington Park GP  
Circuit Length = 2.4873 miles  
Start: 14:45 Flag 15:05 End: 15:06

# MCRCB BULLETIN TK042

## 2013 MCE British Superbike Championship - Round 9

## 2013 Monster Energy British Motostar Championship

### FREE PRACTICE 2 - SECTOR ANALYSIS

SECTOR 1 = FL to I1, SECTOR 2 = I1 to I2, SECTOR 3 = I2 to FL, DIFF = Difference To Personal Best Lap

5 -	26.238	<b>95.0</b>	49.831	112.2	48.731	<b>85.5</b>	2:04.800	71.75	2.071	14:57:23.276
6 -	26.186	91.9	48.593	111.2	48.635	85.0	2:03.414	72.55	0.685	14:59:26.690
7 -	26.592	92.1	48.178	112.2	<b>47.995</b>	<b>85.5</b>	2:02.765 (2)	72.93	0.036	15:01:29.455
8 -	<b>25.876</b>	93.8	<b>47.329</b>	<b>113.1</b>	49.561	85.2	2:02.766 (3)	72.93	0.037	15:03:32.221
9 -	26.230	91.3	48.499	112.7	48.000	85.1	<b>2:02.729 (1)</b>	<b>72.96</b>		<b>15:05:34.950</b>

<b>P12 24 Daniel COSTILLA</b>		Honda - Repli-Cast UK									
LAP	SECTOR 1	SECTOR 2	SECTOR 3	LAP TIME	MPH	DIFF	TIME OF DAY				
1 -	OUTLAP	82.4	54.382	110.7	52.570	84.0					14:48:47.476
2 -	27.733	81.0	52.583	112.0	51.029	85.5	2:11.345	68.17	7.980		14:50:58.821
3 -	27.038	85.8	50.750	111.6	50.683	86.0	2:08.471 (3)	69.70	5.106		14:53:07.292
4 -	27.439	84.7	50.277	112.5	50.851	85.3	2:08.567	69.64	5.202		14:55:15.859
5 -	27.335	82.7	51.912	<b>114.1</b>	49.351	87.4	2:08.598	69.63	5.233		14:57:24.457
6 -	26.571	<b>91.5</b>	<b>48.897</b>	113.3	<b>47.897</b>	<b>87.5</b>	<b>2:03.365 (1)</b>	<b>72.58</b>			<b>14:59:27.822</b>
7 -	<b>26.481</b>	85.0	49.041	113.3	IN PIT		2:06.183 P	70.96	2.818		15:01:34.005
8 -	OUTLAP	85.8	50.571	113.1	50.063	86.3	3:09.296	47.30	1:05.931		15:04:43.301
9 -	26.504	87.2	49.298	112.9	48.560	87.1	2:04.362 (2)	72.00	0.997		15:06:47.663

<b>P13 13 M3 Sam BURMAN</b>		Honda - WNT / Burman Racing									
LAP	SECTOR 1	SECTOR 2	SECTOR 3	LAP TIME	MPH	DIFF	TIME OF DAY				
1 -	OUTLAP	82.2	52.234	112.0	50.264	85.4					14:47:22.366
2 -	26.649	88.3	50.623	112.2	48.900	85.4	2:06.172	70.97	2.764		14:49:28.538
3 -	27.005	<b>88.6</b>	50.643	112.9	48.392	85.6	2:06.040	71.04	2.632		14:51:34.578
4 -	26.807	87.1	50.104	113.7	48.489	85.5	2:05.400	71.40	1.992		14:53:39.978
5 -	26.804	84.3	53.178	112.4	48.926	86.1	2:08.908	69.46	5.500		14:55:48.886
6 -	26.574	88.4	49.364	<b>114.5</b>	49.130	86.2	2:05.068 (3)	71.59	1.660		14:57:53.954
7 -	<b>26.322</b>	86.8	49.602	114.1	<b>47.484</b>	86.2	<b>2:03.408 (1)</b>	<b>72.55</b>			<b>14:59:57.362</b>
8 -	26.397	84.7	<b>49.276</b>	114.3	48.260	<b>86.3</b>	2:03.933 (2)	72.25	0.525		15:02:01.295
9 -	26.563	85.5	50.452	113.7	48.555	84.6	2:05.570	71.31	2.162		15:04:06.865
10 -	26.881	82.7	50.511	114.1	48.990	85.0	2:06.382	70.85	2.974		15:06:13.247

<b>P14 4 Louis VALLELEY</b>		Honda - Cresswell Racing									
LAP	SECTOR 1	SECTOR 2	SECTOR 3	LAP TIME	MPH	DIFF	TIME OF DAY				
1 -	OUTLAP	76.4	52.852	103.5	52.849	80.1					14:49:39.646
2 -	28.395	84.9	50.664	105.0	49.885	82.6	2:08.944	69.44	5.048		14:51:48.590
3 -	27.015	86.8	50.242	104.5	49.571	<b>83.5</b>	2:06.828 (3)	70.60	2.932		14:53:55.418
4 -	27.302	90.0	49.646	106.5	50.258	82.4	2:07.206	70.39	3.310		14:56:02.624
5 -	27.214	89.2	50.415	<b>108.2</b>	47.419	82.2	2:05.048 (2)	71.60	1.152		14:58:07.672
6 -	27.067	89.3	49.717	104.6	<b>47.112</b>	83.0	<b>2:03.896 (1)</b>	<b>72.27</b>			<b>15:00:11.568</b>
7 -	<b>26.526</b>	<b>92.4</b>	52.111	91.0	IN PIT		2:08.917 P	69.45	5.021		15:02:20.485
8 -	OUTLAP	89.2	<b>48.824</b>	<b>108.2</b>	47.174	<b>83.5</b>	3:25.915	43.48	1:22.019		15:05:46.400

<b>P15 77 Jason VERNON</b>		Honda - SGR Racing									
LAP	SECTOR 1	SECTOR 2	SECTOR 3	LAP TIME	MPH	DIFF	TIME OF DAY				
1 -	OUTLAP	71.4	54.250	105.0	50.944	80.0					14:51:24.994
2 -	28.268	79.8	51.745	104.3	48.160	<b>80.9</b>	2:08.173 (3)	69.86	1.323		14:53:33.167
3 -	27.827	80.1	52.002	104.8	IN PIT		2:12.406 P	67.62	5.556		14:55:45.573
4 -	OUTLAP	75.6	51.873	106.6	49.203	80.7	3:28.148	43.01	1:21.298		14:59:13.721
5 -	<b>27.723</b>	76.8	51.251	<b>108.9</b>	<b>47.941</b>	80.7	2:06.915 (2)	70.55	0.065		15:01:20.636
6 -	28.023	82.2	52.211	104.0	48.811	79.5	2:09.045	69.39	2.195		15:03:29.681
7 -	27.736	<b>82.5</b>	<b>50.879</b>	106.5	48.235	80.0	<b>2:06.850 (1)</b>	<b>70.59</b>			<b>15:05:36.531</b>

<b>P16 22 Stephanie WADDELOW</b>		Honda - SP125 / Flossy Racing									
LAP	SECTOR 1	SECTOR 2	SECTOR 3	LAP TIME	MPH	DIFF	TIME OF DAY				
1 -	OUTLAP	60.7	1:01.623	90.3	57.698	82.2					14:52:51.195
2 -	30.504	68.1	54.606	104.5	55.180	81.9	2:20.290 (3)	63.82	12.138		14:55:11.485
3 -	29.892	70.4	56.248	102.4	IN PIT		2:17.007 P	65.35	8.855		14:57:28.492
4 -	OUTLAP	71.0	55.118	103.2	53.804	82.5	3:47.664	39.33	1:39.512		15:01:16.156
5 -	29.610	71.9	55.222	102.4	51.763	82.8	2:16.595 (2)	65.55	8.443		15:03:32.751
6 -	<b>27.456</b>	<b>81.0</b>	<b>51.097</b>	<b>107.7</b>	<b>49.599</b>	<b>84.2</b>	<b>2:08.152 (1)</b>	<b>69.87</b>			<b>15:05:40.903</b>

Weather / Track : Rain / Wet

Donington Park GP

Circuit Length = 2.4873 miles

Start: 14:45 Flag 15:05 End: 15:06

# MCRCB BULLETIN TK042

## 2013 MCE British Superbike Championship - Round 9

## 2013 Monster Energy British Motostar Championship

### FREE PRACTICE 2 - SECTOR ANALYSIS

SECTOR 1 = FL to I1, SECTOR 2 = I1 to I2, SECTOR 3 = I2 to FL, DIFF = Difference To Personal Best Lap

<b>P17 7</b>		<b>Jamie ASHBY</b>		Honda - JPA Racing						
LAP		SECTOR 1	SECTOR 2		SECTOR 3		LAP TIME	MPH	DIFF	TIME OF DAY
1 -	OUTLAP	59.0	1:05.542	93.4	58.184	72.1				14:52:43.890
2 -	32.006	69.3	58.298	98.2	56.398	76.1	2:26.702	61.03	15.471	14:55:10.592
3 -	30.394	71.1	56.165	100.3	54.163	79.3	2:20.722	63.63	9.491	14:57:31.314
4 -	29.431	74.2	54.414	106.8	53.331	81.2	2:17.176	65.27	5.945	14:59:48.490
5 -	28.621	72.6	54.156	108.4	52.606	80.5	2:15.383 <b>(3)</b>	66.14	4.152	15:02:03.873
6 -	28.644	75.3	53.478	107.7	51.648	81.0	2:13.770 <b>(2)</b>	66.93	2.539	15:04:17.643
7 -	<b>28.036</b>	<b>76.6</b>	<b>52.303</b>	<b>110.1</b>	<b>50.892</b>	<b>81.9</b>	<b>2:11.231 (1)</b>	<b>68.23</b>		<b>15:06:28.874</b>

<b>P18 35</b>		<b>Elliot LODGE</b>		Honda - SP125 / SpikeRacing						
LAP		SECTOR 1	SECTOR 2		SECTOR 3		LAP TIME	MPH	DIFF	TIME OF DAY
1 -	OUTLAP	64.6	1:00.158	90.5	53.628	74.3				14:55:58.832
2 -	29.891	73.0	56.650	97.8	<b>52.640</b>	<b>79.5</b>	2:19.181 <b>(2)</b>	64.33	1.235	14:58:18.013
3 -	<b>28.722</b>	<b>75.3</b>	<b>55.929</b>	<b>103.8</b>	53.295	71.3	<b>2:17.946 (1)</b>	<b>64.91</b>		<b>15:00:35.959</b>
4 -	29.562	73.4	57.470	<b>103.8</b>	IN PIT		2:18.968 <b>P</b>	64.43	1.022	15:02:54.927

<b>P19 17</b>		<b>Tom CARNE</b>		Honda - TC Racing / SP125 racing						
LAP		SECTOR 1	SECTOR 2		SECTOR 3		LAP TIME	MPH	DIFF	TIME OF DAY
1 -	OUTLAP	58.2	1:05.139	85.3	56.356	74.3				14:53:03.937
2 -	<b>30.241</b>	<b>73.7</b>	<b>55.695</b>	91.1	54.923	68.2	<b>2:20.859 (1)</b>	<b>63.57</b>		<b>14:55:24.796</b>
3 -	32.648	73.1	1:04.023	80.2	IN PIT		2:20.524 <b>P</b>	63.72		14:57:45.320
4 -	OUTLAP	66.0	59.507	88.3	IN PIT		4:51.042 <b>P</b>	30.76	2:30.183	15:02:36.362
5 -	OUTLAP	70.4	58.980	<b>93.2</b>	<b>50.077</b>	<b>83.7</b>	4:02.468	36.93	1:41.609	15:06:38.830



**MCRCB BULLETIN TK043****2013 MCE British Superbike Championship - Round 9****2013 Monster Energy British Motostar Championship****FREE PRACTICE 2 - BEST SPEEDS**

POS	SECTOR 1			SECTOR 2			FINISH LINE		
	NO	NAME	MPH	NO	NAME	MPH	NO	NAME	MPH
1	10	Peter SUTHERLAND	104.2	3	Taz TAYLOR	116.9	3	Taz TAYLOR	89.4
2	65	Josh OWENS	96.6	10	Peter SUTHERLAND	115.1	79	Chris TAYLOR	87.9
3	36	Jayson URIBE	96.1	13	Sam BURMAN	114.5	24	Daniel COSTILLA	87.5
4	40	Joe FRANCIS	95.7	80	Callum BEY	114.5	40	Joe FRANCIS	87.5
5	64	Asher DURHAM	95.0	24	Daniel COSTILLA	114.1	10	Peter SUTHERLAND	86.6
6	80	Callum BEY	93.3	79	Chris TAYLOR	113.3	80	Callum BEY	86.6
7	3	Taz TAYLOR	92.4	40	Joe FRANCIS	113.1	13	Sam BURMAN	86.3
8	4	Louis VALLELEY	92.4	41	Milo WARD	113.1	64	Asher DURHAM	85.5
9	24	Daniel COSTILLA	91.5	64	Asher DURHAM	113.1	41	Milo WARD	85.2
10	69	Ryan BRAIN	91.4	65	Josh OWENS	112.0	69	Ryan BRAIN	85.1
11	41	Milo WARD	91.3	7	Jamie ASHBY	110.1	65	Josh OWENS	85.0
12	2	Tom BOOTH-AMOS	90.4	77	Jason VERNON	108.9	22	Stephanie WADDELOW	84.2
13	13	Sam BURMAN	88.6	69	Ryan BRAIN	108.4	17	Tom CARNE	83.7
14	79	Chris TAYLOR	87.2	4	Louis VALLELEY	108.2	2	Tom BOOTH-AMOS	83.5
15	77	Jason VERNON	82.5	22	Stephanie WADDELOW	107.7	4	Louis VALLELEY	83.5
16	22	Stephanie WADDELOW	81.0	36	Jayson URIBE	105.6	36	Jayson URIBE	82.9
17	7	Jamie ASHBY	76.6	35	Elliot LODGE	103.8	7	Jamie ASHBY	81.9
18	35	Elliot LODGE	75.3	2	Tom BOOTH-AMOS	103.7	77	Jason VERNON	80.9
19	17	Tom CARNE	73.7	17	Tom CARNE	93.2	35	Elliot LODGE	79.5
20									

Weather / Track : Rain / Wet

Results can be found at [www.tsl-timing.com](http://www.tsl-timing.com)Donington Park GP  
Circuit Length = 2.4873 miles  
Start: 14:45 Flag 15:05 End: 15:06

Printed - 15:09 Friday, 06 September 2013

**MCRCB BULLETIN TK044****2013 MCE British Superbike Championship - Round 9****2013 Monster Energy British Motostar Championship****FREE PRACTICE 2 - BEST SECTORS**

SECTOR 1			SECTOR 2			SECTOR 3			IDEAL / BEST COMPARISON						
POS	NO	NAME	TIME	NO	NAME	TIME	NO	NAME	TIME	POS	NO	NAME	IDEAL	BEST	DIFF
1	10	SUTHERLAND	24.481	10	SUTHERLAND	46.507	80	BEY	44.202						
2	80	BEY	24.925	80	BEY	46.699	40	FRANCIS	44.441	1	10	SUTHERLAND	1:55.687	1:56.332	0.645
3	40	FRANCIS	25.013	64	DURHAM	47.329	10	SUTHERLAND	44.699	2	80	BEY	1:55.826	1:56.228	0.402
4	3	TAYLOR	25.041	40	FRANCIS	47.584	41	WARD	45.524	3	40	FRANCIS	1:57.038	1:57.080	0.042
5	41	WARD	25.513	65	OWENS	47.736	2	BOOTH-AMOS	45.706	4	41	WARD	1:59.326	1:59.347	0.021
6	65	OWENS	25.631	41	WARD	48.289	3	TAYLOR	45.858	5	3	TAYLOR	1:59.523	1:59.990	0.467
7	64	DURHAM	25.876	69	BRAIN	48.293	79	TAYLOR	46.344	6	65	OWENS	1:59.908	2:00.110	0.202
8	79	TAYLOR	25.894	79	TAYLOR	48.500	65	OWENS	46.541	7	79	TAYLOR	2:00.738	2:00.822	0.084
9	13	BURMAN	26.322	3	TAYLOR	48.624	36	URIBE	46.673	8	64	DURHAM	2:01.200	2:02.729	1.529
10	2	BOOTH-AMOS	26.330	4	VALLELEY	48.824	4	VALLELEY	47.112	9	2	BOOTH-AMOS	2:01.799	2:01.799	0.000
11	36	URIBE	26.353	24	COSTILLA	48.897	69	BRAIN	47.444	10	69	BRAIN	2:02.220	2:02.311	0.091
12	24	COSTILLA	26.481	13	BURMAN	49.276	13	BURMAN	47.484	11	36	URIBE	2:02.371	2:02.371	0.000
13	69	BRAIN	26.483	36	URIBE	49.345	24	COSTILLA	47.897	12	4	VALLELEY	2:02.462	2:03.896	1.434
14	4	VALLELEY	26.526	2	BOOTH-AMOS	49.763	77	VERNON	47.941	13	13	BURMAN	2:03.082	2:03.408	0.326
15	22	WADDELOW	27.456	77	VERNON	50.879	64	DURHAM	47.995	14	24	COSTILLA	2:03.275	2:03.365	0.090
16	77	VERNON	27.723	22	WADDELOW	51.097	22	WADDELOW	49.599	15	77	VERNON	2:06.543	2:06.850	0.307
17	7	ASHBY	28.036	7	ASHBY	52.303	17	CARNE	50.077	16	22	WADDELOW	2:08.152	2:08.152	0.000
18	35	LODGE	28.722	17	CARNE	55.695	7	ASHBY	50.892	17	7	ASHBY	2:11.231	2:11.231	0.000
19	17	CARNE	30.241	35	LODGE	55.929	35	LODGE	52.640	18	17	CARNE	2:16.013	2:20.859	4.846
20										19	35	LODGE	2:17.291	2:17.946	0.655

Weather / Track : Rain / Wet

Results can be found at [www.tsl-timing.com](http://www.tsl-timing.com)

Donington Park GP

Circuit Length = 2.4873 miles

Start: 14:45 Flag 15:05 End: 15:06

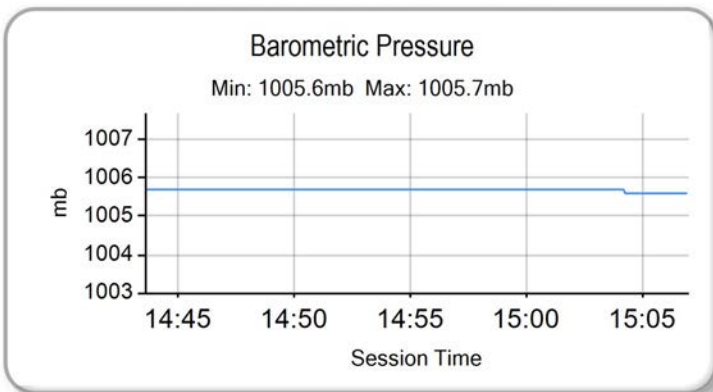
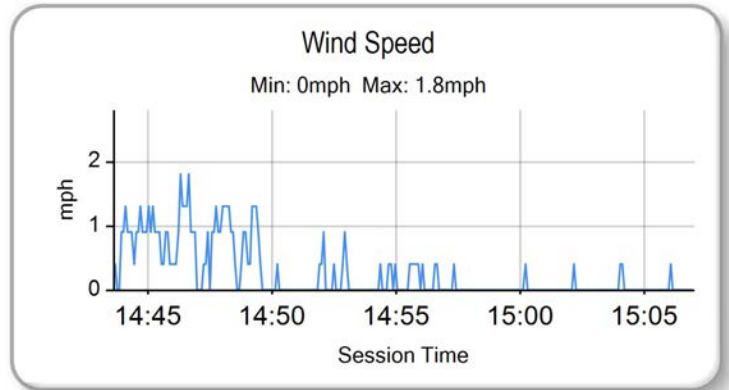
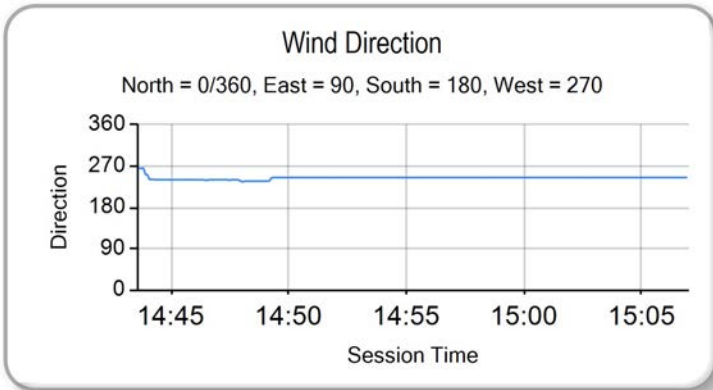
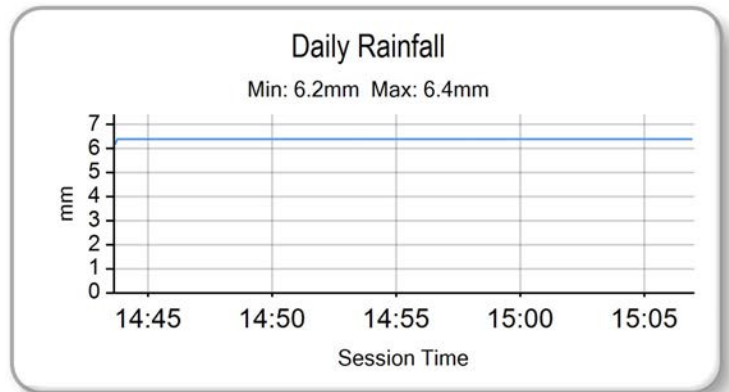
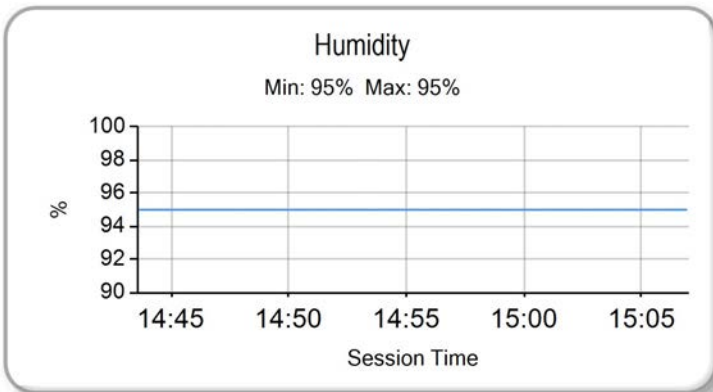
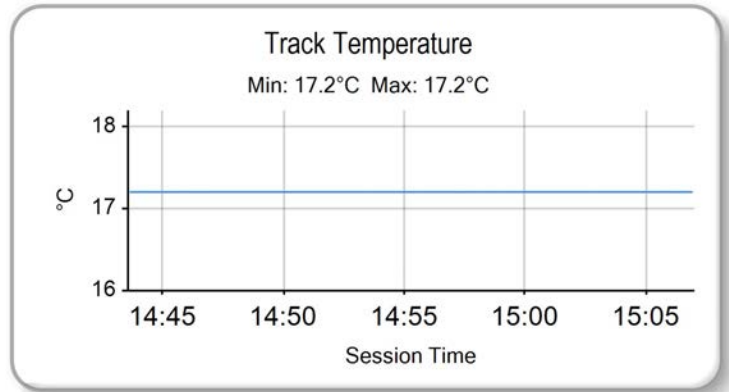
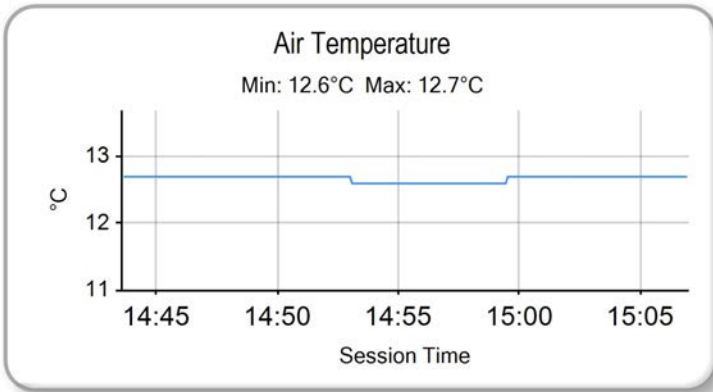
Printed - 15:10 Friday, 06 September 2013

# MCRCB BULLETIN TK045

## 2013 MCE British Superbike Championship - Round 9

## 2013 Monster Energy British Motostar Championship

### FREE PRACTICE 2 - WEATHER CONDITIONS



Weather / Track : Rain / Wet

Results can be found at [www.tsl-timing.com](http://www.tsl-timing.com)

Donington Park GP  
Circuit Length = 2.4873 miles  
Start: 14:45 Flag 15:05 End: 15:06

Printed - 15:10 Friday, 06 September 2013

## QUALIFYING 1 - CLASSIFICATION



POS	NO	CL	PIC NAME	ENTRY	TIME	ON	LAPS	GAP	DIFF	MPH
1	95	M3	1 Tarran MACKENZIE	KTM - Redline KTM	1:41.313	13	14			88.38
2	66	M3	2 Joe IRVING	KTM - RS Racing / The Toad and Tatle Pub	1:41.760	8	14	0.447	0.447	87.99
3	34	M3	3 Jordan WEAVING	KTM - Jordan Racing / Burkert	1:41.828	13	14	0.515	0.068	87.93
4	67		1 Andy REID	Honda - RS Racing	1:41.946	11	13	0.633	0.118	87.83
5	40	M3	4 Joe FRANCIS	Honda - Team WD40	1:42.835	6	9	1.522	0.889	87.07
6	17		2 Tom CARNE	Honda - TC Racing / SP125 racing	1:43.169	14	14	1.856	0.334	86.79
7	12		3 Edward RENDELL	Honda - Banks Racing	1:43.366	15	15	2.053	0.197	86.62
8	10		4 Peter SUTHERLAND	Aprilia - Kinpac Racing / Floorcoat UK	1:43.927	12	12	2.614	0.561	86.16
9	35		5 Elliot LODGE	Honda - SP125 / SpikeRacing	1:44.551	11	11	3.238	0.624	85.64
10	80		6 Callum BEY	Honda - RCD Motorsport	1:45.198	11	12	3.885	0.647	85.12
11	41		7 Milo WARD	Luyten Honda - FPW Racing	1:45.399	12	14	4.086	0.201	84.95
12	42	M3	5 James HOBSON	Honda - Two 4 Motorsport	1:45.675	10	11	4.362	0.276	84.73
13	3		8 Taz TAYLOR	Luyten Honda - FPW Racing	1:46.321	10	12	5.008	0.646	84.22
14	36		9 Jayson URIBE	Honda - Rock and Sons Racing	1:46.333	14	14	5.020	0.012	84.21
15	44		10 Jake BAYFORD	Honda - j4ke.com	1:46.563	6	12	5.250	0.230	84.02
16	72		11 Ricky TARREN	Honda - Cresswell Racing	1:46.739	10	12	5.426	0.176	83.89
17	24		12 Daniel COSTILLA	Honda - Repli-Cast UK	1:46.808	13	13	5.495	0.069	83.83
18	22		13 Stephanie WADDELOW	Honda - SP125 / Flossy Racing	1:46.813	9	10	5.500	0.005	83.83
19	2	M3	6 Tom BOOTH-AMOS	BMS PreM3 - FAB Racing	1:46.836	12	13	5.523	0.023	83.81
20	82		14 Jon VINCENT	Honda - Molly / JVR Racing	1:46.927	5	5	5.614	0.091	83.74
21	13	M3	7 Sam BURMAN	Honda - WNT / Burman Racing	1:46.937	13	14	5.624	0.010	83.73
22	65		15 Josh OWENS	Honda - JPL / George Roberts	1:46.943	9	12	5.630	0.006	83.73
23	77		16 Jason VERNON	Honda - SGR Racing	1:47.685	12	12	6.372	0.742	83.15
24	11		17 Joseph THOMAS	Honda - Moto UK Racing	1:47.737	13	13	6.424	0.052	83.11
25	43		18 Arnie SHELTON	Honda - e3 motorsport	1:47.841	9	9	6.528	0.104	83.03
26	69		19 Ryan BRAIN	KTM - Cresswell Racing	1:48.520	9	13	7.207	0.679	82.51
27	64		20 Asher DURHAM	Honda - Brindley Machinery / RFID Protect	1:48.574	11	11	7.261	0.054	82.47
28	79	M3	8 Chris TAYLOR	Honda - Elevator Bridle & Saddle Co / Coventry Ducati	1:48.723	8	11	7.410	0.149	82.36
29	90		21 Greg GREENWOOD	Luyten Honda - FPW Racing	1:49.489	8	11	8.176	0.766	81.78
30	4		22 Louis VALLELEY	Honda - Cresswell Racing	1:49.928	8	8	8.615	0.439	81.45
31	18		23 Paul DOBB	Honda - PDR	1:50.226	12	12	8.913	0.298	81.23

QUALIFYING LAPTIME (110.0% of 1:41.313) = 1:51.444

32	7		24 Jamie ASHBY	Honda - JPA Racing	1:52.848	13	13	11.535	2.622	79.34
----	---	--	----------------	--------------------	----------	----	----	--------	-------	-------

Weather / Track : Bright / Dry

These results are provisional until the conclusion of any judicial and technical matters.

Donington Park GP

Circuit Length = 2.4873 miles

Start: 09:35 Flag 10:00 End: 10:02

Race Director :	Stewards :	Timekeeper :
-----------------	------------	--------------

Results can be found at [www.britishsuperbike.com](http://www.britishsuperbike.com)

Printed - 10:02 Saturday, 07 September 2013

# MCRCB BULLETIN TK079

## 2013 MCE British Superbike Championship - Round 9

## 2013 Monster Energy British Motostar Championship

### QUALIFYING 1 - SECTOR ANALYSIS

SECTOR 1 = FL to I1, SECTOR 2 = I1 to I2, SECTOR 3 = I2 to FL, DIFF = Difference To Personal Best Lap

P1		95 M3		Tarran MACKENZIE		KTM - Redline KTM				
LAP		SECTOR 1		SECTOR 2		SECTOR 3	LAP TIME	MPH	DIFF	TIME OF DAY
1 -	OUTLAP	81.5		51.499	108.7	44.891	90.7			09:37:30.687
2 -	24.051	95.3		46.143	120.4	IN PIT	1:48.720	P 82.36	7.407	09:39:19.407
3 -	OUTLAP	77.4		48.800	121.1	40.726	92.5	3:00.424	49.63	1:19.111 09:42:19.831
4 -	23.310	97.3		43.065	121.7	40.269	91.7	1:46.644	83.96	5.331 09:44:06.475
5 -	22.562	107.7		42.089	122.4	40.300	92.5	1:44.951	85.32	3.638 09:45:51.426
6 -	22.678	101.8		41.520	123.3	40.285	91.4	1:44.483	85.70	3.170 09:47:35.909
7 -	22.408	110.1		40.747	122.4	39.415	93.3	1:42.570	87.30	1.257 09:49:18.479
8 -	22.150	110.0		40.817	122.4	39.218	93.2	1:42.185	(3) 87.62	0.872 09:51:00.664
9 -	22.045	112.9		40.877	122.9	39.406	94.0	1:42.328	87.50	1.015 09:52:42.992
10 -	21.892	113.7		44.523	122.0	39.174	93.4	1:45.589	84.80	4.276 09:54:28.581
11 -	22.059	112.5		<b>40.365</b>	124.0	40.832	85.0	1:43.256	86.72	1.943 09:56:11.837
12 -	22.328	111.4		42.759	117.7	39.452	93.3	1:44.539	85.65	3.226 09:57:56.376
13 -	21.946	<b>114.1</b>		40.445	<b>124.2</b>	<b>38.922</b>	<b>94.5</b>	<b>1:41.313</b>	(1) <b>88.38</b>	<b>09:59:37.689</b>
14 -	<b>21.846</b>	113.3		40.881	123.1	39.118	93.3	1:41.845	(2) 87.92	0.532 10:01:19.534

P2		66 M3		Joe IRVING		KTM - RS Racing / The Toad and Tatle Pub				
LAP		SECTOR 1		SECTOR 2		SECTOR 3	LAP TIME	MPH	DIFF	TIME OF DAY
1 -	OUTLAP	100.4		44.406	120.2	42.345	90.9			09:36:51.086
2 -	22.553	103.5		42.327	120.9	41.127	90.8	1:46.007	84.47	4.247 09:38:37.093
3 -	22.593	107.8		41.667	121.5	IN PIT	1:45.792	P 84.64	4.032	09:40:22.885
4 -	OUTLAP	109.1		41.869	120.4	40.856	91.7	3:48.106	39.25	2:06.346 09:44:10.991
5 -	22.374	113.3		41.835	122.6	39.477	93.2	1:43.686	86.36	1.926 09:45:54.677
6 -	22.220	110.5		41.662	122.0	39.448	<b>93.3</b>	1:43.330	86.65	1.570 09:47:38.007
7 -	22.216	114.5		<b>40.588</b>	<b>124.5</b>	39.420	92.9	1:42.224	(3) 87.59	0.464 09:49:20.231
8 -	21.932	117.1		40.699	122.4	39.129	92.9	<b>1:41.760</b>	(1) <b>87.99</b>	<b>09:51:01.991</b>
9 -	22.015	117.1		40.814	122.4	39.515	93.2	1:42.344	87.49	0.584 09:52:44.335
10 -	<b>21.913</b>	<b>117.3</b>		40.822	121.1	39.425	91.6	1:42.160	(2) 87.65	0.400 09:54:26.495
11 -	22.845	112.7		41.528	122.0	40.931	83.2	1:45.304	85.03	3.544 09:56:11.799
12 -	22.723	113.7		41.193	122.0	<b>38.966</b>	92.9	1:42.882	87.03	1.122 09:57:54.681
13 -	22.005	110.1		40.772	122.4	39.995	88.6	1:42.772	87.12	1.012 09:59:37.453
14 -	25.633	109.4		41.492	122.2	IN PIT	1:59.929	P 74.66	18.169	10:01:37.382

P3		34 M3		Jordan WEAVING		KTM - Jordan Racing / Burkert				
LAP		SECTOR 1		SECTOR 2		SECTOR 3	LAP TIME	MPH	DIFF	TIME OF DAY
1 -	OUTLAP	78.7		50.554	107.0	IN PIT				09:37:29.779
2 -	OUTLAP	90.4		44.987	117.7	44.171	89.1	2:48.860	53.02	1:07.032 09:40:18.639
3 -	23.122	100.1		43.720	118.5	42.432	89.6	1:49.274	81.94	7.446 09:42:07.913
4 -	23.766	99.4		42.811	118.7	42.009	90.4	1:48.586	82.46	6.758 09:43:56.499
5 -	24.990	92.3		44.219	114.9	42.711	91.2	1:51.920	80.00	10.092 09:45:48.419
6 -	22.491	111.4		42.768	118.3	40.818	90.3	1:46.077	84.41	4.249 09:47:34.496
7 -	24.526	102.2		41.548	<b>119.4</b>	40.237	91.6	1:46.311	84.22	4.483 09:49:20.807
8 -	22.065	113.7		41.523	118.7	39.995	92.5	1:43.583	86.44	1.755 09:51:04.390
9 -	22.106	109.6		40.918	118.7	39.883	89.1	1:42.907	87.01	1.079 09:52:47.297
10 -	22.415	96.2		42.182	119.1	39.692	92.9	1:44.289	85.86	2.461 09:54:31.586
11 -	22.318	116.5		40.916	118.9	40.347	92.0	1:43.581	86.44	1.753 09:56:15.167
12 -	22.105	115.3		40.967	118.9	39.583	92.6	1:42.655	(2) 87.22	0.827 09:57:57.822
13 -	<b>21.914</b>	<b>118.7</b>		<b>40.707</b>	<b>119.4</b>	<b>39.207</b>	92.6	<b>1:41.828</b>	(1) <b>87.93</b>	<b>09:59:39.650</b>
14 -	22.187	116.9		41.207	118.7	39.400	<b>93.2</b>	1:42.794	(3) 87.11	0.966 10:01:22.444

P4		67		Andy REID		Honda - RS Racing				
LAP		SECTOR 1		SECTOR 2		SECTOR 3	LAP TIME	MPH	DIFF	TIME OF DAY
1 -	OUTLAP	100.0		44.390	121.3	43.120	91.6			09:37:17.193
2 -	22.393	111.6		41.542	122.0	41.371	91.2	1:45.306	85.03	3.360 09:39:02.499
3 -	22.851	115.3		41.528	<b>122.4</b>	41.908	90.0	1:46.287	84.24	4.341 09:40:48.786
4 -	22.363	106.6		41.199	121.3	40.673	92.1	1:44.235	85.90	2.289 09:42:33.021
5 -	22.373	117.1		41.610	120.9	40.843	91.3	1:44.826	85.42	2.880 09:44:17.847
6 -	22.380	108.0		41.418	120.4	40.247	<b>92.5</b>	1:44.045	86.06	2.099 09:46:01.892
7 -	22.137	117.9		40.996	120.9	39.983	91.6	1:43.116	86.83	1.170 09:47:45.008
8 -	21.854	119.6		40.915	121.3	40.521	92.0	1:43.290	86.69	1.344 09:49:28.298

Donington Park GP

Circuit Length = 2.4873 miles

Start: 09:35 Flag 10:00 End: 10:02

Weather / Track : Bright / Dry

# MCRCB BULLETIN TK079

## 2013 MCE British Superbike Championship - Round 9

### 2013 Monster Energy British Motostar Championship

#### QUALIFYING 1 - SECTOR ANALYSIS

SECTOR 1 = FL to I1, SECTOR 2 = I1 to I2, SECTOR 3 = I2 to FL, DIFF = Difference To Personal Best Lap

9 -	21.937	122.0	41.179	120.0	39.700	92.1	1:42.816	87.09	0.870	09:51:11.114
10 -	21.928	118.5	<b>40.648</b>	121.7	40.210	92.2	1:42.786 (3)	87.11	0.840	09:52:53.900
<b>11 -</b>	<b>21.702</b>	<b>122.4</b>	40.696	120.9	39.548	<b>92.5</b>	<b>1:41.946 (1)</b>	<b>87.83</b>		<b>09:54:35.846</b>
12 -	22.246	119.8	40.697	121.3	<b>39.279</b>	92.4	1:42.222 (2)	87.59	0.276	09:56:18.068
13 -	22.103	119.6	52.013	117.7	IN PIT		1:55.329 P	77.64	13.383	09:58:13.397

P5		40 M3		Joe FRANCIS		Honda - Team WD40				
LAP	SECTOR 1	SECTOR 2	SECTOR 3	LAP TIME	MPH	DIFF	TIME OF DAY			
1 -	OUTLAP	92.5	45.478	114.1	42.829	88.6				09:38:31.252
2 -	22.826	106.5	42.582	<b>120.6</b>	42.030	89.6	1:47.438	83.34	4.603	09:40:18.690
3 -	22.611	109.6	42.225	117.7	41.181	88.9	1:46.017	84.46	3.182	09:42:04.707
4 -	22.964	105.0	42.022	120.2	40.339	88.2	1:45.325	85.01	2.490	09:43:50.032
5 -	22.319	114.5	41.350	120.0	39.465	<b>90.3</b>	1:43.134 (2)	86.82	0.299	09:45:33.166
<b>6 -</b>	<b>22.125</b>	<b>116.9</b>	<b>41.004</b>	117.7	39.706	88.9	<b>1:42.835 (1)</b>	<b>87.07</b>		<b>09:47:16.001</b>
7 -	22.427	107.0	42.125	111.8	IN PIT		1:42.451 P	87.40		09:48:58.452
8 -	OUTLAP	107.2	41.711	119.6	40.124	87.5	2:54.492	51.31	1:11.657	09:51:52.944
9 -	22.731	113.1	41.219	118.7	<b>39.309</b>	89.8	1:43.259 (3)	86.71	0.424	09:53:36.203

P6		17		Tom CARNE		Honda - TC Racing / SP125 racing				
LAP	SECTOR 1	SECTOR 2	SECTOR 3	LAP TIME	MPH	DIFF	TIME OF DAY			
1 -	OUTLAP	77.5	44.670	119.4	44.884	89.1				09:38:18.504
2 -	23.761	95.0	43.156	120.2	41.889	89.7	1:48.806	82.29	5.637	09:40:07.310
3 -	22.858	103.4	42.581	120.6	41.443	90.6	1:46.882	83.77	3.713	09:41:54.192
4 -	22.923	107.0	42.244	120.6	42.923	90.2	1:48.090	82.84	4.921	09:43:42.282
5 -	22.524	110.7	41.869	120.9	40.775	90.9	1:45.168	85.14	1.999	09:45:27.450
6 -	22.544	106.6	41.775	<b>121.3</b>	40.849	91.4	1:45.168	85.14	1.999	09:47:12.618
7 -	22.534	112.0	41.361	<b>121.3</b>	40.817	90.9	1:44.712	85.51	1.543	09:48:57.330
8 -	22.504	111.6	41.523	121.1	40.634	88.6	1:44.661 (3)	85.55	1.492	09:50:41.991
9 -	22.649	110.7	41.845	118.9	40.803	91.1	1:45.297	85.03	2.128	09:52:27.288
10 -	22.252	<b>118.7</b>	42.141	120.4	40.916	91.4	1:45.309	85.03	2.140	09:54:12.597
11 -	22.366	117.7	41.761	120.6	41.054	87.4	1:45.181	85.13	2.012	09:55:57.778
12 -	22.436	115.7	41.571	120.9	40.765	90.4	1:44.772	85.46	1.603	09:57:42.550
13 -	<b>22.151</b>	118.5	41.342	121.1	40.625	91.1	1:44.118 (2)	86.00	0.949	09:59:26.668
<b>14 -</b>	22.317	112.4	<b>40.981</b>	121.1	<b>39.871</b>	<b>91.7</b>	<b>1:43.169 (1)</b>	<b>86.79</b>		<b>10:01:09.837</b>

P7		12		Edward RENDELL		Honda - Banks Racing				
LAP	SECTOR 1	SECTOR 2	SECTOR 3	LAP TIME	MPH	DIFF	TIME OF DAY			
1 -	OUTLAP	91.4	44.465	116.7	42.487	87.6				09:37:09.949
2 -	23.142	110.5	42.267	118.3	41.069	89.4	1:46.478	84.09	3.112	09:38:56.427
3 -	23.286	98.8	42.096	117.3	40.539	88.8	1:45.921	84.53	2.555	09:40:42.348
4 -	22.617	115.7	41.871	116.3	41.218	88.6	1:45.706	84.71	2.340	09:42:28.054
5 -	22.711	116.9	41.391	117.3	40.236	89.1	1:44.338	85.82	0.972	09:44:12.392
6 -	22.747	115.7	<b>41.145</b>	<b>119.4</b>	40.035	89.7	1:43.927	86.16	0.561	09:45:56.319
7 -	22.913	115.1	41.522	116.9	40.239	87.0	1:44.674	85.54	1.308	09:47:40.993
8 -	22.403	119.1	41.183	118.3	40.309	88.5	1:43.895	86.18	0.529	09:49:24.888
9 -	22.401	116.5	41.374	116.5	39.937	90.0	1:43.712 (3)	86.33	0.346	09:51:08.600
10 -	22.609	114.9	41.790	114.7	39.846	89.1	1:44.245	85.89	0.879	09:52:52.845
11 -	<b>22.349</b>	116.3	41.635	117.7	<b>39.442</b>	<b>90.8</b>	1:43.426 (2)	86.57	0.060	09:54:36.271
12 -	22.388	<b>119.6</b>	41.835	115.5	40.141	88.5	1:44.364	85.80	0.998	09:56:20.635
13 -	22.518	118.1	41.930	116.3	40.574	88.9	1:45.022	85.26	1.656	09:58:05.657
14 -	22.621	118.5	41.689	116.5	40.113	85.0	1:44.423	85.75	1.057	09:59:50.080
<b>15 -</b>	22.673	115.7	41.168	117.1	39.525	90.2	<b>1:43.366 (1)</b>	<b>86.62</b>		<b>10:01:33.446</b>

P8		10		Peter SUTHERLAND		Aprilia - Kinpac Racing / Floorcoat UK				
LAP	SECTOR 1	SECTOR 2	SECTOR 3	LAP TIME	MPH	DIFF	TIME OF DAY			
1 -	OUTLAP	98.3	44.050	118.3	42.463	88.6				09:36:51.786
2 -	22.842	113.1	42.560	118.1	40.687	88.9	1:46.089	84.40	2.162	09:38:37.875
3 -	22.750	118.5	42.010	<b>118.5</b>	40.389	88.9	1:45.149	85.15	1.222	09:40:23.024
4 -	22.994	116.1	42.688	117.3	IN PIT		1:47.044 P	83.65	3.117	09:42:10.068
5 -	OUTLAP	108.0	43.668	114.7	41.366	89.8	6:30.025	22.95	4:46.098	09:48:40.093
6 -	22.521	116.9	41.894	117.5	40.352	90.0	1:44.767	85.47	0.840	09:50:24.860

Donington Park GP  
 Circuit Length = 2.4873 miles  
 Start: 09:35 Flag 10:00 End: 10:02

Weather / Track : Bright / Dry

# MCRCB BULLETIN TK079

## 2013 MCE British Superbike Championship - Round 9

### 2013 Monster Energy British Motostar Championship

#### QUALIFYING 1 - SECTOR ANALYSIS

SECTOR 1 = FL to I1, SECTOR 2 = I1 to I2, SECTOR 3 = I2 to FL, DIFF = Difference To Personal Best Lap

7 -	22.455	118.5	41.725	117.3	40.457	89.6	1:44.637	85.57	0.710	09:52:09.497
8 -	22.425	119.4	<b>41.389</b>	118.3	40.810	89.8	1:44.624	85.58	0.697	09:53:54.121
9 -	22.821	119.4	41.700	<b>118.5</b>	40.984	88.6	1:45.505	84.87	1.578	09:55:39.626
10 -	22.576	<b>120.2</b>	42.030	117.1	39.859	89.3	1:44.465 (3)	85.71	0.538	09:57:24.091
11 -	22.546	120.0	41.727	117.7	39.716	90.0	1:43.989 (2)	86.10	0.062	09:59:08.080
12 -	<b>22.359</b>	120.0	42.186	117.7	<b>39.382</b>	<b>90.4</b>	<b>1:43.927 (1)</b>	<b>86.16</b>		<b>10:00:52.007</b>

P9	35	Elliot LODGE				Honda - SP125 / SpikeRacing					
LAP		SECTOR 1	SECTOR 2	SECTOR 3	LAP TIME	MPH	DIFF	TIME OF DAY			
1 -	OUTLAP	86.0	45.010	113.3	IN PIT					09:38:17.524	
2 -	OUTLAP	99.1	44.100	114.1	IN PIT	3:06.000	P	48.14	1:21.449	09:41:23.524	
3 -	OUTLAP	96.2	43.896	114.9	44.090	88.6	5:48.661	25.68	4:04.110	09:47:12.185	
4 -	23.579	104.5	43.011	115.5	41.472	88.8	1:48.062	82.86	3.511	09:49:00.247	
5 -	23.142	108.0	43.161	115.7	40.917	89.1	1:47.220	83.51	2.669	09:50:47.467	
6 -	<b>22.792</b>	107.8	42.698	115.3	52.067	88.1	1:57.557	76.17	13.006	09:52:45.024	
7 -	23.127	107.7	42.621	115.5	40.458	89.6	1:46.206	84.31	1.655	09:54:31.230	
8 -	23.028	110.7	42.644	115.5	40.475	89.6	1:46.147 (3)	84.35	1.596	09:56:17.377	
9 -	23.029	111.2	42.777	115.7	41.049	87.9	1:46.855	83.80	2.304	09:58:04.232	
10 -	22.876	116.5	42.379	116.1	40.727	90.2	1:45.982 (2)	84.49	1.431	09:59:50.214	
11 -	22.813	<b>118.3</b>	<b>41.916</b>	<b>116.5</b>	<b>39.822</b>	<b>90.8</b>	<b>1:44.551 (1)</b>	<b>85.64</b>		<b>10:01:34.765</b>	

P10	80	Callum BEY				Honda - RCD Motorsport					
LAP		SECTOR 1	SECTOR 2	SECTOR 3	LAP TIME	MPH	DIFF	TIME OF DAY			
1 -		88.5	45.000	117.9	44.345	87.6				09:37:14.327	
2 -	23.777	94.7	43.628	<b>120.0</b>	42.277	88.0	1:49.682	81.64	4.484	09:39:04.009	
3 -	23.448	100.4	42.613	119.4	42.064	85.8	1:48.125	82.81	2.927	09:40:52.134	
4 -	23.001	105.1	42.433	118.5	IN PIT	1:44.346	P	85.81		09:42:36.480	
5 -	OUTLAP	100.3	43.054	117.9	41.118	88.3	2:21.606	63.23	36.408	09:44:58.086	
6 -	22.946	105.3	42.381	118.3	IN PIT	1:43.151	P	86.80		09:46:41.237	
7 -	OUTLAP	97.1	43.331	116.7	41.588	87.7	5:20.761	27.91	3:35.563	09:52:01.998	
8 -	22.934	107.5	42.040	117.5	41.031	87.1	1:46.005	84.47	0.807	09:53:48.003	
9 -	23.789	101.6	41.994	118.9	41.507	87.3	1:47.290	83.46	2.092	09:55:35.293	
10 -	22.789	105.8	42.029	118.1	40.808	<b>89.6</b>	1:45.626 (3)	84.77	0.428	09:57:20.919	
11 -	<b>22.577</b>	<b>109.4</b>	42.079	117.5	<b>40.542</b>	88.9	<b>1:45.198 (1)</b>	<b>85.12</b>		<b>09:59:06.117</b>	
12 -	22.617	<b>109.4</b>	<b>41.940</b>	118.1	40.752	88.0	1:45.309 (2)	85.03	0.111	10:00:51.426	

P11	41	Milo WARD				Luyten Honda - FPW Racing					
LAP		SECTOR 1	SECTOR 2	SECTOR 3	LAP TIME	MPH	DIFF	TIME OF DAY			
1 -	OUTLAP	81.4	47.931	112.9	45.999	86.0				09:37:01.568	
2 -	24.619	101.8	44.289	116.7	44.675	80.7	1:53.583	78.83	8.184	09:38:55.151	
3 -	24.472	101.6	43.898	118.1	43.110	77.3	1:51.480	80.32	6.081	09:40:46.631	
4 -	23.714	100.9	43.222	120.0	41.977	88.0	1:48.913	82.21	3.514	09:42:35.544	
5 -	23.183	110.5	42.186	<b>120.9</b>	42.996	88.0	1:48.365	82.63	2.966	09:44:23.909	
6 -	22.917	101.2	43.346	115.5	41.465	<b>88.8</b>	1:47.728	83.12	2.329	09:46:11.637	
7 -	23.281	104.3	42.717	115.9	41.191	87.7	1:47.189	83.53	1.790	09:47:58.826	
8 -	23.258	103.7	41.885	116.3	41.271	88.0	1:46.414	84.14	1.015	09:49:45.240	
9 -	22.966	109.1	42.051	115.5	41.291	86.4	1:46.308	84.23	0.909	09:51:31.548	
10 -	24.903	103.8	42.012	116.1	40.818	88.2	1:47.733	83.11	2.334	09:53:19.281	
11 -	23.025	109.2	<b>41.617</b>	116.3	41.199	87.7	1:45.841 (2)	84.60	0.442	09:55:05.122	
12 -	<b>22.870</b>	111.2	41.705	115.7	40.824	87.1	<b>1:45.399 (1)</b>	<b>84.95</b>		<b>09:56:50.521</b>	
13 -	22.971	<b>112.9</b>	41.655	116.1	53.637	85.2	1:58.263	75.71	12.864	09:58:48.784	
14 -	23.406	97.5	42.177	116.3	<b>40.299</b>	88.1	1:45.882 (3)	84.57	0.483	10:00:34.666	

P12	42 M3	James HOBSON				Honda - Two 4 Motorsport					
LAP		SECTOR 1	SECTOR 2	SECTOR 3	LAP TIME	MPH	DIFF	TIME OF DAY			
1 -	OUTLAP	94.3	47.364	118.5	44.356	89.7				09:37:05.304	
2 -	23.938	104.3	44.433	118.9	IN PIT	1:50.061	P	81.35	4.386	09:38:55.365	
3 -	OUTLAP	106.8	46.166	118.9	42.802	90.9	7:03.622	21.13	5:17.947	09:45:58.987	
4 -	23.398	110.7	43.424	119.6	42.115	90.2	1:48.937	82.19	3.262	09:47:47.924	
5 -	23.158	117.3	43.030	119.4	41.686	91.2	1:47.874	83.00	2.199	09:49:35.798	
6 -	22.933	116.3	42.366	118.9	41.452	<b>91.8</b>	1:46.751	83.88	1.076	09:51:22.549	

Donington Park GP

Circuit Length = 2.4873 miles

Start: 09:35 Flag 10:00 End: 10:02

Weather / Track : Bright / Dry

# MCRCB BULLETIN TK079

## 2013 MCE British Superbike Championship - Round 9

## 2013 Monster Energy British Motostar Championship

### QUALIFYING 1 - SECTOR ANALYSIS

SECTOR 1 = FL to I1, SECTOR 2 = I1 to I2, SECTOR 3 = I2 to FL, DIFF = Difference To Personal Best Lap

7 -	22.749	117.5	42.311	117.7	41.224	89.3	1:46.284	<b>(3)</b>	84.25	0.609	09:53:08.833
8 -	22.886	117.5	42.163	118.1	41.053	90.7	1:46.102	<b>(2)</b>	84.39	0.427	09:54:54.935
9 -	<b>22.739</b>	<b>118.1</b>	42.225	118.3	41.444	89.7	1:46.408		84.15	0.733	09:56:41.343
<b>10 -</b>	22.790	117.7	<b>41.859</b>	119.8	<b>41.026</b>	90.6	<b>1:45.675</b>	<b>(1)</b>	<b>84.73</b>		<b>09:58:27.018</b>
11 -	22.863	115.7	41.967	<b>120.6</b>	43.428	86.4	1:48.258		82.71	2.583	10:00:15.276

<b>P13</b>		<b>3</b>		<b>Taz TAYLOR</b>		Luyten Honda - FPW Racing						
LAP	SECTOR 1	SECTOR 2	SECTOR 3	LAP TIME	MPH	DIFF	TIME OF DAY					
1 -	OUTLAP	94.6	46.279	102.9	IN PIT			<b>P</b>				09:36:54.908
2 -	OUTLAP	98.3	44.023	120.4	42.421	89.4	3:35.642		41.52	1:49.321		09:40:30.550
3 -	23.155	108.7	43.565	121.1	41.819	89.3	1:48.539		82.49	2.218		09:42:19.089
4 -	23.555	110.0	44.327	<b>122.0</b>	41.141	86.9	1:49.023		82.13	2.702		09:44:08.112
5 -	23.530	100.0	43.574	119.4	40.934	90.0	1:48.038		82.88	1.717		09:45:56.150
6 -	22.956	<b>111.1</b>	43.517	120.4	IN PIT		1:50.114	<b>P</b>	81.31	3.793		09:47:46.264
7 -	OUTLAP	108.5	43.332	121.1	40.835	90.4	3:49.677		38.98	2:03.356		09:51:35.941
8 -	22.849	100.6	43.056	120.2	41.039	90.7	1:46.944		83.73	0.623		09:53:22.885
9 -	22.733	104.6	42.325	121.1	41.808	81.2	1:46.866	<b>(3)</b>	83.79	0.545		09:55:09.751
<b>10 -</b>	23.051	104.5	<b>42.236</b>	121.3	41.034	90.0	<b>1:46.321</b>	<b>(1)</b>	<b>84.22</b>			<b>09:56:56.072</b>
11 -	<b>22.646</b>	105.1	42.571	120.6	48.339	88.1	1:53.556		78.85	7.235		09:58:49.628
12 -	23.344	92.3	42.846	<b>122.0</b>	<b>40.378</b>	<b>92.4</b>	1:46.568	<b>(2)</b>	84.02	0.247		10:00:36.196

<b>P14</b>		<b>36</b>		<b>Jayson URIBE</b>		Honda - Rock and Sons Racing						
LAP	SECTOR 1	SECTOR 2	SECTOR 3	LAP TIME	MPH	DIFF	TIME OF DAY					
1 -	OUTLAP	89.2	47.270	113.3	44.477	84.7						09:37:04.862
2 -	24.088	104.2	44.163	114.1	42.957	86.9	1:51.208		80.51	4.875		09:38:56.070
3 -	23.936	100.3	44.346	<b>114.7</b>	41.736	87.7	1:50.018		81.39	3.685		09:40:46.088
4 -	23.298	109.2	43.093	114.3	41.885	87.5	1:48.276		82.70	1.943		09:42:34.364
5 -	23.427	<b>111.6</b>	42.747	114.1	42.462	86.7	1:48.636		82.42	2.303		09:44:23.000
6 -	23.338	105.5	43.471	113.3	41.207	87.4	1:48.016		82.89	1.683		09:46:11.016
7 -	23.779	101.3	43.217	113.7	41.084	<b>88.1</b>	1:48.080		82.85	1.747		09:47:59.096
8 -	23.224	106.6	<b>42.317</b>	112.7	41.406	87.0	1:46.947	<b>(3)</b>	83.72	0.614		09:49:46.043
9 -	<b>23.087</b>	110.7	46.933	110.3	41.246	87.4	1:51.266		80.47	4.933		09:51:37.309
10 -	23.169	109.8	43.065	112.5	41.398	88.0	1:47.632		83.19	1.299		09:53:24.941
11 -	23.135	109.1	43.317	112.4	40.966	86.1	1:47.418		83.36	1.085		09:55:12.359
12 -	23.315	109.2	42.792	112.2	41.077	86.6	1:47.184		83.54	0.851		09:56:59.543
13 -	23.159	108.9	42.615	113.3	40.621	86.9	1:46.395	<b>(2)</b>	84.16	0.062		09:58:45.938
<b>14 -</b>	23.135	110.1	42.628	112.4	<b>40.570</b>	86.8	<b>1:46.333</b>	<b>(1)</b>	<b>84.21</b>			<b>10:00:32.271</b>

<b>P15</b>		<b>44</b>		<b>Jake BAYFORD</b>		Honda - j4ke.com						
LAP	SECTOR 1	SECTOR 2	SECTOR 3	LAP TIME	MPH	DIFF	TIME OF DAY					
1 -	OUTLAP	83.5	46.193	114.1	IN PIT			<b>P</b>				09:37:00.318
2 -	OUTLAP	95.7	46.684	113.9	43.667	88.0	2:55.072		51.14	1:08.509		09:39:55.390
3 -	24.394	101.5	43.565	116.5	IN PIT		1:50.363	<b>P</b>	81.13	3.800		09:41:45.753
4 -	OUTLAP	98.6	43.458	116.7	41.634	89.9	3:14.135		46.12	1:27.572		09:44:59.888
5 -	23.191	106.3	42.798	<b>118.9</b>	41.252	88.9	1:47.241		83.49	0.678		09:46:47.129
<b>6 -</b>	22.832	108.0	42.525	117.3	41.206	89.4	<b>1:46.563</b>	<b>(1)</b>	<b>84.02</b>			<b>09:48:33.692</b>
7 -	22.894	105.0	42.817	117.3	41.256	89.2	1:46.967		83.71	0.404		09:50:20.659
8 -	22.998	<b>111.6</b>	<b>42.322</b>	117.7	41.244	89.3	1:46.564	<b>(2)</b>	84.02	0.001		09:52:07.223
9 -	<b>22.669</b>	106.1	43.017	116.9	41.377	<b>91.3</b>	1:47.063		83.63	0.500		09:53:54.286
10 -	23.333	108.9	42.334	116.5	IN PIT		1:53.061	<b>P</b>	79.20	6.498		09:55:47.347
11 -	OUTLAP	101.3	42.373	117.7	<b>40.694</b>	90.3	2:55.837		50.92	1:09.274		09:58:43.184
12 -	23.037	110.5	42.952	116.3	40.880	89.6	1:46.869	<b>(3)</b>	83.78	0.306		10:00:30.053

<b>P16</b>		<b>72</b>		<b>Ricky TARREN</b>		Honda - Cresswell Racing						
LAP	SECTOR 1	SECTOR 2	SECTOR 3	LAP TIME	MPH	DIFF	TIME OF DAY					
1 -	OUTLAP	91.1	46.644	113.9	43.710	84.4						09:37:03.073
2 -	24.561	109.8	43.142	113.5	42.665	84.4	1:50.368		81.13	3.629		09:38:53.441
3 -	23.829	112.5	43.209	113.1	42.122	84.7	1:49.160		82.03	2.421		09:40:42.601
4 -	23.343	113.7	42.909	114.7	42.788	86.2	1:49.040		82.12	2.301		09:42:31.641
5 -	23.508	109.4	44.278	112.7	45.145	85.8	1:52.931		79.29	6.192		09:44:24.572
6 -	24.098	105.6	44.479	112.7	41.885	<b>86.7</b>	1:50.462		81.06	3.723		09:46:15.034

Donington Park GP

Circuit Length = 2.4873 miles

Start: 09:35 Flag 10:00 End: 10:02

Weather / Track : Bright / Dry



# MCRCB BULLETIN TK079

## 2013 MCE British Superbike Championship - Round 9

### 2013 Monster Energy British Motostar Championship

#### QUALIFYING 1 - SECTOR ANALYSIS

SECTOR 1 = FL to I1, SECTOR 2 = I1 to I2, SECTOR 3 = I2 to FL, DIFF = Difference To Personal Best Lap

7 -	23.575	111.2	42.903	113.7	42.128	85.9	1:48.606	82.44	1.867	09:48:03.640
8 -	23.261	113.3	42.848	112.5	41.529	86.1	1:47.638	83.19	0.899	09:49:51.278
9 -	23.303	113.7	42.441	113.3	<b>41.088</b>	86.4	1:46.832 (2)	83.81	0.093	09:51:38.110
<b>10 -</b>	<b>23.280</b>	<b>114.9</b>	<b>42.198</b>	<b>114.9</b>	41.261	86.1	<b>1:46.739 (1)</b>	<b>83.89</b>		<b>09:53:24.849</b>
11 -	23.364	113.5	43.238	111.6	41.379	86.1	1:47.981	82.92	1.242	09:55:12.830
12 -	<b>23.258</b>	108.9	42.560	113.9	41.539	85.1	1:47.357 (3)	83.40	0.618	09:57:00.187

<b>P17</b>	<b>24</b>	<b>Daniel COSTILLA</b>				Honda - Repli-Cast UK					
LAP		SECTOR 1	SECTOR 2	SECTOR 3	LAP TIME	MPH	DIFF	TIME OF DAY			
1 -	OUTLAP	84.8	47.064	119.4	46.315	89.6					09:37:01.321
2 -	24.230	108.5	44.876	111.1	51.032	80.0	2:00.138	74.53	13.330		09:39:01.459
3 -	24.207	103.5	42.887	<b>120.9</b>	44.749	89.2	1:51.843	80.06	5.035		09:40:53.302
4 -	23.393	104.3	43.232	120.2	43.759	89.8	1:50.384	81.12	3.576		09:42:43.686
5 -	23.278	<b>111.4</b>	43.745	119.4	43.667	89.2	1:50.690	80.89	3.882		09:44:34.376
6 -	23.513	97.8	43.246	119.6	42.628	90.0	1:49.387	81.86	2.579		09:46:23.763
7 -	23.419	104.5	42.489	120.0	42.919	90.9	1:48.827	82.28	2.019		09:48:12.590
8 -	23.633	99.1	44.809	111.4	IN PIT		1:57.402 P	76.27	10.594		09:50:09.992
9 -	OUTLAP	102.4	43.016	119.6	42.412	<b>91.7</b>	2:47.275	53.53	1:00.467		09:52:57.267
10 -	22.952	110.3	42.589	118.1	42.620	91.1	1:48.161 (3)	82.78	1.353		09:54:45.428
11 -	23.105	105.6	43.069	116.3	46.905	88.7	1:53.079	79.18	6.271		09:56:38.507
12 -	23.691	106.3	42.584	118.5	<b>41.773</b>	90.7	1:48.048 (2)	82.87	1.240		09:58:26.555
<b>13 -</b>	<b>22.942</b>	110.5	<b>42.051</b>	119.1	41.815	90.6	<b>1:46.808 (1)</b>	<b>83.83</b>			<b>10:00:13.363</b>

<b>P18</b>	<b>22</b>	<b>Stephanie WADDELOW</b>				Honda - SP125 / Flossy Racing					
LAP		SECTOR 1	SECTOR 2	SECTOR 3	LAP TIME	MPH	DIFF	TIME OF DAY			
1 -	OUTLAP	66.8	47.030	115.5	46.403	87.9					09:38:22.168
2 -	24.432	92.5	44.334	114.7	43.232	88.6	1:51.998	79.95	5.185		09:40:14.166
3 -	24.173	94.9	43.367	115.9	42.575	88.5	1:50.115	81.31	3.302		09:42:04.281
4 -	23.856	96.4	42.280	116.7	42.674	88.6	1:48.810	82.29	1.997		09:43:53.091
5 -	23.354	101.0	43.385	115.5	IN PIT		1:48.881 P	82.24	2.068		09:45:41.972
6 -	OUTLAP	96.1	43.341	117.1	42.237	<b>92.1</b>	3:44.579	39.87	1:57.766		09:49:26.551
7 -	<b>22.919</b>	106.5	42.288	<b>118.3</b>	41.719	90.0	1:46.926 (3)	83.74	0.113		09:51:13.477
8 -	23.176	106.3	42.372	114.5	<b>41.282</b>	89.6	1:46.830 (2)	83.81	0.017		09:53:00.307
<b>9 -</b>	<b>22.924</b>	<b>106.8</b>	<b>42.148</b>	115.5	41.741	89.4	<b>1:46.813 (1)</b>	<b>83.83</b>			<b>09:54:47.120</b>
10 -	23.329	97.2	45.197	103.2	IN PIT		1:54.263 P	78.36	7.450		09:56:41.383

<b>P19</b>	<b>2 M3</b>	<b>Tom BOOTH-AMOS</b>				BMS PreM3 - FAB Racing					
LAP		SECTOR 1	SECTOR 2	SECTOR 3	LAP TIME	MPH	DIFF	TIME OF DAY			
1 -	OUTLAP	99.4	49.953	92.4	43.932	84.2					09:37:35.371
2 -	24.437	105.3	44.668	<b>108.5</b>	42.548	83.5	1:51.653	80.19	4.817		09:39:27.024
3 -	23.728	110.1	43.797	108.2	41.914	84.9	1:49.439	81.82	2.603		09:41:16.463
4 -	23.490	111.1	43.470	108.4	41.649	86.0	1:48.609	82.44	1.773		09:43:05.072
5 -	23.383	112.5	43.306	108.0	41.463	85.3	1:48.152	82.79	1.316		09:44:53.224
6 -	25.227	93.8	46.267	107.0	IN PIT		1:54.792 P	78.00	7.956		09:46:48.016
7 -	OUTLAP	105.3	44.225	107.7	43.237	86.1	3:58.113	37.60	2:11.277		09:50:46.129
8 -	23.426	111.4	43.317	107.7	41.202	85.8	1:47.945 (3)	82.95	1.109		09:52:34.074
9 -	<b>23.139</b>	<b>113.1</b>	43.778	106.8	41.065	84.9	1:47.982	82.92	1.146		09:54:22.056
10 -	23.413	110.0	43.436	106.8	41.427	81.2	1:48.276	82.70	1.440		09:56:10.332
11 -	23.566	110.0	43.069	108.0	41.469	85.1	1:48.104	82.83	1.268		09:57:58.436
<b>12 -</b>	<b>23.175</b>	<b>112.9</b>	<b>42.694</b>	107.8	<b>40.967</b>	85.3	<b>1:46.836 (1)</b>	<b>83.81</b>			<b>09:59:45.272</b>
13 -	23.411	108.4	43.040	<b>108.5</b>	41.018	<b>86.6</b>	1:47.469 (2)	83.32	0.633		10:01:32.741

<b>P20</b>	<b>82</b>	<b>Jon VINCENT</b>				Honda - Molly / JVR Racing					
LAP		SECTOR 1	SECTOR 2	SECTOR 3	LAP TIME	MPH	DIFF	TIME OF DAY			
1 -	OUTLAP	92.6	47.228	112.7	45.045	78.5					09:37:07.152
2 -	24.317	103.5	44.334	117.1	41.903	88.1	1:50.554	80.99	3.627		09:38:57.706
3 -	23.547	105.3	43.771	117.1	41.419	<b>88.9</b>	1:48.737 (3)	82.34	1.810		09:40:46.443
4 -	<b>23.138</b>	106.1	43.116	117.9	41.964	88.1	1:48.218 (2)	82.74	1.291		09:42:34.661
<b>5 -</b>	<b>23.314</b>	109.1	<b>42.651</b>	<b>118.7</b>	<b>40.962</b>	87.1	<b>1:46.927 (1)</b>	<b>83.74</b>			<b>09:44:21.588</b>

Weather / Track : Bright / Dry

Donington Park GP

Circuit Length = 2.4873 miles

Start: 09:35 Flag 10:00 End: 10:02

# MCRCB BULLETIN TK079

## 2013 MCE British Superbike Championship - Round 9

### 2013 Monster Energy British Motostar Championship

#### QUALIFYING 1 - SECTOR ANALYSIS

SECTOR 1 = FL to I1, SECTOR 2 = I1 to I2, SECTOR 3 = I2 to FL, DIFF = Difference To Personal Best Lap

P21	13	M3	Sam BURMAN				Honda - WNT / Burman Racing			
LAP	SECTOR 1		SECTOR 2		SECTOR 3		LAP TIME	MPH	DIFF	TIME OF DAY
1 -	OUTLAP	92.4	46.279	117.7	44.077	88.6				09:36:56.129
2 -	24.334	104.2	44.908	117.3	43.595	88.3	1:52.837	79.35	5.900	09:38:48.966
3 -	23.888	105.6	44.135	117.7	42.853	88.9	1:50.876	80.76	3.939	09:40:39.842
4 -	23.542	109.2	44.256	119.1	44.498	87.3	1:52.296	79.73	5.359	09:42:32.138
5 -	23.566	105.0	43.663	118.9	IN PIT		1:48.458	<b>P</b> 82.56	1.521	09:44:20.596
6 -	OUTLAP	98.2	44.168	118.3	42.887	89.1	2:20.395	63.78	33.458	09:46:40.991
7 -	23.571	108.2	43.146	117.3	41.969	88.9	1:48.686	82.38	1.749	09:48:29.677
8 -	23.347	106.6	43.094	117.7	41.792	88.8	1:48.233	82.73	1.296	09:50:17.910
9 -	23.376	108.0	43.006	117.5	41.721	89.2	1:48.103	82.83	1.166	09:52:06.013
10 -	23.267	110.3	42.902	117.1	41.697	89.1	1:47.866	83.01	0.929	09:53:53.879
11 -	23.912	105.1	<b>42.444</b>	<b>119.4</b>	42.507	87.3	1:48.863	82.25	1.926	09:55:42.742
12 -	23.678	108.5	42.714	118.1	41.464	88.6	1:47.856 <b>(3)</b>	83.02	0.919	09:57:30.598
<b>13 -</b>	<b>22.948</b>	<b>112.2</b>	42.585	118.7	<b>41.404</b>	<b>89.6</b>	<b>1:46.937 (1)</b>	<b>83.73</b>		<b>09:59:17.535</b>
14 -	23.158	110.5	42.760	118.3	41.558	89.1	1:47.476 <b>(2)</b>	83.31	0.539	10:01:05.011

P22	65	Josh OWENS				Honda - JPL / George Roberts				
LAP	SECTOR 1		SECTOR 2		SECTOR 3		LAP TIME	MPH	DIFF	TIME OF DAY
1 -	OUTLAP	93.0	47.367	114.9	44.276	86.3				09:37:04.230
2 -	23.901	103.7	44.414	114.9	43.254	86.3	1:51.569	80.25	4.626	09:38:55.799
3 -	23.918	101.0	43.660	115.3	42.485	85.5	1:50.063	81.35	3.120	09:40:45.862
4 -	23.187	110.0	43.502	114.3	42.866	88.0	1:49.555	81.73	2.612	09:42:35.417
5 -	<b>22.967</b>	<b>113.9</b>	42.489	<b>118.1</b>	42.665	87.5	1:48.121 <b>(2)</b>	82.81	1.178	09:44:23.538
6 -	23.061	105.5	43.586	114.3	41.722	87.9	1:48.369	82.62	1.426	09:46:11.907
7 -	23.972	95.8	43.242	115.1	IN PIT		1:50.918	<b>P</b> 80.73	3.975	09:48:02.825
8 -	OUTLAP	104.6	43.111	114.7	<b>41.247</b>	<b>88.5</b>	2:39.958	55.98	53.015	09:50:42.783
<b>9 -</b>	22.972	111.1	<b>42.436</b>	113.3	41.535	86.8	<b>1:46.943 (1)</b>	<b>83.73</b>		<b>09:52:29.726</b>
10 -	23.277	111.6	43.189	111.2	41.683	86.9	1:48.149 <b>(3)</b>	82.79	1.206	09:54:17.875
11 -	23.865	104.8	43.629	104.3	IN PIT		1:50.757	<b>P</b> 80.84	3.814	09:56:08.632
12 -	OUTLAP	87.9	44.274	114.7	42.234	85.5	4:30.460	33.10	2:43.517	10:00:39.092

P23	77	Jason VERNON				Honda - SGR Racing				
LAP	SECTOR 1		SECTOR 2		SECTOR 3		LAP TIME	MPH	DIFF	TIME OF DAY
1 -	OUTLAP	80.6	48.189	113.7	44.263	86.1				09:37:11.448
2 -	24.376	95.3	44.630	114.7	43.149	86.9	1:52.155	79.84	4.470	09:39:03.603
3 -	24.082	98.6	43.457	<b>116.3</b>	42.451	87.5	1:49.990	81.41	2.305	09:40:53.593
4 -	23.983	100.0	43.898	115.1	42.598	87.4	1:50.479	81.05	2.794	09:42:44.072
5 -	23.909	100.9	43.643	115.5	42.423	86.9	1:49.975	81.42	2.290	09:44:34.047
6 -	23.680	101.2	43.470	115.3	42.745	<b>87.7</b>	1:49.895	81.48	2.210	09:46:23.942
7 -	23.640	<b>106.8</b>	43.035	115.5	IN PIT		1:52.709	<b>P</b> 79.44	5.024	09:48:16.651
8 -	OUTLAP	94.9	45.359	113.5	42.918	87.0	5:53.189	25.35	4:05.504	09:54:09.840
9 -	23.931	103.2	44.004	114.5	42.401	84.1	1:50.336	81.15	2.651	09:56:00.176
10 -	23.660	105.6	43.474	114.7	41.928	85.5	1:49.062 <b>(2)</b>	82.10	1.377	09:57:49.238
11 -	23.523	103.4	43.240	114.9	42.697	83.4	1:49.460 <b>(3)</b>	81.80	1.775	09:59:38.698
<b>12 -</b>	<b>23.453</b>	104.6	<b>42.871</b>	<b>116.3</b>	<b>41.361</b>	86.3	<b>1:47.685 (1)</b>	<b>83.15</b>		<b>10:01:26.383</b>

P24	11	Joseph THOMAS				Honda - Moto UK Racing				
LAP	SECTOR 1		SECTOR 2		SECTOR 3		LAP TIME	MPH	DIFF	TIME OF DAY
1 -		92.5	46.875	115.3	45.532	87.6				09:36:58.562
2 -	24.383	94.5	47.329	115.9	45.049	87.3	1:56.761	76.69	9.024	09:38:55.323
3 -	24.168	96.5	45.087	118.5	42.652	88.8	1:51.907	80.01	4.170	09:40:47.230
4 -	23.652	97.8	44.596	<b>118.9</b>	42.762	88.1	1:51.010	80.66	3.273	09:42:38.240
5 -	23.631	102.4	44.856	117.5	43.151	88.3	1:51.638	80.20	3.901	09:44:29.878
6 -	23.462	100.6	44.080	116.7	42.464	88.8	1:50.006	81.39	2.269	09:46:19.884
7 -	23.535	98.1	43.854	116.1	IN PIT		1:53.415	<b>P</b> 78.95	5.678	09:48:13.299
8 -	OUTLAP	86.9	45.426	114.9	41.906	<b>89.3</b>	2:51.680	52.15	1:03.943	09:51:04.979
9 -	23.033	105.3	45.485	116.1	41.974	88.6	1:50.492	81.04	2.755	09:52:55.471
10 -	23.215	105.1	44.195	115.9	41.941	88.6	1:49.351	81.88	1.614	09:54:44.822
11 -	23.027	106.0	43.697	116.1	41.814	88.0	1:48.538 <b>(3)</b>	82.50	0.801	09:56:33.360
12 -	23.088	107.2	43.551	116.5	<b>41.347</b>	88.8	1:47.986 <b>(2)</b>	82.92	0.249	09:58:21.346

Donington Park GP  
 Circuit Length = 2.4873 miles  
 Start: 09:35 Flag 10:00 End: 10:02

Weather / Track : Bright / Dry

# MCRCB BULLETIN TK079

## 2013 MCE British Superbike Championship - Round 9

## 2013 Monster Energy British Motostar Championship

### QUALIFYING 1 - SECTOR ANALYSIS

SECTOR 1 = FL to I1, SECTOR 2 = I1 to I2, SECTOR 3 = I2 to FL, DIFF = Difference To Personal Best Lap

13 - **23.009** **108.2** **43.367** 115.7 41.361 88.2 **1:47.737 (1)** **83.11** **10:00:09.083**

<b>P25 43</b>		<b>Arnie SHELTON</b>		Honda - e3 motorsport				
LAP	SECTOR 1	SECTOR 2	SECTOR 3	LAP TIME	MPH	DIFF	TIME OF DAY	
1 -	OUTLAP	86.7	49.310	114.5	46.313	84.3	09:38:43.952	
2 -	24.321	100.1	45.233	116.5	IN PIT	1:51.544 <b>P</b>	80.27 3.703 09:40:35.496	
3 -	OUTLAP	91.0	47.303	89.2	IN PIT	6:04.948 <b>P</b>	24.53 4:17.107 09:46:40.444	
4 -	OUTLAP	96.8	45.216	117.3	IN PIT	3:05.393 <b>P</b>	48.29 1:17.552 09:49:45.837	
5 -	OUTLAP	96.4	44.903	115.3	44.585	87.5	2:15.475 09:53:49.153	
6 -	23.714	105.6	44.110	116.5	42.508	85.6	1:50.332 81.15 2.491 09:55:39.485	
7 -	23.605	106.8	43.358	<b>119.1</b>	41.723	85.5	1:48.686 <b>(2)</b> 82.38 0.845 09:57:28.171	
8 -	23.166	<b>108.4</b>	<b>43.270</b>	118.3	42.306	85.8	1:48.742 <b>(3)</b> 82.34 0.901 09:59:16.913	
9 -	<b>23.065</b>	108.0	43.355	117.7	<b>41.421</b>	<b>88.2</b>	<b>1:47.841 (1)</b> <b>83.03</b> <b>10:01:04.754</b>	

<b>P26 69</b>		<b>Ryan BRAIN</b>		KTM - Cresswell Racing				
LAP	SECTOR 1	SECTOR 2	SECTOR 3	LAP TIME	MPH	DIFF	TIME OF DAY	
1 -	OUTLAP	92.6	45.696	<b>112.2</b>	43.866	87.6	09:37:17.117	
2 -	23.909	102.4	44.001	110.1	42.719	88.0	1:50.629 80.94 2.109 09:39:07.746	
3 -	24.208	101.5	43.922	111.4	42.318	88.2	1:50.448 81.07 1.928 09:40:58.194	
4 -	23.960	104.0	43.688	110.0	42.713	87.9	1:50.361 81.13 1.841 09:42:48.555	
5 -	23.808	104.0	43.523	109.6	41.958	86.4	1:49.289 <b>(3)</b> 81.93 0.769 09:44:37.844	
6 -	23.890	101.0	43.658	110.3	42.013	<b>88.3</b>	1:49.561 81.73 1.041 09:46:27.405	
7 -	<b>23.507</b>	105.3	43.456	110.1	43.079	87.5	1:50.042 81.37 1.522 09:48:17.447	
8 -	23.777	107.2	<b>42.926</b>	110.0	42.444	87.9	1:49.147 <b>(2)</b> 82.04 0.627 09:50:06.594	
9 -	23.633	105.1	43.243	111.6	<b>41.644</b>	88.1	<b>1:48.520 (1)</b> <b>82.51</b> <b>09:51:55.114</b>	
10 -	23.803	<b>108.7</b>	44.330	110.7	42.715	87.3	1:50.848 80.78 2.328 09:53:45.962	
11 -	23.736	<b>108.7</b>	43.757	108.2	42.769	85.5	1:50.262 81.21 1.742 09:55:36.224	
12 -	23.846	106.1	44.716	106.0	IN PIT	1:52.752 <b>P</b>	79.41 4.232 09:57:28.976	
13 -	OUTLAP	101.5	45.026	107.7	42.431	87.4	2:59.200 49.96 1:10.680 10:00:28.176	

<b>P27 64</b>		<b>Asher DURHAM</b>		Honda - Brindley Machinery / RFID Protect				
LAP	SECTOR 1	SECTOR 2	SECTOR 3	LAP TIME	MPH	DIFF	TIME OF DAY	
1 -	OUTLAP	90.3	46.947	119.1	47.099	89.2	09:37:03.149	
2 -	24.700	98.2	45.492	119.4	43.945	89.8	1:54.137 78.45 5.563 09:38:57.286	
3 -	23.772	104.5	44.058	116.9	43.230	<b>90.2</b>	1:51.060 80.62 2.486 09:40:48.346	
4 -	23.421	104.6	43.495	<b>120.0</b>	43.846	89.9	1:50.762 80.84 2.188 09:42:39.108	
5 -	23.497	<b>105.8</b>	43.549	118.7	43.112	89.4	1:50.158 81.28 1.584 09:44:29.266	
6 -	23.681	100.1	43.490	118.1	42.745	89.9	1:49.916 81.46 1.342 09:46:19.182	
7 -	24.016	100.6	44.501	116.9	IN PIT	1:52.664 <b>P</b>	79.47 4.090 09:48:11.846	
8 -	OUTLAP	101.2	45.031	117.7	42.806	89.2	6:27.909 23.08 4:39.335 09:54:39.755	
9 -	23.962	105.0	43.421	117.5	42.215	89.6	1:49.598 <b>(3)</b> 81.70 1.024 09:56:29.353	
10 -	23.597	104.3	<b>42.800</b>	117.9	<b>42.190</b>	89.8	1:48.587 <b>(2)</b> 82.46 0.013 09:58:17.940	
11 -	<b>23.332</b>	104.2	42.811	117.7	42.431	88.7	<b>1:48.574 (1)</b> <b>82.47</b> <b>10:00:06.514</b>	

<b>P28 79 M3</b>		<b>Chris TAYLOR</b>		Honda - Elevator Bridle & Saddle Co / Coventry Ducati				
LAP	SECTOR 1	SECTOR 2	SECTOR 3	LAP TIME	MPH	DIFF	TIME OF DAY	
1 -	OUTLAP	86.4	48.002	115.3	46.096	88.7	09:40:38.468	
2 -	24.040	101.8	44.748	117.1	43.853	88.8	1:52.641 79.49 3.918 09:42:31.109	
3 -	23.759	102.6	44.344	117.5	42.461	89.2	1:50.564 80.98 1.841 09:44:21.673	
4 -	23.642	101.0	45.124	<b>120.0</b>	IN PIT	1:53.023 <b>P</b>	79.22 4.300 09:46:14.696	
5 -	OUTLAP	88.8	44.858	117.1	43.449	<b>89.4</b>	2:51.661 52.16 1:02.938 09:49:06.357	
6 -	24.149	96.9	43.623	117.1	42.808	88.9	1:50.580 80.97 1.857 09:50:56.937	
7 -	23.873	101.0	43.512	118.3	41.955	88.7	1:49.340 <b>(3)</b> 81.89 0.617 09:52:46.277	
8 -	<b>23.316</b>	102.7	43.686	117.7	<b>41.721</b>	<b>89.4</b>	<b>1:48.723 (1)</b> <b>82.36</b> <b>09:54:35.000</b>	
9 -	23.969	96.8	43.678	117.3	42.207	88.2	1:49.854 81.51 1.131 09:56:24.854	
10 -	23.685	<b>103.0</b>	43.903	115.9	42.800	88.8	1:50.388 81.11 1.665 09:58:15.242	
11 -	23.653	102.2	<b>43.439</b>	117.1	42.056	88.5	1:49.148 <b>(2)</b> 82.03 0.425 10:00:04.390	

Weather / Track : Bright / Dry

Donington Park GP

Circuit Length = 2.4873 miles

Start: 09:35 Flag 10:00 End: 10:02

# MCRCB BULLETIN TK079

## 2013 MCE British Superbike Championship - Round 9

## 2013 Monster Energy British Motostar Championship

### QUALIFYING 1 - SECTOR ANALYSIS

SECTOR 1 = FL to I1, SECTOR 2 = I1 to I2, SECTOR 3 = I2 to FL, DIFF = Difference To Personal Best Lap

P29		90		Greg GREENWOOD		Luyten Honda - FPW Racing			
LAP		SECTOR 1	SECTOR 2	SECTOR 3	LAP TIME	MPH	DIFF	TIME OF DAY	
1 -	OUTLAP	89.2	46.316	115.7	46.948	80.6		09:37:00.681	
2 -	24.248	101.9	45.371	114.9	44.503	85.6	1:54.122	78.46 4.633 09:38:54.803	
3 -	23.858	101.9	43.677	116.9	43.775	83.2	1:51.310	80.44 1.821 09:40:46.113	
4 -	24.054	101.8	43.404	<b>117.9</b>	43.275	85.8	1:50.733	80.86 1.244 09:42:36.846	
5 -	23.650	105.5	43.459	116.5	48.824	80.9	1:55.933	77.23 6.444 09:44:32.779	
6 -	24.130	97.9	43.906	116.3	<b>42.396</b>	88.2	1:50.432 (3)	81.08 0.943 09:46:23.211	
7 -	23.593	106.0	<b>43.041</b>	115.7	43.371	88.5	1:50.005 (2)	81.40 0.516 09:48:13.216	
8 -	23.475	103.5	43.104	115.3	42.910	88.3	<b>1:49.489 (1)</b>	<b>81.78</b> 09:50:02.705	
9 -	23.680	<b>109.2</b>	43.584	116.7	43.235	<b>88.6</b>	1:50.499	81.03 1.010 09:51:53.204	
10 -	<b>23.164</b>	106.5	43.413	113.9	43.874	82.7	1:50.451	81.07 0.962 09:53:43.655	
11 -	24.548	102.1	46.047	106.6	IN PIT		1:55.174 P	77.74 5.685 09:55:38.829	

P30		4		Louis VALLELEY		Honda - Cresswell Racing			
LAP		SECTOR 1	SECTOR 2	SECTOR 3	LAP TIME	MPH	DIFF	TIME OF DAY	
1 -	OUTLAP	88.6	47.124	112.5	44.183	86.1		09:37:36.427	
2 -	24.574	99.8	48.279	108.5	IN PIT		2:00.264 P	74.45 10.336 09:39:36.691	
3 -	OUTLAP	94.5	46.255	111.8	44.451	87.5	3:26.785	43.30 1:36.857 09:43:03.476	
4 -	24.048	102.4	46.465	112.5	IN PIT		1:54.830 P	77.98 4.902 09:44:58.306	
5 -	OUTLAP	102.9	45.075	<b>114.5</b>	43.135	<b>88.2</b>	2:43.744	54.68 53.816 09:47:42.050	
6 -	23.637	105.3	47.294	112.7	43.206	88.0	1:54.137 (3)	78.45 4.209 09:49:36.187	
7 -	<b>23.279</b>	<b>109.6</b>	43.957	112.7	42.846	87.7	1:50.082 (2)	81.34 0.154 09:51:26.269	
8 -	23.557	108.0	44.113	113.1	<b>42.258</b>	87.9	<b>1:49.928 (1)</b>	<b>81.45</b> 09:53:16.197	

P31		18		Paul DOBB		Honda - PDR			
LAP		SECTOR 1	SECTOR 2	SECTOR 3	LAP TIME	MPH	DIFF	TIME OF DAY	
1 -	OUTLAP	81.4	49.410	110.9	48.800	84.2		09:38:00.155	
2 -	25.603	91.9	46.702	113.3	44.936	85.4	1:57.241	76.37 7.015 09:39:57.396	
3 -	24.815	96.4	45.851	113.5	45.529	84.6	1:56.195	77.06 5.969 09:41:53.591	
4 -	24.571	99.2	45.674	113.5	44.940	85.5	1:55.185	77.73 4.959 09:43:48.776	
5 -	25.123	98.9	46.633	112.9	44.485	85.5	1:56.241	77.03 6.015 09:45:45.017	
6 -	24.322	100.4	45.376	<b>115.5</b>	44.047	86.2	1:53.745	78.72 3.519 09:47:38.762	
7 -	24.128	100.9	44.317	113.7	43.287	86.7	1:51.732	80.14 1.506 09:49:30.494	
8 -	24.252	102.2	44.257	113.5	43.264	85.0	1:51.773	80.11 1.547 09:51:22.267	
9 -	23.956	101.3	<b>43.553</b>	114.5	43.180	86.2	1:50.689 (2)	80.89 0.463 09:53:12.956	
10 -	24.256	98.6	44.845	112.7	43.487	<b>87.0</b>	1:52.588	79.53 2.362 09:55:05.544	
11 -	23.810	<b>102.4</b>	44.037	114.5	43.430	86.3	1:51.277 (3)	80.46 1.051 09:56:56.821	
12 -	<b>23.804</b>	100.3	43.721	114.9	<b>42.701</b>	86.0	<b>1:50.226 (1)</b>	<b>81.23</b> 09:58:47.047	

P32		7		Jamie ASHBY		Honda - JPA Racing			
LAP		SECTOR 1	SECTOR 2	SECTOR 3	LAP TIME	MPH	DIFF	TIME OF DAY	
1 -	OUTLAP	75.5	52.185	112.2	50.088	80.5		09:38:17.021	
2 -	26.808	83.8	47.969	116.5	46.750	84.6	2:01.527	73.68 8.679 09:40:18.548	
3 -	25.754	88.6	47.465	116.1	46.032	85.9	1:59.251	75.08 6.403 09:42:17.799	
4 -	25.435	89.9	46.344	116.5	45.340	86.0	1:57.119	76.45 4.271 09:44:14.918	
5 -	25.150	92.1	45.958	116.3	44.890	86.4	1:55.998	77.19 3.150 09:46:10.916	
6 -	24.831	95.5	45.294	<b>116.9</b>	44.913	82.5	1:55.038	77.83 2.190 09:48:05.954	
7 -	24.623	97.6	45.062	115.7	44.280	<b>87.4</b>	1:53.965	78.57 1.117 09:49:59.919	
8 -	24.755	98.5	44.996	116.1	44.208	86.0	1:53.959	78.57 1.111 09:51:53.878	
9 -	24.416	96.8	44.575	116.1	44.285	87.3	1:53.276 (3)	79.04 0.428 09:53:47.154	
10 -	24.829	96.5	45.121	116.5	45.124	83.0	1:55.074	77.81 2.226 09:55:42.228	
11 -	24.824	97.9	<b>44.319</b>	116.7	44.368	86.7	1:53.511	78.88 0.663 09:57:35.739	
12 -	24.457	<b>99.2</b>	44.575	115.7	44.086	86.1	1:53.118 (2)	79.16 0.270 09:59:28.857	
13 -	<b>24.361</b>	97.5	44.472	116.3	<b>44.015</b>	86.7	<b>1:52.848 (1)</b>	<b>79.34</b> 10:01:21.705	

Weather / Track : Bright / Dry

Donington Park GP  
Circuit Length = 2.4873 miles  
Start: 09:35 Flag 10:00 End: 10:02

**MCRCB BULLETIN TK080****2013 MCE British Superbike Championship - Round 9****2013 Monster Energy British Motostar Championship****QUALIFYING 1 - BEST SPEEDS**

POS	SECTOR 1			SECTOR 2			FINISH LINE		
	NO	NAME	MPH	NO	NAME	MPH	NO	NAME	MPH
1	67	Andy REID	122.4	66	Joe IRVING	124.5	95	Tarran MACKENZIE	94.5
2	10	Peter SUTHERLAND	120.2	95	Tarran MACKENZIE	124.2	66	Joe IRVING	93.3
3	12	Edward RENDELL	119.6	67	Andy REID	122.4	34	Jordan WEAVING	93.2
4	17	Tom CARNE	118.7	3	Taz TAYLOR	122.0	67	Andy REID	92.5
5	34	Jordan WEAVING	118.7	17	Tom CARNE	121.3	3	Taz TAYLOR	92.4
6	35	Elliot LODGE	118.3	24	Daniel COSTILLA	120.9	22	Stephanie WADDELOW	92.1
7	42	James HOBSON	118.1	41	Milo WARD	120.9	42	James HOBSON	91.8
8	66	Joe IRVING	117.3	40	Joe FRANCIS	120.6	17	Tom CARNE	91.7
9	40	Joe FRANCIS	116.9	42	James HOBSON	120.6	24	Daniel COSTILLA	91.7
10	72	Ricky TARREN	114.9	64	Asher DURHAM	120.0	44	Jake BAYFORD	91.3
11	95	Tarran MACKENZIE	114.1	79	Chris TAYLOR	120.0	12	Edward RENDELL	90.8
12	65	Josh OWENS	113.9	80	Callum BEY	120.0	35	Elliot LODGE	90.8
13	2	Tom BOOTH-AMOS	113.1	12	Edward RENDELL	119.4	10	Peter SUTHERLAND	90.4
14	41	Milo WARD	112.9	13	Sam BURMAN	119.4	40	Joe FRANCIS	90.3
15	13	Sam BURMAN	112.2	34	Jordan WEAVING	119.4	64	Asher DURHAM	90.2
16	36	Jayson URIBE	111.6	43	Arnie SHELTON	119.1	13	Sam BURMAN	89.6
17	44	Jake BAYFORD	111.6	11	Joseph THOMAS	118.9	80	Callum BEY	89.6
18	24	Daniel COSTILLA	111.4	44	Jake BAYFORD	118.9	79	Chris TAYLOR	89.4
19	3	Taz TAYLOR	111.1	82	Jon VINCENT	118.7	11	Joseph THOMAS	89.3
20	82	Jon VINCENT	110.3	10	Peter SUTHERLAND	118.5	82	Jon VINCENT	88.9
21	4	Louis VALLELEY	109.6	22	Stephanie WADDELOW	118.3	41	Milo WARD	88.8
22	80	Callum BEY	109.4	65	Josh OWENS	118.1	90	Greg GREENWOOD	88.6
23	90	Greg GREENWOOD	109.2	90	Greg GREENWOOD	117.9	65	Josh OWENS	88.5
24	69	Ryan BRAIN	108.7	7	Jamie ASHBY	116.9	69	Ryan BRAIN	88.3
25	43	Arnie SHELTON	108.4	35	Elliot LODGE	116.5	4	Louis VALLELEY	88.2
26	11	Joseph THOMAS	108.2	77	Jason VERNON	116.3	43	Arnie SHELTON	88.2
27	22	Stephanie WADDELOW	106.8	18	Paul DOBB	115.5	36	Jayson URIBE	88.1
28	77	Jason VERNON	106.8	72	Ricky TARREN	114.9	77	Jason VERNON	87.7
29	64	Asher DURHAM	105.8	36	Jayson URIBE	114.7	7	Jamie ASHBY	87.4
30	79	Chris TAYLOR	103.0	4	Louis VALLELEY	114.5	18	Paul DOBB	87.0
31	18	Paul DOBB	102.4	69	Ryan BRAIN	112.2	72	Ricky TARREN	86.7
32	7	Jamie ASHBY	99.2	2	Tom BOOTH-AMOS	108.5	2	Tom BOOTH-AMOS	86.6

Weather / Track : Bright / Dry

Donington Park GP

Circuit Length = 2.4873 miles

Start: 09:35 Flag 10:00 End: 10:02

Results can be found at [www.tsl-timing.com](http://www.tsl-timing.com)

Printed - 10:04 Saturday, 07 September 2013

# MCRCB BULLETIN TK081

## 2013 MCE British Superbike Championship - Round 9

### 2013 Monster Energy British Motostar Championship

#### QUALIFYING 1 - BEST SECTORS

SECTOR 1			SECTOR 2			SECTOR 3			IDEAL / BEST COMPARISON						
POS	NO	NAME	TIME	NO	NAME	TIME	NO	NAME	TIME	POS	NO	NAME	IDEAL	BEST	DIFF
1	67	REID	21.702	95	MACKENZIE	40.365	95	MACKENZIE	38.922				<b>PERFECT LAP</b>	<b>1:40.989</b>	
2	95	MACKENZIE	21.846	66	IRVING	40.588	66	IRVING	38.966	1	95	MACKENZIE	1:41.133	1:41.313	0.180
3	66	IRVING	21.913	67	REID	40.648	34	WEAVING	39.207	2	66	IRVING	1:41.467	1:41.760	0.293
4	34	WEAVING	21.914	34	WEAVING	40.707	67	REID	39.279	3	67	REID	1:41.629	1:41.946	0.317
5	40	FRANCIS	22.125	17	CARNE	40.981	40	FRANCIS	39.309	4	34	WEAVING	1:41.828	1:41.828	0.000
6	17	CARNE	22.151	40	FRANCIS	41.004	10	SUTHERLAND	39.382	5	40	FRANCIS	1:42.438	1:42.835	0.397
7	12	RENDELL	22.349	12	RENDELL	41.145	12	RENDELL	39.442	6	12	RENDELL	1:42.936	1:43.366	0.430
8	10	SUTHERLAND	22.359	10	SUTHERLAND	41.389	35	LODGE	39.822	7	17	CARNE	1:43.003	1:43.169	0.166
9	80	BEY	22.577	41	WARD	41.617	17	CARNE	39.871	8	10	SUTHERLAND	1:43.130	1:43.927	0.797
10	3	TAYLOR	22.646	42	HOBSON	41.859	41	WARD	40.299	9	35	LODGE	1:44.530	1:44.551	0.021
11	44	BAYFORD	22.669	35	LODGE	41.916	3	TAYLOR	40.378	10	41	WARD	1:44.786	1:45.399	0.613
12	42	HOBSON	22.739	80	BEY	41.940	80	BEY	40.542	11	80	BEY	1:45.059	1:45.198	0.139
13	35	LODGE	22.792	24	COSTILLA	42.051	36	URIBE	40.570	12	3	TAYLOR	1:45.260	1:46.321	1.061
14	41	WARD	22.870	22	WADDELOW	42.148	44	BAYFORD	40.694	13	42	HOBSON	1:45.624	1:45.675	0.051
15	22	WADDELOW	22.919	72	TARREN	42.198	82	VINCENT	40.962	14	44	BAYFORD	1:45.685	1:46.563	0.878
16	24	COSTILLA	22.942	3	TAYLOR	42.236	2	BOOTH-AMOS	40.967	15	36	URIBE	1:45.974	1:46.333	0.359
17	13	BURMAN	22.948	36	URIBE	42.317	42	HOBSON	41.026	16	22	WADDELOW	1:46.349	1:46.813	0.464
18	65	OWENS	22.967	44	BAYFORD	42.322	72	TARREN	41.088	17	72	TARREN	1:46.544	1:46.739	0.195
19	11	THOMAS	23.009	65	OWENS	42.436	65	OWENS	41.247	18	65	OWENS	1:46.650	1:46.943	0.293
20	43	SHELTON	23.065	13	BURMAN	42.444	22	WADDELOW	41.282	19	82	VINCENT	1:46.751	1:46.927	0.176
21	36	URIBE	23.087	82	VINCENT	42.651	11	THOMAS	41.347	20	24	COSTILLA	1:46.766	1:46.808	0.042
22	82	VINCENT	23.138	2	BOOTH-AMOS	42.694	77	VERNON	41.361	21	13	BURMAN	1:46.796	1:46.937	0.141
23	2	BOOTH-AMOS	23.139	64	DURHAM	42.800	13	BURMAN	41.404	22	2	BOOTH-AMOS	1:46.800	1:46.836	0.036
24	90	GREENWOOD	23.164	77	VERNON	42.871	43	SHELTON	41.421	23	77	VERNON	1:47.685	1:47.685	0.000
25	72	TARREN	23.258	69	BRAIN	42.926	69	BRAIN	41.644	24	11	THOMAS	1:47.723	1:47.737	0.014
26	4	VALLELEY	23.279	90	GREENWOOD	43.041	79	TAYLOR	41.721	25	43	SHELTON	1:47.756	1:47.841	0.085
27	79	TAYLOR	23.316	43	SHELTON	43.270	24	COSTILLA	41.773	26	69	BRAIN	1:48.077	1:48.520	0.443
28	64	DURHAM	23.332	11	THOMAS	43.367	64	DURHAM	42.190	27	64	DURHAM	1:48.322	1:48.574	0.252
29	77	VERNON	23.453	79	TAYLOR	43.439	4	VALLELEY	42.258	28	79	TAYLOR	1:48.476	1:48.723	0.247
30	69	BRAIN	23.507	18	DOBB	43.553	90	GREENWOOD	42.396	29	90	GREENWOOD	1:48.601	1:49.489	0.888
31	18	DOBB	23.804	4	VALLELEY	43.859	18	DOBB	42.701	30	4	VALLELEY	1:49.396	1:49.928	0.532
32	7	ASHBY	24.361	7	ASHBY	44.319	7	ASHBY	44.015	31	18	DOBB	1:50.058	1:50.226	0.168
										32	7	ASHBY	1:52.695	1:52.848	0.153

Weather / Track : Bright / Dry

Donington Park GP

Circuit Length = 2.4873 miles

Start: 09:35 Flag 10:00 End: 10:02

Results can be found at [www.tsl-timing.com](http://www.tsl-timing.com)

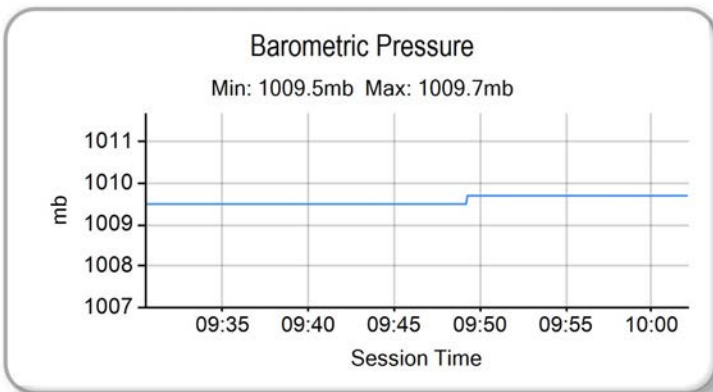
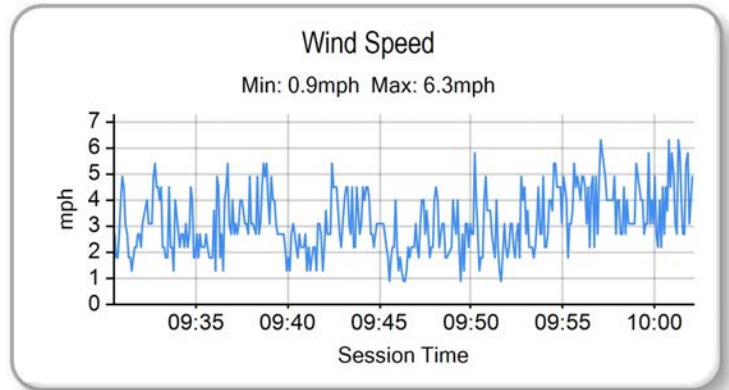
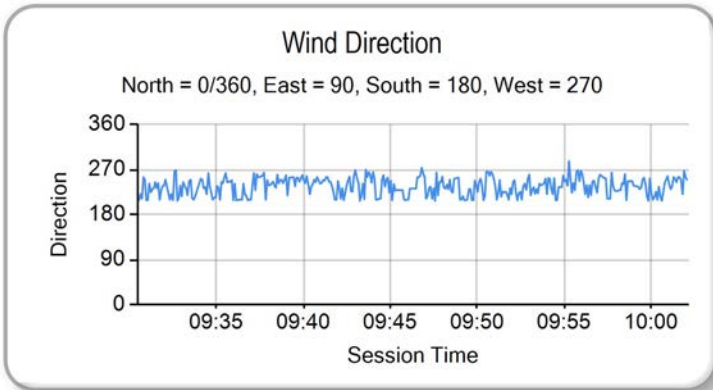
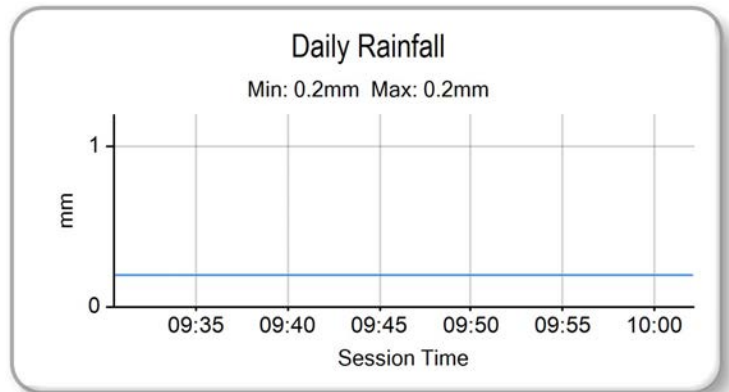
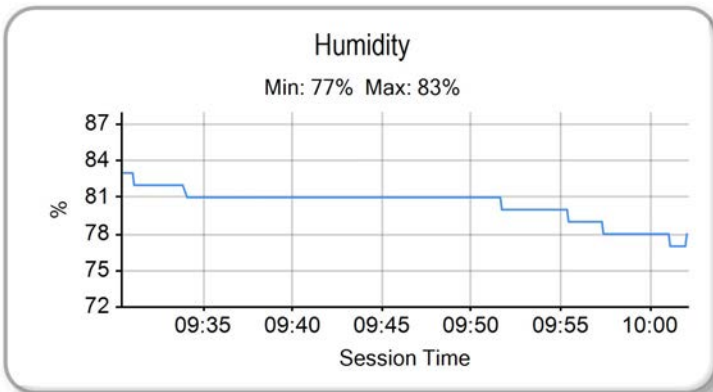
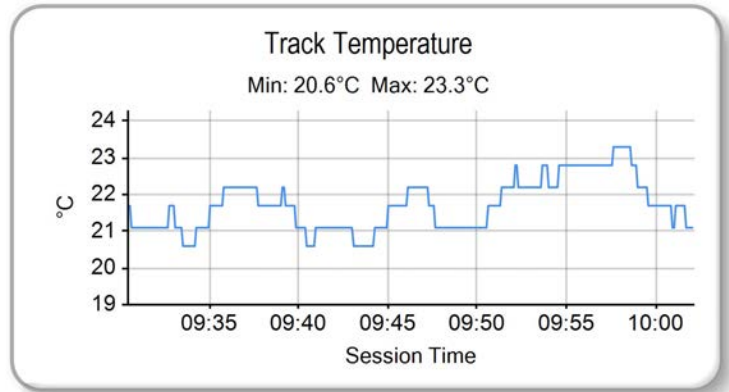
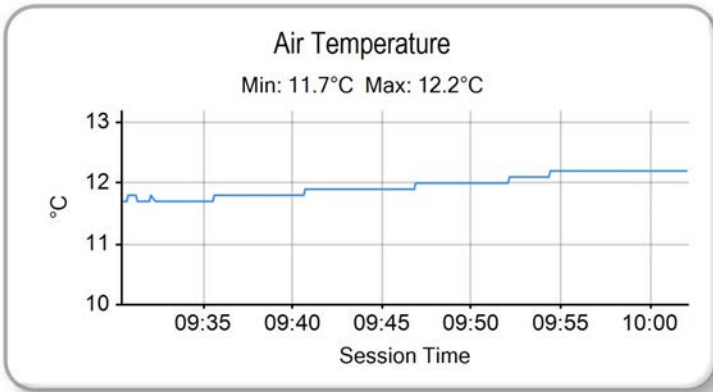
Printed - 10:04 Saturday, 07 September 2013

# MCRCB BULLETIN TK082

## 2013 MCE British Superbike Championship - Round 9

## 2013 Monster Energy British Motostar Championship

### QUALIFYING 1 - WEATHER CONDITIONS



Weather / Track : Bright / Dry

Donington Park GP  
Circuit Length = 2.4873 miles  
Start: 09:35 Flag 10:00 End: 10:02

Results can be found at [www.tsl-timing.com](http://www.tsl-timing.com)

Printed - 10:05 Saturday, 07 September 2013

## QUALIFYING 2 - COMBINED CLASSIFICATION



POS	NO	CL	PIC NAME	ENTRY	FIRST		SECOND		GAP	DIFF
					TIME	LAPS	TIME	LAPS		
1	67		1 Andy REID	Honda - RS Racing	1:41.946	13	1:39.658	14		
2	66	M3	1 Joe IRVING	KTM - RS Racing / The Toad and Tatle Pub	1:41.760	14	1:39.904	15	0.246	0.246
3	40	M3	2 Joe FRANCIS	Honda - Team WD40	1:42.835	9	1:39.995	13	0.337	0.091
4	95	M3	3 Tarran MACKENZIE	KTM - Redline KTM	1:41.313	14	1:40.000	15	0.342	0.005
5	34	M3	4 Jordan WEAVING	KTM - Jordan Racing / Burkert	1:41.828	14	1:40.635	6	0.977	0.635
6	12		2 Edward RENDELL	Honda - Banks Racing	1:43.366	15	1:41.578	14	1.920	0.943
7	17		3 Tom CARNE	Honda - TC Racing / SP125 racing	1:43.169	14	1:41.978	13	2.320	0.400
8	10		4 Peter SUTHERLAND	Aprilia - Kinpac Racing / Floorcoat UK	1:43.927	12	1:42.326	12	2.668	0.348
9	80		5 Callum BEY	Honda - RCD Motorsport	1:45.198	12	1:42.356	15	2.698	0.030
10	3		6 Taz TAYLOR	Luyten Honda - FPW Racing	1:46.321	12	1:42.998	13	3.340	0.642
11	42	M3	5 James HOBSON	Honda - Two 4 Motorsport	1:45.675	11	1:43.529	14	3.871	0.531
12	35		7 Elliot LODGE	Honda - SP125 / SpikeRacing	1:44.551	11	1:43.672	13	4.014	0.143
13	24		8 Daniel COSTILLA	Honda - Repli-Cast UK	1:46.808	13	1:44.152	13	4.494	0.480
14	22		9 Stephanie WADDELOW	Honda - SP125 / Flossy Racing	1:46.813	10	1:44.344	14	4.686	0.192
15	43		10 Arnie SHELTON	Honda - e3 motorsport	1:47.841	9	1:44.441	10	4.783	0.097
16	44		11 Jake BAYFORD	Honda - j4ke.com	1:46.563	12	1:44.495	14	4.837	0.054
17	11		12 Joseph THOMAS	Honda - Moto UK Racing	1:47.737	13	1:44.549	14	4.891	0.054
18	41		13 Milo WARD	Luyten Honda - FPW Racing	1:45.399	14	1:45.005	11	5.347	0.456
19	64		14 Asher DURHAM	Honda - Brindley Machinery / RFID Protect	1:48.574	11	1:45.203	13	5.545	0.198
20	2	M3	6 Tom BOOTH-AMOS	BMS PreM3 - FAB Racing	1:46.836	13	1:45.381	10	5.723	0.178
21	13	M3	7 Sam BURMAN	Honda - WNT / Burman Racing	1:46.937	14	1:45.386	14	5.728	0.005
22	65		15 Josh OWENS	Honda - JPL / George Roberts	1:46.943	12	1:46.084	14	6.426	0.698
23	77		16 Jason VERNON	Honda - SGR Racing	1:47.685	12	1:46.151	13	6.493	0.067
24	36		17 Jayson URIBE	Honda - Rock and Sons Racing	1:46.333	14	1:46.911	5	6.675	0.182
25	79	M3	8 Chris TAYLOR	Honda - Elevator Bridle & Saddle Co / Coventry Ducati	1:48.723	11	1:46.367	14	6.709	0.034
26	69		18 Ryan BRAIN	Honda - Cresswell Racing	1:48.520	13	1:46.599	14	6.941	0.232
27	72		19 Ricky TARREN	Honda - Cresswell Racing	1:46.739	12		1	7.081	0.140
28	82		20 Jon VINCENT	Honda - Molly / JVR Racing	1:46.927	5		1	7.269	0.188
29	90		21 Greg GREENWOOD	Luyten Honda - FPW Racing	1:49.489	11	1:47.352	14	7.694	0.425
30	4		22 Louis VALLELEY	Honda - Cresswell Racing	1:49.928	8	1:48.622	14	8.964	1.270
31	7		23 Jamie ASHBY	Honda - JPA Racing	1:52.848	13	1:49.765	13	10.107	1.143
32	18		24 Paul DOBB	Honda - PDR	1:50.226	12		0	10.568	0.461

Weather / Track : Cloudy / Dry

These results are provisional until the conclusion of any judicial and technical matters.

Donington Park GP

Circuit Length = 2.4873 miles

Start: 13:55 Flag 14:20 End: 14:22

Race Director :

Stewards :

Timekeeper :

Results can be found at [www.britishsuperbike.com](http://www.britishsuperbike.com)

Printed - 14:33 Saturday, 07 September 2013



## QUALIFYING 2 - CLASSIFICATION



POS	NO	CL	PIC NAME	ENTRY	TIME	ON	LAPS	GAP	DIFF	MPH
1	67		1 Andy REID	Honda - RS Racing	1:39.658	12	14			89.85
2	66	M3	1 Joe IRVING	KTM - RS Racing / The Toad and Tatie Pub	1:39.904	8	15	0.246	0.246	89.63
3	40	M3	2 Joe FRANCIS	Honda - Team WD40	1:39.995	10	13	0.337	0.091	89.54
4	95	M3	3 Tarran MACKENZIE	KTM - Redline KTM	1:40.000	12	15	0.342	0.005	89.54
5	34	M3	4 Jordan WEAVING	KTM - Jordan Racing / Burkert	1:40.635	4	6	0.977	0.635	88.97
6	12		2 Edward RENDELL	Honda - Banks Racing	1:41.578	10	14	1.920	0.943	88.15
7	17		3 Tom CARNE	Honda - TC Racing / SP125 racing	1:41.978	10	13	2.320	0.400	87.80
8	10		4 Peter SUTHERLAND	Aprilia - Kinpac Racing / Floorcoat UK	1:42.326	7	12	2.668	0.348	87.50
9	80		5 Callum BEY	Honda - RCD Motorsport	1:42.356	12	15	2.698	0.030	87.48
10	3		6 Taz TAYLOR	Luyten Honda - FPW Racing	1:42.998	9	13	3.340	0.642	86.93
11	42	M3	5 James HOBSON	Honda - Two 4 Motorsport	1:43.529	13	14	3.871	0.531	86.49
12	35		7 Elliot LODGE	Honda - SP125 / SpikeRacing	1:43.672	13	13	4.014	0.143	86.37
13	24		8 Daniel COSTILLA	Honda - Repli-Cast UK	1:44.152	11	13	4.494	0.480	85.97
14	22		9 Stephanie WADDELOW	Honda - SP125 / Flossy Racing	1:44.344	10	14	4.686	0.192	85.81
15	43		10 Arnie SHELTON	Honda - e3 motorsport	1:44.441	10	10	4.783	0.097	85.73
16	44		11 Jake BAYFORD	Honda - j4ke.com	1:44.495	11	14	4.837	0.054	85.69
17	11		12 Joseph THOMAS	Honda - Moto UK Racing	1:44.549	14	14	4.891	0.054	85.64
18	41		13 Milo WARD	Luyten Honda - FPW Racing	1:45.005	8	11	5.347	0.456	85.27
19	64		14 Asher DURHAM	Honda - Brindley Machinery / RFID Protect	1:45.203	11	13	5.545	0.198	85.11
20	2	M3	6 Tom BOOTH-AMOS	BMS PreM3 - FAB Racing	1:45.381	10	10	5.723	0.178	84.97
21	13	M3	7 Sam BURMAN	Honda - WNT / Burman Racing	1:45.386	11	14	5.728	0.005	84.96
22	65		15 Josh OWENS	Honda - JPL / George Roberts	1:46.084	10	14	6.426	0.698	84.40
23	77		16 Jason VERNON	Honda - SGR Racing	1:46.151	7	13	6.493	0.067	84.35
24	79	M3	8 Chris TAYLOR	Honda - Elevator Bridle & Saddle Co / Coventry Ducati	1:46.367	10	14	6.709	0.216	84.18
25	69		17 Ryan BRAIN	Honda - Cresswell Racing	1:46.599	10	14	6.941	0.232	84.00
26	36		18 Jayson URIBE	Honda - Rock and Sons Racing	1:46.911	5	5	7.253	0.312	83.75
27	90		19 Greg GREENWOOD	Luyten Honda - FPW Racing	1:47.352	10	14	7.694	0.441	83.41
28	4		20 Louis VALLELEY	Honda - Cresswell Racing	1:48.622	13	14	8.964	1.270	82.43
QUALIFYING LAPTIME (110.0% of 1:39.658) = 1:49.623										
29	7		21 Jamie ASHBY	Honda - JPA Racing	1:49.765	11	13	10.107	1.143	81.57
30	82		22 Jon VINCENT	Honda - Molly / JVR Racing			1			
31	72		23 Ricky TARREN	Honda - Cresswell Racing			1			

Weather / Track : Cloudy / Dry

These results are provisional until the conclusion of any judicial and technical matters.

Donington Park GP

Circuit Length = 2.4873 miles

Start: 13:55 Flag 14:20 End: 14:22

Race Director :	Stewards :	Timekeeper :
-----------------	------------	--------------

Results can be found at [www.britishsuperbike.com](http://www.britishsuperbike.com)

Printed - 14:24 Saturday, 07 September 2013

# MCRCB BULLETIN TK117

## 2013 MCE British Superbike Championship - Round 9

### 2013 Monster Energy British Motostar Championship

#### QUALIFYING 2 - SECTOR ANALYSIS

SECTOR 1 = FL to I1, SECTOR 2 = I1 to I2, SECTOR 3 = I2 to FL, DIFF = Difference To Personal Best Lap

P1 67		Andy REID		Honda - RS Racing						
LAP	SECTOR 1	SECTOR 2	SECTOR 3	LAP TIME	MPH	DIFF	TIME OF DAY			
1 -	OUTLAP	107.5	41.467	121.5	39.643	91.2		13:56:44.752		
2 -	24.313	109.2	40.899	122.4	39.541	<b>93.4</b>	1:44.753	85.48	5.095	13:58:29.505
3 -	21.896	<b>122.6</b>	40.593	122.6	39.664	92.2	1:42.153	87.65	2.495	14:00:11.658
4 -	21.772	119.8	40.197	121.7	39.335	91.3	1:41.304	88.39	1.646	14:01:52.962
5 -	21.755	119.1	40.509	122.9	39.065	91.6	1:41.329	88.37	1.671	14:03:34.291
6 -	21.713	121.7	39.923	121.7	38.987	91.6	1:40.623	88.99	0.965	14:05:14.914
7 -	21.508	120.6	40.082	120.2	39.141	92.4	1:40.731	88.89	1.073	14:06:55.645
8 -	21.511	121.7	39.808	121.1	38.685	92.0	1:40.004	<b>(3)</b> 89.54	0.346	14:08:35.649
9 -	21.672	122.2	39.866	120.0	38.850	92.0	1:40.388	89.19	0.730	14:10:16.037
10 -	21.591	119.6	39.805	120.0	38.820	91.6	1:40.216	89.35	0.558	14:11:56.253
11 -	21.585	119.6	<b>39.540</b>	121.7	38.701	92.8	1:39.826	<b>(2)</b> 89.70	0.168	14:13:36.079
12 -	<b>21.406</b>	119.8	39.606	121.3	<b>38.646</b>	91.6	<b>1:39.658</b>	<b>(1)</b> <b>89.85</b>		<b>14:15:15.737</b>
13 -	21.648	119.1	40.880	<b>123.1</b>	IN PIT		1:40.065	<b>P</b> 89.48	0.407	14:16:55.802
14 -	OUTLAP	109.6	41.167	121.1	39.283	91.8	3:20.735	44.60	1:41.077	14:20:16.537

P2 66 M3		Joe IRVING		KTM - RS Racing / The Toad and Tatle Pub						
LAP	SECTOR 1	SECTOR 2	SECTOR 3	LAP TIME	MPH	DIFF	TIME OF DAY			
1 -	OUTLAP	111.4	41.980	117.7	39.903	92.6				13:56:45.060
2 -	21.960	113.9	40.456	122.2	38.597	93.4	1:41.013	88.64	1.109	13:58:26.073
3 -	21.914	116.3	40.472	122.4	38.578	92.9	1:40.964	88.68	1.060	14:00:07.037
4 -	22.796	105.0	43.242	98.5	40.186	92.9	1:46.224	84.29	6.320	14:01:53.261
5 -	21.724	110.3	40.083	121.7	38.528	92.0	1:40.335	89.24	0.431	14:03:33.596
6 -	21.822	<b>119.1</b>	39.980	121.5	<b>38.372</b>	93.8	1:40.174	<b>(2)</b> 89.38	0.270	14:05:13.770
7 -	22.144	109.4	40.796	118.1	39.094	<b>94.9</b>	1:42.034	87.75	2.130	14:06:55.804
8 -	<b>21.594</b>	113.7	<b>39.643</b>	118.7	38.667	94.2	<b>1:39.904</b>	<b>(1)</b> <b>89.63</b>		<b>14:08:35.708</b>
9 -	21.774	117.7	39.836	123.1	38.951	93.4	1:40.561	89.04	0.657	14:10:16.269
10 -	21.693	117.7	39.941	<b>123.5</b>	IN PIT		1:38.652	<b>P</b> 90.76		14:11:54.921
11 -	OUTLAP	115.1	40.403	123.3	38.715	94.0	2:55.467	51.03	1:15.563	14:14:50.388
12 -	21.742	118.7	40.259	123.1	38.426	94.0	1:40.427	89.16	0.523	14:16:30.815
13 -	21.714	118.7	40.058	122.9	38.553	92.6	1:40.325	<b>(3)</b> 89.25	0.421	14:18:11.140
14 -	21.922	115.9	40.281	122.0	39.048	93.4	1:41.251	88.43	1.347	14:19:52.391
15 -	21.656	116.3	40.155	122.0	38.685	93.4	1:40.496	89.10	0.592	14:21:32.887

P3 40 M3		Joe FRANCIS		Honda - Team WD40						
LAP	SECTOR 1	SECTOR 2	SECTOR 3	LAP TIME	MPH	DIFF	TIME OF DAY			
1 -	OUTLAP	105.6	43.023	120.4	40.437	90.7				13:58:53.804
2 -	21.907	119.4	40.552	<b>123.5</b>	39.363	<b>92.0</b>	1:41.822	87.94	1.827	14:00:35.626
3 -	21.899	105.6	42.918	111.2	41.672	91.6	1:46.489	84.08	6.494	14:02:22.115
4 -	<b>21.782</b>	119.1	40.056	122.2	38.422	91.6	1:40.260	<b>(3)</b> 89.31	0.265	14:04:02.375
5 -	21.785	<b>120.4</b>	40.464	120.2	38.649	90.2	1:40.898	88.74	0.903	14:05:43.273
6 -	21.939	118.3	40.368	118.9	38.728	89.9	1:41.035	88.62	1.040	14:07:24.308
7 -	21.858	118.7	40.198	117.7	38.534	90.7	1:40.590	89.01	0.595	14:09:04.898
8 -	21.883	117.3	41.005	115.1	IN PIT		1:39.417	<b>P</b> 90.06		14:10:44.315
9 -	OUTLAP	114.7	40.990	115.9	38.843	91.1	3:00.361	49.64	1:20.366	14:13:44.676
10 -	21.825	119.6	40.056	118.9	<b>38.114</b>	91.4	<b>1:39.995</b>	<b>(1)</b> <b>89.54</b>		<b>14:15:24.671</b>
11 -	22.403	96.4	45.241	106.5	41.658	91.1	1:49.302	81.92	9.307	14:17:13.973
12 -	21.813	120.2	<b>39.990</b>	120.6	38.316	90.9	1:40.119	<b>(2)</b> 89.43	0.124	14:18:54.092
13 -	21.783	119.4	39.996	120.2	38.896	90.6	1:40.675	88.94	0.680	14:20:34.767

P4 95 M3		Tarran MACKENZIE		KTM - Redline KTM						
LAP	SECTOR 1	SECTOR 2	SECTOR 3	LAP TIME	MPH	DIFF	TIME OF DAY			
1 -	OUTLAP	99.4	43.542	120.2	40.125	92.1				13:57:21.105
2 -	22.230	111.1	40.633	122.4	38.710	93.2	1:41.573	88.15	1.573	13:59:02.678
3 -	22.002	112.4	40.388	122.9	38.604	93.6	1:40.994	88.66	0.994	14:00:43.672
4 -	21.781	110.5	40.231	123.1	52.676	93.2	1:54.688	78.07	14.688	14:02:38.360
5 -	21.770	<b>117.5</b>	40.425	122.0	<b>38.449</b>	93.4	1:40.644	88.97	0.644	14:04:19.004
6 -	22.147	107.7	40.572	122.4	38.722	93.6	1:41.441	88.27	1.441	14:06:00.445
7 -	21.719	114.9	40.099	<b>124.0</b>	38.818	93.3	1:40.636	88.97	0.636	14:07:41.081
8 -	21.803	113.9	40.049	122.6	38.487	93.3	1:40.339	89.24	0.339	14:09:21.420

Donington Park GP

Circuit Length = 2.4873 miles

Start: 13:55 Flag 14:20 End: 14:22

Weather / Track : Cloudy / Dry

# MCRCB BULLETIN TK117

## 2013 MCE British Superbike Championship - Round 9

### 2013 Monster Energy British Motostar Championship

#### QUALIFYING 2 - SECTOR ANALYSIS

SECTOR 1 = FL to I1, SECTOR 2 = I1 to I2, SECTOR 3 = I2 to FL, DIFF = Difference To Personal Best Lap

9 -	21.836	113.9	39.984	123.1	38.626	93.8	1:40.446	89.14	0.446	14:11:01.866
10 -	<b>21.650</b>	112.7	40.058	122.4	38.539	93.6	1:40.247 (3)	89.32	0.247	14:12:42.113
11 -	21.692	115.9	40.052	122.6	38.463	91.1	1:40.207 (2)	89.35	0.207	14:14:22.320
<b>12 -</b>	21.659	113.3	<b>39.833</b>	123.3	38.508	93.4	<b>1:40.000 (1)</b>	<b>89.54</b>		<b>14:16:02.320</b>
13 -	21.806	114.5	40.006	123.1	38.579	<b>94.1</b>	1:40.391	89.19	0.391	14:17:42.711
14 -	21.969	111.1	40.382	122.6	39.405	93.4	1:41.756	87.99	1.756	14:19:24.467
15 -	21.750	115.7	39.997	122.6	38.601	93.8	1:40.348	89.23	0.348	14:21:04.815

P5		34 M3		Jordan WEAVING		KTM - Jordan Racing / Burkert				
LAP	SECTOR 1	SECTOR 2	SECTOR 3	LAP TIME	MPH	DIFF	TIME OF DAY			
1 -	OUTLAP	93.5	44.374	111.8	IN PIT			<b>P</b>		13:57:40.932
2 -	OUTLAP	108.5	42.139	119.6	39.217	92.2	2:58.049	50.29	1:17.414	14:00:38.981
3 -	21.744	122.0	40.634	119.4	39.820	91.1	1:42.198 (3)	87.61	1.563	14:02:21.179
<b>4 -</b>	21.778	121.7	40.115	119.1	<b>38.742</b>	92.5	<b>1:40.635 (1)</b>	<b>88.97</b>		<b>14:04:01.814</b>
5 -	23.823	100.3	42.926	117.9	39.093	<b>93.3</b>	1:45.842	84.60	5.207	14:05:47.656
6 -	21.847	110.9	40.758	119.6	39.368	92.5	1:41.973 (2)	87.81	1.338	14:07:29.629

P6		12		Edward RENDELL		Honda - Banks Racing				
LAP	SECTOR 1	SECTOR 2	SECTOR 3	LAP TIME	MPH	DIFF	TIME OF DAY			
1 -	OUTLAP	113.9	42.654	114.3	40.751	88.2				13:57:10.679
2 -	22.602	116.1	41.115	116.5	39.650	89.4	1:43.367	86.62	1.789	13:58:54.046
3 -	22.269	116.9	41.127	117.5	39.690	86.3	1:43.086	86.86	1.508	14:00:37.132
4 -	22.699	119.4	40.973	116.5	40.733	89.4	1:44.405	85.76	2.827	14:02:21.537
5 -	22.579	117.7	40.742	116.7	39.340	89.3	1:42.661	87.22	1.083	14:04:04.198
6 -	22.379	<b>119.6</b>	40.609	116.5	39.127	89.3	1:42.115 (3)	87.68	0.537	14:05:46.313
7 -	22.182	118.3	41.016	113.9	IN PIT		1:40.867	<b>P</b>		14:07:27.180
8 -	OUTLAP	115.1	41.144	116.5	40.556	88.6	4:02.368	36.94	2:20.790	14:11:29.548
9 -	22.592	116.1	40.823	116.1	39.179	89.8	1:42.594	87.28	1.016	14:13:12.142
<b>10 -</b>	<b>22.068</b>	116.3	40.562	116.9	<b>38.948</b>	89.7	<b>1:41.578 (1)</b>	<b>88.15</b>		<b>14:14:53.720</b>
11 -	22.142	116.7	<b>40.479</b>	<b>117.7</b>	39.024	<b>90.3</b>	1:41.645 (2)	88.09	0.067	14:16:35.365
12 -	22.473	118.9	40.949	116.7	39.405	89.6	1:42.827	87.08	1.249	14:18:18.192
13 -	22.193	116.9	40.955	116.9	39.282	90.2	1:42.430	87.42	0.852	14:20:00.622
14 -	22.138	118.5	43.302	111.8	IN PIT		1:44.067	<b>P</b>	2.489	14:21:44.689

P7		17		Tom CARNE		Honda - TC Racing / SP125 racing				
LAP	SECTOR 1	SECTOR 2	SECTOR 3	LAP TIME	MPH	DIFF	TIME OF DAY			
1 -	OUTLAP	94.3	43.538	117.3	41.841	89.4				13:58:39.564
2 -	22.580	112.5	41.247	120.0	41.216	90.2	1:45.043	85.24	3.065	14:00:24.607
3 -	22.333	115.3	40.832	121.3	40.311	89.3	1:43.476	86.53	1.498	14:02:08.083
4 -	22.131	118.5	40.492	120.0	39.658	90.6	1:42.281 (2)	87.54	0.303	14:03:50.364
5 -	22.272	106.3	41.066	118.9	39.824	90.4	1:43.162	86.79	1.184	14:05:33.526
6 -	21.927	115.9	40.626	118.7	39.936	90.8	1:42.489	87.36	0.511	14:07:16.015
7 -	<b>21.755</b>	120.4	<b>40.381</b>	119.8	IN PIT		1:43.127	<b>P</b>	1.149	14:08:59.142
8 -	OUTLAP	102.4	42.549	119.6	40.638	91.1	3:33.918	41.85	1:51.940	14:12:33.060
9 -	22.370	110.3	40.742	120.2	39.658	90.8	1:42.770	87.13	0.792	14:14:15.830
<b>10 -</b>	21.909	119.4	40.382	120.6	39.687	90.8	<b>1:41.978 (1)</b>	<b>87.80</b>		<b>14:15:57.808</b>
11 -	22.099	<b>120.9</b>	40.713	<b>121.7</b>	39.669	<b>91.2</b>	1:42.481 (3)	87.37	0.503	14:17:40.289
12 -	22.413	108.4	40.777	120.6	<b>39.588</b>	90.7	1:42.778	87.12	0.800	14:19:23.067
13 -	26.177	102.2	41.762	121.5	39.647	90.6	1:47.586	83.23	5.608	14:21:10.653

P8		10		Peter SUTHERLAND		Aprilia - Kinpac Racing / Floorcoat UK				
LAP	SECTOR 1	SECTOR 2	SECTOR 3	LAP TIME	MPH	DIFF	TIME OF DAY			
1 -	OUTLAP	110.0	41.775	117.5	39.821	89.7				13:56:45.640
2 -	22.477	118.9	40.919	117.5	39.361	88.8	1:42.757	87.14	0.431	13:58:28.397
3 -	22.523	118.5	41.467	<b>118.7</b>	40.253	89.3	1:44.243	85.89	1.917	14:00:12.640
4 -	22.341	<b>120.9</b>	41.088	117.1	39.747	89.2	1:43.176	86.78	0.850	14:01:55.816
5 -	22.326	119.8	41.015	116.5	<b>39.136</b>	<b>89.8</b>	1:42.477 (2)	87.38	0.151	14:03:38.293
6 -	22.436	119.4	40.906	116.7	39.505	88.5	1:42.847	87.06	0.521	14:05:21.140
<b>7 -</b>	22.230	120.2	40.620	117.5	39.476	89.4	<b>1:42.326 (1)</b>	<b>87.50</b>		<b>14:07:03.466</b>
8 -	23.173	108.0	42.993	109.6	IN PIT		1:46.868	<b>P</b>	4.542	14:08:50.334
9 -	OUTLAP	112.4	42.609	114.3	40.311	89.7	4:29.077	33.27	2:46.751	14:13:19.411

Donington Park GP

Circuit Length = 2.4873 miles

Start: 13:55 Flag 14:20 End: 14:22

Weather / Track : Cloudy / Dry

# MCRCB BULLETIN TK117

## 2013 MCE British Superbike Championship - Round 9

### 2013 Monster Energy British Motostar Championship

#### QUALIFYING 2 - SECTOR ANALYSIS

SECTOR 1 = FL to I1, SECTOR 2 = I1 to I2, SECTOR 3 = I2 to FL, DIFF = Difference To Personal Best Lap

10 -	22.415	116.7	40.781	117.7	39.805	89.7	1:43.001	86.93	0.675	14:15:02.412
11 -	22.540	118.1	<b>40.558</b>	<b>118.7</b>	39.695	89.1	1:42.793	87.11	0.467	14:16:45.205
12 -	22.263	119.4	40.838	118.3	39.535	89.6	1:42.636 <b>(3)</b>	87.24	0.310	14:18:27.841

P9		80		Callum BEY		Honda - RCD Motorsport					
LAP		SECTOR 1	SECTOR 2	SECTOR 3	LAP TIME	MPH	DIFF	TIME OF DAY			
1 -	OUTLAP	95.3	44.108	108.5	41.255	88.0				13:57:21.917	
2 -		22.702	104.5	41.401	118.3	40.267	88.9	1:44.370	85.79	2.014	13:59:06.287
3 -		22.579	107.2	41.352	118.1	40.321	88.7	1:44.252	85.89	1.896	14:00:50.539
4 -		22.377	112.5	42.544	114.7	41.633	88.6	1:46.554	84.03	4.198	14:02:37.093
5 -		22.461	112.7	41.527	117.5	39.493	88.5	1:43.481	86.53	1.125	14:04:20.574
6 -		22.290	109.6	41.273	117.5	40.211	87.9	1:43.774	86.28	1.418	14:06:04.348
7 -		22.437	113.1	41.176	118.3	40.043	88.9	1:43.656	86.38	1.300	14:07:48.004
8 -		22.356	111.2	40.945	117.7	40.247	88.8	1:43.548	86.47	1.192	14:09:31.552
9 -		22.320	<b>115.3</b>	40.710	118.3	39.930	88.8	1:42.960	86.97	0.604	14:11:14.512
10 -		22.131	114.1	40.925	118.3	40.264	89.1	1:43.320	86.66	0.964	14:12:57.832
11 -		22.208	113.9	40.929	117.9	39.817	88.9	1:42.954 <b>(3)</b>	86.97	0.598	14:14:40.786
12 -		<b>22.075</b>	114.9	40.793	118.3	<b>39.488</b>	89.2	<b>1:42.356 (1)</b>	<b>87.48</b>		<b>14:16:23.142</b>
13 -		22.332	110.0	40.773	<b>119.1</b>	39.873	<b>89.8</b>	1:42.978	86.95	0.622	14:18:06.120
14 -		22.245	114.3	<b>40.680</b>	118.7	40.024	88.1	1:42.949 <b>(2)</b>	86.97	0.593	14:19:49.069
15 -		22.375	113.7	40.714	118.3	41.867	87.9	1:44.956	85.31	2.600	14:21:34.025

P10		3		Taz TAYLOR		Luyten Honda - FPW Racing					
LAP		SECTOR 1	SECTOR 2	SECTOR 3	LAP TIME	MPH	DIFF	TIME OF DAY			
1 -	OUTLAP	114.3	42.878	122.0	41.162	89.9					13:56:47.436
2 -		22.302	114.5	41.762	121.3	40.475	92.0	1:44.539	85.65	1.541	13:58:31.975
3 -		22.365	108.9	41.893	120.9	40.922	87.7	1:45.180	85.13	2.182	14:00:17.155
4 -		22.879	108.5	41.994	120.2	40.097	90.3	1:44.970	85.30	1.972	14:02:02.125
5 -		23.015	112.7	44.054	110.0	IN PIT		1:48.393 <b>P</b>	82.61	5.395	14:03:50.518
6 -	OUTLAP	110.0	42.687	120.6	41.332	89.9		5:48.533	25.69	4:05.535	14:09:39.051
7 -		22.317	116.5	41.607	121.3	40.358	90.9	1:44.282	85.86	1.284	14:11:23.333
8 -		22.067	120.2	41.418	121.7	39.836	<b>92.6</b>	1:43.321	86.66	0.323	14:13:06.654
9 -		<b>21.817</b>	122.2	<b>41.083</b>	<b>122.6</b>	40.098	91.6	<b>1:42.998 (1)</b>	<b>86.93</b>		<b>14:14:49.652</b>
10 -		22.174	110.1	41.414	121.1	<b>39.624</b>	91.6	1:43.212 <b>(3)</b>	86.75	0.214	14:16:32.864
11 -		22.135	<b>122.9</b>	41.266	121.3	39.721	90.0	1:43.122 <b>(2)</b>	86.83	0.124	14:18:15.986
12 -		22.278	120.2	41.332	120.9	39.745	<b>92.6</b>	1:43.355	86.63	0.357	14:19:59.341
13 -		21.981	121.7	41.323	121.1	40.629	91.3	1:43.933	86.15	0.935	14:21:43.274

P11		42 M3		James HOBSON		Honda - Two 4 Motorsport					
LAP		SECTOR 1	SECTOR 2	SECTOR 3	LAP TIME	MPH	DIFF	TIME OF DAY			
1 -	OUTLAP	107.8	44.682	112.2	42.376	87.4					13:58:14.821
2 -		23.338	116.1	42.806	114.9	41.260	88.7	1:47.404	83.37	3.875	14:00:02.225
3 -		22.919	118.3	42.103	116.7	41.062	88.9	1:46.084	84.40	2.555	14:01:48.309
4 -		22.747	118.3	41.919	116.3	40.579	90.3	1:45.245	85.08	1.716	14:03:33.554
5 -		22.628	112.2	41.615	117.9	40.509	90.2	1:44.752	85.48	1.223	14:05:18.306
6 -		22.442	121.3	41.646	117.5	40.426	<b>90.4</b>	1:44.514	85.67	0.985	14:07:02.820
7 -		22.369	120.2	41.264	<b>120.2</b>	40.140	90.3	1:43.773	86.28	0.244	14:08:46.593
8 -		22.508	113.1	41.984	117.3	41.325	89.8	1:45.817	84.62	2.288	14:10:32.410
9 -		22.357	<b>121.7</b>	41.731	117.3	40.252	90.2	1:44.340	85.81	0.811	14:12:16.750
10 -		<b>22.338</b>	121.5	41.488	117.1	40.082	<b>90.4</b>	1:43.908	86.17	0.379	14:14:00.658
11 -		22.420	120.6	41.223	117.7	<b>39.928</b>	89.9	1:43.571 <b>(2)</b>	86.45	0.042	14:15:44.229
12 -		22.416	120.0	41.277	118.3	40.043	90.3	1:43.736	86.31	0.207	14:17:27.965
13 -		22.438	118.3	<b>41.022</b>	118.3	40.069	87.7	<b>1:43.529 (1)</b>	<b>86.49</b>		<b>14:19:11.494</b>
14 -		22.544	118.9	41.127	117.7	39.986	90.3	1:43.657 <b>(3)</b>	86.38	0.128	14:20:55.151

P12		35		Elliot LODGE		Honda - SP125 / SpikeRacing					
LAP		SECTOR 1	SECTOR 2	SECTOR 3	LAP TIME	MPH	DIFF	TIME OF DAY			
1 -	OUTLAP	100.0	43.776	113.5	41.502	87.5					13:57:49.891
2 -		23.606	107.7	42.921	113.9	40.398	88.8	1:46.925	83.74	3.253	13:59:36.816
3 -		22.790	117.3	42.091	114.5	40.415	88.8	1:45.296	85.04	1.624	14:01:22.112
4 -		22.797	114.9	42.271	113.3	40.424	87.7	1:45.492	84.88	1.820	14:03:07.604

Weather / Track : Cloudy / Dry

Donington Park GP  
Circuit Length = 2.4873 miles  
Start: 13:55 Flag 14:20 End: 14:22

# MCRCB BULLETIN TK117

## 2013 MCE British Superbike Championship - Round 9

### 2013 Monster Energy British Motostar Championship

#### QUALIFYING 2 - SECTOR ANALYSIS

SECTOR 1 = FL to I1, SECTOR 2 = I1 to I2, SECTOR 3 = I2 to FL, DIFF = Difference To Personal Best Lap

5 -	22.665	116.9	42.176	112.9	IN PIT		1:45.230	<b>P</b>	85.09	1.558	14:04:52.834
6 -	OUTLAP	104.2	42.305	114.7	40.767	88.2	2:42.637		55.05	58.965	14:07:35.471
7 -	22.604	118.3	42.067	114.1	40.913	85.4	1:45.584		84.80	1.912	14:09:21.055
8 -	22.634	<b>120.2</b>	41.377	115.9	40.075	89.7	1:44.086	<b>(2)</b>	86.02	0.414	14:11:05.141
9 -	22.863	117.3	41.602	115.7	<b>39.670</b>	<b>90.6</b>	1:44.135	<b>(3)</b>	85.98	0.463	14:12:49.276
10 -	22.585	119.4	41.391	116.5	40.184	90.0	1:44.160		85.96	0.488	14:14:33.436
11 -	22.884	109.6	42.142	115.1	IN PIT		1:44.030	<b>P</b>	86.07	0.358	14:16:17.466
12 -	OUTLAP	110.7	41.369	<b>117.3</b>	40.319	89.9	2:04.183		72.10	20.511	14:18:21.649
13 -	<b>22.337</b>	117.1	<b>41.000</b>	116.9	40.335	88.9	<b>1:43.672</b>	<b>(1)</b>	<b>86.37</b>		<b>14:20:05.321</b>

<b>P13</b>	<b>24</b>	<b>Daniel COSTILLA</b>					Honda - Repli-Cast UK					
LAP		SECTOR 1	SECTOR 2	SECTOR 3		LAP TIME	MPH	DIFF	TIME OF DAY			
1 -	OUTLAP	100.1	43.627	<b>121.3</b>	42.203	91.7					13:56:52.122	
2 -	23.225	104.8	45.681	82.6	45.012	90.9	1:53.918	78.60	9.766		13:58:46.040	
3 -	22.739	112.5	42.944	118.3	42.934	90.8	1:48.617	82.44	4.465		14:00:34.657	
4 -	22.723	102.9	42.509	117.1	43.719	89.6	1:48.951	82.18	4.799		14:02:23.608	
5 -	22.609	111.2	42.188	120.2	40.855	90.9	1:45.652	84.75	1.500		14:04:09.260	
6 -	22.824	105.8	44.156	87.4	IN PIT		1:51.496	<b>P</b>	80.31	7.344	14:06:00.756	
7 -	OUTLAP	100.6	42.648	118.9	45.746	87.0	3:32.742	42.09	1:48.590		14:09:33.498	
8 -	22.676	111.8	41.642	119.6	41.594	90.9	1:45.912	84.54	1.760		14:11:19.410	
9 -	22.634	111.8	41.918	118.5	41.274	91.4	1:45.826	84.61	1.674		14:13:05.236	
10 -	22.456	<b>115.3</b>	41.604	118.7	41.038	<b>92.2</b>	1:45.098	<b>(2)</b>	85.20	0.946	14:14:50.334	
11 -	<b>22.344</b>	114.1	<b>41.381</b>	120.6	<b>40.427</b>	91.7	<b>1:44.152</b>	<b>(1)</b>	<b>85.97</b>		<b>14:16:34.486</b>	
12 -	22.426	114.3	41.818	118.5	41.193	88.9	1:45.437	84.92	1.285		14:18:19.923	
13 -	22.606	112.7	41.546	119.1	41.003	90.4	1:45.155	<b>(3)</b>	85.15	1.003	14:20:05.078	

<b>P14</b>	<b>22</b>	<b>Stephanie WADDELOW</b>					Honda - SP125 / Flossy Racing					
LAP		SECTOR 1	SECTOR 2	SECTOR 3		LAP TIME	MPH	DIFF	TIME OF DAY			
1 -	OUTLAP	87.1	47.679	103.7	47.259	88.1					13:58:50.668	
2 -	23.131	109.2	42.047	117.7	41.195	87.9	1:46.373	84.17	2.029		14:00:37.041	
3 -	22.939	102.7	41.757	117.7	42.754	88.7	1:47.450	83.33	3.106		14:02:24.491	
4 -	22.679	108.2	41.785	<b>118.1</b>	41.467	88.8	1:45.931	84.53	1.587		14:04:10.422	
5 -	22.728	109.2	42.017	115.1	41.082	88.9	1:45.827	84.61	1.483		14:05:56.249	
6 -	23.014	110.0	41.672	115.9	41.169	<b>89.7</b>	1:45.855	84.59	1.511		14:07:42.104	
7 -	22.935	108.0	41.778	115.3	41.162	88.0	1:45.875	84.57	1.531		14:09:27.979	
8 -	22.642	110.9	41.697	114.9	40.971	88.0	1:45.310	85.02	0.966		14:11:13.289	
9 -	22.634	<b>113.5</b>	41.787	114.7	40.861	89.4	1:45.282	85.05	0.938		14:12:58.571	
10 -	<b>22.525</b>	110.1	<b>41.297</b>	114.9	40.522	85.0	<b>1:44.344</b>	<b>(1)</b>	<b>85.81</b>		<b>14:14:42.915</b>	
11 -	22.701	112.4	41.390	116.5	<b>40.490</b>	88.5	1:44.581	<b>(2)</b>	85.62	0.237	14:16:27.496	
12 -	22.850	107.3	41.472	115.3	40.494	88.5	1:44.816	<b>(3)</b>	85.43	0.472	14:18:12.312	
13 -	22.809	111.2	42.138	113.9	40.550	<b>89.7</b>	1:45.497	84.87	1.153		14:19:57.809	
14 -	22.664	112.2	41.865	113.1	40.838	88.7	1:45.367	84.98	1.023		14:21:43.176	

<b>P15</b>	<b>43</b>	<b>Arnie SHELTON</b>					Honda - e3 motorsport					
LAP		SECTOR 1	SECTOR 2	SECTOR 3		LAP TIME	MPH	DIFF	TIME OF DAY			
1 -	OUTLAP	96.5	46.744	99.8	IN PIT					<b>P</b>	13:56:56.696	
2 -	OUTLAP	99.2	44.184	116.9	40.908	88.2	2:53.179	51.70	1:08.738		13:59:49.875	
3 -	22.932	112.5	42.123	118.3	40.562	89.2	1:45.617	84.78	1.176		14:01:35.492	
4 -	22.798	109.1	42.517	117.1	40.592	89.9	1:45.907	84.55	1.466		14:03:21.399	
5 -	22.672	112.4	42.783	116.7	41.370	<b>90.2</b>	1:46.825	83.82	2.384		14:05:08.224	
6 -	22.635	111.8	41.547	117.3	40.928	84.1	1:45.110	<b>(3)</b>	85.19	0.669	14:06:53.334	
7 -	23.480	101.8	42.138	117.7	IN PIT		1:42.977	<b>P</b>	86.95		14:08:36.311	
8 -	OUTLAP	106.6	42.643	117.9	40.313	88.8	5:33.771	26.82	3:49.330		14:14:10.082	
9 -	22.585	109.2	41.829	119.1	<b>40.184</b>	88.0	1:44.598	<b>(2)</b>	85.60	0.157	14:15:54.680	
10 -	22.556	112.5	<b>41.259</b>	<b>120.6</b>	40.626	88.0	<b>1:44.441</b>	<b>(1)</b>	<b>85.73</b>		<b>14:17:39.121</b>	

<b>P16</b>	<b>44</b>	<b>Jake BAYFORD</b>					Honda - j4ke.com					
LAP		SECTOR 1	SECTOR 2	SECTOR 3		LAP TIME	MPH	DIFF	TIME OF DAY			
1 -	OUTLAP	99.5	43.525	117.9	40.760	89.6					13:56:49.588	
2 -	23.422	106.8	42.496	117.3	40.998	90.0	1:46.916	83.75	2.421		13:58:36.504	
3 -	23.045	111.8	42.944	115.9	42.419	90.3	1:48.408	82.59	3.913		14:00:24.912	

Weather / Track : Cloudy / Dry

Donington Park GP

Circuit Length = 2.4873 miles

Start: 13:55 Flag 14:20 End: 14:22

# MCRCB BULLETIN TK117

## 2013 MCE British Superbike Championship - Round 9

## 2013 Monster Energy British Motostar Championship

### QUALIFYING 2 - SECTOR ANALYSIS

SECTOR 1 = FL to I1, SECTOR 2 = I1 to I2, SECTOR 3 = I2 to FL, DIFF = Difference To Personal Best Lap

4 -	22.917	109.2	41.901	<b>120.2</b>	40.911	87.3	1:45.729	84.69	1.234	14:02:10.641
5 -	22.811	106.1	42.015	115.7	41.246	87.6	1:46.072	84.41	1.577	14:03:56.713
6 -	25.717	97.2	42.594	117.3	<b>40.062</b>	89.4	1:48.373	82.62	3.878	14:05:45.086
7 -	23.086	103.7	41.864	117.7	40.111	89.8	1:45.061	85.23	0.566	14:07:30.147
8 -	<b>22.537</b>	112.0	<b>41.649</b>	115.9	41.802	81.1	1:45.988	84.48	1.493	14:09:16.135
9 -	23.155	106.6	41.835	119.6	40.454	<b>90.6</b>	1:45.444	84.92	0.949	14:11:01.579
10 -	22.858	109.4	41.705	116.3	40.259	90.2	1:44.822 <b>(3)</b>	85.42	0.327	14:12:46.401
<b>11 -</b>	22.722	110.7	41.683	115.9	40.090	89.4	<b>1:44.495 (1)</b>	<b>85.69</b>		<b>14:14:30.896</b>
12 -	22.651	110.7	41.888	116.7	40.463	89.3	1:45.002	85.27	0.507	14:16:15.898
13 -	22.832	<b>112.5</b>	41.763	116.7	40.122	89.8	1:44.717 <b>(2)</b>	85.51	0.222	14:18:00.615
14 -	22.840	107.0	42.560	115.5	40.302	90.3	1:45.702	84.71	1.207	14:19:46.317

<b>P17 11</b>		<b>Joseph THOMAS</b>		Honda - Moto UK Racing							
LAP	SECTOR 1	SECTOR 2	SECTOR 3	LAP TIME	MPH	DIFF	TIME OF DAY				
1 -	OUTLAP	100.3	44.459	115.5	42.057	88.6					13:56:51.568
2 -	23.025	104.6	43.779	114.9	41.929	89.1	1:48.733	82.35	4.184		13:58:40.301
3 -	22.710	106.8	42.653	115.7	41.027	88.6	1:46.390	84.16	1.841		14:00:26.691
4 -	22.567	<b>116.1</b>	42.443	116.7	40.788	88.7	1:45.798	84.63	1.249		14:02:12.489
5 -	22.687	97.9	43.399	115.5	40.822	88.8	1:46.908	83.75	2.359		14:03:59.397
6 -	22.662	109.8	42.519	115.5	40.745	89.4	1:45.926	84.53	1.377		14:05:45.323
7 -	23.637	90.6	43.360	114.3	IN PIT		1:51.913 <b>P</b>	80.01	7.364		14:07:37.236
8 -	OUTLAP	106.5	42.765	115.3	42.233	89.3	2:27.829	60.57	43.280		14:10:05.065
9 -	22.555	113.9	42.526	115.5	41.160	89.1	1:46.241	84.28	1.692		14:11:51.306
10 -	22.508	113.3	42.416	115.1	40.361	89.7	1:45.285 <b>(3)</b>	85.04	0.736		14:13:36.591
11 -	<b>22.328</b>	112.4	42.224	116.5	40.053	89.1	1:44.605 <b>(2)</b>	85.60	0.056		14:15:21.196
12 -	22.455	115.1	42.226	<b>116.9</b>	41.133	87.5	1:45.814	84.62	1.265		14:17:07.010
13 -	23.668	93.5	44.378	111.6	42.692	89.3	1:50.738	80.86	6.189		14:18:57.748
<b>14 -</b>	22.619	115.1	<b>42.053</b>	116.5	<b>39.877</b>	<b>89.8</b>	<b>1:44.549 (1)</b>	<b>85.64</b>			<b>14:20:42.297</b>

<b>P18 41</b>		<b>Milo WARD</b>		Luyten Honda - FPW Racing							
LAP	SECTOR 1	SECTOR 2	SECTOR 3	LAP TIME	MPH	DIFF	TIME OF DAY				
1 -	OUTLAP	89.8	46.461	107.7	43.787	84.7					13:58:22.891
2 -	23.832	102.9	43.273	113.7	IN PIT		1:49.914 <b>P</b>	81.46	4.909		14:00:12.805
3 -	OUTLAP	90.0	45.972	110.0	42.899	84.4	6:13.889	23.94	4:28.884		14:06:26.694
4 -	23.723	102.9	42.896	110.9	42.249	85.0	1:48.868	82.25	3.863		14:08:15.562
5 -	23.599	107.8	42.324	109.1	43.315	85.3	1:49.238	81.97	4.233		14:10:04.800
6 -	23.234	113.3	42.185	<b>115.5</b>	41.614	86.6	1:47.033	83.66	2.028		14:11:51.833
7 -	23.086	<b>114.3</b>	41.782	112.2	41.223	<b>87.0</b>	1:46.091	84.40	1.086		14:13:37.924
<b>8 -</b>	23.100	112.2	<b>41.714</b>	112.5	<b>40.191</b>	86.6	<b>1:45.005 (1)</b>	<b>85.27</b>			<b>14:15:22.929</b>
9 -	23.371	113.1	41.760	112.5	40.273	86.7	1:45.404 <b>(3)</b>	84.95	0.399		14:17:08.333
10 -	<b>22.833</b>	114.1	42.028	112.9	40.451	85.6	1:45.312 <b>(2)</b>	85.02	0.307		14:18:53.645
11 -	23.352	109.4	41.841	112.2	40.250	86.8	1:45.443	84.92	0.438		14:20:39.088

<b>P19 64</b>		<b>Asher DURHAM</b>		Honda - Brindley Machinery / RFID Protect							
LAP	SECTOR 1	SECTOR 2	SECTOR 3	LAP TIME	MPH	DIFF	TIME OF DAY				
1 -	OUTLAP	96.9	43.851	<b>119.8</b>	42.067	90.8					13:56:51.881
2 -	23.240	108.7	42.774	118.5	41.913	90.2	1:47.927	82.96	2.724		13:58:39.808
3 -	23.062	108.4	42.633	118.5	41.826	91.1	1:47.521	83.28	2.318		14:00:27.329
4 -	22.821	109.1	42.202	118.1	41.347	90.2	1:46.370	84.18	1.167		14:02:13.699
5 -	22.832	108.5	42.649	117.9	41.168	89.8	1:46.649	83.96	1.446		14:04:00.348
6 -	22.823	109.1	42.397	116.1	41.174	91.1	1:46.394	84.16	1.191		14:05:46.742
7 -	22.845	106.0	42.718	117.7	IN PIT		1:47.772 <b>P</b>	83.08	2.569		14:07:34.514
8 -	OUTLAP	100.4	45.865	89.7	43.780	90.4	4:17.864	34.72	2:32.661		14:11:52.378
9 -	22.940	110.1	42.189	117.7	41.071	90.0	1:46.200	84.31	0.997		14:13:38.578
10 -	22.803	108.2	41.909	119.1	40.584	90.3	1:45.296 <b>(2)</b>	85.04	0.093		14:15:23.874
<b>11 -</b>	22.834	108.7	<b>41.719</b>	118.7	40.650	<b>91.2</b>	<b>1:45.203 (1)</b>	<b>85.11</b>			<b>14:17:09.077</b>
12 -	<b>22.607</b>	<b>112.4</b>	42.028	119.1	40.701	90.7	1:45.336 <b>(3)</b>	85.00	0.133		14:18:54.413
13 -	22.787	106.1	42.413	119.1	<b>40.257</b>	90.7	1:45.457	84.91	0.254		14:20:39.870

Weather / Track : Cloudy / Dry

Donington Park GP

Circuit Length = 2.4873 miles

Start: 13:55 Flag 14:20 End: 14:22

# MCRCB BULLETIN TK117

## 2013 MCE British Superbike Championship - Round 9

## 2013 Monster Energy British Motostar Championship

### QUALIFYING 2 - SECTOR ANALYSIS

SECTOR 1 = FL to I1, SECTOR 2 = I1 to I2, SECTOR 3 = I2 to FL, DIFF = Difference To Personal Best Lap

P20	2 M3	Tom BOOTH-AMOS					BMS PreM3 - FAB Racing				
LAP	SECTOR 1	SECTOR 2		SECTOR 3		LAP TIME	MPH	DIFF	TIME OF DAY		
1 -	OUTLAP	92.5	47.626	104.2	42.800	81.1			13:57:36.080		
2 -	24.426	102.1	45.015	105.8	41.790	84.6	1:51.231	80.50	5.850	13:59:27.311	
3 -	23.350	110.0	43.390	103.7	IN PIT		1:47.097	<b>P</b>	83.61	1.716	14:01:14.408
4 -	OUTLAP	105.3	43.535	105.3	41.416	85.3	4:23.000		34.04	2:37.619	14:05:37.408
5 -	23.509	111.8	42.651	108.0	41.281	83.7	1:47.441		83.34	2.060	14:07:24.849
6 -	23.256	113.5	42.538	107.8	43.811	75.4	1:49.605		81.69	4.224	14:09:14.454
7 -	23.475	110.9	42.763	107.5	40.654	84.7	1:46.892	<b>(3)</b>	83.77	1.511	14:11:01.346
8 -	23.521	<b>113.7</b>	42.840	110.7	41.069	85.8	1:47.430		83.35	2.049	14:12:48.776
9 -	23.295	108.7	42.388	108.7	40.336	85.8	1:46.019	<b>(2)</b>	84.46	0.638	14:14:34.795
<b>10 -</b>	23.154	113.3	<b>42.114</b>	110.7	<b>40.113</b>	<b>86.6</b>	<b>1:45.381</b>	<b>(1)</b>	<b>84.97</b>		<b>14:16:20.176</b>

P21	13 M3	Sam BURMAN					Honda - WNT / Burman Racing				
LAP	SECTOR 1	SECTOR 2		SECTOR 3		LAP TIME	MPH	DIFF	TIME OF DAY		
1 -	OUTLAP	98.8	43.278	117.3	41.792	88.2				13:56:49.279	
2 -	23.441	109.4	42.439	117.5	40.980	88.7	1:46.860		83.79	1.474	13:58:36.139
3 -	23.974	<b>112.2</b>	42.535	118.9	41.867	87.9	1:48.376		82.62	2.990	14:00:24.515
4 -	23.110	109.2	42.023	117.7	41.224	88.6	1:46.357		84.19	0.971	14:02:10.872
5 -	22.935	105.5	42.332	117.9	40.942	89.4	1:46.209		84.30	0.823	14:03:57.081
6 -	22.998	107.7	42.556	115.7	41.031	89.1	1:46.585		84.01	1.199	14:05:43.666
7 -	22.857	109.4	42.139	116.3	40.985	88.0	1:45.981	<b>(3)</b>	84.49	0.595	14:07:29.647
8 -	22.945	108.7	42.156	117.9	41.472	87.3	1:46.573		84.02	1.187	14:09:16.220
9 -	22.799	109.2	41.996	118.5	41.272	89.6	1:46.067		84.42	0.681	14:11:02.287
10 -	22.809	105.0	41.929	117.7	40.854	<b>89.7</b>	1:45.592	<b>(2)</b>	84.80	0.206	14:12:47.879
<b>11 -</b>	<b>22.732</b>	110.5	<b>41.869</b>	117.1	<b>40.785</b>	89.2	<b>1:45.386</b>	<b>(1)</b>	<b>84.96</b>		<b>14:14:33.265</b>
12 -	22.799	108.7	42.458	<b>120.0</b>	41.227	88.7	1:46.484		84.09	1.098	14:16:19.749
13 -	23.017	108.4	42.175	117.5	40.969	89.4	1:46.161		84.34	0.775	14:18:05.910
14 -	22.963	107.3	42.357	116.7	IN PIT		1:44.518	<b>P</b>	85.67		14:19:50.428

P22	65	Josh OWENS					Honda - JPL / George Roberts				
LAP	SECTOR 1	SECTOR 2		SECTOR 3		LAP TIME	MPH	DIFF	TIME OF DAY		
1 -	OUTLAP	104.2	45.086	113.9	41.946	85.9				13:56:58.129	
2 -	23.596	114.5	43.286	115.5	41.772	87.9	1:48.654		82.41	2.570	13:58:46.783
3 -	23.032	114.5	42.418	<b>116.5</b>	41.972	<b>88.2</b>	1:47.422		83.35	1.338	14:00:34.205
4 -	23.006	107.7	42.744	114.3	42.174	87.9	1:47.924		82.97	1.840	14:02:22.129
5 -	<b>22.789</b>	114.5	43.027	115.9	<b>40.839</b>	87.3	1:46.655		83.95	0.571	14:04:08.784
6 -	22.963	114.1	43.290	108.7	IN PIT		1:48.917	<b>P</b>	82.21	2.833	14:05:57.701
7 -	OUTLAP	111.1	42.823	113.3	41.515	86.4	2:08.703		69.57	22.619	14:08:06.404
8 -	22.858	115.9	42.337	112.0	41.237	86.0	1:46.432	<b>(3)</b>	84.13	0.348	14:09:52.836
9 -	22.896	<b>116.1</b>	42.959	112.9	41.097	86.1	1:46.952		83.72	0.868	14:11:39.788
<b>10 -</b>	22.870	113.1	<b>42.310</b>	113.9	40.904	87.0	<b>1:46.084</b>	<b>(1)</b>	<b>84.40</b>		<b>14:13:25.872</b>
11 -	22.884	113.5	42.698	115.5	41.613	86.3	1:47.195		83.53	1.111	14:15:13.067
12 -	22.822	111.4	42.432	114.9	41.000	86.0	1:46.254	<b>(2)</b>	84.27	0.170	14:16:59.321
13 -	22.964	115.3	42.387	113.5	41.633	82.2	1:46.984		83.69	0.900	14:18:46.305
14 -	23.313	113.9	42.387	113.5	41.142	86.4	1:46.842		83.81	0.758	14:20:33.147

P23	77	Jason VERNON					Honda - SGR Racing				
LAP	SECTOR 1	SECTOR 2		SECTOR 3		LAP TIME	MPH	DIFF	TIME OF DAY		
1 -	OUTLAP	84.0	48.683	110.9	46.133	85.1				13:57:06.719	
2 -	24.414	102.6	43.974	115.3	IN PIT		1:51.661	<b>P</b>	80.19	5.510	13:58:58.380
3 -	OUTLAP	100.9	45.478	114.5	42.063	85.2	2:39.231		56.23	53.080	14:01:37.611
4 -	23.502	106.6	43.279	113.5	41.462	86.2	1:48.243		82.72	2.092	14:03:25.854
5 -	23.274	108.9	42.813	112.9	41.255	87.0	1:47.342		83.41	1.191	14:05:13.196
6 -	22.979	110.0	42.254	114.7	41.041	86.7	1:46.274	<b>(3)</b>	84.25	0.123	14:06:59.470
<b>7 -</b>	23.237	108.5	42.188	114.7	40.726	86.9	<b>1:46.151</b>	<b>(1)</b>	<b>84.35</b>		<b>14:08:45.621</b>
8 -	23.154	108.5	42.386	114.1	42.078	83.4	1:47.618		83.20	1.467	14:10:33.239
9 -	<b>22.941</b>	<b>111.6</b>	<b>42.086</b>	<b>115.7</b>	41.444	<b>87.1</b>	1:46.471		84.10	0.320	14:12:19.710
10 -	23.432	106.6	43.184	113.5	IN PIT		1:49.141	<b>P</b>	82.04	2.990	14:14:08.851
11 -	OUTLAP	98.9	43.369	114.9	41.403	86.4	3:11.408		46.78	1:25.257	14:17:20.259
12 -	23.147	110.5	42.443	114.7	<b>40.674</b>	86.8	1:46.264	<b>(2)</b>	84.26	0.113	14:19:06.523

Donington Park GP

Circuit Length = 2.4873 miles

Start: 13:55 Flag 14:20 End: 14:22

Weather / Track : Cloudy / Dry

MCRCB BULLETIN TK117

2013 MCE British Superbike Championship - Round 9

2013 Monster Energy British Motostar Championship

QUALIFYING 2 - SECTOR ANALYSIS

SECTOR 1 = FL to I1, SECTOR 2 = I1 to I2, SECTOR 3 = I2 to FL, DIFF = Difference To Personal Best Lap

13 - 23.129 107.7 42.573 114.1 41.890 81.0 1:47.592 83.22 1.441 14:20:54.115

<b>P24 79 M3</b>		<b>Chris TAYLOR</b>		Honda - Elevator Bridle & Saddle Co / Coventry Ducati						
LAP	SECTOR 1	SECTOR 2	SECTOR 3	LAP TIME	MPH	DIFF	TIME OF DAY			
1 -	OUTLAP	91.0	44.464	117.5	43.596	89.3				13:56:54.602
2 -	23.972	101.5	43.350	117.1	42.466	89.9	1:49.788	81.56	3.421	13:58:44.390
3 -	23.503	106.1	43.193	117.7	42.803	90.4	1:49.499	81.77	3.132	14:00:33.889
4 -	23.237	100.7	44.258	116.5	IN PIT		1:52.915	<b>P</b> 79.30	6.548	14:02:26.804
5 -	OUTLAP	97.8	44.299	115.7	42.077	90.2	2:42.424	55.13	56.057	14:05:09.228
6 -	23.081	104.5	42.761	115.9	41.739	90.4	1:47.581	83.23	1.214	14:06:56.809
7 -	<b>22.810</b>	<b>106.6</b>	42.525	117.1	41.480	89.3	1:46.815	<b>(2)</b> 83.83	0.448	14:08:43.624
8 -	22.954	102.7	42.746	116.3	41.880	89.4	1:47.580	83.23	1.213	14:10:31.204
9 -	23.143	102.2	43.254	116.9	41.361	<b>90.6</b>	1:47.758	83.09	1.391	14:12:18.962
<b>10 -</b>	23.205	104.6	<b>42.158</b>	116.9	<b>41.004</b>	89.9	<b>1:46.367</b>	<b>(1)</b> <b>84.18</b>		<b>14:14:05.329</b>
11 -	23.064	106.1	42.563	117.3	41.500	87.7	1:47.127	<b>(3)</b> 83.58	0.760	14:15:52.456
12 -	23.146	104.0	42.717	<b>118.1</b>	41.414	90.2	1:47.277	83.47	0.910	14:17:39.733
13 -	23.348	97.1	43.089	116.7	41.586	90.2	1:48.023	82.89	1.656	14:19:27.756
14 -	23.253	101.2	43.680	116.7	41.103	90.2	1:48.036	82.88	1.669	14:21:15.792

<b>P25 69</b>		<b>Ryan BRAIN</b>		Honda - Cresswell Racing						
LAP	SECTOR 1	SECTOR 2	SECTOR 3	LAP TIME	MPH	DIFF	TIME OF DAY			
1 -	OUTLAP	99.5	44.125	<b>112.0</b>	42.785	87.3				13:56:52.650
2 -	23.687	102.9	42.688	<b>112.0</b>	41.788	88.3	1:48.163	82.78	1.564	13:58:40.813
3 -	23.230	105.8	42.647	110.7	41.713	88.1	1:47.590	<b>(3)</b> 83.22	0.991	14:00:28.403
4 -	23.246	108.9	42.693	109.8	41.688	88.1	1:47.627	83.19	1.028	14:02:16.030
5 -	23.315	111.1	42.833	110.1	41.972	88.3	1:48.120	82.81	1.521	14:04:04.150
6 -	23.899	103.4	43.544	108.0	41.895	87.5	1:49.338	81.89	2.739	14:05:53.488
7 -	23.247	110.0	43.160	108.5	41.711	87.5	1:48.118	82.82	1.519	14:07:41.606
8 -	23.997	103.5	43.135	110.1	42.852	85.6	1:49.984	81.41	3.385	14:09:31.590
9 -	23.370	110.5	43.176	108.0	41.737	88.0	1:48.283	82.69	1.684	14:11:19.873
<b>10 -</b>	23.183	112.4	<b>42.329</b>	109.6	41.087	<b>88.6</b>	<b>1:46.599</b>	<b>(1)</b> <b>84.00</b>		<b>14:13:06.472</b>
11 -	<b>22.941</b>	<b>115.1</b>	42.496	106.3	IN PIT		1:46.146	<b>P</b> 84.35		14:14:52.618
12 -	OUTLAP	108.7	43.339	109.1	41.337	88.1	2:44.779	54.34	58.180	14:17:37.397
13 -	23.186	112.5	43.222	108.4	41.390	87.9	1:47.798	83.06	1.199	14:19:25.195
14 -	23.186	110.9	42.548	108.2	<b>41.048</b>	87.4	1:46.782	<b>(2)</b> 83.85	0.183	14:21:11.977

<b>P26 36</b>		<b>Jayson URIBE</b>		Honda - Rock and Sons Racing						
LAP	SECTOR 1	SECTOR 2	SECTOR 3	LAP TIME	MPH	DIFF	TIME OF DAY			
1 -	OUTLAP	96.8	46.186	113.1	41.768	87.9				13:56:55.810
2 -	23.668	106.5	43.670	<b>116.3</b>	41.783	<b>88.2</b>	1:49.121	82.05	2.210	13:58:44.931
3 -	23.301	109.2	43.542	112.9	41.825	86.9	1:48.668	<b>(3)</b> 82.40	1.757	14:00:33.599
4 -	23.097	112.0	<b>43.343</b>	112.4	41.226	87.0	1:47.666	<b>(2)</b> 83.16	0.755	14:02:21.265
<b>5 -</b>	23.053	103.5	43.367	113.3	<b>40.491</b>	88.0	<b>1:46.911</b>	<b>(1)</b> <b>83.75</b>		<b>14:04:08.176</b>

<b>P27 90</b>		<b>Greg GREENWOOD</b>		Luyten Honda - FPW Racing						
LAP	SECTOR 1	SECTOR 2	SECTOR 3	LAP TIME	MPH	DIFF	TIME OF DAY			
1 -	OUTLAP	100.7	44.783	113.7	43.186	87.1				13:56:55.552
2 -	23.618	107.2	43.853	114.5	43.352	<b>88.3</b>	1:50.823	80.79	3.471	13:58:46.375
3 -	23.657	105.3	44.260	113.9	45.419	87.5	1:53.336	79.00	5.984	14:00:39.711
4 -	23.235	110.9	42.905	<b>114.7</b>	43.990	87.6	1:50.130	81.30	2.778	14:02:29.841
5 -	23.150	107.3	42.858	112.2	41.920	87.5	1:47.928	82.96	0.576	14:04:17.769
6 -	23.192	103.2	43.964	113.9	41.975	88.0	1:49.131	82.05	1.779	14:06:06.900
7 -	23.134	111.1	42.612	112.4	41.928	87.1	1:47.674	<b>(3)</b> 83.16	0.322	14:07:54.574
8 -	23.144	108.4	42.921	112.2	42.737	86.6	1:48.802	82.30	1.450	14:09:43.376
9 -	23.155	<b>113.5</b>	<b>42.499</b>	113.9	42.150	87.0	1:47.804	83.06	0.452	14:11:31.180
<b>10 -</b>	<b>23.077</b>	110.3	42.589	112.5	41.686	87.6	<b>1:47.352</b>	<b>(1)</b> <b>83.41</b>		<b>14:13:18.532</b>
11 -	23.206	110.3	43.078	113.5	42.541	88.1	1:48.825	82.28	1.473	14:15:07.357
12 -	23.258	109.1	42.686	113.7	<b>41.624</b>	88.0	1:47.568	<b>(2)</b> 83.24	0.216	14:16:54.925
13 -	23.393	101.0	47.584	104.8	43.397	85.5	1:54.374	78.29	7.022	14:18:49.299
14 -	23.126	<b>113.5</b>	42.899	112.7	42.650	87.0	1:48.675	82.39	1.323	14:20:37.974

Weather / Track : Cloudy / Dry

Donington Park GP  
Circuit Length = 2.4873 miles  
Start: 13:55 Flag 14:20 End: 14:22



# MCRCB BULLETIN TK117

## 2013 MCE British Superbike Championship - Round 9

## 2013 Monster Energy British Motostar Championship

### QUALIFYING 2 - SECTOR ANALYSIS

SECTOR 1 = FL to I1, SECTOR 2 = I1 to I2, SECTOR 3 = I2 to FL, DIFF = Difference To Personal Best Lap

<b>P28</b>		<b>4</b>		<b>Louis VALLELEY</b>		Honda - Cresswell Racing			
LAP		SECTOR 1	SECTOR 2	SECTOR 3	LAP TIME	MPH	DIFF	TIME OF DAY	
1 -	OUTLAP	96.4	46.682	111.8	44.259	86.0		13:57:01.620	
2 -	24.423	99.5	45.159	110.0	IN PIT		1:53.497 <b>P</b>	78.89 4.875 13:58:55.117	
3 -	OUTLAP	106.0	44.606	111.8	43.498	86.2	2:35.644	57.53 47.022 14:01:30.761	
4 -	23.614	106.3	43.870	110.9	<b>41.999</b>	86.7	1:49.483	81.78 0.861 14:03:20.244	
5 -	23.544	107.2	43.638	<b>114.5</b>	42.469	86.4	1:49.651	81.66 1.029 14:05:09.895	
6 -	<b>23.360</b>	107.5	43.461	112.9	42.079	86.6	1:48.900 <b>(2)</b>	82.22 0.278 14:06:58.795	
7 -	24.117	103.2	43.357	113.1	42.248	87.0	1:49.722	81.61 1.100 14:08:48.517	
8 -	23.782	107.3	45.114	108.0	43.688	86.1	1:52.584	79.53 3.962 14:10:41.101	
9 -	23.886	107.0	43.963	111.8	42.935	86.8	1:50.784	80.82 2.162 14:12:31.885	
10 -	23.742	96.6	44.477	112.2	42.562	86.6	1:50.781	80.83 2.159 14:14:22.666	
11 -	23.850	104.0	44.012	113.1	42.612	86.4	1:50.474	81.05 1.852 14:16:13.140	
12 -	23.636	<b>109.6</b>	43.281	113.1	42.046	<b>87.4</b>	1:48.963 <b>(3)</b>	82.17 0.341 14:18:02.103	
<b>13 -</b>	23.410	108.5	43.128	112.7	42.084	86.0	<b>1:48.622 (1)</b>	<b>82.43 14:19:50.725</b>	
14 -	24.163	106.0	<b>42.878</b>	112.9	42.632	86.2	1:49.673	81.64 1.051 14:21:40.398	

<b>P29</b>		<b>7</b>		<b>Jamie ASHBY</b>		Honda - JPA Racing			
LAP		SECTOR 1	SECTOR 2	SECTOR 3	LAP TIME	MPH	DIFF	TIME OF DAY	
1 -	OUTLAP	81.9	50.479	109.4	47.444	84.7		13:58:18.072	
2 -	25.565	90.8	46.161	116.3	46.283	85.9	1:58.009	75.87 8.244 14:00:16.081	
3 -	24.847	94.3	45.193	115.7	44.508	85.9	1:54.548	78.17 4.783 14:02:10.629	
4 -	24.376	96.9	45.079	117.3	43.674	87.4	1:53.129	79.15 3.364 14:04:03.758	
5 -	24.128	97.8	44.469	116.7	43.666	87.1	1:52.263	79.76 2.498 14:05:56.021	
6 -	24.202	100.6	44.377	116.9	43.800	87.7	1:52.379	79.68 2.614 14:07:48.400	
7 -	23.855	100.3	44.453	115.5	43.397	86.8	1:51.705	80.16 1.940 14:09:40.105	
8 -	24.057	100.4	43.992	116.7	43.688	87.4	1:51.737	80.13 1.972 14:11:31.842	
9 -	23.904	101.2	44.090	117.3	42.857	<b>88.0</b>	1:50.851	80.77 1.086 14:13:22.693	
10 -	<b>23.684</b>	<b>104.5</b>	43.693	116.1	42.873	87.4	1:50.250 <b>(3)</b>	81.21 0.485 14:15:12.943	
<b>11 -</b>	23.696	103.0	<b>43.474</b>	<b>118.1</b>	<b>42.595</b>	87.6	<b>1:49.765 (1)</b>	<b>81.57 14:17:02.708</b>	
12 -	23.796	102.2	43.682	116.5	42.888	86.7	1:50.366	81.13 0.601 14:18:53.074	
13 -	23.830	104.3	43.575	117.1	42.843	87.4	1:50.248 <b>(2)</b>	81.22 0.483 14:20:43.322	

<b>P30</b>		<b>82</b>		<b>Jon VINCENT</b>		Honda - Molly / JVR Racing			
LAP		SECTOR 1	SECTOR 2	SECTOR 3	LAP TIME	MPH	DIFF	TIME OF DAY	
1 -	OUTLAP	92.1	48.294	107.0	<b>44.245</b>	<b>85.3</b>		<b>13:58:00.276</b>	

<b>P31</b>		<b>72</b>		<b>Ricky TARREN</b>		Honda - Cresswell Racing			
LAP		SECTOR 1	SECTOR 2	SECTOR 3	LAP TIME	MPH	DIFF	TIME OF DAY	
1 -	<b>OUTLAP</b>	<b>100.3</b>	<b>48.867</b>	<b>98.3</b>	<b>IN PIT</b>		<b>P</b>	<b>14:15:35.969</b>	

**MCRCB BULLETIN TK118****2013 MCE British Superbike Championship - Round 9****2013 Monster Energy British Motostar Championship****QUALIFYING 2 - BEST SPEEDS**

POS	SECTOR 1			SECTOR 2			FINISH LINE		
	NO	NAME	MPH	NO	NAME	MPH	NO	NAME	MPH
1	34	Jordan WEAVING	124.0	95	Tarran MACKENZIE	124.0	66	Joe IRVING	94.9
2	3	Taz TAYLOR	122.9	40	Joe FRANCIS	123.5	95	Tarran MACKENZIE	94.1
3	67	Andy REID	122.6	66	Joe IRVING	123.5	67	Andy REID	93.4
4	42	James HOBSON	121.7	67	Andy REID	123.1	34	Jordan WEAVING	93.3
5	10	Peter SUTHERLAND	120.9	3	Taz TAYLOR	122.6	3	Taz TAYLOR	92.6
6	17	Tom CARNE	120.9	34	Jordan WEAVING	122.0	24	Daniel COSTILLA	92.2
7	40	Joe FRANCIS	120.4	17	Tom CARNE	121.7	40	Joe FRANCIS	92.0
8	35	Elliot LODGE	120.2	24	Daniel COSTILLA	121.3	17	Tom CARNE	91.2
9	12	Edward RENDELL	119.6	43	Arnie SHELTON	120.6	64	Asher DURHAM	91.2
10	66	Joe IRVING	119.1	42	James HOBSON	120.2	35	Elliot LODGE	90.6
11	95	Tarran MACKENZIE	117.5	44	Jake BAYFORD	120.2	44	Jake BAYFORD	90.6
12	11	Joseph THOMAS	116.1	13	Sam BURMAN	120.0	79	Chris TAYLOR	90.6
13	65	Josh OWENS	116.1	64	Asher DURHAM	119.8	42	James HOBSON	90.4
14	24	Daniel COSTILLA	115.3	80	Callum BEY	119.1	12	Edward RENDELL	90.3
15	80	Callum BEY	115.3	10	Peter SUTHERLAND	118.7	43	Arnie SHELTON	90.2
16	69	Ryan BRAIN	115.1	7	Jamie ASHBY	118.1	10	Peter SUTHERLAND	89.8
17	41	Milo WARD	114.3	22	Stephanie WADDELOW	118.1	11	Joseph THOMAS	89.8
18	36	Jayson URIBE	114.1	79	Chris TAYLOR	118.1	80	Callum BEY	89.8
19	2	Tom BOOTH-AMOS	113.7	12	Edward RENDELL	117.7	13	Sam BURMAN	89.7
20	22	Stephanie WADDELOW	113.5	35	Elliot LODGE	117.3	22	Stephanie WADDELOW	89.7
21	90	Greg GREENWOOD	113.5	11	Joseph THOMAS	116.9	69	Ryan BRAIN	88.6
22	43	Arnie SHELTON	113.3	65	Josh OWENS	116.5	90	Greg GREENWOOD	88.3
23	44	Jake BAYFORD	112.5	36	Jayson URIBE	116.3	36	Jayson URIBE	88.2
24	64	Asher DURHAM	112.4	77	Jason VERNON	115.7	65	Josh OWENS	88.2
25	13	Sam BURMAN	112.2	41	Milo WARD	115.5	7	Jamie ASHBY	88.0
26	77	Jason VERNON	111.6	90	Greg GREENWOOD	114.7	4	Louis VALLELEY	87.4
27	4	Louis VALLELEY	109.6	4	Louis VALLELEY	114.5	77	Jason VERNON	87.1
28	79	Chris TAYLOR	106.6	82	Jon VINCENT	112.7	41	Milo WARD	87.0
29	7	Jamie ASHBY	104.5	69	Ryan BRAIN	112.0	2	Tom BOOTH-AMOS	86.6
30	72	Ricky TARREN	100.3	2	Tom BOOTH-AMOS	111.4	82	Jon VINCENT	85.3
31	82	Jon VINCENT	97.1	72	Ricky TARREN	98.3			

Weather / Track : Cloudy / Dry

Donington Park GP

Circuit Length = 2.4873 miles

Start: 13:55 Flag 14:20 End: 14:22

Results can be found at [www.tsl-timing.com](http://www.tsl-timing.com)

Printed - 14:25 Saturday, 07 September 2013

**MCRCB BULLETIN TK119**

**2013 MCE British Superbike Championship - Round 9**

**2013 Monster Energy British Motostar Championship**

**QUALIFYING 2 - BEST SECTORS**

SECTOR 1			SECTOR 2			SECTOR 3			IDEAL / BEST COMPARISON							
POS	NO	NAME	TIME	NO	NAME	TIME	NO	NAME	TIME	POS	NO	NAME	IDEAL	BEST	DIFF	
1	67	REID	21.406	67	REID	39.540	40	FRANCIS	38.114				<b>PERFECT LAP</b>	<b>1:39.060</b>		
2	66	IRVING	21.594	66	IRVING	39.643	66	IRVING	38.372	1	67	REID	1:39.592	1:39.658	0.066	
3	95	MACKENZIE	21.650	95	MACKENZIE	39.833	95	MACKENZIE	38.449	2	66	IRVING	1:39.609	1:39.904	0.295	
4	34	WEAVING	21.669	34	WEAVING	39.963	67	REID	38.646	3	40	FRANCIS	1:39.886	1:39.995	0.109	
5	17	CARNE	21.755	40	FRANCIS	39.990	34	WEAVING	38.742	4	95	MACKENZIE	1:39.932	1:40.000	0.068	
6	40	FRANCIS	21.782	17	CARNE	40.381	12	RENDELL	38.948	5	34	WEAVING	1:40.374	1:40.635	0.261	
7	3	TAYLOR	21.817	12	RENDELL	40.479	10	SUTHERLAND	39.136	6	12	RENDELL	1:41.495	1:41.578	0.083	
8	12	RENDELL	22.068	10	SUTHERLAND	40.558	80	BEY	39.488	7	17	CARNE	1:41.724	1:41.978	0.254	
9	80	BEY	22.075	80	BEY	40.680	17	CARNE	39.588	8	10	SUTHERLAND	1:41.873	1:42.326	0.453	
10	10	SUTHERLAND	22.179	35	LODGE	41.000	3	TAYLOR	39.624	9	80	BEY	1:42.243	1:42.356	0.113	
11	11	THOMAS	22.328	42	HOBSON	41.022	35	LODGE	39.670	10	3	TAYLOR	1:42.524	1:42.998	0.474	
12	35	LODGE	22.337	3	TAYLOR	41.083	11	THOMAS	39.877	11	35	LODGE	1:43.007	1:43.672	0.665	
13	42	HOBSON	22.338	43	SHELTON	41.259	42	HOBSON	39.928	12	42	HOBSON	1:43.288	1:43.529	0.241	
14	24	COSTILLA	22.344	22	WADDELOW	41.297	44	BAYFORD	40.062	13	43	SHELTON	1:43.964	1:44.441	0.477	
15	43	SHELTON	22.521	24	COSTILLA	41.381	2	BOOTH-AMOS	40.113	14	24	COSTILLA	1:44.152	1:44.152	0.000	
16	22	WADDELOW	22.525	44	BAYFORD	41.649	43	SHELTON	40.184	15	44	BAYFORD	1:44.248	1:44.495	0.247	
17	44	BAYFORD	22.537	41	WARD	41.714	41	WARD	40.191	16	11	THOMAS	1:44.258	1:44.549	0.291	
18	64	DURHAM	22.607	64	DURHAM	41.719	64	DURHAM	40.257	17	22	WADDELOW	1:44.312	1:44.344	0.032	
19	13	BURMAN	22.732	13	BURMAN	41.869	24	COSTILLA	40.427	18	64	DURHAM	1:44.583	1:45.203	0.620	
20	65	OWENS	22.789	11	THOMAS	42.053	22	WADDELOW	40.490	19	41	WARD	1:44.738	1:45.005	0.267	
21	79	TAYLOR	22.810	77	VERNON	42.086	36	URIBE	40.491	20	2	BOOTH-AMOS	1:45.271	1:45.381	0.110	
22	36	URIBE	22.829	2	BOOTH-AMOS	42.114	77	VERNON	40.674	21	13	BURMAN	1:45.386	1:45.386	0.000	
23	41	WARD	22.833	79	TAYLOR	42.158	13	BURMAN	40.785	22	77	VERNON	1:45.701	1:46.151	0.450	
24	69	BRAIN	22.941	65	OWENS	42.310	65	OWENS	40.839	23	65	OWENS	1:45.938	1:46.084	0.146	
25	77	VERNON	22.941	69	BRAIN	42.329	79	TAYLOR	41.004	24	79	TAYLOR	1:45.972	1:46.367	0.395	
26	2	BOOTH-AMOS	23.044	90	GREENWOOD	42.499	69	BRAIN	41.048	25	69	BRAIN	1:46.318	1:46.599	0.281	
27	90	GREENWOOD	23.077	4	VALLELEY	42.878	90	GREENWOOD	41.624	26	36	URIBE	1:46.663	1:46.911	0.248	
28	4	VALLELEY	23.360	36	URIBE	43.343	4	VALLELEY	41.999	27	90	GREENWOOD	1:47.200	1:47.352	0.152	
29	7	ASHBY	23.684	7	ASHBY	43.474	7	ASHBY	42.595	28	4	VALLELEY	1:48.237	1:48.622	0.385	
30	82	VINCENT	24.139	82	VINCENT	44.714	82	VINCENT	44.245	29	7	ASHBY	1:49.753	1:49.765	0.012	
31				72	TARREN	48.867				30	82	VINCENT	1:53.098			
										31	72	TARREN				

Weather / Track : Cloudy / Dry

Donington Park GP

Circuit Length = 2.4873 miles

Start: 13:55 Flag 14:20 End: 14:22

Results can be found at [www.tsl-timing.com](http://www.tsl-timing.com)

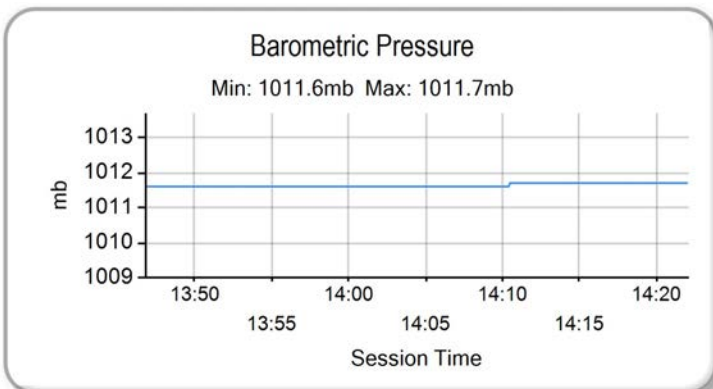
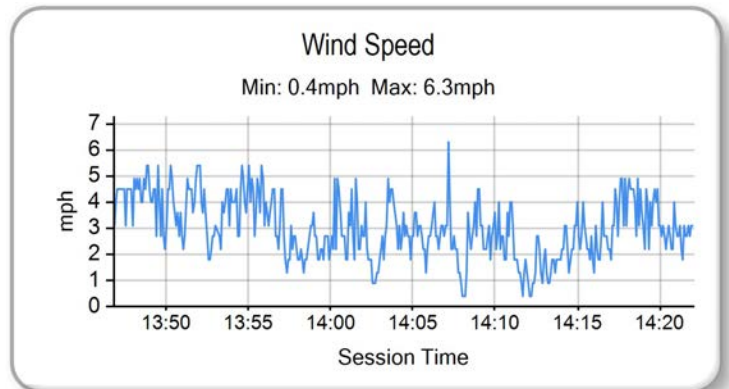
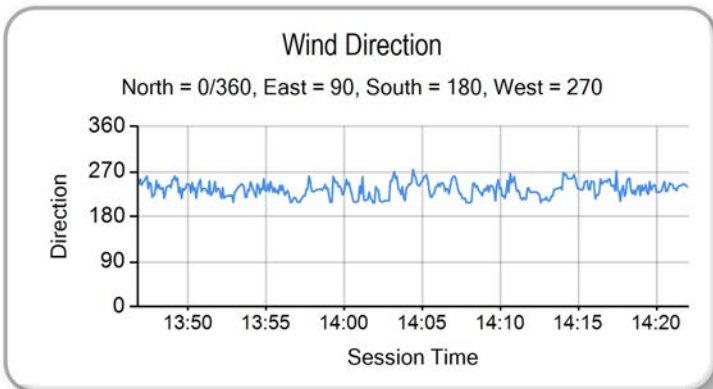
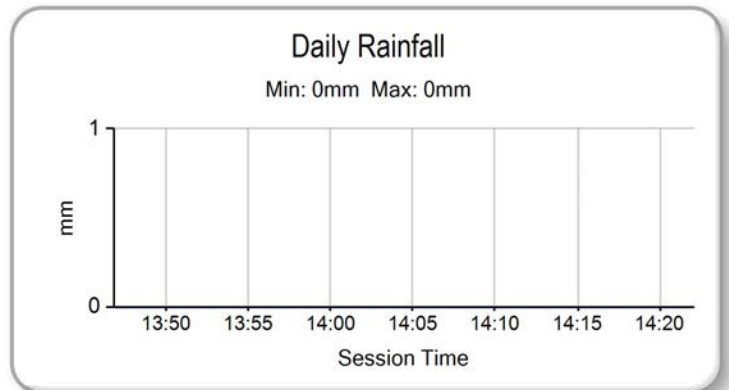
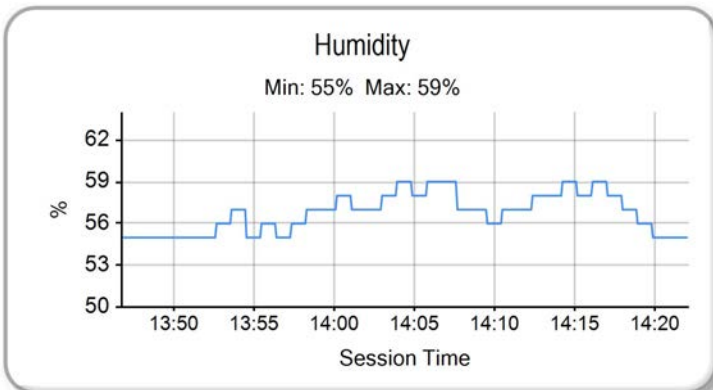
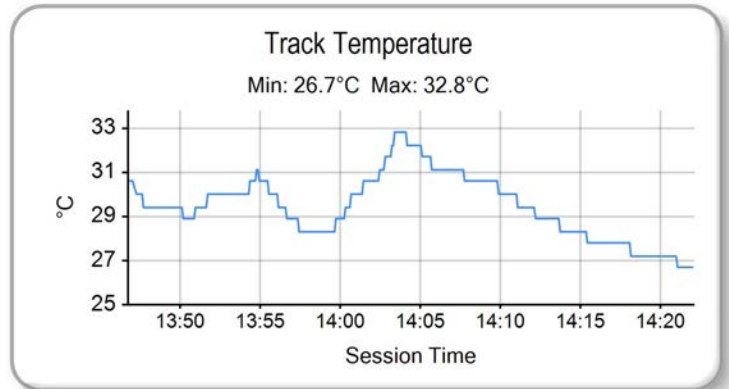
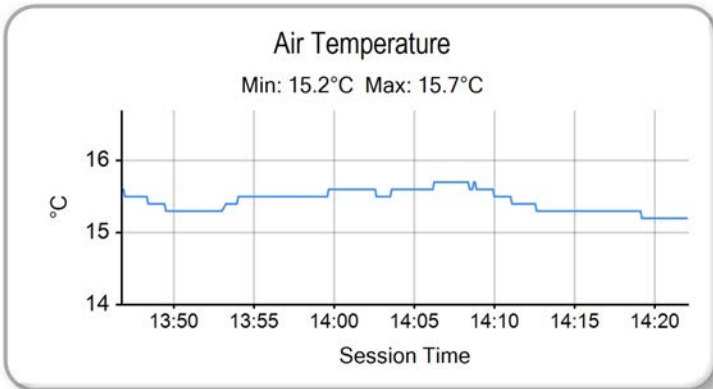
Printed - 14:26 Saturday, 07 September 2013

# MCRCB BULLETIN TK120

## 2013 MCE British Superbike Championship - Round 9

## 2013 Monster Energy British Motostar Championship

### QUALIFYING 2 - WEATHER CONDITIONS



Weather / Track : Cloudy / Dry

Donington Park GP  
Circuit Length = 2.4873 miles  
Start: 13:55 Flag 14:20 End: 14:22

Results can be found at [www.tsl-timing.com](http://www.tsl-timing.com)

Printed - 14:26 Saturday, 07 September 2013



ROW 11		32	18	Paul DOBB	1:50.226	31	7	Jamie ASHBY	1:49.765				
ROW 10	30	4	Louis VALLELEY	1:48.622	29	90	Greg GREENWOOD	1:47.352	28	82	Jon VINCENT	1:46.927	
ROW 9		27	72	Ricky TARREN	1:46.739	26	69	Ryan BRAIN	1:46.599	25	79	Chris TAYLOR	1:46.367
ROW 8	24	36	Jayson URIBE	1:46.333	23	77	Jason VERNON	1:46.151	22	65	Josh OWENS	1:46.084	
ROW 7		21	13	Sam BURMAN	1:45.386	20	2	Tom BOOTH-AMOS	1:45.381	19	64	Asher DURHAM	1:45.203
ROW 6	18	41	Milo WARD	1:45.005	17	11	Joseph THOMAS	1:44.549	16	44	Jake BAYFORD	1:44.495	
ROW 5		15	43	Arnie SHELTON	1:44.441	14	22	Stephanie WADDELOW	1:44.344	13	24	Daniel COSTILLA	1:44.152
ROW 4	12	35	Elliot LODGE	1:43.672	11	42	James HOBSON	1:43.529	10	3	Taz TAYLOR	1:42.998	
ROW 3		9	80	Callum BEY	1:42.356	8	10	Peter SUTHERLAND	1:42.326	7	17	Tom CARNE	1:41.978
ROW 2	6	12	Edward RENDELL	1:41.578	5	34	Jordan WEAVING	1:40.635	4	95	Tarran MACKENZIE	1:40.000	
ROW 1		3	40	Joe FRANCIS	1:39.995	2	66	Joe IRVING	1:39.904	1	67	Andy REID	1:39.658
												<b>Pole</b>	

Donington Park GP  
Circuit Length = 2.4873 miles

These results are provisional until the conclusion of any judicial and technical matters.

Race Director :	Stewards :	Timekeeper :
-----------------	------------	--------------

Results can be found at [www.britishsuperbike.com](http://www.britishsuperbike.com)

Printed - 14:35 Saturday, 07 September 2013



## WARM-UP - CLASSIFICATION



POS	NO	CL	PIC NAME	ENTRY	TIME	ON	LAPS	GAP	DIFF	MPH
1	67		1 Andy REID	Honda - RS Racing	1:40.925	4	5			88.72
2	95	M3	1 Tarran MACKENZIE	KTM - Redline KTM	1:41.128	5	5	0.203	0.203	88.54
3	40	M3	2 Joe FRANCIS	Honda - Team WD40	1:41.311	3	5	0.386	0.183	88.38
4	66	M3	3 Joe IRVING	KTM - RS Racing / The Toad and Tatle Pub	1:41.426	4	5	0.501	0.115	88.28
5	34	M3	4 Jordan WEAVING	KTM - Jordan Racing / Burkert	1:42.199	5	5	1.274	0.773	87.61
6	17		2 Tom CARNE	Honda - TC Racing / SP125 racing	1:42.811	5	5	1.886	0.612	87.09
7	12		3 Edward RENDELL	Honda - Banks Racing	1:43.138	5	5	2.213	0.327	86.82
8	10		4 Peter SUTHERLAND	Aprilia - Kinpac Racing / Floorcoat UK	1:43.468	5	5	2.543	0.330	86.54
9	35		5 Elliot LODGE	Honda - SP125 / SpikeRacing	1:43.546	3	5	2.621	0.078	86.47
10	3		6 Taz TAYLOR	Luyten Honda - FPW Racing	1:43.734	5	5	2.809	0.188	86.32
11	80		7 Callum BEY	Honda - RCD Motorsport	1:43.917	5	5	2.992	0.183	86.16
12	41		8 Milo WARD	Luyten Honda - FPW Racing	1:44.008	5	5	3.083	0.091	86.09
13	42	M3	5 James HOBSON	Honda - Two 4 Motorsport	1:44.337	5	5	3.412	0.329	85.82
14	24		9 Daniel COSTILLA	Honda - Repli-Cast UK	1:45.017	5	5	4.092	0.680	85.26
15	43		10 Arnie SHELTON	Honda - e3 motorsport	1:45.330	2	4	4.405	0.313	85.01
16	64		11 Asher DURHAM	Honda - Brindley Machinery / RFID Protect	1:45.872	5	5	4.947	0.542	84.57
17	11		12 Joseph THOMAS	Honda - Moto UK Racing	1:45.998	3	5	5.073	0.126	84.47
18	22		13 Stephanie WADDELOW	Honda - SP125 / Flossy Racing	1:46.081	5	5	5.156	0.083	84.41
19	2	M3	6 Tom BOOTH-AMOS	BMS PreM3 - FAB Racing	1:46.390	5	5	5.465	0.309	84.16
20	13	M3	7 Sam BURMAN	Honda - WNT / Burman Racing	1:46.686	2	5	5.761	0.296	83.93
21	77		14 Jason VERNON	Honda - SGR Racing	1:46.931	4	5	6.006	0.245	83.74
22	90		15 Greg GREENWOOD	Luyten Honda - FPW Racing	1:47.333	3	5	6.408	0.402	83.42
23	79	M3	8 Chris TAYLOR	Honda - Elevator Bridle & Saddle Co / Coventry Ducati	1:47.352	3	5	6.427	0.019	83.41
24	44		16 Jake BAYFORD	Honda - j4ke.com	1:47.385	3	5	6.460	0.033	83.38
25	65		17 Josh OWENS	Honda - JPL / George Roberts	1:47.392	4	5	6.467	0.007	83.38
26	72		18 Ricky TARREN	Honda - Cresswell Racing	1:47.435	3	5	6.510	0.043	83.34
27	36		19 Jayson URIBE	Honda - Rock and Sons Racing	1:48.067	2	2	7.142	0.632	82.86
28	82		20 Jon VINCENT	Honda - Molly / JVR Racing	1:48.672	5	5	7.747	0.605	82.39
29	4		21 Louis VALLELEY	Honda - Cresswell Racing	1:49.463	2	5	8.538	0.791	81.80
30	18		22 Paul DOBB	Honda - PDR	1:50.273	2	2	9.348	0.810	81.20
31	7		23 Jamie ASHBY	Honda - JPA Racing	1:51.637	4	4	10.712	1.364	80.21

Weather / Track : Bright / Dry

These results are provisional until the conclusion of any judicial and technical matters.

Donington Park GP

Circuit Length = 2.4873 miles

Start: 09:35 Flag 09:43 End: 09:44

Race Director :

Stewards :

Timekeeper :

Results can be found at [www.britishsuperbike.com](http://www.britishsuperbike.com)

Printed - 09:45 Sunday, 08 September 2013

# MCRCB BULLETIN TK193

## 2013 MCE British Superbike Championship - Round 9

### 2013 Monster Energy British Motostar Championship

#### WARM-UP - SECTOR ANALYSIS

SECTOR 1 = FL to I1, SECTOR 2 = I1 to I2, SECTOR 3 = I2 to FL, DIFF = Difference To Personal Best Lap

P1		67		Andy REID		Honda - RS Racing				
LAP	SECTOR 1	SECTOR 2	SECTOR 3	LAP TIME	MPH	DIFF	TIME OF DAY			
1 -	OUTLAP	100.9	43.029	121.7	41.316	<b>92.9</b>		09:36:47.875		
2 -	22.112	114.1	40.744	<b>125.2</b>	39.777	91.7	1:42.633	87.24	1.708	09:38:30.508
3 -	22.066	115.7	40.343	122.0	39.082	92.5	1:41.491 (2)	88.22	0.566	09:40:11.999
4 -	22.059	117.1	<b>39.942</b>	122.2	<b>38.924</b>	91.8	<b>1:40.925 (1)</b>	<b>88.72</b>		<b>09:41:52.924</b>
5 -	<b>22.057</b>	<b>118.3</b>	40.517	122.0	39.061	92.1	1:41.635 (3)	88.10	0.710	09:43:34.559

P2		95 M3		Tarran MACKENZIE		KTM - Redline KTM				
LAP	SECTOR 1	SECTOR 2	SECTOR 3	LAP TIME	MPH	DIFF	TIME OF DAY			
1 -	OUTLAP	96.2	44.967	123.1	40.825	93.6				09:36:57.295
2 -	22.761	109.1	41.264	<b>126.8</b>	39.932	93.6	1:43.957 (3)	86.13	2.829	09:38:41.252
3 -	22.584	106.6	42.042	125.4	39.435	93.8	1:44.061	86.05	2.933	09:40:25.313
4 -	22.123	112.7	40.939	124.5	39.123	94.1	1:42.185 (2)	87.62	1.057	09:42:07.498
5 -	<b>21.774</b>	<b>117.1</b>	<b>40.448</b>	124.9	<b>38.906</b>	<b>94.4</b>	<b>1:41.128 (1)</b>	<b>88.54</b>		<b>09:43:48.626</b>

P3		40 M3		Joe FRANCIS		Honda - Team WD40				
LAP	SECTOR 1	SECTOR 2	SECTOR 3	LAP TIME	MPH	DIFF	TIME OF DAY			
1 -	OUTLAP	107.7	43.951	116.3	40.911	89.8				09:37:19.527
2 -	22.222	119.6	41.494	121.7	39.283	89.9	1:42.999	86.93	1.688	09:39:02.526
3 -	21.911	118.9	40.580	120.6	<b>38.820</b>	<b>91.4</b>	<b>1:41.311 (1)</b>	<b>88.38</b>		<b>09:40:43.837</b>
4 -	<b>21.807</b>	118.9	<b>40.314</b>	<b>123.8</b>	39.340	90.7	1:41.461 (2)	88.25	0.150	09:42:25.298
5 -	21.955	<b>120.0</b>	40.887	121.3	38.902	90.8	1:41.744 (3)	88.00	0.433	09:44:07.042

P4		66 M3		Joe IRVING		KTM - RS Racing / The Toad and Tatle Pub				
LAP	SECTOR 1	SECTOR 2	SECTOR 3	LAP TIME	MPH	DIFF	TIME OF DAY			
1 -	OUTLAP	93.5	42.731	<b>125.9</b>	39.612	93.4				09:36:47.689
2 -	22.100	112.9	40.886	124.7	IN PIT		1:39.571 P	89.93		09:38:27.260
3 -	OUTLAP	113.5	40.941	125.6	<b>38.620</b>	<b>95.5</b>	2:24.005	62.18	42.579	09:40:51.265
4 -	<b>21.711</b>	113.1	<b>40.741</b>	124.5	38.974	94.1	<b>1:41.426 (1)</b>	<b>88.28</b>		<b>09:42:32.691</b>
5 -	21.855	<b>114.9</b>	40.772	124.2	39.554	95.1	1:42.181 (2)	87.63	0.755	09:44:14.872

P5		34 M3		Jordan WEAVING		KTM - Jordan Racing / Burkert				
LAP	SECTOR 1	SECTOR 2	SECTOR 3	LAP TIME	MPH	DIFF	TIME OF DAY			
1 -	OUTLAP	92.6	45.079	115.1	41.281	91.1				09:37:01.689
2 -	22.678	108.4	41.715	<b>124.0</b>	39.838	92.8	1:44.231	85.90	2.032	09:38:45.920
3 -	22.374	113.7	<b>40.961</b>	121.3	<b>39.064</b>	<b>93.2</b>	1:42.399 (2)	87.44	0.200	09:40:28.319
4 -	22.541	101.3	41.265	121.3	39.432	92.2	1:43.238 (3)	86.73	1.039	09:42:11.557
5 -	<b>22.033</b>	<b>119.4</b>	40.966	120.4	39.200	91.8	<b>1:42.199 (1)</b>	<b>87.61</b>		<b>09:43:53.756</b>

P6		17		Tom CARNE		Honda - TC Racing / SP125 racing				
LAP	SECTOR 1	SECTOR 2	SECTOR 3	LAP TIME	MPH	DIFF	TIME OF DAY			
1 -	OUTLAP	92.4	45.108	121.3	41.811	91.1				09:37:13.920
2 -	22.397	106.6	41.282	120.6	40.395	<b>91.8</b>	1:44.074 (3)	86.03	1.263	09:38:57.994
3 -	<b>22.173</b>	<b>113.5</b>	40.967	123.5	40.398	91.1	1:43.538 (2)	86.48	0.727	09:40:41.532
4 -	22.454	110.0	41.008	<b>124.5</b>	41.240	89.3	1:44.702	85.52	1.891	09:42:26.234
5 -	22.204	108.5	<b>40.863</b>	123.5	<b>39.744</b>	91.6	<b>1:42.811 (1)</b>	<b>87.09</b>		<b>09:44:09.045</b>

P7		12		Edward RENDELL		Honda - Banks Racing				
LAP	SECTOR 1	SECTOR 2	SECTOR 3	LAP TIME	MPH	DIFF	TIME OF DAY			
1 -	OUTLAP	104.5	42.641	<b>119.1</b>	40.986	88.8				09:37:13.651
2 -	22.469	116.7	41.443	118.3	40.035	89.6	1:43.947	86.14	0.809	09:38:57.598
3 -	22.406	116.3	<b>41.033</b>	116.5	40.231	87.9	1:43.670 (2)	86.37	0.532	09:40:41.268
4 -	22.537	116.7	41.155	118.1	40.165	89.6	1:43.857 (3)	86.21	0.719	09:42:25.125
5 -	<b>22.174</b>	<b>117.5</b>	41.455	118.5	<b>39.509</b>	<b>90.2</b>	<b>1:43.138 (1)</b>	<b>86.82</b>		<b>09:44:08.263</b>

Weather / Track : Bright / Dry

Donington Park GP  
Circuit Length = 2.4873 miles  
Start: 09:35 Flag 09:43 End: 09:44

**MCRCB BULLETIN TK193**

**2013 MCE British Superbike Championship - Round 9**

**2013 Monster Energy British Motostar Championship**

**WARM-UP - SECTOR ANALYSIS**

SECTOR 1 = FL to I1, SECTOR 2 = I1 to I2, SECTOR 3 = I2 to FL, DIFF = Difference To Personal Best Lap

<b>P8</b>		<b>10</b>		<b>Peter SUTHERLAND</b>		Aprilia - Kinpac Racing / Floorcoat UK					
LAP	SECTOR 1	SECTOR 2	SECTOR 3	LAP TIME	MPH	DIFF	TIME OF DAY				
1 -	OUTLAP	89.9	44.628	120.2	41.618	<b>90.4</b>		09:36:52.571			
2 -	22.710	119.4	42.396	<b>121.7</b>	40.697	88.6	1:45.803	84.63	2.335	09:38:38.374	
3 -	22.685	119.6	41.484	119.1	40.092	89.9	1:44.261	<b>(3)</b>	85.88	0.793	09:40:22.635
4 -	22.534	114.1	<b>41.400</b>	119.1	40.016	89.7	1:43.950	<b>(2)</b>	86.14	0.482	09:42:06.585
5 -	<b>22.258</b>	<b>122.2</b>	41.550	119.8	<b>39.660</b>	90.0	<b>1:43.468</b>	<b>(1)</b>	<b>86.54</b>		<b>09:43:50.053</b>

<b>P9</b>		<b>35</b>		<b>Elliot LODGE</b>		Honda - SP125 / SpikeRacing					
LAP	SECTOR 1	SECTOR 2	SECTOR 3	LAP TIME	MPH	DIFF	TIME OF DAY				
1 -	OUTLAP	99.1	44.981	116.9	41.757	89.7				09:37:14.287	
2 -	22.903	110.9	41.717	117.1	40.186	89.9	1:44.806		85.43	1.260	09:38:59.093
3 -	22.586	116.5	41.336	117.1	39.624	90.8	<b>1:43.546</b>	<b>(1)</b>	<b>86.47</b>		<b>09:40:42.639</b>
4 -	<b>22.414</b>	<b>118.1</b>	<b>40.788</b>	<b>118.7</b>	40.504	89.4	1:43.706	<b>(2)</b>	86.34	0.160	09:42:26.345
5 -	22.415	116.3	41.800	<b>118.7</b>	<b>39.582</b>	<b>90.9</b>	1:43.797	<b>(3)</b>	86.26	0.251	09:44:10.142

<b>P10</b>		<b>3</b>		<b>Taz TAYLOR</b>		Luyten Honda - FPW Racing					
LAP	SECTOR 1	SECTOR 2	SECTOR 3	LAP TIME	MPH	DIFF	TIME OF DAY				
1 -	OUTLAP	96.4	44.534	<b>123.3</b>	41.567	89.9				09:36:50.829	
2 -	22.557	110.3	41.993	122.2	40.664	92.0	1:45.214		85.10	1.480	09:38:36.043
3 -	<b>22.264</b>	113.3	41.691	123.1	40.047	91.2	1:44.002	<b>(2)</b>	86.09	0.268	09:40:20.045
4 -	22.543	105.5	<b>41.447</b>	122.9	40.100	<b>92.4</b>	1:44.090	<b>(3)</b>	86.02	0.356	09:42:04.135
5 -	22.280	<b>119.1</b>	41.508	121.5	<b>39.946</b>	92.0	<b>1:43.734</b>	<b>(1)</b>	<b>86.32</b>		<b>09:43:47.869</b>

<b>P11</b>		<b>80</b>		<b>Callum BEY</b>		Honda - RCD Motorsport					
LAP	SECTOR 1	SECTOR 2	SECTOR 3	LAP TIME	MPH	DIFF	TIME OF DAY				
1 -	OUTLAP	96.9	43.382	116.3	41.701	87.9				09:36:48.835	
2 -	23.109	106.0	41.748	118.3	41.020	88.2	1:45.877		84.57	1.960	09:38:34.712
3 -	22.886	110.1	41.556	119.4	40.691	89.1	1:45.133	<b>(3)</b>	85.17	1.216	09:40:19.845
4 -	22.597	111.8	<b>41.298</b>	118.9	40.621	<b>90.0</b>	1:44.516	<b>(2)</b>	85.67	0.599	09:42:04.361
5 -	<b>22.481</b>	<b>118.3</b>	41.315	<b>120.2</b>	<b>40.121</b>	<b>90.0</b>	<b>1:43.917</b>	<b>(1)</b>	<b>86.16</b>		<b>09:43:48.278</b>

<b>P12</b>		<b>41</b>		<b>Milo WARD</b>		Luyten Honda - FPW Racing					
LAP	SECTOR 1	SECTOR 2	SECTOR 3	LAP TIME	MPH	DIFF	TIME OF DAY				
1 -		98.5	43.591	117.1	42.117	84.4				09:36:50.728	
2 -	23.077	108.9	41.920	117.1	40.664	<b>87.5</b>	1:45.661		84.74	1.653	09:38:36.389
3 -	<b>22.527</b>	114.9	41.199	115.9	40.455	86.4	1:44.181	<b>(2)</b>	85.95	0.173	09:40:20.570
4 -	22.796	110.0	<b>41.075</b>	<b>117.9</b>	40.642	84.4	1:44.513	<b>(3)</b>	85.67	0.505	09:42:05.083
5 -	22.729	<b>117.9</b>	41.163	115.9	<b>40.116</b>	87.4	<b>1:44.008</b>	<b>(1)</b>	<b>86.09</b>		<b>09:43:49.091</b>

<b>P13</b>		<b>42 M3</b>		<b>James HOBSON</b>		Honda - Two 4 Motorsport					
LAP	SECTOR 1	SECTOR 2	SECTOR 3	LAP TIME	MPH	DIFF	TIME OF DAY				
1 -	OUTLAP	97.5	44.728	117.9	42.284	90.3				09:37:17.595	
2 -	23.305	113.7	43.012	121.1	40.740	91.8	1:47.057		83.64	2.720	09:39:04.652
3 -	22.579	<b>120.9</b>	41.902	119.8	40.837	91.7	1:45.318	<b>(3)</b>	85.02	0.981	09:40:49.970
4 -	22.456	119.4	41.894	<b>121.5</b>	<b>40.172</b>	91.7	1:44.522	<b>(2)</b>	85.67	0.185	09:42:34.492
5 -	<b>22.377</b>	120.6	<b>41.630</b>	120.2	40.330	<b>93.2</b>	<b>1:44.337</b>	<b>(1)</b>	<b>85.82</b>		<b>09:44:18.829</b>

<b>P14</b>		<b>24</b>		<b>Daniel COSTILLA</b>		Honda - Repli-Cast UK					
LAP	SECTOR 1	SECTOR 2	SECTOR 3	LAP TIME	MPH	DIFF	TIME OF DAY				
1 -	OUTLAP	86.7	44.827	120.2	44.066	92.1				09:36:55.138	
2 -	22.636	111.4	41.586	122.2	42.350	90.4	1:46.572	<b>(3)</b>	84.02	1.555	09:38:41.710
3 -	22.872	105.0	<b>41.494</b>	<b>122.4</b>	42.076	92.0	1:46.442	<b>(2)</b>	84.12	1.425	09:40:28.152
4 -	22.832	96.1	45.083	94.1	44.720	90.6	1:52.635		79.49	7.618	09:42:20.787
5 -	<b>22.461</b>	<b>112.5</b>	41.511	120.4	<b>41.045</b>	<b>93.0</b>	<b>1:45.017</b>	<b>(1)</b>	<b>85.26</b>		<b>09:44:05.804</b>

Weather / Track : Bright / Dry

Donington Park GP  
Circuit Length = 2.4873 miles  
Start: 09:35 Flag 09:43 End: 09:44



# MCRCB BULLETIN TK193

## 2013 MCE British Superbike Championship - Round 9

### 2013 Monster Energy British Motostar Championship

#### WARM-UP - SECTOR ANALYSIS

SECTOR 1 = FL to I1, SECTOR 2 = I1 to I2, SECTOR 3 = I2 to FL, DIFF = Difference To Personal Best Lap

P15 43		Arnie SHELTON		Honda - e3 motorsport							
LAP	SECTOR 1	SECTOR 2	SECTOR 3	LAP TIME	MPH	DIFF	TIME OF DAY				
1 -	OUTLAP	89.4	44.519	121.5	42.578	88.7	09:36:56.550				
2 -	22.914	<b>111.6</b>	<b>41.773</b>	120.9	<b>40.643</b>	<b>90.9</b>	<b>1:45.330 (1)</b>	<b>85.01</b>	<b>09:38:41.880</b>		
3 -	<b>22.504</b>	111.4	42.020	<b>123.3</b>	41.303	90.8	1:45.827 (2)	84.61	0.497	09:40:27.707	
4 -	22.731	107.2	47.966	75.4	IN PIT		1:49.612	<b>P</b>	81.69	4.282	09:42:17.319

P16 64		Asher DURHAM		Honda - Brindley Machinery / RFID Protect						
LAP	SECTOR 1	SECTOR 2	SECTOR 3	LAP TIME	MPH	DIFF	TIME OF DAY			
1 -	OUTLAP	98.5	44.786	120.9	42.073	90.8	09:36:52.080			
2 -	22.881	110.7	42.605	<b>121.1</b>	41.726	89.6	1:47.212 (3)	83.52	1.340	09:38:39.292
3 -	22.846	<b>110.9</b>	42.115	120.4	41.641	<b>91.3</b>	1:46.602 (2)	83.99	0.730	09:40:25.894
4 -	22.748	109.1	42.527	120.2	42.488	<b>91.3</b>	1:47.763	83.09	1.891	09:42:13.657
5 -	<b>22.518</b>	110.7	<b>41.953</b>	120.0	<b>41.401</b>	91.1	<b>1:45.872 (1)</b>	<b>84.57</b>		<b>09:43:59.529</b>

P17 11		Joseph THOMAS		Honda - Moto UK Racing						
LAP	SECTOR 1	SECTOR 2	SECTOR 3	LAP TIME	MPH	DIFF	TIME OF DAY			
1 -	OUTLAP	89.9	44.770	116.3	42.661	89.1	09:36:53.123			
2 -	22.883	112.4	42.674	117.3	41.390	<b>90.6</b>	1:46.947	83.72	0.949	09:38:40.070
3 -	22.749	111.4	<b>42.001</b>	117.7	<b>41.248</b>	89.7	<b>1:45.998 (1)</b>	<b>84.47</b>		<b>09:40:26.068</b>
4 -	22.765	105.5	42.434	<b>119.6</b>	41.465	89.2	1:46.664 (3)	83.95	0.666	09:42:12.732
5 -	<b>22.634</b>	<b>116.9</b>	42.206	116.7	41.397	89.2	1:46.237 (2)	84.28	0.239	09:43:58.969

P18 22		Stephanie WADDELOW		Honda - SP125 / Flossy Racing						
LAP	SECTOR 1	SECTOR 2	SECTOR 3	LAP TIME	MPH	DIFF	TIME OF DAY			
1 -	OUTLAP	87.1	45.221	111.1	43.788	88.1	09:37:26.295			
2 -	23.323	102.6	42.785	<b>116.7</b>	42.080	87.7	1:48.188	82.76	2.107	09:39:14.483
3 -	23.105	108.2	42.389	113.9	41.644	87.5	1:47.138 (3)	83.57	1.057	09:41:01.621
4 -	<b>23.033</b>	<b>110.0</b>	42.112	114.3	41.198	<b>88.6</b>	1:46.343 (2)	84.20	0.262	09:42:47.964
5 -	23.329	107.0	<b>41.662</b>	114.7	<b>41.090</b>	87.6	<b>1:46.081 (1)</b>	<b>84.41</b>		<b>09:44:34.045</b>

P19 2 M3		Tom BOOTH-AMOS		BMS PreM3 - FAB Racing						
LAP	SECTOR 1	SECTOR 2	SECTOR 3	LAP TIME	MPH	DIFF	TIME OF DAY			
1 -	OUTLAP	97.5	45.602	112.4	42.036	85.9	09:37:17.852			
2 -	23.390	110.7	43.119	<b>114.5</b>	40.762	87.0	1:47.271	83.47	0.881	09:39:05.123
3 -	<b>22.965</b>	<b>115.3</b>	42.609	111.1	41.028	87.3	1:46.602 (2)	83.99	0.212	09:40:51.725
4 -	23.172	112.0	42.994	110.3	40.586	87.0	1:46.752 (3)	83.88	0.362	09:42:38.477
5 -	23.212	111.4	<b>42.605</b>	111.1	<b>40.573</b>	<b>87.4</b>	<b>1:46.390 (1)</b>	<b>84.16</b>		<b>09:44:24.867</b>

P20 13 M3		Sam BURMAN		Honda - WNT / Burman Racing						
LAP	SECTOR 1	SECTOR 2	SECTOR 3	LAP TIME	MPH	DIFF	TIME OF DAY			
1 -	OUTLAP	91.0	45.303	120.4	42.770	88.9	09:36:53.861			
2 -	23.137	<b>108.0</b>	<b>42.048</b>	119.8	41.501	<b>90.0</b>	<b>1:46.686 (1)</b>	<b>83.93</b>		<b>09:38:40.547</b>
3 -	<b>23.110</b>	107.8	42.326	121.1	41.564	89.9	1:47.000 (2)	83.68	0.314	09:40:27.547
4 -	23.149	105.3	42.922	<b>122.0</b>	<b>41.330</b>	89.9	1:47.401 (3)	83.37	0.715	09:42:14.948
5 -	23.407	104.8	43.114	120.4	42.220	89.8	1:48.741	82.34	2.055	09:44:03.689

P21 77		Jason VERNON		Honda - SGR Racing						
LAP	SECTOR 1	SECTOR 2	SECTOR 3	LAP TIME	MPH	DIFF	TIME OF DAY			
1 -	OUTLAP	84.9	45.600	<b>116.5</b>	43.305	<b>87.3</b>	09:36:58.339			
2 -	23.395	<b>110.7</b>	44.428	114.7	42.187	86.4	1:50.010	81.39	3.079	09:38:48.349
3 -	23.160	110.1	42.948	115.1	41.703	86.3	1:47.811 (2)	83.05	0.880	09:40:36.160
4 -	23.344	110.3	<b>42.428</b>	115.7	<b>41.159</b>	86.3	<b>1:46.931 (1)</b>	<b>83.74</b>		<b>09:42:23.091</b>
5 -	<b>23.070</b>	107.5	43.228	116.3	42.599	80.5	1:48.897 (3)	82.22	1.966	09:44:11.988

Weather / Track : Bright / Dry

Donington Park GP  
Circuit Length = 2.4873 miles  
Start: 09:35 Flag 09:43 End: 09:44

**MCRCB BULLETIN TK193**

**2013 MCE British Superbike Championship - Round 9**

**2013 Monster Energy British Motostar Championship**

**WARM-UP - SECTOR ANALYSIS**

SECTOR 1 = FL to I1, SECTOR 2 = I1 to I2, SECTOR 3 = I2 to FL, DIFF = Difference To Personal Best Lap

<b>P22 90</b>		<b>Greg GREENWOOD</b>		Luyten Honda - FPW Racing				
LAP	SECTOR 1	SECTOR 2	SECTOR 3	LAP TIME	MPH	DIFF	TIME OF DAY	
1 -	OUTLAP	97.2	43.900	116.3	42.726	86.3	09:36:50.748	
2 -	23.619	107.3	43.205	116.1	42.361	87.7	1:49.185 82.01 1.852 09:38:39.933	
3 -	23.364	107.5	<b>42.535</b>	116.5	<b>41.434</b>	<b>88.9</b>	<b>1:47.333 (1) 83.42 09:40:27.266</b>	
4 -	<b>23.050</b>	<b>109.1</b>	43.210	116.7	41.988	88.1	1:48.248 (2) 82.72 0.915 09:42:15.514	
5 -	23.068	105.6	43.171	<b>117.9</b>	42.618	88.8	1:48.857 (3) 82.25 1.524 09:44:04.371	

<b>P23 79 M3</b>		<b>Chris TAYLOR</b>		Honda - Elevator Bridle & Saddle Co / Coventry Ducati				
LAP	SECTOR 1	SECTOR 2	SECTOR 3	LAP TIME	MPH	DIFF	TIME OF DAY	
1 -	OUTLAP	84.2	46.579	120.4	46.091	89.2	09:36:59.521	
2 -	23.594	100.4	42.841	122.4	<b>41.629</b>	91.2	1:48.064 (3) 82.86 0.712 09:38:47.585	
3 -	23.177	102.1	<b>42.194</b>	<b>123.8</b>	41.981	<b>91.4</b>	<b>1:47.352 (1) 83.41 09:40:34.937</b>	
4 -	23.183	<b>107.0</b>	44.010	113.9	43.489	<b>91.4</b>	1:50.682 80.90 3.330 09:42:25.619	
5 -	<b>22.726</b>	105.6	42.956	121.7	41.850	90.7	1:47.532 (2) 83.27 0.180 09:44:13.151	

<b>P24 44</b>		<b>Jake BAYFORD</b>		Honda - j4ke.com				
LAP	SECTOR 1	SECTOR 2	SECTOR 3	LAP TIME	MPH	DIFF	TIME OF DAY	
1 -	OUTLAP	91.5	46.747	118.3	43.839	89.6	09:36:57.822	
2 -	23.598	105.5	43.774	119.1	41.720	89.9	1:49.092 82.08 1.707 09:38:46.914	
3 -	23.170	106.5	<b>42.414</b>	<b>120.4</b>	41.801	88.9	<b>1:47.385 (1) 83.38 09:40:34.299</b>	
4 -	<b>23.071</b>	107.8	42.729	118.9	42.170	89.3	1:47.970 (3) 82.93 0.585 09:42:22.269	
5 -	23.332	<b>109.4</b>	43.083	119.6	<b>41.130</b>	<b>90.4</b>	1:47.545 (2) 83.26 0.160 09:44:09.814	

<b>P25 65</b>		<b>Josh OWENS</b>		Honda - JPL / George Roberts				
LAP	SECTOR 1	SECTOR 2	SECTOR 3	LAP TIME	MPH	DIFF	TIME OF DAY	
1 -	OUTLAP	90.9	45.390	117.3	43.604	87.7	09:36:58.129	
2 -	23.443	108.9	42.960	116.9	42.037	88.5	1:48.440 (3) 82.57 1.048 09:38:46.569	
3 -	23.253	113.5	<b>42.653</b>	116.7	42.368	<b>88.8</b>	1:48.274 (2) 82.70 0.882 09:40:34.843	
4 -	<b>22.682</b>	115.5	42.686	117.3	<b>42.024</b>	87.1	<b>1:47.392 (1) 83.38 09:42:22.235</b>	
5 -	22.971	<b>120.2</b>	44.266	<b>117.7</b>	44.977	86.2	1:52.214 79.79 4.822 09:44:14.449	

<b>P26 72</b>		<b>Ricky TARREN</b>		Honda - Cresswell Racing				
LAP	SECTOR 1	SECTOR 2	SECTOR 3	LAP TIME	MPH	DIFF	TIME OF DAY	
1 -	OUTLAP	88.3	47.185	112.9	43.930	87.1	09:36:57.177	
2 -	23.588	108.7	43.078	<b>115.1</b>	41.579	87.3	1:48.245 (3) 82.72 0.810 09:38:45.422	
3 -	23.589	112.0	<b>42.888</b>	113.9	40.958	<b>88.0</b>	<b>1:47.435 (1) 83.34 09:40:32.857</b>	
4 -	23.479	112.9	43.365	113.5	41.896	87.1	1:48.740 82.34 1.305 09:42:21.597	
5 -	<b>23.431</b>	<b>113.7</b>	43.236	113.7	<b>40.795</b>	87.5	1:47.462 (2) 83.32 0.027 09:44:09.059	

<b>P27 36</b>		<b>Jayson URIBE</b>		Honda - Rock and Sons Racing				
LAP	SECTOR 1	SECTOR 2	SECTOR 3	LAP TIME	MPH	DIFF	TIME OF DAY	
1 -	OUTLAP	80.1	47.506	<b>114.9</b>	42.339	88.2	09:42:14.664	
2 -	<b>23.507</b>	<b>106.0</b>	<b>43.179</b>	114.1	<b>41.381</b>	<b>88.3</b>	<b>1:48.067 (1) 82.86 09:44:02.731</b>	

<b>P28 82</b>		<b>Jon VINCENT</b>		Honda - Molly / JVR Racing				
LAP	SECTOR 1	SECTOR 2	SECTOR 3	LAP TIME	MPH	DIFF	TIME OF DAY	
1 -	OUTLAP	90.8	48.199	112.9	45.950	85.2	09:37:21.591	
2 -	24.782	93.8	45.901	113.1	43.099	87.1	1:53.782 78.69 5.110 09:39:15.373	
3 -	23.769	100.0	44.659	114.3	42.784	86.9	1:51.212 (3) 80.51 2.540 09:41:06.585	
4 -	23.921	102.4	44.730	<b>114.5</b>	42.173	87.4	1:50.824 (2) 80.79 2.152 09:42:57.409	
5 -	<b>23.547</b>	<b>104.2</b>	<b>43.517</b>	114.1	<b>41.608</b>	<b>87.7</b>	<b>1:48.672 (1) 82.39 09:44:46.081</b>	

<b>P29 4</b>		<b>Louis VALLELEY</b>		Honda - Cresswell Racing				
LAP	SECTOR 1	SECTOR 2	SECTOR 3	LAP TIME	MPH	DIFF	TIME OF DAY	
1 -	OUTLAP	97.9	44.906	115.3	43.747	87.7	09:36:56.427	
2 -	23.901	105.0	43.392	115.3	<b>42.170</b>	<b>88.3</b>	<b>1:49.463 (1) 81.80 09:38:45.890</b>	

Weather / Track : Bright / Dry

Donington Park GP  
Circuit Length = 2.4873 miles  
Start: 09:35 Flag 09:43 End: 09:44

**MCRCB BULLETIN TK193**

**2013 MCE British Superbike Championship - Round 9**

**2013 Monster Energy British Motostar Championship**

**WARM-UP - SECTOR ANALYSIS**

SECTOR 1 = FL to I1, SECTOR 2 = I1 to I2, SECTOR 3 = I2 to FL, DIFF = Difference To Personal Best Lap

3 -	<b>23.558</b>	109.6	<b>42.961</b>	<b>116.9</b>	43.651	87.7	1:50.170 <b>(3)</b>	81.27	0.707	09:40:36.060
4 -	23.794	<b>112.2</b>	43.202	116.5	43.191	86.8	1:50.187	81.26	0.724	09:42:26.247
5 -	23.620	107.0	43.507	116.1	42.988	83.5	1:50.115 <b>(2)</b>	81.31	0.652	09:44:16.362

<b>P30</b>	<b>18</b>	<b>Paul DOBB</b>				Honda - PDR				
LAP	SECTOR 1	SECTOR 2		SECTOR 3		LAP TIME	MPH	DIFF	TIME OF DAY	
1 -	OUTLAP	96.8	44.766	115.5	43.945	<b>86.4</b>			09:42:47.608	
<b>2 -</b>	<b>24.147</b>	<b>103.7</b>	<b>43.264</b>	<b>116.1</b>	<b>42.862</b>	86.0	<b>1:50.273 (1)</b>	<b>81.20</b>	<b>09:44:37.881</b>	

<b>P31</b>	<b>7</b>	<b>Jamie ASHBY</b>				Honda - JPA Racing				
LAP	SECTOR 1	SECTOR 2		SECTOR 3		LAP TIME	MPH	DIFF	TIME OF DAY	
1 -	OUTLAP	86.9	48.221	<b>118.3</b>	45.681	87.0			09:37:24.811	
2 -	24.565	98.6	45.151	117.9	44.164	87.6	1:53.880 <b>(3)</b>	78.63	2.243	09:39:18.691
3 -	24.188	100.0	44.186	117.7	43.822	<b>87.9</b>	1:52.196 <b>(2)</b>	79.81	0.559	09:41:10.887
<b>4 -</b>	<b>23.935</b>	<b>101.8</b>	<b>44.181</b>	117.5	<b>43.521</b>	87.6	<b>1:51.637 (1)</b>	<b>80.21</b>	<b>09:43:02.524</b>	

**MCRCB BULLETIN TK194****2013 MCE British Superbike Championship - Round 9****2013 Monster Energy British Motostar Championship****WARM-UP - BEST SPEEDS**

<b>SECTOR 1</b>				<b>SECTOR 2</b>			<b>FINISH LINE</b>		
POS	NO	NAME	MPH	NO	NAME	MPH	NO	NAME	MPH
1	10	Peter SUTHERLAND	122.2	95	Tarran MACKENZIE	126.8	66	Joe IRVING	95.5
2	42	James HOBSON	120.9	66	Joe IRVING	125.9	95	Tarran MACKENZIE	94.4
3	65	Josh OWENS	120.2	67	Andy REID	125.2	34	Jordan WEAVING	93.2
4	40	Joe FRANCIS	120.0	17	Tom CARNE	124.5	42	James HOBSON	93.2
5	34	Jordan WEAVING	119.4	34	Jordan WEAVING	124.0	24	Daniel COSTILLA	93.0
6	3	Taz TAYLOR	119.1	40	Joe FRANCIS	123.8	67	Andy REID	92.9
7	67	Andy REID	118.3	79	Chris TAYLOR	123.8	3	Taz TAYLOR	92.4
8	80	Callum BEY	118.3	3	Taz TAYLOR	123.3	17	Tom CARNE	91.8
9	35	Elliot LODGE	118.1	43	Arnie SHELTON	123.3	40	Joe FRANCIS	91.4
10	41	Milo WARD	117.9	24	Daniel COSTILLA	122.4	79	Chris TAYLOR	91.4
11	12	Edward RENDELL	117.5	13	Sam BURMAN	122.0	64	Asher DURHAM	91.3
12	95	Tarran MACKENZIE	117.1	10	Peter SUTHERLAND	121.7	35	Elliot LODGE	90.9
13	11	Joseph THOMAS	116.9	42	James HOBSON	121.5	43	Arnie SHELTON	90.9
14	2	Tom BOOTH-AMOS	115.3	64	Asher DURHAM	121.1	11	Joseph THOMAS	90.6
15	66	Joe IRVING	114.9	44	Jake BAYFORD	120.4	10	Peter SUTHERLAND	90.4
16	72	Ricky TARREN	113.7	80	Callum BEY	120.2	44	Jake BAYFORD	90.4
17	17	Tom CARNE	113.5	11	Joseph THOMAS	119.6	12	Edward RENDELL	90.2
18	24	Daniel COSTILLA	112.5	12	Edward RENDELL	119.1	13	Sam BURMAN	90.0
19	4	Louis VALLELEY	112.2	35	Elliot LODGE	118.7	80	Callum BEY	90.0
20	43	Arnie SHELTON	111.6	7	Jamie ASHBY	118.3	90	Greg GREENWOOD	88.9
21	64	Asher DURHAM	110.9	41	Milo WARD	117.9	65	Josh OWENS	88.8
22	77	Jason VERNON	110.7	90	Greg GREENWOOD	117.9	22	Stephanie WADDELOW	88.6
23	22	Stephanie WADDELOW	110.0	65	Josh OWENS	117.7	4	Louis VALLELEY	88.3
24	44	Jake BAYFORD	109.4	4	Louis VALLELEY	116.9	36	Jayson URIBE	88.3
25	90	Greg GREENWOOD	109.1	22	Stephanie WADDELOW	116.7	72	Ricky TARREN	88.0
26	13	Sam BURMAN	108.0	77	Jason VERNON	116.5	7	Jamie ASHBY	87.9
27	79	Chris TAYLOR	107.0	18	Paul DOBB	116.1	82	Jon VINCENT	87.7
28	36	Jayson URIBE	106.0	72	Ricky TARREN	115.1	41	Milo WARD	87.5
29	82	Jon VINCENT	104.2	36	Jayson URIBE	114.9	2	Tom BOOTH-AMOS	87.4
30	18	Paul DOBB	103.7	2	Tom BOOTH-AMOS	114.5	77	Jason VERNON	87.3
31	7	Jamie ASHBY	101.8	82	Jon VINCENT	114.5	18	Paul DOBB	86.4

Weather / Track : Bright / Dry

Results can be found at [www.tsl-timing.com](http://www.tsl-timing.com)Donington Park GP  
Circuit Length = 2.4873 miles  
Start: 09:35 Flag 09:43 End: 09:44

Printed - 09:46 Sunday, 08 September 2013

# MCRCB BULLETIN TK195

## 2013 MCE British Superbike Championship - Round 9

### 2013 Monster Energy British Motostar Championship

#### WARM-UP - BEST SECTORS

SECTOR 1			SECTOR 2			SECTOR 3			IDEAL / BEST COMPARISON						
POS	NO	NAME	TIME	NO	NAME	TIME	NO	NAME	TIME	POS	NO	NAME	IDEAL	BEST	DIFF
1	66	IRVING	21.711	67	REID	39.942	66	IRVING	38.620						
2	95	MACKENZIE	21.774	40	FRANCIS	40.314	40	FRANCIS	38.820	1	67	REID	1:40.923	1:40.925	0.002
3	40	FRANCIS	21.807	95	MACKENZIE	40.448	95	MACKENZIE	38.906	2	40	FRANCIS	1:40.941	1:41.311	0.370
4	34	WEAVING	22.033	66	IRVING	40.741	67	REID	38.924	3	66	IRVING	1:41.072	1:41.426	0.354
5	67	REID	22.057	35	LODGE	40.788	34	WEAVING	39.064	4	95	MACKENZIE	1:41.128	1:41.128	0.000
6	17	CARNE	22.173	17	CARNE	40.863	12	RENDELL	39.509	5	34	WEAVING	1:42.058	1:42.199	0.141
7	12	RENDELL	22.174	34	WEAVING	40.961	35	LODGE	39.582	6	12	RENDELL	1:42.716	1:43.138	0.422
8	10	SUTHERLAND	22.258	12	RENDELL	41.033	10	SUTHERLAND	39.660	7	17	CARNE	1:42.780	1:42.811	0.031
9	3	TAYLOR	22.264	41	WARD	41.075	17	CARNE	39.744	8	35	LODGE	1:42.784	1:43.546	0.762
10	42	HOBSON	22.377	80	BEY	41.298	3	TAYLOR	39.946	9	10	SUTHERLAND	1:43.318	1:43.468	0.150
11	35	LODGE	22.414	10	SUTHERLAND	41.400	41	WARD	40.116	10	3	TAYLOR	1:43.657	1:43.734	0.077
12	24	COSTILLA	22.461	3	TAYLOR	41.447	80	BEY	40.121	11	41	WARD	1:43.718	1:44.008	0.290
13	80	BEY	22.481	24	COSTILLA	41.494	42	HOBSON	40.172	12	80	BEY	1:43.900	1:43.917	0.017
14	43	SHELTON	22.504	42	HOBSON	41.630	2	BOOTH-AMOS	40.573	13	42	HOBSON	1:44.179	1:44.337	0.158
15	64	DURHAM	22.518	22	WADDELOW	41.662	43	SHELTON	40.643	14	43	SHELTON	1:44.920	1:45.330	0.410
16	41	WARD	22.527	43	SHELTON	41.773	72	TARREN	40.795	15	24	COSTILLA	1:45.000	1:45.017	0.017
17	11	THOMAS	22.634	64	DURHAM	41.953	24	COSTILLA	41.045	16	22	WADDELOW	1:45.785	1:46.081	0.296
18	65	OWENS	22.682	11	THOMAS	42.001	22	WADDELOW	41.090	17	64	DURHAM	1:45.872	1:45.872	0.000
19	79	TAYLOR	22.726	13	BURMAN	42.048	44	BAYFORD	41.130	18	11	THOMAS	1:45.883	1:45.998	0.115
20	2	BOOTH-AMOS	22.965	79	TAYLOR	42.194	77	VERNON	41.159	19	2	BOOTH-AMOS	1:46.143	1:46.390	0.247
21	22	WADDELOW	23.033	44	BAYFORD	42.414	11	THOMAS	41.248	20	13	BURMAN	1:46.488	1:46.686	0.198
22	90	GREENWOOD	23.050	77	VERNON	42.428	13	BURMAN	41.330	21	79	TAYLOR	1:46.549	1:47.352	0.803
23	77	VERNON	23.070	90	GREENWOOD	42.535	36	URIBE	41.381	22	44	BAYFORD	1:46.615	1:47.385	0.770
24	44	BAYFORD	23.071	2	BOOTH-AMOS	42.605	64	DURHAM	41.401	23	77	VERNON	1:46.657	1:46.931	0.274
25	13	BURMAN	23.110	65	OWENS	42.653	90	GREENWOOD	41.434	24	90	GREENWOOD	1:47.019	1:47.333	0.314
26	72	TARREN	23.431	72	TARREN	42.888	82	VINCENT	41.608	25	72	TARREN	1:47.114	1:47.435	0.321
27	36	URIBE	23.507	4	VALLELEY	42.961	79	TAYLOR	41.629	26	65	OWENS	1:47.359	1:47.392	0.033
28	82	VINCENT	23.547	36	URIBE	43.179	65	OWENS	42.024	27	36	URIBE	1:48.067	1:48.067	0.000
29	4	VALLELEY	23.558	18	DOBB	43.264	4	VALLELEY	42.170	28	82	VINCENT	1:48.672	1:48.672	0.000
30	7	ASHBY	23.935	82	VINCENT	43.517	18	DOBB	42.862	29	4	VALLELEY	1:48.689	1:49.463	0.774
31	18	DOBB	24.147	7	ASHBY	44.181	7	ASHBY	43.521	30	18	DOBB	1:50.273	1:50.273	0.000
										31	7	ASHBY	1:51.637	1:51.637	0.000

Weather / Track : Bright / Dry

Results can be found at [www.tsl-timing.com](http://www.tsl-timing.com)

Donington Park GP

Circuit Length = 2.4873 miles

Start: 09:35 Flag 09:43 End: 09:44

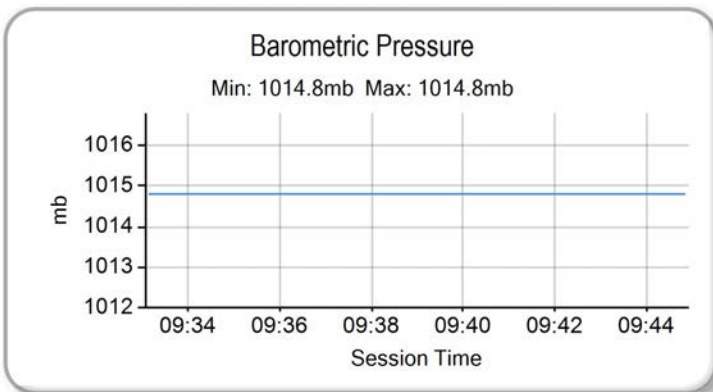
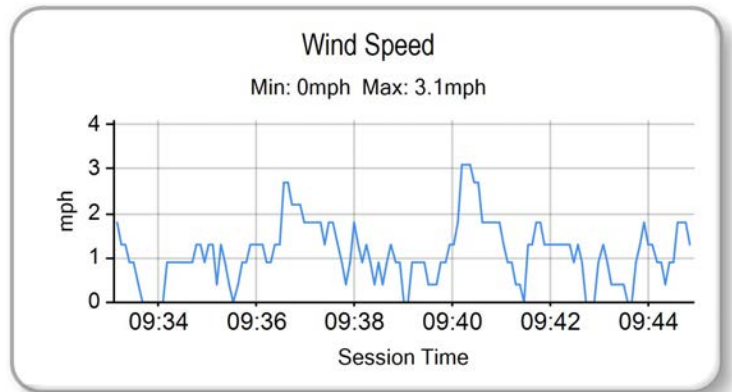
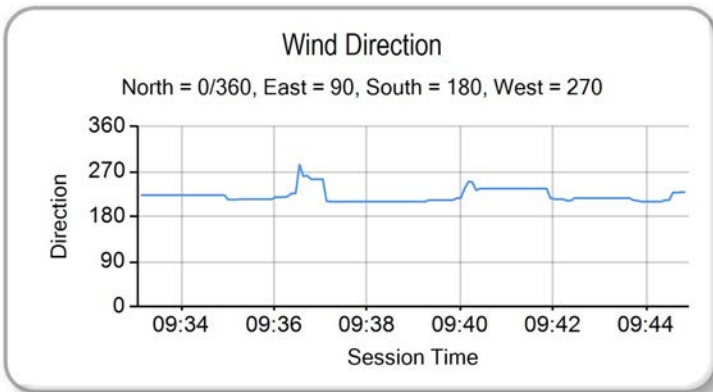
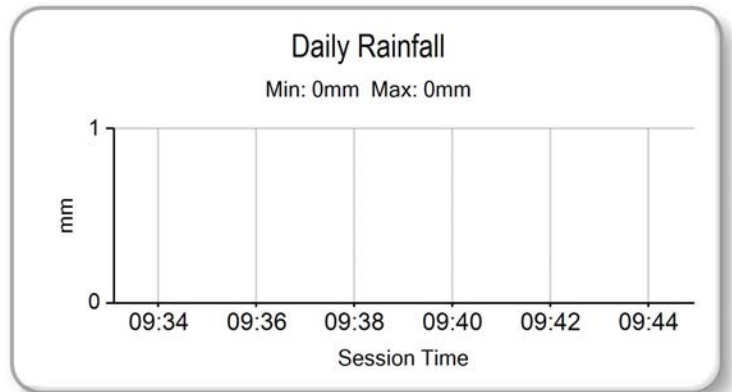
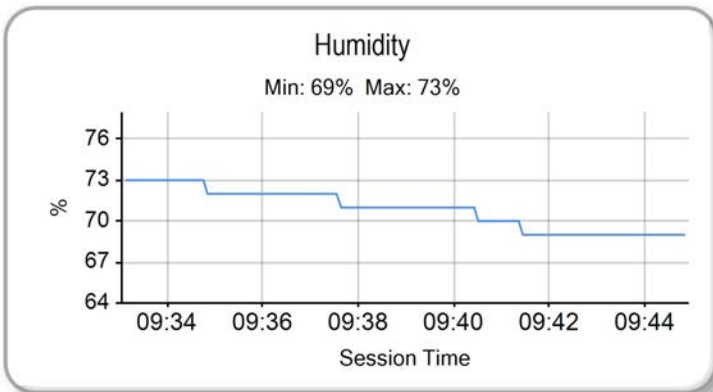
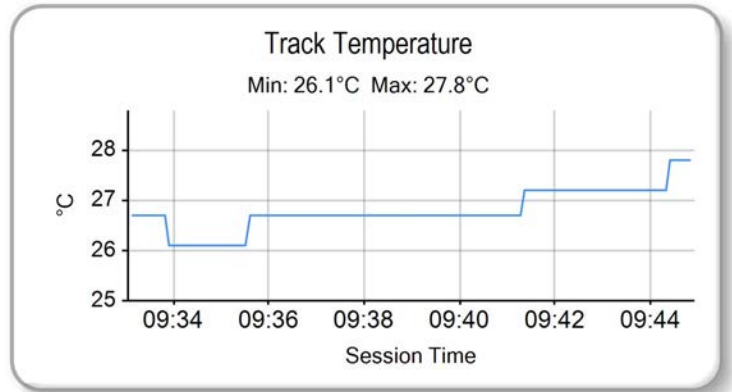
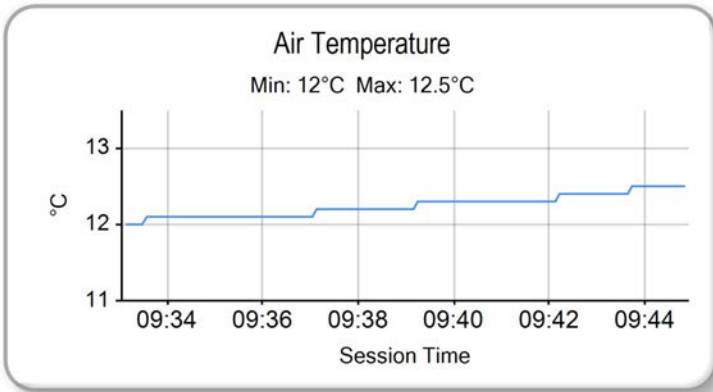
Printed - 09:46 Sunday, 08 September 2013

# MCRCB BULLETIN TK196

## 2013 MCE British Superbike Championship - Round 9

## 2013 Monster Energy British Motostar Championship

### WARM-UP - WEATHER CONDITIONS



Weather / Track : Bright / Dry

Results can be found at [www.tsl-timing.com](http://www.tsl-timing.com)

Donington Park GP  
Circuit Length = 2.4873 miles  
Start: 09:35 Flag 09:43 End: 09:44

Printed - 09:47 Sunday, 08 September 2013



ROW 11			31	18	Paul DOBB	1:50.226							
ROW 10	30	7	Jamie ASHBY	1:49.765	29	4	Louis VALLELEY	1:48.622	28	90	Greg GREENWOOD	1:47.352	
ROW 9		27	82	Jon VINCENT	1:46.927	26	72	Ricky TARREN	1:46.739	25	79	Chris TAYLOR	1:46.367
ROW 8	24	36	Jayson URIBE	1:46.333	23	77	Jason VERNON	1:46.151	22	65	Josh OWENS	1:46.084	
ROW 7		21	13	Sam BURMAN	1:45.386	20	2	Tom BOOTH-AMOS	1:45.381	19	64	Asher DURHAM	1:45.203
ROW 6	18	41	Milo WARD	1:45.005	17	11	Joseph THOMAS	1:44.549	16	44	Jake BAYFORD	1:44.495	
ROW 5		15	43	Arnie SHELTON	1:44.441	14	22	Stephanie WADDELOW	1:44.344	13	24	Daniel COSTILLA	1:44.152
ROW 4	12	35	Elliot LODGE	1:43.672	11	42	James HOBSON	1:43.529	10	3	Taz TAYLOR	1:42.998	
ROW 3		9	80	Callum BEY	1:42.356	8	10	Peter SUTHERLAND	1:42.326	7	17	Tom CARNE	1:41.978
ROW 2	6	12	Edward RENDELL	1:41.578	5	34	Jordan WEAIVING	1:40.635	4	95	Tarran MACKENZIE	1:40.000	
ROW 1		3	40	Joe FRANCIS	1:39.995	2	66	Joe IRVING	1:39.904	1	67	Andy REID	1:39.658
												<b>Pole</b>	

Donington Park GP  
Circuit Length = 2.4873 miles

These results are provisional until the conclusion of any judicial and technical matters.

Race Director :	Stewards :	Timekeeper :
-----------------	------------	--------------

Results can be found at [www.britishsuperbike.com](http://www.britishsuperbike.com)

Printed - 09:48 Sunday, 08 September 2013



## RACE 8 - CLASSIFICATION



POS	NO	CL	PIC NAME	ENTRY	LAPS	TIME	GAP	DIFF	MPH	BEST	ON
1	34	M3	1 Jordan WEAVING	KTM - Jordan Racing / Burkert	14	23:22.016			89.41	1:39.142	12
2	95	M3	2 Tarran MACKENZIE	KTM - Redline KTM	14	23:22.297	0.281	0.281	89.39	1:39.013	12
3	17		1 Tom CARNE	Honda - TC Racing / SP125 racing	14	23:53.243	31.227	30.946	87.46	1:41.260	12
4	40	M3	3 Joe FRANCIS	Honda - Team WD40	14	23:57.166	35.150	3.923	87.22	1:40.850	2
5	3		2 Taz TAYLOR	Luyten Honda - FPW Racing	14	24:00.479	38.463	3.313	87.02	1:41.566	8
6	80		3 Callum BEY	Honda - RCD Motorsport	14	24:00.618	38.602	0.139	87.01	1:41.317	14
7	35		4 Elliot LODGE	Honda - SP125 / SpikeRacing	14	24:03.992	41.976	3.374	86.81	1:42.410	14
8	10		5 Peter SUTHERLAND	Aprilia - Kinpac Racing / Floorcoat UK	14	24:04.003	41.987	0.011	86.81	1:42.443	11
9	42	M3	4 James HOBSON	Honda - Two 4 Motorsport	14	24:22.004	59.988	18.001	85.74	1:42.609	5
10	43		6 Arnie SHELTON	Honda - e3 motorsport	14	24:29.986	1:07.970	7.982	85.28	1:42.971	6
11	44		7 Jake BAYFORD	Honda - j4ke.com	14	24:36.091	1:14.075	6.105	84.92	1:43.835	10
12	64		8 Asher DURHAM	Honda - Brindley Machinery / RFID Protect	14	24:41.779	1:19.763	5.688	84.60	1:44.533	5
13	36		9 Jayson URIBE	Honda - Rock and Sons Racing	14	24:47.477	1:25.461	5.698	84.27	1:44.459	11
14	79	M3	5 Chris TAYLOR	Honda - Elevator Bridle & Saddle Co / Coventry Duc	14	24:47.506	1:25.490	0.029	84.27	1:44.797	11
15	13	M3	6 Sam BURMAN	Honda - WNT / Burman Racing	14	24:48.629	1:26.613	1.123	84.21	1:44.813	2
16	90		10 Greg GREENWOOD	Luyten Honda - FPW Racing	14	24:50.784	1:28.768	2.155	84.09	1:45.163	12
17	65		11 Josh OWENS	Honda - JPL / George Roberts	14	24:51.748	1:29.732	0.964	84.03	1:44.989	14
18	77		12 Jason VERNON	Honda - SGR Racing	14	24:52.266	1:30.250	0.518	84.00	1:45.213	14
19	72		13 Ricky TARREN	Honda - Cresswell Racing	14	25:04.163	1:42.147	11.897	83.34	1:45.801	10
20	82		14 Jon VINCENT	Honda - Molly / JVR Racing	14	25:10.750	1:48.734	6.587	82.98	1:46.342	9
21	18		15 Paul DOBB	Honda - PDR	13	23:23.975	1 Lap	1 Lap	82.91	1:46.340	8
22	2	M3	7 Tom BOOTH-AMOS	BMS PreM3 - FAB Racing	13	23:30.671	1 Lap	6.696	82.51	1:45.817	12
23	4		16 Louis VALLELEY	Honda - Cresswell Racing	13	23:45.316	1 Lap	14.645	81.67	1:48.318	13
24	7		17 Jamie ASHBY	Honda - JPA Racing	13	23:49.455	1 Lap	4.139	81.43	1:48.357	11

## NOT CLASSIFIED

DNF	67		Andy REID	Honda - RS Racing	12	19:59.557	2 Laps	1 Lap	89.57	1:39.257	6
DNF	12		Edward RENDELL	Honda - Banks Racing	12	20:25.113	2 Laps	25.556	87.70	1:41.120	11
DNF	41		Milo WARD	Luyten Honda - FPW Racing	10	17:36.025	4 Laps	2 Laps	84.79	1:43.955	10
DNF	22		Stephanie WADDELOW	Honda - SP125 / Flossy Racing	10	17:37.467	4 Laps	1.442	84.67	1:44.571	10
DNF	11		Joseph THOMAS	Honda - Moto UK Racing	3	5:20.416	11 Laps	7 Laps	83.83	1:44.194	2
DNF	66	M3	Joe IRVING	KTM - RS Racing / The Toad and Tatle Pub	2	3:22.848	12 Laps	1 Lap	88.28	1:39.719	2
DNF	24		Daniel COSTILLA	Honda - Repli-Cast UK	0						

## FASTEST LAP

	95	M3	Tarran MACKENZIE	KTM - Redline KTM	12	1:39.013		90.43 mph		145.54 kph	
	67		Andy REID	Honda - RS Racing	6	1:39.257		90.21 mph		145.18 kph	

Weather / Track : Bright / Dry

These results are provisional until the conclusion of any judicial and technical matters.

Donington Park GP

Circuit Length = 2.4873 miles

Start: 13:32 Flag 13:55 End: 13:57

Race Director :	Stewards :	Timekeeper :
-----------------	------------	--------------

Results can be found at [www.britishsuperbike.com](http://www.britishsuperbike.com)

Printed - 13:58 Sunday, 08 September 2013



**MCRCB BULLETIN TK239**

**2013 MCE British Superbike Championship - Round 9**

**2013 Monster Energy British Motostar Championship**

**RACE 8 - LAP CHART**

LAP 1			2 35.390 1:48.903			LAP 5			LAP 7			LAP 9		
NO	BEHIND	LAP TIME	LAP 3			NO	BEHIND	LAP TIME	NO	BEHIND	LAP TIME	NO	BEHIND	LAP TIME
NO	BEHIND	LAP TIME	NO	BEHIND	LAP TIME	NO	BEHIND	LAP TIME	NO	BEHIND	LAP TIME	NO	BEHIND	LAP TIME
66		1:43.129				67		1:39.506	67		1:39.533	67		1:39.489
67	0.113	1:43.242	67		1:39.479	34	2.003	1:40.392	95	3.155	1:39.377	95	3.007	1:39.600
95	0.815	1:43.944	34	1.064	1:39.843	95	3.331	1:39.931	34	3.492	1:39.926	34	3.489	1:39.403
34	0.827	1:43.956	95	2.700	1:40.489	40	7.329	1:41.663	40	13.441	1:42.552	40	20.440	1:42.821
40	1.206	1:44.335	40	3.638	1:40.914	12	11.885	1:41.799	12	16.546	1:41.654	12	21.213	1:41.639
17	2.225	1:45.354	12	7.372	1:42.271	17	12.181	1:41.809	17	16.826	1:41.439	17	21.709	1:41.971
12	2.570	1:45.699	17	8.427	1:41.581	10	16.776	1:42.769	10	23.494	1:42.876	10	30.287	1:43.136
80	3.740	1:46.869	80	10.041	1:42.589	80	17.032	1:43.180	80	23.747	1:42.521	80	30.439	1:43.111
35	4.189	1:47.318	35	10.694	1:43.112	35	17.208	1:42.978	35	24.293	1:42.946	3	30.753	1:42.887
10	5.078	1:48.207	10	10.703	1:42.476	3	19.685	1:42.419	3	25.233	1:42.110	35	31.035	1:42.751
43	5.488	1:48.617	3	13.532	1:43.057	42	20.568	1:42.609	43	29.363	1:43.545	42	39.724	1:44.636
3	6.108	1:49.237	43	14.264	1:44.694	43	21.637	1:43.028	42	29.790	1:44.871	43	39.850	1:45.172
42	6.208	1:49.337	42	14.417	1:43.611	22	28.432	1:45.054	44	41.405	1:45.322	41	52.469	1:44.345
22	7.086	1:50.215	22	17.874	1:45.416	44	28.598	1:44.626	22	41.887	1:46.119	44	53.128	1:45.283
11	7.147	1:50.276	11	17.955	1:45.946	64	28.990	1:44.533	41	42.108	1:45.884	22	53.295	1:45.021
64	8.276	1:51.405	64	18.370	1:44.645	41	29.231	1:44.595	64	42.328	1:46.352	64	53.428	1:44.874
41	8.540	1:51.669	41	18.613	1:44.716	13	32.349	1:46.062	13	45.745	1:46.117	13	58.555	1:45.912
44	8.796	1:51.925	44	18.927	1:44.498	79	34.211	1:45.448	79	48.531	1:46.183	79	1:01.179	1:44.900
13	9.228	1:52.357	13	19.991	1:45.282	65	34.274	1:45.778	65	48.612	1:46.163	36	1:02.246	1:45.500
65	9.709	1:52.838	65	21.703	1:45.690	36	36.896	1:45.157	36	49.347	1:45.417	65	1:03.611	1:47.151
72	10.038	1:53.167	79	22.294	1:46.312	90	37.183	1:45.614	90	49.949	1:45.601	90	1:03.944	1:46.877
79	10.124	1:53.253	77	24.326	1:46.529	77	38.101	1:47.059	77	51.410	1:46.288	77	1:04.387	1:45.779
77	10.976	1:54.105	90	25.369	1:46.399	18	43.706	1:46.922	82	59.771	1:47.037	72	1:13.273	1:46.029
90	11.875	1:55.004	36	25.680	1:45.421	82	44.102	1:47.668	72	1:00.270	1:47.214	82	1:13.780	1:46.342
82	12.645	1:55.774	82	28.192	1:47.245	72	45.764	1:45.984	18	1:00.501	1:48.002	18	1:14.358	1:46.450
18	12.803	1:55.932	18	28.987	1:47.232	4	50.923	1:48.728	4	1:11.674	1:50.231	2	1:26.399	1:45.949
36	13.295	1:56.424	72	32.782	1:47.621	7	55.376	1:49.435	2	1:12.986	1:46.510	4	1:31.101	1:49.264
7	14.614	1:57.743	4	33.165	1:48.996	2	57.536	1:46.029	7	1:15.472	1:49.194	7	1:33.777	1:48.489
4	15.142	1:58.271	7	35.273	1:50.129									
2	26.206	2:09.335	2	43.012	1:47.235									

LAP 2			LAP 4			LAP 6			LAP 8			LAP 10		
NO	BEHIND	LAP TIME	NO	BEHIND	LAP TIME	NO	BEHIND	LAP TIME	NO	BEHIND	LAP TIME	NO	BEHIND	LAP TIME
66		1:39.719	67		1:39.911	67		1:39.257	67		1:39.444	67		1:40.016
67	0.134	1:39.740	34	1.117	1:39.964	34	3.099	1:40.353	95	2.896	1:39.185	95	2.336	1:39.345
34	0.834	1:39.726	95	2.906	1:40.117	95	3.311	1:39.237	34	3.575	1:39.527	34	2.697	1:39.224
95	1.824	1:40.728	40	5.172	1:41.445	40	10.422	1:42.350	40	17.108	1:43.111	12	23.245	1:42.048
40	2.337	1:40.850	12	9.592	1:42.131	12	14.425	1:41.797	12	19.063	1:41.961	17	23.501	1:41.808
12	4.714	1:41.863	17	9.878	1:41.362	17	14.920	1:41.996	17	19.227	1:41.845	40	24.051	1:43.627
17	6.459	1:43.953	80	13.358	1:43.228	10	20.151	1:42.632	10	26.640	1:42.590	3	32.763	1:42.026
80	7.065	1:43.044	10	13.513	1:42.721	80	20.759	1:42.984	80	26.817	1:42.514	80	32.979	1:42.556
35	7.195	1:42.725	35	13.736	1:42.953	35	20.880	1:42.929	3	27.355	1:41.566	10	33.503	1:43.232
10	7.840	1:42.481	3	16.772	1:43.151	3	22.656	1:42.228	35	27.773	1:42.924	35	33.584	1:42.565
43	9.183	1:43.414	42	17.465	1:42.959	42	24.452	1:43.141	43	34.167	1:44.248	43	44.242	1:44.408
3	10.088	1:43.699	43	18.115	1:43.762	43	25.351	1:42.971	42	34.577	1:44.231	42	44.531	1:44.823
42	10.419	1:43.930	22	22.884	1:44.921	22	35.301	1:46.126	44	47.334	1:45.373	41	56.408	1:43.955
11	11.622	1:44.194	44	23.478	1:44.462	64	35.509	1:45.776	41	47.613	1:44.949	44	56.947	1:43.835
22	12.071	1:44.704	64	23.963	1:45.504	44	35.616	1:46.275	22	47.763	1:45.320	22	57.850	1:44.571
64	13.338	1:44.781	41	24.142	1:45.440	41	35.757	1:45.783	64	48.043	1:45.159	64	57.972	1:44.560
41	13.510	1:44.689	13	25.793	1:45.713	13	39.161	1:46.069	13	52.132	1:45.831	13	1:04.575	1:46.036
44	14.042	1:44.965	65	28.002	1:46.210	79	41.881	1:46.927	79	55.768	1:46.681	79	1:06.044	1:44.881
13	14.322	1:44.813	79	28.269	1:45.886	65	41.982	1:46.965	65	55.949	1:46.781	36	1:06.856	1:44.626
79	15.595	1:45.190	77	30.548	1:46.133	36	43.463	1:45.824	36	56.235	1:46.332	65	1:09.123	1:45.528
65	15.626	1:45.636	90	31.075	1:45.617	90	43.881	1:45.955	90	56.556	1:46.051	90	1:09.395	1:45.467
77	17.410	1:46.153	36	31.245	1:45.476	77	44.655	1:45.811	77	58.097	1:46.131	77	1:09.771	1:45.400
90	18.583	1:46.427	82	35.940	1:47.659	18	52.032	1:47.583	72	1:06.733	1:45.907	72	1:19.058	1:45.801
36	19.872	1:46.296	18	36.290	1:47.214	82	52.267	1:47.422	82	1:06.927	1:46.600	18	1:20.685	1:46.343
82	20.560	1:47.634	72	39.286	1:46.415	72	52.589	1:46.082	18	1:07.397	1:46.340	82	1:20.957	1:47.193
18	21.368	1:48.284	4	41.701	1:48.447	4	1:00.976	1:49.310	2	1:19.939	1:46.397	2	1:32.610	1:46.227
4	23.782	1:48.359	7	45.447	1:50.085	7	1:05.811	1:49.692	4	1:21.326	1:49.096	4	1:39.805	1:48.720
7	24.757	1:49.862	2	51.013	1:47.912	2	1:06.009	1:47.730	7	1:24.777	1:48.749			
72	24.774	1:54.455												

Donington Park GP  
 Circuit Length = 2.4873 miles  
 Start: 13:32 Flag 13:55 End: 13:57

Weather / Track : Bright / Dry

**MCRCB BULLETIN TK239****2013 MCE British Superbike Championship - Round 9****2013 Monster Energy British Motostar Championship****RACE 8 - LAP CHART**

LAP 11		
NO	BEHIND	LAP TIME

67		1:40.186
34	1.955	1:39.444
7	1 Lap	1:48.717
95	2.455	1:40.305
12	24.179	1:41.120
17	24.595	1:41.280
40	26.953	1:43.088
3	34.541	1:41.964
80	34.882	1:42.089
10	35.760	1:42.443
35	36.269	1:42.871
42	48.562	1:44.217
43	49.020	1:44.964
44	1:01.013	1:44.252
64	1:03.590	1:45.804
79	1:10.655	1:44.797
36	1:11.129	1:44.459
13	1:11.415	1:47.026
65	1:14.526	1:45.589
90	1:14.947	1:45.738
77	1:15.252	1:45.667
72	1:25.203	1:46.331
82	1:27.727	1:46.956
18	1:28.065	1:47.566
2	1:38.573	1:46.149

LAP 12		
NO	BEHIND	LAP TIME

67		1:39.754
34	1.343	1:39.142
95	1.714	1:39.013
4	1 Lap	1:48.547
7	1 Lap	1:48.357
12	25.556	1:41.131
17	26.101	1:41.260
40	30.142	1:42.943
3	37.057	1:42.270
80	37.383	1:42.255
10	39.042	1:43.036
35	39.155	1:42.640
42	52.213	1:43.405
43	53.615	1:44.349
44	1:06.278	1:45.019
64	1:09.717	1:45.881
79	1:16.607	1:45.706
36	1:16.997	1:45.622
13	1:17.618	1:45.957
90	1:20.356	1:45.163
65	1:21.005	1:46.233
77	1:21.486	1:45.988
72	1:31.724	1:46.275
82	1:35.293	1:47.320
18	1:36.390	1:48.079

LAP 13		
NO	BEHIND	LAP TIME

34		1:39.939
95	0.477	1:40.045
2	1 Lap	1:45.817
4	1 Lap	1:49.029
7	1 Lap	1:49.367

17	28.701	1:43.882
40	32.457	1:43.597
3	38.034	1:42.259
80	38.462	1:42.361
10	40.668	1:42.908
35	40.743	1:42.870
42	56.021	1:45.090
43	58.784	1:46.451
44	1:10.299	1:45.303
64	1:14.898	1:46.463
79	1:21.155	1:45.830
36	1:21.313	1:45.598
13	1:22.119	1:45.783
90	1:24.705	1:45.631
65	1:25.920	1:46.197
77	1:26.214	1:46.010
72	1:36.996	1:46.554
82	1:40.888	1:46.877

LAP 14		
NO	BEHIND	LAP TIME

34		1:41.177
95	0.281	1:40.981
18	1 Lap	1:48.028
2	1 Lap	1:46.478
4	1 Lap	1:48.318
7	1 Lap	1:49.636
17	31.227	1:43.703
40	35.150	1:43.870
3	38.463	1:41.606
80	38.602	1:41.317
35	41.976	1:42.410
10	41.987	1:42.496
42	59.988	1:45.144
43	1:07.970	1:50.363
44	1:14.075	1:44.953
64	1:19.763	1:46.042
36	1:25.461	1:45.325
79	1:25.490	1:45.512
13	1:26.613	1:45.671
90	1:28.768	1:45.240
65	1:29.732	1:44.989
77	1:30.250	1:45.213
72	1:42.147	1:46.328
82	1:48.734	1:49.023

Weather / Track : Bright / Dry

**MCRCB BULLETIN TK240**

**2013 MCE British Superbike Championship - Round 9**

**2013 Monster Energy British Motostar Championship**

**RACE 8 - POSITION CHART**

No	Name	Lap															
		Pos	1	2	3	4	5	6	7	8	9	10	11	12	13	14	
67	REID	1	66	66	67	67	67	67	67	67	67	67	67	67	67	34	34
66	IRVING	2	67	67	34	34	34	34	95	95	95	95	34	34	95	95	
40	FRANCIS	3	95	34	95	95	95	95	34	34	34	34	95	95	17	17	
95	MACKENZIE	4	34	95	40	40	40	40	40	40	40	12	12	12	40	40	
34	WEAVING	5	40	40	12	12	12	12	12	12	12	17	17	17	3	3	
12	RENDELL	6	17	12	17	17	17	17	17	17	17	40	40	40	80	80	
17	CARNE	7	12	17	80	80	10	10	10	10	10	3	3	3	10	35	
10	SUTHERLAND	8	80	80	35	10	80	80	80	80	80	80	80	80	35	10	
80	BEY	9	35	35	10	35	35	35	35	3	3	10	10	10	42	42	
3	TAYLOR	10	10	10	3	3	3	3	3	35	35	35	35	35	43	43	
42	HOBSON	11	43	43	43	42	42	42	43	43	42	43	42	42	44	44	
35	LODGE	12	3	3	42	43	43	43	42	42	43	42	43	43	64	64	
24	COSTILLA	13	42	42	22	22	22	22	44	44	41	41	44	44	79	36	
22	WADDELOW	14	22	11	11	44	44	64	22	41	44	44	64	64	36	79	
43	SHELTON	15	11	22	64	64	64	44	41	22	22	22	79	79	13	13	
44	BAYFORD	16	64	64	41	41	41	41	64	64	64	64	36	36	90	90	
11	THOMAS	17	41	41	44	13	13	13	13	13	13	13	13	13	65	65	
41	WARD	18	44	44	13	65	79	79	79	79	79	79	65	90	77	77	
64	DURHAM	19	13	13	65	79	65	65	65	65	36	36	90	65	72	72	
2	BOOTH-AMOS	20	65	79	79	77	36	36	36	36	65	65	77	77	82	82	
13	BURMAN	21	72	65	77	90	90	90	90	90	90	90	72	72	18		
65	OWENS	22	79	77	90	36	77	77	77	77	77	77	82	82	2		
77	VERNON	23	77	90	36	82	18	18	82	72	72	72	18	18	4		
36	URIBE	24	90	36	82	18	82	82	72	82	82	18	2	2	7		
79	TAYLOR	25	82	82	18	72	72	72	18	18	18	82	4	4			
72	TARREN	26	18	18	72	4	4	4	4	2	2	2	7	7			
82	VINCENT	27	36	4	4	7	7	7	2	4	4	4					
90	GREENWOOD	28	7	7	7	2	2	2	7	7	7	7					
4	VALLELEY	29	4	72	2												
7	ASHBY	30	2	2													
18	DOBB	31															

Weather / Track : Bright / Dry

Donington Park GP  
 Circuit Length = 2.4873 miles  
 Start: 13:32 Flag 13:55 End: 13:57

Results can be found at [www.tsl-timing.com](http://www.tsl-timing.com)

Printed - 13:59 Sunday, 08 September 2013

**MCRCB BULLETIN TK241**

**2013 MCE British Superbike Championship - Round 9**

**2013 Monster Energy British Motostar Championship**

**RACE 8 - SECTOR ANALYSIS**

SECTOR 1 = FL to I1, SECTOR 2 = I1 to I2, SECTOR 3 = I2 to FL, DIFF = Difference To Personal Best Lap

<b>P1 34 M3</b>		<b>Jordan WEAVING</b>		KTM - Jordan Racing / Burkert						
LAP	SECTOR 1		SECTOR 2		SECTOR 3		LAP TIME	MPH	DIFF	TIME OF DAY
1 -		105.0	40.144	120.2	38.889	92.1	1:43.956	86.13	4.814	13:34:04.146
2 -	21.873	117.1	39.646	120.6	38.207	92.6	1:39.726	89.79	0.584	13:35:43.872
3 -	21.764	124.0	39.804	<b>121.5</b>	38.275	92.4	1:39.843	89.68	0.701	13:37:23.715
4 -	21.696	122.9	39.994	119.4	38.274	92.5	1:39.964	89.57	0.822	13:39:03.679
5 -	21.704	122.0	40.169	119.1	38.519	92.4	1:40.392	89.19	1.250	13:40:44.071
6 -	21.701	124.2	40.323	118.9	38.329	92.5	1:40.353	89.22	1.211	13:42:24.424
7 -	21.803	117.7	39.997	119.6	38.126	<b>93.2</b>	1:39.926	89.61	0.784	13:44:04.350
8 -	21.544	124.2	39.599	119.8	38.384	91.6	1:39.527	89.97	0.385	13:45:43.877
9 -	21.523	<b>124.5</b>	39.606	119.6	38.274	92.4	1:39.403	<b>(3)</b> 90.08	0.261	13:47:23.280
10 -	21.670	123.3	<b>39.468</b>	120.6	38.086	92.1	1:39.224	<b>(2)</b> 90.24	0.082	13:49:02.504
11 -	21.662	123.3	39.686	120.2	38.096	92.8	1:39.444	90.04	0.302	13:50:41.948
<b>12 -</b>	<b>21.518</b>	<b>124.5</b>	39.548	119.1	<b>38.076</b>	92.6	<b>1:39.142</b>	<b>(1)</b> <b>90.31</b>		<b>13:52:21.090</b>
13 -	21.562	123.3	40.001	118.9	38.376	92.5	1:39.939	89.59	0.797	13:54:01.029
14 -	21.648	121.3	39.954	119.8	39.575	93.0	1:41.177	88.50	2.035	13:55:42.206

<b>P2 95 M3</b>		<b>Tarran MACKENZIE</b>		KTM - Redline KTM						
LAP	SECTOR 1		SECTOR 2		SECTOR 3		LAP TIME	MPH	DIFF	TIME OF DAY
1 -		115.1	40.449	125.9	38.785	92.2	1:43.944	86.14	4.931	13:34:04.134
2 -	21.790	117.1	40.464	125.4	38.474	93.0	1:40.728	88.89	1.715	13:35:44.862
3 -	21.782	112.0	40.064	124.2	38.643	93.8	1:40.489	89.10	1.476	13:37:25.351
4 -	21.726	115.5	39.777	124.0	38.614	93.7	1:40.117	89.43	1.104	13:39:05.468
5 -	21.663	115.5	39.858	124.0	38.410	93.7	1:39.931	89.60	0.918	13:40:45.399
6 -	21.590	117.9	39.642	124.5	<b>38.005</b>	<b>94.7</b>	1:39.237	<b>(3)</b> 90.23	0.224	13:42:24.636
7 -	21.501	118.3	39.656	122.0	38.220	93.6	1:39.377	90.10	0.364	13:44:04.013
8 -	21.500	117.3	39.587	122.2	38.098	94.0	1:39.185	<b>(2)</b> 90.28	0.172	13:45:43.198
9 -	21.542	114.5	39.755	122.4	38.303	94.0	1:39.600	89.90	0.587	13:47:22.798
10 -	21.581	115.7	39.656	123.5	38.108	93.8	1:39.345	90.13	0.332	13:49:02.143
11 -	21.580	115.1	40.439	<b>126.1</b>	38.286	94.4	1:40.305	89.27	1.292	13:50:42.448
<b>12 -</b>	<b>21.290</b>	<b>120.0</b>	<b>39.505</b>	124.5	38.218	93.4	<b>1:39.013</b>	<b>(1)</b> <b>90.43</b>		<b>13:52:21.461</b>
13 -	21.588	116.7	40.055	123.8	38.402	94.1	1:40.045	89.50	1.032	13:54:01.506
14 -	21.542	118.5	39.539	124.7	39.900	94.1	1:40.981	88.67	1.968	13:55:42.487

<b>P3 17</b>		<b>Tom CARNE</b>		Honda - TC Racing / SP125 racing						
LAP	SECTOR 1		SECTOR 2		SECTOR 3		LAP TIME	MPH	DIFF	TIME OF DAY
1 -		113.9	40.177	<b>124.0</b>	39.769	91.2	1:45.354	84.99	4.094	13:34:05.544
2 -	22.210	<b>121.5</b>	42.133	121.1	39.610	91.7	1:43.953	86.13	2.693	13:35:49.497
3 -	21.851	119.4	40.221	121.7	39.509	91.1	1:41.581	88.15	0.321	13:37:31.078
4 -	21.903	<b>121.5</b>	40.093	119.6	39.366	90.9	1:41.362	<b>(3)</b> 88.34	0.102	13:39:12.440
5 -	22.282	112.2	40.382	122.0	<b>39.145</b>	91.6	1:41.809	87.95	0.549	13:40:54.249
6 -	21.994	116.1	40.494	117.7	39.508	90.9	1:41.996	87.79	0.736	13:42:36.245
7 -	21.872	114.7	40.418	121.7	39.149	91.2	1:41.439	88.27	0.179	13:44:17.684
8 -	21.921	112.0	40.578	115.3	39.346	<b>91.8</b>	1:41.845	87.92	0.585	13:45:59.529
9 -	22.070	116.3	40.184	120.9	39.717	91.2	1:41.971	87.81	0.711	13:47:41.500
10 -	21.745	117.3	40.792	120.0	39.271	91.4	1:41.808	87.95	0.548	13:49:23.308
11 -	22.029	115.1	<b>40.090</b>	121.3	39.161	91.7	1:41.280	<b>(2)</b> 88.41	0.020	13:51:04.588
<b>12 -</b>	21.811	111.8	40.264	120.4	39.185	91.4	<b>1:41.260</b>	<b>(1)</b> <b>88.43</b>		<b>13:52:45.848</b>
13 -	<b>21.712</b>	116.1	42.024	119.6	40.146	89.3	1:43.882	86.19	2.622	13:54:29.730
14 -	22.211	115.5	40.854	120.0	40.638	86.4	1:43.703	86.34	2.443	13:56:13.433

<b>P4 40 M3</b>		<b>Joe FRANCIS</b>		Honda - Team WD40						
LAP	SECTOR 1		SECTOR 2		SECTOR 3		LAP TIME	MPH	DIFF	TIME OF DAY
1 -		119.4	<b>40.205</b>	<b>121.5</b>	38.838	<b>90.6</b>	1:44.335	85.82	3.485	13:34:04.525
<b>2 -</b>	<b>21.765</b>	<b>123.8</b>	40.216	121.1	38.869	90.3	<b>1:40.850</b>	<b>(1)</b> <b>88.78</b>		<b>13:35:45.375</b>
3 -	21.918	121.5	40.237	120.2	<b>38.759</b>	89.3	1:40.914	<b>(2)</b> 88.73	0.064	13:37:26.289
4 -	22.028	119.1	40.413	118.7	39.004	89.4	1:41.445	<b>(3)</b> 88.26	0.595	13:39:07.734
5 -	22.042	117.3	40.521	118.3	39.100	89.7	1:41.663	88.07	0.813	13:40:49.397
6 -	22.051	115.9	41.002	116.1	39.297	88.6	1:42.350	87.48	1.500	13:42:31.747
7 -	22.274	116.9	40.914	114.1	39.364	87.7	1:42.552	87.31	1.702	13:44:14.299
8 -	22.414	114.9	41.221	114.7	39.476	89.1	1:43.111	86.84	2.261	13:45:57.410

Donington Park GP  
 Circuit Length = 2.4873 miles  
 Start: 13:32 Flag 13:55 End: 13:57

Weather / Track : Bright / Dry

**MCRCB BULLETIN TK241**

**2013 MCE British Superbike Championship - Round 9**

**2013 Monster Energy British Motostar Championship**

**RACE 8 - SECTOR ANALYSIS**

SECTOR 1 = FL to I1, SECTOR 2 = I1 to I2, SECTOR 3 = I2 to FL, DIFF = Difference To Personal Best Lap

9 -	22.251	115.7	41.122	115.1	39.448	88.0	1:42.821	87.08	1.971	13:47:40.231
10 -	22.427	115.9	41.626	114.9	39.574	88.2	1:43.627	86.41	2.777	13:49:23.858
11 -	22.380	116.5	41.193	115.3	39.515	88.7	1:43.088	86.86	2.238	13:51:06.946
12 -	22.251	115.5	41.105	115.7	39.587	88.1	1:42.943	86.98	2.093	13:52:49.889
13 -	22.294	114.9	41.566	113.5	39.737	88.5	1:43.597	86.43	2.747	13:54:33.486
14 -	22.391	114.5	41.721	114.9	39.758	85.9	1:43.870	86.20	3.020	13:56:17.356

<b>P5</b>		<b>3</b>		<b>Taz TAYLOR</b>		Luyten Honda - FPW Racing				
LAP	SECTOR 1	SECTOR 2	SECTOR 3	LAP TIME	MPH	DIFF	TIME OF DAY			
1 -		107.0	41.594	<b>123.8</b>	40.425	90.9	1:49.237	81.97	7.671	13:34:09.427
2 -	22.060	119.1	41.767	122.9	39.872	90.7	1:43.699	86.35	2.133	13:35:53.126
3 -	22.078	120.6	41.344	121.5	39.635	91.2	1:43.057	86.88	1.491	13:37:36.183
4 -	22.163	122.0	41.137	121.5	39.851	92.0	1:43.151	86.80	1.585	13:39:19.334
5 -	22.105	118.7	41.073	121.5	39.241	91.8	1:42.419	87.42	0.853	13:41:01.753
6 -	21.941	118.9	40.917	121.1	39.370	91.1	1:42.228	87.59	0.662	13:42:43.981
7 -	21.950	122.4	41.046	120.9	39.114	92.0	1:42.110	87.69	0.544	13:44:26.091
<b>8 -</b>	<b>21.631</b>	121.7	40.661	122.6	39.274	<b>92.5</b>	<b>1:41.566 (1)</b>	<b>88.16</b>		<b>13:46:07.657</b>
9 -	21.978	108.9	41.679	123.5	39.230	91.3	1:42.887	87.03	1.321	13:47:50.544
10 -	21.985	112.4	40.909	123.3	39.132	90.7	1:42.026	87.76	0.460	13:49:32.570
11 -	22.026	120.4	<b>40.649</b>	121.5	39.289	90.6	1:41.964 <b>(3)</b>	87.81	0.398	13:51:14.534
12 -	21.926	121.1	41.129	121.7	39.215	91.3	1:42.270	87.55	0.704	13:52:56.804
13 -	21.825	117.7	41.248	120.2	39.186	<b>92.5</b>	1:42.259	87.56	0.693	13:54:39.063
14 -	21.927	<b>122.6</b>	40.679	120.6	<b>39.000</b>	91.8	1:41.606 <b>(2)</b>	88.12	0.040	13:56:20.669

<b>P6</b>		<b>80</b>		<b>Callum BEY</b>		Honda - RCD Motorsport				
LAP	SECTOR 1	SECTOR 2	SECTOR 3	LAP TIME	MPH	DIFF	TIME OF DAY			
1 -		112.4	40.800	119.6	40.170	88.7	1:46.869	83.78	5.552	13:34:07.059
2 -	22.287	113.9	40.652	119.6	40.105	89.6	1:43.044	86.89	1.727	13:35:50.103
3 -	22.171	116.1	40.515	119.4	39.903	88.5	1:42.589	87.28	1.272	13:37:32.692
4 -	22.224	117.5	40.943	117.9	40.061	87.9	1:43.228	86.74	1.911	13:39:15.920
5 -	22.564	112.5	40.916	<b>121.1</b>	39.700	88.8	1:43.180	86.78	1.863	13:40:59.100
6 -	22.380	113.5	40.864	120.6	39.740	88.3	1:42.984	86.94	1.667	13:42:42.084
7 -	22.072	115.3	40.684	118.7	39.765	88.3	1:42.521	87.34	1.204	13:44:24.605
8 -	22.165	115.7	40.567	120.0	39.782	89.7	1:42.514	87.34	1.197	13:46:07.119
9 -	22.294	109.2	41.210	119.8	39.607	89.3	1:43.111	86.84	1.794	13:47:50.230
10 -	22.148	117.7	40.669	118.3	39.739	89.7	1:42.556	87.31	1.239	13:49:32.786
11 -	22.119	117.5	40.618	119.6	39.352	88.8	1:42.089 <b>(2)</b>	87.71	0.772	13:51:14.875
12 -	21.993	<b>118.5</b>	40.447	117.9	39.815	89.3	1:42.255 <b>(3)</b>	87.56	0.938	13:52:57.130
13 -	<b>21.977</b>	118.1	40.977	119.1	39.407	89.6	1:42.361	87.47	1.044	13:54:39.491
<b>14 -</b>	22.036	117.7	<b>40.268</b>	120.6	<b>39.013</b>	<b>90.8</b>	<b>1:41.317 (1)</b>	<b>88.38</b>		<b>13:56:20.808</b>

<b>P7</b>		<b>35</b>		<b>Elliot LODGE</b>		Honda - SP125 / SpikeRacing				
LAP	SECTOR 1	SECTOR 2	SECTOR 3	LAP TIME	MPH	DIFF	TIME OF DAY			
1 -		121.1	41.048	116.1	39.878	89.7	1:47.318	83.43	4.908	13:34:07.508
2 -	22.352	120.0	40.858	117.1	39.515	89.3	1:42.725	87.16	0.315	13:35:50.233
3 -	<b>22.245</b>	121.5	40.849	116.1	40.018	88.2	1:43.112	86.84	0.702	13:37:33.345
4 -	22.637	<b>121.7</b>	<b>40.605</b>	116.5	39.711	89.9	1:42.953	86.97	0.543	13:39:16.298
5 -	22.393	118.3	41.053	<b>117.7</b>	39.532	89.6	1:42.978	86.95	0.568	13:40:59.276
6 -	22.327	<b>121.7</b>	40.639	<b>117.7</b>	39.963	89.3	1:42.929	86.99	0.519	13:42:42.205
7 -	22.340	120.6	41.072	114.9	39.534	89.4	1:42.946	86.98	0.536	13:44:25.151
8 -	22.305	119.6	40.811	115.1	39.808	90.2	1:42.924	87.00	0.514	13:46:08.075
9 -	22.303	120.9	40.952	115.9	39.496	<b>90.3</b>	1:42.751	87.14	0.341	13:47:50.826
10 -	22.426	120.6	40.705	117.1	39.434	89.7	1:42.565 <b>(2)</b>	87.30	0.155	13:49:33.391
11 -	22.662	120.9	40.815	116.5	39.394	89.4	1:42.871	87.04	0.461	13:51:16.262
12 -	22.279	119.1	40.880	<b>117.7</b>	39.481	88.9	1:42.640 <b>(3)</b>	87.24	0.230	13:52:58.902
13 -	22.258	120.6	41.221	116.3	39.391	89.7	1:42.870	87.04	0.460	13:54:41.772
<b>14 -</b>	22.334	116.7	40.921	117.5	<b>39.155</b>	89.8	<b>1:42.410 (1)</b>	<b>87.43</b>		<b>13:56:24.182</b>

<b>P8</b>		<b>10</b>		<b>Peter SUTHERLAND</b>		Aprilia - Kinpac Racing / Floorcoat UK				
LAP	SECTOR 1	SECTOR 2	SECTOR 3	LAP TIME	MPH	DIFF	TIME OF DAY			
1 -		118.3	40.558	<b>120.4</b>	41.993	88.8	1:48.207	82.75	5.764	13:34:08.397

Weather / Track : Bright / Dry

Donington Park GP  
 Circuit Length = 2.4873 miles  
 Start: 13:32 Flag 13:55 End: 13:57

**MCRCB BULLETIN TK241**

**2013 MCE British Superbike Championship - Round 9**

**2013 Monster Energy British Motostar Championship**

**RACE 8 - SECTOR ANALYSIS**

SECTOR 1 = FL to I1, SECTOR 2 = I1 to I2, SECTOR 3 = I2 to FL, DIFF = Difference To Personal Best Lap

2 -	22.236	122.9	40.558	120.2	39.687	89.4	1:42.481	<b>(3)</b>	87.37	0.038	13:35:50.878
3 -	22.190	<b>123.1</b>	40.529	120.2	39.757	87.6	1:42.476	<b>(2)</b>	87.38	0.033	13:37:33.354
4 -	22.346	122.0	<b>40.469</b>	119.4	39.906	<b>89.6</b>	1:42.721		87.17	0.278	13:39:16.075
5 -	22.477	116.9	40.795	118.5	39.497	88.9	1:42.769		87.13	0.326	13:40:58.844
6 -	22.382	120.4	40.903	117.7	39.347	88.9	1:42.632		87.24	0.189	13:42:41.476
7 -	22.280	120.6	40.992	117.3	39.604	89.1	1:42.876		87.04	0.433	13:44:24.352
8 -	22.167	120.6	40.743	116.9	39.680	89.2	1:42.590		87.28	0.147	13:46:06.942
9 -	22.351	120.0	41.256	117.9	39.529	88.7	1:43.136		86.82	0.693	13:47:50.078
10 -	22.527	118.3	40.827	119.4	39.878	88.7	1:43.232		86.74	0.789	13:49:33.310
<b>11 -</b>	<b>22.292</b>	<b>122.4</b>	<b>40.504</b>	<b>119.6</b>	<b>39.647</b>	<b>88.9</b>	<b>1:42.443</b>	<b>(1)</b>	<b>87.40</b>		<b>13:51:15.753</b>
12 -	22.298	122.0	41.186	118.1	39.552	89.1	1:43.036		86.90	0.593	13:52:58.789
13 -	<b>22.142</b>	120.9	41.246	117.3	39.520	89.3	1:42.908		87.01	0.465	13:54:41.697
14 -	22.197	120.9	41.007	117.7	<b>39.292</b>	89.1	1:42.496		87.36	0.053	13:56:24.193

**P9 42 M3 James HOBSON** Honda - Two 4 Motorsport

LAP	SECTOR 1		SECTOR 2		SECTOR 3		LAP TIME	MPH	DIFF	TIME OF DAY	
1 -		114.7	41.571	120.6	40.853	89.9	1:49.337	81.89	6.728	13:34:09.527	
2 -	22.278	<b>122.9</b>	41.638	<b>122.0</b>	40.014	90.9	1:43.930	86.15	1.321	13:35:53.457	
3 -	22.193	122.2	41.288	121.7	40.130	<b>91.7</b>	1:43.611	86.42	1.002	13:37:37.068	
4 -	<b>22.172</b>	119.8	40.876	120.0	39.911	90.9	1:42.959	<b>(2)</b>	86.97	0.350	13:39:20.027
<b>5 -</b>	<b>22.204</b>	<b>120.0</b>	<b>40.774</b>	<b>120.2</b>	<b>39.631</b>	<b>91.1</b>	<b>1:42.609</b>	<b>(1)</b>	<b>87.26</b>		<b>13:41:02.636</b>
6 -	22.240	120.9	41.063	118.9	39.838	90.9	1:43.141	<b>(3)</b>	86.81	0.532	13:42:45.777
7 -	22.453	120.2	41.484	116.9	40.934	90.9	1:44.871		85.38	2.262	13:44:30.648
8 -	22.413	115.3	41.217	117.7	40.601	91.3	1:44.231		85.90	1.622	13:46:14.879
9 -	22.226	120.4	41.852	117.3	40.558	89.2	1:44.636		85.57	2.027	13:47:59.515
10 -	23.110	114.5	41.365	115.1	40.348	90.8	1:44.823		85.42	2.214	13:49:44.338
11 -	22.560	116.7	41.260	117.7	40.397	89.9	1:44.217		85.92	1.608	13:51:28.555
12 -	22.311	119.8	41.089	116.7	40.005	90.4	1:43.405		86.59	0.796	13:53:11.960
13 -	22.811	118.3	41.680	116.1	40.599	90.6	1:45.090		85.20	2.481	13:54:57.050
14 -	22.428	118.3	42.044	116.3	40.672	90.2	1:45.144		85.16	2.535	13:56:42.194

**P10 43 Arnie SHELTON** Honda - e3 motorsport

LAP	SECTOR 1		SECTOR 2		SECTOR 3		LAP TIME	MPH	DIFF	TIME OF DAY	
1 -		114.1	41.364	119.1	40.572	88.9	1:48.617	82.44	5.646	13:34:08.807	
2 -	22.501	115.7	40.890	118.9	40.023	88.9	1:43.414	<b>(3)</b>	86.58	0.443	13:35:52.221
3 -	22.279	<b>119.8</b>	42.222	120.4	40.193	88.2	1:44.694		85.52	1.723	13:37:36.915
4 -	22.551	115.3	<b>40.766</b>	<b>121.1</b>	40.445	89.2	1:43.762		86.29	0.791	13:39:20.677
5 -	22.561	116.9	41.077	117.3	<b>39.390</b>	<b>89.9</b>	1:43.028	<b>(2)</b>	86.91	0.057	13:41:03.705
<b>6 -</b>	<b>22.250</b>	118.9	40.812	117.3	39.909	88.6	<b>1:42.971</b>	<b>(1)</b>	<b>86.96</b>		<b>13:42:46.676</b>
7 -	22.251	117.9	41.496	115.3	39.798	89.6	1:43.545		86.47	0.574	13:44:30.221
8 -	22.561	115.5	41.574	112.9	40.113	88.9	1:44.248		85.89	1.277	13:46:14.469
9 -	22.414	115.5	42.127	112.9	40.631	88.7	1:45.172		85.14	2.201	13:47:59.641
10 -	22.715	115.3	41.644	113.5	40.049	87.5	1:44.408		85.76	1.437	13:49:44.049
11 -	22.645	114.7	41.523	112.9	40.796	87.6	1:44.964		85.30	1.993	13:51:29.013
12 -	22.667	117.1	41.479	112.5	40.203	85.0	1:44.349		85.81	1.378	13:53:13.362
13 -	23.037	115.9	41.947	109.4	41.467	82.3	1:46.451		84.11	3.480	13:54:59.813
14 -	23.625	109.8	43.197	106.0	43.541	68.5	1:50.363		81.13	7.392	13:56:50.176

**P11 44 Jake BAYFORD** Honda - j4ke.com

LAP	SECTOR 1		SECTOR 2		SECTOR 3		LAP TIME	MPH	DIFF	TIME OF DAY	
1 -		103.2	42.630	119.8	41.261	89.9	1:51.925	80.00	8.090	13:34:12.115	
2 -	22.718	112.4	41.553	120.4	40.694	<b>90.4</b>	1:44.965	85.30	1.130	13:35:57.080	
3 -	<b>22.347</b>	113.5	41.464	119.1	40.687	89.9	1:44.498	85.69	0.663	13:37:41.578	
4 -	22.534	112.2	41.510	<b>120.9</b>	40.418	89.6	1:44.462	<b>(3)</b>	85.71	0.627	13:39:26.040
5 -	22.491	111.2	41.518	117.3	40.617	89.9	1:44.626		85.58	0.791	13:41:10.666
6 -	22.748	108.5	42.102	118.7	41.425	88.8	1:46.275		84.25	2.440	13:42:56.941
7 -	22.641	114.7	42.263	115.5	40.418	89.2	1:45.322		85.01	1.487	13:44:42.263
8 -	22.652	110.3	42.313	115.5	40.408	90.0	1:45.373		84.97	1.538	13:46:27.636
9 -	22.512	113.7	41.793	115.1	40.978	88.6	1:45.283		85.05	1.448	13:48:12.919
<b>10 -</b>	<b>22.433</b>	<b>115.1</b>	<b>40.971</b>	<b>118.5</b>	<b>40.431</b>	<b>89.2</b>	<b>1:43.835</b>	<b>(1)</b>	<b>86.23</b>		<b>13:49:56.754</b>
11 -	22.487	112.0	41.248	118.3	40.517	89.3	1:44.252	<b>(2)</b>	85.89	0.417	13:51:41.006
12 -	22.647	112.0	41.911	113.5	40.461	88.6	1:45.019		85.26	1.184	13:53:26.025

Donington Park GP  
 Circuit Length = 2.4873 miles  
 Start: 13:32 Flag 13:55 End: 13:57

Weather / Track : Bright / Dry

**MCRCB BULLETIN TK241**

**2013 MCE British Superbike Championship - Round 9**

**2013 Monster Energy British Motostar Championship**

**RACE 8 - SECTOR ANALYSIS**

SECTOR 1 = FL to I1, SECTOR 2 = I1 to I2, SECTOR 3 = I2 to FL, DIFF = Difference To Personal Best Lap

13 -	22.474	<b>115.7</b>	41.966	114.5	40.863	88.5	1:45.303	85.03	1.468	13:55:11.328
14 -	22.542	110.0	42.022	115.9	<b>40.389</b>	89.3	1:44.953	85.31	1.118	13:56:56.281

<b>P12 64</b>		<b>Asher DURHAM</b>		Honda - Brindley Machinery / RFID Protect						
LAP	SECTOR 1	SECTOR 2	SECTOR 3	LAP TIME	MPH	DIFF	TIME OF DAY			
1 -		104.6	42.149	<b>120.9</b>	41.142	90.6	1:51.405	80.37	6.872	13:34:11.595
2 -	22.628	113.5	41.557	120.6	40.596	90.6	1:44.781	85.45	0.248	13:35:56.376
3 -	<b>22.472</b>	114.7	41.526	120.0	40.647	90.3	1:44.645	<b>(3)</b> 85.56	0.112	13:37:41.021
4 -	22.667	113.7	41.677	118.9	41.160	88.8	1:45.504	84.87	0.971	13:39:26.525
<b>5 -</b>	22.585	114.9	41.362	120.2	40.586	91.3	<b>1:44.533</b>	<b>(1)</b> <b>85.66</b>		<b>13:41:11.058</b>
6 -	22.718	110.7	41.915	119.8	41.143	90.4	1:45.776	84.65	1.243	13:42:56.834
7 -	22.944	113.7	42.179	118.9	41.229	87.9	1:46.352	84.19	1.819	13:44:43.186
8 -	22.620	110.5	41.908	119.8	40.631	<b>92.0</b>	1:45.159	85.15	0.626	13:46:28.345
9 -	22.548	113.7	41.665	118.7	40.661	91.7	1:44.874	85.38	0.341	13:48:13.219
10 -	22.930	<b>115.1</b>	<b>41.250</b>	120.0	<b>40.380</b>	90.7	1:44.560	<b>(2)</b> 85.63	0.027	13:49:57.779
11 -	22.542	113.3	41.773	119.1	41.489	84.1	1:45.804	84.63	1.271	13:51:43.583
12 -	22.831	113.5	41.951	117.3	41.099	89.8	1:45.881	84.57	1.348	13:53:29.464
13 -	22.614	111.2	42.275	116.1	41.574	90.0	1:46.463	84.10	1.930	13:55:15.927
14 -	22.714	110.7	42.125	117.9	41.203	89.4	1:46.042	84.44	1.509	13:57:01.969

<b>P13 36</b>		<b>Jayson URIBE</b>		Honda - Rock and Sons Racing						
LAP	SECTOR 1	SECTOR 2	SECTOR 3	LAP TIME	MPH	DIFF	TIME OF DAY			
1 -		107.7	43.208	<b>115.1</b>	41.194	88.1	1:56.424	76.91	11.965	13:34:16.614
2 -	23.034	106.0	42.747	114.1	40.515	87.9	1:46.296	84.24	1.837	13:36:02.910
3 -	22.974	110.7	42.200	113.5	40.247	88.0	1:45.421	84.93	0.962	13:37:48.331
4 -	22.749	113.3	42.220	114.5	40.507	87.9	1:45.476	84.89	1.017	13:39:33.807
5 -	22.786	110.5	42.328	<b>115.1</b>	40.043	88.6	1:45.157	<b>(3)</b> 85.15	0.698	13:41:18.964
6 -	22.915	113.5	42.220	113.3	40.689	87.6	1:45.824	84.61	1.365	13:43:04.788
7 -	22.761	112.7	42.551	112.9	40.105	88.5	1:45.417	84.94	0.958	13:44:50.205
8 -	<b>22.571</b>	112.7	42.991	113.1	40.770	88.7	1:46.332	84.21	1.873	13:46:36.537
9 -	22.646	113.9	42.594	113.7	40.260	88.9	1:45.500	84.87	1.041	13:48:22.037
10 -	22.621	112.5	41.875	113.5	40.130	88.6	1:44.626	<b>(2)</b> 85.58	0.167	13:50:06.663
<b>11 -</b>	22.626	<b>114.5</b>	<b>41.705</b>	113.1	40.128	88.2	<b>1:44.459</b>	<b>(1)</b> <b>85.72</b>		<b>13:51:51.122</b>
12 -	22.891	112.2	42.144	112.2	40.587	87.1	1:45.622	84.77	1.163	13:53:36.744
13 -	22.727	113.7	42.606	113.1	40.265	<b>89.7</b>	1:45.598	84.79	1.139	13:55:22.342
14 -	22.836	111.2	42.620	113.9	<b>39.869</b>	88.7	1:45.325	85.01	0.866	13:57:07.667

<b>P14 79 M3</b>		<b>Chris TAYLOR</b>		Honda - Elevator Bridle & Saddle Co / Coventry Ducati						
LAP	SECTOR 1	SECTOR 2	SECTOR 3	LAP TIME	MPH	DIFF	TIME OF DAY			
1 -		96.8	43.529	122.6	41.155	89.1	1:53.253	79.06	8.456	13:34:13.443
2 -	22.850	108.4	41.734	<b>123.3</b>	40.606	90.8	1:45.190	85.12	0.393	13:35:58.633
3 -	23.141	98.9	41.746	120.4	41.425	90.4	1:46.312	84.22	1.515	13:37:44.945
4 -	22.704	108.2	41.882	119.6	41.300	<b>91.6</b>	1:45.886	84.56	1.089	13:39:30.831
5 -	22.661	107.5	42.306	119.4	40.481	90.6	1:45.448	84.91	0.651	13:41:16.279
6 -	23.032	108.5	42.627	118.7	41.268	90.8	1:46.927	83.74	2.130	13:43:03.206
7 -	22.879	<b>110.0</b>	42.369	116.7	40.935	90.4	1:46.183	84.33	1.386	13:44:49.389
8 -	22.901	108.4	42.699	117.1	41.081	91.3	1:46.681	83.93	1.884	13:46:36.070
9 -	22.607	107.7	41.829	117.5	40.464	90.9	1:44.900	<b>(3)</b> 85.36	0.103	13:48:20.970
10 -	22.793	106.6	41.617	118.7	40.471	90.9	1:44.881	<b>(2)</b> 85.37	0.084	13:50:05.851
<b>11 -</b>	<b>22.581</b>	107.8	<b>41.544</b>	119.8	40.672	88.5	<b>1:44.797</b>	<b>(1)</b> <b>85.44</b>		<b>13:51:50.648</b>
12 -	22.918	105.0	42.105	117.9	40.683	89.8	1:45.706	84.71	0.909	13:53:36.354
13 -	22.831	104.8	42.301	117.9	40.698	90.2	1:45.830	84.61	1.033	13:55:22.184
14 -	22.840	106.6	42.260	118.5	<b>40.412</b>	90.6	1:45.512	84.86	0.715	13:57:07.696

<b>P15 13 M3</b>		<b>Sam BURMAN</b>		Honda - WNT / Burman Racing						
LAP	SECTOR 1	SECTOR 2	SECTOR 3	LAP TIME	MPH	DIFF	TIME OF DAY			
1 -		98.1	42.523	<b>122.2</b>	41.541	89.1	1:52.357	79.69	7.544	13:34:12.547
<b>2 -</b>	<b>22.625</b>	110.3	<b>41.654</b>	121.3	<b>40.534</b>	<b>90.6</b>	<b>1:44.813</b>	<b>(1)</b> <b>85.43</b>		<b>13:35:57.360</b>
3 -	22.647	111.1	41.804	119.6	40.831	89.1	1:45.282	<b>(2)</b> 85.05	0.469	13:37:42.642
4 -	22.867	111.1	41.937	118.3	40.909	88.9	1:45.713	84.70	0.900	13:39:28.355
5 -	22.853	110.5	42.182	118.3	41.027	89.2	1:46.062	84.42	1.249	13:41:14.417

Donington Park GP  
 Circuit Length = 2.4873 miles  
 Start: 13:32 Flag 13:55 End: 13:57

Weather / Track : Bright / Dry

MCRCB BULLETIN TK241

2013 MCE British Superbike Championship - Round 9

2013 Monster Energy British Motostar Championship

RACE 8 - SECTOR ANALYSIS

SECTOR 1 = FL to I1, SECTOR 2 = I1 to I2, SECTOR 3 = I2 to FL, DIFF = Difference To Personal Best Lap

6 -	22.881	109.8	42.201	117.3	40.987	88.3	1:46.069	84.42	1.256	13:43:00.486
7 -	22.921	108.9	42.264	116.7	40.932	89.6	1:46.117	84.38	1.304	13:44:46.603
8 -	22.827	109.1	42.280	116.9	40.724	89.3	1:45.831	84.61	1.018	13:46:32.434
9 -	22.896	111.8	42.067	117.7	40.949	89.2	1:45.912	84.54	1.099	13:48:18.346
10 -	22.981	109.2	42.044	117.7	41.011	88.7	1:46.036	84.44	1.223	13:50:04.382
11 -	23.002	110.3	41.989	116.9	42.035	85.8	1:47.026	83.66	2.213	13:51:51.408
12 -	22.940	110.3	42.063	118.7	40.954	89.4	1:45.957	84.51	1.144	13:53:37.365
13 -	22.751	110.7	42.105	119.4	40.927	90.2	1:45.783	84.64	0.970	13:55:23.148
14 -	22.750	<b>112.5</b>	42.050	120.2	40.871	88.5	1:45.671 (3)	84.73	0.858	13:57:08.819

P16	90	Greg GREENWOOD					Luyten Honda - FPW Racing				
LAP	SECTOR 1		SECTOR 2		SECTOR 3		LAP TIME	MPH	DIFF	TIME OF DAY	
1 -		96.9	44.219	117.1	41.096	88.1	1:55.004	77.86	9.841	13:34:15.194	
2 -	22.776	112.0	42.421	117.1	41.230	88.6	1:46.427	84.13	1.264	13:36:01.621	
3 -	22.833	113.5	42.452	115.5	41.114	88.5	1:46.399	84.15	1.236	13:37:48.020	
4 -	22.585	113.5	42.106	116.9	40.926	89.1	1:45.617	84.78	0.454	13:39:33.637	
5 -	22.760	112.5	41.898	117.7	40.956	<b>89.8</b>	1:45.614	84.78	0.451	13:41:19.251	
6 -	22.828	112.5	42.054	116.7	41.073	88.6	1:45.955	84.51	0.792	13:43:05.206	
7 -	22.699	113.1	42.479	115.9	<b>40.423</b>	88.8	1:45.601	84.79	0.438	13:44:50.807	
8 -	22.605	111.6	41.908	116.9	41.538	89.1	1:46.051	84.43	0.888	13:46:36.858	
9 -	22.602	112.5	42.469	<b>118.7</b>	41.806	89.1	1:46.877	83.78	1.714	13:48:23.735	
10 -	22.918	112.2	41.823	<b>118.7</b>	40.726	89.3	1:45.467 (3)	84.90	0.304	13:50:09.202	
11 -	22.849	112.2	<b>41.752</b>	116.5	41.137	88.2	1:45.738	84.68	0.575	13:51:54.940	
<b>12 -</b>	<b>22.506</b>	<b>118.7</b>	42.058	114.9	40.599	88.6	<b>1:45.163 (1)</b>	<b>85.14</b>		<b>13:53:40.103</b>	
13 -	22.611	115.9	42.024	114.9	40.996	89.1	1:45.631	84.77	0.468	13:55:25.734	
14 -	22.517	111.1	42.096	115.3	40.627	88.3	1:45.240 (2)	85.08	0.077	13:57:10.974	

P17	65	Josh OWENS					Honda - JPL / George Roberts				
LAP	SECTOR 1		SECTOR 2		SECTOR 3		LAP TIME	MPH	DIFF	TIME OF DAY	
1 -		101.3	42.827	<b>117.7</b>	41.279	87.5	1:52.838	79.35	7.849	13:34:13.028	
2 -	<b>22.559</b>	<b>118.7</b>	42.324	116.7	40.753	<b>88.3</b>	1:45.636	84.76	0.647	13:35:58.664	
3 -	22.915	112.9	42.053	114.7	40.722	87.6	1:45.690	84.72	0.701	13:37:44.354	
4 -	22.786	116.9	42.461	115.5	40.963	88.2	1:46.210	84.30	1.221	13:39:30.564	
5 -	22.738	113.7	42.313	114.5	40.727	87.5	1:45.778	84.65	0.789	13:41:16.342	
6 -	23.130	111.1	42.561	114.1	41.274	87.7	1:46.965	83.71	1.976	13:43:03.307	
7 -	22.872	113.1	42.364	113.3	40.927	87.5	1:46.163	84.34	1.174	13:44:49.470	
8 -	22.998	106.3	42.646	113.3	41.137	87.9	1:46.781	83.85	1.792	13:46:36.251	
9 -	22.681	117.1	42.880	114.7	41.590	87.6	1:47.151	83.56	2.162	13:48:23.402	
10 -	22.801	118.3	42.119	115.3	40.608	86.4	1:45.528 (2)	84.85	0.539	13:50:08.930	
11 -	22.834	114.7	42.016	113.7	40.739	86.8	1:45.589 (3)	84.80	0.600	13:51:54.519	
12 -	23.084	116.9	42.520	114.7	40.629	87.6	1:46.233	84.29	1.244	13:53:40.752	
13 -	22.901	116.7	42.392	113.9	40.904	87.4	1:46.197	84.31	1.208	13:55:26.949	
<b>14 -</b>	22.664	117.1	<b>41.879</b>	115.3	<b>40.446</b>	87.3	<b>1:44.989 (1)</b>	<b>85.28</b>		<b>13:57:11.938</b>	

P18	77	Jason VERNON					Honda - SGR Racing				
LAP	SECTOR 1		SECTOR 2		SECTOR 3		LAP TIME	MPH	DIFF	TIME OF DAY	
1 -		98.1	43.747	<b>115.7</b>	41.363	86.1	1:54.105	78.47	8.892	13:34:14.295	
2 -	23.051	115.5	42.070	115.3	41.032	85.8	1:46.153	84.35	0.940	13:36:00.448	
3 -	23.011	114.7	42.275	113.5	41.243	85.4	1:46.529	84.05	1.316	13:37:46.977	
4 -	22.941	113.1	42.291	113.1	40.901	85.8	1:46.133	84.37	0.920	13:39:33.110	
5 -	22.967	115.5	42.106	113.3	41.986	83.4	1:47.059	83.64	1.846	13:41:20.169	
6 -	23.042	114.9	41.890	114.1	40.879	83.3	1:45.811	84.62	0.598	13:43:05.980	
7 -	22.980	113.9	42.431	112.7	40.877	86.1	1:46.288	84.24	1.075	13:44:52.268	
8 -	22.947	113.5	42.397	112.2	40.787	86.6	1:46.131	84.37	0.918	13:46:38.399	
9 -	<b>22.699</b>	114.3	42.092	113.9	40.988	85.5	1:45.779	84.65	0.566	13:48:24.178	
10 -	22.884	115.3	42.000	114.7	40.516	<b>86.8</b>	1:45.400 (2)	84.95	0.187	13:50:09.578	
11 -	22.781	115.9	41.929	114.9	40.957	86.3	1:45.667 (3)	84.74	0.454	13:51:55.245	
12 -	22.762	<b>116.7</b>	42.385	114.5	40.841	85.5	1:45.988	84.48	0.775	13:53:41.233	
13 -	22.906	115.5	42.279	114.1	40.825	86.0	1:46.010	84.46	0.797	13:55:27.243	
<b>14 -</b>	22.877	113.9	<b>41.837</b>	114.3	<b>40.499</b>	86.6	<b>1:45.213 (1)</b>	<b>85.10</b>		<b>13:57:12.456</b>	

Weather / Track : Bright / Dry

Donington Park GP  
 Circuit Length = 2.4873 miles  
 Start: 13:32 Flag 13:55 End: 13:57



**MCRCB BULLETIN TK241**

**2013 MCE British Superbike Championship - Round 9**

**2013 Monster Energy British Motostar Championship**

**RACE 8 - SECTOR ANALYSIS**

SECTOR 1 = FL to I1, SECTOR 2 = I1 to I2, SECTOR 3 = I2 to FL, DIFF = Difference To Personal Best Lap

<b>P19 72</b>		<b>Ricky TARREN</b>		Honda - Cresswell Racing						
LAP	SECTOR 1	SECTOR 2	SECTOR 3	LAP TIME	MPH	DIFF	TIME OF DAY			
1 -		102.7	43.250	<b>115.9</b>	41.356	86.1	1:53.167	79.12	7.366	13:34:13.357
2 -	23.292	113.9	49.941	107.0	41.222	86.2	1:54.455	78.23	8.654	13:36:07.812
3 -	23.628	114.5	42.264	110.9	41.729	84.6	1:47.621	83.20	1.820	13:37:55.433
4 -	23.371	112.9	42.276	111.8	40.768	86.3	1:46.415	84.14	0.614	13:39:41.848
5 -	23.357	113.1	42.029	111.8	40.598	<b>86.6</b>	1:45.984 (3)	84.48	0.183	13:41:27.832
6 -	23.044	114.3	42.089	111.6	40.949	<b>86.6</b>	1:46.082	84.41	0.281	13:43:13.914
7 -	23.106	106.1	42.531	112.4	41.577	86.3	1:47.214	83.51	1.413	13:45:01.128
8 -	<b>22.908</b>	<b>116.3</b>	42.191	111.6	40.808	85.2	1:45.907 (2)	84.55	0.106	13:46:47.035
9 -	23.222	113.9	42.244	110.5	<b>40.563</b>	85.9	1:46.029	84.45	0.228	13:48:33.064
<b>10 -</b>	23.059	113.3	<b>41.990</b>	110.9	40.752	85.0	<b>1:45.801 (1)</b>	<b>84.63</b>		<b>13:50:18.865</b>
11 -	23.315	113.3	42.154	110.0	40.862	85.3	1:46.331	84.21	0.530	13:52:05.196
12 -	23.324	113.1	42.231	109.8	40.720	85.9	1:46.275	84.25	0.474	13:53:51.471
13 -	23.330	110.3	42.657	109.4	40.567	86.3	1:46.554	84.03	0.753	13:55:38.025
14 -	23.253	110.1	42.480	110.5	40.595	86.0	1:46.328	84.21	0.527	13:57:24.353

<b>P20 82</b>		<b>Jon VINCENT</b>		Honda - Molly / JVR Racing						
LAP	SECTOR 1	SECTOR 2	SECTOR 3	LAP TIME	MPH	DIFF	TIME OF DAY			
1 -		91.9	44.949	113.9	41.801	86.2	1:55.774	77.34	9.432	13:34:15.964
2 -	23.305	105.5	43.327	<b>115.9</b>	41.002	87.1	1:47.634	83.19	1.292	13:36:03.598
3 -	23.265	<b>111.6</b>	42.761	114.1	41.219	86.1	1:47.245	83.49	0.903	13:37:50.843
4 -	23.184	105.6	42.923	113.7	41.552	86.0	1:47.659	83.17	1.317	13:39:38.502
5 -	23.113	110.1	42.851	111.4	41.704	87.6	1:47.668	83.16	1.326	13:41:26.170
6 -	23.130	109.2	42.495	115.3	41.797	87.3	1:47.422	83.35	1.080	13:43:13.592
7 -	23.214	102.9	42.562	<b>115.9</b>	41.261	86.3	1:47.037	83.65	0.695	13:45:00.629
8 -	<b>22.984</b>	<b>111.6</b>	42.471	112.5	41.145	87.3	1:46.600 (2)	84.00	0.258	13:46:47.229
<b>9 -</b>	23.290	109.1	<b>42.226</b>	114.3	<b>40.826</b>	<b>87.9</b>	<b>1:46.342 (1)</b>	<b>84.20</b>		<b>13:48:33.571</b>
10 -	23.122	109.8	42.554	114.3	41.517	87.4	1:47.193	83.53	0.851	13:50:20.764
11 -	23.171	106.5	42.249	113.7	41.536	86.3	1:46.956	83.72	0.614	13:52:07.720
12 -	23.216	108.2	43.139	111.2	40.965	86.6	1:47.320	83.43	0.978	13:53:55.040
13 -	23.044	108.5	42.903	110.5	40.930	86.8	1:46.877 (3)	83.78	0.535	13:55:41.917
14 -	23.935	103.0	43.446	111.8	41.642	84.7	1:49.023	82.13	2.681	13:57:30.940

<b>P21 18</b>		<b>Paul DOBB</b>		Honda - PDR						
LAP	SECTOR 1	SECTOR 2	SECTOR 3	LAP TIME	MPH	DIFF	TIME OF DAY			
1 -		93.0	44.117	<b>118.3</b>	41.904	87.7	1:55.932	77.23	9.592	13:34:16.122
2 -	23.436	106.5	43.074	117.1	41.774	87.1	1:48.284	82.69	1.944	13:36:04.406
3 -	23.249	107.0	42.253	116.5	41.730	87.0	1:47.232	83.50	0.892	13:37:51.638
4 -	23.367	106.5	42.172	116.9	41.675	87.6	1:47.214	83.51	0.874	13:39:38.852
5 -	23.131	110.0	42.403	114.5	41.388	86.9	1:46.922	83.74	0.582	13:41:25.774
6 -	23.265	108.2	42.507	115.5	41.811	85.6	1:47.583	83.23	1.243	13:43:13.357
7 -	23.219	100.7	42.726	114.1	42.057	<b>88.1</b>	1:48.002	82.91	1.662	13:45:01.359
<b>8 -</b>	23.220	106.0	41.922	116.9	<b>41.198</b>	87.1	<b>1:46.340 (1)</b>	<b>84.20</b>		<b>13:46:47.699</b>
9 -	23.325	104.6	<b>41.844</b>	117.9	41.281	87.5	1:46.450 (3)	84.11	0.110	13:48:34.149
10 -	<b>22.903</b>	108.5	42.012	116.7	41.428	84.2	1:46.343 (2)	84.20	0.003	13:50:20.492
11 -	22.933	<b>110.1</b>	42.476	113.9	42.157	86.3	1:47.566	83.24	1.226	13:52:08.058
12 -	23.206	106.8	42.869	115.1	42.004	84.1	1:48.079	82.85	1.739	13:53:56.137
13 -	23.457	104.0	42.457	115.7	42.114	85.6	1:48.028	82.89	1.688	13:55:44.165

<b>P22 2 M3</b>		<b>Tom BOOTH-AMOS</b>		BMS PreM3 - FAB Racing						
LAP	SECTOR 1	SECTOR 2	SECTOR 3	LAP TIME	MPH	DIFF	TIME OF DAY			
1 -		109.4	42.681	<b>111.2</b>	58.869	83.4	2:09.335	69.23	23.518	13:34:29.525
2 -	24.176	109.1	43.174	108.4	41.553	85.2	1:48.903	82.22	3.086	13:36:18.428
3 -	23.276	114.3	42.739	108.5	41.220	85.4	1:47.235	83.50	1.418	13:38:05.663
4 -	23.305	112.4	43.374	108.5	41.233	85.8	1:47.912	82.97	2.095	13:39:53.575
5 -	23.080	112.4	42.405	109.6	40.544	<b>86.0</b>	1:46.029 (3)	84.45	0.212	13:41:39.604
6 -	23.013	113.9	42.379	110.1	42.338	85.1	1:47.730	83.11	1.913	13:43:27.334
7 -	23.284	110.7	42.580	107.7	40.646	85.9	1:46.510	84.07	0.693	13:45:13.844
8 -	<b>22.791</b>	<b>114.5</b>	42.922	107.7	40.684	85.8	1:46.397	84.16	0.580	13:47:00.241
9 -	23.017	114.3	42.466	108.0	40.466	85.9	1:45.949 (2)	84.51	0.132	13:48:46.190

Donington Park GP  
 Circuit Length = 2.4873 miles  
 Start: 13:32 Flag 13:55 End: 13:57

Weather / Track : Bright / Dry

# MCRCB BULLETIN TK241

## 2013 MCE British Superbike Championship - Round 9

### 2013 Monster Energy British Motostar Championship

#### RACE 8 - SECTOR ANALYSIS

SECTOR 1 = FL to I1, SECTOR 2 = I1 to I2, SECTOR 3 = I2 to FL, DIFF = Difference To Personal Best Lap

10 -	23.196	110.3	42.590	108.5	40.441	<b>86.0</b>	1:46.227	84.29	0.410	13:50:32.417
11 -	23.006	113.9	42.527	107.2	40.616	85.5	1:46.149	84.35	0.332	13:52:18.566
<b>12 -</b>	<b>23.192</b>	<b>111.4</b>	<b>42.277</b>	<b>109.2</b>	<b>40.348</b>	<b>86.0</b>	<b>1:45.817 (1)</b>	<b>84.62</b>		<b>13:54:04.383</b>
13 -	23.052	113.9	42.850	108.5	40.576	85.3	1:46.478	84.09	0.661	13:55:50.861

<b>P23</b>	<b>4</b>	<b>Louis VALLELEY</b>					Honda - Cresswell Racing				
LAP	SECTOR 1		SECTOR 2		SECTOR 3		LAP TIME	MPH	DIFF	TIME OF DAY	
1 -		95.1	44.610	<b>116.7</b>	43.619	85.9	1:58.271	75.71	9.953	13:34:18.461	
2 -	23.253	111.4	43.351	114.1	<b>41.755</b>	86.3	1:48.359 (2)	82.63	0.041	13:36:06.820	
3 -	23.511	110.5	43.331	114.9	42.154	86.2	1:48.996	82.15	0.678	13:37:55.816	
4 -	23.417	108.7	<b>42.786</b>	115.3	42.244	85.6	1:48.447 (3)	82.56	0.129	13:39:44.263	
5 -	23.393	107.7	43.147	113.1	42.188	86.7	1:48.728	82.35	0.410	13:41:32.991	
6 -	23.366	111.6	43.653	112.0	42.291	86.6	1:49.310	81.91	0.992	13:43:22.301	
7 -	23.428	109.8	43.916	110.7	42.887	86.1	1:50.231	81.23	1.913	13:45:12.532	
8 -	23.391	<b>112.2</b>	43.855	112.5	41.850	87.3	1:49.096	82.07	0.778	13:47:01.628	
9 -	23.254	110.3	43.356	112.9	42.654	86.9	1:49.264	81.95	0.946	13:48:50.892	
10 -	23.305	110.3	43.073	113.3	42.342	86.1	1:48.720	82.36	0.402	13:50:39.612	
11 -	<b>23.139</b>	109.4	43.129	112.2	42.279	86.3	1:48.547	82.49	0.229	13:52:28.159	
12 -	23.264	109.6	43.140	110.9	42.625	85.9	1:49.029	82.12	0.711	13:54:17.188	
<b>13 -</b>	<b>23.355</b>	<b>108.0</b>	<b>43.075</b>	<b>112.0</b>	<b>41.888</b>	<b>88.0</b>	<b>1:48.318 (1)</b>	<b>82.66</b>		<b>13:56:05.506</b>	

<b>P24</b>	<b>7</b>	<b>Jamie ASHBY</b>					Honda - JPA Racing				
LAP	SECTOR 1		SECTOR 2		SECTOR 3		LAP TIME	MPH	DIFF	TIME OF DAY	
1 -		95.0	44.664	<b>120.0</b>	43.652	87.1	1:57.743	76.05	9.386	13:34:17.933	
2 -	23.476	103.2	43.801	119.4	42.585	85.6	1:49.862	81.50	1.505	13:36:07.795	
3 -	24.010	103.0	43.489	117.3	42.630	86.4	1:50.129	81.30	1.772	13:37:57.924	
4 -	23.573	102.6	43.486	117.1	43.026	87.3	1:50.085	81.34	1.728	13:39:48.009	
5 -	23.756	103.5	43.365	116.1	42.314	88.1	1:49.435	81.82	1.078	13:41:37.444	
6 -	23.591	103.5	43.438	115.5	42.663	87.0	1:49.692	81.63	1.335	13:43:27.136	
7 -	23.758	105.1	43.192	115.7	42.244	<b>88.6</b>	1:49.194	82.00	0.837	13:45:16.330	
8 -	23.442	104.6	43.243	116.3	<b>42.064</b>	87.5	1:48.749	82.34	0.392	13:47:05.079	
9 -	<b>23.336</b>	<b>106.6</b>	43.068	116.1	42.085	88.3	1:48.489 (2)	82.53	0.132	13:48:53.568	
10 -	23.533	104.5	42.922	116.1	42.262	86.3	1:48.717 (3)	82.36	0.360	13:50:42.285	
<b>11 -</b>	<b>23.348</b>	<b>106.6</b>	<b>42.794</b>	<b>115.3</b>	<b>42.215</b>	<b>87.6</b>	<b>1:48.357 (1)</b>	<b>82.63</b>		<b>13:52:30.642</b>	
12 -	23.565	104.3	43.186	114.7	42.616	87.4	1:49.367	81.87	1.010	13:54:20.009	
13 -	23.718	104.3	43.207	114.7	42.711	87.6	1:49.636	81.67	1.279	13:56:09.645	

<b>P25</b>	<b>67</b>	<b>Andy REID</b>					Honda - RS Racing				
LAP	SECTOR 1		SECTOR 2		SECTOR 3		LAP TIME	MPH	DIFF	TIME OF DAY	
1 -		120.0	39.759	120.4	38.987	<b>93.3</b>	1:43.242	86.73	3.985	13:34:03.432	
2 -	21.481	121.1	39.622	<b>121.3</b>	38.637	93.0	1:39.740	89.77	0.483	13:35:43.172	
3 -	<b>21.396</b>	<b>123.8</b>	39.496	120.2	38.587	89.7	1:39.479 (3)	90.01	0.222	13:37:22.651	
4 -	21.649	122.4	39.678	120.2	38.584	91.7	1:39.911	89.62	0.654	13:39:02.562	
5 -	21.572	121.3	<b>39.431</b>	120.0	38.503	90.7	1:39.506	89.98	0.249	13:40:42.068	
<b>6 -</b>	<b>21.486</b>	<b>121.7</b>	<b>39.528</b>	<b>120.2</b>	<b>38.243</b>	<b>92.0</b>	<b>1:39.257 (1)</b>	<b>90.21</b>		<b>13:42:21.325</b>	
7 -	21.530	123.5	39.513	119.1	38.490	92.2	1:39.533	89.96	0.276	13:44:00.858	
8 -	21.400	120.6	39.532	118.9	38.512	92.5	1:39.444 (2)	90.04	0.187	13:45:40.302	
9 -	21.455	121.1	39.479	118.7	38.555	91.3	1:39.489	90.00	0.232	13:47:19.791	
10 -	21.690	121.3	39.694	118.9	38.632	91.2	1:40.016	89.53	0.759	13:48:59.807	
11 -	21.705	119.8	39.691	<b>121.3</b>	38.790	91.8	1:40.186	89.37	0.929	13:50:39.993	
12 -	21.504	119.8	39.555	117.7	38.695	92.0	1:39.754	89.76	0.497	13:52:19.747	

<b>P26</b>	<b>12</b>	<b>Edward RENDELL</b>					Honda - Banks Racing				
LAP	SECTOR 1		SECTOR 2		SECTOR 3		LAP TIME	MPH	DIFF	TIME OF DAY	
1 -		121.5	40.338	<b>119.6</b>	39.313	<b>89.9</b>	1:45.699	84.71	4.579	13:34:05.889	
2 -	22.122	<b>122.9</b>	40.684	118.3	39.057	89.6	1:41.863	87.90	0.743	13:35:47.752	
3 -	22.381	119.8	40.570	117.1	39.320	88.7	1:42.271	87.55	1.151	13:37:30.023	
4 -	22.373	118.5	40.618	116.5	39.140	88.8	1:42.131	87.67	1.011	13:39:12.154	
5 -	22.364	119.4	40.414	115.5	39.021	89.3	1:41.799	87.96	0.679	13:40:53.953	
6 -	22.163	118.9	40.572	117.3	39.062	88.5	1:41.797	87.96	0.677	13:42:35.750	
7 -	22.186	118.3	40.449	114.7	39.019	88.8	1:41.654	88.08	0.534	13:44:17.404	

Donington Park GP

Circuit Length = 2.4873 miles

Start: 13:32 Flag 13:55 End: 13:57

Weather / Track : Bright / Dry

# MCRCB BULLETIN TK241

## 2013 MCE British Superbike Championship - Round 9

## 2013 Monster Energy British Motostar Championship

### RACE 8 - SECTOR ANALYSIS

SECTOR 1 = FL to I1, SECTOR 2 = I1 to I2, SECTOR 3 = I2 to FL, DIFF = Difference To Personal Best Lap

8 -	22.048	117.5	40.683	114.7	39.230	86.4	1:41.961	87.82	0.841	13:45:59.365
9 -	22.079	119.8	40.377	115.1	39.183	88.8	1:41.639 (3)	88.10	0.519	13:47:41.004
10 -	22.044	119.4	41.028	116.7	38.976	88.3	1:42.048	87.74	0.928	13:49:23.052
<b>11 -</b>	<b>22.075</b>	<b>117.5</b>	<b>40.222</b>	<b>116.3</b>	<b>38.823</b>	<b>88.6</b>	<b>1:41.120 (1)</b>	<b>88.55</b>		<b>13:51:04.172</b>
12 -	22.014	118.5	40.331	115.3	<b>38.786</b>	89.4	1:41.131 (2)	88.54	0.011	13:52:45.303

<b>P27</b>	<b>41</b>	<b>Milo WARD</b>		Luyten Honda - FPW Racing							
LAP	SECTOR 1		SECTOR 2		SECTOR 3		LAP TIME	MPH	DIFF	TIME OF DAY	
1 -		98.1	42.601	<b>120.9</b>	40.907	87.7	1:51.669	80.18	7.714	13:34:11.859	
2 -	22.723	112.2	41.617	117.9	40.349	<b>88.8</b>	1:44.689	85.53	0.734	13:35:56.548	
3 -	22.588	<b>119.6</b>	41.458	117.9	40.670	87.0	1:44.716	85.51	0.761	13:37:41.264	
4 -	22.590	<b>119.6</b>	41.657	117.7	41.193	86.1	1:45.440	84.92	1.485	13:39:26.704	
5 -	22.689	114.1	41.343	117.1	40.563	87.3	1:44.595 (3)	85.61	0.640	13:41:11.299	
6 -	22.718	114.1	41.965	117.7	41.100	88.2	1:45.783	84.64	1.828	13:42:57.082	
7 -	22.965	113.1	42.301	112.2	40.618	87.9	1:45.884	84.56	1.929	13:44:42.966	
8 -	22.557	112.7	41.749	115.7	40.643	88.2	1:44.949	85.32	0.994	13:46:27.915	
9 -	<b>22.527</b>	117.3	41.555	113.5	40.263	86.7	1:44.345 (2)	85.81	0.390	13:48:12.260	
<b>10 -</b>	<b>22.816</b>	<b>116.3</b>	<b>41.153</b>	<b>114.5</b>	<b>39.986</b>	<b>86.1</b>	<b>1:43.955 (1)</b>	<b>86.13</b>		<b>13:49:56.215</b>	

<b>P28</b>	<b>22</b>	<b>Stephanie WADDELOW</b>		Honda - SP125 / Flossy Racing							
LAP	SECTOR 1		SECTOR 2		SECTOR 3		LAP TIME	MPH	DIFF	TIME OF DAY	
1 -		108.7	41.855	<b>116.9</b>	40.886	86.4	1:50.215	81.24	5.644	13:34:10.405	
2 -	22.655	<b>114.3</b>	41.552	115.3	40.497	87.1	1:44.704 (2)	85.52	0.133	13:35:55.109	
3 -	22.558	112.5	41.453	<b>116.9</b>	41.405	85.1	1:45.416	84.94	0.845	13:37:40.525	
4 -	22.829	111.6	41.383	114.5	40.709	85.6	1:44.921 (3)	85.34	0.350	13:39:25.446	
5 -	22.812	108.0	41.572	113.5	40.670	86.4	1:45.054	85.23	0.483	13:41:10.500	
6 -	23.092	110.0	41.897	113.1	41.137	86.6	1:46.126	84.37	1.555	13:42:56.626	
7 -	23.328	112.5	41.936	112.7	40.855	85.4	1:46.119	84.38	1.548	13:44:42.745	
8 -	22.922	110.3	41.725	115.3	40.673	<b>88.1</b>	1:45.320	85.02	0.749	13:46:28.065	
9 -	<b>22.545</b>	111.2	41.625	114.5	40.851	87.9	1:45.021	85.26	0.450	13:48:13.086	
<b>10 -</b>	<b>22.860</b>	<b>114.3</b>	<b>41.295</b>	<b>113.3</b>	<b>40.416</b>	<b>86.9</b>	<b>1:44.571 (1)</b>	<b>85.63</b>		<b>13:49:57.657</b>	

<b>P29</b>	<b>11</b>	<b>Joseph THOMAS</b>		Honda - Moto UK Racing							
LAP	SECTOR 1		SECTOR 2		SECTOR 3		LAP TIME	MPH	DIFF	TIME OF DAY	
1 -		104.0	42.442	116.7	40.525	<b>89.8</b>	1:50.276 (3)	81.20	6.082	13:34:10.466	
<b>2 -</b>	<b>22.428</b>	<b>118.1</b>	<b>41.677</b>	<b>118.3</b>	<b>40.089</b>	89.2	<b>1:44.194 (1)</b>	<b>85.94</b>		<b>13:35:54.660</b>	
3 -	22.485	116.7	41.790	116.9	41.671	61.4	1:45.946 (2)	84.51	1.752	13:37:40.606	

<b>P30</b>	<b>66</b>	<b>M3</b>	<b>Joe IRVING</b>		KTM - RS Racing / The Toad and Tatle Pub							
LAP	SECTOR 1		SECTOR 2		SECTOR 3		LAP TIME	MPH	DIFF	TIME OF DAY		
1 -		114.5	39.746	<b>124.2</b>	38.594	<b>94.0</b>	1:43.129 (2)	86.82	3.410	13:34:03.319		
<b>2 -</b>	<b>21.779</b>	<b>119.4</b>	<b>39.398</b>	123.3	<b>38.542</b>	90.0	<b>1:39.719 (1)</b>	<b>89.79</b>		<b>13:35:43.038</b>		

**MCRCB BULLETIN TK242****2013 MCE British Superbike Championship - Round 9****2013 Monster Energy British Motostar Championship****RACE 8 - BEST SPEEDS**

POS	SECTOR 1			SECTOR 2			FINISH LINE		
	NO	NAME	MPH	NO	NAME	MPH	NO	NAME	MPH
1	34	Jordan WEAIVING	124.5	95	Tarran MACKENZIE	126.1	95	Tarran MACKENZIE	94.7
2	40	Joe FRANCIS	123.8	66	Joe IRVING	124.2	66	Joe IRVING	94.0
3	67	Andy REID	123.8	17	Tom CARNE	124.0	67	Andy REID	93.3
4	10	Peter SUTHERLAND	123.1	3	Taz TAYLOR	123.8	34	Jordan WEAIVING	93.2
5	12	Edward RENDELL	122.9	79	Chris TAYLOR	123.3	3	Taz TAYLOR	92.5
6	42	James HOBSON	122.9	13	Sam BURMAN	122.2	64	Asher DURHAM	92.0
7	3	Taz TAYLOR	122.6	42	James HOBSON	122.0	17	Tom CARNE	91.8
8	35	Elliot LODGE	121.7	34	Jordan WEAIVING	121.5	42	James HOBSON	91.7
9	17	Tom CARNE	121.5	40	Joe FRANCIS	121.5	79	Chris TAYLOR	91.6
10	95	Tarran MACKENZIE	120.0	67	Andy REID	121.3	80	Callum BEY	90.8
11	43	Arnie SHELTON	119.8	43	Arnie SHELTON	121.1	13	Sam BURMAN	90.6
12	41	Milo WARD	119.6	80	Callum BEY	121.1	40	Joe FRANCIS	90.6
13	66	Joe IRVING	119.4	41	Milo WARD	120.9	44	Jake BAYFORD	90.4
14	65	Josh OWENS	118.7	44	Jake BAYFORD	120.9	35	Elliot LODGE	90.3
15	90	Greg GREENWOOD	118.7	64	Asher DURHAM	120.9	12	Edward RENDELL	89.9
16	80	Callum BEY	118.5	10	Peter SUTHERLAND	120.4	43	Arnie SHELTON	89.9
17	11	Joseph THOMAS	118.1	7	Jamie ASHBY	120.0	11	Joseph THOMAS	89.8
18	77	Jason VERNON	116.7	12	Edward RENDELL	119.6	90	Greg GREENWOOD	89.8
19	72	Ricky TARREN	116.3	90	Greg GREENWOOD	118.7	36	Jayson URIBE	89.7
20	44	Jake BAYFORD	115.7	11	Joseph THOMAS	118.3	10	Peter SUTHERLAND	89.6
21	64	Asher DURHAM	115.1	18	Paul DOBB	118.3	41	Milo WARD	88.8
22	2	Tom BOOTH-AMOS	114.5	35	Elliot LODGE	117.7	7	Jamie ASHBY	88.6
23	36	Jayson URIBE	114.5	65	Josh OWENS	117.7	65	Josh OWENS	88.3
24	22	Stephanie WADDELOW	114.3	22	Stephanie WADDELOW	116.9	18	Paul DOBB	88.1
25	13	Sam BURMAN	112.5	4	Louis VALLELEY	116.7	22	Stephanie WADDELOW	88.1
26	4	Louis VALLELEY	112.2	72	Ricky TARREN	115.9	4	Louis VALLELEY	88.0
27	82	Jon VINCENT	111.6	82	Jon VINCENT	115.9	82	Jon VINCENT	87.9
28	18	Paul DOBB	110.1	77	Jason VERNON	115.7	77	Jason VERNON	86.8
29	79	Chris TAYLOR	110.0	36	Jayson URIBE	115.1	72	Ricky TARREN	86.6
30	7	Jamie ASHBY	106.6	2	Tom BOOTH-AMOS	111.2	2	Tom BOOTH-AMOS	86.0
31									

Weather / Track : Bright / Dry

Donington Park GP

Circuit Length = 2.4873 miles

Start: 13:32 Flag 13:55 End: 13:57

Results can be found at [www.tsl-timing.com](http://www.tsl-timing.com)

Printed - 14:01 Sunday, 08 September 2013

**MCRCB BULLETIN TK243**

**2013 MCE British Superbike Championship - Round 9**

**2013 Monster Energy British Motostar Championship**

**RACE 8 - BEST SECTORS**

SECTOR 1			SECTOR 2			SECTOR 3			IDEAL / BEST COMPARISON						
POS	NO	NAME	TIME	NO	NAME	TIME	NO	NAME	TIME	POS	NO	NAME	IDEAL	BEST	DIFF
1	95	MACKENZIE	21.290	66	IRVING	39.398	95	MACKENZIE	38.005				<b>PERFECT LAP</b>	<b>1:38.693</b>	
2	67	REID	21.396	67	REID	39.431	34	WEAVING	38.076	1	95	MACKENZIE	1:38.800	1:39.013	0.213
3	34	WEAVING	21.518	34	WEAVING	39.468	67	REID	38.243	2	34	WEAVING	1:39.062	1:39.142	0.080
4	3	TAYLOR	21.631	95	MACKENZIE	39.505	66	IRVING	38.542	3	67	REID	1:39.070	1:39.257	0.187
5	17	CARNE	21.712	17	CARNE	40.090	40	FRANCIS	38.759	4	66	IRVING	1:39.719	1:39.719	0.000
6	40	FRANCIS	21.765	40	FRANCIS	40.205	12	RENDELL	38.786	5	40	FRANCIS	1:40.729	1:40.850	0.121
7	66	IRVING	21.779	12	RENDELL	40.222	3	TAYLOR	39.000	6	17	CARNE	1:40.947	1:41.260	0.313
8	12	RENDELL	21.949	80	BEY	40.268	80	BEY	39.013	7	12	RENDELL	1:40.957	1:41.120	0.163
9	80	BEY	21.977	10	SUTHERLAND	40.469	17	CARNE	39.145	8	80	BEY	1:41.258	1:41.317	0.059
10	10	SUTHERLAND	22.142	35	LODGE	40.605	35	LODGE	39.155	9	3	TAYLOR	1:41.280	1:41.566	0.286
11	42	HOBSON	22.172	3	TAYLOR	40.649	10	SUTHERLAND	39.292	10	10	SUTHERLAND	1:41.903	1:42.443	0.540
12	35	LODGE	22.245	43	SHELTON	40.766	43	SHELTON	39.390	11	35	LODGE	1:42.005	1:42.410	0.405
13	43	SHELTON	22.250	42	HOBSON	40.774	42	HOBSON	39.631	12	43	SHELTON	1:42.406	1:42.971	0.565
14	44	BAYFORD	22.347	44	BAYFORD	40.971	36	URIBE	39.869	13	42	HOBSON	1:42.577	1:42.609	0.032
15	11	THOMAS	22.428	41	WARD	41.153	41	WARD	39.986	14	41	WARD	1:43.666	1:43.955	0.289
16	64	DURHAM	22.472	64	DURHAM	41.250	11	THOMAS	40.089	15	44	BAYFORD	1:43.707	1:43.835	0.128
17	90	GREENWOOD	22.506	22	WADDELOW	41.289	2	BOOTH-AMOS	40.348	16	64	DURHAM	1:44.102	1:44.533	0.431
18	41	WARD	22.527	79	TAYLOR	41.544	64	DURHAM	40.380	17	36	URIBE	1:44.145	1:44.459	0.314
19	22	WADDELOW	22.545	13	BURMAN	41.654	44	BAYFORD	40.389	18	11	THOMAS	1:44.194	1:44.194	0.000
20	65	OWENS	22.559	11	THOMAS	41.677	79	TAYLOR	40.412	19	22	WADDELOW	1:44.250	1:44.571	0.321
21	36	URIBE	22.571	36	URIBE	41.705	22	WADDELOW	40.416	20	79	TAYLOR	1:44.537	1:44.797	0.260
22	79	TAYLOR	22.581	90	GREENWOOD	41.752	90	GREENWOOD	40.423	21	90	GREENWOOD	1:44.681	1:45.163	0.482
23	13	BURMAN	22.625	77	VERNON	41.837	65	OWENS	40.446	22	13	BURMAN	1:44.813	1:44.813	0.000
24	77	VERNON	22.699	18	DOBB	41.844	77	VERNON	40.499	23	65	OWENS	1:44.884	1:44.989	0.105
25	2	BOOTH-AMOS	22.791	65	OWENS	41.879	13	BURMAN	40.534	24	77	VERNON	1:45.035	1:45.213	0.178
26	18	DOBB	22.903	72	TARREN	41.990	72	TARREN	40.563	25	2	BOOTH-AMOS	1:45.416	1:45.817	0.401
27	72	TARREN	22.908	82	VINCENT	42.226	82	VINCENT	40.826	26	72	TARREN	1:45.461	1:45.801	0.340
28	82	VINCENT	22.984	2	BOOTH-AMOS	42.277	18	DOBB	41.198	27	18	DOBB	1:45.945	1:46.340	0.395
29	4	VALLELEY	23.139	4	VALLELEY	42.786	4	VALLELEY	41.755	28	82	VINCENT	1:46.036	1:46.342	0.306
30	7	ASHBY	23.336	7	ASHBY	42.794	7	ASHBY	42.064	29	4	VALLELEY	1:47.680	1:48.318	0.638
31										30	7	ASHBY	1:48.194	1:48.357	0.163

Weather / Track : Bright / Dry

Donington Park GP  
 Circuit Length = 2.4873 miles  
 Start: 13:32 Flag 13:55 End: 13:57

Results can be found at [www.tsl-timing.com](http://www.tsl-timing.com)

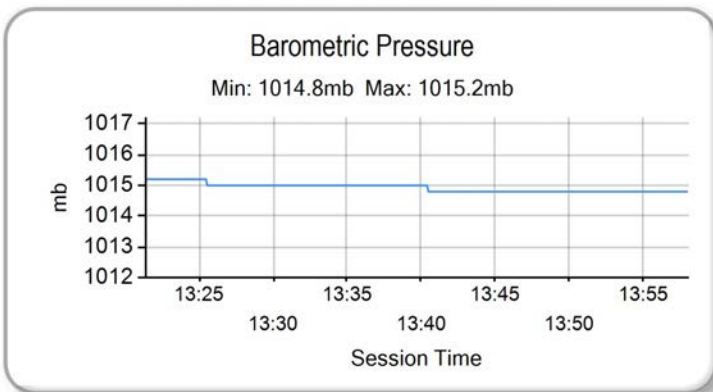
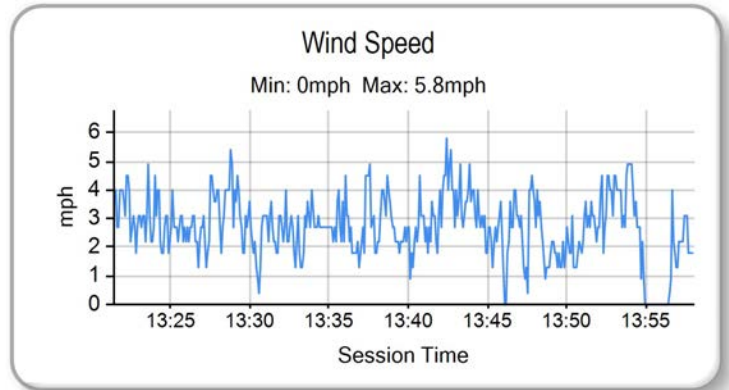
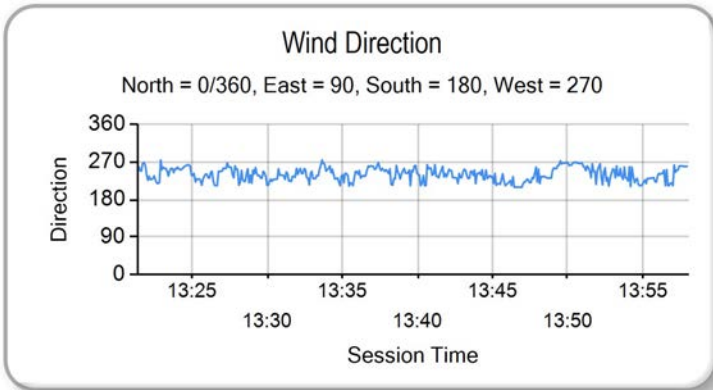
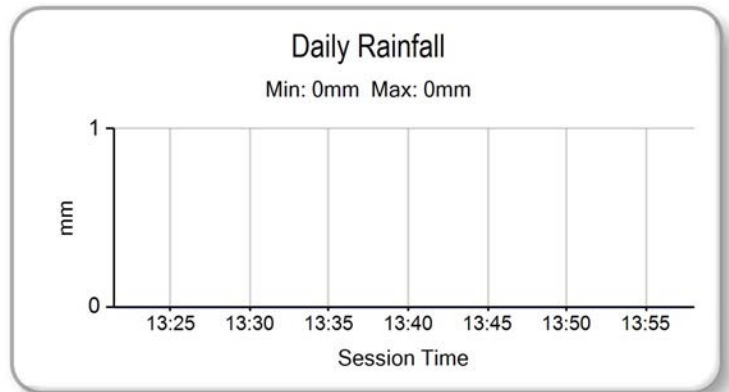
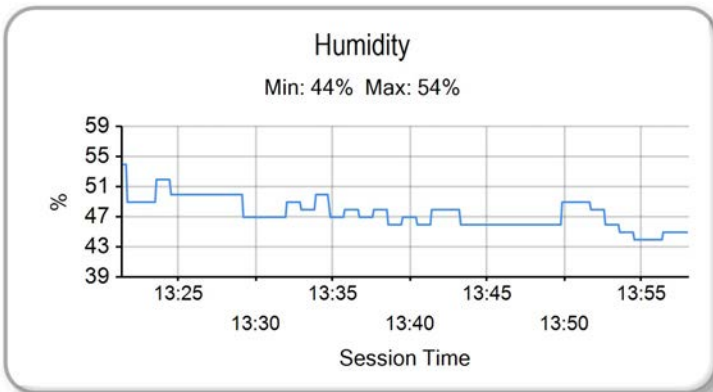
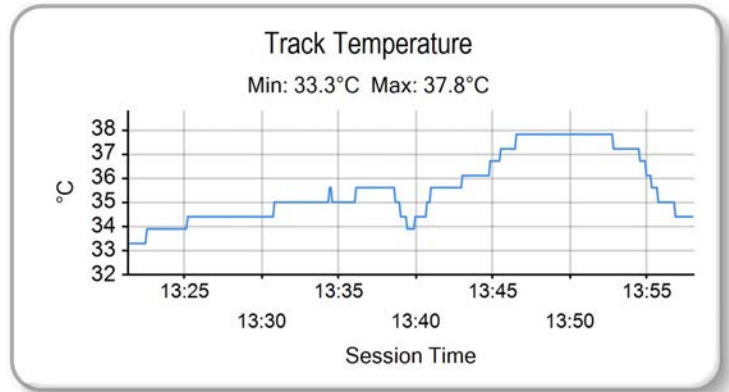
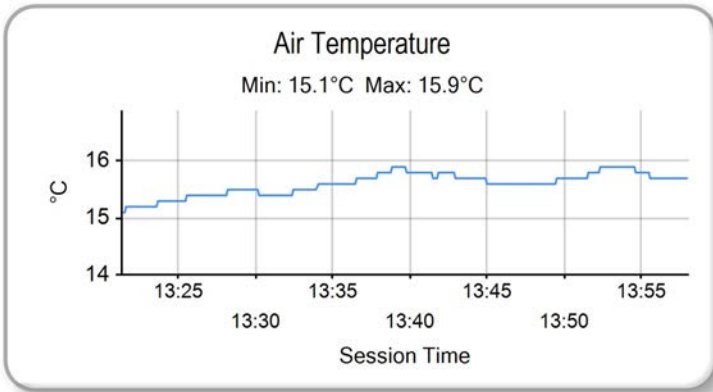
Printed - 14:01 Sunday, 08 September 2013

# MCRCB BULLETIN TK244

## 2013 MCE British Superbike Championship - Round 9

## 2013 Monster Energy British Motostar Championship

### RACE 8 - WEATHER CONDITIONS



Weather / Track : Bright / Dry

Results can be found at [www.tsl-timing.com](http://www.tsl-timing.com)

Donington Park GP  
Circuit Length = 2.4873 miles  
Start: 13:32 Flag 13:55 End: 13:57

Printed - 14:02 Sunday, 08 September 2013



