



MOTOSTAR

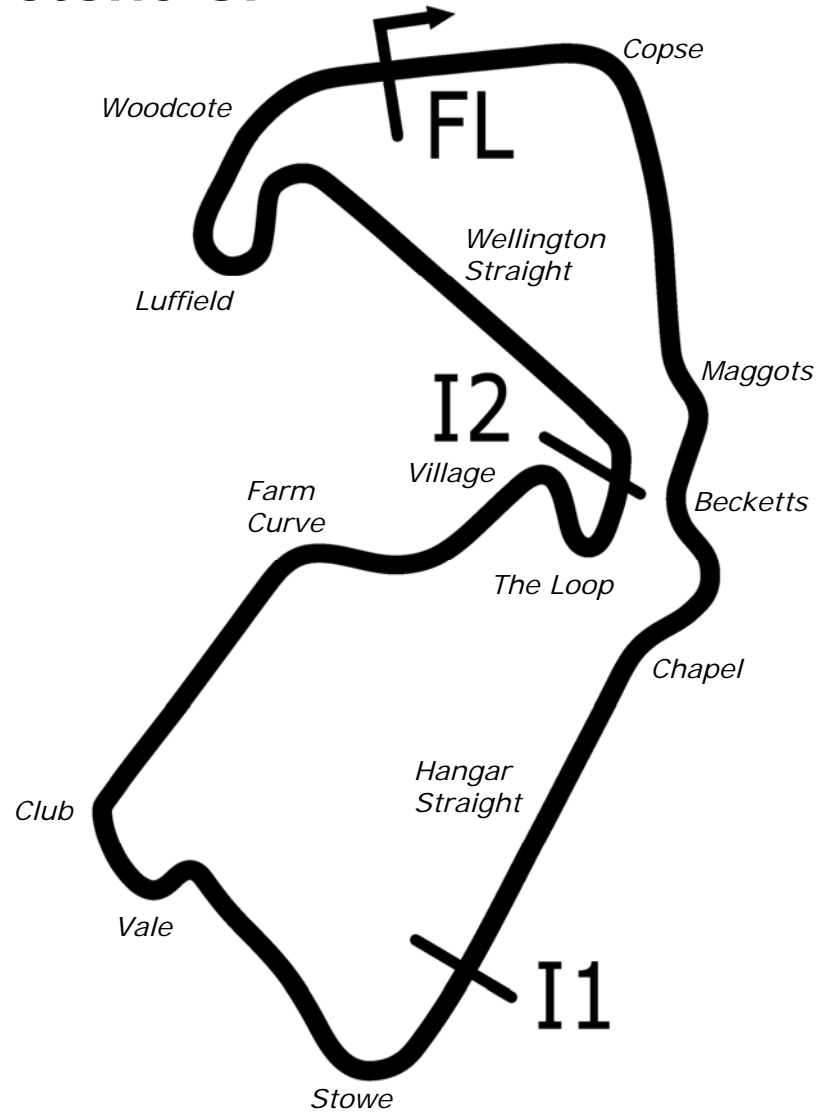
Round 11
Silverstone GP

4th – 6th October 2013

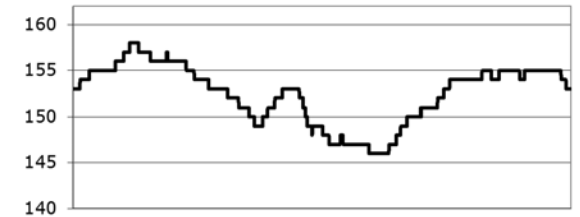


Results Provided by Timing Solutions Ltd
www.tsl-timing.com

Silverstone GP



Circuit Altitude (m)



Length	3.6673 miles	5902.0 m	
FL		52.07872 N	1.01711 W
I1	2044m	52.06559 N	1.01486 W
I2	4370m	52.07263 N	1.01141 W
Pit Entry	5872m	52.07859 N	1.01758 W
Pit Exit	305m after FL	52.07880 N	1.01268 W
Pit Entry–Pit Exit 336m, 20.1s @60kph, 15.1s @80kph			

Lap Records		Best Sector Information					F/L Trap (mph)
		Sector 1	S1 Trap (mph)	Sector 2	S2 Trap (mph)	Sector 3	
Superbike	2:06.253	38.059	184.9	55.137	NONE	31.680	151.2
Supersport	2:10.396	39.628	164.9	56.900	NONE	32.773	144.9
Superstock 1000	2:10.808	39.106	177.5	57.349	NONE	32.764	146.5
Superstock 600	2:14.231	40.844	160.5	58.656	NONE	33.979	140.8
Motostar	2:19.170	43.465	133.9	59.705	NONE	35.260	126.2
F1 Sidecar	2:13.073	40.666	152.9	57.537	NONE	34.063	131.0
Ducati 848	2:14.781	41.368	160.9	58.968	NONE	34.156	139.3
Triumph TC	2:15.849	41.780	156.8	59.322	NONE	34.405	139.9

FREE PRACTICE 1 - CLASSIFICATION



POS	NO	CL	PIC NAME	ENTRY	TIME	ON	LAPS	GAP	DIFF	MPH
1	67		1 Andy REID	Honda - RS Racing	2:41.647	4	4			81.67
2	95	M3	1 Tarran MACKENZIE	KTM - Redline KTM	2:46.527	7	7	4.880	4.880	79.28
3	12		2 Edward RENDELL	Honda - Banks Racing	2:47.267	7	7	5.620	0.740	78.93
4	66	M3	2 Joe IRVING	KTM - RS Racing / The Toad and Tatie Pub	2:48.321	7	7	6.674	1.054	78.43
5	88		3 Lewis ROLLO	Honda - RCD Motorsport	2:48.534	6	7	6.887	0.213	78.33
6	10		4 Peter SUTHERLAND	Aprilia - Kinpac Racing / Floorcoat UK	2:48.535	7	7	6.888	0.001	78.33
7	40	M3	3 Joe FRANCIS	Honda - Team WD40	2:48.972	5	6	7.325	0.437	78.13
8	17		5 Tom CARNE	Honda - TC Racing / SP125 racing	2:50.091	5	5	8.444	1.119	77.61
9	72		6 Ricky TARREN	Honda - Cresswell Racing	2:50.146	7	7	8.499	0.055	77.59
10	195	M3	4 Jules DANILO	Kalex KTM - Cygnet Racing / Furygan	2:50.600	6	6	8.953	0.454	77.38
11	65		7 Josh OWENS	Honda - JPL / George Roberts	2:51.207	6	6	9.560	0.607	77.11
12	11		8 Joseph THOMAS	Honda - Moto UK Racing	2:52.248	7	7	10.601	1.041	76.64
13	41		9 Milo WARD	Luyten Honda - FPW Racing	2:52.445	6	7	10.798	0.197	76.56
14	64		10 Asher DURHAM	Seel Honda - Repli-Cast UK	2:54.438	7	7	12.791	1.993	75.68
15	3		11 Taz TAYLOR	Luyten Honda - FPW Racing	2:56.189	6	6	14.542	1.751	74.93
16	36		12 Jayson URIBE	Honda - Rock and Sons Racing	2:57.536	6	6	15.889	1.347	74.36

QUALIFYING LAPTIME (110.0% of 2:41.647) = 2:57.811

17	44		13 Jake BAYFORD	Honda - j4ke.com	2:58.079	6	6	16.432	0.543	74.13
18	13	M3	5 Sam BURMAN	Honda - WNT / Burman Racing	2:58.604	4	7	16.957	0.525	73.91
19	24		14 Daniel COSTILLA	Honda - Repli-Cast UK	2:59.338	7	7	17.691	0.734	73.61
20	22		15 Stephanie WADDELOW	Honda - SP125 / Flossy Racing	2:59.445	5	6	17.798	0.107	73.57
21	43		16 Arnie SHELTON	Honda - e3 motorsport	3:01.067	4	5	19.420	1.622	72.91
22	77		17 Jason VERNON	Honda - SGR Racing	3:01.092	3	3	19.445	0.025	72.90
23	47		18 Jake ARCHER	Honda - Jake Archer Racing	3:05.083	7	7	23.436	3.991	71.33
24	42	M3	6 James HOBSON	Honda - Two 4 Motorsport	3:07.225	5	7	25.578	2.142	70.51
25	4		19 Louis VALLELEY	Honda - Cresswell Racing	3:07.482	2	3	25.835	0.257	70.41
26	79	M3	7 Chris TAYLOR	Honda - Elevator Bridle & Saddle Co / Coventry Ducati	3:11.512	6	6	29.865	4.030	68.93
27	49		20 Nigel PALMER	Honda - QRG Motorcycles	3:16.094	5	5	34.447	4.582	67.32
28	7		21 Jamie ASHBY	Honda - JPA Racing	3:22.098	4	5	40.451	6.004	65.32
29	35		22 Elliot LODGE	Honda - SP125 / SpikeRacing	3:41.528	3	4	59.881	19.430	59.59

Weather / Track : Drizzle / Wet

These results are provisional until the conclusion of any judicial and technical matters.

Silverstone GP

Circuit Length = 3.6673 miles

Start: 09:00 Flag 09:20 End: 09:23

Race Director :	Stewards :	Timekeeper :
-----------------	------------	--------------

Results can be found at www.britishsuperbike.com

Printed - 09:24 Friday, 04 October 2013

MCRCB BULLETIN TK002

2013 MCE British Superbike Championship - Round 11

2013 Monster Energy British Motostar Championship

FREE PRACTICE 1 - SECTOR ANALYSIS

SECTOR 1 = FL to I1, SECTOR 2 = I1 to I2, SECTOR 3 = I2 to FL, DIFF = Difference To Personal Best Lap

P1		67		Andy REID		Honda - RS Racing		
LAP	SECTOR 1	SECTOR 2	SECTOR 3	LAP TIME	MPH	DIFF	TIME OF DAY	
1 -	OUTLAP	120.6	1:16.648	43.865	108.7		09:06:44.910	
2 -	51.338	122.4	1:12.347	41.910	112.2	2:45.595 (3)	79.72 3.948 09:09:30.505	
3 -	50.224	122.4	1:10.940	41.255	113.1	2:42.419 (2)	81.28 0.772 09:12:12.924	
4 -	51.052	118.9	1:10.359	40.236	113.7	2:41.647 (1)	81.67 09:14:54.571	

P2		95 M3		Tarran MACKENZIE		KTM - Redline KTM		
LAP	SECTOR 1	SECTOR 2	SECTOR 3	LAP TIME	MPH	DIFF	TIME OF DAY	
1 -	OUTLAP	113.1	1:22.429	45.335	104.3		09:04:11.195	
2 -	55.019	119.6	1:15.250	43.540	109.2	2:53.809	75.95 7.282 09:07:05.004	
3 -	54.014	121.1	1:14.789	43.557	109.7	2:52.360	76.59 5.833 09:09:57.364	
4 -	53.436	121.1	1:13.724	42.623	110.5	2:49.783 (3)	77.76 3.256 09:12:47.147	
5 -	52.960	122.0	1:14.112	42.818	110.1	2:49.890	77.71 3.363 09:15:37.037	
6 -	52.382	120.9	1:12.985	42.686	108.8	2:48.053 (2)	78.56 1.526 09:18:25.090	
7 -	52.488	122.6	1:12.308	41.731	109.7	2:46.527 (1)	79.28 09:21:11.617	

P3		12		Edward RENDELL		Honda - Banks Racing		
LAP	SECTOR 1	SECTOR 2	SECTOR 3	LAP TIME	MPH	DIFF	TIME OF DAY	
1 -	OUTLAP	89.9	1:21.115	45.322	99.0		09:03:48.814	
2 -	55.890	101.9	1:16.680	43.728	103.4	2:56.298	74.88 9.031 09:06:45.112	
3 -	53.680	115.1	1:14.725	42.735	108.3	2:51.140	77.14 3.873 09:09:36.252	
4 -	51.925	117.7	1:14.173	44.407	107.1	2:50.505	77.43 3.238 09:12:26.757	
5 -	52.051	117.3	1:12.593	42.673	109.6	2:47.317 (2)	78.90 0.050 09:15:14.074	
6 -	51.775	118.1	1:14.072	41.868	109.6	2:47.715 (3)	78.71 0.448 09:18:01.789	
7 -	51.116	116.9	1:12.908	43.243	107.6	2:47.267 (1)	78.93 09:20:49.056	

P4		66 M3		Joe IRVING		KTM - RS Racing / The Toad and Tatle Pub		
LAP	SECTOR 1	SECTOR 2	SECTOR 3	LAP TIME	MPH	DIFF	TIME OF DAY	
1 -	OUTLAP	120.2	1:18.894	45.221	108.1		09:03:43.239	
2 -	54.834	123.1	1:15.924	42.925	106.4	2:53.683	76.01 5.362 09:06:36.922	
3 -	53.936	110.1	1:15.995	42.625	109.6	2:52.556	76.51 4.235 09:09:29.478	
4 -	52.668	123.8	1:14.131	42.417	110.7	2:49.216 (2)	78.02 0.895 09:12:18.694	
5 -	54.236	117.9	1:15.250	42.738	109.9	2:52.224	76.65 3.903 09:15:10.918	
6 -	54.218	124.5	1:16.191	41.580	112.2	2:51.989 (3)	76.76 3.668 09:18:02.907	
7 -	52.340	124.0	1:13.998	41.983	110.9	2:48.321 (1)	78.43 09:20:51.228	

P5		88		Lewis ROLLO		Honda - RCD Motorsport		
LAP	SECTOR 1	SECTOR 2	SECTOR 3	LAP TIME	MPH	DIFF	TIME OF DAY	
1 -	OUTLAP	109.1	1:22.107	46.063	107.6		09:03:49.972	
2 -	54.678	113.3	1:18.135	IN PIT		3:05.742 P	71.07 17.208 09:06:55.714	
3 -	OUTLAP	115.7	1:16.628	44.041	108.3	4:25.455	49.73 1:36.921 09:11:21.169	
4 -	54.296	115.9	1:14.731	43.652	108.5	2:52.679	76.45 4.145 09:14:13.848	
5 -	53.018	118.1	1:14.340	43.028	110.9	2:50.386 (2)	77.48 1.852 09:17:04.234	
6 -	52.528	116.9	1:13.337	42.669	109.9	2:48.534 (1)	78.33 09:19:52.768	
7 -	53.393	116.9	1:14.318	42.725	109.0	2:50.436 (3)	77.46 1.902 09:22:43.204	

P6		10		Peter SUTHERLAND		Aprilia - Kinpac Racing / Floorcoat UK		
LAP	SECTOR 1	SECTOR 2	SECTOR 3	LAP TIME	MPH	DIFF	TIME OF DAY	
1 -	OUTLAP	116.7	1:17.444	47.394	103.8		09:03:41.361	
2 -	55.143	116.7	1:15.185	44.345	107.2	2:54.673	75.58 6.138 09:06:36.034	
3 -	54.727	115.3	1:16.703	43.239	107.4	2:54.669	75.58 6.134 09:09:30.703	
4 -	52.154	119.1	1:14.266	42.542	112.0	2:48.962 (2)	78.13 0.427 09:12:19.665	
5 -	53.201	117.5	1:14.183	42.951	108.7	2:50.335 (3)	77.50 1.800 09:15:10.000	
6 -	55.109	118.3	1:15.940	42.677	111.4	2:53.726	75.99 5.191 09:18:03.726	
7 -	52.168	119.6	1:13.891	42.476	111.6	2:48.535 (1)	78.33 09:20:52.261	

Weather / Track : Drizzle / Wet

Silverstone GP

Circuit Length = 3.6673 miles

Start: 09:00 Flag 09:20 End: 09:23

MCRCB BULLETIN TK002

2013 MCE British Superbike Championship - Round 11

2013 Monster Energy British Motostar Championship

FREE PRACTICE 1 - SECTOR ANALYSIS

SECTOR 1 = FL to I1, SECTOR 2 = I1 to I2, SECTOR 3 = I2 to FL, DIFF = Difference To Personal Best Lap

P7		40 M3		Joe FRANCIS		Honda - Team WD40			
LAP	SECTOR 1	SECTOR 2	SECTOR 3	LAP TIME	MPH	DIFF	TIME OF DAY		
1 -	OUTLAP	110.0	1:16.509	44.078	104.0		09:04:28.192		
2 -	54.495	122.2	1:14.249	43.161	107.4	2:51.905	76.80	2.933	09:07:20.097
3 -	52.833	122.6	1:14.237	42.923	101.8	2:49.993 (3)	77.66	1.021	09:10:10.090
4 -	53.157	122.2	1:13.807	42.532	106.2	2:49.496 (2)	77.89	0.524	09:12:59.586
5 -	52.678	121.5	1:13.914	42.380	106.4	2:48.972 (1)	78.13		09:15:48.558
6 -	53.217	121.1	1:14.741	IN PIT		2:56.836 P	74.65	7.864	09:18:45.394

P8		17		Tom CARNE		Honda - TC Racing / SP125 racing			
LAP	SECTOR 1	SECTOR 2	SECTOR 3	LAP TIME	MPH	DIFF	TIME OF DAY		
1 -	OUTLAP	108.0	1:31.185	IN PIT			P		09:04:36.641
2 -	OUTLAP	62.8	1:31.836	IN PIT		4:33.662 P	48.24	1:43.571	09:09:10.303
3 -	OUTLAP	115.1	1:21.332	45.995	105.3	8:31.194	25.82	5:41.103	09:17:41.497
4 -	54.343	119.6	1:15.449	42.884	110.7	2:52.676 (2)	76.45	2.585	09:20:34.173
5 -	52.609	120.4	1:14.981	42.501	110.9	2:50.091 (1)	77.61		09:23:24.264

P9		72		Ricky TAREN		Honda - Cresswell Racing			
LAP	SECTOR 1	SECTOR 2	SECTOR 3	LAP TIME	MPH	DIFF	TIME OF DAY		
1 -	OUTLAP	94.7	1:22.501	46.129	102.2				09:03:50.657
2 -	55.698	112.9	1:15.826	43.372	107.8	2:54.896	75.48	4.750	09:06:45.553
3 -	54.092	114.1	1:15.081	42.947	107.1	2:52.120	76.70	1.974	09:09:37.673
4 -	53.391	112.2	1:13.911	43.416	106.9	2:50.718 (2)	77.33	0.572	09:12:28.391
5 -	53.931	112.0	1:14.237	43.104	105.2	2:51.272 (3)	77.08	1.126	09:15:19.663
6 -	54.325	112.2	1:14.091	44.053	104.0	2:52.469	76.54	2.323	09:18:12.132
7 -	54.423	113.3	1:13.292	42.431	106.4	2:50.146 (1)	77.59		09:21:02.278

P10		195 M3		Jules DANILO		Kalex KTM - Cygnet Racing / Furygan			
LAP	SECTOR 1	SECTOR 2	SECTOR 3	LAP TIME	MPH	DIFF	TIME OF DAY		
1 -									09:04:06.919
2 -						2:56.144	74.95	5.544	09:07:03.063
3 -						7:13.275	30.47	4:22.675	09:14:16.338
4 -						2:53.986 (3)	75.88	3.386	09:17:10.324
5 -						2:53.481 (2)	76.10	2.881	09:20:03.805
6 -						2:50.600 (1)	77.38		09:22:54.405

P11		65		Josh OWENS		Honda - JPL / George Roberts			
LAP	SECTOR 1	SECTOR 2	SECTOR 3	LAP TIME	MPH	DIFF	TIME OF DAY		
1 -	OUTLAP	102.1	1:22.431	46.719	104.5				09:05:02.702
2 -	56.717	114.3	1:19.039	IN PIT		3:08.435 P	70.06	17.228	09:08:11.137
3 -	OUTLAP	113.7	1:17.665	44.190	105.7	4:18.970	50.98	1:27.763	09:12:30.107
4 -	55.186	114.5	1:15.039	43.557	107.2	2:53.782 (3)	75.97	2.575	09:15:23.889
5 -	54.232	112.2	1:15.073	43.340	105.2	2:52.645 (2)	76.47	1.438	09:18:16.534
6 -	54.574	114.7	1:13.725	42.908	109.6	2:51.207 (1)	77.11		09:21:07.741

P12		11		Joseph THOMAS		Honda - Moto UK Racing			
LAP	SECTOR 1	SECTOR 2	SECTOR 3	LAP TIME	MPH	DIFF	TIME OF DAY		
1 -	OUTLAP	102.9	1:22.039	45.086	104.8				09:03:43.890
2 -	55.892	113.5	1:20.138	44.504	106.4	3:00.534	73.12	8.286	09:06:44.424
3 -	54.181	113.7	1:19.307	IN PIT		3:07.111 P	70.55	14.863	09:09:51.535
4 -	OUTLAP	112.7	1:17.945	44.046	105.3	4:09.362	52.94	1:17.114	09:14:00.897
5 -	55.412	113.1	1:16.960	44.314	102.2	2:56.686 (3)	74.72	4.438	09:16:57.583
6 -	54.814	114.3	1:17.058	44.123	106.0	2:55.995 (2)	75.01	3.747	09:19:53.578
7 -	53.977	114.3	1:14.831	43.440	102.4	2:52.248 (1)	76.64		09:22:45.826

P13		41		Milo WARD		Luyten Honda - FPW Racing			
LAP	SECTOR 1	SECTOR 2	SECTOR 3	LAP TIME	MPH	DIFF	TIME OF DAY		
1 -	OUTLAP	90.8	1:34.064	50.949	93.0				09:04:25.854

Silverstone GP
 Circuit Length = 3.6673 miles
 Start: 09:00 Flag 09:20 End: 09:23

Weather / Track : Drizzle / Wet

MCRCB BULLETIN TK002**2013 MCE British Superbike Championship - Round 11****2013 Monster Energy British Motostar Championship****FREE PRACTICE 1 - SECTOR ANALYSIS**

SECTOR 1 = FL to I1, SECTOR 2 = I1 to I2, SECTOR 3 = I2 to FL, DIFF = Difference To Personal Best Lap

2 -	1:03.992	92.3	1:25.698	46.632	106.7	3:16.322	67.24	23.877	09:07:42.176
3 -	56.757	111.4	1:19.338	44.856	109.6	3:00.951	72.96	8.506	09:10:43.127
4 -	54.620	116.1	1:16.538	43.922	110.3	2:55.080	75.40	2.635	09:13:38.207
5 -	53.684	110.5	1:15.735	43.071	110.5	2:52.490 (2)	76.54	0.045	09:16:30.697
6 -	53.787	116.3	1:15.121	43.537	109.6	2:52.445 (1)	76.56		09:19:23.142
7 -	54.351	117.7	1:15.216	43.664	109.7	2:53.231 (3)	76.21	0.786	09:22:16.373

P14	64	Asher DURHAM			Seel Honda - Repli-Cast UK					
LAP	SECTOR 1		SECTOR 2		SECTOR 3		LAP TIME	MPH	DIFF	TIME OF DAY
1 -	OUTLAP	94.2	1:26.376		48.557	98.7				09:03:57.195
2 -	58.705	106.0	1:21.437		46.099	98.5	3:06.241	70.88	11.803	09:07:03.436
3 -	55.682	115.7	1:16.765		44.845	102.2	2:57.292	74.46	2.854	09:10:00.728
4 -	54.867	116.9	1:16.440		44.330	104.8	2:55.637 (3)	75.16	1.199	09:12:56.365
5 -	55.192	117.9	1:17.841		45.006	103.4	2:58.039	74.15	3.601	09:15:54.404
6 -	54.771	117.7	1:17.019		43.451	104.7	2:55.241 (2)	75.33	0.803	09:18:49.645
7 -	55.059	116.9	1:16.111		43.268	104.0	2:54.438 (1)	75.68		09:21:44.083

P15	3	Taz TAYLOR			Luyten Honda - FPW Racing					
LAP	SECTOR 1		SECTOR 2		SECTOR 3		LAP TIME	MPH	DIFF	TIME OF DAY
1 -	OUTLAP	90.0	1:32.149		52.377	90.7				09:05:59.995
2 -	59.486	118.5	1:21.647		46.193	105.5	3:07.326	70.47	11.137	09:09:07.321
3 -	55.683	119.1	1:20.125		45.281	106.2	3:01.089 (3)	72.90	4.900	09:12:08.410
4 -	56.121	119.1	1:19.032		46.171	106.2	3:01.324	72.81	5.135	09:15:09.734
5 -	54.822	120.2	1:19.227		44.415	106.0	2:58.464 (2)	73.97	2.275	09:18:08.198
6 -	54.082	121.5	1:18.045		44.062	106.7	2:56.189 (1)	74.93		09:21:04.387

P16	36	Jayson URIBE			Honda - Rock and Sons Racing					
LAP	SECTOR 1		SECTOR 2		SECTOR 3		LAP TIME	MPH	DIFF	TIME OF DAY
1 -	OUTLAP	90.9	1:29.452		48.698	101.4				09:04:15.273
2 -	56.897	107.5	1:23.215		46.446	105.9	3:06.558 (2)	70.76	9.022	09:07:21.831
3 -	55.638	112.2	1:21.606		IN PIT		3:13.726 P	68.14	16.190	09:10:35.557
4 -	OUTLAP	114.7	1:21.892		45.860	106.0	4:14.488	51.87	1:16.952	09:14:50.045
5 -	1:04.525	103.5	1:31.170		45.293	108.8	3:20.988 (3)	65.68	23.452	09:18:11.033
6 -	56.013	115.5	1:17.544		43.979	109.0	2:57.536 (1)	74.36		09:21:08.569

P17	44	Jake BAYFORD			Honda - j4ke.com					
LAP	SECTOR 1		SECTOR 2		SECTOR 3		LAP TIME	MPH	DIFF	TIME OF DAY
1 -	OUTLAP	108.4	1:25.408		45.188	96.7				09:04:12.476
2 -	56.535	116.3	1:19.543		44.797	107.2	3:00.875 (3)	72.99	2.796	09:07:13.351
3 -	56.183	116.1	1:18.679		44.598	106.2	2:59.460 (2)	73.56	1.381	09:10:12.811
4 -	57.580	103.8	1:22.333		IN PIT		3:14.969 P	67.71	16.890	09:13:27.780
5 -	OUTLAP	113.5	1:22.163		45.607	104.5	4:43.034	46.64	1:44.955	09:18:10.814
6 -	55.522	116.1	1:17.660		44.897	109.2	2:58.079 (1)	74.13		09:21:08.893

P18	13 M3	Sam BURMAN			Honda - WNT / Burman Racing					
LAP	SECTOR 1		SECTOR 2		SECTOR 3		LAP TIME	MPH	DIFF	TIME OF DAY
1 -		113.1	1:24.143		48.469	106.0				09:03:51.472
2 -	56.634	112.2	1:21.067		46.517	109.2	3:04.218	71.66	5.614	09:06:55.690
3 -	55.783	118.7	1:18.947		46.265	111.4	3:00.995 (3)	72.94	2.391	09:09:56.685
4 -	55.329	119.4	1:17.996		45.279	110.9	2:58.604 (1)	73.91		09:12:55.289
5 -	55.058	119.4	1:18.719		45.452	106.0	2:59.229 (2)	73.66	0.625	09:15:54.518
6 -	55.442	117.1	1:23.742		47.482	107.4	3:06.666	70.72	8.062	09:19:01.184
7 -	56.200	118.5	1:20.270		45.956	107.4	3:02.426	72.37	3.822	09:22:03.610

P19	24	Daniel COSTILLA			Honda - Repli-Cast UK					
LAP	SECTOR 1		SECTOR 2		SECTOR 3		LAP TIME	MPH	DIFF	TIME OF DAY
1 -	OUTLAP	82.0	1:37.840		52.936	88.5				09:04:28.453
2 -	1:06.243	102.1	1:26.804		51.365	93.4	3:24.412	64.58	25.074	09:07:52.865
3 -	1:00.668	106.5	1:25.712		51.146	96.1	3:17.526	66.83	18.188	09:11:10.391

Silverstone GP

Circuit Length = 3.6673 miles

Start: 09:00 Flag 09:20 End: 09:23

Weather / Track : Drizzle / Wet

MCRCB BULLETIN TK002**2013 MCE British Superbike Championship - Round 11****2013 Monster Energy British Motostar Championship****FREE PRACTICE 1 - SECTOR ANALYSIS**

SECTOR 1 = FL to I1, SECTOR 2 = I1 to I2, SECTOR 3 = I2 to FL, DIFF = Difference To Personal Best Lap

4 -	1:00.676	110.0	1:21.453	48.078	103.2	3:10.207	69.41	10.869	09:14:20.598
5 -	56.565	116.5	1:20.109	47.839	104.5	3:04.513 (3)	71.55	5.175	09:17:25.111
6 -	55.841	115.9	1:19.556	47.761	104.2	3:03.158 (2)	72.08	3.820	09:20:28.269
7 -	54.876	117.5	1:18.146	46.316	108.3	2:59.338 (1)	73.61		09:23:27.607

P20	22	Stephanie WADDELOW			Honda - SP125 / Flossy Racing				
LAP	SECTOR 1	SECTOR 2	SECTOR 3	LAP TIME	MPH	DIFF	TIME OF DAY		
1 -	OUTLAP	99.8	1:27.003	IN PIT					09:04:08.474
2 -	OUTLAP	107.5	1:21.495	48.071	96.8	4:54.991	44.75	1:55.546	09:09:03.465
3 -	57.886	111.2	1:21.049	47.562	102.1	3:06.497	70.79	7.052	09:12:09.962
4 -	56.938	111.4	1:19.580	45.940	107.1	3:02.458 (3)	72.35	3.013	09:15:12.420
5 -	55.507	111.6	1:18.029	45.909	105.5	2:59.445 (1)	73.57		09:18:11.865
6 -	55.925	111.8	1:18.081	46.500	106.4	3:00.506 (2)	73.14	1.061	09:21:12.371

P21	43	Arnie SHELTON			Honda - e3 motorsport				
LAP	SECTOR 1	SECTOR 2	SECTOR 3	LAP TIME	MPH	DIFF	TIME OF DAY		
1 -	OUTLAP	112.9	1:24.092	45.988	99.1				09:04:14.015
2 -	56.442	115.1	1:19.297	45.958	94.7	3:01.697 (3)	72.66	0.630	09:07:15.712
3 -	56.192	115.3	1:19.423	45.532	94.9	3:01.147 (2)	72.88	0.080	09:10:16.859
4 -	56.619	115.1	1:18.703	45.745	96.5	3:01.067 (1)	72.91		09:13:17.926
5 -	1:00.055	100.6	1:25.024	IN PIT		3:22.327 P	65.25	21.260	09:16:40.253

P22	77	Jason VERNON			Honda - SGR Racing				
LAP	SECTOR 1	SECTOR 2	SECTOR 3	LAP TIME	MPH	DIFF	TIME OF DAY		
1 -	OUTLAP	93.4	1:28.222	48.217	104.0				09:04:02.636
2 -	58.621	109.2	1:20.458	45.365	106.0	3:04.444 (2)	71.57	3.352	09:07:07.080
3 -	56.080	110.1	1:18.282	46.730	100.7	3:01.092 (1)	72.90		09:10:08.172

P23	47	Jake ARCHER			Honda - Jake Archer Racing				
LAP	SECTOR 1	SECTOR 2	SECTOR 3	LAP TIME	MPH	DIFF	TIME OF DAY		
1 -	OUTLAP	95.7	1:29.871	49.035	101.1				09:04:10.987
2 -	1:00.727	114.3	1:24.861	48.870	99.7	3:14.458	67.89	9.375	09:07:25.445
3 -	58.780	114.5	1:22.391	48.446	100.8	3:09.617	69.62	4.534	09:10:35.062
4 -	58.353	115.7	1:21.987	48.354	104.2	3:08.694	69.96	3.611	09:13:43.756
5 -	58.061	115.5	1:20.625	46.737	103.5	3:05.423 (2)	71.20	0.340	09:16:49.179
6 -	57.536	115.7	1:22.595	47.120	103.2	3:07.251 (3)	70.50	2.168	09:19:56.430
7 -	57.609	116.1	1:20.682	46.792	104.8	3:05.083 (1)	71.33		09:23:01.513

P24	42 M3	James HOBSON			Honda - Two 4 Motorsport				
LAP	SECTOR 1	SECTOR 2	SECTOR 3	LAP TIME	MPH	DIFF	TIME OF DAY		
1 -	OUTLAP	113.3	1:31.030	50.428	94.4				09:04:24.282
2 -	59.741	115.1	1:24.692	47.459	95.7	3:11.892	68.80	4.667	09:07:36.174
3 -	59.384	113.1	1:23.736	46.786	97.8	3:09.906	69.52	2.681	09:10:46.080
4 -	58.024	114.7	1:22.262	47.226	97.8	3:07.512 (2)	70.40	0.287	09:13:53.592
5 -	58.159	114.9	1:22.733	46.333	98.4	3:07.225 (1)	70.51		09:17:00.817
6 -	57.762	116.3	1:24.079	47.744	99.0	3:09.585	69.63	2.360	09:20:10.402
7 -	58.302	115.5	1:23.140	47.273	96.8	3:08.715 (3)	69.95	1.490	09:23:19.117

P25	4	Louis VALLELEY			Honda - Cresswell Racing				
LAP	SECTOR 1	SECTOR 2	SECTOR 3	LAP TIME	MPH	DIFF	TIME OF DAY		
1 -									09:06:14.020
2 -						3:07.482 (1)	70.41		09:09:21.502
3 -						12:14.067 (2)	17.98	9:06.585	09:21:35.569

P26	79 M3	Chris TAYLOR			Honda - Elevator Bridle & Saddle Co / Coventry Ducati				
LAP	SECTOR 1	SECTOR 2	SECTOR 3	LAP TIME	MPH	DIFF	TIME OF DAY		
1 -	OUTLAP	97.5	1:32.110	51.198	102.5				09:04:30.253
2 -	1:02.435	84.5	1:29.720	49.698	99.9	3:21.853 (3)	65.40	10.341	09:07:52.106

Silverstone GP

Circuit Length = 3.6673 miles

Start: 09:00 Flag 09:20 End: 09:23

Weather / Track : Drizzle / Wet

MCRCB BULLETIN TK002

2013 MCE British Superbike Championship - Round 11

2013 Monster Energy British Motostar Championship

FREE PRACTICE 1 - SECTOR ANALYSIS

SECTOR 1 = FL to I1, SECTOR 2 = I1 to I2, SECTOR 3 = I2 to FL, DIFF = Difference To Personal Best Lap

3 -	1:00.071	100.1	1:26.111	47.700	104.3	3:13.882 (2)	68.09	2.370	09:11:05.988
4 -	59.755	106.5	1:22.479	IN PIT		3:23.866 P	64.76	12.354	09:14:29.854
5 -	OUTLAP	101.8	1:26.327	47.524	105.0	4:52.563	45.12	1:41.051	09:19:22.417
6 -	58.981	110.1	1:23.838	48.693	100.8	3:11.512 (1)	68.93		09:22:33.929

P27	49	Nigel PALMER			Honda - QRG Motorcycles				
LAP	SECTOR 1	SECTOR 2	SECTOR 3	LAP TIME	MPH	DIFF	TIME OF DAY		
1 -	OUTLAP	88.7	1:36.099	IN PIT		P			09:04:38.066
2 -	OUTLAP	92.9	1:32.422	52.223	95.5	7:49.841	28.09	4:33.747	09:12:27.907
3 -	1:02.897	96.6	1:26.302	49.544	96.7	3:18.743 (3)	66.42	2.649	09:15:46.650
4 -	1:00.349	92.1	1:26.235	50.317	98.4	3:16.901 (2)	67.05	0.807	09:19:03.551
5 -	1:00.046	98.6	1:26.343	49.705	98.8	3:16.094 (1)	67.32		09:22:19.645

P28	7	Jamie ASHBY			Honda - JPA Racing				
LAP	SECTOR 1	SECTOR 2	SECTOR 3	LAP TIME	MPH	DIFF	TIME OF DAY		
1 -	OUTLAP	71.7	1:37.042	56.753	82.5				09:04:46.024
2 -	1:09.206	82.2	1:32.010	53.635	89.3	3:34.851 (3)	61.44	12.753	09:08:20.875
3 -	1:03.578	95.4	1:28.487	51.900	91.8	3:23.965 (2)	64.72	1.867	09:11:44.840
4 -	1:05.200	90.8	1:26.982	49.916	96.0	3:22.098 (1)	65.32		09:15:06.938
5 -	1:01.253	100.6	1:26.419	IN PIT		3:25.487 P	64.24	3.389	09:18:32.425

P29	35	Elliot LODGE			Honda - SP125 / SpikeRacing				
LAP	SECTOR 1	SECTOR 2	SECTOR 3	LAP TIME	MPH	DIFF	TIME OF DAY		
1 -	OUTLAP	86.8	1:44.195	1:01.756	76.5				09:06:20.643
2 -	1:11.797	96.8	1:38.821	58.807	83.1	3:49.425 (2)	57.54	7.897	09:10:10.068
3 -	1:07.826	101.8	1:36.615	57.087	83.3	3:41.528 (1)	59.59		09:13:51.596
4 -	1:08.393	106.3	1:35.433	IN PIT		3:53.659 P	56.50	12.131	09:17:45.255

MCRCB BULLETIN TK003**2013 MCE British Superbike Championship - Round 11****2013 Monster Energy British Motostar Championship****FREE PRACTICE 1 - BEST SPEEDS**

POS	SECTOR 1			SECTOR 2			FINISH LINE		
	NO	NAME	MPH	NO	NAME	MPH	NO	NAME	MPH
1	66	Joe IRVING	124.5				67	Andy REID	113.7
2	40	Joe FRANCIS	122.6				66	Joe IRVING	112.2
3	95	Tarran MACKENZIE	122.6				10	Peter SUTHERLAND	112.0
4	67	Andy REID	122.4				13	Sam BURMAN	111.4
5	3	Taz TAYLOR	121.5				17	Tom CARNE	110.9
6	17	Tom CARNE	120.4				88	Lewis ROLLO	110.9
7	10	Peter SUTHERLAND	119.6				41	Milo WARD	110.5
8	13	Sam BURMAN	119.4				95	Tarran MACKENZIE	110.5
9	12	Edward RENDELL	118.1				12	Edward RENDELL	109.6
10	88	Lewis ROLLO	118.1				65	Josh OWENS	109.6
11	64	Asher DURHAM	117.9				44	Jake BAYFORD	109.2
12	41	Milo WARD	117.7				36	Jayson URIBE	109.0
13	24	Daniel COSTILLA	117.5				24	Daniel COSTILLA	108.3
14	42	James HOBSON	116.3				72	Ricky TARREN	107.8
15	44	Jake BAYFORD	116.3				40	Joe FRANCIS	107.4
16	47	Jake ARCHER	116.1				22	Stephanie WADDELOW	107.1
17	36	Jayson URIBE	115.5				3	Taz TAYLOR	106.7
18	43	Arnie SHELTON	115.3				11	Joseph THOMAS	106.4
19	65	Josh OWENS	114.7				77	Jason VERNON	106.0
20	11	Joseph THOMAS	114.3				79	Chris TAYLOR	105.0
21	72	Ricky TARREN	114.1				47	Jake ARCHER	104.8
22	22	Stephanie WADDELOW	111.8				64	Asher DURHAM	104.8
23	77	Jason VERNON	110.1				43	Arnie SHELTON	99.1
24	79	Chris TAYLOR	110.1				42	James HOBSON	99.0
25	35	Elliot LODGE	106.3				49	Nigel PALMER	98.8
26	7	Jamie ASHBY	100.6				7	Jamie ASHBY	96.0
27	49	Nigel PALMER	98.6				35	Elliot LODGE	83.3
28									
29									

Weather / Track : Drizzle / Wet

Results can be found at www.tsl-timing.com

Silverstone GP

Circuit Length = 3.6673 miles

Start: 09:00 Flag 09:20 End: 09:23

Printed - 09:25 Friday, 04 October 2013

MCRCB BULLETIN TK004

2013 MCE British Superbike Championship - Round 11

2013 Monster Energy British Motostar Championship

FREE PRACTICE 1 - BEST SECTORS

SECTOR 1			SECTOR 2			SECTOR 3			IDEAL / BEST COMPARISON						
POS	NO	NAME	TIME	NO	NAME	TIME	NO	NAME	TIME	POS	NO	NAME	IDEAL	BEST	DIFF
1	67	REID	50.224	67	REID	1:10.359	67	REID	40.236				PERFECT LAP	2:40.819	
2	12	RENDELL	51.116	95	MACKENZIE	1:12.308	66	IRVING	41.580	1	67	REID	2:40.819	2:41.647	0.828
3	10	SUTHERLAND	52.154	12	RENDELL	1:12.593	95	MACKENZIE	41.731	2	12	RENDELL	2:45.577	2:47.267	1.690
4	66	IRVING	52.340	72	TARREN	1:13.292	12	RENDELL	41.868	3	95	MACKENZIE	2:46.421	2:46.527	0.106
5	95	MACKENZIE	52.382	88	ROLLO	1:13.337	40	FRANCIS	42.380	4	66	IRVING	2:47.918	2:48.321	0.403
6	88	ROLLO	52.528	65	OWENS	1:13.725	72	TARREN	42.431	5	10	SUTHERLAND	2:48.521	2:48.535	0.014
7	17	CARNE	52.609	40	FRANCIS	1:13.807	10	SUTHERLAND	42.476	6	88	ROLLO	2:48.534	2:48.534	0.000
8	40	FRANCIS	52.678	10	SUTHERLAND	1:13.891	17	CARNE	42.501	7	40	FRANCIS	2:48.865	2:48.972	0.107
9	72	TARREN	53.391	66	IRVING	1:13.998	88	ROLLO	42.669	8	72	TARREN	2:49.114	2:50.146	1.032
10	41	WARD	53.684	11	THOMAS	1:14.831	65	OWENS	42.908	9	17	CARNE	2:50.091	2:50.091	0.000
11	11	THOMAS	53.977	17	CARNE	1:14.981	41	WARD	43.071	10	65	OWENS	2:50.865	2:51.207	0.342
12	3	TAYLOR	54.082	41	WARD	1:15.121	64	DURHAM	43.268	11	41	WARD	2:51.876	2:52.445	0.569
13	65	OWENS	54.232	64	DURHAM	1:16.111	11	THOMAS	43.440	12	11	THOMAS	2:52.248	2:52.248	0.000
14	64	DURHAM	54.771	36	URIBE	1:17.544	36	URIBE	43.979	13	64	DURHAM	2:54.150	2:54.438	0.288
15	24	COSTILLA	54.876	44	BAYFORD	1:17.660	3	TAYLOR	44.062	14	3	TAYLOR	2:56.189	2:56.189	0.000
16	13	BURMAN	55.058	13	BURMAN	1:17.996	44	BAYFORD	44.598	15	36	URIBE	2:57.161	2:57.536	0.375
17	22	WADDELOW	55.507	22	WADDELOW	1:18.029	13	BURMAN	45.279	16	44	BAYFORD	2:57.780	2:58.079	0.299
18	44	BAYFORD	55.522	3	TAYLOR	1:18.045	77	VERNON	45.365	17	13	BURMAN	2:58.333	2:58.604	0.271
19	36	URIBE	55.638	24	COSTILLA	1:18.146	43	SHELTON	45.532	18	24	COSTILLA	2:59.338	2:59.338	0.000
20	77	VERNON	56.080	77	VERNON	1:18.282	22	WADDELOW	45.909	19	22	WADDELOW	2:59.445	2:59.445	0.000
21	43	SHELTON	56.192	43	SHELTON	1:18.703	24	COSTILLA	46.316	20	77	VERNON	2:59.727	3:01.092	1.365
22	47	ARCHER	57.536	47	ARCHER	1:20.625	42	HOBSON	46.333	21	43	SHELTON	3:00.427	3:01.067	0.640
23	42	HOBSON	57.762	42	HOBSON	1:22.262	47	ARCHER	46.737	22	47	ARCHER	3:04.898	3:05.083	0.185
24	79	TAYLOR	58.981	79	TAYLOR	1:22.479	79	TAYLOR	47.524	23	42	HOBSON	3:06.357	3:07.225	0.868
25	49	PALMER	1:00.046	49	PALMER	1:26.235	49	PALMER	49.544	24	79	TAYLOR	3:08.984	3:11.512	2.528
26	7	ASHBY	1:01.253	7	ASHBY	1:26.419	7	ASHBY	49.916	25	49	PALMER	3:15.825	3:16.094	0.269
27	35	LODGE	1:07.826	35	LODGE	1:35.433	35	LODGE	57.087	26	7	ASHBY	3:17.588	3:22.098	4.510
28										27	35	LODGE	3:40.346	3:41.528	1.182
29										28	195	DANILO		2:50.600	
										29	4	VALLELEY		3:07.482	

Weather / Track : Drizzle / Wet

Results can be found at www.tsl-timing.com

Silverstone GP

Circuit Length = 3.6673 miles

Start: 09:00 Flag 09:20 End: 09:23

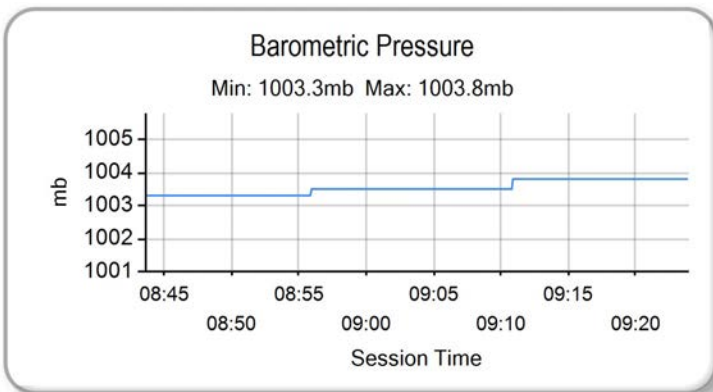
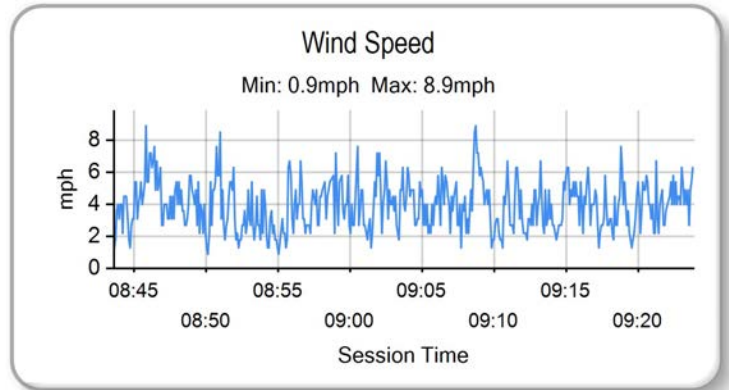
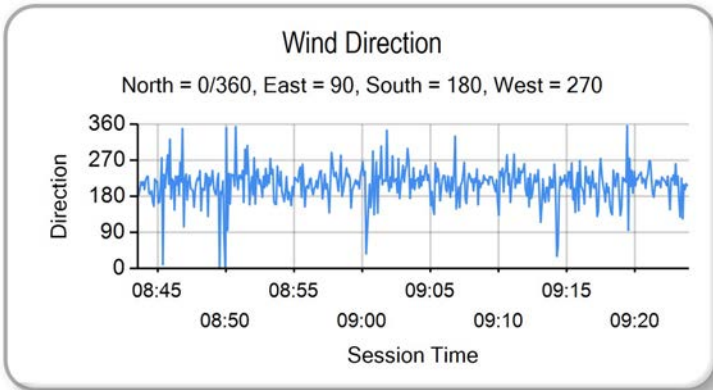
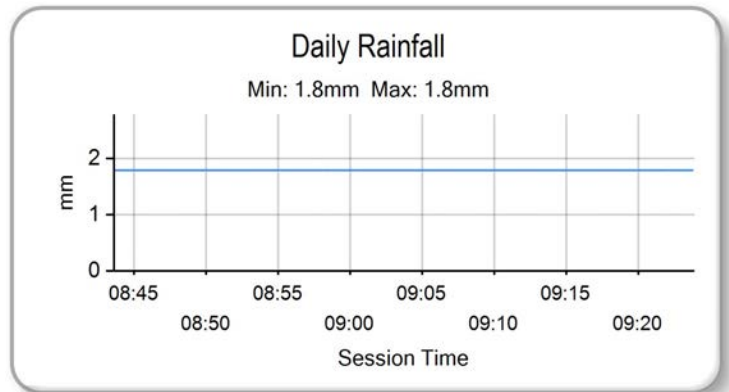
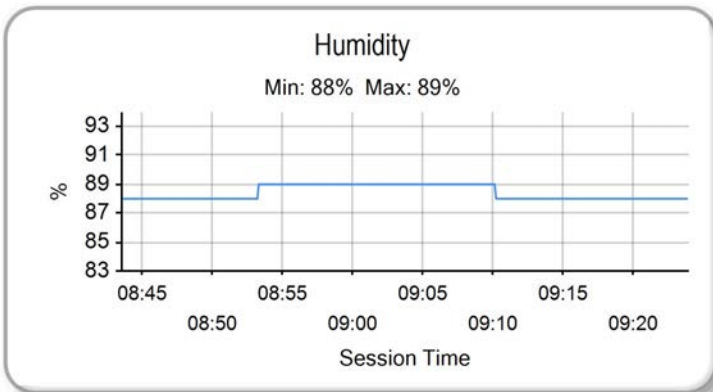
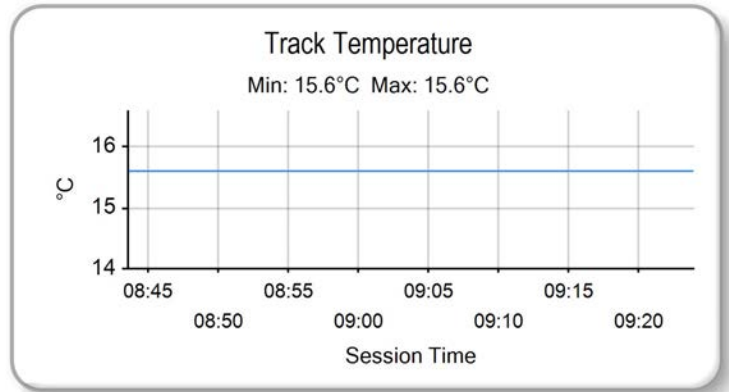
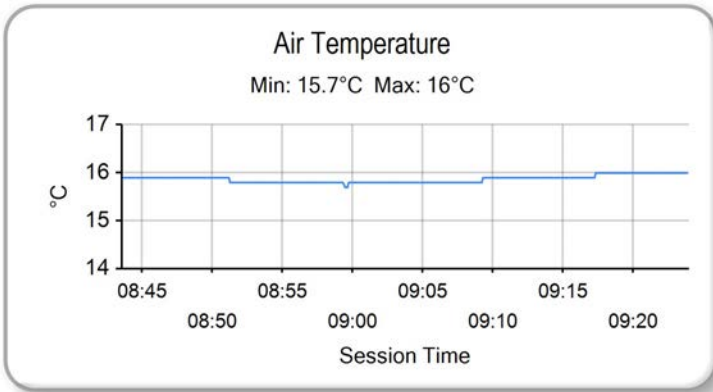
Printed - 09:26 Friday, 04 October 2013

MCRCB BULLETIN TK005

2013 MCE British Superbike Championship - Round 11

2013 Monster Energy British Motostar Championship

FREE PRACTICE 1 - WEATHER CONDITIONS



Weather / Track : Drizzle / Wet

Results can be found at www.tsl-timing.com

Silverstone GP
Circuit Length = 3.6673 miles
Start: 09:00 Flag 09:20 End: 09:23

Printed - 09:26 Friday, 04 October 2013

FREE PRACTICE 2 - CLASSIFICATION



POS	NO	CL	PIC NAME	ENTRY	TIME	ON	LAPS	GAP	DIFF	MPH
1	195	M3	1 Jules DANILO	Kalex KTM - Cygnet Racing / Furygan	2:37.977	8	8			83.57
2	12		1 Edward RENDELL	Honda - Banks Racing	2:38.293	6	6	0.316	0.316	83.40
3	3		2 Taz TAYLOR	Luyten Honda - FPW Racing	2:38.953	8	8	0.976	0.660	83.05
4	67		3 Andy REID	Honda - RS Racing	2:39.119	3	6	1.142	0.166	82.97
5	10		4 Peter SUTHERLAND	Aprilia - Kinpac Racing / Floorcoat UK	2:39.348	7	7	1.371	0.229	82.85
6	66	M3	2 Joe IRVING	KTM - RS Racing / The Toad and Tatle Pub	2:39.470	7	7	1.493	0.122	82.78
7	40	M3	3 Joe FRANCIS	Honda - Team WD40	2:39.589	7	7	1.612	0.119	82.72
8	11		5 Joseph THOMAS	Honda - Moto UK Racing	2:41.356	7	8	3.379	1.767	81.82
9	44		6 Jake BAYFORD	Honda - j4ke.com	2:41.586	7	7	3.609	0.230	81.70
10	64		7 Asher DURHAM	Seel Honda - Brindley Machinery / RFID Protect	2:42.147	8	8	4.170	0.561	81.42
11	95	M3	4 Tarran MACKENZIE	KTM - Redline KTM	2:43.042	6	6	5.065	0.895	80.97
12	22		8 Stephanie WADDELOW	Honda - SP125 / Flossy Racing	2:43.077	6	6	5.100	0.035	80.95
13	72		9 Ricky TARREN	Honda - Cresswell Racing	2:43.348	6	7	5.371	0.271	80.82
14	24		10 Daniel COSTILLA	Honda - Repli-Cast UK	2:43.998	7	8	6.021	0.650	80.50
15	65		11 Josh OWENS	Honda - JPL / George Roberts	2:45.588	4	4	7.611	1.590	79.73
16	77		12 Jason VERNON	Honda - SGR Racing	2:46.049	3	5	8.072	0.461	79.50
17	13	M3	5 Sam BURMAN	Honda - WNT / Burman Racing	2:46.439	6	7	8.462	0.390	79.32
18	36		13 Jayson URIBE	Honda - Rock and Sons Racing	2:46.929	6	7	8.952	0.490	79.08
19	34	M3	6 Jordan WEAIVING	KTM - Jordan Racing / Burkert	2:48.980	6	6	11.003	2.051	78.12
20	42	M3	7 James HOBSON	Honda - Two 4 Motorsport	2:49.705	6	6	11.728	0.725	77.79
21	43		14 Arnie SHELTON	Honda - e3 motorsport	2:53.318	5	6	15.341	3.613	76.17

QUALIFYING LAPTIME (110.0% of 2:37.977) = 2:53.774

22	47		15 Jake ARCHER	Honda - Jake Archer Racing	2:54.383	5	6	16.406	1.065	75.70
23	17		16 Tom CARNE	Honda - TC Racing / SP125 racing	2:56.047	4	5	18.070	1.664	74.99
24	49		17 Nigel PALMER	Honda - ORG Motorcycles	2:58.092	5	5	20.115	2.045	74.13
25	7		18 Jamie ASHBY	Honda - JPA Racing	3:02.268	6	6	24.291	4.176	72.43
26	35		19 Elliot LODGE	Honda - SP125 / SpikeRacing	3:04.515	5	6	26.538	2.247	71.55
27	4		20 Louis VALLELEY	Honda - Cresswell Racing	3:05.276	4	6	27.299	0.761	71.25
28	88		21 Lewis ROLLO	Honda - RCD Motorsport			3			
29	79	M3	8 Chris TAYLOR	Honda - Elevator Bridle & Saddle Co / Coventry Ducati						
30	41		22 Milo WARD	Luyten Honda - FPW Racing						

Silverstone GP

Circuit Length = 3.6673 miles

Start: 13:25 Flag 13:45 End: 13:48

Weather / Track : Cloudy / Dry

These results are provisional until the conclusion of any judicial and technical matters.

Race Director :	Stewards :	Timekeeper :
-----------------	------------	--------------

Results can be found at www.britishsuperbike.com

Printed - 13:48 Friday, 04 October 2013

MCRCB BULLETIN TK032

2013 MCE British Superbike Championship - Round 11

2013 Monster Energy British Motostar Championship

FREE PRACTICE 2 - SECTOR ANALYSIS

SECTOR 1 = FL to I1, SECTOR 2 = I1 to I2, SECTOR 3 = I2 to FL, DIFF = Difference To Personal Best Lap

P1		195	M3	Jules DANILO		Kalex KTM - Cygnet Racing / Furygan			
LAP	SECTOR 1	SECTOR 2	SECTOR 3	LAP TIME	MPH	DIFF	TIME OF DAY		
1 -	OUTLAP	118.5	1:17.003	43.635	103.0		13:28:21.220		
2 -	52.413	121.3	1:12.982	42.385	108.7	2:47.780	78.68	9.803	13:31:09.000
3 -	51.956	121.5	1:12.677	42.374	106.4	2:47.007	79.05	9.030	13:33:56.007
4 -	51.324	119.4	1:10.515	41.799	112.2	2:43.638	80.68	5.661	13:36:39.645
5 -	51.720	123.1	1:10.806	41.708	112.0	2:44.234	80.38	6.257	13:39:23.879
6 -	50.948	118.5	1:09.161	40.987	112.8	2:41.096 (3)	81.95	3.119	13:42:04.975
7 -	49.865	120.4	1:08.597	40.757	113.5	2:39.219 (2)	82.91	1.242	13:44:44.194
8 -	49.455	122.4	1:08.377	40.145	113.7	2:37.977 (1)	83.57		13:47:22.171

P2		12	Edward RENDELL		Honda - Banks Racing				
LAP	SECTOR 1	SECTOR 2	SECTOR 3	LAP TIME	MPH	DIFF	TIME OF DAY		
1 -	OUTLAP	115.3	1:13.080	IN PIT		P	13:28:01.432		
2 -	OUTLAP	115.9	1:12.793	IN PIT	3:48.396	P	57.80	1:10.103	13:31:49.828
3 -	OUTLAP	113.1	1:11.657	41.485	112.2	6:34.869	33.43	3:56.576	13:38:24.697
4 -	51.339	112.5	1:10.820	41.072	112.4	2:43.231 (3)	80.88	4.938	13:41:07.928
5 -	50.747	113.3	1:09.065	40.993	112.6	2:40.805 (2)	82.10	2.512	13:43:48.733
6 -	49.436	117.3	1:08.537	40.320	112.6	2:38.293 (1)	83.40		13:46:27.026

P3		3	Taz TAYLOR		Luyten Honda - FPW Racing				
LAP	SECTOR 1	SECTOR 2	SECTOR 3	LAP TIME	MPH	DIFF	TIME OF DAY		
1 -	OUTLAP	117.7	1:14.998	43.818	115.7		13:27:59.224		
2 -	51.953	121.7	1:11.957	41.587	113.9	2:45.497	79.77	6.544	13:30:44.721
3 -	50.641	123.5	1:11.587	41.204	114.7	2:43.432	80.78	4.479	13:33:28.153
4 -	50.264	120.4	1:11.166	41.219	117.2	2:42.649	81.17	3.696	13:36:10.802
5 -	50.159	122.4	1:12.683	41.144	118.0	2:43.986	80.50	5.033	13:38:54.788
6 -	50.566	120.2	1:10.404	40.693	118.4	2:41.663 (3)	81.66	2.710	13:41:36.451
7 -	49.686	121.7	1:09.178	42.624	117.2	2:41.488 (2)	81.75	2.535	13:44:17.939
8 -	49.655	122.6	1:08.929	40.369	115.7	2:38.953 (1)	83.05		13:46:56.892

P4		67	Andy REID		Honda - RS Racing				
LAP	SECTOR 1	SECTOR 2	SECTOR 3	LAP TIME	MPH	DIFF	TIME OF DAY		
1 -	OUTLAP	118.9	1:11.901	42.819	108.8		13:31:16.562		
2 -	51.403	120.4	1:10.011	40.984	114.7	2:42.398 (2)	81.29	3.279	13:33:58.960
3 -	49.237	122.2	1:08.542	41.340	117.8	2:39.119 (1)	82.97		13:36:38.079
4 -	51.348	124.2	1:11.621	IN PIT	2:47.176	P	78.97	8.057	13:39:25.255
5 -	OUTLAP	123.1	1:09.152	41.121	117.4	5:26.689	40.41	2:47.570	13:44:51.944
6 -	1:03.340	120.0	1:07.610	39.739	117.0	2:50.689 (3)	77.34	11.570	13:47:42.633

P5		10	Peter SUTHERLAND		Aprilia - Kinpac Racing / Floorcoat UK				
LAP	SECTOR 1	SECTOR 2	SECTOR 3	LAP TIME	MPH	DIFF	TIME OF DAY		
1 -	OUTLAP	110.3	1:15.262	42.930	112.0		13:28:31.960		
2 -	53.034	115.3	1:12.345	41.524	113.5	2:46.903	79.10	7.555	13:31:18.863
3 -	50.835	118.3	1:10.088	40.945	114.7	2:41.868 (2)	81.56	2.520	13:34:00.731
4 -	51.076	117.3	1:10.266	40.910	115.7	2:42.252 (3)	81.36	2.904	13:36:42.983
5 -	50.268	119.1	1:11.265	IN PIT	2:50.025	P	77.64	10.677	13:39:33.008
6 -	OUTLAP	118.5	1:09.707	40.447	116.1	4:57.244	44.41	2:17.896	13:44:30.252
7 -	49.879	120.2	1:08.965	40.504	114.9	2:39.348 (1)	82.85		13:47:09.600

P6		66	M3	Joe IRVING		KTM - RS Racing / The Toad and Tatle Pub			
LAP	SECTOR 1	SECTOR 2	SECTOR 3	LAP TIME	MPH	DIFF	TIME OF DAY		
1 -	OUTLAP	119.8	1:13.693	42.579	112.0		13:29:01.256		
2 -	51.651	120.2	1:11.091	41.181	114.9	2:43.923	80.54	4.453	13:31:45.179
3 -	51.076	120.6	1:10.789	40.287	115.9	2:42.152 (3)	81.41	2.682	13:34:27.331
4 -	50.652	121.7	1:09.648	IN PIT	2:50.789	P	77.30	11.319	13:37:18.120
5 -	OUTLAP	121.5	1:09.649	40.365	115.7	4:31.112	48.69	1:51.642	13:41:49.232
6 -	50.006	122.4	1:09.668	40.378	115.9	2:40.052 (2)	82.48	0.582	13:44:29.284
7 -	50.430	122.4	1:08.825	40.215	116.6	2:39.470 (1)	82.78		13:47:08.754

Silverstone GP

Circuit Length = 3.6673 miles

Start: 13:25 Flag 13:45 End: 13:48

Weather / Track : Cloudy / Dry

MCRCB BULLETIN TK032

2013 MCE British Superbike Championship - Round 11

2013 Monster Energy British Motostar Championship

FREE PRACTICE 2 - SECTOR ANALYSIS

SECTOR 1 = FL to I1, SECTOR 2 = I1 to I2, SECTOR 3 = I2 to FL, DIFF = Difference To Personal Best Lap

P7		40 M3		Joe FRANCIS		Honda - Team WD40			
LAP	SECTOR 1	SECTOR 2	SECTOR 3	LAP TIME	MPH	DIFF	TIME OF DAY		
1 -	OUTLAP	118.1	1:13.821	41.680	110.5		13:28:40.278		
2 -	51.870	118.9	1:12.202	IN PIT			13:31:30.897		
3 -	OUTLAP	117.9	1:10.629	40.944	111.6		13:35:18.062		
4 -	50.132	119.1	1:09.351	40.855	112.4	2:40.338 (3)	13:37:58.400		
5 -	49.596	116.9	1:09.242	41.246	111.4	2:40.084 (2)	13:40:38.484		
6 -	50.530	117.1	1:09.243	40.947	111.4	2:40.720	13:43:19.204		
7 -	50.137	115.9	1:08.769	40.683	112.4	2:39.589 (1)	13:45:58.793		

P8		11		Joseph THOMAS		Honda - Moto UK Racing			
LAP	SECTOR 1	SECTOR 2	SECTOR 3	LAP TIME	MPH	DIFF	TIME OF DAY		
1 -	OUTLAP	110.1	1:15.593	42.587	107.9		13:27:56.553		
2 -	52.666	114.3	1:13.118	41.946	109.2	2:47.730	13:30:44.283		
3 -	51.984	117.5	1:11.457	41.945	109.6	2:45.386	13:33:29.669		
4 -	51.695	112.7	1:11.128	41.680	111.8	2:44.503	13:36:14.172		
5 -	51.416	111.6	1:11.018	41.540	109.6	2:43.974	13:38:58.146		
6 -	51.427	114.5	1:09.485	41.980	108.5	2:42.892 (3)	13:41:41.038		
7 -	51.241	113.7	1:08.922	41.193	111.8	2:41.356 (1)	13:44:22.394		
8 -	50.676	116.3	1:09.787	41.386	108.3	2:41.849 (2)	13:47:04.243		

P9		44		Jake BAYFORD		Honda - j4ke.com			
LAP	SECTOR 1	SECTOR 2	SECTOR 3	LAP TIME	MPH	DIFF	TIME OF DAY		
1 -	OUTLAP	116.5	1:22.701	44.073	108.8		13:28:10.867		
2 -	53.549	113.7	1:15.373	42.441	111.4	2:51.363	13:31:02.230		
3 -	51.899	115.1	1:11.373	42.960	107.1	2:46.232 (2)	13:33:48.462		
4 -	52.165	112.7	1:11.801	43.895	112.8	2:47.861 (3)	13:36:36.323		
5 -	52.996	115.9	1:12.633	IN PIT		2:53.463 P	13:39:29.786		
6 -	OUTLAP	106.5	1:14.529	42.646	108.8	3:48.878	13:43:18.664		
7 -	50.794	112.9	1:10.149	40.643	114.5	2:41.586 (1)	13:46:00.250		

P10		64		Asher DURHAM		Seel Honda - Brindley Machinery / RFID Protect			
LAP	SECTOR 1	SECTOR 2	SECTOR 3	LAP TIME	MPH	DIFF	TIME OF DAY		
1 -	OUTLAP	117.7	1:14.011	42.256	109.2		13:27:55.991		
2 -	51.830	117.5	1:11.715	42.737	108.7	2:46.282	13:30:42.273		
3 -	52.539	115.5	1:12.768	41.565	110.1	2:46.872	13:33:29.145		
4 -	50.755	116.7	1:11.185	41.393	111.8	2:43.333	13:36:12.478		
5 -	50.844	117.7	1:11.292	41.278	112.9	2:43.414	13:38:55.892		
6 -	51.244	116.7	1:10.294	41.710	103.5	2:43.248 (3)	13:41:39.140		
7 -	51.021	117.3	1:10.385	41.732	111.0	2:43.138 (2)	13:44:22.278		
8 -	50.728	117.3	1:09.988	41.431	109.2	2:42.147 (1)	13:47:04.425		

P11		95 M3		Tarran MACKENZIE		KTM - Redline KTM			
LAP	SECTOR 1	SECTOR 2	SECTOR 3	LAP TIME	MPH	DIFF	TIME OF DAY		
1 -	OUTLAP	114.9	1:14.073	43.602	109.9		13:29:03.249		
2 -	51.904	119.1	1:11.677	42.204	111.2	2:45.785 (3)	13:31:49.034		
3 -	53.568	116.7	1:12.785	IN PIT		2:56.962 P	13:34:45.996		
4 -	OUTLAP	110.5	1:14.075	42.830	111.4	6:34.380	13:41:20.376		
5 -	51.757	119.4	1:11.500	42.131	112.6	2:45.388 (2)	13:44:05.764		
6 -	51.114	120.9	1:10.744	41.184	110.5	2:43.042 (1)	13:46:48.806		

P12		22		Stephanie WADDELOW		Honda - SP125 / Flossy Racing			
LAP	SECTOR 1	SECTOR 2	SECTOR 3	LAP TIME	MPH	DIFF	TIME OF DAY		
1 -	OUTLAP	108.7	1:19.351	48.296	99.6		13:30:32.780		
2 -	54.704	112.4	1:13.529	44.524	109.6	2:52.757 (3)	13:33:25.537		
3 -	52.310	110.1	1:12.736	43.479	112.2	2:48.525 (2)	13:36:14.062		
4 -	50.957	113.9	1:14.308	IN PIT		2:58.532 P	13:39:12.594		
5 -	OUTLAP	112.0	1:11.304	42.740	111.8	4:43.538	13:43:56.132		

Weather / Track : Cloudy / Dry

Silverstone GP
Circuit Length = 3.6673 miles
Start: 13:25 Flag 13:45 End: 13:48

MCRCB BULLETIN TK032

2013 MCE British Superbike Championship - Round 11

2013 Monster Energy British Motostar Championship

FREE PRACTICE 2 - SECTOR ANALYSIS

SECTOR 1 = FL to I1, SECTOR 2 = I1 to I2, SECTOR 3 = I2 to FL, DIFF = Difference To Personal Best Lap

6 - 50.802 114.7 1:10.375 41.900 112.0 2:43.077 (1) 80.95 13:46:39.209

P13 72		Ricky TARREN		Honda - Cresswell Racing				
LAP	SECTOR 1	SECTOR 2	SECTOR 3	LAP TIME	MPH	DIFF	TIME OF DAY	
1 -	OUTLAP	110.0	1:17.208	43.560	108.1		13:28:07.308	
2 -	54.003	109.4	1:13.534	42.758	108.5	2:50.295	77.52 6.947 13:30:57.603	
3 -	53.203	111.4	1:11.203	41.910	109.4	2:46.316 (3)	79.38 2.968 13:33:43.919	
4 -	53.163	110.9	1:13.274	41.739	111.2	2:48.176	78.50 4.828 13:36:32.095	
5 -	51.490	111.2	1:11.059	42.336	110.5	2:44.885 (2)	80.07 1.537 13:39:16.980	
6 -	51.964	109.6	1:09.686	41.698	110.3	2:43.348 (1)	80.82 13:42:00.328	
7 -	55.154	95.7	1:11.741	IN PIT		2:55.491 P	75.23 12.143 13:44:55.819	

P14 24		Daniel COSTILLA		Honda - Repli-Cast UK				
LAP	SECTOR 1	SECTOR 2	SECTOR 3	LAP TIME	MPH	DIFF	TIME OF DAY	
1 -	OUTLAP	116.5	1:18.260	45.007	110.1		13:28:06.948	
2 -	54.940	113.9	1:14.504	43.812	112.8	2:53.256	76.20 9.258 13:31:00.204	
3 -	52.183	115.5	1:12.784	43.654	99.7	2:48.621	78.29 4.623 13:33:48.825	
4 -	52.841	115.3	1:12.396	42.677	115.1	2:47.914	78.62 3.916 13:36:36.739	
5 -	51.645	115.3	1:12.276	42.789	113.7	2:46.710 (3)	79.19 2.712 13:39:23.449	
6 -	51.667	114.1	1:13.224	42.589	112.9	2:47.480	78.82 3.482 13:42:10.929	
7 -	50.617	116.1	1:11.514	41.867	113.9	2:43.998 (1)	80.50 13:44:54.927	
8 -	50.981	116.1	1:12.120	41.634	114.3	2:44.735 (2)	80.14 0.737 13:47:39.662	

P15 65		Josh OWENS		Honda - JPL / George Roberts				
LAP	SECTOR 1	SECTOR 2	SECTOR 3	LAP TIME	MPH	DIFF	TIME OF DAY	
1 -	OUTLAP	105.5	1:17.550	43.865	109.0		13:28:16.044	
2 -	52.493	112.2	1:12.206	42.216	105.7	2:46.915 (3)	79.09 1.327 13:31:02.959	
3 -	51.857	116.1	1:11.966	42.151	103.7	2:45.974 (2)	79.54 0.386 13:33:48.933	
4 -	52.475	111.2	1:11.198	41.915	111.6	2:45.588 (1)	79.73 13:36:34.521	

P16 77		Jason VERNON		Honda - SGR Racing				
LAP	SECTOR 1	SECTOR 2	SECTOR 3	LAP TIME	MPH	DIFF	TIME OF DAY	
1 -	OUTLAP	108.9	1:19.098	43.511	108.7		13:28:11.333	
2 -	53.361	110.3	1:14.821	43.165	108.1	2:51.347	77.05 5.298 13:31:02.680	
3 -	51.857	112.7	1:11.758	42.434	106.5	2:46.049 (1)	79.50 13:33:48.729	
4 -	52.186	110.9	1:12.641	42.667	109.7	2:47.494 (3)	78.82 1.445 13:36:36.223	
5 -	52.838	111.6	1:12.418	41.647	110.3	2:46.903 (2)	79.10 0.854 13:39:23.126	

P17 13 M3		Sam BURMAN		Honda - WNT / Burman Racing				
LAP	SECTOR 1	SECTOR 2	SECTOR 3	LAP TIME	MPH	DIFF	TIME OF DAY	
1 -	OUTLAP	117.7	1:17.450	44.007	112.2		13:28:00.722	
2 -	53.370	118.9	1:13.908	44.084	113.7	2:51.362	77.04 4.923 13:30:52.084	
3 -	53.162	119.4	1:13.623	43.975	113.9	2:50.760	77.31 4.321 13:33:42.844	
4 -	53.272	118.3	1:17.532	45.383	116.3	2:56.187	74.93 9.748 13:36:39.031	
5 -	52.196	120.4	1:14.354	43.066	115.1	2:49.616 (3)	77.83 3.177 13:39:28.647	
6 -	52.150	116.7	1:11.824	42.465	113.7	2:46.439 (1)	79.32 13:42:15.086	
7 -	53.431	117.5	1:12.357	43.047	114.1	2:48.835 (2)	78.19 2.396 13:45:03.921	

P18 36		Jayson URIBE		Honda - Rock and Sons Racing				
LAP	SECTOR 1	SECTOR 2	SECTOR 3	LAP TIME	MPH	DIFF	TIME OF DAY	
1 -	OUTLAP	113.3	1:19.467	44.364	111.8		13:28:47.547	
2 -	53.327	113.9	1:13.859	43.119	112.2	2:50.305 (2)	77.52 3.376 13:31:37.852	
3 -	53.117	118.7	1:15.714	43.090	109.6	2:51.921 (3)	76.79 4.992 13:34:29.773	
4 -	52.648	114.9	1:13.176	IN PIT		2:55.962 P	75.02 9.033 13:37:25.735	
5 -	OUTLAP	114.7	1:13.341	43.018	112.2	4:05.635	53.74 1:18.706 13:41:31.370	
6 -	52.510	116.1	1:11.952	42.467	112.9	2:46.929 (1)	79.08 13:44:18.299	
7 -	50.525	117.3	1:11.358	54.994	109.0	2:56.877	74.64 9.948 13:47:15.176	

Weather / Track : Cloudy / Dry

Silverstone GP
Circuit Length = 3.6673 miles
Start: 13:25 Flag 13:45 End: 13:48

MCRCB BULLETIN TK032

2013 MCE British Superbike Championship - Round 11

2013 Monster Energy British Motostar Championship

FREE PRACTICE 2 - SECTOR ANALYSIS

SECTOR 1 = FL to I1, SECTOR 2 = I1 to I2, SECTOR 3 = I2 to FL, DIFF = Difference To Personal Best Lap

P19		34 M3		Jordan WEAVING		KTM - Jordan Racing / Burkert		
LAP	SECTOR 1	SECTOR 2	SECTOR 3	LAP TIME	MPH	DIFF	TIME OF DAY	
1 -	OUTLAP	115.5	1:17.102	44.028	106.0		13:31:37.390	
2 -	53.483	115.3	1:15.594	44.453	106.9	2:53.530 (3)	76.08 4.550 13:34:30.920	
3 -	51.935	118.3	1:14.812	43.128	106.7	2:49.875 (2)	77.71 0.895 13:37:20.795	
4 -	53.238	117.9	1:15.094	IN PIT		2:57.750 P	74.27 8.770 13:40:18.545	
5 -	OUTLAP	119.4	1:14.233	43.508	109.0	3:24.798	64.46 35.818 13:43:43.343	
6 -	52.808	116.7	1:12.759	43.413	107.2	2:48.980 (1)	78.12 13:46:32.323	

P20		42 M3		James HOBSON		Honda - Two 4 Motorsport		
LAP	SECTOR 1	SECTOR 2	SECTOR 3	LAP TIME	MPH	DIFF	TIME OF DAY	
1 -	OUTLAP	106.6	1:24.460	46.477	105.9		13:30:45.297	
2 -	55.096	116.3	1:17.454	44.274	107.2	2:56.824 (3)	74.66 7.119 13:33:42.121	
3 -	53.953	115.3	1:16.083	IN PIT		3:01.183 P	72.86 11.478 13:36:43.304	
4 -	OUTLAP	113.9	1:15.263	43.944	107.8	3:54.142	56.38 1:04.437 13:40:37.446	
5 -	53.112	116.5	1:14.675	44.080	109.2	2:51.867 (2)	76.81 2.162 13:43:29.313	
6 -	52.830	116.9	1:13.553	43.322	112.4	2:49.705 (1)	77.79 13:46:19.018	

P21		43		Arnie SHELTON		Honda - e3 motorsport		
LAP	SECTOR 1	SECTOR 2	SECTOR 3	LAP TIME	MPH	DIFF	TIME OF DAY	
1 -	OUTLAP	111.6	1:22.682	47.268	99.9		13:29:29.073	
2 -	54.834	112.9	1:15.755	IN PIT		3:01.127 P	72.89 7.809 13:32:30.200	
3 -	OUTLAP	114.3	1:16.212	45.655	99.3	4:24.683	49.88 1:31.365 13:36:54.883	
4 -	53.351	113.7	1:16.472	44.692	101.8	2:54.515 (2)	75.65 1.197 13:39:49.398	
5 -	54.061	113.1	1:14.011	45.246	101.0	2:53.318 (1)	76.17 13:42:42.716	
6 -	58.575	88.0	1:19.773	IN PIT		3:15.803 P	67.42 22.485 13:45:58.519	

P22		47		Jake ARCHER		Honda - Jake Archer Racing		
LAP	SECTOR 1	SECTOR 2	SECTOR 3	LAP TIME	MPH	DIFF	TIME OF DAY	
1 -	OUTLAP	113.3	1:22.034	47.864	107.2		13:30:11.938	
2 -	56.856	113.9	1:18.512	IN PIT		3:12.237 P	68.67 17.854 13:33:24.175	
3 -	OUTLAP	110.5	1:18.803	45.638	105.5	3:38.063	60.54 43.680 13:37:02.238	
4 -	55.326	112.7	1:17.296	45.071	107.1	2:57.693 (2)	74.29 3.310 13:39:59.931	
5 -	54.280	113.9	1:15.627	44.476	108.3	2:54.383 (1)	75.70 13:42:54.314	
6 -	53.621	113.1	1:22.250	45.724	107.1	3:01.595 (3)	72.70 7.212 13:45:55.909	

P23		17		Tom CARNE		Honda - TC Racing / SP125 racing		
LAP	SECTOR 1	SECTOR 2	SECTOR 3	LAP TIME	MPH	DIFF	TIME OF DAY	
1 -	OUTLAP	110.7	1:28.511	IN PIT			13:30:53.466	
2 -	OUTLAP	94.3	1:28.085	IN PIT		4:01.944 P	54.56 1:05.897 13:34:55.410	
3 -	OUTLAP	114.9	1:20.114	45.605	107.4	4:22.452	50.30 1:26.405 13:39:17.862	
4 -	53.469	115.5	1:16.708	45.870	104.5	2:56.047 (1)	74.99 13:42:13.909	
5 -	55.577	109.4	1:22.826	IN PIT		3:12.536 P	68.57 16.489 13:45:26.445	

P24		49		Nigel PALMER		Honda - ORG Motorcycles		
LAP	SECTOR 1	SECTOR 2	SECTOR 3	LAP TIME	MPH	DIFF	TIME OF DAY	
1 -	OUTLAP	96.5	1:28.764	52.724	99.9		13:28:35.533	
2 -	58.063	99.8	1:20.705	46.383	103.8	3:05.151	71.30 7.059 13:31:40.684	
3 -	56.936	104.3	1:19.076	48.056	100.1	3:04.068 (3)	71.72 5.976 13:34:44.752	
4 -	57.018	102.6	1:17.415	46.516	103.4	3:00.949 (2)	72.96 2.857 13:37:45.701	
5 -	55.190	101.9	1:17.346	45.556	101.3	2:58.092 (1)	74.13 13:40:43.793	

P25		7		Jamie ASHBY		Honda - JPA Racing		
LAP	SECTOR 1	SECTOR 2	SECTOR 3	LAP TIME	MPH	DIFF	TIME OF DAY	
1 -	OUTLAP	106.5	1:25.605	49.081	103.0		13:31:02.874	
2 -	57.529	111.8	1:21.420	IN PIT		3:11.276 P	69.02 9.008 13:34:14.150	
3 -	OUTLAP	111.1	1:23.176	47.373	103.5	4:38.572	47.39 1:36.304 13:38:52.722	
4 -	56.167	110.7	1:20.760	46.413	107.8	3:03.340 (2)	72.01 1.072 13:41:56.062	

Silverstone GP
 Circuit Length = 3.6673 miles
 Start: 13:25 Flag 13:45 End: 13:48

Weather / Track : Cloudy / Dry

MCRCB BULLETIN TK032

2013 MCE British Superbike Championship - Round 11

2013 Monster Energy British Motostar Championship

FREE PRACTICE 2 - SECTOR ANALYSIS

SECTOR 1 = FL to I1, SECTOR 2 = I1 to I2, SECTOR 3 = I2 to FL, DIFF = Difference To Personal Best Lap

5 -	56.004	111.8	1:20.162	47.833	105.7	3:03.999 (3)	71.75	1.731	13:45:00.061
6 -	56.934	112.5	1:18.587	46.747	104.2	3:02.268 (1)	72.43		13:48:02.329

P26 35		Elliot LODGE		Honda - SP125 / SpikeRacing					
LAP	SECTOR 1	SECTOR 2	SECTOR 3	LAP TIME	MPH	DIFF	TIME OF DAY		
1 -	OUTLAP	104.5	1:30.942	54.882	93.5				13:30:33.077
2 -	1:02.136	111.1	1:24.041	49.546	97.8	3:15.723 (2)	67.45	11.208	13:33:48.800
3 -	58.827	107.3	1:22.978	IN PIT		3:21.864 P	65.40	17.349	13:37:10.664
4 -	OUTLAP	105.3	1:21.570	48.491	102.1	4:28.352	49.19	1:23.837	13:41:39.016
5 -	56.395	109.4	1:18.478	49.642	101.6	3:04.515 (1)	71.55		13:44:43.531
6 -	1:01.008	106.8	1:21.661	IN PIT		3:21.065 P	65.66	16.550	13:48:04.596

P27 4		Louis VALLELEY		Honda - Cresswell Racing					
LAP	SECTOR 1	SECTOR 2	SECTOR 3	LAP TIME	MPH	DIFF	TIME OF DAY		
1 -	OUTLAP	105.5	1:22.989	46.858	103.4				13:29:19.006
2 -	1:00.047	106.0	1:21.491	IN PIT		3:18.321 P	66.57	13.045	13:32:37.327
3 -	OUTLAP	107.2	1:20.500	46.181	97.7	4:17.680	51.23	1:12.404	13:36:55.007
4 -	57.135	105.3	1:21.079	47.062	101.8	3:05.276 (1)	71.25		13:40:00.283
5 -	58.945	105.1	1:23.001	IN PIT		3:18.160 P	66.62	12.884	13:43:18.443
6 -	OUTLAP	103.7	1:21.413	47.585	101.4	4:19.481	50.88	1:14.205	13:47:37.924

P28 88		Lewis ROLLO		Honda - RCD Motorsport					
LAP	SECTOR 1	SECTOR 2	SECTOR 3	LAP TIME	MPH	DIFF	TIME OF DAY		
1 -	OUTLAP	110.1	1:17.233	43.156	112.0				13:28:55.954
2 -	52.179	111.8	1:11.748	IN PIT		2:54.463 P	75.67		13:31:50.417
3 -	OUTLAP	112.0	1:10.369	41.142	113.7	3:43.826	58.98		13:35:34.243

MCRCB BULLETIN TK033**2013 MCE British Superbike Championship - Round 11****2013 Monster Energy British Motostar Championship****FREE PRACTICE 2 - BEST SPEEDS**

POS	SECTOR 1			SECTOR 2			FINISH LINE		
	NO	NAME	MPH	NO	NAME	MPH	NO	NAME	MPH
1	67	Andy REID	124.2				3	Taz TAYLOR	118.4
2	3	Taz TAYLOR	123.5				67	Andy REID	117.8
3	195	Jules DANILO	123.1				66	Joe IRVING	116.6
4	66	Joe IRVING	122.4				13	Sam BURMAN	116.3
5	95	Tarran MACKENZIE	120.9				10	Peter SUTHERLAND	116.1
6	13	Sam BURMAN	120.4				24	Daniel COSTILLA	115.1
7	10	Peter SUTHERLAND	120.2				44	Jake BAYFORD	114.5
8	34	Jordan WEAIVING	119.4				88	Lewis ROLLO	113.7
9	40	Joe FRANCIS	119.1				195	Jules DANILO	113.7
10	36	Jayson URIBE	118.7				36	Jayson URIBE	112.9
11	64	Asher DURHAM	117.7				64	Asher DURHAM	112.9
12	11	Joseph THOMAS	117.5				12	Edward RENDELL	112.6
13	12	Edward RENDELL	117.3				95	Tarran MACKENZIE	112.6
14	42	James HOBSON	116.9				40	Joe FRANCIS	112.4
15	24	Daniel COSTILLA	116.5				42	James HOBSON	112.4
16	44	Jake BAYFORD	116.5				22	Stephanie WADDELOW	112.2
17	65	Josh OWENS	116.1				11	Joseph THOMAS	111.8
18	17	Tom CARNE	115.5				65	Josh OWENS	111.6
19	22	Stephanie WADDELOW	114.7				72	Ricky TARREN	111.2
20	43	Arnie SHELTON	114.3				77	Jason VERNON	110.3
21	47	Jake ARCHER	113.9				34	Jordan WEAIVING	109.0
22	77	Jason VERNON	112.7				47	Jake ARCHER	108.3
23	7	Jamie ASHBY	112.5				7	Jamie ASHBY	107.8
24	88	Lewis ROLLO	112.0				17	Tom CARNE	107.4
25	72	Ricky TARREN	111.4				49	Nigel PALMER	103.8
26	35	Elliot LODGE	111.1				4	Louis VALLELEY	103.4
27	41	Milo WARD	110.0				35	Elliot LODGE	102.1
28	4	Louis VALLELEY	107.2				43	Arnie SHELTON	101.8
29	79	Chris TAYLOR	104.8						
30	49	Nigel PALMER	104.3						

Weather / Track : Cloudy / Dry

Results can be found at www.tsl-timing.com

Silverstone GP

Circuit Length = 3.6673 miles

Start: 13:25 Flag 13:45 End: 13:48

Printed - 13:49 Friday, 04 October 2013

MCRCB BULLETIN TK034

2013 MCE British Superbike Championship - Round 11

2013 Monster Energy British Motostar Championship

FREE PRACTICE 2 - BEST SECTORS

SECTOR 1			SECTOR 2			SECTOR 3			IDEAL / BEST COMPARISON						
POS	NO	NAME	TIME	NO	NAME	TIME	NO	NAME	TIME	POS	NO	NAME	IDEAL	BEST	DIFF
1	67	REID	49.237	67	REID	1:07.610	67	REID	39.739				PERFECT LAP	2:36.586	
2	12	RENDELL	49.436	195	DANILO	1:08.377	195	DANILO	40.145	1	67	REID	2:36.586	2:39.119	2.533
3	195	DANILO	49.455	12	RENDELL	1:08.537	66	IRVING	40.215	2	195	DANILO	2:37.977	2:37.977	0.000
4	40	FRANCIS	49.596	40	FRANCIS	1:08.769	12	RENDELL	40.320	3	12	RENDELL	2:38.293	2:38.293	0.000
5	3	TAYLOR	49.655	66	IRVING	1:08.825	3	TAYLOR	40.369	4	3	TAYLOR	2:38.953	2:38.953	0.000
6	10	SUTHERLAND	49.879	11	THOMAS	1:08.922	10	SUTHERLAND	40.447	5	66	IRVING	2:39.046	2:39.470	0.424
7	66	IRVING	50.006	3	TAYLOR	1:08.929	44	BAYFORD	40.643	6	40	FRANCIS	2:39.048	2:39.589	0.541
8	36	URIBE	50.525	10	SUTHERLAND	1:08.965	40	FRANCIS	40.683	7	10	SUTHERLAND	2:39.291	2:39.348	0.057
9	24	COSTILLA	50.617	72	TARREN	1:09.686	88	ROLLO	41.142	8	11	THOMAS	2:40.791	2:41.356	0.565
10	11	THOMAS	50.676	64	DURHAM	1:09.988	95	MACKENZIE	41.184	9	44	BAYFORD	2:41.586	2:41.586	0.000
11	64	DURHAM	50.728	44	BAYFORD	1:10.149	11	THOMAS	41.193	10	64	DURHAM	2:41.994	2:42.147	0.153
12	44	BAYFORD	50.794	88	ROLLO	1:10.369	64	DURHAM	41.278	11	88	ROLLO	2:42.421		
13	22	WADDELOW	50.802	22	WADDELOW	1:10.375	24	COSTILLA	41.634	12	72	TARREN	2:42.874	2:43.348	0.474
14	88	ROLLO	50.910	95	MACKENZIE	1:10.744	77	VERNON	41.647	13	95	MACKENZIE	2:43.042	2:43.042	0.000
15	95	MACKENZIE	51.114	65	OWENS	1:11.198	72	TARREN	41.698	14	22	WADDELOW	2:43.077	2:43.077	0.000
16	72	TARREN	51.490	36	URIBE	1:11.358	22	WADDELOW	41.900	15	24	COSTILLA	2:43.765	2:43.998	0.233
17	65	OWENS	51.857	24	COSTILLA	1:11.514	65	OWENS	41.915	16	36	URIBE	2:44.350	2:46.929	2.579
18	77	VERNON	51.857	77	VERNON	1:11.758	13	BURMAN	42.465	17	65	OWENS	2:44.970	2:45.588	0.618
19	34	WEAVING	51.935	13	BURMAN	1:11.824	36	URIBE	42.467	18	77	VERNON	2:45.262	2:46.049	0.787
20	13	BURMAN	52.150	34	WEAVING	1:12.759	34	WEAVING	43.128	19	13	BURMAN	2:46.439	2:46.439	0.000
21	42	HOBSON	52.830	42	HOBSON	1:13.553	42	HOBSON	43.322	20	34	WEAVING	2:47.822	2:48.980	1.158
22	43	SHELTON	53.351	43	SHELTON	1:14.011	47	ARCHER	44.476	21	42	HOBSON	2:49.705	2:49.705	0.000
23	17	CARNE	53.469	47	ARCHER	1:15.627	43	SHELTON	44.692	22	43	SHELTON	2:52.054	2:53.318	1.264
24	47	ARCHER	53.621	17	CARNE	1:16.708	49	PALMER	45.556	23	47	ARCHER	2:53.724	2:54.383	0.659
25	49	PALMER	55.190	49	PALMER	1:17.346	17	CARNE	45.605	24	17	CARNE	2:55.782	2:56.047	0.265
26	7	ASHBY	56.004	35	LODGE	1:18.478	4	VALLELEY	46.181	25	49	PALMER	2:58.092	2:58.092	0.000
27	35	LODGE	56.395	7	ASHBY	1:18.587	7	ASHBY	46.413	26	7	ASHBY	3:01.004	3:02.268	1.264
28	4	VALLELEY	57.135	4	VALLELEY	1:20.500	35	LODGE	48.491	27	35	LODGE	3:03.364	3:04.515	1.151
29										28	4	VALLELEY	3:03.816	3:05.276	1.460
30															

Weather / Track : Cloudy / Dry

Silverstone GP

Circuit Length = 3.6673 miles

Start: 13:25 Flag 13:45 End: 13:48

Results can be found at www.tsl-timing.com

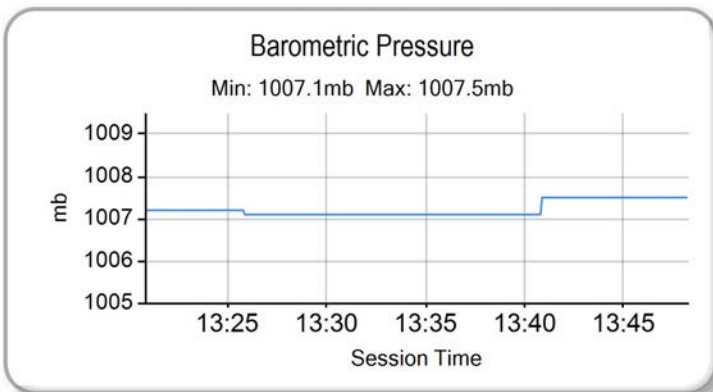
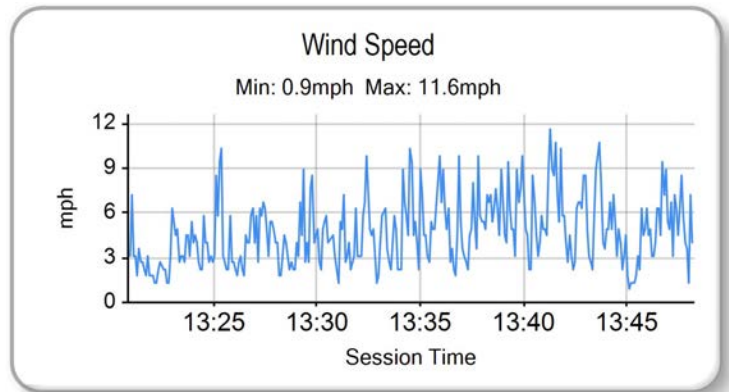
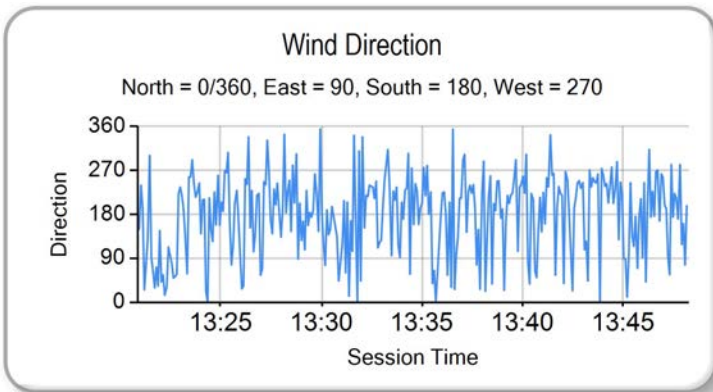
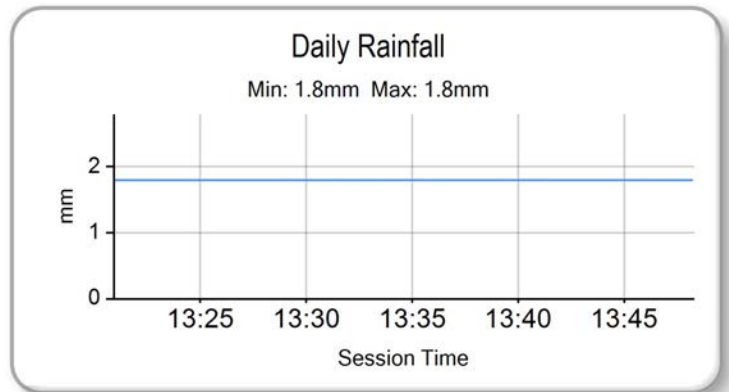
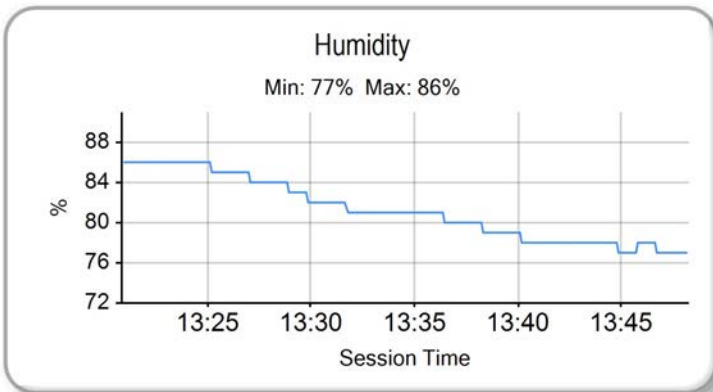
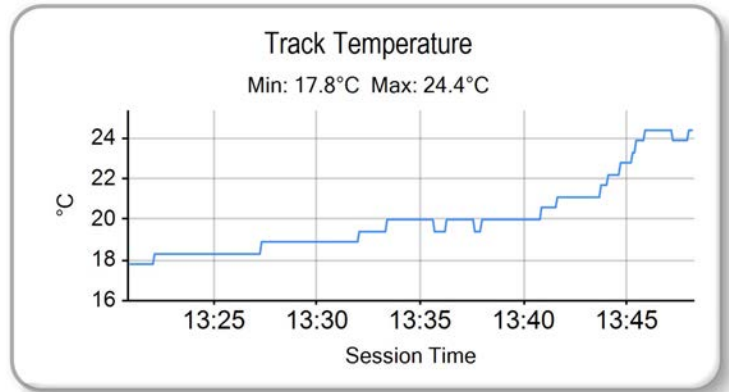
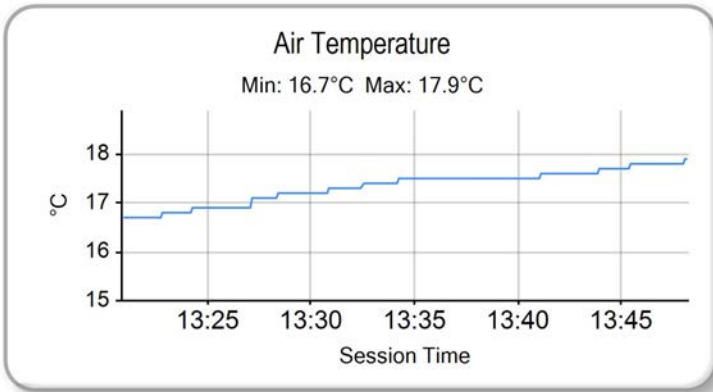
Printed - 13:49 Friday, 04 October 2013

MCRCB BULLETIN TK035

2013 MCE British Superbike Championship - Round 11

2013 Monster Energy British Motostar Championship

FREE PRACTICE 2 - WEATHER CONDITIONS



Weather / Track : Cloudy / Dry

Results can be found at www.tsl-timing.com

Silverstone GP
Circuit Length = 3.6673 miles
Start: 13:25 Flag 13:45 End: 13:48

Printed - 13:50 Friday, 04 October 2013

QUALIFYING 1 - CLASSIFICATION



POS	NO	CL	PIC NAME	ENTRY	TIME	ON	LAPS	GAP	DIFF	MPH
1	67		1 Andy REID	Honda - RS Racing	2:20.938	6	8			93.67
2	95	M3	1 Tarran MACKENZIE	KTM - Redline KTM	2:21.655	8	10	0.717	0.717	93.20
3	40	M3	2 Joe FRANCIS	Honda - Team WD40	2:21.657	7	7	0.719	0.002	93.19
4	195	M3	3 Jules DANILO	Kalex KTM - Cygnet Racing / Furygan	2:21.763	8	9	0.825	0.106	93.13
5	66	M3	4 Joe IRVING	KTM - RS Racing / The Toad and Tatle Pub	2:22.828	6	8	1.890	1.065	92.43
6	34	M3	5 Jordan WEAVING	KTM - Jordan Racing / Burkert	2:23.607	7	7	2.669	0.779	91.93
7	12		2 Edward RENDELL	Honda - Banks Racing	2:24.147	6	10	3.209	0.540	91.58
8	17		3 Tom CARNE	Honda - TC Racing / SP125 racing	2:24.245	7	7	3.307	0.098	91.52
9	10		4 Peter SUTHERLAND	Aprilia - Kinpac Racing / Floorcoat UK	2:25.527	9	9	4.589	1.282	90.72
10	3		5 Taz TAYLOR	Luyten Honda - FPW Racing	2:26.819	10	10	5.881	1.292	89.92
11	42	M3	6 James HOBSON	Honda - Two 4 Motorsport	2:27.285	9	9	6.347	0.466	89.63
12	41		6 Milo WARD	Luyten Honda - FPW Racing	2:28.779	10	10	7.841	1.494	88.73
13	36		7 Jayson URIBE	Honda - Rock and Sons Racing	2:28.814	8	8	7.876	0.035	88.71
14	44		8 Jake BAYFORD	Honda - j4ke.com	2:29.016	10	10	8.078	0.202	88.59
15	35		9 Elliot LODGE	Honda - SP125 / SpikeRacing	2:29.122	7	7	8.184	0.106	88.53
16	43		10 Arnie SHELTON	Honda - e3 motorsport	2:29.315	6	6	8.377	0.193	88.41
17	24		11 Daniel COSTILLA	Honda - Repli-Cast UK	2:29.569	9	9	8.631	0.254	88.26
18	72		12 Ricky TARREN	Honda - Cresswell Racing	2:29.672	10	10	8.734	0.103	88.20
19	22		13 Stephanie WADDELOW	Honda - SP125 / Flossy Racing	2:29.883	6	8	8.945	0.211	88.08
20	13	M3	7 Sam BURMAN	Honda - WNT / Burman Racing	2:30.462	10	10	9.524	0.579	87.74
21	11		14 Joseph THOMAS	Honda - Moto UK Racing	2:30.539	6	9	9.601	0.077	87.70
22	64		15 Asher DURHAM	Seel Honda - Brindley Machinery / RFID Protect	2:30.758	5	6	9.820	0.219	87.57
23	88		16 Lewis ROLLO	Honda - RCD Motorsport	2:32.781	4	8	11.843	2.023	86.41
24	18		17 Paul DOBB	Honda - PDR	2:34.533	7	10	13.595	1.752	85.43

QUALIFYING LAPTIME (110.0% of 2:20.938) = 2:35.031

25	65		18 Josh OWENS	Honda - JPL / George Roberts	2:36.371	4	4	15.433	1.838	84.42
26	79	M3	8 Chris TAYLOR	Honda - Elevator Bridle & Saddle Co / Coventry Ducati	2:36.448	9	9	15.510	0.077	84.38
27	49		19 Nigel PALMER	Honda - ORG Motorcycles	2:37.822	10	10	16.884	1.374	83.65
28	7		20 Jamie ASHBY	Honda - JPA Racing	2:38.321	8	8	17.383	0.499	83.39
29	4		21 Louis VALLELEY	Honda - Cresswell Racing	2:38.975	6	8	18.037	0.654	83.04
30	47		22 Jake ARCHER	Honda - Jake Archer Racing	2:39.357	8	8	18.419	0.382	82.84
31	77		23 Jason VERNON	Honda - SGR Racing						

Silverstone GP

Circuit Length = 3.6673 miles

Start: 09:30 Flag 09:55 End: 09:58

Weather / Track : Cloudy / Dry

These results are provisional until the conclusion of any judicial and technical matters.

Race Director :	Stewards :	Timekeeper :
-----------------	------------	--------------

Results can be found at www.britishsuperbike.com

Printed - 09:58 Saturday, 05 October 2013

MCRCB BULLETIN TK079

2013 MCE British Superbike Championship - Round 11

2013 Monster Energy British Motostar Championship

QUALIFYING 1 - SECTOR ANALYSIS

SECTOR 1 = FL to I1, SECTOR 2 = I1 to I2, SECTOR 3 = I2 to FL, DIFF = Difference To Personal Best Lap

P1		67		Andy REID		Honda - RS Racing				
LAP		SECTOR 1	SECTOR 2	SECTOR 3	LAP TIME	MPH	DIFF	TIME OF DAY		
1 -	OUTLAP	127.8	1:05.878	37.192	119.1			09:37:28.042		
2 -	46.526	130.5	1:02.461	37.021	117.2	2:26.008	90.42	5.070	09:39:54.050	
3 -	45.953	127.8	1:03.473	IN PIT		2:28.590	P	88.85	7.652	09:42:22.640
4 -	OUTLAP	126.6	1:02.221	36.372	118.2	4:29.379	49.01	2:08.441	09:46:52.019	
5 -	43.976	130.3	1:01.458	36.354	118.4	2:21.788	(2)	93.11	0.850	09:49:13.807
6 -	43.840	129.3	1:01.148	35.950	117.4	2:20.938	(1)	93.67		09:51:34.745
7 -	44.664	127.5	1:01.923	36.180	118.4	2:22.767	(3)	92.47	1.829	09:53:57.512
8 -	46.064	129.8	1:00.817	36.888	110.3	2:23.769		91.83	2.831	09:56:21.281

P2		95 M3		Tarran MACKENZIE		KTM - Redline KTM				
LAP		SECTOR 1	SECTOR 2	SECTOR 3	LAP TIME	MPH	DIFF	TIME OF DAY		
1 -	OUTLAP	120.0	1:11.994	40.554	108.3				09:33:47.928	
2 -	47.617	128.3	1:04.510	37.526	117.2	2:29.653	88.22	7.998	09:36:17.581	
3 -	45.760	129.5	1:02.901	36.662	120.0	2:25.323	90.84	3.668	09:38:42.904	
4 -	45.482	129.3	1:02.064	37.278	118.7	2:24.824	91.16	3.169	09:41:07.728	
5 -	44.552	129.0	1:02.239	36.548	120.0	2:23.339	92.10	1.684	09:43:31.067	
6 -	44.558	128.8	1:01.930	36.370	121.5	2:22.858	92.41	1.203	09:45:53.925	
7 -	44.191	130.0	1:01.563	36.478	120.2	2:22.232	(2)	92.82	0.577	09:48:16.157
8 -	44.203	129.0	1:01.291	36.161	122.0	2:21.655	(1)	93.20		09:50:37.812
9 -	44.211	130.5	1:01.509	36.599	120.0	2:22.319	(3)	92.76	0.664	09:53:00.131
10 -	44.212	130.0	1:01.558	36.624	120.2	2:22.394		92.71	0.739	09:55:22.525

P3		40 M3		Joe FRANCIS		Honda - Team WD40				
LAP		SECTOR 1	SECTOR 2	SECTOR 3	LAP TIME	MPH	DIFF	TIME OF DAY		
1 -	OUTLAP	129.5	1:06.071	37.725	113.5				09:32:38.644	
2 -	45.608	127.5	1:02.581	37.016	115.7	2:25.205	(3)	90.92	3.548	09:35:03.849
3 -	44.680	128.3	1:03.227	37.833	114.9	2:25.740	90.58	4.083	09:37:29.589	
4 -	45.664	130.5	1:03.010	37.069	114.1	2:25.743	90.58	4.086	09:39:55.332	
5 -	44.706	126.1	1:05.167	37.001	117.4	2:26.874	89.88	5.217	09:42:22.206	
6 -	44.199	128.3	1:01.485	36.632	117.8	2:22.316	(2)	92.76	0.659	09:44:44.522
7 -	44.053	129.3	1:01.102	36.502	117.2	2:21.657	(1)	93.19		09:47:06.179

P4		195 M3		Jules DANILLO		Kalex KTM - Cygnet Racing / Furygan				
LAP		SECTOR 1	SECTOR 2	SECTOR 3	LAP TIME	MPH	DIFF	TIME OF DAY		
1 -	OUTLAP	115.7	1:06.712	38.871	112.4				09:38:05.683	
2 -	47.603	131.8	1:03.146	36.640	120.6	2:27.389	89.57	5.626	09:40:33.072	
3 -	46.044	131.8	1:02.438	36.946	120.4	2:25.428	90.78	3.665	09:42:58.500	
4 -	45.766	130.8	1:01.978	37.179	120.2	2:24.923	91.09	3.160	09:45:23.423	
5 -	45.030	131.0	1:02.252	36.803	119.7	2:24.085	91.62	2.322	09:47:47.508	
6 -	44.658	130.8	1:01.543	36.715	121.1	2:22.916	(3)	92.37	1.153	09:50:10.424
7 -	45.095	131.0	1:02.252	36.359	120.4	2:23.706	91.87	1.943	09:52:34.130	
8 -	44.300	131.3	1:01.246	36.217	120.8	2:21.763	(1)	93.13		09:54:55.893
9 -	44.546	131.8	1:01.998	36.193	120.8	2:22.737	(2)	92.49	0.974	09:57:18.630

P5		66 M3		Joe IRVING		KTM - RS Racing / The Toad and Tatle Pub				
LAP		SECTOR 1	SECTOR 2	SECTOR 3	LAP TIME	MPH	DIFF	TIME OF DAY		
1 -	OUTLAP	127.8	1:05.737	37.432	118.2				09:37:27.918	
2 -	46.556	128.8	1:03.076	36.811	119.7	2:26.443	90.15	3.615	09:39:54.361	
3 -	45.133	129.8	1:02.733	36.789	119.1	2:24.655	91.26	1.827	09:42:19.016	
4 -	45.009	129.8	1:02.660	36.774	118.7	2:24.443	(3)	91.40	1.615	09:44:43.459
5 -	44.959	126.8	1:02.511	36.250	120.4	2:23.720	(2)	91.86	0.892	09:47:07.179
6 -	44.323	130.0	1:01.847	36.658	120.0	2:22.828	(1)	92.43		09:49:30.007
7 -	45.788	129.3	1:02.835	IN PIT		2:34.227	P	85.60	11.399	09:52:04.234
8 -	OUTLAP	130.0	1:02.317	36.808	119.7	3:11.036		69.10	48.208	09:55:15.270

Weather / Track : Cloudy / Dry

Silverstone GP

Circuit Length = 3.6673 miles

Start: 09:30 Flag 09:55 End: 09:58

MCRCB BULLETIN TK079

2013 MCE British Superbike Championship - Round 11

2013 Monster Energy British Motostar Championship

QUALIFYING 1 - SECTOR ANALYSIS

SECTOR 1 = FL to I1, SECTOR 2 = I1 to I2, SECTOR 3 = I2 to FL, DIFF = Difference To Personal Best Lap

P6		34 M3		Jordan WEAVING		KTM - Jordan Racing / Burkert			
LAP	SECTOR 1	SECTOR 2	SECTOR 3	LAP TIME	MPH	DIFF	TIME OF DAY		
1 -	OUTLAP	125.4	1:08.278	38.497	116.1		09:41:42.899		
2 -	47.085	126.8	1:04.147	37.655	117.4	2:28.887	88.67	5.280	09:44:11.786
3 -	45.600	128.8	1:02.889	37.323	117.4	2:25.812 (3)	90.54	2.205	09:46:37.598
4 -	44.998	127.8	1:04.906	37.903	116.8	2:27.807	89.32	4.200	09:49:05.405
5 -	44.636	128.8	1:02.076	36.974	117.6	2:23.686 (2)	91.88	0.079	09:51:29.091
6 -	45.097	126.8	1:05.826	38.392	117.8	2:29.315	88.41	5.708	09:53:58.406
7 -	44.468	129.0	1:02.197	36.942	117.8	2:23.607 (1)	91.93		09:56:22.013

P7		12		Edward RENDELL		Honda - Banks Racing			
LAP	SECTOR 1	SECTOR 2	SECTOR 3	LAP TIME	MPH	DIFF	TIME OF DAY		
1 -	OUTLAP	123.3	1:07.633	39.950	112.0		09:32:59.091		
2 -	47.615	123.3	1:03.801	37.626	112.0	2:29.042	88.58	4.895	09:35:28.133
3 -	45.689	125.2	1:03.079	37.384	114.5	2:26.152	90.33	2.005	09:37:54.285
4 -	45.620	123.8	1:02.620	36.949	112.8	2:25.189	90.93	1.042	09:40:19.474
5 -	45.376	123.1	1:02.235	37.069	112.9	2:24.680	91.25	0.533	09:42:44.154
6 -	45.174	122.9	1:02.050	36.923	113.7	2:24.147 (1)	91.58		09:45:08.301
7 -	45.532	121.3	1:03.176	IN PIT		2:33.423 P	86.05	9.276	09:47:41.724
8 -	OUTLAP	119.6	1:03.259	37.265	113.3	4:42.554	46.72	2:18.407	09:52:24.278
9 -	45.291	122.0	1:02.321	36.874	115.7	2:24.486 (2)	91.37	0.339	09:54:48.764
10 -	45.286	122.0	1:02.116	37.094	113.3	2:24.496 (3)	91.36	0.349	09:57:13.260

P8		17		Tom CARNE		Honda - TC Racing / SP125 racing			
LAP	SECTOR 1	SECTOR 2	SECTOR 3	LAP TIME	MPH	DIFF	TIME OF DAY		
1 -	OUTLAP	124.7	1:14.117	IN PIT			P		09:33:29.996
2 -	OUTLAP	130.5	1:05.483	38.020	117.0	6:28.451	33.98	4:04.206	09:39:58.447
3 -	45.564	128.0	1:03.815	37.380	117.6	2:26.759 (3)	89.95	2.514	09:42:25.206
4 -	45.148	127.3	1:03.541	IN PIT		2:35.356 P	84.98	11.111	09:45:00.562
5 -	OUTLAP	128.3	1:03.866	37.364	118.4	5:55.317	37.15	3:31.072	09:50:55.879
6 -	44.979	129.0	1:02.572	36.834	118.4	2:24.385 (2)	91.43	0.140	09:53:20.264
7 -	45.435	128.5	1:02.109	36.701	119.1	2:24.245 (1)	91.52		09:55:44.509

P9		10		Peter SUTHERLAND		Aprilia - Kinpac Racing / Floorcoat UK			
LAP	SECTOR 1	SECTOR 2	SECTOR 3	LAP TIME	MPH	DIFF	TIME OF DAY		
1 -	OUTLAP	123.5	1:07.958	IN PIT			P		09:32:47.785
2 -	OUTLAP	120.6	1:05.305	38.263	112.8	5:40.255	38.80	3:14.728	09:38:28.040
3 -	46.268	120.6	1:06.521	38.594	114.3	2:31.383	87.21	5.856	09:40:59.423
4 -	45.493	124.2	1:03.203	37.359	115.5	2:26.055	90.39	0.528	09:43:25.478
5 -	45.315	124.7	1:03.659	37.203	116.1	2:26.177	90.31	0.650	09:45:51.655
6 -	45.114	123.8	1:03.890	37.328	116.8	2:26.332	90.22	0.805	09:48:17.987
7 -	45.503	124.5	1:02.822	37.313	116.6	2:25.638 (2)	90.65	0.111	09:50:43.625
8 -	45.398	124.5	1:03.328	37.312	116.6	2:26.038 (3)	90.40	0.511	09:53:09.663
9 -	45.047	124.5	1:03.072	37.408	116.3	2:25.527 (1)	90.72		09:55:35.190

P10		3		Taz TAYLOR		Luyten Honda - FPW Racing			
LAP	SECTOR 1	SECTOR 2	SECTOR 3	LAP TIME	MPH	DIFF	TIME OF DAY		
1 -	OUTLAP	128.5	1:07.923	38.605	118.2				09:32:41.178
2 -	47.432	128.0	1:06.508	38.815	117.2	2:32.755	86.42	5.936	09:35:13.933
3 -	47.235	127.3	1:05.029	38.587	117.0	2:30.851	87.51	4.032	09:37:44.784
4 -	46.219	128.0	1:04.581	38.024	117.2	2:28.824	88.71	2.005	09:40:13.608
5 -	46.269	128.0	1:04.561	38.037	117.6	2:28.867	88.68	2.048	09:42:42.475
6 -	45.730	128.0	1:03.916	37.419	118.7	2:27.065 (2)	89.77	0.246	09:45:09.540
7 -	45.393	129.5	1:04.824	IN PIT		2:35.968 P	84.64	9.149	09:47:45.508
8 -	OUTLAP	128.0	1:04.158	37.670	119.5	3:51.858	56.94	1:25.039	09:51:37.366
9 -	45.672	129.3	1:04.253	37.715	120.6	2:27.640 (3)	89.42	0.821	09:54:05.006
10 -	45.537	127.8	1:03.464	37.818	118.4	2:26.819 (1)	89.92		09:56:31.825

Weather / Track : Cloudy / Dry

Silverstone GP
Circuit Length = 3.6673 miles
Start: 09:30 Flag 09:55 End: 09:58

MCRCB BULLETIN TK079

2013 MCE British Superbike Championship - Round 11

2013 Monster Energy British Motostar Championship

QUALIFYING 1 - SECTOR ANALYSIS

SECTOR 1 = FL to I1, SECTOR 2 = I1 to I2, SECTOR 3 = I2 to FL, DIFF = Difference To Personal Best Lap

P11	42	M3	James HOBSON		Honda - Two 4 Motorsport			
LAP		SECTOR 1	SECTOR 2	SECTOR 3	LAP TIME	MPH	DIFF	TIME OF DAY
1 -	OUTLAP	119.8	1:12.111	40.781	111.4			09:32:54.743
2 -	48.922	123.1	1:08.127	39.975	112.0	2:37.024	84.07	9.739 09:35:31.767
3 -	48.413	123.5	1:07.688	39.275	113.1	2:35.376	84.97	8.091 09:38:07.143
4 -	47.493	124.0	1:06.963	IN PIT		2:38.067	P 83.52	10.782 09:40:45.210
5 -	OUTLAP	122.0	1:07.759	39.501	112.4	5:51.168	37.59	3:23.883 09:46:36.378
6 -	47.072	124.0	1:05.273	38.245	114.1	2:30.590	87.67	3.305 09:49:06.968
7 -	46.470	123.1	1:04.634	38.239	114.9	2:29.343	(3) 88.40	2.058 09:51:36.311
8 -	46.181	124.0	1:04.191	38.294	113.7	2:28.666	(2) 88.80	1.381 09:54:04.977
9 -	45.979	125.6	1:03.682	37.624	117.4	2:27.285	(1) 89.63	09:56:32.262

P12	41	Milo WARD		Luyten Honda - FPW Racing				
LAP		SECTOR 1	SECTOR 2	SECTOR 3	LAP TIME	MPH	DIFF	TIME OF DAY
1 -	OUTLAP	118.1	1:10.569	40.566	113.9			09:32:52.350
2 -	47.347	124.5	1:06.602	39.571	114.3	2:33.520	85.99	4.741 09:35:25.870
3 -	47.695	122.2	1:04.921	38.814	113.7	2:31.430	87.18	2.651 09:37:57.300
4 -	47.893	122.0	1:05.114	39.078	113.1	2:32.085	86.80	3.306 09:40:29.385
5 -	47.132	122.2	1:04.823	38.502	114.3	2:30.457	87.74	1.678 09:42:59.842
6 -	46.943	122.4	1:06.208	38.597	115.1	2:31.748	87.00	2.969 09:45:31.590
7 -	46.874	121.3	1:04.875	38.735	114.9	2:30.484	87.73	1.705 09:48:02.074
8 -	46.306	125.4	1:04.851	38.671	113.5	2:29.828	(3) 88.11	1.049 09:50:31.902
9 -	46.497	122.2	1:04.026	38.493	114.5	2:29.016	(2) 88.59	0.237 09:53:00.918
10 -	46.405	121.5	1:03.836	38.538	114.1	2:28.779	(1) 88.73	09:55:29.697

P13	36	Jayson URIBE		Honda - Rock and Sons Racing				
LAP		SECTOR 1	SECTOR 2	SECTOR 3	LAP TIME	MPH	DIFF	TIME OF DAY
1 -	OUTLAP	123.8	1:10.215	IN PIT			P	09:32:53.157
2 -	OUTLAP	121.7	1:14.232	39.951	113.3	7:49.972	28.09	5:21.158 09:40:43.129
3 -	48.335	122.6	1:07.162	38.639	113.5	2:34.136	85.65	5.322 09:43:17.265
4 -	47.179	123.5	1:05.095	38.823	114.3	2:31.097	87.37	2.283 09:45:48.362
5 -	46.669	124.2	1:05.138	38.614	115.1	2:30.421	(3) 87.76	1.607 09:48:18.783
6 -	46.638	125.2	1:04.719	39.177	114.7	2:30.534	87.70	1.720 09:50:49.317
7 -	47.172	125.9	1:04.849	38.259	113.7	2:30.280	(2) 87.85	1.466 09:53:19.597
8 -	46.383	123.3	1:04.433	37.998	114.7	2:28.814	(1) 88.71	09:55:48.411

P14	44	Jake BAYFORD		Honda - j4ke.com				
LAP		SECTOR 1	SECTOR 2	SECTOR 3	LAP TIME	MPH	DIFF	TIME OF DAY
1 -	OUTLAP	123.5	1:11.270	41.146	107.4			09:32:46.216
2 -	49.574	120.0	1:08.617	43.866	111.2	2:42.057	81.46	13.041 09:35:28.273
3 -	48.442	117.7	1:08.593	39.668	112.2	2:36.703	84.25	7.687 09:38:04.976
4 -	47.882	120.6	1:05.948	39.025	112.6	2:32.855	86.37	3.839 09:40:37.831
5 -	47.166	121.7	1:06.640	39.402	112.9	2:33.208	86.17	4.192 09:43:11.039
6 -	47.318	121.7	1:06.439	38.927	115.3	2:32.684	86.46	3.668 09:45:43.723
7 -	47.178	122.2	1:06.990	39.107	112.6	2:33.275	86.13	4.259 09:48:16.998
8 -	47.627	117.7	1:05.322	38.937	112.2	2:31.886	(3) 86.92	2.870 09:50:48.884
9 -	47.556	120.9	1:05.565	38.430	114.7	2:31.551	(2) 87.11	2.535 09:53:20.435
10 -	46.497	122.4	1:04.226	38.293	114.5	2:29.016	(1) 88.59	09:55:49.451

P15	35	Elliot LODGE		Honda - SP125 / SpikeRacing				
LAP		SECTOR 1	SECTOR 2	SECTOR 3	LAP TIME	MPH	DIFF	TIME OF DAY
1 -	OUTLAP	120.4	1:13.891	IN PIT			P	09:34:39.639
2 -	OUTLAP	121.5	1:08.566	40.708	111.2	8:10.027	26.94	5:40.905 09:42:49.666
3 -	48.725	119.8	1:06.071	39.484	112.8	2:34.280	85.57	5.158 09:45:23.946
4 -	47.755	121.1	1:04.959	39.368	111.4	2:32.082	86.81	2.960 09:47:56.028
5 -	47.334	120.2	1:04.996	38.719	111.8	2:31.049	(3) 87.40	1.927 09:50:27.077
6 -	46.847	122.0	1:03.936	38.741	111.4	2:29.524	(2) 88.29	0.402 09:52:56.601
7 -	46.884	121.1	1:04.013	38.225	112.9	2:29.122	(1) 88.53	09:55:25.723

Weather / Track : Cloudy / Dry

Silverstone GP
Circuit Length = 3.6673 miles
Start: 09:30 Flag 09:55 End: 09:58

MCRCB BULLETIN TK079

2013 MCE British Superbike Championship - Round 11

2013 Monster Energy British Motostar Championship

QUALIFYING 1 - SECTOR ANALYSIS

SECTOR 1 = FL to I1, SECTOR 2 = I1 to I2, SECTOR 3 = I2 to FL, DIFF = Difference To Personal Best Lap

P16 43		Arnie SHELTON		Honda - e3 motorsport					
LAP	SECTOR 1	SECTOR 2	SECTOR 3	LAP TIME	MPH	DIFF	TIME OF DAY		
1 -	OUTLAP	123.1	1:12.777	40.440	108.3		09:39:20.816		
2 -	50.771	117.7	1:10.117	IN PIT			09:42:07.813		
3 -	OUTLAP	122.0	1:08.959	40.733	110.3	5:56.287	37.05	3:26.972	09:48:04.100
4 -	47.966	121.5	1:06.458	39.129	113.5	2:33.553 (3)	85.97	4.238	09:50:37.653
5 -	46.450	122.0	1:05.495	38.710	113.7	2:30.655 (2)	87.63	1.340	09:53:08.308
6 -	46.442	122.9	1:04.216	38.657	113.3	2:29.315 (1)	88.41		09:55:37.623

P17 24		Daniel COSTILLA		Honda - Repli-Cast UK					
LAP	SECTOR 1	SECTOR 2	SECTOR 3	LAP TIME	MPH	DIFF	TIME OF DAY		
1 -	OUTLAP	123.5	1:10.481	40.959	111.8		09:32:48.017		
2 -	49.890	122.4	1:08.838	IN PIT			09:35:36.584		
3 -	OUTLAP	122.6	1:09.754	39.738	112.6	5:59.711	36.70	3:30.142	09:41:36.295
4 -	48.220	123.1	1:07.084	38.941	114.3	2:34.245	85.59	4.676	09:44:10.540
5 -	46.982	123.3	1:06.174	39.562	113.5	2:32.718	86.44	3.149	09:46:43.258
6 -	46.857	123.5	1:05.802	38.679	115.5	2:31.338	87.23	1.769	09:49:14.596
7 -	46.230	123.1	1:05.350	38.376	114.9	2:29.956 (2)	88.04	0.387	09:51:44.552
8 -	46.720	122.4	1:05.332	38.510	115.1	2:30.562 (3)	87.68	0.993	09:54:15.114
9 -	46.480	123.1	1:04.689	38.400	115.5	2:29.569 (1)	88.26		09:56:44.683

P18 72		Ricky TARREN		Honda - Cresswell Racing					
LAP	SECTOR 1	SECTOR 2	SECTOR 3	LAP TIME	MPH	DIFF	TIME OF DAY		
1 -	OUTLAP	118.9	1:09.905	39.813	110.5		09:33:04.792		
2 -	48.816	118.7	1:08.122	40.066	110.5	2:37.004	84.08	7.332	09:35:41.796
3 -	50.363	118.9	1:06.607	39.016	110.3	2:35.986	84.63	6.314	09:38:17.782
4 -	47.770	119.4	1:05.861	38.813	110.3	2:32.444	86.60	2.772	09:40:50.226
5 -	47.601	119.6	1:05.284	38.376	111.6	2:31.261	87.28	1.589	09:43:21.487
6 -	47.411	119.1	1:05.970	38.925	110.3	2:32.306	86.68	2.634	09:45:53.793
7 -	47.208	120.4	1:04.764	38.397	110.9	2:30.369	87.79	0.697	09:48:24.162
8 -	47.260	118.3	1:04.356	38.411	110.7	2:30.027 (3)	88.00	0.355	09:50:54.189
9 -	47.099	119.8	1:04.198	38.492	110.9	2:29.789 (2)	88.13	0.117	09:53:23.978
10 -	47.210	120.0	1:04.381	38.081	111.2	2:29.672 (1)	88.20		09:55:53.650

P19 22		Stephanie WADDELOW		Honda - SP125 / Flossy Racing					
LAP	SECTOR 1	SECTOR 2	SECTOR 3	LAP TIME	MPH	DIFF	TIME OF DAY		
1 -	OUTLAP	121.1	1:14.181	IN PIT			09:33:06.377		
2 -	OUTLAP	124.5	1:07.488	40.448	113.7	7:00.013	31.43	4:30.130	09:40:06.390
3 -	47.091	124.2	1:05.785	40.120	115.1	2:32.996	86.29	3.113	09:42:39.386
4 -	47.246	124.2	1:05.223	39.100	116.1	2:31.569	87.10	1.686	09:45:10.955
5 -	46.319	123.5	1:04.609	39.280	114.5	2:30.208 (3)	87.89	0.325	09:47:41.163
6 -	46.286	124.2	1:04.516	39.081	116.3	2:29.883 (1)	88.08		09:50:11.046
7 -	45.973	124.0	1:05.780	39.149	114.5	2:30.902	87.48	1.019	09:52:41.948
8 -	46.556	124.0	1:04.340	39.073	115.3	2:29.969 (2)	88.03	0.086	09:55:11.917

P20 13 M3		Sam BURMAN		Honda - WNT / Burman Racing					
LAP	SECTOR 1	SECTOR 2	SECTOR 3	LAP TIME	MPH	DIFF	TIME OF DAY		
1 -	OUTLAP	123.8	1:11.173	41.570	114.7		09:32:47.422		
2 -	49.866	125.6	1:07.577	39.967	114.5	2:37.410	83.87	6.948	09:35:24.832
3 -	49.364	125.6	1:06.102	39.280	114.9	2:34.746	85.31	4.284	09:37:59.578
4 -	47.855	125.9	1:05.457	39.183	115.1	2:32.495	86.57	2.033	09:40:32.073
5 -	48.214	125.2	1:05.446	38.763	115.7	2:32.423	86.61	1.961	09:43:04.496
6 -	47.507	125.9	1:05.704	38.806	115.9	2:32.017	86.84	1.555	09:45:36.513
7 -	47.794	125.6	1:05.434	38.905	115.5	2:32.133	86.78	1.671	09:48:08.646
8 -	47.437	124.5	1:05.339	38.678	116.8	2:31.454 (3)	87.17	0.992	09:50:40.100
9 -	46.981	125.9	1:05.599	38.193	117.0	2:30.773 (2)	87.56	0.311	09:53:10.873
10 -	46.733	126.3	1:05.167	38.562	116.6	2:30.462 (1)	87.74		09:55:41.335

Weather / Track : Cloudy / Dry

Silverstone GP

Circuit Length = 3.6673 miles

Start: 09:30 Flag 09:55 End: 09:58

MCRCB BULLETIN TK079

2013 MCE British Superbike Championship - Round 11

2013 Monster Energy British Motostar Championship

QUALIFYING 1 - SECTOR ANALYSIS

SECTOR 1 = FL to I1, SECTOR 2 = I1 to I2, SECTOR 3 = I2 to FL, DIFF = Difference To Personal Best Lap

P21 11		Joseph THOMAS		Honda - Moto UK Racing				
LAP		SECTOR 1	SECTOR 2	SECTOR 3	LAP TIME	MPH	DIFF	TIME OF DAY
1 -	OUTLAP	120.6	1:09.411	39.505	110.5			09:32:41.814
2 -	48.497	123.3	1:06.933	39.362	113.1	2:34.792	85.29	4.253 09:35:16.606
3 -	47.781	123.5	1:06.308	39.094	112.9	2:33.183	86.18	2.644 09:37:49.789
4 -	47.614	123.1	1:05.878	40.340	113.1	2:33.832	85.82	3.293 09:40:23.621
5 -	47.733	123.8	1:05.298	39.041	114.3	2:32.072 (3)	86.81	1.533 09:42:55.693
6 -	47.138	122.4	1:04.721	38.680	114.3	2:30.539 (1)	87.70	09:45:26.232
7 -	47.297	123.5	1:05.108	38.530	114.1	2:30.935 (2)	87.47	0.396 09:47:57.167
8 -	49.248	109.1	1:08.502	38.442	115.7	2:36.192	84.52	5.653 09:50:33.359
9 -	47.349	121.3	1:06.121	IN PIT		2:42.495 P	81.24	11.956 09:53:15.854

P22 64		Asher DURHAM		Seel Honda - Brindley Machinery / RFID Protect				
LAP		SECTOR 1	SECTOR 2	SECTOR 3	LAP TIME	MPH	DIFF	TIME OF DAY
1 -	OUTLAP	124.0	1:07.960	39.102	113.3			09:37:53.523
2 -	47.542	123.3	1:08.844	IN PIT		2:43.451 P	80.77	12.693 09:40:36.974
3 -	OUTLAP	125.9	1:06.499	38.750	115.9	4:52.783	45.09	2:22.025 09:45:29.757
4 -	46.827	126.3	1:06.201	38.874	115.3	2:31.902 (2)	86.91	1.144 09:48:01.659
5 -	46.471	125.4	1:05.616	38.671	117.0	2:30.758 (1)	87.57	09:50:32.417
6 -	46.551	125.2	1:06.280	IN PIT		2:37.003 P	84.09	6.245 09:53:09.420

P23 88		Lewis ROLLO		Honda - RCD Motorsport				
LAP		SECTOR 1	SECTOR 2	SECTOR 3	LAP TIME	MPH	DIFF	TIME OF DAY
1 -	OUTLAP	123.1	1:11.022	40.368	115.3			09:32:53.110
2 -	49.049	123.8	1:07.505	39.310	116.1	2:35.864	84.70	3.083 09:35:28.974
3 -	47.723	126.8	1:07.825	39.628	113.7	2:35.176	85.08	2.395 09:38:04.150
4 -	47.202	123.5	1:06.559	39.020	114.1	2:32.781 (1)	86.41	09:40:36.931
5 -	47.117	123.8	1:06.977	39.289	114.3	2:33.383 (3)	86.07	0.602 09:43:10.314
6 -	47.374	123.3	1:06.781	39.120	114.3	2:33.275 (2)	86.13	0.494 09:45:43.589
7 -	47.227	123.8	1:10.457	IN PIT		2:44.905 P	80.06	12.124 09:48:28.494
8 -	OUTLAP	124.7	1:05.576	38.994	113.9	4:37.180	47.63	2:04.399 09:53:05.674

P24 18		Paul DOBB		Honda - PDR				
LAP		SECTOR 1	SECTOR 2	SECTOR 3	LAP TIME	MPH	DIFF	TIME OF DAY
1 -	OUTLAP	117.9	1:10.317	40.887	113.3			09:32:48.418
2 -	49.727	123.8	1:08.962	40.525	112.2	2:39.214	82.92	4.681 09:35:27.632
3 -	48.999	121.5	1:08.380	40.261	113.9	2:37.640	83.75	3.107 09:38:05.272
4 -	48.662	123.5	1:08.084	40.904	109.4	2:37.650	83.74	3.117 09:40:42.922
5 -	49.053	122.6	1:07.277	39.747	112.4	2:36.077	84.58	1.544 09:43:18.999
6 -	48.072	120.6	1:08.060	39.209	114.3	2:35.341 (3)	84.98	0.808 09:45:54.340
7 -	47.987	122.9	1:06.847	39.699	112.4	2:34.533 (1)	85.43	09:48:28.873
8 -	48.902	120.9	1:07.673	39.814	110.9	2:36.389	84.42	1.856 09:51:05.262
9 -	48.448	120.4	1:07.375	40.195	111.0	2:36.018	84.62	1.485 09:53:41.280
10 -	48.204	121.3	1:06.850	39.893	111.6	2:34.947 (2)	85.20	0.414 09:56:16.227

P25 65		Josh OWENS		Honda - JPL / George Roberts				
LAP		SECTOR 1	SECTOR 2	SECTOR 3	LAP TIME	MPH	DIFF	TIME OF DAY
1 -	OUTLAP	115.1	1:13.957	41.855	110.3			09:34:05.585
2 -	50.213	118.5	1:10.228	40.651	110.1	2:41.092 (2)	81.95	4.721 09:36:46.677
3 -	OUTLAP	115.3	1:09.103	40.441	110.3	17:53.492	12.29	15:17.121 09:54:40.169
4 -	49.171	119.1	1:07.353	39.847	111.2	2:36.371 (1)	84.42	09:57:16.540

P26 79 M3		Chris TAYLOR		Honda - Elevator Bridle & Saddle Co / Coventry Ducati				
LAP		SECTOR 1	SECTOR 2	SECTOR 3	LAP TIME	MPH	DIFF	TIME OF DAY
1 -	OUTLAP	123.1	1:15.326	41.559	112.4			09:32:57.960
2 -	51.010	124.5	1:11.776	40.702	114.7	2:43.488	80.75	7.040 09:35:41.448
3 -	50.558	127.3	1:08.631	39.977	116.6	2:39.166	82.94	2.718 09:38:20.614
4 -	49.506	126.1	1:10.181	IN PIT		2:49.541 P	77.87	13.093 09:41:10.155
5 -	OUTLAP	126.1	1:12.599	41.126	115.5	3:38.190	60.50	1:01.742 09:44:48.345

Silverstone GP

Circuit Length = 3.6673 miles

Start: 09:30 Flag 09:55 End: 09:58

Weather / Track : Cloudy / Dry

MCRCB BULLETIN TK079

2013 MCE British Superbike Championship - Round 11

2013 Monster Energy British Motostar Championship

QUALIFYING 1 - SECTOR ANALYSIS

SECTOR 1 = FL to I1, SECTOR 2 = I1 to I2, SECTOR 3 = I2 to FL, DIFF = Difference To Personal Best Lap

6 -	50.073	126.1	1:09.180	40.788	114.7	2:40.041	82.49	3.593	09:47:28.386
7 -	49.298	126.8	1:08.545	41.114	116.1	2:38.957 (3)	83.05	2.509	09:50:07.343
8 -	48.700	127.0	1:08.294	40.320	116.8	2:37.314 (2)	83.92	0.866	09:52:44.657
9 -	48.741	124.2	1:07.936	39.771	115.5	2:36.448 (1)	84.38		09:55:21.105

P27 49		Nigel PALMER		Honda - QRG Motorcycles					
LAP	SECTOR 1	SECTOR 2	SECTOR 3	LAP TIME	MPH	DIFF	TIME OF DAY		
1 -	OUTLAP	106.1	1:16.232	44.020	106.5				09:33:11.790
2 -	51.160	112.2	1:10.882	42.666	107.9	2:44.708	80.15	6.886	09:35:56.498
3 -	50.154	113.1	1:11.651	42.702	107.6	2:44.507	80.25	6.685	09:38:41.005
4 -	49.715	113.5	1:09.680	41.204	107.8	2:40.599	82.20	2.777	09:41:21.604
5 -	49.880	113.1	1:09.393	41.565	108.3	2:40.838	82.08	3.016	09:44:02.442
6 -	50.477	112.4	1:08.883	41.640	109.0	2:41.000	82.00	3.178	09:46:43.442
7 -	49.623	114.3	1:08.665	40.745	108.7	2:39.033	83.01	1.211	09:49:22.475
8 -	48.840	112.7	1:08.402	40.899	108.1	2:38.141 (2)	83.48	0.319	09:52:00.616
9 -	49.506	112.9	1:08.027	40.843	108.3	2:38.376 (3)	83.36	0.554	09:54:38.992
10 -	49.143	112.4	1:08.083	40.596	110.1	2:37.822 (1)	83.65		09:57:16.814

P28 7		Jamie ASHBY		Honda - JPA Racing					
LAP	SECTOR 1	SECTOR 2	SECTOR 3	LAP TIME	MPH	DIFF	TIME OF DAY		
1 -	OUTLAP	118.7	1:23.211	IN PIT					09:34:28.824
2 -	OUTLAP	121.3	1:17.342	43.535	109.9	6:39.860	33.01	4:01.539	09:41:08.684
3 -	51.614	121.7	1:14.560	43.063	110.3	2:49.237	78.01	10.916	09:43:57.921
4 -	51.396	119.8	1:12.278	41.544	111.2	2:45.218	79.90	6.897	09:46:43.139
5 -	49.595	123.1	1:11.506	40.905	113.1	2:42.006 (3)	81.49	3.685	09:49:25.145
6 -	49.635	122.4	1:11.240	41.257	111.4	2:42.132	81.42	3.811	09:52:07.277
7 -	49.612	121.3	1:10.449	40.635	114.7	2:40.696 (2)	82.15	2.375	09:54:47.973
8 -	49.104	125.2	1:09.035	40.182	113.1	2:38.321 (1)	83.39		09:57:26.294

P29 4		Louis VALLELEY		Honda - Cresswell Racing					
LAP	SECTOR 1	SECTOR 2	SECTOR 3	LAP TIME	MPH	DIFF	TIME OF DAY		
1 -	OUTLAP	106.6	1:25.594	IN PIT					09:33:27.594
2 -	OUTLAP	116.7	1:13.916	41.633	108.8	5:55.255	37.16	3:16.280	09:39:22.849
3 -	51.379	116.9	1:11.834	41.668	108.3	2:44.881	80.07	5.906	09:42:07.730
4 -	50.179	118.1	1:10.397	41.088	109.7	2:41.664 (3)	81.66	2.689	09:44:49.394
5 -	49.607	119.1	1:09.446	40.771	110.1	2:39.824 (2)	82.60	0.849	09:47:29.218
6 -	49.097	118.9	1:08.618	41.260	109.6	2:38.975 (1)	83.04		09:50:08.193
7 -	48.844	117.7	1:09.951	IN PIT		2:52.165	P	13.190	09:53:00.358
8 -	OUTLAP	113.3	1:10.131	41.453	111.4	3:32.288	62.19	53.313	09:56:32.646

P30 47		Jake ARCHER		Honda - Jake Archer Racing					
LAP	SECTOR 1	SECTOR 2	SECTOR 3	LAP TIME	MPH	DIFF	TIME OF DAY		
1 -	OUTLAP	118.3	1:14.954	42.222	108.7				09:32:59.841
2 -	50.815	118.5	1:12.252	41.736	108.3	2:44.803	80.11	5.446	09:35:44.644
3 -	51.289	117.9	1:12.534	IN PIT		2:56.213	P	16.856	09:38:40.857
4 -	OUTLAP	117.7	1:12.326	41.854	110.3	8:05.269	27.20	5:25.912	09:46:46.126
5 -	49.984	118.9	1:09.950	40.865	112.0	2:40.799	82.10	1.442	09:49:26.925
6 -	49.224	119.4	1:10.083	41.304	112.8	2:40.611 (3)	82.20	1.254	09:52:07.536
7 -	49.497	120.0	1:09.712	40.963	112.6	2:40.172 (2)	82.42	0.815	09:54:47.708
8 -	49.269	119.4	1:09.614	40.474	114.1	2:39.357 (1)	82.84		09:57:27.065

Weather / Track : Cloudy / Dry

Results can be found at www.tsl-timing.com

Page 6 of 6

Silverstone GP
Circuit Length = 3.6673 miles
Start: 09:30 Flag 09:55 End: 09:58

Printed - 09:59 Saturday, 05 October 2013

MCRCB BULLETIN TK080**2013 MCE British Superbike Championship - Round 11****2013 Monster Energy British Motostar Championship****QUALIFYING 1 - BEST SPEEDS**

POS	SECTOR 1			SECTOR 2			FINISH LINE		
	NO	NAME	MPH	NO	NAME	MPH	NO	NAME	MPH
1	195	Jules DANILO	131.8				95	Tarran MACKENZIE	122.0
2	17	Tom CARNE	130.5				195	Jules DANILO	121.1
3	40	Joe FRANCIS	130.5				3	Taz TAYLOR	120.6
4	67	Andy REID	130.5				66	Joe IRVING	120.4
5	95	Tarran MACKENZIE	130.5				17	Tom CARNE	119.1
6	66	Joe IRVING	130.0				67	Andy REID	119.1
7	3	Taz TAYLOR	129.5				34	Jordan WEAIVING	117.8
8	34	Jordan WEAIVING	129.0				40	Joe FRANCIS	117.8
9	79	Chris TAYLOR	127.3				42	James HOBSON	117.4
10	88	Lewis ROLLO	126.8				13	Sam BURMAN	117.0
11	13	Sam BURMAN	126.3				64	Asher DURHAM	117.0
12	64	Asher DURHAM	126.3				10	Peter SUTHERLAND	116.8
13	36	Jayson URIBE	125.9				79	Chris TAYLOR	116.8
14	42	James HOBSON	125.6				22	Stephanie WADDELOW	116.3
15	41	Milo WARD	125.4				88	Lewis ROLLO	116.1
16	7	Jamie ASHBY	125.2				11	Joseph THOMAS	115.7
17	12	Edward RENDELL	125.2				12	Edward RENDELL	115.7
18	10	Peter SUTHERLAND	124.7				24	Daniel COSTILLA	115.5
19	22	Stephanie WADDELOW	124.5				44	Jake BAYFORD	115.3
20	11	Joseph THOMAS	123.8				36	Jayson URIBE	115.1
21	18	Paul DOBB	123.8				41	Milo WARD	115.1
22	24	Daniel COSTILLA	123.5				7	Jamie ASHBY	114.7
23	44	Jake BAYFORD	123.5				18	Paul DOBB	114.3
24	43	Arnie SHELTON	123.1				47	Jake ARCHER	114.1
25	35	Elliot LODGE	122.0				43	Arnie SHELTON	113.7
26	72	Ricky TARREN	120.4				35	Elliot LODGE	112.9
27	47	Jake ARCHER	120.0				72	Ricky TARREN	111.6
28	4	Louis VALLELEY	119.1				4	Louis VALLELEY	111.4
29	65	Josh OWENS	119.1				65	Josh OWENS	111.2
30	49	Nigel PALMER	114.3				49	Nigel PALMER	110.1
31	77	Jason VERNON	103.7						

Weather / Track : Cloudy / Dry

Results can be found at www.tsl-timing.com

Silverstone GP

Circuit Length = 3.6673 miles

Start: 09:30 Flag 09:55 End: 09:58

Printed - 09:59 Saturday, 05 October 2013

MCRCB BULLETIN TK081

2013 MCE British Superbike Championship - Round 11

2013 Monster Energy British Motostar Championship

QUALIFYING 1 - BEST SECTORS

SECTOR 1			SECTOR 2			SECTOR 3			IDEAL / BEST COMPARISON						
POS	NO	NAME	TIME	NO	NAME	TIME	NO	NAME	TIME	POS	NO	NAME	IDEAL	BEST	DIFF
1	67	REID	43.840	67	REID	1:00.817	67	REID	35.950				PERFECT LAP	2:20.607	
2	40	FRANCIS	44.053	40	FRANCIS	1:01.102	95	MACKENZIE	36.161	1	67	REID	2:20.607	2:20.938	0.331
3	95	MACKENZIE	44.191	195	DANILO	1:01.246	195	DANILO	36.193	2	95	MACKENZIE	2:21.643	2:21.655	0.012
4	195	DANILO	44.300	95	MACKENZIE	1:01.291	66	IRVING	36.250	3	40	FRANCIS	2:21.657	2:21.657	0.000
5	66	IRVING	44.323	66	IRVING	1:01.847	40	FRANCIS	36.502	4	195	DANILO	2:21.739	2:21.763	0.024
6	34	WEAVING	44.468	12	RENDELL	1:02.050	17	CARNE	36.701	5	66	IRVING	2:22.420	2:22.828	0.408
7	17	CARNE	44.979	34	WEAVING	1:02.076	12	RENDELL	36.874	6	34	WEAVING	2:23.486	2:23.607	0.121
8	10	SUTHERLAND	45.047	17	CARNE	1:02.109	34	WEAVING	36.942	7	17	CARNE	2:23.789	2:24.245	0.456
9	12	RENDELL	45.174	10	SUTHERLAND	1:02.822	10	SUTHERLAND	37.203	8	12	RENDELL	2:24.098	2:24.147	0.049
10	3	TAYLOR	45.393	3	TAYLOR	1:03.464	3	TAYLOR	37.419	9	10	SUTHERLAND	2:25.072	2:25.527	0.455
11	22	WADDELOW	45.973	42	HOBSON	1:03.682	42	HOBSON	37.624	10	3	TAYLOR	2:26.276	2:26.819	0.543
12	42	HOBSON	45.979	41	WARD	1:03.836	36	URIBE	37.998	11	42	HOBSON	2:27.285	2:27.285	0.000
13	24	COSTILLA	46.230	35	LODGE	1:03.936	72	TARREN	38.081	12	41	WARD	2:28.635	2:28.779	0.144
14	41	WARD	46.306	72	TARREN	1:04.198	13	BURMAN	38.193	13	36	URIBE	2:28.814	2:28.814	0.000
15	36	URIBE	46.383	43	SHELTON	1:04.216	35	LODGE	38.225	14	35	LODGE	2:29.008	2:29.122	0.114
16	43	SHELTON	46.442	44	BAYFORD	1:04.226	44	BAYFORD	38.293	15	44	BAYFORD	2:29.016	2:29.016	0.000
17	64	DURHAM	46.471	22	WADDELOW	1:04.340	24	COSTILLA	38.376	16	24	COSTILLA	2:29.295	2:29.569	0.274
18	44	BAYFORD	46.497	36	URIBE	1:04.433	11	THOMAS	38.442	17	43	SHELTON	2:29.315	2:29.315	0.000
19	13	BURMAN	46.733	24	COSTILLA	1:04.689	41	WARD	38.493	18	72	TARREN	2:29.378	2:29.672	0.294
20	35	LODGE	46.847	11	THOMAS	1:04.721	43	SHELTON	38.657	19	22	WADDELOW	2:29.386	2:29.883	0.497
21	72	TARREN	47.099	13	BURMAN	1:05.167	64	DURHAM	38.671	20	13	BURMAN	2:30.093	2:30.462	0.369
22	88	ROLLO	47.117	88	ROLLO	1:05.576	88	ROLLO	38.994	21	11	THOMAS	2:30.301	2:30.539	0.238
23	11	THOMAS	47.138	64	DURHAM	1:05.616	22	WADDELOW	39.073	22	64	DURHAM	2:30.758	2:30.758	0.000
24	18	DOBB	47.987	18	DOBB	1:06.847	18	DOBB	39.209	23	88	ROLLO	2:31.687	2:32.781	1.094
25	79	TAYLOR	48.700	65	OWENS	1:07.353	79	TAYLOR	39.771	24	18	DOBB	2:34.043	2:34.533	0.490
26	49	PALMER	48.840	79	TAYLOR	1:07.936	65	OWENS	39.847	25	65	OWENS	2:36.371	2:36.371	0.000
27	4	VALLELEY	48.844	49	PALMER	1:08.027	7	ASHBY	40.182	26	79	TAYLOR	2:36.407	2:36.448	0.041
28	7	ASHBY	49.104	4	VALLELEY	1:08.618	47	ARCHER	40.474	27	49	PALMER	2:37.463	2:37.822	0.359
29	65	OWENS	49.171	7	ASHBY	1:09.035	49	PALMER	40.596	28	4	VALLELEY	2:38.233	2:38.975	0.742
30	47	ARCHER	49.224	47	ARCHER	1:09.614	4	VALLELEY	40.771	29	7	ASHBY	2:38.321	2:38.321	0.000
31										30	47	ARCHER	2:39.312	2:39.357	0.045

Weather / Track : Cloudy / Dry

Results can be found at www.tsl-timing.com

Silverstone GP

Circuit Length = 3.6673 miles

Start: 09:30 Flag 09:55 End: 09:58

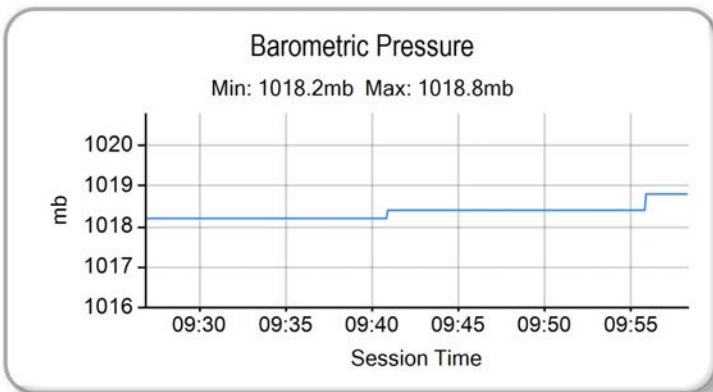
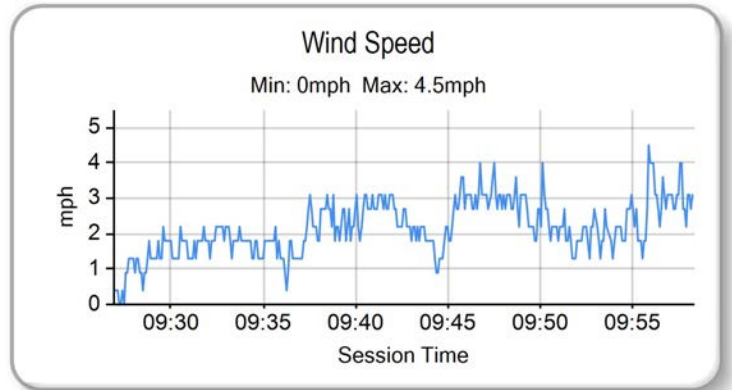
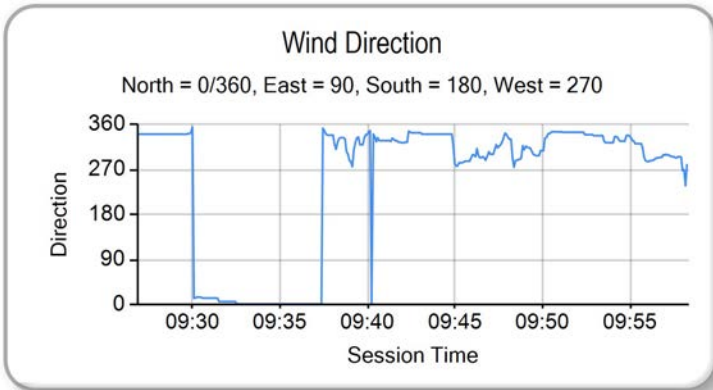
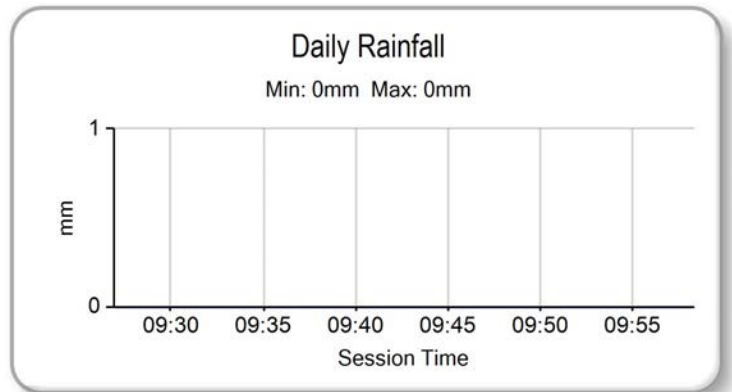
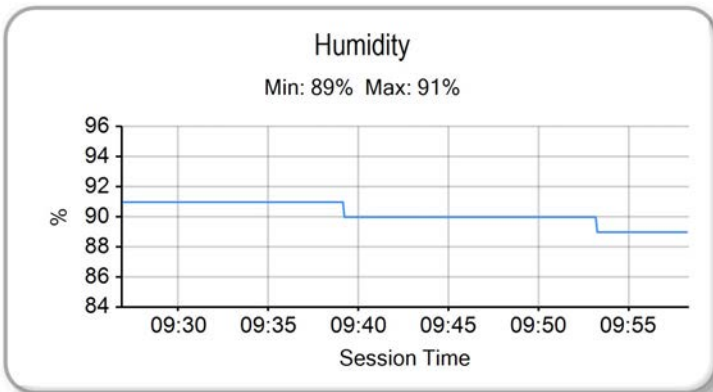
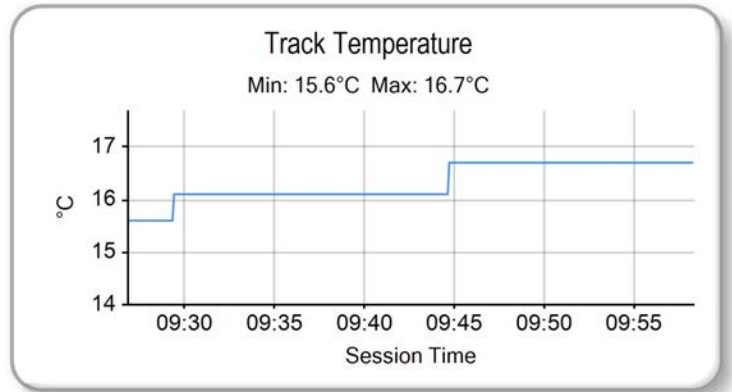
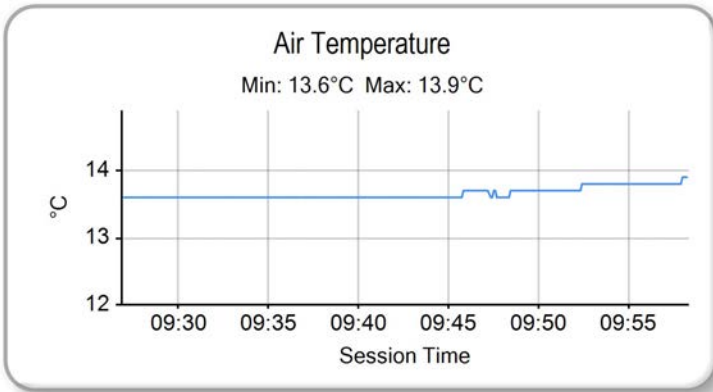
Printed - 10:00 Saturday, 05 October 2013

MCRCB BULLETIN TK082

2013 MCE British Superbike Championship - Round 11

2013 Monster Energy British Motostar Championship

QUALIFYING 1 - WEATHER CONDITIONS



Weather / Track : Cloudy / Dry

Results can be found at www.tsl-timing.com

Silverstone GP
Circuit Length = 3.6673 miles
Start: 09:30 Flag 09:55 End: 09:58

Printed - 10:00 Saturday, 05 October 2013

QUALIFYING - COMBINED CLASSIFICATION



POS	NO	CL	PIC NAME	ENTRY	FIRST		SECOND		GAP	DIFF
					TIME	LAPS	TIME	LAPS		
1	67		1 Andy REID	Honda - RS Racing	2:20.938	8	2:19.272	10		
2	195	M3	1 Jules DANILO	Kalex KTM - Cygnet Racing / Furygan	2:21.763	9	2:19.742	11	0.470	0.470
3	66	M3	2 Joe IRVING	KTM - RS Racing / The Toad and Tatie Pub	2:22.828	8	2:20.047	11	0.775	0.305
4	95	M3	3 Tarran MACKENZIE	KTM - Redline KTM	2:21.655	10	2:20.653	10	1.381	0.606
5	34	M3	4 Jordan WEAVING	KTM - Jordan Racing / Burkert	2:23.607	7	2:21.290	11	2.018	0.637
6	40	M3	5 Joe FRANCIS	Honda - Team WD40	2:21.657	7		4	2.385	0.367
7	17		2 Tom CARNE	Honda - TC Racing / SP125 racing	2:24.245	7	2:22.071	10	2.799	0.414
8	12		3 Edward RENDELL	Honda - Banks Racing	2:24.147	10	2:22.206	7	2.934	0.135
9	10		4 Peter SUTHERLAND	Aprilia - Kinpac Racing / Floorcoat UK	2:25.527	9	2:23.859	10	4.587	1.653
10	36		5 Jayson URIBE	Honda - Rock and Sons Racing	2:28.814	8	2:24.552	11	5.280	0.693
11	43		6 Arnie SHELTON	Honda - e3 motorsport	2:29.315	6	2:24.868	9	5.596	0.316
12	41		7 Milo WARD	Luyten Honda - FPW Racing	2:28.779	10	2:24.948	11	5.676	0.080
13	3		8 Taz TAYLOR	Luyten Honda - FPW Racing	2:26.819	10	2:25.305	11	6.033	0.357
14	42	M3	6 James HOBSON	Honda - Two 4 Motorsport	2:27.285	9	2:26.298	10	7.026	0.993
15	11		9 Joseph THOMAS	Honda - Moto UK Racing	2:30.539	9	2:26.336	10	7.064	0.038
16	35		10 Elliot LODGE	Honda - SP125 / SpikeRacing	2:29.122	7	2:26.770	9	7.498	0.434
17	24		11 Daniel COSTILLA	Honda - Repli-Cast UK	2:29.569	9	2:26.933	11	7.661	0.163
18	44		12 Jake BAYFORD	Honda - j4ke.com	2:29.016	10	2:28.056	10	8.784	1.123
19	22		13 Stephanie WADDELOW	Honda - SP125 / Flossy Racing	2:29.883	8	2:28.135	10	8.863	0.079
20	64		14 Asher DURHAM	Seel Honda - Brindley Machinery / RFID Protect	2:30.758	6	2:28.191	10	8.919	0.056
21	13	M3	7 Sam BURMAN	Honda - WNT / Burman Racing	2:30.462	10	2:28.301	11	9.029	0.110
22	65		15 Josh OWENS	Honda - JPL / George Roberts	2:36.371	4	2:28.695	10	9.423	0.394
23	72		16 Ricky TARREN	Honda - Cresswell Racing	2:29.672	10	2:29.376	10	10.104	0.681
24	79	M3	8 Chris TAYLOR	Honda - Elevator Bridle & Saddle Co / Coventry Ducati	2:36.448	9	2:31.630	10	12.358	2.254
25	18		17 Paul DOBB	Honda - PDR	2:34.533	10	2:32.653	9	13.381	1.023
26	88		18 Lewis ROLLO	Honda - RCD Motorsport	2:32.781	8		1	13.509	0.128
27	77		19 Jason VERNON	Honda - SGR Racing		0	2:32.829	4	13.557	0.048
28	4		20 Louis VALLELEY	Honda - Cresswell Racing	2:38.975	8	2:33.788	9	14.516	0.959
29	49		21 Nigel PALMER	Honda - QRG Motorcycles	2:37.822	10	2:34.794	10	15.522	1.006
30	7		22 Jamie ASHBY	Honda - JPA Racing	2:38.321	8	2:35.768	10	16.496	0.974
31	47		23 Jake ARCHER	Honda - Jake Archer Racing	2:39.357	8	2:37.884	10	18.612	2.116

Weather / Track : Cloudy / Dry

These results are provisional until the conclusion of any judicial and technical matters.

Silverstone GP

Circuit Length = 3.6673 miles

Start: 14:00 Flag 14:25 End: 14:28

Race Director :

Stewards :

Timekeeper :

Results can be found at www.britishsuperbike.com

Printed - 14:28 Saturday, 05 October 2013

QUALIFYING 2 - CLASSIFICATION



POS	NO	CL	PIC NAME	ENTRY	TIME	ON	LAPS	GAP	DIFF	MPH
1	67		1 Andy REID	Honda - RS Racing	2:19.272	8	10			94.79
2	195	M3	1 Jules DANILO	Kalex KTM - Cygnet Racing / Furygan	2:19.742	11	11	0.470	0.470	94.47
3	66	M3	2 Joe IRVING	KTM - RS Racing / The Toad and Tatie Pub	2:20.047	4	11	0.775	0.305	94.27
4	95	M3	3 Tarran MACKENZIE	KTM - Redline KTM	2:20.653	7	10	1.381	0.606	93.86
5	34	M3	4 Jordan WEAVING	KTM - Jordan Racing / Burkert	2:21.290	11	11	2.018	0.637	93.44
6	17		2 Tom CARNE	Honda - TC Racing / SP125 racing	2:22.071	2	10	2.799	0.781	92.92
7	12		3 Edward RENDELL	Honda - Banks Racing	2:22.206	7	7	2.934	0.135	92.83
8	10		4 Peter SUTHERLAND	Aprilia - Kinpac Racing / Floorcoat UK	2:23.859	5	10	4.587	1.653	91.77
9	36		5 Jayson URIBE	Honda - Rock and Sons Racing	2:24.552	10	11	5.280	0.693	91.33
10	43		6 Arnie SHELTON	Honda - e3 motorsport	2:24.868	7	9	5.596	0.316	91.13
11	41		7 Milo WARD	Luyten Honda - FPW Racing	2:24.948	7	11	5.676	0.080	91.08
12	3		8 Taz TAYLOR	Luyten Honda - FPW Racing	2:25.305	11	11	6.033	0.357	90.85
13	42	M3	5 James HOBSON	Honda - Two 4 Motorsport	2:26.298	10	10	7.026	0.993	90.24
14	11		9 Joseph THOMAS	Honda - Moto UK Racing	2:26.336	6	10	7.064	0.038	90.21
15	35		10 Elliot LODGE	Honda - SP125 / SpikeRacing	2:26.770	5	9	7.498	0.434	89.95
16	24		11 Daniel COSTILLA	Honda - Repli-Cast UK	2:26.933	8	11	7.661	0.163	89.85
17	44		12 Jake BAYFORD	Honda - j4ke.com	2:28.056	8	10	8.784	1.123	89.17
18	22		13 Stephanie WADDELOW	Honda - SP125 / Flossy Racing	2:28.135	7	10	8.863	0.079	89.12
19	64		14 Asher DURHAM	Seel Honda - Brindley Machinery / RFID Protect	2:28.191	4	10	8.919	0.056	89.09
20	13	M3	6 Sam BURMAN	Honda - WNT / Burman Racing	2:28.301	3	11	9.029	0.110	89.02
21	65		15 Josh OWENS	Honda - JPL / George Roberts	2:28.695	9	10	9.423	0.394	88.78
22	72		16 Ricky TARREN	Honda - Cresswell Racing	2:29.376	3	10	10.104	0.681	88.38
23	79	M3	7 Chris TAYLOR	Honda - Elevator Bridle & Saddle Co / Coventry Ducati	2:31.630	8	10	12.358	2.254	87.06
24	18		17 Paul DOBB	Honda - PDR	2:32.653	4	9	13.381	1.023	86.48
25	77		18 Jason VERNON	Honda - SGR Racing	2:32.829	4	4	13.557	0.176	86.38
26	4		19 Louis VALLELEY	Honda - Cresswell Racing	2:33.788	9	9	14.516	0.959	85.84
27	49		20 Nigel PALMER	Honda - QRG Motorcycles	2:34.794	7	10	15.522	1.006	85.29
28	7		21 Jamie ASHBY	Honda - JPA Racing	2:35.768	10	10	16.496	0.974	84.75
29	47		22 Jake ARCHER	Honda - Jake Archer Racing	2:37.884	6	10	18.612	2.116	83.62
30	40	M3	8 Joe FRANCIS	Honda - Team WD40			4			
31	88		23 Lewis ROLLO	Honda - RCD Motorsport			1			

Weather / Track : Cloudy / Dry

These results are provisional until the conclusion of any judicial and technical matters.

Silverstone GP

Circuit Length = 3.6673 miles

Start: 14:00 Flag 14:25 End: 14:28

Race Director :	Stewards :	Timekeeper :
-----------------	------------	--------------

Results can be found at www.britishsuperbike.com

Printed - 14:30 Saturday, 05 October 2013

MCRCB BULLETIN TK117

2013 MCE British Superbike Championship - Round 11

2013 Monster Energy British Motostar Championship

QUALIFYING 2 - SECTOR ANALYSIS

SECTOR 1 = FL to I1, SECTOR 2 = I1 to I2, SECTOR 3 = I2 to FL, DIFF = Difference To Personal Best Lap

P1 67		Andy REID		Honda - RS Racing				
LAP	SECTOR 1	SECTOR 2	SECTOR 3	LAP TIME	MPH	DIFF	TIME OF DAY	
1 -		125.4	1:02.543	37.219	117.2		14:02:26.764	
2 -	44.437	126.1	1:00.768	36.051	118.9	2:21.256	93.46 1.984 14:04:48.020	
3 -	43.858	126.8	1:00.712	36.256	121.3	2:20.826	93.74 1.554 14:07:08.846	
4 -	43.858	131.3	1:00.680	35.762	119.3	2:20.300 (2)	94.10 1.028 14:09:29.146	
5 -	44.121	126.1	1:00.864	35.918	118.4	2:20.903	93.69 1.631 14:11:50.049	
6 -	43.994	125.4	1:00.656	35.984	118.4	2:20.634 (3)	93.87 1.362 14:14:10.683	
7 -	45.374	127.3	1:00.262	36.787	120.0	2:22.423	92.69 3.151 14:16:33.106	
8 -	43.620	127.8	59.996	35.656	119.3	2:19.272 (1)	94.79 11.947 14:18:52.378	
9 -	47.028	128.0	1:02.967	IN PIT		2:31.219 P	87.30 14:21:23.597	
10 -	OUTLAP	126.6	1:01.097	35.881	117.6	4:00.705	54.84 1:41.433 14:25:24.302	

P2 195 M3		Jules DANILO		Kalex KTM - Cygnet Racing / Furygan				
LAP	SECTOR 1	SECTOR 2	SECTOR 3	LAP TIME	MPH	DIFF	TIME OF DAY	
1 -	OUTLAP	132.8	1:02.512	36.601	120.6		14:02:28.449	
2 -	44.167	132.3	1:00.518	35.648	122.2	2:20.333	94.07 0.591 14:04:48.782	
3 -	43.553	133.1	1:00.807	35.758	122.4	2:20.118	94.22 0.376 14:07:08.900	
4 -	43.708	132.1	1:01.392	36.062	121.7	2:21.162	93.52 1.420 14:09:30.062	
5 -	43.685	132.8	1:04.519	36.172	121.7	2:24.376	91.44 4.634 14:11:54.438	
6 -	43.992	130.8	1:00.795	37.301	121.7	2:22.088	92.91 2.346 14:14:16.526	
7 -	43.830	130.5	1:00.462	35.771	121.3	2:20.063 (3)	94.26 0.321 14:16:36.589	
8 -	43.658	130.3	1:00.535	35.713	121.3	2:19.906 (2)	94.36 0.164 14:18:56.495	
9 -	43.790	131.5	1:03.198	41.574	119.7	2:28.562	88.86 8.820 14:21:25.057	
10 -	43.559	130.5	1:00.959	36.119	120.6	2:20.637	93.87 0.895 14:23:45.694	
11 -	43.524	132.1	1:00.203	36.015	120.0	2:19.742 (1)	94.47 14:26:05.436	

P3 66 M3		Joe IRVING		KTM - RS Racing / The Toad and Tatle Pub				
LAP	SECTOR 1	SECTOR 2	SECTOR 3	LAP TIME	MPH	DIFF	TIME OF DAY	
1 -	OUTLAP	130.0	1:02.732	37.153	119.5		14:02:26.845	
2 -	44.472	130.5	1:01.116	35.838	121.3	2:21.426	93.35 1.379 14:04:48.271	
3 -	43.978	131.8	1:00.566	35.883	121.1	2:20.427	94.01 0.380 14:07:08.698	
4 -	43.729	129.8	1:00.401	35.917	118.9	2:20.047 (1)	94.27 14:09:28.745	
5 -	44.578	126.8	1:01.021	36.309	121.3	2:21.908	93.03 1.861 14:11:50.653	
6 -	43.756	130.3	1:01.023	36.077	122.0	2:20.856	93.72 0.809 14:14:11.509	
7 -	44.029	128.3	1:00.621	35.998	120.2	2:20.648	93.86 0.601 14:16:32.157	
8 -	44.018	128.8	1:00.459	35.781	122.9	2:20.258 (3)	94.12 0.211 14:18:52.415	
9 -	46.970	126.8	1:04.244	39.080	116.8	2:30.294	87.84 10.247 14:21:22.709	
10 -	46.201	129.3	1:01.040	36.001	122.4	2:23.242	92.16 3.195 14:23:45.951	
11 -	43.914	131.8	1:00.476	35.710	121.1	2:20.100 (2)	94.23 0.053 14:26:06.051	

P4 95 M3		Tarran MACKENZIE		KTM - Redline KTM				
LAP	SECTOR 1	SECTOR 2	SECTOR 3	LAP TIME	MPH	DIFF	TIME OF DAY	
1 -	OUTLAP	127.0	1:04.264	37.981	120.0		14:03:21.584	
2 -	44.745	128.5	1:01.586	37.036	120.8	2:23.367	92.08 2.714 14:05:44.951	
3 -	43.989	130.0	1:00.882	36.249	121.7	2:21.120	93.55 0.467 14:08:06.071	
4 -	44.176	129.3	1:00.686	36.009	121.3	2:20.871 (3)	93.71 0.218 14:10:26.942	
5 -	44.110	129.3	1:01.536	36.087	122.0	2:21.733	93.14 1.080 14:12:48.675	
6 -	44.627	127.3	1:00.889	36.364	121.1	2:21.880	93.05 1.227 14:15:10.555	
7 -	43.901	128.8	1:00.747	36.005	121.7	2:20.653 (1)	93.86 14:17:31.208	
8 -	49.352	74.0	1:25.719	37.269	120.6	2:52.340	76.60 31.687 14:20:23.548	
9 -	43.910	127.5	1:03.286	36.141	120.0	2:23.337	92.10 2.684 14:22:46.885	
10 -	43.759	128.0	1:01.053	35.934	120.6	2:20.746 (2)	93.80 0.093 14:25:07.631	

P5 34 M3		Jordan WEAVING		KTM - Jordan Racing / Burkert				
LAP	SECTOR 1	SECTOR 2	SECTOR 3	LAP TIME	MPH	DIFF	TIME OF DAY	
1 -	OUTLAP	121.7	1:04.816	37.324	119.7		14:03:00.039	
2 -	45.186	128.8	1:02.854	37.616	120.2	2:25.656	90.64 4.366 14:05:25.695	
3 -	44.917	128.8	1:02.019	36.787	120.4	2:23.723	91.86 2.433 14:07:49.418	
4 -	45.030	128.0	1:04.208	37.118	119.7	2:26.356	90.20 5.066 14:10:15.774	

Silverstone GP

Circuit Length = 3.6673 miles

Start: 14:00 Flag 14:25 End: 14:28

Weather / Track : Cloudy / Dry

MCRCB BULLETIN TK117

2013 MCE British Superbike Championship - Round 11

2013 Monster Energy British Motostar Championship

QUALIFYING 2 - SECTOR ANALYSIS

SECTOR 1 = FL to I1, SECTOR 2 = I1 to I2, SECTOR 3 = I2 to FL, DIFF = Difference To Personal Best Lap

5 -	44.595	127.5	1:01.548	37.195	120.6	2:23.338	92.10	2.048	14:12:39.112
6 -	44.447	127.5	1:01.518	36.327	122.2	2:22.292	92.78	1.002	14:15:01.404
7 -	44.152	127.5	1:01.226	36.462	120.6	2:21.840 (3)	93.07	0.550	14:17:23.244
8 -	45.988	125.6	1:02.573	36.634	119.3	2:25.195	90.92	3.905	14:19:48.439
9 -	44.246	126.8	1:01.824	36.521	118.9	2:22.591	92.58	1.301	14:22:11.030
10 -	44.096	127.5	1:01.246	36.296	120.8	2:21.638 (2)	93.21	0.348	14:24:32.668
11 -	43.720	133.4	1:01.138	36.432	118.2	2:21.290 (1)	93.44		14:26:53.958

P6		17		Tom CARNE		Honda - TC Racing / SP125 racing				
LAP	SECTOR 1		SECTOR 2		SECTOR 3		LAP TIME	MPH	DIFF	TIME OF DAY
1 -		128.8	1:03.835	36.927	119.3					14:02:29.353
2 -		44.005	130.5	1:01.286	36.780	118.7	2:22.071 (1)	92.92		14:04:51.424
3 -		44.206	129.3	1:01.680	36.575	119.5	2:22.461 (2)	92.67	0.390	14:07:13.885
4 -		44.560	128.0	1:01.454	36.538	118.9	2:22.552 (3)	92.61	0.481	14:09:36.437
5 -		45.670	126.3	1:02.978	37.773	118.7	2:26.421	90.16	4.350	14:12:02.858
6 -		45.429	127.3	1:02.732	IN PIT		2:33.462 P	86.03	11.391	14:14:36.320
7 -	OUTLAP	125.4	1:03.216	36.831	119.1		3:41.701	59.55	1:19.630	14:18:18.021
8 -		45.056	127.3	1:02.384	37.431	119.3	2:24.871	91.13	2.800	14:20:42.892
9 -		46.222	126.8	1:02.107	37.154	117.4	2:25.483	90.74	3.412	14:23:08.375
10 -		44.644	128.0	1:02.098	36.881	118.2	2:23.623	91.92	1.552	14:25:31.998

P7		12		Edward RENDELL		Honda - Banks Racing				
LAP	SECTOR 1		SECTOR 2		SECTOR 3		LAP TIME	MPH	DIFF	TIME OF DAY
1 -	OUTLAP	120.4	1:04.141	36.985	116.3					14:02:52.240
2 -		45.829	122.4	1:02.070	36.843	115.7	2:24.742	91.21	2.536	14:05:16.982
3 -		44.631	124.2	1:01.389	36.561	118.4	2:22.581 (2)	92.59	0.375	14:07:39.563
4 -		45.341	124.2	1:01.335	36.460	116.8	2:23.136 (3)	92.23	0.930	14:10:02.699
5 -		44.579	123.8	1:01.319	IN PIT		2:28.134 P	89.12	5.928	14:12:30.833
6 -	OUTLAP	120.9	1:02.366	36.799	115.1		5:19.068	41.37	2:56.862	14:17:49.901
7 -		44.574	123.1	1:01.192	36.440	116.6	2:22.206 (1)	92.83		14:20:12.107

P8		10		Peter SUTHERLAND		Aprilia - Kinpac Racing / Floorcoat UK				
LAP	SECTOR 1		SECTOR 2		SECTOR 3		LAP TIME	MPH	DIFF	TIME OF DAY
1 -	OUTLAP	124.9	1:04.170	38.203	112.0					14:02:33.273
2 -		45.520	125.6	1:02.965	37.106	115.9	2:25.591	90.68	1.732	14:04:58.864
3 -		45.228	123.5	1:02.602	37.190	115.3	2:25.020	91.03	1.161	14:07:23.884
4 -		45.526	122.2	1:02.218	37.044	115.7	2:24.788	91.18	0.929	14:09:48.672
5 -		44.946	122.2	1:02.027	36.886	115.7	2:23.859 (1)	91.77		14:12:12.531
6 -		45.666	120.2	1:04.616	IN PIT		2:35.003 P	85.17	11.144	14:14:47.534
7 -	OUTLAP	109.4	1:04.324	36.919	116.8		5:01.960	43.72	2:38.101	14:19:49.494
8 -		44.717	122.6	1:02.278	37.232	114.5	2:24.227 (2)	91.53	0.368	14:22:13.721
9 -		44.757	122.4	1:04.346	37.659	113.9	2:26.762	89.95	2.903	14:24:40.483
10 -		44.875	123.8	1:02.415	37.227	114.5	2:24.517 (3)	91.35	0.658	14:27:05.000

P9		36		Jayson URIBE		Honda - Rock and Sons Racing				
LAP	SECTOR 1		SECTOR 2		SECTOR 3		LAP TIME	MPH	DIFF	TIME OF DAY
1 -	OUTLAP	127.8	1:05.588	37.710	117.6					14:02:34.895
2 -		46.141	125.6	1:04.418	38.013	118.4	2:28.572	88.86	4.020	14:05:03.467
3 -		46.242	127.5	1:03.988	37.350	118.2	2:27.580	89.45	3.028	14:07:31.047
4 -		45.932	125.9	1:03.046	37.503	116.1	2:26.481	90.13	1.929	14:09:57.528
5 -		46.032	123.3	1:02.793	37.164	115.7	2:25.989	90.43	1.437	14:12:23.517
6 -		45.560	123.5	1:01.907	37.691	116.1	2:25.158 (2)	90.95	0.606	14:14:48.675
7 -		45.820	125.4	1:02.409	37.273	114.7	2:25.502	90.73	0.950	14:17:14.177
8 -		46.476	122.2	1:03.293	37.170	117.6	2:26.939	89.84	2.387	14:19:41.116
9 -		45.811	123.3	1:03.575	37.077	115.7	2:26.463	90.14	1.911	14:22:07.579
10 -		45.193	125.6	1:02.379	36.980	115.7	2:24.552 (1)	91.33		14:24:32.131
11 -		45.353	128.5	1:03.060	36.872	116.1	2:25.285 (3)	90.87	0.733	14:26:57.416

Weather / Track : Cloudy / Dry

MCRCB BULLETIN TK117

2013 MCE British Superbike Championship - Round 11

2013 Monster Energy British Motostar Championship

QUALIFYING 2 - SECTOR ANALYSIS

SECTOR 1 = FL to I1, SECTOR 2 = I1 to I2, SECTOR 3 = I2 to FL, DIFF = Difference To Personal Best Lap

P10	43	Arnie SHELTON		Honda - e3 motorsport					
LAP		SECTOR 1	SECTOR 2	SECTOR 3	LAP TIME	MPH	DIFF	TIME OF DAY	
1 -	OUTLAP	124.7	1:06.433	38.550	115.5			14:02:38.980	
2 -	46.230	123.8	1:03.797	37.742	118.0	2:27.769	89.34	2.901	14:05:06.749
3 -	45.892	127.5	1:03.281	37.384	116.3	2:26.557	90.08	1.689	14:07:33.306
4 -	45.688	124.2	1:03.079	37.373	116.6	2:26.140	90.34	1.272	14:09:59.446
5 -	45.247	124.2	1:02.746	37.241	117.0	2:25.234 (2)	90.90	0.366	14:12:24.680
6 -	45.512	123.3	1:03.052	37.410	114.7	2:25.974	90.44	1.106	14:14:50.654
7 -	45.439	123.3	1:02.301	37.128	116.1	2:24.868 (1)	91.13		14:17:15.522
8 -	45.316	124.5	1:02.602	37.380	114.5	2:25.298 (3)	90.86	0.430	14:19:40.820
9 -	48.018	90.6	1:09.615	IN PIT		2:46.894 P	79.10	22.026	14:22:27.714

P11	41	Milo WARD		Luyten Honda - FPW Racing					
LAP		SECTOR 1	SECTOR 2	SECTOR 3	LAP TIME	MPH	DIFF	TIME OF DAY	
1 -		123.3	1:07.377	38.214	116.6				14:02:36.113
2 -	45.836	126.6	1:03.340	37.957	118.4	2:27.133	89.73	2.185	14:05:03.246
3 -	45.741	124.0	1:03.996	37.815	115.3	2:27.552	89.47	2.604	14:07:30.798
4 -	46.259	124.0	1:03.474	37.356	118.9	2:27.089	89.75	2.141	14:09:57.887
5 -	45.678	124.0	1:03.262	37.621	114.9	2:26.561	90.08	1.613	14:12:24.448
6 -	45.852	126.6	1:03.072	37.511	115.7	2:26.435	90.15	1.487	14:14:50.883
7 -	45.705	124.9	1:02.028	37.215	115.7	2:24.948 (1)	91.08		14:17:15.831
8 -	45.203	125.2	1:02.807	37.420	118.2	2:25.430 (3)	90.78	0.482	14:19:41.261
9 -	45.824	124.2	1:02.607	37.624	113.3	2:26.055	90.39	1.107	14:22:07.316
10 -	45.168	123.5	1:02.413	37.521	115.3	2:25.102 (2)	90.98	0.154	14:24:32.418
11 -	45.241	128.8	1:03.446	37.675	114.3	2:26.362	90.20	1.414	14:26:58.780

P12	3	Taz TAYLOR		Luyten Honda - FPW Racing					
LAP		SECTOR 1	SECTOR 2	SECTOR 3	LAP TIME	MPH	DIFF	TIME OF DAY	
1 -	OUTLAP	130.8	1:05.037	38.046	119.3				14:02:32.394
2 -	45.890	128.0	1:04.848	37.449	118.9	2:28.187	89.09	2.882	14:05:00.581
3 -	45.961	128.0	1:03.763	37.813	117.2	2:27.537	89.48	2.232	14:07:28.118
4 -	45.864	127.0	1:03.307	37.477	119.1	2:26.648	90.02	1.343	14:09:54.766
5 -	45.793	127.3	1:03.431	37.720	118.4	2:26.944	89.84	1.639	14:12:21.710
6 -	45.679	126.3	1:02.989	37.907	118.7	2:26.575	90.07	1.270	14:14:48.285
7 -	45.724	128.5	1:03.442	37.032	120.2	2:26.198	90.30	0.893	14:17:14.483
8 -	45.648	125.9	1:03.437	37.249	117.8	2:26.334	90.22	1.029	14:19:40.817
9 -	45.228	127.5	1:02.914	37.523	118.4	2:25.665 (3)	90.63	0.360	14:22:06.482
10 -	45.291	127.0	1:02.613	37.428	118.9	2:25.332 (2)	90.84	0.027	14:24:31.814
11 -	45.218	132.1	1:02.946	37.141	117.8	2:25.305 (1)	90.85		14:26:57.119

P13	42 M3	James HOBSON		Honda - Two 4 Motorsport					
LAP		SECTOR 1	SECTOR 2	SECTOR 3	LAP TIME	MPH	DIFF	TIME OF DAY	
1 -	OUTLAP	120.6	1:08.319	39.717	113.1				14:02:47.163
2 -	47.245	121.1	1:05.447	38.580	115.5	2:31.272	87.27	4.974	14:05:18.435
3 -	46.693	122.6	1:04.716	38.149	117.0	2:29.558	88.27	3.260	14:07:47.993
4 -	46.469	122.0	1:04.965	37.886	115.9	2:29.320	88.41	3.022	14:10:17.313
5 -	46.155	123.3	1:04.086	38.415	114.9	2:28.656	88.81	2.358	14:12:45.969
6 -	47.621	123.5	1:04.837	IN PIT		2:38.006 P	83.55	11.708	14:15:23.975
7 -	OUTLAP	122.4	1:05.598	38.098	114.5	4:10.719	52.65	1:44.421	14:19:34.694
8 -	45.998	121.1	1:03.646	37.911	113.9	2:27.555 (3)	89.47	1.257	14:22:02.249
9 -	45.905	121.1	1:03.423	38.091	115.1	2:27.419 (2)	89.55	1.121	14:24:29.668
10 -	45.438	125.4	1:03.287	37.573	115.1	2:26.298 (1)	90.24		14:26:55.966

P14	11	Joseph THOMAS		Honda - Moto UK Racing					
LAP		SECTOR 1	SECTOR 2	SECTOR 3	LAP TIME	MPH	DIFF	TIME OF DAY	
1 -	OUTLAP	123.1	1:04.991	38.606	116.3				14:02:34.557
2 -	46.483	123.1	1:03.855	37.949	114.3	2:28.287	89.03	1.951	14:05:02.844
3 -	46.093	124.0	1:03.657	38.025	115.9	2:27.775	89.34	1.439	14:07:30.619
4 -	46.106	122.4	1:03.505	37.628	117.2	2:27.239 (3)	89.66	0.903	14:09:57.858
5 -	46.007	125.2	1:03.704	37.362	117.8	2:27.073 (2)	89.76	0.737	14:12:24.931

Silverstone GP
Circuit Length = 3.6673 miles
Start: 14:00 Flag 14:25 End: 14:28

Weather / Track : Cloudy / Dry

MCRCB BULLETIN TK117

2013 MCE British Superbike Championship - Round 11

2013 Monster Energy British Motostar Championship

QUALIFYING 2 - SECTOR ANALYSIS

SECTOR 1 = FL to I1, SECTOR 2 = I1 to I2, SECTOR 3 = I2 to FL, DIFF = Difference To Personal Best Lap

6 -	45.911	124.5	1:02.972	37.453	116.3	2:26.336 (1)	90.21			14:14:51.267
7 -	45.761	124.7	1:04.177	38.186	113.1	2:28.124	89.13	1.788		14:17:19.391
8 -	47.075	117.5	1:05.775	IN PIT		2:39.839	P	82.59	13.503	14:19:59.230
9 -	OUTLAP	120.4	1:06.694	37.608	114.1	3:48.572	57.76		1:22.236	14:23:47.802
10 -	45.948	123.5	1:04.307	38.332	114.3	2:28.587	88.85	2.251		14:26:16.389

P15 35		Elliot LODGE		Honda - SP125 / SpikeRacing						
LAP	SECTOR 1	SECTOR 2	SECTOR 3	LAP TIME	MPH	DIFF	TIME OF DAY			
1 -		125.2	1:04.475	38.326	114.3					14:02:31.494
2 -	47.074	120.2	1:03.959	38.074	114.3	2:29.107	88.54	2.337		14:05:00.601
3 -	46.279	124.9	1:03.151	38.034	113.5	2:27.464	89.52	0.694		14:07:28.065
4 -	46.232	123.8	1:03.321	37.826	114.7	2:27.379	(3)	89.58	0.609	14:09:55.444
5 -	46.054	122.6	1:02.885	37.831	115.9	2:26.770 (1)	89.95			14:12:22.214
6 -	45.907	122.4	1:02.714	IN PIT		2:36.576	P	84.31	9.806	14:14:58.790
7 -	OUTLAP	119.4	1:07.818	39.144	113.5	7:04.194	31.12		4:37.424	14:22:02.984
8 -	46.100	122.2	1:03.491	38.038	114.3	2:27.629	89.42	0.859		14:24:30.613
9 -	45.672	125.2	1:03.984	37.541	116.8	2:27.197	(2)	89.69	0.427	14:26:57.810

P16 24		Daniel COSTILLA		Honda - Repli-Cast UK						
LAP	SECTOR 1	SECTOR 2	SECTOR 3	LAP TIME	MPH	DIFF	TIME OF DAY			
1 -	OUTLAP	126.6	1:06.075	38.153	117.6					14:02:35.598
2 -	46.408	127.3	1:04.809	37.955	117.4	2:29.172	88.50	2.239		14:05:04.770
3 -	46.358	124.9	1:04.926	38.137	118.9	2:29.421	88.35	2.488		14:07:34.191
4 -	45.960	125.4	1:04.204	37.511	117.2	2:27.675	(2)	89.40	0.742	14:10:01.866
5 -	46.134	125.2	1:04.087	37.725	117.0	2:27.946	89.23	1.013		14:12:29.812
6 -	46.199	124.9	1:04.511	37.996	119.3	2:28.706	88.78	1.773		14:14:58.518
7 -	47.231	124.5	1:06.980	42.151	116.8	2:36.362	84.43	9.429		14:17:34.880
8 -	46.124	122.6	1:03.248	37.561	117.2	2:26.933 (1)	89.85			14:20:01.813
9 -	45.851	122.9	1:03.856	38.008	114.3	2:27.715	(3)	89.37	0.782	14:22:29.528
10 -	45.919	122.6	1:04.339	37.840	116.3	2:28.098	89.14	1.165		14:24:57.626
11 -	48.209	124.0	1:04.825	37.786	115.5	2:30.820	87.53	3.887		14:27:28.446

P17 44		Jake BAYFORD		Honda - j4ke.com						
LAP	SECTOR 1	SECTOR 2	SECTOR 3	LAP TIME	MPH	DIFF	TIME OF DAY			
1 -	OUTLAP	126.6	1:07.799	38.727	116.3					14:02:38.331
2 -	46.933	124.5	1:04.861	38.599	117.0	2:30.393	87.78	2.337		14:05:08.724
3 -	46.641	124.7	1:04.768	38.796	115.3	2:30.205	87.89	2.149		14:07:38.929
4 -	46.702	123.5	1:05.010	38.647	114.9	2:30.359	87.80	2.303		14:10:09.288
5 -	49.176	83.1	1:07.253	38.778	115.1	2:35.207	85.06	7.151		14:12:44.495
6 -	46.664	121.5	1:03.736	38.228	115.9	2:28.628	(2)	88.82	0.572	14:15:13.123
7 -	46.607	122.4	1:03.791	38.365	115.1	2:28.763	(3)	88.74	0.707	14:17:41.886
8 -	46.169	121.1	1:03.903	37.984	113.7	2:28.056 (1)	89.17			14:20:09.942
9 -	46.813	119.6	1:04.486	38.327	112.8	2:29.626	88.23	1.570		14:22:39.568
10 -	46.725	121.5	1:04.318	38.345	114.7	2:29.388	88.37	1.332		14:25:08.956

P18 22		Stephanie WADDELOW		Honda - SP125 / Flossy Racing						
LAP	SECTOR 1	SECTOR 2	SECTOR 3	LAP TIME	MPH	DIFF	TIME OF DAY			
1 -	OUTLAP	125.2	1:06.965	38.908	118.2					14:02:39.884
2 -	46.176	126.8	1:04.353	38.149	117.4	2:28.678	(3)	88.79	0.543	14:05:08.562
3 -	46.389	125.2	1:04.230	38.387	116.8	2:29.006	88.60	0.871		14:07:37.568
4 -	46.382	124.7	1:04.074	IN PIT		2:34.291	P	85.56	6.156	14:10:11.859
5 -	OUTLAP	120.6	1:05.125	38.530	115.7	3:13.896	68.09		45.761	14:13:25.755
6 -	47.079	121.7	1:03.826	38.067	115.1	2:28.972	88.62	0.837		14:15:54.727
7 -	46.291	122.4	1:03.682	38.162	115.5	2:28.135 (1)	89.12			14:18:22.862
8 -	46.755	120.6	1:04.246	38.389	114.5	2:29.390	88.37	1.255		14:20:52.252
9 -	46.159	121.5	1:04.083	38.507	114.7	2:28.749	88.75	0.614		14:23:21.001
10 -	45.955	123.8	1:04.028	38.396	115.1	2:28.379	(2)	88.97	0.244	14:25:49.380

Weather / Track : Cloudy / Dry

Silverstone GP
Circuit Length = 3.6673 miles
Start: 14:00 Flag 14:25 End: 14:28

MCRCB BULLETIN TK117

2013 MCE British Superbike Championship - Round 11

2013 Monster Energy British Motostar Championship

QUALIFYING 2 - SECTOR ANALYSIS

SECTOR 1 = FL to I1, SECTOR 2 = I1 to I2, SECTOR 3 = I2 to FL, DIFF = Difference To Personal Best Lap

P19 64		Asher DURHAM		Seel Honda - Brindley Machinery / RFID Protect						
LAP	SECTOR 1	SECTOR 2	SECTOR 3	LAP TIME	MPH	DIFF	TIME OF DAY			
1 -	OUTLAP	129.0	1:06.762	38.420	118.4		14:02:37.089			
2 -	46.264	126.8	1:04.901	38.366	118.0	2:29.531	88.29	1.340	14:05:06.620	
3 -	45.983	127.0	1:04.584	38.112	118.2	2:28.679	(3)	88.79	0.488	14:07:35.299
4 -	45.855	127.8	1:04.620	37.716	118.2	2:28.191	(1)	89.09		14:10:03.490
5 -	45.893	127.0	1:04.867	38.039	117.4	2:28.799		88.72	0.608	14:12:32.289
6 -	46.271	124.2	1:04.326	38.052	117.6	2:28.649	(2)	88.81	0.458	14:15:00.938
7 -	45.735	126.8	1:05.213	38.291	116.8	2:29.239		88.46	1.048	14:17:30.177
8 -	46.472	123.3	1:04.465	38.455	116.6	2:29.392		88.37	1.201	14:19:59.569
9 -	46.403	123.8	1:06.526	40.196	104.7	2:33.125		86.21	4.934	14:22:32.694
10 -	47.097	123.3	1:11.083	43.290	94.3	2:41.470		81.76	13.279	14:25:14.164

P20 13 M3		Sam BURMAN		Honda - WNT / Burman Racing						
LAP	SECTOR 1	SECTOR 2	SECTOR 3	LAP TIME	MPH	DIFF	TIME OF DAY			
1 -		125.6	1:06.707	38.428	117.6		14:02:33.701			
2 -	46.506	127.0	1:04.354	38.503	118.7	2:29.363	88.39	1.062	14:05:03.064	
3 -	46.374	128.0	1:03.976	37.951	119.7	2:28.301	(1)	89.02		14:07:31.365
4 -	46.210	128.3	1:04.195	38.571	118.2	2:28.976	(3)	88.62	0.675	14:10:00.341
5 -	46.227	126.8	1:04.111	38.091	115.9	2:28.429	(2)	88.94	0.128	14:12:28.770
6 -	46.904	124.7	1:04.460	38.265	116.1	2:29.629		88.23	1.328	14:14:58.399
7 -	47.250	124.5	1:03.913	38.657	115.7	2:29.820		88.12	1.519	14:17:28.219
8 -	46.824	124.5	1:04.060	38.214	116.1	2:29.098		88.54	0.797	14:19:57.317
9 -	46.283	124.9	1:04.920	38.568	114.7	2:29.771		88.15	1.470	14:22:27.088
10 -	46.625	124.7	1:03.873	39.557	111.6	2:30.055		87.98	1.754	14:24:57.143
11 -	46.884	126.8	1:04.663	38.484	114.7	2:30.031		87.99	1.730	14:27:27.174

P21 65		Josh OWENS		Honda - JPL / George Roberts						
LAP	SECTOR 1	SECTOR 2	SECTOR 3	LAP TIME	MPH	DIFF	TIME OF DAY			
1 -	OUTLAP	122.0	1:06.415	38.948	114.5		14:02:38.963			
2 -	47.145	119.4	1:05.025	38.380	115.1	2:30.550	87.69	1.855	14:05:09.513	
3 -	46.954	122.2	1:04.618	38.260	115.1	2:29.832	88.11	1.137	14:07:39.345	
4 -	47.011	121.5	1:04.664	38.656	114.9	2:30.331	87.82	1.636	14:10:09.676	
5 -	46.946	118.5	1:04.877	39.251	113.3	2:31.074	87.39	2.379	14:12:40.750	
6 -	47.240	118.5	1:04.742	38.295	114.1	2:30.277	87.85	1.582	14:15:11.027	
7 -	47.568	118.9	1:04.472	39.286	114.9	2:31.326	87.24	2.631	14:17:42.353	
8 -	46.383	120.0	1:04.219	38.739	112.2	2:29.341	(3)	88.40	0.646	14:20:11.694
9 -	46.372	119.8	1:03.817	38.506	111.8	2:28.695	(1)	88.78		14:22:40.389
10 -	46.360	120.6	1:04.225	38.642	112.8	2:29.227	(2)	88.47	0.532	14:25:09.616

P22 72		Ricky TARREN		Honda - Cresswell Racing						
LAP	SECTOR 1	SECTOR 2	SECTOR 3	LAP TIME	MPH	DIFF	TIME OF DAY			
1 -	OUTLAP	121.7	1:06.247	38.970	114.1		14:02:34.810			
2 -	47.063	122.2	1:04.427	38.436	113.3	2:29.926	(3)	88.05	0.550	14:05:04.736
3 -	46.803	123.5	1:04.172	38.401	113.1	2:29.376	(1)	88.38		14:07:34.112
4 -	46.803	122.0	1:04.527	38.522	113.5	2:29.852	(2)	88.10	0.476	14:10:03.964
5 -	46.921	121.1	1:04.633	38.505	112.4	2:30.059	87.98	0.683	14:12:34.023	
6 -	47.351	118.7	1:04.902	38.675	111.8	2:30.928	87.47	1.552	14:15:04.951	
7 -	47.551	116.5	1:04.594	39.262	109.4	2:31.407	87.19	2.031	14:17:36.358	
8 -	48.291	117.3	1:05.639	IN PIT		2:38.478	P	83.30	9.102	14:20:14.836
9 -	OUTLAP	118.5	1:04.674	39.052	110.1	3:08.819		69.92	39.443	14:23:23.655
10 -	46.984	120.2	1:05.014	38.440	110.5	2:30.438	87.75	1.062	14:25:54.093	

P23 79 M3		Chris TAYLOR		Honda - Elevator Bridle & Saddle Co / Coventry Ducati						
LAP	SECTOR 1	SECTOR 2	SECTOR 3	LAP TIME	MPH	DIFF	TIME OF DAY			
1 -		123.8	1:13.682	41.252	118.7		14:02:50.537			
2 -	49.030	124.5	1:08.619	40.288	116.8	2:37.937	83.59	6.307	14:05:28.474	
3 -	47.736	127.3	1:06.265	39.475	117.2	2:33.476	86.02	1.846	14:08:01.950	
4 -	47.713	126.3	1:05.995	39.396	118.0	2:33.104	86.23	1.474	14:10:35.054	
5 -	46.839	126.3	1:05.786	39.225	117.8	2:31.850	(3)	86.94	0.220	14:13:06.904

Silverstone GP

Circuit Length = 3.6673 miles

Start: 14:00 Flag 14:25 End: 14:28

Weather / Track : Cloudy / Dry

MCRCB BULLETIN TK117

2013 MCE British Superbike Championship - Round 11

2013 Monster Energy British Motostar Championship

QUALIFYING 2 - SECTOR ANALYSIS

SECTOR 1 = FL to I1, SECTOR 2 = I1 to I2, SECTOR 3 = I2 to FL, DIFF = Difference To Personal Best Lap

6 -	47.368	124.9	1:05.520	38.882	117.6	2:31.770 (2)	86.98	0.140	14:15:38.674
7 -	47.086	125.6	1:06.001	39.276	117.4	2:32.363	86.65	0.733	14:18:11.037
8 -	46.915	125.2	1:05.900	38.815	117.4	2:31.630 (1)	87.06		14:20:42.667
9 -	46.587	124.7	1:06.390	39.117	116.6	2:32.094	86.80	0.464	14:23:14.761
10 -	47.008	126.6	1:05.869	39.068	117.0	2:31.945	86.88	0.315	14:25:46.706

P24		18		Paul DOBB		Honda - PDR				
LAP	SECTOR 1	SECTOR 2	SECTOR 3	LAP TIME	MPH	DIFF	TIME OF DAY			
1 -	OUTLAP	123.8	1:06.956	39.499	113.7				14:02:40.893	
2 -		47.586	122.2	1:05.426	39.684	112.2	2:32.696 (2)	86.46	0.043	14:05:13.589
3 -		48.061	120.0	1:06.577	39.642	112.9	2:34.280	85.57	1.627	14:07:47.869
4 -		47.726	122.4	1:05.934	38.993	113.7	2:32.653 (1)	86.48		14:10:20.522
5 -		48.344	118.3	1:07.306	IN PIT		2:45.796 P	79.63	13.143	14:13:06.318
6 -	OUTLAP	121.1	1:05.985	38.816	113.9		4:37.723	47.53	2:05.070	14:17:44.041
7 -		47.629	120.2	1:06.504	39.709	112.0	2:33.842 (3)	85.81	1.189	14:20:17.883
8 -		47.897	119.6	1:07.436	39.685	110.7	2:35.018	85.16	2.365	14:22:52.901
9 -		48.050	120.0	1:07.115	39.041	112.4	2:34.206	85.61	1.553	14:25:27.107

P25		77		Jason VERNON		Honda - SGR Racing				
LAP	SECTOR 1	SECTOR 2	SECTOR 3	LAP TIME	MPH	DIFF	TIME OF DAY			
1 -	OUTLAP	115.3	1:09.621	40.146	109.6					14:19:40.810
2 -		47.930	116.5	1:07.452	39.786	109.0	2:35.168 (3)	85.08	2.339	14:22:15.978
3 -		47.815	115.1	1:07.437	39.511	109.2	2:34.763 (2)	85.30	1.934	14:24:50.741
4 -		47.398	118.3	1:06.490	38.941	109.0	2:32.829 (1)	86.38		14:27:23.570

P26		4		Louis VALLELEY		Honda - Cresswell Racing				
LAP	SECTOR 1	SECTOR 2	SECTOR 3	LAP TIME	MPH	DIFF	TIME OF DAY			
1 -	OUTLAP	117.3	1:10.764	41.657	110.3					14:03:07.500
2 -		49.072	116.7	1:08.816	40.340	111.2	2:38.228	83.43	4.440	14:05:45.728
3 -		47.966	117.9	1:07.154	40.064	110.5	2:35.184	85.07	1.396	14:08:20.912
4 -		52.775	106.1	1:12.241	IN PIT		2:55.772 P	75.11	21.984	14:11:16.684
5 -	OUTLAP	116.1	1:09.142	42.875	110.9		3:28.114	63.43	54.326	14:14:44.798
6 -		48.735	116.3	1:07.870	39.904	111.0	2:36.509	84.35	2.721	14:17:21.307
7 -		48.225	119.1	1:06.349	39.765	109.9	2:34.339 (3)	85.54	0.551	14:19:55.646
8 -		48.105	115.9	1:06.485	39.567	111.2	2:34.157 (2)	85.64	0.369	14:22:29.803
9 -		47.489	117.3	1:06.561	39.738	109.6	2:33.788 (1)	85.84		14:25:03.591

P27		49		Nigel PALMER		Honda - ORG Motorcycles				
LAP	SECTOR 1	SECTOR 2	SECTOR 3	LAP TIME	MPH	DIFF	TIME OF DAY			
1 -	OUTLAP	113.5	1:09.709	42.183	106.9					14:02:49.365
2 -		49.490	115.9	1:07.532	41.184	103.8	2:38.206	83.45	3.412	14:05:27.571
3 -		49.792	115.7	1:07.172	40.514	109.7	2:37.478	83.83	2.684	14:08:05.049
4 -		48.483	114.1	1:06.809	40.233	109.7	2:35.525 (3)	84.88	0.731	14:10:40.574
5 -		49.634	111.8	1:07.196	40.454	109.7	2:37.284	83.93	2.490	14:13:17.858
6 -		48.622	115.1	1:06.476	40.263	108.8	2:35.361 (2)	84.97	0.567	14:15:53.219
7 -		48.175	115.5	1:06.431	40.188	107.2	2:34.794 (1)	85.29		14:18:28.013
8 -		49.213	114.1	1:07.715	40.763	107.2	2:37.691	83.72	2.897	14:21:05.704
9 -		48.564	113.9	1:07.982	41.158	108.5	2:37.704	83.71	2.910	14:23:43.408
10 -		48.696	116.3	1:07.263	40.287	109.6	2:36.246	84.49	1.452	14:26:19.654

P28		7		Jamie ASHBY		Honda - JPA Racing				
LAP	SECTOR 1	SECTOR 2	SECTOR 3	LAP TIME	MPH	DIFF	TIME OF DAY			
1 -	OUTLAP	121.7	1:13.966	41.923	113.7					14:02:56.246
2 -		50.060	121.1	1:10.369	41.241	113.5	2:41.670	81.66	5.902	14:05:37.916
3 -		49.559	120.9	1:10.162	40.981	113.5	2:40.702	82.15	4.934	14:08:18.618
4 -		48.737	120.6	1:09.162	40.395	113.5	2:38.294	83.40	2.526	14:10:56.912
5 -		48.814	120.9	1:08.843	40.448	114.1	2:38.105	83.50	2.337	14:13:35.017
6 -		48.659	120.6	1:08.343	39.854	114.1	2:36.856 (3)	84.16	1.088	14:16:11.873
7 -		48.565	120.4	1:08.224	40.130	113.5	2:36.919	84.13	1.151	14:18:48.792
8 -		48.570	120.2	1:09.116	39.706	113.9	2:37.392	83.88	1.624	14:21:26.184

Silverstone GP

Circuit Length = 3.6673 miles

Start: 14:00 Flag 14:25 End: 14:28

Weather / Track : Cloudy / Dry

MCRCB BULLETIN TK117

2013 MCE British Superbike Championship - Round 11

2013 Monster Energy British Motostar Championship

QUALIFYING 2 - SECTOR ANALYSIS

SECTOR 1 = FL to I1, SECTOR 2 = I1 to I2, SECTOR 3 = I2 to FL, DIFF = Difference To Personal Best Lap

9 - 48.008 120.9 **1:07.765** 40.033 112.6 2:35.806 (2) 84.73 0.038 14:24:01.990
 10 - **47.895** **122.6** 1:07.836 40.037 112.8 **2:35.768 (1)** **84.75** **14:26:37.758**

P29 47		Jake ARCHER		Honda - Jake Archer Racing				
LAP	SECTOR 1	SECTOR 2	SECTOR 3	LAP TIME	MPH	DIFF	TIME OF DAY	
1 -	OUTLAP	119.1	1:12.188	40.654	109.0		14:02:48.730	
2 -	49.486	118.7	1:09.611	40.535	112.6	2:39.632	82.70 1.748 14:05:28.362	
3 -	49.214	119.8	1:08.794	40.263	113.9	2:38.271 (3)	83.41 0.387 14:08:06.633	
4 -	48.877	119.1	1:09.370	40.593	111.8	2:38.840	83.11 0.956 14:10:45.473	
5 -	49.008	118.7	1:08.971	40.515	112.4	2:38.494	83.29 0.610 14:13:23.967	
6 -	49.131	118.3	1:08.430	40.323	112.2	2:37.884 (1)	83.62 14:16:01.851	
7 -	49.445	118.3	1:10.196	IN PIT		2:50.049 P	77.63 12.165 14:18:51.900	
8 -	OUTLAP	117.1	1:11.684	41.054	110.7	3:25.446	64.26 47.562 14:22:17.346	
9 -	48.823	118.1	1:09.647	41.252	110.9	2:39.722	82.65 1.838 14:24:57.068	
10 -	48.889	119.6	1:08.663	40.630	112.4	2:38.182 (2)	83.46 0.298 14:27:35.250	

P30 40 M3		Joe FRANCIS		Honda - Team WD40				
LAP	SECTOR 1	SECTOR 2	SECTOR 3	LAP TIME	MPH	DIFF	TIME OF DAY	
1 -	OUTLAP	125.9	1:05.027	IN PIT		P	14:03:00.283	
2 -	OUTLAP	129.3	1:04.197	IN PIT	4:52.750 P	45.09	14:07:53.033	
3 -	OUTLAP	125.4	1:05.145	IN PIT	3:46.438 P	58.30	14:11:39.471	
4 -	OUTLAP	123.1	1:04.799	IN PIT	9:41.282 P	22.71	14:21:20.753	

P31 88		Lewis ROLLO		Honda - RCD Motorsport				
LAP	SECTOR 1	SECTOR 2	SECTOR 3	LAP TIME	MPH	DIFF	TIME OF DAY	
1 -	OUTLAP	68.8	1:34.762	IN PIT		P	14:03:55.672	

MCRCB BULLETIN TK118**2013 MCE British Superbike Championship - Round 11****2013 Monster Energy British Motostar Championship****QUALIFYING 2 - BEST SPEEDS**

POS	SECTOR 1			SECTOR 2			FINISH LINE		
	NO	NAME	MPH	NO	NAME	MPH	NO	NAME	MPH
1	34	Jordan WEAIVING	133.4				66	Joe IRVING	122.9
2	195	Jules DANILO	133.1				195	Jules DANILO	122.4
3	3	Taz TAYLOR	132.1				34	Jordan WEAIVING	122.2
4	66	Joe IRVING	131.8				95	Tarran MACKENZIE	122.0
5	67	Andy REID	131.3				67	Andy REID	121.3
6	17	Tom CARNE	130.5				3	Taz TAYLOR	120.2
7	95	Tarran MACKENZIE	130.0				13	Sam BURMAN	119.7
8	40	Joe FRANCIS	129.3				17	Tom CARNE	119.5
9	64	Asher DURHAM	129.0				24	Daniel COSTILLA	119.3
10	41	Milo WARD	128.8				41	Milo WARD	118.9
11	36	Jayson URIBE	128.5				79	Chris TAYLOR	118.7
12	13	Sam BURMAN	128.3				12	Edward RENDELL	118.4
13	43	Arnie SHELTON	127.5				36	Jayson URIBE	118.4
14	24	Daniel COSTILLA	127.3				64	Asher DURHAM	118.4
15	79	Chris TAYLOR	127.3				22	Stephanie WADDELOW	118.2
16	22	Stephanie WADDELOW	126.8				43	Arnie SHELTON	118.0
17	44	Jake BAYFORD	126.6				11	Joseph THOMAS	117.8
18	10	Peter SUTHERLAND	125.6				42	James HOBSON	117.0
19	42	James HOBSON	125.4				44	Jake BAYFORD	117.0
20	11	Joseph THOMAS	125.2				10	Peter SUTHERLAND	116.8
21	35	Elliot LODGE	125.2				35	Elliot LODGE	116.8
22	12	Edward RENDELL	124.2				65	Josh OWENS	115.1
23	18	Paul DOBB	123.8				7	Jamie ASHBY	114.1
24	72	Ricky TARREN	123.5				72	Ricky TARREN	114.1
25	7	Jamie ASHBY	122.6				18	Paul DOBB	113.9
26	65	Josh OWENS	122.2				47	Jake ARCHER	113.9
27	47	Jake ARCHER	119.8				4	Louis VALLELEY	111.2
28	4	Louis VALLELEY	119.1				49	Nigel PALMER	109.7
29	77	Jason VERNON	118.3				77	Jason VERNON	109.6
30	49	Nigel PALMER	116.3						
31	88	Lewis ROLLO	68.8						

Weather / Track : Cloudy / Dry

Results can be found at www.tsl-timing.com

Silverstone GP

Circuit Length = 3.6673 miles

Start: 14:00 Flag 14:25 End: 14:28

Printed - 14:31 Saturday, 05 October 2013

MCRCB BULLETIN TK119

2013 MCE British Superbike Championship - Round 11

2013 Monster Energy British Motostar Championship

QUALIFYING 2 - BEST SECTORS

SECTOR 1			SECTOR 2			SECTOR 3			IDEAL / BEST COMPARISON						
POS	NO	NAME	TIME	NO	NAME	TIME	NO	NAME	TIME	POS	NO	NAME	IDEAL	BEST	DIFF
1	195	DANILO	43.524	67	REID	59.996	195	DANILO	35.648				PERFECT LAP	2:19.168	
2	67	REID	43.620	195	DANILO	1:00.203	67	REID	35.656	1	67	REID	2:19.272	2:19.272	0.000
3	34	WEAVING	43.720	66	IRVING	1:00.401	66	IRVING	35.710	2	195	DANILO	2:19.375	2:19.742	0.367
4	66	IRVING	43.729	95	MACKENZIE	1:00.686	95	MACKENZIE	35.934	3	66	IRVING	2:19.840	2:20.047	0.207
5	95	MACKENZIE	43.759	34	WEAVING	1:01.138	34	WEAVING	36.296	4	95	MACKENZIE	2:20.379	2:20.653	0.274
6	17	CARNE	44.005	12	RENDELL	1:01.192	12	RENDELL	36.440	5	34	WEAVING	2:21.154	2:21.290	0.136
7	12	RENDELL	44.423	17	CARNE	1:01.286	17	CARNE	36.538	6	17	CARNE	2:21.829	2:22.071	0.242
8	10	SUTHERLAND	44.717	36	URIBE	1:01.907	36	URIBE	36.872	7	12	RENDELL	2:22.055	2:22.206	0.151
9	41	WARD	45.168	10	SUTHERLAND	1:02.027	10	SUTHERLAND	36.886	8	10	SUTHERLAND	2:23.630	2:23.859	0.229
10	36	URIBE	45.193	41	WARD	1:02.028	3	TAYLOR	37.032	9	36	URIBE	2:23.972	2:24.552	0.580
11	3	TAYLOR	45.218	43	SHELTON	1:02.301	43	SHELTON	37.128	10	41	WARD	2:24.411	2:24.948	0.537
12	43	SHELTON	45.247	3	TAYLOR	1:02.613	41	WARD	37.215	11	43	SHELTON	2:24.676	2:24.868	0.192
13	42	HOBSON	45.438	35	LODGE	1:02.714	11	THOMAS	37.362	12	3	TAYLOR	2:24.863	2:25.305	0.442
14	35	LODGE	45.672	11	THOMAS	1:02.972	24	COSTILLA	37.511	13	35	LODGE	2:25.927	2:26.770	0.843
15	64	DURHAM	45.735	24	COSTILLA	1:03.248	35	LODGE	37.541	14	11	THOMAS	2:26.095	2:26.336	0.241
16	11	THOMAS	45.761	42	HOBSON	1:03.287	42	HOBSON	37.573	15	42	HOBSON	2:26.298	2:26.298	0.000
17	24	COSTILLA	45.851	22	WADDELOW	1:03.682	64	DURHAM	37.716	16	24	COSTILLA	2:26.610	2:26.933	0.323
18	22	WADDELOW	45.955	44	BAYFORD	1:03.736	13	BURMAN	37.951	17	22	WADDELOW	2:27.704	2:28.135	0.431
19	44	BAYFORD	46.169	65	OWENS	1:03.817	44	BAYFORD	37.984	18	64	DURHAM	2:27.777	2:28.191	0.414
20	13	BURMAN	46.210	13	BURMAN	1:03.873	22	WADDELOW	38.067	19	44	BAYFORD	2:27.889	2:28.056	0.167
21	65	OWENS	46.360	72	TARREN	1:04.172	65	OWENS	38.260	20	13	BURMAN	2:28.034	2:28.301	0.267
22	79	TAYLOR	46.587	40	FRANCIS	1:04.197	72	TARREN	38.401	21	65	OWENS	2:28.437	2:28.695	0.258
23	72	TARREN	46.803	64	DURHAM	1:04.326	79	TAYLOR	38.815	22	72	TARREN	2:29.376	2:29.376	0.000
24	77	VERNON	47.398	18	DOBB	1:05.426	18	DOBB	38.816	23	79	TAYLOR	2:30.922	2:31.630	0.708
25	4	VALLELEY	47.489	79	TAYLOR	1:05.520	77	VERNON	38.941	24	18	DOBB	2:31.828	2:32.653	0.825
26	18	DOBB	47.586	4	VALLELEY	1:06.349	4	VALLELEY	39.567	25	77	VERNON	2:32.829	2:32.829	0.000
27	7	ASHBY	47.895	49	PALMER	1:06.431	7	ASHBY	39.706	26	4	VALLELEY	2:33.405	2:33.788	0.383
28	49	PALMER	48.175	77	VERNON	1:06.490	49	PALMER	40.188	27	49	PALMER	2:34.794	2:34.794	0.000
29	47	ARCHER	48.823	7	ASHBY	1:07.765	47	ARCHER	40.263	28	7	ASHBY	2:35.366	2:35.768	0.402
30				47	ARCHER	1:08.430				29	47	ARCHER	2:37.516	2:37.884	0.368
31				88	ROLLO	1:34.762				30	88	ROLLO			
										31	40	FRANCIS			

Weather / Track : Cloudy / Dry

Results can be found at www.tsl-timing.com

Silverstone GP

Circuit Length = 3.6673 miles

Start: 14:00 Flag 14:25 End: 14:28

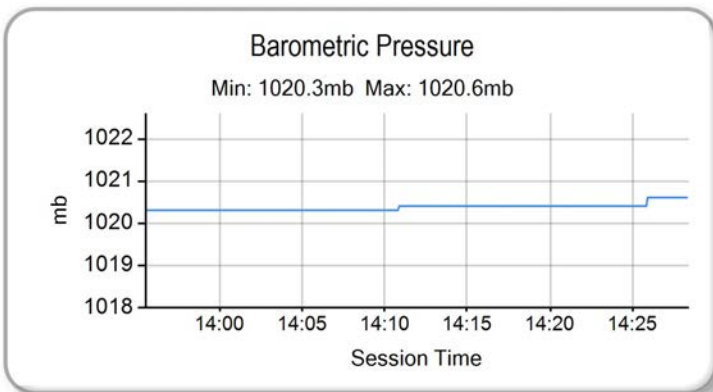
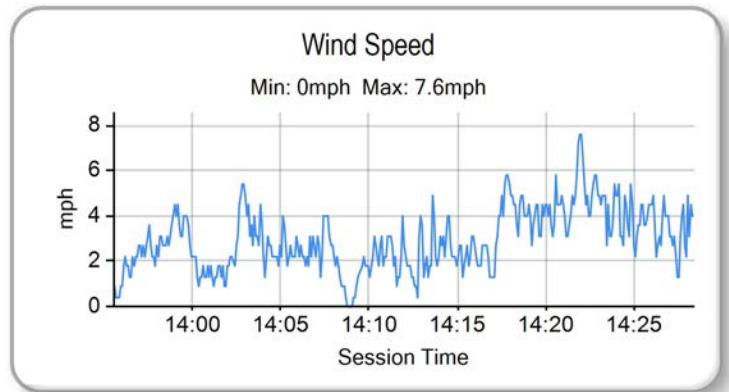
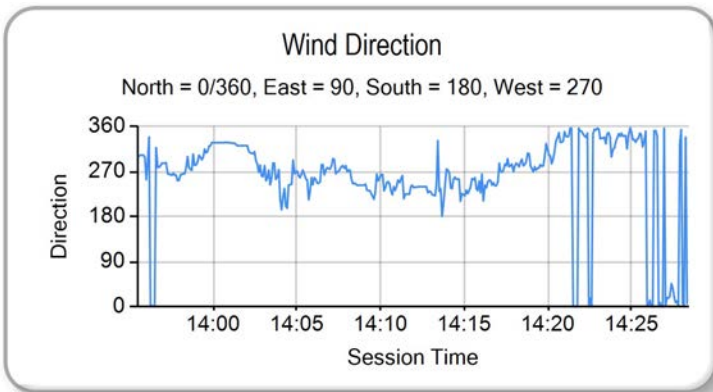
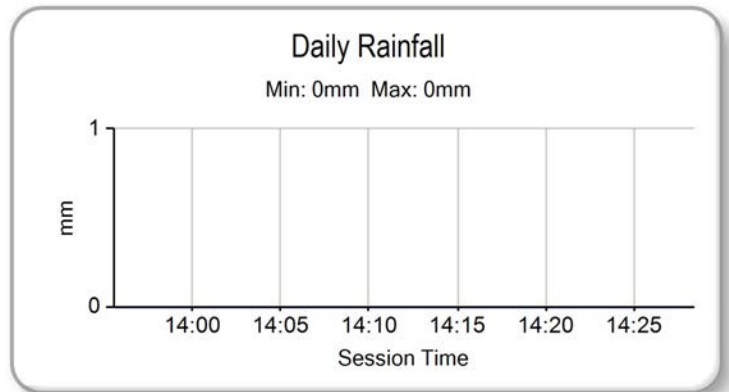
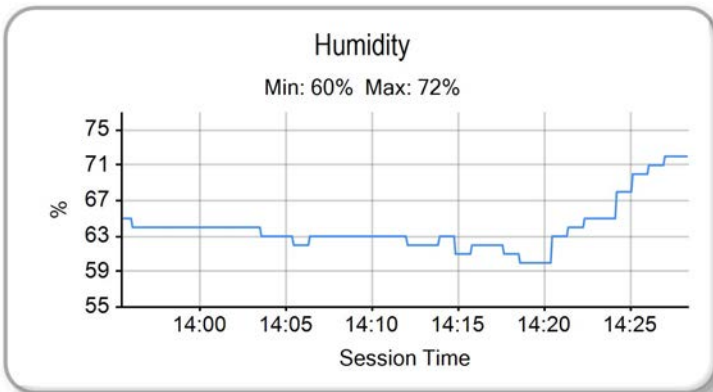
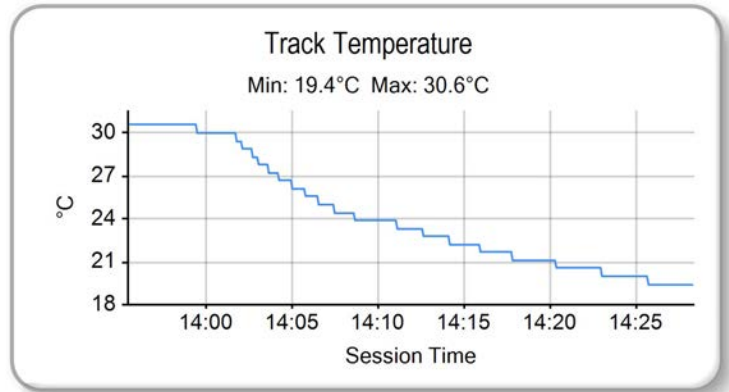
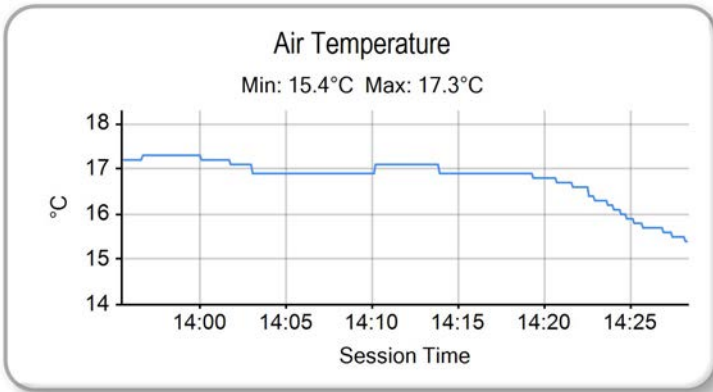
Printed - 14:31 Saturday, 05 October 2013

MCRCB BULLETIN TK120

2013 MCE British Superbike Championship - Round 11

2013 Monster Energy British Motostar Championship

QUALIFYING 2 - WEATHER CONDITIONS



Weather / Track : Cloudy / Dry

Results can be found at www.tsl-timing.com

Silverstone GP
Circuit Length = 3.6673 miles
Start: 14:00 Flag 14:25 End: 14:28

Printed - 14:32 Saturday, 05 October 2013



ROW 11				31	47	Jake ARCHER	2:37.884						
ROW 10	30	7	Jamie ASHBY	2:35.768	29	49	Nigel PALMER	2:34.794	28	4	Louis VALLELEY	2:33.788	
ROW 9		27	77	Jason VERNON	2:32.829	26	88	Lewis ROLLO	2:32.781	25	18	Paul DOBB	2:32.653
ROW 8	24	79	Chris TAYLOR	2:31.630	23	72	Ricky TARREN	2:29.376	22	65	Josh OWENS	2:28.695	
ROW 7		21	13	Sam BURMAN	2:28.301	20	64	Asher DURHAM	2:28.191	19	22	Stephanie WADDELOW	2:28.135
ROW 6	18	44	Jake BAYFORD	2:28.056	17	24	Daniel COSTILLA	2:26.933	16	35	Elliot LODGE	2:26.770	
ROW 5		15	11	Joseph THOMAS	2:26.336	14	42	James HOBSON	2:26.298	13	3	Taz TAYLOR	2:25.305
ROW 4	12	41	Milo WARD	2:24.948	11	43	Arnie SHELTON	2:24.868	10	36	Jayson URIBE	2:24.552	
ROW 3		9	10	Peter SUTHERLAND	2:23.859	8	12	Edward RENDELL	2:22.206	7	17	Tom CARNE	2:22.071
ROW 2	6	40	Joe FRANCIS	2:21.657	5	34	Jordan WEAIVING	2:21.290	4	95	Tarran MACKENZIE	2:20.653	
ROW 1		3	66	Joe IRVING	2:20.047	2	195	Jules DANILO	2:19.742	1	67	Andy REID	2:19.272
												Pole	

Silverstone GP
Circuit Length = 3.6673 miles

These results are provisional until the conclusion of any judicial and technical matters.

Race Director :	Stewards :	Timekeeper :
-----------------	------------	--------------

Results can be found at www.britishsuperbike.com

Printed - 14:30 Saturday, 05 October 2013



WARM-UP - CLASSIFICATION



POS	NO	CL	PIC NAME	ENTRY	TIME	ON	LAPS	GAP	DIFF	MPH
1	195	M3	1 Jules DANILO	Kalex KTM - Cygnet Racing / Furygan	2:19.861	3	4			94.39
2	95	M3	2 Tarran MACKENZIE	KTM - Redline KTM	2:20.694	4	4	0.833	0.833	93.83
3	66	M3	3 Joe IRVING	KTM - RS Racing / The Toad and Tatie Pub	2:20.836	4	4	0.975	0.142	93.74
4	67		1 Andy REID	Honda - RS Racing	2:21.036	4	4	1.175	0.200	93.61
5	40	M3	4 Joe FRANCIS	Honda - Team WD40	2:22.070	3	4	2.209	1.034	92.92
6	34	M3	5 Jordan WEAIVING	KTM - Jordan Racing / Burkert	2:22.544	4	4	2.683	0.474	92.61
7	17		2 Tom CARNE	Honda - TC Racing / SP125 racing	2:23.829	3	3	3.968	1.285	91.79
8	12		3 Edward RENDELL	Honda - Banks Racing	2:24.337	3	4	4.476	0.508	91.46
9	43		4 Arnie SHELTON	Honda - e3 motorsport	2:24.920	3	4	5.059	0.583	91.10
10	41		5 Milo WARD	Luyten Honda - FPW Racing	2:26.279	4	4	6.418	1.359	90.25
11	10		6 Peter SUTHERLAND	Aprilia - Kinpac Racing / Floorcoat UK	2:26.556	3	3	6.695	0.277	90.08
12	42	M3	6 James HOBSON	Honda - Two 4 Motorsport	2:27.858	4	4	7.997	1.302	89.29
13	36		7 Jayson URIBE	Honda - Rock and Sons Racing	2:27.885	4	4	8.024	0.027	89.27
14	24		8 Daniel COSTILLA	Honda - Repli-Cast UK	2:27.937	3	4	8.076	0.052	89.24
15	13	M3	7 Sam BURMAN	Honda - WNT / Burman Racing	2:28.391	4	4	8.530	0.454	88.97
16	79	M3	8 Chris TAYLOR	Honda - Elevator Bridle & Saddle Co / Coventry Ducati	2:28.494	4	4	8.633	0.103	88.90
17	11		9 Joseph THOMAS	Honda - Moto UK Racing	2:28.942	4	4	9.081	0.448	88.64
18	44		10 Jake BAYFORD	Honda - j4ke.com	2:29.117	4	4	9.256	0.175	88.53
19	88		11 Lewis ROLLO	Honda - RCD Motorsport	2:29.270	4	4	9.409	0.153	88.44
20	65		12 Josh OWENS	Honda - JPL / George Roberts	2:29.304	3	4	9.443	0.034	88.42
21	22		13 Stephanie WADDELOW	Honda - SP125 / Flossy Racing	2:29.660	3	3	9.799	0.356	88.21
22	35		14 Elliot LODGE	Honda - SP125 / SpikeRacing	2:29.890	3	3	10.029	0.230	88.08
23	72		15 Ricky TARREN	Honda - Cresswell Racing	2:30.655	4	4	10.794	0.765	87.63
24	18		16 Paul DOBB	Honda - PDR	2:31.030	2	4	11.169	0.375	87.41
25	4		17 Louis VALLELEY	Honda - Cresswell Racing	2:35.540	3	4	15.679	4.510	84.88
26	49		18 Nigel PALMER	Honda - QRG Motorcycles	2:36.728	3	3	16.867	1.188	84.23
27	7		19 Jamie ASHBY	Honda - JPA Racing	2:38.005	3	3	18.144	1.277	83.55
28	47		20 Jake ARCHER	Honda - Jake Archer Racing	2:41.956	3	3	22.095	3.951	81.51
29	3		21 Taz TAYLOR	Luyten Honda - FPW Racing			1			
30	64		22 Asher DURHAM	Seel Honda - Brindley Machinery / RFID Protect			1			
31	77		23 Jason VERNON	Honda - SGR Racing			1			

Silverstone GP

Circuit Length = 3.6673 miles

Start: 09:47 Flag 09:55 End: 09:58

Weather / Track : Bright / Dry

These results are provisional until the conclusion of any judicial and technical matters.

Race Director :	Stewards :	Timekeeper :
-----------------	------------	--------------

Results can be found at www.britishsuperbike.com

Printed - 09:58 Sunday, 06 October 2013



MCRCB BULLETIN TK197

2013 MCE British Superbike Championship - Round 11

2013 Monster Energy British Motostar Championship

WARM-UP - SECTOR ANALYSIS

SECTOR 1 = FL to I1, SECTOR 2 = I1 to I2, SECTOR 3 = I2 to FL, DIFF = Difference To Personal Best Lap

P1		195	M3	Jules DANILO		Kalex KTM - Cygnet Racing / Furygan			
LAP	SECTOR 1	SECTOR 2	SECTOR 3	LAP TIME	MPH	DIFF	TIME OF DAY		
1 -	OUTLAP	130.3	1:04.129	36.413	121.7		09:49:30.818		
2 -	44.708	129.5	1:01.053	35.874	122.0	2:21.635 (2)	93.21	1.774	09:51:52.453
3 -	43.965	130.3	1:00.444	35.452	122.0	2:19.861 (1)	94.39		09:54:12.314
4 -	43.896	131.3	1:05.191	36.064	120.6	2:25.151 (3)	90.95	5.290	09:56:37.465

P2		95	M3	Tarran MACKENZIE		KTM - Redline KTM			
LAP	SECTOR 1	SECTOR 2	SECTOR 3	LAP TIME	MPH	DIFF	TIME OF DAY		
1 -	OUTLAP	126.8	1:03.215	36.828	120.8		09:49:28.514		
2 -	44.611	128.3	1:01.414	36.059	122.2	2:22.084 (3)	92.91	1.390	09:51:50.598
3 -	44.209	129.3	1:00.841	35.732	122.2	2:20.782 (2)	93.77	0.088	09:54:11.380
4 -	44.205	126.6	1:00.885	35.604	122.4	2:20.694 (1)	93.83		09:56:32.074

P3		66	M3	Joe IRVING		KTM - RS Racing / The Toad and Tatle Pub			
LAP	SECTOR 1	SECTOR 2	SECTOR 3	LAP TIME	MPH	DIFF	TIME OF DAY		
1 -		125.4	1:03.797	36.077	124.0		09:49:26.834		
2 -	45.158	124.0	1:02.172	35.770	123.1	2:23.100 (3)	92.25	2.264	09:51:49.934
3 -	44.287	131.5	1:00.847	35.832	120.4	2:20.966 (2)	93.65	0.130	09:54:10.900
4 -	44.618	132.3	1:00.507	35.711	121.7	2:20.836 (1)	93.74		09:56:31.736

P4		67		Andy REID		Honda - RS Racing			
LAP	SECTOR 1	SECTOR 2	SECTOR 3	LAP TIME	MPH	DIFF	TIME OF DAY		
1 -		126.3	1:03.090	36.463	117.0		09:49:26.678		
2 -	45.230	124.0	1:01.311	36.320	118.0	2:22.861 (3)	92.41	1.825	09:51:49.539
3 -	44.485	124.5	1:00.758	36.111	118.2	2:21.354 (2)	93.39	0.318	09:54:10.893
4 -	44.699	128.5	1:00.650	35.687	120.2	2:21.036 (1)	93.61		09:56:31.929

P5		40	M3	Joe FRANCIS		Honda - Team WD40			
LAP	SECTOR 1	SECTOR 2	SECTOR 3	LAP TIME	MPH	DIFF	TIME OF DAY		
1 -	OUTLAP	129.0	1:04.235	37.925	120.6		09:49:37.386		
2 -	44.805	130.0	1:01.684	36.489	120.2	2:22.978 (3)	92.33	0.908	09:52:00.364
3 -	44.407	126.6	1:01.430	36.233	119.3	2:22.070 (1)	92.92		09:54:22.434
4 -	44.681	126.8	1:01.537	36.193	118.7	2:22.411 (2)	92.70	0.341	09:56:44.845

P6		34	M3	Jordan WEAVING		KTM - Jordan Racing / Burkert			
LAP	SECTOR 1	SECTOR 2	SECTOR 3	LAP TIME	MPH	DIFF	TIME OF DAY		
1 -	OUTLAP	127.8	1:05.218	36.861	120.2		09:49:32.441		
2 -	44.987	127.0	1:01.792	36.681	120.4	2:23.460 (2)	92.02	0.916	09:51:55.901
3 -	45.001	126.3	1:02.371	39.535	120.2	2:26.907 (3)	89.86	4.363	09:54:22.808
4 -	44.421	129.8	1:01.564	36.559	120.2	2:22.544 (1)	92.61		09:56:45.352

P7		17		Tom CARNE		Honda - TC Racing / SP125 racing			
LAP	SECTOR 1	SECTOR 2	SECTOR 3	LAP TIME	MPH	DIFF	TIME OF DAY		
1 -	OUTLAP	126.1	1:05.027	37.553	118.7		09:50:15.997		
2 -	45.690	124.7	1:03.098	37.232	117.6	2:26.020 (2)	90.41	2.191	09:52:42.017
3 -	45.157	125.9	1:01.848	36.824	120.2	2:23.829 (1)	91.79		09:55:05.846

P8		12		Edward RENDELL		Honda - Banks Racing			
LAP	SECTOR 1	SECTOR 2	SECTOR 3	LAP TIME	MPH	DIFF	TIME OF DAY		
1 -	OUTLAP	122.4	1:05.406	37.598	114.9		09:49:49.430		
2 -	45.833	124.7	1:03.366	36.912	116.6	2:26.111 (3)	90.35	1.774	09:52:15.541
3 -	45.331	123.8	1:02.300	36.706	118.7	2:24.337 (1)	91.46		09:54:39.878
4 -	45.980	125.9	1:01.940	36.467	116.1	2:24.387 (2)	91.43	0.050	09:57:04.265

Weather / Track : Bright / Dry

Silverstone GP
Circuit Length = 3.6673 miles
Start: 09:47 Flag 09:55 End: 09:58

MCRCB BULLETIN TK197

2013 MCE British Superbike Championship - Round 11

2013 Monster Energy British Motostar Championship

WARM-UP - SECTOR ANALYSIS

SECTOR 1 = FL to I1, SECTOR 2 = I1 to I2, SECTOR 3 = I2 to FL, DIFF = Difference To Personal Best Lap

P9		43		Arnie SHELTON		Honda - e3 motorsport		
LAP	SECTOR 1	SECTOR 2	SECTOR 3	LAP TIME	MPH	DIFF	TIME OF DAY	
1 -	OUTLAP	118.9	1:07.686	39.508	112.0		09:49:41.388	
2 -	46.266	123.8	1:05.265	37.634	117.8	2:29.165 (3)	88.50 4.245 09:52:10.553	
3 -	45.481	122.9	1:02.562	36.877	118.2	2:24.920 (1)	91.10 09:54:35.473	
4 -	45.773	121.7	1:03.103	37.130	114.9	2:26.006 (2)	90.42 1.086 09:57:01.479	

P10		41		Milo WARD		Luyten Honda - FPW Racing		
LAP	SECTOR 1	SECTOR 2	SECTOR 3	LAP TIME	MPH	DIFF	TIME OF DAY	
1 -	OUTLAP	110.9	1:06.461	38.320	115.3		09:49:50.565	
2 -	46.014	122.4	1:04.991	38.296	118.2	2:29.301 (3)	88.42 3.022 09:52:19.866	
3 -	46.096	124.7	1:04.142	38.143	113.7	2:28.381 (2)	88.97 2.102 09:54:48.247	
4 -	45.693	121.7	1:03.069	37.517	115.9	2:26.279 (1)	90.25 09:57:14.526	

P11		10		Peter SUTHERLAND		Aprilia - Kinpac Racing / Floorcoat UK		
LAP	SECTOR 1	SECTOR 2	SECTOR 3	LAP TIME	MPH	DIFF	TIME OF DAY	
1 -	OUTLAP	123.1	1:06.898	38.734	115.5		09:50:37.947	
2 -	46.614	122.0	1:03.432	37.365	115.3	2:27.411 (2)	89.56 0.855 09:53:05.358	
3 -	46.101	122.4	1:02.967	37.488	115.5	2:26.556 (1)	90.08 09:55:31.914	

P12		42 M3		James HOBSON		Honda - Two 4 Motorsport		
LAP	SECTOR 1	SECTOR 2	SECTOR 3	LAP TIME	MPH	DIFF	TIME OF DAY	
1 -	OUTLAP	122.9	1:10.086	39.736	114.5		09:49:46.389	
2 -	47.901	124.9	1:06.362	38.835	115.5	2:33.098 (3)	86.23 5.240 09:52:19.487	
3 -	46.363	124.9	1:04.778	38.485	114.3	2:29.626 (2)	88.23 1.768 09:54:49.113	
4 -	46.026	125.9	1:03.841	37.991	117.8	2:27.858 (1)	89.29 09:57:16.971	

P13		36		Jayson URIBE		Honda - Rock and Sons Racing		
LAP	SECTOR 1	SECTOR 2	SECTOR 3	LAP TIME	MPH	DIFF	TIME OF DAY	
1 -	OUTLAP	121.5	1:07.179	38.119	115.5		09:49:40.382	
2 -	47.249	122.9	1:04.479	37.922	115.5	2:29.650 (3)	88.22 1.765 09:52:10.032	
3 -	46.268	124.7	1:04.243	38.401	114.3	2:28.912 (2)	88.65 1.027 09:54:38.944	
4 -	46.566	122.6	1:03.019	38.300	115.7	2:27.885 (1)	89.27 09:57:06.829	

P14		24		Daniel COSTILLA		Honda - Repli-Cast UK		
LAP	SECTOR 1	SECTOR 2	SECTOR 3	LAP TIME	MPH	DIFF	TIME OF DAY	
1 -	OUTLAP	125.2	1:07.781	45.455	115.9		09:49:42.540	
2 -	47.022	125.4	1:04.871	37.212	120.0	2:29.105 (3)	88.54 1.168 09:52:11.645	
3 -	45.955	124.2	1:04.177	37.805	119.1	2:27.937 (1)	89.24 09:54:39.582	
4 -	46.462	126.8	1:04.296	37.806	119.5	2:28.564 (2)	88.86 0.627 09:57:08.146	

P15		13 M3		Sam BURMAN		Honda - WNT / Burman Racing		
LAP	SECTOR 1	SECTOR 2	SECTOR 3	LAP TIME	MPH	DIFF	TIME OF DAY	
1 -		124.5	1:06.675	38.872	117.2		09:49:35.698	
2 -	46.700	124.5	1:05.205	38.976	118.0	2:30.881 (3)	87.50 2.490 09:52:06.579	
3 -	46.974	124.9	1:03.866	37.972	116.6	2:28.812 (2)	88.71 0.421 09:54:35.391	
4 -	46.615	125.4	1:03.940	37.836	116.6	2:28.391 (1)	88.97 09:57:03.782	

P16		79 M3		Chris TAYLOR		Honda - Elevator Bridle & Saddle Co / Coventry Ducati		
LAP	SECTOR 1	SECTOR 2	SECTOR 3	LAP TIME	MPH	DIFF	TIME OF DAY	
1 -		127.3	1:08.072	39.709	119.3		09:49:39.014	
2 -	46.854	127.3	1:05.101	38.367	118.2	2:30.322 (3)	87.82 1.828 09:52:09.336	
3 -	46.620	127.5	1:04.559	38.762	120.0	2:29.941 (2)	88.05 1.447 09:54:39.277	
4 -	46.390	128.5	1:04.130	37.974	119.7	2:28.494 (1)	88.90 09:57:07.771	

Weather / Track : Bright / Dry

MCRCB BULLETIN TK197

2013 MCE British Superbike Championship - Round 11

2013 Monster Energy British Motostar Championship

WARM-UP - SECTOR ANALYSIS

SECTOR 1 = FL to I1, SECTOR 2 = I1 to I2, SECTOR 3 = I2 to FL, DIFF = Difference To Personal Best Lap

P17		11		Joseph THOMAS		Honda - Moto UK Racing		
LAP	SECTOR 1	SECTOR 2	SECTOR 3	LAP TIME	MPH	DIFF	TIME OF DAY	
1 -	OUTLAP	124.0	1:06.771	38.317	113.9		09:49:34.098	
2 -	47.545	122.0	1:04.725	38.423	112.9	2:30.693 (3)	87.61 1.751 09:52:04.791	
3 -	47.024	122.0	1:04.456	38.103	112.0	2:29.583 (2)	88.26 0.641 09:54:34.374	
4 -	47.167	123.8	1:03.911	37.864	113.5	2:28.942 (1)	88.64 09:57:03.316	

P18		44		Jake BAYFORD		Honda - j4ke.com		
LAP	SECTOR 1	SECTOR 2	SECTOR 3	LAP TIME	MPH	DIFF	TIME OF DAY	
1 -	OUTLAP	121.7	1:07.358	38.893	115.3		09:49:35.117	
2 -	47.072	121.7	1:05.180	39.039	115.1	2:31.291 (3)	87.26 2.174 09:52:06.408	
3 -	47.231	120.2	1:04.436	38.183	116.1	2:29.850 (2)	88.10 0.733 09:54:36.258	
4 -	46.923	120.6	1:03.895	38.299	114.3	2:29.117 (1)	88.53 09:57:05.375	

P19		88		Lewis ROLLO		Honda - RCD Motorsport		
LAP	SECTOR 1	SECTOR 2	SECTOR 3	LAP TIME	MPH	DIFF	TIME OF DAY	
1 -	OUTLAP	124.7	1:07.813	39.163	115.9		09:49:43.511	
2 -	47.823	122.2	1:05.227	38.413	114.7	2:31.463 (3)	87.16 2.193 09:52:14.974	
3 -	46.927	122.6	1:04.508	38.529	113.9	2:29.964 (2)	88.03 0.694 09:54:44.938	
4 -	46.660	122.2	1:04.124	38.486	114.3	2:29.270 (1)	88.44 09:57:14.208	

P20		65		Josh OWENS		Honda - JPL / George Roberts		
LAP	SECTOR 1	SECTOR 2	SECTOR 3	LAP TIME	MPH	DIFF	TIME OF DAY	
1 -	OUTLAP	119.6	1:09.153	39.347	115.1		09:49:46.563	
2 -	48.183	121.3	1:06.505	38.547	114.9	2:33.235 (3)	86.15 3.931 09:52:19.798	
3 -	46.620	121.7	1:04.593	38.091	114.7	2:29.304 (1)	88.42 09:54:49.102	
4 -	46.940	119.4	1:04.770	38.705	112.2	2:30.415 (2)	87.77 1.111 09:57:19.517	

P21		22		Stephanie WADDELOW		Honda - SP125 / Flossy Racing		
LAP	SECTOR 1	SECTOR 2	SECTOR 3	LAP TIME	MPH	DIFF	TIME OF DAY	
1 -	OUTLAP	120.6	1:06.959	39.773	115.3		09:50:39.845	
2 -	47.703	120.9	1:04.469	38.582	114.5	2:30.754 (2)	87.57 1.094 09:53:10.599	
3 -	46.910	120.0	1:04.117	38.633	112.6	2:29.660 (1)	88.21 09:55:40.259	

P22		35		Elliot LODGE		Honda - SP125 / SpikeRacing		
LAP	SECTOR 1	SECTOR 2	SECTOR 3	LAP TIME	MPH	DIFF	TIME OF DAY	
1 -	OUTLAP	117.5	1:06.931	39.288	112.4		09:51:00.185	
2 -	48.140	118.9	1:04.987	38.351	113.7	2:31.478 (2)	87.15 1.588 09:53:31.663	
3 -	46.936	120.9	1:04.549	38.405	113.7	2:29.890 (1)	88.08 09:56:01.553	

P23		72		Ricky TAREN		Honda - Cresswell Racing		
LAP	SECTOR 1	SECTOR 2	SECTOR 3	LAP TIME	MPH	DIFF	TIME OF DAY	
1 -	OUTLAP	120.2	1:06.436	38.830	114.1		09:49:37.819	
2 -	48.194	103.0	1:07.187	38.019	114.1	2:33.400 (3)	86.06 2.745 09:52:11.219	
3 -	47.291	118.1	1:05.181	38.214	112.0	2:30.686 (2)	87.61 0.031 09:54:41.905	
4 -	47.534	117.9	1:04.519	38.602	111.4	2:30.655 (1)	87.63 09:57:12.560	

P24		18		Paul DOBB		Honda - PDR		
LAP	SECTOR 1	SECTOR 2	SECTOR 3	LAP TIME	MPH	DIFF	TIME OF DAY	
1 -	OUTLAP	119.8	1:08.782	39.106	115.7		09:49:41.598	
2 -	47.034	122.0	1:05.382	38.614	115.1	2:31.030 (1)	87.41 09:52:12.628	
3 -	46.994	120.2	1:05.293	38.921	113.5	2:31.208 (2)	87.31 0.178 09:54:43.836	
4 -	47.842	118.3	1:05.467	38.957	113.9	2:32.266 (3)	86.70 1.236 09:57:16.102	

Weather / Track : Bright / Dry

Silverstone GP
Circuit Length = 3.6673 miles
Start: 09:47 Flag 09:55 End: 09:58

MCRCB BULLETIN TK197

2013 MCE British Superbike Championship - Round 11

2013 Monster Energy British Motostar Championship

WARM-UP - SECTOR ANALYSIS

SECTOR 1 = FL to I1, SECTOR 2 = I1 to I2, SECTOR 3 = I2 to FL, DIFF = Difference To Personal Best Lap

P25		4		Louis VALLELEY		Honda - Cresswell Racing		
LAP	SECTOR 1	SECTOR 2	SECTOR 3	LAP TIME	MPH	DIFF	TIME OF DAY	
1 -	OUTLAP	117.7	1:10.856	39.928	113.7		09:49:44.704	
2 -	49.064	114.7	1:08.072	39.686	113.7	2:36.822 (2)	84.18 1.282 09:52:21.526	
3 -	48.500	117.3	1:07.406	39.634	111.4	2:35.540 (1)	84.88 09:54:57.066	
4 -	48.711	116.5	1:09.155	39.882	111.0	2:37.748 (3)	83.69 2.208 09:57:34.814	

P26		49		Nigel PALMER		Honda - QRG Motorcycles		
LAP	SECTOR 1	SECTOR 2	SECTOR 3	LAP TIME	MPH	DIFF	TIME OF DAY	
1 -	OUTLAP	110.3	1:11.929	41.532	107.1		09:49:49.509	
2 -	50.081	111.8	1:08.825	40.515	110.1	2:39.421 (2)	82.81 2.693 09:52:28.930	
3 -	48.763	114.9	1:07.221	40.744	111.2	2:36.728 (1)	84.23 09:55:05.658	

P27		7		Jamie ASHBY		Honda - JPA Racing		
LAP	SECTOR 1	SECTOR 2	SECTOR 3	LAP TIME	MPH	DIFF	TIME OF DAY	
1 -	OUTLAP	118.3	1:13.537	41.972	113.9		09:50:46.030	
2 -	49.831	120.6	1:09.544	40.961	112.4	2:40.336 (2)	82.34 2.331 09:53:26.366	
3 -	48.767	121.1	1:09.249	39.989	114.5	2:38.005 (1)	83.55 09:56:04.371	

P28		47		Jake ARCHER		Honda - Jake Archer Racing		
LAP	SECTOR 1	SECTOR 2	SECTOR 3	LAP TIME	MPH	DIFF	TIME OF DAY	
1 -	OUTLAP	117.1	1:17.233	42.925	111.2		09:50:36.027	
2 -	53.035	118.5	1:12.691	41.359	110.3	2:47.085 (2)	79.01 5.129 09:53:23.112	
3 -	50.711	117.9	1:10.712	40.533	113.9	2:41.956 (1)	81.51 09:56:05.068	

P29		3		Taz TAYLOR		Luyten Honda - FPW Racing		
LAP	SECTOR 1	SECTOR 2	SECTOR 3	LAP TIME	MPH	DIFF	TIME OF DAY	
1 -	OUTLAP	101.0	1:11.719	IN PIT		P	09:49:53.677	

P30		64		Asher DURHAM		Seel Honda - Brindley Machinery / RFID Protect		
LAP	SECTOR 1	SECTOR 2	SECTOR 3	LAP TIME	MPH	DIFF	TIME OF DAY	
1 -	OUTLAP	124.9	1:05.903	38.516	119.1		09:49:36.054	

P31		77		Jason VERNON		Honda - SGR Racing		
LAP	SECTOR 1	SECTOR 2	SECTOR 3	LAP TIME	MPH	DIFF	TIME OF DAY	
1 -	OUTLAP	119.1	1:07.853	38.946	113.7		09:49:42.260	

MCRCB BULLETIN TK198**2013 MCE British Superbike Championship - Round 11****2013 Monster Energy British Motostar Championship****WARM-UP - BEST SPEEDS**

POS	SECTOR 1			SECTOR 2			FINISH LINE		
	NO	NAME	MPH	NO	NAME	MPH	NO	NAME	MPH
1	66	Joe IRVING	132.3				66	Joe IRVING	124.0
2	195	Jules DANILO	131.3				95	Tarran MACKENZIE	122.4
3	40	Joe FRANCIS	130.0				195	Jules DANILO	122.0
4	34	Jordan WEAVING	129.8				40	Joe FRANCIS	120.6
5	95	Tarran MACKENZIE	129.3				34	Jordan WEAVING	120.4
6	67	Andy REID	128.5				17	Tom CARNE	120.2
7	79	Chris TAYLOR	128.5				67	Andy REID	120.2
8	24	Daniel COSTILLA	126.8				24	Daniel COSTILLA	120.0
9	17	Tom CARNE	126.1				79	Chris TAYLOR	120.0
10	12	Edward RENDELL	125.9				64	Asher DURHAM	119.1
11	42	James HOBSON	125.9				12	Edward RENDELL	118.7
12	13	Sam BURMAN	125.4				41	Milo WARD	118.2
13	64	Asher DURHAM	124.9				43	Arnie SHELTON	118.2
14	36	Jayson URIBE	124.7				13	Sam BURMAN	118.0
15	41	Milo WARD	124.7				42	James HOBSON	117.8
16	88	Lewis ROLLO	124.7				44	Jake BAYFORD	116.1
17	11	Joseph THOMAS	124.0				88	Lewis ROLLO	115.9
18	43	Arnie SHELTON	123.8				18	Paul DOBB	115.7
19	10	Peter SUTHERLAND	123.1				36	Jayson URIBE	115.7
20	18	Paul DOBB	122.0				10	Peter SUTHERLAND	115.5
21	44	Jake BAYFORD	121.7				22	Stephanie WADDELOW	115.3
22	65	Josh OWENS	121.7				65	Josh OWENS	115.1
23	7	Jamie ASHBY	121.1				7	Jamie ASHBY	114.5
24	22	Stephanie WADDELOW	120.9				72	Ricky TARREN	114.1
25	35	Elliot LODGE	120.9				11	Joseph THOMAS	113.9
26	72	Ricky TARREN	120.2				47	Jake ARCHER	113.9
27	77	Jason VERNON	119.1				4	Louis VALLELEY	113.7
28	47	Jake ARCHER	118.5				35	Elliot LODGE	113.7
29	4	Louis VALLELEY	117.7				77	Jason VERNON	113.7
30	49	Nigel PALMER	114.9				49	Nigel PALMER	111.2
31	3	Taz TAYLOR	101.0						

Weather / Track : Bright / Dry

Results can be found at www.tsl-timing.com

Silverstone GP

Circuit Length = 3.6673 miles

Start: 09:47 Flag 09:55 End: 09:58

Printed - 09:59 Sunday, 06 October 2013

MCRCB BULLETIN TK199

2013 MCE British Superbike Championship - Round 11

2013 Monster Energy British Motostar Championship

WARM-UP - BEST SECTORS

SECTOR 1			SECTOR 2			SECTOR 3			IDEAL / BEST COMPARISON						
POS	NO	NAME	TIME	NO	NAME	TIME	NO	NAME	TIME	POS	NO	NAME	IDEAL	BEST	DIFF
1	195	DANILO	43.896	195	DANILO	1:00.444	195	DANILO	35.452				PERFECT LAP	2:19.792	
2	95	MACKENZIE	44.205	66	IRVING	1:00.507	95	MACKENZIE	35.604	1	195	DANILO	2:19.792	2:19.861	0.069
3	66	IRVING	44.287	67	REID	1:00.650	67	REID	35.687	2	66	IRVING	2:20.505	2:20.836	0.331
4	40	FRANCIS	44.407	95	MACKENZIE	1:00.841	66	IRVING	35.711	3	95	MACKENZIE	2:20.650	2:20.694	0.044
5	34	WEAVING	44.421	40	FRANCIS	1:01.430	40	FRANCIS	36.193	4	67	REID	2:20.822	2:21.036	0.214
6	67	REID	44.485	34	WEAVING	1:01.564	12	RENDELL	36.467	5	40	FRANCIS	2:22.030	2:22.070	0.040
7	17	CARNE	45.157	17	CARNE	1:01.848	34	WEAVING	36.559	6	34	WEAVING	2:22.544	2:22.544	0.000
8	12	RENDELL	45.331	12	RENDELL	1:01.940	17	CARNE	36.824	7	12	RENDELL	2:23.738	2:24.337	0.599
9	43	SHELTON	45.481	43	SHELTON	1:02.562	43	SHELTON	36.877	8	17	CARNE	2:23.829	2:23.829	0.000
10	41	WARD	45.693	10	SUTHERLAND	1:02.967	24	COSTILLA	37.212	9	43	SHELTON	2:24.920	2:24.920	0.000
11	24	COSTILLA	45.955	36	URIBE	1:03.019	10	SUTHERLAND	37.365	10	41	WARD	2:26.279	2:26.279	0.000
12	42	HOBSON	46.026	41	WARD	1:03.069	41	WARD	37.517	11	10	SUTHERLAND	2:26.433	2:26.556	0.123
13	10	SUTHERLAND	46.101	42	HOBSON	1:03.841	13	BURMAN	37.836	12	36	URIBE	2:27.209	2:27.885	0.676
14	36	URIBE	46.268	13	BURMAN	1:03.866	11	THOMAS	37.864	13	24	COSTILLA	2:27.344	2:27.937	0.593
15	79	TAYLOR	46.390	44	BAYFORD	1:03.895	36	URIBE	37.922	14	42	HOBSON	2:27.858	2:27.858	0.000
16	13	BURMAN	46.615	11	THOMAS	1:03.911	79	TAYLOR	37.974	15	13	BURMAN	2:28.317	2:28.391	0.074
17	65	OWENS	46.620	22	WADDELOW	1:04.117	42	HOBSON	37.991	16	79	TAYLOR	2:28.494	2:28.494	0.000
18	88	ROLLO	46.660	88	ROLLO	1:04.124	72	TARREN	38.019	17	11	THOMAS	2:28.799	2:28.942	0.143
19	64	DURHAM	46.798	79	TAYLOR	1:04.130	65	OWENS	38.091	18	44	BAYFORD	2:29.001	2:29.117	0.116
20	22	WADDELOW	46.910	24	COSTILLA	1:04.177	44	BAYFORD	38.183	19	88	ROLLO	2:29.197	2:29.270	0.073
21	44	BAYFORD	46.923	72	TARREN	1:04.519	35	LODGE	38.351	20	65	OWENS	2:29.304	2:29.304	0.000
22	35	LODGE	46.936	35	LODGE	1:04.549	88	ROLLO	38.413	21	22	WADDELOW	2:29.609	2:29.660	0.051
23	18	DOBB	46.994	65	OWENS	1:04.593	64	DURHAM	38.516	22	72	TARREN	2:29.829	2:30.655	0.826
24	11	THOMAS	47.024	18	DOBB	1:05.293	22	WADDELOW	38.582	23	35	LODGE	2:29.836	2:29.890	0.054
25	72	TARREN	47.291	64	DURHAM	1:05.903	18	DOBB	38.614	24	18	DOBB	2:30.901	2:31.030	0.129
26	4	VALLELEY	48.500	49	PALMER	1:07.221	77	VERNON	38.946	25	64	DURHAM	2:31.217		
27	49	PALMER	48.763	4	VALLELEY	1:07.406	4	VALLELEY	39.634	26	4	VALLELEY	2:35.540	2:35.540	0.000
28	7	ASHBY	48.767	77	VERNON	1:07.853	7	ASHBY	39.989	27	49	PALMER	2:36.499	2:36.728	0.229
29	47	ARCHER	50.711	7	ASHBY	1:09.249	49	PALMER	40.515	28	7	ASHBY	2:38.005	2:38.005	0.000
30				47	ARCHER	1:10.712	47	ARCHER	40.533	29	47	ARCHER	2:41.956	2:41.956	0.000
31				3	TAYLOR	1:11.719				30	77	VERNON			
										31	3	TAYLOR			

Weather / Track : Bright / Dry

Results can be found at www.tsl-timing.com

Silverstone GP

Circuit Length = 3.6673 miles

Start: 09:47 Flag 09:55 End: 09:58

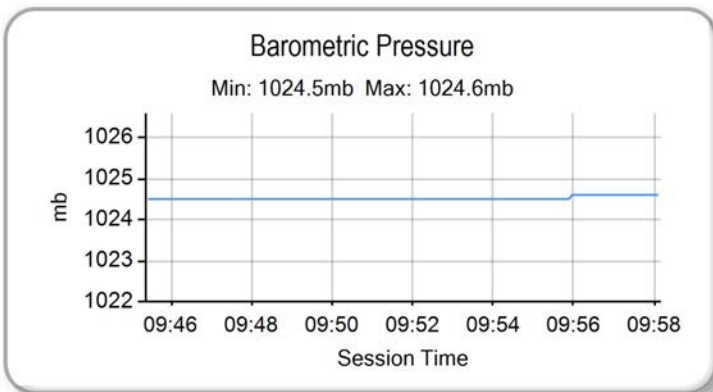
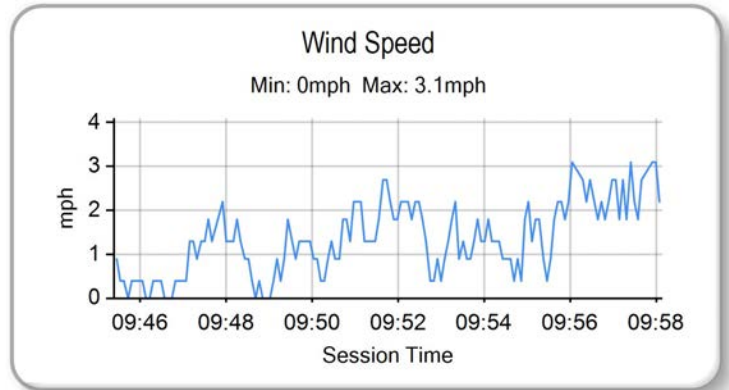
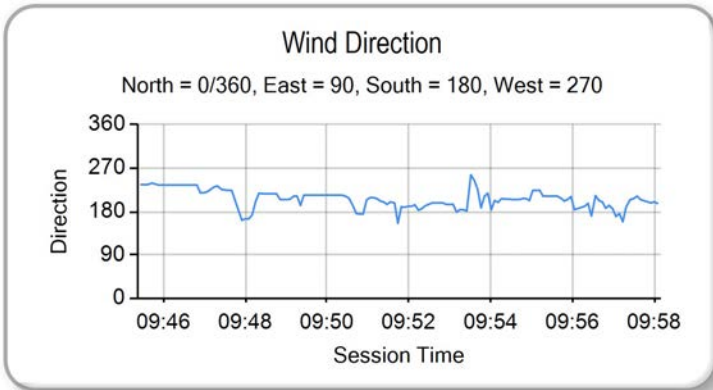
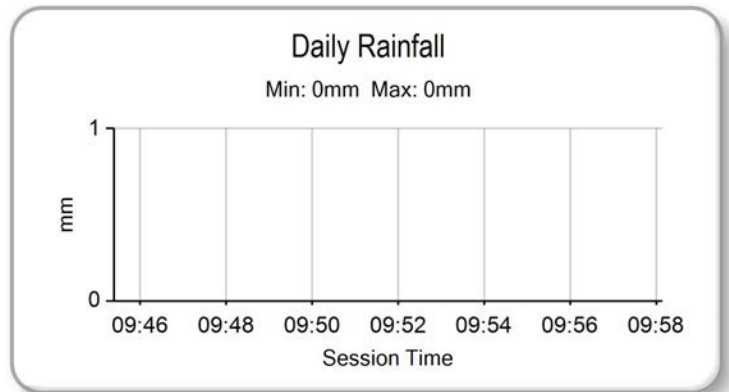
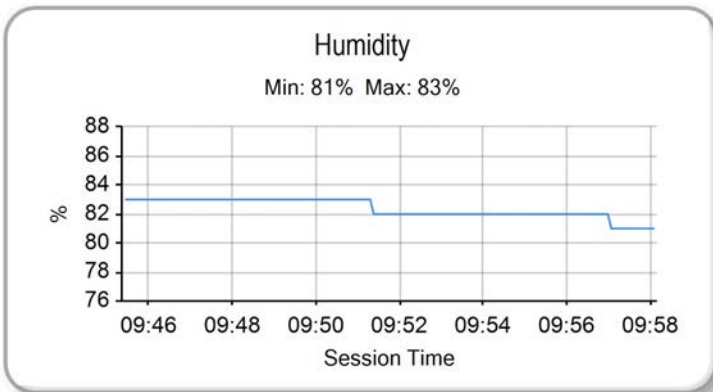
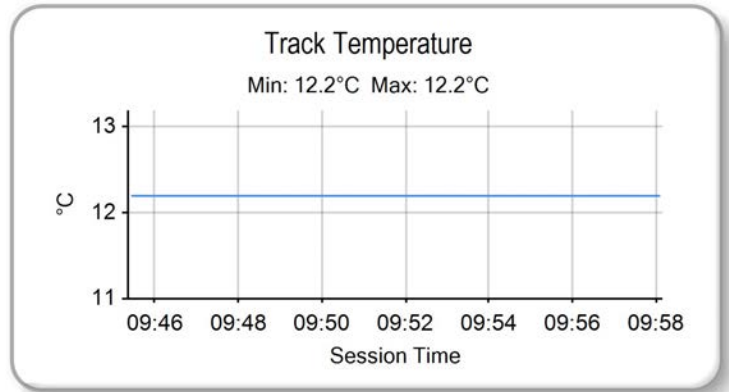
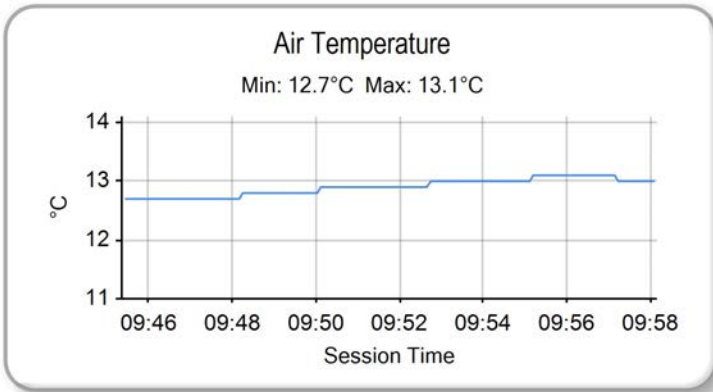
Printed - 09:59 Sunday, 06 October 2013

MCRCB BULLETIN TK200

2013 MCE British Superbike Championship - Round 11

2013 Monster Energy British Motostar Championship

WARM-UP - WEATHER CONDITIONS



Weather / Track : Bright / Dry

Results can be found at www.tsl-timing.com

Silverstone GP
Circuit Length = 3.6673 miles
Start: 09:47 Flag 09:55 End: 09:58

Printed - 10:00 Sunday, 06 October 2013



ROW 11				31	47	Jake ARCHER	2:37.884
ROW 10	30	7	Jamie ASHBY	29	49	Nigel PALMER	2:33.788
ROW 9				28	4	Louis VALLELEY	
ROW 8				27	77	Jason VERNON	2:32.829
ROW 7				26	88	Lewis ROLLO	2:32.781
ROW 6				25	18	Paul DOBB	2:32.653
ROW 5	24	79	Chris TAYLOR	23	72	Ricky TARREN	2:28.695
ROW 4				22	65	Josh OWENS	
ROW 3				21	13	Sam BURMAN	2:28.301
ROW 2				20	64	Asher DURHAM	2:28.191
ROW 1				19	22	Stephanie WADDELOW	2:28.135
ROW 11	18	44	Jake BAYFORD	17	24	Daniel COSTILLA	2:26.770
ROW 10				16	35	Elliot LODGE	
ROW 9				15	11	Joseph THOMAS	2:26.336
ROW 8				14	42	James HOBSON	2:26.298
ROW 7				13	3	Taz TAYLOR	2:25.305
ROW 6	12	41	Milo WARD	11	43	Arnie SHELTON	2:24.552
ROW 5				10	36	Jayson URIBE	
ROW 4				9	10	Peter SUTHERLAND	2:23.859
ROW 3				8	12	Edward RENDELL	2:22.206
ROW 2				7	17	Tom CARNE	2:22.071
ROW 1	6	40	Joe FRANCIS	5	34	Jordan WEAIVING	2:20.653
ROW 11				4	95	Tarran MACKENZIE	
ROW 10				3	66	Joe IRVING	2:20.047
ROW 9				2	195	Jules DANILO	2:19.742
ROW 8				1	67	Andy REID	2:19.272
ROW 7							Pole

Silverstone GP
Circuit Length = 3.6673 miles

These results are provisional until the conclusion of any judicial and technical matters.

Race Director :	Stewards :	Timekeeper :
-----------------	------------	--------------

Results can be found at www.britishsuperbike.com

Printed - 09:58 Sunday, 06 October 2013



RACE 8 - CLASSIFICATION



POS	NO	CL	PIC NAME	ENTRY	LAPS	TIME	GAP	DIFF	MPH	BEST	ON
1	195	M3	1 Jules DANILO	Kalex KTM - Cygnet Racing / Furygan	8	18:38.670			94.41	2:18.679	8
2	66	M3	2 Joe IRVING	KTM - RS Racing / The Toad and Tatle Pub	8	18:38.727	0.057	0.057	94.41	2:18.619	8
3	67		1 Andy REID	Honda - RS Racing	8	18:45.055	6.385	6.328	93.87	2:19.457	4
4	95	M3	3 Tarran MACKENZIE	KTM - Redline KTM	8	18:45.130	6.460	0.075	93.87	2:19.454	4
5	34	M3	4 Jordan WEAIVING	KTM - Jordan Racing / Burkert	8	18:45.394	6.724	0.264	93.85	2:19.300	7
6	12		2 Edward RENDELL	Honda - Banks Racing	8	18:58.611	19.941	13.217	92.76	2:21.243	3
7	40	M3	5 Joe FRANCIS	Honda - Team WD40	8	19:00.618	21.948	2.007	92.59	2:21.353	2
8	17		3 Tom CARNE	Honda - TC Racing / SP125 racing	8	19:11.305	32.635	10.687	91.73	2:23.036	2
9	10		4 Peter SUTHERLAND	Aprilia - Kinpac Racing / Floorcoat UK	8	19:15.399	36.729	4.094	91.41	2:23.374	8
10	3		5 Taz TAYLOR	Luyten Honda - FPW Racing	8	19:15.598	36.928	0.199	91.39	2:23.572	7
11	43		6 Arnie SHELTON	Honda - e3 motorsport	8	19:16.188	37.518	0.590	91.35	2:23.351	5
12	41		7 Milo WARD	Luyten Honda - FPW Racing	8	19:30.679	52.009	14.491	90.22	2:25.273	5
13	36		8 Jayson URIBE	Honda - Rock and Sons Racing	8	19:30.762	52.092	0.083	90.21	2:25.091	4
14	35		9 Elliot LODGE	Honda - SP125 / SpikeRacing	8	19:30.961	52.291	0.199	90.19	2:25.127	3
15	24		10 Daniel COSTILLA	Honda - Repli-Cast UK	8	19:33.805	55.135	2.844	89.98	2:24.995	8
16	42	M3	6 James HOBSON	Honda - Two 4 Motorsport	8	19:34.371	55.701	0.566	89.93	2:24.789	8
17	64		11 Asher DURHAM	Seel Honda - Brindley Machinery / RFID Protect	8	19:34.915	56.245	0.544	89.89	2:25.275	8
18	11		12 Joseph THOMAS	Honda - Moto UK Racing	8	19:35.131	56.461	0.216	89.87	2:25.204	8
19	88		13 Lewis ROLLO	Honda - RCD Motorsport	8	19:49.907	1:11.237	14.776	88.76	2:26.871	3
20	44		14 Jake BAYFORD	Honda - j4ke.com	8	19:49.929	1:11.259	0.022	88.76	2:26.774	4
21	79	M3	7 Chris TAYLOR	Honda - Elevator Bridle & Saddle Co / Coventry Duc	8	19:50.074	1:11.404	0.145	88.75	2:27.144	5
22	13	M3	8 Sam BURMAN	Honda - WNT / Burman Racing	8	19:50.531	1:11.861	0.457	88.71	2:27.272	3
23	65		15 Josh OWENS	Honda - JPL / George Roberts	8	19:58.033	1:19.363	7.502	88.16	2:27.981	7
24	22		16 Stephanie WADDELOW	Honda - SP125 / Flossy Racing	8	20:00.887	1:22.217	2.854	87.95	2:28.596	3
25	72		17 Ricky TARREN	Honda - Cresswell Racing	8	20:01.137	1:22.467	0.250	87.93	2:27.974	2
26	77		18 Jason VERNON	Honda - SGR Racing	8	20:09.462	1:30.792	8.325	87.32	2:29.655	3
27	18		19 Paul DOBB	Honda - PDR	8	20:09.689	1:31.019	0.227	87.31	2:30.152	8
28	7		20 Jamie ASHBY	Honda - JPA Racing	8	20:39.857	2:01.187	30.168	85.18	2:33.149	8
29	49		21 Nigel PALMER	Honda - QRG Motorcycles	8	20:39.863	2:01.193	0.006	85.18	2:33.148	8
30	47		22 Jake ARCHER	Honda - Jake Archer Racing	8	20:40.124	2:01.454	0.261	85.16	2:32.949	8

NOT CLASSIFIED

DNF	4		Louis VALLELEY	Honda - Cresswell Racing	4	10:19.102	4 Laps	4 Laps	85.30	2:32.760	4
-----	---	--	----------------	--------------------------	---	-----------	--------	--------	-------	----------	---

FASTEST LAP

66	M3	Joe IRVING	KTM - RS Racing / The Toad and Tatle Pub	8	2:18.619	95.24 mph	153.27 kph
67		Andy REID	Honda - RS Racing	4	2:19.457	94.67 mph	152.35 kph

New Lap Record

Silverstone GP

Circuit Length = 3.6673 miles

Start: 14:06 Flag 14:25 End: 14:27

Weather / Track : Bright / Dry

These results are provisional until the conclusion of any judicial and technical matters.

Race Director :	Stewards :	Timekeeper :
-----------------	------------	--------------

Results can be found at www.britishsuperbike.com

Printed - 14:28 Sunday, 06 October 2013



MCRCB BULLETIN TK238

2013 MCE British Superbike Championship - Round 11

2013 Monster Energy British Motostar Championship

RACE 8 - LAP CHART

LAP 1		
NO	BEHIND	LAP TIME

195		2:23.546
66	0.218	2:23.764
34	0.560	2:24.106
67	0.712	2:24.258
95	1.081	2:24.627
40	1.442	2:24.988
12	1.738	2:25.284
17	2.588	2:26.134
10	4.150	2:27.696
3	4.446	2:27.992
43	4.871	2:28.417
36	6.897	2:30.443
35	7.263	2:30.809
41	7.446	2:30.992
11	7.971	2:31.517
42	8.456	2:32.002
64	8.902	2:32.448
24	9.068	2:32.614
13	10.062	2:33.608
44	10.257	2:33.803
22	11.043	2:34.589
79	11.375	2:34.921
88	12.301	2:35.847
72	12.426	2:35.972
65	12.661	2:36.207
18	12.863	2:36.409
77	13.474	2:37.020
4	15.947	2:39.493
49	16.761	2:40.307
7	16.851	2:40.397
47	17.766	2:41.312

LAP 2		
NO	BEHIND	LAP TIME

195		2:19.760
66	1.069	2:20.611
67	1.379	2:20.427
34	1.427	2:20.627
95	1.582	2:20.261
40	3.035	2:21.353
12	3.227	2:21.249
17	5.864	2:23.036
3	8.967	2:24.281
10	8.984	2:24.594
43	9.372	2:24.261
36	13.491	2:26.354
35	13.710	2:26.207
41	13.897	2:26.211
11	14.346	2:26.135
42	14.803	2:26.107
64	15.562	2:26.420
24	15.747	2:26.439
13	17.904	2:27.602
44	18.843	2:28.346
79	19.222	2:27.607
88	19.941	2:27.400
72	20.640	2:27.974
22	20.913	2:29.630
65	21.251	2:28.350
18	23.328	2:30.225
77	23.450	2:29.736
4	29.262	2:33.075

49	32.486	2:35.485
7	32.602	2:35.511
47	33.237	2:35.231

LAP 3		
NO	BEHIND	LAP TIME

195		2:19.249
66	0.770	2:18.950
67	2.141	2:20.011
34	2.181	2:20.003
95	2.190	2:19.857
40	5.178	2:21.392
12	5.221	2:21.243
17	9.852	2:23.237
3	13.870	2:24.152
43	14.146	2:24.023
10	14.797	2:25.062
35	19.588	2:25.127
36	20.389	2:26.147
41	20.812	2:26.164
42	21.749	2:26.195
24	21.791	2:25.293
11	22.021	2:26.924
64	22.578	2:26.265
13	25.927	2:27.272
44	27.259	2:27.665
79	27.274	2:27.301
88	27.563	2:26.871
22	30.260	2:28.596
72	30.591	2:29.200
65	30.656	2:28.654
77	33.856	2:29.655
18	34.341	2:30.262
4	43.787	2:33.774
7	48.041	2:34.688
49	48.042	2:34.805
47	48.359	2:34.371

LAP 4		
NO	BEHIND	LAP TIME

195		2:19.445
66	0.715	2:19.390
67	2.153	2:19.457
95	2.199	2:19.454
34	2.537	2:19.801
40	7.215	2:21.482
12	7.413	2:21.637
17	13.558	2:23.151
3	18.452	2:24.027
10	18.987	2:23.635
43	19.062	2:24.361
35	25.643	2:25.500
36	26.035	2:25.091
41	26.941	2:25.574
42	28.479	2:26.175
11	28.771	2:26.195
24	28.776	2:26.430
64	28.964	2:25.831
44	34.588	2:26.774
13	34.686	2:28.204
88	35.302	2:27.184
79	35.749	2:27.920
65	39.923	2:28.712
22	39.995	2:29.180

72	40.246	2:29.100
77	44.562	2:30.151
18	45.272	2:30.376
4	57.102	2:32.760
49	1:02.920	2:34.323
7	1:02.966	2:34.370
47	1:03.402	2:34.488

LAP 5		
NO	BEHIND	LAP TIME

195		2:19.016
66	0.406	2:18.707
67	3.298	2:20.161
34	3.699	2:20.178
95	3.757	2:20.574
12	10.541	2:22.144
40	10.770	2:22.571
17	18.252	2:23.710
3	23.034	2:23.598
43	23.397	2:23.351
10	23.884	2:23.913
36	32.498	2:25.479
35	32.763	2:26.136
41	33.198	2:25.273
24	35.907	2:26.147
64	36.858	2:26.910
11	37.131	2:27.376
42	37.235	2:27.772
44	43.079	2:27.507
88	43.426	2:27.140
13	43.844	2:28.174
79	43.877	2:27.144
22	51.239	2:30.260
72	51.274	2:30.044
65	51.319	2:30.412
18	56.877	2:30.621
77	56.977	2:31.431
7	1:18.896	2:34.946
49	1:19.226	2:35.322
47	1:19.393	2:35.007

LAP 6		
NO	BEHIND	LAP TIME

66		2:19.467
195	0.128	2:20.001
95	3.420	2:19.536
67	3.423	2:19.998
34	4.045	2:20.219
12	12.858	2:22.190
40	13.763	2:22.866
17	21.598	2:23.219
3	26.955	2:23.794
43	27.207	2:23.683
10	27.596	2:23.585
36	38.154	2:25.529
35	38.714	2:25.824
41	38.836	2:25.511
24	42.179	2:26.145
64	43.070	2:26.085
11	43.293	2:26.035
42	43.586	2:26.224
88	51.677	2:28.124
44	51.919	2:28.713
79	52.062	2:28.058

13	52.425	2:28.454
65	1:01.049	2:29.603
72	1:01.600	2:30.199
22	1:01.655	2:30.289
18	1:07.824	2:30.820
77	1:07.910	2:30.806
7	1:32.183	2:33.160
49	1:32.604	2:33.251
47	1:33.263	2:33.743

LAP 7		
NO	BEHIND	LAP TIME

195		2:18.974
66	0.117	2:19.219
34	4.243	2:19.300
67	4.283	2:19.962
95	4.451	2:20.133
12	15.794	2:22.038
40	17.281	2:22.620
17	26.633	2:24.137
3	31.425	2:23.572
10	32.034	2:23.540
43	32.445	2:24.340
36	44.703	2:25.651
35	45.105	2:25.493
41	45.198	2:25.464
24	48.819	2:25.742
42	49.591	2:25.107
64	49.649	2:25.681
11	49.936	2:25.745
44	1:01.906	2:29.089
88	1:01.973	2:29.398
79	1:02.037	2:29.077
13	1:02.531	2:29.208
65	1:09.928	2:27.981
22	1:11.601	2:29.048
72	1:11.852	2:29.354
77	1:19.283	2:30.475
18	1:19.546	2:30.824
7	1:46.717	2:33.636
49	1:46.724	2:33.222
47	1:47.184	2:33.023

LAP 8		
NO	BEHIND	LAP TIME

195		2:18.679
66	0.057	2:18.619
67	6.385	2:20.781
95	6.460	2:20.688
34	6.724	2:21.160
12	19.941	2:22.826
40	21.948	2:23.346
17	32.635	2:24.681
10	36.729	2:23.374
3	36.928	2:24.182
43	37.518	2:23.752
41	52.009	2:25.490
36	52.092	2:26.068
35	52.291	2:25.865
24	55.135	2:24.995
42	55.701	2:24.789
64	56.245	2:25.275
11	56.461	2:25.204
88	1:11.237	2:27.943

44	1:11.259	2:28.032
79	1:11.404	2:28.046
13	1:11.861	2:28.009
65	1:19.363	2:28.114
22	1:22.217	2:29.295
72	1:22.467	2:29.294
77	1:30.792	2:30.188
18	1:31.019	2:30.152
7	2:01.187	2:33.149
49	2:01.193	2:33.148
47	2:01.454	2:32.949

Weather / Track : Bright / Dry

Silverstone GP

Circuit Length = 3.6673 miles

Start: 14:06 Flag 14:25 End: 14:27

Results can be found at www.tsl-timing.com

Printed - 14:32 Sunday, 06 October 2013

MCRCB BULLETIN TK239

2013 MCE British Superbike Championship - Round 11

2013 Monster Energy British Motostar Championship

RACE 8 - POSITION CHART

No	Name	Lap								
		Pos	1	2	3	4	5	6	7	8
67	REID	1	195	195	195	195	195	66	195	195
195	DANILO	2	66	66	66	66	66	195	66	66
66	IRVING	3	34	67	67	67	67	95	34	67
95	MACKENZIE	4	67	34	34	95	34	67	67	95
34	WEAVING	5	95	95	95	34	95	34	95	34
40	FRANCIS	6	40	40	40	40	12	12	12	12
17	CARNE	7	12	12	12	12	40	40	40	40
12	RENDELL	8	17	17	17	17	17	17	17	17
10	SUTHERLAND	9	10	3	3	3	3	3	3	10
36	URIBE	10	3	10	43	10	43	43	10	3
43	SHELTON	11	43	43	10	43	10	10	43	43
41	WARD	12	36	36	35	35	36	36	36	41
3	TAYLOR	13	35	35	36	36	35	35	35	36
42	HOBSON	14	41	41	41	41	41	41	41	35
11	THOMAS	15	11	11	42	42	24	24	24	24
35	LODGE	16	42	42	24	11	64	64	42	42
24	COSTILLA	17	64	64	11	24	11	11	64	64
44	BAYFORD	18	24	24	64	64	42	42	11	11
22	WADDELOW	19	13	13	13	44	44	88	44	88
64	DURHAM	20	44	44	44	13	88	44	88	44
13	BURMAN	21	22	79	79	88	13	79	79	79
65	OWENS	22	79	88	88	79	79	13	13	13
72	TARREN	23	88	72	22	65	22	65	65	65
79	TAYLOR	24	72	22	72	22	72	72	22	22
18	DOBB	25	65	65	65	72	65	22	72	72
88	ROLLO	26	18	18	77	77	18	18	77	77
77	VERNON	27	77	77	18	18	77	77	18	18
4	VALLELEY	28	4	4	4	4	7	7	7	7
49	PALMER	29	49	49	7	49	49	49	49	49
7	ASHBY	30	7	7	49	7	47	47	47	47
47	ARCHER	31	47	47	47	47				

Weather / Track : Bright / Dry

Results can be found at www.tsl-timing.com

Silverstone GP
 Circuit Length = 3.6673 miles
 Start: 14:06 Flag 14:25 End: 14:27

Printed - 14:33 Sunday, 06 October 2013

MCRCB BULLETIN TK240

2013 MCE British Superbike Championship - Round 11

2013 Monster Energy British Motostar Championship

RACE 8 - SECTOR ANALYSIS

SECTOR 1 = FL to I1, SECTOR 2 = I1 to I2, SECTOR 3 = I2 to FL, DIFF = Difference To Personal Best Lap

P1		195	M3	Jules DANILO		Kalex KTM - Cygnet Racing / Furygan				
LAP	SECTOR 1		SECTOR 2		SECTOR 3		LAP TIME	MPH	DIFF	TIME OF DAY
1 -		127.8		1:01.019	35.700	120.8	2:23.546	91.97	4.867	14:09:17.337
2 -	43.947	127.0		1:00.260	35.553	121.5	2:19.760	94.46	1.081	14:11:37.097
3 -	43.653	128.5		1:00.208	35.388	121.5	2:19.249	94.81	0.570	14:13:56.346
4 -	43.997	127.8		1:00.043	35.405	121.1	2:19.445	94.67	0.766	14:16:15.791
5 -	43.874	126.8		59.878	35.264	121.3	2:19.016 (3)	94.97	0.337	14:18:34.807
6 -	44.000	127.5		1:00.364	35.637	121.5	2:20.001	94.30	1.322	14:20:54.808
7 -	43.880	127.5		59.844	35.250	121.7	2:18.974 (2)	94.99	0.295	14:23:13.782
8 -	43.623	128.3		59.737	35.319	121.1	2:18.679 (1)	95.20		14:25:32.461

P2		66	M3	Joe IRVING		KTM - RS Racing / The Toad and Tatle Pub				
LAP	SECTOR 1		SECTOR 2		SECTOR 3		LAP TIME	MPH	DIFF	TIME OF DAY
1 -		131.5		1:01.304	35.561	123.6	2:23.764	91.83	5.145	14:09:17.555
2 -	43.821	131.5		1:00.895	35.895	123.8	2:20.611	93.89	1.992	14:11:38.166
3 -	43.796	131.0		59.901	35.253	124.0	2:18.950 (3)	95.01	0.331	14:13:57.116
4 -	43.984	130.3		1:00.120	35.286	123.3	2:19.390	94.71	0.771	14:16:16.506
5 -	43.610	130.8		59.764	35.333	124.7	2:18.707 (2)	95.18	0.088	14:18:35.213
6 -	43.770	132.1		1:00.061	35.636	121.1	2:19.467	94.66	0.848	14:20:54.680
7 -	44.033	129.0		1:00.128	35.058	124.5	2:19.219	94.83	0.600	14:23:13.899
8 -	43.614	131.3		59.892	35.113	124.0	2:18.619 (1)	95.24		14:25:32.518

P3		67	Andy REID		Honda - RS Racing					
LAP	SECTOR 1		SECTOR 2		SECTOR 3		LAP TIME	MPH	DIFF	TIME OF DAY
1 -		130.5		1:01.219	35.869	122.9	2:24.258	91.51	4.801	14:09:18.049
2 -	43.561	131.3		1:00.797	36.069	121.1	2:20.427	94.01	0.970	14:11:38.476
3 -	43.975	127.3		1:00.340	35.696	119.7	2:20.011	94.29	0.554	14:13:58.487
4 -	44.118	129.8		1:00.065	35.274	118.7	2:19.457 (1)	94.67		14:16:17.944
5 -	44.000	128.0		1:00.236	35.925	118.9	2:20.161	94.19	0.704	14:18:38.105
6 -	44.128	123.8		1:00.446	35.424	118.7	2:19.998 (3)	94.30	0.541	14:20:58.103
7 -	43.866	128.5		1:00.090	36.006	124.3	2:19.962 (2)	94.32	0.505	14:23:18.065
8 -	44.275	128.5		1:00.842	35.664	118.4	2:20.781	93.77	1.324	14:25:38.846

P4		95	M3	Tarran MACKENZIE		KTM - Redline KTM				
LAP	SECTOR 1		SECTOR 2		SECTOR 3		LAP TIME	MPH	DIFF	TIME OF DAY
1 -		126.6		1:02.087	35.650	123.6	2:24.627	91.28	5.173	14:09:18.418
2 -	43.718	129.3		1:00.776	35.767	124.3	2:20.261	94.12	0.807	14:11:38.679
3 -	43.789	129.8		1:00.595	35.473	123.6	2:19.857 (3)	94.39	0.403	14:13:58.536
4 -	43.615	128.5		1:00.343	35.496	122.6	2:19.454 (1)	94.67		14:16:17.990
5 -	43.962	125.2		1:00.826	35.786	123.6	2:20.574	93.91	1.120	14:18:38.564
6 -	43.598	127.8		1:00.320	35.618	122.2	2:19.536 (2)	94.61	0.082	14:20:58.100
7 -	43.879	125.6		1:00.654	35.600	121.5	2:20.133	94.21	0.679	14:23:18.233
8 -	44.279	128.3		1:00.832	35.577	122.6	2:20.688	93.84	1.234	14:25:38.921

P5		34	M3	Jordan WEAVING		KTM - Jordan Racing / Burkert				
LAP	SECTOR 1		SECTOR 2		SECTOR 3		LAP TIME	MPH	DIFF	TIME OF DAY
1 -		127.8		1:01.014	36.105	122.0	2:24.106	91.61	4.806	14:09:17.897
2 -	43.704	129.8		1:00.914	36.009	122.2	2:20.627	93.88	1.327	14:11:38.524
3 -	43.955	126.6		1:00.191	35.857	118.7	2:20.003 (3)	94.30	0.703	14:13:58.527
4 -	43.788	130.5		59.969	36.044	122.2	2:19.801 (2)	94.43	0.501	14:16:18.328
5 -	43.628	129.5		1:00.616	35.934	120.8	2:20.178	94.18	0.878	14:18:38.506
6 -	44.033	128.8		1:00.408	35.778	121.5	2:20.219	94.15	0.919	14:20:58.725
7 -	43.459	131.8		1:00.165	35.676	121.1	2:19.300 (1)	94.77		14:23:18.025
8 -	44.336	126.3		1:01.119	35.705	123.1	2:21.160	93.52	1.860	14:25:39.185

P6		12	Edward RENDELL		Honda - Banks Racing					
LAP	SECTOR 1		SECTOR 2		SECTOR 3		LAP TIME	MPH	DIFF	TIME OF DAY
1 -		126.8		1:01.139	36.114	119.1	2:25.284	90.87	4.041	14:09:19.075
2 -	44.439	123.5		1:00.390	36.420	119.1	2:21.249 (2)	93.46	0.006	14:11:40.324

Silverstone GP

Circuit Length = 3.6673 miles

Start: 14:06 Flag 14:25 End: 14:27

Weather / Track : Bright / Dry

MCRCB BULLETIN TK240

2013 MCE British Superbike Championship - Round 11

2013 Monster Energy British Motostar Championship

RACE 8 - SECTOR ANALYSIS

SECTOR 1 = FL to I1, SECTOR 2 = I1 to I2, SECTOR 3 = I2 to FL, DIFF = Difference To Personal Best Lap

3 -	44.242	126.1	1:00.823	36.178	116.8	2:21.243 (1)	93.47			14:14:01.567
4 -	44.348	125.6	1:00.474	36.815	118.0	2:21.637 (3)	93.21	0.394		14:16:23.204
5 -	44.670	124.2	1:01.000	36.474	115.9	2:22.144	92.88	0.901		14:18:45.348
6 -	45.016	121.5	1:00.906	36.268	115.7	2:22.190	92.85	0.947		14:21:07.538
7 -	44.719	121.7	1:00.912	36.407	116.3	2:22.038	92.94	0.795		14:23:29.576
8 -	45.153	121.3	1:01.155	36.518	115.9	2:22.826	92.43	1.583		14:25:52.402

P7 40 M3		Joe FRANCIS		Honda - Team WD40						
LAP	SECTOR 1	SECTOR 2	SECTOR 3	LAP TIME	MPH	DIFF	TIME OF DAY			
1 -		131.5	1:01.436	36.103	122.0	2:24.988	91.05	3.635		14:09:18.779
2 -	43.673	130.8	1:00.785	36.895	120.8	2:21.353 (1)	93.40			14:11:40.132
3 -	44.100	129.3	1:01.031	36.261	118.7	2:21.392 (2)	93.37	0.039		14:14:01.524
4 -	44.245	127.5	1:00.926	36.311	119.5	2:21.482 (3)	93.31	0.129		14:16:23.006
5 -	44.743	125.4	1:01.470	36.358	120.8	2:22.571	92.60	1.218		14:18:45.577
6 -	44.919	128.5	1:01.614	36.333	119.5	2:22.866	92.41	1.513		14:21:08.443
7 -	44.597	128.0	1:01.531	36.492	119.3	2:22.620	92.57	1.267		14:23:31.063
8 -	44.735	128.0	1:01.814	36.797	119.7	2:23.346	92.10	1.993		14:25:54.409

P8 17		Tom CARNE		Honda - TC Racing / SP125 racing						
LAP	SECTOR 1	SECTOR 2	SECTOR 3	LAP TIME	MPH	DIFF	TIME OF DAY			
1 -		129.5	1:01.968	36.288	121.1	2:26.134	90.34	3.098		14:09:19.925
2 -	44.364	127.5	1:01.977	36.695	120.4	2:23.036 (1)	92.30			14:11:42.961
3 -	45.018	126.6	1:01.859	36.360	120.0	2:23.237	92.17	0.201		14:14:06.198
4 -	44.948	126.3	1:01.806	36.397	119.5	2:23.151 (2)	92.22	0.115		14:16:29.349
5 -	45.267	124.5	1:01.815	36.628	119.7	2:23.710	91.86	0.674		14:18:53.059
6 -	45.029	125.2	1:01.692	36.498	119.7	2:23.219 (3)	92.18	0.183		14:21:16.278
7 -	45.386	126.1	1:02.029	36.722	120.0	2:24.137	91.59	1.101		14:23:40.415
8 -	44.995	126.8	1:02.157	37.529	104.5	2:24.681	91.25	1.645		14:26:05.096

P9 10		Peter SUTHERLAND		Aprilia - Kinpac Racing / Floorcoat UK						
LAP	SECTOR 1	SECTOR 2	SECTOR 3	LAP TIME	MPH	DIFF	TIME OF DAY			
1 -		128.0	1:02.375	37.113	118.0	2:27.696	89.38	4.322		14:09:21.487
2 -	45.398	126.6	1:02.320	36.876	117.6	2:24.594	91.30	1.220		14:11:46.081
3 -	45.389	125.6	1:01.887	37.786	118.4	2:25.062	91.01	1.688		14:14:11.143
4 -	44.873	126.1	1:02.006	36.756	118.2	2:23.635	91.91	0.261		14:16:34.778
5 -	45.048	123.3	1:02.094	36.771	118.7	2:23.913	91.73	0.539		14:18:58.691
6 -	44.884	124.5	1:02.007	36.694	118.0	2:23.585 (3)	91.94	0.211		14:21:22.276
7 -	44.827	124.9	1:02.089	36.624	119.1	2:23.540 (2)	91.97	0.166		14:23:45.816
8 -	44.856	125.2	1:01.832	36.686	117.8	2:23.374 (1)	92.08			14:26:09.190

P10 3		Taz TAYLOR		Luyten Honda - FPW Racing						
LAP	SECTOR 1	SECTOR 2	SECTOR 3	LAP TIME	MPH	DIFF	TIME OF DAY			
1 -		129.3	1:02.697	36.623	122.9	2:27.992	89.20	4.420		14:09:21.783
2 -	44.967	127.3	1:02.740	36.574	122.0	2:24.281	91.50	0.709		14:11:46.064
3 -	45.175	127.0	1:02.062	36.915	120.4	2:24.152	91.58	0.580		14:14:10.216
4 -	45.390	126.6	1:01.974	36.663	120.2	2:24.027	91.66	0.455		14:16:34.243
5 -	45.024	125.2	1:01.804	36.770	120.6	2:23.598 (2)	91.93	0.026		14:18:57.841
6 -	45.279	126.8	1:02.045	36.470	120.2	2:23.794 (3)	91.81	0.222		14:21:21.635
7 -	45.004	126.8	1:01.938	36.630	120.2	2:23.572 (1)	91.95			14:23:45.207
8 -	44.967	127.5	1:02.342	36.873	122.6	2:24.182	91.56	0.610		14:26:09.389

P11 43		Arnie SHELTON		Honda - e3 motorsport						
LAP	SECTOR 1	SECTOR 2	SECTOR 3	LAP TIME	MPH	DIFF	TIME OF DAY			
1 -		126.1	1:02.750	36.846	118.4	2:28.417	88.95	5.066		14:09:22.208
2 -	45.086	124.7	1:02.292	36.883	118.4	2:24.261	91.51	0.910		14:11:46.469
3 -	45.258	125.9	1:01.914	36.851	118.4	2:24.023	91.66	0.672		14:14:10.492
4 -	45.368	123.1	1:01.852	37.141	118.7	2:24.361	91.45	1.010		14:16:34.853
5 -	44.990	121.5	1:01.557	36.804	117.4	2:23.351 (1)	92.09			14:18:58.204
6 -	45.188	122.4	1:01.621	36.874	116.8	2:23.683 (2)	91.88	0.332		14:21:21.887
7 -	45.267	123.1	1:02.043	37.030	117.8	2:24.340	91.46	0.989		14:23:46.227

Silverstone GP

Circuit Length = 3.6673 miles

Start: 14:06 Flag 14:25 End: 14:27

Weather / Track : Bright / Dry

MCRCB BULLETIN TK240

2013 MCE British Superbike Championship - Round 11

2013 Monster Energy British Motostar Championship

RACE 8 - SECTOR ANALYSIS

SECTOR 1 = FL to I1, SECTOR 2 = I1 to I2, SECTOR 3 = I2 to FL, DIFF = Difference To Personal Best Lap

8 - 45.030 123.5 1:01.829 36.893 113.7 2:23.752 (3) 91.84 0.401 14:26:09.979

P12 41		Milo WARD		Luyten Honda - FPW Racing					
LAP	SECTOR 1		SECTOR 2	SECTOR 3		LAP TIME	MPH	DIFF	TIME OF DAY
1 -		124.7	1:03.490	37.236	118.0	2:30.992	87.43	5.719	14:09:24.783
2 -	45.843	123.3	1:03.095	37.273	117.8	2:26.211	90.29	0.938	14:11:50.994
3 -	45.995	121.5	1:03.187	36.982	116.6	2:26.164	90.32	0.891	14:14:17.158
4 -	45.846	119.6	1:02.576	37.152	115.1	2:25.574	90.69	0.301	14:16:42.732
5 -	45.841	120.4	1:02.102	37.330	115.3	2:25.273 (1)	90.87		14:19:08.005
6 -	45.686	124.9	1:02.959	36.866	117.6	2:25.511	90.73	0.238	14:21:33.516
7 -	45.540	123.5	1:02.936	36.988	118.9	2:25.464 (2)	90.76	0.191	14:23:58.980
8 -	45.612	124.5	1:02.595	37.283	114.5	2:25.490 (3)	90.74	0.217	14:26:24.470

P13 36		Jayson URIBE		Honda - Rock and Sons Racing					
LAP	SECTOR 1		SECTOR 2	SECTOR 3		LAP TIME	MPH	DIFF	TIME OF DAY
1 -		123.8	1:03.657	37.228	116.6	2:30.443	87.75	5.352	14:09:24.234
2 -	46.350	120.4	1:02.949	37.055	116.1	2:26.354	90.20	1.263	14:11:50.588
3 -	46.381	122.2	1:02.704	37.062	117.4	2:26.147	90.33	1.056	14:14:16.735
4 -	46.103	120.9	1:02.176	36.812	117.0	2:25.091 (1)	90.99		14:16:41.826
5 -	45.684	120.2	1:02.805	36.990	116.1	2:25.479 (2)	90.75	0.388	14:19:07.305
6 -	46.220	120.6	1:02.232	37.077	115.1	2:25.529 (3)	90.72	0.438	14:21:32.834
7 -	46.028	121.1	1:02.375	37.248	115.9	2:25.651	90.64	0.560	14:23:58.485
8 -	46.049	120.4	1:03.058	36.961	116.3	2:26.068	90.38	0.977	14:26:24.553

P14 35		Elliot LODGE		Honda - SP125 / SpikeRacing					
LAP	SECTOR 1		SECTOR 2	SECTOR 3		LAP TIME	MPH	DIFF	TIME OF DAY
1 -		124.9	1:03.275	37.808	117.8	2:30.809	87.54	5.682	14:09:24.600
2 -	46.013	120.2	1:02.516	37.678	117.8	2:26.207	90.29	1.080	14:11:50.807
3 -	46.033	120.4	1:02.203	36.891	115.5	2:25.127 (1)	90.97		14:14:15.934
4 -	45.989	120.4	1:02.305	37.206	114.9	2:25.500 (3)	90.73	0.373	14:16:41.434
5 -	46.113	118.7	1:02.404	37.619	116.6	2:26.136	90.34	1.009	14:19:07.570
6 -	46.042	122.4	1:02.777	37.005	116.3	2:25.824	90.53	0.697	14:21:33.394
7 -	45.731	125.6	1:02.667	37.095	117.6	2:25.493 (2)	90.74	0.366	14:23:58.887
8 -	45.653	120.2	1:03.092	37.120	117.4	2:25.865	90.51	0.738	14:26:24.752

P15 24		Daniel COSTILLA		Honda - Repli-Cast UK					
LAP	SECTOR 1		SECTOR 2	SECTOR 3		LAP TIME	MPH	DIFF	TIME OF DAY
1 -		123.3	1:04.146	37.399	121.1	2:32.614	86.50	7.619	14:09:26.405
2 -	45.563	126.6	1:03.727	37.149	118.2	2:26.439	90.15	1.444	14:11:52.844
3 -	45.491	125.9	1:02.730	37.072	119.7	2:25.293 (2)	90.86	0.298	14:14:18.137
4 -	45.402	124.0	1:03.453	37.575	115.9	2:26.430	90.16	1.435	14:16:44.567
5 -	46.145	125.4	1:03.090	36.912	118.0	2:26.147	90.33	1.152	14:19:10.714
6 -	46.142	120.2	1:02.919	37.084	117.8	2:26.145	90.33	1.150	14:21:36.859
7 -	45.806	122.0	1:02.974	36.962	119.1	2:25.742 (3)	90.58	0.747	14:24:02.601
8 -	45.498	123.1	1:02.613	36.884	118.4	2:24.995 (1)	91.05		14:26:27.596

P16 42 M3		James HOBSON		Honda - Two 4 Motorsport					
LAP	SECTOR 1		SECTOR 2	SECTOR 3		LAP TIME	MPH	DIFF	TIME OF DAY
1 -		126.6	1:04.726	37.496	117.8	2:32.002	86.85	7.213	14:09:25.793
2 -	45.594	126.8	1:03.311	37.202	118.0	2:26.107 (3)	90.36	1.318	14:11:51.900
3 -	45.674	126.6	1:03.180	37.341	118.0	2:26.195	90.30	1.406	14:14:18.095
4 -	45.417	124.2	1:03.044	37.714	115.9	2:26.175	90.31	1.386	14:16:44.270
5 -	45.980	121.1	1:04.480	37.312	120.2	2:27.772	89.34	2.983	14:19:12.042
6 -	45.827	121.3	1:03.149	37.248	119.3	2:26.224	90.28	1.435	14:21:38.266
7 -	45.699	122.9	1:02.415	36.993	117.6	2:25.107 (2)	90.98	0.318	14:24:03.373
8 -	45.544	128.8	1:02.074	37.171	117.4	2:24.789 (1)	91.18		14:26:28.162

Weather / Track : Bright / Dry

Silverstone GP
Circuit Length = 3.6673 miles
Start: 14:06 Flag 14:25 End: 14:27

MCRCB BULLETIN TK240

2013 MCE British Superbike Championship - Round 11

2013 Monster Energy British Motostar Championship

RACE 8 - SECTOR ANALYSIS

SECTOR 1 = FL to I1, SECTOR 2 = I1 to I2, SECTOR 3 = I2 to FL, DIFF = Difference To Personal Best Lap

P17 64		Asher DURHAM		Seel Honda - Brindley Machinery / RFID Protect						
LAP	SECTOR 1		SECTOR 2		SECTOR 3		LAP TIME	MPH	DIFF	TIME OF DAY
1 -		125.6	1:04.607		37.554	120.2	2:32.448	86.60	7.173	14:09:26.239
2 -	45.494	128.3	1:03.472		37.454	120.0	2:26.420	90.16	1.145	14:11:52.659
3 -	45.611	127.0	1:03.559		37.095	120.4	2:26.265	90.26	0.990	14:14:18.924
4 -	45.222	128.0	1:03.366		37.243	120.4	2:25.831 (3)	90.53	0.556	14:16:44.755
5 -	45.425	125.6	1:04.052		37.433	118.7	2:26.910	89.86	1.635	14:19:11.665
6 -	45.766	125.2	1:03.083		37.236	118.7	2:26.085	90.37	0.810	14:21:37.750
7 -	45.441	126.3	1:02.881		37.359	120.0	2:25.681 (2)	90.62	0.406	14:24:03.431
8 -	45.348	127.8	1:02.738		37.189	119.5	2:25.275 (1)	90.87		14:26:28.706

P18 11		Joseph THOMAS		Honda - Moto UK Racing						
LAP	SECTOR 1		SECTOR 2		SECTOR 3		LAP TIME	MPH	DIFF	TIME OF DAY
1 -		122.6	1:03.574		37.216	117.4	2:31.517	87.13	6.313	14:09:25.308
2 -	45.901	123.1	1:02.928		37.306	117.4	2:26.135	90.34	0.931	14:11:51.443
3 -	46.182	123.1	1:03.588		37.154	117.8	2:26.924	89.85	1.720	14:14:18.367
4 -	45.507	123.3	1:02.880		37.808	115.7	2:26.195	90.30	0.991	14:16:44.562
5 -	45.998	122.4	1:03.839		37.539	117.2	2:27.376	89.58	2.172	14:19:11.938
6 -	45.948	120.6	1:02.814		37.273	117.0	2:26.035 (3)	90.40	0.831	14:21:37.973
7 -	46.062	120.4	1:02.179		37.504	117.0	2:25.745 (2)	90.58	0.541	14:24:03.718
8 -	45.742	122.9	1:02.218		37.244	116.6	2:25.204 (1)	90.92		14:26:28.922

P19 88		Lewis ROLLO		Honda - RCD Motorsport						
LAP	SECTOR 1		SECTOR 2		SECTOR 3		LAP TIME	MPH	DIFF	TIME OF DAY
1 -		126.1	1:04.791		38.467	116.6	2:35.847	84.71	8.976	14:09:29.638
2 -	46.125	120.4	1:03.497		37.778	115.7	2:27.400	89.56	0.529	14:11:57.038
3 -	45.666	125.4	1:03.394		37.811	117.2	2:26.871 (1)	89.89		14:14:23.909
4 -	46.406	123.1	1:03.000		37.778	115.7	2:27.184 (3)	89.69	0.313	14:16:51.093
5 -	45.965	121.1	1:03.344		37.831	117.2	2:27.140 (2)	89.72	0.269	14:19:18.233
6 -	46.371	119.4	1:03.970		37.783	113.3	2:28.124	89.13	1.253	14:21:46.357
7 -	46.615	120.6	1:04.508		38.275	116.3	2:29.398	88.37	2.527	14:24:15.755
8 -	46.398	119.6	1:03.601		37.944	114.7	2:27.943	89.23	1.072	14:26:43.698

P20 44		Jake BAYFORD		Honda - j4ke.com						
LAP	SECTOR 1		SECTOR 2		SECTOR 3		LAP TIME	MPH	DIFF	TIME OF DAY
1 -		123.5	1:04.765		37.954	118.4	2:33.803	85.83	7.029	14:09:27.594
2 -	46.467	122.4	1:04.019		37.860	116.8	2:28.346	88.99	1.572	14:11:55.940
3 -	46.023	123.3	1:03.891		37.751	117.0	2:27.665 (3)	89.40	0.891	14:14:23.605
4 -	45.949	122.9	1:03.358		37.467	115.5	2:26.774 (1)	89.95		14:16:50.379
5 -	46.393	119.4	1:03.377		37.737	116.3	2:27.507 (2)	89.50	0.733	14:19:17.886
6 -	46.942	120.2	1:04.477		37.294	117.2	2:28.713	88.77	1.939	14:21:46.599
7 -	46.410	123.5	1:05.012		37.667	116.6	2:29.089	88.55	2.315	14:24:15.688
8 -	46.948	124.0	1:03.793		37.291	116.6	2:28.032	89.18	1.258	14:26:43.720

P21 79 M3		Chris TAYLOR		Honda - Elevator Bridle & Saddle Co / Coventry Ducati						
LAP	SECTOR 1		SECTOR 2		SECTOR 3		LAP TIME	MPH	DIFF	TIME OF DAY
1 -		127.8	1:04.748		37.995	120.6	2:34.921	85.21	7.777	14:09:28.712
2 -	46.242	125.6	1:03.617		37.748	119.7	2:27.607 (3)	89.44	0.463	14:11:56.319
3 -	45.680	128.8	1:03.432		38.189	118.9	2:27.301 (2)	89.62	0.157	14:14:23.620
4 -	46.746	125.6	1:03.613		37.561	120.0	2:27.920	89.25	0.776	14:16:51.540
5 -	45.730	125.9	1:03.844		37.570	120.2	2:27.144 (1)	89.72		14:19:18.684
6 -	45.918	124.7	1:04.449		37.691	118.7	2:28.058	89.17	0.914	14:21:46.742
7 -	46.373	126.8	1:04.600		38.104	120.0	2:29.077	88.56	1.933	14:24:15.819
8 -	46.559	124.0	1:03.814		37.673	119.7	2:28.046	89.17	0.902	14:26:43.865

P22 13 M3		Sam BURMAN		Honda - WNT / Burman Racing						
LAP	SECTOR 1		SECTOR 2		SECTOR 3		LAP TIME	MPH	DIFF	TIME OF DAY
1 -		128.5	1:04.645		37.428	118.0	2:33.608	85.94	6.336	14:09:27.399
2 -	46.389	124.5	1:03.503		37.710	117.2	2:27.602 (2)	89.44	0.330	14:11:55.001

Silverstone GP

Circuit Length = 3.6673 miles

Start: 14:06 Flag 14:25 End: 14:27

Weather / Track : Bright / Dry

MCRCB BULLETIN TK240

2013 MCE British Superbike Championship - Round 11

2013 Monster Energy British Motostar Championship

RACE 8 - SECTOR ANALYSIS

SECTOR 1 = FL to I1, SECTOR 2 = I1 to I2, SECTOR 3 = I2 to FL, DIFF = Difference To Personal Best Lap

3 -	46.306	124.7	1:03.475	37.491	117.2	2:27.272 (1)	89.64		14:14:22.273
4 -	46.428	123.8	1:03.857	37.919	118.0	2:28.204	89.08	0.932	14:16:50.477
5 -	46.591	124.7	1:03.678	37.905	118.2	2:28.174	89.10	0.902	14:19:18.651
6 -	46.353	124.7	1:04.487	37.614	118.7	2:28.454	88.93	1.182	14:21:47.105
7 -	46.483	124.7	1:04.634	38.091	118.4	2:29.208	88.48	1.936	14:24:16.313
8 -	46.427	126.1	1:04.022	37.560	119.1	2:28.009 (3)	89.19	0.737	14:26:44.322

P23	65	Josh OWENS			Honda - JPL / George Roberts				
LAP	SECTOR 1		SECTOR 2	SECTOR 3		LAP TIME	MPH	DIFF	TIME OF DAY
1 -		122.4	1:05.027	38.360	117.6	2:36.207	84.51	8.226	14:09:29.998
2 -	46.715	121.5	1:03.570	38.065	115.9	2:28.350 (3)	88.99	0.369	14:11:58.348
3 -	46.537	123.3	1:03.931	38.186	117.4	2:28.654	88.81	0.673	14:14:27.002
4 -	46.473	122.2	1:04.115	38.124	113.5	2:28.712	88.77	0.731	14:16:55.714
5 -	47.539	118.7	1:04.532	38.341	116.6	2:30.412	87.77	2.431	14:19:26.126
6 -	47.502	118.3	1:04.211	37.890	112.6	2:29.603	88.24	1.622	14:21:55.729
7 -	47.229	116.5	1:03.257	37.495	113.5	2:27.981 (1)	89.21		14:24:23.710
8 -	47.365	115.9	1:03.048	37.701	113.7	2:28.114 (2)	89.13	0.133	14:26:51.824

P24	22	Stephanie WADDELOW			Honda - SP125 / Flossy Racing				
LAP	SECTOR 1		SECTOR 2	SECTOR 3		LAP TIME	MPH	DIFF	TIME OF DAY
1 -		123.3	1:05.008	38.106	116.6	2:34.589	85.40	5.993	14:09:28.380
2 -	47.408	119.8	1:04.261	37.961	116.3	2:29.630	88.23	1.034	14:11:58.010
3 -	46.361	121.7	1:03.989	38.246	115.1	2:28.596 (1)	88.84		14:14:26.606
4 -	46.698	121.1	1:03.933	38.549	114.1	2:29.180 (3)	88.49	0.584	14:16:55.786
5 -	47.184	117.3	1:04.590	38.486	113.7	2:30.260	87.86	1.664	14:19:26.046
6 -	47.215	117.5	1:04.824	38.250	115.3	2:30.289	87.84	1.693	14:21:56.335
7 -	46.711	121.7	1:03.891	38.446	113.5	2:29.048 (2)	88.57	0.452	14:24:25.383
8 -	46.499	119.4	1:04.293	38.503	114.3	2:29.295	88.43	0.699	14:26:54.678

P25	72	Ricky TARRIN			Honda - Cresswell Racing				
LAP	SECTOR 1		SECTOR 2	SECTOR 3		LAP TIME	MPH	DIFF	TIME OF DAY
1 -		122.0	1:04.795	38.371	116.1	2:35.972	84.64	7.998	14:09:29.763
2 -	46.329	122.0	1:03.793	37.852	113.9	2:27.974 (1)	89.22		14:11:57.737
3 -	46.835	122.0	1:04.104	38.261	113.5	2:29.200 (3)	88.48	1.226	14:14:26.937
4 -	46.657	122.4	1:04.251	38.192	112.4	2:29.100 (2)	88.54	1.126	14:16:56.037
5 -	47.335	120.2	1:04.064	38.645	111.0	2:30.044	87.99	2.070	14:19:26.081
6 -	47.741	119.1	1:04.116	38.342	112.2	2:30.199	87.89	2.225	14:21:56.280
7 -	47.068	120.2	1:03.650	38.636	111.8	2:29.354	88.39	1.380	14:24:25.634
8 -	46.392	121.1	1:04.625	38.277	112.0	2:29.294	88.43	1.320	14:26:54.928

P26	77	Jason VERNON			Honda - SGR Racing				
LAP	SECTOR 1		SECTOR 2	SECTOR 3		LAP TIME	MPH	DIFF	TIME OF DAY
1 -		121.7	1:05.537	38.033	114.9	2:37.020	84.08	7.365	14:09:30.811
2 -	46.720	119.8	1:04.854	38.162	115.1	2:29.736 (2)	88.17	0.081	14:12:00.547
3 -	47.101	120.4	1:04.297	38.257	112.9	2:29.655 (1)	88.21		14:14:30.202
4 -	47.171	118.5	1:04.711	38.269	112.0	2:30.151 (3)	87.92	0.496	14:17:00.353
5 -	47.895	116.7	1:04.896	38.640	113.7	2:31.431	87.18	1.776	14:19:31.784
6 -	47.341	114.9	1:04.955	38.510	112.4	2:30.806	87.54	1.151	14:22:02.590
7 -	47.447	116.5	1:04.834	38.194	111.8	2:30.475	87.73	0.820	14:24:33.065
8 -	47.491	117.5	1:04.572	38.125	110.9	2:30.188	87.90	0.533	14:27:03.253

P27	18	Paul DOBB			Honda - PDR				
LAP	SECTOR 1		SECTOR 2	SECTOR 3		LAP TIME	MPH	DIFF	TIME OF DAY
1 -		121.7	1:05.712	38.350	117.4	2:36.409	84.40	6.257	14:09:30.200
2 -	47.063	121.3	1:04.886	38.276	114.3	2:30.225 (2)	87.88	0.073	14:12:00.425
3 -	47.056	120.2	1:04.745	38.461	114.5	2:30.262 (3)	87.86	0.110	14:14:30.687
4 -	46.782	121.5	1:05.123	38.471	114.1	2:30.376	87.79	0.224	14:17:01.063
5 -	47.093	117.3	1:05.211	38.317	113.5	2:30.621	87.65	0.469	14:19:31.684
6 -	47.404	118.7	1:04.506	38.910	112.8	2:30.820	87.53	0.668	14:22:02.504
7 -	47.092	118.5	1:04.920	38.812	112.6	2:30.824	87.53	0.672	14:24:33.328

Silverstone GP

Circuit Length = 3.6673 miles

Start: 14:06 Flag 14:25 End: 14:27

Weather / Track : Bright / Dry

MCRCB BULLETIN TK240

2013 MCE British Superbike Championship - Round 11

2013 Monster Energy British Motostar Championship

RACE 8 - SECTOR ANALYSIS

SECTOR 1 = FL to I1, SECTOR 2 = I1 to I2, SECTOR 3 = I2 to FL, DIFF = Difference To Personal Best Lap

8 - 47.399 121.3 1:04.907 **37.846** 114.3 **2:30.152 (1)** **87.92** **14:27:03.480**

P28		7		Jamie ASHBY		Honda - JPA Racing				
LAP	SECTOR 1		SECTOR 2		SECTOR 3		LAP TIME	MPH	DIFF	TIME OF DAY
1 -		124.9	1:07.439	39.338	116.1	2:40.397	82.31	7.248	14:09:34.188	
2 -	48.148	122.2	1:07.275	40.088	116.8	2:35.511	84.89	2.362	14:12:09.699	
3 -	47.876	121.3	1:06.747	40.065	112.9	2:34.688	85.34	1.539	14:14:44.387	
4 -	47.997	119.8	1:06.714	39.659	114.3	2:34.370	85.52	1.221	14:17:18.757	
5 -	48.334	118.7	1:07.055	39.557	114.7	2:34.946	85.20	1.797	14:19:53.703	
6 -	48.014	119.6	1:05.961	39.185	114.9	2:33.160 (2)	86.20	0.011	14:22:26.863	
7 -	47.968	120.0	1:06.533	39.135	115.1	2:33.636 (3)	85.93	0.487	14:25:00.499	
8 -	47.664	120.2	1:06.430	39.055	114.3	2:33.149 (1)	86.20		14:27:33.648	

P29		49		Nigel PALMER		Honda - QRG Motorcycles				
LAP	SECTOR 1		SECTOR 2		SECTOR 3		LAP TIME	MPH	DIFF	TIME OF DAY
1 -		117.9	1:06.791	39.885	111.6	2:40.307	82.35	7.159	14:09:34.098	
2 -	48.959	114.7	1:06.474	40.052	109.0	2:35.485	84.91	2.337	14:12:09.583	
3 -	48.555	115.7	1:06.145	40.105	111.0	2:34.805	85.28	1.657	14:14:44.388	
4 -	48.509	114.9	1:06.084	39.730	109.4	2:34.323	85.55	1.175	14:17:18.711	
5 -	48.642	113.7	1:06.839	39.841	110.7	2:35.322	85.00	2.174	14:19:54.033	
6 -	48.599	113.1	1:05.165	39.487	111.8	2:33.251 (3)	86.14	0.103	14:22:27.284	
7 -	48.179	113.9	1:05.086	39.957	108.7	2:33.222 (2)	86.16	0.074	14:25:00.506	
8 -	48.221	113.3	1:05.597	39.330	110.1	2:33.148 (1)	86.20		14:27:33.654	

P30		47		Jake ARCHER		Honda - Jake Archer Racing				
LAP	SECTOR 1		SECTOR 2		SECTOR 3		LAP TIME	MPH	DIFF	TIME OF DAY
1 -		121.1	1:07.851	39.438	115.3	2:41.312	81.84	8.363	14:09:35.103	
2 -	48.269	119.1	1:07.457	39.505	114.5	2:35.231	85.05	2.282	14:12:10.334	
3 -	48.064	121.1	1:07.078	39.229	115.3	2:34.371	85.52	1.422	14:14:44.705	
4 -	48.092	119.8	1:06.965	39.431	112.8	2:34.488	85.45	1.539	14:17:19.193	
5 -	48.264	120.4	1:07.006	39.737	116.1	2:35.007	85.17	2.058	14:19:54.200	
6 -	48.053	119.4	1:06.739	38.951	115.1	2:33.743 (3)	85.87	0.794	14:22:27.943	
7 -	47.791	119.8	1:06.131	39.101	115.5	2:33.023 (2)	86.27	0.074	14:25:00.966	
8 -	47.553	120.2	1:06.352	39.044	115.9	2:32.949 (1)	86.31		14:27:33.915	

P31		4		Louis VALLELEY		Honda - Cresswell Racing				
LAP	SECTOR 1		SECTOR 2		SECTOR 3		LAP TIME	MPH	DIFF	TIME OF DAY
1 -		123.3	1:06.597	39.327	113.5	2:39.493	82.77	6.733	14:09:33.284	
2 -	48.640	116.5	1:05.712	38.723	112.9	2:33.075 (2)	86.24	0.315	14:12:06.359	
3 -	49.107	115.9	1:05.872	38.795	113.3	2:33.774 (3)	85.85	1.014	14:14:40.133	
4 -	47.875	115.7	1:05.901	38.984	110.1	2:32.760 (1)	86.42		14:17:12.893	

MCRCB BULLETIN TK241**2013 MCE British Superbike Championship - Round 11****2013 Monster Energy British Motostar Championship****RACE 8 - BEST SPEEDS**

POS	SECTOR 1			SECTOR 2			FINISH LINE		
	NO	NAME	MPH	NO	NAME	MPH	NO	NAME	MPH
1	66	Joe IRVING	132.1				66	Joe IRVING	124.7
2	34	Jordan WEAVING	131.8				67	Andy REID	124.3
3	40	Joe FRANCIS	131.5				95	Tarran MACKENZIE	124.3
4	67	Andy REID	131.3				34	Jordan WEAVING	123.1
5	95	Tarran MACKENZIE	129.8				3	Taz TAYLOR	122.9
6	17	Tom CARNE	129.5				40	Joe FRANCIS	122.0
7	3	Taz TAYLOR	129.3				195	Jules DANILO	121.7
8	42	James HOBSON	128.8				17	Tom CARNE	121.1
9	79	Chris TAYLOR	128.8				24	Daniel COSTILLA	121.1
10	13	Sam BURMAN	128.5				79	Chris TAYLOR	120.6
11	195	Jules DANILO	128.5				64	Asher DURHAM	120.4
12	64	Asher DURHAM	128.3				42	James HOBSON	120.2
13	10	Peter SUTHERLAND	128.0				10	Peter SUTHERLAND	119.1
14	12	Edward RENDELL	126.8				12	Edward RENDELL	119.1
15	24	Daniel COSTILLA	126.6				13	Sam BURMAN	119.1
16	43	Arnie SHELTON	126.1				41	Milo WARD	118.9
17	88	Lewis ROLLO	126.1				43	Arnie SHELTON	118.7
18	35	Elliot LODGE	125.6				44	Jake BAYFORD	118.4
19	7	Jamie ASHBY	124.9				11	Joseph THOMAS	117.8
20	41	Milo WARD	124.9				35	Elliot LODGE	117.8
21	44	Jake BAYFORD	124.0				65	Josh OWENS	117.6
22	36	Jayson URIBE	123.8				18	Paul DOBB	117.4
23	4	Louis VALLELEY	123.3				36	Jayson URIBE	117.4
24	11	Joseph THOMAS	123.3				88	Lewis ROLLO	117.2
25	22	Stephanie WADDELOW	123.3				7	Jamie ASHBY	116.8
26	65	Josh OWENS	123.3				22	Stephanie WADDELOW	116.6
27	72	Ricky TARREN	122.4				47	Jake ARCHER	116.1
28	18	Paul DOBB	121.7				72	Ricky TARREN	116.1
29	77	Jason VERNON	121.7				77	Jason VERNON	115.1
30	47	Jake ARCHER	121.1				4	Louis VALLELEY	113.5
31	49	Nigel PALMER	117.9				49	Nigel PALMER	111.8

Weather / Track : Bright / Dry

Results can be found at www.tsl-timing.com

Silverstone GP

Circuit Length = 3.6673 miles

Start: 14:06 Flag 14:25 End: 14:27

Printed - 14:34 Sunday, 06 October 2013

MCRCB BULLETIN TK242

2013 MCE British Superbike Championship - Round 11

2013 Monster Energy British Motostar Championship

RACE 8 - BEST SECTORS

SECTOR 1			SECTOR 2			SECTOR 3			IDEAL / BEST COMPARISON						
POS	NO	NAME	TIME	NO	NAME	TIME	NO	NAME	TIME	POS	NO	NAME	IDEAL	BEST	DIFF
1	34	WEAVING	43.459	195	DANILO	59.737	66	IRVING	35.058				PERFECT LAP	2:18.254	
2	67	REID	43.561	66	IRVING	59.764	195	DANILO	35.250	1	66	IRVING	2:18.432	2:18.619	0.187
3	95	MACKENZIE	43.598	34	WEAVING	59.969	67	REID	35.274	2	195	DANILO	2:18.610	2:18.679	0.069
4	66	IRVING	43.610	67	REID	1:00.065	95	MACKENZIE	35.473	3	67	REID	2:18.900	2:19.457	0.557
5	195	DANILO	43.623	95	MACKENZIE	1:00.320	34	WEAVING	35.676	4	34	WEAVING	2:19.104	2:19.300	0.196
6	40	FRANCIS	43.673	12	RENDELL	1:00.390	40	FRANCIS	36.103	5	95	MACKENZIE	2:19.391	2:19.454	0.063
7	12	RENDELL	44.242	40	FRANCIS	1:00.785	12	RENDELL	36.114	6	40	FRANCIS	2:20.561	2:21.353	0.792
8	17	CARNE	44.364	43	SHELTON	1:01.557	17	CARNE	36.288	7	12	RENDELL	2:20.746	2:21.243	0.497
9	10	SUTHERLAND	44.827	17	CARNE	1:01.692	3	TAYLOR	36.470	8	17	CARNE	2:22.344	2:23.036	0.692
10	3	TAYLOR	44.967	3	TAYLOR	1:01.804	10	SUTHERLAND	36.624	9	3	TAYLOR	2:23.241	2:23.572	0.331
11	43	SHELTON	44.990	10	SUTHERLAND	1:01.832	43	SHELTON	36.804	10	10	SUTHERLAND	2:23.283	2:23.374	0.091
12	64	DURHAM	45.222	42	HOBSON	1:02.074	36	URIBE	36.812	11	43	SHELTON	2:23.351	2:23.351	0.000
13	24	COSTILLA	45.402	41	WARD	1:02.102	41	WARD	36.866	12	42	HOBSON	2:24.484	2:24.789	0.305
14	42	HOBSON	45.417	36	URIBE	1:02.176	24	COSTILLA	36.884	13	41	WARD	2:24.508	2:25.273	0.765
15	11	THOMAS	45.507	11	THOMAS	1:02.179	35	LODGE	36.891	14	36	URIBE	2:24.672	2:25.091	0.419
16	41	WARD	45.540	35	LODGE	1:02.203	42	HOBSON	36.993	15	35	LODGE	2:24.747	2:25.127	0.380
17	35	LODGE	45.653	24	COSTILLA	1:02.613	64	DURHAM	37.095	16	11	THOMAS	2:24.840	2:25.204	0.364
18	88	ROLLO	45.666	64	DURHAM	1:02.738	11	THOMAS	37.154	17	24	COSTILLA	2:24.899	2:24.995	0.096
19	79	TAYLOR	45.680	88	ROLLO	1:03.000	44	BAYFORD	37.291	18	64	DURHAM	2:25.055	2:25.275	0.220
20	36	URIBE	45.684	65	OWENS	1:03.048	13	BURMAN	37.428	19	88	ROLLO	2:26.444	2:26.871	0.427
21	44	BAYFORD	45.949	44	BAYFORD	1:03.358	65	OWENS	37.495	20	44	BAYFORD	2:26.598	2:26.774	0.176
22	13	BURMAN	46.306	79	TAYLOR	1:03.432	79	TAYLOR	37.561	21	79	TAYLOR	2:26.673	2:27.144	0.471
23	72	TARREN	46.329	13	BURMAN	1:03.475	88	ROLLO	37.778	22	65	OWENS	2:27.016	2:27.981	0.965
24	22	WADDELOW	46.361	72	TARREN	1:03.650	18	DOBB	37.846	23	13	BURMAN	2:27.209	2:27.272	0.063
25	65	OWENS	46.473	22	WADDELOW	1:03.891	72	TARREN	37.852	24	72	TARREN	2:27.831	2:27.974	0.143
26	77	VERNON	46.720	77	VERNON	1:04.297	22	WADDELOW	37.961	25	22	WADDELOW	2:28.213	2:28.596	0.383
27	18	DOBB	46.782	18	DOBB	1:04.506	77	VERNON	38.033	26	77	VERNON	2:29.050	2:29.655	0.605
28	47	ARCHER	47.553	49	PALMER	1:05.086	4	VALLELEY	38.723	27	18	DOBB	2:29.134	2:30.152	1.018
29	7	ASHBY	47.664	4	VALLELEY	1:05.712	47	ARCHER	38.951	28	4	VALLELEY	2:32.310	2:32.760	0.450
30	4	VALLELEY	47.875	7	ASHBY	1:05.961	7	ASHBY	39.055	29	49	PALMER	2:32.595	2:33.148	0.553
31	49	PALMER	48.179	47	ARCHER	1:06.131	49	PALMER	39.330	30	47	ARCHER	2:32.635	2:32.949	0.314
										31	7	ASHBY	2:32.680	2:33.149	0.469

Weather / Track : Bright / Dry

Results can be found at www.tsl-timing.com

Silverstone GP

Circuit Length = 3.6673 miles

Start: 14:06 Flag 14:25 End: 14:27

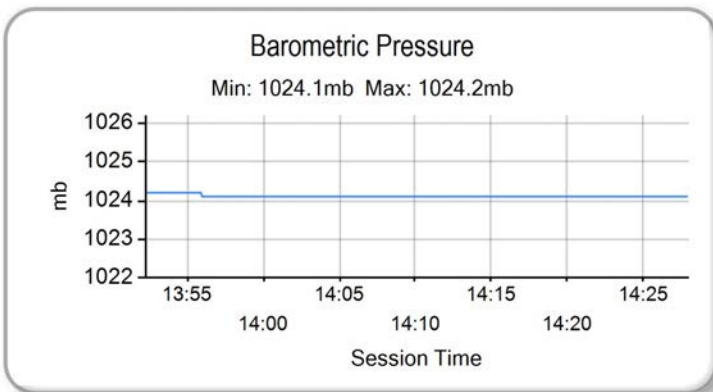
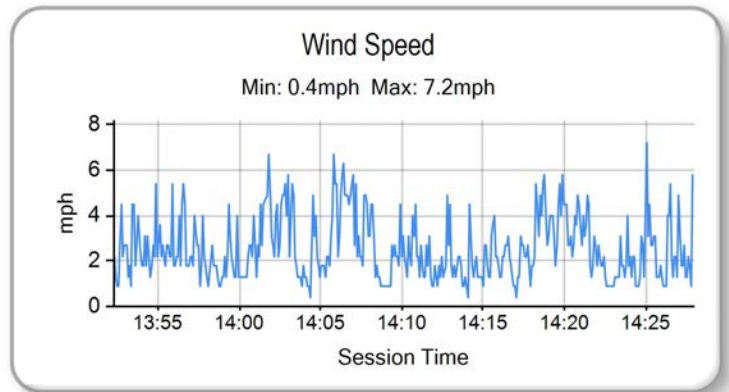
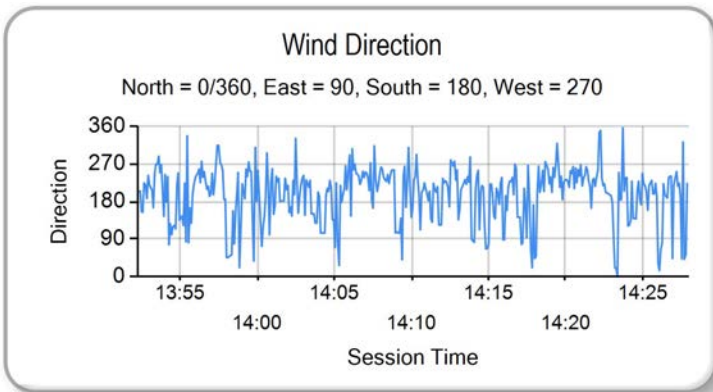
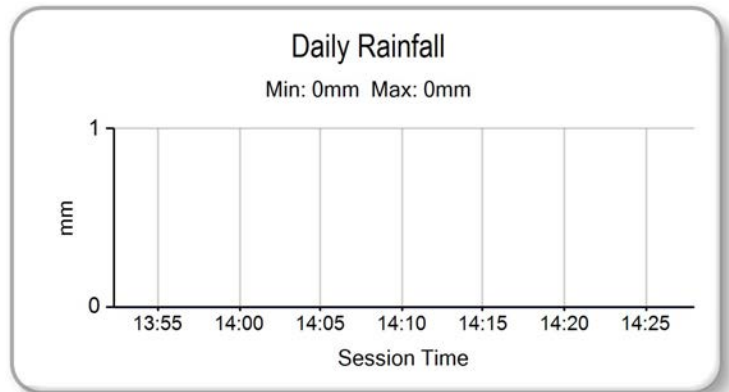
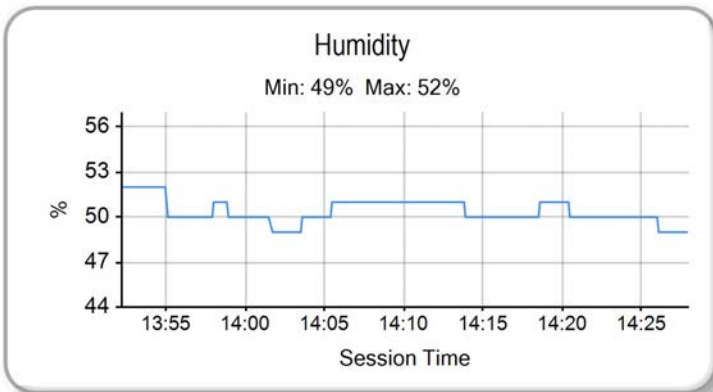
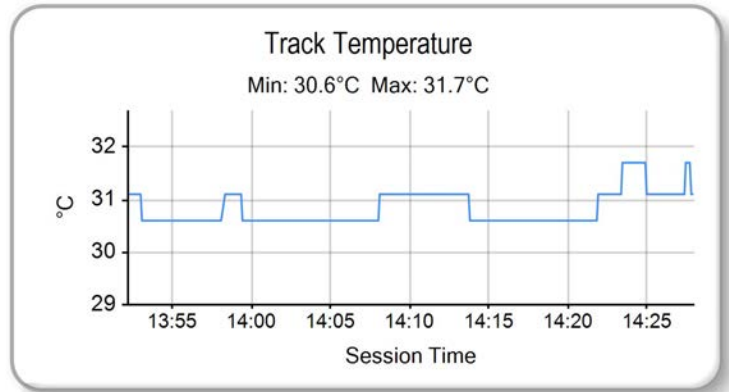
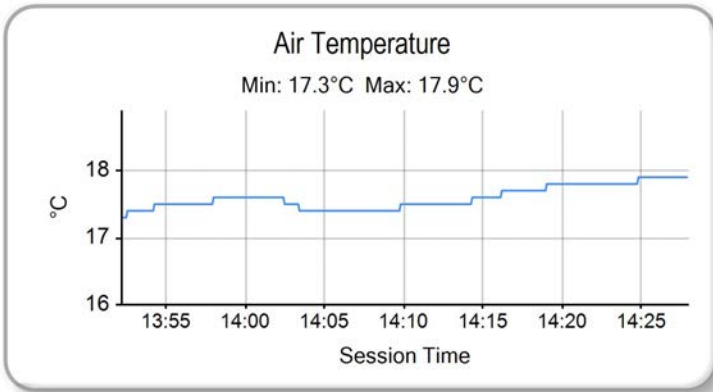
Printed - 14:34 Sunday, 06 October 2013

MCRCB BULLETIN TK243

2013 MCE British Superbike Championship - Round 11

2013 Monster Energy British Motostar Championship

RACE 8 - WEATHER CONDITIONS



Weather / Track : Bright / Dry

Results can be found at www.tsl-timing.com

Silverstone GP
Circuit Length = 3.6673 miles
Start: 14:06 Flag 14:25 End: 14:27

Printed - 14:34 Sunday, 06 October 2013

MCRCB BULLETIN TK244

2013 Monster Energy British Motostar Championship MOTO 3 POINTS AFTER ROUND 11

	TOTAL	GAP	DIFF	7th April Brands Hatch - Indy	14th April Thruxton	6th May Oulton Park	16th June Knockhill	7th July Snetterton	21st July Brands Hatch - GP	11th August Oulton Park	26th August Cadwell Park	8th September Donington Park	22nd September Assen	6th October Silverstone	20th October Brands Hatch - GP
Joe FRANCIS	214			20	20	25	16	25	16	20	25	16	20	11	
Tarran MACKENZIE	183	31		25	25	20		16	20	25		20	16	16	
Joe IRVING	175	39	8	16		16	20	20	25	13	20		25	20	
James HOBSON	113	101	62		16	13		13	10	11	16	13	11	10	
Sam BURMAN	94	120	19	11	13			11	11	10	10	10	10	8	
Jordan WEAVING	79	135	15				25			16		25		13	
Chris TAYLOR	60	154	19					10	9	8	13	11		9	
Tom BOOTH-AMOS	29	185	31							9	11	9			
Olly SIMPSON	26	188	3	13					13						
Jules DANILLO	25	189	1											25	
Alex PEARSSON	13	201	12										13		
Justin WARING	11	203	2		11										

MCRCB BULLETIN TK245

2013 Monster Energy British Motostar Championship

125GP POINTS AFTER ROUND 11

	TOTAL	GAP	DIFF	7th April Brands Hatch - Indy	14th April Thruxton	6th May Oulton Park	16th June Knockhill	7th July Snetterton	21st July Brands Hatch - GP	11th August Oulton Park	26th August Cadwell Park	8th September Donington Park	22nd September Assen	6th October Silverstone	20th October Brands Hatch - GP
Tom CARNE	188			25	20	25	25		16	20	16	25		16	
Edward RENDELL	143	45		16		10	16	20		16	20		25	20	
Peter SUTHERLAND	142	46	1		25	16	11	11	13	13	13	11	16	13	
Arnie SHELTON	130	58	12	13	13	20	20		20	11		10	13	10	
Callum BEY	103	85	27	10	8	11	13	13	11	10	11	16			
Taz TAYLOR	84	104	19	6	4	3		10	9		10	20	11	11	
Stephanie WADDELOW	76	112	8		9	8	8	16	10	9	8		8		
Andy REID	75	113	1							25	25				25
Elliott LODGE	73	115	2		10	9	9		8	8	9	13			7
Jayson URIBE	58	130	15	3	2	6	6	6	5	6	4	7	5		8
Bradley RAY	53	135	5					25	25	3					
Milo WARD	49	139	4	7	6		3	8	2		5		9		9
Lewis ROLLO	42	146	7			7	10			2			20		3
Jake BAYFORD	40	148	2		7		5		6	7		9	4		2
Daniel COSTILLA	40	148	0	5	1				7	5	6		10		6
Jordan WEAVING	36	152	4	20	16										
Asher DURHAM	35	153	1	4	3	5	1	7	1	1		8			5
Catherine GREEN	22	166	13	11	11										
Paul JORDAN	22	166	0	9		13									
Bradley HUGHES	20	168	2			4	7	9							
Joseph THOMAS	15	173	5						4				7		4
Ricky TARREN	14	174	1		5	1	2		3			3			
Jon VINCENT	13	175	1							4	7	2			
Josh OWENS	13	175	0					4				5	3		1
Jason VERNON	10	178	3					3			3	4			
Adam McLEAN	8	180	2	8											
Paul DOBB	6	182	2					5				1			
Greg GREENWOOD	6	182	0									6			
Hans PEDERSEN	6	182	0										6		
Jason DOUGLAS	4	184	2				4								
Steve LAWTON	2	186	2			2									
David WALES	2	186	0					2							
Daniel HERMANSSON	2	186	0										2		
Martin SVENSSON	1	187	1										1		