



MOTOSTAR

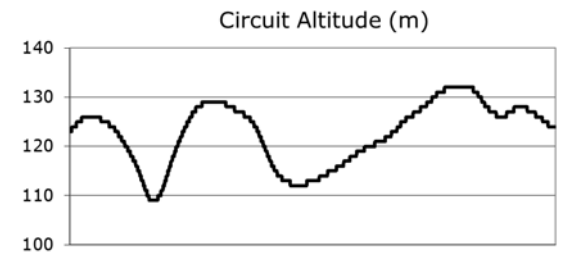
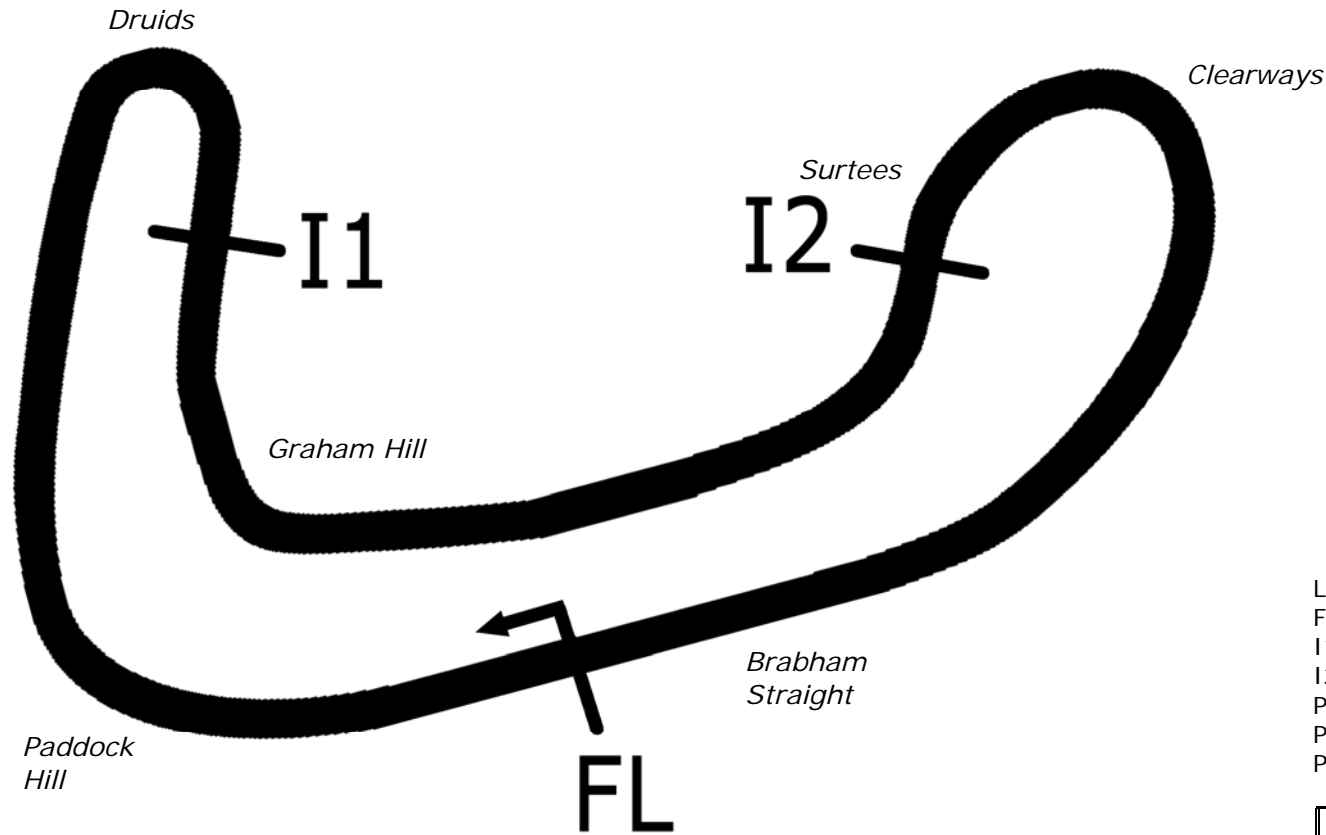
Round 1
Brands Hatch Indy

18th – 21st April 2014



Results Provided by Timing Solutions Ltd
www.tsl-timing.com

Brands Hatch Indy



Length	1.2079 miles	1944.0 m		
FL		51.36032 N	0.26032 E	
I1	727m	51.35872 N	0.26350 E	
I2	1260m	51.35831 N	0.25833 E	
Pit Entry	1669m	51.35911 N	0.25743 E	
Pit Exit	83m after FL	51.36017 N	0.26051 E	
Pit Entry–Pit Exit 332m, 19.9s @60kph, 14.9s @80kph				

Lap Records		Best Sector Information					
		Sector 1	S1 Trap (mph)	Sector 2	S2 Trap (mph)	Sector 3	F/L Trap (mph)
Superbike	45.460	17.844	99.3	12.198	94.6	14.907	166.9
Supersport	46.777	18.257	94.2	12.718	92.2	15.345	153.6
Superstock 1000	46.671	18.296	96.5	12.652	92.4	15.296	159.8
Superstock 600	47.516	18.612	91.7	12.980	90.1	15.741	150.1
Motostar	48.993	19.083	83.5	13.589	93.2	16.615	129.8
F1 Sidecar	47.449	18.439	84.0	13.162	95.2	16.085	137.5
Triumph TC	48.151	19.160	91.0	13.256	89.8	15.960	147.1
Ducati Cup	48.154	18.823	92.2	13.174	89.3	15.942	147.4



POS	NO	CL	PIC NAME	ENTRY	TIME	ON	LAPS	GAP	DIFF	MPH
1	76		1 Ryan SAXELBY	Honda - RS Racing	51.926	8	22			83.74
2	36	M3	1 Jayson URIBE	Honda - FPW Racing / RSR	52.770	20	24	0.844	0.844	82.40
3	17		2 James FLITCROFT	Aprilia - Kinpac Racing	52.835	19	23	0.909	0.065	82.30
4	86	M3	2 Charlie NESBITT	Repli-Cast - Repli-Cast UK	53.038	20	21	1.112	0.203	81.99
5	12		3 Edward RENDELL	Honda - Banks Racing	53.211	21	22	1.285	0.173	81.72
6	24	M3	3 Daniel COSTILLA	Repli-Cast - Repli-Cast UK	53.270	15	16	1.344	0.059	81.63
7	79	M3	4 Chris TAYLOR	Honda - Ducati Coventry	53.400	19	22	1.474	0.130	81.43
8	34	M3	5 Jordan WEAIVING	KTM - Jordan Racing / Burkert	53.429	12	13	1.503	0.029	81.39
9	66	M3	6 Joe IRVING	KTM - Redline KTM	53.518	14	14	1.592	0.089	81.25
10	42	M3	7 James HOBSON	Honda - Two 4 Motorsport	53.670	20	20	1.744	0.152	81.02
11	65		4 Josh OWENS	Honda - RCD Motorsport	53.745	21	24	1.819	0.075	80.91
12	25	M3	8 Mike BROUWERS	Honda - Joma / Brouwers Racing Team	53.761	12	13	1.835	0.016	80.88
13	35		5 Elliot LODGE	Honda - SP125 / Spike Racing	53.885	13	18	1.959	0.124	80.70
14	6		6 Taz TAYLOR	Luyten Honda - FPW Racing / Hookless Holidays	53.982	19	20	2.056	0.097	80.55
15	11		7 Joseph THOMAS	Honda - Moto UK Racing	54.174	18	18	2.248	0.192	80.27
16	13	M3	9 Sam BURMAN	Honda - WNT / Burman Racing	54.392	21	21	2.466	0.218	79.94
17	90		8 Greg GREENWOOD	Luyten Honda - FPW Racing	54.421	21	24	2.495	0.029	79.90
18	164		9 Anthony ALONSO	Honda - SP125 / BARF Racing	54.619	18	20	2.693	0.198	79.61
19	127	M3	10 Georgina POLDEN	Honda - RS Racing	54.651	17	17	2.725	0.032	79.57
20	72		10 Alex PERSSON	Honda - PWR / Nordgren Racing	54.853	16	17	2.927	0.202	79.27
21	142	M3	11 Brian SLOOTEN	Honda - Bakker Frames Holland	55.169	18	21	3.243	0.316	78.82
22	19		11 Kai JOHNSON	Aprilia - Kinpac Racing	55.715	8	10	3.789	0.546	78.05
23	43		12 Arnie SHELTON	Honda - e3 motorsport with Shelton Racing	55.833	8	8	3.907	0.118	77.88
24	41		13 Milo WARD	Luyten Honda - FPW Racing	55.888	13	13	3.962	0.055	77.80
25	99		14 Miguel CORREIA-LOURENCO	Honda - Racing Team Noord Nederland	56.323	16	16	4.397	0.435	77.20
26	7		15 Jamie ASHBY	Honda - JPA Racing / SP125	56.558	16	16	4.632	0.235	76.88
27	100		16 Stephen CAMPBELL	Honda - Campbell Racing	56.665	14	18	4.739	0.107	76.74
28	64		17 Asher DURHAM	Honda - SP125Racing.com	56.739	20	20	4.813	0.074	76.64
29	45		18 Mark STRUDWICK	Honda - MTS Racing	56.796	17	21	4.870	0.057	76.56
30	47		19 Jake ARCHER	Honda - ST Racing	56.949	16	20	5.023	0.153	76.35

QUALIFYING LAPTIME (110.0% of 51.926) = 57.118

31	4		20 Louis VALLELEY	KTM - Cresswell Racing	58.057	15	15	6.131	1.108	74.90
32	69	M3	12 Tom BOOTH-AMOS	BMS Pre M3 - FAB Racing BMS Pre Moto3	58.458	3	4	6.532	0.401	74.38
33	44		21 Jake BAYFORD	Honda - Intek Adhesives by SGR Racing	1:01.056	9	9	9.130	2.598	71.22

Weather / Track : Sunny / Dry

These results are provisional until the conclusion of any judicial and technical matters.

Brands Hatch Indy

Circuit Length = 1.2079 miles

Start: 09:30 Flag 00:00 End: 09:56

Race Director :	Stewards :	Timekeeper :
-----------------	------------	--------------

Results can be found at www.britishsuperbike.com

Printed - 09:56 Friday, 18 April 2014



MCRCB BULLETIN TK007**2014 MCE British Superbike Championship - Round 1****2014 Motul British Motostar Championship****TEST SESSION - SECTOR ANALYSIS**

SECTOR 1 = FL to I1, SECTOR 2 = I1 to I2, SECTOR 3 = I2 to FL, DIFF = Difference To Personal Best Lap

P1 76 Ryan SAXELBY Honda - RS Racing											
LAP		SECTOR 1		SECTOR 2		SECTOR 3	LAP TIME	MPH	DIFF	TIME OF DAY	
1 -	OUTLAP	73.0		15.969	76.8	18.338	1:00.700	71.64	8.774	09:32:15.676	
2 -	22.042	68.5		16.376	76.0	17.948	56.366	77.14	4.440	09:33:12.042	
3 -	21.359	70.8		16.415	78.7	17.812	55.586	78.23	3.660	09:34:07.628	
4 -	21.338	80.2		16.252	79.0	18.324	55.914	77.77	3.988	09:35:03.542	
5 -	21.670	78.4		14.529	82.0	17.528	53.727	80.93	1.801	09:35:57.269	
6 -	20.217	78.4		14.921	75.1	17.733	52.871	82.24	0.945	09:36:50.140	
7 -	20.519	79.5		14.526	80.6	17.693	52.738	82.45	0.812	09:37:42.878	
8 -	20.187	79.2		14.421	79.1	17.318	51.926 (1)	83.74		09:38:34.804	
9 -	20.953	78.8		14.815	76.7	17.562	53.330	81.54	1.404	09:39:28.134	
10 -	20.818	78.2		14.868	80.9	17.405	53.091	81.90	1.165	09:40:21.225	
11 -	20.230	78.7		17.541	64.0	IN PIT	2:50.915 P	25.44	1:58.989	09:43:12.140	
12 -	OUTLAP	73.3		16.664	75.5	18.639	1:01.434	70.78	9.508	09:44:13.574	
13 -	21.608	70.8		15.765	76.8	19.855	57.228	75.98	5.302	09:45:10.802	
14 -	21.450	78.5		15.118	81.3	17.780	54.348	80.01	2.422	09:46:05.150	
15 -	20.752	76.6		15.685	79.1	17.963	54.400	79.93	2.474	09:46:59.550	
16 -	20.734	78.7		15.586	76.2	18.154	54.474	79.82	2.548	09:47:54.024	
17 -	20.639	78.2		15.461	74.9	17.855	53.955	80.59	2.029	09:48:47.979	
18 -	20.930	76.4		15.031	80.0	17.487	53.448	81.36	1.522	09:49:41.427	
19 -	20.283	79.3		14.385	80.6	17.444	52.112 (2)	83.44	0.186	09:50:33.539	
20 -	20.271	79.3		14.391	82.5	17.507	52.169 (3)	83.35	0.243	09:51:25.708	
21 -	21.509	74.0		14.719	82.0	17.305	124.9	53.533	81.23	1.607	09:52:19.241
22 -	20.741	78.2		14.839	76.3	17.808	53.388	81.45	1.462	09:53:12.629	

P2 36 M3 Jayson URIBE Honda - FPW Racing / RSR										
LAP		SECTOR 1		SECTOR 2		SECTOR 3	LAP TIME	MPH	DIFF	TIME OF DAY
1 -	OUTLAP	73.5		17.010	69.1	19.278	1:03.945	68.00	11.175	09:31:29.845
2 -	22.722	77.8		15.782	75.7	18.475	56.979	76.31	4.209	09:32:26.824
3 -	21.720	79.3		16.082	73.8	18.459	56.261	77.29	3.491	09:33:23.085
4 -	21.954	77.8		15.961	73.2	18.473	56.388	77.11	3.618	09:34:19.473
5 -	22.421	79.8		15.612	77.5	18.124	56.157	77.43	3.387	09:35:15.630
6 -	21.127	80.0		15.015	77.8	18.419	54.561	79.70	1.791	09:36:10.191
7 -	21.066	76.8		14.967	80.7	18.109	54.142	80.31	1.372	09:37:04.333
8 -	21.302	79.1		15.188	77.1	17.930	54.420	79.90	1.650	09:37:58.753
9 -	20.893	78.4		15.150	79.0	17.980	54.023	80.49	1.253	09:38:52.776
10 -	20.649	80.2		15.651	72.7	18.064	54.364	79.99	1.594	09:39:47.140
11 -	20.416	78.1		16.266	66.8	IN PIT	2:37.517 P	27.60	1:44.747	09:42:24.657
12 -	OUTLAP	76.4		15.470	77.2	18.177	57.259	75.94	4.489	09:43:21.916
13 -	20.885	77.5		15.308	79.0	17.877	54.070	80.42	1.300	09:44:15.986
14 -	20.776	79.1		14.906	79.4	18.702	54.384	79.96	1.614	09:45:10.370
15 -	20.355	79.9		14.816	80.6	17.741	52.912 (2)	82.18	0.142	09:46:03.282
16 -	20.370	78.9		15.235	75.0	18.055	53.660	81.03	0.890	09:46:56.942
17 -	20.708	80.3		14.977	80.0	17.785	53.470	81.32	0.700	09:47:50.412
18 -	20.261	80.4		14.979	80.6	17.904	53.144	81.82	0.374	09:48:43.556
19 -	20.809	79.8		14.758	81.4	17.784	53.351	81.50	0.581	09:49:36.907
20 -	20.347	80.3		14.772	81.1	17.651	52.770 (1)	82.40		09:50:29.677
21 -	20.273	80.2		15.083	78.2	18.044	53.400	81.43	0.630	09:51:23.077
22 -	22.087	77.3		15.616	79.0	18.009	55.712	78.05	2.942	09:52:18.789
23 -	20.459	80.2		14.890	81.7	17.768	53.117 (3)	81.86	0.347	09:53:11.906
24 -	22.870	67.2		17.316	69.6	18.048	58.234	74.67	5.464	09:54:10.140

P3 17 James FLITCROFT Aprilia - Kinpac Racing										
LAP		SECTOR 1		SECTOR 2		SECTOR 3	LAP TIME	MPH	DIFF	TIME OF DAY
1 -	OUTLAP	67.9		17.047	72.5	19.388	1:02.579	69.48	9.744	09:31:27.463
2 -	22.711	74.6		16.112	71.3	18.908	57.731	75.32	4.896	09:32:25.194
3 -	22.239	73.9		15.476	72.0	18.689	56.404	77.09	3.569	09:33:21.598
4 -	21.757	74.3		15.929	70.2	18.461	56.147	77.45	3.312	09:34:17.745
5 -	22.069	75.6		15.587	72.7	18.464	56.120	77.48	3.285	09:35:13.865
6 -	21.063	76.2		15.450	73.9	18.244	54.757	79.41	1.922	09:36:08.622
7 -	21.403	76.0		15.310	76.6	18.246	54.959	79.12	2.124	09:37:03.581
8 -	21.099	76.2		14.912	76.3	IN PIT	3:12.229 P	22.62	2:19.394	09:40:15.810

Weather / Track : Sunny / Dry

Brands Hatch Indy

Circuit Length = 1.2079 miles

Start: 09:30 Flag 00:00 End: 09:56

MCRCB BULLETIN TK007

2014 MCE British Superbike Championship - Round 1

2014 Motul British Motostar Championship

TEST SESSION - SECTOR ANALYSIS

SECTOR 1 = FL to I1, SECTOR 2 = I1 to I2, SECTOR 3 = I2 to FL, DIFF = Difference To Personal Best Lap

LAP	SECTOR 1	SECTOR 2	SECTOR 3	LAP TIME	MPH	DIFF	TIME OF DAY				
9 -	OUTLAP	73.4	15.478	77.5	18.579	117.3	58.660	74.13	5.825	09:41:14.470	
10 -	21.324	75.4	14.909	78.2	18.081	118.7	54.314	80.06	1.479	09:42:08.784	
11 -	21.030	75.8	15.155	81.0	17.897	118.9	54.082	80.40	1.247	09:43:02.866	
12 -	20.959	74.9	14.912	78.4	18.255	118.5	54.126	80.34	1.291	09:43:56.992	
13 -	21.059	75.7	14.648	83.3	17.900	119.8	53.607	81.12	0.772	09:44:50.599	
14 -	21.192	74.9	15.073	77.5	18.478	117.7	54.743	79.43	1.908	09:45:45.342	
15 -	20.759	75.7	14.714	80.7	17.854	119.4	53.327	81.54	0.492	09:46:38.669	
16 -	20.971	76.6	14.683	82.8	17.842	118.3	53.496	81.28	0.661	09:47:32.165	
17 -	20.575	76.2	14.269	1789.5	19.380	117.1	54.224	80.19	1.389	09:48:26.389	
18 -	20.746	77.6	14.871	75.9	18.266	118.1	53.883	80.70	1.048	09:49:20.272	
19 -	20.529	77.1	14.577	80.3	17.729	118.5	52.835	(1)	82.30	09:50:13.107	
20 -	20.445	77.5	14.707	77.1	17.815	118.3	52.967	(2)	82.10	0.132	09:51:06.074
21 -	20.555	76.3	14.692	81.6	17.944	117.9	53.191	(3)	81.75	0.356	09:51:59.265
22 -	20.510	76.8	14.834	77.9	17.966	118.9	53.310	81.57	0.475	09:52:52.575	
23 -	21.872	58.7	16.236	77.4	17.888	118.5	55.996	77.65	3.161	09:53:48.571	

P4	86 M3	Charlie NESBITT			Repli-Cast - Repli-Cast UK						
LAP	SECTOR 1	SECTOR 2	SECTOR 3	LAP TIME	MPH	DIFF	TIME OF DAY				
1 -	OUTLAP	73.4	16.711	70.7	19.034	115.1	1:04.479	67.44	11.441	09:34:16.231	
2 -	23.165	77.1	15.853	74.8	IN PIT		2:04.554	P	34.91	1:11.516	09:36:20.785
3 -	OUTLAP	77.0	15.581	79.0	18.320	116.3	58.204	74.71	5.166	09:37:18.989	
4 -	22.331	77.9	15.386	79.0	18.047	117.9	55.764	77.98	2.726	09:38:14.753	
5 -	21.940	78.2	15.414	78.3	18.368	117.9	55.722	78.04	2.684	09:39:10.475	
6 -	21.819	78.0	15.565	79.3	17.868	118.3	55.252	78.70	2.214	09:40:05.727	
7 -	21.328	78.4	15.726	75.0	18.098	118.3	55.152	78.84	2.114	09:41:00.879	
8 -	21.459	76.5	15.160	80.4	18.029	116.9	54.648	79.57	1.610	09:41:55.527	
9 -	21.216	78.5	15.171	82.0	17.844	117.9	54.231	80.18	1.193	09:42:49.758	
10 -	21.102	77.2	15.088	82.5	17.884	116.7	54.074	80.41	1.036	09:43:43.832	
11 -	21.274	77.5	14.863	82.8	17.882	116.5	54.019	80.50	0.981	09:44:37.851	
12 -	21.318	77.8	16.020	76.8	18.519	115.5	55.857	77.85	2.819	09:45:33.708	
13 -	21.256	77.4	15.110	79.4	17.957	117.1	54.323	80.05	1.285	09:46:28.031	
14 -	21.218	77.4	15.515	79.4	17.870	115.7	54.603	79.64	1.565	09:47:22.634	
15 -	20.880	78.3	15.327	78.3	17.863	116.5	54.070	80.42	1.032	09:48:16.704	
16 -	20.907	79.1	15.372	75.9	18.659	116.7	54.938	79.15	1.900	09:49:11.642	
17 -	21.030	78.3	14.792	81.9	17.792	115.5	53.614	81.10	0.576	09:50:05.256	
18 -	20.840	77.2	15.108	81.3	17.823	117.1	53.771	80.87	0.733	09:50:59.027	
19 -	20.957	76.9	14.899	82.6	17.706	115.3	53.562	(3)	81.18	0.524	09:51:52.589
20 -	20.690	78.6	14.652	83.6	17.696	116.7	53.038	(1)	81.99	09:52:45.627	
21 -	20.862	76.6	14.699	83.1	17.569	117.3	53.130	(2)	81.84	0.092	09:53:38.757

P5	12	Edward RENDELL			Honda - Banks Racing						
LAP	SECTOR 1	SECTOR 2	SECTOR 3	LAP TIME	MPH	DIFF	TIME OF DAY				
1 -	OUTLAP	58.3	18.174	64.1	21.942	92.5	1:10.170	61.97	16.959	09:31:38.466	
2 -	24.480	66.2	16.797	75.9	20.401	97.3	1:01.678	70.50	8.467	09:32:40.144	
3 -	23.166	69.6	15.966	81.0	19.916	98.2	59.048	73.64	5.837	09:33:39.192	
4 -	22.475	69.8	17.176	77.1	21.237	93.4	1:00.888	71.41	7.677	09:34:40.080	
5 -	22.725	69.4	15.551	82.5	19.829	99.5	58.105	74.84	4.894	09:35:38.185	
6 -	22.349	70.1	15.413	82.5	19.410	100.3	57.172	76.06	3.961	09:36:35.357	
7 -	21.946	72.1	15.366	81.9	19.357	100.9	56.669	76.73	3.458	09:37:32.026	
8 -	21.909	72.3	16.249	80.6	19.363	101.2	57.521	75.60	4.310	09:38:29.547	
9 -	21.546	72.2	15.317	82.3	19.111	103.7	55.974	77.68	2.763	09:39:25.521	
10 -	21.620	72.4	15.395	81.9	18.961	111.4	55.976	77.68	2.765	09:40:21.497	
11 -	20.961	74.9	14.968	85.2	18.344	114.5	54.273	80.12	1.062	09:41:15.770	
12 -	20.796	74.8	14.778	85.3	18.058	116.1	53.632	(3)	81.08	0.421	09:42:09.402
13 -	20.720	74.8	15.087	83.4	18.014	116.5	53.821	80.79	0.610	09:43:03.223	
14 -	20.771	74.8	14.927	80.3	18.263	116.9	53.961	80.58	0.750	09:43:57.184	
15 -	21.037	74.9	14.745	85.3	18.387	114.1	54.169	80.27	0.958	09:44:51.353	
16 -	20.987	73.3	14.890	83.4	18.358	114.1	54.235	80.18	1.024	09:45:45.588	
17 -	21.040	75.6	14.968	82.3	18.303	116.9	54.311	80.06	1.100	09:46:39.899	
18 -	20.672	74.7	14.874	83.4	IN PIT		3:08.401	P	23.08	2:15.190	09:49:48.300
19 -	OUTLAP	74.3	15.142	84.5	18.172	114.7	56.382	77.12	3.171	09:50:44.682	
20 -	20.829	75.0	14.898	81.3	18.359	115.1	54.086	80.40	0.875	09:51:38.768	
21 -	20.342	76.1	14.756	82.6	18.113	117.9	53.211	(1)	81.72	09:52:31.979	

Weather / Track : Sunny / Dry

Brands Hatch Indy

Circuit Length = 1.2079 miles

Start: 09:30 Flag 00:00 End: 09:56

MCRCB BULLETIN TK007

2014 MCE British Superbike Championship - Round 1

2014 Motul British Motostar Championship

TEST SESSION - SECTOR ANALYSIS

SECTOR 1 = FL to I1, SECTOR 2 = I1 to I2, SECTOR 3 = I2 to FL, DIFF = Difference To Personal Best Lap

22 - 20.812 **76.9** **14.717** 82.5 **17.976** 114.3 53.505 (2) 81.27 0.294 09:53:25.484

P6 24 M3 Daniel COSTILLA		Repli-Cast - Repli-Cast UK								
LAP	SECTOR 1	SECTOR 2	SECTOR 3	LAP TIME	MPH	DIFF	TIME OF DAY			
1 -				55.977	77.68	2.707	09:39:59.957			
2 -				58.063	74.89	4.793	09:40:58.020			
3 -				56.734	76.64	3.464	09:41:54.754			
4 -				55.209	78.76	1.939	09:42:49.963			
5 -				54.836	79.30	1.566	09:43:44.799			
6 -				54.363	79.99	1.093	09:44:39.162			
7 -				54.894	79.21	1.624	09:45:34.056			
8 -				54.369	79.98	1.099	09:46:28.425			
9 -				54.522	79.75	1.252	09:47:22.947			
10 -				54.427	79.89	1.157	09:48:17.374			
11 -				54.467	79.83	1.197	09:49:11.841			
12 -				53.716 (3)	80.95	0.446	09:50:05.557			
13 -				54.357	80.00	1.087	09:50:59.914			
14 -				53.518 (2)	81.25	0.248	09:51:53.432			
15 -				53.270 (1)	81.63		09:52:46.702			
16 -				53.735	80.92	0.465	09:53:40.437			

P7 79 M3 Chris TAYLOR		Honda - Ducati Coventry									
LAP	SECTOR 1	SECTOR 2	SECTOR 3	LAP TIME	MPH	DIFF	TIME OF DAY				
1 -	OUTLAP	72.9	17.814	66.5	19.327	117.1	1:03.113	68.90	9.713	09:31:26.284	
2 -	23.070	77.4	16.715	70.4	18.699	118.3	58.484	74.35	5.084	09:32:24.768	
3 -	22.856	77.5	16.409	73.8	18.253	119.1	57.518	75.60	4.118	09:33:22.286	
4 -	22.109	78.3	16.366	72.2	18.502	118.5	56.977	76.32	3.577	09:34:19.263	
5 -	22.076	78.1	15.870	76.6	17.961	119.6	55.907	77.78	2.507	09:35:15.170	
6 -	21.866	79.9	15.965	74.3	18.135	119.1	55.966	77.70	2.566	09:36:11.136	
7 -	21.708	76.9	16.187	72.8	18.518	116.9	56.413	77.08	3.013	09:37:07.549	
8 -	21.868	78.6	15.983	75.8	18.032	118.1	55.883	77.81	2.483	09:38:03.432	
9 -	22.183	77.1	16.394	73.2	18.210	116.9	56.787	76.57	3.387	09:39:00.219	
10 -	21.550	78.5	16.791	67.7	IN PIT		2:34.755	P	28.09	1:41.355	09:41:34.974
11 -	OUTLAP	76.3	16.135	75.7	17.821	121.1	57.918	75.08	4.518	09:42:32.892	
12 -	21.470	75.6	15.465	74.9	17.790	118.7	54.725	79.46	1.325	09:43:27.617	
13 -	20.913	78.6	15.200	77.2	17.998	117.7	54.111	80.36	0.711	09:44:21.728	
14 -	20.817	78.7	15.731	71.4	18.071	117.9	54.619	79.61	1.219	09:45:16.347	
15 -	21.031	77.2	15.514	78.4	17.791	119.6	54.336	80.03	0.936	09:46:10.683	
16 -	21.024	78.3	15.668	75.8	17.979	117.3	54.671	79.54	1.271	09:47:05.354	
17 -	21.507	76.0	17.022	68.3	IN PIT		2:04.799	P	34.84	1:11.399	09:49:10.153
18 -	OUTLAP	77.4	15.773	75.7	17.893	118.5	58.515	74.31	5.115	09:50:08.668	
19 -	20.676	79.2	14.990	79.7	17.734	117.7	53.400 (1)	81.43		09:51:02.068	
20 -	20.759	79.8	15.194	78.2	17.552	118.9	53.505 (3)	81.27	0.105	09:51:55.573	
21 -	20.735	79.2	15.066	78.0	17.733	118.5	53.534	81.23	0.134	09:52:49.107	
22 -	20.718	79.0	15.127	78.3	17.582	117.3	53.427 (2)	81.39	0.027	09:53:42.534	

P8 34 M3 Jordan WEAVING		KTM - Jordan Racing / Burkert									
LAP	SECTOR 1	SECTOR 2	SECTOR 3	LAP TIME	MPH	DIFF	TIME OF DAY				
1 -	OUTLAP	74.6	16.655	71.5	19.483	109.2	59.344	73.27	5.915	09:31:57.499	
2 -	23.389	71.5	16.349	72.9	19.189	113.5	58.927	73.79	5.498	09:32:56.426	
3 -	21.637	77.2	15.357	76.6	18.230	117.9	55.224	78.74	1.795	09:33:51.650	
4 -	22.044	73.8	15.500	76.0	18.230	117.9	55.774	77.96	2.345	09:34:47.424	
5 -	21.032	78.7	15.505	77.4	18.137	118.7	54.674	79.53	1.245	09:35:42.098	
6 -	21.164	76.8	15.742	71.2	18.131	118.3	55.037	79.01	1.608	09:36:37.135	
7 -	21.700	77.9	15.497	74.3	18.259	112.9	55.456	78.41	2.027	09:37:32.591	
8 -	21.457	78.7	15.182	76.6	18.088	117.3	54.727	79.45	1.298	09:38:27.318	
9 -	20.774	79.6	14.844	80.1	17.814	118.9	53.432 (2)	81.38	0.003	09:39:20.750	
10 -	20.641	78.3	14.935	74.9	18.115	119.6	53.691 (3)	80.99	0.262	09:40:14.441	
11 -	20.575	78.2	15.714	78.9	18.312	118.5	54.601	79.64	1.172	09:41:09.042	
12 -	20.346	78.9	15.165	73.3	17.918	121.1	53.429 (1)	81.39		09:42:02.471	
13 -	21.998	48.1	25.135	55.7	IN PIT		6:21.008	P	11.41	5:27.579	09:48:23.479

Weather / Track : Sunny / Dry

Brands Hatch Indy
Circuit Length = 1.2079 miles
Start: 09:30 Flag 00:00 End: 09:56

MCRCB BULLETIN TK007

2014 MCE British Superbike Championship - Round 1

2014 Motul British Motostar Championship

TEST SESSION - SECTOR ANALYSIS

SECTOR 1 = FL to I1, SECTOR 2 = I1 to I2, SECTOR 3 = I2 to FL, DIFF = Difference To Personal Best Lap

P9 66 M3 Joe IRVING		KTM - Redline KTM						
LAP	SECTOR 1	SECTOR 2	SECTOR 3	LAP TIME	MPH	DIFF	TIME OF DAY	
1 -				58.900	73.83	5.382	09:32:23.752	
2 -				57.473	75.66	3.955	09:33:21.225	
3 -				1:51.861	38.87	58.343	09:35:13.086	
4 -				55.108	78.91	1.590	09:36:08.194	
5 -				4:45.187	15.24	3:51.669	09:40:53.381	
6 -				55.158	78.83	1.640	09:41:48.539	
7 -				54.576	79.67	1.058	09:42:43.115	
8 -				53.922	80.64	0.404	09:43:37.037	
9 -				53.973	80.56	0.455	09:44:31.010	
10 -				53.727 (3)	80.93	0.209	09:45:24.737	
11 -				53.581 (2)	81.15	0.063	09:46:18.318	
12 -				54.751	79.42	1.233	09:47:13.069	
13 -				5:30.070	13.17	4:36.552	09:52:43.139	
14 -				53.518 (1)	81.25		09:53:36.657	

P10 42 M3 James HOBSON		Honda - Two 4 Motorsport								
LAP	SECTOR 1	SECTOR 2	SECTOR 3	LAP TIME	MPH	DIFF	TIME OF DAY			
1 -	OUTLAP	72.6	16.128	71.4	18.610	117.3	1:01.959	70.18	8.289	09:32:17.045
2 -	22.417	73.3	15.772	75.7	18.633	121.1	56.822	76.53	3.152	09:33:13.867
3 -	21.970	75.4	15.572	76.8	18.394	122.2	55.936	77.74	2.266	09:34:09.803
4 -	21.821	77.9	15.837	71.9	18.946	122.0	56.604	76.82	2.934	09:35:06.407
5 -	22.278	74.3	15.845	78.4	18.400	122.0	56.523	76.93	2.853	09:36:02.930
6 -	21.959	77.3	15.725	77.8	18.292	122.0	55.976	77.68	2.306	09:36:58.906
7 -	21.583	77.6	15.159	79.3	18.167	122.0	54.909	79.19	1.239	09:37:53.815
8 -	22.267	75.9	15.263	78.3	18.278	121.5	55.808	77.92	2.138	09:38:49.623
9 -	21.627	76.3	15.381	72.9	IN PIT		4:23.933 P	16.47	3:30.263	09:43:13.556
10 -	OUTLAP	75.2	16.156	76.8	18.625	121.7	1:00.352	72.05	6.682	09:44:13.908
11 -	21.870	75.3	15.587	78.7	19.080	115.9	56.537	76.91	2.867	09:45:10.445
12 -	21.430	77.1	15.014	81.7	18.332	120.0	54.776	79.38	1.106	09:46:05.221
13 -	21.433	75.8	15.251	79.1	17.970	122.9	54.654	79.56	0.984	09:46:59.875
14 -	21.269	77.6	15.255	81.0	17.997	124.0	54.521	79.76	0.851	09:47:54.396
15 -	21.129	78.6	15.113	79.7	17.860	124.5	54.102	80.37	0.432	09:48:48.498
16 -	21.121	78.5	15.501	76.0	17.946	122.9	54.568	79.69	0.898	09:49:43.066
17 -	21.048	78.3	15.227	77.4	18.239	119.8	54.514	79.77	0.844	09:50:37.580
18 -	20.983	77.9	14.790	81.7	17.990	122.4	53.763 (2)	80.88	0.093	09:51:31.343
19 -	20.790	77.8	15.052	78.2	18.028	122.0	53.870 (3)	80.72	0.200	09:52:25.213
20 -	20.903	77.4	14.902	80.0	17.865	122.4	53.670 (1)	81.02		09:53:18.883

P11 65 Josh OWENS		Honda - RCD Motorsport								
LAP	SECTOR 1	SECTOR 2	SECTOR 3	LAP TIME	MPH	DIFF	TIME OF DAY			
1 -	OUTLAP	70.4	17.093	68.5	19.293	117.1	1:03.622	68.35	9.877	09:31:28.934
2 -	23.429	74.0	16.337	73.3	18.646	117.1	58.412	74.44	4.667	09:32:27.346
3 -	22.437	75.6	16.080	75.0	18.587	118.5	57.104	76.15	3.359	09:33:24.450
4 -	21.851	76.9	15.922	74.1	18.637	118.1	56.410	77.08	2.665	09:34:20.860
5 -	22.276	76.0	15.400	129.6	IN PIT		1:40.126 P	43.43	46.381	09:36:00.986
6 -	OUTLAP	75.6	15.832	76.8	18.265	118.7	58.304	74.58	4.559	09:36:59.290
7 -	21.634	75.5	15.289	80.7	18.093	118.1	55.016	79.04	1.271	09:37:54.306
8 -	22.023	72.4	15.474	75.5	18.049	117.9	55.546	78.28	1.801	09:38:49.852
9 -	21.915	73.7	15.537	78.9	18.208	117.3	55.660	78.12	1.915	09:39:45.512
10 -	21.333	75.2	15.859	77.9	17.957	118.3	55.149	78.85	1.404	09:40:40.661
11 -	21.584	75.3	15.541	77.0	18.101	117.3	55.226	78.74	1.481	09:41:35.887
12 -	22.513	75.3	15.632	78.9	18.066	119.4	56.211	77.36	2.466	09:42:32.098
13 -	21.899	74.8	15.350	79.4	18.082	116.9	55.331	78.59	1.586	09:43:27.429
14 -	21.397	75.6	15.170	80.0	18.116	118.5	54.683	79.52	0.938	09:44:22.112
15 -	20.908	76.1	15.420	73.7	18.180	118.9	54.508	79.77	0.763	09:45:16.620
16 -	21.107	75.7	15.312	79.7	17.872	118.5	54.291	80.09	0.546	09:46:10.911
17 -	21.162	75.9	15.342	78.2	17.818	117.7	54.322	80.05	0.577	09:47:05.233
18 -	20.870	76.4	15.215	79.0	17.925	118.3	54.010	80.51	0.265	09:47:59.243
19 -	20.919	74.9	15.267	77.0	18.551	116.9	54.737	79.44	0.992	09:48:53.980
20 -	20.857	75.4	15.132	80.7	17.800	118.3	53.789 (2)	80.84	0.044	09:49:47.769

Weather / Track : Sunny / Dry

Brands Hatch Indy
Circuit Length = 1.2079 miles
Start: 09:30 Flag 00:00 End: 09:56

MCRCB BULLETIN TK007**2014 MCE British Superbike Championship - Round 1****2014 Motul British Motostar Championship****TEST SESSION - SECTOR ANALYSIS**

SECTOR 1 = FL to I1, SECTOR 2 = I1 to I2, SECTOR 3 = I2 to FL, DIFF = Difference To Personal Best Lap

21 -	20.843	77.6	15.070	80.3	17.832	119.6	53.745 (1)	80.91			09:50:41.514
22 -	21.355	78.3	15.172	80.3	17.783	121.1	54.310	80.07	0.565		09:51:35.824
23 -	21.169	76.2	15.060	82.0	17.868	117.1	54.097	80.38	0.352		09:52:29.921
24 -	20.734	76.4	15.219	77.9	17.988	116.7	53.941	(3)	80.61	0.196	09:53:23.862

P12 25 M3 Mike BROUWERS														
Honda - Joma / Brouwers Racing Team														
LAP	SECTOR 1			SECTOR 2			SECTOR 3			LAP TIME	MPH	DIFF	TIME OF DAY	
1 -										2:53.164	25.11	1:59.403	09:42:19.374	
2 -										55.642	78.15	1.881	09:43:15.016	
3 -										55.253	78.70	1.492	09:44:10.269	
4 -										55.788	77.94	2.027	09:45:06.057	
5 -										55.565	78.26	1.804	09:46:01.622	
6 -										55.363	78.54	1.602	09:46:56.985	
7 -										55.077	78.95	1.316	09:47:52.062	
8 -										54.970	79.10	1.209	09:48:47.032	
9 -										54.480	79.82	0.719	09:49:41.512	
10 -										54.210	(3)	80.21	0.449	09:50:35.722
11 -										54.185	(2)	80.25	0.424	09:51:29.907
12 -										53.761 (1)	80.88		09:52:23.668	
13 -										54.348	80.01	0.587	09:53:18.016	

P13 35 Elliot LODGE													
Honda - SP125 / Spike Racing													
LAP	SECTOR 1			SECTOR 2			SECTOR 3			LAP TIME	MPH	DIFF	TIME OF DAY
1 -	OUTLAP	70.0	16.734	71.6	19.581	108.0	1:02.982	69.04	9.097			09:31:27.527	
2 -	22.302	75.6	16.720	71.3	19.230	110.1	58.252	74.65	4.367			09:32:25.779	
3 -	22.219	74.5	16.320	72.6	18.907	111.6	57.446	75.69	3.561			09:33:23.225	
4 -	22.178	75.2	16.238	77.0	18.619	111.6	57.035	76.24	3.150			09:34:20.260	
5 -	22.269	76.0	16.155	74.0	IN PIT		7:13.937	P	10.02	6:20.052		09:41:34.197	
6 -	OUTLAP	74.9	15.911	78.6	18.589	112.4	59.121	73.55	5.236			09:42:33.318	
7 -	21.451	74.8	16.640	76.3	18.992	110.5	57.083	76.18	3.198			09:43:30.401	
8 -	21.339	74.9	15.262	81.1	18.639	110.9	55.240	78.72	1.355			09:44:25.641	
9 -	21.125	75.5	15.266	80.7	18.655	110.9	55.046	78.99	1.161			09:45:20.687	
10 -	21.095	75.6	15.494	67.7	18.838	110.9	55.427	78.45	1.542			09:46:16.114	
11 -	20.955	74.5	15.146	82.6	18.554	110.3	54.655	79.56	0.770			09:47:10.769	
12 -	21.505	74.8	15.255	81.7	18.252	111.1	55.012	79.04	1.127			09:48:05.781	
13 -	20.713	75.9	14.924	83.6	18.248	111.4	53.885 (1)	80.70				09:48:59.666	
14 -	21.131	75.4	14.992	83.0	18.314	111.2	54.437	79.88	0.552			09:49:54.103	
15 -	20.852	76.4	14.913	82.2	18.295	112.2	54.060	80.44	0.175			09:50:48.163	
16 -	20.647	76.5	15.173	83.6	18.223	111.2	54.043	(3)	80.46	0.158		09:51:42.206	
17 -	20.559	75.8	15.686	72.8	19.561	109.8	55.806	77.92	1.921			09:52:38.012	
18 -	20.843	76.0	14.866	84.2	18.241	111.1	53.950	(2)	80.60	0.065		09:53:31.962	

P14 6 Taz TAYLOR													
Luyten Honda - FPW Racing / Hookless Holidays													
LAP	SECTOR 1			SECTOR 2			SECTOR 3			LAP TIME	MPH	DIFF	TIME OF DAY
1 -	OUTLAP	69.3	18.689	58.4	20.441	115.9	1:06.541	65.35	12.559			09:32:18.923	
2 -	25.152	74.0	17.504	65.1	19.709	115.9	1:02.365	69.72	8.383			09:33:21.288	
3 -	23.807	74.3	16.864	66.8	18.952	118.5	59.623	72.93	5.641			09:34:20.911	
4 -	23.119	77.5	17.103	69.3	18.758	119.8	58.980	73.73	4.998			09:35:19.891	
5 -	22.421	78.0	16.611	71.1	18.603	118.7	57.635	75.45	3.653			09:36:17.526	
6 -	22.445	78.2	16.021	76.8	18.384	120.6	56.850	76.49	2.868			09:37:14.376	
7 -	23.211	77.4	16.312	70.1	18.560	118.7	58.083	74.86	4.101			09:38:12.459	
8 -	21.807	78.4	16.073	67.6	18.441	120.9	56.321	77.21	2.339			09:39:08.780	
9 -	21.560	78.5	15.664	74.6	18.207	120.6	55.431	78.45	1.449			09:40:04.211	
10 -	21.613	77.8	17.283	66.0	18.878	118.5	57.774	75.26	3.792			09:41:01.985	
11 -	21.621	78.2	15.800	75.7	18.218	120.0	55.639	78.15	1.657			09:41:57.624	
12 -	21.909	78.3	15.481	76.6	18.174	119.6	55.564	78.26	1.582			09:42:53.188	
13 -	21.480	77.5	15.667	78.4	18.178	118.5	55.325	78.60	1.343			09:43:48.513	
14 -	21.328	76.9	15.382	75.8	18.342	118.3	55.052	(3)	78.99	1.070		09:44:43.565	
15 -	21.254	77.8	15.409	78.3	18.179	118.7	54.842	(2)	79.29	0.860		09:45:38.407	
16 -	22.858	59.1	16.975	70.4	IN PIT		4:45.658	P	15.22	3:51.676		09:50:24.065	
17 -	OUTLAP	74.9	15.854	73.2	18.314	118.9	58.752	74.01	4.770			09:51:22.817	
18 -	22.186	69.9	15.449	77.0	18.072	118.7	55.707	78.06	1.725			09:52:18.524	

Weather / Track : Sunny / Dry

Brands Hatch Indy
 Circuit Length = 1.2079 miles
 Start: 09:30 Flag 00:00 End: 09:56

MCRCB BULLETIN TK007

2014 MCE British Superbike Championship - Round 1

2014 Motul British Motostar Championship

TEST SESSION - SECTOR ANALYSIS

SECTOR 1 = FL to I1, SECTOR 2 = I1 to I2, SECTOR 3 = I2 to FL, DIFF = Difference To Personal Best Lap

19 -	21.104	79.5	15.035	78.9	17.843	120.0	53.982 (1)	80.55			09:53:12.506
20 -	22.621	69.6	16.388	75.3	17.956	117.9	56.965	76.33	2.983		09:54:09.471

P15 11		Joseph THOMAS		Honda - Moto UK Racing							
LAP		SECTOR 1	SECTOR 2	SECTOR 3	LAP TIME	MPH	DIFF	TIME OF DAY			
1 -	OUTLAP	66.3	18.892	61.5	20.101	114.1	1:07.089	64.81	12.915		09:31:33.985
2 -		24.002	72.2	17.885	63.5	IN PIT	2:20.096	P	31.04	1:25.922	09:33:54.081
3 -	OUTLAP	76.6	16.643	69.3	19.133	115.5	59.675	72.87	5.501		09:34:53.756
4 -		22.526	76.2	16.393	71.4	18.605	57.524	75.59	3.350		09:35:51.280
5 -		21.937	77.3	15.855	75.5	18.605	56.397	77.10	2.223		09:36:47.677
6 -		22.920	75.8	17.143	66.6	IN PIT	2:10.913	P	33.21	1:16.739	09:38:58.590
7 -	OUTLAP	76.8	16.015	73.5	18.716	117.5	57.034	76.24	2.860		09:39:55.624
8 -		21.704	77.1	15.735	75.5	18.366	55.805	77.92	1.631		09:40:51.429
9 -		21.587	74.4	15.615	73.8	19.163	56.365	77.15	2.191		09:41:47.794
10 -		21.306	76.9	15.939	72.8	IN PIT	2:18.715	P	31.34	1:24.541	09:44:06.509
11 -	OUTLAP	76.3	15.645	75.7	18.348	116.7	55.520	78.32	1.346		09:45:02.029
12 -		20.897	77.2	15.447	76.6	18.372	54.716	(2)	79.47	0.542	09:45:56.745
13 -		21.205	77.0	15.621	75.3	18.406	55.232	78.73	1.058		09:46:51.977
14 -		20.978	78.3	15.666	75.4	18.335	54.979	(3)	79.09	0.805	09:47:46.956
15 -		21.512	77.7	15.233	77.5	IN PIT	2:38.361	P	27.46	1:44.187	09:50:25.317
16 -	OUTLAP	77.4	15.977	71.6	18.541	119.4	57.976	75.00	3.802		09:51:23.293
17 -		22.071	77.5	15.702	73.3	18.081	55.854	77.85	1.680		09:52:19.147
18 -		21.073	79.7	15.096	78.9	18.005	54.174 (1)	80.27			09:53:13.321

P16 13 M3		Sam BURMAN		Honda - WNT / Burman Racing							
LAP		SECTOR 1	SECTOR 2	SECTOR 3	LAP TIME	MPH	DIFF	TIME OF DAY			
1 -	OUTLAP	66.8	18.652	67.0	19.697	115.7	1:07.866	64.07	13.474		09:32:40.893
2 -		24.403	73.2	17.279	71.4	19.120	1:00.802	71.52	6.410		09:33:41.695
3 -		23.522	73.8	17.239	69.9	19.216	59.977	72.50	5.585		09:34:41.672
4 -		22.982	74.0	16.525	73.1	18.876	58.383	74.48	3.991		09:35:40.055
5 -		22.649	75.1	16.590	69.3	18.867	58.106	74.83	3.714		09:36:38.161
6 -		23.673	73.8	16.381	74.4	18.461	58.515	74.31	4.123		09:37:36.676
7 -		22.258	76.1	16.085	75.5	18.446	56.789	76.57	2.397		09:38:33.465
8 -		22.192	76.1	16.043	72.8	18.467	56.702	76.69	2.310		09:39:30.167
9 -		22.002	75.4	17.132	68.4	IN PIT	2:43.493	P	26.59	1:49.101	09:42:13.660
10 -	OUTLAP	73.0	16.649	72.2	18.729	118.1	1:00.252	72.17	5.860		09:43:13.912
11 -		21.936	76.1	15.857	77.4	18.216	56.009	77.64	1.617		09:44:09.921
12 -		21.683	77.5	15.653	75.8	18.399	55.735	78.02	1.343		09:45:05.656
13 -		21.748	76.4	15.645	77.8	18.208	55.601	78.21	1.209		09:46:01.257
14 -		21.611	77.1	15.668	75.9	18.066	55.345	(3)	78.57	0.953	09:46:56.602
15 -		21.543	78.3	15.661	77.1	18.229	55.433	78.44	1.041		09:47:52.035
16 -		21.611	77.9	15.909	76.0	18.001	55.521	78.32	1.129		09:48:47.556
17 -		21.704	75.4	16.028	73.7	18.270	56.002	77.65	1.610		09:49:43.558
18 -		22.140	75.7	15.923	77.2	19.028	57.091	76.16	2.699		09:50:40.649
19 -		21.532	77.7	15.593	77.8	17.911	55.036	(2)	79.01	0.644	09:51:35.685
20 -		21.935	77.3	15.596	76.3	18.258	55.789	77.94	1.397		09:52:31.474
21 -		21.117	77.8	15.317	81.3	17.958	54.392 (1)	79.94			09:53:25.866

P17 90		Greg GREENWOOD		Luyten Honda - FPW Racing							
LAP		SECTOR 1	SECTOR 2	SECTOR 3	LAP TIME	MPH	DIFF	TIME OF DAY			
1 -	OUTLAP	52.8	21.141	61.4	24.872	73.7	1:16.268	57.01	21.847		09:31:53.250
2 -		27.817	58.3	19.041	67.6	22.516	1:09.374	62.68	14.953		09:33:02.624
3 -		27.404	54.1	18.937	70.4	21.535	1:07.876	64.06	13.455		09:34:10.500
4 -		24.854	67.9	17.663	68.9	20.611	1:03.128	68.88	8.707		09:35:13.628
5 -		24.332	71.3	16.787	73.9	20.382	1:01.501	70.70	7.080		09:36:15.129
6 -		23.170	72.4	16.291	75.7	19.404	58.865	73.87	4.444		09:37:13.994
7 -		23.853	70.7	16.555	72.2	19.045	59.453	73.14	5.032		09:38:13.447
8 -		22.300	69.3	16.124	78.0	18.754	57.178	76.05	2.757		09:39:10.625
9 -		22.397	74.5	15.757	74.8	18.875	57.029	76.25	2.608		09:40:07.654
10 -		21.964	74.2	16.372	74.4	18.740	57.076	76.18	2.655		09:41:04.730
11 -		22.758	73.3	15.847	73.1	18.691	57.296	75.89	2.875		09:42:02.026
12 -		22.171	74.7	16.013	72.8	18.438	56.622	76.80	2.201		09:42:58.648

Brands Hatch Indy
Circuit Length = 1.2079 miles
Start: 09:30 Flag 00:00 End: 09:56

Weather / Track : Sunny / Dry

MCRCB BULLETIN TK007

2014 MCE British Superbike Championship - Round 1

2014 Motul British Motostar Championship

TEST SESSION - SECTOR ANALYSIS

SECTOR 1 = FL to I1, SECTOR 2 = I1 to I2, SECTOR 3 = I2 to FL, DIFF = Difference To Personal Best Lap

13 -	21.786	74.4	15.682	76.7	18.526	114.7	55.994	77.66	1.573	09:43:54.642
14 -	21.751	74.7	15.517	77.9	18.370	115.3	55.638	78.15	1.217	09:44:50.280
15 -	21.921	73.5	15.945	74.8	18.401	116.3	56.267	77.28	1.846	09:45:46.547
16 -	21.687	75.1	15.339	76.8	18.321	115.7	55.347	78.56	0.926	09:46:41.894
17 -	21.550	75.6	15.337	79.8	18.376	115.1	55.263	78.68	0.842	09:47:37.157
18 -	21.592	74.7	15.495	80.6	18.717	114.5	55.804	77.92	1.383	09:48:32.961
19 -	21.455	75.4	15.433	77.6	18.387	116.1	55.275	78.67	0.854	09:49:28.236
20 -	21.229	75.8	15.253	77.1	18.325	115.3	54.807 (2)	79.34	0.386	09:50:23.043
21 -	21.154	76.0	15.103	80.0	18.164	116.5	54.421 (1)	79.90		09:51:17.464
22 -	21.887	73.5	16.593	75.8	19.155	114.1	57.635	75.45	3.214	09:52:15.099
23 -	21.412	74.7	15.890	74.4	18.517	117.7	55.819	77.90	1.398	09:53:10.918
24 -	21.807	75.0	15.223	81.3	18.168	114.3	55.198 (3)	78.78	0.777	09:54:06.116

P18 164		Anthony ALONSO					Honda - SP125 / BARF Racing			
LAP		SECTOR 1	SECTOR 2	SECTOR 3	LAP TIME	MPH	DIFF	TIME OF DAY		
1 -	OUTLAP	64.0	19.150	66.1	23.389	80.3	1:11.589	60.74	16.970	09:31:36.759
2 -		26.069	63.9	19.221	65.0	22.157	1:07.447	64.47	12.828	09:32:44.206
3 -		25.359	62.3	17.867	70.4	21.499	1:04.725	67.18	10.106	09:33:48.931
4 -		25.262	67.3	17.166	68.0	21.078	1:03.506	68.47	8.887	09:34:52.437
5 -		23.471	66.8	17.047	72.7	20.340	1:00.858	71.45	6.239	09:35:53.295
6 -		23.382	68.5	16.976	71.0	20.342	1:00.700	71.64	6.081	09:36:53.995
7 -		22.622	69.9	16.517	72.8	20.064	59.203	73.45	4.584	09:37:53.198
8 -		22.597	70.5	16.572	72.3	19.278	58.447	74.40	3.828	09:38:51.645
9 -		21.659	73.8	16.080	75.5	18.953	56.692	76.70	2.073	09:39:48.337
10 -		21.187	74.4	15.695	75.0	19.161	56.043	77.59	1.424	09:40:44.380
11 -		21.761	73.4	15.963	70.4	IN PIT	2:30.288	P 28.93	1:35.669	09:43:14.668
12 -	OUTLAP	71.3	15.993	74.4	18.949	111.8	1:00.724	71.61	6.105	09:44:15.392
13 -		21.374	74.3	15.661	76.2	18.429	55.464	78.40	0.845	09:45:10.856
14 -		21.193	76.1	15.698	79.1	18.345	55.236	78.72	0.617	09:46:06.092
15 -		21.395	74.6	15.743	71.3	IN PIT	2:52.483	P 25.21	1:57.864	09:48:58.575
16 -	OUTLAP	69.5	16.195	75.0	18.837	111.2	1:02.889	69.14	8.270	09:50:01.464
17 -		21.164	74.9	15.311	79.1	18.354	54.829 (3)	79.31	0.210	09:50:56.293
18 -	20.990	75.4	15.263	79.7	18.366	110.7	54.619 (1)	79.61		09:51:50.912
19 -		21.145	75.2	15.207	80.4	18.431	54.783 (2)	79.37	0.164	09:52:45.695
20 -		21.225	75.6	15.340	79.1	18.324	54.889	79.22	0.270	09:53:40.584

P19 127 M3		Georgina POLDEN					Honda - RS Racing			
LAP		SECTOR 1	SECTOR 2	SECTOR 3	LAP TIME	MPH	DIFF	TIME OF DAY		
1 -	OUTLAP	63.8	18.084	66.8	20.021	110.3	1:07.778	64.15	13.127	09:35:04.201
2 -		24.375	69.3	17.090	71.4	19.171	1:00.636	71.71	5.985	09:36:04.837
3 -		23.855	70.1	17.051	71.2	19.308	1:00.214	72.21	5.563	09:37:05.051
4 -		22.965	74.1	16.622	75.0	18.733	58.320	74.56	3.669	09:38:03.371
5 -		22.714	75.8	16.802	69.1	19.378	58.894	73.83	4.243	09:39:02.265
6 -		22.726	72.6	16.257	77.9	18.268	57.251	75.95	2.600	09:39:59.516
7 -		23.027	62.6	18.198	69.5	18.687	59.912	72.58	5.261	09:40:59.428
8 -		22.826	71.1	16.318	74.9	18.448	57.592	75.50	2.941	09:41:57.020
9 -		23.076	70.6	16.022	75.3	18.385	57.483	75.65	2.832	09:42:54.503
10 -		21.712	74.1	15.988	76.6	18.392	56.092	77.52	1.441	09:43:50.595
11 -		22.174	75.3	15.811	80.0	18.259	56.244	77.31	1.593	09:44:46.839
12 -		22.870	69.1	17.007	76.0	18.758	58.635	74.16	3.984	09:45:45.474
13 -		21.857	76.5	15.504	76.2	IN PIT	4:12.918	P 17.19	3:18.267	09:49:58.392
14 -	OUTLAP	74.6	16.102	74.9	18.191	116.3	1:01.464	70.75	6.813	09:50:59.856
15 -		21.802	76.4	15.530	77.0	18.058	55.390 (3)	78.50	0.739	09:51:55.246
16 -		21.442	77.1	15.572	79.6	18.008	55.022 (2)	79.03	0.371	09:52:50.268
17 -	21.176	74.7	15.436	80.3	18.039	116.1	54.651 (1)	79.57		09:53:44.919

P20 72		Alex PERSSON					Honda - PWR / Nordgren Racing			
LAP		SECTOR 1	SECTOR 2	SECTOR 3	LAP TIME	MPH	DIFF	TIME OF DAY		
1 -	OUTLAP	68.0	17.284	72.3	20.120	112.9	1:03.091	68.92	8.238	09:32:06.532
2 -		24.040	74.1	16.596	74.0	19.323	59.959	72.52	5.106	09:33:06.491
3 -		24.382	75.8	16.328	73.7	19.213	59.923	72.56	5.070	09:34:06.414
4 -		22.973	76.3	16.546	75.5	IN PIT	4:53.170	P 14.83	3:58.317	09:38:59.584

Weather / Track : Sunny / Dry

Brands Hatch Indy
Circuit Length = 1.2079 miles
Start: 09:30 Flag 00:00 End: 09:56

MCRCB BULLETIN TK007

2014 MCE British Superbike Championship - Round 1

2014 Motul British Motostar Championship

TEST SESSION - SECTOR ANALYSIS

SECTOR 1 = FL to I1, SECTOR 2 = I1 to I2, SECTOR 3 = I2 to FL, DIFF = Difference To Personal Best Lap

5 -	OUTLAP	72.9	16.736	74.5	19.032	117.1	1:03.519	68.46	8.666	09:40:03.103
6 -	23.007	77.7	16.567	66.4	19.256	115.9	58.830	73.91	3.977	09:41:01.933
7 -	22.183	76.6	15.579	76.0	18.630	117.1	56.392	77.11	1.539	09:41:58.325
8 -	22.018	76.3	16.037	74.3	18.475	117.1	56.530	76.92	1.677	09:42:54.855
9 -	21.723	77.0	15.840	76.2	18.540	116.9	56.103	77.51	1.250	09:43:50.958
10 -	22.118	76.1	15.712	78.3	18.436	116.3	56.266	77.28	1.413	09:44:47.224
11 -	22.439	75.6	16.182	76.4	18.591	114.1	57.212	76.00	2.359	09:45:44.436
12 -	21.891	76.8	15.083	78.2	18.385	116.7	55.359 (3)	78.55	0.506	09:46:39.795
13 -	21.891	78.0	15.225	76.8	IN PIT		3:10.394 P	22.84	2:15.541	09:49:50.189
14 -	OUTLAP	76.0	15.781	78.3	18.905	115.1	1:00.643	71.70	5.790	09:50:50.832
15 -	22.304	74.3	15.338	77.5	18.434	115.9	56.076	77.54	1.223	09:51:46.908
16 -	21.559	77.1	14.860	78.3	18.434	116.3	54.853 (1)	79.27		09:52:41.761
17 -	21.761	77.6	14.869	75.8	18.466	115.1	55.096 (2)	78.92	0.243	09:53:36.857

P21 142 M3		Brian SLOOTEN					Honda - Bakker Frames Holland			
LAP	SECTOR 1	SECTOR 2	SECTOR 3	LAP TIME	MPH	DIFF	TIME OF DAY			
1 -	OUTLAP	58.9	18.853	63.6	22.214	112.4	1:09.027	62.99	13.858	09:31:44.230
2 -	24.639	65.3	16.993	72.1	19.507	118.1	1:01.139	71.12	5.970	09:32:45.369
3 -	23.565	70.8	16.035	76.4	18.763	118.7	58.363	74.50	3.194	09:33:43.732
4 -	22.342	73.5	17.353	70.1	19.300	117.1	58.995	73.71	3.826	09:34:42.727
5 -	22.631	74.3	16.137	72.6	18.954	116.3	57.722	75.33	2.553	09:35:40.449
6 -	22.555	75.3	16.443	66.4	18.833	119.4	57.831	75.19	2.662	09:36:38.280
7 -	22.505	73.8	15.525	76.2	18.510	118.7	56.540	76.91	1.371	09:37:34.820
8 -	22.202	73.0	15.862	78.2	18.383	118.1	56.447	77.03	1.278	09:38:31.267
9 -	22.227	70.3	15.991	78.2	18.239	118.3	56.457	77.02	1.288	09:39:27.724
10 -	22.019	74.9	15.389	80.6	18.125	120.0	55.533	78.30	0.364	09:40:23.257
11 -	22.001	70.5	16.618	76.8	18.854	116.5	57.473	75.66	2.304	09:41:20.730
12 -	21.588	73.8	15.412	78.9	18.333	118.3	55.333 (3)	78.58	0.164	09:42:16.063
13 -	21.707	73.8	16.105	77.0	IN PIT		3:20.506 P	21.68	2:25.337	09:45:36.569
14 -	OUTLAP	62.0	16.194	75.3	19.074	117.3	1:01.652	70.53	6.483	09:46:38.221
15 -	22.222	74.3	15.772	75.5	18.631	118.1	56.625	76.79	1.456	09:47:34.846
16 -	21.896	72.4	15.299	79.6	18.447	118.5	55.642	78.15	0.473	09:48:30.488
17 -	21.755	70.5	15.460	78.7	18.393	118.3	55.608	78.20	0.439	09:49:26.096
18 -	21.592	76.3	15.232	80.7	18.345	117.9	55.169 (1)	78.82		09:50:21.265
19 -	21.596	74.8	15.236	78.9	18.410	116.9	55.242 (2)	78.71	0.073	09:51:16.507
20 -	22.550	64.1	17.237	77.0	19.019	117.1	58.806	73.94	3.637	09:52:15.313
21 -	22.152	73.3	15.782	76.2	19.338	117.3	57.272	75.92	2.103	09:53:12.585

P22 19		Kai JOHNSON					Aprilia - Kinpac Racing			
LAP	SECTOR 1	SECTOR 2	SECTOR 3	LAP TIME	MPH	DIFF	TIME OF DAY			
1 -	OUTLAP	69.1	17.248	65.1	19.699	110.1	1:05.017	66.88	9.302	09:31:30.969
2 -	23.483	66.3	15.597	78.3	18.712	111.2	57.792	75.24	2.077	09:32:28.761
3 -	22.573	74.9	15.302	79.6	18.512	112.7	56.387	77.12	0.672	09:33:25.148
4 -	21.803	76.9	15.465	75.5	19.001	112.4	56.269 (3)	77.28	0.554	09:34:21.417
5 -	22.284	75.6	15.401	80.9	18.751	110.3	56.436	77.05	0.721	09:35:17.853
6 -	22.048	74.5	15.188	78.9	18.661	108.4	55.897 (2)	77.79	0.182	09:36:13.750
7 -	22.403	76.4	15.834	79.8	18.616	108.2	56.853	76.48	1.138	09:37:10.603
8 -	22.061	73.8	15.180	80.7	18.474	108.0	55.715 (1)	78.05		09:38:06.318
9 -	22.144	74.2	15.433	79.4	18.771	109.8	56.348	77.17	0.633	09:39:02.666
10 -	22.619	74.6	15.312	80.6	18.652	108.7	56.583	76.85	0.868	09:39:59.249

P23 43		Arnie SHELTON					Honda - e3 motorsport with Shelton Racing			
LAP	SECTOR 1	SECTOR 2	SECTOR 3	LAP TIME	MPH	DIFF	TIME OF DAY			
1 -	OUTLAP	63.0	19.555	64.4	20.765	108.5	1:06.797	65.10	10.964	09:40:30.394
2 -	24.634	64.7	17.928	73.7	19.927	113.9	1:02.489	69.58	6.656	09:41:32.883
3 -	23.056	68.0	16.861	76.2	19.034	115.5	58.951	73.76	3.118	09:42:31.834
4 -	22.554	71.0	16.761	74.6	IN PIT		2:04.030 P	35.06	1:08.197	09:44:35.864
5 -	OUTLAP	67.9	16.475	78.2	18.824	117.5	57.986	74.99	2.153	09:45:33.850
6 -	22.291	73.3	16.020	78.4	18.531	116.5	56.842 (3)	76.50	1.009	09:46:30.692
7 -	21.846	72.1	15.916	81.0	18.255	116.1	56.017 (2)	77.63	0.184	09:47:26.709
8 -	21.951	72.5	15.658	81.1	18.224	116.5	55.833 (1)	77.88		09:48:22.542

Weather / Track : Sunny / Dry

Brands Hatch Indy
Circuit Length = 1.2079 miles
Start: 09:30 Flag 00:00 End: 09:56

MCRCB BULLETIN TK007

2014 MCE British Superbike Championship - Round 1

2014 Motul British Motostar Championship

TEST SESSION - SECTOR ANALYSIS

SECTOR 1 = FL to I1, SECTOR 2 = I1 to I2, SECTOR 3 = I2 to FL, DIFF = Difference To Personal Best Lap

P24 41		Milo WARD		Luyten Honda - FPW Racing						
LAP		SECTOR 1	SECTOR 2	SECTOR 3	LAP TIME	MPH	DIFF	TIME OF DAY		
1 -	OUTLAP	56.8	20.632	61.2	24.009	73.9	1:15.322	57.73	19.434	09:31:50.247
2 -	28.316	60.2	18.318	68.7	21.579	93.9	1:08.213	63.75	12.325	09:32:58.460
3 -	25.107	66.0	17.495	71.5	20.322	97.1	1:02.924	69.10	7.036	09:34:01.384
4 -	24.679	69.0	16.604	74.8	18.928	110.1	1:00.211	72.22	4.323	09:35:01.595
5 -	24.403	66.6	16.559	71.8	IN PIT		5:58.085	P 12.14	5:02.197	09:40:59.680
6 -	OUTLAP	64.4	16.606	70.5	19.085	115.5	1:03.755	68.20	7.867	09:42:03.435
7 -	22.977	72.3	16.798	70.6	IN PIT		5:35.379	P 12.96	4:39.491	09:47:38.814
8 -	OUTLAP	53.3	18.015	71.2	19.326	113.3	1:06.784	65.11	10.896	09:48:45.598
9 -	23.205	68.2	15.900	73.9	18.592	114.7	57.697	75.36	1.809	09:49:43.295
10 -	21.952	73.6	15.955	75.5	18.623	113.7	56.530	76.92	0.642	09:50:39.825
11 -	21.997	73.5	15.413	77.5	18.515	113.3	55.925	(2) 77.75	0.037	09:51:35.750
12 -	22.078	76.1	14.974	2796.1	19.069	115.3	56.121	(3) 77.48	0.233	09:52:31.871
13 -	21.853	75.1	15.049	2631.6	18.986	112.9	55.888	(1) 77.80		09:53:27.759

P25 99		Miguel CORREIA-LOURENCO		Honda - Racing Team Noord Nederland						
LAP		SECTOR 1	SECTOR 2	SECTOR 3	LAP TIME	MPH	DIFF	TIME OF DAY		
1 -							1:00.208	72.22	3.885	09:39:02.329
2 -							1:00.206	72.22	3.883	09:40:02.535
3 -							59.422	73.18	3.099	09:41:01.957
4 -							58.539	74.28	2.216	09:42:00.496
5 -							58.021	74.94	1.698	09:42:58.517
6 -							57.719	75.34	1.396	09:43:56.236
7 -							57.660	75.41	1.337	09:44:53.896
8 -							56.900	76.42	0.577	09:45:50.796
9 -							57.337	75.84	1.014	09:46:48.133
10 -							58.256	74.64	1.933	09:47:46.389
11 -							57.314	75.87	0.991	09:48:43.703
12 -							57.662	75.41	1.339	09:49:41.365
13 -							56.470	(2) 77.00	0.147	09:50:37.835
14 -							57.107	76.14	0.784	09:51:34.942
15 -							56.668	(3) 76.73	0.345	09:52:31.610
16 -							56.323	(1) 77.20		09:53:27.933

P26 7		Jamie ASHBY		Honda - JPA Racing / SP125						
LAP		SECTOR 1	SECTOR 2	SECTOR 3	LAP TIME	MPH	DIFF	TIME OF DAY		
1 -	OUTLAP	57.4	21.558	57.5	23.812	83.7	1:15.340	57.71	18.782	09:31:47.836
2 -	26.938	60.0	20.216	60.5	22.779	90.8	1:09.933	62.18	13.375	09:32:57.769
3 -	25.543	65.0	19.093	62.2	21.602	95.3	1:06.238	65.65	9.680	09:34:04.007
4 -	24.648	65.1	18.663	63.2	20.885	103.2	1:04.196	67.73	7.638	09:35:08.203
5 -	24.096	65.1	18.479	61.5	20.882	102.7	1:03.457	68.52	6.899	09:36:11.660
6 -	23.566	69.7	17.941	66.9	20.135	104.6	1:01.642	70.54	5.084	09:37:13.302
7 -	23.776	70.3	17.420	65.5	19.819	108.7	1:01.015	71.27	4.457	09:38:14.317
8 -	23.275	71.2	17.434	67.5	19.946	105.3	1:00.655	71.69	4.097	09:39:14.972
9 -	23.468	71.3	17.651	67.2	IN PIT		2:37.973	P 27.52	1:41.415	09:41:52.945
10 -	OUTLAP	56.0	18.973	64.5	20.049	104.8	1:08.391	63.58	11.833	09:43:01.336
11 -	23.052	73.2	17.149	70.2	19.379	112.0	59.580	72.98	3.022	09:44:00.916
12 -	22.208	72.8	16.728	73.1	19.076	109.6	58.012	(3) 74.96	1.454	09:44:58.928
13 -	21.972	73.3	16.610	73.1	IN PIT		2:50.498	P 25.50	1:53.940	09:47:49.426
14 -	OUTLAP	68.7	17.617	70.9	19.384	112.5	1:04.651	67.26	8.093	09:48:54.077
15 -	22.168	74.0	16.422	75.0	18.582	112.9	57.172	(2) 76.06	0.614	09:49:51.249
16 -	21.719	75.6	16.359	75.4	18.480	112.5	56.558	(1) 76.88		09:50:47.807

P27 100		Stephen CAMPBELL		Honda - Campbell Racing						
LAP		SECTOR 1	SECTOR 2	SECTOR 3	LAP TIME	MPH	DIFF	TIME OF DAY		
1 -	OUTLAP	62.0	19.280	57.0	22.058	101.5	1:10.190	61.95	13.525	09:31:39.432
2 -	26.078	69.8	18.014	60.2	21.683	102.4	1:05.775	66.11	9.110	09:32:45.207
3 -	26.165	65.1	17.283	64.4	20.210	102.1	1:03.658	68.31	6.993	09:33:48.865
4 -	24.853	69.0	16.604	66.6	20.573	110.5	1:02.030	70.10	5.365	09:34:50.895
5 -	23.623	70.8	16.840	67.2	20.388	109.6	1:00.851	71.46	4.186	09:35:51.746

Brands Hatch Indy
Circuit Length = 1.2079 miles
Start: 09:30 Flag 00:00 End: 09:56

Weather / Track : Sunny / Dry

MCRCB BULLETIN TK007

2014 MCE British Superbike Championship - Round 1

2014 Motul British Motostar Championship

TEST SESSION - SECTOR ANALYSIS

SECTOR 1 = FL to I1, SECTOR 2 = I1 to I2, SECTOR 3 = I2 to FL, DIFF = Difference To Personal Best Lap

6 -	23.829	72.1	16.915	60.5	IN PIT		3:29.445	P	20.76	2:32.780	09:39:21.191
7 -	OUTLAP	73.5	21.136	60.9	21.545	103.8	1:09.415		62.64	12.750	09:40:30.606
8 -	24.989	70.9	19.494	67.4	20.148	111.1	1:04.631		67.28	7.966	09:41:35.237
9 -	25.304	72.9	18.190	66.4	19.178	111.8	1:02.672		69.38	6.007	09:42:37.909
10 -	22.731	72.0	16.330	70.7	19.341	111.4	58.402		74.45	1.737	09:43:36.311
11 -	22.932	73.5	17.388	68.3	19.004	112.0	59.324		73.30	2.659	09:44:35.635
12 -	23.140	67.8	16.994	71.3	19.618	111.6	59.752		72.77	3.087	09:45:35.387
13 -	22.440	71.9	16.202	70.9	18.707	113.5	57.349	(3)	75.82	0.684	09:46:32.736
14 -	21.884	71.5	16.227	70.9	18.554	113.5	56.665	(1)	76.74		09:47:29.401
15 -	22.090	73.9	16.094	71.0	18.575	112.4	56.759	(2)	76.61	0.094	09:48:26.160
16 -	22.181	74.3	16.704	65.1	19.066	112.7	57.951		75.03	1.286	09:49:24.111
17 -	22.183	71.0	16.088	72.0	IN PIT		2:45.963	P	26.20	1:49.298	09:52:10.074
18 -	OUTLAP	56.0	17.598	67.8	19.752	111.6	1:02.685		69.37	6.020	09:53:12.759

P28	64	Asher DURHAM					Honda - SP125Racing.com					
LAP		SECTOR 1	SECTOR 2	SECTOR 3		LAP TIME	MPH	DIFF	TIME OF DAY			
1 -	OUTLAP	59.6	19.310	63.5	23.485	85.7	1:11.887	60.49	15.148	09:31:42.653		
2 -	25.760	58.3	18.722	70.0	21.848	80.4	1:06.330	65.56	9.591	09:32:48.983		
3 -	25.115	64.6	17.726	70.4	IN PIT		2:34.704	P	28.10	1:37.965	09:35:23.687	
4 -	OUTLAP	69.9	18.247	70.5	20.968	90.8	1:06.177	65.71	9.438	09:36:29.864		
5 -	24.536	70.6	17.459	72.6	20.685	79.1	1:02.680	69.37	5.941	09:37:32.544		
6 -	24.358	71.6	17.159	75.4	19.306	104.5	1:00.823	71.49	4.084	09:38:33.367		
7 -	23.188	72.7	17.128	76.0	19.610	96.2	59.926	72.56	3.187	09:39:33.293		
8 -	23.451	71.0	16.247	76.4	19.690	89.4	59.388	73.22	2.649	09:40:32.681		
9 -	23.343	72.0	18.369	77.0	19.152	105.6	1:00.864	71.44	4.125	09:41:33.545		
10 -	22.647	71.5	16.976	76.7	19.664	94.7	59.287	73.34	2.548	09:42:32.832		
11 -	22.619	71.6	16.265	76.8	19.262	105.5	58.146	74.78	1.407	09:43:30.978		
12 -	21.918	72.5	15.803	78.4	19.778	103.2	57.499	75.62	0.760	09:44:28.477		
13 -	21.977	71.8	15.719	79.8	19.158	92.4	56.854	(2)	76.48	0.115	09:45:25.331	
14 -	23.161	72.1	15.577	79.4	18.980	104.0	57.718	75.34	0.979	09:46:23.049		
15 -	21.978	72.4	15.767	78.7	19.172	102.9	56.917	(3)	76.40	0.178	09:47:19.966	
16 -	23.112	60.6	16.580	66.0	19.259	93.9	58.951	73.76	2.212	09:48:18.917		
17 -	23.297	62.1	18.507	63.3	IN PIT		2:03.905	P	35.09	1:07.166	09:50:22.822	
18 -	OUTLAP	71.4	16.101	77.4	19.186	93.0	1:00.199	72.23	3.460	09:51:23.021		
19 -	23.828	71.2	15.819	78.6	19.012	104.0	58.659	74.13	1.920	09:52:21.680		
20 -	22.005	71.5	15.616	79.8	19.118	92.4	56.739	(1)	76.64		09:53:18.419	

P29	45	Mark STRUDWICK					Honda - MTS Racing					
LAP		SECTOR 1	SECTOR 2	SECTOR 3		LAP TIME	MPH	DIFF	TIME OF DAY			
1 -	OUTLAP	61.7	21.166	58.9	22.116	103.4	1:14.942	58.02	18.146	09:31:55.634		
2 -	26.830	66.2	18.982	65.7	21.365	96.0	1:07.177	64.73	10.381	09:33:02.811		
3 -	25.638	70.5	18.167	66.1	20.797	108.5	1:04.602	67.31	7.806	09:34:07.413		
4 -	24.069	71.7	17.432	68.3	20.134	108.5	1:01.635	70.55	4.839	09:35:09.048		
5 -	23.863	70.9	17.251	65.5	20.102	107.8	1:01.216	71.03	4.420	09:36:10.264		
6 -	23.073	74.4	16.582	69.5	19.556	108.9	59.211	73.44	2.415	09:37:09.475		
7 -	23.097	70.9	16.838	68.3	19.680	109.1	59.615	72.94	2.819	09:38:09.090		
8 -	22.802	70.8	16.704	65.5	20.022	109.6	59.528	73.05	2.732	09:39:08.618		
9 -	22.999	73.5	16.739	72.3	19.585	110.3	59.323	73.30	2.527	09:40:07.941		
10 -	22.500	72.9	17.804	62.1	IN PIT		2:59.206	P	24.26	2:02.410	09:43:07.147	
11 -	OUTLAP	71.7	17.396	67.4	19.736	109.4	1:11.493	60.82	14.697	09:44:18.640		
12 -	22.720	73.8	16.779	70.5	19.693	109.1	59.192	73.46	2.396	09:45:17.832		
13 -	22.443	72.2	16.819	69.6	19.608	109.8	58.870	73.86	2.074	09:46:16.702		
14 -	22.644	71.9	16.530	72.8	19.498	108.0	58.672	74.11	1.876	09:47:15.374		
15 -	22.437	75.0	16.674	71.3	19.466	110.7	58.577	74.23	1.781	09:48:13.951		
16 -	22.351	70.0	16.551	71.8	19.369	111.1	58.271	74.62	1.475	09:49:12.222		
17 -	21.831	74.9	15.891	75.1	19.074	110.0	56.796	(1)	76.56		09:50:09.018	
18 -	21.829	74.6	16.282	72.1	19.312	109.6	57.423	(2)	75.72	0.627	09:51:06.441	
19 -	22.801	72.2	16.256	71.2	19.548	108.4	58.605	74.20	1.809	09:52:05.046		
20 -	22.194	73.4	16.285	71.5	19.467	108.5	57.946	75.04	1.150	09:53:02.992		
21 -	22.155	74.6	16.048	73.9	19.395	107.7	57.598	(3)	75.49	0.802	09:54:00.590	

Weather / Track : Sunny / Dry

Brands Hatch Indy
Circuit Length = 1.2079 miles
Start: 09:30 Flag 00:00 End: 09:56

MCRCB BULLETIN TK007

2014 MCE British Superbike Championship - Round 1

2014 Motul British Motostar Championship

TEST SESSION - SECTOR ANALYSIS

SECTOR 1 = FL to I1, SECTOR 2 = I1 to I2, SECTOR 3 = I2 to FL, DIFF = Difference To Personal Best Lap

P30 47		Jake ARCHER		Honda - ST Racing						
LAP		SECTOR 1	SECTOR 2		SECTOR 3		LAP TIME	MPH	DIFF	TIME OF DAY
1 -	OUTLAP	61.8	19.729	62.9	21.515	110.0	1:09.475	62.59	12.526	09:31:32.648
2 -	25.149	64.1	18.973	69.1	19.899	110.7	1:04.021	67.92	7.072	09:32:36.669
3 -	23.707	65.9	18.102	71.6	19.472	110.7	1:01.281	70.96	4.332	09:33:37.950
4 -	23.127	64.5	17.507	73.3	19.421	111.4	1:00.055	72.41	3.106	09:34:38.005
5 -	22.928	68.2	16.162	73.9	19.086	111.6	58.176	74.74	1.227	09:35:36.181
6 -	22.918	66.8	16.040	75.1	20.151	108.5	59.109	73.56	2.160	09:36:35.290
7 -	23.093	67.0	16.137	73.4	18.772	113.3	58.002	74.97	1.053	09:37:33.292
8 -	22.919	66.2	15.791	75.7	18.837	112.4	57.547	75.56	0.598	09:38:30.839
9 -	22.571	71.0	16.982	76.4	18.675	111.8	58.228	74.68	1.279	09:39:29.067
10 -	22.703	71.3	16.293	73.2	18.845	113.3	57.841	75.18	0.892	09:40:26.908
11 -	22.628	64.1	16.348	74.4	18.928	113.1	57.904	75.10	0.955	09:41:24.812
12 -	22.733	66.1	16.632	73.8	IN PIT		4:56.023	P 14.69	3:59.074	09:46:20.835
13 -	OUTLAP	61.6	17.058	71.8	19.084	113.3	1:03.729	68.23	6.780	09:47:24.564
14 -	22.990	65.7	16.152	72.9	18.902	113.3	58.044	74.91	1.095	09:48:22.608
15 -	22.787	65.1	16.346	72.5	18.977	113.7	58.110	74.83	1.161	09:49:20.718
16 -	22.444	66.8	15.890	74.5	18.615	113.7	56.949 (1)	76.35		09:50:17.667
17 -	22.462	64.6	15.854	76.8	19.957	110.0	58.273	74.62	1.324	09:51:15.940
18 -	22.481	67.7	15.708	77.8	18.865	111.6	57.054	(2) 76.21	0.105	09:52:12.994
19 -	22.796	64.0	16.275	75.5	18.766	111.8	57.837	75.18	0.888	09:53:10.831
20 -	22.882	67.4	15.685	75.1	18.710	112.5	57.277	(3) 75.92	0.328	09:54:08.108

P31 4		Louis VALLELEY		KTM - Cresswell Racing						
LAP		SECTOR 1	SECTOR 2		SECTOR 3		LAP TIME	MPH	DIFF	TIME OF DAY
1 -							1:00.843	71.47	2.786	09:39:48.427
2 -							1:00.175	72.26	2.118	09:40:48.602
3 -							59.650	72.90	1.593	09:41:48.252
4 -							59.170	73.49	1.113	09:42:47.422
5 -							59.886	72.61	1.829	09:43:47.308
6 -							59.225	73.42	1.168	09:44:46.533
7 -							59.236	73.41	1.179	09:45:45.769
8 -							58.559	74.26	0.502	09:46:44.328
9 -							58.553	(3) 74.26	0.496	09:47:42.881
10 -							59.365	73.25	1.308	09:48:42.246
11 -							59.204	73.45	1.147	09:49:41.450
12 -							59.219	73.43	1.162	09:50:40.669
13 -							58.775	73.98	0.718	09:51:39.444
14 -							58.495	(2) 74.34	0.438	09:52:37.939
15 -							58.057 (1)	74.90		09:53:35.996

P32 69 M3		Tom BOOTH-AMOS		BMS Pre M3 - FAB Racing BMS Pre Moto3						
LAP		SECTOR 1	SECTOR 2		SECTOR 3		LAP TIME	MPH	DIFF	TIME OF DAY
1 -	OUTLAP	64.2	18.308	69.4	21.534	92.8	1:08.617	63.37	10.159	09:31:44.642
2 -	24.600	69.8	16.856	74.5	19.853	108.9	1:01.309	(3) 70.92	2.851	09:32:45.951
3 -	23.508	67.4	16.028	79.3	18.922	109.1	58.458 (1)	74.38		09:33:44.409
4 -	21.974	73.1	16.807	72.9	20.801	77.1	59.582	(2) 72.98	1.124	09:34:43.991

P33 44		Jake BAYFORD		Honda - Intek Adhesives by SGR Racing						
LAP		SECTOR 1	SECTOR 2		SECTOR 3		LAP TIME	MPH	DIFF	TIME OF DAY
1 -	OUTLAP	57.1	21.019	58.6	27.164	73.1	1:19.125	54.95	18.069	09:31:48.789
2 -	31.405	57.7	20.555	63.3	23.732	82.6	1:15.692	57.45	14.636	09:33:04.481
3 -	28.925	58.8	19.817	63.8	22.668	90.8	1:11.410	60.89	10.354	09:34:15.891
4 -	27.572	59.7	19.859	62.9	23.517	84.3	1:10.948	61.29	9.892	09:35:26.839
5 -	26.927	63.3	19.009	64.6	22.856	89.4	1:08.792	(3) 63.21	7.736	09:36:35.631
6 -	26.134	62.9	18.864	65.7	22.283	93.5	1:07.281	(2) 64.63	6.225	09:37:42.912
7 -	32.846	52.2	20.347	60.1	IN PIT		13:12.644	P 5.48	12:11.588	09:50:55.556
8 -	OUTLAP	61.5	17.876	70.0	20.555	105.0	1:12.234	60.20	11.178	09:52:07.790
9 -	24.535	65.7	16.671	74.6	19.850	105.8	1:01.056 (1)	71.22		09:53:08.846

Weather / Track : Sunny / Dry

Brands Hatch Indy
Circuit Length = 1.2079 miles
Start: 09:30 Flag 00:00 End: 09:56

MCRCB BULLETIN TK008**2014 MCE British Superbike Championship - Round 1****2014 Motul British Motostar Championship****TEST SESSION - BEST SPEEDS**

POS	SECTOR 1			SECTOR 2			FINISH LINE		
	NO	NAME	MPH	NO	NAME	MPH	NO	NAME	MPH
1	36	Jayson URIBE	80.4	12	Edward RENDELL	85.3	76	Ryan SAXELBY	124.9
2	76	Ryan SAXELBY	80.2	35	Elliot LODGE	84.2	42	James HOBSON	124.5
3	79	Chris TAYLOR	79.9	86	Charlie NESBITT	83.6	65	Josh OWENS	121.1
4	11	Joseph THOMAS	79.7	17	James FLITCROFT	83.3	34	Jordan WEAVING	121.1
5	34	Jordan WEAVING	79.6	76	Ryan SAXELBY	82.5	79	Chris TAYLOR	121.1
6	6	Taz TAYLOR	79.5	65	Josh OWENS	82.0	6	Taz TAYLOR	120.9
7	86	Charlie NESBITT	79.1	36	Jayson URIBE	81.7	13	Sam BURMAN	120.6
8	42	James HOBSON	78.6	42	James HOBSON	81.7	142	Brian SLOOTEN	120.0
9	65	Josh OWENS	78.3	90	Greg GREENWOOD	81.3	17	James FLITCROFT	119.8
10	13	Sam BURMAN	78.3	13	Sam BURMAN	81.3	11	Joseph THOMAS	119.4
11	72	Alex PERSSON	78.0	43	Arnie SHELTON	81.1	86	Charlie NESBITT	118.3
12	17	James FLITCROFT	77.6	19	Kai JOHNSON	80.9	36	Jayson URIBE	118.1
13	127	Georgina POLDEN	77.1	142	Brian SLOOTEN	80.7	12	Edward RENDELL	117.9
14	12	Edward RENDELL	76.9	164	Anthony ALONSO	80.4	90	Greg GREENWOOD	117.7
15	19	Kai JOHNSON	76.9	127	Georgina POLDEN	80.3	43	Arnie SHELTON	117.5
16	35	Elliot LODGE	76.5	34	Jordan WEAVING	80.1	72	Alex PERSSON	117.1
17	142	Brian SLOOTEN	76.3	64	Asher DURHAM	79.8	127	Georgina POLDEN	117.1
18	41	Milo WARD	76.1	79	Chris TAYLOR	79.7	41	Milo WARD	115.5
19	164	Anthony ALONSO	76.1	69	Tom BOOTH-AMOS	79.3	47	Jake ARCHER	113.7
20	90	Greg GREENWOOD	76.0	6	Taz TAYLOR	78.9	100	Stephen CAMPBELL	113.5
21	7	Jamie ASHBY	75.6	11	Joseph THOMAS	78.9	164	Anthony ALONSO	113.1
22	45	Mark STRUDWICK	75.0	72	Alex PERSSON	78.3	7	Jamie ASHBY	112.9
23	100	Stephen CAMPBELL	74.3	47	Jake ARCHER	77.8	19	Kai JOHNSON	112.7
24	43	Arnie SHELTON	73.6	41	Milo WARD	77.5	35	Elliot LODGE	112.4
25	69	Tom BOOTH-AMOS	73.1	7	Jamie ASHBY	75.4	45	Mark STRUDWICK	111.1
26	64	Asher DURHAM	72.7	45	Mark STRUDWICK	75.1	69	Tom BOOTH-AMOS	109.1
27	47	Jake ARCHER	71.3	44	Jake BAYFORD	74.6	44	Jake BAYFORD	105.8
28	44	Jake BAYFORD	65.7	100	Stephen CAMPBELL	72.0	64	Asher DURHAM	105.6
29									
30									
31									
32									
33									

Weather / Track : Sunny / Dry

Brands Hatch Indy
Circuit Length = 1.2079 miles
Start: 09:30 Flag 00:00 End: 09:56Results can be found at www.tsl-timing.com

Printed - 10:01 Friday, 18 April 2014

MCRCB BULLETIN TK009

2014 MCE British Superbike Championship - Round 1

2014 Motul British Motostar Championship

TEST SESSION - BEST SECTORS

SECTOR 1			SECTOR 2			SECTOR 3			IDEAL / BEST COMPARISON						
POS	NO	NAME	TIME	NO	NAME	TIME	NO	NAME	TIME	POS	NO	NAME	IDEAL	BEST	DIFF
1	76	SAXELBY	20.187	76	SAXELBY	14.385	76	SAXELBY	17.305				PERFECT LAP	51.877	
2	36	URIBE	20.261	17	FLITCROFT	14.577	79	TAYLOR	17.552	1	76	SAXELBY	51.877	51.926	0.049
3	12	RENDELL	20.342	86	NESBITT	14.652	86	NESBITT	17.569	2	36	URIBE	52.670	52.770	0.100
4	34	WEAVING	20.346	12	RENDELL	14.717	36	URIBE	17.651	3	17	FLITCROFT	52.751	52.835	0.084
5	17	FLITCROFT	20.445	36	URIBE	14.758	17	FLITCROFT	17.729	4	86	NESBITT	52.911	53.038	0.127
6	35	LODGE	20.559	42	HOBSON	14.790	65	OWENS	17.783	5	34	WEAVING	53.004	53.429	0.425
7	79	TAYLOR	20.676	34	WEAVING	14.844	34	WEAVING	17.814	6	12	RENDELL	53.035	53.211	0.176
8	86	NESBITT	20.690	72	PERSSON	14.860	6	TAYLOR	17.843	7	79	TAYLOR	53.218	53.400	0.182
9	65	OWENS	20.734	35	LODGE	14.866	42	HOBSON	17.860	8	42	HOBSON	53.440	53.670	0.230
10	42	HOBSON	20.790	79	TAYLOR	14.990	13	BURMAN	17.911	9	65	OWENS	53.577	53.745	0.168
11	11	THOMAS	20.897	6	TAYLOR	15.035	12	RENDELL	17.976	10	35	LODGE	53.648	53.885	0.237
12	164	ALONSO	20.990	65	OWENS	15.060	11	THOMAS	18.005	11	6	TAYLOR	53.982	53.982	0.000
13	6	TAYLOR	21.104	11	THOMAS	15.096	127	POLDEN	18.008	12	11	THOMAS	53.998	54.174	0.176
14	13	BURMAN	21.117	90	GREENWOOD	15.103	142	SLOOTEN	18.125	13	13	BURMAN	54.345	54.392	0.047
15	90	GREENWOOD	21.154	19	JOHNSON	15.180	90	GREENWOOD	18.164	14	90	GREENWOOD	54.421	54.421	0.000
16	127	POLDEN	21.176	164	ALONSO	15.207	35	LODGE	18.223	15	164	ALONSO	54.521	54.619	0.098
17	43	SHELTON	21.503	142	SLOOTEN	15.232	43	SHELTON	18.224	16	127	POLDEN	54.620	54.651	0.031
18	72	PERSSON	21.559	13	BURMAN	15.317	164	ALONSO	18.324	17	72	PERSSON	54.804	54.853	0.049
19	142	SLOOTEN	21.588	41	WARD	15.413	72	PERSSON	18.385	18	142	SLOOTEN	54.945	55.169	0.224
20	7	ASHBY	21.719	127	POLDEN	15.436	19	JOHNSON	18.474	19	43	SHELTON	55.385	55.833	0.448
21	19	JOHNSON	21.803	64	DURHAM	15.577	7	ASHBY	18.480	20	19	JOHNSON	55.457	55.715	0.258
22	45	STRUDWICK	21.829	43	SHELTON	15.658	41	WARD	18.515	21	41	WARD	55.781	55.888	0.107
23	41	WARD	21.853	47	ARCHER	15.685	100	CAMPBELL	18.554	22	64	DURHAM	56.475	56.739	0.264
24	100	CAMPBELL	21.884	45	STRUDWICK	15.891	47	ARCHER	18.615	23	100	CAMPBELL	56.526	56.665	0.139
25	64	DURHAM	21.918	69	BOOTH-AMOS	16.028	69	BOOTH-AMOS	18.922	24	7	ASHBY	56.558	56.558	0.000
26	69	BOOTH-AMOS	21.974	100	CAMPBELL	16.088	64	DURHAM	18.980	25	47	ARCHER	56.744	56.949	0.205
27	47	ARCHER	22.444	7	ASHBY	16.359	45	STRUDWICK	19.074	26	45	STRUDWICK	56.794	56.796	0.002
28	44	BAYFORD	24.535	44	BAYFORD	16.671	44	BAYFORD	19.850	27	69	BOOTH-AMOS	56.924	58.458	1.534
29										28	44	BAYFORD	1:01.056	1:01.056	0.000
30										29	25	BROUWERS		53.761	
31										30	24	COSTILLA		53.270	
32										31	66	IRVING		53.518	
33										32	99	CORREIA-LOURENC		56.323	
										33	4	VALLELEY		58.057	

Weather / Track : Sunny / Dry

Brands Hatch Indy
Circuit Length = 1.2079 miles
Start: 09:30 Flag 00:00 End: 09:56

Results can be found at www.tsl-timing.com

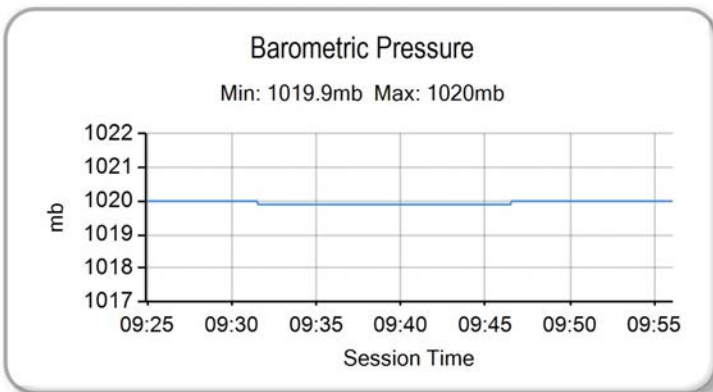
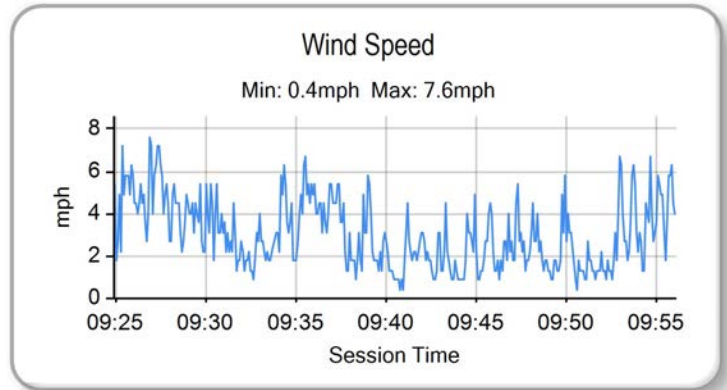
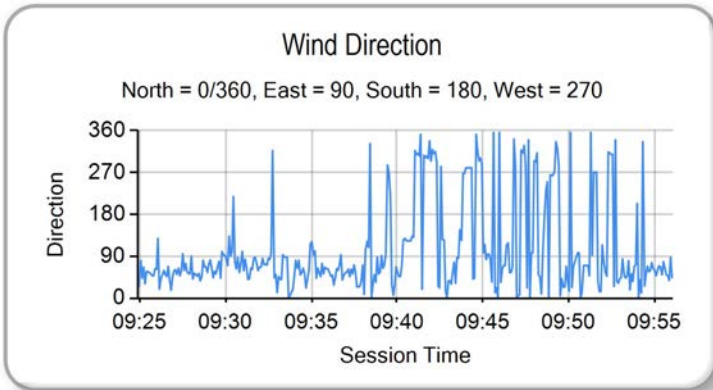
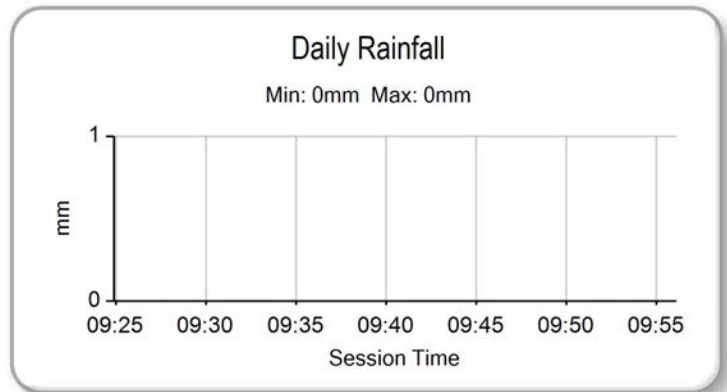
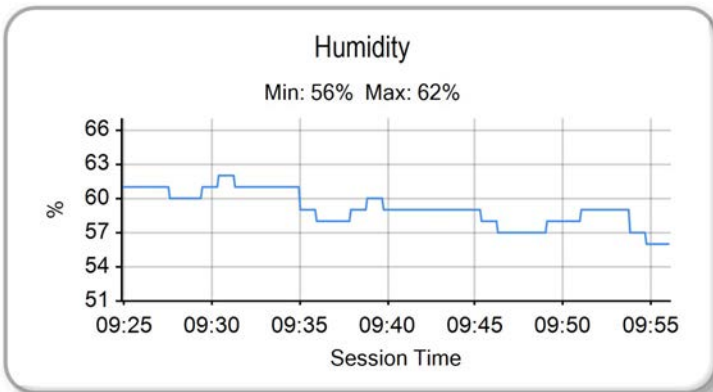
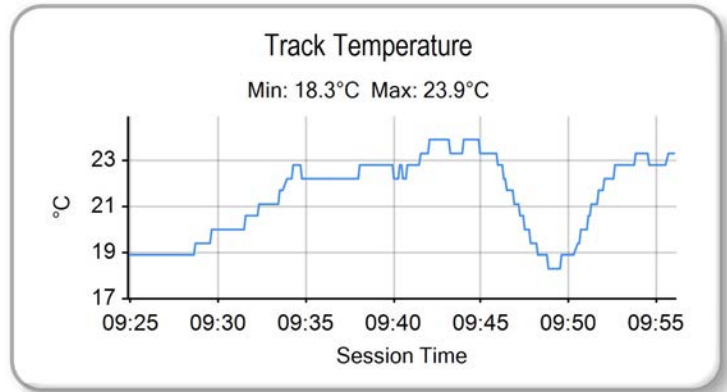
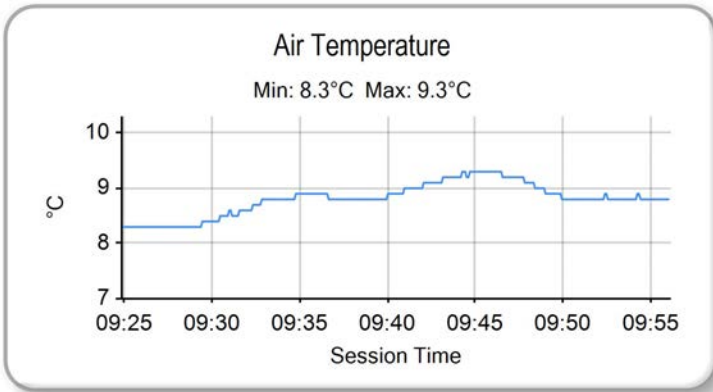
Printed - 10:01 Friday, 18 April 2014

MCRCB BULLETIN TK010

2014 MCE British Superbike Championship - Round 1

2014 Motul British Motostar Championship

TEST SESSION - WEATHER CONDITIONS



Weather / Track : Sunny / Dry

Results can be found at www.tsl-timing.com

Brands Hatch Indy
Circuit Length = 1.2079 miles
Start: 09:30 Flag 00:00 End: 09:56

Printed - 10:02 Friday, 18 April 2014



POS	NO	CL	PIC NAME	ENTRY	TIME	ON	LAPS	GAP	DIFF	MPH
1	66	M3	1 Joe IRVING	KTM - Redline KTM	50.573	22	22			85.98
2	76		1 Ryan SAXELBY	Honda - RS Racing	50.939	22	26	0.366	0.366	85.36
3	36	M3	2 Jayson URIBE	Honda - FPW Racing / RSR	51.180	24	25	0.607	0.241	84.96
4	17		2 James FLITCROFT	Nykos - Kinpac Racing	51.248	21	24	0.675	0.068	84.85
5	34	M3	3 Jordan WEAVING	KTM - Jordan Racing / Burkert	51.616	28	28	1.043	0.368	84.24
6	86	M3	4 Charlie NESBITT	Repli-Cast - Repli-Cast UK	52.035	24	29	1.462	0.419	83.57
7	79	M3	5 Chris TAYLOR	Honda - Ducati Coventry	52.051	22	25	1.478	0.016	83.54
8	24	M3	6 Daniel COSTILLA	Repli-Cast - Repli-Cast UK	52.071	25	28	1.498	0.020	83.51
9	72		3 Alex PERSSON	Honda - PWR / Nordgren Racing	52.317	23	26	1.744	0.246	83.12
10	12		4 Edward RENDELL	Honda - Banks Racing	52.319	22	22	1.746	0.002	83.11
11	42	M3	7 James HOBSON	Honda - RS Racing	52.330	18	23	1.757	0.011	83.09
12	65		5 Josh OWENS	Honda - RCD Motorsport	52.367	21	28	1.794	0.037	83.04
13	41		6 Milo WARD	Luyten Honda - FPW Racing	52.576	15	23	2.003	0.209	82.71
14	25	M3	8 Mike BROUWERS	Honda - Joma / Brouwers Racing Team	52.800	25	25	2.227	0.224	82.35
15	11		7 Joseph THOMAS	Honda - Moto UK Racing	52.921	15	17	2.348	0.121	82.17
16	142	M3	9 Brian SLOOTEN	Honda - Bakker Frames Holland	52.944	25	25	2.371	0.023	82.13
17	164		8 Anthony ALONSO	Honda - SP125 / BARF Racing	52.994	27	27	2.421	0.050	82.05
18	35		9 Elliot LODGE	Honda - SP125 / Spike Racing	53.305	12	21	2.732	0.311	81.57
19	127	M3	10 Georgina POLDEN	Honda - RS Racing	53.379	24	24	2.806	0.074	81.46
20	90		10 Greg GREENWOOD	Luyten Honda - FPW Racing	53.712	23	28	3.139	0.333	80.96
21	13	M3	11 Sam BURMAN	Honda - WNT / Burman Racing	53.746	21	25	3.173	0.034	80.91
22	6		11 Taz TAYLOR	Luyten Honda - FPW Racing / Hookless Holidays	53.789	4	5	3.216	0.043	80.84
23	19		12 Kai JOHNSON	Nykos - Kinpac Racing	53.872	11	16	3.299	0.083	80.72
24	43		13 Arnie SHELTON	Honda - e3 motorsport with Shelton Racing	54.140	17	17	3.567	0.268	80.32
25	64		14 Asher DURHAM	Honda - SP125Racing.com	54.216	24	25	3.643	0.076	80.20
26	69	M3	12 Tom BOOTH-AMOS	BMS Pre M3 - FAB Racing BMS Pre Moto3	54.504	7	21	3.931	0.288	79.78
27	84		15 Daniel HERMANSSON	TSR Luyten - FPW Racing	54.878	16	17	4.305	0.374	79.24
28	47		16 Jake ARCHER	Honda - ST Racing	55.004	18	27	4.431	0.126	79.05
29	100		17 Stephen CAMPBELL	Honda - Campbell Racing	55.561	19	20	4.988	0.557	78.26

QUALIFYING LAPTIME (110.0% of 50.573) = 55.630

30	45	18	Mark STRUDWICK	Honda - MTS Racing	55.680	15	24	5.107	0.119	78.09
31	44	19	Jake BAYFORD	Honda - Intek Adhesives by SGR Racing	55.811	20	20	5.238	0.131	77.91
32	7	20	Jamie ASHBY	Honda - JPA Racing / SP125	55.829	12	25	5.256	0.018	77.89
33	4	21	Louis VALLELEY	KTM - Cresswell Racing	57.215	18	18	6.642	1.386	76.00

Weather / Track : Bright / Dry

These results are provisional until the conclusion of any judicial and technical matters.

Brands Hatch Indy

Circuit Length = 1.2079 miles

Start: 15:40 Flag 16:05 End: 16:06

Race Director :	Stewards :	Timekeeper :
-----------------	------------	--------------

Results can be found at www.britishsuperbike.com

Printed - 16:07 Friday, 18 April 2014



MCRCB BULLETIN TK048

2014 MCE British Superbike Championship - Round 1

2014 Motul British Motostar Championship

FREE PRACTICE 1 - SECTOR ANALYSIS

SECTOR 1 = FL to I1, SECTOR 2 = I1 to I2, SECTOR 3 = I2 to FL, DIFF = Difference To Personal Best Lap

P1	66 M3	Joe IRVING		KTM - Redline KTM						
LAP		SECTOR 1	SECTOR 2		SECTOR 3		LAP TIME	MPH	DIFF	TIME OF DAY
1 -	OUTLAP	78.0	15.487	74.3	17.655	120.9	57.147	76.09	6.574	15:41:00.411
2 -	21.049	79.3	14.911	82.3	17.766	121.1	53.726	80.94	3.153	15:41:54.137
3 -	20.958	79.2	14.751	84.8	17.917	119.6	53.626	81.09	3.053	15:42:47.763
4 -	20.731	80.4	14.574	82.8	17.619	120.6	52.924	82.16	2.351	15:43:40.687
5 -	20.383	80.1	14.466	80.9	17.860	121.3	52.709	82.50	2.136	15:44:33.396
6 -	20.619	79.7	14.353	85.7	17.476	121.7	52.448	82.91	1.875	15:45:25.844
7 -	20.074	80.5	14.327	87.7	17.454	121.3	51.855	83.86	1.282	15:46:17.699
8 -	20.873	80.2	14.352	82.6	IN PIT		3:27.397 P	20.96	2:36.824	15:49:45.096
9 -	OUTLAP	80.1	14.600	80.9	17.958	121.5	58.228	74.68	7.655	15:50:43.324
10 -	20.164	79.6	14.633	85.0	17.479	121.7	52.276	83.18	1.703	15:51:35.600
11 -	19.929	81.4	14.194	87.7	17.239	122.9	51.362	84.66	0.789	15:52:26.962
12 -	19.938	81.1	14.125	86.5	17.128	123.8	51.191	84.94	0.618	15:53:18.153
13 -	19.986	81.3	14.176	83.6	17.369	123.3	51.531	84.38	0.958	15:54:09.684
14 -	20.631	80.4	14.190	83.7	17.224	125.4	52.045	83.55	1.472	15:55:01.729
15 -	20.115	81.5	14.174	90.3	16.785	124.5	51.074 (3)	85.14	0.501	15:55:52.803
16 -	19.811	81.2	14.059	87.3	16.933	123.1	50.803 (2)	85.59	0.230	15:56:43.606
17 -	21.444	72.8	14.526	82.8	17.284	125.4	53.254	81.65	2.681	15:57:36.860
18 -	20.287	80.0	13.999	89.4	16.858	123.8	51.144	85.02	0.571	15:58:28.004
19 -	19.784	81.4	13.878	89.1	18.080	113.5	51.742	84.04	1.169	15:59:19.746
20 -	20.230	80.1	14.564	75.0	17.779	118.3	52.573	82.71	2.000	16:00:12.319
21 -	20.083	81.9	14.278	85.7	17.090	124.7	51.451	84.51	0.878	16:01:03.770
22 -	19.681	81.3	13.801	90.0	17.091	120.0	50.573 (1)	85.98		16:01:54.343

P2	76	Ryan SAXELBY		Honda - RS Racing						
LAP		SECTOR 1	SECTOR 2		SECTOR 3		LAP TIME	MPH	DIFF	TIME OF DAY
1 -	OUTLAP	71.8	17.076	75.1	18.718	110.3	59.607	72.95	8.668	15:41:35.372
2 -	22.577	72.8	15.840	79.7	18.150	110.9	56.567	76.87	5.628	15:42:31.939
3 -	21.375	76.1	15.886	75.8	17.962	113.1	55.223	78.74	4.284	15:43:27.162
4 -	21.001	74.6	15.760	79.6	18.215	113.3	54.976	79.10	4.037	15:44:22.138
5 -	21.220	71.2	15.211	81.4	18.121	110.9	54.552	79.71	3.613	15:45:16.690
6 -	21.117	72.4	15.501	80.4	17.439	120.2	54.057	80.44	3.118	15:46:10.747
7 -	20.467	78.8	14.429	82.6	17.270	122.0	52.166	83.36	1.227	15:47:02.913
8 -	20.192	78.6	14.604	81.0	17.118	121.5	51.914	83.76	0.975	15:47:54.827
9 -	20.034	80.5	14.323	83.1	17.242	121.1	51.599	84.27	0.660	15:48:46.426
10 -	19.907	80.0	14.332	81.0	17.294	120.9	51.533	84.38	0.594	15:49:37.959
11 -	19.950	79.1	14.146	85.0	17.243	121.7	51.339 (2)	84.70	0.400	15:50:29.298
12 -	20.651	72.6	17.652	66.6	20.667	102.4	58.970	73.74	8.031	15:51:28.268
13 -	23.066	72.3	14.895	79.4	IN PIT		2:36.935 P	27.70	1:45.996	15:54:05.203
14 -	OUTLAP	73.6	15.023	80.1	17.961	117.5	55.588	78.22	4.649	15:55:00.791
15 -	20.785	74.9	14.839	87.8	16.908	123.5	52.532	82.78	1.593	15:55:53.323
16 -	19.995	82.1	14.637	81.9	17.058	123.3	51.690	84.12	0.751	15:56:45.013
17 -	19.902	79.9	14.440	85.0	17.226	123.1	51.568	84.32	0.629	15:57:36.581
18 -	19.840	80.7	14.323	82.0	18.002	117.1	52.165	83.36	1.226	15:58:28.746
19 -	20.182	79.7	14.605	83.3	17.072	122.2	51.859	83.85	0.920	15:59:20.605
20 -	19.822	80.4	14.244	77.5	17.589	119.4	51.655	84.18	0.716	16:00:12.260
21 -	20.027	80.4	14.287	82.0	17.144	121.3	51.458 (3)	84.50	0.519	16:01:03.718
22 -	19.928	81.0	14.049	84.0	16.962	122.4	50.939 (1)	85.36		16:01:54.657
23 -	19.824	80.4	14.716	81.0	17.197	122.6	51.737	84.05	0.798	16:02:46.394
24 -	20.986	65.0	15.535	82.0	17.681	115.5	54.202	80.22	3.263	16:03:40.596
25 -	20.744	78.8	15.004	79.4	18.150	107.8	53.898	80.68	2.959	16:04:34.494
26 -	20.855	79.4	14.893	82.6	17.591	115.1	53.339	81.52	2.400	16:05:27.833

P3	36 M3	Jayson URIBE		Honda - FPW Racing / RSR						
LAP		SECTOR 1	SECTOR 2		SECTOR 3		LAP TIME	MPH	DIFF	TIME OF DAY
1 -	OUTLAP	74.3	17.071	69.2	19.158	115.3	1:01.289	70.95	10.109	15:41:10.205
2 -	21.234	79.2	15.159	80.9	17.746	117.9	54.139	80.32	2.959	15:42:04.344
3 -	20.466	79.4	15.695	75.8	17.828	120.2	53.989	80.54	2.809	15:42:58.333
4 -	21.755	77.4	14.907	83.3	17.659	118.7	54.321	80.05	3.141	15:43:52.654
5 -	20.200	80.1	15.056	78.4	17.607	119.1	52.863	82.26	1.683	15:44:45.517
6 -	20.479	78.9	14.952	80.1	17.430	117.1	52.861	82.26	1.681	15:45:38.378

Weather / Track : Bright / Dry

Brands Hatch Indy
Circuit Length = 1.2079 miles
Start: 15:40 Flag 16:05 End: 16:06

MCRCB BULLETIN TK048

2014 MCE British Superbike Championship - Round 1

2014 Motul British Motostar Championship

FREE PRACTICE 1 - SECTOR ANALYSIS

SECTOR 1 = FL to I1, SECTOR 2 = I1 to I2, SECTOR 3 = I2 to FL, DIFF = Difference To Personal Best Lap

7 -	20.144	79.1	14.541	83.9	17.589	117.5	52.274	83.18	1.094	15:46:30.652
8 -	20.074	80.2	14.472	82.2	17.251	119.1	51.797	83.95	0.617	15:47:22.449
9 -	19.974	80.6	15.547	76.8	17.676	117.3	53.197	81.74	2.017	15:48:15.646
10 -	19.858	79.9	14.990	76.6	17.890	115.9	52.738	82.45	1.558	15:49:08.384
11 -	20.042	79.7	14.652	83.7	17.378	116.9	52.072	83.51	0.892	15:50:00.456
12 -	19.953	80.1	14.441	87.0	17.348	116.7	51.742	84.04	0.562	15:50:52.198
13 -	19.899	80.2	14.350	85.2	17.402	118.1	51.651	84.19	0.471	15:51:43.849
14 -	22.046	76.4	14.855	82.8	17.390	117.5	54.291	80.09	3.111	15:52:38.140
15 -	19.817	79.2	14.442	84.8	17.385	118.1	51.644	84.20	0.464	15:53:29.784
16 -	19.822	79.9	14.244	85.5	17.148	117.5	51.214	(2) 84.91	0.034	15:54:20.998
17 -	19.804	79.6	14.384	86.0	17.996	110.0	52.184	83.33	1.004	15:55:13.182
18 -	24.509	59.2	21.059	59.4	IN PIT		2:32.851	P 28.44	1:41.671	15:57:46.033
19 -	OUTLAP	77.6	14.737	84.8	17.353	118.5	55.641	78.15	4.461	15:58:41.674
20 -	20.132	79.5	15.037	81.7	17.548	118.5	52.717	82.48	1.537	15:59:34.391
21 -	19.746	80.0	14.371	86.3	17.666	117.7	51.783	83.97	0.603	16:00:26.174
22 -	20.104	80.1	15.096	80.1	17.518	116.9	52.718	82.48	1.538	16:01:18.892
23 -	19.863	80.5	14.384	85.8	17.264	116.9	51.511	(3) 84.42	0.331	16:02:10.403
24 -	19.745	79.8	14.194	84.8	17.241	116.5	51.180	(1) 84.96		16:03:01.583
25 -	20.098	81.3	14.440	87.2	17.768	110.5	52.306	83.13	1.126	16:03:53.889

P4 17		James FLITCROFT		Nykos - Kinpac Racing						
LAP	SECTOR 1	SECTOR 2	SECTOR 3	LAP TIME	MPH	DIFF	TIME OF DAY			
1 -	OUTLAP	72.7	16.389	68.8	18.891	119.1	1:02.513	69.56	11.265	15:42:11.707
2 -	22.280	74.8	15.680	77.5	18.208	119.1	56.168	77.42	4.920	15:43:07.875
3 -	21.801	73.6	15.403	79.8	18.115	118.5	55.319	78.60	4.071	15:44:03.194
4 -	20.893	76.0	14.837	82.2	17.874	119.8	53.604	81.12	2.356	15:44:56.798
5 -	20.758	77.4	14.712	81.1	18.712	118.7	54.182	80.25	2.934	15:45:50.980
6 -	20.691	78.2	14.622	84.2	17.456	121.3	52.769	82.40	1.521	15:46:43.749
7 -	20.376	78.9	14.951	84.5	17.458	122.4	52.785	82.38	1.537	15:47:36.534
8 -	20.566	77.6	14.460	83.1	17.563	120.2	52.589	82.69	1.341	15:48:29.123
9 -	20.324	79.4	14.475	86.0	17.281	121.3	52.080	83.49	0.832	15:49:21.203
10 -	20.269	77.3	14.669	85.3	17.509	119.4	52.447	82.91	1.199	15:50:13.650
11 -	20.211	78.2	14.282	82.2	17.541	119.1	52.034	83.57	0.786	15:51:05.684
12 -	20.505	75.8	15.149	81.0	17.528	120.2	53.182	81.76	1.934	15:51:58.866
13 -	20.244	77.1	14.321	85.7	17.340	120.6	51.905	83.78	0.657	15:52:50.771
14 -	21.181	74.6	15.181	79.3	IN PIT		4:13.317	P 17.16	3:22.069	15:57:04.088
15 -	OUTLAP	76.0	14.705	85.0	17.387	121.3	57.648	75.43	6.400	15:58:01.736
16 -	20.471	78.0	14.535	86.5	17.340	122.2	52.346	83.07	1.098	15:58:54.082
17 -	20.126	78.7	14.616	79.3	17.654	120.9	52.396	82.99	1.148	15:59:46.478
18 -	20.124	78.9	14.227	83.9	17.279	119.8	51.630	84.22	0.382	16:00:38.108
19 -	19.958	79.5	14.431	85.7	17.389	119.1	51.778	83.98	0.530	16:01:29.886
20 -	19.887	79.5	14.341	83.9	17.353	119.8	51.581	(2) 84.30	0.333	16:02:21.467
21 -	19.935	78.0	14.027	85.8	17.286	119.8	51.248	(1) 84.85		16:03:12.715
22 -	20.001	78.0	14.510	83.1	17.314	119.8	51.825	83.90	0.577	16:04:04.540
23 -	20.096	78.1	14.324	86.7	17.189	122.6	51.609	(3) 84.26	0.361	16:04:56.149
24 -	21.866	73.8	16.775	76.0	17.902	117.7	56.543	76.90	5.295	16:05:52.692

P5 34 M3		Jordan WEAVING		KTM - Jordan Racing / Burkert						
LAP	SECTOR 1	SECTOR 2	SECTOR 3	LAP TIME	MPH	DIFF	TIME OF DAY			
1 -	OUTLAP	67.0	17.712	71.3	18.570	113.5	58.776	73.98	7.160	15:41:23.331
2 -	21.309	78.3	15.240	77.1	17.955	119.8	54.504	79.78	2.888	15:42:17.835
3 -	21.127	79.3	14.762	80.3	17.591	120.6	53.480	81.31	1.864	15:43:11.315
4 -	20.897	78.3	14.994	75.4	17.800	119.8	53.691	80.99	2.075	15:44:05.006
5 -	20.566	76.2	14.830	81.0	17.717	119.6	53.113	81.87	1.497	15:44:58.119
6 -	20.317	79.9	14.592	79.7	17.611	121.5	52.520	82.79	0.904	15:45:50.639
7 -	20.444	78.4	14.659	79.6	17.567	120.9	52.670	82.56	1.054	15:46:43.309
8 -	20.253	80.3	14.978	77.8	17.604	120.4	52.835	82.30	1.219	15:47:36.144
9 -	22.702	65.2	15.366	79.6	17.891	121.3	55.959	77.71	4.343	15:48:32.103
10 -	20.250	79.4	14.583	77.9	17.508	120.6	52.341	83.08	0.725	15:49:24.444
11 -	20.089	80.4	14.533	79.7	17.554	120.9	52.176	83.34	0.560	15:50:16.620
12 -	20.245	80.1	14.527	81.0	17.382	121.5	52.154	83.38	0.538	15:51:08.774
13 -	20.647	79.4	14.963	81.0	17.704	119.4	53.314	81.56	1.698	15:52:02.088
14 -	20.146	79.4	14.533	81.7	17.402	121.7	52.081	83.49	0.465	15:52:54.169

Weather / Track : Bright / Dry

Brands Hatch Indy
Circuit Length = 1.2079 miles
Start: 15:40 Flag 16:05 End: 16:06

MCRCB BULLETIN TK048

2014 MCE British Superbike Championship - Round 1

2014 Motul British Motostar Championship

FREE PRACTICE 1 - SECTOR ANALYSIS

SECTOR 1 = FL to I1, SECTOR 2 = I1 to I2, SECTOR 3 = I2 to FL, DIFF = Difference To Personal Best Lap

15 -	23.462	54.1	17.292	75.0	18.106	119.8	58.860	73.88	7.244	15:53:53.029
16 -	20.771	78.6	14.928	77.8	17.399	122.4	53.098	81.89	1.482	15:54:46.127
17 -	20.161	78.6	14.745	78.0	17.389	122.4	52.295	83.15	0.679	15:55:38.422
18 -	20.095	80.8	14.641	80.1	17.451	122.9	52.187	83.32	0.571	15:56:30.609
19 -	20.081	79.4	14.551	80.3	17.345	120.6	51.977	83.66	0.361	15:57:22.586
20 -	20.060	80.1	14.409	82.0	17.398	120.6	51.867	83.84	0.251	15:58:14.453
21 -	19.951	79.9	14.477	82.6	17.292	120.9	51.720 (2)	84.07	0.104	15:59:06.173
22 -	20.773	70.8	15.056	75.3	17.643	120.0	53.472	81.32	1.856	15:59:59.645
23 -	19.949	80.1	14.408	82.6	17.389	120.2	51.746 (3)	84.03	0.130	16:00:51.391
24 -	20.075	79.8	14.506	79.7	17.812	118.5	52.393	82.99	0.777	16:01:43.784
25 -	20.060	80.4	14.394	79.1	17.464	120.2	51.918	83.75	0.302	16:02:35.702
26 -	20.201	80.5	14.423	79.7	17.441	121.1	52.065	83.52	0.449	16:03:27.767
27 -	20.049	80.5	14.400	82.5	17.576	119.8	52.025	83.58	0.409	16:04:19.792
28 -	19.991	80.5	14.310	83.3	17.315	120.9	51.616 (1)	84.24		16:05:11.408

P6	86 M3	Charlie NESBITT					Repli-Cast - Repli-Cast UK				
----	-------	-----------------	--	--	--	--	----------------------------	--	--	--	--

LAP	SECTOR 1	SECTOR 2	SECTOR 3	LAP TIME	MPH	DIFF	TIME OF DAY			
1 -	OUTLAP	76.1	15.849	75.9	18.247	118.1	58.747	74.02	6.712	15:41:05.951
2 -	22.125	78.2	15.364	78.4	18.027	119.4	55.516	78.33	3.481	15:42:01.467
3 -	21.689	78.6	16.297	78.7	17.806	118.9	55.792	77.94	3.757	15:42:57.259
4 -	21.316	76.5	15.054	81.6	17.723	117.5	54.093	80.39	2.058	15:43:51.352
5 -	21.016	79.4	15.056	80.9	17.777	118.9	53.849	80.75	1.814	15:44:45.201
6 -	21.032	79.8	14.723	78.6	17.815	119.1	53.570	81.17	1.535	15:45:38.771
7 -	20.315	79.4	14.609	83.1	17.539	119.6	52.463	82.88	0.428	15:46:31.234
8 -	20.719	79.0	14.631	84.2	17.481	118.7	52.831	82.31	0.796	15:47:24.065
9 -	20.354	79.3	14.489	83.7	17.758	119.1	52.601	82.67	0.566	15:48:16.666
10 -	20.709	80.1	14.698	77.1	17.425	119.8	52.832	82.31	0.797	15:49:09.498
11 -	21.601	77.4	14.628	81.1	17.662	118.1	53.891	80.69	1.856	15:50:03.389
12 -	20.701	80.5	14.439	84.5	17.289	118.3	52.429	82.94	0.394	15:50:55.818
13 -	20.604	79.8	15.018	80.3	17.668	118.9	53.290	81.60	1.255	15:51:49.108
14 -	20.610	79.2	15.248	80.6	17.637	117.3	53.495	81.28	1.460	15:52:42.603
15 -	20.339	79.1	14.660	81.7	17.517	119.6	52.516	82.80	0.481	15:53:35.119
16 -	20.404	78.0	14.697	82.0	17.199	121.1	52.300	83.14	0.265	15:54:27.419
17 -	20.707	79.0	14.718	84.0	17.499	117.3	52.924	82.16	0.889	15:55:20.343
18 -	20.308	79.3	14.548	83.7	17.331	117.5	52.187 (3)	83.32	0.152	15:56:12.530
19 -	20.271	79.4	14.710	83.0	17.318	117.3	52.299	83.14	0.264	15:57:04.829
20 -	20.497	78.6	14.490	82.5	17.356	117.9	52.343	83.07	0.308	15:57:57.172
21 -	20.347	77.5	14.516	81.7	17.733	117.7	52.596	82.67	0.561	15:58:49.768
22 -	20.439	76.4	14.681	84.0	17.340	118.3	52.460	82.89	0.425	15:59:42.228
23 -	20.242	77.0	15.338	82.2	17.921	116.7	53.501	81.28	1.466	16:00:35.729
24 -	20.261	79.2	14.319	85.5	17.455	116.3	52.035 (1)	83.57		16:01:27.764
25 -	20.511	79.0	14.301	79.7	17.521	115.9	52.333	83.09	0.298	16:02:20.097
26 -	20.293	79.8	14.233	84.8	17.515	114.7	52.041 (2)	83.56	0.006	16:03:12.138
27 -	20.343	79.4	14.575	84.0	17.531	116.1	52.449	82.91	0.414	16:04:04.587
28 -	20.716	78.4	14.207	86.2	17.287	119.4	52.210	83.29	0.175	16:04:56.797
29 -	20.782	78.9	14.996	77.6	17.740	116.1	53.518	81.25	1.483	16:05:50.315

P7	79 M3	Chris TAYLOR					Honda - Ducati Coventry				
----	-------	--------------	--	--	--	--	-------------------------	--	--	--	--

LAP	SECTOR 1	SECTOR 2	SECTOR 3	LAP TIME	MPH	DIFF	TIME OF DAY			
1 -	21.233	77.8	15.677	75.4	18.077	117.9	54.987	79.08	2.936	15:41:55.499
2 -	21.267	78.5	15.627	76.2	17.886	117.5	54.780	79.38	2.729	15:42:50.279
3 -	21.472	78.1	15.542	76.6	17.771	118.1	54.785	79.37	2.734	15:43:45.064
4 -	20.946	77.5	15.376	78.6	17.703	118.7	54.025	80.49	1.974	15:44:39.089
5 -	20.681	78.9	15.260	77.1	17.598	118.3	53.539	81.22	1.488	15:45:32.628
6 -	20.900	79.7	15.512	78.9	17.664	118.9	54.076	80.41	2.025	15:46:26.704
7 -	20.750	79.3	15.187	75.5	17.569	119.8	53.506	81.27	1.455	15:47:20.210
8 -	20.999	79.9	15.392	78.4	17.574	118.7	53.965	80.58	1.914	15:48:14.175
9 -	20.692	80.3	15.502	73.7	18.483	117.1	54.677	79.53	2.626	15:49:08.852
10 -	20.245	80.6	14.949	80.1	17.384	118.9	52.578	82.70	0.527	15:50:01.430
11 -	20.467	80.5	15.061	75.5	18.092	118.3	53.620	81.10	1.569	15:50:55.050
12 -	20.844	79.0	15.142	77.6	17.713	118.5	53.699	80.98	1.648	15:51:48.749
13 -	20.823	78.2	15.263	77.9	17.561	118.9	53.647	81.05	1.596	15:52:42.396
14 -	20.287	80.4	14.803	80.0	17.473	118.9	52.563	82.73	0.512	15:53:34.959

Weather / Track : Bright / Dry

Brands Hatch Indy
 Circuit Length = 1.2079 miles
 Start: 15:40 Flag 16:05 End: 16:06

MCRCB BULLETIN TK048

2014 MCE British Superbike Championship - Round 1

2014 Motul British Motostar Championship

FREE PRACTICE 1 - SECTOR ANALYSIS

SECTOR 1 = FL to I1, SECTOR 2 = I1 to I2, SECTOR 3 = I2 to FL, DIFF = Difference To Personal Best Lap

15 -	20.292	79.8	14.821	79.7	17.208	121.1	52.321	(2)	83.11	0.270	15:54:27.280
16 -	20.614	80.2	15.425	75.5	17.526	120.2	53.565		81.18	1.514	15:55:20.845
17 -	20.179	80.2	18.163	58.7	IN PIT		2:44.088	P	26.50	1:52.037	15:58:04.933
18 -	OUTLAP	77.3	15.436	77.6	17.518	119.4	56.098		77.51	4.047	15:59:01.031
19 -	20.470	79.2	15.532	76.8	17.713	118.5	53.715		80.95	1.664	15:59:54.746
20 -	20.332	78.5	15.000	79.6	17.375	119.4	52.707		82.50	0.656	16:00:47.453
21 -	20.309	79.4	14.800	77.4	17.614	117.9	52.723		82.48	0.672	16:01:40.176
22 -	19.996	80.8	14.786	80.7	17.269	120.0	52.051	(1)	83.54		16:02:32.227
23 -	20.326	79.2	14.746	80.3	17.306	118.9	52.378		83.02	0.327	16:03:24.605
24 -	20.699	79.3	14.700	80.4	17.540	116.7	52.939		82.14	0.888	16:04:17.544
25 -	20.227	80.4	14.706	79.8	17.419	118.7	52.352	(3)	83.06	0.301	16:05:09.896

P8	24	M3	Daniel COSTILLA		Repli-Cast - Repli-Cast UK						
----	----	----	-----------------	--	----------------------------	--	--	--	--	--	--

LAP	SECTOR 1	SECTOR 2	SECTOR 3	LAP TIME	MPH	DIFF	TIME OF DAY				
1 -	OUTLAP	72.0	16.548	72.9	18.135	118.5	59.325	73.30	7.254	15:41:03.505	
2 -	21.652	76.1	15.449	76.6	18.285	117.5	55.386	78.51	3.315	15:41:58.891	
3 -	21.307	77.6	16.259	80.0	17.934	117.3	55.500	78.35	3.429	15:42:54.391	
4 -	21.122	77.0	14.999	81.6	18.060	119.8	54.181	80.26	2.110	15:43:48.572	
5 -	21.098	75.9	14.841	81.9	17.831	117.5	53.770	80.87	1.699	15:44:42.342	
6 -	20.611	77.2	14.592	83.9	17.837	116.3	53.040	81.98	0.969	15:45:35.382	
7 -	21.049	76.1	14.555	84.2	17.728	115.9	53.332	81.53	1.261	15:46:28.714	
8 -	20.784	77.7	14.822	79.1	17.719	118.7	53.325	81.54	1.254	15:47:22.039	
9 -	20.978	78.6	15.301	75.1	18.136	116.5	54.415	79.91	2.344	15:48:16.454	
10 -	20.637	78.3	14.892	75.4	IN PIT		1:23.953	P	51.79	31.882	15:49:40.407
11 -	OUTLAP	75.3	14.779	82.0	17.748	116.7	55.385	78.51	3.314	15:50:35.792	
12 -	20.669	78.0	14.689	79.8	17.761	117.5	53.119	81.86	1.048	15:51:28.911	
13 -	22.213	76.1	14.542	81.6	17.803	116.5	54.558	79.70	2.487	15:52:23.469	
14 -	20.441	78.1	14.475	82.2	17.407	118.1	52.323	(3)	83.11	0.252	15:53:15.792
15 -	20.559	77.5	14.472	84.5	17.620	117.5	52.651	82.59	0.580	15:54:08.443	
16 -	20.245	78.1	14.522	80.6	17.697	118.3	52.464	82.88	0.393	15:55:00.907	
17 -	21.597	76.6	14.869	82.8	17.593	118.3	54.059	80.44	1.988	15:55:54.966	
18 -	20.253	78.4	14.656	82.3	17.703	116.7	52.612	82.65	0.541	15:56:47.578	
19 -	20.339	78.2	14.471	82.3	17.710	120.4	52.520	82.79	0.449	15:57:40.098	
20 -	21.133	76.2	17.011	72.8	18.005	117.5	56.149	77.44	4.078	15:58:36.247	
21 -	21.153	77.4	15.342	79.4	17.642	116.5	54.137	80.32	2.066	15:59:30.384	
22 -	20.319	76.8	14.437	80.7	17.622	115.7	52.378	83.02	0.307	16:00:22.762	
23 -	20.454	77.4	14.271	85.3	17.604	114.7	52.329	83.10	0.258	16:01:15.091	
24 -	21.226	74.9	14.452	80.1	18.028	113.7	53.706	80.97	1.635	16:02:08.797	
25 -	20.340	77.0	14.247	86.0	17.484	115.3	52.071	(1)	83.51		16:03:00.868
26 -	20.759	77.5	14.731	83.9	17.814	115.1	53.304	81.58	1.233	16:03:54.172	
27 -	21.036	76.7	14.592	84.8	17.796	114.9	53.424	81.39	1.353	16:04:47.596	
28 -	20.188	77.6	14.451	84.0	17.635	115.1	52.274	(2)	83.18	0.203	16:05:39.870

P9	72	Alex PERSSON		Honda - PWR / Nordgren Racing							
----	----	--------------	--	-------------------------------	--	--	--	--	--	--	--

LAP	SECTOR 1	SECTOR 2	SECTOR 3	LAP TIME	MPH	DIFF	TIME OF DAY				
1 -	OUTLAP	71.8	16.501	68.9	18.803	118.5	1:00.574	71.78	8.257	15:41:04.750	
2 -	21.747	79.4	15.673	73.4	18.322	118.1	55.742	78.01	3.425	15:42:00.492	
3 -	21.510	78.4	15.708	74.3	IN PIT		1:48.423	P	40.10	56.106	15:43:48.915
4 -	OUTLAP	46.6	17.797	74.5	18.275	117.5	1:04.146	67.79	11.829	15:44:53.061	
5 -	21.078	79.5	14.550	81.1	18.049	115.9	53.677	81.01	1.360	15:45:46.738	
6 -	21.361	79.9	15.181	77.6	18.006	116.3	54.548	79.72	2.231	15:46:41.286	
7 -	20.932	79.3	14.486	79.3	17.831	116.1	53.249	81.66	0.932	15:47:34.535	
8 -	21.052	79.5	14.651	76.6	17.915	116.5	53.618	81.10	1.301	15:48:28.153	
9 -	21.016	79.4	14.472	81.0	17.625	116.1	53.113	81.87	0.796	15:49:21.266	
10 -	20.888	80.5	14.336	83.4	17.670	116.9	52.894	82.21	0.577	15:50:14.160	
11 -	20.969	79.8	14.946	81.7	17.913	116.1	53.828	80.78	1.511	15:51:07.988	
12 -	21.318	79.4	15.267	81.3	17.772	116.7	54.357	80.00	2.040	15:52:02.345	
13 -	21.027	77.0	15.650	71.1	18.738	115.9	55.415	78.47	3.098	15:52:57.760	
14 -	20.823	79.0	14.391	80.7	17.480	118.3	52.694	82.52	0.377	15:53:50.454	
15 -	21.358	78.2	15.109	81.9	17.526	118.1	53.993	80.54	1.676	15:54:44.447	
16 -	20.569	79.9	14.819	80.6	17.490	119.1	52.878	82.23	0.561	15:55:37.325	
17 -	21.021	79.0	15.003	79.7	17.605	118.3	53.629	81.08	1.312	15:56:30.954	
18 -	20.825	79.4	15.300	76.0	IN PIT		2:12.548	P	32.80	1:20.231	15:58:43.502

Brands Hatch Indy

Circuit Length = 1.2079 miles

Start: 15:40 Flag 16:05 End: 16:06

Weather / Track : Bright / Dry

MCRCB BULLETIN TK048

2014 MCE British Superbike Championship - Round 1

2014 Motul British Motostar Championship

FREE PRACTICE 1 - SECTOR ANALYSIS

SECTOR 1 = FL to I1, SECTOR 2 = I1 to I2, SECTOR 3 = I2 to FL, DIFF = Difference To Personal Best Lap

19 -	OUTLAP	77.5	15.177	80.4	17.938	116.5	56.944	76.36	4.627	15:59:40.446
20 -	20.641	78.9	14.280	78.7	17.670	117.7	52.591	82.68	0.274	16:00:33.037
21 -	21.446	79.1	14.297	78.2	18.013	115.3	53.756	80.89	1.439	16:01:26.793
22 -	20.618	79.9	14.273	81.4	17.663	115.3	52.554 (3)	82.74	0.237	16:02:19.347
23 -	20.586	80.2	14.137	85.2	17.594	115.5	52.317 (1)	83.12		16:03:11.664
24 -	20.528	76.6	14.580	81.0	17.626	116.1	52.734	82.46	0.417	16:04:04.398
25 -	20.545	80.1	14.279	84.8	17.505	116.7	52.329 (2)	83.10	0.012	16:04:56.727
26 -	21.554	78.4	15.315	78.4	18.435	110.9	55.304	78.63	2.987	16:05:52.031

P10	12	Edward RENDELL					Honda - Banks Racing				
LAP		SECTOR 1	SECTOR 2	SECTOR 3	LAP TIME	MPH	DIFF	TIME OF DAY			
1 -	OUTLAP	73.6	15.752	81.4	18.698	114.7	1:00.137	72.31	7.818	15:41:13.411	
2 -	22.059	75.5	15.325	80.6	18.480	114.9	55.864	77.84	3.545	15:42:09.275	
3 -	21.062	74.5	14.921	83.1	18.269	114.3	54.252	80.15	1.933	15:43:03.527	
4 -	20.778	75.7	14.851	84.7	18.125	115.5	53.754	80.89	1.435	15:43:57.281	
5 -	21.077	75.3	14.659	82.0	18.024	117.1	53.760	80.88	1.441	15:44:51.041	
6 -	21.314	77.8	14.955	83.3	18.035	115.7	54.304	80.07	1.985	15:45:45.345	
7 -	20.596	76.1	14.544	84.4	17.917	115.9	53.057	81.96	0.738	15:46:38.402	
8 -	20.415	76.4	14.677	85.3	17.866	115.5	52.958	82.11	0.639	15:47:31.360	
9 -	20.489	76.7	14.831	80.7	17.962	115.5	53.282	81.61	0.963	15:48:24.642	
10 -	20.397	77.9	14.351	83.0	17.926	114.7	52.674 (3)	82.55	0.355	15:49:17.316	
11 -	20.612	76.8	14.505	84.0	18.024	114.9	53.141	81.83	0.822	15:50:10.457	
12 -	20.582	76.3	14.406	84.7	17.871	115.9	52.859	82.26	0.540	15:51:03.316	
13 -	20.558	77.3	14.635	84.5	IN PIT		3:46.718 P	19.18	2:54.399	15:54:50.034	
14 -	OUTLAP	75.7	14.801	83.4	17.892	116.9	57.529	75.58	5.210	15:55:47.563	
15 -	20.476	76.1	15.044	82.3	18.144	117.7	53.664	81.03	1.345	15:56:41.227	
16 -	20.288	76.4	14.517	84.4	17.806	115.9	52.611 (2)	82.65	0.292	15:57:33.838	
17 -	20.385	76.4	14.545	85.0	IN PIT		3:25.228 P	21.18	2:32.909	16:00:59.066	
18 -	OUTLAP	76.1	14.641	85.2	17.869	115.9	54.016	80.50	1.697	16:01:53.082	
19 -	20.336	76.5	15.197	80.0	17.937	117.5	53.470	81.32	1.151	16:02:46.552	
20 -	20.760	77.6	14.872	85.0	17.811	117.3	53.443	81.36	1.124	16:03:39.995	
21 -	20.489	76.8	14.995	86.2	17.641	116.1	53.125	81.85	0.806	16:04:33.120	
22 -	20.310	73.4	14.447	84.4	17.562	115.7	52.319 (1)	83.11		16:05:25.439	

P11	42 M3	James HOBSON					Honda - RS Racing				
LAP		SECTOR 1	SECTOR 2	SECTOR 3	LAP TIME	MPH	DIFF	TIME OF DAY			
1 -	OUTLAP	70.2	17.021	74.4	18.679	119.8	58.174	74.75	5.844	15:41:35.624	
2 -	22.735	76.5	15.712	79.0	18.175	120.6	56.622	76.80	4.292	15:42:32.246	
3 -	21.742	77.1	15.469	77.9	18.170	121.5	55.381	78.52	3.051	15:43:27.627	
4 -	21.518	76.9	15.443	79.7	17.985	121.7	54.946	79.14	2.616	15:44:22.573	
5 -	21.391	78.6	15.552	78.9	17.896	122.9	54.839	79.29	2.509	15:45:17.412	
6 -	21.342	77.0	15.212	81.4	17.702	120.4	54.256	80.14	1.926	15:46:11.668	
7 -	20.954	76.6	15.023	80.9	17.856	121.7	53.833	80.77	1.503	15:47:05.501	
8 -	20.796	77.0	14.937	81.9	17.877	121.3	53.610	81.11	1.280	15:47:59.111	
9 -	20.862	79.6	14.928	82.0	17.735	120.9	53.525	81.24	1.195	15:48:52.636	
10 -	20.758	78.6	14.960	80.0	IN PIT		1:58.386 P	36.73	1:06.056	15:50:51.022	
11 -	OUTLAP	60.0	15.467	80.0	17.767	122.4	58.062	74.89	5.732	15:51:49.084	
12 -	21.257	79.5	15.190	79.7	17.656	123.8	54.103	80.37	1.773	15:52:43.187	
13 -	20.702	80.2	14.838	82.3	17.433	123.5	52.973	82.09	0.643	15:53:36.160	
14 -	20.362	79.9	14.998	81.3	17.534	123.5	52.894	82.21	0.564	15:54:29.054	
15 -	20.334	80.2	14.860	79.4	17.786	122.4	52.980	82.08	0.650	15:55:22.034	
16 -	20.304	80.4	14.796	81.4	17.430	123.3	52.530 (3)	82.78	0.200	15:56:14.564	
17 -	20.368	79.1	14.712	80.0	17.414	123.3	52.494 (2)	82.84	0.164	15:57:07.058	
18 -	20.246	80.1	14.801	83.3	17.283	123.8	52.330 (1)	83.09		15:57:59.388	
19 -	20.610	79.4	14.700	80.7	17.430	123.1	52.740	82.45	0.410	15:58:52.128	
20 -	20.795	80.7	15.659	77.0	17.791	122.0	54.245	80.16	1.915	15:59:46.373	
21 -	20.571	79.9	14.612	83.0	17.445	122.0	52.628	82.62	0.298	16:00:39.001	
22 -	20.340	80.4	14.623	80.4	18.013	121.1	52.976	82.08	0.646	16:01:31.977	
23 -	20.375	78.7	14.663	82.5	17.603	121.1	52.641	82.60	0.311	16:02:24.618	

Weather / Track : Bright / Dry

Brands Hatch Indy
Circuit Length = 1.2079 miles
Start: 15:40 Flag 16:05 End: 16:06

MCRCB BULLETIN TK048

2014 MCE British Superbike Championship - Round 1

2014 Motul British Motostar Championship

FREE PRACTICE 1 - SECTOR ANALYSIS

SECTOR 1 = FL to I1, SECTOR 2 = I1 to I2, SECTOR 3 = I2 to FL, DIFF = Difference To Personal Best Lap

P12 65		Josh OWENS		Honda - RCD Motorsport						
LAP	SECTOR 1	SECTOR 2		SECTOR 3		LAP TIME	MPH	DIFF	TIME OF DAY	
1 -	OUTLAP	73.8	15.748	75.8	18.254	121.3	59.076	73.61	6.709	15:41:05.770
2 -	21.337	76.6	15.516	74.9	18.271	120.2	55.124	78.88	2.757	15:42:00.894
3 -	21.638	73.4	15.377	75.4	18.918	113.1	55.933	77.74	3.566	15:42:56.827
4 -	21.563	75.3	15.075	81.0	17.941	117.5	54.579	79.67	2.212	15:43:51.406
5 -	20.868	78.2	14.939	82.5	17.902	117.5	53.709	80.96	1.342	15:44:45.115
6 -	20.757	78.2	14.829	81.3	17.554	119.1	53.140	81.83	0.773	15:45:38.255
7 -	20.632	79.0	14.662	82.8	17.548	119.1	52.842	82.29	0.475	15:46:31.097
8 -	20.661	76.3	16.686	78.0	17.788	118.7	55.135	78.87	2.768	15:47:26.232
9 -	20.741	76.3	14.931	81.6	17.575	118.7	53.247	81.66	0.880	15:48:19.479
10 -	20.593	77.6	15.312	78.0	17.929	116.3	53.834	80.77	1.467	15:49:13.313
11 -	20.845	74.7	15.095	81.7	17.597	118.5	53.537	81.22	1.170	15:50:06.850
12 -	20.631	77.5	14.945	82.0	17.554	119.1	53.130	81.84	0.763	15:50:59.980
13 -	20.567	76.7	14.825	84.0	17.641	118.9	53.033	81.99	0.666	15:51:53.013
14 -	20.379	77.4	14.969	80.6	17.621	119.4	52.969	82.09	0.602	15:52:45.982
15 -	20.421	75.8	15.029	81.4	17.477	120.2	52.927	82.16	0.560	15:53:38.909
16 -	20.233	79.1	15.019	81.0	17.585	118.9	52.837	82.30	0.470	15:54:31.746
17 -	20.405	77.7	14.643	83.6	17.371	120.4	52.419 (2)	82.95	0.052	15:55:24.165
18 -	20.326	75.4	15.132	79.0	18.251	118.7	53.709	80.96	1.342	15:56:17.874
19 -	20.646	76.8	14.719	81.9	17.622	117.9	52.987	82.06	0.620	15:57:10.861
20 -	20.629	76.6	14.714	81.4	17.677	118.9	53.020	82.01	0.653	15:58:03.881
21 -	20.311	77.5	14.607	83.0	17.449	119.4	52.367 (1)	83.04		15:58:56.248
22 -	20.514	76.8	14.729	83.9	17.384	120.9	52.627 (3)	82.63	0.260	15:59:48.875
23 -	20.599	77.8	14.721	81.4	17.620	117.3	52.940	82.14	0.573	16:00:41.815
24 -	20.465	77.1	14.662	82.2	17.597	116.9	52.724	82.47	0.357	16:01:34.539
25 -	20.516	79.0	14.872	79.1	17.849	114.9	53.237	81.68	0.870	16:02:27.776
26 -	20.453	77.5	14.578	79.1	17.982	114.9	53.013	82.02	0.646	16:03:20.789
27 -	20.637	76.1	14.892	81.0	17.730	117.3	53.259	81.65	0.892	16:04:14.048
28 -	20.543	72.6	14.902	78.0	17.900	117.5	53.345	81.51	0.978	16:05:07.393

P13 41		Milo WARD		Luyten Honda - FPW Racing						
LAP	SECTOR 1	SECTOR 2		SECTOR 3		LAP TIME	MPH	DIFF	TIME OF DAY	
1 -	OUTLAP	75.3	15.801	76.6	18.393	115.7	58.756	74.01	6.180	15:41:01.915
2 -	21.452	75.7	15.326	77.5	18.285	116.3	55.063	78.97	2.487	15:41:56.978
3 -	21.572	75.7	15.231	79.8	18.024	117.7	54.827	79.31	2.251	15:42:51.805
4 -	21.184	76.4	14.875	82.8	17.930	115.1	53.989	80.54	1.413	15:43:45.794
5 -	20.821	75.4	14.916	80.6	18.189	114.5	53.926	80.64	1.350	15:44:39.720
6 -	20.694	75.6	14.684	76.4	19.082	103.7	54.460	79.84	1.884	15:45:34.180
7 -	21.857	57.5	16.269	80.0	IN PIT		5:31.900 P	13.10	4:39.324	15:51:06.080
8 -	OUTLAP	71.6	16.614	74.0	18.406	116.3	1:01.896	70.25	9.320	15:52:07.976
9 -	21.254	76.5	15.265	83.6	18.051	116.9	54.570	79.68	1.994	15:53:02.546
10 -	21.019	74.9	14.820	82.6	17.960	116.1	53.799	80.83	1.223	15:53:56.345
11 -	20.774	75.5	14.667	83.3	18.121	115.9	53.562	81.18	0.986	15:54:49.907
12 -	20.779	76.5	14.688	84.4	17.562	117.5	53.029 (3)	82.00	0.453	15:55:42.936
13 -	20.838	74.6	14.842	84.2	17.933	114.5	53.613	81.11	1.037	15:56:36.549
14 -	20.606	76.7	14.686	82.8	17.973	116.1	53.265	81.64	0.689	15:57:29.814
15 -	20.571	75.2	14.440	86.3	17.565	116.3	52.576 (1)	82.71		15:58:22.390
16 -	20.696	75.2	14.486	83.3	18.248	111.4	53.430	81.38	0.854	15:59:15.820
17 -	21.238	74.5	15.540	78.9	18.274	114.5	55.052	78.99	2.476	16:00:10.872
18 -	20.740	75.7	14.519	85.7	17.887	114.3	53.146	81.82	0.570	16:01:04.018
19 -	20.626	75.9	14.485	85.7	17.957	113.3	53.068	81.94	0.492	16:01:57.086
20 -	20.909	75.6	14.483	84.4	18.029	113.3	53.421	81.40	0.845	16:02:50.507
21 -	20.809	76.8	14.426	85.5	17.781	114.9	53.016 (2)	82.02	0.440	16:03:43.523
22 -	21.530	73.3	14.989	80.1	18.785	112.9	55.304	78.63	2.728	16:04:38.827
23 -	20.553	76.5	14.593	80.3	18.131	114.9	53.277	81.62	0.701	16:05:32.104

P14 25 M3		Mike BROUWERS		Honda - Joma / Brouwers Racing Team						
LAP	SECTOR 1	SECTOR 2		SECTOR 3		LAP TIME	MPH	DIFF	TIME OF DAY	
1 -	OUTLAP	59.7	17.912	70.0	19.834	112.5	1:05.796	66.09	12.996	15:42:57.202
2 -	22.879	72.3	16.016	77.8	18.461	115.7	57.356	75.81	4.556	15:43:54.558
3 -	25.692	64.7	16.406	76.2	18.670	115.5	1:00.768	71.56	7.968	15:44:55.326

Weather / Track : Bright / Dry

Brands Hatch Indy
Circuit Length = 1.2079 miles
Start: 15:40 Flag 16:05 End: 16:06

MCRCB BULLETIN TK048

2014 MCE British Superbike Championship - Round 1

2014 Motul British Motostar Championship

FREE PRACTICE 1 - SECTOR ANALYSIS

SECTOR 1 = FL to I1, SECTOR 2 = I1 to I2, SECTOR 3 = I2 to FL, DIFF = Difference To Personal Best Lap

4 -	21.293	76.3	15.479	78.3	18.376	114.9	55.148	78.85	2.348	15:45:50.474
5 -	20.903	77.7	15.077	82.6	17.783	117.5	53.763	80.88	0.963	15:46:44.237
6 -	20.792	77.5	15.597	76.3	IN PIT		1:50.029	P 39.52	57.229	15:48:34.266
7 -	OUTLAP	75.4	15.201	80.1	18.086	115.7	55.575	78.24	2.775	15:49:29.841
8 -	20.866	77.0	14.879	82.2	17.840	116.3	53.585	81.15	0.785	15:50:23.426
9 -	20.732	79.1	14.834	82.0	17.784	116.3	53.350	81.51	0.550	15:51:16.776
10 -	20.812	75.6	14.954	81.1	17.977	116.3	53.743	80.91	0.943	15:52:10.519
11 -	20.486	78.0	15.202	74.4	18.216	117.1	53.904	80.67	1.104	15:53:04.423
12 -	20.545	77.5	14.825	83.0	17.674	118.5	53.044	81.98	0.244	15:53:57.467
13 -	20.934	74.6	15.343	83.1	17.931	120.0	54.208	80.22	1.408	15:54:51.675
14 -	20.685	77.9	14.608	84.0	17.742	117.1	53.035	81.99	0.235	15:55:44.710
15 -	20.545	78.2	15.221	69.3	18.331	116.3	54.097	80.38	1.297	15:56:38.807
16 -	20.671	73.6	14.871	81.3	17.899	116.5	53.441	81.37	0.641	15:57:32.248
17 -	20.526	77.2	14.584	82.3	17.765	116.7	52.875	(3) 82.24	0.075	15:58:25.123
18 -	20.788	78.1	14.881	79.6	17.945	116.7	53.614	81.10	0.814	15:59:18.737
19 -	20.636	77.0	15.468	74.3	18.106	117.7	54.210	80.21	1.410	16:00:12.947
20 -	20.786	78.6	14.710	81.6	17.829	115.5	53.325	81.54	0.525	16:01:06.272
21 -	20.512	78.6	14.547	83.7	17.815	114.3	52.874	(2) 82.24	0.074	16:01:59.146
22 -	20.646	77.1	14.483	84.8	17.754	115.1	52.883	82.23	0.083	16:02:52.029
23 -	21.322	68.7	15.113	83.6	17.829	115.3	54.264	80.13	1.464	16:03:46.293
24 -	20.521	78.5	14.674	83.1	17.841	115.5	53.036	81.99	0.236	16:04:39.329
25 -	20.472	77.9	14.662	84.4	17.666	116.7	52.800	(1) 82.35		16:05:32.129

P15 11		Joseph THOMAS					Honda - Moto UK Racing			
LAP	SECTOR 1	SECTOR 2		SECTOR 3		LAP TIME	MPH	DIFF	TIME OF DAY	
1 -	OUTLAP	71.2	16.362	72.1	18.741	117.1	1:00.206	72.22	7.285	15:41:02.971
2 -	21.905	77.5	15.440	76.7	18.192	117.9	55.537	78.30	2.616	15:41:58.508
3 -	21.411	78.3	15.343	76.8	17.955	116.9	54.709	79.48	1.788	15:42:53.217
4 -	21.210	78.3	15.546	70.2	18.372	116.3	55.128	78.88	2.207	15:43:48.345
5 -	22.514	76.0	17.244	65.4	IN PIT		2:07.810	P 34.02	1:14.889	15:45:56.155
6 -	OUTLAP	76.3	15.414	76.0	18.292	114.1	55.550	78.28	2.629	15:46:51.705
7 -	21.384	77.3	15.062	77.1	18.140	114.3	54.586	79.66	1.665	15:47:46.291
8 -	21.002	77.7	14.992	77.6	18.131	113.7	54.125	80.34	1.204	15:48:40.416
9 -	21.081	77.5	15.103	78.0	18.007	113.9	54.191	80.24	1.270	15:49:34.607
10 -	20.523	77.7	14.817	76.3	17.941	114.7	53.281	81.61	0.360	15:50:27.888
11 -	20.477	77.9	14.811	78.4	17.899	114.9	53.187	(3) 81.76	0.266	15:51:21.075
12 -	20.506	77.0	14.787	78.3	17.835	115.7	53.128	(2) 81.85	0.207	15:52:14.203
13 -	20.500	78.1	14.732	79.7	17.984	115.1	53.216	81.71	0.295	15:53:07.419
14 -	21.664	77.5	14.817	80.1	17.803	115.5	54.284	80.10	1.363	15:54:01.703
15 -	20.445	76.9	14.703	80.3	17.773	115.1	52.921	(1) 82.17		15:54:54.624
16 -	22.039	76.7	15.475	73.5	IN PIT		2:38.179	P 27.49	1:45.258	15:57:32.803
17 -	OUTLAP	75.8	15.091	78.0	17.867	114.9	54.749	79.42	1.828	15:58:27.552

P16 142 M3			Brian SLOOTEN					Honda - Bakker Frames Holland			
LAP	SECTOR 1	SECTOR 2		SECTOR 3		LAP TIME	MPH	DIFF	TIME OF DAY		
1 -	OUTLAP	66.8	16.340	73.3	18.748	118.9	1:01.940	70.20	8.996	15:43:48.499	
2 -	22.456	71.6	15.777	79.0	18.547	116.7	56.780	76.58	3.836	15:44:45.279	
3 -	21.942	74.2	15.296	77.2	18.231	118.9	55.469	78.39	2.525	15:45:40.748	
4 -	21.583	75.6	14.917	82.8	18.139	118.5	54.639	79.58	1.695	15:46:35.387	
5 -	21.589	77.6	14.941	82.3	18.074	118.9	54.604	79.63	1.660	15:47:29.991	
6 -	21.507	75.9	15.692	71.2	18.208	118.5	55.407	78.48	2.463	15:48:25.398	
7 -	21.288	74.9	14.771	81.7	18.061	118.9	54.120	80.35	1.176	15:49:19.518	
8 -	21.380	74.7	14.754	81.3	18.184	120.0	54.318	80.05	1.374	15:50:13.836	
9 -	21.231	76.9	14.734	82.3	18.023	119.4	53.988	80.54	1.044	15:51:07.824	
10 -	21.393	76.0	14.875	81.9	18.056	118.3	54.324	80.04	1.380	15:52:02.148	
11 -	21.110	77.0	14.772	82.2	17.779	120.0	53.661	81.03	0.717	15:52:55.809	
12 -	21.090	77.1	14.845	79.8	18.098	118.9	54.033	80.48	1.089	15:53:49.842	
13 -	21.141	76.4	14.631	83.7	17.815	120.9	53.587	81.15	0.643	15:54:43.429	
14 -	21.109	76.5	14.803	82.8	17.799	120.4	53.711	80.96	0.767	15:55:37.140	
15 -	21.079	76.5	14.658	83.1	17.687	120.9	53.424	81.39	0.480	15:56:30.564	
16 -	21.183	76.1	15.089	78.3	17.891	119.8	54.163	80.28	1.219	15:57:24.727	
17 -	20.881	76.5	14.587	84.5	17.639	120.2	53.107	(2) 81.88	0.163	15:58:17.834	
18 -	20.989	78.3	14.568	83.1	17.670	121.1	53.227	(3) 81.69	0.283	15:59:11.061	

Weather / Track : Bright / Dry

Brands Hatch Indy
Circuit Length = 1.2079 miles
Start: 15:40 Flag 16:05 End: 16:06

MCRCB BULLETIN TK048

2014 MCE British Superbike Championship - Round 1

2014 Motul British Motostar Championship

FREE PRACTICE 1 - SECTOR ANALYSIS

SECTOR 1 = FL to I1, SECTOR 2 = I1 to I2, SECTOR 3 = I2 to FL, DIFF = Difference To Personal Best Lap

19 -	20.944	74.3	15.268	79.1	17.882	119.1	54.094	80.38	1.150	16:00:05.155
20 -	20.927	77.5	14.574	83.7	17.740	119.6	53.241	81.67	0.297	16:00:58.396
21 -	20.863	78.4	14.935	80.9	17.789	119.1	53.587	81.15	0.643	16:01:51.983
22 -	21.086	78.8	15.034	82.8	18.110	118.1	54.230	80.18	1.286	16:02:46.213
23 -	21.035	77.5	14.769	84.0	17.881	117.5	53.685	81.00	0.741	16:03:39.898
24 -	20.744	78.1	15.276	80.6	17.731	118.5	53.751	80.90	0.807	16:04:33.649
25 -	20.449	78.9	14.875	83.0	17.620	119.6	52.944 (1)	82.13		16:05:26.593

P17 164		Anthony ALONSO		Honda - SP125 / BARF Racing							
LAP	SECTOR 1		SECTOR 2		SECTOR 3		LAP TIME	MPH	DIFF	TIME OF DAY	
1 -	21.341	75.5	15.378	78.0	18.265	115.1	54.984	79.08	1.990	15:41:58.324	
2 -	21.360	76.8	15.114	80.9	18.088	114.3	54.562	79.70	1.568	15:42:52.886	
3 -	20.935	76.4	15.372	80.6	18.010	114.3	54.317	80.05	1.323	15:43:47.203	
4 -	20.731	77.2	14.845	80.1	17.935	114.5	53.511	81.26	0.517	15:44:40.714	
5 -	20.869	75.7	15.019	79.4	17.883	113.3	53.771	80.87	0.777	15:45:34.485	
6 -	21.388	76.1	14.863	82.3	17.911	114.1	54.162	80.28	1.168	15:46:28.647	
7 -	20.685	77.5	14.772	81.6	17.908	114.5	53.365	81.48	0.371	15:47:22.012	
8 -	20.720	78.2	15.304	72.3	18.314	114.1	54.338	80.02	1.344	15:48:16.350	
9 -	20.448	78.2	14.801	79.4	17.824	114.9	53.073	81.93	0.079	15:49:09.423	
10 -	21.026	77.2	14.975	80.4	17.817	114.1	53.818	80.80	0.824	15:50:03.241	
11 -	20.726	77.7	14.824	80.6	17.851	113.3	53.401	81.43	0.407	15:50:56.642	
12 -	20.718	77.8	14.967	79.8	17.757	116.1	53.442	81.37	0.448	15:51:50.084	
13 -	20.755	77.3	14.916	79.7	17.852	117.1	53.523	81.24	0.529	15:52:43.607	
14 -	21.098	77.4	14.769	82.5	17.739	116.3	53.606	81.12	0.612	15:53:37.213	
15 -	20.649	74.2	14.884	80.0	17.860	114.3	53.393	81.44	0.399	15:54:30.606	
16 -	20.690	76.6	14.751	81.9	17.728	114.9	53.169	81.78	0.175	15:55:23.775	
17 -	20.828	77.5	15.338	72.1	19.319	114.1	55.485	78.37	2.491	15:56:19.260	
18 -	20.813	76.6	14.645	81.9	17.757	115.5	53.215	81.71	0.221	15:57:12.475	
19 -	20.665	77.1	14.738	81.3	17.746	114.9	53.149	81.81	0.155	15:58:05.624	
20 -	20.641	77.1	14.742	80.9	17.667	115.5	53.050 (3)	81.97	0.056	15:58:58.674	
21 -	20.706	76.3	14.808	81.9	17.852	114.7	53.366	81.48	0.372	15:59:52.040	
22 -	20.516	77.1	14.628	81.7	18.210	113.7	53.354	81.50	0.360	16:00:45.394	
23 -	21.003	76.8	15.083	81.1	17.867	113.1	53.953	80.59	0.959	16:01:39.347	
24 -	20.636	77.1	14.597	83.7	17.776	113.3	53.009 (2)	82.03	0.015	16:02:32.356	
25 -	21.091	77.2	14.601	83.7	17.765	114.1	53.457	81.34	0.463	16:03:25.813	
26 -	21.110	76.6	14.717	80.9	18.358	112.7	54.185	80.25	1.191	16:04:19.998	
27 -	20.659	77.7	14.642	83.9	17.693	114.1	52.994 (1)	82.05		16:05:12.992	

P18 35		Elliot LODGE		Honda - SP125 / Spike Racing							
LAP	SECTOR 1		SECTOR 2		SECTOR 3		LAP TIME	MPH	DIFF	TIME OF DAY	
1 -	21.598	76.1	16.161	73.8	18.624	114.3	56.383	77.12	3.078	15:42:01.067	
2 -	22.043	75.2	16.901	80.4	18.292	114.1	57.236	75.97	3.931	15:42:58.303	
3 -	21.981	74.8	15.300	80.4	18.152	112.2	55.433	78.44	2.128	15:43:53.736	
4 -	20.789	75.9	14.991	82.6	18.130	112.0	53.910 (3)	80.66	0.605	15:44:47.646	
5 -	20.793	75.0	14.993	80.7	18.384	111.6	54.170	80.27	0.865	15:45:41.816	
6 -	20.858	75.1	14.941	83.1	18.253	111.8	54.052	80.45	0.747	15:46:35.868	
7 -	21.557	73.4	15.401	81.1	IN PIT		5:37.692 P	12.87	4:44.387	15:52:13.560	
8 -	OUTLAP	70.6	15.997	78.2	18.607	113.1	58.980	73.73	5.675	15:53:12.540	
9 -	20.943	74.9	15.189	81.6	18.248	112.7	54.380	79.96	1.075	15:54:06.920	
10 -	21.137	76.3	15.332	79.4	17.929	116.1	54.398	79.94	1.093	15:55:01.318	
11 -	21.386	75.8	15.367	79.0	17.852	113.5	54.605	79.63	1.300	15:55:55.923	
12 -	20.613	75.7	14.793	83.7	17.899	112.4	53.305 (1)	81.57		15:56:49.228	
13 -	20.542	75.6	14.810	80.0	18.586	113.5	53.938	80.62	0.633	15:57:43.166	
14 -	21.048	75.3	15.377	79.3	17.997	115.7	54.422	79.90	1.117	15:58:37.588	
15 -	21.298	73.2	15.294	81.7	17.873	114.7	54.465	79.84	1.160	15:59:32.053	
16 -	20.731	74.6	15.473	80.7	18.384	112.4	54.588	79.66	1.283	16:00:26.641	
17 -	20.586	76.7	14.886	82.0	IN PIT		1:18.293 P	55.54	24.988	16:01:44.934	
18 -	OUTLAP	74.7	15.078	80.9	18.362	111.4	56.129	77.47	2.824	16:02:41.063	
19 -	20.894	76.9	15.417	77.9	18.393	113.5	54.704	79.49	1.399	16:03:35.767	
20 -	20.789	75.1	14.703	85.5	18.133	110.0	53.625 (2)	81.09	0.320	16:04:29.392	
21 -	20.432	76.2	15.457	78.6	18.118	110.7	54.007	80.51	0.702	16:05:23.399	

Weather / Track : Bright / Dry

Brands Hatch Indy

Circuit Length = 1.2079 miles

Start: 15:40 Flag 16:05 End: 16:06

MCRCB BULLETIN TK048

2014 MCE British Superbike Championship - Round 1

2014 Motul British Motostar Championship

FREE PRACTICE 1 - SECTOR ANALYSIS

SECTOR 1 = FL to I1, SECTOR 2 = I1 to I2, SECTOR 3 = I2 to FL, DIFF = Difference To Personal Best Lap

P19 127 M3		Georgina POLDEN					Honda - RS Racing				
LAP		SECTOR 1	SECTOR 2		SECTOR 3		LAP TIME	MPH	DIFF	TIME OF DAY	
1 -	OUTLAP	73.3	16.323	74.9	18.518	116.1	57.992	74.98	4.613	15:41:37.780	
2 -	22.480	71.9	16.088	76.0	18.438	116.3	57.006	76.28	3.627	15:42:34.786	
3 -	21.670	74.2	15.852	78.6	18.670	117.1	56.192	77.38	2.813	15:43:30.978	
4 -	21.770	73.7	15.690	79.3	18.361	117.9	55.821	77.90	2.442	15:44:26.799	
5 -	21.852	69.6	15.377	79.7	18.075	118.7	55.304	78.63	1.925	15:45:22.103	
6 -	21.646	75.8	15.591	75.7	18.215	119.4	55.452	78.42	2.073	15:46:17.555	
7 -	21.937	76.4	15.251	77.0	17.893	117.5	55.081	78.94	1.702	15:47:12.636	
8 -	21.218	77.5	15.217	82.3	18.016	117.7	54.451	79.86	1.072	15:48:07.087	
9 -	21.434	74.4	15.826	76.3	18.491	117.1	55.751	78.00	2.372	15:49:02.838	
10 -	22.170	75.4	16.113	74.0	IN PIT		3:42.455	P 19.54	2:49.076	15:52:45.293	
11 -	OUTLAP	74.4	15.781	74.6	18.166	117.9	1:01.976	70.16	8.597	15:53:47.269	
12 -	21.058	76.9	15.460	79.7	18.264	115.5	54.782	79.38	1.403	15:54:42.051	
13 -	20.911	75.3	15.053	79.3	17.766	119.4	53.730	80.93	0.351	15:55:35.781	
14 -	20.840	79.1	15.087	75.3	18.096	117.5	54.023	80.49	0.644	15:56:29.804	
15 -	20.691	76.4	15.096	76.7	17.836	118.5	53.623	81.09	0.244	15:57:23.427	
16 -	20.777	78.3	14.895	82.3	17.806	117.3	53.478	(2) 81.31	0.099	15:58:16.905	
17 -	21.001	77.4	14.935	81.6	17.578	117.9	53.514	(3) 81.26	0.135	15:59:10.419	
18 -	20.819	73.6	15.331	81.9	17.726	117.1	53.876	80.71	0.497	16:00:04.295	
19 -	21.010	77.0	14.957	81.3	17.683	117.1	53.650	81.05	0.271	16:00:57.945	
20 -	21.108	76.1	14.913	80.6	17.882	115.1	53.903	80.67	0.524	16:01:51.848	
21 -	21.110	76.9	15.379	83.6	18.085	116.7	54.574	79.68	1.195	16:02:46.422	
22 -	21.726	74.9	15.066	81.9	17.689	117.7	54.481	79.81	1.102	16:03:40.903	
23 -	20.981	77.3	15.128	81.1	17.993	117.1	54.102	80.37	0.723	16:04:35.005	
24 -	20.939	75.7	14.887	83.1	17.553	119.4	53.379	(1) 81.46		16:05:28.384	

P20 90		Greg GREENWOOD					Luyten Honda - FPW Racing				
LAP		SECTOR 1	SECTOR 2		SECTOR 3		LAP TIME	MPH	DIFF	TIME OF DAY	
1 -	OUTLAP	63.2	17.152	76.6	19.064	117.5	1:02.388	69.70	8.676	15:41:05.668	
2 -	22.273	75.6	15.761	75.8	18.507	118.5	56.541	76.91	2.829	15:42:02.209	
3 -	21.520	76.5	16.562	76.6	18.128	120.4	56.210	77.36	2.498	15:42:58.419	
4 -	22.234	74.8	16.219	73.5	18.073	118.7	56.526	76.93	2.814	15:43:54.945	
5 -	22.026	76.2	15.384	78.0	18.119	118.5	55.529	78.31	1.817	15:44:50.474	
6 -	21.917	75.4	15.808	74.1	18.482	116.9	56.207	77.36	2.495	15:45:46.681	
7 -	21.262	76.6	15.631	75.1	18.194	117.5	55.087	78.94	1.375	15:46:41.768	
8 -	21.659	75.1	16.262	76.3	19.408	116.3	57.329	75.85	3.617	15:47:39.097	
9 -	21.172	76.6	15.309	74.8	18.140	116.5	54.621	79.61	0.909	15:48:33.718	
10 -	21.193	76.5	15.296	77.6	18.061	116.3	54.550	79.71	0.838	15:49:28.268	
11 -	20.946	76.3	15.022	78.2	18.019	116.9	53.987	80.54	0.275	15:50:22.255	
12 -	22.107	74.3	15.283	76.7	18.126	116.9	55.516	78.33	1.804	15:51:17.771	
13 -	20.988	76.9	15.443	77.8	18.037	117.7	54.468	79.83	0.756	15:52:12.239	
14 -	21.111	76.4	15.696	74.5	18.254	118.1	55.061	78.97	1.349	15:53:07.300	
15 -	21.187	75.6	15.780	76.2	18.219	117.9	55.186	78.79	1.474	15:54:02.486	
16 -	21.436	75.4	15.455	80.3	18.221	117.3	55.112	78.90	1.400	15:54:57.598	
17 -	21.480	75.0	15.556	80.0	18.248	117.3	55.284	78.65	1.572	15:55:52.882	
18 -	21.492	73.3	15.344	80.0	17.939	116.5	54.775	79.39	1.063	15:56:47.657	
19 -	21.322	75.6	15.400	77.6	18.639	116.1	55.361	78.54	1.649	15:57:43.018	
20 -	21.106	75.8	15.253	78.0	17.847	118.9	54.206	80.22	0.494	15:58:37.224	
21 -	20.798	76.1	15.753	78.7	17.859	117.9	54.410	79.92	0.698	15:59:31.634	
22 -	20.954	74.9	15.397	81.7	17.912	116.3	54.263	80.13	0.551	16:00:25.897	
23 -	20.914	76.4	15.026	80.4	17.772	117.9	53.712	(1) 80.96		16:01:19.609	
24 -	20.869	76.8	15.005	79.4	17.953	115.7	53.827	(2) 80.78	0.115	16:02:13.436	
25 -	21.108	76.1	14.926	81.0	17.942	115.9	53.976	(3) 80.56	0.264	16:03:07.412	
26 -	20.960	75.7	15.079	80.4	18.097	115.1	54.136	80.32	0.424	16:04:01.548	
27 -	20.980	75.5	15.101	80.6	18.106	115.1	54.187	80.25	0.475	16:04:55.735	
28 -	20.996	74.2	15.524	75.5	18.527	114.3	55.047	78.99	1.335	16:05:50.782	

P21 13 M3		Sam BURMAN					Honda - WNT / Burman Racing				
LAP		SECTOR 1	SECTOR 2		SECTOR 3		LAP TIME	MPH	DIFF	TIME OF DAY	
1 -	22.122	78.0	15.944	73.8	18.553	119.1	56.619	76.80	2.873	15:42:00.554	
2 -	22.351	77.4	16.523	73.1	18.367	120.6	57.241	75.97	3.495	15:42:57.795	

Weather / Track : Bright / Dry

Brands Hatch Indy
Circuit Length = 1.2079 miles
Start: 15:40 Flag 16:05 End: 16:06

MCRCB BULLETIN TK048

2014 MCE British Superbike Championship - Round 1

2014 Motul British Motostar Championship

FREE PRACTICE 1 - SECTOR ANALYSIS

SECTOR 1 = FL to I1, SECTOR 2 = I1 to I2, SECTOR 3 = I2 to FL, DIFF = Difference To Personal Best Lap

3 -	22.691	76.8	15.915	78.2	18.207	120.6	56.813	76.54	3.067	15:43:54.608
4 -	21.829	77.3	15.550	76.6	18.271	119.4	55.650	78.14	1.904	15:44:50.258
5 -	21.761	76.5	15.743	73.7	18.250	119.1	55.754	77.99	2.008	15:45:46.012
6 -	21.642	78.0	15.430	76.7	18.271	118.1	55.343	78.57	1.597	15:46:41.355
7 -	21.738	78.0	15.263	80.1	18.133	119.8	55.134	78.87	1.388	15:47:36.489
8 -	22.183	77.5	15.336	77.8	18.000	118.9	55.519	78.32	1.773	15:48:32.008
9 -	21.409	78.3	15.258	77.4	17.989	119.1	54.656	79.56	0.910	15:49:26.664
10 -	21.485	77.9	15.253	79.4	18.062	118.9	54.800	79.35	1.054	15:50:21.464
11 -	21.647	76.0	15.297	79.1	17.965	119.1	54.909	79.19	1.163	15:51:16.373
12 -	21.489	78.2	15.167	79.0	17.957	119.8	54.613	79.62	0.867	15:52:10.986
13 -	21.958	77.1	15.703	74.8	IN PIT		2:40.324	P 27.12	1:46.578	15:54:51.310
14 -	OUTLAP	71.2	16.318	73.4	18.428	119.4	1:00.182	72.25	6.436	15:55:51.492
15 -	21.642	78.1	15.367	77.9	17.689	120.2	54.698	79.50	0.952	15:56:46.190
16 -	21.033	78.3	14.990	80.0	17.729	121.1	53.752	(2) 80.90	0.006	15:57:39.942
17 -	21.154	78.3	16.186	76.6	18.740	118.7	56.080	77.54	2.334	15:58:36.022
18 -	21.253	78.0	15.757	75.0	17.921	120.4	54.931	79.16	1.185	15:59:30.953
19 -	21.147	77.3	15.145	80.1	17.751	119.1	54.043	(3) 80.46	0.297	16:00:24.996
20 -	21.117	77.7	15.084	79.1	17.893	120.2	54.094	80.38	0.348	16:01:19.090
21 -	21.110	78.9	14.839	81.0	17.797	118.7	53.746	(1) 80.91		16:02:12.836
22 -	21.284	78.6	14.885	80.0	17.976	117.9	54.145	80.31	0.399	16:03:06.981
23 -	21.517	78.1	15.232	79.1	17.947	120.2	54.696	79.50	0.950	16:04:01.677
24 -	21.406	78.1	15.093	76.0	17.892	119.6	54.391	79.95	0.645	16:04:56.068
25 -	21.469	77.9	15.722	75.7	18.214	115.3	55.405	78.48	1.659	16:05:51.473

P22		6		Taz TAYLOR		Luyten Honda - FPW Racing / Hookless Holidays				
LAP	SECTOR 1		SECTOR 2		SECTOR 3		LAP TIME	MPH	DIFF	TIME OF DAY
1 -	21.594	78.4	15.844	73.2	18.157	119.8	55.595	78.21	1.806	15:41:56.595
2 -	21.531	80.5	15.410	77.1	17.939	119.8	54.880	(3) 79.23	1.091	15:42:51.475
3 -	21.739	75.6	15.135	77.8	17.722	120.9	54.596	(2) 79.65	0.807	15:43:46.071
4 -	21.056	80.2	14.996	77.6	17.737	120.4	53.789	(1) 80.84		15:44:39.860
5 -	21.062	79.3	15.258	78.4	22.250	48.3	58.570	74.24	4.781	15:45:38.430

P23		19		Kai JOHNSON		Nykos - Kinpac Racing				
LAP	SECTOR 1		SECTOR 2		SECTOR 3		LAP TIME	MPH	DIFF	TIME OF DAY
1 -	OUTLAP	62.6	17.184	72.9	19.675	111.8	1:01.734	70.44	7.862	15:51:21.261
2 -	22.644	64.8	16.250	75.8	19.068	111.2	57.962	75.02	4.090	15:52:19.223
3 -	22.190	75.6	15.445	77.1	18.709	112.0	56.344	77.17	2.472	15:53:15.567
4 -	21.246	77.2	15.147	81.0	18.265	113.5	54.658	79.56	0.786	15:54:10.225
5 -	21.285	76.9	15.170	80.1	18.225	113.5	54.680	79.52	0.808	15:55:04.905
6 -	21.214	77.9	15.128	78.0	19.569	108.4	55.911	77.77	2.039	15:56:00.816
7 -	21.675	76.7	15.326	80.3	18.154	112.4	55.155	78.84	1.283	15:56:55.971
8 -	21.216	76.8	14.958	80.9	18.091	111.6	54.265	(3) 80.13	0.393	15:57:50.236
9 -	21.456	77.4	14.805	81.3	18.035	113.7	54.296	80.09	0.424	15:58:44.532
10 -	21.118	78.0	14.917	81.3	17.943	112.5	53.978	(2) 80.56	0.106	15:59:38.510
11 -	20.840	76.9	14.847	81.9	18.185	111.1	53.872	(1) 80.72		16:00:32.382
12 -	21.070	78.4	14.570	82.6	19.954	107.8	55.594	78.22	1.722	16:01:27.976
13 -	21.515	71.0	15.034	83.3	17.909	110.5	54.458	79.85	0.586	16:02:22.434
14 -	20.798	77.6	15.080	79.1	18.555	107.8	54.433	79.88	0.561	16:03:16.867
15 -	21.498	75.8	15.349	78.9	18.532	108.7	55.379	78.52	1.507	16:04:12.246
16 -	21.573	76.4	15.281	78.7	18.450	108.5	55.304	78.63	1.432	16:05:07.550

P24		43		Arnie SHELTON		Honda - e3 motorsport with Shelton Racing				
LAP	SECTOR 1		SECTOR 2		SECTOR 3		LAP TIME	MPH	DIFF	TIME OF DAY
1 -	OUTLAP	70.5	16.931	76.0	18.786	115.5	58.706	74.07	4.566	15:42:34.002
2 -	22.116	73.9	15.988	78.7	18.598	115.3	56.702	76.69	2.562	15:43:30.704
3 -	21.857	72.8	15.639	80.4	18.419	116.1	55.915	77.77	1.775	15:44:26.619
4 -	21.597	73.5	15.600	80.9	18.160	116.9	55.357	78.55	1.217	15:45:21.976
5 -	21.422	75.9	15.756	78.3	18.277	117.3	55.455	78.41	1.315	15:46:17.431
6 -	21.211	74.2	15.351	83.7	18.181	115.7	54.743	79.43	0.603	15:47:12.174
7 -	21.331	74.6	15.262	83.7	18.129	116.3	54.722	79.46	0.582	15:48:06.896
8 -	21.246	74.9	15.852	76.0	IN PIT		2:08.503	P 33.84	1:14.363	15:50:15.399
9 -	OUTLAP	74.8	15.710	79.0	18.535	116.3	56.309	77.22	2.169	15:51:11.708

Weather / Track : Bright / Dry

Brands Hatch Indy
Circuit Length = 1.2079 miles
Start: 15:40 Flag 16:05 End: 16:06

MCRCB BULLETIN TK048

2014 MCE British Superbike Championship - Round 1

2014 Motul British Motostar Championship

FREE PRACTICE 1 - SECTOR ANALYSIS

SECTOR 1 = FL to I1, SECTOR 2 = I1 to I2, SECTOR 3 = I2 to FL, DIFF = Difference To Personal Best Lap

P27 84 Daniel HERMANSSON		TSR Luyten - FPW Racing									
LAP	SECTOR 1	SECTOR 2			SECTOR 3		LAP TIME	MPH	DIFF	TIME OF DAY	
1 -	OUTLAP	69.9	18.162	63.5	20.060	113.3	1:06.289	65.60	11.411	15:41:10.885	
2 -	24.569	72.2	16.690	68.5	19.101	113.7	1:00.360	72.04	5.482	15:42:11.245	
3 -	23.432	73.8	16.324	70.6	18.769	113.5	58.525	74.30	3.647	15:43:09.770	
4 -	23.272	73.3	16.359	69.9	IN PIT		3:50.401	P 18.87	2:55.523	15:47:00.171	
5 -	OUTLAP	73.4	16.368	67.6	19.428	112.4	1:03.830	68.12	8.952	15:48:04.001	
6 -	23.487	74.0	15.939	70.5	18.648	112.4	58.074	74.88	3.196	15:49:02.075	
7 -	22.763	74.3	15.864	72.6	18.573	114.1	57.200	76.02	2.322	15:49:59.275	
8 -	22.123	76.7	15.474	73.3	18.305	113.5	55.902	77.78	1.024	15:50:55.177	
9 -	21.981	77.3	15.806	75.0	18.291	114.1	56.078	77.54	1.200	15:51:51.255	
10 -	21.703	76.4	15.741	73.1	18.980	113.7	56.424	77.07	1.546	15:52:47.679	
11 -	22.109	75.9	15.619	72.3	18.190	116.3	55.918	77.76	1.040	15:53:43.597	
12 -	21.695	76.3	15.450	73.7	18.185	115.5	55.330	78.59	0.452	15:54:38.927	
13 -	21.510	76.6	15.383	74.0	19.013	113.5	55.906	77.78	1.028	15:55:34.833	
14 -	21.444	76.4	15.320	73.1	18.165	114.7	54.929	(2) 79.16	0.051	15:56:29.762	
15 -	21.549	77.0	15.359	74.4	18.127	114.3	55.035	(3) 79.01	0.157	15:57:24.797	
16 -	21.438	77.0	15.278	76.3	18.162	111.4	54.878	(1) 79.24		15:58:19.675	
17 -	24.603	70.9	16.755	67.3	IN PIT		2:26.485	P 29.68	1:31.607	16:00:46.160	

P28 47 Jake ARCHER		Honda - ST Racing									
LAP	SECTOR 1	SECTOR 2			SECTOR 3		LAP TIME	MPH	DIFF	TIME OF DAY	
1 -	OUTLAP	69.4	17.693	62.0	20.382	112.5	1:05.520	66.37	10.516	15:41:11.538	
2 -	24.530	73.8	16.924	66.2	19.168	114.5	1:00.622	71.73	5.618	15:42:12.160	
3 -	23.059	75.2	16.290	73.9	18.822	113.7	58.171	74.75	3.167	15:43:10.331	
4 -	23.051	74.9	16.207	73.8	18.943	112.7	58.201	74.71	3.197	15:44:08.532	
5 -	22.470	74.8	15.775	76.0	18.780	113.1	57.025	76.25	2.021	15:45:05.557	
6 -	21.971	76.4	15.760	75.7	18.724	112.4	56.455	77.02	1.451	15:46:02.012	
7 -	22.453	69.0	15.640	76.2	18.612	112.4	56.705	76.68	1.701	15:46:58.717	
8 -	22.149	75.5	15.539	77.8	18.531	112.9	56.219	77.35	1.215	15:47:54.936	
9 -	22.136	71.9	15.568	77.9	18.444	112.2	56.148	77.44	1.144	15:48:51.084	
10 -	22.274	70.1	15.511	79.1	18.457	113.3	56.242	77.31	1.238	15:49:47.326	
11 -	22.264	70.2	15.482	77.5	18.554	114.5	56.300	77.23	1.296	15:50:43.626	
12 -	22.329	66.6	15.524	77.0	19.242	113.7	57.095	76.16	2.091	15:51:40.721	
13 -	21.743	75.6	15.283	76.4	18.355	114.5	55.381	78.52	0.377	15:52:36.102	
14 -	21.928	68.0	15.297	78.9	18.284	114.9	55.509	78.34	0.505	15:53:31.611	
15 -	21.699	76.1	15.280	77.8	18.276	115.1	55.255	78.70	0.251	15:54:26.866	
16 -	21.926	75.9	15.272	77.6	18.188	115.7	55.386	78.51	0.382	15:55:22.252	
17 -	21.793	74.4	15.747	69.0	18.631	115.7	56.171	77.41	1.167	15:56:18.423	
18 -	21.762	72.7	15.113	80.6	18.129	115.9	55.004	(1) 79.05		15:57:13.427	
19 -	21.838	68.9	15.248	75.9	18.609	114.1	55.695	78.07	0.691	15:58:09.122	
20 -	22.032	69.6	15.264	75.9	18.399	114.9	55.695	78.07	0.691	15:59:04.817	
21 -	21.818	72.5	15.603	74.0	18.246	114.5	55.667	78.11	0.663	16:00:00.484	
22 -	21.697	72.9	15.290	78.3	18.312	113.9	55.299	78.63	0.295	16:00:55.783	
23 -	21.705	76.1	15.271	77.0	18.422	112.5	55.398	78.49	0.394	16:01:51.181	
24 -	21.506	76.3	15.223	79.4	18.452	115.3	55.181	78.80	0.177	16:02:46.362	
25 -	22.128	74.7	15.232	78.6	18.219	113.7	55.579	78.24	0.575	16:03:41.941	
26 -	21.524	76.2	15.204	77.6	18.373	113.5	55.101	(3) 78.92	0.097	16:04:37.042	
27 -	21.618	71.0	15.249	79.4	18.172	113.9	55.039	(2) 79.00	0.035	16:05:32.081	

P29 100 Stephen CAMPBELL		Honda - Campbell Racing									
LAP	SECTOR 1	SECTOR 2			SECTOR 3		LAP TIME	MPH	DIFF	TIME OF DAY	
1 -	OUTLAP	64.8	19.371	60.7	19.976	111.4	1:05.906	65.98	10.345	15:41:34.742	
2 -	25.372	68.6	17.600	63.1	19.810	112.7	1:02.782	69.26	7.221	15:42:37.524	
3 -	22.695	72.8	16.529	69.4	19.179	112.2	58.403	74.45	2.842	15:43:35.927	
4 -	22.908	73.1	16.474	68.7	19.074	112.9	58.456	74.39	2.895	15:44:34.383	
5 -	22.051	74.2	16.071	71.0	18.722	112.9	56.844	76.50	1.283	15:45:31.227	
6 -	22.044	75.6	16.399	73.9	19.275	111.1	57.718	75.34	2.157	15:46:28.945	
7 -	22.610	76.4	17.128	70.3	18.568	113.5	58.306	74.58	2.745	15:47:27.251	
8 -	22.792	72.1	17.034	67.6	IN PIT		4:33.799	P 15.88	3:38.238	15:52:01.050	
9 -	OUTLAP	68.7	18.120	69.3	20.509	111.1	1:05.563	66.32	10.002	15:53:06.613	
10 -	22.752	70.5	15.868	71.9	19.443	112.4	58.063	74.89	2.502	15:54:04.676	

Weather / Track : Bright / Dry

Brands Hatch Indy
Circuit Length = 1.2079 miles
Start: 15:40 Flag 16:05 End: 16:06

MCRCB BULLETIN TK048

2014 MCE British Superbike Championship - Round 1

2014 Motul British Motostar Championship

FREE PRACTICE 1 - SECTOR ANALYSIS

SECTOR 1 = FL to I1, SECTOR 2 = I1 to I2, SECTOR 3 = I2 to FL, DIFF = Difference To Personal Best Lap

11 -	22.579	73.2	16.977	70.1	18.785	114.7	58.341	74.53	2.780	15:55:03.017
12 -	22.095	74.2	16.441	69.6	19.202	112.2	57.738	75.31	2.177	15:56:00.755
13 -	21.691	74.1	16.601	71.4	18.679	113.5	56.971	76.33	1.410	15:56:57.726
14 -	21.568	73.9	15.834	71.3	19.080	112.4	56.482	76.99	0.921	15:57:54.208
15 -	21.826	73.9	15.771	72.0	18.821	114.5	56.418	(3) 77.07	0.857	15:58:50.626
16 -	22.169	75.4	16.559	75.7	18.672	113.7	57.400	75.75	1.839	15:59:48.026
17 -	22.532	73.5	15.479	75.1	18.530	112.7	56.541	76.91	0.980	16:00:44.567
18 -	21.681	74.8	15.722	74.1	18.462	111.6	55.865	(2) 77.84	0.304	16:01:40.432
19 -	21.407	75.8	15.477	73.5	18.677	112.4	55.561	(1) 78.26		16:02:35.993
20 -	23.547	60.4	16.831	72.2	19.005	109.8	59.383	73.22	3.822	16:03:35.376

P30 45		Mark STRUDWICK		Honda - MTS Racing							
LAP	SECTOR 1	SECTOR 2	SECTOR 3	LAP TIME	MPH	DIFF	TIME OF DAY				
1 -	OUTLAP	70.6	17.561	70.9	19.727	108.4	1:03.923	68.02	8.243	15:41:35.578	
2 -	23.063	74.9	16.930	72.1	19.282	110.0	59.275	73.36	3.595	15:42:34.853	
3 -	22.037	76.0	16.337	73.7	19.205	109.6	57.579	75.52	1.899	15:43:32.432	
4 -	21.853	76.3	15.917	74.6	19.317	109.4	57.087	76.17	1.407	15:44:29.519	
5 -	22.011	70.7	16.022	77.0	19.228	108.9	57.261	75.94	1.581	15:45:26.780	
6 -	21.835	76.1	15.668	75.1	18.981	110.5	56.484	76.98	0.804	15:46:23.264	
7 -	21.906	76.6	15.682	75.4	18.924	110.9	56.512	76.95	0.832	15:47:19.776	
8 -	21.830	76.9	16.093	72.8	19.028	110.7	56.951	76.35	1.271	15:48:16.727	
9 -	21.594	76.1	15.881	71.4	IN PIT		2:50.159	P 25.55	1:54.479	15:51:06.886	
10 -	OUTLAP	72.4	16.283	72.8	19.123	111.1	1:03.935	68.01	8.255	15:52:10.821	
11 -	21.490	76.4	15.855	75.1	18.964	110.7	56.309	77.22	0.629	15:53:07.130	
12 -	22.283	76.2	16.030	74.0	18.854	111.8	57.167	76.06	1.487	15:54:04.297	
13 -	21.715	76.6	15.665	76.4	18.932	111.8	56.312	77.22	0.632	15:55:00.609	
14 -	21.651	77.4	15.588	78.6	18.585	112.4	55.824	77.89	0.144	15:55:56.433	
15 -	21.436	76.6	15.547	77.6	18.697	110.9	55.680	(1) 78.09		15:56:52.113	
16 -	21.434	75.6	15.654	74.6	18.713	110.9	55.801	(3) 77.93	0.121	15:57:47.914	
17 -	21.912	76.7	15.696	75.3	18.590	110.9	56.198	77.38	0.518	15:58:44.112	
18 -	21.795	77.2	16.027	75.7	18.708	111.6	56.530	76.92	0.850	15:59:40.642	
19 -	21.436	75.6	15.748	77.9	18.672	110.7	55.856	77.85	0.176	16:00:36.498	
20 -	21.391	74.9	15.571	72.3	18.969	108.7	55.931	77.74	0.251	16:01:32.429	
21 -	21.578	76.1	15.745	74.4	18.767	109.4	56.090	77.52	0.410	16:02:28.519	
22 -	21.386	74.4	15.603	76.2	18.740	109.2	55.729	(2) 78.03	0.049	16:03:24.248	
23 -	21.580	76.3	15.679	73.5	18.865	109.4	56.124	77.48	0.444	16:04:20.372	
24 -	21.671	76.4	15.702	75.8	18.762	108.9	56.135	77.46	0.455	16:05:16.507	

P31 44		Jake BAYFORD		Honda - Intek Adhesives by SGR Racing							
LAP	SECTOR 1	SECTOR 2	SECTOR 3	LAP TIME	MPH	DIFF	TIME OF DAY				
1 -	OUTLAP	58.0	19.377	64.0	23.025	86.9	1:10.330	61.83	14.519	15:41:56.789	
2 -	25.672	63.2	19.034	64.0	23.009	90.5	1:07.715	64.21	11.904	15:43:04.504	
3 -	25.224	65.5	17.858	69.1	22.152	91.4	1:05.234	66.66	9.423	15:44:09.738	
4 -	24.926	62.4	18.511	68.3	21.657	92.9	1:05.094	66.80	9.283	15:45:14.832	
5 -	24.740	63.8	17.316	73.8	20.213	100.7	1:02.269	69.83	6.458	15:46:17.101	
6 -	24.005	69.0	17.222	74.3	20.052	101.8	1:01.279	70.96	5.468	15:47:18.380	
7 -	22.667	74.7	16.864	70.6	19.467	106.3	58.998	73.70	3.187	15:48:17.378	
8 -	22.171	75.2	16.047	74.8	18.503	111.1	56.721	76.66	0.910	15:49:14.099	
9 -	21.996	74.0	15.803	77.8	IN PIT		2:26.700	P 29.64	1:30.889	15:51:40.799	
10 -	OUTLAP	73.4	16.680	74.8	IN PIT		2:18.279	P 31.44	1:22.468	15:53:59.078	
11 -	OUTLAP	62.2	16.741	75.1	19.085	111.6	1:10.546	61.64	14.735	15:55:09.624	
12 -	22.310	74.6	16.097	70.4	IN PIT		2:36.568	P 27.77	1:40.757	15:57:46.192	
13 -	OUTLAP	64.1	16.674	73.2	18.816	113.1	1:04.072	67.87	8.261	15:58:50.264	
14 -	22.254	72.7	16.191	72.8	19.008	113.3	57.453	75.68	1.642	15:59:47.717	
15 -	22.791	64.6	16.385	76.2	18.454	112.5	57.630	75.45	1.819	16:00:45.347	
16 -	22.361	66.0	16.328	76.4	18.591	110.0	57.280	75.91	1.469	16:01:42.627	
17 -	22.135	75.1	16.104	77.4	18.757	111.4	56.996	76.29	1.185	16:02:39.623	
18 -	21.894	76.2	15.657	79.1	18.449	111.2	56.000	(2) 77.65	0.189	16:03:35.623	
19 -	22.225	76.2	15.533	78.0	18.455	111.1	56.213	(3) 77.35	0.402	16:04:31.836	
20 -	21.877	75.8	15.594	77.2	18.340	113.3	55.811	(1) 77.91		16:05:27.647	

Weather / Track : Bright / Dry

Brands Hatch Indy
Circuit Length = 1.2079 miles
Start: 15:40 Flag 16:05 End: 16:06

MCRCB BULLETIN TK048

2014 MCE British Superbike Championship - Round 1

2014 Motul British Motostar Championship

FREE PRACTICE 1 - SECTOR ANALYSIS

SECTOR 1 = FL to I1, SECTOR 2 = I1 to I2, SECTOR 3 = I2 to FL, DIFF = Difference To Personal Best Lap

P32		7		Jamie ASHBY		Honda - JPA Racing / SP125				
LAP		SECTOR 1	SECTOR 2	SECTOR 3	LAP TIME	MPH	DIFF	TIME OF DAY		
1 -	OUTLAP	67.2	18.986	63.4	20.407	108.9	1:07.345	64.57	11.516	15:41:27.860
2 -	23.680	74.0	17.087	72.8	19.198	112.4	59.965	72.51	4.136	15:42:27.825
3 -	22.634	72.4	16.897	73.8	19.030	112.7	58.561	74.25	2.732	15:43:26.386
4 -	22.435	74.3	16.409	75.1	18.653	114.7	57.497	75.63	1.668	15:44:23.883
5 -	22.219	74.7	16.263	74.0	18.521	114.3	57.003	76.28	1.174	15:45:20.886
6 -	22.144	75.3	16.299	71.6	18.667	114.5	57.110	76.14	1.281	15:46:17.996
7 -	22.251	75.7	16.112	75.5	18.575	113.7	56.938	76.37	1.109	15:47:14.934
8 -	21.948	76.7	16.402	70.4	18.757	112.4	57.107	76.14	1.278	15:48:12.041
9 -	21.935	75.7	16.124	74.1	18.847	112.2	56.906	76.41	1.077	15:49:08.947
10 -	22.112	74.9	16.167	74.6	18.561	113.5	56.840	76.50	1.011	15:50:05.787
11 -	21.967	76.3	15.809	77.0	18.422	113.1	56.198	77.38	0.369	15:51:01.985
12 -	21.717	76.2	15.765	79.1	18.347	114.5	55.829 (1)	77.89		15:51:57.814
13 -	21.684	76.2	15.900	77.4	18.480	114.5	56.064	77.56	0.235	15:52:53.878
14 -	21.985	75.8	15.717	77.4	18.236	114.9	55.938 (3)	77.73	0.109	15:53:49.816
15 -	21.955	75.7	15.778	77.6	18.335	115.3	56.068	77.55	0.239	15:54:45.884
16 -	21.951	76.3	16.123	72.8	18.575	115.5	56.649	76.76	0.820	15:55:42.533
17 -	22.104	75.2	16.174	71.6	IN PIT		2:31.484 P	28.70	1:35.655	15:58:14.017
18 -	OUTLAP	71.5	17.030	69.9	18.879	114.7	1:02.101	70.02	6.272	15:59:16.118
19 -	22.124	75.7	16.232	75.8	18.360	115.1	56.716	76.67	0.887	16:00:12.834
20 -	21.817	75.9	15.769	75.4	18.366	112.5	55.952	77.72	0.123	16:01:08.786
21 -	21.672	75.5	15.751	77.4	18.413	111.1	55.836 (2)	77.88	0.007	16:02:04.622
22 -	21.734	75.2	15.808	75.9	18.441	110.9	55.983	77.67	0.154	16:03:00.605
23 -	22.030	76.5	16.050	75.5	18.532	112.2	56.612	76.81	0.783	16:03:57.217
24 -	21.973	74.9	16.229	71.6	18.996	111.2	57.198	76.02	1.369	16:04:54.415
25 -	21.909	74.3	16.151	74.1	18.477	114.3	56.537	76.91	0.708	16:05:50.952

P33		4		Louis VALLELEY		KTM - Cresswell Racing				
LAP		SECTOR 1	SECTOR 2	SECTOR 3	LAP TIME	MPH	DIFF	TIME OF DAY		
1 -							1:03.693	68.27	6.478	15:42:16.547
2 -							1:02.244	69.86	5.029	15:43:18.791
3 -							4:15.822	16.99	3:18.607	15:47:34.613
4 -							4:07.073	17.60	3:09.858	15:51:41.686
5 -							1:00.962	71.33	3.747	15:52:42.648
6 -							1:00.020	72.45	2.805	15:53:42.668
7 -							59.468	73.12	2.253	15:54:42.136
8 -							58.568	74.24	1.353	15:55:40.704
9 -							59.052	73.64	1.837	15:56:39.756
10 -							58.419	74.43	1.204	15:57:38.175
11 -							58.012	74.96	0.797	15:58:36.187
12 -							58.536	74.28	1.321	15:59:34.723
13 -							57.984 (3)	74.99	0.769	16:00:32.708
14 -							1:00.114	72.33	2.899	16:01:32.822
15 -							57.905 (2)	75.09	0.690	16:02:30.727
16 -							58.171	74.75	0.956	16:03:28.898
17 -							58.091	74.85	0.876	16:04:26.989
18 -							57.215 (1)	76.00		16:05:24.204

Weather / Track : Bright / Dry

Brands Hatch Indy
Circuit Length = 1.2079 miles
Start: 15:40 Flag 16:05 End: 16:06

MCRCB BULLETIN TK049**2014 MCE British Superbike Championship - Round 1****2014 Motul British Motostar Championship****FREE PRACTICE 1 - BEST SPEEDS**

POS	SECTOR 1			SECTOR 2			FINISH LINE		
	NO	NAME	MPH	NO	NAME	MPH	NO	NAME	MPH
1	76	Ryan SAXELBY	82.1	66	Joe IRVING	90.3	66	Joe IRVING	125.4
2	66	Joe IRVING	81.9	76	Ryan SAXELBY	87.8	42	James HOBSON	123.8
3	36	Jayson URIBE	81.3	36	Jayson URIBE	87.2	76	Ryan SAXELBY	123.5
4	34	Jordan WEAVING	80.8	17	James FLITCROFT	86.7	34	Jordan WEAVING	122.9
5	79	Chris TAYLOR	80.8	41	Milo WARD	86.3	17	James FLITCROFT	122.6
6	42	James HOBSON	80.7	12	Edward RENDELL	86.2	65	Josh OWENS	121.3
7	6	Taz TAYLOR	80.5	86	Charlie NESBITT	86.2	13	Sam BURMAN	121.1
8	72	Alex PERSSON	80.5	24	Daniel COSTILLA	86.0	79	Chris TAYLOR	121.1
9	86	Charlie NESBITT	80.5	35	Elliot LODGE	85.5	86	Charlie NESBITT	121.1
10	17	James FLITCROFT	79.5	69	Tom BOOTH-AMOS	85.5	142	Brian SLOOTEN	121.1
11	65	Josh OWENS	79.1	72	Alex PERSSON	85.2	6	Taz TAYLOR	120.9
12	25	Mike BROUWERS	79.1	25	Mike BROUWERS	84.8	90	Greg GREENWOOD	120.4
13	127	Georgina POLDEN	79.1	142	Brian SLOOTEN	84.5	24	Daniel COSTILLA	120.4
14	13	Sam BURMAN	78.9	64	Asher DURHAM	84.2	36	Jayson URIBE	120.2
15	142	Brian SLOOTEN	78.9	65	Josh OWENS	84.0	25	Mike BROUWERS	120.0
16	24	Daniel COSTILLA	78.6	164	Anthony ALONSO	83.9	127	Georgina POLDEN	119.4
17	19	Kai JOHNSON	78.4	43	Arnie SHELTON	83.7	72	Alex PERSSON	119.1
18	11	Joseph THOMAS	78.3	127	Georgina POLDEN	83.6	43	Arnie SHELTON	118.5
19	164	Anthony ALONSO	78.2	19	Kai JOHNSON	83.3	11	Joseph THOMAS	117.9
20	12	Edward RENDELL	77.9	34	Jordan WEAVING	83.3	12	Edward RENDELL	117.7
21	45	Mark STRUDWICK	77.4	42	James HOBSON	83.3	41	Milo WARD	117.7
22	84	Daniel HERMANSSON	77.3	90	Greg GREENWOOD	81.7	164	Anthony ALONSO	117.1
23	35	Elliot LODGE	76.9	13	Sam BURMAN	81.0	84	Daniel HERMANSSON	116.3
24	90	Greg GREENWOOD	76.9	79	Chris TAYLOR	80.7	35	Elliot LODGE	116.1
25	41	Milo WARD	76.8	47	Jake ARCHER	80.6	47	Jake ARCHER	115.9
26	7	Jamie ASHBY	76.7	11	Joseph THOMAS	80.3	7	Jamie ASHBY	115.5
27	43	Arnie SHELTON	76.5	7	Jamie ASHBY	79.1	100	Stephen CAMPBELL	114.7
28	47	Jake ARCHER	76.4	44	Jake BAYFORD	79.1	19	Kai JOHNSON	113.7
29	100	Stephen CAMPBELL	76.4	45	Mark STRUDWICK	78.6	44	Jake BAYFORD	113.3
30	44	Jake BAYFORD	76.2	6	Taz TAYLOR	78.4	45	Mark STRUDWICK	112.4
31	69	Tom BOOTH-AMOS	75.6	84	Daniel HERMANSSON	76.3	64	Asher DURHAM	111.6
32	64	Asher DURHAM	75.4	100	Stephen CAMPBELL	75.7	69	Tom BOOTH-AMOS	111.6
33									

Weather / Track : Bright / Dry

Brands Hatch Indy

Circuit Length = 1.2079 miles

Start: 15:40 Flag 16:05 End: 16:06

Results can be found at www.tsl-timing.com

Printed - 16:09 Friday, 18 April 2014

MCRCB BULLETIN TK050

2014 MCE British Superbike Championship - Round 1

2014 Motul British Motostar Championship

FREE PRACTICE 1 - BEST SECTORS

SECTOR 1			SECTOR 2			SECTOR 3			IDEAL / BEST COMPARISON						
POS	NO	NAME	TIME	NO	NAME	TIME	NO	NAME	TIME	POS	NO	NAME	IDEAL	BEST	DIFF
1	66	IRVING	19.681	66	IRVING	13.801	66	IRVING	16.785						
2	36	URIBE	19.745	17	FLITCROFT	14.027	76	SAXELBY	16.908	1	66	IRVING	50.267	50.573	0.306
3	76	SAXELBY	19.822	76	SAXELBY	14.049	36	URIBE	17.148	2	76	SAXELBY	50.779	50.939	0.160
4	17	FLITCROFT	19.887	72	PERSSON	14.137	17	FLITCROFT	17.189	3	36	URIBE	51.087	51.180	0.093
5	34	WEAVING	19.949	36	URIBE	14.194	86	NESBITT	17.199	4	17	FLITCROFT	51.103	51.248	0.145
6	79	TAYLOR	19.996	86	NESBITT	14.207	79	TAYLOR	17.208	5	34	WEAVING	51.551	51.616	0.065
7	24	COSTILLA	20.188	24	COSTILLA	14.247	42	HOBSON	17.283	6	86	NESBITT	51.648	52.035	0.387
8	65	OWENS	20.233	34	WEAVING	14.310	34	WEAVING	17.292	7	24	COSTILLA	51.842	52.071	0.229
9	86	NESBITT	20.242	12	RENDELL	14.351	65	OWENS	17.371	8	79	TAYLOR	51.904	52.051	0.147
10	42	HOBSON	20.246	41	WARD	14.426	24	COSTILLA	17.407	9	42	HOBSON	52.141	52.330	0.189
11	12	RENDELL	20.288	25	BROUWERS	14.483	72	PERSSON	17.480	10	72	PERSSON	52.145	52.317	0.172
12	35	LODGE	20.432	142	SLOOTEN	14.568	127	POLDEN	17.553	11	65	OWENS	52.182	52.367	0.185
13	11	THOMAS	20.445	19	JOHNSON	14.570	12	RENDELL	17.562	12	12	RENDELL	52.201	52.319	0.118
14	164	ALONSO	20.448	65	OWENS	14.578	41	WARD	17.562	13	41	WARD	52.541	52.576	0.035
15	142	SLOOTEN	20.449	164	ALONSO	14.597	142	SLOOTEN	17.620	14	25	BROUWERS	52.621	52.800	0.179
16	25	BROUWERS	20.472	42	HOBSON	14.612	25	BROUWERS	17.666	15	142	SLOOTEN	52.637	52.944	0.307
17	72	PERSSON	20.528	79	TAYLOR	14.700	164	ALONSO	17.667	16	164	ALONSO	52.712	52.994	0.282
18	41	WARD	20.553	11	THOMAS	14.703	13	BURMAN	17.689	17	11	THOMAS	52.921	52.921	0.000
19	127	POLDEN	20.691	35	LODGE	14.703	6	TAYLOR	17.722	18	35	LODGE	52.987	53.305	0.318
20	64	DURHAM	20.784	13	BURMAN	14.839	90	GREENWOOD	17.772	19	127	POLDEN	53.131	53.379	0.248
21	19	JOHNSON	20.798	64	DURHAM	14.872	11	THOMAS	17.773	20	19	JOHNSON	53.277	53.872	0.595
22	90	GREENWOOD	20.798	127	POLDEN	14.887	35	LODGE	17.852	21	90	GREENWOOD	53.496	53.712	0.216
23	69	BOOTH-AMOS	21.015	90	GREENWOOD	14.926	43	SHELTON	17.892	22	13	BURMAN	53.561	53.746	0.185
24	43	SHELTON	21.032	6	TAYLOR	14.996	19	JOHNSON	17.909	23	6	TAYLOR	53.774	53.789	0.015
25	13	BURMAN	21.033	69	BOOTH-AMOS	15.015	84	HERMANSSON	18.127	24	64	DURHAM	53.815	54.216	0.401
26	6	TAYLOR	21.056	43	SHELTON	15.069	47	ARCHER	18.129	25	43	SHELTON	53.993	54.140	0.147
27	45	STRUDWICK	21.386	47	ARCHER	15.113	64	DURHAM	18.159	26	69	BOOTH-AMOS	54.317	54.504	0.187
28	100	CAMPBELL	21.407	84	HERMANSSON	15.278	7	ASHBY	18.236	27	47	ARCHER	54.748	55.004	0.256
29	84	HERMANSSON	21.438	100	CAMPBELL	15.477	69	BOOTH-AMOS	18.287	28	84	HERMANSSON	54.843	54.878	0.035
30	47	ARCHER	21.506	44	BAYFORD	15.533	44	BAYFORD	18.340	29	100	CAMPBELL	55.346	55.561	0.215
31	7	ASHBY	21.672	45	STRUDWICK	15.547	100	CAMPBELL	18.462	30	45	STRUDWICK	55.518	55.680	0.162
32	44	BAYFORD	21.877	7	ASHBY	15.717	45	STRUDWICK	18.585	31	7	ASHBY	55.625	55.829	0.204
33										32	44	BAYFORD	55.750	55.811	0.061
										33	4	VALLELEY		57.215	

Weather / Track : Bright / Dry

Results can be found at www.tsl-timing.com

Brands Hatch Indy
 Circuit Length = 1.2079 miles
 Start: 15:40 Flag 16:05 End: 16:06

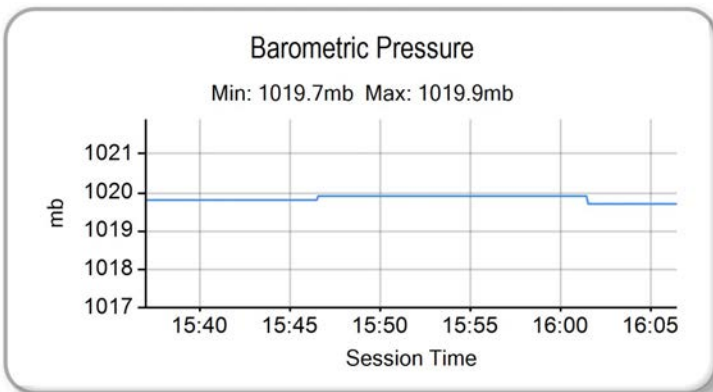
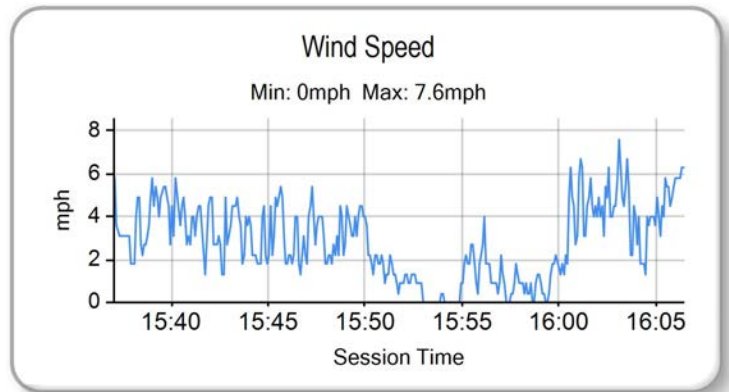
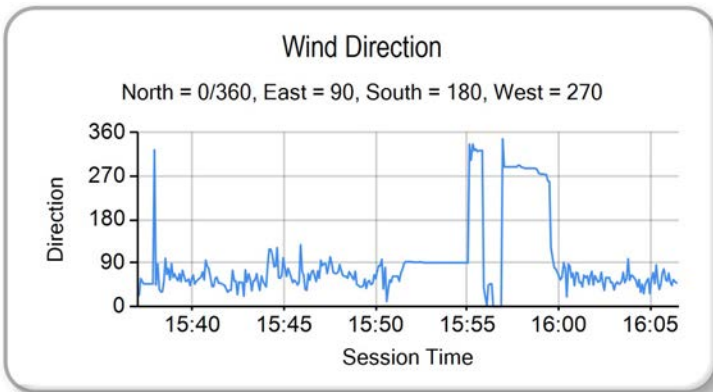
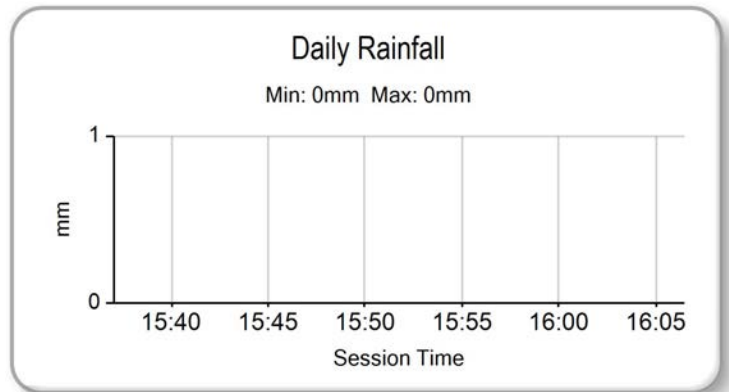
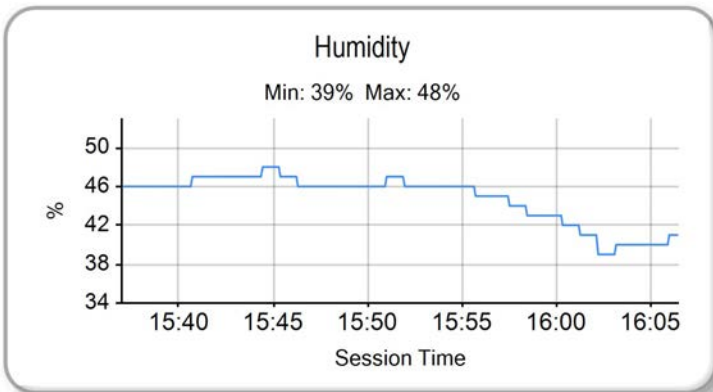
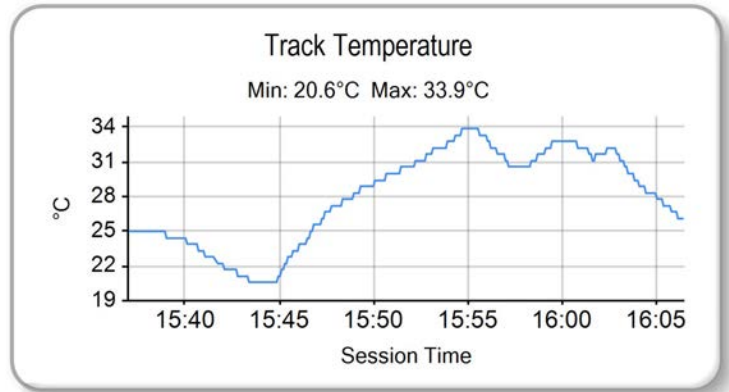
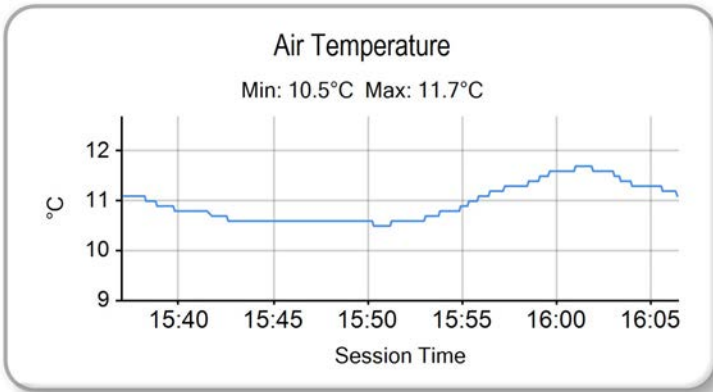
Printed - 16:10 Friday, 18 April 2014

MCRCB BULLETIN TK051

2014 MCE British Superbike Championship - Round 1

2014 Motul British Motostar Championship

FREE PRACTICE 1 - WEATHER CONDITIONS



Weather / Track : Bright / Dry

Brands Hatch Indy
Circuit Length = 1.2079 miles
Start: 15:40 Flag 16:05 End: 16:06

Results can be found at www.tsl-timing.com

Printed - 16:10 Friday, 18 April 2014



POS	NO	CL	PIC NAME	ENTRY	TIME	ON	LAPS	GAP	DIFF	MPH
1	36	M3	1 Jayson URIBE	Honda - FPW Racing / RSR	50.988	15	22			85.28
2	76		1 Ryan SAXELBY	Honda - RS Racing	51.453	20	21	0.465	0.465	84.51
3	86	M3	2 Charlie NESBITT	Repli-Cast - Repli-Cast UK	51.599	17	23	0.611	0.146	84.27
4	12		2 Edward RENDELL	Honda - Banks Racing	51.624	17	18	0.636	0.025	84.23
5	17		3 James FLITCROFT	Nykos - Kinpac Racing	51.700	17	18	0.712	0.076	84.11
6	66	M3	3 Joe IRVING	KTM - Redline KTM	52.011	6	8	1.023	0.311	83.60
7	41		4 Milo WARD	Luyten Honda - FPW Racing	52.084	20	22	1.096	0.073	83.49
8	72		5 Alex PERSSON	Honda - PWR / Nordgren Racing	52.205	11	11	1.217	0.121	83.29
9	79	M3	4 Chris TAYLOR	Honda - Ducati Coventry	52.318	20	20	1.330	0.113	83.11
10	34	M3	5 Jordan WEAVING	KTM - Jordan Racing / Burkert	52.387	9	20	1.399	0.069	83.00
11	6		6 Taz TAYLOR	Luyten Honda - FPW Racing / Hookless Holidays	52.545	21	22	1.557	0.158	82.75
12	42	M3	6 James HOBSON	Honda - RS Racing	52.708	21	21	1.720	0.163	82.50
13	164		7 Anthony ALONSO	Honda - SP125 / BARF Racing	52.741	15	22	1.753	0.033	82.45
14	24	M3	7 Daniel COSTILLA	Repli-Cast - Repli-Cast UK	52.760	5	5	1.772	0.019	82.42
15	69	M3	8 Tom BOOTH-AMOS	BMS Pre M3 - FAB Racing BMS Pre Moto3	52.926	17	17	1.938	0.166	82.16
16	127	M3	9 Georgina POLDEN	Honda - RS Racing	52.952	14	19	1.964	0.026	82.12
17	35		8 Elliot LODGE	Honda - SP125 / Spike Racing	53.031	19	19	2.043	0.079	82.00
18	25	M3	10 Mike BROUWERS	Honda - Joma / Brouwers Racing Team	53.110	13	21	2.122	0.079	81.87
19	65		9 Josh OWENS	Honda - RCD Motorsport	53.145	14	14	2.157	0.035	81.82
20	84		10 Daniel HERMANSSON	TSR Luyten - FPW Racing	53.161	19	21	2.173	0.016	81.80
21	142	M3	11 Brian SLOOTEN	Honda - Bakker Frames Holland	53.294	17	22	2.306	0.133	81.59
22	13	M3	12 Sam BURMAN	Honda - WNT / Burman Racing	53.361	18	21	2.373	0.067	81.49
23	19		11 Kai JOHNSON	Nykos - Kinpac Racing	53.701	22	22	2.713	0.340	80.97
24	64		12 Asher DURHAM	Honda - SP125Racing.com	53.853	21	21	2.865	0.152	80.74
25	47		13 Jake ARCHER	Honda - Jake Archer Racing	53.858	17	17	2.870	0.005	80.74
26	90		14 Greg GREENWOOD	Luyten Honda - FPW Racing	54.078	14	21	3.090	0.220	80.41
27	44		15 Jake BAYFORD	Honda - Intek Adhesives by SGR Racing	54.352	20	20	3.364	0.274	80.00
28	11		16 Joseph THOMAS	Honda - Moto UK Racing	54.680	10	16	3.692	0.328	79.52
29	45		17 Mark STRUDWICK	Honda - MTS Racing	55.038	17	18	4.050	0.358	79.01
30	43		18 Arnie SHELTON	Honda - e3 motorsport with Shelton Racing	55.486	5	5	4.498	0.448	78.37
31	4		19 Louis VALLELEY	KTM - Cresswell Racing	55.641	18	18	4.653	0.155	78.15

QUALIFYING LAPTIME (110.0% of 50.988) = 56.086

32	7		20 Jamie ASHBY	Honda - JPA Racing / SP125	56.628	14	20	5.640	0.987	76.79
33	100		21 Stephen CAMPBELL	Honda - Campbell Racing	57.709	5	7	6.721	1.081	75.35

Weather / Track : Sunny / Dry

These results are provisional until the conclusion of any judicial and technical matters.

Brands Hatch Indy

Circuit Length = 1.2079 miles

Start: 09:45 Flag 10:05 End: 10:06

Race Director :	Stewards :	Timekeeper :
-----------------	------------	--------------

Results can be found at www.britishsuperbike.com

Printed - 10:09 Saturday, 19 April 2014



MCRCB BULLETIN TK085

2014 MCE British Superbike Championship - Round 1

2014 Motul British Motostar Championship

FREE PRACTICE 2 - SECTOR ANALYSIS

SECTOR 1 = FL to I1, SECTOR 2 = I1 to I2, SECTOR 3 = I2 to FL, DIFF = Difference To Personal Best Lap

P1		36 M3		Jayson URIBE		Honda - FPW Racing / RSR				
LAP	SECTOR 1	SECTOR 2		SECTOR 3		LAP TIME	MPH	DIFF	TIME OF DAY	
1 -	OUTLAP	72.7	16.935	74.0	18.779	117.3	1:01.712	70.46	10.724	09:46:15.739
2 -	22.128	78.6	15.295	79.7	17.992	117.7	55.415	78.47	4.427	09:47:11.154
3 -	21.841	74.1	15.354	80.9	17.999	117.3	55.194	78.78	4.206	09:48:06.348
4 -	20.337	79.5	14.562	82.3	17.787	117.7	52.686	82.53	1.698	09:48:59.034
5 -	20.148	80.1	15.405	85.7	17.479	118.1	53.032	81.99	2.044	09:49:52.066
6 -	19.975	80.0	14.513	85.8	18.004	117.5	52.492	82.84	1.504	09:50:44.558
7 -	20.003	79.6	14.720	77.8	18.469	117.1	53.192	81.75	2.204	09:51:37.750
8 -	21.060	80.2	14.973	81.7	17.785	119.8	53.818	80.80	2.830	09:52:31.568
9 -	20.144	80.8	14.574	84.0	17.300	120.0	52.018	83.59	1.030	09:53:23.586
10 -	20.087	80.7	14.193	86.3	17.233	119.1	51.513 (2)	84.41	0.525	09:54:15.099
11 -	20.056	80.6	14.716	83.7	17.676	115.7	52.448	82.91	1.460	09:55:07.547
12 -	20.810	80.2	15.175	81.9	17.662	118.1	53.647	81.05	2.659	09:56:01.194
13 -	19.708	80.2	14.520	86.3	17.397	116.7	51.625 (3)	84.23	0.637	09:56:52.819
14 -	20.047	80.8	14.421	86.0	17.338	117.7	51.806	83.94	0.818	09:57:44.625
15 -	19.763	80.8	14.222	85.7	17.003	120.6	50.988 (1)	85.28		09:58:35.613
16 -	20.373	79.9	14.580	82.2	17.791	116.9	52.744	82.44	1.756	09:59:28.357
17 -	19.820	79.6	15.431	65.8	IN PIT		1:21.166 P	53.57	30.178	10:00:49.523
18 -	OUTLAP	77.9	15.308	84.8	17.403	118.5	55.178	78.81	4.190	10:01:44.701
19 -	19.836	80.3	14.689	81.1	17.522	117.5	52.047	83.55	1.059	10:02:36.748
20 -	20.099	80.3	14.320	84.0	17.387	117.1	51.806	83.94	0.818	10:03:28.554
21 -	20.201	78.5	15.860	76.8	17.803	117.3	53.864	80.73	2.876	10:04:22.418
22 -	20.896	79.6	14.458	84.0	17.393	117.5	52.747	82.44	1.759	10:05:15.165

P2		76		Ryan SAXELBY		Honda - RS Racing				
LAP	SECTOR 1	SECTOR 2		SECTOR 3		LAP TIME	MPH	DIFF	TIME OF DAY	
1 -	OUTLAP	68.6	17.247	73.4	19.083	111.1	1:00.605	71.75	9.152	09:46:45.480
2 -	23.874	71.6	15.917	77.6	19.168	107.3	58.959	73.75	7.506	09:47:44.439
3 -	21.910	76.4	15.781	80.0	18.247	111.6	55.938	77.73	4.485	09:48:40.377
4 -	21.621	78.0	15.864	75.5	19.343	108.5	56.828	76.52	5.375	09:49:37.205
5 -	21.337	79.4	14.916	74.1	18.062	122.2	54.315	80.06	2.862	09:50:31.520
6 -	20.278	78.9	14.642	83.7	17.147	122.6	52.067	83.51	0.614	09:51:23.587
7 -	20.446	80.3	14.339	83.4	17.277	120.6	52.062	83.52	0.609	09:52:15.649
8 -	20.355	79.4	14.676	82.8	17.451	119.6	52.482	82.85	1.029	09:53:08.131
9 -	20.200	79.4	14.367	85.0	17.342	119.8	51.909	83.77	0.456	09:54:00.040
10 -	20.947	79.6	14.522	84.7	17.334	120.0	52.803	82.35	1.350	09:54:52.843
11 -	21.572	76.6	15.177	79.8	17.620	117.5	54.369	79.98	2.916	09:55:47.212
12 -	20.314	80.0	14.855	77.4	IN PIT		2:01.491 P	35.79	1:10.038	09:57:48.703
13 -	OUTLAP	80.3	14.455	84.7	17.386	119.4	53.850	80.75	2.397	09:58:42.553
14 -	19.989	80.6	14.273	83.1	17.265	122.9	51.527 (2)	84.39	0.074	09:59:34.080
15 -	20.119	79.4	14.358	83.4	17.252	122.2	51.729	84.06	0.276	10:00:25.809
16 -	20.929	79.5	14.448	80.0	18.069	120.9	53.446	81.36	1.993	10:01:19.255
17 -	20.103	73.8	14.177	87.2	17.316	122.9	51.596 (3)	84.28	0.143	10:02:10.851
18 -	20.475	81.2	14.265	83.4	17.623	119.6	52.363	83.04	0.910	10:03:03.214
19 -	19.919	79.6	14.131	84.7	17.576	119.8	51.626	84.23	0.173	10:03:54.840
20 -	19.996	78.3	14.196	86.0	17.261	120.9	51.453 (1)	84.51		10:04:46.293
21 -	20.815	76.4	14.431	79.8	17.474	112.0	52.720	82.48	1.267	10:05:39.013

P3		86 M3		Charlie NESBITT		Repli-Cast - Repli-Cast UK				
LAP	SECTOR 1	SECTOR 2		SECTOR 3		LAP TIME	MPH	DIFF	TIME OF DAY	
1 -	OUTLAP	76.1	15.931	74.5	18.520	116.5	56.479	76.99	4.880	09:46:25.178
2 -	22.344	77.5	15.626	79.4	18.308	117.3	56.278	77.27	4.679	09:47:21.456
3 -	20.959	79.7	15.365	76.7	17.997	117.5	54.321	80.05	2.722	09:48:15.777
4 -	20.508	77.1	14.993	79.1	18.089	117.5	53.590	81.14	1.991	09:49:09.367
5 -	20.422	79.2	15.173	77.9	17.945	117.5	53.540	81.22	1.941	09:50:02.907
6 -	20.529	77.9	14.907	80.6	17.597	117.9	53.033	81.99	1.434	09:50:55.940
7 -	20.442	79.9	14.695	80.6	17.800	116.5	52.937	82.14	1.338	09:51:48.877
8 -	20.319	80.0	14.687	83.3	17.647	117.3	52.653	82.58	1.054	09:52:41.530
9 -	20.178	79.9	14.527	83.1	17.744	115.5	52.449	82.91	0.850	09:53:33.979
10 -	21.246	80.1	14.783	81.1	17.746	118.3	53.775	80.86	2.176	09:54:27.754
11 -	20.679	80.6	14.702	81.7	17.547	116.9	52.928	82.16	1.329	09:55:20.682

Weather / Track : Sunny / Dry

Brands Hatch Indy
Circuit Length = 1.2079 miles
Start: 09:45 Flag 10:05 End: 10:06

MCRCB BULLETIN TK085

2014 MCE British Superbike Championship - Round 1

2014 Motul British Motostar Championship

FREE PRACTICE 2 - SECTOR ANALYSIS

SECTOR 1 = FL to I1, SECTOR 2 = I1 to I2, SECTOR 3 = I2 to FL, DIFF = Difference To Personal Best Lap

12 -	21.682	80.5	14.974	78.4	17.696	115.9	54.352	80.00	2.753	09:56:15.034
13 -	20.229	79.7	14.475	84.2	17.760	115.3	52.464	82.88	0.865	09:57:07.498
14 -	20.377	79.9	14.468	83.7	17.329	118.3	52.174	83.34	0.575	09:57:59.672
15 -	20.319	80.1	14.742	83.4	17.572	114.5	52.633	82.62	1.034	09:58:52.305
16 -	20.129	79.4	14.351	84.0	17.436	116.1	51.916	83.76	0.317	09:59:44.221
17 -	19.882	79.9	14.434	85.5	17.283	116.1	51.599 (1)	84.27		10:00:35.820
18 -	20.063	77.4	14.476	82.3	17.503	116.1	52.042	83.55	0.443	10:01:27.862
19 -	19.983	79.4	14.345	84.8	17.383	116.9	51.711 (2)	84.09	0.112	10:02:19.573
20 -	20.355	79.9	14.437	84.5	17.463	116.9	52.255	83.21	0.656	10:03:11.828
21 -	20.457	80.2	14.357	85.0	17.350	116.1	52.164	83.36	0.565	10:04:03.992
22 -	20.162	79.4	14.418	84.5	17.312	116.7	51.892 (3)	83.80	0.293	10:04:55.884
23 -	20.117	79.8	14.451	83.1	17.377	116.1	51.945	83.71	0.346	10:05:47.829

P4 12		Edward RENDELL			Honda - Banks Racing						
LAP		SECTOR 1	SECTOR 2	SECTOR 3	LAP TIME	MPH	DIFF	TIME OF DAY			
1 -	OUTLAP	73.8	15.576	71.3	18.910	113.3	57.985	74.99	6.361	09:46:12.818	
2 -		21.550	75.8	14.725	84.5	18.129	115.9	54.404	79.93	2.780	09:47:07.222
3 -		20.889	76.5	14.507	86.0	18.009	115.9	53.405	81.42	1.781	09:48:00.627
4 -		20.732	76.4	14.536	82.5	IN PIT		4:26.243 P	16.33	3:34.619	09:52:26.870
5 -	OUTLAP	75.6	14.831	86.8	18.146	115.5	54.934	79.16	3.310	09:53:21.804	
6 -		20.666	77.5	14.374	84.2	17.900	116.3	52.940	82.14	1.316	09:54:14.744
7 -		20.228	77.4	14.341	84.2	18.270	115.1	52.839	82.29	1.215	09:55:07.583
8 -		20.562	78.8	14.349	86.8	17.969	113.7	52.880	82.23	1.256	09:56:00.463
9 -		20.368	77.3	14.229	88.0	17.803	114.1	52.400	82.98	0.776	09:56:52.863
10 -		20.388	78.5	14.218	86.2	IN PIT		1:44.907 P	41.45	53.283	09:58:37.770
11 -	OUTLAP	77.2	14.353	84.7	17.815	116.3	56.101	77.51	4.477	09:59:33.871	
12 -		20.207	77.7	14.168	86.8	17.641	117.7	52.016	83.60	0.392	10:00:25.887
13 -		20.697	77.4	14.410	78.3	18.045	115.7	53.152	81.81	1.528	10:01:19.039
14 -		20.061	78.3	14.062	88.9	17.585	117.9	51.708 (2)	84.09	0.084	10:02:10.747
15 -		20.152	78.0	14.086	88.9	17.724	115.1	51.962 (3)	83.68	0.338	10:03:02.709
16 -		20.203	74.8	14.116	77.2	17.952	115.3	52.271	83.19	0.647	10:03:54.980
17 -		20.094	77.9	14.050	86.5	17.480	118.7	51.624 (1)	84.23		10:04:46.604
18 -		20.104	78.0	14.136	87.3	17.846	114.7	52.086	83.48	0.462	10:05:38.690

P5 17		James FLITCROFT			Nykos - Kinpac Racing						
LAP		SECTOR 1	SECTOR 2	SECTOR 3	LAP TIME	MPH	DIFF	TIME OF DAY			
1 -	OUTLAP	61.0	17.160	74.3	22.605	107.3	1:05.155	66.74	13.455	09:46:27.660	
2 -		22.265	75.1	16.018	75.1	18.480	119.8	56.763	76.60	5.063	09:47:24.423
3 -		22.174	75.6	15.102	79.7	17.902	119.6	55.178	78.81	3.478	09:48:19.601
4 -		21.293	76.6	15.482	77.8	18.062	118.1	54.837	79.30	3.137	09:49:14.438
5 -		20.875	77.8	14.625	82.8	17.720	118.5	53.220	81.70	1.520	09:50:07.658
6 -		20.350	78.4	14.400	84.0	17.796	117.5	52.546	82.75	0.846	09:51:00.204
7 -		20.539	78.1	14.699	80.7	17.694	117.3	52.932	82.15	1.232	09:51:53.136
8 -		20.457	77.5	14.285	85.8	17.542	117.7	52.284	83.17	0.584	09:52:45.420
9 -		20.294	78.6	14.391	82.6	17.543	117.7	52.228	83.26	0.528	09:53:37.648
10 -		20.242	78.7	14.965	79.8	17.615	117.1	52.822	82.32	1.122	09:54:30.470
11 -		20.120	79.0	14.358	85.5	17.634	120.6	52.112	83.44	0.412	09:55:22.582
12 -		22.136	78.0	15.889	79.8	IN PIT		4:35.606 P	15.77	3:43.906	09:59:58.188
13 -	OUTLAP	73.3	15.172	81.9	17.944	118.3	59.972	72.51	8.272	10:00:58.160	
14 -		20.315	78.5	14.316	76.3	17.685	118.3	52.316	83.12	0.616	10:01:50.476
15 -		19.977	78.4	13.814	1864.1	18.043	118.1	51.834 (3)	83.89	0.134	10:02:42.310
16 -		20.102	79.0	14.160	83.1	17.507	118.3	51.769 (2)	84.00	0.069	10:03:34.079
17 -		19.919	78.6	14.175	87.8	17.606	120.4	51.700 (1)	84.11		10:04:25.779
18 -		20.587	76.3	14.833	82.5	17.661	117.7	53.081	81.92	1.381	10:05:18.860

P6 66 M3		Joe IRVING			KTM - Redline KTM						
LAP		SECTOR 1	SECTOR 2	SECTOR 3	LAP TIME	MPH	DIFF	TIME OF DAY			
1 -		21.982	78.9	15.075	80.4	18.064	121.5	55.121	78.89	3.110	09:46:55.821
2 -		22.401	78.8	14.950	83.0	17.844	120.9	55.195	78.78	3.184	09:47:51.016
3 -		21.036	79.0	14.570	83.1	17.902	121.3	53.508 (3)	81.27	1.497	09:48:44.524
4 -		21.840	80.7	14.830	80.7	17.631	122.6	54.301	80.08	2.290	09:49:38.825
5 -		20.423	80.2	14.487	85.7	17.595	121.7	52.505 (2)	82.82	0.494	09:50:31.330

Weather / Track : Sunny / Dry

Brands Hatch Indy
Circuit Length = 1.2079 miles
Start: 09:45 Flag 10:05 End: 10:06

MCRCB BULLETIN TK085

2014 MCE British Superbike Championship - Round 1

2014 Motul British Motostar Championship

FREE PRACTICE 2 - SECTOR ANALYSIS

SECTOR 1 = FL to I1, SECTOR 2 = I1 to I2, SECTOR 3 = I2 to FL, DIFF = Difference To Personal Best Lap

6 -	20.188	80.7	14.234	86.8	17.589	120.2	52.011 (1)	83.60		09:51:23.341	
7 -	21.059	80.7	14.920	77.0	IN PIT		2:27.750	P	29.43	1:35.739	09:53:51.091
8 -	OUTLAP	64.7	15.535	85.8	17.806	121.1	1:02.782		69.26	10.771	09:54:53.873

P7 41 Milo WARD		Luyten Honda - FPW Racing									
LAP	SECTOR 1	SECTOR 2			SECTOR 3		LAP TIME	MPH	DIFF	TIME OF DAY	
1 -	OUTLAP	62.3	16.902	72.0	19.810	111.8	1:02.404	69.68	10.320	09:46:55.407	
2 -	22.493	73.1	15.547	77.9	18.242	113.9	56.282	77.26	4.198	09:47:51.689	
3 -	21.495	76.2	14.929	81.3	18.037	114.7	54.461	79.84	2.377	09:48:46.150	
4 -	20.995	77.9	15.399	70.6	18.235	115.1	54.629	79.60	2.545	09:49:40.779	
5 -	20.787	77.0	14.902	73.5	18.245	116.1	53.934	80.62	1.850	09:50:34.713	
6 -	20.500	77.4	15.059	76.0	18.457	113.3	54.016	80.50	1.932	09:51:28.729	
7 -	20.910	77.5	14.523	83.7	17.911	113.1	53.344	81.52	1.260	09:52:22.073	
8 -	20.899	76.6	14.553	85.3	17.997	112.9	53.449	81.35	1.365	09:53:15.522	
9 -	20.654	76.9	15.375	74.9	18.311	111.1	54.340	80.02	2.256	09:54:09.862	
10 -	20.959	77.2	14.475	85.0	18.044	111.6	53.478	81.31	1.394	09:55:03.340	
11 -	23.807	46.6	16.634	83.4	17.972	115.1	58.413	74.44	6.329	09:56:01.753	
12 -	20.343	77.5	14.346	84.8	17.850	113.3	52.539	82.76	0.455	09:56:54.292	
13 -	20.494	77.7	14.345	85.2	17.690	114.1	52.529 (3)	82.78	0.445	09:57:46.821	
14 -	20.424	77.6	14.333	84.2	18.129	112.7	52.886	82.22	0.802	09:58:39.707	
15 -	20.641	77.6	14.443	85.2	17.728	114.1	52.812	82.34	0.728	09:59:32.519	
16 -	20.407	77.3	14.291	85.2	17.640	115.7	52.338 (2)	83.08	0.254	10:00:24.857	
17 -	20.388	77.8	15.148	83.3	17.750	112.9	53.286	81.60	1.202	10:01:18.143	
18 -	20.512	77.1	14.324	88.2	17.725	113.5	52.561	82.73	0.477	10:02:10.704	
19 -	20.386	78.1	14.630	81.0	17.777	116.9	52.793	82.37	0.709	10:03:03.497	
20 -	20.234	77.4	14.201	86.2	17.649	115.7	52.084 (1)	83.49		10:03:55.581	
21 -	20.453	76.9	15.075	83.1	17.842	114.9	53.370	81.48	1.286	10:04:48.951	
22 -	20.216	77.0	14.635	83.3	18.003	114.3	52.854	82.27	0.770	10:05:41.805	

P8 72 Alex PERSSON		Honda - PWR / Nordgren Racing									
LAP	SECTOR 1	SECTOR 2			SECTOR 3		LAP TIME	MPH	DIFF	TIME OF DAY	
1 -	22.361	77.8	15.379	77.0	18.254	115.7	55.994	77.66	3.789	09:46:58.044	
2 -	20.993	78.7	15.156	78.2	18.108	116.3	54.257	80.14	2.052	09:47:52.301	
3 -	21.147	79.7	15.736	80.6	18.037	115.9	54.920	79.18	2.715	09:48:47.221	
4 -	21.076	75.6	15.165	77.0	18.324	114.5	54.565	79.69	2.360	09:49:41.786	
5 -	21.388	80.0	15.074	78.9	IN PIT		10:22.125	P	6.98	9:29.920	10:00:03.911
6 -	OUTLAP	75.6	15.697	77.6	18.354	115.1	58.349	74.52	6.144	10:01:02.260	
7 -	21.252	78.7	14.705	80.7	17.799	116.7	53.756	80.89	1.551	10:01:56.016	
8 -	20.558	79.9	15.201	80.3	18.165	114.9	53.924	80.64	1.719	10:02:49.940	
9 -	20.453	79.9	14.412	82.5	17.930	115.1	52.795 (3)	82.36	0.590	10:03:42.735	
10 -	20.757	79.6	14.360	80.9	17.639	115.7	52.756 (2)	82.42	0.551	10:04:35.491	
11 -	20.206	80.5	14.265	82.3	17.734	115.5	52.205 (1)	83.29		10:05:27.696	

P9 79 M3 Chris TAYLOR		Honda - Ducati Coventry									
LAP	SECTOR 1	SECTOR 2			SECTOR 3		LAP TIME	MPH	DIFF	TIME OF DAY	
1 -	OUTLAP	75.5	16.824	67.9	19.340	116.3	1:01.445	70.77	9.127	09:46:04.657	
2 -	22.583	76.3	16.521	71.2	19.234	117.3	58.338	74.54	6.020	09:47:02.995	
3 -	22.181	78.0	15.722	74.1	18.170	118.3	56.073	77.55	3.755	09:47:59.068	
4 -	21.126	78.8	15.426	78.6	18.057	117.9	54.609	79.63	2.291	09:48:53.677	
5 -	20.936	79.4	15.237	78.2	17.873	119.6	54.046	80.46	1.728	09:49:47.723	
6 -	21.353	79.0	15.127	77.4	18.095	118.1	54.575	79.68	2.257	09:50:42.298	
7 -	20.445	80.2	15.056	77.8	18.241	116.3	53.742	80.91	1.424	09:51:36.040	
8 -	20.603	79.5	15.016	79.4	17.870	116.5	53.489	81.29	1.171	09:52:29.529	
9 -	20.561	79.0	15.455	75.9	17.990	117.5	54.006	80.52	1.688	09:53:23.535	
10 -	20.511	80.7	15.262	73.1	IN PIT		3:17.708	P	21.99	2:25.390	09:56:41.243
11 -	OUTLAP	77.5	15.645	74.5	17.992	116.7	57.763	75.28	5.445	09:57:39.006	
12 -	20.500	79.7	15.162	77.5	17.803	116.9	53.465	81.33	1.147	09:58:32.471	
13 -	20.265	79.4	14.793	81.0	17.486	118.1	52.544 (3)	82.76	0.226	09:59:25.015	
14 -	20.552	74.6	15.093	77.8	17.702	116.3	53.347	81.51	1.029	10:00:18.362	
15 -	20.569	80.1	14.760	80.3	17.633	116.5	52.962	82.10	0.644	10:01:11.324	
16 -	20.522	79.7	14.887	80.1	17.551	117.1	52.960	82.11	0.642	10:02:04.284	
17 -	20.245	80.6	14.749	80.4	17.470	118.1	52.464 (2)	82.88	0.146	10:02:56.748	

Brands Hatch Indy
 Circuit Length = 1.2079 miles
 Start: 09:45 Flag 10:05 End: 10:06

Weather / Track : Sunny / Dry

MCRCB BULLETIN TK085

2014 MCE British Superbike Championship - Round 1

2014 Motul British Motostar Championship

FREE PRACTICE 2 - SECTOR ANALYSIS

SECTOR 1 = FL to I1, SECTOR 2 = I1 to I2, SECTOR 3 = I2 to FL, DIFF = Difference To Personal Best Lap

18 -	20.429	80.2	14.914	79.4	17.444	119.6	52.787	82.38	0.469	10:03:49.535
19 -	20.586	79.3	14.827	80.1	17.509	120.9	52.922	82.17	0.604	10:04:42.457
20 -	20.299	80.2	14.559	80.0	17.460	118.7	52.318 (1)	83.11		10:05:34.775

P10		34 M3		Jordan WEAVING		KTM - Jordan Racing / Burkert				
LAP		SECTOR 1	SECTOR 2	SECTOR 3	LAP TIME	MPH	DIFF	TIME OF DAY		
1 -	OUTLAP	74.8	16.441	70.1	18.636	110.5	57.972	75.01	5.585	09:46:34.379
2 -	22.097	76.9	15.474	77.4	17.961	119.1	55.532	78.30	3.145	09:47:29.911
3 -	20.913	79.2	14.918	79.3	17.978	120.6	53.809	80.81	1.422	09:48:23.720
4 -	20.632	78.9	14.680	82.0	17.898	119.6	53.210	81.72	0.823	09:49:16.930
5 -	20.348	80.4	14.759	80.3	17.527	120.4	52.634	(3) 82.61	0.247	09:50:09.564
6 -	20.435	79.5	14.540	83.4	17.650	119.4	52.625	(2) 82.63	0.238	09:51:02.189
7 -	20.505	79.4	14.622	79.3	17.843	117.3	52.970	82.09	0.583	09:51:55.159
8 -	21.032	72.8	15.682	77.8	17.845	118.1	54.559	79.70	2.172	09:52:49.718
9 -	20.250	75.9	14.595	81.7	17.542	118.3	52.387 (1)	83.00		09:53:42.105
10 -	22.237	72.5	17.007	71.4	IN PIT		2:41.794	P 26.87	1:49.407	09:56:23.899
11 -	OUTLAP	74.1	15.275	78.2	18.027	116.7	58.173	74.75	5.786	09:57:22.072
12 -	20.584	78.6	14.872	79.7	18.010	116.5	53.466	81.33	1.079	09:58:15.538
13 -	20.648	78.0	15.056	77.2	17.857	117.1	53.561	81.18	1.174	09:59:09.099
14 -	20.647	77.9	14.945	78.7	17.839	117.7	53.431	81.38	1.044	10:00:02.530
15 -	21.404	77.3	15.039	79.8	17.926	116.5	54.369	79.98	1.982	10:00:56.899
16 -	20.737	78.6	15.676	74.9	18.401	115.3	54.814	79.33	2.427	10:01:51.713
17 -	20.978	78.0	15.281	74.5	18.259	116.3	54.518	79.76	2.131	10:02:46.231
18 -	20.637	78.6	15.055	78.0	18.074	116.7	53.766	80.88	1.379	10:03:39.997
19 -	20.729	77.9	15.174	79.3	18.647	109.4	54.550	79.71	2.163	10:04:34.547
20 -	20.609	79.8	14.651	81.3	17.655	117.3	52.915	82.18	0.528	10:05:27.462

P11		6		Taz TAYLOR		Luyten Honda - FPW Racing / Hookless Holidays				
LAP		SECTOR 1	SECTOR 2	SECTOR 3	LAP TIME	MPH	DIFF	TIME OF DAY		
1 -	OUTLAP	73.0	16.979	71.2	18.826	117.1	1:00.580	71.78	8.035	09:46:15.515
2 -	22.901	79.5	15.456	78.4	17.808	120.0	56.165	77.42	3.620	09:47:11.680
3 -	21.633	79.2	15.958	74.9	17.934	119.1	55.525	78.31	2.980	09:48:07.205
4 -	22.233	77.2	15.774	77.9	17.957	119.4	55.964	77.70	3.419	09:49:03.169
5 -	21.443	79.7	15.459	77.6	17.945	119.6	54.847	79.28	2.302	09:49:58.016
6 -	21.103	79.7	15.155	78.2	17.705	119.4	53.963	80.58	1.418	09:50:51.979
7 -	20.803	79.9	15.052	78.0	17.791	118.9	53.646	81.06	1.101	09:51:45.625
8 -	21.040	79.3	15.058	77.8	17.758	118.9	53.856	80.74	1.311	09:52:39.481
9 -	20.851	80.8	15.358	79.7	18.220	117.7	54.429	79.89	1.884	09:53:33.910
10 -	21.141	80.8	14.784	80.3	17.729	118.7	53.654	81.04	1.109	09:54:27.564
11 -	20.689	80.6	14.674	79.6	17.665	118.7	53.028	82.00	0.483	09:55:20.592
12 -	21.618	80.6	15.040	77.9	17.922	118.3	54.580	79.67	2.035	09:56:15.172
13 -	20.672	80.4	14.511	81.4	17.575	117.7	52.758	82.42	0.213	09:57:07.930
14 -	20.647	80.8	14.522	81.0	17.525	118.5	52.694	(3) 82.52	0.149	09:58:00.624
15 -	21.078	80.9	15.483	78.4	17.801	118.1	54.362	79.99	1.817	09:58:54.986
16 -	20.673	79.5	14.629	79.0	17.529	118.9	52.831	82.31	0.286	09:59:47.817
17 -	20.560	81.2	14.986	74.0	17.838	117.7	53.384	81.45	0.839	10:00:41.201
18 -	20.811	80.2	14.629	82.2	17.581	117.9	53.021	82.01	0.476	10:01:34.222
19 -	20.625	79.7	14.801	82.8	17.634	118.5	53.060	81.95	0.515	10:02:27.282
20 -	20.437	80.0	14.614	80.1	18.109	117.5	53.160	81.80	0.615	10:03:20.442
21 -	20.562	80.7	14.509	82.3	17.474	118.9	52.545 (1)	82.75		10:04:12.987
22 -	20.375	80.7	14.630	81.9	17.549	118.5	52.554	(2) 82.74	0.009	10:05:05.541

P12		42 M3		James HOBSON		Honda - RS Racing				
LAP		SECTOR 1	SECTOR 2	SECTOR 3	LAP TIME	MPH	DIFF	TIME OF DAY		
1 -	OUTLAP	73.3	17.370	72.6	18.879	118.1	59.817	72.69	7.109	09:46:45.538
2 -	24.151	75.3	15.837	78.7	19.075	116.9	59.063	73.62	6.355	09:47:44.601
3 -	22.228	76.3	15.656	77.6	18.350	119.8	56.234	77.33	3.526	09:48:40.835
4 -	21.714	77.9	15.680	76.6	18.642	118.9	56.036	77.60	3.328	09:49:36.871
5 -	21.236	77.7	15.237	74.8	18.112	122.0	54.585	79.66	1.877	09:50:31.456
6 -	20.925	79.2	15.197	79.7	17.991	120.9	54.113	80.36	1.405	09:51:25.569
7 -	20.978	78.3	15.036	80.9	17.874	120.6	53.888	80.69	1.180	09:52:19.457
8 -	20.864	78.5	15.055	80.1	17.746	121.7	53.665	81.03	0.957	09:53:13.122

Weather / Track : Sunny / Dry

Brands Hatch Indy
Circuit Length = 1.2079 miles
Start: 09:45 Flag 10:05 End: 10:06

MCRCB BULLETIN TK085

2014 MCE British Superbike Championship - Round 1

2014 Motul British Motostar Championship

FREE PRACTICE 2 - SECTOR ANALYSIS

SECTOR 1 = FL to I1, SECTOR 2 = I1 to I2, SECTOR 3 = I2 to FL, DIFF = Difference To Personal Best Lap

9 -	20.602	79.4	15.082	79.8	17.761	119.8	53.445	81.36	0.737	09:54:06.567
10 -	20.809	79.2	15.028	80.0	17.838	121.1	53.675	81.01	0.967	09:55:00.242
11 -	21.256	79.2	15.073	80.4	17.949	120.9	54.278	80.11	1.570	09:55:54.520
12 -	20.774	77.8	15.022	81.0	17.721	120.9	53.517	81.25	0.809	09:56:48.037
13 -	20.884	79.4	14.957	82.8	17.980	121.3	53.821	80.79	1.113	09:57:41.858
14 -	20.644	78.9	14.771	83.1	17.894	120.6	53.309 (2)	81.57	0.601	09:58:35.167
15 -	20.794	79.4	14.972	81.4	17.934	120.4	53.700	80.97	0.992	09:59:28.867
16 -	20.570	78.9	14.897	80.0	17.863	121.3	53.330 (3)	81.54	0.622	10:00:22.197
17 -	20.651	78.8	14.803	83.6	17.950	120.2	53.404	81.42	0.696	10:01:15.601
18 -	20.712	77.3	15.172	79.6	IN PIT		1:42.915 P	42.25	50.207	10:02:58.516
19 -	OUTLAP	73.1	15.311	75.1	18.220	119.6	56.640	76.77	3.932	10:03:55.156
20 -	20.777	78.3	14.935	80.6	17.719	121.5	53.431	81.38	0.723	10:04:48.587
21 -	20.383	79.0	14.662	81.4	17.663	121.7	52.708 (1)	82.50		10:05:41.295

P13 164		Anthony ALONSO					Honda - SP125 / BARF Racing			
LAP	SECTOR 1	SECTOR 2	SECTOR 3	LAP TIME	MPH	DIFF	TIME OF DAY			
1 -	OUTLAP	61.8	19.312	57.6	21.113	107.0	1:10.449	61.72	17.708	09:46:14.594
2 -	25.013	69.8	17.774	67.1	20.106	108.0	1:02.893	69.14	10.152	09:47:17.487
3 -	23.871	71.1	17.152	68.3	20.004	107.7	1:01.027	71.25	8.286	09:48:18.514
4 -	23.007	75.1	16.416	71.9	19.400	112.2	58.823	73.92	6.082	09:49:17.337
5 -	22.410	75.2	16.165	74.1	18.989	111.1	57.564	75.54	4.823	09:50:14.901
6 -	21.680	76.4	15.482	78.4	18.480	111.6	55.642	78.15	2.901	09:51:10.543
7 -	21.155	75.9	15.175	81.7	18.138	112.2	54.468	79.83	1.727	09:52:05.011
8 -	20.879	77.0	15.147	80.9	18.041	112.4	54.067	80.42	1.326	09:52:59.078
9 -	21.213	77.3	15.030	80.6	18.218	109.6	54.461	79.84	1.720	09:53:53.539
10 -	22.519	75.7	15.044	80.7	17.945	111.8	55.508	78.34	2.767	09:54:49.047
11 -	21.159	77.1	15.218	78.4	18.580	110.3	54.957	79.12	2.216	09:55:44.004
12 -	20.780	77.2	14.704	83.0	17.934	110.7	53.418	81.40	0.677	09:56:37.422
13 -	20.622	77.0	14.754	83.0	17.910	111.6	53.286	81.60	0.545	09:57:30.708
14 -	20.507	77.2	14.701	83.0	17.861	111.1	53.069	81.94	0.328	09:58:23.777
15 -	20.348	77.1	14.594	83.9	17.799	111.4	52.741 (1)	82.45		09:59:16.518
16 -	20.548	76.5	14.560	85.0	17.760	112.0	52.868 (3)	82.25	0.127	10:00:09.386
17 -	20.725	76.5	14.691	85.0	17.636	112.0	53.052	81.96	0.311	10:01:02.438
18 -	20.713	77.7	14.621	84.4	17.571	112.5	52.905	82.19	0.164	10:01:55.343
19 -	20.575	77.9	14.752	82.6	17.841	112.2	53.168	81.78	0.427	10:02:48.511
20 -	20.354	78.0	14.565	83.9	17.842	112.0	52.761 (2)	82.42	0.020	10:03:41.272
21 -	20.289	77.4	14.705	81.4	18.058	111.6	53.052	81.96	0.311	10:04:34.324
22 -	20.508	78.2	14.627	83.3	17.816	111.8	52.951	82.12	0.210	10:05:27.275

P14 24 M3		Daniel COSTILLA					Repli-Cast - Repli-Cast UK			
LAP	SECTOR 1	SECTOR 2	SECTOR 3	LAP TIME	MPH	DIFF	TIME OF DAY			
1 -	OUTLAP	74.2	16.191	76.8	18.404	116.9	57.105	76.15	4.345	09:46:26.033
2 -	23.235	73.6	16.221	76.6	18.220	116.7	57.676	75.39	4.916	09:47:23.709
3 -	20.842	76.8	14.894	82.0	18.469	114.9	54.205 (3)	80.22	1.445	09:48:17.914
4 -	20.845	77.0	14.705	81.3	17.869	116.1	53.419 (2)	81.40	0.659	09:49:11.333
5 -	20.489	76.9	14.551	82.2	17.720	118.1	52.760 (1)	82.42		09:50:04.093

P15 69 M3		Tom BOOTH-AMOS					BMS Pre M3 - FAB Racing BMS Pre Moto3			
LAP	SECTOR 1	SECTOR 2	SECTOR 3	LAP TIME	MPH	DIFF	TIME OF DAY			
1 -	OUTLAP	64.3	17.721	72.8	19.679	108.5	1:02.623	69.44	9.697	09:49:42.065
2 -	21.777	75.2	15.257	84.8	18.642	108.5	55.676	78.10	2.750	09:50:37.741
3 -	20.942	76.0	14.967	85.0	18.511	107.7	54.420	79.90	1.494	09:51:32.161
4 -	20.710	76.8	14.860	83.3	18.260	107.3	53.830	80.78	0.904	09:52:25.991
5 -	20.878	76.3	14.852	85.0	18.425	107.3	54.155	80.29	1.229	09:53:20.146
6 -	20.619	75.9	14.761	85.2	18.332	105.6	53.712	80.96	0.786	09:54:13.858
7 -	20.657	75.7	14.980	86.3	IN PIT		2:36.175 P	27.84	1:43.249	09:56:50.033
8 -	OUTLAP	74.2	15.117	84.7	18.378	106.3	59.278	73.35	6.352	09:57:49.311
9 -	20.837	75.3	14.741	87.3	18.226	106.5	53.804	80.82	0.878	09:58:43.115
10 -	20.647	71.0	14.845	88.4	18.282	107.5	53.774	80.86	0.848	09:59:36.889
11 -	20.542	74.7	14.687	86.3	18.193	107.0	53.422	81.40	0.496	10:00:30.311
12 -	20.461	75.3	14.688	85.5	18.191	106.6	53.340 (3)	81.52	0.414	10:01:23.651
13 -	20.625	75.4	14.635	87.0	18.208	107.2	53.468	81.33	0.542	10:02:17.119

Weather / Track : Sunny / Dry

Brands Hatch Indy
Circuit Length = 1.2079 miles
Start: 09:45 Flag 10:05 End: 10:06

MCRCB BULLETIN TK085

2014 MCE British Superbike Championship - Round 1

2014 Motul British Motostar Championship

FREE PRACTICE 2 - SECTOR ANALYSIS

SECTOR 1 = FL to I1, SECTOR 2 = I1 to I2, SECTOR 3 = I2 to FL, DIFF = Difference To Personal Best Lap

14 -	20.391	76.1	14.957	80.7	18.431	105.8	53.779	80.86	0.853	10:03:10.898
15 -	20.468	75.2	14.669	84.2	18.212	106.0	53.349	81.51	0.423	10:04:04.247
16 -	20.420	75.6	14.594	86.5	17.986	106.6	53.000 (2)	82.04	0.074	10:04:57.247
17 -	20.257	75.8	14.509	85.3	18.160	106.3	52.926 (1)	82.16		10:05:50.173

P16 127 M3 Georgina POLDEN		Honda - RS Racing								
LAP	SECTOR 1	SECTOR 2	SECTOR 3	LAP TIME	MPH	DIFF	TIME OF DAY			
1 -	OUTLAP	71.5	16.789	74.6	18.565	114.3	1:00.397	72.00	7.445	09:46:47.260
2 -	23.827	68.1	15.942	78.0	18.525	115.3	58.294	74.59	5.342	09:47:45.554
3 -	22.497	75.6	15.688	78.6	18.607	115.5	56.792	76.57	3.840	09:48:42.346
4 -	22.479	72.8	15.790	78.3	18.346	117.1	56.615	76.81	3.663	09:49:38.961
5 -	21.747	77.9	15.370	80.0	18.004	116.9	55.121	78.89	2.169	09:50:34.082
6 -	20.848	79.8	15.020	80.7	18.614	113.7	54.482	79.81	1.530	09:51:28.564
7 -	21.684	77.5	14.988	78.0	18.052	116.1	54.724	79.46	1.772	09:52:23.288
8 -	21.353	77.4	14.882	82.8	17.889	114.9	54.124	80.34	1.172	09:53:17.412
9 -	20.897	75.3	14.904	82.8	17.840	115.1	53.641	81.06	0.689	09:54:11.053
10 -	21.858	77.9	15.403	81.6	17.927	114.9	55.188	78.79	2.236	09:55:06.241
11 -	21.792	76.6	15.275	79.3	IN PIT		3:13.723 P	22.44	2:20.771	09:58:19.964
12 -	OUTLAP	75.2	15.332	77.6	18.288	113.7	1:00.651	71.69	7.699	09:59:20.615
13 -	20.559	78.7	14.775	77.8	17.764	115.5	53.098 (2)	81.89	0.146	10:00:13.713
14 -	20.281	80.0	14.796	81.6	17.875	114.7	52.952 (1)	82.12		10:01:06.665
15 -	20.566	76.4	14.884	85.0	17.648	115.5	53.098 (2)	81.89	0.146	10:01:59.763
16 -	20.687	77.1	14.868	81.6	17.887	114.3	53.442	81.37	0.490	10:02:53.205
17 -	20.725	77.7	14.878	81.0	17.939	115.1	53.542	81.21	0.590	10:03:46.747
18 -	20.855	76.7	14.712	83.6	17.827	116.3	53.394	81.44	0.442	10:04:40.141
19 -	20.933	76.1	15.237	78.2	17.959	116.5	54.129	80.33	1.177	10:05:34.270

P17 35 Elliot LODGE		Honda - SP125 / Spike Racing								
LAP	SECTOR 1	SECTOR 2	SECTOR 3	LAP TIME	MPH	DIFF	TIME OF DAY			
1 -	OUTLAP	63.9	19.366	60.7	23.722	90.6	1:10.009	62.11	16.978	09:46:43.928
2 -	27.100	63.4	18.296	65.0	22.288	98.5	1:07.684	64.24	14.653	09:47:51.612
3 -	24.729	66.0	17.696	68.5	20.600	95.8	1:03.025	68.99	9.994	09:48:54.637
4 -	24.177	67.1	17.151	70.3	20.500	103.8	1:01.828	70.33	8.797	09:49:56.465
5 -	23.402	70.8	16.843	71.1	19.993	103.2	1:00.238	72.19	7.207	09:50:56.703
6 -	22.952	73.8	16.090	72.1	20.005	106.1	59.047	73.64	6.016	09:51:55.750
7 -	22.062	74.5	15.775	76.0	19.115	105.8	56.952	76.35	3.921	09:52:52.702
8 -	21.979	74.9	15.976	74.6	IN PIT		2:34.072 P	28.22	1:41.041	09:55:26.774
9 -	OUTLAP	66.8	15.719	79.0	18.488	110.5	58.916	73.81	5.885	09:56:25.690
10 -	21.066	75.8	14.855	80.1	18.416	110.5	54.337	80.03	1.306	09:57:20.027
11 -	20.882	76.1	14.762	83.6	18.267	110.0	53.911	80.66	0.880	09:58:13.938
12 -	20.655	75.8	14.767	84.7	18.161	109.8	53.583	81.15	0.552	09:59:07.521
13 -	20.498	75.5	14.663	84.4	18.181	110.3	53.342 (3)	81.52	0.311	10:00:00.863
14 -	20.598	76.0	14.735	84.5	18.111	110.1	53.444	81.36	0.413	10:00:54.307
15 -	20.746	76.4	14.673	86.3	18.121	110.5	53.540	81.22	0.509	10:01:47.847
16 -	20.963	76.3	14.493	85.7	18.004	111.1	53.460	81.34	0.429	10:02:41.307
17 -	20.564	75.9	14.901	77.4	18.124	111.1	53.589	81.14	0.558	10:03:34.896
18 -	20.385	76.8	14.531	87.5	18.146	109.4	53.062 (2)	81.95	0.031	10:04:27.958
19 -	20.558	76.2	14.481	83.6	17.992	112.0	53.031 (1)	82.00		10:05:20.989

P18 25 M3 Mike BROUWERS		Honda - Joma / Brouwers Racing Team								
LAP	SECTOR 1	SECTOR 2	SECTOR 3	LAP TIME	MPH	DIFF	TIME OF DAY			
1 -	OUTLAP	71.4	17.389	72.8	19.363	113.3	1:01.268	70.97	8.158	09:46:48.293
2 -	23.344	75.0	16.410	76.3	18.643	115.1	58.397	74.46	5.287	09:47:46.690
3 -	22.044	74.9	15.636	77.6	18.360	115.9	56.040	77.59	2.930	09:48:42.730
4 -	22.182	75.8	16.103	77.9	IN PIT		1:44.218 P	41.72	51.108	09:50:26.948
5 -	OUTLAP	77.2	15.197	81.9	18.470	113.5	55.774	77.96	2.664	09:51:22.722
6 -	21.504	78.8	14.933	81.3	17.979	114.1	54.416	79.91	1.306	09:52:17.138
7 -	21.107	75.9	15.239	79.8	17.898	113.5	54.244	80.16	1.134	09:53:11.382
8 -	20.867	78.1	14.619	83.1	17.921	112.0	53.407	81.42	0.297	09:54:04.789
9 -	21.535	75.8	14.894	83.9	17.987	112.7	54.416	79.91	1.306	09:54:59.205
10 -	21.978	77.7	14.721	83.4	18.012	113.3	54.711	79.48	1.601	09:55:53.916
11 -	21.252	69.6	15.689	83.7	17.708	115.1	54.649	79.57	1.539	09:56:48.565

Weather / Track : Sunny / Dry

Brands Hatch Indy
Circuit Length = 1.2079 miles
Start: 09:45 Flag 10:05 End: 10:06

MCRCB BULLETIN TK085

2014 MCE British Superbike Championship - Round 1

2014 Motul British Motostar Championship

FREE PRACTICE 2 - SECTOR ANALYSIS

SECTOR 1 = FL to I1, SECTOR 2 = I1 to I2, SECTOR 3 = I2 to FL, DIFF = Difference To Personal Best Lap

12 -	20.958	77.8	15.181	80.3	17.741	114.9	53.880	80.70	0.770	09:57:42.445
13 -	20.664	79.2	14.642	83.7	17.804	115.3	53.110 (1)	81.87		09:58:35.555
14 -	20.623	79.2	14.920	82.8	18.178	112.9	53.721	80.94	0.611	09:59:29.276
15 -	20.979	78.4	14.481	83.6	17.932	115.1	53.392	81.44	0.282	10:00:22.668
16 -	20.802	78.9	14.693	83.6	17.759	115.1	53.254 (2)	81.65	0.144	10:01:15.922
17 -	20.631	79.4	15.061	78.7	18.425	112.9	54.117	80.35	1.007	10:02:10.039
18 -	20.754	78.7	14.660	84.7	17.952	114.5	53.366	81.48	0.256	10:03:03.405
19 -	20.579	79.3	15.159	81.9	17.921	114.1	53.659	81.04	0.549	10:03:57.064
20 -	20.696	78.9	14.764	82.0	17.813	114.9	53.273 (3)	81.62	0.163	10:04:50.337
21 -	20.788	78.4	14.654	82.5	17.867	112.9	53.309	81.57	0.199	10:05:43.646

P19 65		Josh OWENS		Honda - RCD Motorsport						
LAP	SECTOR 1	SECTOR 2	SECTOR 3	LAP TIME	MPH	DIFF	TIME OF DAY			
1 -	OUTLAP	71.9	16.449	74.5	19.387	111.4	1:02.487	69.59	9.342	09:49:37.125
2 -	22.105	75.3	15.760	77.9	18.450	114.5	56.315	77.21	3.170	09:50:33.440
3 -	21.248	76.4	15.259	107.5	18.701	114.5	55.208	78.76	2.063	09:51:28.648
4 -	21.464	77.4	15.061	80.0	18.012	115.3	54.537	79.73	1.392	09:52:23.185
5 -	20.744	78.5	14.763	81.7	17.776	116.9	53.283 (3)	81.61	0.138	09:53:16.468
6 -	20.693	76.7	14.936	78.2	18.290	112.7	53.919	80.65	0.774	09:54:10.387
7 -	20.924	78.5	14.813	82.3	17.707	116.7	53.444	81.36	0.299	09:55:03.831
8 -	21.738	75.8	14.925	81.6	IN PIT		4:37.948 P	15.64	3:44.803	09:59:41.779
9 -	OUTLAP	73.3	15.512	77.5	18.230	116.5	59.314	73.31	6.169	10:00:41.093
10 -	21.499	75.4	15.236	79.3	18.133	113.3	54.868	79.25	1.723	10:01:35.961
11 -	20.953	76.0	15.006	81.1	17.995	115.3	53.954	80.59	0.809	10:02:29.915
12 -	20.616	77.4	14.798	82.6	17.822	116.1	53.236 (2)	81.68	0.091	10:03:23.151
13 -	20.580	76.8	15.286	80.0	18.277	114.9	54.143	80.31	0.998	10:04:17.294
14 -	20.542	77.1	14.829	83.1	17.774	115.1	53.145 (1)	81.82		10:05:10.439

P20 84		Daniel HERMANSSON		TSR Luyten - FPW Racing						
LAP	SECTOR 1	SECTOR 2	SECTOR 3	LAP TIME	MPH	DIFF	TIME OF DAY			
1 -	OUTLAP	70.0	17.629	64.3	20.067	112.2	1:08.277	63.69	15.116	09:46:12.178
2 -	23.604	73.9	15.976	70.0	19.099	113.7	58.679	74.10	5.518	09:47:10.857
3 -	22.335	75.7	15.851	73.9	18.335	116.1	56.521	76.93	3.360	09:48:07.378
4 -	22.376	76.9	16.098	73.2	18.407	115.9	56.881	76.45	3.720	09:49:04.259
5 -	21.343	76.4	15.382	74.0	18.142	116.3	54.867	79.25	1.706	09:49:59.126
6 -	21.038	77.2	15.530	74.4	18.083	114.5	54.651	79.57	1.490	09:50:53.777
7 -	21.321	77.1	15.148	76.0	IN PIT		1:25.654 P	50.76	32.493	09:52:19.431
8 -	OUTLAP	53.3	19.589	72.1	18.404	113.5	1:06.848	65.05	13.687	09:53:26.279
9 -	21.524	77.7	15.227	77.4	17.969	115.1	54.720	79.47	1.559	09:54:20.999
10 -	21.386	74.6	15.137	77.6	17.938	115.1	54.461	79.84	1.300	09:55:15.460
11 -	21.906	77.0	15.535	74.4	18.115	116.1	55.556	78.27	2.395	09:56:11.016
12 -	20.810	77.0	15.278	76.3	17.848	114.9	53.936	80.62	0.775	09:57:04.952
13 -	20.780	77.8	15.287	75.5	18.099	114.1	54.166	80.28	1.005	09:57:59.118
14 -	20.741	78.4	15.313	77.6	17.765	115.1	53.819	80.80	0.658	09:58:52.937
15 -	20.573	78.4	14.949	79.6	17.930	115.5	53.452 (3)	81.35	0.291	09:59:46.389
16 -	21.093	75.8	15.691	72.5	18.116	115.9	54.900	79.20	1.739	10:00:41.289
17 -	21.512	77.7	15.307	75.3	17.930	112.9	54.749	79.42	1.588	10:01:36.038
18 -	21.088	78.4	15.356	76.2	17.731	117.7	54.175	80.26	1.014	10:02:30.213
19 -	20.574	77.8	14.906	78.4	17.681	117.7	53.161 (1)	81.80		10:03:23.374
20 -	20.684	77.5	15.415	74.9	18.025	115.9	54.124	80.34	0.963	10:04:17.498
21 -	20.710	78.2	14.964	76.8	17.605	115.9	53.279 (2)	81.61	0.118	10:05:10.777

P21 142 M3		Brian SLOOTEN		Honda - Bakker Frames Holland						
LAP	SECTOR 1	SECTOR 2	SECTOR 3	LAP TIME	MPH	DIFF	TIME OF DAY			
1 -	OUTLAP	61.8	16.954	69.1	19.663	115.1	1:03.316	68.68	10.022	09:46:24.311
2 -	24.631	64.1	16.378	74.8	18.745	115.9	59.754	72.77	6.460	09:47:24.065
3 -	23.805	72.3	16.246	77.2	18.468	117.5	58.519	74.31	5.225	09:48:22.584
4 -	21.738	75.4	15.253	80.3	18.141	119.4	55.132	78.87	1.838	09:49:17.716
5 -	22.034	75.0	15.388	78.4	18.357	117.5	55.779	77.96	2.485	09:50:13.495
6 -	21.552	74.3	15.049	80.6	18.740	115.3	55.341	78.57	2.047	09:51:08.836
7 -	21.442	73.9	15.026	80.6	18.522	115.3	54.990	79.07	1.696	09:52:03.826
8 -	21.694	74.0	15.099	79.8	18.417	114.7	55.210	78.76	1.916	09:52:59.036

Weather / Track : Sunny / Dry

Brands Hatch Indy
Circuit Length = 1.2079 miles
Start: 09:45 Flag 10:05 End: 10:06

MCRCB BULLETIN TK085

2014 MCE British Superbike Championship - Round 1

2014 Motul British Motostar Championship

FREE PRACTICE 2 - SECTOR ANALYSIS

SECTOR 1 = FL to I1, SECTOR 2 = I1 to I2, SECTOR 3 = I2 to FL, DIFF = Difference To Personal Best Lap

9 -	21.639	76.2	14.872	81.1	18.148	110.1	54.659	79.55	1.365	09:53:53.695
10 -	22.920	74.2	14.922	80.6	18.191	116.1	56.033	77.60	2.739	09:54:49.728
11 -	21.839	76.3	14.781	81.9	17.969	113.7	54.589	79.66	1.295	09:55:44.317
12 -	21.949	77.0	14.879	81.6	18.175	115.9	55.003	79.06	1.709	09:56:39.320
13 -	21.094	75.8	14.755	82.5	18.045	116.9	53.894	80.68	0.600	09:57:33.214
14 -	21.152	77.5	14.700	82.0	17.996	118.3	53.848	80.75	0.554	09:58:27.062
15 -	21.481	76.7	15.078	79.6	17.969	117.7	54.528	79.74	1.234	09:59:21.590
16 -	20.916	77.1	14.869	80.9	17.994	117.7	53.779	80.86	0.485	10:00:15.369
17 -	20.835	77.3	14.626	81.7	17.833	118.5	53.294 (1)	81.59		10:01:08.663
18 -	20.750	78.6	14.968	78.0	17.822	118.9	53.540	81.22	0.246	10:02:02.203
19 -	20.851	77.3	14.756	81.3	17.862	118.3	53.469 (3)	81.32	0.175	10:02:55.672
20 -	20.688	77.5	15.104	80.4	17.872	117.1	53.664	81.03	0.370	10:03:49.336
21 -	20.823	75.8	14.998	80.7	17.819	119.4	53.640	81.07	0.346	10:04:42.976
22 -	20.682	78.3	14.949	79.1	17.722	119.1	53.353 (2)	81.50	0.059	10:05:36.329

P22	13	M3	Sam BURMAN		Honda - WNT / Burman Racing						
LAP	SECTOR 1		SECTOR 2		SECTOR 3		LAP TIME	MPH	DIFF	TIME OF DAY	
1 -	22.856	71.6	16.355	74.4	18.523	118.3	57.734	75.32	4.373	09:46:59.398	
2 -	21.910	77.6	15.705	77.9	18.446	118.5	56.061	77.56	2.700	09:47:55.459	
3 -	21.814	78.1	15.891	75.7	18.384	117.9	56.089	77.53	2.728	09:48:51.548	
4 -	21.518	77.8	15.378	70.1	18.364	119.4	55.260	78.69	1.899	09:49:46.808	
5 -	21.877	77.4	15.382	76.2	18.303	114.1	55.562	78.26	2.201	09:50:42.370	
6 -	21.471	78.3	15.230	77.4	18.010	118.7	54.711	79.48	1.350	09:51:37.081	
7 -	21.369	78.1	15.106	79.7	17.954	118.1	54.429	79.89	1.068	09:52:31.510	
8 -	21.104	78.6	15.397	74.6	18.208	118.5	54.709	79.48	1.348	09:53:26.219	
9 -	21.082	77.8	15.137	78.4	17.980	117.1	54.199	80.23	0.838	09:54:20.418	
10 -	21.440	78.8	15.081	79.7	18.029	116.7	54.550	79.71	1.189	09:55:14.968	
11 -	21.583	78.6	15.058	80.4	18.001	117.7	54.642	79.58	1.281	09:56:09.610	
12 -	23.412	72.7	16.058	72.8	IN PIT		1:19.137	P	54.95	25.776	09:57:28.747
13 -	OUTLAP	77.9	15.514	78.7	18.065	116.5	58.075	74.87	4.714	09:58:26.822	
14 -	21.478	78.3	15.083	79.1	17.919	117.9	54.480	79.82	1.119	09:59:21.302	
15 -	20.967	78.4	14.923	81.4	17.776	118.5	53.666	81.03	0.305	10:00:14.968	
16 -	20.809	78.8	14.887	81.7	17.763	117.7	53.459 (3)	81.34	0.098	10:01:08.427	
17 -	20.828	78.9	14.949	79.3	17.771	118.1	53.548	81.20	0.187	10:02:01.975	
18 -	20.757	78.9	14.838	79.4	17.766	118.5	53.361 (1)	81.49		10:02:55.336	
19 -	20.793	78.6	15.079	79.4	17.765	118.3	53.637	81.07	0.276	10:03:48.973	
20 -	20.742	78.3	14.893	79.3	17.785	119.4	53.420 (2)	81.40	0.059	10:04:42.393	
21 -	21.090	78.8	14.896	80.9	17.656	119.4	53.642	81.06	0.281	10:05:36.035	

P23	19	Kai JOHNSON		Nykos - Kinpac Racing						
LAP	SECTOR 1		SECTOR 2		SECTOR 3		LAP TIME	MPH	DIFF	TIME OF DAY
1 -	OUTLAP	71.0	17.061	67.9	19.973	108.9	1:05.215	66.68	11.514	09:46:12.252
2 -	23.865	72.0	15.791	73.3	18.814	110.7	58.470	74.37	4.769	09:47:10.722
3 -	21.993	75.0	15.393	77.2	18.372	111.2	55.758	77.99	2.057	09:48:06.480
4 -	21.835	74.4	15.182	80.3	18.501	111.1	55.518	78.32	1.817	09:49:01.998
5 -	21.157	76.0	15.018	81.3	18.242	109.6	54.417	79.91	0.716	09:49:56.415
6 -	21.089	75.6	15.041	81.7	18.198	109.8	54.328	80.04	0.627	09:50:50.743
7 -	21.083	76.5	15.000	81.9	18.312	108.0	54.395	79.94	0.694	09:51:45.138
8 -	20.997	76.2	15.069	83.1	18.158	109.2	54.224	80.19	0.523	09:52:39.362
9 -	21.156	78.5	15.343	80.6	18.317	110.3	54.816	79.33	1.115	09:53:34.178
10 -	21.288	77.0	14.933	82.2	18.023	110.1	54.244	80.16	0.543	09:54:28.422
11 -	20.661	77.9	14.932	82.6	18.166	108.7	53.759 (2)	80.89	0.058	09:55:22.181
12 -	21.708	77.2	15.249	80.7	18.188	108.9	55.145	78.85	1.444	09:56:17.326
13 -	21.163	77.4	14.814	81.7	18.017	109.2	53.994	80.53	0.293	09:57:11.320
14 -	20.894	77.4	14.852	82.0	18.129	111.6	53.875 (3)	80.71	0.174	09:58:05.195
15 -	21.119	77.7	14.763	82.5	18.077	109.2	53.959	80.59	0.258	09:58:59.154
16 -	20.817	77.0	14.904	81.0	18.728	109.2	54.449	79.86	0.748	09:59:53.603
17 -	21.334	76.8	14.884	81.7	18.037	110.3	54.255	80.15	0.554	10:00:47.858
18 -	20.926	77.1	14.977	82.6	18.733	110.0	54.636	79.59	0.935	10:01:42.494
19 -	20.874	76.3	15.006	82.5	18.396	108.5	54.276	80.12	0.575	10:02:36.770
20 -	21.221	76.1	15.262	81.9	18.045	111.8	54.528	79.74	0.827	10:03:31.298
21 -	20.932	76.8	15.287	78.2	18.208	110.9	54.427	79.89	0.726	10:04:25.725
22 -	20.782	77.2	14.896	83.1	18.023	110.9	53.701 (1)	80.97		10:05:19.426

Brands Hatch Indy
 Circuit Length = 1.2079 miles
 Start: 09:45 Flag 10:05 End: 10:06

Weather / Track : Sunny / Dry

MCRCB BULLETIN TK085

2014 MCE British Superbike Championship - Round 1

2014 Motul British Motostar Championship

FREE PRACTICE 2 - SECTOR ANALYSIS

SECTOR 1 = FL to I1, SECTOR 2 = I1 to I2, SECTOR 3 = I2 to FL, DIFF = Difference To Personal Best Lap

P24 64		Asher DURHAM					Honda - SP125Racing.com			
LAP		SECTOR 1	SECTOR 2	SECTOR 3		LAP TIME	MPH	DIFF	TIME OF DAY	
1 -	OUTLAP	71.0	17.966	60.0	20.271	108.5	1:02.505	69.57	8.652	09:46:13.922
2 -	23.090	72.1	15.920	76.6	18.817	110.1	57.827	75.20	3.974	09:47:11.749
3 -	22.122	73.8	15.956	77.6	18.482	109.1	56.560	76.88	2.707	09:48:08.309
4 -	21.729	74.0	16.229	72.3	18.934	109.2	56.892	76.43	3.039	09:49:05.201
5 -	21.309	73.4	15.396	80.1	18.335	108.4	55.040	79.00	1.187	09:50:00.241
6 -	21.125	73.6	15.548	76.2	18.730	107.7	55.403	78.49	1.550	09:50:55.644
7 -	21.406	71.5	15.302	81.3	18.429	107.0	55.137	78.86	1.284	09:51:50.781
8 -	21.184	74.0	15.372	79.3	IN PIT		1:35.747	P 45.41	41.894	09:53:26.528
9 -	OUTLAP	68.6	16.065	81.4	18.303	108.4	59.264	73.37	5.411	09:54:25.792
10 -	21.096	74.1	15.150	82.6	18.280	107.3	54.526	79.75	0.673	09:55:20.318
11 -	21.282	75.3	15.449	77.5	18.563	106.6	55.294	78.64	1.441	09:56:15.612
12 -	21.027	74.3	14.961	82.8	18.101	107.3	54.089	80.39	0.236	09:57:09.701
13 -	20.984	73.7	14.922	81.9	18.233	107.7	54.139	80.32	0.286	09:58:03.840
14 -	20.787	74.1	15.026	82.6	18.270	108.0	54.083	80.40	0.230	09:58:57.923
15 -	20.905	75.2	15.730	78.7	19.202	108.4	55.837	77.88	1.984	09:59:53.760
16 -	21.410	74.6	15.911	77.8	18.392	108.4	55.713	78.05	1.860	10:00:49.473
17 -	20.798	73.9	15.066	83.1	18.183	108.5	54.047	(3) 80.45	0.194	10:01:43.520
18 -	20.718	74.7	15.154	79.8	18.322	108.5	54.194	80.24	0.341	10:02:37.714
19 -	20.637	75.6	15.108	81.3	18.120	109.8	53.865	(2) 80.73	0.012	10:03:31.579
20 -	20.960	75.1	15.188	79.4	18.524	108.7	54.672	79.53	0.819	10:04:26.251
21 -	20.815	74.2	14.989	83.3	18.049	109.1	53.853	(1) 80.74		10:05:20.104

P25 47		Jake ARCHER					Honda - Jake Archer Racing			
LAP		SECTOR 1	SECTOR 2	SECTOR 3		LAP TIME	MPH	DIFF	TIME OF DAY	
1 -	OUTLAP	69.0	17.234	65.9	19.632	116.3	1:02.313	69.78	8.455	09:46:24.994
2 -	24.132	73.8	16.662	74.9	18.856	117.9	59.650	72.90	5.792	09:47:24.644
3 -	23.299	76.3	16.659	72.9	19.143	116.3	59.101	73.57	5.243	09:48:23.745
4 -	21.905	76.9	15.844	77.2	18.500	118.1	56.249	77.30	2.391	09:49:19.994
5 -	22.025	70.6	15.528	77.9	18.299	118.3	55.852	77.85	1.994	09:50:15.846
6 -	21.433	78.7	15.636	77.9	18.725	113.9	55.794	77.94	1.936	09:51:11.640
7 -	21.355	77.5	15.915	78.2	18.465	114.5	55.735	78.02	1.877	09:52:07.375
8 -	21.330	78.8	15.303	78.2	18.331	116.7	54.964	79.11	1.106	09:53:02.339
9 -	21.363	78.1	15.108	78.4	18.242	115.1	54.713	79.48	0.855	09:53:57.052
10 -	21.901	78.0	15.124	79.7	18.217	115.7	55.242	78.71	1.384	09:54:52.294
11 -	21.899	77.2	15.234	77.9	IN PIT		4:52.212	P 14.88	3:58.354	09:59:44.506
12 -	OUTLAP	69.3	16.597	72.0	18.506	116.9	1:02.058	70.07	8.200	10:00:46.564
13 -	21.660	77.1	15.225	78.9	18.124	115.3	55.009	79.05	1.151	10:01:41.573
14 -	21.290	77.1	15.082	78.3	18.362	115.3	54.734	79.44	0.876	10:02:36.307
15 -	21.247	78.2	14.992	78.6	18.156	116.1	54.395	(2) 79.94	0.537	10:03:30.702
16 -	21.357	78.5	15.070	77.5	18.002	117.3	54.429	(3) 79.89	0.571	10:04:25.131
17 -	21.026	77.8	14.866	79.7	17.966	118.1	53.858	(1) 80.74		10:05:18.989

P26 90		Greg GREENWOOD					Luyten Honda - FPW Racing			
LAP		SECTOR 1	SECTOR 2	SECTOR 3		LAP TIME	MPH	DIFF	TIME OF DAY	
1 -	OUTLAP	70.9	17.205	73.8	20.372	94.2	1:04.638	67.27	10.560	09:46:09.063
2 -	57.844	67.1	17.322	73.2	20.670	108.0	1:35.836	45.37	41.758	09:47:44.899
3 -	22.598	73.8	15.951	76.0	18.758	115.1	57.307	75.88	3.229	09:48:42.206
4 -	22.305	75.3	15.902	78.0	18.489	114.9	56.696	76.70	2.618	09:49:38.902
5 -	21.643	75.2	15.858	74.0	18.363	118.3	55.864	77.84	1.786	09:50:34.766
6 -	21.403	76.2	15.367	76.7	18.274	115.7	55.044	79.00	0.966	09:51:29.810
7 -	21.424	76.6	15.373	79.0	18.181	114.9	54.978	79.09	0.900	09:52:24.788
8 -	21.301	75.3	15.395	79.0	18.186	113.9	54.882	79.23	0.804	09:53:19.670
9 -	21.137	76.0	15.411	78.7	18.316	113.1	54.864	79.26	0.786	09:54:14.534
10 -	21.192	76.3	15.139	80.6	17.979	115.5	54.310	(3) 80.07	0.232	09:55:08.844
11 -	21.712	76.4	16.317	74.9	18.620	113.9	56.649	76.76	2.571	09:56:05.493
12 -	25.011	54.1	17.794	70.7	19.918	112.9	1:02.723	69.33	8.645	09:57:08.216
13 -	21.212	76.4	15.192	80.0	18.330	113.9	54.734	79.44	0.656	09:58:02.950
14 -	20.927	76.0	15.057	80.0	18.094	114.5	54.078	(1) 80.41		09:58:57.028
15 -	21.513	75.8	15.796	74.1	18.468	113.9	55.777	77.96	1.699	09:59:52.805

Weather / Track : Sunny / Dry

Brands Hatch Indy
Circuit Length = 1.2079 miles
Start: 09:45 Flag 10:05 End: 10:06

MCRCB BULLETIN TK085

2014 MCE British Superbike Championship - Round 1

2014 Motul British Motostar Championship

FREE PRACTICE 2 - SECTOR ANALYSIS

SECTOR 1 = FL to I1, SECTOR 2 = I1 to I2, SECTOR 3 = I2 to FL, DIFF = Difference To Personal Best Lap

16 -	21.010	75.2	15.371	79.4	18.016	115.3	54.397	79.94	0.319	10:00:47.202
17 -	21.345	76.1	15.526	78.9	18.202	113.5	55.073	78.96	0.995	10:01:42.275
18 -	20.957	76.3	15.467	75.5	17.997	116.3	54.421	79.90	0.343	10:02:36.696
19 -	21.145	76.6	15.145	79.1	17.965	115.3	54.255 (2)	80.15	0.177	10:03:30.951
20 -	20.978	75.9	15.481	77.1	21.136	105.0	57.595	75.50	3.517	10:04:28.546
21 -	22.149	70.1	15.314	79.7	17.961	113.7	55.424	78.46	1.346	10:05:23.970

P27 44		Jake BAYFORD					Honda - Intek Adhesives by SGR Racing				
LAP		SECTOR 1		SECTOR 2		SECTOR 3		LAP TIME	MPH	DIFF	TIME OF DAY
1 -	OUTLAP	66.3	16.803	72.0	19.503	111.6	1:02.282	69.82	7.930	09:46:25.911	
2 -		23.913	73.5	16.547	18.792	114.9	59.252	73.39	4.900	09:47:25.163	
3 -		23.030	75.7	16.720	19.355	112.5	59.105	73.57	4.753	09:48:24.268	
4 -		22.484	76.9	16.575	18.686	114.7	57.745	75.30	3.393	09:49:22.013	
5 -		21.813	77.4	15.585	18.569	113.5	55.967	77.69	1.615	09:50:17.980	
6 -		21.571	77.1	15.493	18.707	111.2	55.771	77.97	1.419	09:51:13.751	
7 -		21.680	76.3	15.943	IN PIT		2:13.640 P	32.53	1:19.288	09:53:27.391	
8 -	OUTLAP	69.6	16.036	77.0	18.509	111.4	59.704	72.83	5.352	09:54:27.095	
9 -		21.755	76.6	15.495	18.126	114.3	55.376	78.52	1.024	09:55:22.471	
10 -		22.017	76.8	15.523	18.355	112.5	55.895	77.79	1.543	09:56:18.366	
11 -		21.449	76.7	15.195	18.255	112.2	54.899 (3)	79.21	0.547	09:57:13.265	
12 -		21.311	76.5	15.086	18.830	109.1	55.227	78.74	0.875	09:58:08.492	
13 -		23.525	63.9	18.741	18.763	113.3	1:01.029	71.25	6.677	09:59:09.521	
14 -		21.732	68.2	15.340	18.346	112.2	55.418	78.46	1.066	10:00:04.939	
15 -		21.520	72.5	15.216	18.339	112.2	55.075	78.95	0.723	10:01:00.014	
16 -		21.614	73.3	15.098	18.204	112.2	54.916	79.18	0.564	10:01:54.930	
17 -		21.543	76.8	15.139	18.281	113.7	54.963	79.11	0.611	10:02:49.893	
18 -		21.480	76.1	15.255	18.226	112.0	54.961	79.12	0.609	10:03:44.854	
19 -		21.284	76.4	14.976	18.242	111.8	54.502 (2)	79.78	0.150	10:04:39.356	
20 -		21.235	76.8	15.226	17.891	112.9	54.352 (1)	80.00		10:05:33.708	

P28 11		Joseph THOMAS					Honda - Moto UK Racing				
LAP		SECTOR 1		SECTOR 2		SECTOR 3		LAP TIME	MPH	DIFF	TIME OF DAY
1 -	OUTLAP	68.2	17.996	65.8	19.313	108.9	1:02.859	69.18	8.179	09:46:07.467	
2 -		22.598	75.1	16.642	18.772	111.1	58.012	74.96	3.332	09:47:05.479	
3 -		21.763	76.5	15.975	18.419	112.2	56.157	77.43	1.477	09:48:01.636	
4 -		21.024	77.3	15.534	18.423	111.6	54.981	79.09	0.301	09:48:56.617	
5 -		21.658	75.5	15.518	18.533	110.9	55.709	78.05	1.029	09:49:52.326	
6 -		20.950	77.1	15.637	IN PIT		1:46.870 P	40.69	52.190	09:51:39.196	
7 -	OUTLAP	77.9	15.690	75.3	18.475	109.4	55.890	77.80	1.210	09:52:35.086	
8 -		21.418	76.8	15.438	18.259	109.4	55.115	78.90	0.435	09:53:30.201	
9 -		21.210	76.6	15.285	18.456	107.3	54.951	79.13	0.271	09:54:25.152	
10 -		20.983	77.0	15.236	18.461	106.1	54.680 (1)	79.52		09:55:19.832	
11 -		21.391	76.2	15.700	18.722	106.6	55.813	77.91	1.133	09:56:15.645	
12 -		21.233	76.5	15.110	79.7	105.8	54.712 (2)	79.48	0.032	09:57:10.357	
13 -		21.144	76.2	15.213	18.360	104.5	54.717 (3)	79.47	0.037	09:58:05.074	
14 -		21.812	77.4	15.525	IN PIT		2:34.281 P	28.18	1:39.601	10:00:39.355	
15 -	OUTLAP	72.5	15.787	77.2	19.139	105.0	56.798	76.56	2.118	10:01:36.153	
16 -		21.427	76.6	15.362	18.466	105.1	55.255	78.70	0.575	10:02:31.408	

P29 45		Mark STRUDWICK					Honda - MTS Racing				
LAP		SECTOR 1		SECTOR 2		SECTOR 3		LAP TIME	MPH	DIFF	TIME OF DAY
1 -	OUTLAP	69.6	17.367	70.1	19.945	107.7	1:09.728	62.36	14.690	09:47:23.657	
2 -		22.167	75.3	15.923	19.066	110.1	57.156	76.08	2.118	09:48:20.813	
3 -		21.844	75.8	15.860	19.244	110.3	56.948	76.36	1.910	09:49:17.761	
4 -		22.211	74.6	16.106	19.221	109.8	57.538	75.57	2.500	09:50:15.299	
5 -		21.645	75.3	15.714	19.097	108.4	56.456	77.02	1.418	09:51:11.755	
6 -		21.518	77.1	15.494	18.749	108.2	55.761	77.98	0.723	09:52:07.516	
7 -		21.571	77.3	15.615	18.697	109.4	55.883	77.81	0.845	09:53:03.399	
8 -		21.368	76.6	15.550	18.812	108.7	55.730	78.02	0.692	09:53:59.129	
9 -		22.305	76.5	15.473	18.681	109.4	56.459	77.02	1.421	09:54:55.588	
10 -		22.039	76.4	15.454	18.771	107.7	56.264	77.28	1.226	09:55:51.852	
11 -		21.502	76.4	15.578	18.961	107.2	56.041	77.59	1.003	09:56:47.893	

Weather / Track : Sunny / Dry

Brands Hatch Indy
Circuit Length = 1.2079 miles
Start: 09:45 Flag 10:05 End: 10:06

MCRCB BULLETIN TK085

2014 MCE British Superbike Championship - Round 1

2014 Motul British Motostar Championship

FREE PRACTICE 2 - SECTOR ANALYSIS

SECTOR 1 = FL to I1, SECTOR 2 = I1 to I2, SECTOR 3 = I2 to FL, DIFF = Difference To Personal Best Lap

12 -	21.566	76.1	15.631	72.2	18.511	109.2	55.708	78.06	0.670	09:57:43.601	
13 -	21.372	77.6	15.734	77.0	IN PIT		2:29.436	P	29.10	1:34.398	10:00:13.037
14 -	OUTLAP	73.0	16.047	76.3	18.752	110.3	1:06.643	65.25	11.605	10:01:19.680	
15 -	21.268	76.5	15.617	74.9	19.043	108.4	55.928	77.75	0.890	10:02:15.608	
16 -	21.379	76.3	15.396	73.5	18.868	109.1	55.643	(3)	78.15	0.605	10:03:11.251
17 -	21.147	74.8	15.286	74.4	18.605	108.5	55.038	(1)	79.01		10:04:06.289
18 -	21.280	76.3	15.349	73.8	18.808	107.0	55.437	(2)	78.44	0.399	10:05:01.726

P30		43		Arnie SHELTON		Honda - e3 motorsport with Shelton Racing					
LAP	SECTOR 1	SECTOR 2	SECTOR 3	LAP TIME	MPH	DIFF	TIME OF DAY				
1 -	OUTLAP	68.3	17.547	70.1	19.962	112.9	1:01.806	70.35	6.320	09:49:45.730	
2 -	23.470	72.4	16.383	75.9	18.898	115.1	58.751	74.01	3.265	09:50:44.481	
3 -	22.312	73.0	15.769	80.9	19.291	112.5	57.372	(3)	75.79	1.886	09:51:41.853
4 -	22.252	74.0	15.689	81.7	18.567	114.1	56.508	(2)	76.95	1.022	09:52:38.361
5 -	21.500	75.0	15.532	82.5	18.454	115.1	55.486	(1)	78.37		09:53:33.847

P31		4		Louis VALLELEY		KTM - Cresswell Racing					
LAP	SECTOR 1	SECTOR 2	SECTOR 3	LAP TIME	MPH	DIFF	TIME OF DAY				
1 -	OUTLAP	71.8	16.278	72.9	19.450	112.4	1:00.857	71.45	5.216	09:46:21.611	
2 -	23.391	74.5	15.991	73.8	19.169	112.0	58.551	74.27	2.910	09:47:20.162	
3 -	22.431	75.9	16.108	75.3	19.263	112.0	57.802	75.23	2.161	09:48:17.964	
4 -	22.489	75.1	15.834	75.1	19.156	112.7	57.479	75.65	1.838	09:49:15.443	
5 -	22.228	76.7	15.755	73.5	IN PIT		2:32.042	P	28.60	1:36.401	09:51:47.485
6 -	OUTLAP	74.3	16.040	76.2	19.059	111.1	1:04.515	67.40	8.874	09:52:52.000	
7 -	22.255	75.0	15.625	77.8	18.703	111.6	56.583	76.85	0.942	09:53:48.583	
8 -	22.807	72.9	15.669	77.8	18.980	109.4	57.456	75.68	1.815	09:54:46.039	
9 -	23.229	73.9	15.948	76.6	18.974	111.2	58.151	74.78	2.510	09:55:44.190	
10 -	22.335	76.4	15.434	78.7	18.801	111.6	56.570	76.87	0.929	09:56:40.760	
11 -	22.288	74.7	15.504	77.1	18.636	111.4	56.428	77.06	0.787	09:57:37.188	
12 -	21.745	74.8	15.561	78.4	18.523	112.5	55.829	(3)	77.89	0.188	09:58:33.017
13 -	21.951	74.5	15.423	78.2	18.717	112.5	56.091	77.52	0.450	09:59:29.108	
14 -	21.683	75.3	15.419	76.7	18.678	112.0	55.780	(2)	77.95	0.139	10:00:24.888
15 -	23.345	67.9	18.573	69.5	IN PIT		1:56.461	P	37.33	1:00.820	10:02:21.349
16 -	OUTLAP	70.8	16.821	74.0	19.411	111.2	1:00.032	72.43	4.391	10:03:21.381	
17 -	22.126	73.9	15.319	78.6	18.566	114.9	56.011	77.63	0.370	10:04:17.392	
18 -	21.655	75.6	15.312	77.5	18.674	111.8	55.641	(1)	78.15		10:05:13.033

P32		7		Jamie ASHBY		Honda - JPA Racing / SP125					
LAP	SECTOR 1	SECTOR 2	SECTOR 3	LAP TIME	MPH	DIFF	TIME OF DAY				
1 -	OUTLAP	67.0	17.964	67.0	20.106	111.4	1:09.042	62.98	12.414	09:47:23.841	
2 -	23.605	74.9	16.959	71.0	19.509	113.3	1:00.073	72.38	3.445	09:48:23.914	
3 -	22.671	75.5	16.499	73.5	19.115	112.4	58.285	74.60	1.657	09:49:22.199	
4 -	22.460	75.6	16.381	73.2	19.072	112.2	57.913	75.08	1.285	09:50:20.112	
5 -	22.193	76.3	16.329	74.4	19.483	110.7	58.005	74.96	1.377	09:51:18.117	
6 -	22.346	75.6	16.295	76.0	18.961	110.7	57.602	75.49	0.974	09:52:15.719	
7 -	22.107	76.4	16.202	74.8	18.932	111.2	57.241	75.97	0.613	09:53:12.960	
8 -	22.196	76.0	16.260	73.7	18.944	109.6	57.400	75.75	0.772	09:54:10.360	
9 -	22.324	76.2	16.214	76.3	18.837	111.8	57.375	75.79	0.747	09:55:07.735	
10 -	22.538	76.1	16.204	75.9	18.844	110.7	57.586	75.51	0.958	09:56:05.321	
11 -	22.312	76.1	16.168	75.5	18.736	111.1	57.216	76.00	0.588	09:57:02.537	
12 -	22.029	75.6	16.145	75.1	18.895	110.7	57.069	76.19	0.441	09:57:59.606	
13 -	21.935	76.3	15.971	77.1	18.725	111.2	56.631	(2)	76.78	0.003	09:58:56.237
14 -	21.985	76.5	15.939	77.9	18.704	111.2	56.628	(1)	76.79		09:59:52.865
15 -	21.995	75.8	16.082	74.0	18.736	112.5	56.813	76.54	0.185	10:00:49.678	
16 -	22.124	76.2	16.046	75.9	18.825	110.1	56.995	76.29	0.367	10:01:46.673	
17 -	22.282	76.2	16.119	75.9	18.891	111.8	57.292	75.90	0.664	10:02:43.965	
18 -	22.064	75.8	16.256	75.9	19.044	111.1	57.364	75.80	0.736	10:03:41.329	
19 -	22.134	76.6	15.978	76.6	18.874	111.1	56.986	76.31	0.358	10:04:38.315	
20 -	21.896	76.1	16.072	75.1	18.844	112.4	56.812	(3)	76.54	0.184	10:05:35.127

Weather / Track : Sunny / Dry

Brands Hatch Indy
Circuit Length = 1.2079 miles
Start: 09:45 Flag 10:05 End: 10:06

MCRCB BULLETIN TK085**2014 MCE British Superbike Championship - Round 1****2014 Motul British Motostar Championship****FREE PRACTICE 2 - SECTOR ANALYSIS**

SECTOR 1 = FL to I1, SECTOR 2 = I1 to I2, SECTOR 3 = I2 to FL, DIFF = Difference To Personal Best Lap

P33	100	Stephen CAMPBELL					Honda - Campbell Racing				
LAP	SECTOR 1	SECTOR 2			SECTOR 3		LAP TIME	MPH	DIFF	TIME OF DAY	
1 -	OUTLAP	65.8	18.389	64.8	20.664	111.4	1:08.200	63.76	10.491	09:47:03.556	
2 -	25.514	71.6	17.354	71.3	19.768	111.2	1:02.636	69.42	4.927	09:48:06.192	
3 -	23.197	72.8	16.734	68.6	19.565	112.7	59.496 (3)	73.09	1.787	09:49:05.688	
4 -	22.589	73.1	16.545	72.5	19.155	112.4	58.289 (2)	74.60	0.580	09:50:03.977	
5 -	21.901	74.5	15.958	76.3	19.850	110.3	57.709 (1)	75.35		09:51:01.686	
6 -	22.593	73.3	15.915	72.3	IN PIT		2:28.355 P	29.31	1:30.646	09:53:30.041	
7 -	OUTLAP	73.6	16.275	73.7	19.315	110.9	1:02.580	69.48	4.871	09:54:32.621	

MCRCB BULLETIN TK086**2014 MCE British Superbike Championship - Round 1****2014 Motul British Motostar Championship****FREE PRACTICE 2 - BEST SPEEDS**

POS	SECTOR 1			SECTOR 2			FINISH LINE		
	NO	NAME	MPH	NO	NAME	MPH	NO	NAME	MPH
1	6	Taz TAYLOR	81.2	12	Edward RENDELL	88.9	76	Ryan SAXELBY	122.9
2	76	Ryan SAXELBY	81.2	69	Tom BOOTH-AMOS	88.4	66	Joe IRVING	122.6
3	36	Jayson URIBE	80.8	41	Milo WARD	88.2	42	James HOBSON	122.0
4	66	Joe IRVING	80.7	17	James FLITCROFT	87.8	79	Chris TAYLOR	120.9
5	79	Chris TAYLOR	80.7	35	Elliot LODGE	87.5	17	James FLITCROFT	120.6
6	86	Charlie NESBITT	80.6	76	Ryan SAXELBY	87.2	34	Jordan WEAVING	120.6
7	72	Alex PERSSON	80.5	66	Joe IRVING	86.8	36	Jayson URIBE	120.6
8	34	Jordan WEAVING	80.4	36	Jayson URIBE	86.3	6	Taz TAYLOR	120.0
9	127	Georgina POLDEN	80.0	86	Charlie NESBITT	85.5	13	Sam BURMAN	119.4
10	42	James HOBSON	79.4	164	Anthony ALONSO	85.0	142	Brian SLOOTEN	119.4
11	25	Mike BROUWERS	79.4	127	Georgina POLDEN	85.0	12	Edward RENDELL	118.7
12	17	James FLITCROFT	79.0	25	Mike BROUWERS	84.7	47	Jake ARCHER	118.3
13	13	Sam BURMAN	78.9	42	James HOBSON	83.6	90	Greg GREENWOOD	118.3
14	12	Edward RENDELL	78.8	34	Jordan WEAVING	83.4	86	Charlie NESBITT	118.3
15	47	Jake ARCHER	78.8	64	Asher DURHAM	83.3	24	Daniel COSTILLA	118.1
16	142	Brian SLOOTEN	78.6	19	Kai JOHNSON	83.1	84	Daniel HERMANSSON	117.7
17	19	Kai JOHNSON	78.5	65	Josh OWENS	83.1	127	Georgina POLDEN	117.1
18	65	Josh OWENS	78.5	6	Taz TAYLOR	82.8	41	Milo WARD	116.9
19	84	Daniel HERMANSSON	78.4	43	Arnie SHELTON	82.5	65	Josh OWENS	116.9
20	164	Anthony ALONSO	78.2	72	Alex PERSSON	82.5	72	Alex PERSSON	116.7
21	41	Milo WARD	78.1	142	Brian SLOOTEN	82.5	25	Mike BROUWERS	115.9
22	24	Daniel COSTILLA	77.7	24	Daniel COSTILLA	82.2	43	Arnie SHELTON	115.1
23	45	Mark STRUDWICK	77.6	44	Jake BAYFORD	81.7	4	Louis VALLELEY	114.9
24	11	Joseph THOMAS	77.4	13	Sam BURMAN	81.7	44	Jake BAYFORD	114.9
25	44	Jake BAYFORD	77.4	79	Chris TAYLOR	81.0	7	Jamie ASHBY	113.3
26	35	Elliot LODGE	76.8	90	Greg GREENWOOD	80.6	100	Stephen CAMPBELL	112.7
27	69	Tom BOOTH-AMOS	76.8	11	Joseph THOMAS	79.7	164	Anthony ALONSO	112.5
28	4	Louis VALLELEY	76.7	47	Jake ARCHER	79.7	11	Joseph THOMAS	112.2
29	7	Jamie ASHBY	76.6	84	Daniel HERMANSSON	79.6	35	Elliot LODGE	112.0
30	90	Greg GREENWOOD	76.6	4	Louis VALLELEY	78.7	19	Kai JOHNSON	111.8
31	64	Asher DURHAM	75.6	7	Jamie ASHBY	77.9	45	Mark STRUDWICK	110.3
32	43	Arnie SHELTON	75.0	45	Mark STRUDWICK	77.0	64	Asher DURHAM	110.1
33	100	Stephen CAMPBELL	74.5	100	Stephen CAMPBELL	76.3	69	Tom BOOTH-AMOS	108.5

Weather / Track : Sunny / Dry

Brands Hatch Indy

Circuit Length = 1.2079 miles

Start: 09:45 Flag 10:05 End: 10:06

Results can be found at www.tsl-timing.com

Printed - 10:15 Saturday, 19 April 2014

MCRCB BULLETIN TK087

2014 MCE British Superbike Championship - Round 1

2014 Motul British Motostar Championship

FREE PRACTICE 2 - BEST SECTORS

SECTOR 1			SECTOR 2			SECTOR 3			IDEAL / BEST COMPARISON						
POS	NO	NAME	TIME	NO	NAME	TIME	NO	NAME	TIME	POS	NO	NAME	IDEAL	BEST	DIFF
1	36	URIBE	19.708	17	FLITCROFT	13.814	36	URIBE	17.003						
2	86	NESBITT	19.882	12	RENDELL	14.050	76	SAXELBY	17.147	1	36	URIBE	50.904	50.988	0.084
3	17	FLITCROFT	19.919	76	SAXELBY	14.131	86	NESBITT	17.283	2	76	SAXELBY	51.197	51.453	0.256
4	76	SAXELBY	19.919	36	URIBE	14.193	79	TAYLOR	17.444	3	17	FLITCROFT	51.240	51.700	0.460
5	12	RENDELL	20.061	41	WARD	14.201	6	TAYLOR	17.474	4	86	NESBITT	51.510	51.599	0.089
6	66	IRVING	20.188	66	IRVING	14.234	12	RENDELL	17.480	5	12	RENDELL	51.591	51.624	0.033
7	72	PERSSON	20.206	72	PERSSON	14.265	17	FLITCROFT	17.507	6	66	IRVING	52.011	52.011	0.000
8	41	WARD	20.216	86	NESBITT	14.345	34	WEAVING	17.527	7	41	WARD	52.057	52.084	0.027
9	79	TAYLOR	20.245	35	LODGE	14.481	164	ALONSO	17.571	8	72	PERSSON	52.110	52.205	0.095
10	34	WEAVING	20.250	25	BROUWERS	14.481	66	IRVING	17.589	9	79	TAYLOR	52.248	52.318	0.070
11	69	BOOTH-AMOS	20.257	6	TAYLOR	14.509	84	HERMANSSON	17.605	10	34	WEAVING	52.317	52.387	0.070
12	127	POLDEN	20.281	69	BOOTH-AMOS	14.509	72	PERSSON	17.639	11	6	TAYLOR	52.358	52.545	0.187
13	164	ALONSO	20.289	24	COSTILLA	14.533	41	WARD	17.640	12	164	ALONSO	52.420	52.741	0.321
14	24	COSTILLA	20.367	34	WEAVING	14.540	127	POLDEN	17.648	13	24	COSTILLA	52.620	52.760	0.140
15	6	TAYLOR	20.375	79	TAYLOR	14.559	13	BURMAN	17.656	14	127	POLDEN	52.641	52.952	0.311
16	42	HOBSON	20.383	164	ALONSO	14.560	42	HOBSON	17.663	15	42	HOBSON	52.708	52.708	0.000
17	35	LODGE	20.385	142	SLOOTEN	14.626	65	OWENS	17.707	16	69	BOOTH-AMOS	52.752	52.926	0.174
18	65	OWENS	20.542	42	HOBSON	14.662	25	BROUWERS	17.708	17	25	BROUWERS	52.768	53.110	0.342
19	84	HERMANSSON	20.573	127	POLDEN	14.712	24	COSTILLA	17.720	18	35	LODGE	52.858	53.031	0.173
20	25	BROUWERS	20.579	19	JOHNSON	14.763	142	SLOOTEN	17.722	19	65	OWENS	53.012	53.145	0.133
21	64	DURHAM	20.637	65	OWENS	14.763	44	BAYFORD	17.891	20	142	SLOOTEN	53.030	53.294	0.264
22	19	JOHNSON	20.661	13	BURMAN	14.838	90	GREENWOOD	17.961	21	84	HERMANSSON	53.084	53.161	0.077
23	142	SLOOTEN	20.682	47	ARCHER	14.866	47	ARCHER	17.966	22	13	BURMAN	53.236	53.361	0.125
24	13	BURMAN	20.742	84	HERMANSSON	14.906	69	BOOTH-AMOS	17.986	23	19	JOHNSON	53.441	53.701	0.260
25	90	GREENWOOD	20.927	64	DURHAM	14.922	35	LODGE	17.992	24	64	DURHAM	53.608	53.853	0.245
26	11	THOMAS	20.950	44	BAYFORD	14.976	19	JOHNSON	18.017	25	47	ARCHER	53.858	53.858	0.000
27	47	ARCHER	21.026	90	GREENWOOD	15.057	64	DURHAM	18.049	26	90	GREENWOOD	53.945	54.078	0.133
28	45	STRUDWICK	21.147	11	THOMAS	15.110	11	THOMAS	18.259	27	44	BAYFORD	54.102	54.352	0.250
29	44	BAYFORD	21.235	45	STRUDWICK	15.286	43	SHELTON	18.454	28	11	THOMAS	54.319	54.680	0.361
30	43	SHELTON	21.500	4	VALLELEY	15.312	45	STRUDWICK	18.511	29	45	STRUDWICK	54.944	55.038	0.094
31	4	VALLELEY	21.655	43	SHELTON	15.532	4	VALLELEY	18.523	30	43	SHELTON	55.486	55.486	0.000
32	7	ASHBY	21.896	100	CAMPBELL	15.915	7	ASHBY	18.704	31	4	VALLELEY	55.490	55.641	0.151
33	100	CAMPBELL	21.901	7	ASHBY	15.939	100	CAMPBELL	19.155	32	7	ASHBY	56.539	56.628	0.089
										33	100	CAMPBELL	56.971	57.709	0.738

Weather / Track : Sunny / Dry

Results can be found at www.tsl-timing.com

Brands Hatch Indy
Circuit Length = 1.2079 miles
Start: 09:45 Flag 10:05 End: 10:06

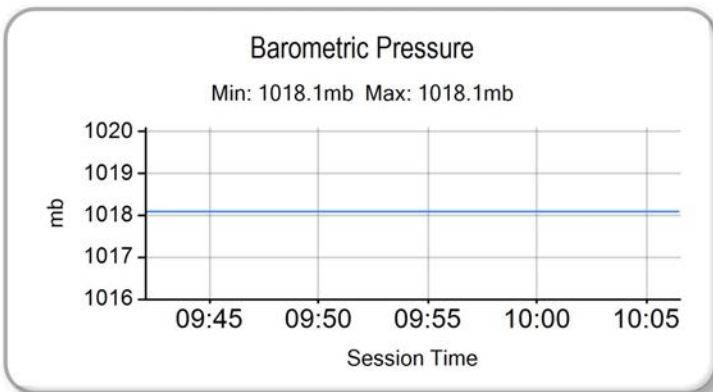
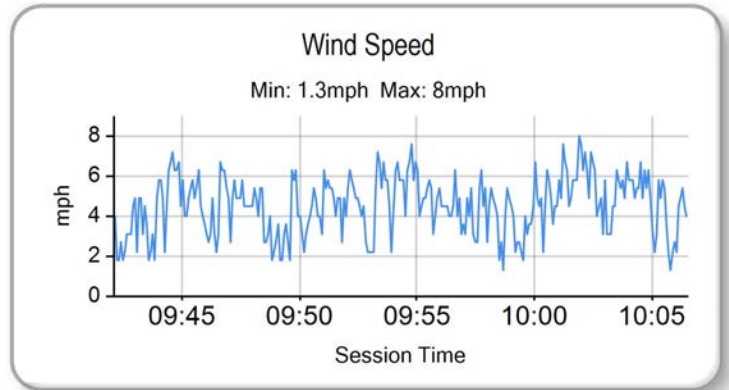
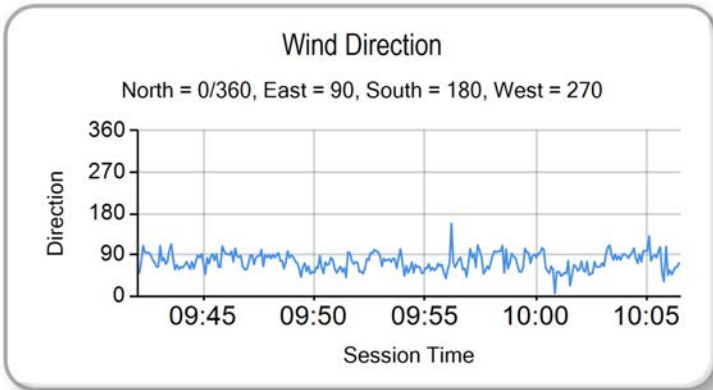
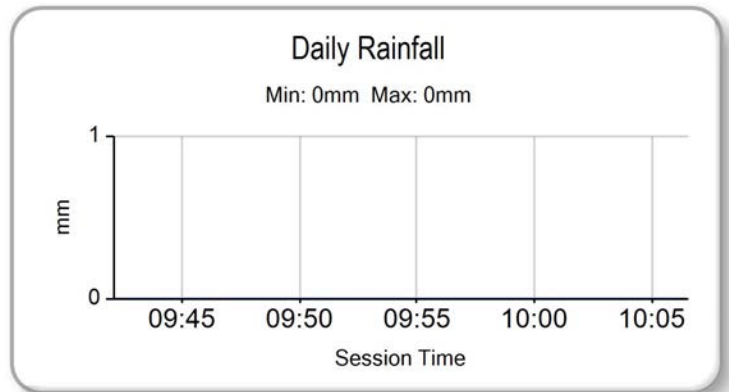
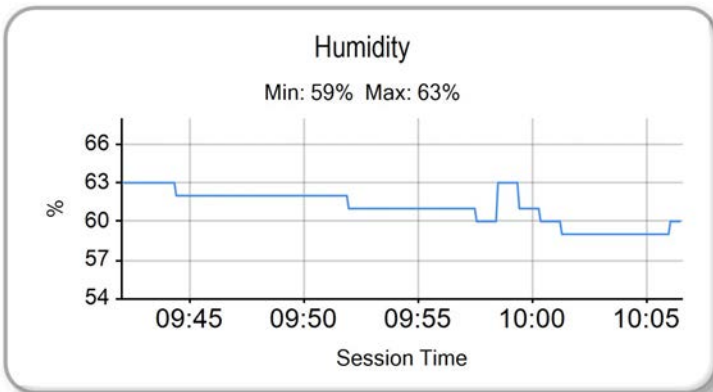
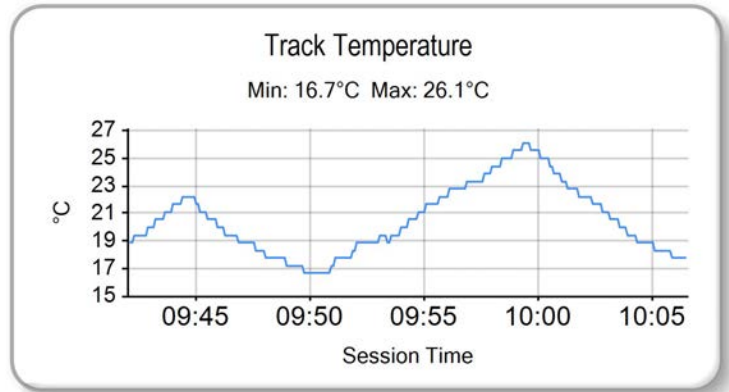
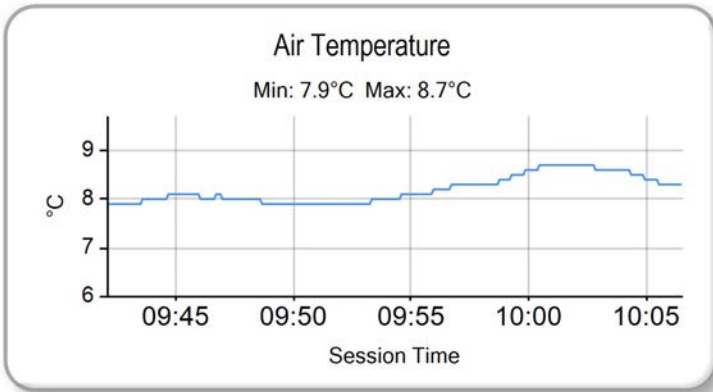
Printed - 10:16 Saturday, 19 April 2014

MCRCB BULLETIN TK088

2014 MCE British Superbike Championship - Round 1

2014 Motul British Motostar Championship

FREE PRACTICE 2 - WEATHER CONDITIONS



Weather / Track : Sunny / Dry

Results can be found at www.tsl-timing.com

Brands Hatch Indy
Circuit Length = 1.2079 miles
Start: 09:45 Flag 10:05 End: 10:06

Printed - 10:16 Saturday, 19 April 2014



POS	NO	CL	PIC NAME	ENTRY	TIME	ON	LAPS	GAP	DIFF	MPH
1	66	M3	1 Joe IRVING	KTM - Redline KTM	50.585	20	23			85.96
2	76		1 Ryan SAXELBY	Honda - RS Racing	50.808	8	23	0.223	0.223	85.58
3	12		2 Edward RENDELL	Honda - Banks Racing	50.958	22	26	0.373	0.150	85.33
4	36	M3	2 Jayson URIBE	Honda - FPW Racing / RSR	51.017	13	29	0.432	0.059	85.23
5	34	M3	3 Jordan WEAVING	KTM - Jordan Racing / Burkert	51.271	23	24	0.686	0.254	84.81
6	86	M3	4 Charlie NESBITT	Repli-Cast - Repli-Cast UK	51.296	29	29	0.711	0.025	84.77
7	24	M3	5 Daniel COSTILLA	Repli-Cast - Repli-Cast UK	51.342	29	29	0.757	0.046	84.69
8	6		3 Taz TAYLOR	Luyten Honda - FPW Racing / Hookless Holidays	51.397	24	29	0.812	0.055	84.60
9	164		4 Anthony ALONSO	Honda - SP125 / BARF Racing	51.492	25	27	0.907	0.095	84.45
10	72		5 Alex PERSSON	Honda - PWR / Nordgren Racing	51.664	19	23	1.079	0.172	84.17
11	79	M3	6 Chris TAYLOR	Honda - Ducati Coventry	51.791	24	24	1.206	0.127	83.96
12	65		6 Josh OWENS	Honda - RCD Motorsport	51.835	28	29	1.250	0.044	83.89
13	35		7 Elliot LODGE	Honda - SP125 / Spike Racing	51.835	23	23	1.250	0.000	83.89
14	25	M3	7 Mike BROUWERS	Honda - Joma / Brouwers Racing Team	51.888	24	28	1.303	0.053	83.80
15	41		8 Milo WARD	Luyten Honda - FPW Racing	51.892	25	27	1.307	0.004	83.80
16	17		9 James FLITCROFT	Nykos - Kinpac Racing	52.081	6	7	1.496	0.189	83.49
17	69	M3	8 Tom BOOTH-AMOS	BMS Pre M3 - FAB Racing BMS Pre Moto3	52.194	20	26	1.609	0.113	83.31
18	84		10 Daniel HERMANSSON	TSR Luyten - FPW Racing	52.350	24	26	1.765	0.156	83.06
19	142	M3	9 Brian SLOOTEN	Honda - Bakker Frames Holland	52.369	13	19	1.784	0.019	83.03
20	127	M3	10 Georgina POLDEN	Honda - RS Racing	52.478	16	23	1.893	0.109	82.86
21	43		11 Arnie SHELTON	Honda - e3 motorsport with Shelton Racing	52.666	22	22	2.081	0.188	82.56
22	44		12 Jake BAYFORD	Honda - Intek Adhesives by SGR Racing	53.121	27	27	2.536	0.455	81.86
23	64		13 Asher DURHAM	Honda - SP125Racing.com	53.356	19	22	2.771	0.235	81.50
24	19		14 Kai JOHNSON	Nykos - Kinpac Racing	53.679	5	10	3.094	0.323	81.01
25	47		15 Jake ARCHER	Honda - Jake Archer Racing	53.716	25	25	3.131	0.037	80.95
26	90		16 Greg GREENWOOD	Luyten Honda - FPW Racing	54.013	11	15	3.428	0.297	80.51
27	13	M3	11 Sam BURMAN	Honda - WNT / Burman Racing	54.318	5	5	3.733	0.305	80.05
28	45		17 Mark STRUDWICK	Honda - MTS Racing	54.378	24	24	3.793	0.060	79.96

QUALIFYING LAPTIME (110.0% of 50.585) = 55.643

29	11		18 Joseph THOMAS	Honda - Moto UK Racing	55.646	8	12	5.061	1.268	78.14
30	7		19 Jamie ASHBY	Honda - JPA Racing / SP125	55.674	22	24	5.089	0.028	78.10
31	100		20 Stephen CAMPBELL	Honda - Campbell Racing	56.897	21	22	6.312	1.223	76.42

Weather / Track : Sunny / Dry

These results are provisional until the conclusion of any judicial and technical matters.

Brands Hatch Indy

Circuit Length = 1.2079 miles

Start: 14:00 Flag 14:25 End: 14:26

Race Director :	Stewards :	Timekeeper :
-----------------	------------	--------------

Results can be found at www.britishsuperbike.com

Printed - 14:26 Saturday, 19 April 2014



MCRCB BULLETIN TK116

2014 MCE British Superbike Championship - Round 1

2014 Motul British Motostar Championship

QUALIFYING 1 - SECTOR ANALYSIS

SECTOR 1 = FL to I1, SECTOR 2 = I1 to I2, SECTOR 3 = I2 to FL, DIFF = Difference To Personal Best Lap

P1		66 M3		Joe IRVING		KTM - Redline KTM				
LAP		SECTOR 1	SECTOR 2		SECTOR 3		LAP TIME	MPH	DIFF	TIME OF DAY
1 -	OUTLAP	78.5	15.715	69.9	18.496	115.9	58.136	74.80	7.551	14:01:01.570
2 -	21.087	79.0	14.615	82.3	17.671	117.9	53.373	81.47	2.788	14:01:54.943
3 -	20.465	80.1	14.470	84.2	17.589	116.3	52.524	82.79	1.939	14:02:47.467
4 -	20.597	79.6	14.686	86.3	17.525	118.1	52.808	82.34	2.223	14:03:40.275
5 -	20.047	79.8	14.183	86.7	17.566	118.9	51.796	83.95	1.211	14:04:32.071
6 -	20.575	78.2	14.870	77.8	IN PIT		1:56.076	P 37.46	1:05.491	14:06:28.147
7 -	OUTLAP	77.0	14.795	81.1	17.550	116.9	57.317	75.86	6.732	14:07:25.464
8 -	20.087	79.7	14.517	84.5	17.568	115.9	52.172	83.35	1.587	14:08:17.636
9 -	20.097	80.2	14.260	86.5	17.429	116.3	51.786	83.97	1.201	14:09:09.422
10 -	20.182	80.4	14.255	88.2	17.385	119.8	51.822	83.91	1.237	14:10:01.244
11 -	19.703	80.9	14.024	87.5	17.531	117.5	51.258	(2) 84.83	0.673	14:10:52.502
12 -	20.237	79.2	14.977	81.3	IN PIT		4:36.312	P 15.73	3:45.727	14:15:28.814
13 -	OUTLAP	80.1	14.435	83.9	17.517	115.9	54.606	79.63	4.021	14:16:23.420
14 -	20.179	79.7	14.316	86.7	17.635	114.7	52.130	83.41	1.545	14:17:15.550
15 -	19.755	79.7	14.173	87.7	17.516	114.1	51.444	(3) 84.53	0.859	14:18:06.994
16 -	19.987	79.8	14.222	85.2	17.475	114.9	51.684	84.13	1.099	14:18:58.678
17 -	20.070	78.9	14.247	87.2	17.601	114.9	51.918	83.75	1.333	14:19:50.596
18 -	21.855	62.8	16.928	76.3	18.260	113.1	57.043	76.23	6.458	14:20:47.639
19 -	20.437	79.5	14.258	87.8	17.148	119.4	51.843	83.88	1.258	14:21:39.482
20 -	19.595	81.2	13.941	90.0	17.049	120.9	50.585	(1) 85.96		14:22:30.067
21 -	20.768	72.4	15.434	75.3	IN PIT		1:31.335	P 47.61	40.750	14:24:01.402
22 -	OUTLAP	81.9	13.944	88.0	17.073	122.0	52.673	82.55	2.088	14:24:54.075
23 -	19.770	75.3	17.555	60.8	19.283	100.0	56.608	76.81	6.023	14:25:50.683

P2		76		Ryan SAXELBY		Honda - RS Racing				
LAP		SECTOR 1	SECTOR 2		SECTOR 3		LAP TIME	MPH	DIFF	TIME OF DAY
1 -	OUTLAP	74.3	16.052	75.3	18.143	117.5	57.158	76.08	6.350	14:04:55.761
2 -	21.016	77.5	15.321	78.7	18.171	109.1	54.508	79.77	3.700	14:05:50.269
3 -	22.358	78.5	15.349	76.6	17.863	116.7	55.570	78.25	4.762	14:06:45.839
4 -	20.365	80.0	14.583	84.2	17.328	119.6	52.276	83.18	1.468	14:07:38.115
5 -	20.239	78.2	14.271	85.7	17.249	121.5	51.759	84.01	0.951	14:08:29.874
6 -	20.155	78.9	14.192	85.8	17.214	122.0	51.561	84.33	0.753	14:09:21.435
7 -	20.032	81.0	14.061	85.7	17.110	121.1	51.203	84.92	0.395	14:10:12.638
8 -	19.803	80.4	14.005	85.5	17.000	121.5	50.808	(1) 85.58		14:11:03.446
9 -	20.020	81.0	13.995	81.6	17.169	122.9	51.184	84.96	0.376	14:11:54.630
10 -	20.373	78.2	14.303	83.6	17.289	118.7	51.965	83.68	1.157	14:12:46.595
11 -	20.010	80.1	14.046	87.2	17.242	112.0	51.298	84.77	0.490	14:13:37.893
12 -	25.653	47.0	24.811	73.9	IN PIT		1:37.393	P 44.65	46.585	14:15:15.286
13 -	OUTLAP	76.4	14.195	83.3	17.286	112.4	53.952	80.60	3.144	14:16:09.238
14 -	20.304	75.6	16.565	80.1	17.252	120.6	54.121	80.34	3.313	14:17:03.359
15 -	20.138	81.0	14.232	82.2	17.407	114.9	51.777	83.98	0.969	14:17:55.136
16 -	20.231	80.9	14.237	81.9	17.288	113.9	51.756	84.02	0.948	14:18:46.892
17 -	20.434	62.7	18.801	66.8	18.968	118.5	58.203	74.71	7.395	14:19:45.095
18 -	19.938	79.2	14.719	85.0	17.234	118.3	51.891	83.80	1.083	14:20:36.986
19 -	19.775	80.9	14.144	86.0	17.073	121.7	50.992	(3) 85.28	0.184	14:21:27.978
20 -	20.001	74.6	14.188	85.8	17.233	120.2	51.422	84.56	0.614	14:22:19.400
21 -	20.072	80.8	14.237	82.5	17.497	119.8	51.806	83.94	0.998	14:23:11.206
22 -	19.936	80.7	13.987	88.2	17.046	120.9	50.969	(2) 85.31	0.161	14:24:02.175
23 -	20.456	79.6	14.929	82.6	17.095	120.9	52.480	82.86	1.672	14:24:54.655

P3		12		Edward RENDELL		Honda - Banks Racing				
LAP		SECTOR 1	SECTOR 2		SECTOR 3		LAP TIME	MPH	DIFF	TIME OF DAY
1 -	OUTLAP	68.7	16.104	77.0	18.711	113.5	59.884	72.61	8.926	14:01:13.436
2 -	20.565	76.7	14.423	85.2	17.737	117.3	52.725	82.47	1.767	14:02:06.161
3 -	20.552	77.3	14.585	83.0	17.679	117.7	52.816	82.33	1.858	14:02:58.977
4 -	20.649	77.8	15.026	83.3	17.578	117.9	53.253	81.65	2.295	14:03:52.230
5 -	20.160	78.6	14.191	88.4	17.521	116.3	51.872	83.83	0.914	14:04:44.102
6 -	20.011	78.0	14.245	85.8	17.984	117.3	52.240	83.24	1.282	14:05:36.342
7 -	20.334	78.4	14.007	88.5	18.052	113.5	52.393	82.99	1.435	14:06:28.735
8 -	20.093	77.7	14.061	87.3	17.567	116.7	51.721	84.07	0.763	14:07:20.456

Weather / Track : Sunny / Dry

Brands Hatch Indy
Circuit Length = 1.2079 miles
Start: 14:00 Flag 14:25 End: 14:26

MCRCB BULLETIN TK116

2014 MCE British Superbike Championship - Round 1

2014 Motul British Motostar Championship

QUALIFYING 1 - SECTOR ANALYSIS

SECTOR 1 = FL to I1, SECTOR 2 = I1 to I2, SECTOR 3 = I2 to FL, DIFF = Difference To Personal Best Lap

9 -	20.497	78.0	14.175	92.2	17.742	114.9	52.414	82.96	1.456	14:08:12.870
10 -	19.906	78.1	13.992	90.1	17.517	116.1	51.415	84.57	0.457	14:09:04.285
11 -	19.838	77.7	14.057	84.8	17.547	116.7	51.442	84.53	0.484	14:09:55.727
12 -	20.046	77.3	13.969	87.7	17.641	115.5	51.656	84.18	0.698	14:10:47.383
13 -	19.865	77.5	13.870	90.5	17.508	115.3	51.243	84.86	0.285	14:11:38.626
14 -	20.009	76.9	14.011	89.6	17.751	112.4	51.771	83.99	0.813	14:12:30.397
15 -	19.946	78.2	13.869	90.0	17.635	112.2	51.450	84.52	0.492	14:13:21.847
16 -	19.952	76.9	14.068	89.2	18.032	111.2	52.052	83.54	1.094	14:14:13.899
17 -	19.963	77.8	13.804	88.5	17.695	113.1	51.462	84.50	0.504	14:15:05.361
18 -	20.305	78.9	14.203	84.7	IN PIT		3:18.276	P 21.93	2:27.318	14:18:23.637
19 -	OUTLAP	76.5	14.165	89.6	17.431	115.7	52.194	83.31	1.236	14:19:15.831
20 -	20.021	78.2	14.082	88.4	17.558	112.9	51.661	84.17	0.703	14:20:07.492
21 -	19.810	77.4	13.931	90.9	17.437	115.1	51.178	84.97	0.220	14:20:58.670
22 -	19.730	79.0	13.813	88.2	17.415	114.9	50.958 (1)	85.33		14:21:49.628
23 -	19.581	79.0	13.769	92.2	17.637	115.1	50.987 (2)	85.28	0.029	14:22:40.615
24 -	19.543	79.3	14.026	86.7	17.479	116.1	51.048 (3)	85.18	0.090	14:23:31.663
25 -	20.167	78.1	13.728	92.4	17.499	114.5	51.394	84.61	0.436	14:24:23.057
26 -	19.828	79.0	14.406	89.4	17.456	113.9	51.690	84.12	0.732	14:25:14.747

P4		36 M3		Jayson URIBE			Honda - FPW Racing / RSR			
LAP	SECTOR 1	SECTOR 2	SECTOR 3	LAP TIME	MPH	DIFF	TIME OF DAY			
1 -	OUTLAP	70.2	16.782	74.4	19.040	113.5	1:01.778	70.39	10.761	14:01:13.081
2 -	20.560	79.2	14.595	83.4	17.702	116.3	52.857	82.27	1.840	14:02:05.938
3 -	20.290	79.6	14.894	83.3	17.665	118.1	52.849	82.28	1.832	14:02:58.787
4 -	20.558	80.3	15.183	82.6	17.675	117.5	53.416	81.41	2.399	14:03:52.203
5 -	19.927	80.0	14.298	86.8	17.628	115.3	51.853	83.86	0.836	14:04:44.056
6 -	20.323	78.9	14.250	86.5	17.608	115.5	52.181	83.33	1.164	14:05:36.237
7 -	20.190	80.0	14.062	87.2	18.720	114.3	52.972	82.09	1.955	14:06:29.209
8 -	19.762	80.2	14.196	89.1	17.344	119.1	51.302	84.76	0.285	14:07:20.511
9 -	20.090	79.4	14.175	87.0	17.476	114.9	51.741	84.04	0.724	14:08:12.252
10 -	19.911	79.7	14.120	86.8	17.314	115.9	51.345	84.69	0.328	14:09:03.597
11 -	20.018	79.7	14.437	82.5	17.452	117.1	51.907	83.77	0.890	14:09:55.504
12 -	19.916	79.1	14.196	86.7	17.510	115.1	51.622	84.23	0.605	14:10:47.126
13 -	19.721	79.7	13.975	88.0	17.321	116.7	51.017 (1)	85.23		14:11:38.143
14 -	19.736	80.0	14.103	87.0	17.347	114.5	51.186	84.95	0.169	14:12:29.329
15 -	19.754	79.9	13.972	89.4	17.496	113.3	51.222	84.89	0.205	14:13:20.551
16 -	20.390	71.9	15.679	86.7	17.709	112.5	53.778	80.86	2.761	14:14:14.329
17 -	19.840	81.4	13.913	88.0	17.344	114.5	51.097 (3)	85.10	0.080	14:15:05.426
18 -	20.030	80.5	13.872	87.7	17.155	115.1	51.057 (2)	85.17	0.040	14:15:56.483
19 -	20.048	79.5	13.936	88.9	17.432	114.5	51.416	84.57	0.399	14:16:47.899
20 -	19.644	80.9	14.058	85.3	17.910	113.9	51.612	84.25	0.595	14:17:39.511
21 -	20.194	79.4	14.019	87.2	17.330	115.5	51.543	84.36	0.526	14:18:31.054
22 -	22.862	72.1	21.530	60.9	22.815	111.2	1:07.207	64.70	16.190	14:19:38.261
23 -	20.051	79.7	14.185	86.3	17.586	112.4	51.822	83.91	0.805	14:20:30.083
24 -	20.075	79.6	13.985	87.0	17.245	116.3	51.305	84.75	0.288	14:21:21.388
25 -	22.283	61.5	15.349	79.8	18.268	111.2	55.900	77.79	4.883	14:22:17.288
26 -	20.709	79.7	13.999	87.7	17.440	115.9	52.148	83.38	1.131	14:23:09.436
27 -	20.132	77.2	14.290	86.7	17.284	115.9	51.706	84.10	0.689	14:24:01.142
28 -	19.859	80.3	13.947	86.5	17.504	115.9	51.310	84.75	0.293	14:24:52.452
29 -	19.657	80.5	14.366	82.6	17.449	114.5	51.472	84.48	0.455	14:25:43.924

P5		34 M3		Jordan WEAVING			KTM - Jordan Racing / Burkert			
LAP	SECTOR 1	SECTOR 2	SECTOR 3	LAP TIME	MPH	DIFF	TIME OF DAY			
1 -	OUTLAP	69.1	16.619	77.9	18.070	116.9	57.968	75.01	6.697	14:01:32.123
2 -	20.535	78.5	14.662	79.8	17.811	117.5	53.008	82.03	1.737	14:02:25.131
3 -	20.392	80.0	14.491	83.1	17.576	117.3	52.459	82.89	1.188	14:03:17.590
4 -	20.247	80.0	14.678	82.5	17.646	116.5	52.571	82.71	1.300	14:04:10.161
5 -	20.182	79.3	14.502	82.0	17.878	116.7	52.562	82.73	1.291	14:05:02.723
6 -	20.202	79.9	14.526	79.4	17.591	117.3	52.319	83.11	1.048	14:05:55.042
7 -	20.577	78.8	14.650	78.7	17.626	117.7	52.853	82.27	1.582	14:06:47.895
8 -	20.182	79.5	14.424	83.1	17.571	117.9	52.177	83.34	0.906	14:07:40.072
9 -	19.999	80.0	14.221	84.5	17.327	119.1	51.547	84.36	0.276	14:08:31.619
10 -	20.008	79.7	14.281	83.3	17.226	120.2	51.515	84.41	0.244	14:09:23.134

Weather / Track : Sunny / Dry

Brands Hatch Indy
Circuit Length = 1.2079 miles
Start: 14:00 Flag 14:25 End: 14:26

MCRCB BULLETIN TK116

2014 MCE British Superbike Championship - Round 1

2014 Motul British Motostar Championship

QUALIFYING 1 - SECTOR ANALYSIS

SECTOR 1 = FL to I1, SECTOR 2 = I1 to I2, SECTOR 3 = I2 to FL, DIFF = Difference To Personal Best Lap

11 -	20.415	73.9	14.814	81.4	17.623	118.3	52.852	82.27	1.581	14:10:15.986
12 -	19.892	79.9	14.250	83.0	17.508	118.1	51.650	84.19	0.379	14:11:07.636
13 -	21.862	76.2	15.248	75.5	IN PIT		4:23.072	P 16.53	3:31.801	14:15:30.708
14 -	OUTLAP	67.4	15.686	78.6	17.700	116.5	56.139	77.46	4.868	14:16:26.847
15 -	20.001	80.9	14.290	83.9	17.444	116.7	51.735	84.05	0.464	14:17:18.582
16 -	19.885	81.1	14.203	84.0	17.369	117.7	51.457	(2) 84.50	0.186	14:18:10.039
17 -	20.218	79.4	14.432	79.1	17.784	117.9	52.434	82.93	1.163	14:19:02.473
18 -	24.938	47.0	18.844	75.9	17.691	118.3	1:01.473	70.74	10.202	14:20:03.946
19 -	19.813	81.5	14.409	78.6	17.517	117.7	51.739	84.04	0.468	14:20:55.685
20 -	19.786	80.4	14.261	83.9	17.440	117.5	51.487	84.46	0.216	14:21:47.172
21 -	19.880	79.6	14.217	85.3	17.362	118.7	51.459	(3) 84.50	0.188	14:22:38.631
22 -	19.799	79.9	14.223	84.8	17.775	117.5	51.797	83.95	0.526	14:23:30.428
23 -	19.825	80.3	14.258	84.2	17.188	118.7	51.271	(1) 84.81		14:24:21.699
24 -	20.540	80.4	14.503	84.0	17.405	117.5	52.448	82.91	1.177	14:25:14.147

P6	86 M3	Charlie NESBITT					Repli-Cast - Repli-Cast UK							
LAP	SECTOR 1	SECTOR 2	SECTOR 3	LAP TIME	MPH	DIFF	TIME OF DAY							
1 -	OUTLAP	75.2	15.052	81.6	17.755	116.7	54.163	80.28	2.867	14:01:16.984				
2 -	20.562	77.2	14.764	82.3	17.628	115.5	52.954	82.12	1.658	14:02:09.938				
3 -	20.330	78.2	14.663	83.7	17.492	114.1	52.485	82.85	1.189	14:03:02.423				
4 -	20.245	79.4	14.848	81.7	17.638	117.1	52.731	82.46	1.435	14:03:55.154				
5 -	20.802	81.0	14.943	79.4	17.711	117.7	53.456	81.34	2.160	14:04:48.610				
6 -	21.119	80.0	14.536	86.3	17.420	116.5	53.075	81.93	1.779	14:05:41.685				
7 -	20.721	79.3	14.498	84.8	17.517	116.3	52.736	82.45	1.440	14:06:34.421				
8 -	20.196	79.9	14.563	85.8	17.615	116.5	52.374	83.02	1.078	14:07:26.795				
9 -	19.982	80.1	14.251	86.2	17.375	117.9	51.608	84.26	0.312	14:08:18.403				
10 -	19.928	79.8	14.203	87.7	17.290	118.5	51.421	(3) 84.56	0.125	14:09:09.824				
11 -	20.075	79.5	14.235	88.4	17.284	117.9	51.594	84.28	0.298	14:10:01.418				
12 -	20.079	79.7	14.092	85.7	17.294	116.9	51.465	84.49	0.169	14:10:52.883				
13 -	20.021	78.8	14.911	83.0	18.131	114.9	53.063	81.95	1.767	14:11:45.946				
14 -	20.010	79.5	14.230	86.3	17.332	115.1	51.572	84.32	0.276	14:12:37.518				
15 -	20.204	79.0	14.363	85.7	17.450	113.9	52.017	83.59	0.721	14:13:29.535				
16 -	20.196	79.3	14.315	83.7	17.594	112.4	52.105	83.45	0.809	14:14:21.640				
17 -	22.203	68.3	15.874	83.1	17.724	113.9	55.801	77.93	4.505	14:15:17.441				
18 -	19.994	79.1	14.228	84.8	17.464	115.5	51.686	84.13	0.390	14:16:09.127				
19 -	20.053	78.8	14.463	85.3	17.486	115.1	52.002	83.62	0.706	14:17:01.129				
20 -	20.203	78.5	14.362	83.1	17.467	116.1	52.032	83.57	0.736	14:17:53.161				
21 -	19.997	79.2	14.390	83.9	17.349	118.3	51.736	84.05	0.440	14:18:44.897				
22 -	20.255	79.9	14.750	85.3	17.805	113.5	52.810	82.34	1.514	14:19:37.707				
23 -	20.151	78.7	14.466	85.7	18.117	116.1	52.734	82.46	1.438	14:20:30.441				
24 -	19.989	80.0	14.206	86.7	17.247	117.3	51.442	84.53	0.146	14:21:21.883				
25 -	20.034	79.3	14.288	84.8	17.426	116.3	51.748	84.03	0.452	14:22:13.631				
26 -	19.785	80.1	14.159	84.7	17.386	116.7	51.330	(2) 84.71	0.034	14:23:04.961				
27 -	19.848	80.1	14.330	83.0	17.414	117.3	51.592	84.28	0.296	14:23:56.553				
28 -	20.419	78.5	14.591	83.3	17.564	116.3	52.574	82.71	1.278	14:24:49.127				
29 -	19.805	79.8	14.181	85.7	17.310	115.9	51.296	(1) 84.77		14:25:40.423				

P7	24 M3	Daniel COSTILLA					Repli-Cast - Repli-Cast UK							
LAP	SECTOR 1	SECTOR 2	SECTOR 3	LAP TIME	MPH	DIFF	TIME OF DAY							
1 -	OUTLAP	75.5	15.623	79.3	18.206	114.1	55.132	78.87	3.790	14:01:19.137				
2 -	21.467	76.4	14.973	80.3	18.244	113.7	54.684	79.52	3.342	14:02:13.821				
3 -	20.539	77.3	14.633	81.3	18.147	112.9	53.319	81.55	1.977	14:03:07.140				
4 -	20.538	76.8	14.544	82.8	17.929	113.5	53.011	82.03	1.669	14:04:00.151				
5 -	20.643	78.3	14.443	83.6	17.651	114.5	52.737	82.45	1.395	14:04:52.888				
6 -	20.264	77.9	14.620	84.0	17.835	114.7	52.719	82.48	1.377	14:05:45.607				
7 -	21.086	76.0	14.814	81.1	18.122	116.7	54.022	80.49	2.680	14:06:39.629				
8 -	20.811	77.3	14.422	82.8	17.648	114.9	52.881	82.23	1.539	14:07:32.510				
9 -	20.592	77.6	14.322	83.9	17.773	115.9	52.687	82.53	1.345	14:08:25.197				
10 -	20.964	77.0	14.546	84.0	17.723	118.5	53.233	81.69	1.891	14:09:18.430				
11 -	20.236	78.6	14.136	84.2	17.607	114.3	51.979	83.66	0.637	14:10:10.409				
12 -	20.377	76.9	14.287	82.8	17.860	113.9	52.524	82.79	1.182	14:11:02.933				
13 -	19.960	77.1	14.082	84.8	17.617	114.7	51.659	84.17	0.317	14:11:54.592				
14 -	20.161	79.4	14.276	86.2	17.677	114.1	52.114	83.44	0.772	14:12:46.706				

Weather / Track : Sunny / Dry

Brands Hatch Indy

Circuit Length = 1.2079 miles

Start: 14:00 Flag 14:25 End: 14:26

MCRCB BULLETIN TK116

2014 MCE British Superbike Championship - Round 1

2014 Motul British Motostar Championship

QUALIFYING 1 - SECTOR ANALYSIS

SECTOR 1 = FL to I1, SECTOR 2 = I1 to I2, SECTOR 3 = I2 to FL, DIFF = Difference To Personal Best Lap

15 -	20.306	76.9	13.980	88.0	17.604	114.5	51.890	83.80	0.548	14:13:38.596
16 -	20.694	75.8	14.641	86.8	17.594	113.5	52.929	82.15	1.587	14:14:31.525
17 -	20.046	78.3	13.942	87.7	17.636	113.5	51.624	84.23	0.282	14:15:23.149
18 -	19.910	79.2	14.091	87.8	17.589	113.9	51.590 (2)	84.29	0.248	14:16:14.739
19 -	20.116	78.2	14.028	86.7	17.562	114.5	51.706	84.10	0.364	14:17:06.445
20 -	20.007	79.1	14.240	85.5	17.550	114.9	51.797	83.95	0.455	14:17:58.242
21 -	20.104	77.7	13.996	86.3	17.637	114.9	51.737	84.05	0.395	14:18:49.979
22 -	19.935	78.8	14.045	85.5	17.658	115.1	51.638	84.21	0.296	14:19:41.617
23 -	20.445	78.7	14.411	84.5	17.718	114.5	52.574	82.71	1.232	14:20:34.191
24 -	19.967	79.0	14.128	83.0	17.544	114.9	51.639	84.21	0.297	14:21:25.830
25 -	19.950	78.1	14.236	82.0	17.742	115.7	51.928	83.74	0.586	14:22:17.758
26 -	19.941	79.4	14.023	85.5	17.637	115.1	51.601 (3)	84.27	0.259	14:23:09.359
27 -	20.175	78.1	14.080	85.5	17.448	114.9	51.703	84.10	0.361	14:24:01.062
28 -	20.232	78.5	14.006	85.7	17.414	116.9	51.652	84.19	0.310	14:24:52.714
29 -	19.765	79.0	14.180	85.2	17.397	115.9	51.342 (1)	84.69		14:25:44.056

P8	6	Taz TAYLOR			Luyten Honda - FPW Racing / Hookless Holidays					
LAP		SECTOR 1	SECTOR 2	SECTOR 3	LAP TIME	MPH	DIFF	TIME OF DAY		
1 -	OUTLAP	70.2	16.793	75.1	18.829	113.7	1:01.418	70.80	10.021	14:01:13.151
2 -	21.500	78.7	15.055	79.7	17.739	116.3	54.294	80.09	2.897	14:02:07.445
3 -	20.843	79.3	15.112	80.0	17.811	116.3	53.766	80.88	2.369	14:03:01.211
4 -	20.957	79.2	15.130	77.5	17.715	117.9	53.802	80.82	2.405	14:03:55.013
5 -	20.802	80.2	14.944	78.3	17.739	115.5	53.485	81.30	2.088	14:04:48.498
6 -	21.229	75.7	15.594	81.4	17.716	116.3	54.539	79.73	3.142	14:05:43.037
7 -	20.888	79.9	14.667	77.0	17.860	116.3	53.415	81.41	2.018	14:06:36.452
8 -	20.371	80.2	14.514	81.9	17.628	116.9	52.513	82.81	1.116	14:07:28.965
9 -	20.366	79.5	14.954	82.8	17.496	116.7	52.816	82.33	1.419	14:08:21.781
10 -	20.311	79.7	14.451	83.3	17.453	116.9	52.215	83.28	0.818	14:09:13.996
11 -	20.228	80.2	14.375	83.9	17.389	117.3	51.992	83.63	0.595	14:10:05.988
12 -	20.971	77.5	14.901	81.1	17.487	116.7	53.359	81.49	1.962	14:10:59.347
13 -	20.239	79.4	14.299	83.3	17.403	117.5	51.941	83.72	0.544	14:11:51.288
14 -	20.326	80.1	14.259	81.0	17.487	115.5	52.072	83.51	0.675	14:12:43.360
15 -	20.093	80.6	14.259	80.1	17.384	117.5	51.736	84.05	0.339	14:13:35.096
16 -	20.440	79.8	14.276	83.3	17.517	114.7	52.233	83.25	0.836	14:14:27.329
17 -	20.316	79.9	14.279	84.2	17.505	115.3	52.100	83.46	0.703	14:15:19.429
18 -	20.186	81.2	14.153	81.3	17.508	115.7	51.847	83.87	0.450	14:16:11.276
19 -	20.139	80.6	14.271	82.3	17.477	114.7	51.887	83.80	0.490	14:17:03.163
20 -	20.175	80.4	14.241	84.5	17.492	117.1	51.908	83.77	0.511	14:17:55.071
21 -	20.151	80.5	14.260	83.1	17.320	117.3	51.731	84.06	0.334	14:18:46.802
22 -	20.235	81.1	14.783	78.4	18.307	116.3	53.325	81.54	1.928	14:19:40.127
23 -	20.083	80.8	14.124	84.2	17.316	119.4	51.523 (3)	84.40	0.126	14:20:31.650
24 -	20.008	81.3	14.089	84.0	17.300	117.7	51.397 (1)	84.60		14:21:23.047
25 -	20.350	77.4	14.277	85.5	17.393	117.1	52.020	83.59	0.623	14:22:15.067
26 -	19.974	81.0	14.096	81.1	17.428	117.7	51.498 (2)	84.44	0.101	14:23:06.565
27 -	20.048	80.3	14.187	83.1	17.302	118.1	51.537	84.37	0.140	14:23:58.102
28 -	20.359	81.0	14.179	82.0	17.429	118.7	51.967	83.68	0.570	14:24:50.069
29 -	20.114	80.5	14.445	81.1	17.431	116.1	51.990	83.64	0.593	14:25:42.059

P9	164	Anthony ALONSO			Honda - SP125 / BARF Racing					
LAP		SECTOR 1	SECTOR 2	SECTOR 3	LAP TIME	MPH	DIFF	TIME OF DAY		
1 -	OUTLAP	64.4	17.523	72.0	19.675	110.0	1:04.934	66.96	13.442	14:01:10.260
2 -	21.083	76.6	15.372	77.8	18.482	111.8	54.937	79.15	3.445	14:02:05.197
3 -	20.688	77.2	14.875	83.1	17.717	115.9	53.280	81.61	1.788	14:02:58.477
4 -	20.640	76.9	15.174	77.4	17.894	113.1	53.708	80.96	2.216	14:03:52.185
5 -	20.373	78.1	14.408	88.0	17.581	114.5	52.362	83.04	0.870	14:04:44.547
6 -	20.201	78.0	14.466	85.2	17.556	116.3	52.223	83.26	0.731	14:05:36.770
7 -	21.356	78.0	14.479	86.0	17.762	113.9	53.597	81.13	2.105	14:06:30.367
8 -	20.733	78.2	14.548	85.5	17.895	112.2	53.176	81.77	1.684	14:07:23.543
9 -	20.301	77.5	14.628	85.8	17.761	113.1	52.690	82.53	1.198	14:08:16.233
10 -	20.375	74.5	14.579	85.7	17.812	112.2	52.766	82.41	1.274	14:09:08.999
11 -	20.224	77.4	14.484	85.8	17.648	112.7	52.356	83.05	0.864	14:10:01.355
12 -	20.465	79.1	14.370	87.0	17.683	113.1	52.518	82.80	1.026	14:10:53.873
13 -	20.100	78.3	14.675	85.8	17.796	113.7	52.571	82.71	1.079	14:11:46.444

Weather / Track : Sunny / Dry

Brands Hatch Indy

Circuit Length = 1.2079 miles

Start: 14:00 Flag 14:25 End: 14:26

MCRCB BULLETIN TK116

2014 MCE British Superbike Championship - Round 1

2014 Motul British Motostar Championship

QUALIFYING 1 - SECTOR ANALYSIS

SECTOR 1 = FL to I1, SECTOR 2 = I1 to I2, SECTOR 3 = I2 to FL, DIFF = Difference To Personal Best Lap

14 -	20.104	78.2	14.399	86.7	17.737	112.0	52.240	83.24	0.748	14:12:38.684
15 -	20.165	77.7	14.629	86.7	17.723	111.8	52.517	82.80	1.025	14:13:31.201
16 -	20.164	78.0	14.298	86.3	17.914	110.7	52.376	83.02	0.884	14:14:23.577
17 -	20.242	76.1	14.320	86.3	17.762	111.2	52.324	83.10	0.832	14:15:15.901
18 -	20.057	78.2	14.228	89.4	17.599	111.8	51.884	(3) 83.81	0.392	14:16:07.785
19 -	21.024	65.0	18.026	67.3	IN PIT		1:58.714	P 36.63	1:07.222	14:18:06.499
20 -	OUTLAP	73.8	15.197	83.6	18.468	105.5	1:02.619	69.44	11.127	14:19:09.118
21 -	20.858	77.5	15.047	78.6	18.440	110.1	54.345	80.01	2.853	14:20:03.463
22 -	20.523	78.7	14.467	83.9	17.860	112.7	52.850	82.28	1.358	14:20:56.313
23 -	20.122	78.3	14.268	85.7	17.671	113.1	52.061	83.52	0.569	14:21:48.374
24 -	19.877	78.6	14.233	88.4	17.521	113.9	51.631	(2) 84.22	0.139	14:22:40.005
25 -	19.853	78.7	14.205	88.4	17.434	114.1	51.492	(1) 84.45		14:23:31.497
26 -	20.492	78.5	14.202	86.7	17.519	114.1	52.213	83.28	0.721	14:24:23.710
27 -	19.958	79.0	14.515	78.2	17.833	113.1	52.306	83.13	0.814	14:25:16.016

P10	72	Alex PERSSON					Honda - PWR / Nordgren Racing				
LAP	SECTOR 1	SECTOR 2	SECTOR 3	LAP TIME	MPH	DIFF	TIME OF DAY				
1 -	OUTLAP	79.0	16.483	71.1	18.530	114.3	59.505	73.07	7.841	14:01:01.768	
2 -	21.114	78.9	15.245	78.2	17.843	117.9	54.202	80.22	2.538	14:01:55.970	
3 -	20.354	80.3	14.595	79.7	17.788	112.0	52.737	82.45	1.073	14:02:48.707	
4 -	20.529	80.0	14.656	80.7	17.589	114.5	52.774	82.40	1.110	14:03:41.481	
5 -	20.296	79.9	14.182	81.3	17.658	112.7	52.136	83.40	0.472	14:04:33.617	
6 -	21.073	78.0	14.957	76.3	17.994	112.0	54.024	80.49	2.360	14:05:27.641	
7 -	20.384	79.8	14.300	82.8	17.741	112.7	52.425	82.94	0.761	14:06:20.066	
8 -	20.365	80.1	14.365	83.3	17.635	113.3	52.365	83.04	0.701	14:07:12.431	
9 -	21.089	76.5	15.202	79.0	IN PIT		2:36.066	P 27.86	1:44.402	14:09:48.497	
10 -	OUTLAP	78.6	14.951	77.1	18.319	111.8	55.073	78.96	3.409	14:10:43.570	
11 -	20.669	76.0	14.758	80.0	18.648	99.2	54.075	80.41	2.411	14:11:37.645	
12 -	25.603	45.6	15.924	81.6	IN PIT		4:19.377	P 16.76	3:27.713	14:15:57.022	
13 -	OUTLAP	78.2	14.797	77.8	17.915	113.7	55.356	78.55	3.692	14:16:52.378	
14 -	20.699	79.6	14.398	75.9	18.085	112.9	53.182	81.76	1.518	14:17:45.560	
15 -	20.268	79.9	14.258	81.0	17.749	113.1	52.275	83.18	0.611	14:18:37.835	
16 -	20.214	80.2	14.107	81.6	17.558	114.9	51.879	(3) 83.82	0.215	14:19:29.714	
17 -	20.509	78.1	17.500	56.8	19.261	111.8	57.270	75.93	5.606	14:20:26.984	
18 -	20.288	80.5	14.076	81.3	17.629	113.9	51.993	83.63	0.329	14:21:18.977	
19 -	20.051	80.4	14.162	81.3	17.451	116.1	51.664	(1) 84.17		14:22:10.641	
20 -	20.098	74.5	14.204	81.7	17.456	115.7	51.758	(2) 84.01	0.094	14:23:02.399	
21 -	20.060	80.2	14.160	82.2	17.755	113.1	51.975	83.66	0.311	14:23:54.374	
22 -	20.643	79.4	14.140	80.1	17.778	113.1	52.561	82.73	0.897	14:24:46.935	
23 -	20.216	80.3	13.995	79.6	17.889	111.4	52.100	83.46	0.436	14:25:39.035	

P11	79 M3	Chris TAYLOR					Honda - Ducati Coventry				
LAP	SECTOR 1	SECTOR 2	SECTOR 3	LAP TIME	MPH	DIFF	TIME OF DAY				
1 -	21.175	77.6	15.188	77.2	18.066	114.3	54.429	79.89	2.638	14:01:56.011	
2 -	20.929	79.4	15.348	78.3	18.101	113.9	54.378	79.96	2.587	14:02:50.389	
3 -	20.812	78.9	14.958	80.9	17.704	116.3	53.474	81.32	1.683	14:03:43.863	
4 -	20.611	79.1	14.939	79.1	17.949	114.9	53.499	81.28	1.708	14:04:37.362	
5 -	20.418	78.7	14.739	81.4	17.646	115.9	52.803	82.35	1.012	14:05:30.165	
6 -	21.063	76.9	14.811	81.9	17.829	115.5	53.703	80.97	1.912	14:06:23.868	
7 -	20.496	74.7	15.116	75.5	17.933	113.9	53.545	81.21	1.754	14:07:17.413	
8 -	20.386	80.2	14.907	81.1	17.680	115.5	52.973	82.09	1.182	14:08:10.386	
9 -	20.192	79.8	14.650	82.5	17.589	115.3	52.431	82.93	0.640	14:09:02.817	
10 -	20.280	79.1	14.744	80.7	17.593	115.3	52.617	82.64	0.826	14:09:55.434	
11 -	20.392	79.6	15.108	73.3	IN PIT		3:37.444	P 19.99	2:45.653	14:13:32.878	
12 -	OUTLAP	73.2	15.646	77.6	18.048	114.5	59.627	72.93	7.836	14:14:32.505	
13 -	20.482	78.5	14.547	80.4	17.657	115.5	52.686	82.53	0.895	14:15:25.191	
14 -	20.138	79.4	14.553	82.0	17.732	114.7	52.423	82.95	0.632	14:16:17.614	
15 -	19.941	79.4	14.437	82.5	17.515	115.5	51.893	(3) 83.79	0.102	14:17:09.507	
16 -	20.050	79.7	14.545	83.7	17.476	116.3	52.071	83.51	0.280	14:18:01.578	
17 -	20.479	78.7	14.567	83.0	17.439	116.5	52.485	82.85	0.694	14:18:54.063	
18 -	20.116	80.0	14.477	81.1	17.774	117.3	52.367	83.04	0.576	14:19:46.430	
19 -	20.263	78.3	15.221	74.1	IN PIT		1:20.210	P 54.21	28.419	14:21:06.640	
20 -	OUTLAP	77.8	14.946	79.0	17.778	116.7	54.423	79.90	2.632	14:22:01.063	

Weather / Track : Sunny / Dry

Brands Hatch Indy
Circuit Length = 1.2079 miles
Start: 14:00 Flag 14:25 End: 14:26

MCRCB BULLETIN TK116

2014 MCE British Superbike Championship - Round 1

2014 Motul British Motostar Championship

QUALIFYING 1 - SECTOR ANALYSIS

SECTOR 1 = FL to I1, SECTOR 2 = I1 to I2, SECTOR 3 = I2 to FL, DIFF = Difference To Personal Best Lap

21 -	20.117	79.5	14.467	82.8	17.447	117.9	52.031	83.57	0.240	14:22:53.094
22 -	19.980	80.8	14.329	82.8	17.812	115.9	52.121	83.43	0.330	14:23:45.215
23 -	19.995	79.7	14.393	84.2	17.404	117.7	51.792 (2)	83.96	0.001	14:24:37.007
24 -	19.867	80.0	14.548	82.0	17.376	117.3	51.791 (1)	83.96		14:25:28.798

P12 65		Josh OWENS		Honda - RCD Motorsport							
LAP	SECTOR 1	SECTOR 2	SECTOR 3	LAP TIME	MPH	DIFF	TIME OF DAY				
1 -	OUTLAP	73.7	16.244	76.7	18.111	120.4	58.896	73.83	7.061	14:01:05.675	
2 -	21.695	74.9	15.267	77.4	18.026	115.7	54.988	79.08	3.153	14:02:00.663	
3 -	20.766	78.1	15.144	78.6	18.035	114.1	53.945	80.61	2.110	14:02:54.608	
4 -	20.829	76.5	14.913	79.0	18.159	114.7	53.901	80.67	2.066	14:03:48.509	
5 -	20.645	76.2	14.750	84.7	17.916	112.7	53.311	81.57	1.476	14:04:41.820	
6 -	21.213	77.3	15.052	77.4	18.099	116.5	54.364	79.99	2.529	14:05:36.184	
7 -	21.574	79.3	14.633	82.2	17.868	115.1	54.075	80.41	2.240	14:06:30.259	
8 -	21.389	78.2	14.978	82.5	17.765	116.1	54.132	80.33	2.297	14:07:24.391	
9 -	20.609	75.1	14.836	82.3	17.843	115.7	53.288	81.60	1.453	14:08:17.679	
10 -	20.841	73.1	14.738	85.2	17.664	117.1	53.243	81.67	1.408	14:09:10.922	
11 -	20.716	77.2	14.730	83.0	17.643	116.7	53.089	81.91	1.254	14:10:04.011	
12 -	20.663	77.5	14.581	84.2	17.709	115.1	52.953	82.12	1.118	14:10:56.964	
13 -	20.252	77.0	14.536	83.1	17.940	114.9	52.728	82.47	0.893	14:11:49.692	
14 -	20.700	76.3	14.478	85.7	17.768	112.9	52.946	82.13	1.111	14:12:42.638	
15 -	20.333	78.4	14.375	85.2	17.689	113.9	52.397	82.99	0.562	14:13:35.035	
16 -	20.848	77.4	14.264	86.0	17.554	115.7	52.666	82.56	0.831	14:14:27.701	
17 -	20.208	78.3	14.357	85.2	17.535	114.3	52.100 (3)	83.46	0.265	14:15:19.801	
18 -	20.135	77.5	14.349	84.8	17.412	116.9	51.896 (2)	83.79	0.061	14:16:11.697	
19 -	20.137	78.5	14.529	82.3	17.562	117.1	52.228	83.26	0.393	14:17:03.925	
20 -	20.193	78.5	14.511	84.4	17.618	116.3	52.322	83.11	0.487	14:17:56.247	
21 -	20.308	77.0	14.621	80.1	17.636	116.5	52.565	82.72	0.730	14:18:48.812	
22 -	20.273	77.5	14.484	82.0	18.000	117.3	52.757	82.42	0.922	14:19:41.569	
23 -	20.937	77.5	14.452	84.5	17.632	117.3	53.021	82.01	1.186	14:20:34.590	
24 -	20.228	76.5	14.493	85.2	17.577	115.9	52.298	83.15	0.463	14:21:26.888	
25 -	20.194	76.6	14.429	84.7	17.637	117.7	52.260	83.21	0.425	14:22:19.148	
26 -	20.105	79.5	14.700	81.1	17.616	118.7	52.421	82.95	0.586	14:23:11.569	
27 -	20.371	78.0	14.333	85.2	17.551	116.7	52.255	83.21	0.420	14:24:03.824	
28 -	20.071	78.3	14.427	83.9	17.337	119.4	51.835 (1)	83.89		14:24:55.659	
29 -	20.272	76.4	14.417	85.5	17.587	116.5	52.276	83.18	0.441	14:25:47.935	

P13 35		Elliot LODGE		Honda - SP125 / Spike Racing							
LAP	SECTOR 1	SECTOR 2	SECTOR 3	LAP TIME	MPH	DIFF	TIME OF DAY				
1 -	OUTLAP	71.5	16.399	75.3	18.940	109.2	1:00.402	71.99	8.567	14:05:03.366	
2 -	21.183	74.8	15.037	82.5	18.487	108.7	54.707	79.48	2.872	14:05:58.073	
3 -	21.323	73.5	15.180	83.0	18.248	109.6	54.751	79.42	2.916	14:06:52.824	
4 -	20.694	75.6	14.933	82.8	18.258	109.6	53.885	80.70	2.050	14:07:46.709	
5 -	20.597	76.4	14.772	84.5	18.094	109.8	53.463	81.33	1.628	14:08:40.172	
6 -	20.510	76.4	14.646	83.7	18.134	109.6	53.290	81.60	1.455	14:09:33.462	
7 -	20.588	75.1	14.829	83.4	17.989	111.4	53.406	81.42	1.571	14:10:26.868	
8 -	20.246	75.9	14.510	83.6	18.154	109.1	52.910	82.18	1.075	14:11:19.778	
9 -	20.344	75.8	14.744	82.3	18.215	109.1	53.303	81.58	1.468	14:12:13.081	
10 -	20.404	76.2	14.907	76.6	18.690	110.5	54.001	80.52	2.166	14:13:07.082	
11 -	20.813	74.8	17.293	73.9	IN PIT		1:51.666 P	38.94	59.831	14:14:58.748	
12 -	OUTLAP	75.2	15.102	80.4	17.994	111.2	57.818	75.21	5.983	14:15:56.566	
13 -	20.596	77.3	14.731	84.2	17.869	110.0	53.196	81.74	1.361	14:16:49.762	
14 -	20.300	77.0	14.776	85.2	17.915	110.7	52.991	82.06	1.156	14:17:42.753	
15 -	20.218	76.6	14.550	84.7	17.741	112.4	52.509	82.81	0.674	14:18:35.262	
16 -	20.298	76.9	14.771	83.9	17.802	111.8	52.871	82.24	1.036	14:19:28.133	
17 -	20.244	76.4	14.468	84.4	17.851	109.4	52.563	82.73	0.728	14:20:20.696	
18 -	20.089	76.9	14.347	86.8	17.848	110.3	52.284	83.17	0.449	14:21:12.980	
19 -	20.182	77.1	14.363	87.3	17.762	111.1	52.307	83.13	0.472	14:22:05.287	
20 -	20.146	77.6	14.279	86.8	17.727	112.0	52.152 (2)	83.38	0.317	14:22:57.439	
21 -	20.023	77.0	14.338	86.8	17.802	111.6	52.163 (3)	83.36	0.328	14:23:49.602	
22 -	20.212	78.3	14.491	86.7	17.910	111.6	52.613	82.65	0.778	14:24:42.215	
23 -	19.939	76.6	14.222	86.0	17.674	111.6	51.835 (1)	83.89		14:25:34.050	

Weather / Track : Sunny / Dry

Brands Hatch Indy
Circuit Length = 1.2079 miles
Start: 14:00 Flag 14:25 End: 14:26

MCRCB BULLETIN TK116

2014 MCE British Superbike Championship - Round 1

2014 Motul British Motostar Championship

QUALIFYING 1 - SECTOR ANALYSIS

SECTOR 1 = FL to I1, SECTOR 2 = I1 to I2, SECTOR 3 = I2 to FL, DIFF = Difference To Personal Best Lap

P14 25 M3		Mike BROUWERS		Honda - Joma / Brouwers Racing Team						
LAP	SECTOR 1	SECTOR 2		SECTOR 3		LAP TIME	MPH	DIFF	TIME OF DAY	
1 -	OUTLAP	73.8	16.458	75.1	18.463	115.3	59.772	72.75	7.884	14:01:05.748
2 -	21.933	76.7	15.785	77.6	18.522	114.3	56.240	77.32	4.352	14:02:01.988
3 -	20.990	79.0	15.084	81.1	17.999	113.1	54.073	80.42	2.185	14:02:56.061
4 -	20.710	78.2	14.658	83.0	17.820	114.5	53.188	81.75	1.300	14:03:49.249
5 -	20.489	78.6	14.607	84.8	17.652	114.3	52.748	82.44	0.860	14:04:41.997
6 -	21.162	78.5	15.016	78.2	18.143	116.5	54.321	80.05	2.433	14:05:36.318
7 -	21.049	78.8	14.398	84.8	17.711	114.5	53.158	81.80	1.270	14:06:29.476
8 -	20.043	79.2	14.699	84.5	17.727	114.5	52.469	82.87	0.581	14:07:21.945
9 -	20.594	79.4	14.428	85.8	17.661	114.5	52.683	82.54	0.795	14:08:14.628
10 -	20.431	79.3	14.805	83.0	IN PIT		1:47.242	P 40.54	55.354	14:10:01.870
11 -	OUTLAP	77.5	15.011	82.6	17.781	114.9	56.254	77.30	4.366	14:10:58.124
12 -	20.202	79.0	14.481	82.8	17.688	113.9	52.371	83.03	0.483	14:11:50.495
13 -	20.395	76.4	14.327	85.8	17.523	114.9	52.245	83.23	0.357	14:12:42.740
14 -	20.433	79.6	14.586	76.2	17.665	114.9	52.684	82.54	0.796	14:13:35.424
15 -	20.551	79.3	15.076	84.5	17.776	113.1	53.403	81.42	1.515	14:14:28.827
16 -	20.365	78.8	14.387	85.7	17.600	112.7	52.352	83.06	0.464	14:15:21.179
17 -	20.348	79.6	14.347	85.8	17.599	113.7	52.294	83.15	0.406	14:16:13.473
18 -	20.156	79.8	14.345	84.7	17.847	113.3	52.348	83.07	0.460	14:17:05.821
19 -	20.388	78.9	14.323	83.4	17.663	114.3	52.374	83.02	0.486	14:17:58.195
20 -	20.434	77.9	14.418	86.2	17.460	115.3	52.312	83.12	0.424	14:18:50.507
21 -	20.140	79.6	14.344	86.5	17.525	114.9	52.009	83.61	0.121	14:19:42.516
22 -	20.465	80.4	14.636	84.2	17.631	114.3	52.732	82.46	0.844	14:20:35.248
23 -	20.283	79.4	14.489	85.5	17.527	115.1	52.299	83.14	0.411	14:21:27.547
24 -	20.148	79.9	14.258	86.2	17.482	115.5	51.888 (1)	83.80		14:22:19.435
25 -	20.333	79.3	14.393	85.0	17.605	117.9	52.331	83.09	0.443	14:23:11.766
26 -	20.434	79.5	14.376	86.7	17.374	114.9	52.184	83.33	0.296	14:24:03.950
27 -	20.300	80.4	14.274	86.7	17.388	117.1	51.962	(2) 83.68	0.074	14:24:55.912
28 -	20.172	79.8	14.412	85.3	17.392	115.5	51.976	(3) 83.66	0.088	14:25:47.888

P15 41		Milo WARD		Luyten Honda - FPW Racing						
LAP	SECTOR 1	SECTOR 2		SECTOR 3		LAP TIME	MPH	DIFF	TIME OF DAY	
1 -	OUTLAP	69.9	17.419	70.0	19.363	108.7	1:02.935	69.09	11.043	14:01:07.849
2 -	21.175	76.4	16.797	63.0	19.535	112.0	57.507	75.61	5.615	14:02:05.356
3 -	20.717	76.7	14.805	80.3	18.503	110.3	54.025	80.49	2.133	14:02:59.381
4 -	20.817	78.4	15.483	75.0	18.123	116.3	54.423	79.90	2.531	14:03:53.804
5 -	20.829	73.4	15.582	80.0	18.239	112.2	54.650	79.57	2.758	14:04:48.454
6 -	21.058	74.3	14.404	87.0	17.862	112.7	53.324	81.55	1.432	14:05:41.778
7 -	21.052	77.0	14.537	81.6	17.860	112.9	53.449	81.35	1.557	14:06:35.227
8 -	20.408	76.6	14.383	85.3	17.938	113.5	52.729	82.47	0.837	14:07:27.956
9 -	20.503	77.0	14.235	86.7	17.812	112.7	52.550	82.75	0.658	14:08:20.506
10 -	20.509	76.4	14.311	88.2	17.649	113.1	52.469	82.87	0.577	14:09:12.975
11 -	20.571	76.8	14.325	88.5	17.673	113.1	52.569	82.72	0.677	14:10:05.544
12 -	21.653	75.5	14.841	79.4	17.797	114.5	54.291	80.09	2.399	14:10:59.835
13 -	20.430	76.8	14.085	84.7	17.652	113.9	52.167	(2) 83.35	0.275	14:11:52.002
14 -	20.823	76.7	14.323	86.8	17.757	111.6	52.903	82.19	1.011	14:12:44.905
15 -	20.455	76.1	14.281	86.7	17.687	112.0	52.423	82.95	0.531	14:13:37.328
16 -	20.466	77.0	14.303	87.7	17.762	111.6	52.531	82.78	0.639	14:14:29.859
17 -	20.680	76.3	14.128	87.5	19.345	110.0	54.153	80.30	2.261	14:15:24.012
18 -	23.674	67.9	16.538	76.0	IN PIT		2:11.577	P 33.04	1:19.685	14:17:35.589
19 -	OUTLAP	71.3	14.561	84.2	17.889	112.0	57.191	76.03	5.299	14:18:32.780
20 -	20.575	76.2	14.651	78.4	18.632	109.6	53.858	80.74	1.966	14:19:26.638
21 -	20.439	76.8	14.219	84.8	17.703	111.6	52.361	83.05	0.469	14:20:18.999
22 -	20.298	77.3	14.259	86.8	17.820	111.6	52.377	83.02	0.485	14:21:11.376
23 -	20.433	77.3	14.345	86.0	17.635	113.5	52.413	82.96	0.521	14:22:03.789
24 -	20.270	77.8	14.248	86.8	17.653	114.3	52.171	(3) 83.35	0.279	14:22:55.960
25 -	20.230	77.7	14.096	88.9	17.566	114.5	51.892 (1)	83.80		14:23:47.852
26 -	20.557	77.4	14.158	87.2	17.608	113.9	52.323	83.11	0.431	14:24:40.175
27 -	20.290	77.9	14.520	81.0	18.124	113.9	52.934	82.15	1.042	14:25:33.109

Weather / Track : Sunny / Dry

Brands Hatch Indy
Circuit Length = 1.2079 miles
Start: 14:00 Flag 14:25 End: 14:26

MCRCB BULLETIN TK116

2014 MCE British Superbike Championship - Round 1

2014 Motul British Motostar Championship

QUALIFYING 1 - SECTOR ANALYSIS

SECTOR 1 = FL to I1, SECTOR 2 = I1 to I2, SECTOR 3 = I2 to FL, DIFF = Difference To Personal Best Lap

P16 17		James FLITCROFT		Nykos - Kinpac Racing						
LAP	SECTOR 1	SECTOR 2		SECTOR 3		LAP TIME	MPH	DIFF	TIME OF DAY	
1 -	OUTLAP	72.8	16.750	73.3	18.802	118.5	1:01.572	70.62	9.491	14:01:05.334
2 -	22.322	75.9	18.170	60.0	20.166	117.9	1:00.658	71.69	8.577	14:02:05.992
3 -	20.926	77.6	14.905	84.2	17.505	119.8	53.336 (3)	81.53	1.255	14:02:59.328
4 -	20.747	78.5	15.430	81.7	17.429	120.4	53.606	81.12	1.525	14:03:52.934
5 -	20.286	78.3	14.526	83.6	17.649	118.3	52.461 (2)	82.89	0.380	14:04:45.395
6 -	20.047	78.6	14.181	86.7	17.853	118.9	52.081 (1)	83.49		14:05:37.476
7 -	20.439	78.5	16.293	67.2	24.129	37.2	1:00.861	71.45	8.780	14:06:38.337

P17 69 M3		Tom BOOTH-AMOS		BMS Pre M3 - FAB Racing BMS Pre Moto3						
LAP	SECTOR 1	SECTOR 2		SECTOR 3		LAP TIME	MPH	DIFF	TIME OF DAY	
1 -	OUTLAP	67.3	17.270	75.8	19.170	106.5	59.980	72.50	7.786	14:01:32.602
2 -	21.251	75.1	14.858	87.5	18.644	106.0	54.753	79.42	2.559	14:02:27.355
3 -	20.773	75.2	15.021	85.3	18.286	106.1	54.080	80.41	1.886	14:03:21.435
4 -	20.718	74.8	14.670	88.5	18.091	106.3	53.479	81.31	1.285	14:04:14.914
5 -	20.529	75.6	14.689	88.9	18.170	106.1	53.388	81.45	1.194	14:05:08.302
6 -	21.054	75.6	14.516	88.5	18.070	106.6	53.640	81.07	1.446	14:06:01.942
7 -	20.737	75.1	14.634	87.7	18.006	107.7	53.377	81.46	1.183	14:06:55.319
8 -	20.453	75.5	14.528	89.1	18.004	107.2	52.985	82.07	0.791	14:07:48.304
9 -	20.246	75.9	14.589	87.8	17.888	108.0	52.723	82.48	0.529	14:08:41.027
10 -	20.301	75.5	14.504	90.0	17.920	108.0	52.725	82.47	0.531	14:09:33.752
11 -	20.488	75.6	14.742	84.5	17.944	107.3	53.174	81.78	0.980	14:10:26.926
12 -	20.339	76.4	15.508	78.3	IN PIT		2:22.046 P	30.61	1:29.852	14:12:48.972
13 -	OUTLAP	74.3	14.813	86.0	18.146	106.0	54.147	80.31	1.953	14:13:43.119
14 -	20.409	76.2	14.479	88.4	18.111	106.5	52.999	82.05	0.805	14:14:36.118
15 -	20.269	76.0	14.350	90.1	17.869	107.2	52.488	82.84	0.294	14:15:28.606
16 -	20.082	76.6	14.346	90.5	17.849	106.5	52.277	83.18	0.083	14:16:20.883
17 -	20.235	75.0	14.337	90.5	17.912	106.3	52.484	82.85	0.290	14:17:13.367
18 -	20.155	75.2	14.269	90.7	17.812	107.7	52.236 (3)	83.24	0.042	14:18:05.603
19 -	20.244	75.6	14.499	88.0	17.835	108.0	52.578	82.70	0.384	14:18:58.181
20 -	19.982	76.8	14.335	90.1	17.877	108.0	52.194 (1)	83.31		14:19:50.375
21 -	20.092	76.0	14.385	89.2	18.034	107.5	52.511	82.81	0.317	14:20:42.886
22 -	20.114	75.8	14.635	83.7	17.888	107.7	52.637	82.61	0.443	14:21:35.523
23 -	20.022	75.9	14.873	78.3	18.638	107.8	53.533	81.23	1.339	14:22:29.056
24 -	20.270	76.4	14.210	88.9	17.778	108.5	52.258	83.21	0.064	14:23:21.314
25 -	20.248	70.5	14.848	88.9	17.703	109.8	52.799	82.36	0.605	14:24:14.113
26 -	20.165	74.6	14.318	90.1	17.715	107.0	52.198 (2)	83.30	0.004	14:25:06.311

P18 84		Daniel HERMANSSON		TSR Luyten - FPW Racing						
LAP	SECTOR 1	SECTOR 2		SECTOR 3		LAP TIME	MPH	DIFF	TIME OF DAY	
1 -	OUTLAP	73.5	16.620	70.3	18.466	115.9	1:01.901	70.25	9.551	14:01:06.744
2 -	21.890	77.3	15.804	72.2	18.666	113.3	56.360	77.15	4.010	14:02:03.104
3 -	21.375	77.2	15.558	76.8	18.263	115.3	55.196	78.78	2.846	14:02:58.300
4 -	21.594	78.9	15.721	72.1	18.092	116.5	55.407	78.48	3.057	14:03:53.707
5 -	21.258	76.9	15.560	76.8	17.905	113.9	54.723	79.46	2.373	14:04:48.430
6 -	22.107	77.3	15.138	78.2	17.843	116.7	55.088	78.93	2.738	14:05:43.518
7 -	21.445	77.7	15.221	75.5	17.866	114.5	54.532	79.74	2.182	14:06:38.050
8 -	20.524	78.3	14.899	79.7	17.922	114.5	53.345	81.51	0.995	14:07:31.395
9 -	21.090	79.1	14.709	79.3	17.631	115.9	53.430	81.38	1.080	14:08:24.825
10 -	20.827	78.2	14.829	79.0	17.884	114.9	53.540	81.22	1.190	14:09:18.365
11 -	20.822	78.6	14.721	80.0	17.641	114.3	53.184	81.76	0.834	14:10:11.549
12 -	20.635	78.7	14.771	79.4	17.631	113.7	53.037	81.99	0.687	14:11:04.586
13 -	34.865	47.2	18.441	65.7	18.982	110.7	1:12.288	60.15	19.938	14:12:16.874
14 -	20.727	76.7	14.773	79.8	18.060	113.1	53.560	81.19	1.210	14:13:10.434
15 -	20.620	78.1	14.864	76.8	17.932	112.2	53.416	81.41	1.066	14:14:03.850
16 -	20.961	77.7	14.665	81.4	17.825	112.0	53.451	81.35	1.101	14:14:57.301
17 -	20.536	79.7	14.454	81.9	17.500	114.7	52.490 (3)	82.84	0.140	14:15:49.791
18 -	20.651	79.5	14.825	79.6	17.915	111.8	53.391	81.44	1.041	14:16:43.182
19 -	20.676	79.5	14.638	79.4	17.426	116.3	52.740	82.45	0.390	14:17:35.922
20 -	20.693	78.2	14.650	82.2	17.702	114.3	53.045	81.97	0.695	14:18:28.967
21 -	20.206	79.4	14.486	78.3	20.054	109.4	54.746	79.43	2.396	14:19:23.713

Weather / Track : Sunny / Dry

Brands Hatch Indy
Circuit Length = 1.2079 miles
Start: 14:00 Flag 14:25 End: 14:26

MCRCB BULLETIN TK116

2014 MCE British Superbike Championship - Round 1

2014 Motul British Motostar Championship

QUALIFYING 1 - SECTOR ANALYSIS

SECTOR 1 = FL to I1, SECTOR 2 = I1 to I2, SECTOR 3 = I2 to FL, DIFF = Difference To Personal Best Lap

22 -	20.748	77.7	14.603	79.8	17.917	112.7	53.268	81.63	0.918	14:20:16.981
23 -	20.629	78.3	14.497	79.6	17.690	113.3	52.816	82.33	0.466	14:21:09.797
24 -	20.426	78.8	14.323	83.4	17.601	115.1	52.350 (1)	83.06		14:22:02.147
25 -	20.298	79.0	14.402	80.7	17.666	115.7	52.366 (2)	83.04	0.016	14:22:54.513
26 -	20.484	78.9	14.479	81.0	18.058	97.5	53.021	82.01	0.671	14:23:47.534

P19 142 M3 Brian SLOOTEN Honda - Bakker Frames Holland										
LAP	SECTOR 1	SECTOR 2	SECTOR 3	LAP TIME	MPH	DIFF	TIME OF DAY			
1 -	OUTLAP	73.8	15.877	78.0	18.313	116.9	58.376	74.49	6.007	14:01:02.895
2 -	21.059	76.1	15.136	77.2	18.116	118.9	54.311	80.06	1.942	14:01:57.206
3 -	21.301	77.5	15.304	76.8	18.117	116.9	54.722	79.46	2.353	14:02:51.928
4 -	21.229	74.1	14.684	83.1	17.965	116.7	53.878	80.71	1.509	14:03:45.806
5 -	20.942	77.1	14.587	83.9	17.976	116.3	53.505	81.27	1.136	14:04:39.311
6 -	20.687	78.0	14.433	83.1	17.746	117.1	52.866	82.25	0.497	14:05:32.177
7 -	20.858	77.1	15.544	82.0	18.102	116.7	54.504	79.78	2.135	14:06:26.681
8 -	20.850	78.3	14.583	82.5	17.965	116.5	53.398	81.43	1.029	14:07:20.079
9 -	20.740	79.5	14.750	83.9	17.750	118.3	53.240	81.67	0.871	14:08:13.319
10 -	20.243	79.6	14.495	83.3	17.634	117.9	52.372 (2)	83.03	0.003	14:09:05.691
11 -	20.330	79.0	14.406	85.3	17.720	116.7	52.456	82.90	0.087	14:09:58.147
12 -	20.543	78.7	14.353	84.5	17.970	116.3	52.866	82.25	0.497	14:10:51.013
13 -	20.336	79.1	14.247	85.0	17.786	116.1	52.369 (1)	83.03		14:11:43.382
14 -	20.322	79.2	14.204	85.2	17.978	114.9	52.504	82.82	0.135	14:12:35.886
15 -	20.743	59.2	17.607	75.8	IN PIT		2:14.809 P	32.25	1:22.440	14:14:50.695
16 -	OUTLAP	76.6	14.751	80.4	18.326	114.7	58.259	74.64	5.890	14:15:48.954
17 -	20.995	77.3	15.084	80.0	18.004	114.3	54.083	80.40	1.714	14:16:43.037
18 -	20.542	78.0	14.314	85.7	17.725	116.1	52.581	82.70	0.212	14:17:35.618
19 -	20.259	79.7	14.410	84.2	17.740	116.5	52.409 (3)	82.97	0.040	14:18:28.027

P20 127 M3 Georgina POLDEN Honda - RS Racing										
LAP	SECTOR 1	SECTOR 2	SECTOR 3	LAP TIME	MPH	DIFF	TIME OF DAY			
1 -	OUTLAP	63.3	17.385	69.6	19.791	110.5	1:06.092	65.79	13.614	14:02:45.067
2 -	22.765	74.9	15.859	80.7	18.237	116.7	56.861	76.47	4.383	14:03:41.928
3 -	21.628	75.5	15.296	80.3	18.802	113.7	55.726	78.03	3.248	14:04:37.654
4 -	21.024	77.4	14.688	84.0	17.897	116.3	53.609	81.11	1.131	14:05:31.263
5 -	21.581	76.8	15.568	81.1	18.217	113.9	55.366	78.54	2.888	14:06:26.629
6 -	21.191	77.5	14.544	83.4	17.780	118.3	53.515	81.25	1.037	14:07:20.144
7 -	21.033	79.6	14.703	83.7	17.659	117.7	53.395	81.44	0.917	14:08:13.539
8 -	20.391	80.3	14.621	83.7	17.716	117.3	52.728	82.47	0.250	14:09:06.267
9 -	20.451	78.7	14.675	83.6	17.772	115.5	52.898	82.20	0.420	14:09:59.165
10 -	20.813	78.7	14.542	84.4	18.409	113.1	53.764	80.88	1.286	14:10:52.929
11 -	20.794	78.0	14.607	83.9	17.892	116.3	53.293	81.59	0.815	14:11:46.222
12 -	20.625	79.7	14.424	84.5	IN PIT		3:53.341 P	18.63	3:00.863	14:15:39.563
13 -	OUTLAP	76.4	15.262	79.6	18.230	113.1	57.820	75.20	5.342	14:16:37.383
14 -	20.488	78.4	14.696	81.1	17.701	114.9	52.885	82.22	0.407	14:17:30.268
15 -	20.284	78.7	14.464	84.2	17.859	114.7	52.607 (2)	82.66	0.129	14:18:22.875
16 -	20.550	76.5	14.439	85.3	17.489	116.3	52.478 (1)	82.86		14:19:15.353
17 -	20.790	76.4	14.845	80.7	17.874	117.9	53.509	81.26	1.031	14:20:08.862
18 -	20.385	77.0	14.478	85.0	17.809	114.1	52.672 (3)	82.56	0.194	14:21:01.534
19 -	20.489	78.2	14.953	80.9	18.069	114.5	53.511	81.26	1.033	14:21:55.045
20 -	21.310	75.2	14.751	83.0	17.844	115.7	53.905	80.67	1.427	14:22:48.950
21 -	20.574	77.5	14.547	83.4	17.805	115.5	52.926	82.16	0.448	14:23:41.876
22 -	20.889	76.0	14.389	85.8	17.542	116.1	52.820	82.32	0.342	14:24:34.696
23 -	20.720	77.8	14.364	83.4	17.749	114.5	52.833	82.30	0.355	14:25:27.529

P21 43 Arnie SHELTON Honda - e3 motorsport with Shelton Racing										
LAP	SECTOR 1	SECTOR 2	SECTOR 3	LAP TIME	MPH	DIFF	TIME OF DAY			
1 -	OUTLAP	67.1	17.311	69.6	19.888	111.2	1:03.135	68.87	10.469	14:02:16.362
2 -	23.136	70.2	16.519	76.7	19.418	110.9	59.073	73.61	6.407	14:03:15.435
3 -	22.025	73.1	15.738	79.7	18.665	112.7	56.428	77.06	3.762	14:04:11.863
4 -	21.767	73.1	15.605	79.4	18.690	112.2	56.062	77.56	3.396	14:05:07.925
5 -	21.540	73.6	15.427	81.3	18.330	114.3	55.297	78.64	2.631	14:06:03.222
6 -	21.634	73.3	15.200	83.7	18.225	113.1	55.059	78.98	2.393	14:06:58.281

Weather / Track : Sunny / Dry

Brands Hatch Indy
Circuit Length = 1.2079 miles
Start: 14:00 Flag 14:25 End: 14:26

MCRCB BULLETIN TK116

2014 MCE British Superbike Championship - Round 1

2014 Motul British Motostar Championship

QUALIFYING 1 - SECTOR ANALYSIS

SECTOR 1 = FL to I1, SECTOR 2 = I1 to I2, SECTOR 3 = I2 to FL, DIFF = Difference To Personal Best Lap

7 -	21.555	73.8	16.412	76.4	IN PIT		1:50.545	P	39.33	57.879	14:08:48.826
8 -	OUTLAP	73.5	15.589	76.8	IN PIT		4:28.037	P	16.22	3:35.371	14:13:16.863
9 -	OUTLAP	71.6	15.937	76.4	18.978	112.0	57.442		75.70	4.776	14:14:14.305
10 -	21.709	74.8	15.254	83.9	18.289	113.3	55.252		78.70	2.586	14:15:09.557
11 -	21.092	73.8	14.875	84.7	18.243	113.5	54.210		80.21	1.544	14:16:03.767
12 -	20.784	76.0	14.947	84.2	18.164	113.1	53.895		80.68	1.229	14:16:57.662
13 -	20.616	76.4	14.952	84.2	17.893	113.9	53.461		81.34	0.795	14:17:51.123
14 -	20.637	76.9	14.874	87.0	17.869	115.5	53.380		81.46	0.714	14:18:44.503
15 -	20.500	77.5	15.242	81.9	18.166	116.9	53.908		80.66	1.242	14:19:38.411
16 -	20.622	76.7	14.685	85.0	17.796	115.7	53.103		81.88	0.437	14:20:31.514
17 -	20.772	77.2	14.777	84.8	17.878	115.9	53.427		81.39	0.761	14:21:24.941
18 -	20.460	76.8	14.947	83.6	18.013	116.9	53.420		81.40	0.754	14:22:18.361
19 -	20.487	77.5	14.657	84.7	17.947	117.3	53.091	(3)	81.90	0.425	14:23:11.452
20 -	21.144	76.5	14.972	82.5	17.701	117.3	53.817		80.80	1.151	14:24:05.269
21 -	20.392	77.6	14.598	84.2	17.696	116.9	52.686	(2)	82.53	0.020	14:24:57.955
22 -	20.376	77.0	14.566	85.7	17.724	116.7	52.666	(1)	82.56		14:25:50.621

P22 44 Jake BAYFORD Honda - Intek Adhesives by SGR Racing

LAP		SECTOR 1	SECTOR 2	SECTOR 3	LAP TIME	MPH	DIFF	TIME OF DAY				
1 -	OUTLAP	72.4	16.507	75.3	19.031	110.1	1:00.661	71.68	7.540	14:01:04.712		
2 -		22.318	75.3	15.761	74.0	18.393	112.9	56.472	77.00	3.351	14:02:01.184	
3 -		21.589	76.9	15.719	77.8	18.569	110.7	55.877	77.82	2.756	14:02:57.061	
4 -		21.459	75.6	15.603	78.0	18.311	115.3	55.373	78.53	2.252	14:03:52.434	
5 -		21.251	77.7	15.003	81.3	18.255	110.1	54.509	79.77	1.388	14:04:46.943	
6 -		21.252	74.7	15.224	77.5	18.322	112.5	54.798	79.35	1.677	14:05:41.741	
7 -		21.544	77.9	15.140	75.9	IN PIT		1:44.619	P	41.56	51.498	14:07:26.360
8 -	OUTLAP	75.5	15.286	79.3	18.266	112.5	1:00.775	71.55	7.654	14:08:27.135		
9 -		21.139	77.2	15.098	81.0	18.152	111.8	54.389	79.95	1.268	14:09:21.524	
10 -		22.311	59.7	15.842	79.0	18.056	111.4	56.209	77.36	3.088	14:10:17.733	
11 -		21.392	76.2	15.445	78.3	18.074	113.5	54.911	79.19	1.790	14:11:12.644	
12 -		21.406	76.4	15.308	81.6	18.288	110.7	55.002	79.06	1.881	14:12:07.646	
13 -		21.388	75.5	15.384	79.1	18.265	111.2	55.037	79.01	1.916	14:13:02.683	
14 -		21.020	76.8	15.021	80.4	18.355	110.5	54.396	79.94	1.275	14:13:57.079	
15 -		21.296	77.7	14.707	81.6	18.289	109.2	54.292	80.09	1.171	14:14:51.371	
16 -		21.631	76.6	15.093	83.1	18.184	110.1	54.908	79.19	1.787	14:15:46.279	
17 -		24.871	55.8	16.007	77.9	18.239	110.7	59.117	73.55	5.996	14:16:45.396	
18 -		21.097	77.0	14.884	81.9	18.184	110.1	54.165	80.28	1.044	14:17:39.561	
19 -		21.154	76.2	14.725	85.2	17.945	112.0	53.824	80.79	0.703	14:18:33.385	
20 -		21.176	77.4	14.861	83.0	18.214	111.8	54.251	80.15	1.130	14:19:27.636	
21 -		21.043	77.2	14.662	83.1	17.996	112.0	53.701	80.97	0.580	14:20:21.337	
22 -		20.917	75.3	14.878	80.0	17.965	112.4	53.760	80.88	0.639	14:21:15.097	
23 -		20.969	75.9	14.850	81.7	17.909	112.4	53.728	80.93	0.607	14:22:08.825	
24 -		20.854	77.3	14.659	82.6	18.037	111.6	53.550	(3)	81.20	0.429	14:23:02.375
25 -		20.914	76.6	14.921	83.0	17.893	113.1	53.728	80.93	0.607	14:23:56.103	
26 -		20.702	78.0	14.604	81.4	18.042	113.5	53.348	(2)	81.51	0.227	14:24:49.451
27 -		20.599	77.6	14.736	80.1	17.786	114.5	53.121	(1)	81.86		14:25:42.572

P23 64 Asher DURHAM Honda - SP125Racing.com

LAP		SECTOR 1	SECTOR 2	SECTOR 3	LAP TIME	MPH	DIFF	TIME OF DAY				
1 -	OUTLAP	71.9	16.630	75.3	18.996	110.1	58.349	74.52	4.993	14:01:13.534		
2 -		21.519	74.5	15.131	84.0	18.188	107.8	54.838	79.29	1.482	14:02:08.372	
3 -		20.823	73.5	15.064	83.9	18.219	100.9	54.106	80.37	0.750	14:03:02.478	
4 -		21.106	72.2	15.110	84.4	18.224	104.8	54.440	79.87	1.084	14:03:56.918	
5 -		21.041	73.2	15.148	81.9	18.319	105.3	54.508	79.77	1.152	14:04:51.426	
6 -		20.967	71.5	15.180	83.9	18.252	106.6	54.399	79.93	1.043	14:05:45.825	
7 -		21.241	73.5	15.000	83.1	18.218	108.0	54.459	79.85	1.103	14:06:40.284	
8 -		20.901	73.4	15.246	82.8	18.782	104.3	54.929	79.16	1.573	14:07:35.213	
9 -		20.868	72.9	14.984	84.5	18.225	107.0	54.077	80.41	0.721	14:08:29.290	
10 -		20.691	74.9	15.193	84.8	18.209	107.3	54.093	80.39	0.737	14:09:23.383	
11 -		20.704	74.4	15.347	81.3	18.373	106.0	54.424	79.90	1.068	14:10:17.807	
12 -		20.976	73.3	15.051	83.4	18.374	104.5	54.401	79.93	1.045	14:11:12.208	
13 -		22.501	69.8	15.613	79.7	IN PIT		6:23.459	P	11.34	5:30.103	14:17:35.667
14 -	OUTLAP	69.3	15.415	82.0	18.145	108.7	58.802	73.95	5.446	14:18:34.469		

Brands Hatch Indy
 Circuit Length = 1.2079 miles
 Start: 14:00 Flag 14:25 End: 14:26

MCRCB BULLETIN TK116

2014 MCE British Superbike Championship - Round 1

2014 Motul British Motostar Championship

QUALIFYING 1 - SECTOR ANALYSIS

SECTOR 1 = FL to I1, SECTOR 2 = I1 to I2, SECTOR 3 = I2 to FL, DIFF = Difference To Personal Best Lap

15 -	20.936	74.0	15.159	80.9	18.451	105.0	54.546	79.72	1.190	14:19:29.015
16 -	20.528	74.1	14.960	83.9	18.270	104.5	53.758	80.89	0.402	14:20:22.773
17 -	20.669	74.3	14.925	82.3	18.232	105.6	53.826	80.79	0.470	14:21:16.599
18 -	20.603	71.5	14.982	84.0	18.166	103.0	53.751	80.90	0.395	14:22:10.350
19 -	20.755	75.3	14.734	85.8	17.867	102.6	53.356 (1)	81.50		14:23:03.706
20 -	20.546	74.7	15.032	78.3	18.058	98.8	53.636 (3)	81.07	0.280	14:23:57.342
21 -	20.591	75.5	14.845	81.0	18.063	109.2	53.499 (2)	81.28	0.143	14:24:50.841
22 -	20.462	71.7	14.780	86.0	18.458	84.0	53.700	80.97	0.344	14:25:44.541

P24	19	Kai JOHNSON					Nykos - Kinpac Racing			
LAP	SECTOR 1	SECTOR 2	SECTOR 3	LAP TIME	MPH	DIFF	TIME OF DAY			
1 -	OUTLAP	72.8	16.699	70.1	19.013	111.4	1:01.312	70.92	7.633	14:01:05.286
2 -	22.546	76.4	16.027	79.7	18.312	112.7	56.885	76.44	3.206	14:02:02.171
3 -	21.425	76.0	15.296	82.2	18.445	108.9	55.166	78.82	1.487	14:02:57.337
4 -	21.288	75.6	15.177	81.0	18.357	106.6	54.822	79.32	1.143	14:03:52.159
5 -	20.777	77.7	14.668	83.9	18.234	108.4	53.679 (1)	81.01		14:04:45.838
6 -	21.065	63.2	15.263	82.3	18.906	106.5	55.234	78.73	1.555	14:05:41.072
7 -	21.128	76.9	15.026	82.6	18.260	109.2	54.414	79.91	0.735	14:06:35.486
8 -	20.678	77.1	14.738	83.0	18.369	109.1	53.785 (2)	80.85	0.106	14:07:29.271
9 -	20.758	77.5	14.973	81.7	18.158	108.5	53.889 (3)	80.69	0.210	14:08:23.160
10 -	20.686	76.9	14.864	82.2	18.930	90.6	54.480	79.82	0.801	14:09:17.640

P25	47	Jake ARCHER					Honda - Jake Archer Racing			
LAP	SECTOR 1	SECTOR 2	SECTOR 3	LAP TIME	MPH	DIFF	TIME OF DAY			
1 -	OUTLAP	73.9	16.897	70.7	19.415	113.3	1:02.617	69.44	8.901	14:01:08.183
2 -	21.644	76.6	16.234	66.9	19.246	113.7	57.124	76.12	3.408	14:02:05.307
3 -	21.532	77.5	15.433	75.7	18.203	115.7	55.168	78.82	1.452	14:03:00.475
4 -	21.523	76.3	15.410	77.6	18.063	116.7	54.996	79.07	1.280	14:03:55.471
5 -	21.186	78.3	15.348	77.5	18.073	116.7	54.607	79.63	0.891	14:04:50.078
6 -	21.299	77.4	15.183	78.7	18.135	116.3	54.617	79.61	0.901	14:05:44.695
7 -	21.475	76.9	15.113	80.4	18.207	116.1	54.795	79.36	1.079	14:06:39.490
8 -	21.428	77.7	15.250	77.5	IN PIT		3:24.396 P	21.27	2:30.680	14:10:03.886
9 -	OUTLAP	71.0	15.776	76.8	18.347	116.1	59.335	73.28	5.619	14:11:03.221
10 -	21.506	75.0	15.746	77.1	18.336	115.1	55.588	78.22	1.872	14:11:58.809
11 -	21.166	75.9	15.259	78.6	18.396	114.3	54.821	79.32	1.105	14:12:53.630
12 -	21.835	75.4	15.421	77.9	18.308	113.7	55.564	78.26	1.848	14:13:49.194
13 -	21.062	75.9	15.038	78.3	18.272	112.4	54.372	79.97	0.656	14:14:43.566
14 -	21.172	76.8	14.879	79.0	18.188	114.3	54.239	80.17	0.523	14:15:37.805
15 -	21.296	77.1	15.036	77.6	18.204	113.5	54.536	79.73	0.820	14:16:32.341
16 -	20.879	77.3	15.011	79.4	18.130	113.5	54.020 (3)	80.49	0.304	14:17:26.361
17 -	20.887	76.9	15.051	79.3	18.310	113.7	54.248	80.16	0.532	14:18:20.609
18 -	21.100	77.4	15.019	80.4	17.958	114.7	54.077	80.41	0.361	14:19:14.686
19 -	21.174	77.4	14.960	78.9	17.988	115.1	54.122	80.34	0.406	14:20:08.808
20 -	21.072	76.6	15.009	76.0	18.115	115.5	54.196	80.23	0.480	14:21:03.004
21 -	21.191	76.9	14.959	79.1	17.996	116.3	54.146	80.31	0.430	14:21:57.150
22 -	21.123	77.2	14.907	80.3	18.065	116.3	54.095	80.38	0.379	14:22:51.245
23 -	21.135	76.7	14.812	80.7	18.122	116.7	54.069	80.42	0.353	14:23:45.314
24 -	20.808	78.5	15.102	79.8	18.037	115.9	53.947 (2)	80.60	0.231	14:24:39.261
25 -	20.888	77.5	14.727	80.9	18.101	114.5	53.716 (1)	80.95		14:25:32.977

P26	90	Greg GREENWOOD					Luyten Honda - FPW Racing			
LAP	SECTOR 1	SECTOR 2	SECTOR 3	LAP TIME	MPH	DIFF	TIME OF DAY			
1 -	22.474	75.6	15.810	76.4	18.579	114.1	56.863	76.47	2.850	14:02:01.913
2 -	21.551	76.4	16.106	77.4	18.206	115.3	55.863	77.84	1.850	14:02:57.776
3 -	21.307	76.0	15.851	77.5	18.131	115.9	55.289	78.65	1.276	14:03:53.065
4 -	21.448	77.1	15.573	79.8	18.280	113.3	55.301	78.63	1.288	14:04:48.366
5 -	21.304	75.0	15.389	77.8	18.041	114.1	54.734	79.44	0.721	14:05:43.100
6 -	21.536	75.3	15.194	80.3	18.145	113.9	54.875	79.24	0.862	14:06:37.975
7 -	21.142	76.7	15.062	78.7	17.961	114.7	54.165 (3)	80.28	0.152	14:07:32.140
8 -	21.592	76.9	15.866	75.9	18.033	115.7	55.491	78.36	1.478	14:08:27.631
9 -	20.877	77.5	15.370	78.6	17.891	115.9	54.138 (2)	80.32	0.125	14:09:21.769
10 -	21.233	77.3	15.574	77.1	18.014	115.5	54.821	79.32	0.808	14:10:16.590

Brands Hatch Indy
 Circuit Length = 1.2079 miles
 Start: 14:00 Flag 14:25 End: 14:26

Weather / Track : Sunny / Dry

MCRCB BULLETIN TK116

2014 MCE British Superbike Championship - Round 1

2014 Motul British Motostar Championship

QUALIFYING 1 - SECTOR ANALYSIS

SECTOR 1 = FL to I1, SECTOR 2 = I1 to I2, SECTOR 3 = I2 to FL, DIFF = Difference To Personal Best Lap

11 -	20.864	74.3	15.092	82.5	18.057	113.7	54.013 (1)	80.51			14:11:10.603
12 -	21.875	62.5	15.656	77.9	18.259	113.1	55.790	77.94	1.777		14:12:06.393
13 -	21.147	75.6	15.483	78.6	18.212	112.5	54.842	79.29	0.829		14:13:01.235
14 -	20.981	74.8	14.988	81.3	18.213	110.9	54.182	80.25	0.169		14:13:55.417
15 -	23.758	64.7	17.929	67.9	IN PIT		4:28.924	P	16.17	3:34.911	14:18:24.341

P27	13	M3	Sam BURMAN		Honda - WNT / Burman Racing						
LAP	SECTOR 1		SECTOR 2		SECTOR 3		LAP TIME	MPH	DIFF	TIME OF DAY	
1 -	21.386	77.8	15.287	76.2	18.127	117.7	54.800	(3)	79.35	0.482	14:01:57.063
2 -	21.265	77.9	15.323	77.5	18.166	116.1	54.754	(2)	79.42	0.436	14:02:51.817
3 -	21.752	75.5	15.196	77.1	18.089	117.5	55.037		79.01	0.719	14:03:46.854
4 -	21.178	77.6	15.456	80.7	18.202	116.5	54.836		79.30	0.518	14:04:41.690
5 -	21.107	77.9	15.152	76.8	18.059	115.9	54.318 (1)		80.05		14:05:36.008

P28	45	Mark STRUDWICK		Honda - MTS Racing							
LAP	SECTOR 1		SECTOR 2		SECTOR 3		LAP TIME	MPH	DIFF	TIME OF DAY	
1 -	OUTLAP	67.9	17.244	70.4	19.266	108.9	1:05.611	66.27	11.233	14:01:14.317	
2 -	22.231	73.0	16.182	72.8	18.729	108.4	57.142	76.10	2.764	14:02:11.459	
3 -	21.490	75.5	15.651	74.5	18.707	107.3	55.848	77.86	1.470	14:03:07.307	
4 -	21.371	75.4	15.280	77.0	18.622	107.5	55.273	78.67	0.895	14:04:02.580	
5 -	21.290	76.9	15.236	78.2	18.637	108.0	55.163	78.83	0.785	14:04:57.743	
6 -	21.039	76.7	15.223	72.7	18.606	109.2	54.868	79.25	0.490	14:05:52.611	
7 -	21.907	77.3	15.080	77.0	18.467	109.1	55.454	78.41	1.076	14:06:48.065	
8 -	21.062	74.9	15.226	77.6	18.361	108.5	54.649	79.57	0.271	14:07:42.714	
9 -	21.254	77.1	15.095	77.0	IN PIT		2:12.090	P	32.92	1:17.712	14:09:54.804
10 -	OUTLAP	73.9	15.543	75.4	18.263	109.4	1:08.971	63.04	14.593	14:11:03.775	
11 -	21.017	76.0	15.936	72.1	18.556	109.2	55.509	78.34	1.131	14:11:59.284	
12 -	20.977	74.8	15.236	75.3	18.750	107.3	54.963	79.11	0.585	14:12:54.247	
13 -	21.356	75.0	15.606	76.2	18.531	107.8	55.493	78.36	1.115	14:13:49.740	
14 -	21.094	76.0	15.088	80.4	18.590	105.3	54.772	79.39	0.394	14:14:44.512	
15 -	21.137	76.4	15.042	78.7	18.548	107.5	54.727	79.45	0.349	14:15:39.239	
16 -	21.187	76.3	15.379	79.0	18.661	105.8	55.227	78.74	0.849	14:16:34.466	
17 -	21.166	75.8	15.107	78.7	IN PIT		2:19.611	P	31.14	1:25.233	14:18:54.077
18 -	OUTLAP	72.3	15.719	75.7	19.059	107.0	1:07.188	64.72	12.810	14:20:01.265	
19 -	21.476	75.8	15.309	77.5	18.524	110.3	55.309	78.62	0.931	14:20:56.574	
20 -	20.946	77.0	15.063	77.0	18.475	108.0	54.484	(2)	79.81	0.106	14:21:51.058
21 -	20.868	77.5	15.167	75.9	18.578	109.1	54.613	79.62	0.235	14:22:45.671	
22 -	21.021	77.0	15.122	78.4	18.462	107.5	54.605	(3)	79.63	0.227	14:23:40.276
23 -	21.142	77.5	15.141	78.7	18.550	108.4	54.833	79.30	0.455	14:24:35.109	
24 -	20.881	75.2	15.065	76.3	18.432	108.7	54.378 (1)	79.96		14:25:29.487	

P29	11	Joseph THOMAS		Honda - Moto UK Racing							
LAP	SECTOR 1		SECTOR 2		SECTOR 3		LAP TIME	MPH	DIFF	TIME OF DAY	
1 -	OUTLAP	75.4	16.502	74.6	19.158	106.3	59.905	72.59	4.259	14:01:04.670	
2 -	21.546	74.5	15.877	77.5	18.812	105.5	56.235	77.32	0.589	14:02:00.905	
3 -	21.262	73.4	15.710	75.4	IN PIT		9:06.412	P	7.95	8:10.766	14:11:07.317
4 -	OUTLAP	72.4	16.323	73.1	19.055	103.5	57.917	75.08	2.271	14:12:05.234	
5 -	21.317	73.0	15.650	78.3	18.946	103.0	55.913	77.77	0.267	14:13:01.147	
6 -	21.352	73.3	15.430	77.6	19.038	102.6	55.820	(2)	77.90	0.174	14:13:56.967
7 -	21.582	74.0	15.406	79.3	18.851	102.7	55.839	(3)	77.87	0.193	14:14:52.806
8 -	21.146	72.6	15.500	77.9	19.000	102.9	55.646 (1)	78.14		14:15:48.452	
9 -	21.272	71.3	16.013	74.6	IN PIT		6:31.958	P	11.09	5:36.312	14:22:20.410
10 -	OUTLAP	70.6	16.319	74.1	19.278	104.6	57.157	76.08	1.511	14:23:17.567	
11 -	21.384	71.5	15.787	76.0	19.241	102.6	56.412	77.08	0.766	14:24:13.979	
12 -	21.303	71.2	15.720	77.9	18.974	103.7	55.997	77.65	0.351	14:25:09.976	

P30	7	Jamie ASHBY		Honda - JPA Racing / SP125							
LAP	SECTOR 1		SECTOR 2		SECTOR 3		LAP TIME	MPH	DIFF	TIME OF DAY	
1 -	OUTLAP	68.5	17.876	67.5	20.213	108.9	1:06.517	65.37	10.843	14:03:31.700	
2 -	23.830	72.4	16.799	72.8	19.694	108.4	1:00.323	72.08	4.649	14:04:32.023	
3 -	22.720	74.2	16.454	72.1	19.214	110.5	58.388	74.47	2.714	14:05:30.411	

Weather / Track : Sunny / Dry

Brands Hatch Indy
Circuit Length = 1.2079 miles
Start: 14:00 Flag 14:25 End: 14:26

MCRCB BULLETIN TK116

2014 MCE British Superbike Championship - Round 1

2014 Motul British Motostar Championship

QUALIFYING 1 - SECTOR ANALYSIS

SECTOR 1 = FL to I1, SECTOR 2 = I1 to I2, SECTOR 3 = I2 to FL, DIFF = Difference To Personal Best Lap

4 -	22.593	74.3	16.560	71.0	19.864	112.0	59.017	73.68	3.343	14:06:29.428
5 -	22.113	75.5	16.541	72.3	19.104	111.1	57.758	75.29	2.084	14:07:27.186
6 -	21.926	75.6	16.293	73.5	18.856	111.8	57.075	76.19	1.401	14:08:24.261
7 -	21.827	76.4	16.160	74.1	18.718	111.8	56.705	76.68	1.031	14:09:20.966
8 -	21.854	75.7	16.083	74.5	18.439	113.3	56.376	77.13	0.702	14:10:17.342
9 -	21.623	76.5	15.899	75.1	18.713	111.6	56.235	77.32	0.561	14:11:13.577
10 -	21.645	76.5	16.189	72.1	18.931	109.8	56.765	76.60	1.091	14:12:10.342
11 -	21.854	74.9	16.010	75.3	18.722	109.6	56.586	76.84	0.912	14:13:06.928
12 -	21.657	75.0	16.072	76.3	18.776	109.1	56.505	76.95	0.831	14:14:03.433
13 -	21.740	76.1	15.786	77.0	18.704	109.4	56.230	77.33	0.556	14:14:59.663
14 -	21.872	76.6	15.759	77.9	18.624	110.0	56.255	77.30	0.581	14:15:55.918
15 -	21.642	76.4	15.888	75.0	18.588	110.3	56.118	77.49	0.444	14:16:52.036
16 -	21.671	76.4	15.965	75.5	18.557	111.2	56.193	77.38	0.519	14:17:48.229
17 -	21.648	76.7	15.845	74.8	18.851	110.5	56.344	77.17	0.670	14:18:44.573
18 -	21.673	77.4	16.061	74.0	18.773	112.5	56.507	76.95	0.833	14:19:41.080
19 -	21.733	76.9	15.906	74.5	18.558	112.0	56.197	77.38	0.523	14:20:37.277
20 -	21.656	75.5	15.652	77.1	18.503	111.6	55.811 (3)	77.91	0.137	14:21:33.088
21 -	21.491	76.4	15.747	76.8	18.626	111.1	55.864	77.84	0.190	14:22:28.952
22 -	21.513	76.6	15.723	76.4	18.438	112.2	55.674 (1)	78.10		14:23:24.626
23 -	21.482	77.2	15.890	73.8	18.387	112.0	55.759 (2)	77.98	0.085	14:24:20.385
24 -	21.687	76.5	16.024	73.7	18.442	112.4	56.153	77.44	0.479	14:25:16.538

P31 100		Stephen CAMPBELL					Honda - Campbell Racing			
LAP		SECTOR 1	SECTOR 2		SECTOR 3		LAP TIME	MPH	DIFF	TIME OF DAY
1 -	OUTLAP	63.2	17.213	68.1	20.074	108.4	1:04.613	67.30	7.716	14:01:21.964
2 -		25.806	71.5	17.089	68.4	20.230	1:03.125	68.88	6.228	14:02:25.089
3 -		25.018	71.3	16.923	69.5	19.902	1:01.843	70.31	4.946	14:03:26.932
4 -		24.972	70.1	16.730	71.2	20.058	1:01.760	70.41	4.863	14:04:28.692
5 -		24.530	69.6	16.553	69.5	19.626	1:00.709	71.63	3.812	14:05:29.401
6 -		23.136	72.3	16.627	70.4	20.581	1:00.344	72.06	3.447	14:06:29.745
7 -		23.460	71.9	16.235	70.7	IN PIT	4:15.709 P	17.00	3:18.812	14:10:45.454
8 -	OUTLAP	67.1	18.810	64.4	20.071	108.4	1:05.104	66.79	8.207	14:11:50.558
9 -		23.475	72.7	16.591	70.2	21.725	1:01.791	70.37	4.894	14:12:52.349
10 -		23.020	71.4	16.718	73.1	19.842	1:01.580	72.98	2.683	14:13:51.929
11 -		22.674	72.1	16.519	72.0	19.246	58.439	74.41	1.542	14:14:50.368
12 -		22.514	71.8	16.438	75.7	20.267	59.219	73.43	2.322	14:15:49.587
13 -		22.888	71.7	16.602	71.2	19.252	58.742	74.02	1.845	14:16:48.329
14 -		22.513	72.3	16.429	68.3	19.173	58.115	74.82	1.218	14:17:46.444
15 -		21.975	74.0	15.727	74.9	19.402	57.104	76.15	0.207	14:18:43.548
16 -		22.387	72.9	15.691	75.7	19.509	57.587	75.51	0.690	14:19:41.135
17 -		23.408	71.5	16.121	74.1	19.059	58.588	74.22	1.691	14:20:39.723
18 -		22.109	72.3	15.873	74.9	18.998	56.980 (3)	76.31	0.083	14:21:36.703
19 -		22.237	72.8	15.869	76.2	18.814	56.920 (2)	76.39	0.023	14:22:33.623
20 -		22.412	73.8	15.920	77.1	18.882	57.214	76.00	0.317	14:23:30.837
21 -		22.168	73.7	15.790	77.2	18.939	56.897 (1)	76.42		14:24:27.734
22 -		22.334	72.4	15.887	76.4	19.026	57.247	75.96	0.350	14:25:24.981

MCRCB BULLETIN TK117**2014 MCE British Superbike Championship - Round 1****2014 Motul British Motostar Championship****QUALIFYING 1 - BEST SPEEDS**

POS	SECTOR 1			SECTOR 2			FINISH LINE		
	NO	NAME	MPH	NO	NAME	MPH	NO	NAME	MPH
1	66	Joe IRVING	81.9	12	Edward RENDELL	92.4	76	Ryan SAXELBY	122.9
2	34	Jordan WEAVING	81.5	69	Tom BOOTH-AMOS	90.7	66	Joe IRVING	122.0
3	36	Jayson URIBE	81.4	66	Joe IRVING	90.0	17	James FLITCROFT	120.4
4	6	Taz TAYLOR	81.3	164	Anthony ALONSO	89.4	65	Josh OWENS	120.4
5	76	Ryan SAXELBY	81.0	36	Jayson URIBE	89.4	34	Jordan WEAVING	120.2
6	86	Charlie NESBITT	81.0	41	Milo WARD	88.9	6	Taz TAYLOR	119.4
7	79	Chris TAYLOR	80.8	86	Charlie NESBITT	88.4	36	Jayson URIBE	119.1
8	72	Alex PERSSON	80.5	76	Ryan SAXELBY	88.2	142	Brian SLOOTEN	118.9
9	25	Mike BROUWERS	80.4	24	Daniel COSTILLA	88.0	24	Daniel COSTILLA	118.5
10	127	Georgina POLDEN	80.3	35	Elliot LODGE	87.3	86	Charlie NESBITT	118.5
11	84	Daniel HERMANSSON	79.7	43	Arnie SHELTON	87.0	13	Sam BURMAN	118.3
12	142	Brian SLOOTEN	79.7	17	James FLITCROFT	86.7	127	Georgina POLDEN	118.3
13	65	Josh OWENS	79.5	25	Mike BROUWERS	86.7	12	Edward RENDELL	117.9
14	24	Daniel COSTILLA	79.4	64	Asher DURHAM	86.0	72	Alex PERSSON	117.9
15	12	Edward RENDELL	79.3	65	Josh OWENS	86.0	25	Mike BROUWERS	117.9
16	164	Anthony ALONSO	79.1	127	Georgina POLDEN	85.8	79	Chris TAYLOR	117.9
17	17	James FLITCROFT	78.6	142	Brian SLOOTEN	85.7	43	Arnie SHELTON	117.3
18	47	Jake ARCHER	78.5	6	Taz TAYLOR	85.5	47	Jake ARCHER	116.7
19	41	Milo WARD	78.4	34	Jordan WEAVING	85.3	84	Daniel HERMANSSON	116.7
20	35	Elliot LODGE	78.3	44	Jake BAYFORD	85.2	41	Milo WARD	116.3
21	44	Jake BAYFORD	78.0	79	Chris TAYLOR	84.2	164	Anthony ALONSO	116.3
22	13	Sam BURMAN	77.9	19	Kai JOHNSON	83.9	90	Greg GREENWOOD	116.1
23	19	Kai JOHNSON	77.7	84	Daniel HERMANSSON	83.4	44	Jake BAYFORD	115.3
24	43	Arnie SHELTON	77.6	72	Alex PERSSON	83.3	7	Jamie ASHBY	113.3
25	45	Mark STRUDWICK	77.5	90	Greg GREENWOOD	82.5	19	Kai JOHNSON	112.7
26	90	Greg GREENWOOD	77.5	47	Jake ARCHER	80.9	35	Elliot LODGE	112.4
27	7	Jamie ASHBY	77.4	13	Sam BURMAN	80.7	100	Stephen CAMPBELL	112.4
28	69	Tom BOOTH-AMOS	76.8	45	Mark STRUDWICK	80.4	45	Mark STRUDWICK	110.3
29	64	Asher DURHAM	75.5	11	Joseph THOMAS	79.3	64	Asher DURHAM	110.1
30	11	Joseph THOMAS	75.4	7	Jamie ASHBY	77.9	69	Tom BOOTH-AMOS	109.8
31	100	Stephen CAMPBELL	74.0	100	Stephen CAMPBELL	77.2	11	Joseph THOMAS	106.3

Weather / Track : Sunny / Dry

Brands Hatch Indy

Circuit Length = 1.2079 miles

Start: 14:00 Flag 14:25 End: 14:26

Results can be found at www.tsl-timing.com

Printed - 14:28 Saturday, 19 April 2014

MCRCB BULLETIN TK118

2014 MCE British Superbike Championship - Round 1

2014 Motul British Motostar Championship

QUALIFYING 1 - BEST SECTORS

SECTOR 1			SECTOR 2			SECTOR 3			IDEAL / BEST COMPARISON						
POS	NO	NAME	TIME	NO	NAME	TIME	NO	NAME	TIME	POS	NO	NAME	IDEAL	BEST	DIFF
1	12	RENDELL	19.543	12	RENDELL	13.728	76	SAXELBY	17.000						
2	66	IRVING	19.595	36	URIBE	13.872	66	IRVING	17.049	1	66	IRVING	50.585	50.585	0.000
3	36	URIBE	19.644	66	IRVING	13.941	36	URIBE	17.155	2	36	URIBE	50.671	51.017	0.346
4	24	COSTILLA	19.765	24	COSTILLA	13.942	34	WEAVING	17.188	3	12	RENDELL	50.686	50.958	0.272
5	76	SAXELBY	19.775	76	SAXELBY	13.987	86	NESBITT	17.247	4	76	SAXELBY	50.762	50.808	0.046
6	86	NESBITT	19.785	72	PERSSON	13.995	6	TAYLOR	17.300	5	24	COSTILLA	51.104	51.342	0.238
7	34	WEAVING	19.786	41	WARD	14.085	65	OWENS	17.337	6	86	NESBITT	51.124	51.296	0.172
8	164	ALONSO	19.853	6	TAYLOR	14.089	25	BROUWERS	17.374	7	34	WEAVING	51.177	51.271	0.094
9	79	TAYLOR	19.867	86	NESBITT	14.092	79	TAYLOR	17.376	8	6	TAYLOR	51.363	51.397	0.034
10	35	LODGE	19.939	17	FLITCROFT	14.181	24	COSTILLA	17.397	9	164	ALONSO	51.489	51.492	0.003
11	6	TAYLOR	19.974	164	ALONSO	14.202	12	RENDELL	17.415	10	72	PERSSON	51.497	51.664	0.167
12	69	BOOTH-AMOS	19.982	34	WEAVING	14.203	84	HERMANSSON	17.426	11	79	TAYLOR	51.572	51.791	0.219
13	25	BROUWERS	20.043	142	SLOOTEN	14.204	17	FLITCROFT	17.429	12	17	FLITCROFT	51.657	52.081	0.424
14	17	FLITCROFT	20.047	69	BOOTH-AMOS	14.210	164	ALONSO	17.434	13	65	OWENS	51.672	51.835	0.163
15	72	PERSSON	20.051	35	LODGE	14.222	72	PERSSON	17.451	14	25	BROUWERS	51.675	51.888	0.213
16	65	OWENS	20.071	25	BROUWERS	14.258	127	POLDEN	17.489	15	35	LODGE	51.835	51.835	0.000
17	84	HERMANSSON	20.206	65	OWENS	14.264	41	WARD	17.566	16	41	WARD	51.881	51.892	0.011
18	41	WARD	20.230	84	HERMANSSON	14.323	142	SLOOTEN	17.634	17	69	BOOTH-AMOS	51.895	52.194	0.299
19	142	SLOOTEN	20.243	79	TAYLOR	14.329	35	LODGE	17.674	18	84	HERMANSSON	51.955	52.350	0.395
20	127	POLDEN	20.284	127	POLDEN	14.364	43	SHELTON	17.696	19	142	SLOOTEN	52.081	52.369	0.288
21	43	SHELTON	20.376	43	SHELTON	14.566	69	BOOTH-AMOS	17.703	20	127	POLDEN	52.137	52.478	0.341
22	64	DURHAM	20.462	44	BAYFORD	14.604	44	BAYFORD	17.786	21	43	SHELTON	52.638	52.666	0.028
23	44	BAYFORD	20.599	19	JOHNSON	14.668	64	DURHAM	17.867	22	44	BAYFORD	52.989	53.121	0.132
24	19	JOHNSON	20.678	47	ARCHER	14.727	90	GREENWOOD	17.891	23	64	DURHAM	53.063	53.356	0.293
25	47	ARCHER	20.808	64	DURHAM	14.734	47	ARCHER	17.958	24	47	ARCHER	53.493	53.716	0.223
26	90	GREENWOOD	20.864	90	GREENWOOD	14.988	13	BURMAN	18.059	25	19	JOHNSON	53.504	53.679	0.175
27	45	STRUDWICK	20.868	45	STRUDWICK	15.042	19	JOHNSON	18.158	26	90	GREENWOOD	53.743	54.013	0.270
28	13	BURMAN	21.107	13	BURMAN	15.152	45	STRUDWICK	18.263	27	45	STRUDWICK	54.173	54.378	0.205
29	11	THOMAS	21.146	11	THOMAS	15.406	7	ASHBY	18.387	28	13	BURMAN	54.318	54.318	0.000
30	7	ASHBY	21.482	7	ASHBY	15.652	11	THOMAS	18.812	29	11	THOMAS	55.364	55.646	0.282
31	100	CAMPBELL	21.975	100	CAMPBELL	15.691	100	CAMPBELL	18.814	30	7	ASHBY	55.521	55.674	0.153
										31	100	CAMPBELL	56.480	56.897	0.417

Weather / Track : Sunny / Dry

Results can be found at www.tsl-timing.com

Brands Hatch Indy
 Circuit Length = 1.2079 miles
 Start: 14:00 Flag 14:25 End: 14:26

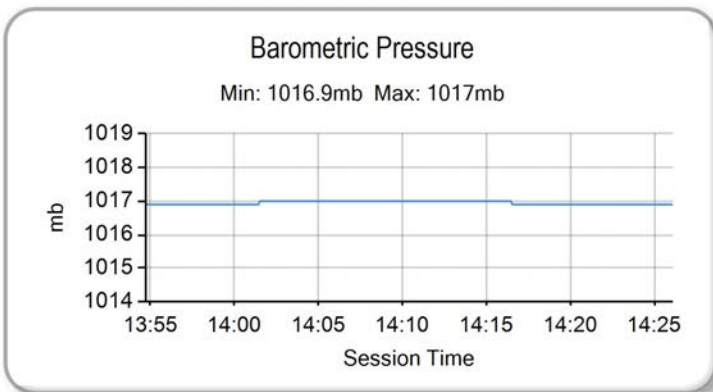
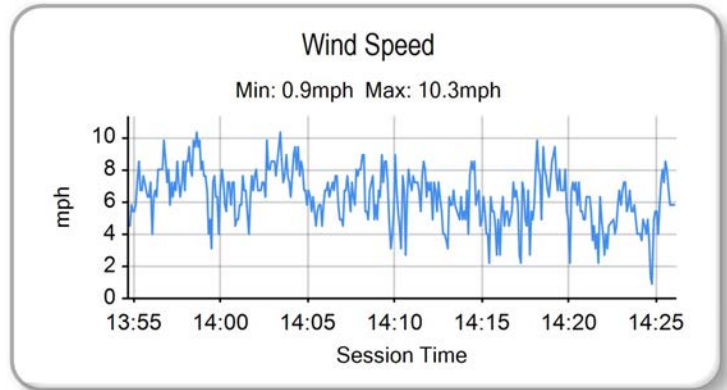
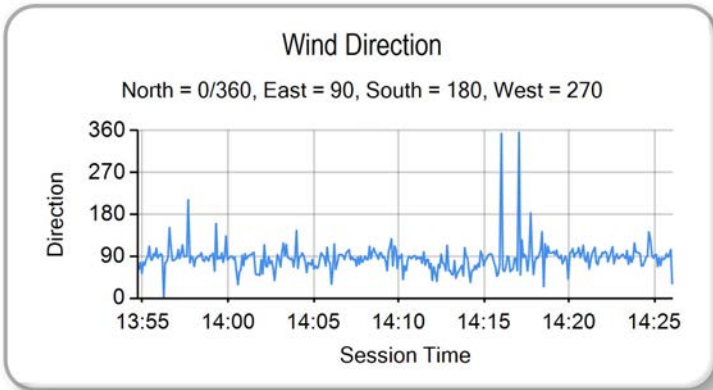
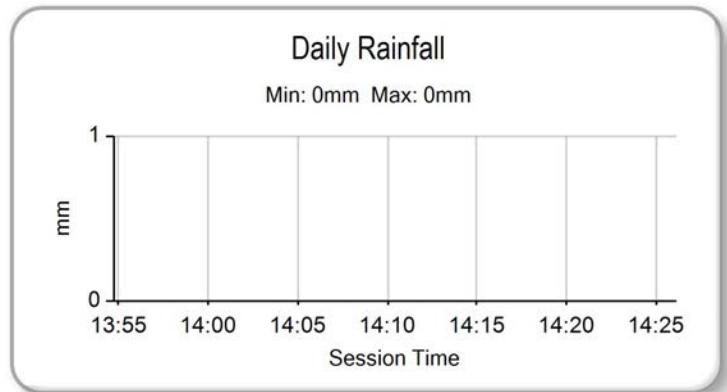
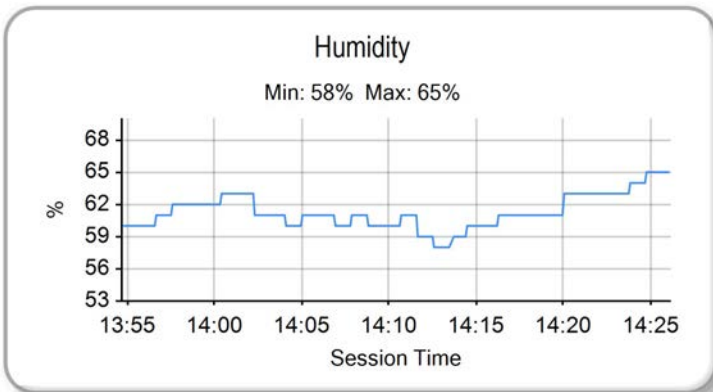
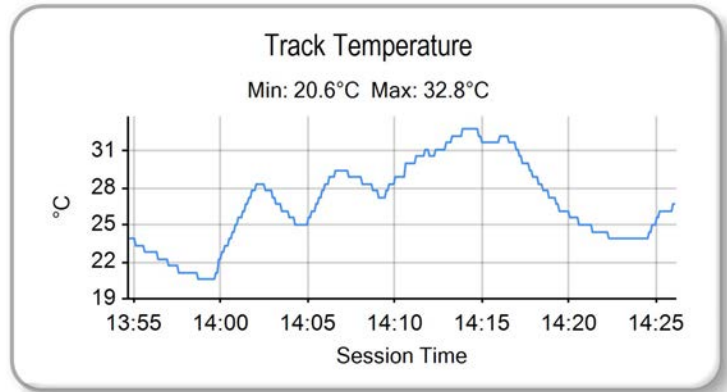
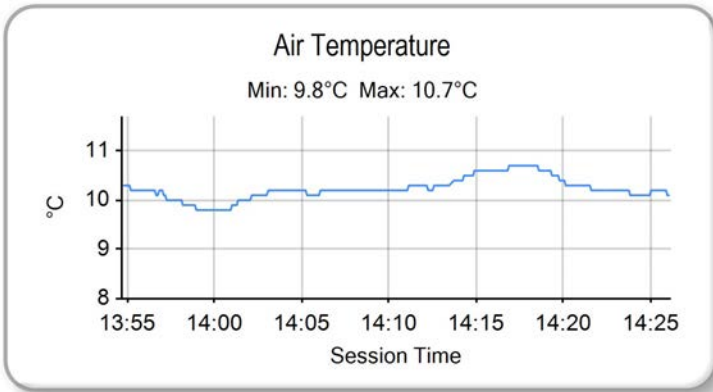
Printed - 14:29 Saturday, 19 April 2014

MCRCB BULLETIN TK119

2014 MCE British Superbike Championship - Round 1

2014 Motul British Motostar Championship

QUALIFYING 1 - WEATHER CONDITIONS



Weather / Track : Sunny / Dry

Results can be found at www.tsl-timing.com

Brands Hatch Indy
Circuit Length = 1.2079 miles
Start: 14:00 Flag 14:25 End: 14:26

Printed - 14:29 Saturday, 19 April 2014



POS	NO	CL	PIC NAME	ENTRY	FIRST		SECOND		GAP	DIFF
					TIME	LAPS	TIME	LAPS		
1	66	M3	1 Joe IRVING	KTM - Redline KTM	50.585	23		0		
2	76		1 Ryan SAXELBY	Honda - RS Racing	50.808	23		0	0.223	0.223
3	12		2 Edward RENDELL	Honda - Banks Racing	50.958	26	59.110	15	0.373	0.150
4	36	M3	2 Jayson URIBE	Honda - FPW Racing / RSR	51.017	29	59.476	22	0.432	0.059
5	34	M3	3 Jordan WEAVING	KTM - Jordan Racing / Burkert	51.271	24		0	0.686	0.254
6	86	M3	4 Charlie NESBITT	Repli-Cast - Repli-Cast UK	51.296	29	1:00.377	21	0.711	0.025
7	24	M3	5 Daniel COSTILLA	Repli-Cast - Repli-Cast UK	51.342	29		0	0.757	0.046
8	6		3 Taz TAYLOR	Luyten Honda - FPW Racing / Hookless Holidays	51.397	29	59.131	22	0.812	0.055
9	164		4 Anthony ALONSO	Honda - SP125 / BARF Racing	51.492	27		0	0.907	0.095
10	72		5 Alex PERSSON	Honda - PWR / Nordgren Racing	51.664	23	59.241	21	1.079	0.172
11	79	M3	6 Chris TAYLOR	Honda - Ducati Coventry	51.791	24	1:07.935	10	1.206	0.127
12	65		6 Josh OWENS	Honda - RCD Motorsport	51.835	29	59.096	21	1.250	0.044
13	35		7 Elliot LODGE	Honda - SP125 / Spike Racing	51.835	23	1:08.321	3	1.250	0.000
14	25	M3	7 Mike BROUWERS	Honda - Joma / Brouwers Racing Team	51.888	28	1:01.499	21	1.303	0.053
15	41		8 Milo WARD	Luyten Honda - FPW Racing	51.892	27	59.467	21	1.307	0.004
16	17		9 James FLITCROFT	Nykos - Kinpac Racing	52.081	7	1:01.407	9	1.496	0.189
17	69	M3	8 Tom BOOTH-AMOS	BMS Pre M3 - FAB Racing BMS Pre Moto3	52.194	26	1:00.952	14	1.609	0.113
18	84		10 Daniel HERMANSSON	TSR Luyten - FPW Racing	52.350	26	59.674	21	1.765	0.156
19	142	M3	9 Brian SLOOTEN	Honda - Bakker Frames Holland	52.369	19		0	1.784	0.019
20	127	M3	10 Georgina POLDEN	Honda - RS Racing	52.478	23	1:00.168	16	1.893	0.109
21	43		11 Arnie SHELTON	Honda - e3 motorsport with Shelton Racing	52.666	22	1:03.726	5	2.081	0.188
22	44		12 Jake BAYFORD	Honda - Intek Adhesives by SGR Racing	53.121	27	1:03.816	9	2.536	0.455
23	64		13 Asher DURHAM	Honda - SP125Racing.com	53.356	22	1:02.014	18	2.771	0.235
24	19		14 Kai JOHNSON	Nykos - Kinpac Racing	53.679	10	59.714	20	3.094	0.323
25	47		15 Jake ARCHER	Honda - Jake Archer Racing	53.716	25	1:03.150	12	3.131	0.037
26	90		16 Greg GREENWOOD	Luyten Honda - FPW Racing	54.013	15	1:04.187	12	3.428	0.297
27	13	M3	11 Sam BURMAN	Honda - WNT / Burman Racing	54.318	5	1:04.281	17	3.733	0.305
28	45		17 Mark STRUDWICK	Honda - MTS Racing	54.378	24	1:03.952	14	3.793	0.060
29	11		18 Joseph THOMAS	Honda - Moto UK Racing	55.646	12	1:05.466	9	5.061	1.268
30	7		19 Jamie ASHBY	Honda - JPA Racing / SP125	55.674	24	1:03.739	15	5.089	0.028
31	100		20 Stephen CAMPBELL	Honda - Campbell Racing	56.897	22		0	6.312	1.223
32	28		21 Bradley RAY	EE125 - FAB-Racing		0	57.846	23	7.261	0.949
33	4		22 Louis VALLELEY	KTM - Cresswell Racing		0	1:01.227	23	10.642	3.381

QUALIFYING LAPTIME (110.0% of 57.846) = 1:03.630

Weather / Track : Drizzle / Wet

These results are provisional until the conclusion of any judicial and technical matters.

Brands Hatch Indy

Circuit Length = 1.2079 miles

Start: 10:40 Flag 11:05 End: 11:06

Race Director :	Stewards :	Timekeeper :
-----------------	------------	--------------

Results can be found at www.britishsuperbike.com

Printed - 11:07 Sunday, 20 April 2014



QUALIFYING 2 - CLASSIFICATION



POS	NO	CL	PIC NAME	ENTRY	TIME	ON	LAPS	GAP	DIFF	MPH
1	28		1 Bradley RAY	EE125 - FAB-Racing	57.846	20	23			75.17
2	65		2 Josh OWENS	Honda - RCD Motorsport	59.096	19	21	1.250	1.250	73.58
3	12		3 Edward RENDELL	Honda - Banks Racing	59.110	14	15	1.264	0.014	73.56
4	6		4 Taz TAYLOR	Luyten Honda - FPW Racing / Hookless Holidays	59.131	19	22	1.285	0.021	73.54
5	72		5 Alex PERSSON	Honda - PWR / Nordgren Racing	59.241	12	21	1.395	0.110	73.40
6	41		6 Milo WARD	Luyten Honda - FPW Racing	59.467	21	21	1.621	0.226	73.12
7	36	M3	1 Jayson URIBE	Honda - FPW Racing / RSR	59.476	16	22	1.630	0.009	73.11
8	84		7 Daniel HERMANSSON	TSR Luyten - FPW Racing	59.674	18	21	1.828	0.198	72.87
9	19		8 Kai JOHNSON	Nykos - Kinpac Racing	59.714	18	20	1.868	0.040	72.82
10	127	M3	2 Georgina POLDEN	Honda - RS Racing	1:00.168	14	16	2.322	0.454	72.27
11	86	M3	3 Charlie NESBITT	Repli-Cast - Repli-Cast UK	1:00.377	20	21	2.531	0.209	72.02
12	69	M3	4 Tom BOOTH-AMOS	BMS Pre M3 - FAB Racing BMS Pre Moto3	1:00.952	13	14	3.106	0.575	71.34
13	4		9 Louis VALLELEY	KTM - Cresswell Racing	1:01.227	12	23	3.381	0.275	71.02
14	17		10 James FLITCROFT	Nykos - Kinpac Racing	1:01.407	6	9	3.561	0.180	70.81
15	25	M3	5 Mike BROUWERS	Honda - Joma / Brouwers Racing Team	1:01.499	18	21	3.653	0.092	70.71
16	64		11 Asher DURHAM	Honda - SP125Racing.com	1:02.014	16	18	4.168	0.515	70.12
17	47		12 Jake ARCHER	Honda - Jake Archer Racing	1:03.150	11	12	5.304	1.136	68.86

QUALIFYING LAPTIME (110.0% of 57.846) = 1:03.630

18	43		13 Arnie SHELTON	Honda - e3 motorsport with Shelton Racing	1:03.726	5	5	5.880	0.576	68.23
19	7		14 Jamie ASHBY	Honda - JPA Racing / SP125	1:03.739	12	15	5.893	0.013	68.22
20	44		15 Jake BAYFORD	Honda - Intek Adhesives by SGR Racing	1:03.816	9	9	5.970	0.077	68.14
21	45		16 Mark STRUDWICK	Honda - MTS Racing	1:03.952	11	14	6.106	0.136	67.99
22	90		17 Greg GREENWOOD	Luyten Honda - FPW Racing	1:04.187	11	12	6.341	0.235	67.74
23	13	M3	6 Sam BURMAN	Honda - WNT / Burman Racing	1:04.281	6	17	6.435	0.094	67.64
24	11		18 Joseph THOMAS	Honda - Moto UK Racing	1:05.466	9	9	7.620	1.185	66.42
25	79	M3	7 Chris TAYLOR	Honda - Ducati Coventry	1:07.935	9	10	10.089	2.469	64.01
26	35		19 Elliot LODGE	Honda - SP125 / Spike Racing	1:08.321	3	3	10.475	0.386	63.64

Weather / Track : Drizzle / Wet

These results are provisional until the conclusion of any judicial and technical matters.

Brands Hatch Indy

Circuit Length = 1.2079 miles

Start: 10:40 Flag 11:05 End: 11:06

Race Director :	Stewards :	Timekeeper :
-----------------	------------	--------------

Results can be found at www.britishsuperbike.com

Printed - 11:09 Sunday, 20 April 2014



MCRCB BULLETIN TK176

2014 MCE British Superbike Championship - Round 1

2014 Motul British Motostar Championship

QUALIFYING 2 - SECTOR ANALYSIS

SECTOR 1 = FL to I1, SECTOR 2 = I1 to I2, SECTOR 3 = I2 to FL, DIFF = Difference To Personal Best Lap

P1 28		Bradley RAY		EE125 - FAB-Racing							
LAP	SECTOR 1	SECTOR 2	SECTOR 3	LAP TIME	MPH	DIFF	TIME OF DAY				
1 -	OUTLAP	64.3	19.732	60.7	21.761	112.4	1:07.499	64.42	9.653	10:42:04.106	
2 -	25.415	73.0	17.530	66.0	20.457	114.7	1:03.402	68.58	5.556	10:43:07.508	
3 -	24.900	72.5	18.151	57.5	20.864	112.4	1:03.915	68.03	6.069	10:44:11.423	
4 -	24.822	71.3	17.863	65.7	20.717	114.5	1:03.402	68.58	5.556	10:45:14.825	
5 -	25.047	72.6	17.750	64.4	21.345	105.6	1:04.142	67.79	6.296	10:46:18.967	
6 -	24.609	69.0	17.170	67.2	20.478	109.2	1:02.257	69.84	4.411	10:47:21.224	
7 -	23.628	71.6	16.994	65.1	19.940	117.5	1:00.562	71.80	2.716	10:48:21.786	
8 -	23.366	73.2	17.121	65.7	20.008	117.9	1:00.495	71.88	2.649	10:49:22.281	
9 -	24.214	64.4	19.426	48.7	IN PIT		2:10.774	P	33.25	1:12.928	10:51:33.055
10 -	OUTLAP	58.4	17.001	69.1	19.827	117.7	1:04.329	67.59	6.483	10:52:37.384	
11 -	24.054	73.8	16.425	69.6	19.780	118.9	1:00.259	72.16	2.413	10:53:37.643	
12 -	23.224	73.0	16.623	64.6	19.667	118.7	59.514	73.06	1.668	10:54:37.157	
13 -	23.191	72.3	16.209	70.6	19.448	117.3	58.848	73.89	1.002	10:55:36.005	
14 -	22.857	74.1	16.063	71.1	19.388	117.7	58.308	74.57	0.462	10:56:34.313	
15 -	22.850	72.4	16.537	69.0	19.407	117.9	58.794	73.96	0.948	10:57:33.107	
16 -	22.943	72.9	15.975	71.2	19.278	117.9	58.196	(3)	74.72	0.350	10:58:31.303
17 -	22.781	72.8	15.949	71.6	19.238	118.3	57.968	(2)	75.01	0.122	10:59:29.271
18 -	23.046	71.9	16.100	65.8	19.652	118.1	58.798	73.95	0.952	11:00:28.069	
19 -	22.771	73.4	16.906	63.4	19.560	119.4	59.237	73.41	1.391	11:01:27.306	
20 -	22.611	74.2	15.995	71.8	19.240	120.0	57.846	(1)	75.17		11:02:25.152
21 -	22.655	74.1	17.683	67.5	20.000	117.7	1:00.338	72.07	2.492	11:03:25.490	
22 -	22.634	73.6	17.819	64.3	19.673	121.1	1:00.126	72.32	2.280	11:04:25.616	
23 -	22.613	73.8	16.525	68.6	19.324	119.6	58.462	74.38	0.616	11:05:24.078	

P2 65		Josh OWENS		Honda - RCD Motorsport							
LAP	SECTOR 1	SECTOR 2	SECTOR 3	LAP TIME	MPH	DIFF	TIME OF DAY				
1 -	OUTLAP	60.4	18.817	58.6	21.874	107.7	1:10.701	61.50	11.605	10:44:10.352	
2 -	25.366	67.7	18.068	65.0	21.004	107.7	1:04.438	67.48	5.342	10:45:14.790	
3 -	24.970	69.7	17.493	65.4	20.447	109.4	1:02.910	69.12	3.814	10:46:17.700	
4 -	24.980	69.3	17.334	67.1	20.575	109.6	1:02.889	69.14	3.793	10:47:20.589	
5 -	24.614	71.1	17.096	69.6	20.236	111.1	1:01.946	70.19	2.850	10:48:22.535	
6 -	23.542	73.0	17.187	68.0	20.673	110.7	1:01.402	70.82	2.306	10:49:23.937	
7 -	23.644	71.5	18.989	57.7	IN PIT		1:59.604	P	36.35	1:00.508	10:51:23.541
8 -	OUTLAP	68.1	18.139	65.3	20.243	112.0	1:04.765	67.14	5.669	10:52:28.306	
9 -	24.082	71.9	16.987	70.4	19.993	111.8	1:01.062	71.21	1.966	10:53:29.368	
10 -	23.974	72.1	17.332	69.3	19.873	110.0	1:01.179	71.08	2.083	10:54:30.547	
11 -	24.170	69.3	18.028	69.1	19.945	110.9	1:02.143	69.97	3.047	10:55:32.690	
12 -	23.895	71.3	16.779	68.1	19.808	110.5	1:00.482	71.89	1.386	10:56:33.172	
13 -	23.861	71.8	16.816	69.2	19.832	111.2	1:00.509	71.86	1.413	10:57:33.681	
14 -	23.385	73.4	16.718	70.0	19.842	109.8	59.945	72.54	0.849	10:58:33.626	
15 -	23.265	72.1	17.087	66.9	19.679	110.5	1:00.031	72.43	0.935	10:59:33.657	
16 -	23.045	71.6	16.502	70.0	19.702	110.3	59.249	(3)	73.39	0.153	11:00:32.906
17 -	23.084	73.4	16.558	70.2	19.596	111.4	59.238	(2)	73.40	0.142	11:01:32.144
18 -	23.378	72.9	16.759	69.2	19.476	111.4	59.613	72.94	0.517	11:02:31.757	
19 -	22.939	73.3	16.589	68.4	19.568	110.9	59.096	(1)	73.58		11:03:30.853
20 -	23.066	71.9	16.697	70.6	19.600	111.8	59.363	73.25	0.267	11:04:30.216	
21 -	23.144	74.2	16.665	71.2	20.382	111.8	1:00.191	72.24	1.095	11:05:30.407	

P3 12		Edward RENDELL		Honda - Banks Racing							
LAP	SECTOR 1	SECTOR 2	SECTOR 3	LAP TIME	MPH	DIFF	TIME OF DAY				
1 -	OUTLAP	65.9	16.910	70.0	21.442	106.8	1:04.538	67.38	5.428	10:42:56.039	
2 -	24.772	68.7	17.172	68.6	20.919	108.9	1:02.863	69.17	3.753	10:43:58.902	
3 -	24.191	69.5	17.031	70.7	20.693	108.9	1:01.915	70.23	2.805	10:45:00.817	
4 -	23.887	70.7	16.884	62.8	IN PIT		2:44.843	P	26.38	1:45.733	10:47:45.660
5 -	OUTLAP	71.2	17.418	65.0	20.404	111.6	1:03.936	68.01	4.826	10:48:49.596	
6 -	23.288	71.7	16.603	66.8	20.273	111.8	1:00.164	(3)	72.27	1.054	10:49:49.760
7 -	23.622	71.3	16.782	69.4	20.149	110.7	1:00.553	71.81	1.443	10:50:50.313	
8 -	23.418	71.4	16.796	65.8	IN PIT		3:47.846	P	19.08	2:48.736	10:54:38.159
9 -	OUTLAP	69.6	17.713	63.8	20.702	110.9	1:04.176	67.76	5.066	10:55:42.335	
10 -	23.392	71.9	16.792	67.3	20.421	110.3	1:00.605	71.75	1.495	10:56:42.940	

Weather / Track : Drizzle / Wet

Brands Hatch Indy
Circuit Length = 1.2079 miles
Start: 10:40 Flag 11:05 End: 11:06

MCRCB BULLETIN TK176

2014 MCE British Superbike Championship - Round 1

2014 Motul British Motostar Championship

QUALIFYING 2 - SECTOR ANALYSIS

SECTOR 1 = FL to I1, SECTOR 2 = I1 to I2, SECTOR 3 = I2 to FL, DIFF = Difference To Personal Best Lap

11 -	23.595	70.0	16.732	69.6	20.114	109.8	1:00.441	71.94	1.331	10:57:43.381
12 -	23.228	72.7	16.955	66.3	IN PIT		2:51.467	P 25.36	1:52.357	11:00:34.848
13 -	OUTLAP	71.3	16.870	68.3	20.033	111.6	1:01.018	71.26	1.908	11:01:35.866
14 -	22.971	71.2	16.345	71.8	19.794	112.0	59.110 (1)	73.56		11:02:34.976
15 -	23.378	70.8	16.593	70.3	19.739	111.2	59.710	(2) 72.82	0.600	11:03:34.686

P4 6 Taz TAYLOR		Luyten Honda - FPW Racing / Hookless Holidays								
LAP	SECTOR 1	SECTOR 2	SECTOR 3	LAP TIME	MPH	DIFF	TIME OF DAY			
1 -	OUTLAP	68.8	19.166	56.8	21.888	109.2	1:07.718	64.21	8.587	10:44:22.444
2 -	26.727	68.3	19.802	49.7	21.336	109.4	1:07.865	64.07	8.734	10:45:30.309
3 -	25.734	70.2	18.563	63.7	21.034	110.7	1:05.331	66.56	6.200	10:46:35.640
4 -	25.167	71.5	17.947	64.7	20.550	110.3	1:03.664	68.30	4.533	10:47:39.304
5 -	24.420	71.9	17.638	59.6	20.681	111.1	1:02.739	69.31	3.608	10:48:42.043
6 -	24.193	73.0	18.029	64.0	20.290	111.8	1:02.512	69.56	3.381	10:49:44.555
7 -	23.941	73.0	17.159	66.6	19.797	113.3	1:00.897	71.40	1.766	10:50:45.452
8 -	24.236	70.1	17.172	66.7	19.675	112.5	1:01.083	71.19	1.952	10:51:46.535
9 -	23.515	73.7	16.970	68.0	19.764	113.7	1:00.249	72.17	1.118	10:52:46.784
10 -	23.420	73.3	17.362	65.3	19.949	113.5	1:00.731	71.60	1.600	10:53:47.515
11 -	23.232	73.6	17.205	67.1	19.677	111.6	1:00.114	72.33	0.983	10:54:47.629
12 -	23.541	73.4	16.891	66.8	19.485	113.5	59.917	72.57	0.786	10:55:47.546
13 -	23.186	73.4	17.087	56.9	20.048	112.4	1:00.321	72.09	1.190	10:56:47.867
14 -	23.284	74.2	16.994	66.6	19.526	112.9	59.804	72.71	0.673	10:57:47.671
15 -	23.287	72.8	17.171	64.3	19.635	113.3	1:00.093	72.36	0.962	10:58:47.764
16 -	23.372	74.1	17.211	65.3	19.574	112.9	1:00.157	72.28	1.026	10:59:47.921
17 -	23.227	74.3	17.127	66.1	19.581	113.1	59.935	72.55	0.804	11:00:47.856
18 -	23.020	73.3	17.028	62.8	19.514	113.5	59.562	(3) 73.00	0.431	11:01:47.418
19 -	22.739	74.8	16.923	65.7	19.469	112.7	59.131 (1)	73.54		11:02:46.549
20 -	22.765	74.7	17.453	65.1	19.606	113.1	59.824	72.68	0.693	11:03:46.373
21 -	22.791	74.7	16.904	65.5	19.526	111.8	59.221	(2) 73.43	0.090	11:04:45.594
22 -	22.620	75.1	17.671	63.6	19.742	112.7	1:00.033	72.43	0.902	11:05:45.627

P5 72 Alex PERSSON		Honda - PWR / Nordgren Racing								
LAP	SECTOR 1	SECTOR 2	SECTOR 3	LAP TIME	MPH	DIFF	TIME OF DAY			
1 -	OUTLAP	64.0	20.497	56.0	21.893	109.4	1:10.781	61.43	11.540	10:41:14.513
2 -	25.476	69.6	18.993	62.4	20.915	109.4	1:05.384	66.50	6.143	10:42:19.897
3 -	24.823	70.9	18.402	64.1	20.745	110.3	1:03.970	67.97	4.729	10:43:23.867
4 -	24.047	72.8	17.456	68.6	19.986	112.0	1:01.489	70.72	2.248	10:44:25.356
5 -	24.840	74.3	18.470	58.6	20.323	110.7	1:03.633	68.33	4.392	10:45:28.989
6 -	23.738	73.1	17.493	66.7	20.467	110.1	1:01.698	70.48	2.457	10:46:30.687
7 -	23.772	74.4	17.443	64.4	20.446	110.9	1:01.661	70.52	2.420	10:47:32.348
8 -	24.179	74.9	17.068	65.8	19.968	111.4	1:01.215	71.03	1.974	10:48:33.563
9 -	23.278	75.6	17.142	66.3	19.976	111.4	1:00.396	72.00	1.155	10:49:33.959
10 -	22.775	75.9	17.246	64.3	20.781	108.5	1:00.802	71.52	1.561	10:50:34.761
11 -	23.782	74.6	16.891	68.5	19.843	111.8	1:00.516	71.85	1.275	10:51:35.277
12 -	23.063	74.9	16.550	70.6	19.628	112.5	59.241 (1)	73.40		10:52:34.518
13 -	23.063	72.4	17.273	68.9	19.614	112.9	59.950	(2) 72.53	0.709	10:53:34.468
14 -	23.109	74.9	17.103	66.6	20.242	112.5	1:00.454	71.93	1.213	10:54:34.922
15 -	23.313	74.1	16.715	66.4	IN PIT		4:34.946	P 15.81	3:35.705	10:59:09.868
16 -	OUTLAP	69.7	18.027	64.5	20.510	109.4	1:10.488	61.69	11.247	11:00:20.356
17 -	23.729	73.9	17.607	58.7	20.306	112.7	1:01.642	70.54	2.401	11:01:21.998
18 -	23.181	74.0	17.084	65.5	20.024	112.7	1:00.289	72.12	1.048	11:02:22.287
19 -	23.028	74.9	17.594	66.3	19.851	111.8	1:00.473	71.90	1.232	11:03:22.760
20 -	23.754	70.5	17.325	65.9	20.022	111.8	1:01.101	71.17	1.860	11:04:23.861
21 -	23.354	71.7	16.964	66.4	19.923	112.4	1:00.241	(3) 72.18	1.000	11:05:24.102

P6 41 Milo WARD		Luyten Honda - FPW Racing								
LAP	SECTOR 1	SECTOR 2	SECTOR 3	LAP TIME	MPH	DIFF	TIME OF DAY			
1 -	OUTLAP	63.7	21.297	54.5	23.193	105.8	1:15.301	57.74	15.834	10:44:16.381
2 -	26.611	66.7	19.519	58.5	21.913	107.2	1:08.043	63.90	8.576	10:45:24.424
3 -	25.832	68.8	17.777	65.5	21.150	107.0	1:04.759	67.15	5.292	10:46:29.183
4 -	25.299	68.9	17.923	65.5	20.888	110.0	1:04.110	67.83	4.643	10:47:33.293
5 -	25.796	61.8	18.344	61.2	20.993	108.5	1:05.133	66.76	5.666	10:48:38.426

Brands Hatch Indy
 Circuit Length = 1.2079 miles
 Start: 10:40 Flag 11:05 End: 11:06

Weather / Track : Drizzle / Wet

MCRCB BULLETIN TK176

2014 MCE British Superbike Championship - Round 1

2014 Motul British Motostar Championship

QUALIFYING 2 - SECTOR ANALYSIS

SECTOR 1 = FL to I1, SECTOR 2 = I1 to I2, SECTOR 3 = I2 to FL, DIFF = Difference To Personal Best Lap

6 -	24.814	70.2	17.665	65.3	21.152	107.3	1:03.631	68.34	4.164	10:49:42.057
7 -	24.733	68.5	17.539	66.0	21.019	108.5	1:03.291	68.70	3.824	10:50:45.348
8 -	24.618	69.6	17.477	67.5	20.517	109.2	1:02.612	69.45	3.145	10:51:47.960
9 -	24.428	69.7	17.222	67.3	20.297	109.8	1:01.947	70.19	2.480	10:52:49.907
10 -	24.152	70.4	17.063	68.6	20.258	109.8	1:01.473	70.74	2.006	10:53:51.380
11 -	23.580	71.8	17.515	64.9	22.133	102.6	1:03.228	68.77	3.761	10:54:54.608
12 -	24.239	71.2	17.173	69.3	20.268	109.4	1:01.680	70.50	2.213	10:55:56.288
13 -	24.163	70.5	16.976	65.3	20.301	108.4	1:01.440	70.77	1.973	10:56:57.728
14 -	23.863	71.8	17.361	65.2	20.364	108.4	1:01.588	70.60	2.121	10:57:59.316
15 -	23.770	71.7	17.038	68.4	20.246	108.2	1:01.054	71.22	1.587	10:59:00.370
16 -	23.773	70.2	17.113	67.5	20.684	107.3	1:01.570	70.62	2.103	11:00:01.940
17 -	23.585	71.6	17.547	67.8	20.217	108.9	1:01.349	70.88	1.882	11:01:03.289
18 -	23.567	69.9	17.015	67.5	19.860	109.8	1:00.442	71.94	0.975	11:02:03.731
19 -	23.291	71.3	16.557	69.0	19.821	109.1	59.669 (2)	72.87	0.202	11:03:03.400
20 -	23.325	71.3	17.053	69.1	19.808	109.1	1:00.186 (3)	72.25	0.719	11:04:03.586
21 -	23.018	71.6	16.648	68.4	19.801	109.8	59.467 (1)	73.12		11:05:03.053

P7		36 M3		Jayson URIBE		Honda - FPW Racing / RSR					
LAP		SECTOR 1	SECTOR 2	SECTOR 3	LAP TIME	MPH	DIFF	TIME OF DAY			
1 -	OUTLAP	67.4	18.111	65.5	21.087	109.8	1:05.846	66.04	6.370	10:43:00.162	
2 -		24.446	73.1	17.488	68.5	20.614	110.3	1:02.548	69.52	3.072	10:44:02.710
3 -		23.777	72.8	17.488	67.0	20.525	110.9	1:01.790	70.37	2.314	10:45:04.500
4 -		23.744	72.5	17.136	67.5	20.343	110.7	1:01.223	71.02	1.747	10:46:05.723
5 -		24.404	71.9	17.774	68.1	20.514	110.9	1:02.692	69.36	3.216	10:47:08.415
6 -		24.809	72.0	17.401	66.6	20.578	111.1	1:02.788	69.25	3.312	10:48:11.203
7 -		24.370	66.4	17.930	67.1	20.398	110.9	1:02.698	69.35	3.222	10:49:13.901
8 -		24.642	72.7	17.236	66.3	IN PIT	1:59.563 P	36.37	1:00.087	10:51:13.464	
9 -	OUTLAP	72.8	17.359	66.5	20.536	108.5	1:04.650	67.26	5.174	10:52:18.114	
10 -		23.686	73.8	17.218	66.1	20.669	112.2	1:01.573	70.62	2.097	10:53:19.687
11 -		24.659	72.6	18.267	60.7	20.599	110.9	1:03.525	68.45	4.049	10:54:23.212
12 -		23.479	74.2	17.486	70.3	20.067	111.1	1:01.032	71.25	1.556	10:55:24.244
13 -		23.117	74.2	16.778	69.0	19.944	111.6	59.839	72.67	0.363	10:56:24.083
14 -		23.261	74.7	16.827	69.4	19.935	111.6	1:00.023	72.44	0.547	10:57:24.106
15 -		23.528	74.3	16.511	69.7	19.982	110.9	1:00.021	72.45	0.545	10:58:24.127
16 -		23.178	74.3	16.495	72.1	19.803	111.1	59.476 (1)	73.11		10:59:23.603
17 -		23.430	74.3	16.958	68.4	20.226	110.9	1:00.614	71.74	1.138	11:00:24.217
18 -		23.047	74.9	17.045	67.8	20.123	112.4	1:00.215	72.21	0.739	11:01:24.432
19 -		22.744	75.6	16.757	68.8	20.062	115.1	59.563 (3)	73.00	0.087	11:02:23.995
20 -		22.857	74.4	16.925	70.7	19.723	112.0	59.505 (2)	73.07	0.029	11:03:23.500
21 -		23.479	65.7	18.489	66.2	19.965	112.5	1:01.933	70.21	2.457	11:04:25.433
22 -		23.490	75.0	16.998	71.3	19.652	112.7	1:00.140	72.30	0.664	11:05:25.573

P8		84		Daniel HERMANSSON		TSR Luyten - FPW Racing					
LAP		SECTOR 1	SECTOR 2	SECTOR 3	LAP TIME	MPH	DIFF	TIME OF DAY			
1 -	OUTLAP	54.3	20.928	50.4	23.841	95.0	1:16.330	56.97	16.656	10:44:14.315	
2 -		28.367	63.2	20.403	53.4	22.549	106.3	1:11.319	60.97	11.645	10:45:25.634
3 -		27.035	63.1	19.784	56.3	IN PIT	1:35.504 P	45.53	35.830	10:47:01.138	
4 -	OUTLAP	66.2	18.926	55.7	21.563	108.4	1:07.839	64.10	8.165	10:48:08.977	
5 -		26.463	64.6	18.441	60.1	21.493	108.7	1:06.397	65.49	6.723	10:49:15.374
6 -		25.049	68.7	18.375	57.2	20.928	108.5	1:04.352	67.57	4.678	10:50:19.726
7 -		25.541	66.1	18.505	58.5	20.842	110.1	1:04.888	67.01	5.214	10:51:24.614
8 -		25.157	68.5	17.772	61.4	20.530	108.9	1:03.459	68.52	3.785	10:52:28.073
9 -		24.801	69.0	17.780	59.7	20.426	110.1	1:03.007	69.01	3.333	10:53:31.080
10 -		24.698	69.8	17.960	60.2	20.470	108.7	1:03.128	68.88	3.454	10:54:34.208
11 -		23.889	71.2	17.352	62.8	20.532	108.5	1:01.773	70.39	2.099	10:55:35.981
12 -		23.900	70.5	17.359	62.7	20.013	108.2	1:01.272	70.97	1.598	10:56:37.253
13 -		23.369	71.7	16.992	64.2	19.986	110.1	1:00.347	72.05	0.673	10:57:37.600
14 -		23.419	70.6	17.721	61.2	20.068	110.0	1:01.208	71.04	1.534	10:58:38.808
15 -		23.463	69.8	17.070	62.7	20.136	110.3	1:00.669	71.67	0.995	10:59:39.477
16 -		23.261	70.3	16.936	64.8	19.780	109.8	59.977 (3)	72.50	0.303	11:00:39.454
17 -		23.164	71.2	17.003	64.1	19.908	110.9	1:00.075	72.38	0.401	11:01:39.529
18 -		23.078	70.7	16.841	64.9	19.755	110.0	59.674 (1)	72.87		11:02:39.203
19 -		23.357	68.0	19.793	58.7	20.495	110.0	1:03.645	68.32	3.971	11:03:42.848

Brands Hatch Indy
 Circuit Length = 1.2079 miles
 Start: 10:40 Flag 11:05 End: 11:06

Weather / Track : Drizzle / Wet

MCRCB BULLETIN TK176

2014 MCE British Superbike Championship - Round 1

2014 Motul British Motostar Championship

QUALIFYING 2 - SECTOR ANALYSIS

SECTOR 1 = FL to I1, SECTOR 2 = I1 to I2, SECTOR 3 = I2 to FL, DIFF = Difference To Personal Best Lap

20 -	23.009	71.0	17.201	62.7	19.985	110.0	1:00.195	72.24	0.521	11:04:43.043
21 -	23.041	71.2	16.852	65.7	19.790	109.8	59.683 (2)	72.86	0.009	11:05:42.726

P9		19		Kai JOHNSON		Nykos - Kinpac Racing				
LAP		SECTOR 1	SECTOR 2	SECTOR 3	LAP TIME	MPH	DIFF	TIME OF DAY		
1 -	OUTLAP	62.7	19.351	60.8	22.178	105.0	1:10.107	62.02	10.393	10:44:35.886
2 -	24.872	67.2	18.196	66.6	21.025	105.0	1:04.093	67.84	4.379	10:45:39.979
3 -	24.836	67.9	17.617	67.8	20.235	107.7	1:02.688	69.36	2.974	10:46:42.667
4 -	24.814	65.2	18.042	63.6	20.699	108.4	1:03.555	68.42	3.841	10:47:46.222
5 -	23.606	70.1	17.333	68.6	20.129	107.2	1:01.068	71.20	1.354	10:48:47.290
6 -	23.764	69.8	17.314	66.9	20.613	104.8	1:01.691	70.49	1.977	10:49:48.981
7 -	24.096	69.7	17.322	70.2	20.467	108.0	1:01.885	70.26	2.171	10:50:50.866
8 -	23.530	71.5	17.019	69.6	20.577	105.8	1:01.126	71.14	1.412	10:51:51.992
9 -	23.641	71.4	17.184	70.2	19.881	107.7	1:00.706	71.63	0.992	10:52:52.698
10 -	23.494	71.4	17.155	69.7	IN PIT		2:02.084	P 35.61	1:02.370	10:54:54.782
11 -	OUTLAP	68.0	18.950	65.7	20.649	106.5	1:06.867	65.03	7.153	10:56:01.649
12 -	23.625	71.3	17.440	67.8	22.233	103.8	1:03.298	68.70	3.584	10:57:04.947
13 -	23.166	71.2	17.357	70.3	20.042	107.2	1:00.565	71.80	0.851	10:58:05.512
14 -	24.153	67.3	17.746	67.1	20.139	107.0	1:02.038	70.09	2.324	10:59:07.550
15 -	23.662	70.2	17.670	65.9	20.090	106.6	1:01.422	70.79	1.708	11:00:08.972
16 -	23.409	71.9	17.189	70.3	19.816	108.9	1:00.414 (2)	71.98	0.700	11:01:09.386
17 -	23.140	71.8	17.655	65.2	19.920	108.2	1:00.715	71.62	1.001	11:02:10.101
18 -	23.170	73.1	17.045	70.0	19.499	107.7	59.714 (1)	72.82		11:03:09.815
19 -	23.008	70.8	17.804	68.1	19.833	107.7	1:00.645	71.70	0.931	11:04:10.460
20 -	22.921	71.9	17.769	67.7	19.781	107.3	1:00.471 (3)	71.91	0.757	11:05:10.931

P10		127 M3		Georgina POLDEN		Honda - RS Racing				
LAP		SECTOR 1	SECTOR 2	SECTOR 3	LAP TIME	MPH	DIFF	TIME OF DAY		
1 -	OUTLAP	65.7	17.766	63.2	21.368	108.5	1:07.292	64.62	7.124	10:46:35.006
2 -	25.479	67.9	17.565	67.4	21.476	109.4	1:04.520	67.39	4.352	10:47:39.526
3 -	25.341	70.1	17.686	64.8	20.794	110.7	1:03.821	68.13	3.653	10:48:43.347
4 -	25.185	70.1	17.478	65.3	IN PIT		2:29.168	P 29.15	1:29.000	10:51:12.515
5 -	OUTLAP	71.9	17.408	64.7	20.234	113.5	1:05.881	66.00	5.713	10:52:18.396
6 -	24.416	73.2	17.142	69.9	20.113	114.7	1:01.671	70.51	1.503	10:53:20.067
7 -	24.618	72.4	18.657	61.7	20.245	114.3	1:03.520	68.46	3.352	10:54:23.587
8 -	23.771	73.3	17.697	70.3	19.868	113.5	1:01.336	70.89	1.168	10:55:24.923
9 -	23.975	72.4	17.126	68.5	20.427	112.2	1:01.528	70.67	1.360	10:56:26.451
10 -	24.454	68.8	17.185	66.5	IN PIT		2:17.963	P 31.52	1:17.795	10:58:44.414
11 -	OUTLAP	71.4	17.589	63.7	20.297	113.7	1:05.313	66.58	5.145	10:59:49.727
12 -	24.040	74.2	17.129	67.5	20.023	113.9	1:01.192	71.06	1.024	11:00:50.919
13 -	23.916	73.3	16.951	66.0	19.992	112.2	1:00.859 (3)	71.45	0.691	11:01:51.778
14 -	23.460	70.5	16.834	68.0	19.874	112.9	1:00.168 (1)	72.27		11:02:51.946
15 -	23.725	67.7	17.226	66.9	20.036	112.0	1:00.987	71.30	0.819	11:03:52.933
16 -	23.884	70.2	16.897	67.6	19.853	112.9	1:00.634 (2)	71.71	0.466	11:04:53.567

P11		86 M3		Charlie NESBITT		Repli-Cast - Repli-Cast UK				
LAP		SECTOR 1	SECTOR 2	SECTOR 3	LAP TIME	MPH	DIFF	TIME OF DAY		
1 -	OUTLAP	67.9	19.052	59.2	21.644	110.0	1:10.739	61.47	10.362	10:43:13.018
2 -	25.272	71.0	18.710	59.1	21.166	111.8	1:05.148	66.74	4.771	10:44:18.166
3 -	25.067	70.5	19.022	64.0	20.582	111.6	1:04.671	67.24	4.294	10:45:22.837
4 -	25.327	67.0	18.578	61.0	20.878	109.6	1:04.783	67.12	4.406	10:46:27.620
5 -	25.352	68.2	18.704	62.0	20.777	110.7	1:04.833	67.07	4.456	10:47:32.453
6 -	25.345	70.5	18.497	64.0	20.600	111.2	1:04.442	67.48	4.065	10:48:36.895
7 -	24.480	70.3	18.044	61.7	20.204	111.8	1:02.728	69.32	2.351	10:49:39.623
8 -	24.089	71.6	17.874	66.7	20.424	110.1	1:02.387	69.70	2.010	10:50:42.010
9 -	24.303	70.9	18.069	63.6	20.199	110.3	1:02.571	69.49	2.194	10:51:44.581
10 -	24.204	71.5	17.890	65.3	20.137	110.9	1:02.231	69.87	1.854	10:52:46.812
11 -	23.935	72.8	17.838	66.8	IN PIT		2:07.448	P 34.12	1:07.071	10:54:54.260
12 -	OUTLAP	71.3	18.156	66.2	20.278	111.8	1:06.883	65.01	6.506	10:56:01.143
13 -	24.010	72.2	17.448	67.0	20.616	109.4	1:02.074	70.05	1.697	10:57:03.217
14 -	23.816	72.4	17.798	64.4	20.182	111.6	1:01.796	70.37	1.419	10:58:05.013
15 -	24.534	69.5	17.809	65.7	19.892	109.6	1:02.235	69.87	1.858	10:59:07.248

Brands Hatch Indy
Circuit Length = 1.2079 miles
Start: 10:40 Flag 11:05 End: 11:06

Weather / Track : Drizzle / Wet

MCRCB BULLETIN TK176

2014 MCE British Superbike Championship - Round 1

2014 Motul British Motostar Championship

QUALIFYING 2 - SECTOR ANALYSIS

SECTOR 1 = FL to I1, SECTOR 2 = I1 to I2, SECTOR 3 = I2 to FL, DIFF = Difference To Personal Best Lap

16 -	23.800	71.6	17.722	66.4	20.354	101.0	1:01.876	70.27	1.499	11:00:09.124
17 -	23.690	73.7	17.215	69.0	19.807	112.4	1:00.712 (3)	71.62	0.335	11:01:09.836
18 -	23.402	73.1	17.469	66.7	19.945	113.7	1:00.816	71.50	0.439	11:02:10.652
19 -	23.702	74.2	18.267	66.5	20.004	111.1	1:01.973	70.16	1.596	11:03:12.625
20 -	23.233	72.8	17.439	65.9	19.705	113.7	1:00.377 (1)	72.02		11:04:13.002
21 -	23.461	73.1	17.184	67.2	19.750	112.7	1:00.395 (2)	72.00	0.018	11:05:13.397

P12 69 M3 Tom BOOTH-AMOS		BMS Pre M3 - FAB Racing BMS Pre Moto3								
LAP	SECTOR 1	SECTOR 2	SECTOR 3	LAP TIME	MPH	DIFF	TIME OF DAY			
1 -	OUTLAP	47.7	21.643	55.4	24.334	89.3	1:24.763	51.30	23.811	10:49:25.792
2 -	28.789	65.4	18.743	65.3	21.685	102.6	1:09.217	62.82	8.265	10:50:35.009
3 -	25.640	68.1	17.896	68.4	21.317	104.2	1:04.853	67.05	3.901	10:51:39.862
4 -	24.756	69.5	18.096	67.3	21.217	102.9	1:04.069	67.87	3.117	10:52:43.931
5 -	24.233	68.7	17.570	68.8	20.897	103.7	1:02.700	69.35	1.748	10:53:46.631
6 -	24.423	70.0	17.556	68.9	IN PIT		3:50.864 P	18.83	2:49.912	10:57:37.495
7 -	OUTLAP	67.2	17.904	68.0	21.192	102.6	1:06.967	64.93	6.015	10:58:44.462
8 -	24.927	68.7	17.895	69.7	20.882	103.7	1:03.704	68.26	2.752	10:59:48.166
9 -	24.457	70.0	17.275	67.8	20.758	104.0	1:02.490	69.58	1.538	11:00:50.656
10 -	23.661	70.5	17.166	69.9	20.491	104.5	1:01.318 (2)	70.91	0.366	11:01:51.974
11 -	23.761	70.0	17.056	71.2	20.581	104.0	1:01.398 (3)	70.82	0.446	11:02:53.372
12 -	23.647	69.5	17.325	72.0	20.576	104.0	1:01.548	70.65	0.596	11:03:54.920
13 -	23.619	70.0	16.958	70.9	20.375	104.5	1:00.952 (1)	71.34		11:04:55.872
14 -	23.521	70.2	17.082	68.1	20.925	103.7	1:01.528	70.67	0.576	11:05:57.400

P13 4 Louis VALLELEY		KTM - Cresswell Racing								
LAP	SECTOR 1	SECTOR 2	SECTOR 3	LAP TIME	MPH	DIFF	TIME OF DAY			
1 -	OUTLAP	64.6	18.891	55.4	22.742	103.2	1:09.747	62.34	8.520	10:42:26.394
2 -	25.932	68.2	17.963	66.3	21.225	101.5	1:05.120	66.77	3.893	10:43:31.514
3 -	25.049	68.5	17.720	65.8	21.212	101.9	1:03.981	67.96	2.754	10:44:35.495
4 -	24.484	69.4	17.527	66.4	21.169	100.9	1:03.180	68.82	1.953	10:45:38.675
5 -	24.897	68.2	17.426	68.0	21.102	103.5	1:03.425	68.56	2.198	10:46:42.100
6 -	25.090	68.8	17.676	68.1	20.947	101.8	1:03.713	68.25	2.486	10:47:45.813
7 -	24.287	70.4	17.486	66.8	20.749	105.0	1:02.522	69.55	1.295	10:48:48.335
8 -	23.713	71.0	17.159	69.1	20.663	104.2	1:01.535 (2)	70.66	0.308	10:49:49.870
9 -	23.896	70.7	17.663	65.6	20.758	105.6	1:02.317	69.78	1.090	10:50:52.187
10 -	24.546	69.5	17.547	66.0	20.450	105.3	1:02.543	69.52	1.316	10:51:54.730
11 -	23.891	70.4	17.293	67.3	20.391	105.8	1:01.575 (3)	70.62	0.348	10:52:56.305
12 -	23.978	69.4	16.953	68.3	20.296	105.1	1:01.227 (1)	71.02		10:53:57.532
13 -	24.040	71.1	17.505	67.5	20.970	98.2	1:02.515	69.56	1.288	10:55:00.047
14 -	24.920	68.8	17.475	65.0	20.741	104.5	1:03.136	68.87	1.909	10:56:03.183
15 -	24.315	69.9	17.110	66.4	20.814	103.4	1:02.239	69.86	1.012	10:57:05.422
16 -	24.394	70.1	17.654	65.1	20.994	105.1	1:03.042	68.97	1.815	10:58:08.464
17 -	24.262	69.8	17.551	64.1	20.712	102.2	1:02.525	69.54	1.298	10:59:10.989
18 -	24.665	67.6	17.985	66.4	20.624	103.2	1:03.274	68.72	2.047	11:00:14.263
19 -	24.435	69.9	17.457	65.8	20.647	104.2	1:02.539	69.53	1.312	11:01:16.802
20 -	23.960	70.7	17.028	67.0	20.676	103.0	1:01.664	70.52	0.437	11:02:18.466
21 -	24.181	70.4	17.396	67.7	20.522	105.0	1:02.099	70.02	0.872	11:03:20.565
22 -	24.316	71.7	17.349	65.4	20.685	104.5	1:02.350	69.74	1.123	11:04:22.915
23 -	24.229	68.3	17.422	68.3	20.311	107.0	1:01.962	70.18	0.735	11:05:24.877

P14 17 James FLITCROFT		Nykos - Kinpac Racing								
LAP	SECTOR 1	SECTOR 2	SECTOR 3	LAP TIME	MPH	DIFF	TIME OF DAY			
1 -	OUTLAP	57.9	19.747	60.4	22.681	106.0	1:12.467	60.00	11.060	10:51:52.253
2 -	25.051	64.8	20.251		30.086	103.7	1:15.388	57.68	13.981	10:53:07.641
3 -	25.175	66.3	18.284	63.2	21.429	109.6	1:04.888	67.01	3.481	10:54:12.529
4 -	24.583	66.6	22.386	65.4	20.821	109.8	1:07.790	64.14	6.383	10:55:20.319
5 -	23.993	67.0	17.519	67.0	20.294	110.0	1:01.806 (3)	70.35	0.399	10:56:22.125
6 -	23.719	67.0	17.462	67.8	20.226	109.8	1:01.407 (1)	70.81		10:57:23.532
7 -	24.594	65.6	18.182	65.4	IN PIT		2:40.712 P	27.05	1:39.305	11:00:04.244
8 -	OUTLAP	65.0	17.561	66.7	20.312	112.4	1:04.306	67.62	2.899	11:01:08.550
9 -	23.686	69.1	17.757	66.2	20.164	113.9	1:01.607 (2)	70.58	0.200	11:02:10.157

Weather / Track : Drizzle / Wet

Brands Hatch Indy
Circuit Length = 1.2079 miles
Start: 10:40 Flag 11:05 End: 11:06

MCRCB BULLETIN TK176

2014 MCE British Superbike Championship - Round 1

2014 Motul British Motostar Championship

QUALIFYING 2 - SECTOR ANALYSIS

SECTOR 1 = FL to I1, SECTOR 2 = I1 to I2, SECTOR 3 = I2 to FL, DIFF = Difference To Personal Best Lap

P15 25 M3		Mike BROUWERS					Honda - Joma / Brouwers Racing Team				
LAP		SECTOR 1	SECTOR 2		SECTOR 3		LAP TIME	MPH	DIFF	TIME OF DAY	
1 -	OUTLAP	54.6	20.707	57.7	22.248	105.0	1:10.794	61.42	9.295	10:42:25.520	
2 -	26.533	68.6	18.698	63.2	21.416	106.5	1:06.647	65.24	5.148	10:43:32.167	
3 -	25.997	69.1	18.585	60.3	IN PIT		2:03.245	P 35.28	1:01.746	10:45:35.412	
4 -	OUTLAP	62.1	18.673	63.3	21.205	106.0	1:06.634	65.26	5.135	10:46:42.046	
5 -	25.046	68.6	18.346	62.9	20.857	108.7	1:04.249	67.68	2.750	10:47:46.295	
6 -	24.819	69.7	17.921	63.1	20.600	109.4	1:03.340	68.65	1.841	10:48:49.635	
7 -	24.336	70.8	17.936	64.1	20.860	108.2	1:03.132	68.88	1.633	10:49:52.767	
8 -	24.202	71.2	17.649	66.8	20.517	109.1	1:02.368	69.72	0.869	10:50:55.135	
9 -	24.199	71.2	17.983	64.0	20.258	109.1	1:02.440	69.64	0.941	10:51:57.575	
10 -	23.898	72.0	17.926	60.5	20.650	110.0	1:02.474	69.60	0.975	10:53:00.049	
11 -	23.973	71.2	17.620	66.1	20.163	109.2	1:01.756	70.41	0.257	10:54:01.805	
12 -	23.886	71.0	17.361	65.7	20.378	108.5	1:01.625	(2) 70.56	0.126	10:55:03.430	
13 -	24.020	71.4	17.636	64.1	20.489	110.9	1:02.145	69.97	0.646	10:56:05.575	
14 -	23.835	72.0	17.517	64.7	20.384	108.7	1:01.736	(3) 70.43	0.237	10:57:07.311	
15 -	24.381	71.3	18.288	61.0	IN PIT		2:08.364	P 33.87	1:06.865	10:59:15.675	
16 -	OUTLAP	71.6	18.251	59.4	21.275	108.9	1:04.138	67.80	2.639	11:00:19.813	
17 -	24.039	71.2	18.083	61.9	20.502	111.1	1:02.624	69.43	1.125	11:01:22.437	
18 -	23.730	71.5	17.571	66.8	20.198	110.1	1:01.499	(1) 70.71		11:02:23.936	
19 -	23.606	72.5	17.805	67.0	20.330	109.6	1:01.741	70.43	0.242	11:03:25.677	
20 -	23.932	71.5	18.096	62.5	20.596	109.8	1:02.624	69.43	1.125	11:04:28.301	
21 -	23.793	72.3	17.590	61.7	20.775	109.8	1:02.158	69.96	0.659	11:05:30.459	

P16 64		Asher DURHAM					Honda - SP125Racing.com				
LAP		SECTOR 1	SECTOR 2		SECTOR 3		LAP TIME	MPH	DIFF	TIME OF DAY	
1 -	OUTLAP	69.0	18.215	64.0	21.671	106.0	1:06.038	65.85	4.024	10:41:23.986	
2 -	25.527	68.8	18.062	62.2	21.487	105.1	1:05.076	66.82	3.062	10:42:29.062	
3 -	25.076	68.8	18.481	62.1	IN PIT		3:22.897	P 21.43	2:20.883	10:45:51.959	
4 -	OUTLAP	70.3	18.065	64.1	20.988	107.2	1:05.925	65.96	3.911	10:46:57.884	
5 -	25.750	69.9	20.868	58.7	21.139	106.3	1:07.757	64.17	5.743	10:48:05.641	
6 -	25.009	69.0	18.182	63.9	20.815	106.3	1:04.006	67.94	1.992	10:49:09.647	
7 -	24.673	65.0	18.158	64.4	20.594	106.8	1:03.425	68.56	1.411	10:50:13.072	
8 -	24.498	68.5	18.659	65.9	20.816	107.8	1:03.973	67.97	1.959	10:51:17.045	
9 -	25.467	68.6	18.330	65.0	20.688	107.5	1:04.485	67.43	2.471	10:52:21.530	
10 -	24.458	68.8	17.932	65.2	20.684	106.8	1:03.074	68.94	1.060	10:53:24.604	
11 -	24.409	69.1	17.652	66.9	20.899	107.0	1:02.960	69.06	0.946	10:54:27.564	
12 -	25.436	68.8	17.832	65.3	IN PIT		4:25.464	P 16.38	3:23.450	10:58:53.028	
13 -	OUTLAP	66.5	18.868	62.7	20.878	106.0	1:07.543	64.38	5.529	11:00:00.571	
14 -	24.570	67.4	17.764	67.0	20.609	107.7	1:02.943	69.08	0.929	11:01:03.514	
15 -	24.307	67.7	17.573	68.1	20.230	108.4	1:02.110	(3) 70.01	0.096	11:02:05.624	
16 -	24.214	68.1	17.269	67.5	20.531	106.3	1:02.014	(1) 70.12		11:03:07.638	
17 -	25.097	62.6	19.261	65.8	20.723	108.2	1:05.081	66.81	3.067	11:04:12.719	
18 -	24.251	70.2	17.395	67.4	20.395	107.3	1:02.041	(2) 70.09	0.027	11:05:14.760	

P17 47		Jake ARCHER					Honda - Jake Archer Racing				
LAP		SECTOR 1	SECTOR 2		SECTOR 3		LAP TIME	MPH	DIFF	TIME OF DAY	
1 -	OUTLAP	65.1	20.190	55.7	22.599	107.3	1:11.375	60.92	8.225	10:41:50.281	
2 -	27.466	66.3	18.910	63.3	21.634	107.3	1:08.010	63.94	4.860	10:42:58.291	
3 -	25.800	69.5	18.522	65.5	21.440	106.3	1:05.762	66.12	2.612	10:44:04.053	
4 -	25.533	69.8	18.749	63.8	21.362	106.5	1:05.644	66.24	2.494	10:45:09.697	
5 -	25.440	67.5	18.567	64.4	21.289	106.3	1:05.296	66.59	2.146	10:46:14.993	
6 -	24.927	69.6	17.947	64.8	21.132	107.5	1:04.006	67.94	0.856	10:47:18.999	
7 -	24.832	69.5	18.241	64.0	20.967	109.2	1:04.040	67.90	0.890	10:48:23.039	
8 -	25.052	71.2	18.211	64.1	21.171	108.7	1:04.434	67.48	1.284	10:49:27.473	
9 -	26.274	69.3	19.101	61.3	21.091	107.5	1:06.466	65.42	3.316	10:50:33.939	
10 -	24.664	69.6	18.063	65.5	20.882	107.7	1:03.609	(2) 68.36	0.459	10:51:37.548	
11 -	24.262	71.3	17.992	65.5	20.896	108.4	1:03.150	(1) 68.86		10:52:40.698	
12 -	24.662	69.9	18.035	65.3	21.108	108.0	1:03.805	(3) 68.15	0.655	10:53:44.503	

Weather / Track : Drizzle / Wet

Brands Hatch Indy
Circuit Length = 1.2079 miles
Start: 10:40 Flag 11:05 End: 11:06

MCRCB BULLETIN TK176

2014 MCE British Superbike Championship - Round 1

2014 Motul British Motostar Championship

QUALIFYING 2 - SECTOR ANALYSIS

SECTOR 1 = FL to I1, SECTOR 2 = I1 to I2, SECTOR 3 = I2 to FL, DIFF = Difference To Personal Best Lap

P18 43		Arnie SHELTON		Honda - e3 motorsport with Shelton Racing						
LAP	SECTOR 1	SECTOR 2	SECTOR 3	LAP TIME	MPH	DIFF	TIME OF DAY			
1 -	OUTLAP	61.4	20.190	61.7	22.016	107.8	1:09.551	62.52	5.825	10:48:59.948
2 -	26.052	65.8	18.691	63.1	21.328	108.2	1:06.071	65.81	2.345	10:50:06.019
3 -	25.667	65.8	18.668	64.5	21.192	107.2	1:05.527 (3)	66.36	1.801	10:51:11.546
4 -	24.844	66.8	18.590	64.6	20.711	111.2	1:04.145 (2)	67.79	0.419	10:52:15.691
5 -	24.828	68.2	18.287	67.1	20.611	111.1	1:03.726 (1)	68.23		10:53:19.417

P19 7		Jamie ASHBY		Honda - JPA Racing / SP125						
LAP	SECTOR 1	SECTOR 2	SECTOR 3	LAP TIME	MPH	DIFF	TIME OF DAY			
1 -	OUTLAP	64.1	19.918	58.7	22.565	104.6	1:12.637	59.86	8.898	10:47:31.474
2 -	26.994	68.0	19.451	57.0	21.744	107.0	1:08.189	63.77	4.450	10:48:39.663
3 -	26.210	69.2	18.864	60.2	21.489	107.0	1:06.563	65.33	2.824	10:49:46.226
4 -	25.992	68.6	18.837	58.0	IN PIT		4:05.681 P	17.70	3:01.942	10:53:51.907
5 -	OUTLAP	68.3	19.480	58.7	21.260	107.8	1:08.881	63.13	5.142	10:55:00.788
6 -	25.403	69.8	18.430	60.8	20.796	109.2	1:04.629	67.28	0.890	10:56:05.417
7 -	25.261	68.8	18.585	57.9	21.147	107.3	1:04.993	66.90	1.254	10:57:10.410
8 -	25.551	70.8	18.758	60.7	21.105	107.8	1:05.414	66.47	1.675	10:58:15.824
9 -	25.324	70.1	18.649	56.0	21.117	107.0	1:05.090	66.80	1.351	10:59:20.914
10 -	25.550	71.2	18.794	59.7	20.528	108.2	1:04.872	67.03	1.133	11:00:25.786
11 -	24.756	71.4	18.703	58.3	21.302	106.8	1:04.761	67.14	1.022	11:01:30.547
12 -	24.868	70.8	18.296	61.2	20.575	108.0	1:03.739 (1)	68.22		11:02:34.286
13 -	24.856	70.2	19.109	59.8	20.759	107.0	1:04.724	67.18	0.985	11:03:39.010
14 -	24.889	71.2	18.407	60.3	20.649	107.5	1:03.945 (2)	68.00	0.206	11:04:42.955
15 -	24.884	69.8	18.599	59.4	20.587	108.5	1:04.070 (3)	67.87	0.331	11:05:47.025

P20 44		Jake BAYFORD		Honda - Intek Adhesives by SGR Racing						
LAP	SECTOR 1	SECTOR 2	SECTOR 3	LAP TIME	MPH	DIFF	TIME OF DAY			
1 -	OUTLAP	59.7	21.477	57.8	23.170	97.5	1:19.968	54.37	16.152	10:52:01.971
2 -	28.197	58.6	20.122	58.2	22.296	101.3	1:10.615	61.58	6.799	10:53:12.586
3 -	26.658	66.8	18.793	62.5	22.046	101.6	1:07.497 (3)	64.42	3.681	10:54:20.083
4 -	26.347	63.0	19.082	64.7	21.268	105.8	1:06.697 (2)	65.19	2.881	10:55:26.780
5 -	26.221	61.6	18.120	64.0	IN PIT		3:33.197 P	20.39	2:29.381	10:58:59.977
6 -	OUTLAP	48.2	20.197	62.8	21.500	105.5	1:16.602	56.76	12.786	11:00:16.579
7 -	25.944	65.4	19.101	54.1	IN PIT		2:43.868 P	26.53	1:40.052	11:03:00.447
8 -	OUTLAP	60.6	18.860	64.1	21.296	105.5	1:12.214	60.21	8.398	11:04:12.661
9 -	25.430	67.1	17.771	66.8	20.615	108.0	1:03.816 (1)	68.14		11:05:16.477

P21 45		Mark STRUDWICK		Honda - MTS Racing						
LAP	SECTOR 1	SECTOR 2	SECTOR 3	LAP TIME	MPH	DIFF	TIME OF DAY			
1 -	OUTLAP	62.6	20.450	52.8	23.839	95.8	1:15.822	57.35	11.870	10:48:17.458
2 -	27.257	63.5	19.413	59.3	22.296	100.6	1:08.966	63.05	5.014	10:49:26.424
3 -	27.198	66.1	19.094	58.7	22.120	101.2	1:08.412	63.56	4.460	10:50:34.836
4 -	25.064	69.5	18.058	63.6	21.402	101.8	1:04.524 (2)	67.39	0.572	10:51:39.360
5 -	25.113	68.8	18.141	63.4	21.368	102.9	1:04.622	67.29	0.670	10:52:43.982
6 -	25.152	67.0	18.229	61.7	22.003	102.7	1:05.384	66.50	1.432	10:53:49.366
7 -	24.974	67.7	17.991	63.3	IN PIT		3:51.359 P	18.79	2:47.407	10:57:40.725
8 -	OUTLAP	62.9	19.929	59.8	22.479	101.6	1:15.230	57.80	11.278	10:58:55.955
9 -	25.803	63.4	19.021	61.4	21.747	102.2	1:06.571	65.32	2.619	11:00:02.526
10 -	24.995	66.3	18.217	61.5	21.647	103.4	1:04.859	67.04	0.907	11:01:07.385
11 -	24.489	64.8	18.112	62.9	21.351	104.5	1:03.952 (1)	67.99		11:02:11.337
12 -	25.265	64.7	20.119	59.1	22.155	100.4	1:07.539	64.38	3.587	11:03:18.876
13 -	25.126	62.6	18.648	61.9	21.691	101.2	1:05.465	66.42	1.513	11:04:24.341
14 -	24.615	68.1	18.375	62.3	21.611	102.1	1:04.601 (3)	67.31	0.649	11:05:28.942

P22 90		Greg GREENWOOD		Luyten Honda - FPW Racing						
LAP	SECTOR 1	SECTOR 2	SECTOR 3	LAP TIME	MPH	DIFF	TIME OF DAY			
1 -	OUTLAP	56.6	20.651	57.8	23.152	106.8	1:14.205	58.60	10.018	10:44:37.372
2 -	27.998	59.6	19.861	60.1	22.196	106.8	1:10.055	62.07	5.868	10:45:47.427
3 -	27.310	61.1	19.405	59.1	21.939	110.1	1:08.654	63.34	4.467	10:46:56.081

Weather / Track : Drizzle / Wet

Brands Hatch Indy
Circuit Length = 1.2079 miles
Start: 10:40 Flag 11:05 End: 11:06

MCRCB BULLETIN TK176

2014 MCE British Superbike Championship - Round 1

2014 Motul British Motostar Championship

QUALIFYING 2 - SECTOR ANALYSIS

SECTOR 1 = FL to I1, SECTOR 2 = I1 to I2, SECTOR 3 = I2 to FL, DIFF = Difference To Personal Best Lap

4 -	27.710	60.6	21.224	55.1	22.206	107.3	1:11.140	61.12	6.953	10:48:07.221
5 -	26.162	64.4	18.837	62.3	21.264	109.6	1:06.263	65.62	2.076	10:49:13.484
6 -	25.665	65.2	18.697	62.7	21.531	107.5	1:05.893	65.99	1.706	10:50:19.377
7 -	25.437	66.6	18.251	62.2	21.280	108.9	1:04.968	66.93	0.781	10:51:24.345
8 -	25.264	64.6	18.818	62.5	21.026	110.1	1:05.108	66.79	0.921	10:52:29.453
9 -	25.235	65.7	18.365	62.3	20.815	110.3	1:04.415 (2)	67.50	0.228	10:53:33.868
10 -	24.833	65.4	18.566	59.6	21.102	110.0	1:04.501 (3)	67.41	0.314	10:54:38.369
11 -	24.640	70.4	18.380	62.5	21.167	111.4	1:04.187 (1)	67.74		10:55:42.556
12 -	25.093	67.0	18.316	62.6	21.223	108.5	1:04.632	67.28	0.445	10:56:47.188

P23	13 M3	Sam BURMAN		Honda - WNT / Burman Racing							
LAP	SECTOR 1	SECTOR 2	SECTOR 3	LAP TIME	MPH	DIFF	TIME OF DAY				
1 -	OUTLAP	60.4	20.595	54.2	23.220	107.2	1:13.739	58.97	9.458	10:41:29.020	
2 -	27.784	64.7	19.330	57.5	21.896	106.8	1:09.010	63.01	4.729	10:42:38.030	
3 -	26.101	69.9	18.998	61.7	21.878	108.4	1:06.977	64.92	2.696	10:43:45.007	
4 -	26.144	70.5	18.376	64.1	21.168	110.0	1:05.688	66.20	1.407	10:44:50.695	
5 -	25.075	71.6	18.569	61.9	20.999	110.7	1:04.643 (2)	67.27	0.362	10:45:55.338	
6 -	25.371	71.5	18.279	63.1	20.631	112.4	1:04.281 (1)	67.64		10:46:59.619	
7 -	25.168	71.1	20.300	51.3	IN PIT		3:04.538 P	23.56	2:00.257	10:50:04.157	
8 -	OUTLAP	63.7	19.737	58.7	21.757	100.0	1:11.098	61.16	6.817	10:51:15.255	
9 -	28.001	66.9	19.063	62.4	20.998	106.5	1:08.062	63.89	3.781	10:52:23.317	
10 -	26.044	69.2	18.875	58.3	21.760	107.8	1:06.679	65.21	2.398	10:53:29.996	
11 -	25.481	70.3	18.858	61.9	21.225	106.8	1:05.564 (3)	66.32	1.283	10:54:35.560	
12 -	26.203	67.4	19.005	61.2	IN PIT		2:54.549 P	24.91	1:50.268	10:57:30.109	
13 -	OUTLAP	67.2	20.043	54.0	21.863	106.1	1:10.694	61.51	6.413	10:58:40.803	
14 -	28.112	62.9	20.207	59.1	IN PIT		3:26.072 P	21.10	2:21.791	11:02:06.875	
15 -	OUTLAP	62.3	21.343	56.9	21.886	102.2	1:12.644	59.86	8.363	11:03:19.519	
16 -	27.107	61.9	20.172	58.4	21.951	107.3	1:09.230	62.81	4.949	11:04:28.749	
17 -	26.058	68.1	19.037	60.4	21.161	109.6	1:06.256	65.63	1.975	11:05:35.005	

P24	11	Joseph THOMAS		Honda - Moto UK Racing							
LAP	SECTOR 1	SECTOR 2	SECTOR 3	LAP TIME	MPH	DIFF	TIME OF DAY				
1 -	OUTLAP	61.5	20.248	55.9	22.818	94.5	1:10.277	61.87	4.811	10:44:10.903	
2 -	25.742	67.9	19.029	61.2	IN PIT		3:13.804 P	22.43	2:08.338	10:47:24.707	
3 -	OUTLAP	59.4	20.278	55.1	IN PIT		2:19.919 P	31.07	1:14.453	10:49:44.626	
4 -	OUTLAP	62.9	19.744	59.4	22.033	97.6	1:08.744	63.25	3.278	10:50:53.370	
5 -	25.406	67.9	18.933	64.2	21.805	97.6	1:06.144	65.74	0.678	10:51:59.514	
6 -	24.868	68.5	19.309	62.3	22.610	96.0	1:06.787	65.11	1.321	10:53:06.301	
7 -	24.980	68.2	19.036	64.0	21.728	95.5	1:05.744 (2)	66.14	0.278	10:54:12.045	
8 -	24.937	64.8	19.329	63.8	21.508	96.0	1:05.774 (3)	66.11	0.308	10:55:17.819	
9 -	24.811	68.5	19.042	58.7	21.613	96.5	1:05.466 (1)	66.42		10:56:23.285	

P25	79 M3	Chris TAYLOR		Honda - Ducati Coventry							
LAP	SECTOR 1	SECTOR 2	SECTOR 3	LAP TIME	MPH	DIFF	TIME OF DAY				
1 -	OUTLAP	64.1	22.908	46.3	24.414	104.5	1:18.395	55.47	10.460	10:45:39.909	
2 -	29.923	61.9	22.022	51.4	23.635	106.3	1:15.580	57.53	7.645	10:46:55.489	
3 -	27.740	66.5	21.384	52.2	22.631	102.6	1:11.755 (3)	60.60	3.820	10:48:07.244	
4 -	28.020	59.4	22.838	47.0	IN PIT		5:04.739 P	14.26	3:56.804	10:53:11.983	
5 -	OUTLAP	65.1	20.831	53.2	22.825	107.0	1:14.429	58.42	6.494	10:54:26.412	
6 -	27.103	68.5	20.034	58.3	22.550	108.2	1:09.687 (2)	62.40	1.752	10:55:36.099	
7 -	26.921	64.8	20.688	53.6	IN PIT		2:24.914 P	30.00	1:16.979	10:58:01.013	
8 -	OUTLAP	61.7	20.445	53.9	22.057	109.4	1:11.225	61.05	3.290	10:59:12.238	
9 -	26.379	68.9	19.605	55.9	21.951	110.0	1:07.935 (1)	64.01		11:00:20.173	
10 -	26.427	63.5	21.466	51.6	IN PIT		3:58.469 P	18.23	2:50.534	11:04:18.642	

P26	35	Elliot LODGE		Honda - SP125 / Spike Racing							
LAP	SECTOR 1	SECTOR 2	SECTOR 3	LAP TIME	MPH	DIFF	TIME OF DAY				
1 -	OUTLAP	61.8	21.723	52.8	24.065	103.0	1:14.870	58.08	6.549	10:43:44.893	
2 -	27.368	64.8	20.400	58.4	22.905	104.6	1:10.673 (2)	61.53	2.352	10:44:55.566	
3 -	25.900	67.3	19.874	57.0	22.547	105.6	1:08.321 (1)	63.64		10:46:03.887	

Weather / Track : Drizzle / Wet

Brands Hatch Indy
Circuit Length = 1.2079 miles
Start: 10:40 Flag 11:05 End: 11:06

MCRCB BULLETIN TK177**2014 MCE British Superbike Championship - Round 1****2014 Motul British Motostar Championship****QUALIFYING 2 - BEST SPEEDS**

POS	SECTOR 1			SECTOR 2			FINISH LINE		
	NO	NAME	MPH	NO	NAME	MPH	NO	NAME	MPH
1	72	Alex PERSSON	75.9	36	Jayson URIBE	72.1	28	Bradley RAY	121.1
2	36	Jayson URIBE	75.6	69	Tom BOOTH-AMOS	72.0	36	Jayson URIBE	115.1
3	6	Taz TAYLOR	75.1	12	Edward RENDELL	71.8	127	Georgina POLDEN	114.7
4	28	Bradley RAY	74.2	28	Bradley RAY	71.8	17	James FLITCROFT	113.9
5	65	Josh OWENS	74.2	65	Josh OWENS	71.2	6	Taz TAYLOR	113.7
6	86	Charlie NESBITT	74.2	72	Alex PERSSON	70.6	86	Charlie NESBITT	113.7
7	127	Georgina POLDEN	74.2	19	Kai JOHNSON	70.3	72	Alex PERSSON	112.9
8	19	Kai JOHNSON	73.1	127	Georgina POLDEN	70.3	13	Sam BURMAN	112.4
9	12	Edward RENDELL	72.7	41	Milo WARD	69.3	12	Edward RENDELL	112.0
10	25	Mike BROUWERS	72.5	4	Louis VALLELEY	69.1	65	Josh OWENS	112.0
11	41	Milo WARD	71.8	86	Charlie NESBITT	69.0	90	Greg GREENWOOD	111.4
12	4	Louis VALLELEY	71.7	64	Asher DURHAM	68.1	43	Arnie SHELTON	111.2
13	84	Daniel HERMANSSON	71.7	6	Taz TAYLOR	68.0	25	Mike BROUWERS	111.1
14	13	Sam BURMAN	71.6	17	James FLITCROFT	67.8	84	Daniel HERMANSSON	110.9
15	7	Jamie ASHBY	71.4	43	Arnie SHELTON	67.1	41	Milo WARD	110.0
16	47	Jake ARCHER	71.3	25	Mike BROUWERS	67.0	79	Chris TAYLOR	110.0
17	17	James FLITCROFT	71.1	44	Jake BAYFORD	66.8	7	Jamie ASHBY	109.2
18	69	Tom BOOTH-AMOS	70.5	84	Daniel HERMANSSON	65.7	47	Jake ARCHER	109.2
19	90	Greg GREENWOOD	70.4	47	Jake ARCHER	65.5	19	Kai JOHNSON	108.9
20	64	Asher DURHAM	70.3	11	Joseph THOMAS	64.2	64	Asher DURHAM	108.4
21	11	Joseph THOMAS	69.6	13	Sam BURMAN	64.1	44	Jake BAYFORD	108.0
22	45	Mark STRUDWICK	69.5	45	Mark STRUDWICK	63.6	4	Louis VALLELEY	107.0
23	43	Arnie SHELTON	69.0	90	Greg GREENWOOD	62.7	35	Elliot LODGE	105.6
24	79	Chris TAYLOR	68.9	7	Jamie ASHBY	61.2	45	Mark STRUDWICK	104.5
25	35	Elliot LODGE	68.7	35	Elliot LODGE	58.4	69	Tom BOOTH-AMOS	104.5
26	44	Jake BAYFORD	67.1	79	Chris TAYLOR	58.3	11	Joseph THOMAS	97.6

Weather / Track : Drizzle / Wet

Brands Hatch Indy
Circuit Length = 1.2079 miles
Start: 10:40 Flag 11:05 End: 11:06Results can be found at www.tsl-timing.com

Printed - 11:11 Sunday, 20 April 2014

MCRCB BULLETIN TK178

2014 MCE British Superbike Championship - Round 1

2014 Motul British Motostar Championship

QUALIFYING 2 - BEST SECTORS

SECTOR 1			SECTOR 2			SECTOR 3			IDEAL / BEST COMPARISON						
POS	NO	NAME	TIME	NO	NAME	TIME	NO	NAME	TIME	POS	NO	NAME	IDEAL	BEST	DIFF
1	28	RAY	22.611	28	RAY	15.949	28	RAY	19.238						
2	6	TAYLOR	22.620	12	RENDELL	16.345	6	TAYLOR	19.469	1	28	RAY	57.798	57.846	0.048
3	36	URIBE	22.744	36	URIBE	16.495	65	OWENS	19.476	2	36	URIBE	58.891	59.476	0.585
4	72	PERSSON	22.775	65	OWENS	16.502	19	JOHNSON	19.499	3	65	OWENS	58.917	59.096	0.179
5	19	JOHNSON	22.921	72	PERSSON	16.550	72	PERSSON	19.614	4	72	PERSSON	58.939	59.241	0.302
6	65	OWENS	22.939	41	WARD	16.557	36	URIBE	19.652	5	6	TAYLOR	58.980	59.131	0.151
7	12	RENDELL	22.971	127	POLDEN	16.834	86	NESBITT	19.705	6	12	RENDELL	59.055	59.110	0.055
8	84	HERMANSSON	23.009	84	HERMANSSON	16.841	12	RENDELL	19.739	7	41	WARD	59.376	59.467	0.091
9	41	WARD	23.018	6	TAYLOR	16.891	84	HERMANSSON	19.755	8	19	JOHNSON	59.439	59.714	0.275
10	86	NESBITT	23.233	4	VALLELEY	16.953	41	WARD	19.801	9	84	HERMANSSON	59.605	59.674	0.069
11	17	FLITCROFT	23.447	69	BOOTH-AMOS	16.958	127	POLDEN	19.853	10	86	NESBITT	1:00.122	1:00.377	0.255
12	127	POLDEN	23.460	19	JOHNSON	17.019	25	BROUWERS	20.163	11	127	POLDEN	1:00.147	1:00.168	0.021
13	69	BOOTH-AMOS	23.521	86	NESBITT	17.184	17	FLITCROFT	20.164	12	69	BOOTH-AMOS	1:00.854	1:00.952	0.098
14	25	BROUWERS	23.606	64	DURHAM	17.269	64	DURHAM	20.230	13	4	VALLELEY	1:00.962	1:01.227	0.265
15	4	VALLELEY	23.713	25	BROUWERS	17.361	4	VALLELEY	20.296	14	17	FLITCROFT	1:01.073	1:01.407	0.334
16	64	DURHAM	24.214	17	FLITCROFT	17.462	69	BOOTH-AMOS	20.375	15	25	BROUWERS	1:01.130	1:01.499	0.369
17	47	ARCHER	24.262	44	BAYFORD	17.771	7	ASHBY	20.528	16	64	DURHAM	1:01.713	1:02.014	0.301
18	11	THOMAS	24.426	47	ARCHER	17.947	43	SHELTON	20.611	17	47	ARCHER	1:03.091	1:03.150	0.059
19	45	STRUDWICK	24.489	45	STRUDWICK	17.991	44	BAYFORD	20.615	18	43	SHELTON	1:03.503	1:03.726	0.223
20	43	SHELTON	24.605	90	GREENWOOD	18.251	13	BURMAN	20.631	19	7	ASHBY	1:03.580	1:03.739	0.159
21	90	GREENWOOD	24.640	13	BURMAN	18.279	90	GREENWOOD	20.815	20	90	GREENWOOD	1:03.706	1:04.187	0.481
22	7	ASHBY	24.756	43	SHELTON	18.287	47	ARCHER	20.882	21	44	BAYFORD	1:03.816	1:03.816	0.000
23	13	BURMAN	25.075	7	ASHBY	18.296	45	STRUDWICK	21.351	22	45	STRUDWICK	1:03.831	1:03.952	0.121
24	44	BAYFORD	25.430	11	THOMAS	18.506	11	THOMAS	21.508	23	13	BURMAN	1:03.985	1:04.281	0.296
25	35	LODGE	25.857	79	TAYLOR	19.605	79	TAYLOR	21.951	24	11	THOMAS	1:04.440	1:05.466	1.026
26	79	TAYLOR	26.379	35	LODGE	19.874	35	LODGE	22.547	25	79	TAYLOR	1:07.935	1:07.935	0.000
										26	35	LODGE	1:08.278	1:08.321	0.043

Weather / Track : Drizzle / Wet

Results can be found at www.tsl-timing.com

Brands Hatch Indy
 Circuit Length = 1.2079 miles
 Start: 10:40 Flag 11:05 End: 11:06

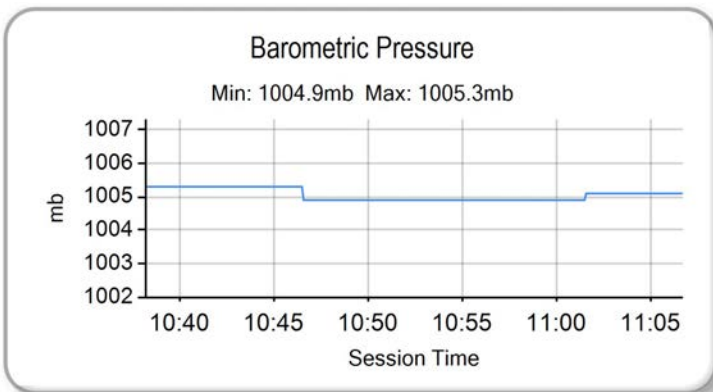
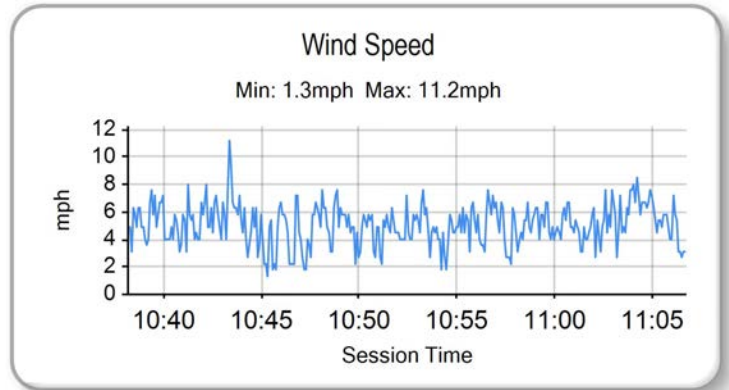
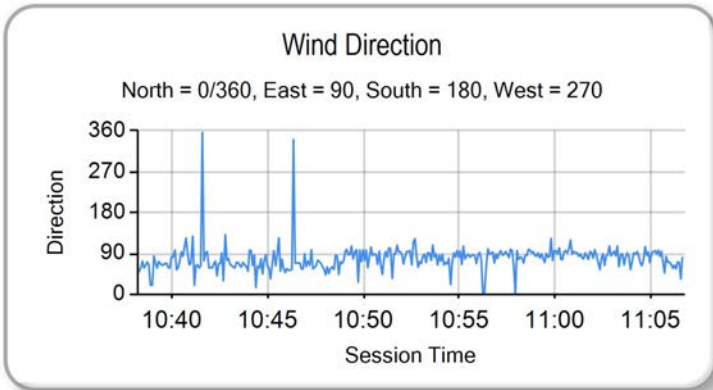
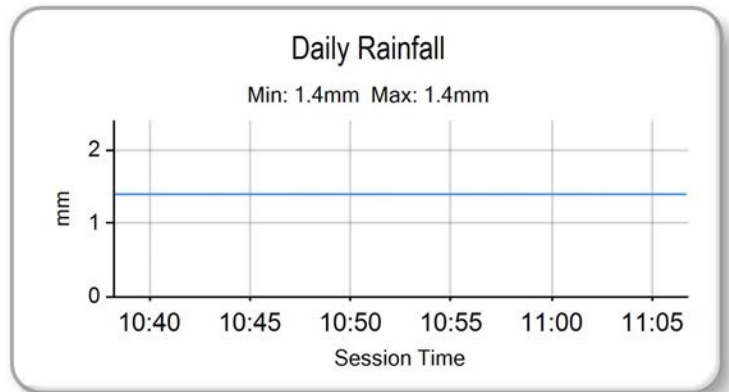
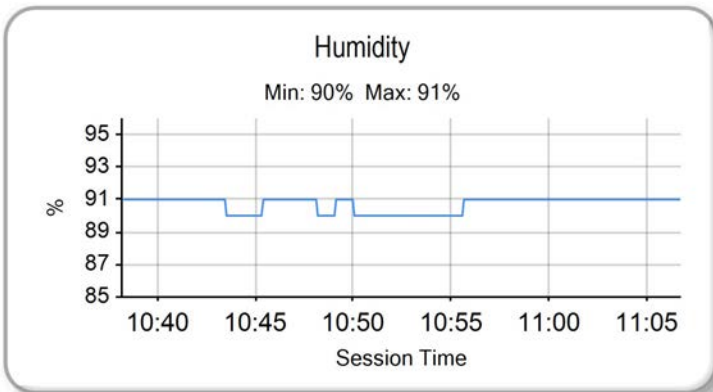
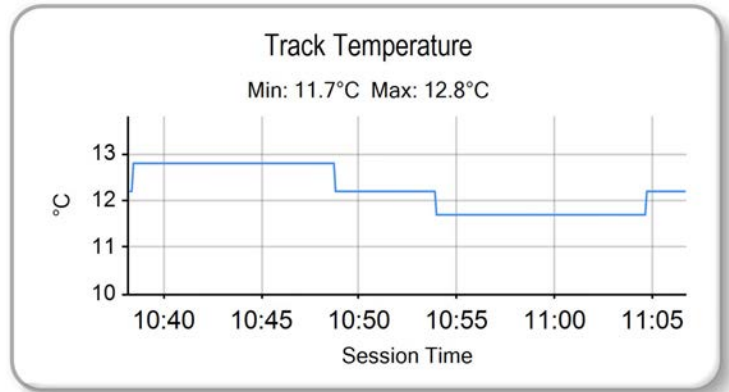
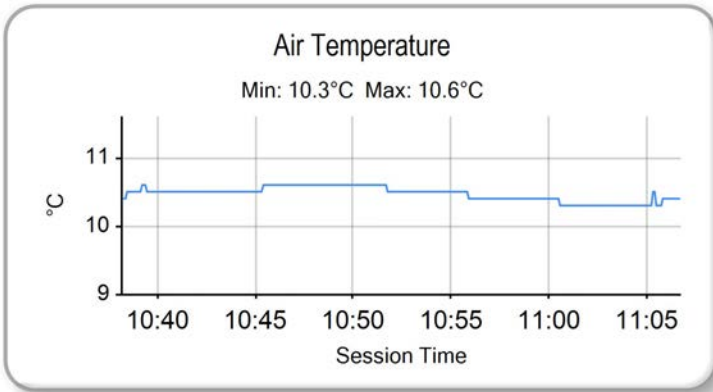
Printed - 11:11 Sunday, 20 April 2014

MCRCB BULLETIN TK179

2014 MCE British Superbike Championship - Round 1

2014 Motul British Motostar Championship

QUALIFYING 2 - WEATHER CONDITIONS



Weather / Track : Drizzle / Wet

Results can be found at www.tsl-timing.com

Brands Hatch Indy
Circuit Length = 1.2079 miles
Start: 10:40 Flag 11:05 End: 11:06

Printed - 11:12 Sunday, 20 April 2014

ROW 12			34	42	James HOBSON								
ROW 11		33	4	Louis VALLELEY	1:01.227	32	28	Bradley RAY	57.846	31	100	Stephen CAMPBELL	56.897
ROW 10	30	7	Jamie ASHBY	55.674	29	11	Joseph THOMAS	55.646	28	45	Mark STRUDWICK	54.378	
ROW 9		27	13	Sam BURMAN	54.318	26	90	Greg GREENWOOD	54.013	25	47	Jake ARCHER	53.716
ROW 8	24	19	Kai JOHNSON	53.679	23	64	Asher DURHAM	53.356	22	44	Jake BAYFORD	53.121	
ROW 7		21	43	Arnie SHELTON	52.666	20	127	Georgina POLDEN	52.478	19	142	Brian SLOOTEN	52.369
ROW 6	18	84	Daniel HERMANSSON	52.350	17	69	Tom BOOTH-AMOS	52.194	16	17	James FLITCROFT	52.081	
ROW 5		15	41	Milo WARD	51.892	14	25	Mike BROUWERS	51.888	13	35	Elliot LODGE	51.835
ROW 4	12	65	Josh OWENS	51.835	11	79	Chris TAYLOR	51.791	10	72	Alex PERSSON	51.664	
ROW 3		9	164	Anthony ALONSO	51.492	8	6	Taz TAYLOR	51.397	7	24	Daniel COSTILLA	51.342
ROW 2	6	86	Charlie NESBITT	51.296	5	34	Jordan WEAIVING	51.271	4	36	Jayson URIBE	51.017	
ROW 1		3	12	Edward RENDELL	50.958	2	76	Ryan SAXELBY	50.808	1	66	Joe IRVING	50.585
												Pole	

Brands Hatch Indy
Circuit Length = 1.2079 miles

These results are provisional until the conclusion of any judicial and technical matters.

Race Director :	Stewards :	Timekeeper :
-----------------	------------	--------------

Results can be found at www.britishsuperbike.com

Printed - 11:08 Sunday, 20 April 2014



POS	NO	CL	PIC NAME	ENTRY	TIME	ON	LAPS	GAP	DIFF	MPH
1	76		1 Ryan SAXELBY	Honda - RS Racing	51.417	5	9			84.57
2	66	M3	1 Joe IRVING	KTM - Redline KTM	51.695	5	9	0.278	0.278	84.12
3	12		2 Edward RENDELL	Honda - Banks Racing	52.057	7	8	0.640	0.362	83.53
4	36	M3	2 Jayson URIBE	Honda - FPW Racing / RSR	52.460	6	6	1.043	0.403	82.89
5	17		3 James FLITCROFT	Nykos - Kinpac Racing	52.535	7	7	1.118	0.075	82.77
6	72		4 Alex PERSSON	Honda - PWR / Nordgren Racing	52.670	7	8	1.253	0.135	82.56
7	34	M3	3 Jordan WEAVING	KTM - Jordan Racing / Burkert	52.681	8	8	1.264	0.011	82.54
8	86	M3	4 Charlie NESBITT	Repli-Cast - Repli-Cast UK	52.753	7	9	1.336	0.072	82.43
9	24	M3	5 Daniel COSTILLA	Repli-Cast - Repli-Cast UK	52.776	5	9	1.359	0.023	82.39
10	35		5 Elliot LODGE	Honda - SP125 / Spike Racing	52.820	6	9	1.403	0.044	82.32
11	41		6 Milo WARD	Luyten Honda - FPW Racing	52.842	7	9	1.425	0.022	82.29
12	79	M3	6 Chris TAYLOR	Honda - Ducati Coventry	53.127	9	9	1.710	0.285	81.85
13	69	M3	7 Tom BOOTH-AMOS	BMS Pre M3 - FAB Racing BMS Pre Moto3	53.181	6	8	1.764	0.054	81.76
14	6		7 Taz TAYLOR	Luyten Honda - FPW Racing / Hookless Holidays	53.207	5	8	1.790	0.026	81.72
15	65		8 Josh OWENS	Honda - RCD Motorsport	53.375	7	8	1.958	0.168	81.47
16	42	M3	8 James HOBSON	Honda - RS Racing	53.452	7	8	2.035	0.077	81.35
17	84		9 Daniel HERMANSSON	TSR Luyten - FPW Racing	53.497	8	8	2.080	0.045	81.28
18	28		10 Bradley RAY	EE125 - FAB-Racing	53.609	3	5	2.192	0.112	81.11
19	11		11 Joseph THOMAS	Honda - Moto UK Racing	53.643	6	7	2.226	0.034	81.06
20	164		12 Anthony ALONSO	Honda - SP125 / BARF Racing	53.739	8	8	2.322	0.096	80.92
21	64		13 Asher DURHAM	Honda - SP125Racing.com	53.821	8	8	2.404	0.082	80.79
22	127	M3	9 Georgina POLDEN	Honda - RS Racing	53.853	6	8	2.436	0.032	80.74
23	13	M3	10 Sam BURMAN	Honda - WNT / Burman Racing	54.081	9	9	2.664	0.228	80.40
24	25	M3	11 Mike BROUWERS	Honda - Joma / Brouwers Racing Team	54.118	4	8	2.701	0.037	80.35
25	44		14 Jake BAYFORD	Honda - Intek Adhesives by SGR Racing	54.202	8	8	2.785	0.084	80.22
26	47		15 Jake ARCHER	Honda - Jake Archer Racing	54.836	8	8	3.419	0.634	79.30
27	43		16 Arnie SHELTON	Honda - e3 motorsport with Shelton Racing	55.186	5	7	3.769	0.350	78.79
28	45		17 Mark STRUDWICK	Honda - MTS Racing	55.306	8	8	3.889	0.120	78.62
29	90		18 Greg GREENWOOD	Luyten Honda - FPW Racing	55.804	8	8	4.387	0.498	77.92
30	142	M3	12 Brian SLOOTEN	Honda - Bakker Frames Holland	56.000	4	6	4.583	0.196	77.65
31	4		19 Louis VALLELEY	KTM - Cresswell Racing	56.161	7	7	4.744	0.161	77.43
32	7		20 Jamie ASHBY	Honda - JPA Racing / SP125	57.210	4	8	5.793	1.049	76.01
33	100		21 Stephen CAMPBELL	Honda - Campbell Racing	1:00.490	3	6	9.073	3.280	71.88
34	19		22 Kai JOHNSON	Nykos - Kinpac Racing			3			

Weather / Track : Sunny / Dry

These results are provisional until the conclusion of any judicial and technical matters.

Brands Hatch Indy

Circuit Length = 1.2079 miles

Start: 10:00 Flag 10:08 End: 10:09

Race Director :	Stewards :	Timekeeper :
-----------------	------------	--------------

Results can be found at www.britishsuperbike.com

Printed - 10:09 Monday, 21 April 2014



MCRCB BULLETIN TK295

2014 MCE British Superbike Championship - Round 1

2014 Motul British Motostar Championship

WARM-UP - SECTOR ANALYSIS

SECTOR 1 = FL to I1, SECTOR 2 = I1 to I2, SECTOR 3 = I2 to FL, DIFF = Difference To Personal Best Lap

P1		76		Ryan SAXELBY		Honda - RS Racing				
LAP		SECTOR 1	SECTOR 2	SECTOR 3	LAP TIME	MPH	DIFF	TIME OF DAY		
1 -	OUTLAP	75.2	15.636	76.3	18.116	119.6	56.356	77.16	4.939	10:01:30.549
2 -	20.787	77.5	14.768	79.3	17.820	120.2	53.375	81.47	1.958	10:02:23.924
3 -	20.345	78.6	14.484	85.5	17.245	121.3	52.074	83.50	0.657	10:03:15.998
4 -	19.931	80.6	14.362	86.0	17.167	122.0	51.460 (2)	84.50	0.043	10:04:07.458
5 -	19.828	79.8	14.283	82.3	17.306	120.0	51.417 (1)	84.57		10:04:58.875
6 -	19.924	80.6	14.148	86.5	17.494	122.2	51.566 (3)	84.33	0.149	10:05:50.441
7 -	19.754	80.4	15.616	79.0	17.245	122.6	52.615	82.64	1.198	10:06:43.056
8 -	20.203	76.3	15.439	77.6	17.340	122.6	52.982	82.07	1.565	10:07:36.038
9 -	20.538	80.1	14.315	82.0	17.218	121.7	52.071	83.51	0.654	10:08:28.109

P2		66 M3		Joe IRVING		KTM - Redline KTM				
LAP		SECTOR 1	SECTOR 2	SECTOR 3	LAP TIME	MPH	DIFF	TIME OF DAY		
1 -	OUTLAP	74.3	15.689	77.8	18.212	121.5	57.711	75.35	6.016	10:01:38.048
2 -	21.466	79.3	14.713	82.6	18.195	122.9	54.374	79.97	2.679	10:02:32.422
3 -	20.856	80.4	14.609	82.0	17.802	123.3	53.267	81.63	1.572	10:03:25.689
4 -	20.405	80.1	14.795	85.2	17.804	123.3	53.004	82.04	1.309	10:04:18.693
5 -	20.196	80.7	14.094	88.0	17.405	122.2	51.695 (1)	84.12		10:05:10.388
6 -	20.197	79.8	14.332	88.7	17.328	122.9	51.857 (3)	83.85	0.162	10:06:02.245
7 -	20.287	80.4	14.116	87.7	17.309	123.3	51.712 (2)	84.09	0.017	10:06:53.957
8 -	21.318	77.7	14.517	86.5	17.329	123.1	53.164	81.79	1.469	10:07:47.121
9 -	20.205	81.1	14.717	74.5	18.901	112.4	53.823	80.79	2.128	10:08:40.944

P3		12		Edward RENDELL		Honda - Banks Racing				
LAP		SECTOR 1	SECTOR 2	SECTOR 3	LAP TIME	MPH	DIFF	TIME OF DAY		
1 -	OUTLAP	73.5	15.767	70.2	18.300	117.1	56.006	77.64	3.949	10:01:55.250
2 -	20.628	75.4	14.768	85.0	17.966	116.7	53.362	81.49	1.305	10:02:48.612
3 -	20.729	77.2	15.160	82.5	17.769	118.7	53.658	81.04	1.601	10:03:42.270
4 -	20.348	78.2	15.044	84.0	17.815	119.1	53.207	81.72	1.150	10:04:35.477
5 -	20.253	75.7	14.326	89.4	17.695	116.7	52.274 (2)	83.18	0.217	10:05:27.751
6 -	20.406	76.4	14.239	88.0	17.714	117.3	52.359 (3)	83.05	0.302	10:06:20.110
7 -	20.248	76.2	14.187	90.9	17.622	117.5	52.057 (1)	83.53		10:07:12.167
8 -	20.454	73.2	14.689	82.3	17.898	117.1	53.041	81.98	0.984	10:08:05.208

P4		36 M3		Jayson URIBE		Honda - FPW Racing / RSR				
LAP		SECTOR 1	SECTOR 2	SECTOR 3	LAP TIME	MPH	DIFF	TIME OF DAY		
1 -	OUTLAP	71.9	15.948	78.2	18.968	122.2	59.919	72.57	7.459	10:01:56.178
2 -	21.752	78.2	15.242	81.0	18.082	122.2	55.076	78.95	2.616	10:02:51.254
3 -	21.231	79.8	14.968	81.6	17.741	121.1	53.940	80.61	1.480	10:03:45.194
4 -	20.906	78.6	15.017	84.7	17.419	120.6	53.342 (2)	81.52	0.882	10:04:38.536
5 -	20.940	78.5	14.407	80.1	18.082	119.6	53.429 (3)	81.39	0.969	10:05:31.965
6 -	20.399	79.4	14.238	83.9	17.823	119.8	52.460 (1)	82.89		10:06:24.425

P5		17		James FLITCROFT		Nykos - Kinpac Racing				
LAP		SECTOR 1	SECTOR 2	SECTOR 3	LAP TIME	MPH	DIFF	TIME OF DAY		
1 -	OUTLAP	67.9	17.237	70.1	19.399	117.1	1:02.027	70.10	9.492	10:01:47.475
2 -	22.155	72.3	16.033	78.0	18.340	118.7	56.528	76.92	3.993	10:02:44.003
3 -	21.767	72.0	16.268	75.9	IN PIT		1:56.943 P	37.18	1:04.408	10:04:40.946
4 -	OUTLAP	74.0	15.238	82.3	17.800	120.6	56.037	77.60	3.502	10:05:36.983
5 -	21.787	74.7	14.814	84.5	17.728	120.2	54.329 (3)	80.04	1.794	10:06:31.312
6 -	20.738	75.6	14.727	85.3	17.524	120.9	52.989 (2)	82.06	0.454	10:07:24.301
7 -	20.482	76.4	14.536	84.2	17.517	120.2	52.535 (1)	82.77		10:08:16.836

P6		72		Alex PERSSON		Honda - PWR / Nordgren Racing				
LAP		SECTOR 1	SECTOR 2	SECTOR 3	LAP TIME	MPH	DIFF	TIME OF DAY		
1 -	OUTLAP	70.7	17.106	70.7	19.161	116.3	1:01.603	70.59	8.933	10:01:47.921
2 -	22.610	73.7	16.137	75.7	18.564	118.5	57.311	75.87	4.641	10:02:45.232
3 -	21.800	77.4	15.773	74.4	18.091	119.1	55.664	78.12	2.994	10:03:40.896

Weather / Track : Sunny / Dry

Brands Hatch Indy
Circuit Length = 1.2079 miles
Start: 10:00 Flag 10:08 End: 10:09

MCRCB BULLETIN TK295

2014 MCE British Superbike Championship - Round 1

2014 Motul British Motostar Championship

WARM-UP - SECTOR ANALYSIS

SECTOR 1 = FL to I1, SECTOR 2 = I1 to I2, SECTOR 3 = I2 to FL, DIFF = Difference To Personal Best Lap

4 -	21.030	77.6	15.580	79.1	17.917	118.1	54.527	79.75	1.857	10:04:35.423
5 -	20.688	78.6	14.613	83.3	17.677	119.8	52.978 (3)	82.08	0.308	10:05:28.401
6 -	20.747	79.3	14.451	83.7	17.725	119.1	52.923 (2)	82.16	0.253	10:06:21.324
7 -	20.504	79.4	14.425	84.2	17.741	118.5	52.670 (1)	82.56		10:07:13.994
8 -	21.984	73.3	15.166	79.1	17.884	118.7	55.034	79.01	2.364	10:08:09.028

P7		34 M3		Jordan WEAVING		KTM - Jordan Racing / Burkert				
LAP	SECTOR 1	SECTOR 2	SECTOR 3	LAP TIME	MPH	DIFF	TIME OF DAY			
1 -	OUTLAP	68.2	17.492	67.8	18.708	118.9	59.708	72.83	7.027	10:02:28.590
2 -	21.483	78.5	15.747	75.0	18.023	120.0	55.253	78.70	2.572	10:03:23.843
3 -	21.275	77.5	15.478	76.6	18.039	118.9	54.792	79.36	2.111	10:04:18.635
4 -	20.511	79.2	14.879	81.9	17.761	120.0	53.151 (3)	81.81	0.470	10:05:11.786
5 -	20.498	78.0	14.811	83.7	17.705	119.8	53.014 (2)	82.02	0.333	10:06:04.800
6 -	20.452	78.3	15.071	81.0	17.758	120.0	53.281	81.61	0.600	10:06:58.081
7 -	21.037	77.5	15.275	77.5	17.842	120.2	54.154	80.30	1.473	10:07:52.235
8 -	20.376	79.1	14.759	81.7	17.546	121.5	52.681 (1)	82.54		10:08:44.916

P8		86 M3		Charlie NESBITT		Repli-Cast - Repli-Cast UK				
LAP	SECTOR 1	SECTOR 2	SECTOR 3	LAP TIME	MPH	DIFF	TIME OF DAY			
1 -	OUTLAP	73.2	16.682	72.8	18.703	116.3	1:00.112	72.34	7.359	10:01:36.147
2 -	21.860	77.1	15.938	74.9	18.899	119.8	56.697	76.69	3.944	10:02:32.844
3 -	21.401	77.5	15.698	78.2	17.963	118.1	55.062	78.97	2.309	10:03:27.906
4 -	21.163	77.6	15.131	79.6	17.650	118.5	53.944	80.61	1.191	10:04:21.850
5 -	20.397	79.0	15.459	75.9	17.868	120.2	53.724 (3)	80.94	0.971	10:05:15.574
6 -	21.300	77.5	15.587	79.3	17.864	118.3	54.751	79.42	1.998	10:06:10.325
7 -	20.493	79.5	14.836	82.6	17.424	118.5	52.753 (1)	82.43		10:07:03.078
8 -	21.415	75.9	15.313	79.3	17.650	118.3	54.378	79.96	1.625	10:07:57.456
9 -	20.514	78.2	14.768	84.7	17.503	117.9	52.785 (2)	82.38	0.032	10:08:50.241

P9		24 M3		Daniel COSTILLA		Repli-Cast - Repli-Cast UK				
LAP	SECTOR 1	SECTOR 2	SECTOR 3	LAP TIME	MPH	DIFF	TIME OF DAY			
1 -	OUTLAP	72.5	15.501	79.1	18.619	113.9	56.869	76.46	4.093	10:01:25.979
2 -	21.745	73.1	14.986	81.9	18.296	114.1	55.027	79.02	2.251	10:02:21.006
3 -	20.884	74.5	15.103	81.9	17.934	115.3	53.921	80.64	1.145	10:03:14.927
4 -	20.555	75.9	14.546	84.0	17.859	115.9	52.960 (2)	82.11	0.184	10:04:07.887
5 -	20.420	77.1	14.452	84.7	17.904	113.1	52.776 (1)	82.39		10:05:00.663
6 -	20.918	75.1	14.559	81.9	18.351	116.1	53.828	80.78	1.052	10:05:54.491
7 -	20.788	75.2	14.456	85.3	17.863	117.1	53.107 (3)	81.88	0.331	10:06:47.598
8 -	22.948	68.7	15.351	83.1	18.446	116.5	56.745	76.63	3.969	10:07:44.343
9 -	21.310	74.3	15.777	72.7	18.558	115.9	55.645	78.14	2.869	10:08:39.988

P10		35		Elliot LODGE		Honda - SP125 / Spike Racing				
LAP	SECTOR 1	SECTOR 2	SECTOR 3	LAP TIME	MPH	DIFF	TIME OF DAY			
1 -	OUTLAP	72.3	16.638	72.0	18.360	115.9	58.375	74.49	5.555	10:01:41.288
2 -	21.704	76.8	16.286	74.0	18.490	114.9	56.480	76.99	3.660	10:02:37.768
3 -	21.426	76.7	15.273	82.2	17.864	115.3	54.563	79.69	1.743	10:03:32.331
4 -	20.736	76.4	14.979	81.9	17.773	115.7	53.488 (3)	81.30	0.668	10:04:25.819
5 -	20.411	76.6	14.850	83.0	17.879	114.9	53.140 (2)	81.83	0.320	10:05:18.959
6 -	20.409	77.5	14.775	83.9	17.636	117.1	52.820 (1)	82.32		10:06:11.779
7 -	20.749	77.3	15.030	80.6	17.857	118.3	53.636	81.07	0.816	10:07:05.415
8 -	21.293	76.1	15.559	80.6	17.761	118.5	54.613	79.62	1.793	10:08:00.028
9 -	20.875	76.1	15.186	78.7	17.915	117.5	53.976	80.56	1.156	10:08:54.004

P11		41		Milo WARD		Luyten Honda - FPW Racing				
LAP	SECTOR 1	SECTOR 2	SECTOR 3	LAP TIME	MPH	DIFF	TIME OF DAY			
1 -	OUTLAP	65.2	16.806	71.4	19.082	114.1	1:00.905	71.39	8.063	10:01:40.122
2 -	21.318	75.5	15.384	77.9	18.020	115.5	54.722	79.46	1.880	10:02:34.844
3 -	20.625	75.9	15.204	75.8	18.265	116.1	54.094	80.38	1.252	10:03:28.938
4 -	20.728	75.8	15.038	79.8	17.859	116.9	53.625	81.09	0.783	10:04:22.563
5 -	20.546	76.6	14.822	81.9	17.890	118.7	53.258 (3)	81.65	0.416	10:05:15.821

Weather / Track : Sunny / Dry

Brands Hatch Indy

Circuit Length = 1.2079 miles

Start: 10:00 Flag 10:08 End: 10:09

MCRCB BULLETIN TK295

2014 MCE British Superbike Championship - Round 1

2014 Motul British Motostar Championship

WARM-UP - SECTOR ANALYSIS

SECTOR 1 = FL to I1, SECTOR 2 = I1 to I2, SECTOR 3 = I2 to FL, DIFF = Difference To Personal Best Lap

6 -	21.301	76.1	15.476	78.3	18.031	115.7	54.808	79.34	1.966	10:06:10.629
7 -	20.476	76.4	14.676	82.5	17.690	115.9	52.842 (1)	82.29		10:07:03.471
8 -	21.194	74.2	15.414	74.9	17.966	117.1	54.574	79.68	1.732	10:07:58.045
9 -	20.401	76.9	14.930	83.6	17.841	116.5	53.172 (2)	81.78	0.330	10:08:51.217

P12 79 M3 Chris TAYLOR Honda - Ducati Coventry										
LAP	SECTOR 1	SECTOR 2	SECTOR 3	LAP TIME	MPH	DIFF	TIME OF DAY			
1 -	OUTLAP	72.1	18.078	64.8	20.049	118.3	1:04.300	67.62	11.173	10:01:31.371
2 -	22.929	75.2	17.037	68.7	18.949	118.3	58.915	73.81	5.788	10:02:30.286
3 -	21.684	77.3	15.783	78.2	18.054	119.4	55.521	78.32	2.394	10:03:25.807
4 -	20.820	78.9	15.320	77.9	17.860	120.9	54.000	80.52	0.873	10:04:19.807
5 -	21.192	79.4	15.537	79.0	17.792	119.1	54.521	79.76	1.394	10:05:14.328
6 -	20.856	79.0	15.198	78.9	17.809	118.9	53.863 (3)	80.73	0.736	10:06:08.191
7 -	20.906	78.5	15.109	79.8	17.734	118.7	53.749 (2)	80.90	0.622	10:07:01.940
8 -	22.115	73.8	15.912	75.1	17.776	120.4	55.803	77.92	2.676	10:07:57.743
9 -	20.450	79.6	15.019	78.3	17.658	118.9	53.127 (1)	81.85		10:08:50.870

P13 69 M3 Tom BOOTH-AMOS BMS Pre M3 - FAB Racing BMS Pre Moto3										
LAP	SECTOR 1	SECTOR 2	SECTOR 3	LAP TIME	MPH	DIFF	TIME OF DAY			
1 -	OUTLAP	70.2	16.268	78.6	19.176	109.6	59.220	73.43	6.039	10:01:43.912
2 -	22.071	72.9	16.486	73.7	19.158	108.9	57.715	75.34	4.534	10:02:41.627
3 -	21.716	74.1	15.049	85.2	18.728	109.1	55.493	78.36	2.312	10:03:37.120
4 -	20.785	74.2	14.943	87.5	18.245	108.4	53.973	80.56	0.792	10:04:31.093
5 -	20.794	74.4	14.855	82.8	18.275	109.8	53.924 (3)	80.64	0.743	10:05:25.017
6 -	20.351	75.0	14.721	88.9	18.109	109.8	53.181 (1)	81.76		10:06:18.198
7 -	20.279	76.0	14.640	83.6	18.415	110.0	53.334 (2)	81.53	0.153	10:07:11.532
8 -	20.626	74.8	15.475	79.0	18.360	110.9	54.461	79.84	1.280	10:08:05.993

P14 6 Taz TAYLOR Luyten Honda - FPW Racing / Hookless Holidays										
LAP	SECTOR 1	SECTOR 2	SECTOR 3	LAP TIME	MPH	DIFF	TIME OF DAY			
1 -	OUTLAP	73.1	16.937	66.5	18.626	119.8	59.671	72.87	6.464	10:01:55.411
2 -	21.778	77.7	15.420	75.8	18.242	117.9	55.440	78.43	2.233	10:02:50.851
3 -	21.246	78.1	15.226	79.1	17.901	117.9	54.373	79.97	1.166	10:03:45.224
4 -	21.399	78.8	15.340	76.3	18.294	118.5	55.033	79.01	1.826	10:04:40.257
5 -	20.741	79.4	14.783	78.6	17.683	121.1	53.207 (1)	81.72		10:05:33.464
6 -	20.927	79.4	15.301	79.1	17.633	120.0	53.861 (3)	80.73	0.654	10:06:27.325
7 -	27.145	46.6	16.548	79.6	17.978	117.9	1:01.671	70.51	8.464	10:07:28.996
8 -	20.943	79.7	14.711	79.3	17.821	118.9	53.475 (2)	81.32	0.268	10:08:22.471

P15 65 Josh OWENS Honda - RCD Motorsport										
LAP	SECTOR 1	SECTOR 2	SECTOR 3	LAP TIME	MPH	DIFF	TIME OF DAY			
1 -	OUTLAP	72.8	16.401	65.5	19.018	119.4	59.712	72.82	6.337	10:01:55.947
2 -	21.822	77.6	15.292	75.4	18.120	120.9	55.234	78.73	1.859	10:02:51.181
3 -	21.197	77.3	15.304	78.3	17.710	122.2	54.211	80.21	0.836	10:03:45.392
4 -	21.116	78.3	15.325	74.4	17.931	119.6	54.372	79.97	0.997	10:04:39.764
5 -	20.837	76.8	15.038	79.7	17.738	121.3	53.613 (2)	81.11	0.238	10:05:33.377
6 -	20.986	77.1	15.197	79.0	17.606	121.3	53.789	80.84	0.414	10:06:27.166
7 -	20.895	78.1	14.893	80.1	17.587	119.6	53.375 (1)	81.47		10:07:20.541
8 -	20.884	75.8	15.094	81.0	17.727	118.9	53.705 (3)	80.97	0.330	10:08:14.246

P16 42 M3 James HOBSON Honda - RS Racing										
LAP	SECTOR 1	SECTOR 2	SECTOR 3	LAP TIME	MPH	DIFF	TIME OF DAY			
1 -	OUTLAP	74.2	16.569	72.1	18.640	121.5	58.949	73.76	5.497	10:01:40.498
2 -	22.322	76.3	16.306	75.5	18.561	120.9	57.189	76.03	3.737	10:02:37.687
3 -	21.768	78.6	15.803	75.0	19.314	120.2	56.885	76.44	3.433	10:03:34.572
4 -	21.251	75.8	15.369	78.4	17.942	121.5	54.562	79.70	1.110	10:04:29.134
5 -	21.110	75.8	15.147	78.6	17.917	121.7	54.174 (3)	80.27	0.722	10:05:23.308
6 -	21.009	75.3	15.121	80.6	17.869	121.3	53.999 (2)	80.53	0.547	10:06:17.307
7 -	20.711	77.8	14.998	78.6	17.743	122.6	53.452 (1)	81.35		10:07:10.759
8 -	21.215	77.1	15.920	77.1	18.768	118.3	55.903	77.78	2.451	10:08:06.662

Weather / Track : Sunny / Dry

Brands Hatch Indy
Circuit Length = 1.2079 miles
Start: 10:00 Flag 10:08 End: 10:09

MCRCB BULLETIN TK295

2014 MCE British Superbike Championship - Round 1

2014 Motul British Motostar Championship

WARM-UP - SECTOR ANALYSIS

SECTOR 1 = FL to I1, SECTOR 2 = I1 to I2, SECTOR 3 = I2 to FL, DIFF = Difference To Personal Best Lap

P17 84		Daniel HERMANSSON		TSR Luyten - FPW Racing						
LAP	SECTOR 1	SECTOR 2	SECTOR 3	LAP TIME	MPH	DIFF	TIME OF DAY			
1 -	OUTLAP	72.2	16.819	68.9	18.564	114.5	1:00.715	71.62	7.218	10:01:40.246
2 -	22.062	75.8	16.593	71.9	18.389	113.7	57.044	76.23	3.547	10:02:37.290
3 -	21.642	75.4	16.207	71.2	IN PIT		1:31.993	P 47.27	38.496	10:04:09.283
4 -	OUTLAP	76.1	15.227	75.8	17.939	115.7	55.060	78.97	1.563	10:05:04.343
5 -	21.365	76.3	15.205	77.4	17.933	115.7	54.503	(3) 79.78	1.006	10:05:58.846
6 -	21.102	77.8	15.060	77.1	17.866	116.1	54.028	(2) 80.48	0.531	10:06:52.874
7 -	21.999	75.0	15.388	78.7	17.750	116.3	55.137	78.86	1.640	10:07:48.011
8 -	20.682	77.7	15.136	78.4	17.679	118.7	53.497	(1) 81.28		10:08:41.508

P18 28		Bradley RAY		EE125 - FAB-Racing						
LAP	SECTOR 1	SECTOR 2	SECTOR 3	LAP TIME	MPH	DIFF	TIME OF DAY			
1 -	OUTLAP	70.7	16.478	73.4	IN PIT		1:47.677	P 40.38	54.068	10:02:33.761
2 -	OUTLAP	76.3	15.127	84.5	17.987	122.2	57.571	75.53	3.962	10:03:31.332
3 -	21.515	76.0	14.644	86.3	17.450	124.0	53.609	(1) 81.11		10:04:24.941
4 -	20.364	79.7	14.334	83.4	IN PIT		1:20.933	P 53.73	27.324	10:05:45.874
5 -	OUTLAP	77.9	14.204	87.2	17.206	125.4	53.358	81.49		10:06:39.232

P19 11		Joseph THOMAS		Honda - Moto UK Racing						
LAP	SECTOR 1	SECTOR 2	SECTOR 3	LAP TIME	MPH	DIFF	TIME OF DAY			
1 -	OUTLAP	73.8	16.706	72.5	18.639	113.9	58.473	74.36	4.830	10:01:38.289
2 -	21.958	76.4	15.602	74.5	18.164	115.3	55.724	78.03	2.081	10:02:34.013
3 -	21.149	76.6	15.419	77.8	IN PIT		2:04.687	P 34.87	1:11.044	10:04:38.700
4 -	OUTLAP	77.3	15.230	78.6	17.872	115.9	54.431	79.89	0.788	10:05:33.131
5 -	20.758	77.8	15.119	77.2	18.055	114.5	53.932	(3) 80.63	0.289	10:06:27.063
6 -	20.617	77.6	14.976	82.0	18.050	113.1	53.643	(1) 81.06		10:07:20.706
7 -	20.847	78.2	15.154	77.9	17.860	116.1	53.861	(2) 80.73	0.218	10:08:14.567

P20 164		Anthony ALONSO		Honda - SP125 / BARF Racing						
LAP	SECTOR 1	SECTOR 2	SECTOR 3	LAP TIME	MPH	DIFF	TIME OF DAY			
1 -	OUTLAP	64.4	18.329	67.6	20.084	112.2	1:04.620	67.29	10.881	10:01:49.188
2 -	22.807	74.3	16.633	70.2	19.177	113.5	58.617	74.18	4.878	10:02:47.805
3 -	21.281	76.8	15.253	79.6	18.017	115.3	54.551	79.71	0.812	10:03:42.356
4 -	20.544	78.3	15.367	74.6	18.515	115.5	54.426	79.89	0.687	10:04:36.782
5 -	20.751	75.5	15.068	80.3	18.029	114.9	53.848	(2) 80.75	0.109	10:05:30.630
6 -	20.784	76.5	15.078	80.1	18.117	113.7	53.979	80.56	0.240	10:06:24.609
7 -	20.797	76.1	15.072	81.3	18.079	114.1	53.948	(3) 80.60	0.209	10:07:18.557
8 -	20.728	75.9	15.062	83.6	17.949	114.3	53.739	(1) 80.92		10:08:12.296

P21 64		Asher DURHAM		Honda - SP125Racing.com						
LAP	SECTOR 1	SECTOR 2	SECTOR 3	LAP TIME	MPH	DIFF	TIME OF DAY			
1 -	OUTLAP	72.4	16.824	72.9	19.714	112.7	59.908	72.58	6.087	10:01:49.266
2 -	21.850	74.1	15.920	78.4	18.422	116.5	56.192	77.38	2.371	10:02:45.458
3 -	21.196	75.1	15.835	77.6	18.467	113.5	55.498	78.35	1.677	10:03:40.956
4 -	21.267	75.4	15.880	76.3	18.783	116.3	55.930	77.75	2.109	10:04:36.886
5 -	21.340	75.7	15.563	79.1	18.400	114.7	55.303	78.63	1.482	10:05:32.189
6 -	21.090	74.5	15.395	76.3	18.519	114.9	55.004	(3) 79.05	1.183	10:06:27.193
7 -	21.238	75.7	14.946	81.6	17.930	114.9	54.114	(2) 80.36	0.293	10:07:21.307
8 -	20.855	75.5	14.984	81.3	17.982	116.7	53.821	(1) 80.79		10:08:15.128

P22 127 M3		Georgina POLDEN		Honda - RS Racing						
LAP	SECTOR 1	SECTOR 2	SECTOR 3	LAP TIME	MPH	DIFF	TIME OF DAY			
1 -	OUTLAP	70.9	17.433	63.8	19.665	118.7	1:01.805	70.36	7.952	10:01:56.250
2 -	21.945	77.4	16.212	74.4	18.752	118.3	56.909	76.41	3.056	10:02:53.159
3 -	21.031	78.2	15.532	81.3	18.031	118.9	54.594	79.65	0.741	10:03:47.753
4 -	20.931	77.0	15.295	81.3	17.928	118.5	54.154	(3) 80.30	0.301	10:04:41.907
5 -	20.959	76.8	15.250	76.6	18.404	118.1	54.613	79.62	0.760	10:05:36.520

Weather / Track : Sunny / Dry

Brands Hatch Indy
Circuit Length = 1.2079 miles
Start: 10:00 Flag 10:08 End: 10:09

MCRCB BULLETIN TK295

2014 MCE British Superbike Championship - Round 1

2014 Motul British Motostar Championship

WARM-UP - SECTOR ANALYSIS

SECTOR 1 = FL to I1, SECTOR 2 = I1 to I2, SECTOR 3 = I2 to FL, DIFF = Difference To Personal Best Lap

6 -	20.823	77.5	15.021	83.7	18.009	117.7	53.853 (1)	80.74			10:06:30.373
7 -	22.201	77.6	14.953	83.9	17.878	118.1	55.032	79.01	1.179		10:07:25.405
8 -	21.246	78.1	14.778	80.9	18.083	118.1	54.107 (2)	80.37	0.254		10:08:19.512

P23 13 M3 Sam BURMAN		Honda - WNT / Burman Racing									
LAP	SECTOR 1	SECTOR 2	SECTOR 3	LAP TIME	MPH	DIFF	TIME OF DAY				
1 -	OUTLAP	72.0	18.048	66.1	19.408	118.3	1:04.098	67.84	10.017		10:01:30.939
2 -	22.068	76.8	16.645	69.9	18.576	119.1	57.289	75.90	3.208		10:02:28.228
3 -	21.636	77.2	16.155	72.0	18.327	120.0	56.118	77.49	2.037		10:03:24.346
4 -	21.550	76.8	15.627	76.2	17.908	121.1	55.085	78.94	1.004		10:04:19.431
5 -	22.009	77.7	16.001	76.7	17.970	120.2	55.980	77.68	1.899		10:05:15.411
6 -	21.360	76.9	15.537	79.3	18.273	117.5	55.170	78.82	1.089		10:06:10.581
7 -	21.321	77.5	15.315	78.3	17.811	120.2	54.447 (2)	79.86	0.366		10:07:05.028
8 -	21.435	76.4	15.298	78.2	17.817	120.2	54.550 (3)	79.71	0.469		10:07:59.578
9 -	20.977	77.2	15.351	78.7	17.753	120.0	54.081 (1)	80.40			10:08:53.659

P24 25 M3 Mike BROUWERS		Honda - Joma / Brouwers Racing Team									
LAP	SECTOR 1	SECTOR 2	SECTOR 3	LAP TIME	MPH	DIFF	TIME OF DAY				
1 -	OUTLAP	69.9	17.134	71.3	19.035	116.3	1:00.915	71.38	6.797		10:02:32.797
2 -	21.363	75.9	15.567	77.2	18.105	116.9	55.035	79.01	0.917		10:03:27.832
3 -	21.264	73.8	15.506	79.3	17.823	116.7	54.593 (3)	79.65	0.475		10:04:22.425
4 -	21.052	77.5	15.241	79.6	17.825	116.9	54.118 (1)	80.35			10:05:16.543
5 -	21.079	78.4	15.528	79.6	17.994	116.3	54.601	79.64	0.483		10:06:11.144
6 -	20.923	77.7	15.331	80.0	17.883	117.7	54.137 (2)	80.32	0.019		10:07:05.281
7 -	21.711	76.2	15.082	81.0	17.801	117.9	54.594	79.65	0.476		10:07:59.875
8 -	21.088	60.6	17.340	75.1	18.563	115.9	56.991	76.30	2.873		10:08:56.866

P25 44 Jake BAYFORD		Honda - Intek Adhesives by SGR Racing									
LAP	SECTOR 1	SECTOR 2	SECTOR 3	LAP TIME	MPH	DIFF	TIME OF DAY				
1 -	OUTLAP	69.3	16.402	74.4	19.174	109.4	1:00.819	71.50	6.617		10:02:24.602
2 -	22.316	70.8	16.553	73.4	18.956	111.2	57.825	75.20	3.623		10:03:22.427
3 -	21.921	72.8	16.012	76.8	18.981	113.1	56.914	76.40	2.712		10:04:19.341
4 -	21.522	73.9	16.253	78.3	18.355	113.1	56.130	77.47	1.928		10:05:15.471
5 -	21.948	76.5	15.465	81.6	18.219	115.3	55.632	78.16	1.430		10:06:11.103
6 -	21.319	76.1	15.506	80.7	17.946	115.3	54.771 (2)	79.39	0.569		10:07:05.874
7 -	21.616	75.3	15.219	81.4	18.003	115.7	54.838 (3)	79.29	0.636		10:08:00.712
8 -	20.984	75.1	15.265	80.4	17.953	115.7	54.202 (1)	80.22			10:08:54.914

P26 47 Jake ARCHER		Honda - Jake Archer Racing									
LAP	SECTOR 1	SECTOR 2	SECTOR 3	LAP TIME	MPH	DIFF	TIME OF DAY				
1 -	OUTLAP	72.7	17.462	67.6	19.112	119.4	1:01.366	70.86	6.530		10:01:42.868
2 -	23.081	73.3	16.974	73.2	18.741	120.2	58.796	73.96	3.960		10:02:41.664
3 -	23.061	75.6	16.541	73.4	18.634	119.1	58.236	74.67	3.400		10:03:39.900
4 -	21.909	75.6	16.100	73.8	18.459	118.9	56.468	77.01	1.632		10:04:36.368
5 -	21.625	77.2	15.515	77.4	18.376	119.4	55.516	78.33	0.680		10:05:31.884
6 -	21.543	78.3	15.472	76.0	18.216	119.1	55.231 (3)	78.73	0.395		10:06:27.115
7 -	21.753	77.9	15.361	79.6	18.056	119.6	55.170 (2)	78.82	0.334		10:07:22.285
8 -	21.513	77.1	15.365	80.1	17.958	120.6	54.836 (1)	79.30			10:08:17.121

P27 43 Arnie SHELTON		Honda - e3 motorsport with Shelton Racing									
LAP	SECTOR 1	SECTOR 2	SECTOR 3	LAP TIME	MPH	DIFF	TIME OF DAY				
1 -	OUTLAP	69.4	17.478	68.9	19.911	114.3	1:01.595	70.59	6.409		10:03:03.679
2 -	23.114	70.1	16.696	75.8	19.059	116.7	58.869	73.86	3.683		10:04:02.548
3 -	21.894	73.5	16.005	79.1	18.500	117.5	56.399	77.10	1.213		10:04:58.947
4 -	21.402	74.8	15.610	80.4	18.468	115.3	55.480 (3)	78.38	0.294		10:05:54.427
5 -	21.390	75.6	15.638	82.0	18.158	118.5	55.186 (1)	78.79			10:06:49.613
6 -	21.953	73.3	15.419	81.7	18.298	119.6	55.670	78.11	0.484		10:07:45.283
7 -	21.122	76.7	15.538	77.1	18.750	119.4	55.410 (2)	78.48	0.224		10:08:40.693

Weather / Track : Sunny / Dry

Brands Hatch Indy
Circuit Length = 1.2079 miles
Start: 10:00 Flag 10:08 End: 10:09

MCRCB BULLETIN TK295

2014 MCE British Superbike Championship - Round 1

2014 Motul British Motostar Championship

WARM-UP - SECTOR ANALYSIS

SECTOR 1 = FL to I1, SECTOR 2 = I1 to I2, SECTOR 3 = I2 to FL, DIFF = Difference To Personal Best Lap

P28 45		Mark STRUDWICK		Honda - MTS Racing						
LAP		SECTOR 1	SECTOR 2	SECTOR 3	LAP TIME	MPH	DIFF	TIME OF DAY		
1 -	OUTLAP	66.2	17.673	66.8	19.680	111.4	1:03.290	68.70	7.984	10:01:47.609
2 -	23.321	71.7	16.838	69.6	18.989	113.1	59.148	73.52	3.842	10:02:46.757
3 -	22.221	74.3	15.892	73.3	19.100	112.5	57.213	76.00	1.907	10:03:43.970
4 -	21.939	75.8	15.732	76.2	18.769	113.5	56.440	77.04	1.134	10:04:40.410
5 -	21.758	73.5	15.819	74.3	18.836	112.2	56.413 (3)	77.08	1.107	10:05:36.823
6 -	22.195	75.4	15.592	74.5	18.648	112.5	56.435	77.05	1.129	10:06:33.258
7 -	21.881	75.6	15.551	75.3	18.625	113.5	56.057 (2)	77.57	0.751	10:07:29.315
8 -	21.500	76.5	15.346	76.2	18.460	112.7	55.306 (1)	78.62		10:08:24.621

P29 90		Greg GREENWOOD		Luyten Honda - FPW Racing						
LAP		SECTOR 1	SECTOR 2	SECTOR 3	LAP TIME	MPH	DIFF	TIME OF DAY		
1 -	OUTLAP	63.9	17.819	66.0	20.083	115.9	1:05.008	66.89	9.204	10:01:50.690
2 -	23.800	67.9	17.082	74.4	19.755	114.9	1:00.637	71.71	4.833	10:02:51.327
3 -	22.682	72.0	16.156	76.2	18.890	116.7	57.728	75.32	1.924	10:03:49.055
4 -	22.133	73.5	15.859	75.3	18.872	115.9	56.864 (3)	76.47	1.060	10:04:45.919
5 -	22.252	75.1	15.991	77.1	18.750	115.5	56.993	76.30	1.189	10:05:42.912
6 -	22.075	74.1	15.894	77.5	18.296	116.5	56.265 (2)	77.28	0.461	10:06:39.177
7 -	23.036	66.6	16.780	74.3	18.665	116.1	58.481	74.35	2.677	10:07:37.658
8 -	21.819	73.2	15.569	78.4	18.416	115.7	55.804 (1)	77.92		10:08:33.462

P30 142 M3		Brian SLOOTEN		Honda - Bakker Frames Holland						
LAP		SECTOR 1	SECTOR 2	SECTOR 3	LAP TIME	MPH	DIFF	TIME OF DAY		
1 -	OUTLAP	63.7	17.331	69.1	19.507	116.1	1:03.263	68.73	7.263	10:02:01.563
2 -	23.338	72.0	16.668	67.8	IN PIT		2:49.399 P	25.67	1:53.399	10:04:50.962
3 -	OUTLAP	71.9	16.138	74.4	18.894	118.3	1:00.129	72.32	4.129	10:05:51.091
4 -	22.076	75.6	15.330	79.7	18.594	118.5	56.000 (1)	77.65		10:06:47.091
5 -	23.133	72.2	15.557	78.7	18.314	118.7	57.004 (3)	76.28	1.004	10:07:44.095
6 -	21.832	77.2	15.784	74.6	18.891	117.3	56.507 (2)	76.95	0.507	10:08:40.602

P31 4		Louis VALLELEY		KTM - Cresswell Racing						
LAP		SECTOR 1	SECTOR 2	SECTOR 3	LAP TIME	MPH	DIFF	TIME OF DAY		
1 -	OUTLAP	70.2	17.345	66.5	19.485	113.7	1:03.852	68.10	7.691	10:01:42.702
2 -	23.137	70.9	16.545	70.5	19.165	113.9	58.847	73.89	2.686	10:02:41.549
3 -	22.653	74.6	16.077	70.7	18.770	114.5	57.500 (3)	75.62	1.339	10:03:39.049
4 -	22.056	74.1	17.933	64.9	IN PIT		1:46.238 P	40.93	50.077	10:05:25.287
5 -	OUTLAP	72.3	16.142	72.5	18.644	113.9	1:01.813	70.35	5.652	10:06:27.100
6 -	22.200	76.5	15.678	76.3	18.429	114.9	56.307 (2)	77.23	0.146	10:07:23.407
7 -	22.016	76.4	15.698	76.4	18.447	115.1	56.161 (1)	77.43		10:08:19.568

P32 7		Jamie ASHBY		Honda - JPA Racing / SP125						
LAP		SECTOR 1	SECTOR 2	SECTOR 3	LAP TIME	MPH	DIFF	TIME OF DAY		
1 -	OUTLAP	70.1	18.566	61.6	19.684	117.3	1:04.319	67.60	7.109	10:01:56.074
2 -	23.013	74.8	16.814	69.9	19.049	115.9	58.876	73.86	1.666	10:02:54.950
3 -	22.125	76.0	16.617	71.4	18.781	115.5	57.523 (3)	75.59	0.313	10:03:52.473
4 -	22.142	75.5	16.424	73.7	18.644	115.1	57.210 (1)	76.01		10:04:49.683
5 -	22.358	75.5	16.451	71.9	18.670	114.9	57.479 (2)	75.65	0.269	10:05:47.162
6 -	22.333	75.9	16.387	71.3	18.819	116.1	57.539	75.57	0.329	10:06:44.701
7 -	22.705	74.3	16.338	74.1	18.696	115.7	57.739	75.31	0.529	10:07:42.440
8 -	22.589	74.8	16.321	72.0	19.399	115.9	58.309	74.57	1.099	10:08:40.749

P33 100		Stephen CAMPBELL		Honda - Campbell Racing						
LAP		SECTOR 1	SECTOR 2	SECTOR 3	LAP TIME	MPH	DIFF	TIME OF DAY		
1 -	OUTLAP	56.4	18.389	64.4	20.718	113.3	1:09.573	62.50	9.083	10:02:40.466
2 -	25.304	69.8	17.845	64.8	20.136	115.1	1:03.285 (3)	68.71	2.795	10:03:43.751
3 -	24.269	72.1	16.867	71.3	19.354	114.5	1:00.490 (1)	71.88		10:04:44.241
4 -	23.667	73.0	17.976	71.8	19.126	113.9	1:00.769 (2)	71.55	0.279	10:05:45.010
5 -	23.234	71.3	16.730	66.2	IN PIT		1:50.805 P	39.24	50.315	10:07:35.815

Weather / Track : Sunny / Dry

Brands Hatch Indy
Circuit Length = 1.2079 miles
Start: 10:00 Flag 10:08 End: 10:09

MCRCB BULLETIN TK295

2014 MCE British Superbike Championship - Round 1

2014 Motul British Motostar Championship

WARM-UP - SECTOR ANALYSIS

SECTOR 1 = FL to I1, SECTOR 2 = I1 to I2, SECTOR 3 = I2 to FL, DIFF = Difference To Personal Best Lap

6 - OUTLAP 58.2 17.749 70.5 19.903 110.3 1:05.175 66.72 4.685 10:08:40.990

P34	19	Kai JOHNSON		Nykos - Kinpac Racing					
LAP	SECTOR 1	SECTOR 2		SECTOR 3		LAP TIME	MPH	DIFF	TIME OF DAY
1 -	OUTLAP	66.7	17.892	69.4	19.756	112.2	1:07.028	64.87	10:01:55.038
2 -	22.644	74.2	16.555	70.2	IN PIT		5:09.943 P	14.03	10:07:04.981
3 -	OUTLAP	69.6	17.247	70.5	19.400	109.2	1:01.987	70.15	10:08:06.968

MCRCB BULLETIN TK296**2014 MCE British Superbike Championship - Round 1****2014 Motul British Motostar Championship****WARM-UP - BEST SPEEDS**

SECTOR 1				SECTOR 2			FINISH LINE		
POS	NO	NAME	MPH	NO	NAME	MPH	NO	NAME	MPH
1	66	Joe IRVING	81.1	12	Edward RENDELL	90.9	28	Bradley RAY	125.4
2	76	Ryan SAXELBY	80.6	69	Tom BOOTH-AMOS	88.9	66	Joe IRVING	123.3
3	36	Jayson URIBE	79.8	66	Joe IRVING	88.7	76	Ryan SAXELBY	122.6
4	6	Taz TAYLOR	79.7	28	Bradley RAY	87.2	42	James HOBSON	122.6
5	28	Bradley RAY	79.7	76	Ryan SAXELBY	86.5	65	Josh OWENS	122.2
6	79	Chris TAYLOR	79.6	17	James FLITCROFT	85.3	36	Jayson URIBE	122.2
7	86	Charlie NESBITT	79.5	24	Daniel COSTILLA	85.3	34	Jordan WEAVING	121.5
8	72	Alex PERSSON	79.4	36	Jayson URIBE	84.7	6	Taz TAYLOR	121.1
9	34	Jordan WEAVING	79.2	86	Charlie NESBITT	84.7	13	Sam BURMAN	121.1
10	42	James HOBSON	78.6	72	Alex PERSSON	84.2	17	James FLITCROFT	120.9
11	25	Mike BROUWERS	78.4	35	Elliot LODGE	83.9	79	Chris TAYLOR	120.9
12	47	Jake ARCHER	78.3	127	Georgina POLDEN	83.9	47	Jake ARCHER	120.6
13	65	Josh OWENS	78.3	34	Jordan WEAVING	83.7	86	Charlie NESBITT	120.2
14	164	Anthony ALONSO	78.3	41	Milo WARD	83.6	72	Alex PERSSON	119.8
15	11	Joseph THOMAS	78.2	164	Anthony ALONSO	83.6	43	Arnie SHELTON	119.6
16	12	Edward RENDELL	78.2	11	Joseph THOMAS	82.0	12	Edward RENDELL	119.1
17	127	Georgina POLDEN	78.2	43	Arnie SHELTON	82.0	127	Georgina POLDEN	118.9
18	84	Daniel HERMANSSON	77.8	44	Jake BAYFORD	81.6	41	Milo WARD	118.7
19	13	Sam BURMAN	77.7	64	Asher DURHAM	81.6	84	Daniel HERMANSSON	118.7
20	35	Elliot LODGE	77.5	65	Josh OWENS	81.0	142	Brian SLOOTEN	118.7
21	142	Brian SLOOTEN	77.2	25	Mike BROUWERS	81.0	35	Elliot LODGE	118.5
22	24	Daniel COSTILLA	77.1	42	James HOBSON	80.6	25	Mike BROUWERS	117.9
23	41	Milo WARD	76.9	47	Jake ARCHER	80.1	7	Jamie ASHBY	117.3
24	43	Arnie SHELTON	76.7	79	Chris TAYLOR	79.8	24	Daniel COSTILLA	117.1
25	4	Louis VALLELEY	76.5	142	Brian SLOOTEN	79.7	64	Asher DURHAM	116.7
26	44	Jake BAYFORD	76.5	6	Taz TAYLOR	79.6	90	Greg GREENWOOD	116.7
27	45	Mark STRUDWICK	76.5	13	Sam BURMAN	79.3	11	Joseph THOMAS	116.1
28	17	James FLITCROFT	76.4	84	Daniel HERMANSSON	78.7	44	Jake BAYFORD	115.7
29	7	Jamie ASHBY	76.0	90	Greg GREENWOOD	78.4	164	Anthony ALONSO	115.5
30	69	Tom BOOTH-AMOS	76.0	4	Louis VALLELEY	76.4	4	Louis VALLELEY	115.1
31	64	Asher DURHAM	75.7	45	Mark STRUDWICK	76.2	100	Stephen CAMPBELL	115.1
32	90	Greg GREENWOOD	75.1	7	Jamie ASHBY	74.1	45	Mark STRUDWICK	113.5
33	19	Kai JOHNSON	74.2	100	Stephen CAMPBELL	71.8	19	Kai JOHNSON	112.2
34	100	Stephen CAMPBELL	73.0	19	Kai JOHNSON	70.5	69	Tom BOOTH-AMOS	110.9

Weather / Track : Sunny / Dry

Brands Hatch Indy

Circuit Length = 1.2079 miles

Start: 10:00 Flag 10:08 End: 10:09

Results can be found at www.tsl-timing.com

Printed - 10:11 Monday, 21 April 2014

MCRCB BULLETIN TK297

2014 MCE British Superbike Championship - Round 1

2014 Motul British Motostar Championship

WARM-UP - BEST SECTORS

SECTOR 1			SECTOR 2			SECTOR 3			IDEAL / BEST COMPARISON						
POS	NO	NAME	TIME	NO	NAME	TIME	NO	NAME	TIME	POS	NO	NAME	IDEAL	BEST	DIFF
1	76	SAXELBY	19.754	66	IRVING	14.094	76	SAXELBY	17.167						
2	66	IRVING	20.196	76	SAXELBY	14.148	28	RAY	17.206	1	76	SAXELBY	51.069	51.417	0.348
3	12	RENDELL	20.248	12	RENDELL	14.187	66	IRVING	17.309	2	66	IRVING	51.599	51.695	0.096
4	69	BOOTH-AMOS	20.279	28	RAY	14.204	36	URIBE	17.419	3	28	RAY	51.774	53.609	1.835
5	28	RAY	20.364	36	URIBE	14.238	86	NESBITT	17.424	4	36	URIBE	52.056	52.460	0.404
6	34	WEAVING	20.376	72	PERSSON	14.425	17	FLITCROFT	17.517	5	12	RENDELL	52.057	52.057	0.000
7	86	NESBITT	20.397	24	COSTILLA	14.452	34	WEAVING	17.546	6	17	FLITCROFT	52.535	52.535	0.000
8	36	URIBE	20.399	17	FLITCROFT	14.536	65	OWENS	17.587	7	86	NESBITT	52.589	52.753	0.164
9	41	WARD	20.401	69	BOOTH-AMOS	14.640	12	RENDELL	17.622	8	72	PERSSON	52.606	52.670	0.064
10	35	LODGE	20.409	41	WARD	14.676	6	TAYLOR	17.633	9	34	WEAVING	52.681	52.681	0.000
11	24	COSTILLA	20.420	6	TAYLOR	14.711	35	LODGE	17.636	10	24	COSTILLA	52.731	52.776	0.045
12	79	TAYLOR	20.450	34	WEAVING	14.759	79	TAYLOR	17.658	11	41	WARD	52.767	52.842	0.075
13	17	FLITCROFT	20.482	86	NESBITT	14.768	72	PERSSON	17.677	12	35	LODGE	52.820	52.820	0.000
14	72	PERSSON	20.504	35	LODGE	14.775	84	HERMANSSON	17.679	13	69	BOOTH-AMOS	53.028	53.181	0.153
15	164	ALONSO	20.544	127	POLDEN	14.778	41	WARD	17.690	14	6	TAYLOR	53.085	53.207	0.122
16	11	THOMAS	20.617	65	OWENS	14.893	42	HOBSON	17.743	15	79	TAYLOR	53.127	53.127	0.000
17	84	HERMANSSON	20.682	64	DURHAM	14.946	13	BURMAN	17.753	16	65	OWENS	53.317	53.375	0.058
18	42	HOBSON	20.711	11	THOMAS	14.976	25	BROUWERS	17.801	17	84	HERMANSSON	53.421	53.497	0.076
19	6	TAYLOR	20.741	42	HOBSON	14.998	24	COSTILLA	17.859	18	42	HOBSON	53.452	53.452	0.000
20	127	POLDEN	20.823	79	TAYLOR	15.019	11	THOMAS	17.860	19	11	THOMAS	53.453	53.643	0.190
21	65	OWENS	20.837	84	HERMANSSON	15.060	127	POLDEN	17.878	20	127	POLDEN	53.479	53.853	0.374
22	64	DURHAM	20.855	164	ALONSO	15.062	64	DURHAM	17.930	21	164	ALONSO	53.555	53.739	0.184
23	25	BROUWERS	20.923	25	BROUWERS	15.082	44	BAYFORD	17.946	22	64	DURHAM	53.731	53.821	0.090
24	13	BURMAN	20.977	44	BAYFORD	15.219	164	ALONSO	17.949	23	25	BROUWERS	53.806	54.118	0.312
25	44	BAYFORD	20.984	13	BURMAN	15.298	47	ARCHER	17.958	24	13	BURMAN	54.028	54.081	0.053
26	43	SHELTON	21.122	142	SLOOTEN	15.330	69	BOOTH-AMOS	18.109	25	44	BAYFORD	54.149	54.202	0.053
27	45	STRUDWICK	21.500	45	STRUDWICK	15.346	43	SHELTON	18.158	26	43	SHELTON	54.699	55.186	0.487
28	47	ARCHER	21.513	47	ARCHER	15.361	90	GREENWOOD	18.296	27	47	ARCHER	54.832	54.836	0.004
29	90	GREENWOOD	21.819	43	SHELTON	15.419	142	SLOOTEN	18.314	28	45	STRUDWICK	55.306	55.306	0.000
30	142	SLOOTEN	21.832	90	GREENWOOD	15.569	4	VALLELEY	18.429	29	142	SLOOTEN	55.476	56.000	0.524
31	4	VALLELEY	22.016	4	VALLELEY	15.678	45	STRUDWICK	18.460	30	90	GREENWOOD	55.684	55.804	0.120
32	7	ASHBY	22.125	7	ASHBY	16.321	7	ASHBY	18.644	31	4	VALLELEY	56.123	56.161	0.038
33	19	JOHNSON	22.644	19	JOHNSON	16.555	100	CAMPBELL	19.126	32	7	ASHBY	57.090	57.210	0.120
34	100	CAMPBELL	23.234	100	CAMPBELL	16.730	19	JOHNSON	19.400	33	19	JOHNSON	58.599		
										34	100	CAMPBELL	59.090	1:00.490	1.400

Weather / Track : Sunny / Dry

Results can be found at www.tsl-timing.com

Brands Hatch Indy
Circuit Length = 1.2079 miles
Start: 10:00 Flag 10:08 End: 10:09

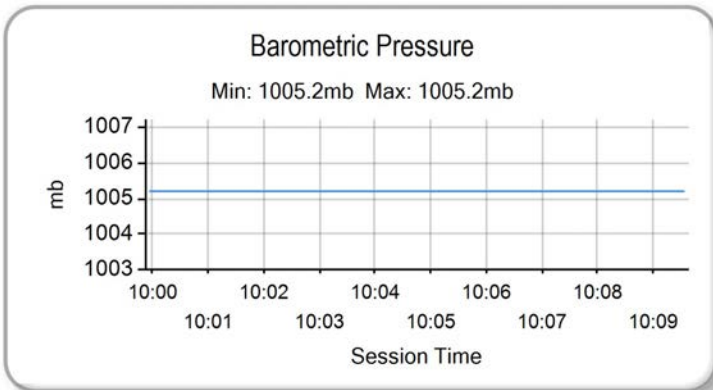
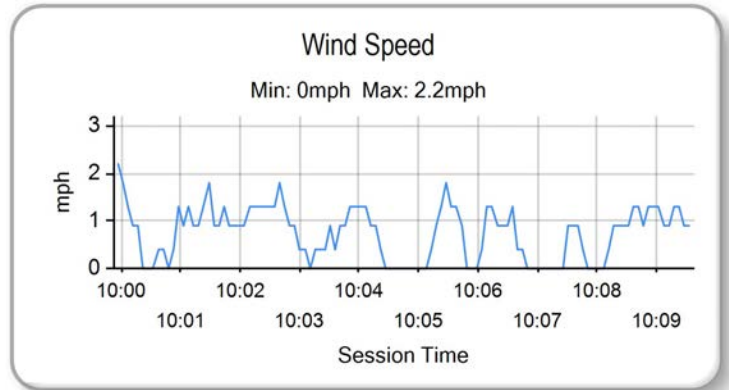
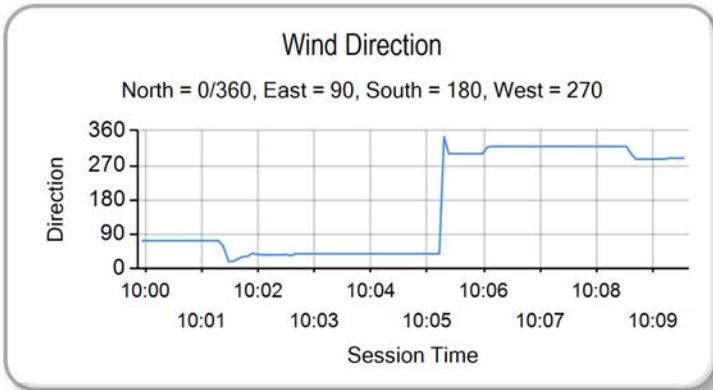
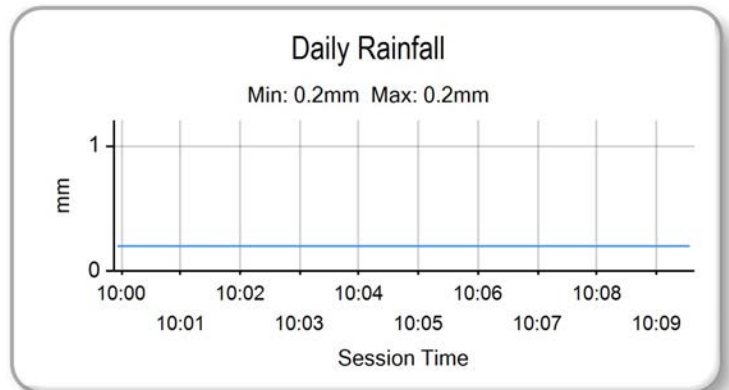
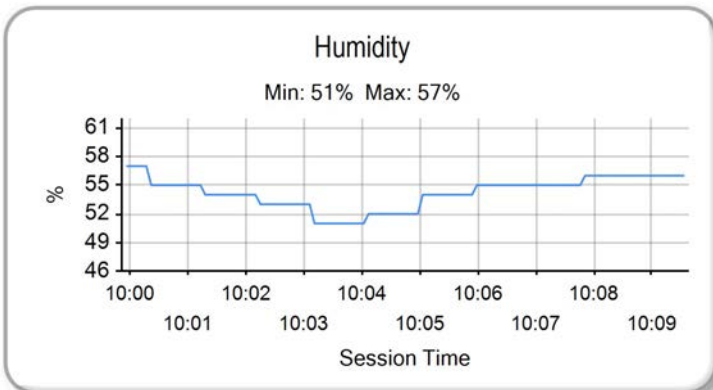
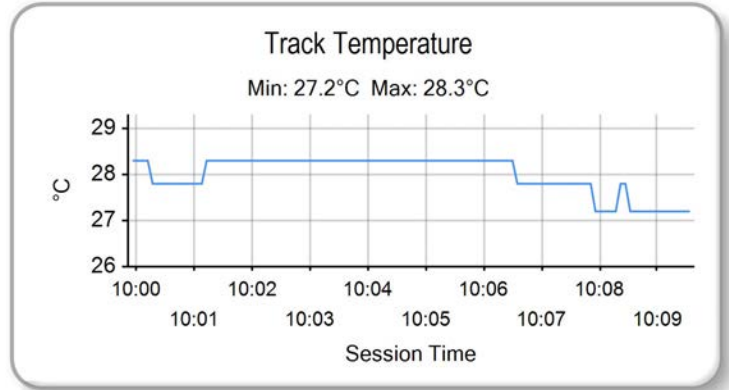
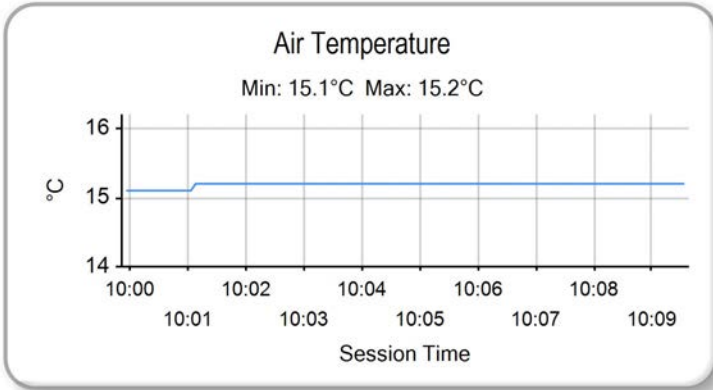
Printed - 10:11 Monday, 21 April 2014

MCRCB BULLETIN TK298

2014 MCE British Superbike Championship - Round 1

2014 Motul British Motostar Championship

WARM-UP - WEATHER CONDITIONS



Weather / Track : Sunny / Dry

Results can be found at www.tsl-timing.com

Brands Hatch Indy
Circuit Length = 1.2079 miles
Start: 10:00 Flag 10:08 End: 10:09

Printed - 10:12 Monday, 21 April 2014



ROW 12			34	42	James HOBSON								
ROW 11		33	4	Louis VALLELEY	1:01.227	32	28	Bradley RAY	57.846	31	100	Stephen CAMPBELL	56.897
ROW 10	30	7	Jamie ASHBY	55.674	29	11	Joseph THOMAS	55.646	28	45	Mark STRUDWICK	54.378	
ROW 9		27	13	Sam BURMAN	54.318	26	90	Greg GREENWOOD	54.013	25	47	Jake ARCHER	53.716
ROW 8	24	19	Kai JOHNSON	53.679	23	64	Asher DURHAM	53.356	22	44	Jake BAYFORD	53.121	
ROW 7		21	43	Arnie SHELTON	52.666	20	127	Georgina POLDEN	52.478	19	142	Brian SLOOTEN	52.369
ROW 6	18	84	Daniel HERMANSSON	52.350	17	69	Tom BOOTH-AMOS	52.194	16	17	James FLITCROFT	52.081	
ROW 5		15	41	Milo WARD	51.892	14	25	Mike BROUWERS	51.888	13	35	Elliot LODGE	51.835
ROW 4	12	65	Josh OWENS	51.835	11	79	Chris TAYLOR	51.791	10	72	Alex PERSSON	51.664	
ROW 3		9	164	Anthony ALONSO	51.492	8	6	Taz TAYLOR	51.397	7	24	Daniel COSTILLA	51.342
ROW 2	6	86	Charlie NESBITT	51.296	5	34	Jordan WEAVING	51.271	4	36	Jayson URIBE	51.017	
ROW 1		3	12	Edward RENDELL	50.958	2	76	Ryan SAXELBY	50.808	1	66	Joe IRVING	50.585
												Pole	

Brands Hatch Indy
Circuit Length = 1.2079 miles

These results are provisional until the conclusion of any judicial and technical matters.

Race Director :	Stewards :	Timekeeper :
-----------------	------------	--------------

Results can be found at www.britishsuperbike.com

Printed - 10:10 Monday, 21 April 2014





POS	NO	CL	PIC NAME	ENTRY	LAPS	TIME	GAP	DIFF	MPH	BEST	ON
1	66	M3	1 Joe IRVING	KTM - Redline KTM	16	13:41.293			84.71	50.470	7
2	76		1 Ryan SAXELBY	Honda - RS Racing	16	13:42.302	1.009	1.009	84.61	50.638	2
3	34	M3	2 Jordan WEAVING	KTM - Jordan Racing / Burkert	16	13:43.463	2.170	1.161	84.49	50.727	6
4	36	M3	3 Jayson URIBE	Honda - FPW Racing / RSR	16	13:44.310	3.017	0.847	84.40	50.797	4
5	12		2 Edward RENDELL	Honda - Banks Racing	16	13:44.894	3.601	0.584	84.34	50.823	8
6	28		3 Bradley RAY	EE125 - FAB-Racing	16	13:49.377	8.084	4.483	83.89	50.888	16
7	6		4 Taz TAYLOR	Luyten Honda - FPW Racing / Hookless Holidays	16	13:49.435	8.142	0.058	83.88	50.992	14
8	24	M3	4 Daniel COSTILLA	Repli-Cast - Repli-Cast UK	16	13:49.874	8.581	0.439	83.84	50.903	16
9	86	M3	5 Charlie NESBITT	Repli-Cast - Repli-Cast UK	16	13:49.935	8.642	0.061	83.83	51.071	8
10	17		5 James FLITCROFT	Nykos - Kinpac Racing	16	14:01.552	20.259	11.617	82.67	50.938	14
11	72		6 Alex PERSSON	Honda - PWR / Nordgren Racing	16	14:02.900	21.607	1.348	82.54	51.564	2
12	164		7 Anthony ALONSO	Honda - SP125 / BARF Racing	16	14:03.178	21.885	0.278	82.51	51.582	15
13	79	M3	6 Chris TAYLOR	Honda - Ducati Coventry	16	14:03.222	21.929	0.044	82.51	51.500	15
14	127	M3	7 Georgina POLDEN	Honda - RS Racing	16	14:03.759	22.466	0.537	82.46	51.524	15
15	65		8 Josh OWENS	Honda - RCD Motorsport	16	14:04.430	23.137	0.671	82.39	51.619	13
16	25	M3	8 Mike BROUWERS	Honda - Joma / Brouwers Racing Team	16	14:05.209	23.916	0.779	82.31	51.789	15
17	69	M3	9 Tom BOOTH-AMOS	BMS Pre M3 - FAB Racing BMS Pre Moto3	16	14:06.010	24.717	0.801	82.24	51.868	14
18	43		9 Arnie SHELTON	Honda - e3 motorsport with Shelton Racing	16	14:09.489	28.196	3.479	81.90	51.904	16
19	41		10 Milo WARD	Luyten Honda - FPW Racing	16	14:09.707	28.414	0.218	81.88	51.889	16
20	84		11 Daniel HERMANSSON	TSR Luyten - FPW Racing	16	14:10.251	28.958	0.544	81.83	51.963	12
21	64		12 Asher DURHAM	Honda - SP125Racing.com	16	14:11.692	30.399	1.441	81.69	52.072	13
22	11		13 Joseph THOMAS	Honda - Moto UK Racing	16	14:14.673	33.380	2.981	81.40	52.377	13
23	42	M3	10 James HOBSON	Honda - RS Racing	16	14:23.311	42.018	8.638	80.59	52.324	16
24	19		14 Kai JOHNSON	Nykos - Kinpac Racing	16	14:24.110	42.817	0.799	80.51	52.742	16
25	44		15 Jake BAYFORD	Honda - Intek Adhesives by SGR Racing	16	14:25.054	43.761	0.944	80.43	52.878	15
26	13	M3	11 Sam BURMAN	Honda - WNT / Burman Racing	15	13:41.639	1 Lap	1 Lap	79.38	53.539	7
27	45		16 Mark STRUDWICK	Honda - MTS Racing	15	13:42.705	1 Lap	1.066	79.28	53.634	14
28	90		17 Greg GREENWOOD	Luyten Honda - FPW Racing	15	13:47.602	1 Lap	4.897	78.81	53.706	14
29	47		18 Jake ARCHER	Honda - Jake Archer Racing	15	13:48.862	1 Lap	1.260	78.69	54.083	8
30	4		19 Louis VALLELEY	KTM - Cresswell Racing	15	13:53.442	1 Lap	4.580	78.26	54.660	6
31	7		20 Jamie ASHBY	Honda - JPA Racing / SP125	15	14:06.278	1 Lap	12.836	77.07	55.208	11
32	100		21 Stephen CAMPBELL	Honda - Campbell Racing	15	14:21.999	1 Lap	15.721	75.67	56.141	11

NOT CLASSIFIED

DNF	35		Elliot LODGE	Honda - SP125 / Spike Racing	0						
DQ	142	M3	Brian SLOOTEN	Honda - Bakker Frames Holland	0						

FASTEST LAP

	66	M3	Joe IRVING	KTM - Redline KTM	7	50.470	86.16 mph	138.66 kph
	76		Ryan SAXELBY	Honda - RS Racing	2	50.638	85.87 mph	138.20 kph

#142 - disqualified after post race technical - maximum rev limit exceeded

Brands Hatch Indy

Circuit Length = 1.2079 miles

Start: 15:39 Flag 15:53 End: 15:54

Weather / Track : Sunny / Dry

These results are provisional until the conclusion of any judicial and technical matters.

Race Director :	Stewards :	Timekeeper :
-----------------	------------	--------------

Results can be found at www.britishsuperbike.com

Printed - 17:30 Monday, 21 April 2014



MCRCB BULLETIN TK360**2014 MCE British Superbike Championship - Round 1****2014 Motul British Motostar Championship****RACE 13 - LAP CHART**

LAP 1		
NO	BEHIND	LAP TIME

66		56.735
34	0.645	57.380
76	0.676	57.411
12	0.988	57.723
36	1.033	57.768
6	1.487	58.222
86	1.918	58.653
24	2.202	58.937
65	3.164	59.899
72	3.227	59.962
28	3.409	1:00.144
79	3.585	1:00.320
25	3.806	1:00.541
142	4.029	1:00.764
127	4.151	1:00.886
164	4.682	1:01.417
69	4.922	1:01.657
43	5.146	1:01.881
11	5.523	1:02.258
64	5.712	1:02.447
84	6.008	1:02.743
44	6.529	1:03.264
41	6.848	1:03.583
47	7.032	1:03.767
4	7.094	1:03.829
19	7.312	1:04.047
17	7.463	1:04.198
45	7.522	1:04.257
13	8.438	1:05.173
90	8.510	1:05.245
7	8.923	1:05.658
42	8.994	1:05.729
100	10.981	1:07.716

LAP 2		
NO	BEHIND	LAP TIME

66		51.178
76	0.136	50.638
34	0.797	51.330
12	1.186	51.376
36	1.281	51.426
6	2.183	51.874
86	2.761	52.021
24	3.071	52.047
28	3.562	51.331
72	3.613	51.564
79	4.808	52.401
65	4.851	52.865
25	5.171	52.543
142	5.378	52.527
127	5.665	52.692
164	6.101	52.597
69	6.647	52.903
43	7.036	53.068
11	7.715	53.370
64	8.001	53.467
84	8.057	53.227
41	8.520	52.850
17	9.324	53.039
44	9.973	54.622
19	10.210	54.076
47	11.093	55.239

4	11.119	55.203
45	11.374	55.030
13	11.520	54.260
42	11.920	54.104
90	12.677	55.345
7	14.261	56.516
100	17.367	57.564

LAP 3		
NO	BEHIND	LAP TIME

76		50.970
66	0.105	51.211
34	0.696	51.005
36	1.067	50.892
12	1.421	51.341
6	3.006	51.929
86	3.078	51.423
24	3.353	51.388
28	3.790	51.334
72	4.586	52.079
79	6.333	52.631
65	6.363	52.618
25	6.663	52.598
142	6.692	52.420
127	6.906	52.347
164	7.120	52.125
69	7.809	52.268
43	8.781	52.851
11	9.090	52.481
64	9.518	52.623
84	9.592	52.641
17	9.770	51.552
41	9.866	52.452
44	12.965	54.098
19	13.100	53.996
4	14.920	54.907
13	15.087	54.673
45	15.157	54.889
47	15.160	55.173
42	15.225	54.411
90	16.346	54.775
7	19.280	56.125
100	22.934	56.673

LAP 4		
NO	BEHIND	LAP TIME

76		51.032
66	0.024	50.951
34	0.642	50.978
36	0.832	50.797
12	1.316	50.927
86	3.692	51.646
6	3.761	51.787
28	4.019	51.261
24	4.529	52.208
72	5.397	51.843
79	7.691	52.390
65	7.777	52.446
142	8.054	52.394
164	8.261	52.173
25	8.322	52.691
127	8.402	52.528
69	8.953	52.176
43	10.333	52.584

17	10.544	51.806
11	10.767	52.709
84	11.356	52.796
41	11.909	53.075
64	11.956	53.470
19	15.655	53.587
44	15.943	54.010
45	19.222	55.097
42	19.348	55.155
4	19.484	55.596
13	19.540	55.485
47	19.682	55.554
90	20.037	54.723
7	23.963	55.715
100	28.839	56.937

LAP 5		
NO	BEHIND	LAP TIME

66		50.533
76	0.522	51.079
34	0.996	50.911
36	1.130	50.855
12	1.614	50.855
86	4.780	51.645
28	4.874	51.412
6	4.937	51.733
24	5.505	51.533
72	6.631	51.791
79	9.607	52.473
65	9.659	52.439
142	9.872	52.375
25	10.207	52.442
164	10.331	52.627
127	10.423	52.578
69	10.967	52.571
17	12.101	52.114
43	12.660	52.884
11	13.085	52.875
84	13.333	52.534
41	13.619	52.267
64	14.046	52.647
19	18.776	53.678
44	18.963	53.577
42	22.464	53.673
45	23.044	54.379
13	23.250	54.267
47	23.828	54.703
4	23.877	54.950
90	24.400	54.920
7	29.261	55.855
100	35.538	57.256

LAP 6		
NO	BEHIND	LAP TIME

66		50.530
76	1.042	51.050
34	1.193	50.727
36	1.411	50.811
12	2.103	51.019
28	5.491	51.147
6	5.984	51.577
86	6.056	51.806
24	6.487	51.512
72	7.958	51.857

79	11.174	52.097
65	11.327	52.198
142	11.714	52.372
25	11.871	52.194
164	12.092	52.291
127	12.310	52.417
17	12.659	51.088
69	12.933	52.496
43	15.074	52.944
11	15.125	52.570
84	15.396	52.593
41	15.521	52.432
64	16.063	52.547
19	21.330	53.084
44	21.981	53.548
42	25.090	53.156
13	26.547	53.827
45	26.667	54.153
47	27.429	54.131
4	28.007	54.660
90	28.075	54.205
7	34.536	55.805
100	41.425	56.417

LAP 7		
NO	BEHIND	LAP TIME

66		50.470
34	1.640	50.917
76	1.783	51.211
36	1.997	51.056
12	2.508	50.875
28	6.272	51.251
6	6.780	51.266
86	6.987	51.401
24	7.296	51.279
72	9.946	52.458
79	12.700	51.996
65	12.906	52.049
142	13.140	51.896
164	13.510	51.888
25	13.658	52.257
127	13.740	51.900
17	13.808	51.619
69	14.553	52.090
43	17.488	52.884
11	17.825	53.170
84	17.893	52.967
41	18.062	53.011
64	18.237	52.644
19	24.260	53.400
44	24.992	53.481
42	27.655	53.035
13	29.616	53.539
45	30.375	54.178
47	31.141	54.182
90	32.596	54.991
4	32.657	55.120
7	39.854	55.788
100	47.600	56.645

LAP 8		
NO	BEHIND	LAP TIME

66		50.577
76	2.522	51.316

34	2.582	51.519
36	2.649	51.229
12	2.754	50.823
28	7.014	51.319
6	7.410	51.207
86	7.481	51.071
24	7.906	51.187
72	11.526	52.157
79	14.680	52.557
65	14.724	52.395
142	14.759	52.196
164	14.944	52.011
127	15.009	51.846
17	15.434	52.203
25	15.485	52.404
69	16.231	52.255
43	19.514	52.603
84	19.764	52.448
41	19.917	52.432
64	20.340	52.680
11	20.732	53.484
19	27.014	53.331
44	28.031	53.616
42	30.170	53.092
13	32.787	53.748
45	33.598	53.800
47	34.647	54.083
90	35.831	53.812
4	36.971	54.891
7	44.646	55.369

LAP 9		
NO	BEHIND	LAP TIME

66		50.692
76	2.758	50.928
100	1 Lap	56.451
34	3.047	51.157
36	3.118	51.161
12	3.273	51.211
28	7.626	51.304
6	7.789	51.071
86	7.932	51.143
24	8.186	50.972
72	12.909	52.075
142	16.094	52.027
164	16.205	51.953
79	16.637	52.649
65	16.899	52.867
17	17.128	52.386
127	17.160	52.843
25	17.501	52.708
69	17.935	52.396
43	21.137	52.315
84	21.467	52.395
41	21.544	52.319
64	21.735	52.087
11	22.597	52.557
19	29.370	53.048
44	30.709	53.370
42	32.377	52.899
13	36.024	53.929
45	36.620	53.714
47	38.252	54.297
90	39.340	54.201
4	41.231	54.952

Weather / Track : Sunny / Dry

Brands Hatch Indy

Circuit Length = 1.2079 miles

Start: 15:39 Flag 15:53 End: 15:54

MCRCB BULLETIN TK360

2014 MCE British Superbike Championship - Round 1

2014 Motul British Motostar Championship

RACE 13 - LAP CHART

7	49.259	55.305	19	34.364	53.440	25	23.028	52.194	17	21.160	51.795
LAP 10			44	35.368	53.060	69	23.683	52.100	72	21.820	52.725
NO	BEHIND	LAP TIME	42	36.083	52.693	100	1 Lap	57.550	79	21.951	51.500
66		50.703	13	41.921	53.665	43	26.645	51.970	7	1 Lap	55.534
76	3.344	51.289	45	42.535	53.795	84	27.089	52.169	164	22.321	51.582
34	3.436	51.092	47	46.076	54.948	41	27.320	52.072	142	22.609	51.781
36	3.626	51.211	90	46.209	54.413	64	28.181	52.072	127	22.802	51.524
12	3.745	51.175	4	49.420	54.900	11	29.177	52.377	65	23.567	51.875
28	8.344	51.421	LAP 12			19	39.362	53.134	25	24.006	51.789
6	8.576	51.490	NO	BEHIND	LAP TIME	42	39.781	52.715	69	24.853	52.053
86	8.725	51.496	66		50.714	44	39.840	53.120	43	28.611	52.288
100	1 Lap	56.857	76	3.923	50.754	13	47.845	53.752	41	28.844	52.313
24	8.999	51.516	34	4.307	51.022	45	48.383	53.772	84	28.926	52.200
72	14.378	52.172	36	4.457	50.831	LAP 14			64	30.246	52.208
164	17.581	52.079	12	4.604	50.928	NO	BEHIND	LAP TIME	11	32.108	52.873
79	18.202	52.268	6	9.428	51.325	66		51.422	100	1 Lap	56.224
17	18.504	52.079	28	9.492	51.478	90	1 Lap	54.192	42	42.013	52.367
142	18.583	53.192	7	1 Lap	55.208	47	1 Lap	54.809	19	42.394	52.853
127	18.894	52.437	86	9.630	51.446	76	2.925	50.726	44	43.133	52.878
25	19.152	52.354	24	9.755	51.355	34	4.122	51.096	LAP 16		
65	19.219	53.023	72	18.016	53.153	36	4.236	51.129	NO	BEHIND	LAP TIME
69	19.722	52.490	100	1 Lap	56.141	12	4.593	51.335	66		52.319
43	22.830	52.396	164	20.297	52.141	4	1 Lap	54.783	13	1 Lap	53.951
84	23.133	52.369	79	20.408	51.564	6	9.429	50.992	76	1.009	50.921
64	23.483	52.451	17	20.597	51.339	28	9.707	51.313	45	1 Lap	54.465
41	23.548	52.707	142	21.019	51.785	86	10.018	51.387	34	2.170	50.839
11	24.294	52.400	127	21.560	52.191	24	10.249	51.414	36	3.017	51.101
19	31.840	53.173	25	21.847	52.244	7	1 Lap	55.295	12	3.601	51.502
44	33.224	53.218	65	21.964	52.202	72	20.424	52.356	90	1 Lap	55.124
42	34.306	52.632	69	22.596	52.155	17	20.694	50.938	47	1 Lap	54.491
13	39.172	53.851	43	25.688	52.237	79	21.780	51.736	28	8.084	50.888
45	39.656	53.739	84	25.933	51.963	164	22.068	52.166	6	8.142	51.229
47	42.044	54.495	41	26.261	51.962	142	22.157	51.664	24	8.581	50.903
90	42.712	54.075	64	27.122	52.664	127	22.607	51.756	86	8.642	51.097
4	45.436	54.908	11	27.813	52.724	65	23.021	51.873	4	1 Lap	54.801
LAP 11			19	37.241	53.591	25	23.546	51.940	17	20.259	51.418
NO	BEHIND	LAP TIME	44	37.733	53.079	69	24.129	51.868	72	21.607	52.106
66		50.916	42	38.079	52.710	43	27.652	52.429	164	21.885	51.883
76	3.883	51.455	13	45.106	53.899	41	27.860	51.962	79	21.929	52.297
34	3.999	51.479	45	45.624	53.803	84	28.055	52.388	142	22.302	52.012
36	4.340	51.630	90	49.370	53.875	64	29.367	52.608	127	22.466	51.983
12	4.390	51.561	47	50.012	54.650	11	30.564	52.809	65	23.137	51.889
7	1 Lap	57.388	LAP 13			100	1 Lap	56.235	25	23.916	52.229
28	8.728	51.300	NO	BEHIND	LAP TIME	19	40.870	52.930	69	24.717	52.183
6	8.817	51.157	66		51.013	42	40.975	52.616	7	1 Lap	55.314
86	8.898	51.089	4	1 Lap	54.790	44	41.584	53.166	43	28.196	51.904
24	9.114	51.031	76	3.621	50.711	13	50.043	53.620	41	28.414	51.889
100	1 Lap	56.341	34	4.448	51.154	45	50.595	53.634	84	28.958	52.351
72	15.577	52.115	36	4.529	51.085	LAP 15			64	30.399	52.472
164	18.870	52.205	12	4.680	51.089	NO	BEHIND	LAP TIME	11	33.380	53.591
79	19.558	52.272	28	9.816	51.337	66		51.329	100	1 Lap	56.992
142	19.948	52.281	6	9.859	51.444	76	2.407	50.811	42	42.018	52.324
17	19.972	52.384	86	10.053	51.436	90	1 Lap	53.706	19	42.817	52.742
127	20.083	52.105	24	10.257	51.515	34	3.650	50.857	44	43.761	52.947
25	20.317	52.081	7	1 Lap	55.403	36	4.235	51.328			
65	20.476	52.173	72	19.490	52.487	12	4.418	51.154			
69	21.155	52.349	17	21.178	51.594	47	1 Lap	54.340			
43	24.165	52.251	164	21.324	52.040	6	9.232	51.132			
84	24.684	52.467	79	21.466	52.071	28	9.515	51.137			
41	25.013	52.381	142	21.915	51.909	4	1 Lap	55.152			
64	25.172	52.605	127	22.273	51.726	86	9.864	51.175			
11	25.803	52.425	65	22.570	51.619	24	9.997	51.077			

Brands Hatch Indy

Circuit Length = 1.2079 miles

Start: 15:39 Flag 15:53 End: 15:54

Weather / Track : Sunny / Dry

MCRCB BULLETIN TK361

2014 MCE British Superbike Championship - Round 1

2014 Motul British Motostar Championship

RACE 13 - POSITION CHART

No	Name	Lap																	
		Pos	1	2	3	4	5	6	7	8	9	10	11	12	13	14	15	16	
66	IRVING	1	66	66	76	76	66	66	66	66	66	66	66	66	66	66	66	66	
76	SAXELBY	2	34	76	66	66	76	76	34	76	76	76	76	76	76	76	76	76	
12	RENDELL	3	76	34	34	34	34	34	76	34	34	34	34	34	34	34	34	34	
36	URIBE	4	12	12	36	36	36	36	36	36	36	36	36	36	36	36	36	36	
34	WEAVING	5	36	36	12	12	12	12	12	12	12	12	12	12	12	12	12	12	
86	NESBITT	6	6	6	6	86	86	28	28	28	28	28	28	6	28	6	6	28	
24	COSTILLA	7	86	86	86	6	28	6	6	6	6	6	6	28	6	28	28	6	
6	TAYLOR	8	24	24	24	28	6	86	86	86	86	86	86	86	86	86	86	24	
164	ALONSO	9	65	28	28	24	24	24	24	24	24	24	24	24	24	24	24	86	
72	PERSSON	10	72	72	72	72	72	72	72	72	72	72	72	72	72	72	17	17	
79	TAYLOR	11	28	79	79	79	79	79	79	79	79	142	164	164	164	17	17	72	72
65	OWENS	12	79	65	65	65	65	65	65	65	65	164	79	79	79	164	79	79	164
35	LODGE	13	25	25	25	142	142	142	142	142	79	17	142	17	79	164	164	79	79
25	BROUWERS	14	142	142	142	164	25	25	164	164	65	142	17	142	142	142	142	142	142
41	WARD	15	127	127	127	25	164	164	25	127	17	127	127	127	127	127	127	127	127
17	FLITCROFT	16	164	164	164	127	127	127	127	17	127	25	25	25	65	65	65	65	65
69	BOOTH-AMOS	17	69	69	69	69	69	17	17	25	25	65	65	65	25	25	25	25	25
84	HERMANSSON	18	43	43	43	43	17	69	69	69	69	69	69	69	69	69	69	69	69
142	SLOOTEN	19	11	11	11	17	43	43	43	43	43	43	43	43	43	43	43	43	43
127	POLDEN	20	64	64	64	11	11	11	11	84	84	84	84	84	84	84	41	41	41
43	SHELTON	21	84	84	84	84	84	84	84	41	41	64	41	41	41	84	84	84	84
44	BAYFORD	22	44	41	17	41	41	41	41	64	64	41	64	64	64	64	64	64	64
64	DURHAM	23	41	17	41	64	64	64	64	11	11	11	11	11	11	11	11	11	11
19	JOHNSON	24	47	44	44	19	19	19	19	19	19	19	19	19	19	19	19	42	42
47	ARCHER	25	4	19	19	44	44	44	44	44	44	44	44	44	44	42	42	19	19
90	GREENWOOD	26	19	47	4	45	42	42	42	42	42	42	42	42	44	44	44	44	44
13	BURMAN	27	17	4	13	42	45	13	13	13	13	13	13	13	13	13	13	13	13
45	STRUDWICK	28	45	45	45	4	13	45	45	45	45	45	45	45	45	45	45	45	45
11	THOMAS	29	13	13	47	13	47	47	47	47	47	47	47	47	90	90	90	90	90
7	ASHBY	30	90	42	42	47	4	4	90	90	90	90	90	90	47	47	47	47	47
100	CAMPBELL	31	7	90	90	90	90	90	4	4	4	4	4	4	4	4	4	4	4
28	RAY	32	42	7	7	7	7	7	7	7	7	7	7	7	7	7	7	7	7
4	VALLELEY	33	100	100	100	100	100	100	100	100	100	100	100	100	100	100	100	100	100
42	HOBSON	34																	

Brands Hatch Indy
 Circuit Length = 1.2079 miles
 Start: 15:39 Flag 15:53 End: 15:54

Weather / Track : Sunny / Dry

Results can be found at www.tsl-timing.com

Printed - 16:00 Monday, 21 April 2014

MCRCB BULLETIN TK362

2014 MCE British Superbike Championship - Round 1

2014 Motul British Motostar Championship

RACE 13 - SECTOR ANALYSIS

SECTOR 1 = FL to I1, SECTOR 2 = I1 to I2, SECTOR 3 = I2 to FL, DIFF = Difference To Personal Best Lap

P1		66 M3		Joe IRVING		KTM - Redline KTM				
LAP	SECTOR 1		SECTOR 2		SECTOR 3		LAP TIME	MPH	DIFF	TIME OF DAY
1 -		81.0	14.167	85.7	17.396	120.6	56.735	76.64	6.265	15:40:28.216
2 -	19.982	81.3	14.041	89.6	17.155	120.6	51.178	84.97	0.708	15:41:19.394
3 -	20.005	81.3	14.017	87.8	17.189	120.0	51.211	84.91	0.741	15:42:10.605
4 -	19.975	81.3	13.859	90.0	17.117	120.6	50.951	85.34	0.481	15:43:01.556
5 -	19.688	80.6	13.801	93.2	17.044	120.2	50.533 (3)	86.05	0.063	15:43:52.089
6 -	19.578	81.0	13.901	92.6	17.051	120.0	50.530 (2)	86.05	0.060	15:44:42.619
7 -	19.799	81.0	13.757	93.0	16.914	120.6	50.470 (1)	86.16		15:45:33.089
8 -	19.829	80.6	13.747	94.1	17.001	120.9	50.577	85.97	0.107	15:46:23.666
9 -	19.715	81.4	13.886	90.1	17.091	120.2	50.692	85.78	0.222	15:47:14.358
10 -	19.851	80.3	13.904	90.3	16.948	121.1	50.703	85.76	0.233	15:48:05.061
11 -	19.983	80.7	13.882	91.1	17.051	120.0	50.916	85.40	0.446	15:48:55.977
12 -	19.846	80.7	13.862	89.4	17.006	120.9	50.714	85.74	0.244	15:49:46.691
13 -	20.068	80.9	13.903	90.5	17.042	120.4	51.013	85.24	0.543	15:50:37.704
14 -	20.307	81.2	13.976	90.7	17.139	119.6	51.422	84.56	0.952	15:51:29.126
15 -	20.036	79.4	13.974	90.1	17.319	117.9	51.329	84.72	0.859	15:52:20.455
16 -	20.288	79.7	14.322	86.5	17.709	110.7	52.319	83.11	1.849	15:53:12.774

P2		76		Ryan SAXELBY		Honda - RS Racing				
LAP	SECTOR 1		SECTOR 2		SECTOR 3		LAP TIME	MPH	DIFF	TIME OF DAY
1 -		80.9	14.396	81.7	17.267	122.0	57.411	75.74	6.773	15:40:28.892
2 -	19.650	80.4	14.002	85.3	16.986	123.3	50.638 (1)	85.87		15:41:19.530
3 -	19.700	80.7	14.106	85.2	17.164	119.4	50.970	85.31	0.332	15:42:10.500
4 -	19.684	79.9	14.080	82.8	17.268	118.9	51.032	85.21	0.394	15:43:01.532
5 -	19.968	78.8	14.041	86.0	17.070	119.8	51.079	85.13	0.441	15:43:52.611
6 -	19.908	78.8	14.061	84.0	17.081	119.4	51.050	85.18	0.412	15:44:43.661
7 -	20.064	81.0	14.031	83.6	17.116	123.1	51.211	84.91	0.573	15:45:34.872
8 -	19.970	80.0	14.064	84.4	17.282	118.1	51.316	84.74	0.678	15:46:26.188
9 -	19.840	79.6	14.058	83.6	17.030	121.7	50.928	85.38	0.290	15:47:17.116
10 -	19.970	79.4	14.120	82.3	17.199	120.0	51.289	84.78	0.651	15:48:08.405
11 -	19.808	80.6	14.256	74.5	17.391	120.0	51.455	84.51	0.817	15:48:59.860
12 -	19.654	79.2	14.035	86.3	17.065	120.4	50.754	85.68	0.116	15:49:50.614
13 -	19.799	80.9	13.872	84.0	17.040	121.1	50.711 (2)	85.75	0.073	15:50:41.325
14 -	19.749	80.3	13.932	84.7	17.045	121.5	50.726 (3)	85.72	0.088	15:51:32.051
15 -	19.620	81.0	14.062	84.2	17.129	120.2	50.811	85.58	0.173	15:52:22.862
16 -	19.714	80.8	14.103	83.9	17.104	119.4	50.921	85.39	0.283	15:53:13.783

P3		34 M3		Jordan WEAVING		KTM - Jordan Racing / Burkert				
LAP	SECTOR 1		SECTOR 2		SECTOR 3		LAP TIME	MPH	DIFF	TIME OF DAY
1 -		81.1	14.546	82.3	17.339	119.8	57.380	75.78	6.653	15:40:28.861
2 -	20.006	80.8	14.245	85.8	17.079	121.3	51.330	84.71	0.603	15:41:20.191
3 -	19.796	80.9	14.134	84.5	17.075	121.1	51.005	85.25	0.278	15:42:11.196
4 -	19.830	81.3	14.092	86.5	17.056	120.4	50.978	85.30	0.251	15:43:02.174
5 -	19.720	80.4	14.057	86.5	17.134	120.6	50.911	85.41	0.184	15:43:53.085
6 -	19.600	82.0	14.044	87.2	17.083	120.6	50.727 (1)	85.72		15:44:43.812
7 -	19.795	80.5	14.021	84.7	17.101	119.6	50.917	85.40	0.190	15:45:34.729
8 -	19.773	80.0	14.179	86.3	17.567	117.9	51.519	84.40	0.792	15:46:26.248
9 -	20.088	82.2	14.037	86.3	17.032	119.8	51.157	85.00	0.430	15:47:17.405
10 -	19.905	80.4	14.060	84.4	17.127	122.0	51.092	85.11	0.365	15:48:08.497
11 -	19.896	81.0	14.186	77.1	17.397	121.3	51.479	84.47	0.752	15:48:59.976
12 -	19.770	80.4	14.089	84.8	17.163	120.9	51.022	85.22	0.295	15:49:50.998
13 -	19.842	81.2	14.025	84.4	17.287	120.9	51.154	85.01	0.427	15:50:42.152
14 -	19.628	81.4	14.267	85.3	17.201	120.4	51.096	85.10	0.369	15:51:33.248
15 -	19.639	81.2	14.136	84.5	17.082	121.7	50.857 (3)	85.50	0.130	15:52:24.105
16 -	19.683	81.0	14.058	83.3	17.098	119.6	50.839 (2)	85.53	0.112	15:53:14.944

P4		36 M3		Jayson URIBE		Honda - FPW Racing / RSR				
LAP	SECTOR 1		SECTOR 2		SECTOR 3		LAP TIME	MPH	DIFF	TIME OF DAY
1 -		81.2	14.544	85.8	17.350	119.6	57.768	75.27	6.971	15:40:29.249
2 -	19.927	81.0	14.246	86.3	17.253	121.1	51.426	84.56	0.629	15:41:20.675

Weather / Track : Sunny / Dry

Brands Hatch Indy
Circuit Length = 1.2079 miles
Start: 15:39 Flag 15:53 End: 15:54

MCRCB BULLETIN TK362

2014 MCE British Superbike Championship - Round 1

2014 Motul British Motostar Championship

RACE 13 - SECTOR ANALYSIS

SECTOR 1 = FL to I1, SECTOR 2 = I1 to I2, SECTOR 3 = I2 to FL, DIFF = Difference To Personal Best Lap

3 -	19.705	81.4	14.104	87.7	17.083	119.8	50.892	85.44	0.095	15:42:11.567
4 -	19.839	80.3	13.978	87.0	16.980	120.4	50.797 (1)	85.60		15:43:02.364
5 -	19.772	79.6	13.981	86.3	17.102	120.9	50.855	85.50	0.058	15:43:53.219
6 -	19.850	80.2	13.908	86.8	17.053	120.2	50.811 (2)	85.58	0.014	15:44:44.030
7 -	19.832	81.7	13.978	85.8	17.246	120.6	51.056	85.17	0.259	15:45:35.086
8 -	19.852	79.3	14.028	83.7	17.349	120.2	51.229	84.88	0.432	15:46:26.315
9 -	19.841	80.9	14.041	85.0	17.279	118.9	51.161	84.99	0.364	15:47:17.476
10 -	19.972	80.9	14.087	85.5	17.152	121.3	51.211	84.91	0.414	15:48:08.687
11 -	19.985	80.4	14.056	83.6	17.589	119.4	51.630	84.22	0.833	15:49:00.317
12 -	19.717	80.9	13.937	86.3	17.177	119.6	50.831 (3)	85.55	0.034	15:49:51.148
13 -	19.825	81.5	14.054	86.0	17.206	121.7	51.085	85.12	0.288	15:50:42.233
14 -	20.022	80.9	14.070	84.8	17.037	121.3	51.129	85.05	0.332	15:51:33.362
15 -	19.697	81.0	14.538	85.8	17.093	119.8	51.328	84.72	0.531	15:52:24.690
16 -	20.008	80.6	13.928	87.2	17.165	118.3	51.101	85.09	0.304	15:53:15.791

P5		12		Edward RENDELL		Honda - Banks Racing				
LAP	SECTOR 1		SECTOR 2		SECTOR 3		LAP TIME	MPH	DIFF	TIME OF DAY
1 -		77.4	14.508	83.9	17.496	118.7	57.723	75.33	6.900	15:40:29.204
2 -	19.908	78.2	14.087	86.8	17.381	118.5	51.376	84.64	0.553	15:41:20.580
3 -	20.013	79.1	14.098	88.2	17.230	118.7	51.341	84.70	0.518	15:42:11.921
4 -	19.820	78.6	13.856	88.9	17.251	118.1	50.927	85.38	0.104	15:43:02.848
5 -	19.712	77.7	13.956	89.1	17.187	118.7	50.855 (2)	85.50	0.032	15:43:53.703
6 -	19.814	78.4	13.923	89.6	17.282	117.7	51.019	85.23	0.196	15:44:44.722
7 -	19.797	77.9	13.847	89.2	17.231	117.9	50.875 (3)	85.47	0.052	15:45:35.597
8 -	19.673	78.2	13.832	90.1	17.318	120.4	50.823 (1)	85.56		15:46:26.420
9 -	20.113	79.3	13.950	87.7	17.148	119.4	51.211	84.91	0.388	15:47:17.631
10 -	19.959	79.5	14.052	87.5	17.164	120.4	51.175	84.97	0.352	15:48:08.806
11 -	19.988	79.1	14.057	86.5	17.516	119.4	51.561	84.33	0.738	15:49:00.367
12 -	19.859	79.5	13.872	88.5	17.197	119.6	50.928	85.38	0.105	15:49:51.295
13 -	19.873	79.3	14.020	88.0	17.196	120.2	51.089	85.11	0.266	15:50:42.384
14 -	19.914	74.9	14.154	85.8	17.267	118.5	51.335	84.71	0.512	15:51:33.719
15 -	19.633	79.3	14.371	85.3	17.150	118.7	51.154	85.01	0.331	15:52:24.873
16 -	20.023	78.8	14.119	89.6	17.360	115.9	51.502	84.43	0.679	15:53:16.375

P6		28		Bradley RAY		EE125 - FAB-Racing				
LAP	SECTOR 1		SECTOR 2		SECTOR 3		LAP TIME	MPH	DIFF	TIME OF DAY
1 -		79.3	14.818	82.8	17.341	125.4	1:00.144	72.30	9.256	15:40:31.625
2 -	20.166	79.8	14.110	86.8	17.055	126.1	51.331	84.71	0.443	15:41:22.956
3 -	20.082	80.0	13.974	88.5	17.278	124.0	51.334	84.71	0.446	15:42:14.290
4 -	20.211	80.0	13.992	87.3	17.058	124.2	51.261	84.83	0.373	15:43:05.551
5 -	20.377	80.3	14.113	86.3	16.922	124.7	51.412	84.58	0.524	15:43:56.963
6 -	20.106	79.9	13.866	88.2	17.175	122.6	51.147 (3)	85.02	0.259	15:44:48.110
7 -	20.224	79.5	13.809	87.5	17.218	122.9	51.251	84.84	0.363	15:45:39.361
8 -	20.165	79.5	13.934	87.2	17.220	122.2	51.319	84.73	0.431	15:46:30.680
9 -	20.157	79.8	13.916	86.8	17.231	122.6	51.304	84.76	0.416	15:47:21.984
10 -	20.099	80.0	13.971	85.5	17.351	122.6	51.421	84.56	0.533	15:48:13.405
11 -	20.011	79.8	13.948	86.5	17.341	122.6	51.300	84.76	0.412	15:49:04.705
12 -	20.039	79.9	13.838	87.7	17.601	121.7	51.478	84.47	0.590	15:49:56.183
13 -	20.120	79.2	13.827	87.8	17.390	122.4	51.337	84.70	0.449	15:50:47.520
14 -	20.429	78.3	13.810	87.2	17.074	123.3	51.313	84.74	0.425	15:51:38.833
15 -	20.135	79.9	13.789	88.0	17.213	122.2	51.137 (2)	85.03	0.249	15:52:29.970
16 -	20.160	79.8	13.777	87.5	16.951	124.5	50.888 (1)	85.45		15:53:20.858

P7		6		Taz TAYLOR		Luyten Honda - FPW Racing / Hookless Holidays				
LAP	SECTOR 1		SECTOR 2		SECTOR 3		LAP TIME	MPH	DIFF	TIME OF DAY
1 -		80.7	14.558	82.6	17.436	118.3	58.222	74.68	7.230	15:40:29.703
2 -	20.119	80.6	14.353	83.6	17.402	118.9	51.874	83.83	0.882	15:41:21.577
3 -	20.192	80.3	14.301	81.4	17.436	118.3	51.929	83.74	0.937	15:42:13.506
4 -	20.166	79.9	14.214	87.0	17.407	117.5	51.787	83.97	0.795	15:43:05.293
5 -	20.321	81.0	14.303	85.0	17.109	120.0	51.733	84.05	0.741	15:43:57.026
6 -	20.330	80.1	14.181	87.3	17.066	120.6	51.577	84.31	0.585	15:44:48.603
7 -	19.971	80.6	14.045	85.7	17.250	118.9	51.266	84.82	0.274	15:45:39.869

Weather / Track : Sunny / Dry

Brands Hatch Indy
Circuit Length = 1.2079 miles
Start: 15:39 Flag 15:53 End: 15:54

MCRCB BULLETIN TK362

2014 MCE British Superbike Championship - Round 1

2014 Motul British Motostar Championship

RACE 13 - SECTOR ANALYSIS

SECTOR 1 = FL to I1, SECTOR 2 = I1 to I2, SECTOR 3 = I2 to FL, DIFF = Difference To Personal Best Lap

8 -	19.849	81.1	14.112	86.5	17.246	119.6	51.207	84.92	0.215	15:46:31.076
9 -	19.863	79.5	14.041	87.3	17.167	120.0	51.071 (2)	85.14	0.079	15:47:22.147
10 -	19.988	80.0	14.089	85.2	17.413	119.4	51.490	84.45	0.498	15:48:13.637
11 -	19.871	80.1	14.009	86.0	17.277	115.7	51.157	85.00	0.165	15:49:04.794
12 -	20.035	80.4	13.956	87.5	17.334	117.9	51.325	84.72	0.333	15:49:56.119
13 -	20.287	78.1	13.954	87.5	17.203	117.5	51.444	84.53	0.452	15:50:47.563
14 -	19.949	81.4	13.885	86.8	17.158	117.3	50.992 (1)	85.28		15:51:38.555
15 -	20.034	79.6	13.923	87.0	17.175	117.7	51.132 (3)	85.04	0.140	15:52:29.687
16 -	20.036	80.1	14.028	84.8	17.165	118.3	51.229	84.88	0.237	15:53:20.916

P8		24 M3		Daniel COSTILLA		Repli-Cast - Repli-Cast UK				
LAP	SECTOR 1		SECTOR 2		SECTOR 3		LAP TIME	MPH	DIFF	TIME OF DAY
1 -		78.1	14.578	82.8	17.642	118.1	58.937	73.78	8.034	15:40:30.418
2 -	20.135	78.6	14.419	83.3	17.493	116.7	52.047	83.55	1.144	15:41:22.465
3 -	19.879	78.9	14.214	87.5	17.295	116.5	51.388	84.62	0.485	15:42:13.853
4 -	20.388	76.2	14.398	87.3	17.422	116.1	52.208	83.29	1.305	15:43:06.061
5 -	20.046	77.8	14.149	87.2	17.338	116.9	51.533	84.38	0.630	15:43:57.594
6 -	19.929	79.1	14.143	88.7	17.440	116.7	51.512	84.41	0.609	15:44:49.106
7 -	19.862	78.8	14.022	88.5	17.395	117.3	51.279	84.80	0.376	15:45:40.385
8 -	19.909	77.9	13.953	89.1	17.325	116.3	51.187	84.95	0.284	15:46:31.572
9 -	19.888	78.6	13.875	89.8	17.209	117.9	50.972 (2)	85.31	0.069	15:47:22.544
10 -	19.936	78.4	14.111	87.0	17.469	114.7	51.516	84.41	0.613	15:48:14.060
11 -	19.920	79.3	13.910	89.2	17.201	117.3	51.031 (3)	85.21	0.128	15:49:05.091
12 -	20.064	80.2	14.093	88.9	17.198	116.9	51.355	84.67	0.452	15:49:56.446
13 -	20.161	79.0	14.167	88.0	17.187	117.9	51.515	84.41	0.612	15:50:47.961
14 -	20.083	78.8	14.206	88.2	17.125	117.3	51.414	84.58	0.511	15:51:39.375
15 -	19.861	79.2	14.003	89.4	17.213	117.1	51.077	85.13	0.174	15:52:30.452
16 -	19.806	77.8	13.986	88.5	17.111	117.5	50.903 (1)	85.42		15:53:21.355

P9		86 M3		Charlie NESBITT		Repli-Cast - Repli-Cast UK				
LAP	SECTOR 1		SECTOR 2		SECTOR 3		LAP TIME	MPH	DIFF	TIME OF DAY
1 -		80.2	14.805	84.0	17.470	119.1	58.653	74.14	7.582	15:40:30.134
2 -	20.156	80.1	14.588	83.7	17.277	118.3	52.021	83.59	0.950	15:41:22.155
3 -	19.930	80.1	14.349	86.0	17.144	118.1	51.423	84.56	0.352	15:42:13.578
4 -	20.278	80.6	14.296	87.7	17.072	117.5	51.646	84.20	0.575	15:43:05.224
5 -	20.279	80.4	14.214	87.5	17.152	116.9	51.645	84.20	0.574	15:43:56.869
6 -	20.326	79.4	14.199	88.4	17.281	118.1	51.806	83.94	0.735	15:44:48.675
7 -	20.039	80.7	14.185	87.3	17.177	118.9	51.401	84.60	0.330	15:45:40.076
8 -	19.811	80.3	14.266	88.0	16.994	118.9	51.071 (1)	85.14		15:46:31.147
9 -	19.989	80.1	14.118	88.5	17.036	118.9	51.143	85.02	0.072	15:47:22.290
10 -	19.959	80.3	14.206	88.4	17.331	118.5	51.496	84.44	0.425	15:48:13.786
11 -	19.911	81.1	14.108	88.0	17.070	118.3	51.089 (2)	85.11	0.018	15:49:04.875
12 -	20.134	80.3	14.081	88.7	17.231	118.1	51.446	84.52	0.375	15:49:56.321
13 -	20.159	77.6	14.213	87.3	17.064	117.9	51.436	84.54	0.365	15:50:47.757
14 -	20.218	78.5	14.155	88.7	17.014	119.4	51.387	84.62	0.316	15:51:39.144
15 -	19.900	79.3	14.109	88.4	17.166	118.5	51.175	84.97	0.104	15:52:30.319
16 -	20.004	80.4	14.155	88.4	16.938	118.7	51.097 (3)	85.10	0.026	15:53:21.416

P10		17		James FLITCROFT		Nykos - Kinpac Racing				
LAP	SECTOR 1		SECTOR 2		SECTOR 3		LAP TIME	MPH	DIFF	TIME OF DAY
1 -		76.5	16.174	81.1	17.606	122.0	1:04.198	67.73	13.260	15:40:35.679
2 -	21.004	76.7	14.511	84.5	17.524	118.9	53.039	81.98	2.101	15:41:28.718
3 -	19.983	78.7	14.291	85.0	17.278	121.5	51.552	84.35	0.614	15:42:20.270
4 -	20.172	77.8	14.296	80.0	17.338	120.4	51.806	83.94	0.868	15:43:12.076
5 -	20.201	77.2	14.142	89.2	17.771	119.6	52.114	83.44	1.176	15:44:04.190
6 -	19.885	78.3	14.071	88.9	17.132	120.0	51.088 (2)	85.11	0.150	15:44:55.278
7 -	20.065	79.1	14.303	84.4	17.251	122.9	51.619	84.24	0.681	15:45:46.897
8 -	20.493	76.1	14.591	87.8	17.119	122.2	52.203	83.30	1.265	15:46:39.100
9 -	20.305	78.4	14.684	86.3	17.397	118.9	52.386	83.01	1.448	15:47:31.486
10 -	20.212	77.1	14.530	85.7	17.337	120.2	52.079	83.50	1.141	15:48:23.565
11 -	20.033	78.8	14.906	82.0	17.445	118.3	52.384	83.01	1.446	15:49:15.949
12 -	19.826	77.9	14.367	87.7	17.146	121.7	51.339 (3)	84.70	0.401	15:50:07.288

Weather / Track : Sunny / Dry

Brands Hatch Indy
Circuit Length = 1.2079 miles
Start: 15:39 Flag 15:53 End: 15:54

MCRCB BULLETIN TK362

2014 MCE British Superbike Championship - Round 1

2014 Motul British Motostar Championship

RACE 13 - SECTOR ANALYSIS

SECTOR 1 = FL to I1, SECTOR 2 = I1 to I2, SECTOR 3 = I2 to FL, DIFF = Difference To Personal Best Lap

13 -	20.218	79.9	14.214	89.2	17.162	119.4	51.594	84.28	0.656	15:50:58.882
14 -	19.858	77.6	13.978	91.1	17.102	120.0	50.938 (1)	85.37		15:51:49.820
15 -	20.069	77.0	14.367	83.6	17.359	117.7	51.795	83.95	0.857	15:52:41.615
16 -	19.937	76.0	14.221	88.4	17.260	117.5	51.418	84.57	0.480	15:53:33.033

P11 72		Alex PERSSON		Honda - PWR / Nordgren Racing							
LAP	SECTOR 1	SECTOR 2	SECTOR 3	LAP TIME	MPH	DIFF	TIME OF DAY				
1 -		80.0	15.140	81.0	17.635	121.1	59.962	72.52	8.398	15:40:31.443	
2 -	19.921	79.9	14.257	85.8	17.386	119.1	51.564 (1)	84.33		15:41:23.007	
3 -	20.235	79.6	14.364	84.8	17.480	117.5	52.079	83.50	0.515	15:42:15.086	
4 -	20.263	80.2	14.103	84.8	17.477	116.5	51.843 (3)	83.88	0.279	15:43:06.929	
5 -	20.113	80.3	14.219	81.9	17.459	117.3	51.791 (2)	83.96	0.227	15:43:58.720	
6 -	20.168	79.9	14.178	83.4	17.511	116.1	51.857	83.85	0.293	15:44:50.577	
7 -	20.106	79.8	14.126	86.0	18.226	114.1	52.458	82.89	0.894	15:45:43.035	
8 -	20.248	79.4	14.158	83.1	17.751	114.9	52.157	83.37	0.593	15:46:35.192	
9 -	20.108	79.6	14.162	85.3	17.805	114.5	52.075	83.50	0.511	15:47:27.267	
10 -	20.306	79.4	14.149	84.4	17.717	115.1	52.172	83.35	0.608	15:48:19.439	
11 -	20.225	78.7	14.123	84.2	17.767	115.5	52.115	83.44	0.551	15:49:11.554	
12 -	20.830	78.0	14.479	80.6	17.844	114.3	53.153	81.81	1.589	15:50:04.707	
13 -	20.395	78.4	14.241	82.0	17.851	114.9	52.487	82.85	0.923	15:50:57.194	
14 -	20.194	79.6	14.298	83.1	17.864	113.3	52.356	83.05	0.792	15:51:49.550	
15 -	20.460	79.1	14.516	80.3	17.749	114.5	52.725	82.47	1.161	15:52:42.275	
16 -	20.225	78.6	14.127	83.7	17.754	114.3	52.106	83.45	0.542	15:53:34.381	

P12 164		Anthony ALONSO		Honda - SP125 / BARF Racing							
LAP	SECTOR 1	SECTOR 2	SECTOR 3	LAP TIME	MPH	DIFF	TIME OF DAY				
1 -		78.2	15.525	75.4	18.097	114.1	1:01.417	70.80	9.835	15:40:32.898	
2 -	20.403	76.9	14.681	83.7	17.513	116.3	52.597	82.67	1.015	15:41:25.495	
3 -	20.191	78.4	14.634	85.7	17.300	117.3	52.125	83.42	0.543	15:42:17.620	
4 -	20.151	77.6	14.504	86.5	17.518	116.3	52.173	83.34	0.591	15:43:09.793	
5 -	20.513	77.9	14.666	87.3	17.448	115.9	52.627	82.63	1.045	15:44:02.420	
6 -	20.215	77.2	14.607	85.8	17.469	116.9	52.291	83.16	0.709	15:44:54.711	
7 -	20.114	78.4	14.378	88.4	17.396	116.3	51.888 (3)	83.80	0.306	15:45:46.599	
8 -	20.088	78.3	14.390	84.8	17.533	116.1	52.011	83.60	0.429	15:46:38.610	
9 -	20.213	78.5	14.288	88.5	17.452	117.3	51.953	83.70	0.371	15:47:30.563	
10 -	20.101	78.2	14.359	86.3	17.619	111.8	52.079	83.50	0.497	15:48:22.642	
11 -	20.264	77.2	14.325	87.0	17.616	111.1	52.205	83.29	0.623	15:49:14.847	
12 -	20.169	77.9	14.426	87.8	17.546	112.9	52.141	83.40	0.559	15:50:06.988	
13 -	20.300	77.5	14.272	88.9	17.468	112.9	52.040	83.56	0.458	15:50:59.028	
14 -	20.186	79.0	14.393	86.0	17.587	114.3	52.166	83.36	0.584	15:51:51.194	
15 -	20.108	78.1	14.228	89.4	17.246	115.3	51.582 (1)	84.30		15:52:42.776	
16 -	20.168	77.9	14.327	88.7	17.388	114.7	51.883 (2)	83.81	0.301	15:53:34.659	

P13 79 M3		Chris TAYLOR		Honda - Ducati Coventry							
LAP	SECTOR 1	SECTOR 2	SECTOR 3	LAP TIME	MPH	DIFF	TIME OF DAY				
1 -		79.8	15.282	82.5	17.694	122.4	1:00.320	72.09	8.820	15:40:31.801	
2 -	20.275	80.2	14.800	83.1	17.326	119.8	52.401	82.98	0.901	15:41:24.202	
3 -	20.445	79.2	14.758	82.2	17.428	118.7	52.631	82.62	1.131	15:42:16.833	
4 -	20.502	79.4	14.537	82.3	17.351	119.4	52.390	83.00	0.890	15:43:09.223	
5 -	20.495	79.8	14.672	81.6	17.306	118.1	52.473	82.87	0.973	15:44:01.696	
6 -	20.314	80.0	14.562	82.0	17.221	118.7	52.097	83.47	0.597	15:44:53.793	
7 -	20.134	79.7	14.581	82.2	17.281	118.5	51.996	83.63	0.496	15:45:45.789	
8 -	20.099	79.8	14.656	77.2	17.802	116.5	52.557	82.74	1.057	15:46:38.346	
9 -	20.526	78.1	14.639	78.4	17.484	119.4	52.649	82.59	1.149	15:47:30.995	
10 -	20.160	79.8	14.838	78.3	17.270	118.5	52.268	83.19	0.768	15:48:23.263	
11 -	20.185	78.6	14.874	81.3	17.213	119.6	52.272	83.19	0.772	15:49:15.535	
12 -	19.916	79.7	14.574	83.4	17.074	120.6	51.564 (2)	84.33	0.064	15:50:07.099	
13 -	20.286	79.7	14.705	81.0	17.080	120.2	52.071	83.51	0.571	15:50:59.170	
14 -	19.886	80.3	14.468	79.6	17.382	118.1	51.736 (3)	84.05	0.236	15:51:50.906	
15 -	19.784	80.4	14.653	82.8	17.063	119.1	51.500 (1)	84.43		15:52:42.406	
16 -	20.293	79.0	14.920	80.3	17.084	119.1	52.297	83.15	0.797	15:53:34.703	

Weather / Track : Sunny / Dry

Brands Hatch Indy
Circuit Length = 1.2079 miles
Start: 15:39 Flag 15:53 End: 15:54

MCRCB BULLETIN TK362

2014 MCE British Superbike Championship - Round 1

2014 Motul British Motostar Championship

RACE 13 - SECTOR ANALYSIS

SECTOR 1 = FL to I1, SECTOR 2 = I1 to I2, SECTOR 3 = I2 to FL, DIFF = Difference To Personal Best Lap

P14 142 M3		Brian SLOOTEN		Honda - Bakker Frames Holland						
LAP	SECTOR 1	SECTOR 2	SECTOR 3	LAP TIME	MPH	DIFF	TIME OF DAY			
1 -		79.3	15.432	80.6	17.696	122.0	1:00.764	71.56	9.100	15:40:32.245
2 -	20.470	80.0	14.591	84.5	17.466	120.2	52.527	82.78	0.863	15:41:24.772
3 -	20.443	80.4	14.523	85.5	17.454	120.9	52.420	82.95	0.756	15:42:17.192
4 -	20.423	78.7	14.464	85.0	17.507	119.6	52.394	82.99	0.730	15:43:09.586
5 -	20.318	80.4	14.621	84.4	17.436	118.5	52.375	83.02	0.711	15:44:01.961
6 -	20.270	79.9	14.636	83.4	17.466	119.1	52.372	83.03	0.708	15:44:54.333
7 -	20.190	79.2	14.368	83.3	17.338	120.2	51.896	83.79	0.232	15:45:46.229
8 -	20.072	80.5	14.569	82.3	17.555	117.9	52.196	83.31	0.532	15:46:38.425
9 -	20.085	79.3	14.383	85.3	17.559	117.1	52.027	83.58	0.363	15:47:30.452
10 -	20.915	79.9	14.749	78.7	17.528	118.5	53.192	81.75	1.528	15:48:23.644
11 -	20.311	80.4	14.485	82.3	17.485	118.1	52.281	83.17	0.617	15:49:15.925
12 -	20.158	80.7	14.361	87.5	17.266	120.4	51.785 (3)	83.97	0.121	15:50:07.710
13 -	20.316	80.8	14.190	84.0	17.403	120.2	51.909	83.77	0.245	15:50:59.619
14 -	20.061	80.4	14.179	87.0	17.424	119.8	51.664 (1)	84.17		15:51:51.283
15 -	20.259	79.6	14.289	87.5	17.233	119.8	51.781 (2)	83.98	0.117	15:52:43.064
16 -	20.424	79.8	14.316	82.8	17.272	120.0	52.012	83.60	0.348	15:53:35.076

P15 127 M3		Georgina POLDEN		Honda - RS Racing						
LAP	SECTOR 1	SECTOR 2	SECTOR 3	LAP TIME	MPH	DIFF	TIME OF DAY			
1 -		78.0	15.327	81.7	17.586	121.3	1:00.886	71.42	9.362	15:40:32.367
2 -	20.637	79.3	14.672	80.3	17.383	120.2	52.692	82.52	1.168	15:41:25.059
3 -	20.455	80.8	14.574	81.0	17.318	119.8	52.347	83.07	0.823	15:42:17.406
4 -	20.712	79.0	14.504	85.7	17.312	121.7	52.528	82.78	1.004	15:43:09.934
5 -	20.584	79.0	14.626	84.7	17.368	120.2	52.578	82.70	1.054	15:44:02.512
6 -	20.438	79.4	14.544	81.0	17.435	119.4	52.417	82.96	0.893	15:44:54.929
7 -	20.214	79.8	14.350	88.2	17.336	120.4	51.900	83.78	0.376	15:45:46.829
8 -	20.217	79.6	14.161	85.2	17.468	120.4	51.846	83.87	0.322	15:46:38.675
9 -	20.573	80.4	14.677	87.5	17.593	117.5	52.843	82.29	1.319	15:47:31.518
10 -	20.375	79.2	14.584	85.8	17.478	118.1	52.437	82.93	0.913	15:48:23.955
11 -	20.270	79.1	14.381	84.0	17.454	119.6	52.105	83.45	0.581	15:49:16.060
12 -	20.415	79.2	14.379	85.2	17.397	117.7	52.191	83.32	0.667	15:50:08.251
13 -	20.261	78.5	14.126	88.5	17.339	118.9	51.726 (2)	84.06	0.202	15:50:59.977
14 -	20.246	79.1	14.147	87.3	17.363	117.7	51.756 (3)	84.02	0.232	15:51:51.733
15 -	20.064	79.8	14.200	87.5	17.260	120.4	51.524 (1)	84.39		15:52:43.257
16 -	20.421	78.7	14.233	85.0	17.329	119.1	51.983	83.65	0.459	15:53:35.240

P16 65		Josh OWENS		Honda - RCD Motorsport						
LAP	SECTOR 1	SECTOR 2	SECTOR 3	LAP TIME	MPH	DIFF	TIME OF DAY			
1 -		76.8	15.080	79.7	17.705	119.4	59.899	72.59	8.280	15:40:31.380
2 -	20.577	79.0	14.767	82.5	17.521	119.1	52.865	82.25	1.246	15:41:24.245
3 -	20.399	77.9	14.646	81.6	17.573	117.1	52.618	82.64	0.999	15:42:16.863
4 -	20.403	77.8	14.537	83.1	17.506	117.7	52.446	82.91	0.827	15:43:09.309
5 -	20.359	78.5	14.617	82.3	17.463	117.3	52.439	82.92	0.820	15:44:01.748
6 -	20.249	77.7	14.734	81.9	17.215	120.9	52.198	83.30	0.579	15:44:53.946
7 -	20.236	78.4	14.595	83.9	17.218	119.8	52.049	83.54	0.430	15:45:45.995
8 -	20.093	78.5	14.631	83.4	17.671	116.5	52.395	82.99	0.776	15:46:38.390
9 -	20.711	79.9	14.668	86.7	17.488	120.2	52.867	82.25	1.248	15:47:31.257
10 -	20.344	78.5	15.050	81.0	17.629	117.1	53.023	82.01	1.404	15:48:24.280
11 -	20.498	74.9	14.466	83.6	17.209	120.2	52.173	83.34	0.554	15:49:16.453
12 -	20.528	74.3	14.476	85.5	17.198	120.0	52.202	83.30	0.583	15:50:08.655
13 -	20.174	77.5	14.278	85.0	17.167	119.6	51.619 (1)	84.24		15:51:00.274
14 -	20.180	78.9	14.380	84.2	17.313	118.1	51.873 (2)	83.83	0.254	15:51:52.147
15 -	20.287	76.4	14.431	83.6	17.157	118.9	51.875 (3)	83.82	0.256	15:52:44.022
16 -	20.016	79.6	14.615	85.3	17.258	118.1	51.889	83.80	0.270	15:53:35.911

P17 25 M3		Mike BROUWERS		Honda - Joma / Brouwers Racing Team						
LAP	SECTOR 1	SECTOR 2	SECTOR 3	LAP TIME	MPH	DIFF	TIME OF DAY			
1 -		78.7	15.108	81.7	18.044	116.5	1:00.541	71.82	8.752	15:40:32.022
2 -	20.372	78.6	14.684	84.7	17.487	115.9	52.543	82.76	0.754	15:41:24.565

Weather / Track : Sunny / Dry

Brands Hatch Indy
Circuit Length = 1.2079 miles
Start: 15:39 Flag 15:53 End: 15:54

MCRCB BULLETIN TK362

2014 MCE British Superbike Championship - Round 1

2014 Motul British Motostar Championship

RACE 13 - SECTOR ANALYSIS

SECTOR 1 = FL to I1, SECTOR 2 = I1 to I2, SECTOR 3 = I2 to FL, DIFF = Difference To Personal Best Lap

3 -	20.384	79.0	14.646	84.7	17.568	116.5	52.598	82.67	0.809	15:42:17.163
4 -	20.791	78.6	14.524	85.5	17.376	118.1	52.691	82.53	0.902	15:43:09.854
5 -	20.374	75.4	14.547	86.3	17.521	116.1	52.442	82.92	0.653	15:44:02.296
6 -	20.327	78.5	14.450	86.7	17.417	118.5	52.194	83.31	0.405	15:44:54.490
7 -	20.494	80.1	14.370	85.3	17.393	118.5	52.257	83.21	0.468	15:45:46.747
8 -	20.612	76.9	14.384	87.3	17.408	116.3	52.404	82.98	0.615	15:46:39.151
9 -	20.401	79.4	14.709	85.7	17.598	115.7	52.708	82.50	0.919	15:47:31.859
10 -	20.302	78.8	14.577	80.7	17.475	116.3	52.354	83.06	0.565	15:48:24.213
11 -	20.195	79.3	14.358	85.3	17.528	117.5	52.081 (3)	83.49	0.292	15:49:16.294
12 -	20.383	79.0	14.422	87.8	17.439	116.7	52.244	83.23	0.455	15:50:08.538
13 -	20.459	78.9	14.268	86.8	17.467	116.7	52.194	83.31	0.405	15:51:00.732
14 -	20.104	79.0	14.446	86.8	17.390	116.9	51.940 (2)	83.72	0.151	15:51:52.672
15 -	20.209	78.9	14.351	89.1	17.229	116.3	51.789 (1)	83.96		15:52:44.461
16 -	20.065	78.6	14.642	82.0	17.522	113.7	52.229	83.26	0.440	15:53:36.690

P18 69 M3 Tom BOOTH-AMOS BMS Pre M3 - FAB Racing BMS Pre Moto3

LAP	SECTOR 1	SECTOR 2	SECTOR 3	LAP TIME	MPH	DIFF	TIME OF DAY			
1 -	76.1	15.047	85.3	18.150	112.0	1:01.657	70.52	9.789	15:40:33.138	
2 -	20.324	77.4	14.919	87.0	17.660	111.8	52.903	82.19	1.035	15:41:26.041
3 -	20.138	77.0	14.516	89.4	17.614	112.4	52.268	83.19	0.400	15:42:18.309
4 -	20.049	76.8	14.423	89.1	17.704	111.8	52.176	83.34	0.308	15:43:10.485
5 -	20.201	77.2	14.641	89.6	17.729	112.0	52.571	82.71	0.703	15:44:03.056
6 -	20.075	76.8	14.443	84.2	17.978	111.4	52.496	82.83	0.628	15:44:55.552
7 -	20.083	77.1	14.314	89.6	17.693	111.8	52.090 (3)	83.48	0.222	15:45:47.642
8 -	20.000	76.7	14.592	88.0	17.663	112.2	52.255	83.21	0.387	15:46:39.897
9 -	19.854	77.1	14.597	87.8	17.945	110.7	52.396	82.99	0.528	15:47:32.293
10 -	20.005	77.0	14.548	87.3	17.937	111.2	52.490	82.84	0.622	15:48:24.783
11 -	20.082	73.8	14.481	88.7	17.786	110.7	52.349	83.06	0.481	15:49:17.132
12 -	20.033	77.4	14.457	87.0	17.665	111.2	52.155	83.37	0.287	15:50:09.287
13 -	20.133	77.1	14.366	89.1	17.601	111.8	52.100	83.46	0.232	15:51:01.387
14 -	19.990	76.4	14.281	91.3	17.597	110.7	51.868 (1)	83.83		15:51:53.255
15 -	20.141	75.8	14.286	90.7	17.626	110.7	52.053 (2)	83.54	0.185	15:52:45.308
16 -	19.986	76.1	14.390	87.3	17.807	110.5	52.183	83.33	0.315	15:53:37.491

P19 43 Arnie SHELTON Honda - e3 motorsport with Shelton Racing

LAP	SECTOR 1	SECTOR 2	SECTOR 3	LAP TIME	MPH	DIFF	TIME OF DAY			
1 -	76.3	15.344	80.3	18.088	119.6	1:01.881	70.27	9.977	15:40:33.362	
2 -	20.772	77.0	14.698	85.8	17.598	120.2	53.068	81.94	1.164	15:41:26.430
3 -	20.570	77.4	14.655	87.7	17.626	119.4	52.851	82.28	0.947	15:42:19.281
4 -	20.412	77.0	14.563	88.0	17.609	118.3	52.584	82.69	0.680	15:43:11.865
5 -	20.731	77.0	14.522	87.5	17.631	119.6	52.884	82.22	0.980	15:44:04.749
6 -	20.295	77.4	14.921	82.5	17.728	119.1	52.944	82.13	1.040	15:44:57.693
7 -	20.561	76.0	14.626	86.7	17.697	117.7	52.884	82.22	0.980	15:45:50.577
8 -	20.331	76.3	14.637	85.7	17.635	117.5	52.603	82.66	0.699	15:46:43.180
9 -	20.198	77.2	14.476	87.3	17.641	117.1	52.315	83.12	0.411	15:47:35.495
10 -	20.260	76.8	14.535	87.3	17.601	117.7	52.396	82.99	0.492	15:48:27.891
11 -	20.238	76.9	14.470	88.2	17.543	117.9	52.251	83.22	0.347	15:49:20.142
12 -	20.198	76.9	14.370	87.5	17.669	117.7	52.237 (3)	83.24	0.333	15:50:12.379
13 -	20.108	77.7	14.378	88.0	17.484	119.4	51.970 (2)	83.67	0.066	15:51:04.349
14 -	20.213	77.5	14.519	87.2	17.697	117.1	52.429	82.94	0.525	15:51:56.778
15 -	20.388	76.7	14.356	88.0	17.544	117.3	52.288	83.16	0.384	15:52:49.066
16 -	20.088	76.8	14.336	87.5	17.480	117.7	51.904 (1)	83.78		15:53:40.970

P20 41 Milo WARD Luyten Honda - FPW Racing

LAP	SECTOR 1	SECTOR 2	SECTOR 3	LAP TIME	MPH	DIFF	TIME OF DAY			
1 -	76.4	15.874	79.7	18.019	116.5	1:03.583	68.39	11.694	15:40:35.064	
2 -	20.586	76.1	14.629	84.5	17.635	116.3	52.850	82.28	0.961	15:41:27.914
3 -	20.244	77.3	14.649	81.4	17.559	117.3	52.452	82.90	0.563	15:42:20.366
4 -	20.873	73.9	14.669	82.3	17.533	115.5	53.075	81.93	1.186	15:43:13.441
5 -	20.374	76.9	14.420	87.0	17.473	116.7	52.267	83.19	0.378	15:44:05.708
6 -	20.199	77.4	14.650	80.6	17.583	117.9	52.432	82.93	0.543	15:44:58.140
7 -	20.556	77.9	14.761	83.3	17.694	116.1	53.011	82.03	1.122	15:45:51.151

Weather / Track : Sunny / Dry

Brands Hatch Indy
Circuit Length = 1.2079 miles
Start: 15:39 Flag 15:53 End: 15:54

MCRCB BULLETIN TK362

2014 MCE British Superbike Championship - Round 1

2014 Motul British Motostar Championship

RACE 13 - SECTOR ANALYSIS

SECTOR 1 = FL to I1, SECTOR 2 = I1 to I2, SECTOR 3 = I2 to FL, DIFF = Difference To Personal Best Lap

8 -	20.497	75.1	14.375	81.7	17.560	116.7	52.432	82.93	0.543	15:46:43.583
9 -	20.307	76.6	14.480	80.9	17.532	117.3	52.319	83.11	0.430	15:47:35.902
10 -	21.091	71.9	14.268	85.8	17.348	117.1	52.707	82.50	0.818	15:48:28.609
11 -	20.325	76.0	14.486	86.5	17.570	115.7	52.381	83.01	0.492	15:49:20.990
12 -	20.208	76.7	14.276	86.2	17.478	115.9	51.962 (2)	83.68	0.073	15:50:12.952
13 -	20.188	76.9	14.378	81.6	17.506	116.5	52.072	83.51	0.183	15:51:05.024
14 -	20.285	76.1	14.172	89.2	17.505	115.3	51.962 (2)	83.68	0.073	15:51:56.986
15 -	20.358	76.7	14.344	86.8	17.611	116.1	52.313	83.12	0.424	15:52:49.299
16 -	20.289	75.4	14.175	87.2	17.425	115.7	51.889 (1)	83.80		15:53:41.188

P21 84 Daniel HERMANSSON		TSR Luyten - FPW Racing								
LAP	SECTOR 1	SECTOR 2	SECTOR 3	LAP TIME	MPH	DIFF	TIME OF DAY			
1 -		73.8	15.330	80.3	18.186	116.9	1:02.743	69.30	10.780	15:40:34.224
2 -	20.642	73.8	15.229	81.7	17.356	116.9	53.227	81.69	1.264	15:41:27.451
3 -	20.489	77.7	14.712	83.6	17.440	118.3	52.641	82.60	0.678	15:42:20.092
4 -	20.674	77.6	14.720	81.1	17.402	116.7	52.796	82.36	0.833	15:43:12.888
5 -	20.289	79.3	14.720	81.4	17.525	117.5	52.534	82.77	0.571	15:44:05.422
6 -	20.226	78.8	14.829	79.4	17.538	118.3	52.593	82.68	0.630	15:44:58.015
7 -	20.537	77.8	14.838	80.0	17.592	115.3	52.967	82.10	1.004	15:45:50.982
8 -	20.188	78.9	14.780	79.7	17.480	117.3	52.448	82.91	0.485	15:46:43.430
9 -	20.224	77.7	14.646	81.0	17.525	116.5	52.395	82.99	0.432	15:47:35.825
10 -	20.247	78.1	14.656	79.1	17.466	117.9	52.369	83.03	0.406	15:48:28.194
11 -	20.484	77.8	14.593	80.0	17.390	117.1	52.467	82.88	0.504	15:49:20.661
12 -	20.166	78.8	14.501	80.9	17.296	118.9	51.963 (1)	83.68		15:50:12.624
13 -	20.194	78.8	14.631	79.6	17.344	118.5	52.169 (2)	83.35	0.206	15:51:04.793
14 -	20.209	78.7	14.909	82.0	17.270	118.3	52.388	83.00	0.425	15:51:57.181
15 -	20.450	78.8	14.483	81.7	17.267	116.1	52.200 (3)	83.30	0.237	15:52:49.381
16 -	20.522	78.3	14.514	80.3	17.315	116.3	52.351	83.06	0.388	15:53:41.732

P22 64 Asher DURHAM		Honda - SP125Racing.com								
LAP	SECTOR 1	SECTOR 2	SECTOR 3	LAP TIME	MPH	DIFF	TIME OF DAY			
1 -		75.9	15.513	77.8	18.313	115.5	1:02.447	69.63	10.375	15:40:33.928
2 -	20.807	65.9	14.888	84.2	17.772	114.5	53.467	81.33	1.395	15:41:27.395
3 -	20.308	76.0	14.702	85.2	17.613	115.3	52.623	82.63	0.551	15:42:20.018
4 -	20.989	75.8	14.818	83.3	17.663	112.4	53.470	81.32	1.398	15:43:13.488
5 -	20.378	73.5	14.772	85.2	17.497	114.9	52.647	82.59	0.575	15:44:06.135
6 -	20.259	75.8	14.702	83.3	17.586	113.3	52.547	82.75	0.475	15:44:58.682
7 -	20.453	74.8	14.614	83.7	17.577	116.1	52.644	82.60	0.572	15:45:51.326
8 -	20.552	76.4	14.652	85.3	17.476	115.1	52.680	82.54	0.608	15:46:44.006
9 -	20.232	76.4	14.480	85.7	17.375	116.7	52.087 (2)	83.48	0.015	15:47:36.093
10 -	20.524	76.3	14.543	85.0	17.384	115.9	52.451	82.90	0.379	15:48:28.544
11 -	20.381	76.3	14.773	85.0	17.451	116.1	52.605	82.66	0.533	15:49:21.149
12 -	20.421	77.0	14.783	84.8	17.460	114.5	52.664	82.57	0.592	15:50:13.813
13 -	20.145	76.3	14.522	86.7	17.405	114.3	52.072 (1)	83.51		15:51:05.885
14 -	20.290	76.1	14.811	84.8	17.507	113.1	52.608	82.66	0.536	15:51:58.493
15 -	20.173	76.2	14.519	84.7	17.516	112.7	52.208 (3)	83.29	0.136	15:52:50.701
16 -	20.338	75.5	14.628	85.0	17.506	112.5	52.472	82.87	0.400	15:53:43.173

P23 11 Joseph THOMAS		Honda - Moto UK Racing								
LAP	SECTOR 1	SECTOR 2	SECTOR 3	LAP TIME	MPH	DIFF	TIME OF DAY			
1 -		77.4	15.323	78.3	18.045	116.7	1:02.258	69.84	9.881	15:40:33.739
2 -	20.839	72.4	14.771	82.3	17.760	115.1	53.370	81.48	0.993	15:41:27.109
3 -	20.240	78.1	14.713	84.8	17.528	116.3	52.481	82.86	0.104	15:42:19.590
4 -	20.239	78.6	14.815	83.4	17.655	114.9	52.709	82.50	0.332	15:43:12.299
5 -	20.330	76.9	14.976	82.8	17.569	114.7	52.875	82.24	0.498	15:44:05.174
6 -	19.960	79.1	14.630	83.7	17.980	112.7	52.570	82.72	0.193	15:44:57.744
7 -	20.544	77.5	14.843	83.7	17.783	113.9	53.170	81.78	0.793	15:45:50.914
8 -	20.984	70.6	14.912	83.0	17.588	114.5	53.484	81.30	1.107	15:46:44.398
9 -	20.454	78.1	14.554	81.4	17.549	114.1	52.557	82.74	0.180	15:47:36.955
10 -	20.313	78.0	14.476	84.0	17.611	114.5	52.400 (2)	82.98	0.023	15:48:29.355
11 -	20.209	78.8	14.628	83.0	17.588	114.7	52.425 (3)	82.94	0.048	15:49:21.780
12 -	20.319	78.4	14.746	83.4	17.659	113.3	52.724	82.47	0.347	15:50:14.504

Weather / Track : Sunny / Dry

Brands Hatch Indy
Circuit Length = 1.2079 miles
Start: 15:39 Flag 15:53 End: 15:54

MCRCB BULLETIN TK362

2014 MCE British Superbike Championship - Round 1

2014 Motul British Motostar Championship

RACE 13 - SECTOR ANALYSIS

SECTOR 1 = FL to I1, SECTOR 2 = I1 to I2, SECTOR 3 = I2 to FL, DIFF = Difference To Personal Best Lap

13 -	20.222	78.1	14.578	82.6	17.577	114.1	52.377 (1)	83.02			15:51:06.881
14 -	20.312	78.2	14.692	80.9	17.805	112.2	52.809	82.34	0.432		15:51:59.690
15 -	20.453	78.2	14.722	80.7	17.698	112.7	52.873	82.24	0.496		15:52:52.563
16 -	20.658	77.6	14.924	79.3	18.009	112.0	53.591	81.14	1.214		15:53:46.154

P24 42 M3 James HOBSON		Honda - RS Racing									
LAP	SECTOR 1	SECTOR 2	SECTOR 3	LAP TIME	MPH	DIFF	TIME OF DAY				
1 -		77.9	16.596	79.0	18.331	121.3	1:05.729	66.15	13.405		15:40:37.210
2 -	21.178	78.3	15.214	79.8	17.712	123.1	54.104	80.37	1.780		15:41:31.314
3 -	21.182	79.5	15.356	79.8	17.873	121.3	54.411	79.92	2.087		15:42:25.725
4 -	21.437	76.4	15.569	71.6	18.149	118.3	55.155	78.84	2.831		15:43:20.880
5 -	21.043	78.1	15.014	80.4	17.616	118.9	53.673	81.02	1.349		15:44:14.553
6 -	20.617	78.8	14.810	79.7	17.729	119.6	53.156	81.80	0.832		15:45:07.709
7 -	20.706	78.9	14.632	81.0	17.697	118.7	53.035	81.99	0.711		15:46:00.744
8 -	20.708	77.0	14.755	82.5	17.629	119.6	53.092	81.90	0.768		15:46:53.836
9 -	20.574	77.3	14.634	83.6	17.691	119.4	52.899	82.20	0.575		15:47:46.735
10 -	20.493	79.1	14.457	83.6	17.682	119.1	52.632	82.62	0.308		15:48:39.367
11 -	20.494	79.2	14.674	81.1	17.525	119.1	52.693	82.52	0.369		15:49:32.060
12 -	20.463	78.8	14.583	83.6	17.664	119.6	52.710	82.50	0.386		15:50:24.770
13 -	20.574	79.2	14.688	81.9	17.453	121.3	52.715	82.49	0.391		15:51:17.485
14 -	20.499	79.1	14.633	83.4	17.484	120.0	52.616 (3)	82.64	0.292		15:52:10.101
15 -	20.270	79.0	14.455	82.0	17.642	118.9	52.367 (2)	83.04	0.043		15:53:02.468
16 -	20.381	78.5	14.482	83.1	17.461	119.6	52.324 (1)	83.10			15:53:54.792

P25 19 Kai JOHNSON		Nykos - Kinpac Racing									
LAP	SECTOR 1	SECTOR 2	SECTOR 3	LAP TIME	MPH	DIFF	TIME OF DAY				
1 -		77.2	15.641	77.5	18.168	116.5	1:04.047	67.89	11.305		15:40:35.528
2 -	21.332	77.4	14.979	83.3	17.765	114.7	54.076	80.41	1.334		15:41:29.604
3 -	20.899	76.6	15.186	83.0	17.911	113.7	53.996	80.53	1.254		15:42:23.600
4 -	20.755	75.2	14.996	82.0	17.836	112.2	53.587	81.15	0.845		15:43:17.187
5 -	20.599	76.0	15.120	82.6	17.959	112.4	53.678	81.01	0.936		15:44:10.865
6 -	20.567	76.8	14.639	83.6	17.878	111.6	53.084	81.91	0.342		15:45:03.949
7 -	20.675	76.0	14.820	82.8	17.905	111.4	53.400	81.43	0.658		15:45:57.349
8 -	20.520	77.0	14.807	84.2	18.004	111.4	53.331	81.53	0.589		15:46:50.680
9 -	20.544	77.8	14.756	84.5	17.748	111.6	53.048	81.97	0.306		15:47:43.728
10 -	20.501	78.2	14.887	83.0	17.785	111.2	53.173	81.78	0.431		15:48:36.901
11 -	20.847	70.6	14.707	83.7	17.886	111.1	53.440	81.37	0.698		15:49:30.341
12 -	20.511	79.1	15.008	81.9	18.072	111.1	53.591	81.14	0.849		15:50:23.932
13 -	20.575	76.8	14.736	82.6	17.823	112.0	53.134	81.84	0.392		15:51:17.066
14 -	20.571	77.5	14.603	84.4	17.756	110.7	52.930 (3)	82.15	0.188		15:52:09.996
15 -	20.608	76.4	14.584	85.3	17.661	112.7	52.853 (2)	82.27	0.111		15:53:02.849
16 -	20.337	77.4	14.681	85.0	17.724	112.0	52.742 (1)	82.45			15:53:55.591

P26 44 Jake BAYFORD		Honda - Intek Adhesives by SGR Racing									
LAP	SECTOR 1	SECTOR 2	SECTOR 3	LAP TIME	MPH	DIFF	TIME OF DAY				
1 -		73.9	15.889	81.6	18.315	114.3	1:03.264	68.73	10.386		15:40:34.745
2 -	21.194	76.5	15.151	81.7	18.277	114.3	54.622	79.61	1.744		15:41:29.367
3 -	20.923	76.6	15.006	83.0	18.169	112.4	54.098	80.38	1.220		15:42:23.465
4 -	21.162	76.4	14.931	83.7	17.917	113.7	54.010	80.51	1.132		15:43:17.475
5 -	20.823	77.2	14.889	83.7	17.865	113.9	53.577	81.16	0.699		15:44:11.052
6 -	20.856	75.7	14.793	82.8	17.899	112.7	53.548	81.20	0.670		15:45:04.600
7 -	20.851	77.6	14.700	84.5	17.930	112.2	53.481	81.31	0.603		15:45:58.081
8 -	20.935	76.4	14.688	82.8	17.993	112.5	53.616	81.10	0.738		15:46:51.697
9 -	20.631	76.7	14.818	84.2	17.921	112.4	53.370	81.48	0.492		15:47:45.067
10 -	20.662	76.0	14.674	82.5	17.882	112.7	53.218	81.71	0.340		15:48:38.285
11 -	20.549	77.1	14.708	84.4	17.803	111.8	53.060 (3)	81.95	0.182		15:49:31.345
12 -	20.606	77.2	14.639	84.2	17.834	113.3	53.079	81.92	0.201		15:50:24.424
13 -	20.652	77.1	14.671	83.3	17.797	113.1	53.120	81.86	0.242		15:51:17.544
14 -	20.870	78.2	14.605	84.0	17.691	112.7	53.166	81.79	0.288		15:52:10.710
15 -	20.626	77.1	14.562	83.9	17.690	113.9	52.878 (1)	82.23			15:53:03.588
16 -	20.453	77.3	14.675	84.0	17.819	112.9	52.947 (2)	82.13	0.069		15:53:56.535

Weather / Track : Sunny / Dry

Brands Hatch Indy
Circuit Length = 1.2079 miles
Start: 15:39 Flag 15:53 End: 15:54

MCRCB BULLETIN TK362

2014 MCE British Superbike Championship - Round 1

2014 Motul British Motostar Championship

RACE 13 - SECTOR ANALYSIS

SECTOR 1 = FL to I1, SECTOR 2 = I1 to I2, SECTOR 3 = I2 to FL, DIFF = Difference To Personal Best Lap

P27 13 M3 Sam BURMAN		Honda - WNT / Burman Racing											
LAP	SECTOR 1	SECTOR 2	SECTOR 3	LAP TIME	MPH	DIFF	TIME OF DAY						
1 -		76.4	16.381	73.8	18.549	118.7	1:05.173	66.72	11.634	15:40:36.654			
2 -	21.235	77.5	15.336	77.8	17.689	121.7	54.260	80.14	0.721	15:41:30.914			
3 -	21.350	77.1	15.400	79.6	17.923	118.3	54.673	79.53	1.134	15:42:25.587			
4 -	21.878	77.0	15.499	75.7	18.108	119.8	55.485	78.37	1.946	15:43:21.072			
5 -	21.317	77.6	15.229	76.4	17.721	119.1	54.267	80.13	0.728	15:44:15.339			
6 -	21.110	78.0	14.940	79.1	17.777	118.5	53.827	80.78	0.288	15:45:09.166			
7 -	20.864	77.6	14.913	79.1	17.762	118.3	53.539 (1)	81.22		15:46:02.705			
8 -	20.970	77.5	14.959	79.6	17.819	118.9	53.748	80.90	0.209	15:46:56.453			
9 -	20.998	76.9	15.104	79.1	17.827	118.3	53.929	80.63	0.390	15:47:50.382			
10 -	20.985	77.3	15.107	79.6	17.759	117.9	53.851	80.75	0.312	15:48:44.233			
11 -	20.954	77.6	14.961	79.0	17.750	117.5	53.665 (3)	81.03	0.126	15:49:37.898			
12 -	21.002	78.1	15.077	79.8	17.820	117.5	53.899	80.68	0.360	15:50:31.797			
13 -	21.029	77.9	15.024	77.9	17.699	117.7	53.752	80.90	0.213	15:51:25.549			
14 -	20.998	77.5	14.906	79.3	17.716	117.3	53.620 (2)	81.10	0.081	15:52:19.169			
15 -	21.026	78.0	15.112	73.1	17.813	117.3	53.951	80.60	0.412	15:53:13.120			

P28 45 Mark STRUDWICK		Honda - MTS Racing											
LAP	SECTOR 1	SECTOR 2	SECTOR 3	LAP TIME	MPH	DIFF	TIME OF DAY						
1 -		77.5	15.847	72.7	18.503	114.7	1:04.257	67.67	10.623	15:40:35.738			
2 -	21.525	77.8	15.295	77.6	18.210	113.7	55.030	79.02	1.396	15:41:30.768			
3 -	21.256	75.6	15.292	73.3	18.341	113.7	54.889	79.22	1.255	15:42:25.657			
4 -	21.397	77.1	15.404	72.0	18.296	110.9	55.097	78.92	1.463	15:43:20.754			
5 -	21.117	77.0	15.202	75.8	18.060	112.0	54.379	79.96	0.745	15:44:15.133			
6 -	20.981	77.0	14.950	76.4	18.222	110.7	54.153	80.30	0.519	15:45:09.286			
7 -	20.890	77.3	15.088	78.2	18.200	111.8	54.178	80.26	0.544	15:46:03.464			
8 -	20.877	77.0	14.908	79.1	18.015	111.8	53.800	80.82	0.166	15:46:57.264			
9 -	20.879	77.2	14.934	80.1	17.901	112.2	53.714 (2)	80.95	0.080	15:47:50.978			
10 -	20.757	77.2	14.905	78.9	18.077	112.4	53.739 (3)	80.92	0.105	15:48:44.717			
11 -	20.910	77.3	14.773	81.4	18.112	111.1	53.795	80.83	0.161	15:49:38.512			
12 -	20.578	77.9	15.061	79.0	18.164	112.0	53.803	80.82	0.169	15:50:32.315			
13 -	20.678	78.4	14.972	78.6	18.122	111.8	53.772	80.87	0.138	15:51:26.087			
14 -	20.599	78.5	14.873	79.8	18.162	110.9	53.634 (1)	81.07		15:52:19.721			
15 -	20.919	72.0	15.647	81.4	17.899	112.4	54.465	79.84	0.831	15:53:14.186			

P29 90 Greg GREENWOOD		Luyten Honda - FPW Racing											
LAP	SECTOR 1	SECTOR 2	SECTOR 3	LAP TIME	MPH	DIFF	TIME OF DAY						
1 -		76.6	16.164	74.0	18.926	116.1	1:05.245	66.64	11.539	15:40:36.726			
2 -	21.515	75.6	15.583	76.0	18.247	117.7	55.345	78.57	1.639	15:41:32.071			
3 -	21.015	75.8	15.646	77.9	18.114	116.7	54.775	79.39	1.069	15:42:26.846			
4 -	21.195	75.7	15.390	76.8	18.138	118.3	54.723	79.46	1.017	15:43:21.569			
5 -	21.757	74.9	15.252	79.6	17.911	117.7	54.920	79.18	1.214	15:44:16.489			
6 -	21.210	76.5	15.098	80.7	17.897	115.5	54.205	80.22	0.499	15:45:10.694			
7 -	21.648	75.7	15.348	78.9	17.995	115.5	54.991	79.07	1.285	15:46:05.685			
8 -	20.925	75.4	14.991	82.5	17.896	115.7	53.812 (2)	80.81	0.106	15:46:59.497			
9 -	21.130	74.3	15.124	78.2	17.947	115.5	54.201	80.23	0.495	15:47:53.698			
10 -	20.997	74.9	15.102	78.2	17.976	115.7	54.075	80.41	0.369	15:48:47.773			
11 -	21.141	75.3	15.193	78.7	18.079	116.9	54.413	79.91	0.707	15:49:42.186			
12 -	21.077	75.2	14.875	81.7	17.923	114.9	53.875 (3)	80.71	0.169	15:50:36.061			
13 -	21.182	72.4	15.165	81.1	17.845	115.3	54.192	80.24	0.486	15:51:30.253			
14 -	20.938	75.6	14.916	81.7	17.852	115.3	53.706 (1)	80.97		15:52:23.959			
15 -	21.682	75.5	15.197	77.4	18.245	113.9	55.124	78.88	1.418	15:53:19.083			

P30 47 Jake ARCHER		Honda - Jake Archer Racing											
LAP	SECTOR 1	SECTOR 2	SECTOR 3	LAP TIME	MPH	DIFF	TIME OF DAY						
1 -		78.8	15.934	79.1	18.314	119.6	1:03.767	68.19	9.684	15:40:35.248			
2 -	21.812	79.1	15.272	78.9	18.155	117.1	55.239	78.72	1.156	15:41:30.487			
3 -	21.280	78.0	15.523	75.9	18.370	116.3	55.173	78.81	1.090	15:42:25.660			
4 -	21.935	77.7	15.508	76.8	18.111	120.0	55.554	78.27	1.471	15:43:21.214			
5 -	21.542	78.4	15.240	80.6	17.921	117.3	54.703	79.49	0.620	15:44:15.917			

Weather / Track : Sunny / Dry

Brands Hatch Indy
Circuit Length = 1.2079 miles
Start: 15:39 Flag 15:53 End: 15:54

MCRCB BULLETIN TK362

2014 MCE British Superbike Championship - Round 1

2014 Motul British Motostar Championship

RACE 13 - SECTOR ANALYSIS

SECTOR 1 = FL to I1, SECTOR 2 = I1 to I2, SECTOR 3 = I2 to FL, DIFF = Difference To Personal Best Lap

6 -	21.030	78.0	15.046	80.7	18.055	117.7	54.131	(2)	80.33	0.048	15:45:10.048
7 -	21.045	78.0	15.070	80.4	18.067	117.5	54.182	(3)	80.25	0.099	15:46:04.230
8 -	21.055	77.5	15.008	79.6	18.020	117.3	54.083	(1)	80.40		15:46:58.313
9 -	21.198	76.6	15.102	80.0	17.997	117.1	54.297		80.08	0.214	15:47:52.610
10 -	21.293	76.4	15.121	78.2	18.081	116.7	54.495		79.79	0.412	15:48:47.105
11 -	21.435	77.0	15.314	79.0	18.199	116.1	54.948		79.14	0.865	15:49:42.053
12 -	21.376	78.0	15.244	80.3	18.030	117.7	54.650		79.57	0.567	15:50:36.703
13 -	21.491	75.0	15.364	79.8	17.954	117.5	54.809		79.34	0.726	15:51:31.512
14 -	21.197	75.6	15.288	80.6	17.855	118.7	54.340		80.02	0.257	15:52:25.852
15 -	21.190	76.9	15.312	80.7	17.989	116.9	54.491		79.80	0.408	15:53:20.343

P31		4		Louis VALLELEY		KTM - Cresswell Racing					
LAP	SECTOR 1	SECTOR 2	SECTOR 3	LAP TIME	MPH	DIFF	TIME OF DAY				
1 -		76.4	15.857	81.0	18.559	115.9	1:03.829	68.12	9.169		15:40:35.310
2 -	21.374	76.1	15.439	79.3	18.390	113.7	55.203	78.77	0.543		15:41:30.513
3 -	21.190	75.9	15.404	78.3	18.313	113.5	54.907	79.19	0.247		15:42:25.420
4 -	21.488	74.4	15.678	69.9	18.430	113.1	55.596	78.21	0.936		15:43:21.016
5 -	21.666	76.2	15.131	79.8	18.153	114.3	54.950	79.13	0.290		15:44:15.966
6 -	21.449	75.6	15.064	82.0	18.147	113.5	54.660	(1)	79.55		15:45:10.626
7 -	21.519	73.7	15.314	80.4	18.287	112.0	55.120	78.89	0.460		15:46:05.746
8 -	21.466	74.8	15.165	80.6	18.260	113.3	54.891	79.22	0.231		15:47:00.637
9 -	21.426	75.0	15.191	80.0	18.335	112.4	54.952	79.13	0.292		15:47:55.589
10 -	21.414	76.4	15.231	82.3	18.263	112.7	54.908	79.19	0.248		15:48:50.497
11 -	21.429	73.3	15.148	81.3	18.323	112.0	54.900	79.20	0.240		15:49:45.397
12 -	21.399	75.5	15.012	83.0	18.379	112.5	54.790	(3)	79.36	0.130	15:50:40.187
13 -	21.417	77.0	15.128	80.4	18.238	113.3	54.783	(2)	79.37	0.123	15:51:34.970
14 -	21.501	74.5	15.309	81.3	18.342	112.7	55.152	78.84	0.492		15:52:30.122
15 -	21.342	75.9	15.027	82.8	18.432	111.8	54.801	79.35	0.141		15:53:24.923

P32		7		Jamie ASHBY		Honda - JPA Racing / SP125					
LAP	SECTOR 1	SECTOR 2	SECTOR 3	LAP TIME	MPH	DIFF	TIME OF DAY				
1 -		75.8	16.680	73.2	18.583	116.9	1:05.658	66.23	10.450		15:40:37.139
2 -	21.927	77.0	16.114	74.1	18.475	116.1	56.516	76.94	1.308		15:41:33.655
3 -	21.785	75.8	16.020	75.4	18.320	115.3	56.125	77.48	0.917		15:42:29.780
4 -	21.601	76.1	15.828	76.2	18.286	114.5	55.715	78.05	0.507		15:43:25.495
5 -	21.634	76.5	15.937	75.5	18.284	114.9	55.855	77.85	0.647		15:44:21.350
6 -	21.722	76.5	15.767	75.9	18.316	114.3	55.805	77.92	0.597		15:45:17.155
7 -	21.775	75.6	15.714	76.0	18.299	113.3	55.788	77.94	0.580		15:46:12.943
8 -	21.488	76.2	15.671	75.8	18.210	113.7	55.369	78.53	0.161		15:47:08.312
9 -	21.436	75.9	15.714	76.7	18.155	113.9	55.305	(3)	78.62	0.097	15:48:03.617
10 -	22.853	75.1	15.908	71.8	18.627	115.3	57.388	75.77	2.180		15:49:01.005
11 -	21.444	76.4	15.627	77.5	18.137	113.7	55.208	(1)	78.76		15:49:56.213
12 -	21.467	76.2	15.691	75.7	18.245	114.3	55.403	78.49	0.195		15:50:51.616
13 -	21.517	76.4	15.582	77.2	18.196	113.5	55.295	(2)	78.64	0.087	15:51:46.911
14 -	21.795	75.6	15.575	75.4	18.164	114.5	55.534	78.30	0.326		15:52:42.445
15 -	21.495	76.2	15.588	75.9	18.231	115.7	55.314	78.61	0.106		15:53:37.759

P33		100		Stephen CAMPBELL		Honda - Campbell Racing					
LAP	SECTOR 1	SECTOR 2	SECTOR 3	LAP TIME	MPH	DIFF	TIME OF DAY				
1 -		72.0	16.480	73.3	19.402	112.7	1:07.716	64.21	11.575		15:40:39.197
2 -	22.300	72.4	16.048	72.6	19.216	112.4	57.564	75.54	1.423		15:41:36.761
3 -	21.915	73.7	15.911	74.9	18.847	112.2	56.673	76.73	0.532		15:42:33.434
4 -	22.490	73.6	15.735	77.6	18.712	112.7	56.937	76.37	0.796		15:43:30.371
5 -	22.393	72.4	15.880	71.8	18.983	111.8	57.256	75.95	1.115		15:44:27.627
6 -	22.068	73.0	15.630	73.7	18.719	111.4	56.417	77.07	0.276		15:45:24.044
7 -	22.151	73.1	15.735	73.9	18.759	111.8	56.645	76.76	0.504		15:46:20.689
8 -	21.858	74.6	15.769	72.0	18.824	111.4	56.451	77.03	0.310		15:47:17.140
9 -	22.211	73.0	16.070	74.9	18.576	111.4	56.857	76.48	0.716		15:48:13.997
10 -	21.984	71.6	15.595	77.2	18.762	112.2	56.341	77.18	0.200		15:49:10.338
11 -	22.034	73.5	15.519	76.8	18.588	112.2	56.141	(1)	77.45		15:50:06.479
12 -	23.549	72.5	15.462	74.8	18.539	114.5	57.550	75.56	1.409		15:51:04.029
13 -	22.105	74.4	15.592	72.2	18.538	114.5	56.235	(3)	77.32	0.094	15:52:00.264

Brands Hatch Indy
 Circuit Length = 1.2079 miles
 Start: 15:39 Flag 15:53 End: 15:54

Weather / Track : Sunny / Dry

MCRCB BULLETIN TK362

2014 MCE British Superbike Championship - Round 1

2014 Motul British Motostar Championship

RACE 13 - SECTOR ANALYSIS

SECTOR 1 = FL to I1, SECTOR 2 = I1 to I2, SECTOR 3 = I2 to FL, DIFF = Difference To Personal Best Lap

14 -	22.040	71.6	15.704	75.3	18.480	112.7	56.224 (2)	77.34	0.083	15:52:56.488
15 -	22.072	73.7	15.999	70.7	18.921	109.8	56.992	76.30	0.851	15:53:53.480

MCRCB BULLETIN TK363**2014 MCE British Superbike Championship - Round 1****2014 Motul British Motostar Championship****RACE 13 - BEST SPEEDS**

POS	SECTOR 1			SECTOR 2			FINISH LINE		
	NO	NAME	MPH	NO	NAME	MPH	NO	NAME	MPH
1	34	Jordan WEAVING	82.2	66	Joe IRVING	94.1	28	Bradley RAY	126.1
2	36	Jayson URIBE	81.7	69	Tom BOOTH-AMOS	91.3	76	Ryan SAXELBY	123.3
3	6	Taz TAYLOR	81.4	17	James FLITCROFT	91.1	42	James HOBSON	123.1
4	66	Joe IRVING	81.4	12	Edward RENDELL	90.1	17	James FLITCROFT	122.9
5	86	Charlie NESBITT	81.1	24	Daniel COSTILLA	89.8	79	Chris TAYLOR	122.4
6	76	Ryan SAXELBY	81.0	164	Anthony ALONSO	89.4	34	Jordan WEAVING	122.0
7	127	Georgina POLDEN	80.8	41	Milo WARD	89.2	142	Brian SLOOTEN	122.0
8	142	Brian SLOOTEN	80.8	25	Mike BROUWERS	89.1	13	Sam BURMAN	121.7
9	79	Chris TAYLOR	80.4	86	Charlie NESBITT	88.7	36	Jayson URIBE	121.7
10	28	Bradley RAY	80.3	28	Bradley RAY	88.5	127	Georgina POLDEN	121.7
11	72	Alex PERSSON	80.3	127	Georgina POLDEN	88.5	72	Alex PERSSON	121.1
12	24	Daniel COSTILLA	80.2	43	Arnie SHELTON	88.2	66	Joe IRVING	121.1
13	25	Mike BROUWERS	80.1	36	Jayson URIBE	87.7	65	Josh OWENS	120.9
14	17	James FLITCROFT	79.9	6	Taz TAYLOR	87.5	6	Taz TAYLOR	120.6
15	65	Josh OWENS	79.9	142	Brian SLOOTEN	87.5	12	Edward RENDELL	120.4
16	12	Edward RENDELL	79.5	34	Jordan WEAVING	87.2	43	Arnie SHELTON	120.2
17	42	James HOBSON	79.5	64	Asher DURHAM	86.7	47	Jake ARCHER	120.0
18	84	Daniel HERMANSSON	79.3	65	Josh OWENS	86.7	86	Charlie NESBITT	119.4
19	11	Joseph THOMAS	79.1	76	Ryan SAXELBY	86.3	84	Daniel HERMANSSON	118.9
20	19	Kai JOHNSON	79.1	72	Alex PERSSON	86.0	25	Mike BROUWERS	118.5
21	47	Jake ARCHER	79.1	19	Kai JOHNSON	85.3	90	Greg GREENWOOD	118.3
22	164	Anthony ALONSO	79.0	11	Joseph THOMAS	84.8	24	Daniel COSTILLA	118.1
23	45	Mark STRUDWICK	78.5	44	Jake BAYFORD	84.5	41	Milo WARD	117.9
24	44	Jake BAYFORD	78.2	84	Daniel HERMANSSON	83.6	164	Anthony ALONSO	117.3
25	13	Sam BURMAN	78.1	42	James HOBSON	83.6	7	Jamie ASHBY	116.9
26	41	Milo WARD	77.9	79	Chris TAYLOR	83.4	11	Joseph THOMAS	116.7
27	43	Arnie SHELTON	77.7	4	Louis VALLELEY	83.0	64	Asher DURHAM	116.7
28	69	Tom BOOTH-AMOS	77.4	90	Greg GREENWOOD	82.5	19	Kai JOHNSON	116.5
29	4	Louis VALLELEY	77.0	45	Mark STRUDWICK	81.4	4	Louis VALLELEY	115.9
30	7	Jamie ASHBY	77.0	47	Jake ARCHER	80.7	45	Mark STRUDWICK	114.7
31	64	Asher DURHAM	77.0	13	Sam BURMAN	79.8	100	Stephen CAMPBELL	114.5
32	90	Greg GREENWOOD	76.6	100	Stephen CAMPBELL	77.6	44	Jake BAYFORD	114.3
33	35	Elliot LODGE	76.4	7	Jamie ASHBY	77.5	69	Tom BOOTH-AMOS	112.4
34	100	Stephen CAMPBELL	74.6	35	Elliot LODGE	73.7			

Weather / Track : Sunny / Dry

Brands Hatch Indy

Circuit Length = 1.2079 miles

Start: 15:39 Flag 15:53 End: 15:54

Results can be found at www.tsl-timing.com

Printed - 16:01 Monday, 21 April 2014

MCRCB BULLETIN TK364

2014 MCE British Superbike Championship - Round 1

2014 Motul British Motostar Championship

RACE 13 - BEST SECTORS

SECTOR 1			SECTOR 2			SECTOR 3			IDEAL / BEST COMPARISON						
POS	NO	NAME	TIME	NO	NAME	TIME	NO	NAME	TIME	POS	NO	NAME	IDEAL	BEST	DIFF
1	66	IRVING	19.578	66	IRVING	13.747	66	IRVING	16.914				PERFECT LAP	50.239	
2	34	WEAVING	19.600	28	RAY	13.777	28	RAY	16.922	1	66	IRVING	50.239	50.470	0.231
3	76	SAXELBY	19.620	12	RENDELL	13.832	86	NESBITT	16.938	2	76	SAXELBY	50.478	50.638	0.160
4	12	RENDELL	19.633	76	SAXELBY	13.872	36	URIBE	16.980	3	36	URIBE	50.585	50.797	0.212
5	36	URIBE	19.697	24	COSTILLA	13.875	76	SAXELBY	16.986	4	12	RENDELL	50.613	50.823	0.210
6	79	TAYLOR	19.784	6	TAYLOR	13.885	34	WEAVING	17.032	5	34	WEAVING	50.653	50.727	0.074
7	24	COSTILLA	19.806	36	URIBE	13.908	79	TAYLOR	17.063	6	28	RAY	50.710	50.888	0.178
8	86	NESBITT	19.811	17	FLITCROFT	13.978	6	TAYLOR	17.066	7	24	COSTILLA	50.792	50.903	0.111
9	17	FLITCROFT	19.826	34	WEAVING	14.021	17	FLITCROFT	17.102	8	6	TAYLOR	50.800	50.992	0.192
10	6	TAYLOR	19.849	86	NESBITT	14.081	24	COSTILLA	17.111	9	86	NESBITT	50.830	51.071	0.241
11	69	BOOTH-AMOS	19.854	72	PERSSON	14.103	12	RENDELL	17.148	10	17	FLITCROFT	50.906	50.938	0.032
12	72	PERSSON	19.921	127	POLDEN	14.126	65	OWENS	17.157	11	79	TAYLOR	51.315	51.500	0.185
13	11	THOMAS	19.960	41	WARD	14.172	25	BROUWERS	17.229	12	72	PERSSON	51.410	51.564	0.154
14	28	RAY	20.011	142	SLOOTEN	14.179	142	SLOOTEN	17.233	13	127	POLDEN	51.450	51.524	0.074
15	65	OWENS	20.016	164	ALONSO	14.228	164	ALONSO	17.246	14	65	OWENS	51.451	51.619	0.168
16	142	SLOOTEN	20.061	25	BROUWERS	14.268	127	POLDEN	17.260	15	142	SLOOTEN	51.473	51.664	0.191
17	127	POLDEN	20.064	65	OWENS	14.278	84	HERMANSSON	17.267	16	25	BROUWERS	51.562	51.789	0.227
18	25	BROUWERS	20.065	69	BOOTH-AMOS	14.281	41	WARD	17.348	17	164	ALONSO	51.562	51.582	0.020
19	43	SHELTON	20.088	43	SHELTON	14.336	64	DURHAM	17.375	18	41	WARD	51.708	51.889	0.181
20	164	ALONSO	20.088	42	HOBSON	14.455	72	PERSSON	17.386	19	69	BOOTH-AMOS	51.732	51.868	0.136
21	64	DURHAM	20.145	79	TAYLOR	14.468	42	HOBSON	17.453	20	43	SHELTON	51.904	51.904	0.000
22	84	HERMANSSON	20.166	11	THOMAS	14.476	43	SHELTON	17.480	21	84	HERMANSSON	51.916	51.963	0.047
23	41	WARD	20.188	64	DURHAM	14.480	11	THOMAS	17.528	22	11	THOMAS	51.964	52.377	0.413
24	42	HOBSON	20.270	84	HERMANSSON	14.483	69	BOOTH-AMOS	17.597	23	64	DURHAM	52.000	52.072	0.072
25	19	JOHNSON	20.337	44	BAYFORD	14.562	19	JOHNSON	17.661	24	42	HOBSON	52.178	52.324	0.146
26	44	BAYFORD	20.453	19	JOHNSON	14.584	13	BURMAN	17.689	25	19	JOHNSON	52.582	52.742	0.160
27	45	STRUDWICK	20.578	45	STRUDWICK	14.773	44	BAYFORD	17.690	26	44	BAYFORD	52.705	52.878	0.173
28	13	BURMAN	20.864	90	GREENWOOD	14.875	90	GREENWOOD	17.845	27	45	STRUDWICK	53.250	53.634	0.384
29	90	GREENWOOD	20.925	13	BURMAN	14.906	47	ARCHER	17.855	28	13	BURMAN	53.459	53.539	0.080
30	47	ARCHER	21.030	47	ARCHER	15.008	45	STRUDWICK	17.899	29	90	GREENWOOD	53.645	53.706	0.061
31	4	VALLELEY	21.190	4	VALLELEY	15.012	7	ASHBY	18.137	30	47	ARCHER	53.893	54.083	0.190
32	7	ASHBY	21.436	100	CAMPBELL	15.462	4	VALLELEY	18.147	31	4	VALLELEY	54.349	54.660	0.311
33	100	CAMPBELL	21.858	7	ASHBY	15.575	100	CAMPBELL	18.480	32	7	ASHBY	55.148	55.208	0.060
34				35	LODGE	16.110				33	100	CAMPBELL	55.800	56.141	0.341

Weather / Track : Sunny / Dry

Brands Hatch Indy
 Circuit Length = 1.2079 miles
 Start: 15:39 Flag 15:53 End: 15:54

Results can be found at www.tsl-timing.com

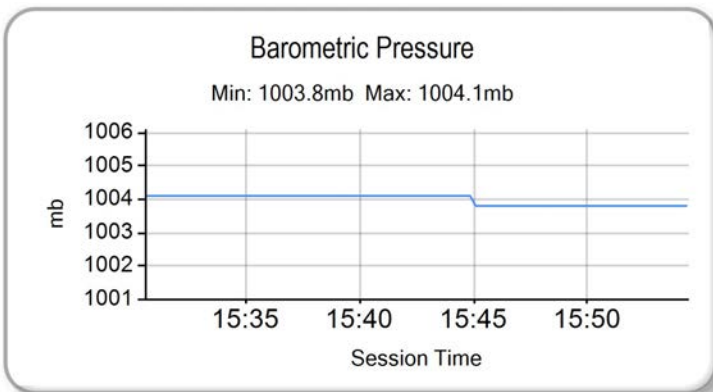
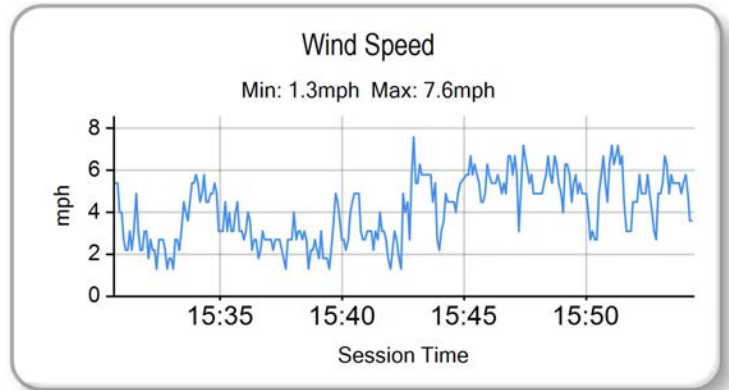
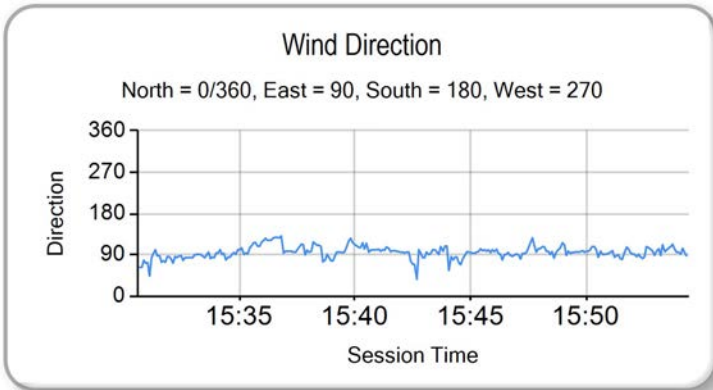
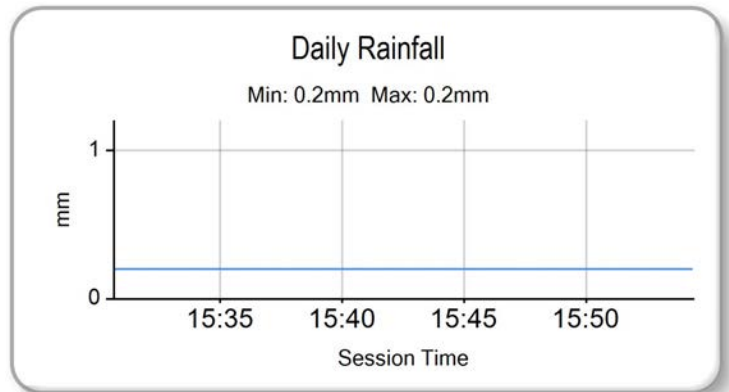
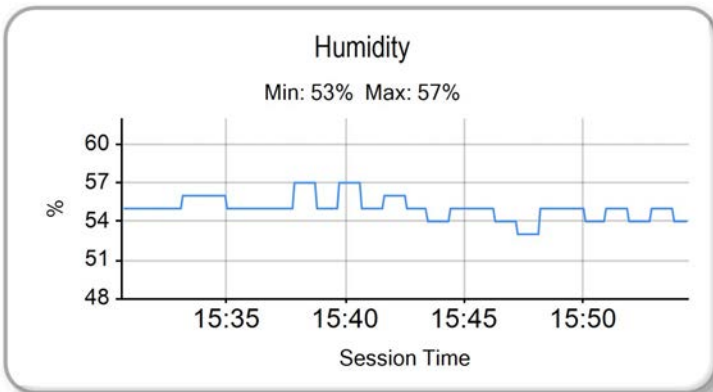
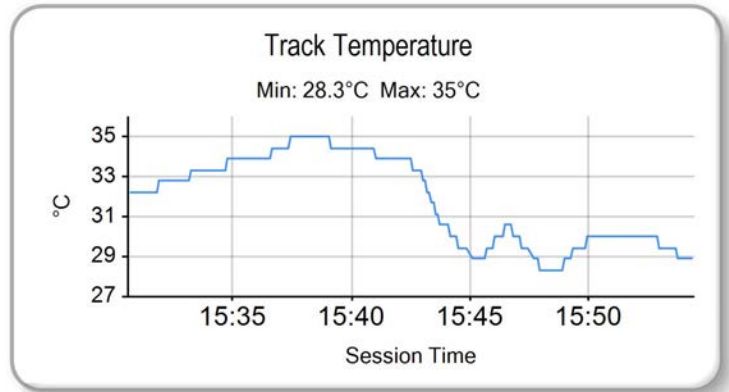
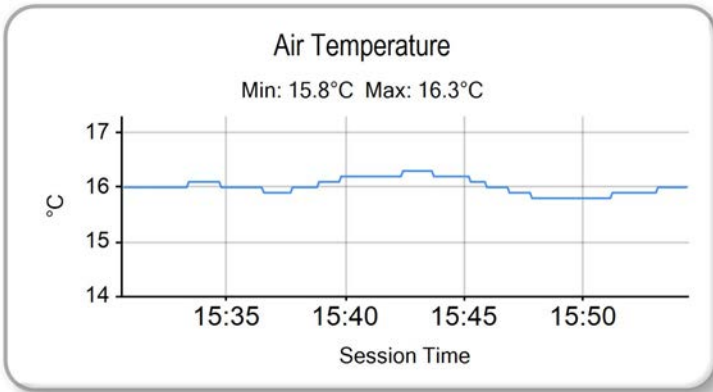
Printed - 16:02 Monday, 21 April 2014

MCRCB BULLETIN TK365

2014 MCE British Superbike Championship - Round 1

2014 Motul British Motostar Championship

RACE 13 - WEATHER CONDITIONS



Weather / Track : Sunny / Dry

Results can be found at www.tsl-timing.com

Brands Hatch Indy
Circuit Length = 1.2079 miles
Start: 15:39 Flag 15:53 End: 15:54

Printed - 16:02 Monday, 21 April 2014

