



MOTOSTAR

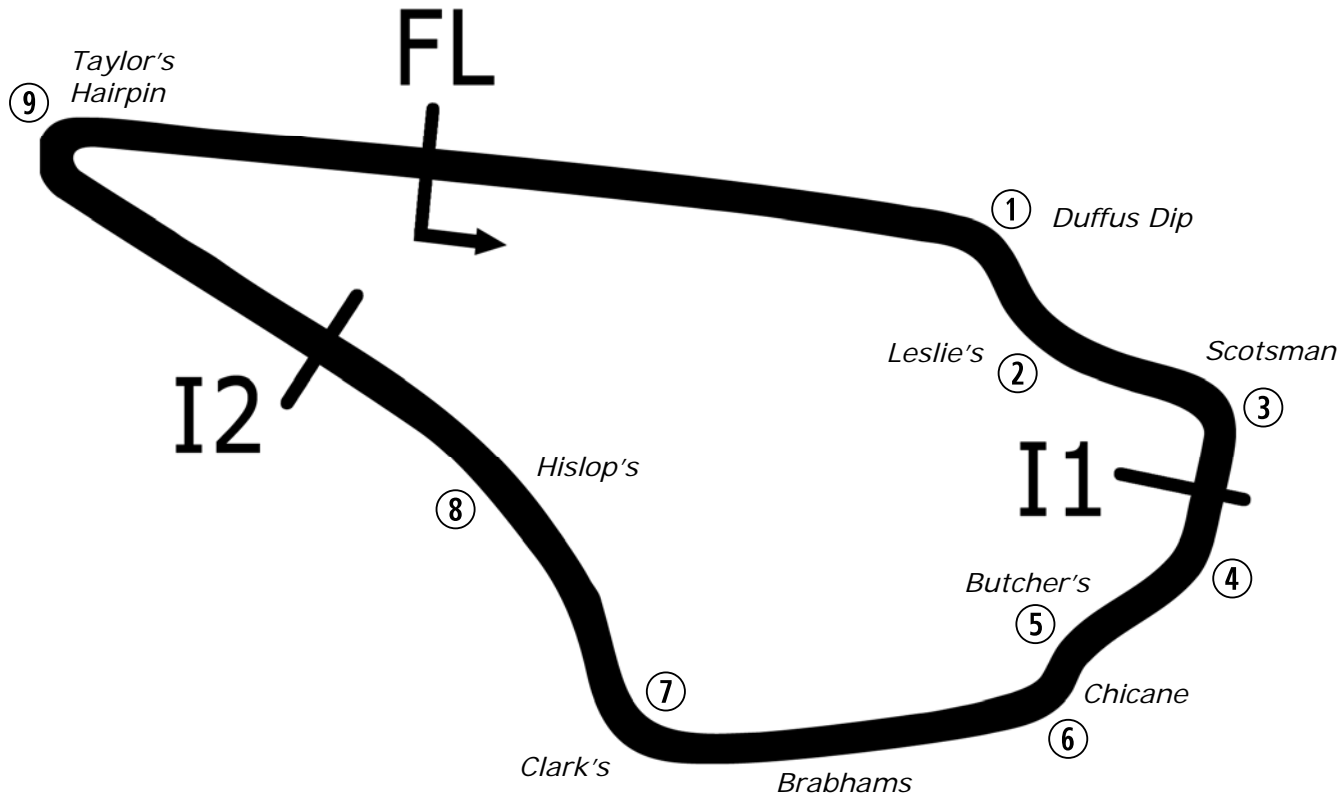
Round 4
Knockhill

27th – 29th June 2014

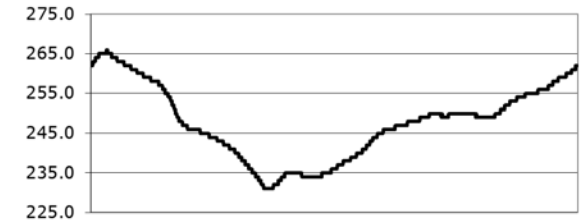


Results Provided by Timing Solutions Ltd
www.tsl-timing.com

Knockhill



Circuit Altitude (m)



Length	1.2669 miles	2039.0 m	
FL		56.13099 N	3.50816 W
I1	697m	56.12864 N	3.49941 W
I2	1508m	56.12969 N	3.50906 W
Pit Entry	2039m	56.13098 N	3.50793 W
Pit Exit	183m after FL	56.13080 N	3.50519 W
Pit Entry–Pit Exit 175m, 10.5s @60kph, 7.8s @80kph			

Revised circuit length due to alterations at the Hairpin.

Lap Records		Best Sector Information					
		Sector 1	S1 Trap (mph)	Sector 2	S2 Trap (mph)	Sector 3	F/L Trap (mph)
Superbike	To Be Est	15.831	NONE	18.639	151.1	N/A	N/A
Supersport	To Be Est	16.172	NONE	19.284	137.7	N/A	N/A
Superstock 1000	To Be Est	16.400	NONE	19.448	144.6	N/A	N/A
Superstock 600	To Be Est	16.738	NONE	20.059	133.9	N/A	N/A
Motostar	To Be Est	17.285	NONE	20.599	116.5	N/A	N/A
F1 Sidecar	To Be Est	16.492	NONE	19.675	127.3	N/A	N/A
Triumph TC							
Ducati Cup	To Be Est						

All results available at www.tsl-timing.com



POS	NO	CL	PIC NAME	ENTRY	TIME	ON	LAPS	GAP	DIFF	MPH
1	34	M3	1 Jordan WEAIVING	KTM - Jordan Racing / Burkert	55.377	21	21			82.36
2	66	M3	2 Joe IRVING	KTM - Redline KTM	55.454	13	19	0.077	0.077	82.25
3	36	M3	3 Jayson URIBE	Honda - FPW Racing / RSR	55.833	21	21	0.456	0.379	81.69
4	12		1 Edward RENDELL	Honda - Banks Racing	55.894	17	18	0.517	0.061	81.60
5	6		2 Taz TAYLOR	Luyten Honda - FPW Racing / Hookless Holidays	56.112	17	18	0.735	0.218	81.28
6	86	M3	4 Charlie NESBITT	Repli-Cast - Repli-Cast UK	56.407	18	21	1.030	0.295	80.86
7	43		3 Arnie SHELTON	Honda - e3 Motorsport with Shelton Racing	57.650	13	13	2.273	1.243	79.11
8	19		4 Kai JOHNSON	Nykos - Kinpac Racing	57.857	18	21	2.480	0.207	78.83
9	35		5 Elliot LODGE	Honda - SP125 / Spike Racing	57.989	19	20	2.612	0.132	78.65
10	164		6 Anthony ALONSO	Honda - SP125 / BARF Racing	58.040	14	15	2.663	0.051	78.58
11	13	M3	5 Sam BURMAN	Honda - WNT / Burman Racing	58.086	19	20	2.709	0.046	78.52
12	79	M3	6 Chris TAYLOR	Honda - Ducati Coventry	58.610	16	19	3.233	0.524	77.82
13	11		7 Joseph THOMAS	Honda - Moto UK Racing	59.122	18	18	3.745	0.512	77.14
14	64		8 Asher DURHAM	Honda - SP125Racing.com	59.129	19	20	3.752	0.007	77.13
15	4		9 Louis VALLELEY	KTM - Century 21 / Cresswell Racing	59.528	15	18	4.151	0.399	76.62
16	127		10 Georgina POLDEN	Honda - RS Racing	1:00.416	15	18	5.039	0.888	75.49
17	74	M3	7 Joe THOMPSON	Repli-Cast - Repli-Cast UK	1:00.434	16	18	5.057	0.018	75.47
18	65		11 Josh OWENS	Honda - RCD Motorsport	1:00.680	4	4	5.303	0.246	75.16
19	51		12 Gillian McGAW	Honda - Gillian McGaw Racing	1:00.726	6	7	5.349	0.046	75.10
QUALIFYING LAPTIME (110.0% of 55.377) = 1:00.914										
20	90		13 Greg GREENWOOD	Luyten Honda - FPW Racing	1:01.098	17	18	5.721	0.372	74.65
21	7		14 Jamie ASHBY	Honda - JPA Racing / SP125	1:01.548	18	18	6.171	0.450	74.10
22	100		15 Stephen CAMPBELL	Honda - Campbell Racing	1:03.968	13	16	8.591	2.420	71.30
23	42	M3	8 James HOBSON	Honda - Two 4 Motorsport			1			

Weather / Track : Bright / Dry

These results are provisional until the conclusion of any judicial and technical matters.

Knockhill

Circuit Length = 1.2669 miles

Start: 09:00 Flag 09:20 End: 09:22

Race Director :	Stewards :	Timekeeper :
-----------------	------------	--------------

Results can be found at www.britishsuperbike.com

Printed - 09:23 Friday, 27 June 2014



MCRCB BULLETIN TK002

2014 MCE British Superbike Championship - Round 4

2014 Motul British Motostar Championship

FREE PRACTICE 1 - SECTOR ANALYSIS

SECTOR 1 = FL to I1, SECTOR 2 = I1 to I2, SECTOR 3 = I2 to FL, DIFF = Difference To Personal Best Lap

P1 34 M3 Jordan WEAVING		KTM - Jordan Racing / Burkert							
IDEAL LAP TIME : 55.312		BEST LAP TIME : 55.377		DIFFERENCE : 0.065					
LAP	SECTOR 1	SECTOR 2	SECTOR 3	LAP TIME	MPH	DIFF	TIME OF DAY		
1 -	OUTLAP	25.275	100.6	17.901	96.1		09:01:29.971		
2 -	20.247	25.483	102.4	17.676	97.6	1:03.406	09:02:33.377		
3 -	20.447	24.148	102.4	16.595	100.6	1:01.190	09:03:34.567		
4 -	19.669	22.923	109.2	16.338	100.6	58.930	09:04:33.497		
5 -	19.461	24.625	109.1	16.179	100.7	1:00.265	09:05:33.762		
6 -	19.192	22.894	109.2	16.036	100.9	58.122	09:06:31.884		
7 -	18.872	22.333	109.6	15.988	100.9	57.193	09:07:29.077		
8 -	18.796	23.975	109.8	16.043	100.3	58.814	09:08:27.891		
9 -	18.975	22.400	109.2	16.000	100.7	57.375	09:09:25.266		
10 -	19.937	24.164	103.8	16.014	100.7	1:00.115	09:10:25.381		
11 -	18.474	22.049	110.1	15.712	101.2	56.235	09:11:21.616		
12 -	18.318	21.934	110.5	15.597	101.2	55.849	09:12:17.465		
13 -	18.530	23.208	110.3	15.833	101.0	57.571	09:13:15.036		
14 -	19.110	22.548	111.1	15.781	101.6	57.439	09:14:12.475		
15 -	18.718	22.801	107.7	15.866	100.9	57.385	09:15:09.860		
16 -	18.266	21.742	110.3	15.520	100.7	55.528 (3)	09:16:05.388		
17 -	18.194	21.806	110.9	15.487	102.2	55.487 (2)	09:17:00.875		
18 -	18.746	22.150	110.0	15.807	100.7	56.703	09:17:57.578		
19 -	18.945	22.418	110.0	16.109	91.8	57.472	09:18:55.050		
20 -	19.188	21.709	111.4	15.642	101.5	56.539	09:19:51.589		
21 -	18.225	21.631	112.0	15.521	101.6	55.377 (1)	09:20:46.966		

P2 66 M3 Joe IRVING		KTM - Redline KTM							
IDEAL LAP TIME : 55.199		BEST LAP TIME : 55.454		DIFFERENCE : 0.255					
LAP	SECTOR 1	SECTOR 2	SECTOR 3	LAP TIME	MPH	DIFF	TIME OF DAY		
1 -	OUTLAP	24.237	111.2	17.074	104.6		09:02:21.669		
2 -	19.557	23.539	111.1	16.126	105.1	59.222	09:03:20.891		
3 -	19.514	22.657	112.5	16.072	99.8	58.243	09:04:19.134		
4 -	18.814	23.227	110.5	15.922	105.5	57.963	09:05:17.097		
5 -	18.828	23.573	113.1	15.905	105.6	58.306	09:06:15.403		
6 -	18.872	22.719	112.0	15.800	105.1	57.391	09:07:12.794		
7 -	18.548	22.184	112.7	15.830	105.1	56.562	09:08:09.356		
8 -	18.284	22.196	112.5	15.608	105.5	56.088	09:09:05.444		
9 -	19.813	24.599	104.8	19.954	34.4	1:04.366	09:10:09.810		
10 -	OUTLAP	23.444	111.6	15.894	104.8	1:54.118	09:12:03.928		
11 -	18.333	22.343	113.5	16.133	105.3	56.809	09:13:00.737		
12 -	18.094	22.045	113.3	15.528	106.0	55.667 (3)	09:13:56.404		
13 -	18.092	21.729	113.9	15.633	107.2	55.454 (1)	09:14:51.858		
14 -	17.942	22.351	112.4	15.541	105.3	55.834	09:15:47.692		
15 -	18.190	21.961	111.8	15.751	105.3	55.902	09:16:43.594		
16 -	19.009	22.948	111.1	15.796	105.0	57.753	09:17:41.347		
17 -	18.149	21.765	112.2	15.686	105.3	55.600 (2)	09:18:36.947		
18 -	18.104	21.998	113.3	16.002	105.1	56.104	09:19:33.051		
19 -	18.631	22.328	111.6	21.150	32.9	1:02.109	09:20:35.160		

P3 36 M3 Jayson URIBE		Honda - FPW Racing / RSR							
IDEAL LAP TIME : 55.694		BEST LAP TIME : 55.833		DIFFERENCE : 0.139					
LAP	SECTOR 1	SECTOR 2	SECTOR 3	LAP TIME	MPH	DIFF	TIME OF DAY		
1 -	OUTLAP	26.759	104.5	19.877	98.5		09:01:19.773		
2 -	21.095	24.594	105.3	17.953	100.6	1:03.642	09:02:23.415		
3 -	19.776	23.301	106.5	17.291	101.2	1:00.368	09:03:23.783		
4 -	19.665	22.882	105.8	16.871	100.6	59.418	09:04:23.201		
5 -	19.161	23.161	105.8	16.642	100.4	58.964	09:05:22.165		
6 -	19.061	23.245	106.1	16.722	98.9	59.028	09:06:21.193		
7 -	19.804	23.234	104.8	16.337	101.0	59.375	09:07:20.568		
8 -	19.082	22.497	104.5	16.243	101.5	57.822	09:08:18.390		
9 -	19.043	22.618	105.5	16.083	98.9	57.744	09:09:16.134		
10 -	18.498	22.387	106.1	16.005	101.3	56.890	09:10:13.024		

Weather / Track : Bright / Dry

Knockhill
Circuit Length = 1.2669 miles
Start: 09:00 Flag 09:20 End: 09:22

MCRCB BULLETIN TK002

2014 MCE British Superbike Championship - Round 4

2014 Motul British Motostar Championship

FREE PRACTICE 1 - SECTOR ANALYSIS

SECTOR 1 = FL to I1, SECTOR 2 = I1 to I2, SECTOR 3 = I2 to FL, DIFF = Difference To Personal Best Lap

11 -	19.063	23.254	106.5	16.873	102.2	59.190	77.05	3.357	09:11:12.214
12 -	19.800	22.431	106.3	15.841	101.9	58.072	78.54	2.239	09:12:10.286
13 -	18.730	23.347	106.6	16.072	100.7	58.149	78.43	2.316	09:13:08.435
14 -	18.527	22.143	106.0	15.723	101.5	56.393	80.88	0.560	09:14:04.828
15 -	18.431	22.016	106.6	16.025	101.9	56.472	80.76	0.639	09:15:01.300
16 -	18.552	22.013	105.6	15.694	101.5	56.259	81.07	0.426	09:15:57.559
17 -	18.357	21.940	107.0	16.143	102.2	56.440	80.81	0.607	09:16:53.999
18 -	19.753	23.073	106.6	16.089	101.6	58.915	77.41	3.082	09:17:52.914
19 -	18.310	21.916	106.5	15.658	100.9	55.884 (2)	81.61	0.051	09:18:48.798
20 -	18.445	21.838	106.3	15.628	101.0	55.911 (3)	81.57	0.078	09:19:44.709
21 -	18.228	21.893	106.8	15.712	100.3	55.833 (1)	81.69		09:20:40.542

P4 12 Edward RENDELL		Honda - Banks Racing							
IDEAL LAP TIME : 55.676		BEST LAP TIME : 55.894		DIFFERENCE : 0.218					
LAP	SECTOR 1	SECTOR 2	SECTOR 3	LAP TIME	MPH	DIFF	TIME OF DAY		
1 -	OUTLAP	26.081	88.7	19.705	79.6		09:01:21.204		
2 -	21.723	25.674	83.9	18.309	83.5	1:05.706	09:02:26.910		
3 -	20.860	23.792	92.8	17.857	86.7	1:02.509	09:03:29.419		
4 -	20.565	24.037	90.6	17.581	86.8	1:02.183	09:04:31.602		
5 -	20.661	23.955	91.1	17.407	86.0	1:02.023	09:05:33.625		
6 -	20.588	23.664	94.5	17.245	90.4	1:01.497	09:06:35.122		
7 -	19.702	23.770	92.8	20.020	34.2	1:03.492	09:07:38.614		
8 -	OUTLAP	23.101	102.4	16.606	96.9	2:12.322	09:09:50.936		
9 -	18.968	22.612	104.2	16.376	96.2	57.956	09:10:48.892		
10 -	18.538	22.027	104.5	16.000	96.9	56.565 (3)	09:11:45.457		
11 -	18.416	22.385	104.8	16.169	96.6	56.970	09:12:42.427		
12 -	18.428	22.456	106.3	16.000	97.3	56.884	09:13:39.311		
13 -	18.437	22.587	104.2	16.109	96.9	57.133	09:14:36.444		
14 -	18.435	21.956	105.8	15.948	96.4	56.339 (2)	09:15:32.783		
15 -	18.450	22.233	105.5	19.703	37.8	1:00.386	09:16:33.169		
16 -	OUTLAP	22.407	106.5	15.914	96.9	2:21.954	09:18:55.123		
17 -	18.181	21.640	105.6	16.073	96.9	55.894 (1)	81.60	09:19:51.017	
18 -	18.377	21.581	107.8	17.946	38.7	57.904	78.77	2.010	09:20:48.921

P5 6 Taz TAYLOR		Luyten Honda - FPW Racing / Hookless Holidays							
IDEAL LAP TIME : 55.958		BEST LAP TIME : 56.112		DIFFERENCE : 0.154					
LAP	SECTOR 1	SECTOR 2	SECTOR 3	LAP TIME	MPH	DIFF	TIME OF DAY		
1 -	OUTLAP	30.015	76.6	21.261	74.5		09:02:41.311		
2 -	24.147	30.268	73.3	24.150	34.4	1:18.565	09:03:59.876		
3 -	OUTLAP	24.859	106.1	16.803	101.0	1:59.959	09:05:59.835		
4 -	20.012	23.531	109.2	16.204	102.6	59.747	09:06:59.582		
5 -	19.681	23.706	112.4	16.509	102.9	59.896	09:07:59.478		
6 -	20.472	25.130	108.9	16.229	102.2	1:01.831	09:09:01.309		
7 -	19.708	24.425	109.8	16.323	102.1	1:00.456	09:10:01.765		
8 -	18.994	23.146	111.4	16.103	102.6	58.243	09:11:00.008		
9 -	19.476	23.315	112.5	15.980	102.6	58.771	09:11:58.779		
10 -	19.165	23.385	108.7	15.900	102.7	58.450	09:12:57.229		
11 -	19.166	22.639	110.1	15.703	102.7	57.508	09:13:54.737		
12 -	18.843	22.401	110.7	15.720	103.0	56.964	09:14:51.701		
13 -	18.794	23.054	109.6	15.836	103.2	57.684	09:15:49.385		
14 -	18.475	22.493	110.1	15.533	102.7	56.501 (3)	09:16:45.886		
15 -	18.490	22.300	112.4	15.867	102.9	56.657	09:17:42.543		
16 -	18.275	22.182	110.7	15.712	102.9	56.169 (2)	81.20	09:18:38.712	
17 -	18.243	22.247	111.4	15.622	103.5	56.112 (1)	81.28	09:19:34.824	
18 -	18.518	23.167	110.3	15.885	102.1	57.570	79.22	1.458	09:20:32.394

P6 86 M3 Charlie NESBITT		Repli-Cast - Repli-Cast UK							
IDEAL LAP TIME : 56.286		BEST LAP TIME : 56.407		DIFFERENCE : 0.121					
LAP	SECTOR 1	SECTOR 2	SECTOR 3	LAP TIME	MPH	DIFF	TIME OF DAY		
1 -		25.698	105.3	17.838	97.2		09:01:07.923		
2 -	20.422	24.833	107.3	16.595	98.8	1:01.850	09:02:09.773		
3 -	19.542	23.620	106.6	16.234	100.1	59.396	76.79	2.989	09:03:09.169

Weather / Track : Bright / Dry

Knockhill
Circuit Length = 1.2669 miles
Start: 09:00 Flag 09:20 End: 09:22

MCRCB BULLETIN TK002

2014 MCE British Superbike Championship - Round 4

2014 Motul British Motostar Championship

FREE PRACTICE 1 - SECTOR ANALYSIS

SECTOR 1 = FL to I1, SECTOR 2 = I1 to I2, SECTOR 3 = I2 to FL, DIFF = Difference To Personal Best Lap

4 -	19.364	23.783	107.5	16.295	100.1	59.442	76.73	3.035	09:04:08.611
5 -	19.398	23.454	106.6	16.334	99.5	59.186	77.06	2.779	09:05:07.797
6 -	19.338	23.580	106.5	16.267	100.6	59.185	77.06	2.778	09:06:06.982
7 -	19.094	23.130	107.5	16.312	99.8	58.536	77.91	2.129	09:07:05.518
8 -	19.201	23.173	106.6	16.369	100.3	58.743	77.64	2.336	09:08:04.261
9 -	18.860	23.870	107.0	16.459	100.4	59.189	77.06	2.782	09:09:03.450
10 -	19.883	22.968	108.7	16.475	100.9	59.326	76.88	2.919	09:10:02.776
11 -	18.750	22.790	107.2	16.591	100.6	58.131	78.46	1.724	09:11:00.907
12 -	19.019	23.191	109.6	16.220	101.5	58.430	78.06	2.023	09:11:59.337
13 -	19.209	23.770	109.1	16.665	99.5	59.644	76.47	3.237	09:12:58.981
14 -	19.007	22.781	108.2	16.145	100.4	57.933	78.73	1.526	09:13:56.914
15 -	18.503	22.529	108.9	15.974	100.0	57.006	80.01	0.599	09:14:53.920
16 -	18.530	22.216	108.7	16.396	99.7	57.142	79.82	0.735	09:15:51.062
17 -	18.483	22.209	108.2	16.037	99.4	56.729 (3)	80.40	0.322	09:16:47.791
18 -	18.456	22.069	109.2	15.882	100.9	56.407 (1)	80.86		09:17:44.198
19 -	18.451	22.209	108.0	15.930	100.3	56.590 (2)	80.59	0.183	09:18:40.788
20 -	18.335	22.590	107.8	16.160	100.0	57.085	79.90	0.678	09:19:37.873
21 -	19.118	22.640	109.1	16.009	100.3	57.767	78.95	1.360	09:20:35.640

P7	43	Arnie SHELTON			Honda - e3 Motorsport with Shelton Racing			
IDEAL LAP TIME : 57.573		BEST LAP TIME : 57.650		DIFFERENCE : 0.077				

LAP	SECTOR 1	SECTOR 2	SECTOR 3	LAP TIME	MPH	DIFF	TIME OF DAY
1 -	OUTLAP	27.073	98.2	18.298	96.1		09:04:45.222
2 -	21.181	24.545	105.8	17.584	99.7	1:03.310	09:05:48.532
3 -	20.717	25.211	103.8	17.160	98.2	1:03.088	09:06:51.620
4 -	19.906	23.792	105.8	16.695	99.8	1:00.393	09:07:52.013
5 -	19.506	23.304	106.6	16.531	100.1	59.341	09:08:51.354
6 -	19.519	23.203	106.6	16.376	100.0	59.098	09:09:50.452
7 -	19.282	23.096	107.0	17.145	99.5	59.523	09:10:49.975
8 -	19.017	23.027	106.5	16.228	99.8	58.272 (2)	09:11:48.247
9 -	19.207	23.366	107.3	19.008	38.9	1:01.581	09:12:49.828
10 -	OUTLAP	24.791	103.8	16.898	100.0	4:40.104	09:17:29.932
11 -	19.552	23.133	107.0	16.404	99.8	59.089	09:18:29.021
12 -	18.905	23.765	106.0	16.144	100.4	58.814 (3)	09:19:27.835
13 -	18.888	22.541	107.5	16.221	100.0	57.650 (1)	09:20:25.485

P8	19	Kai JOHNSON			Nykos - Kinpac Racing			
IDEAL LAP TIME : 57.745		BEST LAP TIME : 57.857		DIFFERENCE : 0.112				

LAP	SECTOR 1	SECTOR 2	SECTOR 3	LAP TIME	MPH	DIFF	TIME OF DAY
1 -		26.132	101.8	20.071	87.1		09:01:11.431
2 -	20.410	24.096	101.8	18.034	94.6	1:02.540	09:02:13.971
3 -	19.661	23.529	107.5	16.998	98.2	1:00.188	09:03:14.159
4 -	19.637	24.046	104.8	16.940	98.3	1:00.623	09:04:14.782
5 -	19.590	23.748	105.6	16.728	98.6	1:00.066	09:05:14.848
6 -	20.059	23.569	106.6	16.599	97.6	1:00.227	09:06:15.075
7 -	19.650	23.785	104.0	16.441	98.3	59.876	09:07:14.951
8 -	19.143	23.502	104.6	16.265	98.8	58.910	09:08:13.861
9 -	19.300	23.597	105.6	16.404	98.2	59.301	09:09:13.162
10 -	19.205	23.568	106.1	16.490	98.3	59.263	09:10:12.425
11 -	19.062	23.856	105.0	16.675	99.8	59.593	09:11:12.018
12 -	20.444	23.024	105.0	16.236	98.3	59.704	09:12:11.722
13 -	19.572	23.027	106.1	16.640	97.8	59.239	09:13:10.961
14 -	19.100	23.594	105.1	16.444	98.5	59.138	09:14:10.099
15 -	19.538	23.458	104.8	16.487	97.8	59.483	09:15:09.582
16 -	19.027	22.862	104.3	16.349	97.8	58.238	09:16:07.820
17 -	18.857	23.007	104.2	16.138	98.3	58.002 (2)	09:17:05.822
18 -	18.745	22.865	104.6	16.247	97.8	57.857 (1)	09:18:03.679
19 -	18.784	22.967	105.0	16.269	97.9	58.020 (3)	09:19:01.699
20 -	18.959	23.097	105.3	16.144	98.9	58.200	09:19:59.899
21 -	19.396	23.444	105.6	16.732	96.2	59.572	09:20:59.471

Weather / Track : Bright / Dry

Knockhill
Circuit Length = 1.2669 miles
Start: 09:00 Flag 09:20 End: 09:22

2014 MCE British Superbike Championship - Round 4**2014 Motul British Motostar Championship****FREE PRACTICE 1 - SECTOR ANALYSIS**

SECTOR 1 = FL to I1, SECTOR 2 = I1 to I2, SECTOR 3 = I2 to FL, DIFF = Difference To Personal Best Lap

P9 35 Elliot LODGE						Honda - SP125 / Spike Racing			
IDEAL LAP TIME : 57.827		BEST LAP TIME : 57.989		DIFFERENCE : 0.162					
LAP	SECTOR 1	SECTOR 2		SECTOR 3		LAP TIME	MPH	DIFF	TIME OF DAY
1 -	OUTLAP	27.974	85.8	20.610	83.1				09:01:23.853
2 -	23.323	26.718	93.8	19.074	87.8	1:09.115	65.99	11.126	09:02:32.968
3 -	22.185	25.328	95.3	18.809	87.3	1:06.322	68.77	8.333	09:03:39.290
4 -	21.662	26.334	93.2	18.819	91.8	1:06.815	68.26	8.826	09:04:46.105
5 -	20.820	25.249	95.5	18.541	87.2	1:04.610	70.59	6.621	09:05:50.715
6 -	21.125	24.835	101.8	18.046	94.2	1:04.006	71.26	6.017	09:06:54.721
7 -	20.557	24.777	102.1	17.846	97.9	1:03.180	72.19	5.191	09:07:57.901
8 -	20.022	24.825	106.0	17.742	97.5	1:02.589	72.87	4.600	09:09:00.490
9 -	19.536	23.396	106.3	16.796	96.6	59.728	76.36	1.739	09:10:00.218
10 -	19.221	22.819	106.5	17.123	98.2	59.163	77.09	1.174	09:10:59.381
11 -	19.868	23.382	106.6	16.502	98.5	59.752	76.33	1.763	09:11:59.133
12 -	19.218	23.666	106.8	16.548	98.3	59.432	76.74	1.443	09:12:58.565
13 -	19.128	23.092	105.0	16.957	97.5	59.177	77.07	1.188	09:13:57.742
14 -	19.104	22.746	106.5	16.862	97.9	58.712	77.68	0.723	09:14:56.454
15 -	19.304	22.738	105.5	16.679	97.3	58.721	77.67	0.732	09:15:55.175
16 -	19.197	22.946	106.1	16.499	98.2	58.642	77.77	0.653	09:16:53.817
17 -	19.519	22.852	106.0	16.737	97.2	59.108	77.16	1.119	09:17:52.925
18 -	18.990	22.907	105.6	16.577	97.9	58.474 (3)	78.00	0.485	09:18:51.399
19 -	19.034	22.647	106.5	16.308	98.3	57.989 (1)	78.65		09:19:49.388
20 -	18.936	22.583	106.6	16.559	99.1	58.078 (2)	78.53	0.089	09:20:47.466

P10 164 Anthony ALONSO						Honda - SP125 / BARF Racing			
IDEAL LAP TIME : 57.955		BEST LAP TIME : 58.040		DIFFERENCE : 0.085					
LAP	SECTOR 1	SECTOR 2		SECTOR 3		LAP TIME	MPH	DIFF	TIME OF DAY
1 -	OUTLAP	30.836	80.0	19.665	92.0				09:01:27.656
2 -	21.326	27.749	94.2	18.082	94.9	1:07.157	67.91	9.117	09:02:34.813
3 -	20.852	26.681	97.2	17.917	94.3	1:05.450	69.68	7.410	09:03:40.263
4 -	20.816	26.062	95.5	18.306	94.7	1:05.184	69.97	7.144	09:04:45.447
5 -	20.377	24.627	101.8	17.736	94.5	1:02.740	72.69	4.700	09:05:48.187
6 -	20.468	25.550	88.0	24.192	33.0	1:10.210	64.96	12.170	09:06:58.397
7 -	OUTLAP	25.221	100.3	17.653	94.6	4:48.471	15.81	3:50.431	09:11:46.868
8 -	19.835	24.075	103.7	16.863	97.1	1:00.773	75.05	2.733	09:12:47.641
9 -	19.311	23.380	104.3	16.858	97.2	59.549	76.59	1.509	09:13:47.190
10 -	19.094	22.900	104.2	16.932	96.2	58.926	77.40	0.886	09:14:46.116
11 -	19.199	22.750	104.6	16.750	97.2	58.699 (3)	77.70	0.659	09:15:44.815
12 -	18.882	22.923	103.0	16.475	97.5	58.280 (2)	78.26	0.240	09:16:43.095
13 -	19.305	24.075	99.4	16.771	97.5	1:00.151	75.82	2.111	09:17:43.246
14 -	18.793	22.835	103.7	16.412	97.2	58.040 (1)	78.58		09:18:41.286
15 -	19.276	24.163	95.8	21.353	41.8	1:04.792	70.39	6.752	09:19:46.078

P11 13 M3 Sam BURMAN						Honda - WNT / Burman Racing			
IDEAL LAP TIME : 57.899		BEST LAP TIME : 58.086		DIFFERENCE : 0.187					
LAP	SECTOR 1	SECTOR 2		SECTOR 3		LAP TIME	MPH	DIFF	TIME OF DAY
1 -		25.800	106.6	17.930	98.9				09:01:07.674
2 -	20.469	25.424	109.2	17.051	100.3	1:02.944	72.46	4.858	09:02:10.618
3 -	20.022	24.447	107.8	16.981	101.2	1:01.450	74.22	3.364	09:03:12.068
4 -	19.830	24.247	108.7	16.618	101.0	1:00.695	75.14	2.609	09:04:12.763
5 -	19.731	24.145	108.7	17.361	101.9	1:01.237	74.48	3.151	09:05:14.000
6 -	19.833	23.945	107.5	16.848	99.8	1:00.626	75.23	2.540	09:06:14.626
7 -	19.472	23.679	109.4	16.387	101.5	59.538	76.60	1.452	09:07:14.164
8 -	19.285	23.643	108.4	16.441	101.2	59.369	76.82	1.283	09:08:13.533
9 -	19.403	23.473	108.5	16.416	101.2	59.292	76.92	1.206	09:09:12.825
10 -	19.266	23.504	108.9	16.407	102.1	59.177	77.07	1.091	09:10:12.002
11 -	19.274	23.603	109.1	16.923	101.9	59.800	76.27	1.714	09:11:11.802
12 -	21.338	24.329	109.8	16.351	101.9	1:02.018	73.54	3.932	09:12:13.820
13 -	19.276	23.705	109.6	16.384	101.8	59.365	76.83	1.279	09:13:13.185
14 -	19.154	23.310	109.6	16.168	101.8	58.632	77.79	0.546	09:14:11.817
15 -	19.509	23.270	110.5	16.994	102.7	59.773	76.30	1.687	09:15:11.590

Weather / Track : Bright / Dry

Knockhill

Circuit Length = 1.2669 miles

Start: 09:00 Flag 09:20 End: 09:22

MCRCB BULLETIN TK002

2014 MCE British Superbike Championship - Round 4

2014 Motul British Motostar Championship

FREE PRACTICE 1 - SECTOR ANALYSIS

SECTOR 1 = FL to I1, SECTOR 2 = I1 to I2, SECTOR 3 = I2 to FL, DIFF = Difference To Personal Best Lap

16 -	19.825	23.824	110.0	16.097	101.3	59.746	76.34	1.660	09:16:11.336
17 -	18.961	23.293	109.1	16.184	99.8	58.438	78.05	0.352	09:17:09.774
18 -	18.995	23.350	109.6	16.046	101.5	58.391 (3)	78.11	0.305	09:18:08.165
19 -	18.781	23.207	110.0	16.098	101.3	58.086 (1)	78.52		09:19:06.251
20 -	18.942	23.072	110.3	16.317	101.3	58.331 (2)	78.19	0.245	09:20:04.582

P12 79 M3 Chris TAYLOR			Honda - Ducati Coventry						
IDEAL LAP TIME : 58.034			BEST LAP TIME : 58.610		DIFFERENCE : 0.576				
LAP	SECTOR 1	SECTOR 2	SECTOR 3	LAP TIME	MPH	DIFF	TIME OF DAY		
1 -		27.058	87.7	19.879	99.4				09:01:15.820
2 -	21.531	25.122	108.0	17.756	100.7	1:04.409	70.81	5.799	09:02:20.229
3 -	20.431	24.886	107.5	17.939	98.9	1:03.256	72.10	4.646	09:03:23.485
4 -	20.505	24.097	107.2	17.380	101.6	1:01.982	73.58	3.372	09:04:25.467
5 -	19.396	23.848	108.9	16.878	101.9	1:00.122	75.86	1.512	09:05:25.589
6 -	19.498	23.847	107.0	17.972	97.8	1:01.317	74.38	2.707	09:06:26.906
7 -	19.460	23.785	108.0	16.989	101.8	1:00.234	75.72	1.624	09:07:27.140
8 -	20.127	23.815	108.2	16.975	101.9	1:00.917	74.87	2.307	09:08:28.057
9 -	19.226	23.519	103.5	23.650	28.0	1:06.395	68.69	7.785	09:09:34.452
10 -	OUTLAP	24.236	107.7	17.481	99.2	2:06.761	35.98	1:08.151	09:11:41.213
11 -	19.318	23.327	108.2	16.519	101.5	59.164	77.09	0.554	09:12:40.377
12 -	19.141	23.512	108.7	16.599	101.5	59.252	76.97	0.642	09:13:39.629
13 -	19.083	23.944	107.2	16.895	101.6	59.922	76.11	1.312	09:14:39.551
14 -	19.071	23.242	109.1	16.561	101.5	58.874	77.47	0.264	09:15:38.425
15 -	19.097	23.316	108.4	16.552	102.1	58.965	77.35	0.355	09:16:37.390
16 -	19.022	23.265	108.7	16.323	101.6	58.610 (1)	77.82		09:17:36.000
17 -	18.794	23.262	108.2	16.579	102.2	58.635 (2)	77.78	0.025	09:18:34.635
18 -	18.714	22.997	109.8	17.087	99.7	58.798 (3)	77.57	0.188	09:19:33.433
19 -	19.139	23.835	109.2	16.659	102.1	59.633	76.48	1.023	09:20:33.066

P13 11 Joseph THOMAS			Honda - Moto UK Racing						
IDEAL LAP TIME : 59.122			BEST LAP TIME : 59.122		DIFFERENCE : 0.000				
LAP	SECTOR 1	SECTOR 2	SECTOR 3	LAP TIME	MPH	DIFF	TIME OF DAY		
1 -		26.470	98.1	18.977	97.3				09:01:08.645
2 -	20.699	24.995	103.0	18.095	97.8	1:03.789	71.50	4.667	09:02:12.434
3 -	19.939	24.534	104.6	18.185	97.3	1:02.658	72.79	3.536	09:03:15.092
4 -	19.993	24.190	105.0	17.325	98.1	1:01.508	74.15	2.386	09:04:16.600
5 -	20.163	24.747	102.9	18.122	96.8	1:03.032	72.36	3.910	09:05:19.632
6 -	20.884	24.152	105.1	21.533	33.3	1:06.569	68.51	7.447	09:06:26.201
7 -	OUTLAP	24.495	105.3	17.796	98.1	1:30.557	50.36	31.435	09:07:56.758
8 -	20.212	23.874	105.5	16.808	98.1	1:00.894	74.90	1.772	09:08:57.652
9 -	20.132	23.728	105.6	16.508	98.3	1:00.368	75.55	1.246	09:09:58.020
10 -	19.924	23.806	105.0	17.168	98.1	1:00.898	74.89	1.776	09:10:58.918
11 -	19.847	23.750	105.1	17.126	98.1	1:00.723	75.11	1.601	09:11:59.641
12 -	19.952	24.704	104.6	22.185	33.1	1:06.841	68.23	7.719	09:13:06.482
13 -	OUTLAP	24.486	105.6	16.873	97.3	2:16.647	33.37	1:17.525	09:15:23.129
14 -	20.028	23.756	105.8	16.303	97.2	1:00.087 (3)	75.90	0.965	09:16:23.216
15 -	19.912	23.627	105.8	16.656	97.8	1:00.195	75.77	1.073	09:17:23.411
16 -	19.548	24.099	105.6	16.689	97.3	1:00.336	75.59	1.214	09:18:23.747
17 -	19.664	23.703	106.0	16.451	97.9	59.818 (2)	76.24	0.696	09:19:23.565
18 -	19.466	23.510	106.5	16.146	97.8	59.122 (1)	77.14		09:20:22.687

P14 64 Asher DURHAM			Honda - SP125Racing.com						
IDEAL LAP TIME : 59.118			BEST LAP TIME : 59.129		DIFFERENCE : 0.011				
LAP	SECTOR 1	SECTOR 2	SECTOR 3	LAP TIME	MPH	DIFF	TIME OF DAY		
1 -		29.376	83.6	21.725	74.1				09:01:21.317
2 -	24.011	27.249	87.9	19.818	85.7	1:11.078	64.17	11.949	09:02:32.395
3 -	23.158	26.824	73.4	19.136	91.1	1:09.118	65.99	9.989	09:03:41.513
4 -	20.982	24.979	99.2	19.103	84.9	1:05.064	70.10	5.935	09:04:46.577
5 -	20.947	25.479	98.6	18.047	94.2	1:04.473	70.74	5.344	09:05:51.050
6 -	20.543	24.796	101.6	18.098	93.5	1:03.437	71.89	4.308	09:06:54.487
7 -	20.445	24.846	103.0	17.839	96.5	1:03.130	72.24	4.001	09:07:57.617
8 -	20.131	24.489	103.7	17.638	96.4	1:02.258	73.26	3.129	09:08:59.875

Weather / Track : Bright / Dry

Knockhill
 Circuit Length = 1.2669 miles
 Start: 09:00 Flag 09:20 End: 09:22

MCRCB BULLETIN TK002

2014 MCE British Superbike Championship - Round 4

2014 Motul British Motostar Championship

FREE PRACTICE 1 - SECTOR ANALYSIS

SECTOR 1 = FL to I1, SECTOR 2 = I1 to I2, SECTOR 3 = I2 to FL, DIFF = Difference To Personal Best Lap

9 -	19.797	23.668	104.2	17.481	96.6	1:00.946	74.83	1.817	09:10:00.821
10 -	19.317	23.368	103.5	17.556	98.1	1:00.241	75.71	1.112	09:11:01.062
11 -	19.363	23.500	105.5	16.876	97.5	59.739	76.35	0.610	09:12:00.801
12 -	19.302	24.059	104.3	17.004	96.8	1:00.365	75.55	1.236	09:13:01.166
13 -	19.432	23.504	103.5	17.079	96.6	1:00.015	75.99	0.886	09:14:01.181
14 -	19.667	23.215	104.5	16.921	96.6	59.803	76.26	0.674	09:15:00.984
15 -	19.448	23.672	99.5	17.022	96.4	1:00.142	75.83	1.013	09:16:01.126
16 -	19.229	23.369	103.2	16.988	96.4	59.586 (3)	76.54	0.457	09:17:00.712
17 -	19.698	23.242	103.5	16.900	96.1	59.840	76.22	0.711	09:18:00.552
18 -	19.394	23.712	103.4	16.904	96.5	1:00.010	76.00	0.881	09:19:00.562
19 -	19.234	23.121	105.1	16.774	96.5	59.129 (1)	77.13		09:19:59.691
20 -	19.239	23.279	103.2	16.768	96.6	59.286 (2)	76.93	0.157	09:20:58.977

P15 4		Louis VALLELEY		KTM - Century 21 / Cresswell Racing					
IDEAL LAP TIME : 59.285		BEST LAP TIME : 59.528		DIFFERENCE : 0.243					
LAP	SECTOR 1	SECTOR 2	SECTOR 3	LAP TIME	MPH	DIFF	TIME OF DAY		
1 -	OUTLAP	29.150	86.3	21.741	81.3		09:01:21.227		
2 -	23.802	27.398	92.3	19.587	84.0	1:10.787	09:02:32.014		
3 -	22.688	26.192	97.6	18.799	88.0	1:07.679	09:03:39.693		
4 -	21.906	26.497	100.0	23.161	31.3	1:11.564	09:04:51.257		
5 -	OUTLAP	25.474	99.1	18.264	94.7	2:05.937	09:06:57.194		
6 -	21.018	24.639	105.6	17.828	96.1	1:03.485	09:08:00.679		
7 -	21.163	25.065	104.0	17.364	96.8	1:03.592	09:09:04.271		
8 -	20.494	24.589	104.0	17.258	97.2	1:02.341	09:10:06.612		
9 -	20.367	24.273	105.0	17.059	97.9	1:01.699	09:11:08.311		
10 -	20.195	23.649	107.0	17.870	85.5	1:01.714	09:12:10.025		
11 -	21.376	25.183	91.3	17.342	97.9	1:03.901	09:13:13.926		
12 -	19.930	23.622	106.1	16.660	96.0	1:00.212	09:14:14.138		
13 -	20.066	23.485	106.6	16.860	96.9	1:00.411	09:15:14.549		
14 -	19.905	24.135	104.2	16.885	96.2	1:00.925	09:16:15.474		
15 -	19.839	22.972	105.0	16.717	97.8	59.528 (1)	76.62	09:17:15.002	
16 -	19.653	23.417	104.5	17.122	97.1	1:00.192 (3)	75.77	0.664	09:18:15.194
17 -	19.750	23.243	104.8	16.793	96.6	59.786 (2)	76.29	0.258	09:19:14.980
18 -	19.713	23.624	105.1	17.335	97.1	1:00.672	75.17	1.144	09:20:15.652

P16 127		Georgina POLDEN		Honda - RS Racing					
IDEAL LAP TIME : 1:00.100		BEST LAP TIME : 1:00.416		DIFFERENCE : 0.316					
LAP	SECTOR 1	SECTOR 2	SECTOR 3	LAP TIME	MPH	DIFF	TIME OF DAY		
1 -		30.664	72.9	20.450	99.4		09:01:23.568		
2 -	23.107	27.643	90.4	19.334	99.8	1:10.084	09:02:33.652		
3 -	22.268	26.990	88.3	18.703	100.3	1:07.961	09:03:41.613		
4 -	21.150	25.501	100.4	18.404	99.7	1:05.055	09:04:46.668		
5 -	21.377	25.462	94.6	18.037	101.5	1:04.876	09:05:51.544		
6 -	20.675	24.724	101.0	17.957	96.9	1:03.356	09:06:54.900		
7 -	20.942	24.888	98.2	17.922	101.5	1:03.752	09:07:58.652		
8 -	21.101	25.836	104.0	17.422	101.9	1:04.359	09:09:03.011		
9 -	20.305	24.636	108.7	17.087	101.9	1:02.028	09:10:05.039		
10 -	20.086	24.450	102.4	17.542	102.1	1:02.078	09:11:07.117		
11 -	20.255	24.240	109.6	17.106	101.6	1:01.601	09:12:08.718		
12 -	19.951	24.207	109.1	16.917	102.6	1:01.075	09:13:09.793		
13 -	19.689	24.025	108.9	22.008	35.2	1:05.722	09:14:15.515		
14 -	OUTLAP	24.344	109.8	16.723	102.9	2:15.241	09:16:30.756		
15 -	20.005	23.824	109.2	16.587	102.1	1:00.416 (1)	75.49	09:17:31.172	
16 -	20.026	23.987	108.9	16.739	101.9	1:00.752 (3)	75.07	0.336	09:18:31.924
17 -	19.806	23.905	109.4	16.871	101.6	1:00.582 (2)	75.28	0.166	09:19:32.506
18 -	19.812	23.890	110.0	17.393	102.1	1:01.095	74.65	0.679	09:20:33.601

P17 74 M3		Joe THOMPSON		Repli-Cast - Repli-Cast UK					
IDEAL LAP TIME : 1:00.405		BEST LAP TIME : 1:00.434		DIFFERENCE : 0.029					
LAP	SECTOR 1	SECTOR 2	SECTOR 3	LAP TIME	MPH	DIFF	TIME OF DAY		
1 -		30.231	85.0	19.808	96.9		09:01:22.145		
2 -	23.685	27.307	96.8	18.709	97.8	1:09.701	09:02:31.846		

Weather / Track : Bright / Dry

Knockhill
Circuit Length = 1.2669 miles
Start: 09:00 Flag 09:20 End: 09:22

MCRCB BULLETIN TK002

2014 MCE British Superbike Championship - Round 4

2014 Motul British Motostar Championship

FREE PRACTICE 1 - SECTOR ANALYSIS

SECTOR 1 = FL to I1, SECTOR 2 = I1 to I2, SECTOR 3 = I2 to FL, DIFF = Difference To Personal Best Lap

3 -	21.818	26.000	105.0	17.873	99.2	1:05.691	69.43	5.257	09:03:37.537
4 -	22.288	25.522	105.0	17.794	99.2	1:05.604	69.52	5.170	09:04:43.141
5 -	21.258	25.585	105.5	17.495	99.5	1:04.338	70.89	3.904	09:05:47.479
6 -	21.448	25.125	103.0	17.634	98.8	1:04.207	71.03	3.773	09:06:51.686
7 -	21.975	25.131	106.0	17.553	99.4	1:04.659	70.54	4.225	09:07:56.345
8 -	21.029	25.064	106.6	17.489	98.9	1:03.582	71.73	3.148	09:08:59.927
9 -	20.864	24.493	106.5	18.205	98.1	1:03.562	71.75	3.128	09:10:03.489
10 -	20.838	24.840	106.1	17.116	99.4	1:02.794	72.63	2.360	09:11:06.283
11 -	20.417	24.262	106.6	16.899	99.7	1:01.578	74.07	1.144	09:12:07.861
12 -	20.256	24.136	107.2	16.836	100.1	1:01.228	74.49	0.794	09:13:09.089
13 -	19.887	23.937	106.8	16.770	99.8	1:00.594 (2)	75.27	0.160	09:14:09.683
14 -	20.231	24.417	107.5	16.902	99.5	1:01.550	74.10	1.116	09:15:11.233
15 -	20.022	23.913	106.5	16.751	100.0	1:00.686 (3)	75.15	0.252	09:16:11.919
16 -	19.916	23.817	106.8	16.701	99.4	1:00.434 (1)	75.47		09:17:12.353
17 -	20.072	23.975	106.1	23.696	37.5	1:07.743	67.32	7.309	09:18:20.096
18 -	OUTLAP	24.641	105.5	18.144	98.9	1:54.883	39.70	54.449	09:20:14.979

P18 65		Josh OWENS		Honda - RCD Motorsport					
IDEAL LAP TIME : 1:00.160		BEST LAP TIME : 1:00.680		DIFFERENCE : 0.520					
LAP	SECTOR 1	SECTOR 2		SECTOR 3		LAP TIME	MPH	DIFF	TIME OF DAY
1 -		25.700	104.6	18.478	98.3				09:01:08.997
2 -	20.441	24.789	105.0	17.670	98.5	1:02.900 (3)	72.51	2.220	09:02:11.897
3 -	19.814	23.646	106.0	17.428	99.4	1:00.888 (2)	74.90	0.208	09:03:12.785
4 -	19.809	23.891	105.1	16.980	98.8	1:00.680 (1)	75.16		09:04:13.465

P19 51		Gillian McGAW		Honda - Gillian McGaw Racing					
IDEAL LAP TIME : 1:00.450		BEST LAP TIME : 1:00.726		DIFFERENCE : 0.276					
LAP	SECTOR 1	SECTOR 2		SECTOR 3		LAP TIME	MPH	DIFF	TIME OF DAY
1 -	OUTLAP	27.241	95.5	19.114	93.5				09:03:05.299
2 -	21.738	25.519	101.0	17.502	95.3	1:04.759	70.43	4.033	09:04:10.058
3 -	20.414	24.848	99.5	17.681	95.1	1:02.943	72.46	2.217	09:05:13.001
4 -	20.239	24.362	101.0	17.452	96.5	1:02.053 (3)	73.50	1.327	09:06:15.054
5 -	20.574	23.891	101.6	17.073	95.8	1:01.538 (2)	74.11	0.812	09:07:16.592
6 -	19.786	23.856	101.3	17.084	96.4	1:00.726 (1)	75.10		09:08:17.318
7 -	19.922	23.591	103.4	21.950	40.3	1:05.463	69.67	4.737	09:09:22.781

P20 90		Greg GREENWOOD		Luyten Honda - FPW Racing					
IDEAL LAP TIME : 1:00.868		BEST LAP TIME : 1:01.098		DIFFERENCE : 0.230					
LAP	SECTOR 1	SECTOR 2		SECTOR 3		LAP TIME	MPH	DIFF	TIME OF DAY
1 -	OUTLAP	33.685	62.7	24.613	65.0				09:01:54.144
2 -	27.783	31.805	75.2	22.353	77.3	1:21.941	55.66	20.843	09:03:16.085
3 -	24.663	28.203	86.4	19.893	87.1	1:12.759	62.68	11.661	09:04:28.844
4 -	23.685	29.334	87.9	18.805	93.2	1:11.824	63.50	10.726	09:05:40.668
5 -	22.389	28.510	97.3	18.915	91.4	1:09.814	65.33	8.716	09:06:50.482
6 -	22.760	27.011	97.8	18.282	98.8	1:08.053	67.02	6.955	09:07:58.535
7 -	20.966	26.011	103.2	17.525	97.8	1:04.502	70.71	3.404	09:09:03.037
8 -	21.143	25.596	105.8	17.704	99.4	1:04.443	70.77	3.345	09:10:07.480
9 -	20.914	25.427	104.8	17.579	98.9	1:03.920	71.35	2.822	09:11:11.400
10 -	21.514	25.268	105.5	17.061	99.4	1:03.843	71.44	2.745	09:12:15.243
11 -	20.490	24.637	106.1	17.353	98.6	1:02.480	73.00	1.382	09:13:17.723
12 -	20.351	25.208	103.2	17.163	99.2	1:02.722	72.71	1.624	09:14:20.445
13 -	20.587	24.503	106.3	16.628	98.6	1:01.718 (3)	73.90	0.620	09:15:22.163
14 -	20.272	24.557	105.0	17.181	96.0	1:02.010	73.55	0.912	09:16:24.173
15 -	20.294	24.395	105.5	17.168	97.6	1:01.857	73.73	0.759	09:17:26.030
16 -	19.936	24.664	105.1	16.876	98.8	1:01.476 (2)	74.19	0.378	09:18:27.506
17 -	19.845	24.548	106.8	16.705	99.2	1:01.098 (1)	74.65		09:19:28.604
18 -	19.858	24.969	105.6	17.567	98.2	1:02.394	73.10	1.296	09:20:30.998

Weather / Track : Bright / Dry

Knockhill
Circuit Length = 1.2669 miles
Start: 09:00 Flag 09:20 End: 09:22

MCRCB BULLETIN TK002

2014 MCE British Superbike Championship - Round 4

2014 Motul British Motostar Championship

FREE PRACTICE 1 - SECTOR ANALYSIS

SECTOR 1 = FL to I1, SECTOR 2 = I1 to I2, SECTOR 3 = I2 to FL, DIFF = Difference To Personal Best Lap

P21 7		Jamie ASHBY				Honda - JPA Racing / SP125			
IDEAL LAP TIME : 1:01.273		BEST LAP TIME : 1:01.548		DIFFERENCE : 0.275					
LAP	SECTOR 1	SECTOR 2		SECTOR 3		LAP TIME	MPH	DIFF	TIME OF DAY
1 -	OUTLAP	30.185	97.8	19.921	94.5				09:01:43.922
2 -	22.990	27.526	102.4	23.347	31.1	1:13.863	61.75	12.315	09:02:57.785
3 -	OUTLAP	26.569	103.5	18.418	95.8	2:16.219	33.48	1:14.671	09:05:14.004
4 -	21.678	26.055	103.2	18.236	95.7	1:05.969	69.14	4.421	09:06:19.973
5 -	21.685	25.922	103.2	18.137	95.5	1:05.744	69.37	4.196	09:07:25.717
6 -	21.460	26.154	103.4	17.916	95.7	1:05.530	69.60	3.982	09:08:31.247
7 -	20.960	24.870	103.5	17.772	95.1	1:03.602	71.71	2.054	09:09:34.849
8 -	20.724	25.084	103.2	17.431	96.2	1:03.239	72.12	1.691	09:10:38.088
9 -	20.519	24.740	102.7	17.745	95.5	1:03.004	72.39	1.456	09:11:41.092
10 -	20.730	24.974	104.2	17.609	95.1	1:03.313	72.04	1.765	09:12:44.405
11 -	20.435	24.707	103.5	17.304	95.4	1:02.446	73.04	0.898	09:13:46.851
12 -	20.417	24.424	104.0	17.238	96.1	1:02.079	73.47	0.531	09:14:48.930
13 -	20.285	24.428	103.5	17.369	96.0	1:02.082	73.46	0.534	09:15:51.012
14 -	20.299	24.127	104.3	17.321	95.4	1:01.747	73.86	0.199	09:16:52.759
15 -	20.784	24.496	104.3	17.366	95.4	1:02.646	72.80	1.098	09:17:55.405
16 -	20.365	23.983	106.0	17.332	95.4	1:01.680 (3)	73.94	0.132	09:18:57.085
17 -	20.262	24.208	104.5	17.204	94.7	1:01.674 (2)	73.95	0.126	09:19:58.759
18 -	20.296	24.224	105.1	17.028	96.5	1:01.548 (1)	74.10		09:21:00.307

P22 100		Stephen CAMPBELL				Honda - Campbell Racing			
IDEAL LAP TIME : 1:03.968		BEST LAP TIME : 1:03.968		DIFFERENCE : 0.000					
LAP	SECTOR 1	SECTOR 2		SECTOR 3		LAP TIME	MPH	DIFF	TIME OF DAY
1 -	OUTLAP	32.341	85.9	22.182	94.2				09:02:39.670
2 -	23.350	29.070	103.0	20.768	94.6	1:13.188	62.32	9.220	09:03:52.858
3 -	23.080	28.083	102.6	19.972	94.9	1:11.135	64.11	7.167	09:05:03.993
4 -	22.914	27.888	102.9	20.017	95.0	1:10.819	64.40	6.851	09:06:14.812
5 -	22.163	28.177	101.9	19.383	94.9	1:09.723	65.41	5.755	09:07:24.535
6 -	22.487	28.402	99.8	19.086	95.1	1:09.975	65.18	6.007	09:08:34.510
7 -	21.523	26.964	101.8	19.268	94.7	1:07.755	67.31	3.787	09:09:42.265
8 -	21.605	26.848	102.1	19.276	95.4	1:07.729	67.34	3.761	09:10:49.994
9 -	21.156	26.531	100.7	18.538	95.0	1:06.225	68.87	2.257	09:11:56.219
10 -	21.578	26.255	104.0	18.559	96.9	1:06.392	68.69	2.424	09:13:02.611
11 -	21.070	25.339	103.5	18.502	95.5	1:04.911 (3)	70.26	0.943	09:14:07.522
12 -	21.027	25.444	104.5	18.741	96.2	1:05.212	69.94	1.244	09:15:12.734
13 -	20.903	24.885	104.6	18.180	95.8	1:03.968 (1)	71.30		09:16:16.702
14 -	21.004	25.258	102.1	18.379	96.0	1:04.641 (2)	70.56	0.673	09:17:21.343
15 -	21.456	28.597	94.9	23.944	39.1	1:13.997	61.63	10.029	09:18:35.340
16 -	OUTLAP	27.809	100.7	18.723	94.6	2:09.143	35.31	1:05.175	09:20:44.483

P23 42 M3		James HOBSON				Honda - Two 4 Motorsport			
IDEAL LAP TIME :		BEST LAP TIME :		DIFFERENCE :					
LAP	SECTOR 1	SECTOR 2		SECTOR 3		LAP TIME	MPH	DIFF	TIME OF DAY
1 -	OUTLAP	24.365	94.1	23.190	31.4				09:06:25.248

MCRCB BULLETIN TK003**2014 MCE British Superbike Championship - Round 4****2014 Motul British Motostar Championship****FREE PRACTICE 1 - BEST SPEEDS**

POS	SECTOR 1			SECTOR 2			FINISH LINE		
	NO	NAME	MPH	NO	NAME	MPH	NO	NAME	MPH
1				66	Joe IRVING	113.9	66	Joe IRVING	107.2
2				6	Taz TAYLOR	112.5	6	Taz TAYLOR	103.5
3				34	Jordan WEAVING	112.0	127	Georgina POLDEN	102.9
4				13	Sam BURMAN	110.5	13	Sam BURMAN	102.7
5				127	Georgina POLDEN	110.0	34	Jordan WEAVING	102.2
6				79	Chris TAYLOR	109.8	36	Jayson URIBE	102.2
7				86	Charlie NESBITT	109.6	79	Chris TAYLOR	102.2
8				12	Edward RENDELL	107.8	86	Charlie NESBITT	101.5
9				19	Kai JOHNSON	107.5	43	Arnie SHELTON	100.4
10				43	Arnie SHELTON	107.5	74	Joe THOMPSON	100.1
11				74	Joe THOMPSON	107.5	19	Kai JOHNSON	99.8
12				4	Louis VALLELEY	107.0	65	Josh OWENS	99.4
13				36	Jayson URIBE	107.0	90	Greg GREENWOOD	99.4
14				35	Elliot LODGE	106.8	35	Elliot LODGE	99.1
15				90	Greg GREENWOOD	106.8	11	Joseph THOMAS	98.3
16				11	Joseph THOMAS	106.5	64	Asher DURHAM	98.1
17				7	Jamie ASHBY	106.0	4	Louis VALLELEY	97.9
18				65	Josh OWENS	106.0	164	Anthony ALONSO	97.5
19				64	Asher DURHAM	105.5	12	Edward RENDELL	97.3
20				100	Stephen CAMPBELL	104.6	100	Stephen CAMPBELL	96.9
21				164	Anthony ALONSO	104.6	7	Jamie ASHBY	96.5
22				51	Gillian McGAW	103.4	51	Gillian McGAW	96.5
23				42	James HOBSON	94.1	42	James HOBSON	31.4

Weather / Track : Bright / Dry

Results can be found at www.tsl-timing.com

Knockhill

Circuit Length = 1.2669 miles

Start: 09:00 Flag 09:20 End: 09:22

Printed - 09:27 Friday, 27 June 2014

MCRCB BULLETIN TK004

2014 MCE British Superbike Championship - Round 4

2014 Motul British Motostar Championship

FREE PRACTICE 1 - BEST SECTORS

SECTOR 1			SECTOR 2			SECTOR 3			IDEAL / BEST COMPARISON							
POS	NO	NAME	TIME	NO	NAME	TIME	NO	NAME	TIME	POS	NO	NAME	IDEAL	BEST	DIFF	
1	66	IRVING	17.942	12	RENDELL	21.581	34	WEAVING	15.487				PERFECT LAP	55.010		
2	12	RENDELL	18.181	34	WEAVING	21.631	66	IRVING	15.528	1	66	IRVING	55.199	55.454	0.255	
3	34	WEAVING	18.194	66	IRVING	21.729	6	TAYLOR	15.533	2	34	WEAVING	55.312	55.377	0.065	
4	36	URIBE	18.228	36	URIBE	21.838	36	URIBE	15.628	3	12	RENDELL	55.676	55.894	0.218	
5	6	TAYLOR	18.243	86	NESBITT	22.069	86	NESBITT	15.882	4	36	URIBE	55.694	55.833	0.139	
6	86	NESBITT	18.335	6	TAYLOR	22.182	12	RENDELL	15.914	5	6	TAYLOR	55.958	56.112	0.154	
7	79	TAYLOR	18.714	43	SHELTON	22.541	13	BURMAN	16.046	6	86	NESBITT	56.286	56.407	0.121	
8	19	JOHNSON	18.745	35	LODGE	22.583	19	JOHNSON	16.138	7	43	SHELTON	57.573	57.650	0.077	
9	13	BURMAN	18.781	164	ALONSO	22.750	43	SHELTON	16.144	8	19	JOHNSON	57.745	57.857	0.112	
10	164	ALONSO	18.793	19	JOHNSON	22.862	11	THOMAS	16.146	9	35	LODGE	57.827	57.989	0.162	
11	43	SHELTON	18.888	4	VALLELEY	22.972	35	LODGE	16.308	10	13	BURMAN	57.899	58.086	0.187	
12	35	LODGE	18.936	79	TAYLOR	22.997	79	TAYLOR	16.323	11	164	ALONSO	57.955	58.040	0.085	
13	64	DURHAM	19.229	13	BURMAN	23.072	164	ALONSO	16.412	12	79	TAYLOR	58.034	58.610	0.576	
14	11	THOMAS	19.466	64	DURHAM	23.121	127	POLDEN	16.587	13	64	DURHAM	59.118	59.129	0.011	
15	65	OWENS	19.534	11	THOMAS	23.510	90	GREENWOOD	16.628	14	11	THOMAS	59.122	59.122	0.000	
16	4	VALLELEY	19.653	51	McGAW	23.591	4	VALLELEY	16.660	15	4	VALLELEY	59.285	59.528	0.243	
17	127	POLDEN	19.689	65	OWENS	23.646	74	THOMPSON	16.701	16	127	POLDEN	1:00.100	1:00.416	0.316	
18	51	McGAW	19.786	74	THOMPSON	23.817	64	DURHAM	16.768	17	65	OWENS	1:00.160	1:00.680	0.520	
19	90	GREENWOOD	19.845	127	POLDEN	23.824	65	OWENS	16.980	18	74	THOMPSON	1:00.405	1:00.434	0.029	
20	74	THOMPSON	19.887	7	ASHBY	23.983	7	ASHBY	17.028	19	51	McGAW	1:00.450	1:00.726	0.276	
21	7	ASHBY	20.262	42	HOBSON	24.365	51	McGAW	17.073	20	90	GREENWOOD	1:00.868	1:01.098	0.230	
22	100	CAMPBELL	20.903	90	GREENWOOD	24.395	100	CAMPBELL	18.180	21	7	ASHBY	1:01.273	1:01.548	0.275	
23				100	CAMPBELL	24.885	42	HOBSON	23.190	22	100	CAMPBELL	1:03.968	1:03.968	0.000	
										23	42	HOBSON				

Weather / Track : Bright / Dry

Results can be found at www.tsl-timing.com

Knockhill

Circuit Length = 1.2669 miles

Start: 09:00 Flag 09:20 End: 09:22

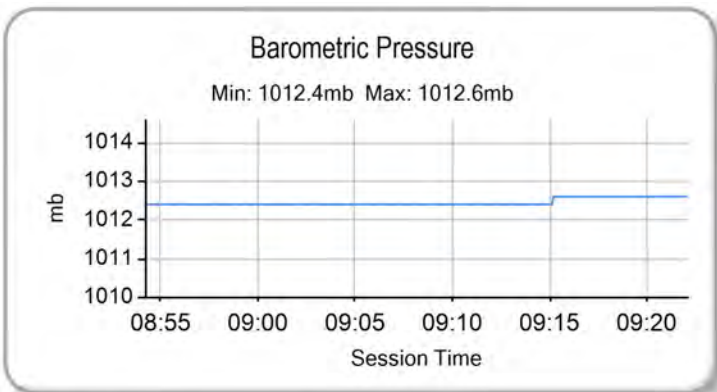
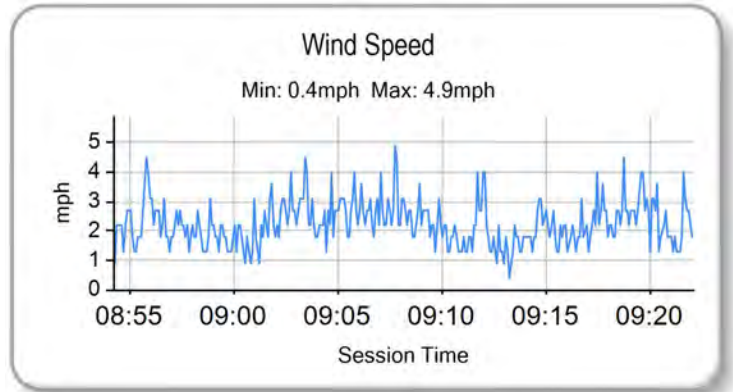
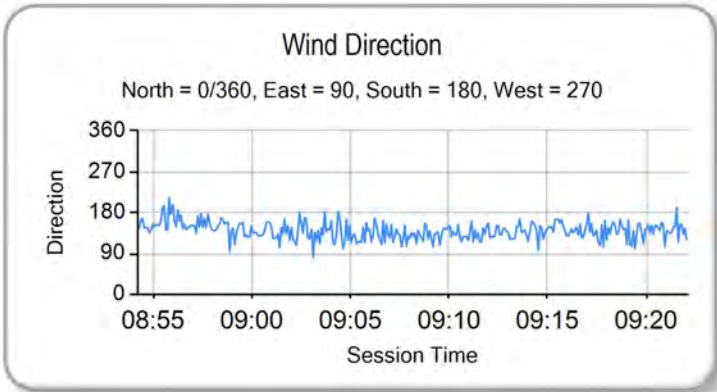
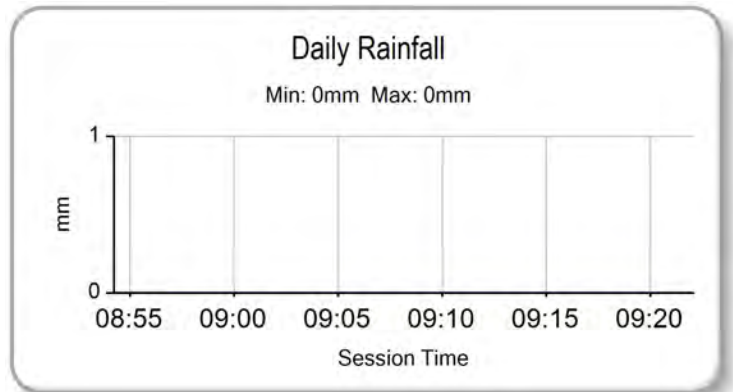
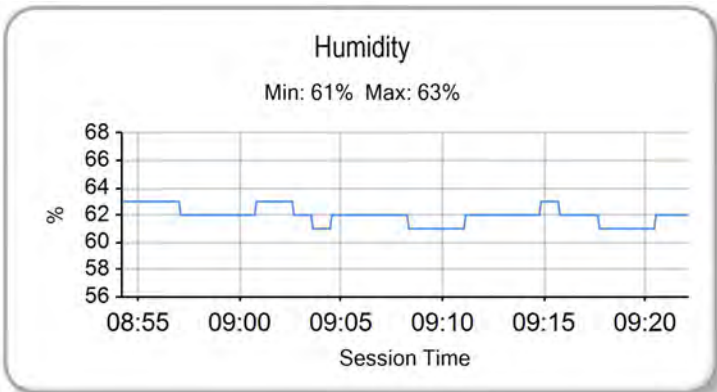
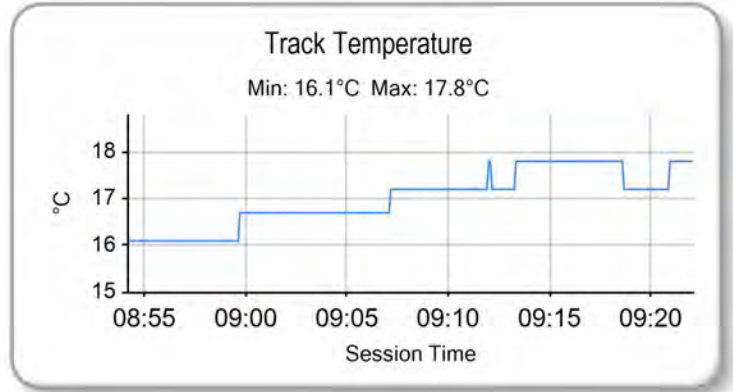
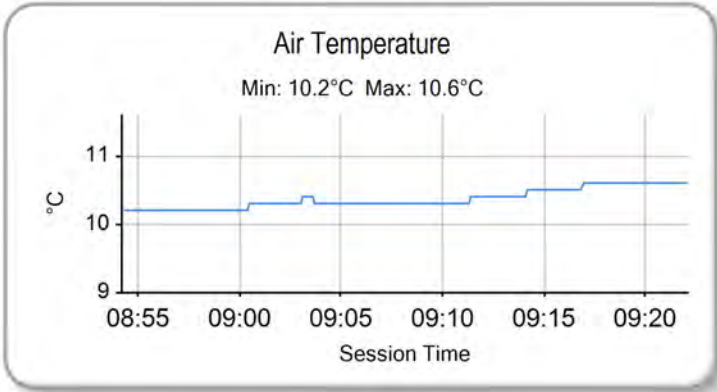
Printed - 09:27 Friday, 27 June 2014

MCRCB BULLETIN TK005

2014 MCE British Superbike Championship - Round 4

2014 Motul British Motostar Championship

FREE PRACTICE 1 - WEATHER CONDITIONS



Weather / Track : Bright / Dry

Knockhill
Circuit Length = 1.2669 miles
Start: 09:00 Flag 09:20 End: 09:22

Results can be found at www.tsl-timing.com

Printed - 09:27 Friday, 27 June 2014



POS	NO	CL	PIC NAME	ENTRY	TIME	ON	LAPS	GAP	DIFF	MPH
1	66	M3	1 Joe IRVING	KTM - Redline KTM	54.156	15	16			84.22
2	12		1 Edward RENDELL	Honda - Banks Racing	54.640	19	20	0.484	0.484	83.47
3	34	M3	2 Jordan WEAVING	KTM - Jordan Racing / Burkert	54.683	18	21	0.527	0.043	83.41
4	42	M3	3 James HOBSON	Honda - Two 4 Motorsport	54.966	19	21	0.810	0.283	82.98
5	36	M3	4 Jayson URIBE	Honda - FPW Racing / RSR	55.083	16	19	0.927	0.117	82.80
6	6		2 Taz TAYLOR	Luyten Honda - FPW Racing / Hookless Holidays	55.148	13	21	0.992	0.065	82.70
7	43		3 Arnie SHELTON	Honda - e3 Motorsport with Shelton Racing	55.750	20	21	1.594	0.602	81.81
8	86	M3	5 Charlie NESBITT	Repli-Cast - Repli-Cast UK	56.155	16	20	1.999	0.405	81.22
9	35		4 Elliot LODGE	Honda - SP125 / Spike Racing	56.305	8	21	2.149	0.150	81.00
10	79	M3	6 Chris TAYLOR	Honda - Ducati Coventry	56.351	18	21	2.195	0.046	80.94
11	164		5 Anthony ALONSO	Honda - SP125 / BARF Racing	56.776	17	20	2.620	0.425	80.33
12	19		6 Kai JOHNSON	Nykos - Kinpac Racing	56.890	19	21	2.734	0.114	80.17
13	65		7 Josh OWENS	Honda - RCD Motorsport	56.994	19	21	2.838	0.104	80.02
14	13	M3	7 Sam BURMAN	Honda - WNT / Burman Racing	57.240	15	19	3.084	0.246	79.68
15	64		8 Asher DURHAM	Honda - SP125Racing.com	57.337	20	21	3.181	0.097	79.54
16	11		9 Joseph THOMAS	Honda - Moto UK Racing	58.136	11	19	3.980	0.799	78.45
17	4		10 Louis VALLELEY	KTM - Century 21 / Cresswell Racing	58.305	15	20	4.149	0.169	78.22
18	127		11 Georgina POLDEN	Honda - RS Racing	58.331	18	19	4.175	0.026	78.19
19	74	M3	8 Joe THOMPSON	Repli-Cast - Repli-Cast UK	58.460	16	19	4.304	0.129	78.02
20	90		12 Greg GREENWOOD	Luyten Honda - FPW Racing	59.309	3	20	5.153	0.849	76.90
QUALIFYING LAPTIME (110.0% of 54.156) = 59.571										
21	51		13 Gillian McGAW	Honda - Gillian McGaw Racing	59.764	6	9	5.608	0.455	76.31
22	7		14 Jamie ASHBY	Honda - JPA Racing / SP125	59.891	17	20	5.735	0.127	76.15
23	100		15 Stephen CAMPBELL	Honda - Campbell Racing	1:03.216	16	16	9.060	3.325	72.15

Weather / Track : Bright / Dry

These results are provisional until the conclusion of any judicial and technical matters.

Knockhill

Circuit Length = 1.2669 miles

Start: 13:50 Flag 14:10 End: 14:11

Race Director :	Stewards :	Timekeeper :
-----------------	------------	--------------

Results can be found at www.britishsuperbike.com

Printed - 14:11 Friday, 27 June 2014



MCRCB BULLETIN TK037

2014 MCE British Superbike Championship - Round 4

2014 Motul British Motostar Championship

FREE PRACTICE 2 - SECTOR ANALYSIS

SECTOR 1 = FL to I1, SECTOR 2 = I1 to I2, SECTOR 3 = I2 to FL, DIFF = Difference To Personal Best Lap

P1 66 M3 Joe IRVING		KTM - Redline KTM					
IDEAL LAP TIME : 54.057		BEST LAP TIME : 54.156		DIFFERENCE : 0.099			
LAP	SECTOR 1	SECTOR 2	SECTOR 3	LAP TIME	MPH	DIFF	TIME OF DAY
1 -	OUTLAP	22.918	112.4	16.334	105.6		13:52:06.897
2 -	18.936	22.578	113.9	15.598	107.2	57.112 79.86	2.956 13:53:04.009
3 -	18.635	22.858	113.9	15.417	104.6	56.910 80.14	2.754 13:54:00.919
4 -	17.998	21.708	113.1	15.115	106.0	54.821 83.20	0.665 13:54:55.740
5 -	17.908	21.586	112.9	15.290	105.6	54.784 83.25	0.628 13:55:50.524
6 -	18.022	21.436	113.1	17.877	43.5	57.335 79.55	3.179 13:56:47.859
7 -	OUTLAP	22.372	112.9	15.395	106.0	4:11.302 18.14	3:17.146 14:00:59.161
8 -	18.280	21.420	115.1	15.559	106.1	55.259 82.54	1.103 14:01:54.420
9 -	18.567	22.299	112.9	15.118	105.3	55.984 81.47	1.828 14:02:50.404
10 -	17.790	21.469	113.3	15.433	104.0	54.692 (3) 83.39	0.536 14:03:45.096
11 -	18.002	22.691	112.5	15.324	105.6	56.017 81.42	1.861 14:04:41.113
12 -	17.841	21.663	113.7	15.269	105.5	54.773 83.27	0.617 14:05:35.886
13 -	17.661	21.417	113.9	15.144	105.6	54.222 (2) 84.11	0.066 14:06:30.108
14 -	17.738	22.053	113.1	15.207	105.5	54.998 82.93	0.842 14:07:25.106
15 -	17.597	21.345	113.7	15.214	105.3	54.156 (1) 84.22	14:08:19.262
16 -	17.803	24.597	103.2	21.107	35.9	1:03.507 71.82	9.351 14:09:22.769

P2 12 Edward RENDELL		Honda - Banks Racing					
IDEAL LAP TIME : 54.604		BEST LAP TIME : 54.640		DIFFERENCE : 0.036			
LAP	SECTOR 1	SECTOR 2	SECTOR 3	LAP TIME	MPH	DIFF	TIME OF DAY
1 -	OUTLAP	23.166	104.2	16.516	97.3		13:51:23.976
2 -	18.628	21.793	107.0	15.915	100.1	56.336 80.96	1.696 13:52:20.312
3 -	18.645	22.428	106.3	15.780	98.8	56.853 80.22	2.213 13:53:17.165
4 -	17.981	21.581	107.2	15.694	99.5	55.256 82.54	0.616 13:54:12.421
5 -	18.696	21.819	108.7	15.665	100.9	56.180 81.18	1.540 13:55:08.601
6 -	18.115	22.988	107.0	15.921	98.2	57.024 79.98	2.384 13:56:05.625
7 -	18.007	21.797	109.1	15.659	99.2	55.463 82.23	0.823 13:57:01.088
8 -	18.145	21.855	109.2	15.650	99.5	55.650 81.96	1.010 13:57:56.738
9 -	18.276	22.091	107.2	15.772	97.2	56.139 81.24	1.499 13:58:52.877
10 -	18.190	21.653	105.5	19.260	30.6	59.103 77.17	4.463 13:59:51.980
11 -	OUTLAP	21.472	107.8	15.758	97.2	1:25.112 53.58	30.472 14:01:17.092
12 -	17.992	21.454	107.3	15.560	99.2	55.006 82.92	0.366 14:02:12.098
13 -	18.522	21.576	106.8	15.593	98.9	55.691 81.90	1.051 14:03:07.789
14 -	18.623	21.949	106.0	15.941	99.5	56.513 80.70	1.873 14:04:04.302
15 -	17.895	21.310	105.0	15.592	98.6	54.797 (2) 83.23	0.157 14:04:59.099
16 -	17.855	21.537	106.1	15.603	98.2	54.995 (3) 82.93	0.355 14:05:54.094
17 -	17.819	22.007	106.6	15.783	98.1	55.609 82.02	0.969 14:06:49.703
18 -	17.884	22.308	105.1	15.750	98.6	55.942 81.53	1.302 14:07:45.645
19 -	17.790	21.346	106.0	15.504	99.4	54.640 (1) 83.47	14:08:40.285
20 -	18.465	21.934	103.5	18.605	39.9	59.004 77.30	4.364 14:09:39.289

P3 34 M3 Jordan WEAVING		KTM - Jordan Racing / Burkert					
IDEAL LAP TIME : 54.683		BEST LAP TIME : 54.683		DIFFERENCE : 0.000			
LAP	SECTOR 1	SECTOR 2	SECTOR 3	LAP TIME	MPH	DIFF	TIME OF DAY
1 -	OUTLAP	23.637	103.5	16.295	100.0		13:51:22.445
2 -	18.759	22.234	110.3	16.529	87.4	57.522 79.29	2.839 13:52:19.967
3 -	19.762	23.919	109.8	15.757	101.6	59.438 76.73	4.755 13:53:19.405
4 -	18.271	22.073	110.9	15.718	102.1	56.062 81.35	1.379 13:54:15.467
5 -	18.104	21.873	112.4	15.521	101.9	55.498 82.18	0.815 13:55:10.965
6 -	18.623	22.004	111.1	15.855	102.1	56.482 80.75	1.799 13:56:07.447
7 -	18.516	21.901	111.4	16.491	97.2	56.908 80.14	2.225 13:57:04.355
8 -	18.551	22.359	111.1	15.679	101.3	56.589 80.60	1.906 13:58:00.944
9 -	18.942	22.918	103.5	21.093	32.2	1:02.953 72.45	8.270 13:59:03.897
10 -	OUTLAP	22.140	110.5	15.890	101.0	1:36.073 47.47	41.390 14:00:39.970
11 -	18.284	21.784	110.9	16.384	100.3	56.452 80.79	1.769 14:01:36.422
12 -	18.220	21.543	111.6	15.965	101.3	55.728 81.84	1.045 14:02:32.150
13 -	18.138	21.638	110.5	15.585	100.4	55.361 82.38	0.678 14:03:27.511
14 -	18.189	21.495	110.7	15.483	101.8	55.167 (2) 82.67	0.484 14:04:22.678

Weather / Track : Bright / Dry

Knockhill
Circuit Length = 1.2669 miles
Start: 13:50 Flag 14:10 End: 14:11

MCRCB BULLETIN TK037

2014 MCE British Superbike Championship - Round 4

2014 Motul British Motostar Championship

FREE PRACTICE 2 - SECTOR ANALYSIS

SECTOR 1 = FL to I1, SECTOR 2 = I1 to I2, SECTOR 3 = I2 to FL, DIFF = Difference To Personal Best Lap

15 -	18.069	21.676	110.5	15.506	101.8	55.251	(3)	82.55	0.568	14:05:17.929
16 -	19.062	22.212	110.3	15.608	102.2	56.882		80.18	2.199	14:06:14.811
17 -	17.946	21.871	109.6	15.461	101.9	55.278		82.51	0.595	14:07:10.089
18 -	17.843	21.459	111.6	15.381	102.1	54.683	(1)	83.41		14:08:04.772
19 -	17.845	21.938	110.3	15.703	101.5	55.486		82.20	0.803	14:09:00.258
20 -	18.383	22.188	110.9	15.489	102.4	56.060		81.36	1.377	14:09:56.318
21 -	18.611	22.277	110.3	15.474	102.1	56.362		80.92	1.679	14:10:52.680

P4	42 M3	James HOBSON	Honda - Two 4 Motorsport							
IDEAL LAP TIME : 54.702		BEST LAP TIME : 54.966		DIFFERENCE : 0.264						

LAP	SECTOR 1	SECTOR 2	SECTOR 3	LAP TIME	MPH	DIFF	TIME OF DAY			
1 -	OUTLAP	23.914	107.3	17.616	104.2		13:51:17.185			
2 -	19.967	23.608	110.7	16.838	90.1	1:00.413	75.49	5.447	13:52:17.598	
3 -	21.454	22.450	113.7	16.114	105.1	1:00.018	75.99	5.052	13:53:17.616	
4 -	18.754	21.955	113.3	16.422	104.2	57.131	79.83	2.165	13:54:14.747	
5 -	18.676	23.445	112.9	15.978	105.6	58.099	78.50	3.133	13:55:12.846	
6 -	18.646	21.723	113.5	15.811	105.5	56.180	81.18	1.214	13:56:09.026	
7 -	18.378	22.023	112.9	15.764	105.6	56.165	81.20	1.199	13:57:05.191	
8 -	18.552	21.817	114.3	15.584	106.5	55.953	81.51	0.987	13:58:01.144	
9 -	18.710	21.671	113.5	15.542	105.3	55.923	81.56	0.957	13:58:57.067	
10 -	19.072	23.442	97.9	19.964	87.1	1:02.478	73.00	7.512	13:59:59.545	
11 -	20.909	23.678	113.7	15.667	105.6	1:00.254	75.69	5.288	14:00:59.799	
12 -	18.368	21.376	114.9	15.525	106.6	55.269	82.52	0.303	14:01:55.068	
13 -	18.609	22.240	113.5	15.796	105.1	56.645	80.52	1.679	14:02:51.713	
14 -	18.141	21.544	113.3	15.367	106.0	55.052	(2)	82.85	0.086	14:03:46.765
15 -	18.316	22.005	112.7	15.491	104.6	55.812	81.72	0.846	14:04:42.577	
16 -	18.380	21.889	113.1	15.454	105.5	55.723	81.85	0.757	14:05:38.300	
17 -	18.062	21.851	113.9	15.378	105.6	55.291	82.49	0.325	14:06:33.591	
18 -	18.205	21.543	113.5	15.494	105.3	55.242	82.56	0.276	14:07:28.833	
19 -	17.963	21.640	113.5	15.363	105.5	54.966	(1)	82.98		14:08:23.799
20 -	17.984	21.573	113.9	15.538	105.3	55.095	(3)	82.78	0.129	14:09:18.894
21 -	18.303	21.432	114.3	15.486	105.6	55.221	82.59	0.255	14:10:14.115	

P5	36 M3	Jayson URIBE	Honda - FPW Racing / RSR							
IDEAL LAP TIME : 54.868		BEST LAP TIME : 55.083		DIFFERENCE : 0.215						

LAP	SECTOR 1	SECTOR 2	SECTOR 3	LAP TIME	MPH	DIFF	TIME OF DAY			
1 -		24.882	104.3	17.640	97.6		13:51:06.483			
2 -	20.483	22.671	108.5	16.524	101.6	59.678	76.42	4.595	13:52:06.161	
3 -	18.462	22.627	107.2	16.357	100.9	57.446	79.39	2.363	13:53:03.607	
4 -	18.544	22.465	107.3	15.822	100.3	56.831	80.25	1.748	13:54:00.438	
5 -	18.200	22.358	108.2	15.636	101.5	56.194	81.16	1.111	13:54:56.632	
6 -	18.151	21.723	107.5	15.633	100.7	55.507	82.17	0.424	13:55:52.139	
7 -	18.138	22.149	106.8	15.707	99.2	55.994	81.45	0.911	13:56:48.133	
8 -	18.115	21.649	107.3	15.690	100.1	55.454	(3)	82.25	0.371	13:57:43.587
9 -	18.148	21.517	107.3	15.946	99.8	55.611	82.01	0.528	13:58:39.198	
10 -	18.245	21.453	108.2	15.963	99.5	55.661	81.94	0.578	13:59:34.859	
11 -	18.066	21.564	107.7	16.395	100.1	56.025	81.41	0.942	14:00:30.884	
12 -	18.381	21.605	107.5	15.565	100.0	55.551	82.10	0.468	14:01:26.435	
13 -	18.102	21.440	107.0	15.756	100.1	55.298	(2)	82.48	0.215	14:02:21.733
14 -	17.972	21.584	106.1	18.529	37.8	58.085	78.52	3.002	14:03:19.818	
15 -	OUTLAP	22.569	105.5	15.805	100.6	1:53.134	40.31	58.051	14:05:12.952	
16 -	18.037	21.437	108.2	15.609	100.3	55.083	(1)	82.80		14:06:08.035
17 -	18.390	21.673	107.3	15.459	101.0	55.522	82.14	0.439	14:07:03.557	
18 -	18.354	21.920	107.5	15.568	101.0	55.842	81.67	0.759	14:07:59.399	
19 -	18.083	22.136	107.2	15.645	100.4	55.864	81.64	0.781	14:08:55.263	

P6	6	Taz TAYLOR	Luyten Honda - FPW Racing / Hookless Holidays							
IDEAL LAP TIME : 55.082		BEST LAP TIME : 55.148		DIFFERENCE : 0.066						

LAP	SECTOR 1	SECTOR 2	SECTOR 3	LAP TIME	MPH	DIFF	TIME OF DAY		
1 -	OUTLAP	27.179	96.8	17.068	101.2		13:51:16.815		
2 -	19.635	24.059	108.2	15.806	101.9	59.500	76.65	4.352	13:52:16.315
3 -	18.865	22.646	108.7	15.739	103.0	57.250	79.67	2.102	13:53:13.565

Knockhill
 Circuit Length = 1.2669 miles
 Start: 13:50 Flag 14:10 End: 14:11

Weather / Track : Bright / Dry

MCRCB BULLETIN TK037

2014 MCE British Superbike Championship - Round 4

2014 Motul British Motostar Championship

FREE PRACTICE 2 - SECTOR ANALYSIS

SECTOR 1 = FL to I1, SECTOR 2 = I1 to I2, SECTOR 3 = I2 to FL, DIFF = Difference To Personal Best Lap

4 -	18.513	22.711	110.1	16.062	101.8	57.286	79.62	2.138	13:54:10.851
5 -	19.038	22.461	112.4	15.748	104.3	57.247	79.67	2.099	13:55:08.098
6 -	18.461	22.785	111.6	15.596	103.2	56.842	80.24	1.694	13:56:04.940
7 -	18.292	21.932	112.2	15.305	104.6	55.529	82.13	0.381	13:57:00.469
8 -	18.549	22.185	113.1	15.525	103.2	56.259	81.07	1.111	13:57:56.728
9 -	18.902	22.121	111.2	15.490	102.2	56.513	80.70	1.365	13:58:53.241
10 -	18.381	21.815	111.8	15.473	101.5	55.669	81.93	0.521	13:59:48.910
11 -	18.205	22.174	110.9	15.368	102.4	55.747	81.81	0.599	14:00:44.657
12 -	18.100	21.752	110.7	15.512	102.6	55.364 (2)	82.38	0.216	14:01:40.021
13 -	18.025	21.754	111.1	15.369	101.9	55.148 (1)	82.70		14:02:35.169
14 -	18.419	23.038	111.8	15.414	102.9	56.871	80.20	1.723	14:03:32.040
15 -	18.634	22.217	110.0	15.381	103.2	56.232	81.11	1.084	14:04:28.272
16 -	18.515	22.364	110.7	15.445	102.4	56.324	80.97	1.176	14:05:24.596
17 -	18.035	23.827	97.3	16.614	101.6	58.476	77.99	3.328	14:06:23.072
18 -	18.155	21.851	111.1	15.597	102.4	55.603	82.02	0.455	14:07:18.675
19 -	18.044	22.687	111.6	15.352	102.1	56.083	81.32	0.935	14:08:14.758
20 -	18.222	21.911	110.9	15.395	102.6	55.528 (3)	82.14	0.380	14:09:10.286
21 -	19.137	22.394	110.3	15.525	102.6	57.056	79.94	1.908	14:10:07.342

P7	43	Arnie SHELTON		Honda - e3 Motorsport with Shelton Racing					
IDEAL LAP TIME : 55.710		BEST LAP TIME : 55.750		DIFFERENCE : 0.040					

LAP	SECTOR 1	SECTOR 2	SECTOR 3	LAP TIME	MPH	DIFF	TIME OF DAY		
1 -	OUTLAP	25.091	107.0	16.969	100.3		13:51:09.384		
2 -	19.909	23.615	109.1	17.215	101.6	1:00.739	75.09	4.989	13:52:10.123
3 -	19.516	23.178	110.5	16.650	101.6	59.344	76.85	3.594	13:53:09.467
4 -	19.295	23.040	110.7	16.604	101.0	58.939	77.38	3.189	13:54:08.406
5 -	18.872	22.393	111.2	16.621	100.9	57.886	78.79	2.136	13:55:06.292
6 -	18.728	22.501	108.4	16.149	101.6	57.378	79.49	1.628	13:56:03.670
7 -	18.431	22.083	109.2	16.067	101.6	56.581	80.61	0.831	13:57:00.251
8 -	18.512	22.131	109.6	16.828	99.5	57.471	79.36	1.721	13:57:57.722
9 -	18.616	22.130	110.7	16.077	102.4	56.823	80.26	1.073	13:58:54.545
10 -	19.053	26.160	69.3	19.127	101.0	1:04.340	70.89	8.590	13:59:58.885
11 -	19.500	22.582	108.4	16.017	101.8	58.099	78.50	2.349	14:00:56.984
12 -	18.643	22.319	109.4	16.345	101.9	57.307	79.59	1.557	14:01:54.291
13 -	19.046	22.507	110.0	16.317	100.9	57.870	78.81	2.120	14:02:52.161
14 -	18.390	21.808	109.6	15.876	101.0	56.074 (2)	81.34	0.324	14:03:48.235
15 -	18.370	22.082	108.7	16.186	100.4	56.638	80.53	0.888	14:04:44.873
16 -	18.546	22.859	106.8	16.090	100.9	57.495	79.33	1.745	14:05:42.368
17 -	18.475	21.927	109.1	15.867	102.2	56.269	81.05	0.519	14:06:38.637
18 -	18.846	25.214	93.2	16.233	101.3	1:00.293	75.64	4.543	14:07:38.930
19 -	18.181	22.150	109.1	16.007	101.0	56.338	80.95	0.588	14:08:35.268
20 -	18.086	21.757	109.6	15.907	102.9	55.750 (1)	81.81		14:09:31.018
21 -	18.172	22.012	108.4	15.957	101.3	56.141 (3)	81.24	0.391	14:10:27.159

P8	86 M3	Charlie NESBITT		Repli-Cast - Repli-Cast UK					
IDEAL LAP TIME : 55.995		BEST LAP TIME : 56.155		DIFFERENCE : 0.160					

LAP	SECTOR 1	SECTOR 2	SECTOR 3	LAP TIME	MPH	DIFF	TIME OF DAY		
1 -	OUTLAP	23.346	110.0	16.302	99.8		13:52:09.374		
2 -	18.903	23.527	107.8	15.984	100.3	58.414	78.08	2.259	13:53:07.788
3 -	19.151	23.127	109.8	16.402	100.6	58.680	77.72	2.525	13:54:06.468
4 -	19.203	23.168	108.0	21.255	39.6	1:03.626	71.68	7.471	13:55:10.094
5 -	OUTLAP	22.697	108.4	16.243	99.7	1:15.605	60.32	19.450	13:56:25.699
6 -	18.521	23.081	106.3	16.213	99.8	57.815	78.89	1.660	13:57:23.514
7 -	18.624	22.479	108.2	15.895	99.5	56.998	80.02	0.843	13:58:20.512
8 -	18.756	22.572	108.7	16.021	100.4	57.349	79.53	1.194	13:59:17.861
9 -	18.509	22.594	109.6	16.387	99.8	57.490	79.33	1.335	14:00:15.351
10 -	18.742	22.645	108.4	16.084	99.7	57.471	79.36	1.316	14:01:12.822
11 -	18.325	22.238	109.1	15.778	100.0	56.341	80.95	0.186	14:02:09.163
12 -	18.741	22.474	109.4	16.256	98.5	57.471	79.36	1.316	14:03:06.634
13 -	18.833	22.596	107.5	16.846	99.7	58.275	78.26	2.120	14:04:04.909
14 -	18.225	22.105	108.0	15.923	100.1	56.253 (3)	81.08	0.098	14:05:01.162
15 -	18.343	22.669	107.7	15.947	99.5	56.959	80.07	0.804	14:05:58.121
16 -	18.341	22.009	108.0	15.805	99.8	56.155 (1)	81.22		14:06:54.276

Weather / Track : Bright / Dry

Knockhill
Circuit Length = 1.2669 miles
Start: 13:50 Flag 14:10 End: 14:11

MCRCB BULLETIN TK037

2014 MCE British Superbike Championship - Round 4

2014 Motul British Motostar Championship

FREE PRACTICE 2 - SECTOR ANALYSIS

SECTOR 1 = FL to I1, SECTOR 2 = I1 to I2, SECTOR 3 = I2 to FL, DIFF = Difference To Personal Best Lap

17 -	18.604	22.210	107.7	16.228	99.4	57.042	79.96	0.887	14:07:51.318
18 -	18.376	22.220	108.4	15.764	100.1	56.360	80.92	0.205	14:08:47.678
19 -	18.222	22.176	107.7	15.783	99.7	56.181 (2)	81.18	0.026	14:09:43.859
20 -	18.391	22.382	108.4	15.917	99.7	56.690	80.45	0.535	14:10:40.549

P9 35		Elliot LODGE				Honda - SP125 / Spike Racing			
IDEAL LAP TIME : 56.244		BEST LAP TIME : 56.305		DIFFERENCE : 0.061					
LAP	SECTOR 1	SECTOR 2	SECTOR 3	LAP TIME	MPH	DIFF	TIME OF DAY		
1 -		24.187	107.7	17.335	97.9				13:51:06.547
2 -	21.584	23.481	108.7	16.532	98.1	1:01.597	74.04	5.292	13:52:08.144
3 -	19.184	22.517	108.2	16.283	99.1	57.984	78.66	1.679	13:53:06.128
4 -	19.157	24.056	105.1	16.553	98.6	59.766	76.31	3.461	13:54:05.894
5 -	19.997	23.454	106.5	16.457	98.5	59.908	76.13	3.603	13:55:05.802
6 -	18.649	22.366	106.6	16.097	98.5	57.112	79.86	0.807	13:56:02.914
7 -	18.578	22.196	106.6	16.164	98.1	56.938	80.10	0.633	13:56:59.852
8 -	18.416	21.967	108.2	15.922	98.9	56.305 (1)	81.00		13:57:56.157
9 -	19.086	22.518	106.6	16.509	99.2	58.113	78.48	1.808	13:58:54.270
10 -	18.954	23.328	100.9	24.422	30.8	1:06.704	68.37	10.399	14:00:00.974
11 -	OUTLAP	22.970	105.8	16.185	99.2	1:16.366	59.72	20.061	14:01:17.340
12 -	18.432	22.150	107.3	15.904	98.1	56.486 (3)	80.74	0.181	14:02:13.826
13 -	18.514	22.246	106.5	16.167	98.8	56.927	80.12	0.622	14:03:10.753
14 -	18.845	24.026	69.9	20.095	97.1	1:02.966	72.43	6.661	14:04:13.719
15 -	19.090	23.027	106.1	15.892	98.3	58.009	78.62	1.704	14:05:11.728
16 -	18.583	21.968	106.8	16.126	98.9	56.677	80.47	0.372	14:06:08.405
17 -	18.385	22.167	106.1	15.904	98.3	56.456 (2)	80.79	0.151	14:07:04.861
18 -	18.600	22.687	105.6	16.066	98.5	57.353	79.52	1.048	14:08:02.214
19 -	18.923	23.619	106.3	16.411	97.5	58.953	77.36	2.648	14:09:01.167
20 -	19.629	23.051	105.1	16.850	98.5	59.530	76.61	3.225	14:10:00.697
21 -	18.723	22.579	106.0	16.620	96.0	57.922	78.74	1.617	14:10:58.619

P10 79 M3		Chris TAYLOR				Honda - Ducati Coventry			
IDEAL LAP TIME : 56.181		BEST LAP TIME : 56.351		DIFFERENCE : 0.170					
LAP	SECTOR 1	SECTOR 2	SECTOR 3	LAP TIME	MPH	DIFF	TIME OF DAY		
1 -		24.345	106.5	17.447	101.2				13:51:04.649
2 -	19.622	23.679	109.2	16.575	102.7	59.876	76.17	3.525	13:52:04.525
3 -	19.254	23.630	109.1	16.265	101.5	59.149	77.11	2.798	13:53:03.674
4 -	19.266	23.740	109.1	16.145	103.5	59.151	77.10	2.800	13:54:02.825
5 -	18.935	23.215	109.2	16.109	103.2	58.259	78.29	1.908	13:55:01.084
6 -	18.656	23.185	109.1	16.128	103.0	57.969	78.68	1.618	13:55:59.053
7 -	18.727	22.867	108.9	16.671	99.4	58.265	78.28	1.914	13:56:57.318
8 -	18.941	22.801	108.5	16.168	103.0	57.910	78.76	1.559	13:57:55.228
9 -	18.730	22.811	108.5	16.468	100.4	58.009	78.62	1.658	13:58:53.237
10 -	18.933	22.680	109.6	16.167	102.2	57.780	78.93	1.429	13:59:51.017
11 -	19.009	23.104	108.7	16.015	101.3	58.128	78.46	1.777	14:00:49.145
12 -	18.535	22.622	108.7	16.157	101.8	57.314	79.58	0.963	14:01:46.459
13 -	18.676	22.547	109.4	16.269	101.6	57.492	79.33	1.141	14:02:43.951
14 -	18.582	22.497	109.1	15.982	101.9	57.061	79.93	0.710	14:03:41.012
15 -	18.590	22.718	107.7	16.043	102.2	57.351	79.52	1.000	14:04:38.363
16 -	18.768	22.844	108.5	16.239	103.4	57.851	78.84	1.500	14:05:36.214
17 -	18.311	22.293	109.6	15.910	101.9	56.514 (3)	80.70	0.163	14:06:32.728
18 -	18.401	22.173	110.0	15.777	102.6	56.351 (1)	80.94		14:07:29.079
19 -	18.344	22.413	109.4	15.728	102.4	56.485 (2)	80.74	0.134	14:08:25.564
20 -	18.280	22.570	109.2	15.978	101.6	56.828	80.26	0.477	14:09:22.392
21 -	18.527	22.420	110.0	15.910	102.6	56.857	80.22	0.506	14:10:19.249

P11 164		Anthony ALONSO				Honda - SP125 / BARF Racing			
IDEAL LAP TIME : 56.613		BEST LAP TIME : 56.776		DIFFERENCE : 0.163					
LAP	SECTOR 1	SECTOR 2	SECTOR 3	LAP TIME	MPH	DIFF	TIME OF DAY		
1 -	OUTLAP	28.896	87.7	18.240	89.8				13:51:27.184
2 -	21.204	24.768	97.9	17.274	95.0	1:03.246	72.11	6.470	13:52:30.430
3 -	19.123	23.063	103.0	16.531	95.8	58.717	77.67	1.941	13:53:29.147
4 -	19.006	22.769	103.5	16.369	96.6	58.144	78.44	1.368	13:54:27.291

Knockhill
 Circuit Length = 1.2669 miles
 Start: 13:50 Flag 14:10 End: 14:11

Weather / Track : Bright / Dry

MCRCB BULLETIN TK037

2014 MCE British Superbike Championship - Round 4

2014 Motul British Motostar Championship

FREE PRACTICE 2 - SECTOR ANALYSIS

SECTOR 1 = FL to I1, SECTOR 2 = I1 to I2, SECTOR 3 = I2 to FL, DIFF = Difference To Personal Best Lap

5 -	18.712	22.638	104.2	16.417	97.1	57.767	78.95	0.991	13:55:25.058
6 -	19.241	22.561	103.5	16.346	97.1	58.148	78.43	1.372	13:56:23.206
7 -	18.825	22.432	104.5	16.221	97.6	57.478	79.35	0.702	13:57:20.684
8 -	18.716	22.704	106.3	16.127	94.6	57.547	79.25	0.771	13:58:18.231
9 -	19.335	22.486	104.5	16.347	96.8	58.168	78.41	1.392	13:59:16.399
10 -	18.776	22.462	104.2	16.282	96.1	57.520	79.29	0.744	14:00:13.919
11 -	18.798	22.427	102.6	16.396	95.1	57.621	79.15	0.845	14:01:11.540
12 -	18.645	22.120	104.8	16.066	97.6	56.831 (2)	80.25	0.055	14:02:08.371
13 -	19.325	22.861	101.8	19.089	45.7	1:01.275	74.43	4.499	14:03:09.646
14 -	OUTLAP	22.876	101.8	16.266	96.2	2:04.282	36.69	1:07.506	14:05:13.928
15 -	18.644	22.706	102.7	16.297	96.2	57.647	79.12	0.871	14:06:11.575
16 -	18.682	22.321	103.0	16.127	95.8	57.130	79.83	0.354	14:07:08.705
17 -	18.459	22.283	103.8	16.034	96.6	56.776 (1)	80.33		14:08:05.481
18 -	18.592	22.283	104.5	16.190	96.6	57.065 (3)	79.92	0.289	14:09:02.546
19 -	18.896	22.578	104.6	16.250	95.8	57.724	79.01	0.948	14:10:00.270
20 -	18.559	22.780	101.6	16.192	95.7	57.531	79.28	0.755	14:10:57.801

P12 19 Kai JOHNSON	Nykos - Kinpac Racing		
IDEAL LAP TIME : 56.856	BEST LAP TIME : 56.890	DIFFERENCE : 0.034	

LAP	SECTOR 1	SECTOR 2	SECTOR 3	LAP TIME	MPH	DIFF	TIME OF DAY		
1 -		24.327	106.5	17.128	98.5		13:51:07.083		
2 -	20.915	23.494	105.8	16.712	100.1	1:01.121	74.62	4.231	13:52:08.204
3 -	19.792	22.881	105.8	16.592	97.8	59.265	76.96	2.375	13:53:07.469
4 -	19.321	23.165	106.6	17.010	97.9	59.496	76.66	2.606	13:54:06.965
5 -	19.170	23.439	106.1	18.538	93.9	1:01.147	74.59	4.257	13:55:08.112
6 -	19.121	22.631	107.8	16.481	98.2	58.233	78.32	1.343	13:56:06.345
7 -	18.762	22.665	105.6	16.692	97.5	58.119	78.47	1.229	13:57:04.464
8 -	18.846	22.799	106.0	16.275	98.1	57.920	78.74	1.030	13:58:02.384
9 -	18.804	22.663	106.3	16.327	96.8	57.794	78.92	0.904	13:59:00.178
10 -	18.892	22.805	105.6	16.644	97.3	58.341	78.18	1.451	13:59:58.519
11 -	18.733	22.603	106.1	16.441	98.6	57.777	78.94	0.887	14:00:56.296
12 -	18.840	22.735	105.6	16.643	99.1	58.218	78.34	1.328	14:01:54.514
13 -	19.416	22.690	106.1	16.281	97.9	58.387	78.11	1.497	14:02:52.901
14 -	18.653	22.401	106.1	16.198	97.9	57.252	79.66	0.362	14:03:50.153
15 -	18.666	22.396	106.0	16.128	98.2	57.190 (2)	79.75	0.300	14:04:47.343
16 -	19.131	22.853	106.0	16.178	99.4	58.162	78.42	1.272	14:05:45.505
17 -	18.694	22.587	106.3	15.953	99.1	57.234 (3)	79.69	0.344	14:06:42.739
18 -	18.767	22.607	106.5	16.026	98.6	57.400	79.46	0.510	14:07:40.139
19 -	18.525	22.430	106.0	15.935	98.5	56.890 (1)	80.17		14:08:37.029
20 -	19.250	23.032	106.0	16.193	97.3	58.475	78.00	1.585	14:09:35.504
21 -	18.801	22.839	104.6	16.199	97.8	57.839	78.85	0.949	14:10:33.343

P13 65 Josh OWENS	Honda - RCD Motorsport		
IDEAL LAP TIME : 56.552	BEST LAP TIME : 56.994	DIFFERENCE : 0.442	

LAP	SECTOR 1	SECTOR 2	SECTOR 3	LAP TIME	MPH	DIFF	TIME OF DAY		
1 -	OUTLAP	24.557	107.5	17.444	99.4		13:51:08.221		
2 -	20.345	23.674	108.0	17.537	99.1	1:01.556	74.09	4.562	13:52:09.777
3 -	19.591	23.317	107.2	16.501	101.3	59.409	76.77	2.415	13:53:09.186
4 -	19.311	23.054	108.2	16.904	98.6	59.269	76.95	2.275	13:54:08.455
5 -	19.375	22.532	109.2	16.599	101.5	58.506	77.95	1.512	13:55:06.961
6 -	19.103	23.495	109.1	16.226	101.6	58.824	77.53	1.830	13:56:05.785
7 -	18.920	22.652	106.5	16.198	100.4	57.770	78.95	0.776	13:57:03.555
8 -	18.866	22.832	107.3	16.337	101.2	58.035	78.59	1.041	13:58:01.590
9 -	19.008	22.449	107.0	16.430	99.5	57.887	78.79	0.893	13:58:59.477
10 -	19.119	22.802	107.3	16.331	99.5	58.252	78.29	1.258	13:59:57.729
11 -	19.055	22.822	106.6	16.241	99.4	58.118	78.48	1.124	14:00:55.847
12 -	18.965	22.747	107.5	16.411	99.7	58.123	78.47	1.129	14:01:53.970
13 -	18.875	22.775	107.5	16.554	99.1	58.204	78.36	1.210	14:02:52.174
14 -	18.880	22.204	108.0	16.045	100.1	57.129 (2)	79.83	0.135	14:03:49.303
15 -	18.654	22.665	107.0	16.024	100.1	57.343	79.54	0.349	14:04:46.646
16 -	19.564	22.816	106.8	16.242	99.7	58.622	77.80	1.628	14:05:45.268
17 -	18.705	22.578	106.3	15.935	100.0	57.218	79.71	0.224	14:06:42.486
18 -	18.773	22.507	107.5	15.867	100.3	57.147 (3)	79.81	0.153	14:07:39.633

Weather / Track : Bright / Dry

Knockhill
 Circuit Length = 1.2669 miles
 Start: 13:50 Flag 14:10 End: 14:11

MCRCB BULLETIN TK037

2014 MCE British Superbike Championship - Round 4

2014 Motul British Motostar Championship

FREE PRACTICE 2 - SECTOR ANALYSIS

SECTOR 1 = FL to I1, SECTOR 2 = I1 to I2, SECTOR 3 = I2 to FL, DIFF = Difference To Personal Best Lap

19 -	18.481	22.331	107.3	16.182	100.1	56.994 (1)	80.02		14:08:36.627
20 -	19.330	22.625	104.6	16.100	99.8	58.055	78.56	1.061	14:09:34.682
21 -	18.707	22.735	107.7	16.043	100.7	57.485	79.34	0.491	14:10:32.167

P14 13 M3 Sam BURMAN		Honda - WNT / Burman Racing							
IDEAL LAP TIME : 57.099		BEST LAP TIME : 57.240		DIFFERENCE : 0.141					
LAP	SECTOR 1	SECTOR 2	SECTOR 3	LAP TIME	MPH	DIFF	TIME OF DAY		
1 -		24.873	107.8	16.950	99.1				13:51:04.557
2 -	19.592	23.575	109.1	16.464	101.0	59.631	76.48	2.391	13:52:04.188
3 -	19.426	23.303	109.4	16.345	101.2	59.074	77.21	1.834	13:53:03.262
4 -	19.307	23.879	109.8	16.212	101.0	59.398	76.78	2.158	13:54:02.660
5 -	18.933	23.080	109.8	16.007	102.1	58.020	78.61	0.780	13:55:00.680
6 -	18.831	23.156	108.9	16.068	100.9	58.055	78.56	0.815	13:55:58.735
7 -	18.720	22.991	109.2	16.078	101.6	57.789	78.92	0.549	13:56:56.524
8 -	19.137	23.276	109.2	16.218	101.5	58.631	77.79	1.391	13:57:55.155
9 -	19.025	23.070	111.4	16.297	102.2	58.392	78.11	1.152	13:58:53.547
10 -	18.937	22.811	110.5	16.108	101.9	57.856	78.83	0.616	13:59:51.403
11 -	19.084	23.355	109.4	18.770	46.7	1:01.209	74.51	3.969	14:00:52.612
12 -	OUTLAP	23.723	108.7	16.411	101.3	3:14.464	23.45	2:17.224	14:04:07.076
13 -	18.897	23.067	109.6	15.958	101.0	57.922	78.74	0.682	14:05:04.998
14 -	18.943	22.693	109.6	15.940	101.3	57.576 (3)	79.21	0.336	14:06:02.574
15 -	18.572	22.685	110.0	15.983	101.3	57.240 (1)	79.68		14:06:59.814
16 -	18.638	22.901	109.4	15.842	101.9	57.381 (2)	79.48	0.141	14:07:57.195
17 -	20.279	23.971	109.2	16.015	101.5	1:00.265	75.68	3.025	14:08:57.460
18 -	19.240	22.783	110.1	15.995	101.3	58.018	78.61	0.778	14:09:55.478
19 -	19.102	23.267	108.2	16.198	101.5	58.567	77.87	1.327	14:10:54.045

P15 64 Asher DURHAM		Honda - SP125Racing.com							
IDEAL LAP TIME : 57.279		BEST LAP TIME : 57.337		DIFFERENCE : 0.058					
LAP	SECTOR 1	SECTOR 2	SECTOR 3	LAP TIME	MPH	DIFF	TIME OF DAY		
1 -		24.725	104.5	17.275	97.2				13:51:06.227
2 -	19.815	23.382	106.5	16.654	97.9	59.851	76.20	2.514	13:52:06.078
3 -	18.882	22.667	107.8	16.590	98.9	58.139	78.45	0.802	13:53:04.217
4 -	18.951	23.921	107.2	16.451	98.1	59.323	76.88	1.986	13:54:03.540
5 -	18.872	22.914	107.3	16.618	97.8	58.404	78.09	1.067	13:55:01.944
6 -	18.867	22.756	107.5	16.265	98.3	57.888	78.79	0.551	13:55:59.832
7 -	18.690	22.661	107.8	16.306	98.3	57.657	79.10	0.320	13:56:57.489
8 -	19.088	22.768	108.4	16.417	97.9	58.273	78.27	0.936	13:57:55.762
9 -	18.792	23.111	107.3	16.370	99.1	58.273	78.27	0.936	13:58:54.035
10 -	18.837	23.373	102.7	16.873	94.2	59.083	77.19	1.746	13:59:53.118
11 -	18.896	22.596	107.3	16.421	97.9	57.913	78.75	0.576	14:00:51.031
12 -	18.640	22.497	106.8	16.322	98.2	57.459 (2)	79.38	0.122	14:01:48.490
13 -	18.676	22.626	106.8	16.442	97.8	57.744	78.98	0.407	14:02:46.234
14 -	18.801	22.588	106.3	16.516	97.9	57.905	78.76	0.568	14:03:44.139
15 -	18.771	23.333	107.0	16.267	97.8	58.371	78.14	1.034	14:04:42.510
16 -	18.753	22.963	105.5	16.537	97.8	58.253	78.29	0.916	14:05:40.763
17 -	18.741	22.464	105.8	16.311	98.6	57.516 (3)	79.30	0.179	14:06:38.279
18 -	18.612	22.724	107.7	16.339	97.8	57.675	79.08	0.338	14:07:35.954
19 -	18.628	22.498	106.1	16.442	97.6	57.568	79.23	0.231	14:08:33.522
20 -	18.573	22.522	106.0	16.242	98.3	57.337 (1)	79.54		14:09:30.859
21 -	18.648	22.630	106.5	16.393	97.2	57.671	79.08	0.334	14:10:28.530

P16 11 Joseph THOMAS		Honda - Moto UK Racing							
IDEAL LAP TIME : 57.878		BEST LAP TIME : 58.136		DIFFERENCE : 0.258					
LAP	SECTOR 1	SECTOR 2	SECTOR 3	LAP TIME	MPH	DIFF	TIME OF DAY		
1 -		24.868	106.8	17.433	98.1				13:51:06.430
2 -	19.717	23.690	107.8	17.258	96.9	1:00.665	75.18	2.529	13:52:07.095
3 -	19.510	23.151	106.5	16.529	99.4	59.190	77.05	1.054	13:53:06.285
4 -	19.241	23.976	106.8	18.918	39.6	1:02.135	73.40	3.999	13:54:08.420
5 -	OUTLAP	23.551	105.5	16.564	97.8	1:12.909	62.55	14.773	13:55:21.329
6 -	19.527	23.195	106.0	17.056	97.5	59.778	76.30	1.642	13:56:21.107
7 -	19.164	22.936	106.0	16.611	97.8	58.711	77.68	0.575	13:57:19.818

Knockhill

Circuit Length = 1.2669 miles

Start: 13:50 Flag 14:10 End: 14:11

Weather / Track : Bright / Dry

MCRCB BULLETIN TK037

2014 MCE British Superbike Championship - Round 4

2014 Motul British Motostar Championship

FREE PRACTICE 2 - SECTOR ANALYSIS

SECTOR 1 = FL to I1, SECTOR 2 = I1 to I2, SECTOR 3 = I2 to FL, DIFF = Difference To Personal Best Lap

8 -	19.293	22.790	106.6	16.343	98.8	58.426 (3)	78.06	0.290	13:58:18.244
9 -	19.446	22.894	107.2	16.234	98.2	58.574	77.86	0.438	13:59:16.818
10 -	19.057	22.878	106.6	16.532	97.2	58.467	78.01	0.331	14:00:15.285
11 -	19.130	22.820	107.8	16.186	98.1	58.136 (1)	78.45		14:01:13.421
12 -	18.983	22.928	106.3	16.361	98.1	58.272 (2)	78.27	0.136	14:02:11.693
13 -	19.200	22.709	107.2	16.602	97.9	58.511	77.95	0.375	14:03:10.204
14 -	19.062	22.909	107.5	16.602	98.6	58.573	77.87	0.437	14:04:08.777
15 -	19.671	23.659	100.4	21.094	32.4	1:04.424	70.79	6.288	14:05:13.201
16 -	OUTLAP	23.616	106.3	16.504	97.3	1:58.483	38.49	1:00.347	14:07:11.684
17 -	19.286	23.665	105.1	16.391	97.3	59.342	76.86	1.206	14:08:11.026
18 -	19.175	23.076	106.0	16.388	97.6	58.639	77.78	0.503	14:09:09.665
19 -	19.252	23.205	107.3	16.239	97.9	58.696	77.70	0.560	14:10:08.361

P17 4	Louis VALLELEY	KTM - Century 21 / Cresswell Racing	
IDEAL LAP TIME : 57.997	BEST LAP TIME : 58.305	DIFFERENCE : 0.308	

LAP	SECTOR 1	SECTOR 2	SECTOR 3	LAP TIME	MPH	DIFF	TIME OF DAY		
1 -		25.058	108.0	17.358	98.5		13:51:06.772		
2 -	20.510	23.370	106.6	17.275	96.1	1:01.155	74.58	2.850	13:52:07.927
3 -	20.185	23.675	105.5	16.785	98.2	1:00.645	75.21	2.340	13:53:08.572
4 -	19.454	23.643	105.6	17.173	100.1	1:00.270	75.67	1.965	13:54:08.842
5 -	19.729	22.924	106.0	16.987	97.1	59.640	76.47	1.335	13:55:08.482
6 -	19.416	22.851	106.3	17.025	95.7	59.292	76.92	0.987	13:56:07.774
7 -	19.332	23.346	105.3	17.093	96.4	59.771	76.30	1.466	13:57:07.545
8 -	19.856	23.818	105.3	17.167	96.1	1:00.841	74.96	2.536	13:58:08.386
9 -	19.531	23.340	106.1	16.700	97.1	59.571	76.56	1.266	13:59:07.957
10 -	19.619	23.725	105.8	16.856	97.6	1:00.200	75.76	1.895	14:00:08.157
11 -	19.361	23.469	104.5	16.849	97.5	59.679	76.42	1.374	14:01:07.836
12 -	19.296	23.759	104.6	16.827	96.8	59.882	76.16	1.577	14:02:07.718
13 -	19.392	22.912	105.1	16.736	97.5	59.040	77.25	0.735	14:03:06.758
14 -	20.369	23.775	106.3	16.528	98.3	1:00.672	75.17	2.367	14:04:07.430
15 -	19.084	22.826	105.8	16.395	97.5	58.305 (1)	78.22		14:05:05.735
16 -	19.163	22.726	104.8	16.521	97.8	58.410 (3)	78.08	0.105	14:06:04.145
17 -	18.943	22.843	104.8	16.604	97.2	58.390 (2)	78.11	0.085	14:07:02.535
18 -	19.177	22.659	105.1	16.773	97.6	58.609	77.82	0.304	14:08:01.144
19 -	19.577	23.911	102.1	17.280	97.1	1:00.768	75.05	2.463	14:09:01.912
20 -	20.105	24.140	103.4	17.065	96.5	1:01.310	74.39	3.005	14:10:03.222

P18 127	Georgina POLDEN	Honda - RS Racing	
IDEAL LAP TIME : 58.289	BEST LAP TIME : 58.331	DIFFERENCE : 0.042	

LAP	SECTOR 1	SECTOR 2	SECTOR 3	LAP TIME	MPH	DIFF	TIME OF DAY		
1 -	OUTLAP	26.785	106.8	17.863	101.9		13:51:15.675		
2 -	20.574	24.276	108.7	16.844	103.7	1:01.694	73.93	3.363	13:52:17.369
3 -	19.760	24.131	109.4	16.622	104.5	1:00.513	75.37	2.182	13:53:17.882
4 -	19.496	23.575	111.1	16.405	103.2	59.476	76.68	1.145	13:54:17.358
5 -	19.586	23.861	108.9	16.359	103.2	59.806	76.26	1.475	13:55:17.164
6 -	19.913	23.688	109.2	16.569	103.0	1:00.170	75.80	1.839	13:56:17.334
7 -	19.492	23.666	110.7	16.247	103.2	59.405	76.77	1.074	13:57:16.739
8 -	19.461	23.345	110.5	16.507	102.4	59.313	76.89	0.982	13:58:16.052
9 -	19.427	23.552	111.2	16.602	102.2	59.581	76.55	1.250	13:59:15.633
10 -	19.356	23.352	110.1	16.732	102.9	59.440	76.73	1.109	14:00:15.073
11 -	19.637	23.088	112.4	16.509	103.0	59.234 (3)	77.00	0.903	14:01:14.307
12 -	19.294	23.364	111.1	23.821	35.1	1:06.479	68.60	8.148	14:02:20.786
13 -	OUTLAP	23.884	109.8	17.134	103.0	1:56.478	39.15	58.147	14:04:17.264
14 -	19.892	23.739	110.3	16.535	102.9	1:00.166	75.80	1.835	14:05:17.430
15 -	19.728	23.724	111.2	16.497	103.0	59.949	76.08	1.618	14:06:17.379
16 -	19.558	23.396	111.2	16.413	103.0	59.367	76.82	1.036	14:07:16.746
17 -	19.309	23.251	112.0	16.502	102.9	59.062 (2)	77.22	0.731	14:08:15.808
18 -	19.006	23.130	111.8	16.195	103.7	58.331 (1)	78.19		14:09:14.139
19 -	19.856	23.610	110.5	16.357	103.7	59.823	76.24	1.492	14:10:13.962

Weather / Track : Bright / Dry

Knockhill
 Circuit Length = 1.2669 miles
 Start: 13:50 Flag 14:10 End: 14:11

MCRCB BULLETIN TK037

2014 MCE British Superbike Championship - Round 4

2014 Motul British Motostar Championship

FREE PRACTICE 2 - SECTOR ANALYSIS

SECTOR 1 = FL to I1, SECTOR 2 = I1 to I2, SECTOR 3 = I2 to FL, DIFF = Difference To Personal Best Lap

P19 74 M3 Joe THOMPSON		Repli-Cast - Repli-Cast UK							
IDEAL LAP TIME : 58.222		BEST LAP TIME : 58.460		DIFFERENCE : 0.238					
LAP	SECTOR 1	SECTOR 2		SECTOR 3		LAP TIME	MPH	DIFF	TIME OF DAY
1 -	OUTLAP	24.904	109.1	17.718	93.8				13:51:09.497
2 -	21.005	24.011	109.8	16.806	101.0	1:01.822	73.77	3.362	13:52:11.319
3 -	19.979	23.773	108.5	16.591	101.2	1:00.343	75.58	1.883	13:53:11.662
4 -	19.830	23.601	109.1	16.772	99.5	1:00.203	75.76	1.743	13:54:11.865
5 -	19.866	23.666	108.7	17.058	100.4	1:00.590	75.27	2.130	13:55:12.455
6 -	19.674	23.187	107.8	16.542	101.0	59.403	76.78	0.943	13:56:11.858
7 -	19.567	23.332	107.5	16.532	101.2	59.431	76.74	0.971	13:57:11.289
8 -	19.561	23.085	108.5	16.700	99.4	59.346	76.85	0.886	13:58:10.635
9 -	19.609	23.780	108.0	20.899	44.8	1:04.288	70.94	5.828	13:59:14.923
10 -	OUTLAP	23.897	108.5	16.658	100.6	2:17.317	33.21	1:18.857	14:01:32.240
11 -	19.753	23.613	107.3	16.467	100.6	59.833	76.23	1.373	14:02:32.073
12 -	19.450	23.331	107.5	16.463	100.4	59.244	76.98	0.784	14:03:31.317
13 -	19.543	23.180	107.3	16.483	101.0	59.206	77.03	0.746	14:04:30.523
14 -	19.411	23.452	107.5	16.285	100.7	59.148	77.11	0.688	14:05:29.671
15 -	19.392	23.158	108.4	16.259	100.1	58.809	77.55	0.349	14:06:28.480
16 -	19.324	22.961	108.7	16.175	100.9	58.460 (1)	78.02		14:07:26.940
17 -	19.229	22.843	109.4	16.394	98.9	58.466 (2)	78.01	0.006	14:08:25.406
18 -	19.378	22.961	108.4	16.150	101.6	58.489 (3)	77.98	0.029	14:09:23.895
19 -	19.350	23.045	108.0	17.205	100.9	59.600	76.52	1.140	14:10:23.495

P20 90 Greg GREENWOOD		Luyten Honda - FPW Racing							
IDEAL LAP TIME : 59.036		BEST LAP TIME : 59.309		DIFFERENCE : 0.273					
LAP	SECTOR 1	SECTOR 2		SECTOR 3		LAP TIME	MPH	DIFF	TIME OF DAY
1 -		25.499	104.3	16.652	99.2				13:51:05.500
2 -	20.087	23.757	106.8	16.934	101.5	1:00.778	75.04	1.469	13:52:06.278
3 -	19.389	23.467	107.7	16.453	99.8	59.309 (1)	76.90		13:53:05.587
4 -	19.460	24.038	107.0	16.513	98.8	1:00.011	76.00	0.702	13:54:05.598
5 -	19.759	24.012	106.0	17.213	100.4	1:00.984	74.79	1.675	13:55:06.582
6 -	19.325	23.258	107.2	17.613	98.3	1:00.196	75.77	0.887	13:56:06.778
7 -	19.560	24.005	108.0	17.166	98.8	1:00.731	75.10	1.422	13:57:07.509
8 -	19.656	23.819	106.3	16.991	99.1	1:00.466	75.43	1.157	13:58:07.975
9 -	19.450	23.671	106.3	16.704	97.6	59.825	76.24	0.516	13:59:07.800
10 -	19.614	23.595	106.8	17.026	98.5	1:00.235	75.72	0.926	14:00:08.035
11 -	19.335	23.392	106.6	16.665	98.2	59.392 (2)	76.79	0.083	14:01:07.427
12 -	19.389	24.162	103.2	17.246	99.5	1:00.797	75.02	1.488	14:02:08.224
13 -	20.284	23.845	106.5	16.669	99.1	1:00.798	75.02	1.489	14:03:09.022
14 -	19.441	23.427	107.7	16.772	98.8	59.640 (3)	76.47	0.331	14:04:08.662
15 -	19.560	58.911	100.0	18.380	97.1	1:36.851	47.09	37.542	14:05:45.513
16 -	20.206	24.805	104.3	17.050	98.5	1:02.061	73.49	2.752	14:06:47.574
17 -	19.522	25.764	87.8	20.686	92.0	1:05.972	69.13	6.663	14:07:53.546
18 -	20.236	25.929	99.8	17.248	94.5	1:03.413	71.92	4.104	14:08:56.959
19 -	20.719	24.506	105.8	16.756	98.9	1:01.981	73.58	2.672	14:09:58.940
20 -	19.409	23.550	107.5	16.705	99.4	59.664	76.44	0.355	14:10:58.604

P21 51 Gillian McGAW		Honda - Gillian McGaw Racing							
IDEAL LAP TIME : 59.603		BEST LAP TIME : 59.764		DIFFERENCE : 0.161					
LAP	SECTOR 1	SECTOR 2		SECTOR 3		LAP TIME	MPH	DIFF	TIME OF DAY
1 -	OUTLAP	25.624	100.3	17.439	95.7				13:54:48.305
2 -	20.302	24.081	99.8	17.167	95.4	1:01.550	74.10	1.786	13:55:49.855
3 -	19.896	23.966	100.6	16.706	96.2	1:00.568	75.30	0.804	13:56:50.423
4 -	19.543	23.660	101.5	16.661	95.1	59.864 (2)	76.19	0.100	13:57:50.287
5 -	19.801	23.781	101.8	16.853	95.1	1:00.435 (3)	75.47	0.671	13:58:50.722
6 -	19.544	23.637	103.4	16.583	95.8	59.764 (1)	76.31		13:59:50.486
7 -	19.385	24.006	103.5	17.154	94.1	1:00.545	75.33	0.781	14:00:51.031
8 -	19.469	23.675	102.4	19.636	44.8	1:02.780	72.65	3.016	14:01:53.811
9 -	OUTLAP	24.086	103.2	16.581	96.4	2:14.375	33.94	1:14.611	14:04:08.186

Weather / Track : Bright / Dry

Knockhill
Circuit Length = 1.2669 miles
Start: 13:50 Flag 14:10 End: 14:11

MCRCB BULLETIN TK037

2014 MCE British Superbike Championship - Round 4

2014 Motul British Motostar Championship

FREE PRACTICE 2 - SECTOR ANALYSIS

SECTOR 1 = FL to I1, SECTOR 2 = I1 to I2, SECTOR 3 = I2 to FL, DIFF = Difference To Personal Best Lap

P22 7		Jamie ASHBY				Honda - JPA Racing / SP125			
IDEAL LAP TIME : 59.611		BEST LAP TIME : 59.891		DIFFERENCE : 0.280					
LAP	SECTOR 1	SECTOR 2		SECTOR 3		LAP TIME	MPH	DIFF	TIME OF DAY
1 -	OUTLAP	26.823	103.7	18.306	96.2				13:51:15.582
2 -	21.174	24.621	106.6	17.279	97.5	1:03.074	72.31	3.183	13:52:18.656
3 -	20.807	24.196	105.6	17.366	96.9	1:02.369	73.13	2.478	13:53:21.025
4 -	20.305	24.103	105.6	17.224	97.1	1:01.632	74.00	1.741	13:54:22.657
5 -	20.421	23.985	105.1	17.420	97.3	1:01.826	73.77	1.935	13:55:24.483
6 -	20.193	23.853	105.0	17.242	97.5	1:01.288	74.42	1.397	13:56:25.771
7 -	20.083	23.877	105.8	16.906	97.2	1:00.866	74.93	0.975	13:57:26.637
8 -	20.683	24.591	105.3	17.034	95.8	1:02.308	73.20	2.417	13:58:28.945
9 -	20.021	23.898	105.6	16.984	95.3	1:00.903	74.89	1.012	13:59:29.848
10 -	20.120	23.736	105.0	17.125	95.4	1:00.981	74.79	1.090	14:00:30.829
11 -	19.953	23.909	105.1	17.033	95.8	1:00.895	74.90	1.004	14:01:31.724
12 -	19.957	23.756	105.0	17.137	97.9	1:00.850	74.95	0.959	14:02:32.574
13 -	20.047	23.919	105.1	17.092	95.7	1:01.058	74.70	1.167	14:03:33.632
14 -	19.860	23.713	104.6	17.052	96.6	1:00.625	75.23	0.734	14:04:34.257
15 -	20.174	24.322	104.5	17.078	95.7	1:01.574	74.07	1.683	14:05:35.831
16 -	19.804	23.754	105.5	16.846	96.1	1:00.404 (3)	75.51	0.513	14:06:36.235
17 -	19.748	23.534	105.6	16.609	99.1	59.891 (1)	76.15		14:07:36.126
18 -	19.612	23.427	105.5	16.982	96.4	1:00.021 (2)	75.99	0.130	14:08:36.147
19 -	19.977	23.506	106.1	16.926	96.9	1:00.409	75.50	0.518	14:09:36.556
20 -	19.575	23.744	104.8	17.160	95.5	1:00.479	75.41	0.588	14:10:37.035

P23 100		Stephen CAMPBELL				Honda - Campbell Racing			
IDEAL LAP TIME : 1:02.637		BEST LAP TIME : 1:03.216		DIFFERENCE : 0.579					
LAP	SECTOR 1	SECTOR 2		SECTOR 3		LAP TIME	MPH	DIFF	TIME OF DAY
1 -	OUTLAP	29.335	95.3	19.973	94.5				13:51:52.098
2 -	22.132	26.490	103.5	18.846	95.7	1:07.468	67.60	4.252	13:52:59.566
3 -	22.256	27.567	102.2	18.935	96.1	1:08.758	66.33	5.542	13:54:08.324
4 -	22.497	26.575	103.7	18.087	96.4	1:07.159	67.91	3.943	13:55:15.483
5 -	21.586	26.106	102.6	18.352	96.1	1:06.044	69.06	2.828	13:56:21.527
6 -	21.092	25.321	104.5	18.109	96.1	1:04.522	70.69	1.306	13:57:26.049
7 -	21.042	26.220	104.6	18.022	95.7	1:05.284	69.86	2.068	13:58:31.333
8 -	20.735	24.898	104.6	18.239	95.5	1:03.872	71.41	0.656	13:59:35.205
9 -	20.670	26.689	94.7	22.821	35.7	1:10.180	64.99	6.964	14:00:45.385
10 -	OUTLAP	27.704	99.2	18.227	95.7	2:55.745	25.95	1:52.529	14:03:41.130
11 -	21.076	25.396	104.0	17.413	96.9	1:03.885	71.39	0.669	14:04:45.015
12 -	21.161	25.872	103.7	17.650	96.5	1:04.683	70.51	1.467	14:05:49.698
13 -	20.999	25.028	104.8	17.568	96.5	1:03.595 (3)	71.72	0.379	14:06:53.293
14 -	20.965	24.575	104.3	17.840	96.8	1:03.380 (2)	71.96	0.164	14:07:56.673
15 -	20.712	25.302	103.0	17.853	96.0	1:03.867	71.41	0.651	14:09:00.540
16 -	20.649	24.946	104.3	17.621	97.6	1:03.216 (1)	72.15		14:10:03.756

Weather / Track : Bright / Dry

Knockhill
Circuit Length = 1.2669 miles
Start: 13:50 Flag 14:10 End: 14:11

MCRCB BULLETIN TK038**2014 MCE British Superbike Championship - Round 4****2014 Motul British Motostar Championship****FREE PRACTICE 2 - BEST SPEEDS**

POS	SECTOR 1			SECTOR 2			FINISH LINE		
	NO	NAME	MPH	NO	NAME	MPH	NO	NAME	MPH
1				66	Joe IRVING	115.1	66	Joe IRVING	107.2
2				42	James HOBSON	114.9	42	James HOBSON	106.6
3				6	Taz TAYLOR	113.1	6	Taz TAYLOR	104.6
4				34	Jordan WEAVING	112.4	127	Georgina POLDEN	104.5
5				127	Georgina POLDEN	112.4	79	Chris TAYLOR	103.5
6				13	Sam BURMAN	111.4	43	Arnie SHELTON	102.9
7				43	Arnie SHELTON	111.2	34	Jordan WEAVING	102.4
8				79	Chris TAYLOR	110.0	13	Sam BURMAN	102.2
9				86	Charlie NESBITT	110.0	36	Jayson URIBE	101.6
10				74	Joe THOMPSON	109.8	65	Josh OWENS	101.6
11				12	Edward RENDELL	109.2	74	Joe THOMPSON	101.6
12				65	Josh OWENS	109.2	90	Greg GREENWOOD	101.5
13				35	Elliot LODGE	108.7	12	Edward RENDELL	100.9
14				36	Jayson URIBE	108.5	86	Charlie NESBITT	100.6
15				64	Asher DURHAM	108.4	4	Louis VALLELEY	100.1
16				4	Louis VALLELEY	108.0	19	Kai JOHNSON	100.1
17				90	Greg GREENWOOD	108.0	11	Joseph THOMAS	99.4
18				11	Joseph THOMAS	107.8	35	Elliot LODGE	99.2
19				19	Kai JOHNSON	107.8	7	Jamie ASHBY	99.1
20				7	Jamie ASHBY	106.6	64	Asher DURHAM	99.1
21				164	Anthony ALONSO	106.3	100	Stephen CAMPBELL	97.6
22				100	Stephen CAMPBELL	104.8	164	Anthony ALONSO	97.6
23				51	Gillian McGAW	103.5	51	Gillian McGAW	96.4

Weather / Track : Bright / Dry

Results can be found at www.tsl-timing.com

Knockhill

Circuit Length = 1.2669 miles

Start: 13:50 Flag 14:10 End: 14:11

Printed - 14:12 Friday, 27 June 2014

MCRCB BULLETIN TK039

2014 MCE British Superbike Championship - Round 4

2014 Motul British Motostar Championship

FREE PRACTICE 2 - BEST SECTORS

SECTOR 1			SECTOR 2			SECTOR 3			IDEAL / BEST COMPARISON						
POS	NO	NAME	TIME	NO	NAME	TIME	NO	NAME	TIME	POS	NO	NAME	IDEAL	BEST	DIFF
1	66	IRVING	17.597	12	RENDELL	21.310	66	IRVING	15.115				PERFECT LAP	54.022	
2	12	RENDELL	17.790	66	IRVING	21.345	6	TAYLOR	15.305	1	66	IRVING	54.057	54.156	0.099
3	34	WEAVING	17.843	42	HOBSON	21.376	42	HOBSON	15.363	2	12	RENDELL	54.604	54.640	0.036
4	42	HOBSON	17.963	36	URIBE	21.437	34	WEAVING	15.381	3	34	WEAVING	54.683	54.683	0.000
5	36	URIBE	17.972	34	WEAVING	21.459	36	URIBE	15.459	4	42	HOBSON	54.702	54.966	0.264
6	6	TAYLOR	18.025	6	TAYLOR	21.752	12	RENDELL	15.504	5	36	URIBE	54.868	55.083	0.215
7	43	SHELTON	18.086	43	SHELTON	21.757	79	TAYLOR	15.728	6	6	TAYLOR	55.082	55.148	0.066
8	86	NESBITT	18.222	35	LODGE	21.967	86	NESBITT	15.764	7	43	SHELTON	55.710	55.750	0.040
9	79	TAYLOR	18.280	86	NESBITT	22.009	13	BURMAN	15.842	8	86	NESBITT	55.995	56.155	0.160
10	35	LODGE	18.385	164	ALONSO	22.120	43	SHELTON	15.867	9	79	TAYLOR	56.181	56.351	0.170
11	164	ALONSO	18.459	79	TAYLOR	22.173	65	OWENS	15.867	10	35	LODGE	56.244	56.305	0.061
12	65	OWENS	18.481	65	OWENS	22.204	35	LODGE	15.892	11	65	OWENS	56.552	56.994	0.442
13	19	JOHNSON	18.525	19	JOHNSON	22.396	19	JOHNSON	15.935	12	164	ALONSO	56.613	56.776	0.163
14	13	BURMAN	18.572	64	DURHAM	22.464	164	ALONSO	16.034	13	19	JOHNSON	56.856	56.890	0.034
15	64	DURHAM	18.573	4	VALLELEY	22.659	74	THOMPSON	16.150	14	13	BURMAN	57.099	57.240	0.141
16	4	VALLELEY	18.943	13	BURMAN	22.685	11	THOMAS	16.186	15	64	DURHAM	57.279	57.337	0.058
17	11	THOMAS	18.983	11	THOMAS	22.709	127	POLDEN	16.195	16	11	THOMAS	57.878	58.136	0.258
18	127	POLDEN	19.006	74	THOMPSON	22.843	64	DURHAM	16.242	17	4	VALLELEY	57.997	58.305	0.308
19	74	THOMPSON	19.229	127	POLDEN	23.088	4	VALLELEY	16.395	18	74	THOMPSON	58.222	58.460	0.238
20	90	GREENWOOD	19.325	90	GREENWOOD	23.258	90	GREENWOOD	16.453	19	127	POLDEN	58.289	58.331	0.042
21	51	McGAW	19.385	7	ASHBY	23.427	51	McGAW	16.581	20	90	GREENWOOD	59.036	59.309	0.273
22	7	ASHBY	19.575	51	McGAW	23.637	7	ASHBY	16.609	21	51	McGAW	59.603	59.764	0.161
23	100	CAMPBELL	20.649	100	CAMPBELL	24.575	100	CAMPBELL	17.413	22	7	ASHBY	59.611	59.891	0.280
										23	100	CAMPBELL	1:02.637	1:03.216	0.579

Weather / Track : Bright / Dry

Knockhill
 Circuit Length = 1.2669 miles
 Start: 13:50 Flag 14:10 End: 14:11

Results can be found at www.tsl-timing.com

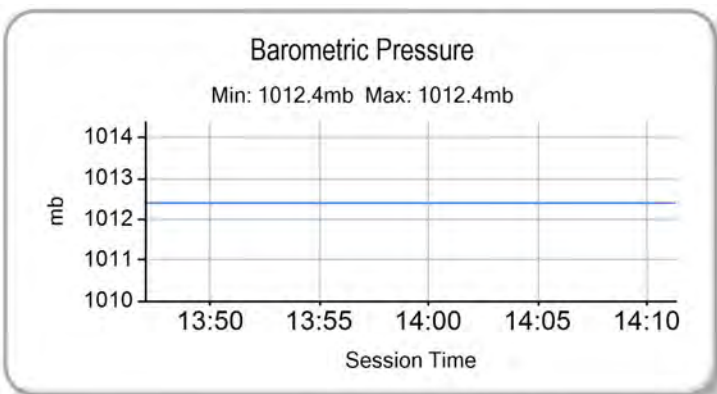
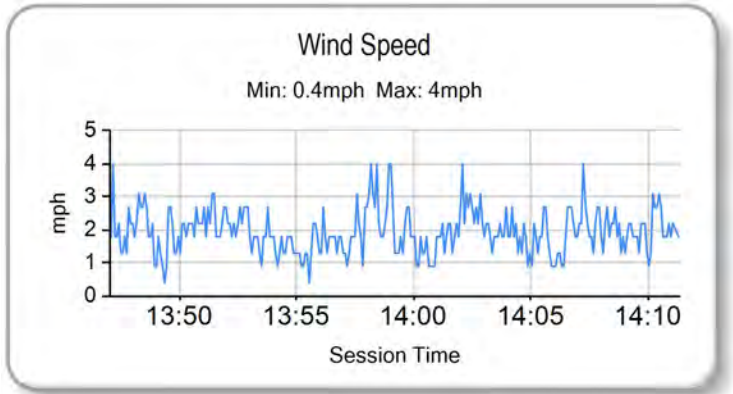
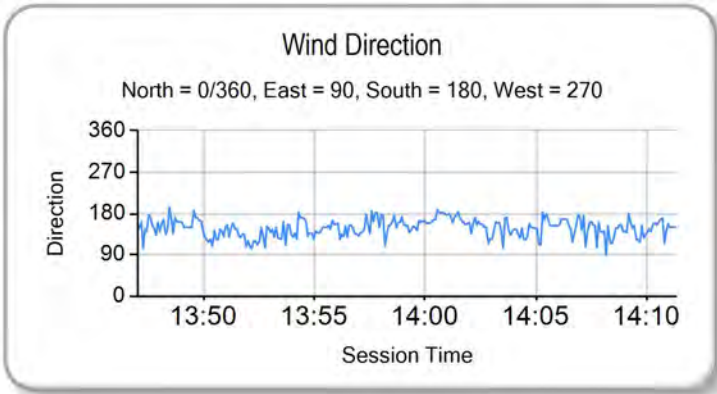
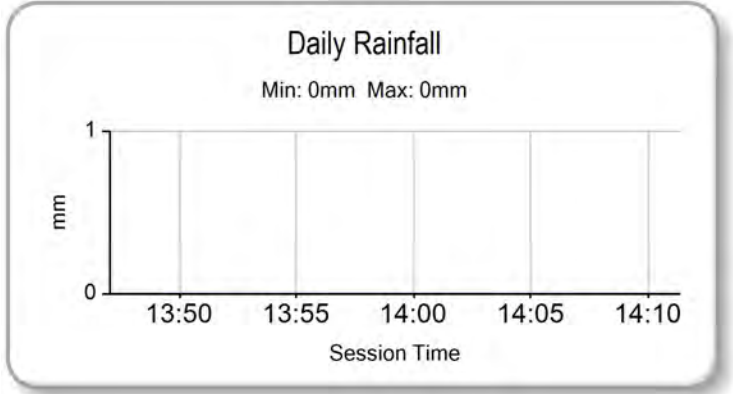
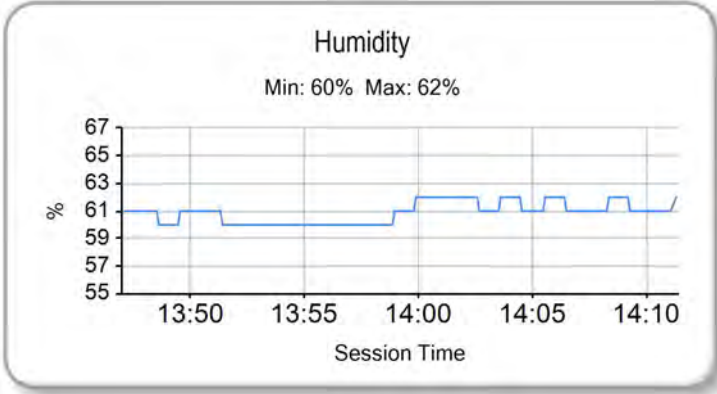
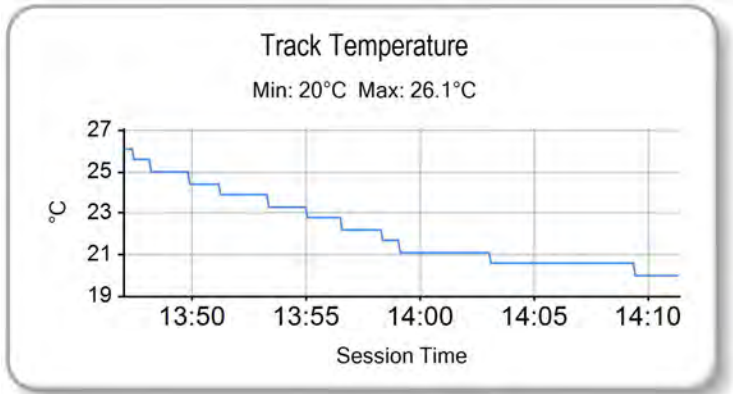
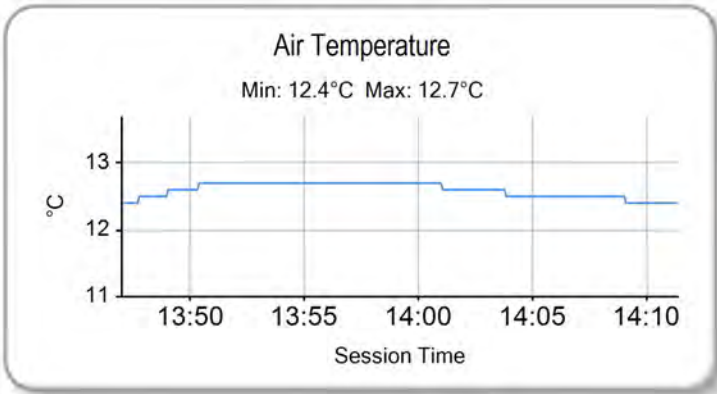
Printed - 14:13 Friday, 27 June 2014

MCRCB BULLETIN TK040

2014 MCE British Superbike Championship - Round 4

2014 Motul British Motostar Championship

FREE PRACTICE 2 - WEATHER CONDITIONS



Weather / Track : Bright / Dry

Knockhill
Circuit Length = 1.2669 miles
Start: 13:50 Flag 14:10 End: 14:11

Results can be found at www.tsl-timing.com

Printed - 14:13 Friday, 27 June 2014

QUALIFYING 1 - CLASSIFICATION



POS	NO	CL	PIC NAME	ENTRY	TIME	ON	LAPS	GAP	DIFF	MPH
1	66	M3	1 Joe IRVING	KTM - Redline KTM	53.724	20	24			84.89
2	34	M3	2 Jordan WEAVING	KTM - Jordan Racing / Burkert	54.153	25	25	0.429	0.429	84.22
3	42	M3	3 James HOBSON	Honda - Two 4 Motorsport	54.745	23	23	1.021	0.592	83.31
4	12		1 Edward RENDELL	Honda - Banks Racing	55.144	3	5	1.420	0.399	82.71
5	36	M3	4 Jayson URIBE	Honda - FPW Racing / RSR	55.217	10	16	1.493	0.073	82.60
6	6		2 Taz TAYLOR	Luyten Honda - FPW Racing / Hookless Holidays	55.276	4	5	1.552	0.059	82.51
7	79	M3	5 Chris TAYLOR	Honda - Ducati Coventry	55.460	20	25	1.736	0.184	82.24
8	86	M3	6 Charlie NESBITT	Repli-Cast - Repli-Cast UK	55.537	24	25	1.813	0.077	82.12
9	65		3 Josh OWENS	Honda - RCD Motorsport	55.647	24	27	1.923	0.110	81.96
10	43		4 Arnie SHELTON	Honda - e3 Motorsport with Shelton Racing	55.830	19	22	2.106	0.183	81.69
11	64		5 Asher DURHAM	Honda - SP125Racing.com	55.979	13	23	2.255	0.149	81.47
12	164		6 Anthony ALONSO	Honda - SP125 / BARF Racing	56.166	14	20	2.442	0.187	81.20
13	35		7 Elliot LODGE	Honda - SP125 / Spike Racing	56.316	7	11	2.592	0.150	80.99
14	19		8 Kai JOHNSON	Nykos - Kinpac Racing	56.415	13	26	2.691	0.099	80.84
15	13	M3	7 Sam BURMAN	Honda - WNT / Burman Racing	56.486	13	25	2.762	0.071	80.74
16	127		9 Georgina POLDEN	Honda - RS Racing	56.623	21	24	2.899	0.137	80.55
17	11		10 Joseph THOMAS	Honda - Moto UK Racing	56.960	22	25	3.236	0.337	80.07
18	74	M3	8 Joe THOMPSON	Repli-Cast - Repli-Cast UK	57.112	20	25	3.388	0.152	79.86
19	4		11 Louis VALLELEY	KTM - Century 21 / Cresswell Racing	57.236	4	24	3.512	0.124	79.68
20	90		12 Greg GREENWOOD	Luyten Honda - FPW Racing	57.332	20	25	3.608	0.096	79.55
QUALIFYING LAPTIME (110.0% of 53.724) = 59.096										
21	7		13 Jamie ASHBY	Honda - JPA Racing / SP125	59.177	13	25	5.453	1.845	77.07
22	51		14 Gillian McGAW	Honda - Gillian McGaw Racing	59.486	9	14	5.762	0.309	76.67
23	100		15 Stephen CAMPBELL	Honda - Campbell Racing	1:02.502	9	12	8.778	3.016	72.97

Weather / Track : Bright / Dry

These results are provisional until the conclusion of any judicial and technical matters.

Knockhill

Circuit Length = 1.2669 miles

Start: 09:50 Flag 10:15 End: 10:16

Race Director :	Stewards :	Timekeeper :
-----------------	------------	--------------

Results can be found at www.britishsuperbike.com

Printed - 10:17 Saturday, 28 June 2014



MCRCB BULLETIN TK091

2014 MCE British Superbike Championship - Round 4

2014 Motul British Motostar Championship

QUALIFYING 1 - SECTOR ANALYSIS

SECTOR 1 = FL to I1, SECTOR 2 = I1 to I2, SECTOR 3 = I2 to FL, DIFF = Difference To Personal Best Lap

P1 66 M3 Joe IRVING				KTM - Redline KTM				
IDEAL LAP TIME : 53.569		BEST LAP TIME : 53.724		DIFFERENCE : 0.155				
LAP	SECTOR 1	SECTOR 2	SECTOR 3	LAP TIME	MPH	DIFF	TIME OF DAY	
1 -	OUTLAP	23.631	112.5	16.396	105.6		09:51:04.623	
2 -	18.891	22.114	112.4	15.562	106.1	56.567	09:52:01.190	
3 -	18.232	21.710	112.4	15.433	106.0	82.36	09:52:56.565	
4 -	18.052	21.621	113.5	15.459	105.8	82.73	09:53:51.697	
5 -	18.704	24.214	109.1	20.324	36.0	72.12	09:54:54.939	
6 -	OUTLAP	22.837	110.7	15.991	105.6	32.83	1:25.198 09:57:13.861	
7 -	18.151	21.808	113.1	15.516	104.5	82.21	09:58:09.336	
8 -	17.950	21.599	113.5	15.272	108.5	83.20	09:59:04.157	
9 -	17.597	21.348	114.3	15.420	106.1	54.365 (3)	09:59:58.522	
10 -	18.188	22.545	113.3	15.521	106.6	81.08	10:00:54.776	
11 -	18.235	22.204	109.6	15.888	104.3	80.97	10:01:51.103	
12 -	18.512	22.124	110.3	15.997	105.5	80.53	10:02:47.736	
13 -	19.232	24.097	96.6	23.021	58.1	68.74	10:03:54.086	
14 -	25.492	23.642	111.1	15.758	105.3	70.28	10:04:58.978	
15 -	18.646	23.797	96.1	21.550	34.7	71.27	10:06:02.971	
16 -	OUTLAP	23.507	108.2	15.795	105.6	32.66	1:25.916 10:08:22.611	
17 -	18.019	21.968	114.1	15.219	106.6	55.206	10:09:17.817	
18 -	17.587	21.770	114.1	15.109	106.1	83.74	10:10:12.283	
19 -	17.622	21.048	113.9	15.102	106.3	53.772 (2)	10:11:06.055	
20 -	17.589	21.127	114.3	15.008	106.1	53.724 (1)	84.89	10:11:59.779
21 -	17.513	21.828	112.2	15.788	107.2	55.129	10:12:54.908	
22 -	18.764	22.554	107.7	15.875	105.3	57.193	10:13:52.101	
23 -	17.607	21.122	114.1	15.907	95.4	54.636	10:14:46.737	
24 -	19.524	24.246	95.1	18.396	98.8	1:02.166	10:15:48.903	

P2 34 M3 Jordan WEAVING				KTM - Jordan Racing / Burkert				
IDEAL LAP TIME : 54.000		BEST LAP TIME : 54.153		DIFFERENCE : 0.153				
LAP	SECTOR 1	SECTOR 2	SECTOR 3	LAP TIME	MPH	DIFF	TIME OF DAY	
1 -	OUTLAP	23.329	102.9	16.379	101.0		09:51:13.994	
2 -	19.320	22.280	110.9	16.134	102.4	57.734	09:52:11.728	
3 -	18.456	22.783	109.1	15.968	101.2	79.72	09:53:08.935	
4 -	18.235	21.784	111.8	15.663	101.8	81.91	09:54:04.617	
5 -	18.079	21.728	110.9	15.586	102.4	55.393	09:55:00.010	
6 -	17.795	21.718	112.4	15.535	102.1	55.048	09:55:55.058	
7 -	18.060	21.878	112.2	15.567	103.0	82.17	09:56:50.563	
8 -	18.421	21.551	112.0	15.712	103.4	81.91	09:57:46.247	
9 -	17.951	22.117	110.3	15.663	101.5	55.731	09:58:41.978	
10 -	17.973	21.535	111.2	15.565	102.6	55.073	09:59:37.051	
11 -	17.951	22.564	102.7	15.818	101.8	56.333	10:00:33.384	
12 -	17.680	21.298	111.8	15.324	102.1	54.302 (3)	10:01:27.686	
13 -	17.828	21.388	110.7	15.387	101.8	83.53	10:02:22.289	
14 -	17.840	21.132	111.4	15.484	101.2	54.456	10:03:16.745	
15 -	19.361	23.467	105.8	15.785	101.5	58.613	10:04:15.358	
16 -	18.705	21.844	109.8	15.750	101.8	56.299	10:05:11.657	
17 -	18.660	22.192	104.6	20.375	34.9	1:01.227	10:06:12.884	
18 -	OUTLAP	21.802	110.5	15.608	101.8	31.10	1:32.470 10:08:39.507	
19 -	18.036	21.493	111.8	15.619	101.5	55.148	10:09:34.655	
20 -	17.964	21.486	110.7	15.429	102.4	54.879	10:10:29.534	
21 -	17.725	21.357	112.4	15.623	102.1	54.705	10:11:24.239	
22 -	17.851	21.273	111.6	15.323	102.4	54.447	10:12:18.686	
23 -	17.725	21.758	110.1	15.607	103.2	55.090	10:13:13.776	
24 -	17.623	21.277	110.9	15.255	102.4	54.155 (2)	10:14:07.931	
25 -	17.613	21.211	112.4	15.329	101.8	54.153 (1)	84.22	10:15:02.084

P3 42 M3 James HOBSON				Honda - Two 4 Motorsport			
IDEAL LAP TIME : 54.583		BEST LAP TIME : 54.745		DIFFERENCE : 0.162			
LAP	SECTOR 1	SECTOR 2	SECTOR 3	LAP TIME	MPH	DIFF	TIME OF DAY
1 -	OUTLAP	23.328	110.3	17.911	104.8		09:51:16.645

Weather / Track : Bright / Dry

Knockhill
Circuit Length = 1.2669 miles
Start: 09:50 Flag 10:15 End: 10:16

MCRCB BULLETIN TK091

2014 MCE British Superbike Championship - Round 4

2014 Motul British Motostar Championship

QUALIFYING 1 - SECTOR ANALYSIS

SECTOR 1 = FL to I1, SECTOR 2 = I1 to I2, SECTOR 3 = I2 to FL, DIFF = Difference To Personal Best Lap

2 -	18.804	22.636	112.5	15.966	99.2	57.406	79.45	2.661	09:52:14.051
3 -	19.019	22.432	114.3	16.797	106.5	58.248	78.30	3.503	09:53:12.299
4 -	18.291	21.669	114.1	15.502	106.6	55.462	82.23	0.717	09:54:07.761
5 -	18.456	22.315	111.1	19.101	80.0	59.872	76.18	5.127	09:55:07.633
6 -	20.618	23.399	102.2	16.415	106.1	1:00.432	75.47	5.687	09:56:08.065
7 -	18.407	21.857	113.9	15.587	105.3	55.851	81.66	1.106	09:57:03.916
8 -	18.274	21.714	113.5	15.463	106.1	55.451	82.25	0.706	09:57:59.367
9 -	18.173	21.680	113.7	15.485	106.6	55.338	82.42	0.593	09:58:54.705
10 -	18.086	21.469	113.9	15.542	106.0	55.097	82.78	0.352	09:59:49.802
11 -	17.932	21.681	113.5	15.446	106.3	55.059 (3)	82.84	0.314	10:00:44.861
12 -	18.070	22.934	102.7	19.753	34.2	1:00.757	75.07	6.012	10:01:45.618
13 -	OUTLAP	25.009	94.5	20.705	37.7	2:55.139	26.04	2:00.394	10:04:40.757
14 -	OUTLAP	23.358	107.3	16.634	103.2	2:23.881	31.70	1:29.136	10:07:04.638
15 -	18.603	22.099	112.9	15.790	102.7	56.492	80.73	1.747	10:08:01.130
16 -	19.384	23.538	113.3	15.496	105.8	58.418	78.07	3.673	10:08:59.548
17 -	18.387	22.969	93.5	16.920	105.6	58.276	78.26	3.531	10:09:57.824
18 -	18.348	24.436	105.0	16.051	106.8	58.835	77.52	4.090	10:10:56.659
19 -	18.031	21.725	113.1	15.531	105.3	55.287	82.49	0.542	10:11:51.946
20 -	18.050	21.602	112.9	15.497	105.1	55.149	82.70	0.404	10:12:47.095
21 -	17.988	21.708	113.1	15.267	106.3	54.963 (2)	82.98	0.218	10:13:42.058
22 -	18.990	23.765	109.1	15.894	104.8	58.649	77.76	3.904	10:14:40.707
23 -	17.996	21.384	112.5	15.365	106.5	54.745 (1)	83.31		10:15:35.452

P4 12 Edward RENDELL

Honda - Banks Racing

IDEAL LAP TIME : 54.978

BEST LAP TIME : 55.144

DIFFERENCE : 0.166

LAP	SECTOR 1	SECTOR 2	SECTOR 3	LAP TIME	MPH	DIFF	TIME OF DAY		
1 -	OUTLAP	23.593	104.3	16.585	97.1		09:51:31.036		
2 -	18.559	21.899	106.0	16.019	98.6	56.477 (2)	80.76	1.333	09:52:27.513
3 -	17.969	21.687	108.7	15.488	99.1	55.144 (1)	82.71		09:53:22.657
4 -	18.369	22.033	103.8	18.370	42.5	58.772 (3)	77.60	3.628	09:54:21.429
5 -	OUTLAP	21.581	106.3	15.605	99.5	1:06.516	68.57	11.372	09:55:27.945

P5 36 M3 Jayson URIBE

Honda - FPW Racing / RSR

IDEAL LAP TIME : 54.926

BEST LAP TIME : 55.217

DIFFERENCE : 0.291

LAP	SECTOR 1	SECTOR 2	SECTOR 3	LAP TIME	MPH	DIFF	TIME OF DAY		
1 -	OUTLAP	24.703	103.2	17.180	99.5		09:51:25.966		
2 -	19.151	22.324	105.5	15.957	100.6	57.432	79.41	2.215	09:52:23.398
3 -	19.100	22.016	107.0	15.714	100.9	56.830	80.25	1.613	09:53:20.228
4 -	18.444	22.279	106.3	15.901	100.9	56.624	80.55	1.407	09:54:16.852
5 -	18.347	22.366	108.2	16.045	99.8	56.758	80.36	1.541	09:55:13.610
6 -	18.810	22.520	108.5	15.816	100.9	57.146	79.81	1.929	09:56:10.756
7 -	18.676	22.800	108.9	16.046	101.2	57.522	79.29	2.305	09:57:08.278
8 -	18.152	22.608	107.8	20.444	97.9	1:01.204	74.52	5.987	09:58:09.482
9 -	18.339	21.463	109.1	15.634	100.9	55.436 (3)	82.27	0.219	09:59:04.918
10 -	17.880	21.736	109.2	15.601	100.9	55.217 (1)	82.60		10:00:00.135
11 -	17.951	21.730	109.1	15.583	101.3	55.264 (2)	82.53	0.047	10:00:55.399
12 -	18.120	22.247	109.1	16.011	101.2	56.378	80.90	1.161	10:01:51.777
13 -	18.231	23.314	94.1	25.898	32.0	1:07.443	67.62	12.226	10:02:59.220
14 -	OUTLAP	22.121	106.8	16.023	100.0	2:15.058	33.77	1:19.841	10:05:14.278
15 -	19.002	22.519	104.5	16.393	97.6	57.914	78.75	2.697	10:06:12.192
16 -	20.206	25.240	102.9	23.110	35.0	1:08.556	66.53	13.339	10:07:20.748

P6 6 Taz TAYLOR

Luyten Honda - FPW Racing / Hookless Holidays

IDEAL LAP TIME : 55.276

BEST LAP TIME : 55.276

DIFFERENCE : 0.000

LAP	SECTOR 1	SECTOR 2	SECTOR 3	LAP TIME	MPH	DIFF	TIME OF DAY		
1 -	OUTLAP	24.183	107.5	16.330	102.1		09:51:28.495		
2 -	18.960	22.475	109.8	15.667	102.4	57.102 (2)	79.87	1.826	09:52:25.597
3 -	18.950	22.385	110.7	15.803	104.0	57.138 (3)	79.82	1.862	09:53:22.735
4 -	18.110	21.770	111.1	15.396	103.5	55.276 (1)	82.51		09:54:18.011
5 -	18.663	22.765	111.4	18.024	40.2	59.452	76.71	4.176	09:55:17.463

Knockhill

Circuit Length = 1.2669 miles

Start: 09:50 Flag 10:15 End: 10:16

Weather / Track : Bright / Dry

MCRCB BULLETIN TK091

2014 MCE British Superbike Championship - Round 4

2014 Motul British Motostar Championship

QUALIFYING 1 - SECTOR ANALYSIS

SECTOR 1 = FL to I1, SECTOR 2 = I1 to I2, SECTOR 3 = I2 to FL, DIFF = Difference To Personal Best Lap

P7 79 M3 Chris TAYLOR				Honda - Ducati Coventry					
IDEAL LAP TIME : 55.228		BEST LAP TIME : 55.460		DIFFERENCE : 0.232					
LAP	SECTOR 1	SECTOR 2	SECTOR 3	LAP TIME	MPH	DIFF	TIME OF DAY		
1 -	OUTLAP	24.746	105.0	17.508	100.7			09:51:09.614	
2 -	19.660	23.695	107.8	16.657	102.6	1:00.012	76.00	4.552	09:52:09.626
3 -	18.853	23.052	106.5	21.498	29.2	1:03.403	71.93	7.943	09:53:13.029
4 -	OUTLAP	23.359	108.4	16.250	102.9	2:00.680	37.79	1:05.220	09:55:13.709
5 -	18.547	22.582	109.2	16.007	103.2	57.136	79.82	1.676	09:56:10.845
6 -	18.359	22.796	109.6	15.970	102.6	57.125	79.84	1.665	09:57:07.970
7 -	18.295	22.510	110.0	15.788	103.0	56.593	80.59	1.133	09:58:04.563
8 -	18.518	22.300	110.0	15.793	102.4	56.611	80.56	1.151	09:59:01.174
9 -	18.301	22.209	110.5	15.796	103.0	56.306	81.00	0.846	09:59:57.480
10 -	18.728	22.541	110.0	15.835	102.4	57.104	79.87	1.644	10:00:54.584
11 -	18.672	22.139	110.9	15.843	103.5	56.654	80.50	1.194	10:01:51.238
12 -	18.536	22.505	110.7	15.709	102.9	56.750	80.37	1.290	10:02:47.988
13 -	18.551	21.970	109.2	15.622	102.1	56.143	81.24	0.683	10:03:44.131
14 -	18.135	22.009	109.6	16.066	101.8	56.210	81.14	0.750	10:04:40.341
15 -	18.133	22.188	107.3	15.887	101.8	56.208	81.14	0.748	10:05:36.549
16 -	18.203	22.511	107.5	15.898	101.9	56.612	80.56	1.152	10:06:33.161
17 -	17.997	22.007	109.4	15.725	101.6	55.729	81.84	0.269	10:07:28.890
18 -	18.121	22.120	109.6	15.722	102.1	55.963	81.50	0.503	10:08:24.853
19 -	18.123	21.931	110.7	15.496	103.2	55.550 (2)	82.10	0.090	10:09:20.403
20 -	18.136	21.735	110.9	15.589	103.0	55.460 (1)	82.24		10:10:15.863
21 -	18.171	22.126	110.5	15.605	102.9	55.902	81.59	0.442	10:11:11.765
22 -	18.407	22.564	106.3	20.680	30.5	1:01.651	73.98	6.191	10:12:13.416
23 -	OUTLAP	22.838	108.4	15.753	102.4	1:32.880	49.10	37.420	10:13:46.296
24 -	18.204	22.205	109.8	15.963	99.8	56.372	80.91	0.912	10:14:42.668
25 -	18.221	21.869	110.0	15.614	102.6	55.704 (3)	81.88	0.244	10:15:38.372

P8 86 M3 Charlie NESBITT				Repli-Cast - Repli-Cast UK					
IDEAL LAP TIME : 55.289		BEST LAP TIME : 55.537		DIFFERENCE : 0.248					
LAP	SECTOR 1	SECTOR 2	SECTOR 3	LAP TIME	MPH	DIFF	TIME OF DAY		
1 -	OUTLAP	23.033	109.4	17.138	100.0			09:51:16.349	
2 -	18.633	23.089	107.8	15.992	100.0	57.714	79.02	2.177	09:52:14.063
3 -	18.476	22.629	110.9	15.785	100.0	56.890	80.17	1.353	09:53:10.953
4 -	18.379	22.197	109.8	15.784	99.7	56.360	80.92	0.823	09:54:07.313
5 -	18.553	22.247	109.4	15.708	100.9	56.508	80.71	0.971	09:55:03.821
6 -	18.340	22.714	109.2	15.713	101.3	56.767	80.34	1.230	09:56:00.588
7 -	18.388	22.374	108.9	15.849	101.0	56.611	80.56	1.074	09:56:57.199
8 -	18.419	22.213	110.1	15.737	100.3	56.369	80.91	0.832	09:57:53.568
9 -	18.192	22.208	109.6	15.573	101.0	55.973	81.48	0.436	09:58:49.541
10 -	18.307	22.123	109.8	15.584	102.6	56.014	81.42	0.477	09:59:45.555
11 -	18.651	22.451	110.7	15.951	99.2	57.053	79.94	1.516	10:00:42.608
12 -	18.405	22.092	109.1	15.691	101.0	56.188	81.17	0.651	10:01:38.796
13 -	18.108	22.200	109.2	15.919	98.6	56.227	81.11	0.690	10:02:35.023
14 -	18.263	22.176	108.9	15.526	100.0	55.965	81.49	0.428	10:03:30.988
15 -	18.408	22.128	108.9	15.709	100.9	56.245	81.09	0.708	10:04:27.233
16 -	18.701	22.269	108.4	19.230	36.3	1:00.200	75.76	4.663	10:05:27.433
17 -	OUTLAP	21.941	108.9	16.097	100.3	2:35.648	29.30	1:40.111	10:08:03.081
18 -	18.224	22.267	109.1	15.851	88.6	56.342	80.95	0.805	10:08:59.423
19 -	18.696	22.510	105.5	15.750	98.5	56.956	80.08	1.419	10:09:56.379
20 -	19.090	27.332	69.1	18.625	76.4	1:05.047	70.12	9.510	10:11:01.426
21 -	22.438	22.402	110.7	15.592	100.1	1:00.432	75.47	4.895	10:12:01.858
22 -	18.018	22.247	108.9	15.484	101.5	55.749 (3)	81.81	0.212	10:12:57.607
23 -	18.082	22.149	109.4	15.604	100.9	55.835	81.68	0.298	10:13:53.442
24 -	17.973	21.832	108.9	15.732	99.8	55.537 (1)	82.12		10:14:48.979
25 -	18.145	22.069	109.4	15.498	100.3	55.712 (2)	81.86	0.175	10:15:44.691

P9 65 Josh OWENS				Honda - RCD Motorsport				
IDEAL LAP TIME : 55.305		BEST LAP TIME : 55.647		DIFFERENCE : 0.342				
LAP	SECTOR 1	SECTOR 2	SECTOR 3	LAP TIME	MPH	DIFF	TIME OF DAY	

Weather / Track : Bright / Dry

Knockhill
Circuit Length = 1.2669 miles
Start: 09:50 Flag 10:15 End: 10:16

MCRCB BULLETIN TK091

2014 MCE British Superbike Championship - Round 4

2014 Motul British Motostar Championship

QUALIFYING 1 - SECTOR ANALYSIS

SECTOR 1 = FL to I1, SECTOR 2 = I1 to I2, SECTOR 3 = I2 to FL, DIFF = Difference To Personal Best Lap

1 -	OUTLAP	23.874	106.8	16.878	100.4				09:51:06.083
2 -	19.656	22.840	107.5	16.837	101.2	59.333	76.87	3.686	09:52:05.416
3 -	18.854	22.599	109.4	16.042	101.6	57.495	79.33	1.848	09:53:02.911
4 -	18.506	22.555	108.5	16.026	102.2	57.087	79.89	1.440	09:53:59.998
5 -	18.655	22.671	108.7	15.768	101.6	57.094	79.88	1.447	09:54:57.092
6 -	18.487	22.313	108.9	15.927	101.8	56.727	80.40	1.080	09:55:53.819
7 -	18.210	22.361	109.8	15.819	102.2	56.390	80.88	0.743	09:56:50.209
8 -	18.864	22.077	108.7	15.768	101.8	56.709	80.43	1.062	09:57:46.918
9 -	18.436	22.347	110.7	15.959	102.1	56.742	80.38	1.095	09:58:43.660
10 -	18.475	21.827	108.2	15.716	100.4	56.018	81.42	0.371	09:59:39.678
11 -	18.117	21.871	108.5	16.003	100.1	55.991	81.46	0.344	10:00:35.669
12 -	18.429	21.659	108.2	15.938	100.7	56.026	81.41	0.379	10:01:31.695
13 -	18.290	22.012	107.5	15.882	100.0	56.184	81.18	0.537	10:02:27.879
14 -	18.201	22.137	107.7	15.717	100.4	56.055	81.36	0.408	10:03:23.934
15 -	18.638	22.368	107.0	15.788	100.6	56.794	80.30	1.147	10:04:20.728
16 -	18.422	22.184	107.3	15.693	100.3	56.299	81.01	0.652	10:05:17.027
17 -	18.262	22.038	109.1	15.719	101.8	56.019	81.42	0.372	10:06:13.046
18 -	19.151	22.458	106.8	15.893	99.4	57.502	79.32	1.855	10:07:10.548
19 -	18.578	22.244	108.0	15.795	99.8	56.617	80.56	0.970	10:08:07.165
20 -	18.156	22.083	108.2	15.582	100.6	55.821 (3)	81.70	0.174	10:09:02.986
21 -	18.236	22.243	108.0	15.847	100.3	56.326	80.97	0.679	10:09:59.312
22 -	18.228	22.909	104.5	15.964	100.0	57.101	79.87	1.454	10:10:56.413
23 -	18.442	21.841	109.8	15.625	101.5	55.908	81.58	0.261	10:11:52.321
24 -	18.064	21.861	108.5	15.722	100.4	55.647 (1)	81.96		10:12:47.968
25 -	18.174	22.257	107.0	15.724	100.3	56.155	81.22	0.508	10:13:44.123
26 -	18.241	22.587	106.8	16.306	99.2	57.134	79.83	1.487	10:14:41.257
27 -	18.095	21.922	106.8	15.784	100.1	55.801 (2)	81.73	0.154	10:15:37.058

P10 43 Arnie SHELTON

Honda - e3 Motorsport with Shelton Racing

IDEAL LAP TIME : 55.766

BEST LAP TIME : 55.830

DIFFERENCE : 0.064

LAP	SECTOR 1	SECTOR 2	SECTOR 3	LAP TIME	MPH	DIFF	TIME OF DAY		
1 -	OUTLAP	24.566	105.6	16.787	100.0		09:52:15.954		
2 -	19.504	23.549	106.5	16.628	100.3	59.681	76.42	3.851	09:53:15.635
3 -	19.144	22.761	107.7	16.239	100.7	58.144	78.44	2.314	09:54:13.779
4 -	18.671	22.442	107.8	16.079	100.9	57.192	79.75	1.362	09:55:10.971
5 -	18.543	22.114	106.6	16.258	100.4	56.915	80.13	1.085	09:56:07.886
6 -	19.891	27.194	98.9	16.302	100.4	1:03.387	71.95	7.557	09:57:11.273
7 -	18.440	22.100	108.0	15.975	101.0	56.515	80.70	0.685	09:58:07.788
8 -	18.501	22.021	108.2	15.881	100.4	56.403	80.86	0.573	09:59:04.191
9 -	18.301	21.859	109.4	16.038	101.6	56.198	81.16	0.368	10:00:00.389
10 -	18.398	21.914	109.6	15.993	100.6	56.305	81.00	0.475	10:00:56.694
11 -	18.359	23.010	103.0	16.447	98.8	57.816	78.89	1.986	10:01:54.510
12 -	18.354	21.930	109.2	15.812	100.9	56.096 (2)	81.30	0.266	10:02:50.606
13 -	18.305	23.633	91.1	19.819	37.0	1:01.757	73.85	5.927	10:03:52.363
14 -	OUTLAP	23.924	104.6	16.695	99.2	4:18.041	17.67	3:22.211	10:08:10.404
15 -	19.057	22.689	107.5	16.091	100.4	57.837	78.86	2.007	10:09:08.241
16 -	18.501	21.969	108.5	16.014	100.6	56.484	80.75	0.654	10:10:04.725
17 -	18.360	22.050	108.7	15.891	100.7	56.301	81.01	0.471	10:11:01.026
18 -	18.386	21.879	109.2	15.864	101.3	56.129 (3)	81.26	0.299	10:11:57.155
19 -	18.167	21.787	108.2	15.876	101.0	55.830 (1)	81.69		10:12:52.985
20 -	18.302	22.057	107.3	15.813	100.4	56.172	81.19	0.342	10:13:49.157
21 -	18.326	21.913	108.5	16.013	98.8	56.252	81.08	0.422	10:14:45.409
22 -	18.389	26.559	78.4	23.371	32.7	1:08.319	66.76	12.489	10:15:53.728

P11 64 Asher DURHAM

Honda - SP125Racing.com

IDEAL LAP TIME : 55.755

BEST LAP TIME : 55.979

DIFFERENCE : 0.224

LAP	SECTOR 1	SECTOR 2	SECTOR 3	LAP TIME	MPH	DIFF	TIME OF DAY		
1 -	OUTLAP	23.795	104.8	17.550	98.6		09:51:05.552		
2 -	19.016	22.861	108.5	16.376	100.9	58.253	78.29	2.274	09:52:03.805
3 -	18.951	22.736	108.0	16.212	99.1	57.899	78.77	1.920	09:53:01.704
4 -	18.454	22.540	106.3	16.334	98.2	57.328	79.56	1.349	09:53:59.032
5 -	18.436	22.322	108.2	16.167	99.2	56.925	80.12	0.946	09:54:55.957
6 -	18.418	22.209	108.0	16.107	98.9	56.734	80.39	0.755	09:55:52.691

Knockhill

Circuit Length = 1.2669 miles

Start: 09:50 Flag 10:15 End: 10:16

Weather / Track : Bright / Dry

MCRCB BULLETIN TK091

2014 MCE British Superbike Championship - Round 4

2014 Motul British Motostar Championship

QUALIFYING 1 - SECTOR ANALYSIS

SECTOR 1 = FL to I1, SECTOR 2 = I1 to I2, SECTOR 3 = I2 to FL, DIFF = Difference To Personal Best Lap

7 -	18.313	22.294	107.5	16.633	99.1	57.240	79.68	1.261	09:56:49.931
8 -	18.462	22.165	107.2	16.201	99.4	56.828	80.26	0.849	09:57:46.759
9 -	18.390	22.352	109.1	16.072	100.4	56.814	80.28	0.835	09:58:43.573
10 -	18.312	22.074	107.5	16.044	99.8	56.430	80.82	0.451	09:59:40.003
11 -	18.162	21.774	109.4	16.144	100.1	56.080	(3) 81.33	0.101	10:00:36.083
12 -	18.791	22.101	108.4	16.068	99.4	56.960	80.07	0.981	10:01:33.043
13 -	18.133	21.937	108.4	15.909	99.5	55.979	(1) 81.47		10:02:29.022
14 -	18.161	22.077	108.0	15.928	99.4	56.166	81.20	0.187	10:03:25.188
15 -	18.097	22.056	108.0	15.884	100.9	56.037	(2) 81.39	0.058	10:04:21.225
16 -	18.761	23.179	103.4	19.604	38.4	1:01.544	74.11	5.565	10:05:22.769
17 -	OUTLAP	23.930	98.5	17.184	96.5	4:28.759	16.97	3:32.780	10:09:51.528
18 -	18.444	22.030	107.7	16.031	99.2	56.505	80.72	0.526	10:10:48.033
19 -	18.536	23.747	94.6	17.068	93.3	59.351	76.84	3.372	10:11:47.384
20 -	19.163	22.632	102.2	16.174	98.8	57.969	78.68	1.990	10:12:45.353
21 -	18.239	21.958	108.0	15.910	99.4	56.107	81.29	0.128	10:13:41.460
22 -	18.189	21.852	108.4	16.851	95.4	56.892	80.17	0.913	10:14:38.352
23 -	18.229	21.970	107.2	16.059	99.5	56.258	81.07	0.279	10:15:34.610

P12 164		Anthony ALONSO				Honda - SP125 / BARF Racing			
IDEAL LAP TIME : 55.546		BEST LAP TIME : 56.166		DIFFERENCE : 0.620					
LAP	SECTOR 1	SECTOR 2	SECTOR 3	LAP TIME	MPH	DIFF	TIME OF DAY		
1 -		24.388	103.5	17.108	95.7				09:51:05.897
2 -	19.547	23.225	103.2	16.209	95.7	58.981	77.33	2.815	09:52:04.878
3 -	18.433	22.858	102.9	16.351	96.2	57.642	79.12	1.476	09:53:02.520
4 -	18.450	22.438	103.5	16.090	95.3	56.978	80.05	0.812	09:53:59.498
5 -	18.467	22.181	103.4	16.029	96.2	56.677	80.47	0.511	09:54:56.175
6 -	18.353	22.362	104.3	16.054	96.6	56.769	80.34	0.603	09:55:52.944
7 -	18.311	22.244	103.4	16.105	94.5	56.660	80.49	0.494	09:56:49.604
8 -	18.409	22.228	102.7	16.018	94.2	56.655	80.50	0.489	09:57:46.259
9 -	18.448	22.161	104.8	15.928	94.9	56.537	80.67	0.371	09:58:42.796
10 -	18.307	22.024	103.0	15.959	94.6	56.290	81.02	0.124	09:59:39.086
11 -	18.224	22.037	104.0	16.005	94.9	56.266	(3) 81.06	0.100	10:00:35.352
12 -	18.405	22.082	101.9	16.042	94.2	56.529	80.68	0.363	10:01:31.881
13 -	18.290	22.105	103.7	16.028	95.7	56.423	80.83	0.257	10:02:28.304
14 -	18.119	22.081	104.0	15.966	95.1	56.166	(1) 81.20		10:03:24.470
15 -	18.338	22.381	104.2	15.937	96.4	56.656	80.50	0.490	10:04:21.126
16 -	18.554	23.064	99.8	18.388	42.1	1:00.006	76.01	3.840	10:05:21.132
17 -	OUTLAP	22.808	97.1	16.503	93.3	5:30.788	13.78	4:34.622	10:10:51.920
18 -	18.671	22.063	103.2	15.775	95.7	56.509	80.71	0.343	10:11:48.429
19 -	18.335	22.246	102.7	15.974	94.9	56.555	80.64	0.389	10:12:44.984
20 -	18.169	21.969	102.7	16.046	94.9	56.184	(2) 81.18	0.018	10:13:41.168

P13 35		Elliot LODGE				Honda - SP125 / Spike Racing			
IDEAL LAP TIME : 56.060		BEST LAP TIME : 56.316		DIFFERENCE : 0.256					
LAP	SECTOR 1	SECTOR 2	SECTOR 3	LAP TIME	MPH	DIFF	TIME OF DAY		
1 -		24.569	105.0	16.610	99.8				09:51:04.429
2 -	19.460	23.407	107.0	16.140	98.6	59.007	77.29	2.691	09:52:03.436
3 -	18.831	22.752	106.0	15.940	99.1	57.523	79.29	1.207	09:53:00.959
4 -	18.708	22.354	106.1	16.072	97.8	57.134	79.83	0.818	09:53:58.093
5 -	18.703	22.285	106.6	15.846	98.9	56.834	80.25	0.518	09:54:54.927
6 -	18.496	22.280	106.8	15.741	98.8	56.517	(2) 80.70	0.201	09:55:51.444
7 -	18.363	22.136	106.3	15.817	97.8	56.316	(1) 80.99		09:56:47.760
8 -	18.486	22.072	107.0	16.097	99.4	56.655	(3) 80.50	0.339	09:57:44.415
9 -	18.485	21.956	106.1	18.770	37.5	59.211	77.03	2.895	09:58:43.626
10 -	OUTLAP	23.067	107.2	16.235	98.3	4:05.319	18.59	3:09.003	10:02:48.945
11 -	18.664	23.328	102.9	22.107	29.0	1:04.099	71.15	7.783	10:03:53.044

P14 19		Kai JOHNSON				Nykos - Kinpac Racing			
IDEAL LAP TIME : 56.086		BEST LAP TIME : 56.415		DIFFERENCE : 0.329					
LAP	SECTOR 1	SECTOR 2	SECTOR 3	LAP TIME	MPH	DIFF	TIME OF DAY		
1 -	OUTLAP	25.243	105.0	18.181	95.8				09:51:10.866
2 -	19.520	23.293	104.8	16.288	98.9	59.101	77.17	2.686	09:52:09.967

Weather / Track : Bright / Dry

Knockhill
Circuit Length = 1.2669 miles
Start: 09:50 Flag 10:15 End: 10:16

MCRCB BULLETIN TK091

2014 MCE British Superbike Championship - Round 4

2014 Motul British Motostar Championship

QUALIFYING 1 - SECTOR ANALYSIS

SECTOR 1 = FL to I1, SECTOR 2 = I1 to I2, SECTOR 3 = I2 to FL, DIFF = Difference To Personal Best Lap

3 -	18.962	22.768	108.4	16.264	97.9	57.994	78.64	1.579	09:53:07.961
4 -	18.630	22.406	105.6	15.910	99.1	56.946	80.09	0.531	09:54:04.907
5 -	18.403	22.251	106.6	15.995	98.5	56.649	80.51	0.234	09:55:01.556
6 -	18.418	22.484	105.8	16.004	98.2	56.906	80.15	0.491	09:55:58.462
7 -	18.366	22.756	105.1	16.134	96.9	57.256	79.66	0.841	09:56:55.718
8 -	18.331	22.286	106.5	16.066	98.1	56.683	80.46	0.268	09:57:52.401
9 -	18.770	22.346	106.3	15.900	98.2	57.016	79.99	0.601	09:58:49.417
10 -	18.872	22.121	107.2	15.801	98.5	56.794	80.30	0.379	09:59:46.211
11 -	18.295	22.523	107.5	16.116	99.1	56.934	80.11	0.519	10:00:43.145
12 -	18.630	22.432	107.2	15.828	98.3	56.890	80.17	0.475	10:01:40.035
13 -	18.259	22.415	106.8	15.741	99.1	56.415 (1)	80.84		10:02:36.450
14 -	18.710	22.383	105.3	15.948	97.6	57.041	79.96	0.626	10:03:33.491
15 -	18.503	22.149	106.8	15.886	98.2	56.538 (3)	80.67	0.123	10:04:30.029
16 -	18.224	22.182	105.5	16.090	97.3	56.496 (2)	80.73	0.081	10:05:26.525
17 -	19.006	22.842	104.5	16.372	97.3	58.220	78.34	1.805	10:06:24.745
18 -	18.965	22.686	107.7	15.940	99.8	57.591	79.19	1.176	10:07:22.336
19 -	18.670	23.002	105.3	16.222	97.8	57.894	78.78	1.479	10:08:20.230
20 -	18.707	22.692	105.8	16.264	97.9	57.663	79.09	1.248	10:09:17.893
21 -	18.363	22.363	105.6	16.023	98.1	56.749	80.37	0.334	10:10:14.642
22 -	18.356	22.462	107.0	16.309	96.2	57.127	79.84	0.712	10:11:11.769
23 -	19.343	23.053	104.6	16.412	97.6	58.808	77.55	2.393	10:12:10.577
24 -	18.580	22.306	106.1	16.157	98.1	57.043	79.95	0.628	10:13:07.620
25 -	18.633	22.285	106.5	16.311	97.5	57.229	79.69	0.814	10:14:04.849
26 -	18.607	22.581	105.1	16.620	97.8	57.808	78.90	1.393	10:15:02.657

P15	13 M3	Sam BURMAN	Honda - WNT / Burman Racing					
IDEAL LAP TIME : 56.470		BEST LAP TIME : 56.486		DIFFERENCE : 0.016				
LAP	SECTOR 1	SECTOR 2	SECTOR 3	LAP TIME	MPH	DIFF	TIME OF DAY	

1 -		24.339	107.5	16.823	100.7				09:51:04.102
2 -	19.556	23.382	108.9	16.553	101.5	59.491	76.66	3.005	09:52:03.593
3 -	19.257	23.197	109.1	16.066	102.7	58.520	77.94	2.034	09:53:02.113
4 -	18.738	22.948	110.0	15.985	103.4	57.671	79.08	1.185	09:53:59.784
5 -	18.662	22.595	110.5	15.758	103.2	57.015	79.99	0.529	09:54:56.799
6 -	18.451	22.408	110.1	15.770	103.5	56.629 (3)	80.54	0.143	09:55:53.428
7 -	18.370	22.408	110.9	15.839	103.4	56.617 (2)	80.56	0.131	09:56:50.045
8 -	21.121	22.838	110.0	16.061	100.3	1:00.020	75.99	3.534	09:57:50.065
9 -	18.872	22.597	109.8	16.350	101.9	57.819	78.88	1.333	09:58:47.884
10 -	18.667	22.704	110.0	16.130	100.6	57.501	79.32	1.015	09:59:45.385
11 -	18.539	22.489	111.6	16.483	102.1	57.511	79.30	1.025	10:00:42.896
12 -	18.552	22.366	110.9	15.810	102.6	56.728	80.40	0.242	10:01:39.624
13 -	18.377	22.346	110.7	15.763	102.2	56.486 (1)	80.74		10:02:36.110
14 -	18.953	23.163	110.5	15.914	102.2	58.030	78.59	1.544	10:03:34.140
15 -	18.393	22.435	110.5	15.902	102.1	56.730	80.40	0.244	10:04:30.870
16 -	18.425	22.470	109.8	15.769	102.1	56.664	80.49	0.178	10:05:27.534
17 -	18.569	22.529	110.3	16.337	101.8	57.435	79.41	0.949	10:06:24.969
18 -	18.576	22.649	109.2	15.955	101.6	57.180	79.76	0.694	10:07:22.149
19 -	18.643	22.735	109.8	20.124	46.7	1:01.502	74.16	5.016	10:08:23.651
20 -	OUTLAP	23.980	106.3	16.397	102.2	1:51.348	40.96	54.862	10:10:14.999
21 -	18.695	22.342	111.1	16.083	102.4	57.120	79.85	0.634	10:11:12.119
22 -	18.646	22.622	110.1	16.172	101.9	57.440	79.40	0.954	10:12:09.559
23 -	18.450	22.665	109.4	15.850	101.9	56.965	80.06	0.479	10:13:06.524
24 -	18.620	22.539	109.4	15.914	101.5	57.073	79.91	0.587	10:14:03.597
25 -	18.646	22.844	109.6	16.329	100.4	57.819	78.88	1.333	10:15:01.416

P16	127	Georgina POLDEN	Honda - RS Racing					
IDEAL LAP TIME : 56.031		BEST LAP TIME : 56.623		DIFFERENCE : 0.592				
LAP	SECTOR 1	SECTOR 2	SECTOR 3	LAP TIME	MPH	DIFF	TIME OF DAY	

1 -	OUTLAP	26.308	106.5	17.084	102.2				09:51:11.919
2 -	19.723	23.148	110.1	16.746	103.2	59.617	76.50	2.994	09:52:11.536
3 -	19.871	23.638	108.2	17.591	100.3	1:01.100	74.64	4.477	09:53:12.636
4 -	19.384	22.989	109.6	16.127	102.7	58.500	77.96	1.877	09:54:11.136
5 -	19.084	22.838	110.5	16.054	102.7	57.976	78.67	1.353	09:55:09.112
6 -	19.394	23.114	106.8	16.323	102.6	58.831	77.52	2.208	09:56:07.943

Weather / Track : Bright / Dry

Knockhill

Circuit Length = 1.2669 miles

Start: 09:50 Flag 10:15 End: 10:16

MCRCB BULLETIN TK091

2014 MCE British Superbike Championship - Round 4

2014 Motul British Motostar Championship

QUALIFYING 1 - SECTOR ANALYSIS

SECTOR 1 = FL to I1, SECTOR 2 = I1 to I2, SECTOR 3 = I2 to FL, DIFF = Difference To Personal Best Lap

7 -	19.099	22.502	111.2	16.023	101.9	57.624	79.15	1.001	09:57:05.567
8 -	18.695	22.940	111.4	16.036	102.6	57.671	79.08	1.048	09:58:03.238
9 -	18.917	22.370	110.7	15.834	102.6	57.121	79.85	0.498	09:59:00.359
10 -	18.722	22.256	111.1	15.853	101.9	56.831	80.25	0.208	09:59:57.190
11 -	19.360	23.350	107.3	22.475	32.4	1:05.185	69.97	8.562	10:01:02.375
12 -	OUTLAP	23.303	110.1	16.399	102.9	3:16.376	23.22	2:19.753	10:04:18.751
13 -	18.928	22.580	110.5	15.885	103.4	57.393	79.47	0.770	10:05:16.144
14 -	18.843	22.169	111.6	15.704	103.0	56.716 (2)	80.42	0.093	10:06:12.860
15 -	19.729	22.661	110.9	15.934	102.7	58.324	78.20	1.701	10:07:11.184
16 -	18.830	22.475	113.3	15.489	104.3	56.794	80.30	0.171	10:08:07.978
17 -	18.798	22.314	112.7	15.734	103.7	56.846	80.23	0.223	10:09:04.824
18 -	18.844	22.226	112.0	15.721	103.8	56.791	80.31	0.168	10:10:01.615
19 -	18.544	22.173	112.0	16.050	103.5	56.767 (3)	80.34	0.144	10:10:58.382
20 -	19.144	23.198	97.6	17.285	102.6	59.627	76.49	3.004	10:11:58.009
21 -	18.446	22.202	112.2	15.975	101.8	56.623 (1)	80.55		10:12:54.632
22 -	18.615	23.195	110.9	16.700	103.2	58.510	77.95	1.887	10:13:53.142
23 -	18.502	22.096	112.7	16.281	101.8	56.879	80.18	0.256	10:14:50.021
24 -	18.695	22.449	110.7	18.282	99.8	59.426	76.75	2.803	10:15:49.447

P17	11	Joseph THOMAS	Honda - Moto UK Racing					
IDEAL LAP TIME : 56.791		BEST LAP TIME : 56.960		DIFFERENCE : 0.169				

LAP	SECTOR 1	SECTOR 2	SECTOR 3	LAP TIME	MPH	DIFF	TIME OF DAY		
1 -	OUTLAP	23.896	106.6	17.058	98.6		09:51:05.794		
2 -	19.309	23.265	106.5	16.801	99.4	59.375	76.81	2.415	09:52:05.169
3 -	18.905	22.699	107.0	16.450	100.1	58.054	78.56	1.094	09:53:03.223
4 -	18.676	22.573	107.8	16.075	99.4	57.324	79.56	0.364	09:54:00.547
5 -	18.842	22.539	107.8	16.354	99.4	57.735	79.00	0.775	09:54:58.282
6 -	18.712	22.455	107.2	16.090	99.4	57.257	79.66	0.297	09:55:55.539
7 -	18.577	22.481	107.7	16.630	96.2	57.688	79.06	0.728	09:56:53.227
8 -	19.071	22.640	107.5	17.430	98.6	59.141	77.12	2.181	09:57:52.368
9 -	18.866	22.736	107.5	16.372	98.6	57.974	78.67	1.014	09:58:50.342
10 -	18.683	23.055	107.3	16.273	98.5	58.011	78.62	1.051	09:59:48.353
11 -	18.822	22.544	108.0	16.284	98.6	57.650	79.11	0.690	10:00:46.003
12 -	18.674	22.635	107.2	16.416	97.8	57.725	79.01	0.765	10:01:43.728
13 -	19.414	24.078	102.2	21.584	31.4	1:05.076	70.08	8.116	10:02:48.804
14 -	OUTLAP	24.441	104.8	17.034	97.1	2:06.133	36.16	1:09.173	10:04:54.937
15 -	19.810	23.324	105.3	16.356	97.8	59.490	76.67	2.530	10:05:54.427
16 -	19.205	23.038	106.3	16.242	97.8	58.485	77.98	1.525	10:06:52.912
17 -	19.326	23.353	106.1	16.739	97.1	59.418	76.76	2.458	10:07:52.330
18 -	19.161	22.822	106.8	16.137	97.9	58.120	78.47	1.160	10:08:50.450
19 -	18.883	22.642	107.0	16.320	97.6	57.845	78.85	0.885	10:09:48.295
20 -	18.791	22.773	106.6	16.308	98.3	57.872	78.81	0.912	10:10:46.167
21 -	18.539	22.631	107.3	16.030	98.8	57.200 (3)	79.73	0.240	10:11:43.367
22 -	18.601	22.520	106.8	15.839	98.8	56.960 (1)	80.07		10:12:40.327
23 -	18.497	22.475	106.6	16.182	97.9	57.154 (2)	79.80	0.194	10:13:37.481
24 -	18.591	22.573	106.3	16.181	98.1	57.345	79.53	0.385	10:14:34.826
25 -	18.825	22.559	106.3	15.962	98.3	57.346	79.53	0.386	10:15:32.172

P18	74 M3	Joe THOMPSON	Repli-Cast - Repli-Cast UK					
IDEAL LAP TIME : 57.012		BEST LAP TIME : 57.112		DIFFERENCE : 0.100				

LAP	SECTOR 1	SECTOR 2	SECTOR 3	LAP TIME	MPH	DIFF	TIME OF DAY		
1 -	OUTLAP	26.420	102.4	18.532	97.2		09:51:16.584		
2 -	21.182	23.983	105.6	16.679	100.1	1:01.844	73.75	4.732	09:52:18.428
3 -	19.694	23.217	107.0	16.590	100.3	59.501	76.65	2.389	09:53:17.929
4 -	19.711	23.188	106.6	16.418	101.0	59.317	76.89	2.205	09:54:17.246
5 -	19.270	22.928	107.0	16.014	101.2	58.212	78.35	1.100	09:55:15.458
6 -	19.161	22.920	107.5	16.046	100.9	58.127	78.46	1.015	09:56:13.585
7 -	19.274	23.109	107.5	16.356	100.1	58.739	77.65	1.627	09:57:12.324
8 -	19.256	22.872	108.4	16.054	100.4	58.182	78.39	1.070	09:58:10.506
9 -	19.096	22.855	106.6	16.063	101.0	58.014	78.62	0.902	09:59:08.520
10 -	19.220	22.807	106.8	16.207	100.6	58.234	78.32	1.122	10:00:06.754
11 -	19.210	22.783	107.3	16.023	100.0	58.016	78.61	0.904	10:01:04.770
12 -	19.091	22.605	106.8	16.172	99.4	57.868	78.81	0.756	10:02:02.638

Weather / Track : Bright / Dry

Knockhill
Circuit Length = 1.2669 miles
Start: 09:50 Flag 10:15 End: 10:16

MCRCB BULLETIN TK091

2014 MCE British Superbike Championship - Round 4

2014 Motul British Motostar Championship

QUALIFYING 1 - SECTOR ANALYSIS

SECTOR 1 = FL to I1, SECTOR 2 = I1 to I2, SECTOR 3 = I2 to FL, DIFF = Difference To Personal Best Lap

13 -	18.960	22.644	106.1	20.460	44.2	1:02.064	73.49	4.952	10:03:04.702
14 -	OUTLAP	23.725	106.0	16.845	99.7	1:32.211	49.46	35.099	10:04:36.913
15 -	19.259	22.930	105.6	16.422	100.4	58.611	77.82	1.499	10:05:35.524
16 -	19.083	22.942	107.3	16.005	100.9	58.030	78.59	0.918	10:06:33.554
17 -	18.640	22.748	107.5	15.989	100.1	57.377 (3)	79.49	0.265	10:07:30.931
18 -	18.871	22.484	107.3	15.956	100.6	57.311 (2)	79.58	0.199	10:08:28.242
19 -	18.891	22.652	107.2	15.888	101.0	57.431	79.41	0.319	10:09:25.673
20 -	18.695	22.489	107.8	15.928	100.3	57.112 (1)	79.86		10:10:22.785
21 -	18.974	26.067	84.8	18.138	98.9	1:03.179	72.19	6.067	10:11:25.964
22 -	18.949	22.959	106.5	16.087	100.9	57.995	78.64	0.883	10:12:23.959
23 -	18.982	22.931	106.6	16.093	100.0	58.006	78.63	0.894	10:13:21.965
24 -	18.873	22.741	106.6	16.099	99.7	57.713	79.03	0.601	10:14:19.678
25 -	19.004	22.903	107.0	16.073	99.4	57.980	78.66	0.868	10:15:17.658

P19	4	Louis VALLELEY	KTM - Century 21 / Cresswell Racing					
IDEAL LAP TIME : 57.041		BEST LAP TIME : 57.236		DIFFERENCE : 0.195				

LAP	SECTOR 1	SECTOR 2	SECTOR 3	LAP TIME	MPH	DIFF	TIME OF DAY		
1 -		24.263	105.8	16.854	99.1		09:51:06.709		
2 -	19.334	22.890	107.0	16.855	100.1	59.079	77.20	1.843	09:52:05.788
3 -	18.812	22.844	106.3	16.169	99.4	57.825	78.87	0.589	09:53:03.613
4 -	18.700	22.272	107.8	16.264	98.9	57.236 (1)	79.68		09:54:00.849
5 -	18.786	22.522	107.2	16.494	98.9	57.802	78.90	0.566	09:54:58.651
6 -	18.790	22.498	106.3	16.535	94.3	57.823	78.88	0.587	09:55:56.474
7 -	19.516	23.678	103.5	16.381	98.5	59.575	76.56	2.339	09:56:56.049
8 -	18.684	22.647	105.3	16.524	98.6	57.855	78.83	0.619	09:57:53.904
9 -	18.980	24.564	95.5	16.962	97.8	1:00.506	75.38	3.270	09:58:54.410
10 -	19.062	22.494	105.5	16.096	98.2	57.652	79.11	0.416	09:59:52.062
11 -	19.130	22.664	105.5	16.188	97.9	57.982	78.66	0.746	10:00:50.044
12 -	18.894	22.463	105.5	16.267	97.8	57.624 (3)	79.15	0.388	10:01:47.668
13 -	19.087	23.791	101.9	16.427	98.1	59.305	76.90	2.069	10:02:46.973
14 -	19.104	22.414	105.1	18.178	92.1	59.696	76.40	2.460	10:03:46.669
15 -	20.126	23.633	101.9	16.339	98.8	1:00.098	75.89	2.862	10:04:46.767
16 -	20.934	24.603	96.6	20.513	37.1	1:06.050	69.05	8.814	10:05:52.817
17 -	OUTLAP	24.708	107.2	16.601	97.1	2:28.244	30.76	1:31.008	10:08:21.061
18 -	19.445	23.315	104.3	16.155	98.6	58.915	77.41	1.679	10:09:19.976
19 -	19.775	23.176	105.6	16.105	97.3	59.056	77.23	1.820	10:10:19.032
20 -	19.150	22.554	106.1	16.157	98.1	57.861	78.82	0.625	10:11:16.893
21 -	19.423	23.515	101.6	16.336	97.6	59.274	76.94	2.038	10:12:16.167
22 -	19.159	22.261	105.3	16.130	97.8	57.550 (2)	79.25	0.314	10:13:13.717
23 -	18.955	22.920	103.8	16.129	98.3	58.004	78.63	0.768	10:14:11.721
24 -	18.962	22.469	103.8	17.248	87.8	58.679	77.72	1.443	10:15:10.400

P20	90	Greg GREENWOOD	Luyten Honda - FPW Racing				
IDEAL LAP TIME : 57.195		BEST LAP TIME : 57.332		DIFFERENCE : 0.137			

LAP	SECTOR 1	SECTOR 2	SECTOR 3	LAP TIME	MPH	DIFF	TIME OF DAY		
1 -	OUTLAP	24.896	105.0	17.081	99.1		09:51:08.482		
2 -	20.031	24.208	105.6	16.773	98.3	1:01.012	74.75	3.680	09:52:09.494
3 -	19.990	25.371	101.8	21.187	39.2	1:06.548	68.53	9.216	09:53:16.042
4 -	OUTLAP	24.168	105.3	16.968	98.6	1:24.436	54.01	27.104	09:54:40.478
5 -	19.363	23.767	106.3	16.497	98.6	59.627	76.49	2.295	09:55:40.105
6 -	19.468	24.084	107.7	17.024	97.3	1:00.576	75.29	3.244	09:56:40.681
7 -	19.237	23.000	107.2	16.409	98.5	58.646	77.77	1.314	09:57:39.327
8 -	19.129	23.323	106.6	16.444	98.5	58.896	77.44	1.564	09:58:38.223
9 -	19.116	23.363	106.6	16.305	98.9	58.784	77.59	1.452	09:59:37.007
10 -	19.035	23.005	106.6	16.827	99.2	58.867	77.48	1.535	10:00:35.874
11 -	19.273	23.984	105.6	16.529	98.5	59.786	76.29	2.454	10:01:35.660
12 -	19.062	23.186	106.1	17.417	95.7	59.665	76.44	2.333	10:02:35.325
13 -	19.652	24.531	107.0	16.242	99.4	1:00.425	75.48	3.093	10:03:35.750
14 -	19.870	24.286	104.5	17.261	99.4	1:01.417	74.26	4.085	10:04:37.167
15 -	19.888	23.533	105.6	16.913	99.4	1:00.334	75.59	3.002	10:05:37.501
16 -	19.232	23.150	106.5	16.165	99.1	58.547	77.90	1.215	10:06:36.048
17 -	18.922	22.901	107.7	16.172	98.8	57.995	78.64	0.663	10:07:34.043
18 -	18.895	22.794	107.7	16.087	99.4	57.776	78.94	0.444	10:08:31.819

Knockhill
 Circuit Length = 1.2669 miles
 Start: 09:50 Flag 10:15 End: 10:16

Weather / Track : Bright / Dry

MCRCB BULLETIN TK091

2014 MCE British Superbike Championship - Round 4

2014 Motul British Motostar Championship

QUALIFYING 1 - SECTOR ANALYSIS

SECTOR 1 = FL to I1, SECTOR 2 = I1 to I2, SECTOR 3 = I2 to FL, DIFF = Difference To Personal Best Lap

19 -	18.751	22.602	107.7	16.006	99.4	57.359 (2)	79.51	0.027	10:09:29.178
20 -	18.779	22.509	107.5	16.044	99.7	57.332 (1)	79.55		10:10:26.510
21 -	18.844	22.719	106.3	16.890	99.1	58.453	78.03	1.121	10:11:24.963
22 -	18.680	22.627	107.5	16.068	99.2	57.375 (3)	79.49	0.043	10:12:22.338
23 -	19.006	26.230	101.9	16.646	98.8	1:01.882	73.70	4.550	10:13:24.220
24 -	18.722	22.722	106.5	16.144	99.2	57.588	79.20	0.256	10:14:21.808
25 -	18.804	22.655	106.8	16.327	98.8	57.786	78.93	0.454	10:15:19.594

P21	7	Jamie ASHBY	Honda - JPA Racing / SP125						
IDEAL LAP TIME : 58.967		BEST LAP TIME : 59.177		DIFFERENCE : 0.210					

LAP	SECTOR 1	SECTOR 2	SECTOR 3	LAP TIME	MPH	DIFF	TIME OF DAY
1 -	OUTLAP	26.701	101.3	18.490	96.8		09:51:39.376
2 -	20.603	24.671	103.7	17.242	97.3	1:02.516	09:52:41.892
3 -	19.929	23.761	105.1	17.157	97.1	1:00.847	09:53:42.739
4 -	19.757	23.512	104.8	17.069	97.5	1:00.338	09:54:43.077
5 -	19.794	23.548	105.5	16.809	96.5	1:00.151	09:55:43.228
6 -	19.606	23.778	105.6	17.115	95.8	1:00.499	09:56:43.727
7 -	19.626	23.471	106.0	17.212	96.4	1:00.309	09:57:44.036
8 -	19.614	23.016	106.6	16.708	96.2	59.338	09:58:43.374
9 -	19.660	23.226	105.6	16.829	95.8	59.715	09:59:43.089
10 -	19.641	23.147	105.6	16.792	96.0	59.580	10:00:42.669
11 -	19.388	23.286	105.5	16.741	96.4	59.415	10:01:42.084
12 -	19.412	23.191	105.3	16.682	96.2	59.285 (3)	10:02:41.369
13 -	19.446	23.043	105.3	16.688	96.1	59.177 (1)	10:03:40.546
14 -	19.615	23.492	104.6	17.041	97.3	1:00.148	10:04:40.694
15 -	19.523	23.286	105.1	16.757	95.8	59.566	10:05:40.260
16 -	19.516	23.152	104.5	16.956	95.5	59.624	10:06:39.884
17 -	19.399	23.139	105.1	16.778	95.4	59.316	10:07:39.200
18 -	19.607	23.255	105.1	17.018	95.5	59.880	10:08:39.080
19 -	19.906	23.499	105.3	17.053	96.1	1:00.458	10:09:39.538
20 -	19.369	23.445	105.0	16.991	95.8	59.805	10:10:39.343
21 -	19.370	23.184	105.0	16.689	96.1	59.243 (2)	10:11:38.586
22 -	19.434	23.376	104.3	16.898	95.4	59.708	10:12:38.294
23 -	19.463	23.232	104.8	16.747	97.9	59.442	10:13:37.736
24 -	19.269	23.271	105.0	21.948	83.4	1:04.488	10:14:42.224
25 -	20.495	23.823	104.6	17.223	96.0	1:01.541	10:15:43.765

P22	51	Gillian McGAW	Honda - Gillian McGaw Racing						
IDEAL LAP TIME : 59.112		BEST LAP TIME : 59.486		DIFFERENCE : 0.374					

LAP	SECTOR 1	SECTOR 2	SECTOR 3	LAP TIME	MPH	DIFF	TIME OF DAY
1 -	OUTLAP	24.686	103.5	17.555	96.5		09:51:10.423
2 -	20.037	24.035	103.7	16.998	97.1	1:01.070	09:52:11.493
3 -	19.670	24.007	103.4	16.930	97.6	1:00.607	09:53:12.100
4 -	19.366	23.694	102.9	16.797	97.5	59.857 (3)	09:54:11.957
5 -	19.380	23.542	102.4	19.146	49.1	1:02.068	09:55:14.025
6 -	OUTLAP	24.617	101.9	17.105	96.1	2:11.631	09:57:25.656
7 -	19.480	23.831	100.9	16.583	96.0	59.894	09:58:25.550
8 -	19.644	24.254	99.8	16.680	95.7	1:00.578	09:59:26.128
9 -	19.377	23.324	101.5	16.785	96.1	59.486 (1)	10:00:25.614
10 -	19.205	23.485	101.3	19.156	48.1	1:01.846	10:01:27.460
11 -	OUTLAP	24.070	102.9	16.663	95.8	2:52.559	10:04:20.019
12 -	19.484	23.794	100.6	17.241	95.5	1:00.519	10:05:20.538
13 -	19.469	23.613	101.0	16.766	94.6	59.848 (2)	10:06:20.386
14 -	20.255	25.328	96.0	20.654	46.9	1:06.237	10:07:26.623

P23	100	Stephen CAMPBELL	Honda - Campbell Racing						
IDEAL LAP TIME : 1:02.035		BEST LAP TIME : 1:02.502		DIFFERENCE : 0.467					

LAP	SECTOR 1	SECTOR 2	SECTOR 3	LAP TIME	MPH	DIFF	TIME OF DAY
1 -	OUTLAP	27.875	98.9	18.598	96.2		09:51:16.370
2 -	21.583	26.455	104.0	17.504	96.5	1:05.542	09:52:21.912
3 -	21.390	25.407	104.6	17.439	96.8	1:04.236	09:53:26.148
4 -	21.298	25.270	104.6	17.616	96.0	1:04.184	09:54:30.332

Knockhill
 Circuit Length = 1.2669 miles
 Start: 09:50 Flag 10:15 End: 10:16

Weather / Track : Bright / Dry

MCRCB BULLETIN TK091

2014 MCE British Superbike Championship - Round 4

2014 Motul British Motostar Championship

QUALIFYING 1 - SECTOR ANALYSIS

SECTOR 1 = FL to I1, SECTOR 2 = I1 to I2, SECTOR 3 = I2 to FL, DIFF = Difference To Personal Best Lap

5 -	21.242	25.021	84.4	18.882	96.1	1:05.145	70.01	2.643	09:55:35.477
6 -	21.654	26.176	104.3	17.942	95.7	1:05.772	69.34	3.270	09:56:41.249
7 -	20.745	24.709	104.8	17.371	96.2	1:02.825 (3)	72.60	0.323	09:57:44.074
8 -	21.123	25.031	104.5	17.672	96.0	1:03.826	71.46	1.324	09:58:47.900
9 -	20.594	24.615	104.8	17.293	96.4	1:02.502 (1)	72.97		09:59:50.402
10 -	OUTLAP	24.569	104.3	17.046	96.1	1:02.320	73.18		10:00:52.722
11 -	20.550	25.328	104.3	17.431	96.5	1:03.309	72.04	0.807	10:01:56.031
12 -	20.521	24.817	104.2	17.402	95.8	1:02.740 (2)	72.69	0.238	10:02:58.771

MCRCB BULLETIN TK092**2014 MCE British Superbike Championship - Round 4****2014 Motul British Motostar Championship****QUALIFYING 1 - BEST SPEEDS**

POS	SECTOR 1			SECTOR 2			FINISH LINE		
	NO	NAME	MPH	NO	NAME	MPH	NO	NAME	MPH
1				42	James HOBSON	114.3	66	Joe IRVING	108.5
2				66	Joe IRVING	114.3	42	James HOBSON	106.8
3				127	Georgina POLDEN	113.3	127	Georgina POLDEN	104.3
4				34	Jordan WEAVING	112.4	6	Taz TAYLOR	104.0
5				13	Sam BURMAN	111.6	13	Sam BURMAN	103.5
6				6	Taz TAYLOR	111.4	79	Chris TAYLOR	103.5
7				79	Chris TAYLOR	110.9	34	Jordan WEAVING	103.4
8				86	Charlie NESBITT	110.9	86	Charlie NESBITT	102.6
9				65	Josh OWENS	110.7	65	Josh OWENS	102.2
10				43	Arnie SHELTON	109.6	43	Arnie SHELTON	101.6
11				64	Asher DURHAM	109.4	36	Jayson URIBE	101.3
12				36	Jayson URIBE	109.2	74	Joe THOMPSON	101.2
13				12	Edward RENDELL	108.7	64	Asher DURHAM	100.9
14				19	Kai JOHNSON	108.4	4	Louis VALLELEY	100.1
15				74	Joe THOMPSON	108.4	11	Joseph THOMAS	100.1
16				11	Joseph THOMAS	108.0	19	Kai JOHNSON	99.8
17				4	Louis VALLELEY	107.8	35	Elliot LODGE	99.8
18				90	Greg GREENWOOD	107.7	90	Greg GREENWOOD	99.7
19				35	Elliot LODGE	107.2	12	Edward RENDELL	99.5
20				7	Jamie ASHBY	106.6	7	Jamie ASHBY	97.9
21				100	Stephen CAMPBELL	104.8	51	Gillian McGAW	97.6
22				164	Anthony ALONSO	104.8	100	Stephen CAMPBELL	96.8
23				51	Gillian McGAW	103.7	164	Anthony ALONSO	96.6

Weather / Track : Bright / Dry

Results can be found at www.tsl-timing.com

Knockhill

Circuit Length = 1.2669 miles

Start: 09:50 Flag 10:15 End: 10:16

Printed - 10:18 Saturday, 28 June 2014

MCRCB BULLETIN TK093

2014 MCE British Superbike Championship - Round 4

2014 Motul British Motostar Championship

QUALIFYING 1 - BEST SECTORS

SECTOR 1			SECTOR 2			SECTOR 3			IDEAL / BEST COMPARISON						
POS	NO	NAME	TIME	NO	NAME	TIME	NO	NAME	TIME	POS	NO	NAME	IDEAL	BEST	DIFF
1	66	IRVING	17.513	66	IRVING	21.048	66	IRVING	15.008				PERFECT LAP	53.569	
2	34	WEAVING	17.613	34	WEAVING	21.132	34	WEAVING	15.255	1	66	IRVING	53.569	53.724	0.155
3	36	URIBE	17.880	42	HOBSON	21.384	42	HOBSON	15.267	2	34	WEAVING	54.000	54.153	0.153
4	12	RENDELL	17.909	36	URIBE	21.463	6	TAYLOR	15.396	3	42	HOBSON	54.583	54.745	0.162
5	42	HOBSON	17.932	12	RENDELL	21.581	86	NESBITT	15.484	4	36	URIBE	54.926	55.217	0.291
6	86	NESBITT	17.973	65	OWENS	21.659	12	RENDELL	15.488	5	12	RENDELL	54.978	55.144	0.166
7	79	TAYLOR	17.997	164	ALONSO	21.665	127	POLDEN	15.489	6	79	TAYLOR	55.228	55.460	0.232
8	65	OWENS	18.064	79	TAYLOR	21.735	79	TAYLOR	15.496	7	6	TAYLOR	55.276	55.276	0.000
9	64	DURHAM	18.097	6	TAYLOR	21.770	65	OWENS	15.582	8	86	NESBITT	55.289	55.537	0.248
10	164	ALONSO	18.106	64	DURHAM	21.774	36	URIBE	15.583	9	65	OWENS	55.305	55.647	0.342
11	6	TAYLOR	18.110	43	SHELTON	21.787	19	JOHNSON	15.741	10	164	ALONSO	55.546	56.166	0.620
12	43	SHELTON	18.167	86	NESBITT	21.832	35	LODGE	15.741	11	64	DURHAM	55.755	55.979	0.224
13	19	JOHNSON	18.224	35	LODGE	21.956	13	BURMAN	15.758	12	43	SHELTON	55.766	55.830	0.064
14	35	LODGE	18.363	127	POLDEN	22.096	164	ALONSO	15.775	13	127	POLDEN	56.031	56.623	0.592
15	13	BURMAN	18.370	19	JOHNSON	22.121	43	SHELTON	15.812	14	35	LODGE	56.060	56.316	0.256
16	127	POLDEN	18.446	4	VALLELEY	22.261	11	THOMAS	15.839	15	19	JOHNSON	56.086	56.415	0.329
17	11	THOMAS	18.497	13	BURMAN	22.342	64	DURHAM	15.884	16	13	BURMAN	56.470	56.486	0.016
18	74	THOMPSON	18.640	11	THOMAS	22.455	74	THOMPSON	15.888	17	11	THOMAS	56.791	56.960	0.169
19	90	GREENWOOD	18.680	74	THOMPSON	22.484	90	GREENWOOD	16.006	18	74	THOMPSON	57.012	57.112	0.100
20	4	VALLELEY	18.684	90	GREENWOOD	22.509	4	VALLELEY	16.096	19	4	VALLELEY	57.041	57.236	0.195
21	51	McGAW	19.205	7	ASHBY	23.016	51	McGAW	16.583	20	90	GREENWOOD	57.195	57.332	0.137
22	7	ASHBY	19.269	51	McGAW	23.324	7	ASHBY	16.682	21	7	ASHBY	58.967	59.177	0.210
23	100	CAMPBELL	20.420	100	CAMPBELL	24.569	100	CAMPBELL	17.046	22	51	McGAW	59.112	59.486	0.374
										23	100	CAMPBELL	1:02.035	1:02.502	0.467

Weather / Track : Bright / Dry

Results can be found at www.tsl-timing.com

Knockhill
 Circuit Length = 1.2669 miles
 Start: 09:50 Flag 10:15 End: 10:16

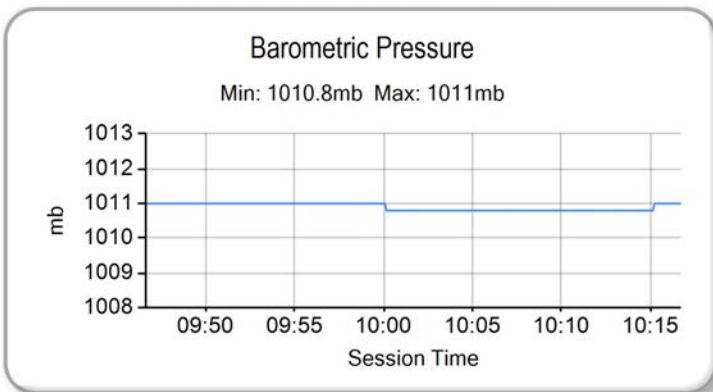
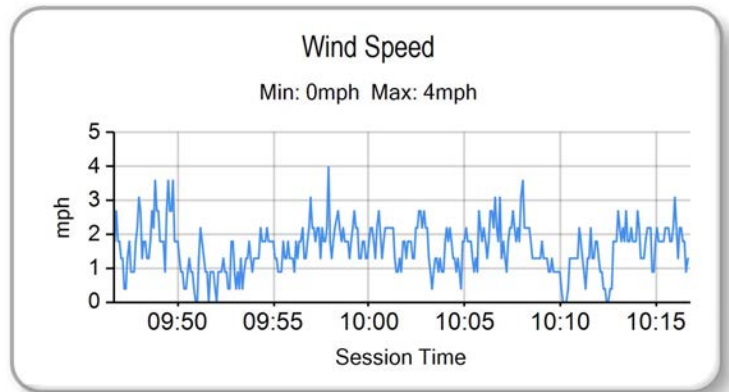
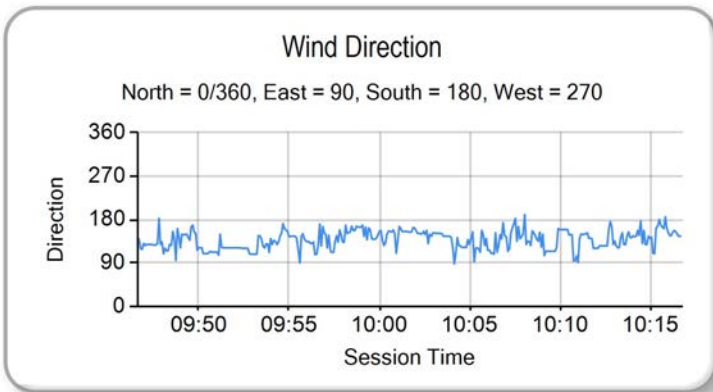
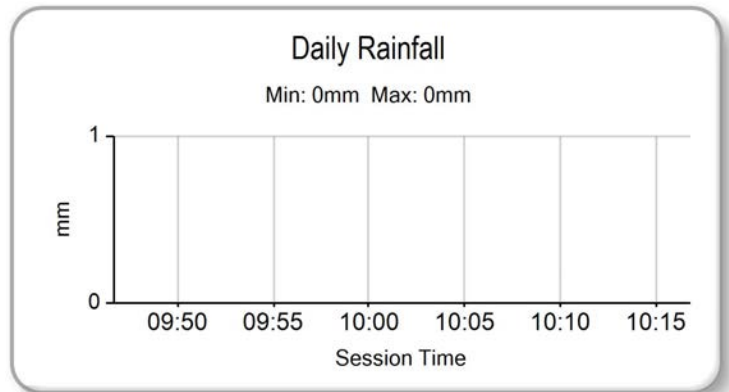
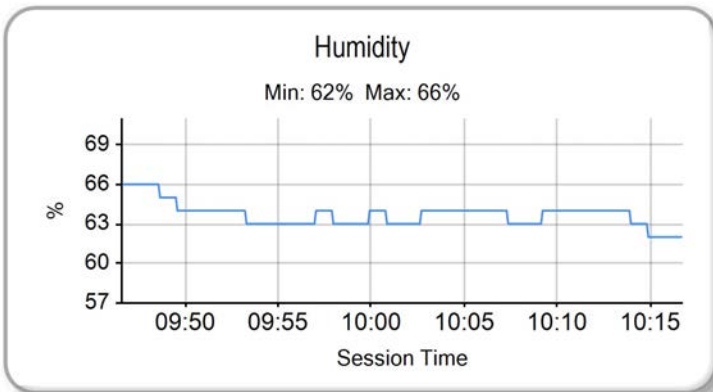
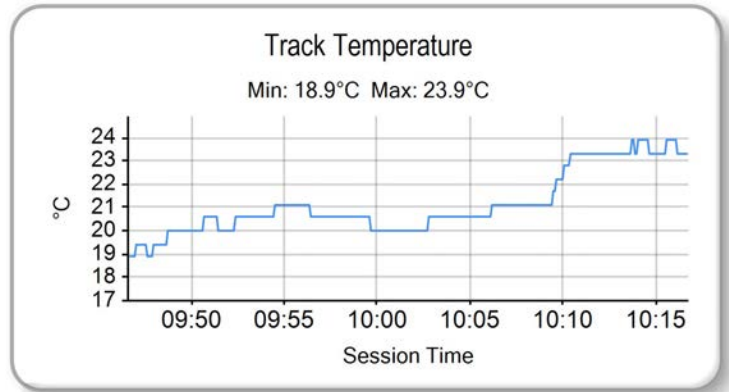
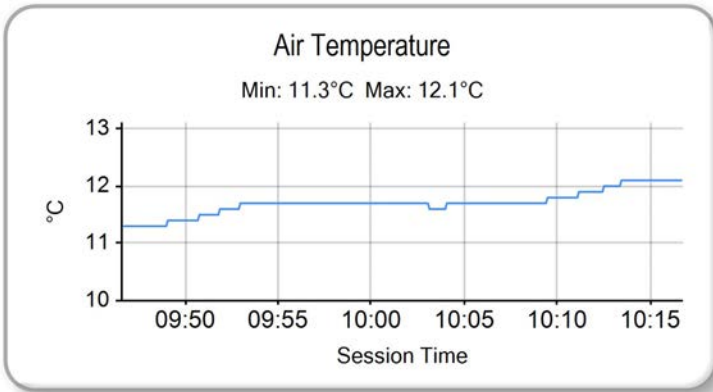
Printed - 10:19 Saturday, 28 June 2014

MCRCB BULLETIN TK094

2014 MCE British Superbike Championship - Round 4

2014 Motul British Motostar Championship

QUALIFYING 1 - WEATHER CONDITIONS



Weather / Track : Bright / Dry

Results can be found at www.tsl-timing.com

Knockhill
Circuit Length = 1.2669 miles
Start: 09:50 Flag 10:15 End: 10:16

Printed - 10:19 Saturday, 28 June 2014



POS	NO	CL	PIC	NAME	ENTRY	FIRST		SECOND			DIFF
						TIME	LAPS	TIME	LAPS	GAP	
1	66	M3	1	Joe IRVING	KTM - Redline KTM	53.724	24	1:09.178	3		
2	34	M3	2	Jordan WEAVING	KTM - Jordan Racing / Burkert	54.153	25		0	0.429	0.429
3	42	M3	3	James HOBSON	Honda - Two 4 Motorsport	54.745	23	1:03.984	16	1.021	0.592
4	12		1	Edward RENDELL	Honda - Banks Racing	55.144	5	59.562	13	1.420	0.399
5	36	M3	4	Jayson URIBE	Honda - FPW Racing / RSR	55.217	16	1:03.668	9	1.493	0.073
6	6		2	Taz TAYLOR	Luyten Honda - FPW Racing / Hookless Holidays	55.276	5	1:01.703	14	1.552	0.059
7	79	M3	5	Chris TAYLOR	Honda - Ducati Coventry	55.460	25		0	1.736	0.184
8	86	M3	6	Charlie NESBITT	Repli-Cast - Repli-Cast UK	55.537	25	1:00.308	22	1.813	0.077
9	65		3	Josh OWENS	Honda - RCD Motorsport	55.647	27		0	1.923	0.110
10	43		4	Arnie SHELTON	Honda - e3 Motorsport with Shelton Racing	55.830	22		0	2.106	0.183
11	64		5	Asher DURHAM	Honda - SP125Racing.com	55.979	23	1:02.991	22	2.255	0.149
12	164		6	Anthony ALONSO	Honda - SP125 / BARF Racing	56.166	20		0	2.442	0.187
13	35		7	Elliot LODGE	Honda - SP125 / Spike Racing	56.316	11		0	2.592	0.150
14	19		8	Kai JOHNSON	Nykos - Kinpac Racing	56.415	26		0	2.691	0.099
15	13	M3	7	Sam BURMAN	Honda - WNT / Burman Racing	56.486	25	1:04.389	21	2.762	0.071
16	127		9	Georgina POLDEN	Honda - RS Racing	56.623	24	59.918	23	2.899	0.137
17	11		10	Joseph THOMAS	Honda - Moto UK Racing	56.960	25	1:02.429	22	3.236	0.337
18	74	M3	8	Joe THOMPSON	Repli-Cast - Repli-Cast UK	57.112	25	1:02.302	19	3.388	0.152
19	4		11	Louis VALLELEY	KTM - Century 21 / Cresswell Racing	57.236	24	1:02.006	23	3.512	0.124
20	90		12	Greg GREENWOOD	Luyten Honda - FPW Racing	57.332	25	1:03.776	12	3.608	0.096
21	7		13	Jamie ASHBY	Honda - JPA Racing / SP125	59.177	25		0	5.453	1.845
22	51		14	Gillian McGAW	Honda - Gillian McGaw Racing	59.486	14	1:03.924	14	5.762	0.309
23	100		15	Stephen CAMPBELL	Honda - Campbell Racing	1:02.502	12	1:08.444	19	8.778	3.016

Weather / Track : Cloudy / Damp

These results are provisional until the conclusion of any judicial and technical matters.

Knockhill

Circuit Length = 1.2669 miles

Start: 14:10 Flag 14:35 End: 14:36

Race Director :	Stewards :	Timekeeper :
-----------------	------------	--------------

Results can be found at www.britishsuperbike.com

Printed - 14:38 Saturday, 28 June 2014



QUALIFYING 2 - CLASSIFICATION



POS	NO	CL	PIC NAME	ENTRY	TIME	ON	LAPS	GAP	DIFF	MPH
1	12		1 Edward RENDELL	Honda - Banks Racing	59.562	12	13			76.57
2	127		2 Georgina POLDEN	Honda - RS Racing	59.918	21	23	0.356	0.356	76.12
3	86	M3	1 Charlie NESBITT	Repli-Cast - Repli-Cast UK	1:00.308	20	22	0.746	0.390	75.63
4	6		3 Taz TAYLOR	Luyten Honda - FPW Racing / Hookless Holidays	1:01.703	14	14	2.141	1.395	73.92
5	4		4 Louis VALLELEY	KTM - Century 21 / Cresswell Racing	1:02.006	13	23	2.444	0.303	73.55
6	74	M3	2 Joe THOMPSON	Repli-Cast - Repli-Cast UK	1:02.302	19	19	2.740	0.296	73.20
7	11		5 Joseph THOMAS	Honda - Moto UK Racing	1:02.429	19	22	2.867	0.127	73.06
8	64		6 Asher DURHAM	Honda - SP125Racing.com	1:02.991	22	22	3.429	0.562	72.40
9	36	M3	3 Jayson URIBE	Honda - FPW Racing / RSR	1:03.668	8	9	4.106	0.677	71.63
10	90		7 Greg GREENWOOD	Luyten Honda - FPW Racing	1:03.776	12	12	4.214	0.108	71.51
11	51		8 Gillian McGAW	Honda - Gillian McGaw Racing	1:03.924	13	14	4.362	0.148	71.35
12	42	M3	4 James HOBSON	Honda - Two 4 Motorsport	1:03.984	12	16	4.422	0.060	71.28
13	13	M3	5 Sam BURMAN	Honda - WNT / Burman Racing	1:04.389	10	21	4.827	0.405	70.83

QUALIFYING LAPTIME (110.0% of 59.562) = 1:05.518

14	100		9 Stephen CAMPBELL	Honda - Campbell Racing	1:08.444	19	19	8.882	4.055	66.64
15	66	M3	6 Joe IRVING	KTM - Redline KTM	1:09.178	3	3	9.616	0.734	65.93

Weather / Track : Cloudy / Damp

These results are provisional until the conclusion of any judicial and technical matters.

Knockhill

Circuit Length = 1.2669 miles

Start: 14:10 Flag 14:35 End: 14:36

Race Director :	Stewards :	Timekeeper :
-----------------	------------	--------------

Results can be found at www.britishsuperbike.com

Printed - 14:36 Saturday, 28 June 2014



MCRCB BULLETIN TK124

2014 MCE British Superbike Championship - Round 4

2014 Motul British Motostar Championship

QUALIFYING 2 - SECTOR ANALYSIS

SECTOR 1 = FL to I1, SECTOR 2 = I1 to I2, SECTOR 3 = I2 to FL, DIFF = Difference To Personal Best Lap

P1 12		Edward RENDELL				Honda - Banks Racing			
IDEAL LAP TIME : 59.540		BEST LAP TIME : 59.562		DIFFERENCE : 0.022					
LAP	SECTOR 1	SECTOR 2		SECTOR 3		LAP TIME	MPH	DIFF	TIME OF DAY
1 -	OUTLAP	25.311	102.6	17.900	95.7				14:15:04.264
2 -	20.749	24.322	105.3	20.413	34.3	1:05.484	69.65	5.922	14:16:09.748
3 -	OUTLAP	24.290	104.8	17.501	95.7	1:52.754	40.45	53.192	14:18:02.502
4 -	20.317	23.673	104.6	17.197	97.9	1:01.187	74.54	1.625	14:19:03.689
5 -	19.853	23.725	104.5	16.791	97.2	1:00.369 (2)	75.55	0.807	14:20:04.058
6 -	20.047	23.785	103.4	18.807	38.6	1:02.639	72.81	3.077	14:21:06.697
7 -	OUTLAP	24.630	103.4	17.289	95.5	6:26.275	11.80	5:26.713	14:27:32.972
8 -	20.081	24.038	103.4	16.912	96.5	1:01.031	74.73	1.469	14:28:34.003
9 -	19.795	24.900	104.8	16.927	95.8	1:01.622	74.01	2.060	14:29:35.625
10 -	19.847	24.017	104.0	16.918	96.1	1:00.782	75.04	1.220	14:30:36.407
11 -	19.837	24.098	104.0	16.733	95.4	1:00.668 (3)	75.18	1.106	14:31:37.075
12 -	19.685	23.348	104.0	16.529	96.6	59.562 (1)	76.57		14:32:36.637
13 -	19.663	23.565	104.8	19.425	34.6	1:02.653	72.79	3.091	14:33:39.290

P2 127		Georgina POLDEN				Honda - RS Racing			
IDEAL LAP TIME : 59.783		BEST LAP TIME : 59.918		DIFFERENCE : 0.135					
LAP	SECTOR 1	SECTOR 2		SECTOR 3		LAP TIME	MPH	DIFF	TIME OF DAY
1 -	OUTLAP	28.442	97.5	19.859	99.1				14:11:43.022
2 -	22.382	26.496	108.4	18.482	99.4	1:07.360	67.71	7.442	14:12:50.382
3 -	21.919	25.947	108.7	17.939	99.2	1:05.805	69.31	5.887	14:13:56.187
4 -	21.564	25.694	108.9	16.978	101.0	1:04.236	71.00	4.318	14:15:00.423
5 -	21.072	25.436	106.8	17.498	101.0	1:04.006	71.26	4.088	14:16:04.429
6 -	21.004	25.354	109.4	16.948	100.7	1:03.306	72.04	3.388	14:17:07.735
7 -	20.875	25.271	108.7	17.091	100.4	1:03.237	72.12	3.319	14:18:10.972
8 -	20.791	25.029	108.7	17.301	100.1	1:03.121	72.25	3.203	14:19:14.093
9 -	20.789	25.025	108.9	16.730	101.6	1:02.544	72.92	2.626	14:20:16.637
10 -	20.624	25.221	109.2	16.647	101.6	1:02.492	72.98	2.574	14:21:19.129
11 -	20.521	25.165	109.1	17.615	100.3	1:03.301	72.05	3.383	14:22:22.430
12 -	21.049	25.419	109.8	16.574	101.3	1:03.042	72.35	3.124	14:23:25.472
13 -	20.099	24.295	110.1	16.624	100.7	1:01.018	74.75	1.100	14:24:26.490
14 -	20.367	24.402	110.0	16.628	100.3	1:01.397	74.28	1.479	14:25:27.887
15 -	20.369	24.260	109.8	16.932	100.4	1:01.561	74.09	1.643	14:26:29.448
16 -	20.345	24.033	111.1	16.519	100.9	1:00.897	74.89	0.979	14:27:30.345
17 -	20.086	25.181	108.0	16.886	101.2	1:02.153	73.38	2.235	14:28:32.498
18 -	20.795	26.094	107.8	17.141	101.8	1:04.030	71.23	4.112	14:29:36.528
19 -	19.694	24.171	110.3	16.358	101.9	1:00.223 (3)	75.73	0.305	14:30:36.751
20 -	20.008	24.932	110.7	16.726	101.2	1:01.666	73.96	1.748	14:31:38.417
21 -	19.674	24.020	110.7	16.224	101.6	59.918 (1)	76.12		14:32:38.335
22 -	19.739	23.885	110.5	16.515	101.6	1:00.139 (2)	75.84	0.221	14:33:38.474
23 -	20.006	24.364	110.1	22.694	32.4	1:07.064	68.01	7.146	14:34:45.538

P3 86 M3		Charlie NESBITT				Repli-Cast - Repli-Cast UK			
IDEAL LAP TIME : 1:00.054		BEST LAP TIME : 1:00.308		DIFFERENCE : 0.254					
LAP	SECTOR 1	SECTOR 2		SECTOR 3		LAP TIME	MPH	DIFF	TIME OF DAY
1 -	OUTLAP	27.220	105.8	18.963	97.1				14:14:07.920
2 -	22.997	25.857	106.1	17.797	99.4	1:06.651	68.43	6.343	14:15:14.571
3 -	21.564	25.401	106.8	17.730	100.0	1:04.695	70.50	4.387	14:16:19.266
4 -	21.094	25.243	108.4	17.511	99.7	1:03.848	71.43	3.540	14:17:23.114
5 -	21.231	25.460	106.8	17.111	101.0	1:03.802	71.48	3.494	14:18:26.916
6 -	21.051	24.937	107.5	17.503	99.4	1:03.491	71.83	3.183	14:19:30.407
7 -	20.864	25.340	107.3	17.151	100.6	1:03.355	71.99	3.047	14:20:33.762
8 -	20.824	24.915	108.4	17.215	99.5	1:02.954	72.45	2.646	14:21:36.716
9 -	20.918	24.785	108.7	16.976	100.4	1:02.679	72.76	2.371	14:22:39.395
10 -	20.905	24.765	108.0	16.966	100.6	1:02.636	72.81	2.328	14:23:42.031
11 -	20.714	24.843	108.2	16.936	100.6	1:02.493	72.98	2.185	14:24:44.524
12 -	20.578	25.086	108.0	16.827	101.2	1:02.491	72.98	2.183	14:25:47.015
13 -	20.751	25.010	106.5	16.937	100.6	1:02.698	72.74	2.390	14:26:49.713
14 -	20.434	24.561	108.4	16.811	100.9	1:01.806	73.79	1.498	14:27:51.519

Weather / Track : Cloudy / Damp

Knockhill

Circuit Length = 1.2669 miles

Start: 14:10 Flag 14:35 End: 14:36

MCRCB BULLETIN TK124

2014 MCE British Superbike Championship - Round 4

2014 Motul British Motostar Championship

QUALIFYING 2 - SECTOR ANALYSIS

SECTOR 1 = FL to I1, SECTOR 2 = I1 to I2, SECTOR 3 = I2 to FL, DIFF = Difference To Personal Best Lap

15 -	20.325	24.495	107.3	16.955	99.7	1:01.775	73.83	1.467	14:28:53.294
16 -	20.226	24.441	108.7	16.550	100.9	1:01.217	74.50	0.909	14:29:54.511
17 -	20.260	24.553	108.2	16.508	101.0	1:01.321	74.38	1.013	14:30:55.832
18 -	20.093	24.314	108.4	16.494	101.0	1:00.901 (2)	74.89	0.593	14:31:56.733
19 -	19.992	23.869	110.5	18.437	101.5	1:02.298	73.21	1.990	14:32:59.031
20 -	19.880	24.120	110.0	16.308	100.9	1:00.308 (1)	75.63		14:33:59.339
21 -	20.745	23.866	109.2	16.472	99.8	1:01.083 (3)	74.67	0.775	14:35:00.422
22 -	20.157	23.962	109.6	18.242	100.4	1:02.361	73.14	2.053	14:36:02.783

P4	6	Taz TAYLOR			Luyten Honda - FPW Racing / Hookless Holidays					
IDEAL LAP TIME : 1:01.254		BEST LAP TIME : 1:01.703			DIFFERENCE : 0.449					
LAP	SECTOR 1	SECTOR 2	SECTOR 3	LAP TIME	MPH	DIFF	TIME OF DAY			
1 -	OUTLAP	32.476	73.5	22.305	71.8			14:16:35.663		
2 -	26.489	30.077	84.8	20.424	80.1	1:16.990	59.24	15.287	14:17:52.653	
3 -	25.063	28.979	94.5	18.581	89.2	1:12.623	62.80	10.920	14:19:05.276	
4 -	23.162	27.826	95.4	17.913	94.2	1:08.901	66.19	7.198	14:20:14.177	
5 -	22.193	26.211	104.8	21.818	33.1	1:10.222	64.95	8.519	14:21:24.399	
6 -	OUTLAP	26.676	102.9	17.325	98.3	5:36.423	13.55	4:34.720	14:27:00.822	
7 -	22.696	26.073	105.1	16.713	99.5	1:05.482	69.65	3.779	14:28:06.304	
8 -	21.352	25.939	104.5	17.208	93.4	1:04.499	70.71	2.796	14:29:10.803	
9 -	21.363	25.430	106.3	16.515	99.1	1:03.308	72.04	1.605	14:30:14.111	
10 -	21.006	24.856	107.8	16.550	99.2	1:02.412	73.08	0.709	14:31:16.523	
11 -	20.674	24.751	108.2	16.286	99.2	1:01.711 (2)	73.91	0.008	14:32:18.234	
12 -	20.478	24.870	107.8	16.666	97.5	1:02.014 (3)	73.54	0.311	14:33:20.248	
13 -	21.148	24.819	107.8	16.445	95.0	1:02.412	73.08	0.709	14:34:22.660	
14 -	20.703	24.490	108.5	16.510	92.5	1:01.703 (1)	73.92		14:35:24.363	

P5	4	Louis VALLELEY			KTM - Century 21 / Cresswell Racing					
IDEAL LAP TIME : 1:01.768		BEST LAP TIME : 1:02.006			DIFFERENCE : 0.238					
LAP	SECTOR 1	SECTOR 2	SECTOR 3	LAP TIME	MPH	DIFF	TIME OF DAY			
1 -	OUTLAP	30.378	90.5	20.060	89.7				14:12:02.503	
2 -	24.781	27.729	100.7	18.429	94.1	1:10.939	64.29	8.933	14:13:13.442	
3 -	22.765	27.062	99.8	18.426	94.7	1:08.253	66.82	6.247	14:14:21.695	
4 -	22.385	25.999	101.9	17.500	94.2	1:05.884	69.22	3.878	14:15:27.579	
5 -	21.894	25.319	101.8	19.061	94.1	1:06.274	68.82	4.268	14:16:33.853	
6 -	21.722	25.429	101.3	17.427	95.3	1:04.578	70.62	2.572	14:17:38.431	
7 -	21.459	25.289	100.7	17.556	95.4	1:04.304	70.93	2.298	14:18:42.735	
8 -	21.284	25.181	101.3	17.403	94.7	1:03.868	71.41	1.862	14:19:46.603	
9 -	21.297	25.010	100.7	17.492	94.2	1:03.799	71.49	1.793	14:20:50.402	
10 -	21.262	24.679	102.6	17.202	95.8	1:03.143	72.23	1.137	14:21:53.545	
11 -	21.129	24.530	103.0	17.085	95.8	1:02.744	72.69	0.738	14:22:56.289	
12 -	21.562	25.271	105.3	17.145	94.3	1:03.978	71.29	1.972	14:24:00.267	
13 -	20.828	24.299	101.9	16.879	95.1	1:02.006 (1)	73.55		14:25:02.273	
14 -	20.889	24.940	103.0	16.842	95.3	1:02.671 (3)	72.77	0.665	14:26:04.944	
15 -	20.998	24.817	101.5	17.311	93.9	1:03.126	72.25	1.120	14:27:08.070	
16 -	21.420	25.023	101.5	17.334	95.1	1:03.777	71.51	1.771	14:28:11.847	
17 -	21.413	25.199	101.3	17.348	94.6	1:03.960	71.31	1.954	14:29:15.807	
18 -	21.128	24.567	102.6	17.383	94.6	1:03.078	72.30	1.072	14:30:18.885	
19 -	21.118	24.482	103.2	17.386	93.5	1:02.986	72.41	0.980	14:31:21.871	
20 -	21.022	24.560	101.6	17.089	94.7	1:02.671 (3)	72.77	0.665	14:32:24.542	
21 -	20.829	24.353	103.2	16.973	94.7	1:02.155 (2)	73.38	0.149	14:33:26.697	
22 -	20.738	24.188	103.2	18.449	93.5	1:03.375	71.97	1.369	14:34:30.072	
23 -	21.017	24.668	102.2	17.173	94.1	1:02.858	72.56	0.852	14:35:32.930	

P6	74 M3	Joe THOMPSON			Repli-Cast - Repli-Cast UK					
IDEAL LAP TIME : 1:02.277		BEST LAP TIME : 1:02.302			DIFFERENCE : 0.025					
LAP	SECTOR 1	SECTOR 2	SECTOR 3	LAP TIME	MPH	DIFF	TIME OF DAY			
1 -	OUTLAP	31.608	88.0	27.557	34.4				14:15:14.817	
2 -	OUTLAP	27.475	100.7	18.892	95.5	2:10.837	34.86	1:08.535	14:17:25.654	
3 -	22.448	26.351	103.2	17.879	98.2	1:06.678	68.40	4.376	14:18:32.332	
4 -	22.334	26.241	103.5	18.011	98.6	1:06.586	68.49	4.284	14:19:38.918	
5 -	21.785	25.650	104.0	17.944	97.2	1:05.379	69.76	3.077	14:20:44.297	

Weather / Track : Cloudy / Damp

Knockhill
Circuit Length = 1.2669 miles
Start: 14:10 Flag 14:35 End: 14:36

MCRCB BULLETIN TK124

2014 MCE British Superbike Championship - Round 4

2014 Motul British Motostar Championship

QUALIFYING 2 - SECTOR ANALYSIS

SECTOR 1 = FL to I1, SECTOR 2 = I1 to I2, SECTOR 3 = I2 to FL, DIFF = Difference To Personal Best Lap

6 -	22.122	25.779	103.5	18.035	96.9	1:05.936	69.17	3.634	14:21:50.233
7 -	21.974	25.786	104.2	17.944	96.5	1:05.704	69.41	3.402	14:22:55.937
8 -	21.372	25.459	104.2	17.681	98.1	1:04.512	70.70	2.210	14:24:00.449
9 -	21.485	25.235	104.5	17.668	97.8	1:04.388	70.83	2.086	14:25:04.837
10 -	21.474	25.193	106.3	17.179	98.6	1:03.846	71.43	1.544	14:26:08.683
11 -	21.368	25.183	105.3	17.380	97.1	1:03.931	71.34	1.629	14:27:12.614
12 -	21.189	25.015	106.6	17.900	97.8	1:04.104	71.15	1.802	14:28:16.718
13 -	21.311	25.018	105.3	17.593	98.3	1:03.922	71.35	1.620	14:29:20.640
14 -	20.972	25.180	106.5	17.621	96.6	1:03.773	71.52	1.471	14:30:24.413
15 -	21.148	24.899	107.2	17.619	96.4	1:03.666 (3)	71.64	1.364	14:31:28.079
16 -	21.337	24.711	106.8	17.385	97.6	1:03.433 (2)	71.90	1.131	14:32:31.512
17 -	21.022	25.991	104.3	17.867	96.9	1:04.880	70.30	2.578	14:33:36.392
18 -	20.859	26.410	96.4	17.899	96.9	1:05.168	69.99	2.866	14:34:41.560
19 -	20.715	24.383	107.3	17.204	98.1	1:02.302 (1)	73.20		14:35:43.862

P7	11	Joseph THOMAS	Honda - Moto UK Racing						
IDEAL LAP TIME : 1:02.388		BEST LAP TIME : 1:02.429	DIFFERENCE : 0.041						

LAP	SECTOR 1	SECTOR 2	SECTOR 3	LAP TIME	MPH	DIFF	TIME OF DAY		
1 -		29.376	97.2	19.918	93.5		14:11:15.498		
2 -	23.177	27.863	101.3	18.875	93.7	1:09.915	65.23	7.486	14:12:25.413
3 -	22.268	26.836	104.5	18.230	94.3	1:07.334	67.73	4.905	14:13:32.747
4 -	21.978	26.688	102.6	18.142	95.4	1:06.808	68.27	4.379	14:14:39.555
5 -	21.769	26.804	102.2	18.042	94.9	1:06.615	68.46	4.186	14:15:46.170
6 -	22.088	26.399	102.9	17.778	96.0	1:06.265	68.83	3.836	14:16:52.435
7 -	21.623	25.887	103.7	17.652	95.5	1:05.162	69.99	2.733	14:17:57.597
8 -	21.508	26.359	103.4	18.070	96.0	1:05.937	69.17	3.508	14:19:03.534
9 -	21.285	25.236	102.9	17.948	95.0	1:04.469	70.74	2.040	14:20:08.003
10 -	21.293	25.629	102.9	17.522	95.7	1:04.444	70.77	2.015	14:21:12.447
11 -	22.620	27.905	88.8	23.314	26.9	1:13.839	61.77	11.410	14:22:26.286
12 -	OUTLAP	26.751	100.6	17.627	96.0	2:44.780	27.68	1:42.351	14:25:11.066
13 -	22.075	25.846	104.8	17.296	96.6	1:05.217	69.93	2.788	14:26:16.283
14 -	20.982	25.499	104.5	17.074	96.9	1:03.555	71.76	1.126	14:27:19.838
15 -	21.567	25.673	104.0	17.291	96.4	1:04.531	70.68	2.102	14:28:24.369
16 -	21.222	25.927	103.5	17.458	96.0	1:04.607	70.59	2.178	14:29:28.976
17 -	21.646	25.465	104.5	17.248	96.8	1:04.359	70.86	1.930	14:30:33.335
18 -	21.702	25.799	104.2	17.303	95.5	1:04.804	70.38	2.375	14:31:38.139
19 -	20.704	24.610	104.5	17.115	96.0	1:02.429 (1)	73.06		14:32:40.568
20 -	20.909	24.674	105.0	17.294	96.0	1:02.877 (2)	72.54	0.448	14:33:43.445
21 -	21.034	25.056	104.5	17.281	95.3	1:03.371 (3)	71.97	0.942	14:34:46.816
22 -	20.999	25.120	104.6	17.282	95.5	1:03.401	71.94	0.972	14:35:50.217

P8	64	Asher DURHAM	Honda - SP125Racing.com						
IDEAL LAP TIME : 1:02.666		BEST LAP TIME : 1:02.991	DIFFERENCE : 0.325						

LAP	SECTOR 1	SECTOR 2	SECTOR 3	LAP TIME	MPH	DIFF	TIME OF DAY		
1 -		28.950	99.5	20.218	94.9		14:11:15.914		
2 -	23.058	26.993	102.2	19.564	95.1	1:09.615	65.51	6.624	14:12:25.529
3 -	22.527	26.330	103.0	18.658	95.4	1:07.515	67.55	4.524	14:13:33.044
4 -	21.987	26.517	102.9	18.394	96.1	1:06.898	68.18	3.907	14:14:39.942
5 -	21.786	26.721	102.9	17.991	97.6	1:06.498	68.59	3.507	14:15:46.440
6 -	22.073	26.818	100.3	22.273	36.1	1:11.164	64.09	8.173	14:16:57.604
7 -	OUTLAP	26.075	104.2	18.349	96.6	2:41.087	28.31	1:38.096	14:19:38.691
8 -	21.519	25.662	103.7	18.595	94.1	1:05.776	69.34	2.785	14:20:44.467
9 -	22.349	25.438	103.0	18.163	96.4	1:05.950	69.16	2.959	14:21:50.417
10 -	21.543	25.577	104.0	18.463	94.2	1:05.583	69.54	2.592	14:22:56.000
11 -	21.691	25.319	104.3	18.197	96.4	1:05.207	69.94	2.216	14:24:01.207
12 -	21.113	25.079	104.2	17.585	97.2	1:03.777	71.51	0.786	14:25:04.984
13 -	20.986	24.988	105.1	17.584	96.4	1:03.558 (3)	71.76	0.567	14:26:08.542
14 -	20.969	25.347	104.3	17.659	96.1	1:03.975	71.29	0.984	14:27:12.517
15 -	20.815	25.271	104.2	17.889	95.4	1:03.975	71.29	0.984	14:28:16.492
16 -	21.044	25.285	104.5	17.709	96.2	1:04.038	71.22	1.047	14:29:20.530
17 -	20.761	25.061	104.6	17.932	95.7	1:03.754	71.54	0.763	14:30:24.284
18 -	20.763	25.012	105.1	17.925	95.4	1:03.700	71.60	0.709	14:31:27.984
19 -	20.950	24.799	104.6	17.703	95.3	1:03.452 (2)	71.88	0.461	14:32:31.436

Weather / Track : Cloudy / Damp

Knockhill
Circuit Length = 1.2669 miles
Start: 14:10 Flag 14:35 End: 14:36

MCRCB BULLETIN TK124

2014 MCE British Superbike Championship - Round 4

2014 Motul British Motostar Championship

QUALIFYING 2 - SECTOR ANALYSIS

SECTOR 1 = FL to I1, SECTOR 2 = I1 to I2, SECTOR 3 = I2 to FL, DIFF = Difference To Personal Best Lap

20 -	20.867	26.178	99.7	18.520	95.5	1:05.565	69.56	2.574	14:33:37.001
21 -	20.590	25.011	105.1	18.000	94.3	1:03.601	71.71	0.610	14:34:40.602
22 -	20.805	24.492	104.8	17.694	97.2	1:02.991 (1)	72.40		14:35:43.593

P9 36 M3 Jayson URIBE		Honda - FPW Racing / RSR							
IDEAL LAP TIME : 1:03.668		BEST LAP TIME : 1:03.668		DIFFERENCE : 0.000					
LAP	SECTOR 1	SECTOR 2		SECTOR 3		LAP TIME	MPH	DIFF	TIME OF DAY
1 -	OUTLAP	27.668	99.7	19.678	95.5				14:14:08.531
2 -	22.899	25.916	102.9	18.269	96.1	1:07.084	67.99	3.416	14:15:15.615
3 -	22.340	25.350	103.5	17.603	97.2	1:05.293	69.85	1.625	14:16:20.908
4 -	21.660	25.244	103.7	17.947	97.2	1:04.851	70.33	1.183	14:17:25.759
5 -	21.534	25.338	102.7	17.461	96.9	1:04.333 (3)	70.89	0.665	14:18:30.092
6 -	21.407	25.339	101.5	17.958	93.8	1:04.704	70.49	1.036	14:19:34.796
7 -	21.411	25.237	101.9	17.444	96.4	1:04.092 (2)	71.16	0.424	14:20:38.888
8 -	21.118	25.218	102.2	17.332	96.4	1:03.668 (1)	71.63		14:21:42.556
9 -	21.954	27.849	97.6	27.440	30.9	1:17.243	59.04	13.575	14:22:59.799

P10 90 Greg GREENWOOD		Luyten Honda - FPW Racing							
IDEAL LAP TIME : 1:03.751		BEST LAP TIME : 1:03.776		DIFFERENCE : 0.025					
LAP	SECTOR 1	SECTOR 2		SECTOR 3		LAP TIME	MPH	DIFF	TIME OF DAY
1 -	OUTLAP	29.434	98.1	20.118	94.6				14:19:17.450
2 -	23.938	29.900	98.5	19.067	95.5	1:12.905	62.56	9.129	14:20:30.355
3 -	23.007	28.489	102.1	18.242	95.8	1:09.738	65.40	5.962	14:21:40.093
4 -	23.537	30.836	90.0	26.298	29.4	1:20.671	56.53	16.895	14:23:00.764
5 -	OUTLAP	28.615	100.7	18.466	96.2	4:26.800	17.09	3:23.024	14:27:27.564
6 -	22.577	27.030	102.9	17.992	96.2	1:07.599	67.47	3.823	14:28:35.163
7 -	22.063	26.647	104.2	18.202	95.8	1:06.912	68.16	3.136	14:29:42.075
8 -	21.725	26.147	104.8	17.613	96.1	1:05.485	69.65	1.709	14:30:47.560
9 -	21.509	25.714	105.5	17.925	95.4	1:05.148	70.01	1.372	14:31:52.708
10 -	20.979	25.591	106.0	17.529	96.0	1:04.099 (2)	71.15	0.323	14:32:56.807
11 -	21.092	26.089	106.5	17.910	96.4	1:05.091 (3)	70.07	1.315	14:34:01.898
12 -	20.900	25.322	105.8	17.554	96.1	1:03.776 (1)	71.51		14:35:05.674

P11 51 Gillian McGAW		Honda - Gillian McGaw Racing							
IDEAL LAP TIME : 1:03.848		BEST LAP TIME : 1:03.924		DIFFERENCE : 0.076					
LAP	SECTOR 1	SECTOR 2		SECTOR 3		LAP TIME	MPH	DIFF	TIME OF DAY
1 -	OUTLAP	27.581	98.3	19.105	93.0				14:11:41.924
2 -	22.259	26.686	97.1	18.604	93.3	1:07.549	67.52	3.625	14:12:49.473
3 -	22.306	26.414	99.7	22.772	34.5	1:11.492	63.79	7.568	14:14:00.965
4 -	OUTLAP	26.297	98.8	18.214	93.2	2:49.128	26.96	1:45.204	14:16:50.093
5 -	21.657	25.804	100.3	18.226	93.8	1:05.687	69.43	1.763	14:17:55.780
6 -	22.035	26.717	99.5	18.269	92.9	1:07.021	68.05	3.097	14:19:02.801
7 -	21.470	25.845	98.5	18.505	94.6	1:05.820	69.29	1.896	14:20:08.621
8 -	21.077	25.749	100.3	17.680	94.9	1:04.506 (3)	70.70	0.582	14:21:13.127
9 -	21.510	25.602	99.5	17.970	93.5	1:05.082	70.08	1.158	14:22:18.209
10 -	21.340	25.612	98.6	21.873	37.2	1:08.825	66.27	4.901	14:23:27.034
11 -	OUTLAP	26.108	99.2	17.824	93.7	1:44.149	43.79	40.225	14:25:11.183
12 -	21.547	25.365	100.0	17.453	93.9	1:04.365 (2)	70.86	0.441	14:26:15.548
13 -	21.121	25.318	98.9	17.485	94.1	1:03.924 (1)	71.35		14:27:19.472
14 -	21.599	26.474	91.4	23.019	39.1	1:11.092	64.15	7.168	14:28:30.564

P12 42 M3 James HOBSON		Honda - Two 4 Motorsport							
IDEAL LAP TIME : 1:03.315		BEST LAP TIME : 1:03.984		DIFFERENCE : 0.669					
LAP	SECTOR 1	SECTOR 2		SECTOR 3		LAP TIME	MPH	DIFF	TIME OF DAY
1 -	OUTLAP	28.320	104.8	19.265	92.3				14:15:48.396
2 -	22.968	27.002	107.8	18.221	101.9	1:08.191	66.88	4.207	14:16:56.587
3 -	22.012	26.317	108.0	17.873	103.2	1:06.202	68.89	2.218	14:18:02.789
4 -	21.755	25.453	109.4	17.559	103.8	1:04.767	70.42	0.783	14:19:07.556
5 -	21.362	26.247	108.9	17.343	102.9	1:04.952	70.22	0.968	14:20:12.508
6 -	21.225	25.365	110.0	17.450	103.4	1:04.040 (2)	71.22	0.056	14:21:16.548

Weather / Track : Cloudy / Damp

Knockhill
Circuit Length = 1.2669 miles
Start: 14:10 Flag 14:35 End: 14:36

MCRCB BULLETIN TK124

2014 MCE British Superbike Championship - Round 4

2014 Motul British Motostar Championship

QUALIFYING 2 - SECTOR ANALYSIS

SECTOR 1 = FL to I1, SECTOR 2 = I1 to I2, SECTOR 3 = I2 to FL, DIFF = Difference To Personal Best Lap

7 -	21.210	25.654	109.2	17.223	103.0	1:04.087	71.17	0.103	14:22:20.635
8 -	23.027	26.096	110.9	17.252	102.2	1:06.375	68.71	2.391	14:23:27.010
9 -	20.915	25.625	107.3	22.059	31.6	1:08.599	66.48	4.615	14:24:35.609
10 -	OUTLAP	25.843	108.9	17.600	101.6	2:18.731	32.87	1:14.747	14:26:54.340
11 -	21.459	25.177	109.4	17.419	101.9	1:04.055 (3)	71.20	0.071	14:27:58.395
12 -	21.168	25.490	108.5	17.326	101.6	1:03.984 (1)	71.28		14:29:02.379
13 -	21.383	25.477	108.5	17.582	102.6	1:04.442	70.77	0.458	14:30:06.821
14 -	21.421	25.665	109.2	17.417	101.8	1:04.503	70.71	0.519	14:31:11.324
15 -	21.235	25.443	109.1	17.381	101.8	1:04.059	71.20	0.075	14:32:15.383
16 -	21.299	25.889	108.2	21.809	31.5	1:08.997	66.10	5.013	14:33:24.380

P13 13 M3 Sam BURMAN

Honda - WNT / Burman Racing

IDEAL LAP TIME : 1:04.040

BEST LAP TIME : 1:04.389

DIFFERENCE : 0.349

LAP	SECTOR 1	SECTOR 2	SECTOR 3	LAP TIME	MPH	DIFF	TIME OF DAY
1 -		29.129	103.8	19.647	96.6		14:11:16.460
2 -	23.575	27.408	105.5	18.715	97.6	5.309	14:12:26.158
3 -	22.499	26.416	105.6	18.247	96.6	2.773	14:13:33.320
4 -	24.605	28.511	101.2	18.309	96.4	7.036	14:14:44.745
5 -	22.300	26.793	105.6	18.127	97.8	2.831	14:15:51.965
6 -	22.000	26.367	106.1	17.862	98.2	1.840	14:16:58.194
7 -	21.504	26.106	106.5	17.771	98.6	0.992	14:18:03.575
8 -	21.931	25.658	107.2	17.466	98.9	0.666	14:19:08.630
9 -	21.487	25.957	104.2	17.555	98.5	0.610	14:20:13.629
10 -	21.255	25.668	106.5	17.466	98.6	1:04.389 (1)	14:21:18.018
11 -	21.157	25.502	107.0	22.602	31.8	4.872	14:22:27.279
12 -	OUTLAP	28.001	103.2	17.958	97.9	1:43.385	14:25:15.053
13 -	21.673	26.529	105.5	17.392	99.1	1.205	14:26:20.647
14 -	21.576	26.760	104.5	17.729	96.6	1.676	14:27:26.712
15 -	21.627	25.865	106.5	17.381	98.6	0.484	14:28:31.585
16 -	21.522	25.994	106.5	18.116	98.6	1.243	14:29:37.217
17 -	21.176	25.779	106.8	17.609	98.5	0.175	14:30:41.781
18 -	21.399	25.877	106.5	17.993	97.9	0.880	14:31:47.050
19 -	21.398	25.728	106.8	18.701	95.8	1.438	14:32:52.877
20 -	21.390	26.116	107.3	18.024	97.9	1.141	14:33:58.407
21 -	22.394	27.170	104.8	23.706	26.5	8.881	14:35:11.677

P14 100 Stephen CAMPBELL

Honda - Campbell Racing

IDEAL LAP TIME : 1:08.287

BEST LAP TIME : 1:08.444

DIFFERENCE : 0.157

LAP	SECTOR 1	SECTOR 2	SECTOR 3	LAP TIME	MPH	DIFF	TIME OF DAY
1 -	OUTLAP	31.201	95.5	20.863	91.0		14:12:18.713
2 -	24.729	29.016	100.3	20.312	91.0	5.613	14:13:32.770
3 -	24.672	28.986	100.1	20.029	91.4	5.243	14:14:46.457
4 -	23.982	29.035	100.0	19.603	91.9	4.176	14:15:59.077
5 -	23.467	28.640	101.5	19.221	93.0	2.884	14:17:10.405
6 -	23.541	28.124	102.1	19.402	92.0	2.623	14:18:21.472
7 -	23.867	28.247	99.5	24.708	29.6	8.378	14:19:38.294
8 -	OUTLAP	29.682	99.5	19.678	92.6	1:32.653	14:22:19.391
9 -	23.720	28.668	102.1	19.268	91.9	3.212	14:23:31.047
10 -	23.321	27.589	102.2	19.020	92.9	1.486	14:24:40.977
11 -	23.344	27.519	102.4	18.739	93.2	1.158	14:25:50.579
12 -	22.852	27.563	102.6	19.118	91.3	1.089	14:27:00.112
13 -	24.015	27.769	101.6	19.116	92.9	2.456	14:28:11.012
14 -	23.859	27.930	101.2	19.103	93.4	2.448	14:29:21.904
15 -	22.973	28.728	100.9	19.495	91.9	2.752	14:30:33.100
16 -	23.155	27.907	101.0	18.834	92.1	1.452	14:31:42.996
17 -	23.531	27.471	102.1	19.277	92.3	1.835	14:32:53.275
18 -	23.203	26.757	102.2	18.780	92.6	0.296	14:34:02.015
19 -	22.791	26.843	102.6	18.810	92.5	1:08.444 (1)	14:35:10.459

P15 66 M3 Joe IRVING

KTM - Redline KTM

IDEAL LAP TIME : 1:05.232

BEST LAP TIME : 1:09.178

DIFFERENCE : 3.946

LAP	SECTOR 1	SECTOR 2	SECTOR 3	LAP TIME	MPH	DIFF	TIME OF DAY
-----	----------	----------	----------	----------	-----	------	-------------

Weather / Track : Cloudy / Damp

Knockhill

Circuit Length = 1.2669 miles

Start: 14:10 Flag 14:35 End: 14:36

MCRCB BULLETIN TK124

2014 MCE British Superbike Championship - Round 4

2014 Motul British Motostar Championship

QUALIFYING 2 - SECTOR ANALYSIS

SECTOR 1 = FL to I1, SECTOR 2 = I1 to I2, SECTOR 3 = I2 to FL, DIFF = Difference To Personal Best Lap

1 -	OUTLAP	27.137	106.1	20.959	35.4				14:18:10.396
2 -	OUTLAP	27.477	107.0	17.364	103.5	2:16.239	33.47	1:07.061	14:20:26.635
3 -	21.624	26.244	108.2	21.310	35.6	1:09.178 (1)	65.93		14:21:35.813

MCRCB BULLETIN TK125**2014 MCE British Superbike Championship - Round 4****2014 Motul British Motostar Championship****QUALIFYING 2 - BEST SPEEDS**

POS	SECTOR 1			SECTOR 2			FINISH LINE		
	NO	NAME	MPH	NO	NAME	MPH	NO	NAME	MPH
1				127	Georgina POLDEN	111.1	42	James HOBSON	103.8
2				42	James HOBSON	110.9	66	Joe IRVING	103.5
3				86	Charlie NESBITT	110.5	127	Georgina POLDEN	101.9
4				6	Taz TAYLOR	108.5	86	Charlie NESBITT	101.5
5				66	Joe IRVING	108.2	6	Taz TAYLOR	99.5
6				13	Sam BURMAN	107.3	13	Sam BURMAN	99.1
7				74	Joe THOMPSON	107.3	74	Joe THOMPSON	98.6
8				90	Greg GREENWOOD	106.5	12	Edward RENDELL	97.9
9				4	Louis VALLELEY	105.3	64	Asher DURHAM	97.6
10				12	Edward RENDELL	105.3	36	Jayson URIBE	97.2
11				64	Asher DURHAM	105.1	11	Joseph THOMAS	96.9
12				11	Joseph THOMAS	105.0	90	Greg GREENWOOD	96.4
13				36	Jayson URIBE	103.7	4	Louis VALLELEY	95.8
14				100	Stephen CAMPBELL	102.6	51	Gillian McGAW	94.9
15				51	Gillian McGAW	100.3	100	Stephen CAMPBELL	93.4

Weather / Track : Cloudy / Damp

Results can be found at www.tsl-timing.com

Knockhill

Circuit Length = 1.2669 miles

Start: 14:10 Flag 14:35 End: 14:36

Printed - 14:40 Saturday, 28 June 2014

MCRCB BULLETIN TK126

2014 MCE British Superbike Championship - Round 4

2014 Motul British Motostar Championship

QUALIFYING 2 - BEST SECTORS

SECTOR 1			SECTOR 2			SECTOR 3			IDEAL / BEST COMPARISON						
POS	NO	NAME	TIME	NO	NAME	TIME	NO	NAME	TIME	POS	NO	NAME	IDEAL	BEST	DIFF
1	12	RENDELL	19.663	12	RENDELL	23.348	127	POLDEN	16.224				PERFECT LAP	59.235	
2	127	POLDEN	19.674	86	NESBITT	23.866	6	TAYLOR	16.286	1	12	RENDELL	59.540	59.562	0.022
3	86	NESBITT	19.880	127	POLDEN	23.885	86	NESBITT	16.308	2	127	POLDEN	59.783	59.918	0.135
4	6	TAYLOR	20.478	4	VALLELEY	24.188	12	RENDELL	16.529	3	86	NESBITT	1:00.054	1:00.308	0.254
5	64	DURHAM	20.590	74	THOMPSON	24.383	4	VALLELEY	16.842	4	6	TAYLOR	1:01.254	1:01.703	0.449
6	11	THOMAS	20.704	6	TAYLOR	24.490	11	THOMAS	17.074	5	4	VALLELEY	1:01.768	1:02.006	0.238
7	74	THOMPSON	20.715	64	DURHAM	24.492	74	THOMPSON	17.179	6	74	THOMPSON	1:02.277	1:02.302	0.025
8	4	VALLELEY	20.738	11	THOMAS	24.610	42	HOBSON	17.223	7	11	THOMAS	1:02.388	1:02.429	0.041
9	90	GREENWOOD	20.900	42	HOBSON	25.177	36	URIBE	17.332	8	64	DURHAM	1:02.666	1:02.991	0.325
10	42	HOBSON	20.915	36	URIBE	25.218	66	IRVING	17.364	9	42	HOBSON	1:03.315	1:03.984	0.669
11	51	McGAW	21.077	51	McGAW	25.318	13	BURMAN	17.381	10	36	URIBE	1:03.668	1:03.668	0.000
12	36	URIBE	21.118	90	GREENWOOD	25.322	51	McGAW	17.453	11	90	GREENWOOD	1:03.751	1:03.776	0.025
13	13	BURMAN	21.157	13	BURMAN	25.502	90	GREENWOOD	17.529	12	51	McGAW	1:03.848	1:03.924	0.076
14	66	IRVING	21.624	66	IRVING	26.244	64	DURHAM	17.584	13	13	BURMAN	1:04.040	1:04.389	0.349
15	100	CAMPBELL	22.791	100	CAMPBELL	26.757	100	CAMPBELL	18.739	14	66	IRVING	1:05.232	1:09.178	3.946
										15	100	CAMPBELL	1:08.287	1:08.444	0.157

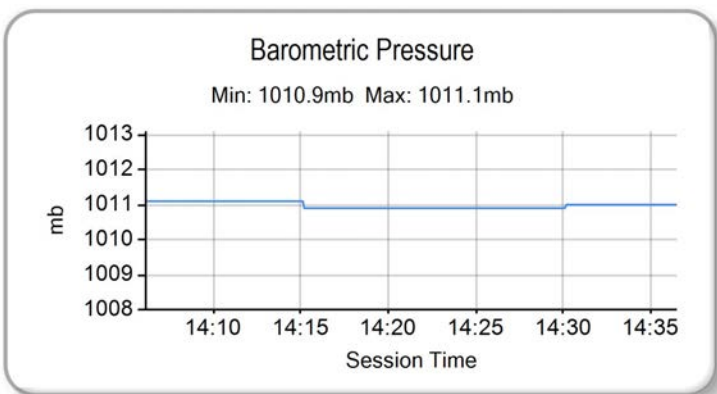
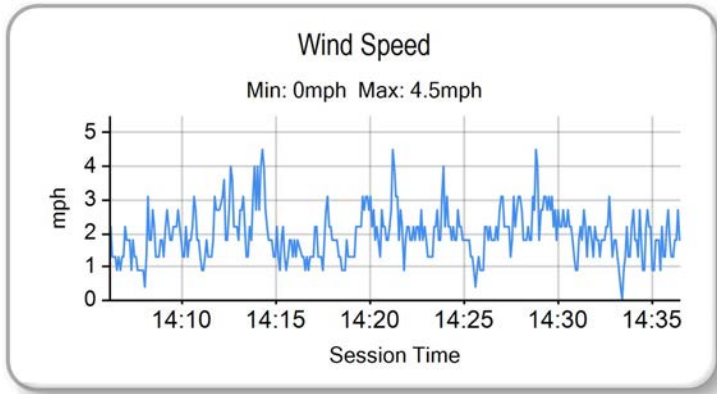
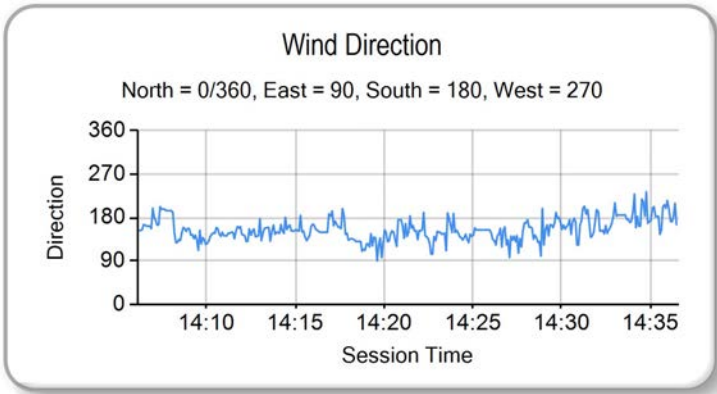
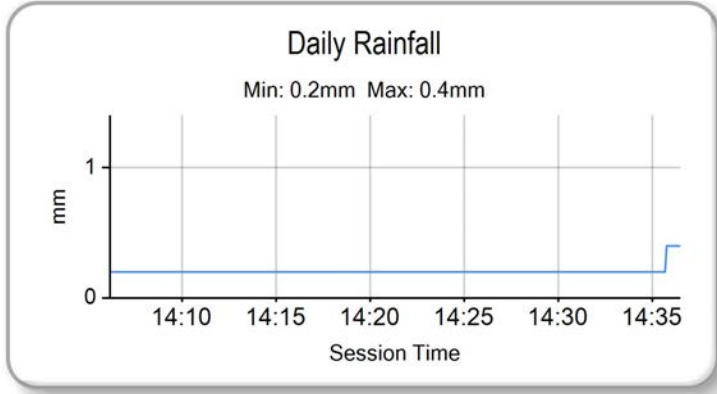
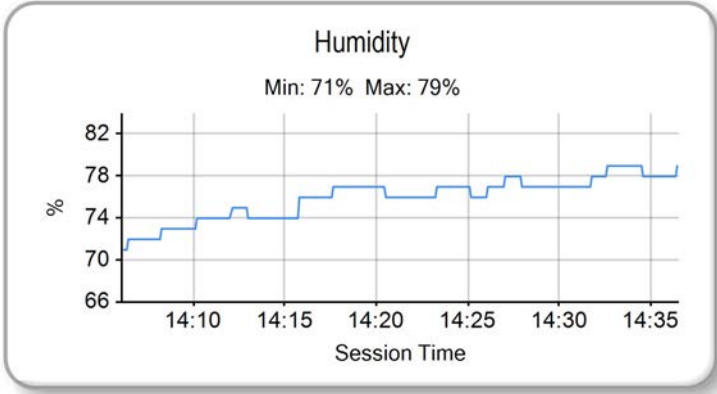
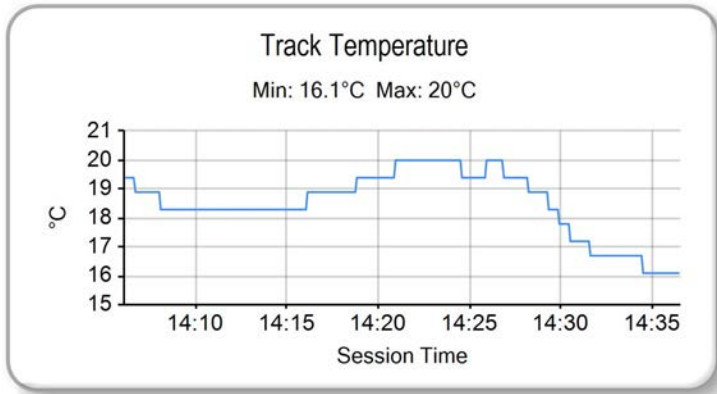
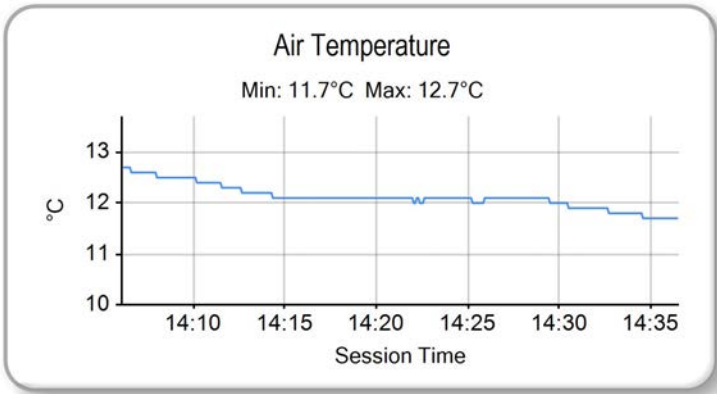
Weather / Track : Cloudy / Damp

Results can be found at www.tsl-timing.com

Knockhill
 Circuit Length = 1.2669 miles
 Start: 14:10 Flag 14:35 End: 14:36

Printed - 14:40 Saturday, 28 June 2014

QUALIFYING 2 - WEATHER CONDITIONS





ROW 8	23	1:02.502	100	Stephen CAMPBELL	22	59.486	51	Gillian McGAW				
ROW 7	21	59.177	7	Jamie ASHBY	20	57.332	90	Greg GREENWOOD	19	57.236	4	Louis VALLELEY
ROW 6	18	57.112	74	Joe THOMPSON	17	56.960	11	Joseph THOMAS	16	56.623	127	Georgina POLDEN
ROW 5	15	56.486	13	Sam BURMAN	14	56.415	19	Kai JOHNSON	13	56.316	35	Elliot LODGE
ROW 4	12	56.166	164	Anthony ALONSO	11	55.979	64	Asher DURHAM	10	55.830	43	Arnie SHELTON
ROW 3	9	55.647	65	Josh OWENS	8	55.537	86	Charlie NESBITT	7	55.460	79	Chris TAYLOR
ROW 2	6	55.276	6	Taz TAYLOR	5	55.217	36	Jayson URIBE	4	55.144	12	Edward RENDELL
ROW 1	3	54.745	42	James HOBSON	2	54.153	34	Jordan WEAVING	1	53.724	66	Joe IRVING
												Pole

Knockhill
Circuit Length = 1.2669 miles

These results are provisional until the conclusion of any judicial and technical matters.

Race Director :	Stewards :	Timekeeper :
-----------------	------------	--------------

Results can be found at www.britishsuperbike.com

Printed - 14:37 Saturday, 28 June 2014





POS	NO	CL	PIC NAME	ENTRY	TIME	ON	LAPS	GAP	DIFF	MPH
1	66	M3	1 Joe IRVING	KTM - Redline KTM	54.944	4	8			83.01
2	36	M3	2 Jayson URIBE	Honda - FPW Racing / RSR	54.986	4	9	0.042	0.042	82.95
3	42	M3	3 James HOBSON	Honda - Two 4 Motorsport	55.130	8	8	0.186	0.144	82.73
4	79	M3	4 Chris TAYLOR	Honda - Ducati Coventry	55.279	8	9	0.335	0.149	82.51
5	12		1 Edward RENDELL	Honda - Banks Racing	55.502	8	8	0.558	0.223	82.17
6	164		2 Anthony ALONSO	Honda - SP125 / BARF Racing	55.509	8	8	0.565	0.007	82.16
7	6		3 Taz TAYLOR	Luyten Honda - FPW Racing / Hookless Holidays	55.654	6	9	0.710	0.145	81.95
8	43		4 Arnie SHELTON	Honda - e3 Motorsport with Shelton Racing	55.757	7	7	0.813	0.103	81.80
9	86	M3	5 Charlie NESBITT	Repli-Cast - Repli-Cast UK	55.773	4	9	0.829	0.016	81.77
10	127		5 Georgina POLDEN	Honda - RS Racing	55.797	8	8	0.853	0.024	81.74
11	65		6 Josh OWENS	Honda - RCD Motorsport	56.363	8	8	1.419	0.566	80.92
12	64		7 Asher DURHAM	Honda - SP125Racing.com	56.731	8	9	1.787	0.368	80.39
13	35		8 Elliot LODGE	Honda - SP125 / Spike Racing	57.481	3	4	2.537	0.750	79.34
14	90		9 Greg GREENWOOD	Luyten Honda - FPW Racing	57.592	4	7	2.648	0.111	79.19
15	74	M3	6 Joe THOMPSON	Repli-Cast - Repli-Cast UK	57.701	8	8	2.757	0.109	79.04
16	34	M3	7 Jordan WEAVING	KTM - Jordan Racing / Burkert	57.770	3	6	2.826	0.069	78.95
17	13	M3	8 Sam BURMAN	Honda - WNT / Burman Racing	57.800	7	8	2.856	0.030	78.91
18	4		10 Louis VALLELEY	KTM - Century 21 / Cresswell Racing	57.952	7	8	3.008	0.152	78.70
19	51		11 Gillian McGAW	Honda - Gillian McGaw Racing	59.799	4	8	4.855	1.847	76.27
20	7		12 Jamie ASHBY	Honda - JPA Racing / SP125	1:00.275	6	7	5.331	0.476	75.67
21	100		13 Stephen CAMPBELL	Honda - Campbell Racing	1:02.401	8	8	7.457	2.126	73.09
22	19		14 Kai JOHNSON	Nykos - Kinpac Racing			1			
23	11		15 Joseph THOMAS	Honda - Moto UK Racing			0			

Weather / Track : Bright / Dry

These results are provisional until the conclusion of any judicial and technical matters.

Knockhill

Circuit Length = 1.2669 miles

Start: 10:00 Flag 10:08 End: 10:09

Race Director :	Stewards :	Timekeeper :
-----------------	------------	--------------

Results can be found at www.britishsuperbike.com

Printed - 10:09 Sunday, 29 June 2014



MCRCB BULLETIN TK217

2014 MCE British Superbike Championship - Round 4

2014 Motul British Motostar Championship

WARM-UP - SECTOR ANALYSIS

SECTOR 1 = FL to I1, SECTOR 2 = I1 to I2, SECTOR 3 = I2 to FL, DIFF = Difference To Personal Best Lap

P1 66 M3 Joe IRVING						KTM - Redline KTM			
IDEAL LAP TIME : 54.592		BEST LAP TIME : 54.944				DIFFERENCE : 0.352			
LAP	SECTOR 1	SECTOR 2	SECTOR 3	LAP TIME	MPH	DIFF	TIME OF DAY		
1 -	OUTLAP	23.761	111.8	16.633	103.8				10:02:27.158
2 -	18.553	22.036	114.3	15.545	106.8	56.134	81.25	1.190	10:03:23.292
3 -	18.355	22.273	114.5	15.161	105.5	55.789	81.75	0.845	10:04:19.081
4 -	17.938	21.583	113.5	15.423	105.3	54.944 (1)	83.01		10:05:14.025
5 -	17.958	21.655	114.7	15.411	105.3	55.024	82.89	0.080	10:06:09.049
6 -	17.948	21.775	112.2	15.799	105.5	55.522	82.14	0.578	10:07:04.571
7 -	18.037	21.493	113.9	15.420	105.8	54.950 (3)	83.00	0.006	10:07:59.521
8 -	17.953	21.522	112.9	15.470	105.0	54.945 (2)	83.01	0.001	10:08:54.466

P2 36 M3 Jayson URIBE						Honda - FPW Racing / RSR			
IDEAL LAP TIME : 54.841		BEST LAP TIME : 54.986				DIFFERENCE : 0.145			
LAP	SECTOR 1	SECTOR 2	SECTOR 3	LAP TIME	MPH	DIFF	TIME OF DAY		
1 -	OUTLAP	23.276	107.8	16.401	101.5				10:01:14.726
2 -	19.483	22.342	108.0	15.888	101.2	57.713	79.03	2.727	10:02:12.439
3 -	18.153	21.668	108.5	15.593	101.6	55.414	82.30	0.428	10:03:07.853
4 -	17.923	21.602	109.1	15.461	101.5	54.986 (1)	82.95		10:04:02.839
5 -	17.941	21.647	108.4	15.460	101.8	55.048 (2)	82.85	0.062	10:04:57.887
6 -	17.915	22.432	104.0	16.418	100.3	56.765	80.35	1.779	10:05:54.652
7 -	18.404	21.663	108.0	15.644	101.5	55.711	81.87	0.725	10:06:50.363
8 -	17.890	21.491	108.2	15.711	101.3	55.092 (3)	82.79	0.106	10:07:45.455
9 -	17.939	21.787	110.0	15.717	99.7	55.443	82.26	0.457	10:08:40.898

P3 42 M3 James HOBSON						Honda - Two 4 Motorsport			
IDEAL LAP TIME : 55.068		BEST LAP TIME : 55.130				DIFFERENCE : 0.062			
LAP	SECTOR 1	SECTOR 2	SECTOR 3	LAP TIME	MPH	DIFF	TIME OF DAY		
1 -	OUTLAP	23.145	111.1	16.249	104.3				10:01:28.287
2 -	19.191	23.183	112.4	16.106	104.0	58.480	77.99	3.350	10:02:26.767
3 -	18.583	22.228	112.5	15.600	105.5	56.411	80.85	1.281	10:03:23.178
4 -	18.816	22.565	113.7	15.640	106.5	57.021	79.99	1.891	10:04:20.199
5 -	18.056	21.808	113.5	15.539	105.8	55.403 (2)	82.32	0.273	10:05:15.602
6 -	18.365	21.895	113.5	15.504	105.6	55.764	81.79	0.634	10:06:11.366
7 -	18.203	21.657	112.5	15.680	106.0	55.540 (3)	82.12	0.410	10:07:06.906
8 -	18.118	21.535	114.1	15.477	106.5	55.130 (1)	82.73		10:08:02.036

P4 79 M3 Chris TAYLOR						Honda - Ducati Coventry			
IDEAL LAP TIME : 55.279		BEST LAP TIME : 55.279				DIFFERENCE : 0.000			
LAP	SECTOR 1	SECTOR 2	SECTOR 3	LAP TIME	MPH	DIFF	TIME OF DAY		
1 -	OUTLAP	23.972	106.1	16.569	100.3				10:01:14.449
2 -	19.258	22.889	109.4	16.172	101.6	58.319	78.20	3.040	10:02:12.768
3 -	18.402	22.255	109.6	15.975	100.6	56.632	80.53	1.353	10:03:09.400
4 -	18.173	22.133	109.6	15.820	101.6	56.126 (3)	81.26	0.847	10:04:05.526
5 -	18.279	22.143	109.1	15.875	101.2	56.297	81.01	1.018	10:05:01.823
6 -	18.075	21.964	109.6	15.720	101.8	55.759 (2)	81.80	0.480	10:05:57.582
7 -	18.061	22.676	110.7	15.686	103.0	56.423	80.83	1.144	10:06:54.005
8 -	17.955	21.867	110.0	15.457	102.7	55.279 (1)	82.51		10:07:49.284
9 -	18.163	22.282	109.4	15.745	102.4	56.190	81.17	0.911	10:08:45.474

P5 12 Edward RENDELL						Honda - Banks Racing			
IDEAL LAP TIME : 55.323		BEST LAP TIME : 55.502				DIFFERENCE : 0.179			
LAP	SECTOR 1	SECTOR 2	SECTOR 3	LAP TIME	MPH	DIFF	TIME OF DAY		
1 -	OUTLAP	23.450	104.2	16.932	96.6				10:01:38.633
2 -	19.124	22.397	107.2	16.413	96.4	57.934	78.72	2.432	10:02:36.567
3 -	19.329	22.125	107.3	15.863	98.6	57.317	79.57	1.815	10:03:33.884
4 -	18.283	21.961	105.6	15.685	99.4	55.929 (3)	81.55	0.427	10:04:29.813
5 -	18.254	21.865	105.5	15.810	98.2	55.929 (3)	81.55	0.427	10:05:25.742
6 -	18.120	21.777	105.1	15.705	98.1	55.602 (2)	82.03	0.100	10:06:21.344

Knockhill

Circuit Length = 1.2669 miles

Start: 10:00 Flag 10:08 End: 10:09

Weather / Track : Bright / Dry

MCRCB BULLETIN TK217

2014 MCE British Superbike Championship - Round 4

2014 Motul British Motostar Championship

WARM-UP - SECTOR ANALYSIS

SECTOR 1 = FL to I1, SECTOR 2 = I1 to I2, SECTOR 3 = I2 to FL, DIFF = Difference To Personal Best Lap

7 -	18.133	21.577	107.0	16.264	98.8	55.974	81.48	0.472	10:07:17.318
8 -	18.288	21.518	107.2	15.696	98.6	55.502 (1)	82.17		10:08:12.820

P6	164	Anthony ALONSO			Honda - SP125 / BARF Racing				
IDEAL LAP TIME : 55.482		BEST LAP TIME : 55.509			DIFFERENCE : 0.027				
LAP	SECTOR 1	SECTOR 2		SECTOR 3		LAP TIME	MPH	DIFF	TIME OF DAY
1 -	OUTLAP	28.831	95.7	17.245	96.4				10:01:38.884
2 -	19.205	23.365	105.3	16.343	97.6	58.913	77.42	3.404	10:02:37.797
3 -	18.909	22.320	106.3	16.172	98.3	57.401	79.46	1.892	10:03:35.198
4 -	18.343	22.037	106.8	15.905	98.6	56.285	81.03	0.776	10:04:31.483
5 -	18.212	21.937	106.0	15.902	97.8	56.051	81.37	0.542	10:05:27.534
6 -	18.218	21.869	106.3	15.807	98.1	55.894 (3)	81.60	0.385	10:06:23.428
7 -	18.069	21.646	106.5	15.813	97.8	55.528 (2)	82.14	0.019	10:07:18.956
8 -	18.050	21.625	107.2	15.834	100.0	55.509 (1)	82.16		10:08:14.465

P7	6	Taz TAYLOR			Luyten Honda - FPW Racing / Hookless Holidays				
IDEAL LAP TIME : 55.450		BEST LAP TIME : 55.654			DIFFERENCE : 0.204				
LAP	SECTOR 1	SECTOR 2		SECTOR 3		LAP TIME	MPH	DIFF	TIME OF DAY
1 -	OUTLAP	23.933	104.5	16.258	99.1				10:01:16.164
2 -	19.476	22.140	109.1	15.891	100.3	57.507	79.31	1.853	10:02:13.671
3 -	18.540	21.998	109.6	15.579	101.3	56.117	81.27	0.463	10:03:09.788
4 -	18.460	21.969	107.8	15.816	101.0	56.245	81.09	0.591	10:04:06.033
5 -	18.412	21.959	110.5	15.873	95.8	56.244	81.09	0.590	10:05:02.277
6 -	18.161	21.928	108.4	15.565	101.3	55.654 (1)	81.95		10:05:57.931
7 -	18.125	22.202	110.0	15.611	101.3	55.938 (3)	81.53	0.284	10:06:53.869
8 -	18.435	21.772	111.1	15.559	102.6	55.766 (2)	81.79	0.112	10:07:49.635
9 -	18.119	22.561	110.1	15.643	100.9	56.323	80.98	0.669	10:08:45.958

P8	43	Arnie SHELTON			Honda - e3 Motorsport with Shelton Racing				
IDEAL LAP TIME : 55.757		BEST LAP TIME : 55.757			DIFFERENCE : 0.000				
LAP	SECTOR 1	SECTOR 2		SECTOR 3		LAP TIME	MPH	DIFF	TIME OF DAY
1 -	OUTLAP	25.548	96.2	17.708	91.5				10:01:43.527
2 -	20.261	23.787	103.5	16.899	93.2	1:00.947	74.83	5.190	10:02:44.474
3 -	19.856	24.526	101.2	16.627	96.0	1:01.009	74.76	5.252	10:03:45.483
4 -	19.633	22.775	105.8	16.205	98.9	58.613	77.81	2.856	10:04:44.096
5 -	19.229	22.603	107.3	15.928	100.0	57.760 (3)	78.96	2.003	10:05:41.856
6 -	18.628	23.100	108.4	15.846	100.1	57.574 (2)	79.22	1.817	10:06:39.430
7 -	18.274	21.766	110.1	15.717	101.0	55.757 (1)	81.80		10:07:35.187

P9	86 M3	Charlie NESBITT			Repli-Cast - Repli-Cast UK				
IDEAL LAP TIME : 55.506		BEST LAP TIME : 55.773			DIFFERENCE : 0.267				
LAP	SECTOR 1	SECTOR 2		SECTOR 3		LAP TIME	MPH	DIFF	TIME OF DAY
1 -	OUTLAP	23.171	108.5	16.215	100.6				10:01:23.048
2 -	19.816	22.382	110.0	15.983	101.0	58.181	78.39	2.408	10:02:21.229
3 -	18.363	22.229	110.1	16.012	99.7	56.604	80.57	0.831	10:03:17.833
4 -	18.256	21.876	110.5	15.641	102.2	55.773 (1)	81.77		10:04:13.606
5 -	18.490	22.247	110.5	15.804	102.1	56.541	80.66	0.768	10:05:10.147
6 -	18.836	22.327	110.0	15.649	102.1	56.812	80.28	1.039	10:06:06.959
7 -	18.072	22.004	110.3	15.716	100.7	55.792 (2)	81.75	0.019	10:07:02.751
8 -	18.275	21.879	110.7	15.777	100.9	55.931 (3)	81.54	0.158	10:07:58.682
9 -	18.241	22.573	111.1	15.558	102.1	56.372	80.91	0.599	10:08:55.054

P10	127	Georgina POLDEN			Honda - RS Racing				
IDEAL LAP TIME : 55.614		BEST LAP TIME : 55.797			DIFFERENCE : 0.183				
LAP	SECTOR 1	SECTOR 2		SECTOR 3		LAP TIME	MPH	DIFF	TIME OF DAY
1 -	OUTLAP	23.387	112.2	16.403	103.7				10:01:23.655
2 -	19.834	23.016	112.2	15.975	103.2	58.825	77.53	3.028	10:02:22.480
3 -	19.077	23.020	111.1	15.773	103.4	57.870	78.81	2.073	10:03:20.350
4 -	18.627	22.110	112.9	15.463	103.5	56.200 (3)	81.15	0.403	10:04:16.550

Weather / Track : Bright / Dry

Knockhill
Circuit Length = 1.2669 miles
Start: 10:00 Flag 10:08 End: 10:09

MCRCB BULLETIN TK217

2014 MCE British Superbike Championship - Round 4

2014 Motul British Motostar Championship

WARM-UP - SECTOR ANALYSIS

SECTOR 1 = FL to I1, SECTOR 2 = I1 to I2, SECTOR 3 = I2 to FL, DIFF = Difference To Personal Best Lap

5 -	18.595	22.130	111.4	15.586	102.9	56.311	80.99	0.514	10:05:12.861
6 -	18.374	22.260	112.5	15.806	104.0	56.440	80.81	0.643	10:06:09.301
7 -	18.189	22.109	110.9	15.780	104.0	56.078 (2)	81.33	0.281	10:07:05.379
8 -	18.330	21.962	113.1	15.505	104.2	55.797 (1)	81.74		10:08:01.176

P11 65	Josh OWENS		Honda - RCD Motorsport						
IDEAL LAP TIME : 56.357		BEST LAP TIME : 56.363		DIFFERENCE : 0.006					
LAP	SECTOR 1	SECTOR 2	SECTOR 3	LAP TIME	MPH	DIFF	TIME OF DAY		
1 -	OUTLAP	24.341	106.1	17.393	97.6		10:01:47.797		
2 -	20.050	23.390	106.8	16.352	98.3	3.429	10:02:47.589		
3 -	19.284	22.681	108.7	16.271	100.1	1.873	10:03:45.825		
4 -	18.662	22.505	107.8	15.738	100.0	0.542	10:04:42.730		
5 -	18.609	22.759	107.0	16.357	98.6	1.362	10:05:40.455		
6 -	18.566	22.425	106.6	15.873	100.1	0.501	10:06:37.319		
7 -	18.372	22.291	107.2	15.819	100.0	0.119	10:07:33.801		
8 -	18.378	22.259	106.6	15.726	100.1	56.363 (1)	80.92	10:08:30.164	

P12 64	Asher DURHAM		Honda - SP125Racing.com						
IDEAL LAP TIME : 56.631		BEST LAP TIME : 56.731		DIFFERENCE : 0.100					
LAP	SECTOR 1	SECTOR 2	SECTOR 3	LAP TIME	MPH	DIFF	TIME OF DAY		
1 -	OUTLAP	24.009	106.6	16.928	98.3		10:01:18.450		
2 -	18.540	22.580	107.7	16.269	98.8	0.658	10:02:15.839		
3 -	18.360	22.967	107.3	16.423	98.6	1.019	10:03:13.589		
4 -	18.442	22.563	107.2	16.526	98.1	0.800	10:04:11.120		
5 -	18.308	22.546	106.3	16.392	98.3	0.515	10:05:08.366		
6 -	18.285	22.773	105.0	16.690	97.9	1.017	10:06:06.114		
7 -	18.441	22.529	106.6	16.267	99.2	0.506	10:07:03.351		
8 -	18.182	22.182	108.2	16.367	100.3	56.731 (1)	80.39	10:08:00.082	
9 -	18.344	22.190	107.5	16.420	98.5	0.223	10:08:57.036		

P13 35	Elliot LODGE		Honda - SP125 / Spike Racing						
IDEAL LAP TIME : 56.712		BEST LAP TIME : 57.481		DIFFERENCE : 0.769					
LAP	SECTOR 1	SECTOR 2	SECTOR 3	LAP TIME	MPH	DIFF	TIME OF DAY		
1 -	OUTLAP	24.489	95.7	18.179	89.3		10:02:13.212		
2 -	20.602	23.584	98.9	16.617	98.1	3.322	10:03:14.015		
3 -	18.894	22.595	105.8	15.992	99.2	57.481 (1)	79.34	10:04:11.496	
4 -	18.585	22.135	108.0	25.961	32.8	9.200	1:06.681 (3)	68.40	10:05:18.177

P14 90	Greg GREENWOOD		Luyten Honda - FPW Racing						
IDEAL LAP TIME : 57.277		BEST LAP TIME : 57.592		DIFFERENCE : 0.315					
LAP	SECTOR 1	SECTOR 2	SECTOR 3	LAP TIME	MPH	DIFF	TIME OF DAY		
1 -	OUTLAP	24.125	105.8	16.933	98.9		10:01:16.703		
2 -	19.879	23.439	108.5	16.082	101.2	1.808	10:02:16.103		
3 -	18.984	22.877	108.9	16.481	100.1	0.750	10:03:14.445		
4 -	18.854	22.473	109.6	16.265	100.1	57.592 (1)	79.19	10:04:12.037	
5 -	18.860	22.493	107.3	16.528	97.5	0.289	10:05:09.918		
6 -	18.864	22.615	104.2	16.390	99.8	0.277	10:06:07.787		
7 -	18.722	24.227	64.7	1:33.274	6.4	1:18.631	2:16.223	33.48	10:08:24.010

P15 74 M3	Joe THOMPSON		Repli-Cast - Repli-Cast UK						
IDEAL LAP TIME : 57.511		BEST LAP TIME : 57.701		DIFFERENCE : 0.190					
LAP	SECTOR 1	SECTOR 2	SECTOR 3	LAP TIME	MPH	DIFF	TIME OF DAY		
1 -	OUTLAP	25.361	104.5	17.259	98.3		10:01:22.661		
2 -	20.554	23.282	108.5	16.481	99.8	2.616	10:02:22.978		
3 -	19.638	23.060	108.2	16.316	99.7	1.313	10:03:21.992		
4 -	19.533	23.020	109.1	16.056	100.9	0.908	10:04:20.601		
5 -	19.102	23.058	106.0	16.270	98.8	0.729	10:05:19.031		
6 -	19.544	23.008	106.3	16.408	98.5	1.259	10:06:17.991		
7 -	19.390	22.926	105.6	16.252	100.7	0.867	10:07:16.559		

Weather / Track : Bright / Dry

Knockhill
Circuit Length = 1.2669 miles
Start: 10:00 Flag 10:08 End: 10:09

MCRCB BULLETIN TK217

2014 MCE British Superbike Championship - Round 4

2014 Motul British Motostar Championship

WARM-UP - SECTOR ANALYSIS

SECTOR 1 = FL to I1, SECTOR 2 = I1 to I2, SECTOR 3 = I2 to FL, DIFF = Difference To Personal Best Lap

8 - 19.253 **22.353** 108.4 16.095 99.8 **57.701 (1)** **79.04** **10:08:14.260**

P16 34 M3 Jordan WEAVING		KTM - Jordan Racing / Burkert					
IDEAL LAP TIME : 56.646		BEST LAP TIME : 57.770		DIFFERENCE : 1.124			
LAP	SECTOR 1	SECTOR 2	SECTOR 3	LAP TIME	MPH	DIFF	TIME OF DAY
1 -	OUTLAP	23.974	100.0	16.721	97.1		10:01:38.021
2 -	19.329	22.497	107.2	16.421	96.6	58.247 (2) 78.30	0.477 10:02:36.268
3 -	19.035	22.554	106.0	16.181	95.1	57.770 (1) 78.95	10:03:34.038
4 -	18.717	22.087	106.0	20.642	34.0	1:01.446 (3) 74.22	3.676 10:04:35.484
5 -	OUTLAP	21.940	106.8	15.989	97.5	1:23.748	54.46 25.978 10:05:59.232
6 -	18.727	22.267	105.0	20.596	33.1	1:01.590	74.05 3.820 10:07:00.822

P17 13 M3 Sam BURMAN		Honda - WNT / Burman Racing					
IDEAL LAP TIME : 57.753		BEST LAP TIME : 57.800		DIFFERENCE : 0.047			
LAP	SECTOR 1	SECTOR 2	SECTOR 3	LAP TIME	MPH	DIFF	TIME OF DAY
1 -	OUTLAP	25.520	107.3	17.131	98.8		10:01:55.717
2 -	19.681	23.883	108.0	16.640	99.7	1:00.204 75.76	2.404 10:02:55.921
3 -	19.409	23.548	110.0	16.301	100.3	59.258 76.97	1.458 10:03:55.179
4 -	19.117	23.397	109.4	16.327	101.2	58.841 77.51	1.041 10:04:54.020
5 -	18.909	23.602	108.0	16.129	100.9	58.640 77.78	0.840 10:05:52.660
6 -	18.853	23.103	109.2	16.274	102.4	58.230 (3) 78.32	0.430 10:06:50.890
7 -	18.755	22.869	109.6	16.176	101.6	57.800 (1) 78.91	10:07:48.690
8 -	18.929	23.023	111.1	16.137	100.9	58.089 (2) 78.51	0.289 10:08:46.779

P18 4 Louis VALLELEY		KTM - Century 21 / Cresswell Racing					
IDEAL LAP TIME : 57.730		BEST LAP TIME : 57.952		DIFFERENCE : 0.222			
LAP	SECTOR 1	SECTOR 2	SECTOR 3	LAP TIME	MPH	DIFF	TIME OF DAY
1 -	OUTLAP	24.461	104.5	17.014	97.6		10:01:19.996
2 -	20.848	23.691	103.5	17.115	95.7	1:01.654 73.97	3.702 10:02:21.650
3 -	19.716	23.399	103.7	16.878	97.3	59.993 76.02	2.041 10:03:21.643
4 -	19.516	22.683	104.2	16.146	98.5	58.345 78.17	0.393 10:04:19.988
5 -	19.133	22.956	104.3	16.196	97.8	58.285 (3) 78.25	0.333 10:05:18.273
6 -	19.030	22.623	103.5	16.353	97.1	58.006 (2) 78.63	0.054 10:06:16.279
7 -	19.141	22.592	104.2	16.219	97.9	57.952 (1) 78.70	10:07:14.231
8 -	19.248	22.554	102.9	16.529	98.1	58.331 78.19	0.379 10:08:12.562

P19 51 Gillian McGAW		Honda - Gillian McGaw Racing					
IDEAL LAP TIME : 59.670		BEST LAP TIME : 59.799		DIFFERENCE : 0.129			
LAP	SECTOR 1	SECTOR 2	SECTOR 3	LAP TIME	MPH	DIFF	TIME OF DAY
1 -	OUTLAP	24.747	102.1	17.345	95.4		10:01:34.617
2 -	20.304	24.114	104.8	17.197	95.8	1:01.615 74.02	1.816 10:02:36.232
3 -	19.704	23.578	106.5	16.952	96.1	1:00.234 75.72	0.435 10:03:36.466
4 -	19.463	23.546	104.3	16.790	95.5	59.799 (1) 76.27	10:04:36.265
5 -	19.614	23.472	104.3	16.763	95.0	59.849 (2) 76.21	0.050 10:05:36.114
6 -	19.538	23.508	101.9	17.041	95.1	1:00.087 75.90	0.288 10:06:36.201
7 -	19.536	23.695	103.7	16.780	95.7	1:00.011 (3) 76.00	0.212 10:07:36.212
8 -	19.442	24.178	102.7	16.756	96.1	1:00.376 75.54	0.577 10:08:36.588

P20 7 Jamie ASHBY		Honda - JPA Racing / SP125					
IDEAL LAP TIME : 1:00.044		BEST LAP TIME : 1:00.275		DIFFERENCE : 0.231			
LAP	SECTOR 1	SECTOR 2	SECTOR 3	LAP TIME	MPH	DIFF	TIME OF DAY
1 -	OUTLAP	25.628	103.5	18.211	96.6		10:02:36.510
2 -	20.586	23.879	105.8	17.200	96.8	1:01.665 73.96	1.390 10:03:38.175
3 -	19.974	23.714	105.8	17.211	96.4	1:00.899 74.89	0.624 10:04:39.074
4 -	20.327	23.746	104.8	17.235	97.2	1:01.308 74.39	1.033 10:05:40.382
5 -	19.932	23.629	106.5	17.166	97.1	1:00.727 (3) 75.10	0.452 10:06:41.109
6 -	19.737	23.302	105.8	17.236	97.1	1:00.275 (1) 75.67	10:07:41.384
7 -	19.993	23.624	105.1	17.005	97.1	1:00.622 (2) 75.23	0.347 10:08:42.006

Weather / Track : Bright / Dry

Knockhill
Circuit Length = 1.2669 miles
Start: 10:00 Flag 10:08 End: 10:09

MCRCB BULLETIN TK217**2014 MCE British Superbike Championship - Round 4****2014 Motul British Motostar Championship****WARM-UP - SECTOR ANALYSIS**

SECTOR 1 = FL to I1, SECTOR 2 = I1 to I2, SECTOR 3 = I2 to FL, DIFF = Difference To Personal Best Lap

P21 100		Stephen CAMPBELL		Honda - Campbell Racing					
IDEAL LAP TIME : 1:01.939		BEST LAP TIME : 1:02.401		DIFFERENCE : 0.462					
LAP	SECTOR 1	SECTOR 2		SECTOR 3		LAP TIME	MPH	DIFF	TIME OF DAY
1 -	OUTLAP	27.459	104.2	17.811	95.1				10:01:35.904
2 -	21.987	26.080	104.2	18.274	94.3	1:06.341	68.75	3.940	10:02:42.245
3 -	OUTLAP	25.366	105.0	17.634	96.0	1:04.911	70.26	2.510	10:03:47.156
4 -	20.840	25.433	103.8	17.513	96.2	1:03.786	71.50	1.385	10:04:50.942
5 -	20.958	25.303	104.3	17.273	96.2	1:03.534 (3)	71.79	1.133	10:05:54.476
6 -	20.691	24.742	105.1	17.429	96.8	1:02.862 (2)	72.55	0.461	10:06:57.338
7 -	OUTLAP	24.357	104.8	17.405	95.8	1:02.302	73.20		10:07:59.640
8 -	20.362	24.304	104.5	17.735	95.3	1:02.401 (1)	73.09		10:09:02.041

P22 19		Kai JOHNSON		Nykos - Kinpac Racing					
IDEAL LAP TIME :		BEST LAP TIME :		DIFFERENCE :					
LAP	SECTOR 1	SECTOR 2		SECTOR 3		LAP TIME	MPH	DIFF	TIME OF DAY
1 -	OUTLAP	24.948	96.0	19.683	39.3				10:01:23.994

MCRCB BULLETIN TK218**2014 MCE British Superbike Championship - Round 4****2014 Motul British Motostar Championship****WARM-UP - BEST SPEEDS**

POS	SECTOR 1			SECTOR 2			FINISH LINE		
	NO	NAME	MPH	NO	NAME	MPH	NO	NAME	MPH
1				66	Joe IRVING	114.7	66	Joe IRVING	106.8
2				42	James HOBSON	114.1	42	James HOBSON	106.5
3				127	Georgina POLDEN	113.1	127	Georgina POLDEN	104.2
4				6	Taz TAYLOR	111.1	79	Chris TAYLOR	103.0
5				13	Sam BURMAN	111.1	6	Taz TAYLOR	102.6
6				86	Charlie NESBITT	111.1	13	Sam BURMAN	102.4
7				79	Chris TAYLOR	110.7	86	Charlie NESBITT	102.2
8				43	Arnie SHELTON	110.1	36	Jayson URIBE	101.8
9				36	Jayson URIBE	110.0	90	Greg GREENWOOD	101.2
10				90	Greg GREENWOOD	109.6	43	Arnie SHELTON	101.0
11				74	Joe THOMPSON	109.1	74	Joe THOMPSON	100.9
12				65	Josh OWENS	108.7	64	Asher DURHAM	100.3
13				64	Asher DURHAM	108.2	65	Josh OWENS	100.1
14				35	Elliot LODGE	108.0	164	Anthony ALONSO	100.0
15				12	Edward RENDELL	107.3	12	Edward RENDELL	99.4
16				34	Jordan WEAVING	107.2	35	Elliot LODGE	99.2
17				164	Anthony ALONSO	107.2	4	Louis VALLELEY	98.5
18				7	Jamie ASHBY	106.5	34	Jordan WEAVING	97.5
19				51	Gillian McGAW	106.5	7	Jamie ASHBY	97.2
20				100	Stephen CAMPBELL	105.1	100	Stephen CAMPBELL	96.8
21				4	Louis VALLELEY	104.5	51	Gillian McGAW	96.1
22				19	Kai JOHNSON	96.0	19	Kai JOHNSON	39.3
23									

Weather / Track : Bright / Dry

Results can be found at www.tsl-timing.com

Knockhill

Circuit Length = 1.2669 miles

Start: 10:00 Flag 10:08 End: 10:09

Printed - 10:10 Sunday, 29 June 2014

MCRCB BULLETIN TK219

2014 MCE British Superbike Championship - Round 4

2014 Motul British Motostar Championship

WARM-UP - BEST SECTORS

SECTOR 1			SECTOR 2			SECTOR 3			IDEAL / BEST COMPARISON						
POS	NO	NAME	TIME	NO	NAME	TIME	NO	NAME	TIME	POS	NO	NAME	IDEAL	BEST	DIFF
1	36	URIBE	17.890	36	URIBE	21.491	66	IRVING	15.161						
2	66	IRVING	17.938	66	IRVING	21.493	79	TAYLOR	15.457	1	66	IRVING	54.592	54.944	0.352
3	79	TAYLOR	17.955	12	RENDELL	21.518	36	URIBE	15.460	2	36	URIBE	54.841	54.986	0.145
4	164	ALONSO	18.050	42	HOBSON	21.535	127	POLDEN	15.463	3	42	HOBSON	55.068	55.130	0.062
5	42	HOBSON	18.056	164	ALONSO	21.625	42	HOBSON	15.477	4	79	TAYLOR	55.279	55.279	0.000
6	86	NESBITT	18.072	43	SHELTON	21.766	86	NESBITT	15.558	5	12	RENDELL	55.323	55.502	0.179
7	6	TAYLOR	18.119	6	TAYLOR	21.772	6	TAYLOR	15.559	6	6	TAYLOR	55.450	55.654	0.204
8	12	RENDELL	18.120	79	TAYLOR	21.867	12	RENDELL	15.685	7	164	ALONSO	55.482	55.509	0.027
9	64	DURHAM	18.182	86	NESBITT	21.876	43	SHELTON	15.717	8	86	NESBITT	55.506	55.773	0.267
10	127	POLDEN	18.189	34	WEAVING	21.940	65	OWENS	15.726	9	127	POLDEN	55.614	55.797	0.183
11	43	SHELTON	18.274	127	POLDEN	21.962	164	ALONSO	15.807	10	43	SHELTON	55.757	55.757	0.000
12	65	OWENS	18.372	35	LODGE	22.135	34	WEAVING	15.989	11	65	OWENS	56.357	56.363	0.006
13	35	LODGE	18.585	64	DURHAM	22.182	35	LODGE	15.992	12	64	DURHAM	56.631	56.731	0.100
14	34	WEAVING	18.717	65	OWENS	22.259	74	THOMPSON	16.056	13	34	WEAVING	56.646	57.770	1.124
15	90	GREENWOOD	18.722	74	THOMPSON	22.353	90	GREENWOOD	16.082	14	35	LODGE	56.712	57.481	0.769
16	13	BURMAN	18.755	90	GREENWOOD	22.473	13	BURMAN	16.129	15	90	GREENWOOD	57.277	57.592	0.315
17	4	VALLELEY	19.030	4	VALLELEY	22.554	4	VALLELEY	16.146	16	74	THOMPSON	57.511	57.701	0.190
18	74	THOMPSON	19.102	13	BURMAN	22.869	64	DURHAM	16.267	17	4	VALLELEY	57.730	57.952	0.222
19	51	McGAW	19.442	7	ASHBY	23.302	51	McGAW	16.756	18	13	BURMAN	57.753	57.800	0.047
20	7	ASHBY	19.737	51	McGAW	23.472	7	ASHBY	17.005	19	51	McGAW	59.670	59.799	0.129
21	100	CAMPBELL	20.362	100	CAMPBELL	24.304	100	CAMPBELL	17.273	20	7	ASHBY	1:00.044	1:00.275	0.231
22				19	JOHNSON	24.948	19	JOHNSON	19.683	21	100	CAMPBELL	1:01.939	1:02.401	0.462
23										22	19	JOHNSON			

Knockhill

Circuit Length = 1.2669 miles

Start: 10:00 Flag 10:08 End: 10:09

Weather / Track : Bright / Dry

Results can be found at www.tsl-timing.com

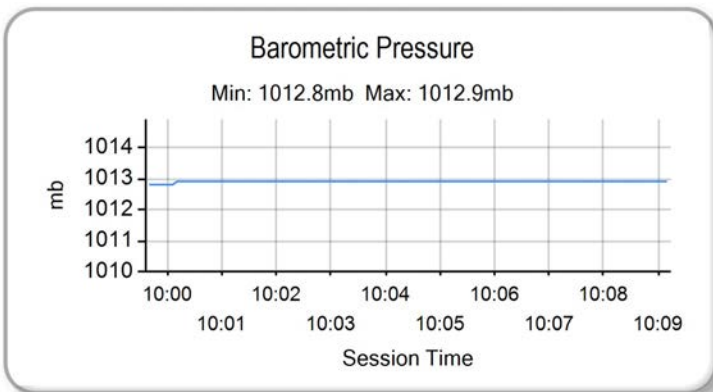
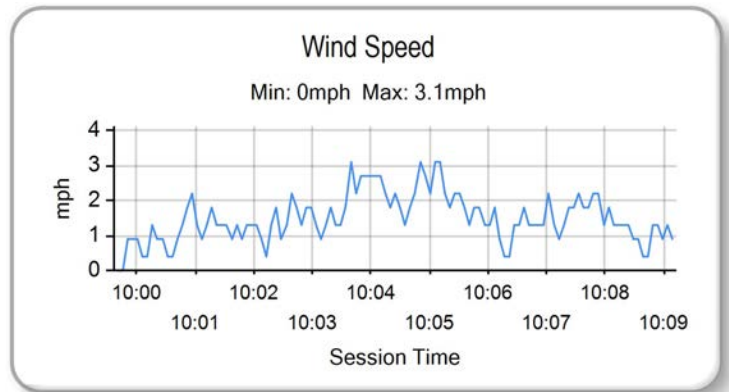
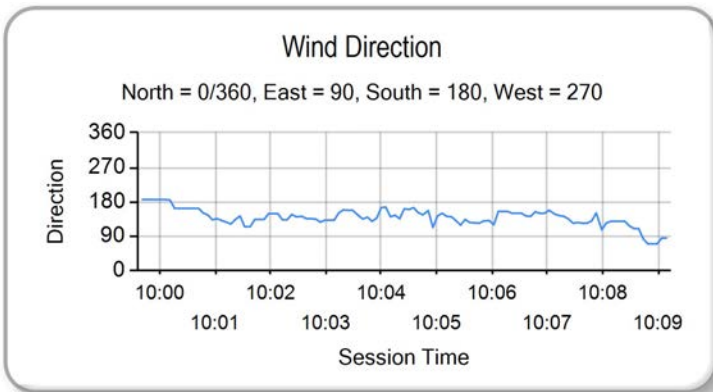
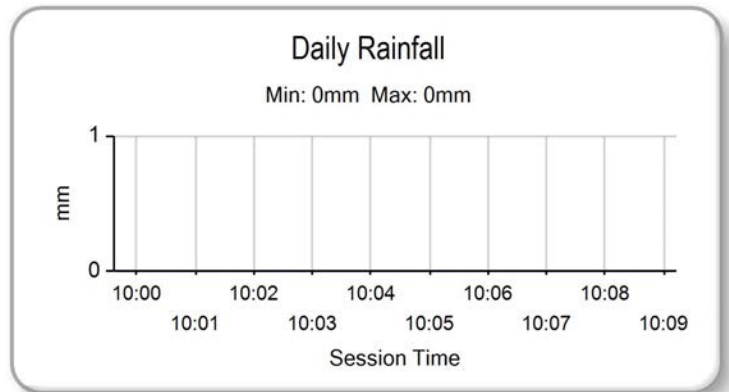
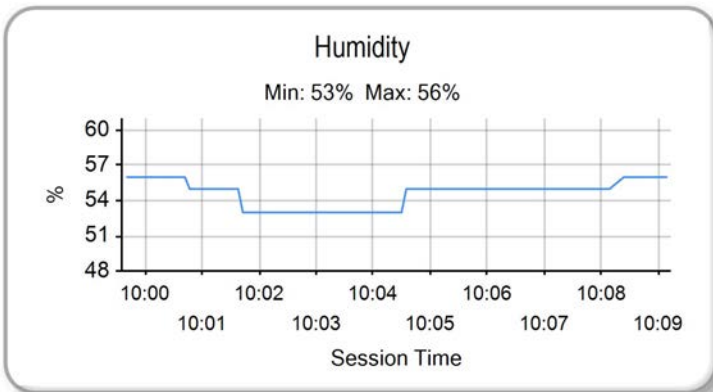
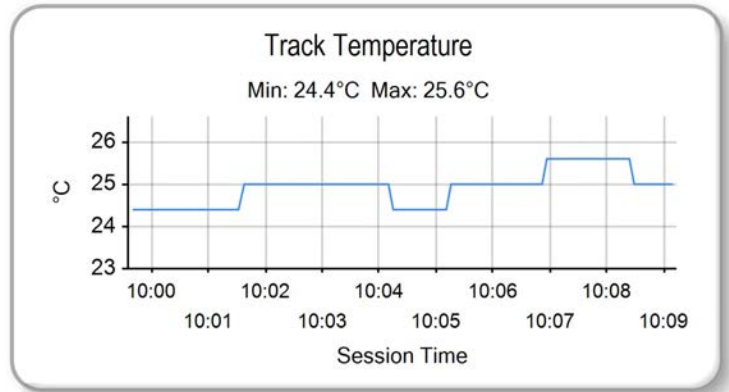
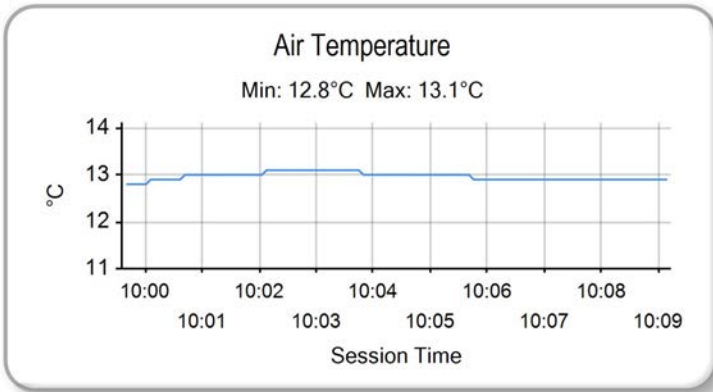
Printed - 10:10 Sunday, 29 June 2014

MCRCB BULLETIN TK220

2014 MCE British Superbike Championship - Round 4

2014 Motul British Motostar Championship

WARM-UP - WEATHER CONDITIONS



Weather / Track : Bright / Dry

Results can be found at www.tsl-timing.com

Knockhill
Circuit Length = 1.2669 miles
Start: 10:00 Flag 10:08 End: 10:09

Printed - 10:11 Sunday, 29 June 2014



ROW 8	23	1:02.502	100	Stephen CAMPBELL	22	59.486	51	Gillian McGAW				
ROW 7	21	59.177	7	Jamie ASHBY	20	57.332	90	Greg GREENWOOD	19	57.236	4	Louis VALLELEY
ROW 6	18	57.112	74	Joe THOMPSON	17	56.960	11	Joseph THOMAS	16	56.623	127	Georgina POLDEN
ROW 5	15	56.486	13	Sam BURMAN	14	56.415	19	Kai JOHNSON	13	56.316	35	Elliot LODGE
ROW 4	12	56.166	164	Anthony ALONSO	11	55.979	64	Asher DURHAM	10	55.830	43	Arnie SHELTON
ROW 3	9	55.647	65	Josh OWENS	8	55.537	86	Charlie NESBITT	7	55.460	79	Chris TAYLOR
ROW 2	6	55.276	6	Taz TAYLOR	5	55.217	36	Jayson URIBE	4	55.144	12	Edward RENDELL
ROW 1	3	54.745	42	James HOBSON	2	54.153	34	Jordan WEAVING	1	53.724	66	Joe IRVING
												Pole

Knockhill
Circuit Length = 1.2669 miles

These results are provisional until the conclusion of any judicial and technical matters.

Race Director :	Stewards :	Timekeeper :
-----------------	------------	--------------

Results can be found at www.britishsuperbike.com

Printed - 10:12 Sunday, 29 June 2014





POS	NO	CL	PIC NAME	ENTRY	LAPS	TIME	GAP	DIFF	MPH	BEST	ON
1	34	M3	1 Jordan WEAVING	KTM - Jordan Racing / Burkert	22	20:02.423			83.45	54.006	22
2	66	M3	2 Joe IRVING	KTM - Redline KTM	22	20:03.910	1.487	1.487	83.34	54.006	20
3	36	M3	3 Jayson URIBE	Honda - FPW Racing / RSR	22	20:11.679	9.256	7.769	82.81	54.362	11
4	42	M3	4 James HOBSON	Honda - Two 4 Motorsport	22	20:11.828	9.405	0.149	82.80	54.172	22
5	12		1 Edward RENDELL	Honda - Banks Racing	22	20:23.271	20.848	11.443	82.02	54.960	14
6	86	M3	5 Charlie NESBITT	Repli-Cast - Repli-Cast UK	22	20:29.844	27.421	6.573	81.59	55.292	10
7	43		2 Arnie SHELTON	Honda - e3 Motorsport with Shelton Racing	22	20:29.863	27.440	0.019	81.58	55.155	22
8	35		3 Elliot LODGE	Honda - SP125 / Spike Racing	22	20:33.722	31.299	3.859	81.33	55.175	15
9	65		4 Josh OWENS	Honda - RCD Motorsport	22	20:34.180	31.757	0.458	81.30	55.086	22
10	64		5 Asher DURHAM	Honda - SP125Racing.com	22	20:45.322	42.899	11.142	80.57	55.623	7
11	19		6 Kai JOHNSON	Nykos - Kinpac Racing	21	20:06.763	1 Lap	1 Lap	79.37	56.571	6
12	13	M3	6 Sam BURMAN	Honda - WNT / Burman Racing	21	20:18.469	1 Lap	11.706	78.60	56.879	18
13	11		7 Joseph THOMAS	Honda - Moto UK Racing	21	20:18.885	1 Lap	0.416	78.58	57.313	9
14	74	M3	7 Joe THOMPSON	Repli-Cast - Repli-Cast UK	21	20:19.109	1 Lap	0.224	78.56	57.069	18
15	4		8 Louis VALLELEY	KTM - Century 21 / Cresswell Racing	21	20:20.788	1 Lap	1.679	78.46	57.338	10
16	90		9 Greg GREENWOOD	Luyten Honda - FPW Racing	21	20:20.966	1 Lap	0.178	78.44	57.089	10
17	7		10 Jamie ASHBY	Honda - JPA Racing / SP125	21	20:52.563	1 Lap	31.597	76.46	58.651	13
18	51		11 Gillian McGAW	Honda - Gillian McGaw Racing	21	20:53.100	1 Lap	0.537	76.43	58.474	19
19	100		12 Stephen CAMPBELL	Honda - Campbell Racing	20	20:44.317	2 Laps	1 Lap	73.31	1:01.255	17

NOT CLASSIFIED

DNF	6		Taz TAYLOR	Luyten Honda - FPW Racing / Hookless Holidays	2	1:54.484	20 Laps	18 Laps	79.68	54.954	2
DNF	79	M3	Chris TAYLOR	Honda - Ducati Coventry	0						
DNF	164		Anthony ALONSO	Honda - SP125 / BARF Racing	0						
DNF	127		Georgina POLDEN	Honda - RS Racing	0						

FASTEST LAP

66	M3	Joe IRVING	KTM - Redline KTM	20	54.006	84.45 mph	135.91 kph
34	M3	Jordan WEAVING	KTM - Jordan Racing / Burkert	22	54.006	84.45 mph	135.91 kph
6		Taz TAYLOR	Luyten Honda - FPW Racing / Hookless Holidays	2	54.954	82.99 mph	133.57 kph

Establishes lap record

Weather / Track : Bright / Dry

These results are provisional until the conclusion of any judicial and technical matters.

Knockhill

Circuit Length = 1.2669 miles

Start: 14:50 Flag 15:10 End: 15:12

Race Director :	Stewards :	Timekeeper :
-----------------	------------	--------------

Results can be found at www.britishsuperbike.com

Printed - 15:18 Sunday, 29 June 2014



MCRCB BULLETIN TK277

2014 MCE British Superbike Championship - Round 4

2014 Motul British Motostar Championship

RACE 10 - LAP CHART

51	1 Lap	59.227	100	2 Laps	1:01.351	74	1 Lap	57.198
86	18.258	55.848	12	15.361	55.562	4	1 Lap	57.699
43	18.295	55.406	86	21.870	55.424	90	1 Lap	57.205
65	20.882	56.016	43	22.242	55.404	12	19.392	55.441
35	21.268	55.175	65	25.669	55.753	86	25.882	55.529
64	25.401	56.676	35	26.031	55.439	43	26.291	55.484
19	39.415	57.402	7	1 Lap	58.845	35	30.084	55.217
11	49.878	58.192	51	1 Lap	59.010	65	30.677	55.913
90	51.136	59.696	64	31.536	56.267	100	2 Laps	1:02.157
4	51.345	58.570	19	48.927	57.525	64	39.613	56.751
13	51.413	1:00.233				7	1 Lap	59.783
74	51.761	59.820				51	1 Lap	59.420
100	1 Lap	1:02.879						

LAP 16 @ 15:05:27.626		
NO	BEHIND	LAP TIME

34		54.160
66	0.223	54.305
36	4.011	55.097
42	7.199	54.801
12	13.185	55.656
86	19.798	55.700
43	20.323	56.188
7	1 Lap	59.220
51	1 Lap	58.824
65	22.845	56.123
35	23.098	55.990
64	27.983	56.742
19	42.886	57.631
11	53.475	57.757

LAP 17 @ 15:06:22.003		
NO	BEHIND	LAP TIME

66		54.154
34	0.008	54.385
90	1 Lap	58.153
4	1 Lap	57.992
13	1 Lap	58.038
74	1 Lap	57.860
36	4.418	54.784
100	2 Laps	1:01.650
42	7.556	54.734
12	14.559	55.751
86	21.206	55.785
43	21.598	55.652
65	24.676	56.208
35	25.352	56.631
7	1 Lap	58.835
51	1 Lap	59.238
64	30.029	56.423
19	46.162	57.653

LAP 18 @ 15:07:16.763		
NO	BEHIND	LAP TIME

34		54.752
66	0.342	55.102
11	1 Lap	58.177
13	1 Lap	57.390
4	1 Lap	58.291
74	1 Lap	58.122
36	4.825	55.167
90	1 Lap	59.867
42	7.864	55.068

LAP 19 @ 15:08:11.117		
NO	BEHIND	LAP TIME

34		54.354
66	0.141	54.153
11	1 Lap	57.614
13	1 Lap	56.879
36	6.467	55.996
74	1 Lap	57.069
4	1 Lap	57.718
42	7.983	54.473
90	1 Lap	57.344
12	16.921	55.914
100	2 Laps	1:01.255
86	23.270	55.754
43	23.302	55.414
65	26.992	55.677
35	27.328	55.651
7	1 Lap	58.799
64	34.236	57.054
51	1 Lap	58.550
19	51.849	57.276

LAP 20 @ 15:09:05.184		
NO	BEHIND	LAP TIME

34		54.067
66	0.080	54.006
36	8.380	55.980
42	9.244	55.328
11	1 Lap	57.552
13	1 Lap	57.678
74	1 Lap	57.221
4	1 Lap	57.492
90	1 Lap	57.704
12	18.249	55.395
86	24.651	55.448
43	25.105	55.870
100	2 Laps	1:01.437
65	29.062	56.137
35	29.165	55.904
64	37.160	56.991
7	1 Lap	59.361
51	1 Lap	58.474

LAP 21 @ 15:09:59.482		
NO	BEHIND	LAP TIME

34		54.298
66	0.031	54.249
19	1 Lap	57.277
36	8.896	54.814
42	9.239	54.293
11	1 Lap	57.499
13	1 Lap	57.226

LAP 22 @ 15:10:53.488		
NO	BEHIND	LAP TIME

34		54.006
66	1.487	55.462
19	1 Lap	57.585
36	9.256	54.366
42	9.405	54.172
13	1 Lap	57.444
11	1 Lap	58.007
74	1 Lap	57.477
4	1 Lap	57.850
90	1 Lap	57.156
12	20.848	55.462
86	27.421	55.545
43	27.440	55.155
35	31.299	55.221
65	31.757	55.086
100	2 Laps	1:01.430
64	42.899	57.292
7	1 Lap	59.340
51	1 Lap	59.769

Weather / Track : Bright / Dry

Knockhill
Circuit Length = 1.2669 miles
Start: 14:50 Flag 15:10 End: 15:12

MCRCB BULLETIN TK278

2014 MCE British Superbike Championship - Round 4

2014 Motul British Motostar Championship

RACE 10 - POSITION CHART

No	Name	Lap																							
		Pos	1	2	3	4	5	6	7	8	9	10	11	12	13	14	15	16	17	18	19	20	21	22	
66	IRVING	1	34	34	34	34	34	34	34	34	34	34	34	34	34	34	34	34	34	66	34	34	34	34	34
34	WEAVING	2	36	36	36	36	36	36	36	36	36	66	66	66	66	66	66	66	66	34	66	66	66	66	66
42	HOBSON	3	12	12	42	42	66	66	66	66	66	36	36	36	36	36	36	36	36	36	36	36	36	36	36
12	RENDELL	4	42	42	12	12	42	42	42	42	42	42	42	42	42	42	42	42	42	42	42	42	42	42	42
36	URIBE	5	6	6	66	66	12	12	12	12	12	12	12	12	12	12	12	12	12	12	12	12	12	12	12
6	TAYLOR	6	86	66	43	86	86	86	86	86	86	86	86	86	86	86	86	86	86	86	86	86	86	86	86
79	TAYLOR	7	43	86	86	43	43	43	43	43	43	43	43	43	43	43	43	43	43	43	43	43	43	43	43
86	NESBITT	8	66	43	65	65	65	65	65	65	65	65	65	65	65	65	65	65	65	65	65	65	35	35	35
65	OWENS	9	64	64	35	35	35	35	35	35	35	35	35	35	35	35	35	35	35	35	35	35	35	65	65
43	SHELTON	10	19	65	64	64	64	64	64	64	64	64	64	64	64	64	64	64	64	64	64	64	64	64	64
64	DURHAM	11	65	35	19	19	19	19	19	19	19	19	19	19	19	19	19	19	19	19	19	19	19	19	19
164	ALONSO	12	35	19	11	11	11	11	11	11	11	11	11	13	13	13	13	11	11	11	11	11	11	13	13
35	LODGE	13	11	11	74	74	74	74	13	13	13	13	13	11	90	90	90	90	13	13	13	13	13	11	11
19	JOHNSON	14	74	74	13	13	13	13	90	90	90	90	90	11	11	4	4	4	4	74	74	74	74	74	74
13	BURMAN	15	13	13	4	90	90	90	74	74	74	74	74	74	74	13	13	74	4	4	4	4	4	4	4
127	POLDEN	16	4	4	90	4	4	4	4	4	4	4	4	4	4	4	4	74	74	90	90	90	90	90	90
11	THOMAS	17	90	90	51	51	7	51	51	7	7	7	7	7	7	7	7	7	7	7	7	7	7	7	7
74	THOMPSON	18	7	7	7	7	51	7	7	51	51	51	51	51	51	51	51	51	51	51	51	51	51	51	51
4	VALLELEY	19	51	51	100	100	100	100	100	100	100	100	100	100	100	100	100	100	100	100	100	100	100	100	100
90	GREENWOOD	20	100	100																					
7	ASHBY	21																							
51	McGAW	22																							
100	CAMPBELL	23																							

Weather / Track : Bright / Dry

Results can be found at www.tsl-timing.com

Knockhill
 Circuit Length = 1.2669 miles
 Start: 14:50 Flag 15:10 End: 15:12

Printed - 15:14 Sunday, 29 June 2014

MCRCB BULLETIN TK279

2014 MCE British Superbike Championship - Round 4

2014 Motul British Motostar Championship

RACE 10 - SECTOR ANALYSIS

SECTOR 1 = FL to I1, SECTOR 2 = I1 to I2, SECTOR 3 = I2 to FL, DIFF = Difference To Personal Best Lap

P1 34 M3 Jordan WEAVING		KTM - Jordan Racing / Burkert								
IDEAL LAP TIME : 53.888		BEST LAP TIME : 54.006		DIFFERENCE : 0.118						
LAP	SECTOR 1	SECTOR 2	SECTOR 3	LAP TIME	MPH	DIFF	TIME OF DAY			
1 -		21.523	110.1	15.738	101.6	57.352	79.52	3.346	14:51:48.417	
2 -	17.961	21.443	110.5	15.525	102.1	54.929	83.03	0.923	14:52:43.346	
3 -	17.877	21.286	110.7	15.456	102.6	54.619	83.50	0.613	14:53:37.965	
4 -	17.867	21.329	110.5	15.437	101.9	54.633	83.48	0.627	14:54:32.598	
5 -	17.702	21.290	110.7	15.471	102.2	54.463	83.74	0.457	14:55:27.061	
6 -	17.973	21.596	110.0	15.521	102.1	55.090	82.79	1.084	14:56:22.151	
7 -	17.988	21.588	109.6	15.557	102.4	55.133	82.72	1.127	14:57:17.284	
8 -	17.853	21.596	109.2	15.429	103.0	54.878	83.11	0.872	14:58:12.162	
9 -	17.923	21.368	110.3	15.450	102.7	54.741	83.32	0.735	14:59:06.903	
10 -	17.824	21.317	110.5	15.429	101.9	54.570	83.58	0.564	15:00:01.473	
11 -	17.772	21.265	110.9	15.270	103.4	54.307	83.98	0.301	15:00:55.780	
12 -	17.715	21.531	110.7	15.286	102.6	54.532	83.64	0.526	15:01:50.312	
13 -	17.703	21.534	110.3	15.270	102.7	54.507	83.67	0.501	15:02:44.819	
14 -	17.659	21.301	110.7	15.279	102.9	54.239	84.09	0.233	15:03:39.058	
15 -	17.731	21.317	110.0	15.360	102.4	54.408	83.83	0.402	15:04:33.466	
16 -	17.701	21.216	110.7	15.243	103.2	54.160 (3)	84.21	0.154	15:05:27.626	
17 -	17.713	21.221	112.9	15.451	101.8	54.385	83.86	0.379	15:06:22.011	
18 -	17.970	21.626	110.9	15.156	102.9	54.752	83.30	0.746	15:07:16.763	
19 -	17.729	21.308	110.9	15.317	102.7	54.354	83.91	0.348	15:08:11.117	
20 -	17.724	21.117	111.6	15.226	102.9	54.067 (2)	84.36	0.061	15:09:05.184	
21 -	17.636	21.293	110.3	15.369	102.6	54.298	84.00	0.292	15:09:59.482	
22 -	17.701	21.170	111.4	15.135	103.8	54.006 (1)	84.45		15:10:53.488	

P2 66 M3 Joe IRVING		KTM - Redline KTM								
IDEAL LAP TIME : 53.709		BEST LAP TIME : 54.006		DIFFERENCE : 0.297						
LAP	SECTOR 1	SECTOR 2	SECTOR 3	LAP TIME	MPH	DIFF	TIME OF DAY			
1 -		22.622	112.5	15.531	105.0	1:01.320	74.38	7.314	14:51:52.385	
2 -	17.825	21.457	113.5	15.347	106.0	54.629	83.49	0.623	14:52:47.014	
3 -	17.716	21.161	113.7	15.607	104.0	54.484	83.71	0.478	14:53:41.498	
4 -	17.872	21.345	113.7	15.214	106.5	54.431	83.79	0.425	14:54:35.929	
5 -	17.668	21.495	113.7	15.414	105.8	54.577	83.57	0.571	14:55:30.506	
6 -	17.752	21.533	112.9	15.267	105.8	54.552	83.61	0.546	14:56:25.058	
7 -	17.596	21.337	112.5	15.285	106.3	54.218	84.12	0.212	14:57:19.276	
8 -	17.649	21.306	113.3	15.117	106.8	54.072 (3)	84.35	0.066	14:58:13.348	
9 -	17.753	21.414	112.7	15.157	106.1	54.324	83.96	0.318	14:59:07.672	
10 -	17.847	21.320	113.9	15.172	106.3	54.339	83.93	0.333	15:00:02.011	
11 -	17.626	21.262	112.9	15.144	106.8	54.032 (2)	84.41	0.026	15:00:56.043	
12 -	17.838	21.780	112.5	15.127	105.8	54.745	83.31	0.739	15:01:50.788	
13 -	17.725	21.315	113.1	15.242	106.0	54.282	84.02	0.276	15:02:45.070	
14 -	17.780	21.243	111.8	15.222	106.5	54.245	84.08	0.239	15:03:39.315	
15 -	17.725	21.257	112.4	15.247	107.3	54.229	84.10	0.223	15:04:33.544	
16 -	17.940	21.150	112.5	15.215	107.3	54.305	83.99	0.299	15:05:27.849	
17 -	17.754	21.126	113.3	15.274	104.3	54.154	84.22	0.148	15:06:22.003	
18 -	18.209	21.497	111.4	15.396	106.6	55.102	82.77	1.096	15:07:17.105	
19 -	17.771	21.122	112.2	15.260	107.0	54.153	84.22	0.147	15:08:11.258	
20 -	17.828	20.996	114.7	15.182	107.0	54.006 (1)	84.45		15:09:05.264	
21 -	17.840	21.187	112.7	15.222	104.3	54.249	84.07	0.243	15:09:59.513	
22 -	17.926	20.996	111.1	16.540	99.5	55.462	82.23	1.456	15:10:54.975	

P3 36 M3 Jayson URIBE		Honda - FPW Racing / RSR								
IDEAL LAP TIME : 54.245		BEST LAP TIME : 54.362		DIFFERENCE : 0.117						
LAP	SECTOR 1	SECTOR 2	SECTOR 3	LAP TIME	MPH	DIFF	TIME OF DAY			
1 -		21.734	107.7	15.616	101.5	57.816	78.88	3.454	14:51:48.881	
2 -	17.974	21.523	108.9	15.510	101.0	55.007	82.91	0.645	14:52:43.888	
3 -	17.892	21.300	108.5	15.417	102.4	54.609	83.52	0.247	14:53:38.497	
4 -	17.811	21.280	109.4	15.392	102.2	54.483	83.71	0.121	14:54:32.980	
5 -	17.728	21.268	109.2	15.445	102.2	54.441 (3)	83.78	0.079	14:55:27.421	
6 -	17.878	21.452	110.0	15.698	101.8	55.028	82.88	0.666	14:56:22.449	

Weather / Track : Bright / Dry

Knockhill
Circuit Length = 1.2669 miles
Start: 14:50 Flag 15:10 End: 15:12

MCRCB BULLETIN TK279

2014 MCE British Superbike Championship - Round 4

2014 Motul British Motostar Championship

RACE 10 - SECTOR ANALYSIS

SECTOR 1 = FL to I1, SECTOR 2 = I1 to I2, SECTOR 3 = I2 to FL, DIFF = Difference To Personal Best Lap

7 -	17.856	21.689	108.7	15.568	102.4	55.113	82.75	0.751	14:57:17.562
8 -	17.787	21.455	109.6	15.705	102.2	54.947	83.00	0.585	14:58:12.509
9 -	17.957	21.274	109.2	15.461	102.1	54.692	83.39	0.330	14:59:07.201
10 -	18.013	21.369	108.0	15.676	102.4	55.058	82.84	0.696	15:00:02.259
11 -	17.845	21.129	110.0	15.388	102.2	54.362 (1)	83.90		15:00:56.621
12 -	17.752	21.711	108.4	15.533	101.9	54.996	82.93	0.634	15:01:51.617
13 -	17.736	21.275	108.5	15.553	102.1	54.564	83.59	0.202	15:02:46.181
14 -	18.021	21.461	108.2	15.762	100.7	55.244	82.56	0.882	15:03:41.425
15 -	17.914	21.436	108.5	15.765	101.8	55.115	82.75	0.753	15:04:36.540
16 -	17.830	21.600	107.2	15.667	102.1	55.097	82.78	0.735	15:05:31.637
17 -	17.829	21.341	108.9	15.614	101.9	54.784	83.25	0.422	15:06:26.421
18 -	17.821	21.890	107.3	15.456	102.1	55.167	82.67	0.805	15:07:21.588
19 -	18.406	21.987	108.7	15.603	102.1	55.996	81.45	1.634	15:08:17.584
20 -	18.201	22.118	107.3	15.661	101.3	55.980	81.47	1.618	15:09:13.564
21 -	17.747	21.471	107.0	15.596	101.6	54.814	83.21	0.452	15:10:08.378
22 -	17.731	21.230	107.8	15.405	101.5	54.366 (2)	83.89	0.004	15:11:02.744

P4	42 M3	James HOBSON	Honda - Two 4 Motorsport					
IDEAL LAP TIME : 54.138		BEST LAP TIME : 54.172		DIFFERENCE : 0.034				

LAP	SECTOR 1	SECTOR 2	SECTOR 3	LAP TIME	MPH	DIFF	TIME OF DAY		
1 -		21.669	112.4	15.625	105.8	58.328	78.19	4.156	14:51:49.393
2 -	18.245	21.425	113.3	15.412	107.0	55.082	82.80	0.910	14:52:44.475
3 -	18.260	21.716	113.5	15.524	106.6	55.500	82.18	1.328	14:53:39.975
4 -	18.139	21.514	112.7	15.558	105.3	55.211	82.61	1.039	14:54:35.186
5 -	18.196	21.525	112.5	15.728	107.0	55.449	82.25	1.277	14:55:30.635
6 -	17.936	21.484	114.1	15.364	106.8	54.784	83.25	0.612	14:56:25.419
7 -	17.792	21.569	112.7	15.399	106.1	54.760	83.29	0.588	14:57:20.179
8 -	17.883	21.268	113.3	15.374	106.6	54.525	83.65	0.353	14:58:14.704
9 -	18.088	22.209	112.0	15.367	105.6	55.664	81.94	1.492	14:59:10.368
10 -	18.062	21.490	112.9	15.364	105.5	54.916	83.05	0.744	15:00:05.284
11 -	18.094	21.611	111.8	15.435	105.1	55.140	82.71	0.968	15:01:00.424
12 -	18.063	21.359	113.3	15.390	106.1	54.812	83.21	0.640	15:01:55.236
13 -	18.154	21.856	113.1	15.214	105.5	55.224	82.59	1.052	15:02:50.460
14 -	18.000	21.434	112.5	15.266	107.0	54.700	83.38	0.528	15:03:45.160
15 -	17.975	21.487	112.2	15.402	106.3	54.864	83.13	0.692	15:04:40.024
16 -	17.894	21.466	112.0	15.441	105.8	54.801	83.23	0.629	15:05:34.825
17 -	18.058	21.397	112.4	15.279	106.0	54.734	83.33	0.562	15:06:29.559
18 -	18.191	21.540	112.9	15.337	106.6	55.068	82.82	0.896	15:07:24.627
19 -	17.995	21.231	113.9	15.247	107.3	54.473 (3)	83.73	0.301	15:08:19.100
20 -	18.161	21.827	113.5	15.340	106.6	55.328	82.43	1.156	15:09:14.428
21 -	17.876	21.264	113.3	15.153	107.3	54.293 (2)	84.00	0.121	15:10:08.721
22 -	17.765	21.220	113.9	15.187	106.6	54.172 (1)	84.19		15:11:02.893

P5	12	Edward RENDELL	Honda - Banks Racing					
IDEAL LAP TIME : 54.960		BEST LAP TIME : 54.960		DIFFERENCE : 0.000				

LAP	SECTOR 1	SECTOR 2	SECTOR 3	LAP TIME	MPH	DIFF	TIME OF DAY		
1 -		21.663	106.6	16.011	96.9	57.950	78.70	2.990	14:51:49.015
2 -	18.118	21.556	107.3	15.615	100.3	55.289 (3)	82.49	0.329	14:52:44.304
3 -	18.423	21.569	106.0	15.708	98.3	55.700	81.88	0.740	14:53:40.004
4 -	18.230	21.869	107.0	15.616	99.8	55.715	81.86	0.755	14:54:35.719
5 -	18.124	21.819	107.7	15.922	99.5	55.865	81.64	0.905	14:55:31.584
6 -	18.048	21.813	106.0	15.791	98.9	55.652	81.95	0.692	14:56:27.236
7 -	18.021	21.803	104.8	15.742	99.5	55.566	82.08	0.606	14:57:22.802
8 -	17.959	21.669	105.5	15.661	99.5	55.289 (3)	82.49	0.329	14:58:18.091
9 -	18.000	21.692	105.1	15.761	99.2	55.453	82.25	0.493	14:59:13.544
10 -	17.928	21.800	105.6	15.710	99.1	55.438	82.27	0.478	15:00:08.982
11 -	17.998	21.720	104.8	15.690	99.8	55.408	82.31	0.448	15:01:04.390
12 -	17.888	21.625	105.3	15.623	99.2	55.136 (2)	82.72	0.176	15:01:59.526
13 -	17.974	21.741	105.3	15.630	100.1	55.345	82.41	0.385	15:02:54.871
14 -	17.813	21.549	107.3	15.598	99.2	54.960 (1)	82.98		15:03:49.831
15 -	17.845	21.747	104.3	15.732	99.4	55.324	82.44	0.364	15:04:45.155
16 -	18.056	21.746	104.3	15.854	99.7	55.656	81.95	0.696	15:05:40.811
17 -	18.216	21.749	104.3	15.786	100.0	55.751	81.81	0.791	15:06:36.562

Weather / Track : Bright / Dry

Knockhill
 Circuit Length = 1.2669 miles
 Start: 14:50 Flag 15:10 End: 15:12

MCRCB BULLETIN TK279

2014 MCE British Superbike Championship - Round 4

2014 Motul British Motostar Championship

RACE 10 - SECTOR ANALYSIS

SECTOR 1 = FL to I1, SECTOR 2 = I1 to I2, SECTOR 3 = I2 to FL, DIFF = Difference To Personal Best Lap

18 -	17.949	21.832	105.1	15.781	99.7	55.562	82.09	0.602	15:07:32.124
19 -	18.035	22.101	104.5	15.778	99.5	55.914	81.57	0.954	15:08:28.038
20 -	18.077	21.620	105.5	15.698	99.5	55.395	82.33	0.435	15:09:23.433
21 -	18.050	21.625	104.0	15.766	99.7	55.441	82.26	0.481	15:10:18.874
22 -	18.067	21.722	106.1	15.673	99.4	55.462	82.23	0.502	15:11:14.336

P6 86 M3		Charlie NESBITT		Repli-Cast - Repli-Cast UK					
IDEAL LAP TIME : 55.041		BEST LAP TIME : 55.292		DIFFERENCE : 0.251					
LAP	SECTOR 1	SECTOR 2	SECTOR 3	LAP TIME	MPH	DIFF	TIME OF DAY		
1 -		22.935	104.3	15.569	102.4	1:00.118	75.86	4.826	14:51:51.183
2 -	17.921	22.717	107.8	15.918	100.9	56.556	80.64	1.264	14:52:47.739
3 -	17.914	21.984	108.0	16.809	95.0	56.707	80.43	1.415	14:53:44.446
4 -	18.275	21.689	110.0	15.868	98.9	55.832	81.69	0.540	14:54:40.278
5 -	18.019	22.035	109.6	15.637	102.4	55.691	81.90	0.399	14:55:35.969
6 -	17.998	22.083	108.5	15.560	102.4	55.641	81.97	0.349	14:56:31.610
7 -	17.887	21.991	108.4	15.485	102.1	55.363	82.38	0.071	14:57:26.973
8 -	18.118	22.260	109.1	15.560	102.1	55.938	81.53	0.646	14:58:22.911
9 -	18.331	22.047	109.1	15.577	102.2	55.955	81.51	0.663	14:59:18.866
10 -	18.016	21.794	110.1	15.482	101.9	55.292 (1)	82.49		15:00:14.158
11 -	18.039	21.919	109.1	15.636	102.9	55.594	82.04	0.302	15:01:09.752
12 -	18.012	21.836	109.6	15.505	102.4	55.353 (3)	82.40	0.061	15:02:05.105
13 -	17.980	21.878	108.2	15.468	102.9	55.326 (2)	82.44	0.034	15:03:00.431
14 -	17.973	21.895	108.2	15.577	102.6	55.445	82.26	0.153	15:03:55.876
15 -	18.128	21.898	108.4	15.822	102.2	55.848	81.67	0.556	15:04:51.724
16 -	18.295	21.940	108.4	15.465	102.6	55.700	81.88	0.408	15:05:47.424
17 -	18.212	21.987	108.9	15.586	101.3	55.785	81.76	0.493	15:06:43.209
18 -	18.073	21.835	109.6	15.516	102.4	55.424	82.29	0.132	15:07:38.633
19 -	18.139	22.007	107.7	15.608	102.2	55.754	81.80	0.462	15:08:34.387
20 -	18.122	21.838	108.4	15.488	102.1	55.448	82.25	0.156	15:09:29.835
21 -	18.110	21.920	108.7	15.499	102.4	55.529	82.13	0.237	15:10:25.364
22 -	18.043	21.875	109.2	15.627	100.0	55.545	82.11	0.253	15:11:20.909

P7 43		Arnie SHELTON		Honda - e3 Motorsport with Shelton Racing					
IDEAL LAP TIME : 55.080		BEST LAP TIME : 55.155		DIFFERENCE : 0.075					
LAP	SECTOR 1	SECTOR 2	SECTOR 3	LAP TIME	MPH	DIFF	TIME OF DAY		
1 -		22.856	107.7	15.948	102.1	1:01.271	74.44	6.116	14:51:52.336
2 -	18.372	21.839	110.1	15.631	102.4	55.842	81.67	0.687	14:52:48.178
3 -	18.127	22.189	109.1	15.732	101.5	56.048	81.37	0.893	14:53:44.226
4 -	18.274	21.845	109.1	16.119	102.2	56.238	81.10	1.083	14:54:40.464
5 -	18.152	21.956	110.3	15.897	102.4	56.005	81.44	0.850	14:55:36.469
6 -	17.989	21.802	110.3	15.561	103.7	55.352 (2)	82.40	0.197	14:56:31.821
7 -	18.056	21.825	109.6	15.757	102.9	55.638	81.97	0.483	14:57:27.459
8 -	17.893	22.139	110.0	15.961	102.6	55.993	81.45	0.838	14:58:23.452
9 -	18.019	21.879	111.1	15.634	102.9	55.532	82.13	0.377	14:59:18.984
10 -	18.108	21.657	111.2	15.698	102.7	55.463	82.23	0.308	15:00:14.447
11 -	17.983	21.795	111.2	15.633	102.7	55.411	82.31	0.256	15:01:09.858
12 -	18.119	21.701	111.6	15.713	101.5	55.533	82.13	0.378	15:02:05.391
13 -	18.076	21.658	110.1	15.706	103.0	55.440	82.27	0.285	15:03:00.831
14 -	17.919	21.773	109.8	15.832	102.9	55.524	82.14	0.369	15:03:56.355
15 -	17.868	21.664	108.5	15.874	102.1	55.406	82.32	0.251	15:04:51.761
16 -	18.719	21.873	109.8	15.596	102.9	56.188	81.17	1.033	15:05:47.949
17 -	17.929	21.798	109.2	15.925	102.2	55.652	81.95	0.497	15:06:43.601
18 -	17.999	21.731	110.3	15.674	103.4	55.404 (3)	82.32	0.249	15:07:39.005
19 -	17.990	21.785	109.1	15.639	101.0	55.414	82.30	0.259	15:08:34.419
20 -	18.332	21.810	107.5	15.728	101.9	55.870	81.63	0.715	15:09:30.289
21 -	17.988	21.775	110.1	15.721	102.9	55.484	82.20	0.329	15:10:25.773
22 -	17.918	21.682	111.6	15.555	100.9	55.155 (1)	82.69		15:11:20.928

P8 35		Elliot LODGE		Honda - SP125 / Spike Racing					
IDEAL LAP TIME : 55.054		BEST LAP TIME : 55.175		DIFFERENCE : 0.121					
LAP	SECTOR 1	SECTOR 2	SECTOR 3	LAP TIME	MPH	DIFF	TIME OF DAY		
1 -		23.036	105.3	16.127	100.3	1:02.107	73.43	6.932	14:51:53.172

Weather / Track : Bright / Dry

Knockhill
Circuit Length = 1.2669 miles
Start: 14:50 Flag 15:10 End: 15:12

MCRCB BULLETIN TK279

2014 MCE British Superbike Championship - Round 4

2014 Motul British Motostar Championship

RACE 10 - SECTOR ANALYSIS

SECTOR 1 = FL to I1, SECTOR 2 = I1 to I2, SECTOR 3 = I2 to FL, DIFF = Difference To Personal Best Lap

2 -	18.490	22.299	109.4	15.922	100.4	56.711	80.42	1.536	14:52:49.883
3 -	18.424	22.274	105.5	15.989	98.8	56.687	80.46	1.512	14:53:46.570
4 -	18.520	22.132	107.2	15.724	99.4	56.376	80.90	1.201	14:54:42.946
5 -	18.426	22.036	107.3	15.710	99.7	56.172	81.19	0.997	14:55:39.118
6 -	18.168	21.863	107.0	15.610	99.1	55.641	81.97	0.466	14:56:34.759
7 -	18.253	21.837	106.6	15.765	99.7	55.855	81.65	0.680	14:57:30.614
8 -	18.235	21.894	106.5	15.656	100.3	55.785	81.76	0.610	14:58:26.399
9 -	18.056	22.048	107.2	15.800	98.8	55.904	81.58	0.729	14:59:22.303
10 -	18.219	21.816	107.2	15.547	100.0	55.582	82.06	0.407	15:00:17.885
11 -	18.141	21.868	107.7	15.560	100.6	55.569	82.08	0.394	15:01:13.454
12 -	18.091	21.684	106.6	15.580	99.8	55.355	82.39	0.180	15:02:08.809
13 -	18.066	21.743	107.7	15.540	100.0	55.349	82.40	0.174	15:03:04.158
14 -	18.001	21.622	107.7	15.778	100.0	55.401	82.32	0.226	15:03:59.559
15 -	18.033	21.672	107.3	15.470	101.3	55.175 (1)	82.66		15:04:54.734
16 -	18.223	21.973	108.4	15.794	99.8	55.990	81.46	0.815	15:05:50.724
17 -	18.325	22.401	106.6	15.905	100.1	56.631	80.54	1.456	15:06:47.355
18 -	17.988	21.647	107.3	15.804	101.0	55.439	82.27	0.264	15:07:42.794
19 -	18.125	21.810	107.0	15.716	100.6	55.651	81.95	0.476	15:08:38.445
20 -	18.097	22.205	108.0	15.602	101.5	55.904	81.58	0.729	15:09:34.349
21 -	18.036	21.660	107.0	15.521	99.5	55.217 (2)	82.60	0.042	15:10:29.566
22 -	17.962	21.661	107.2	15.598	99.4	55.221 (3)	82.59	0.046	15:11:24.787

P9 65 Josh OWENS		Honda - RCD Motorsport							
IDEAL LAP TIME : 55.086		BEST LAP TIME : 55.086		DIFFERENCE : 0.000					
LAP	SECTOR 1	SECTOR 2	SECTOR 3	LAP TIME	MPH	DIFF	TIME OF DAY		
1 -		23.444	101.9	16.611	101.2	1:01.839	73.75	6.753	14:51:52.904
2 -	18.260	22.364	109.8	15.817	102.1	56.441	80.81	1.355	14:52:49.345
3 -	18.057	22.028	108.0	15.626	100.6	55.711	81.87	0.625	14:53:45.056
4 -	18.033	21.838	109.4	15.873	101.2	55.744	81.82	0.658	14:54:40.800
5 -	18.159	22.098	108.0	15.718	101.2	55.975	81.48	0.889	14:55:36.775
6 -	18.138	22.120	107.8	15.614	100.9	55.872	81.63	0.786	14:56:32.647
7 -	18.041	21.874	107.2	15.695	101.2	55.610	82.01	0.524	14:57:28.257
8 -	17.988	21.981	107.2	15.720	100.4	55.689	81.90	0.603	14:58:23.946
9 -	18.098	21.944	108.7	15.682	101.5	55.724	81.85	0.638	14:59:19.670
10 -	18.085	22.061	108.0	15.637	101.0	55.783	81.76	0.697	15:00:15.453
11 -	17.999	21.964	107.7	15.600	101.3	55.563 (3)	82.08	0.477	15:01:11.016
12 -	18.026	21.912	108.2	15.533	101.6	55.471 (2)	82.22	0.385	15:02:06.487
13 -	18.116	22.054	107.3	15.717	100.9	55.887	81.61	0.801	15:03:02.374
14 -	18.001	22.040	107.8	15.917	100.3	55.958	81.50	0.872	15:03:58.332
15 -	18.205	22.116	107.0	15.695	100.9	56.016	81.42	0.930	15:04:54.348
16 -	18.251	22.211	107.5	15.661	101.6	56.123	81.26	1.037	15:05:50.471
17 -	18.396	22.230	107.3	15.582	101.2	56.208	81.14	1.122	15:06:46.679
18 -	18.073	22.059	106.8	15.621	101.2	55.753	81.80	0.667	15:07:42.432
19 -	18.073	21.968	107.3	15.636	100.7	55.677	81.92	0.591	15:08:38.109
20 -	18.211	22.217	107.3	15.709	100.0	56.137	81.24	1.051	15:09:34.246
21 -	18.295	22.012	107.8	15.606	100.7	55.913	81.57	0.827	15:10:30.159
22 -	17.910	21.672	108.9	15.504	101.0	55.086 (1)	82.79		15:11:25.245

P10 64 Asher DURHAM		Honda - SP125Racing.com							
IDEAL LAP TIME : 55.400		BEST LAP TIME : 55.623		DIFFERENCE : 0.223					
LAP	SECTOR 1	SECTOR 2	SECTOR 3	LAP TIME	MPH	DIFF	TIME OF DAY		
1 -		22.789	105.0	16.332	99.1	1:01.363	74.32	5.740	14:51:52.428
2 -	18.522	22.332	108.0	16.011	100.0	56.865	80.20	1.242	14:52:49.293
3 -	18.262	23.059	103.0	16.146	99.1	57.467	79.36	1.844	14:53:46.760
4 -	18.413	22.398	108.2	15.874	100.0	56.685	80.46	1.062	14:54:43.445
5 -	18.058	22.057	108.7	15.943	100.7	56.058	81.36	0.435	14:55:39.503
6 -	18.073	21.979	107.0	15.969	99.1	56.021	81.41	0.398	14:56:35.524
7 -	17.972	21.791	107.8	15.860	100.0	55.623 (1)	82.00		14:57:31.147
8 -	17.970	21.966	107.7	15.759	100.0	55.695 (2)	81.89	0.072	14:58:26.842
9 -	17.934	21.921	108.5	15.858	100.3	55.713 (3)	81.86	0.090	14:59:22.555
10 -	18.109	21.965	108.5	15.815	99.2	55.889	81.61	0.266	15:00:18.444
11 -	17.967	22.112	107.7	15.782	100.4	55.861	81.65	0.238	15:01:14.305
12 -	17.973	21.919	107.3	15.897	99.7	55.789	81.75	0.166	15:02:10.094

Weather / Track : Bright / Dry

Knockhill
Circuit Length = 1.2669 miles
Start: 14:50 Flag 15:10 End: 15:12

MCRCB BULLETIN TK279

2014 MCE British Superbike Championship - Round 4

2014 Motul British Motostar Championship

RACE 10 - SECTOR ANALYSIS

SECTOR 1 = FL to I1, SECTOR 2 = I1 to I2, SECTOR 3 = I2 to FL, DIFF = Difference To Personal Best Lap

13 -	17.850	21.863	106.1	16.090	99.1	55.803	81.73	0.180	15:03:05.897
14 -	18.034	22.074	106.0	16.186	98.9	56.294	81.02	0.671	15:04:02.191
15 -	18.106	22.335	105.5	16.235	99.8	56.676	80.47	1.053	15:04:58.867
16 -	18.137	22.357	105.5	16.248	99.5	56.742	80.38	1.119	15:05:55.609
17 -	18.040	22.299	106.3	16.084	99.4	56.423	80.83	0.800	15:06:52.032
18 -	18.052	22.200	106.8	16.015	99.5	56.267	81.06	0.644	15:07:48.299
19 -	18.768	22.396	106.6	15.890	101.2	57.054	79.94	1.431	15:08:45.353
20 -	18.202	22.553	105.8	16.236	99.2	56.991	80.03	1.368	15:09:42.344
21 -	18.268	22.231	105.8	16.252	98.6	56.751	80.37	1.128	15:10:39.095
22 -	18.134	22.595	105.5	16.563	97.1	57.292	79.61	1.669	15:11:36.387

P11 19 Kai JOHNSON		Nykos - Kinpac Racing							
IDEAL LAP TIME : 56.518		BEST LAP TIME : 56.571		DIFFERENCE : 0.053					
LAP	SECTOR 1	SECTOR 2	SECTOR 3	LAP TIME	MPH	DIFF	TIME OF DAY		
1 -		22.913	103.7	16.282	98.5	1:01.623	74.01	5.052	14:51:52.688
2 -	18.798	22.238	109.8	16.693	96.8	57.729	79.00	1.158	14:52:50.417
3 -	18.705	22.279	106.5	16.164	97.9	57.148	79.81	0.577	14:53:47.565
4 -	18.533	22.124	106.3	16.110	99.1	56.767 (2)	80.34	0.196	14:54:44.332
5 -	18.539	22.163	106.5	16.375	97.9	57.077	79.91	0.506	14:55:41.409
6 -	18.456	22.177	106.5	15.938	98.6	56.571 (1)	80.62		14:56:37.980
7 -	18.554	22.615	103.8	16.170	98.9	57.339	79.54	0.768	14:57:35.319
8 -	18.577	22.342	105.0	16.150	98.3	57.069	79.92	0.498	14:58:32.388
9 -	18.487	22.319	105.1	16.364	97.5	57.170	79.78	0.599	14:59:29.558
10 -	18.540	22.322	104.8	16.134	98.9	56.996	80.02	0.425	15:00:26.554
11 -	18.502	22.296	105.6	16.072	98.2	56.870 (3)	80.20	0.299	15:01:23.424
12 -	18.616	22.377	105.3	16.161	98.6	57.154	79.80	0.583	15:02:20.578
13 -	18.833	22.595	104.6	16.236	98.3	57.664	79.09	1.093	15:03:18.242
14 -	18.615	22.449	104.6	16.173	98.6	57.237	79.68	0.666	15:04:15.479
15 -	18.631	22.493	104.3	16.278	99.1	57.402	79.45	0.831	15:05:12.881
16 -	18.742	22.546	104.5	16.343	99.1	57.631	79.14	1.060	15:06:10.512
17 -	18.589	22.548	104.6	16.516	98.2	57.653	79.11	1.082	15:07:08.165
18 -	18.625	22.570	104.6	16.330	98.5	57.525	79.28	0.954	15:08:05.690
19 -	18.634	22.430	105.5	16.212	98.1	57.276	79.63	0.705	15:09:02.966
20 -	18.666	22.600	104.6	16.011	98.8	57.277	79.63	0.706	15:10:00.243
21 -	18.689	22.608	106.1	16.288	98.6	57.585	79.20	1.014	15:10:57.828

P12 13 M3 Sam BURMAN		Honda - WNT / Burman Racing							
IDEAL LAP TIME : 56.766		BEST LAP TIME : 56.879		DIFFERENCE : 0.113					
LAP	SECTOR 1	SECTOR 2	SECTOR 3	LAP TIME	MPH	DIFF	TIME OF DAY		
1 -		24.698	103.8	16.456	102.1	1:04.201	71.04	7.322	14:51:55.266
2 -	18.773	22.788	111.8	16.023	102.6	57.584	79.20	0.705	14:52:52.850
3 -	18.915	22.701	111.1	16.072	102.4	57.688	79.06	0.809	14:53:50.538
4 -	18.822	22.698	110.7	16.168	102.7	57.688	79.06	0.809	14:54:48.226
5 -	19.017	22.507	110.9	16.270	102.4	57.794	78.92	0.915	14:55:46.020
6 -	18.966	22.692	111.6	16.252	102.9	57.910	78.76	1.031	14:56:43.930
7 -	18.872	22.665	109.6	16.130	102.7	57.667	79.09	0.788	14:57:41.597
8 -	18.704	22.650	109.8	16.212	101.6	57.566	79.23	0.687	14:58:39.163
9 -	18.700	22.519	110.9	16.154	99.5	57.373	79.49	0.494	14:59:36.536
10 -	18.729	22.511	110.7	16.081	102.4	57.321 (3)	79.57	0.442	15:00:33.857
11 -	18.735	22.550	109.8	16.146	101.6	57.431	79.41	0.552	15:01:31.288
12 -	18.813	23.098	108.4	16.214	100.9	58.125	78.47	1.246	15:02:29.413
13 -	18.758	22.824	109.2	16.024	101.9	57.606	79.17	0.727	15:03:27.019
14 -	18.664	22.934	108.9	16.029	102.4	57.627	79.14	0.748	15:04:24.646
15 -	19.196	24.433	106.8	16.604	102.1	1:00.233	75.72	3.354	15:05:24.879
16 -	18.617	22.690	110.5	16.731	101.6	58.038	78.58	1.159	15:06:22.917
17 -	18.902	22.639	110.0	15.849	102.4	57.390	79.47	0.511	15:07:20.307
18 -	18.464	22.453	109.8	15.962	102.1	56.879 (1)	80.18		15:08:17.186
19 -	18.949	22.599	110.3	16.130	103.5	57.678	79.07	0.799	15:09:14.864
20 -	18.660	22.510	110.5	16.056	103.2	57.226 (2)	79.70	0.347	15:10:12.090
21 -	18.634	22.775	109.2	16.035	101.6	57.444	79.40	0.565	15:11:09.534

Weather / Track : Bright / Dry

Knockhill
 Circuit Length = 1.2669 miles
 Start: 14:50 Flag 15:10 End: 15:12

MCRCB BULLETIN TK279

2014 MCE British Superbike Championship - Round 4

2014 Motul British Motostar Championship

RACE 10 - SECTOR ANALYSIS

SECTOR 1 = FL to I1, SECTOR 2 = I1 to I2, SECTOR 3 = I2 to FL, DIFF = Difference To Personal Best Lap

P13 11		Joseph THOMAS				Honda - Moto UK Racing			
IDEAL LAP TIME : 57.113		BEST LAP TIME : 57.313		DIFFERENCE : 0.200					
LAP	SECTOR 1	SECTOR 2		SECTOR 3		LAP TIME	MPH	DIFF	TIME OF DAY
1 -		23.499	105.0	16.441	97.5	1:03.258	72.10	5.945	14:51:54.323
2 -	18.945	22.600	105.5	16.207	97.2	57.752	78.97	0.439	14:52:52.075
3 -	18.915	22.710	105.6	16.079	97.2	57.704	79.04	0.391	14:53:49.779
4 -	18.808	23.034	105.3	16.092	97.5	57.934	78.72	0.621	14:54:47.713
5 -	18.841	22.781	105.6	16.124	98.2	57.746	78.98	0.433	14:55:45.459
6 -	18.944	22.870	105.1	16.283	97.3	58.097	78.50	0.784	14:56:43.556
7 -	18.860	22.938	104.3	15.933	97.2	57.731	79.00	0.418	14:57:41.287
8 -	18.739	22.755	104.5	16.136	98.1	57.630	79.14	0.317	14:58:38.917
9 -	18.731	22.614	105.5	15.968	97.5	57.313 (1)	79.58		14:59:36.230
10 -	18.774	22.580	105.1	15.987	97.6	57.341 (2)	79.54	0.028	15:00:33.571
11 -	18.664	22.719	104.8	16.169	96.4	57.552	79.25	0.239	15:01:31.123
12 -	19.086	23.310	105.6	16.264	98.3	58.660	77.75	1.347	15:02:29.783
13 -	18.843	22.871	106.8	16.022	99.1	57.736	78.99	0.423	15:03:27.519
14 -	18.600	22.940	107.0	16.093	99.4	57.633	79.14	0.320	15:04:25.152
15 -	19.027	23.008	104.2	16.157	97.3	58.192	78.38	0.879	15:05:23.344
16 -	18.799	22.742	104.2	16.216	97.2	57.757	78.97	0.444	15:06:21.101
17 -	18.757	23.262	104.2	16.158	96.9	58.177	78.40	0.864	15:07:19.278
18 -	18.726	22.777	104.2	16.111	97.2	57.614	79.16	0.301	15:08:16.892
19 -	18.680	22.743	105.5	16.129	97.2	57.552	79.25	0.239	15:09:14.444
20 -	18.719	22.603	104.6	16.177	96.8	57.499 (3)	79.32	0.186	15:10:11.943
21 -	19.068	22.836	106.0	16.103	97.2	58.007	78.63	0.694	15:11:09.950

P14 74 M3		Joe THOMPSON				Repli-Cast - Repli-Cast UK			
IDEAL LAP TIME : 56.882		BEST LAP TIME : 57.069		DIFFERENCE : 0.187					
LAP	SECTOR 1	SECTOR 2		SECTOR 3		LAP TIME	MPH	DIFF	TIME OF DAY
1 -		23.673	104.8	16.135	101.0	1:03.767	71.52	6.698	14:51:54.832
2 -	19.073	22.670	109.4	16.022	100.9	57.765	78.95	0.696	14:52:52.597
3 -	19.016	22.549	108.9	16.032	100.6	57.597	79.19	0.528	14:53:50.194
4 -	18.913	22.759	108.5	16.145	100.9	57.817	78.88	0.748	14:54:48.011
5 -	19.044	22.472	108.2	16.298	100.7	57.814	78.89	0.745	14:55:45.825
6 -	18.920	22.745	108.9	16.438	100.0	58.103	78.50	1.034	14:56:43.928
7 -	19.201	22.680	108.9	16.387	100.6	58.268	78.27	1.199	14:57:42.196
8 -	18.902	22.721	107.3	16.131	101.2	57.754	78.97	0.685	14:58:39.950
9 -	18.808	22.574	108.5	16.276	100.6	57.658	79.10	0.589	14:59:37.608
10 -	18.777	22.387	108.4	16.093	100.4	57.257	79.66	0.188	15:00:34.865
11 -	18.725	22.312	108.4	16.171	100.7	57.208 (3)	79.72	0.139	15:01:32.073
12 -	18.898	22.871	108.2	16.492	101.2	58.261	78.28	1.192	15:02:30.334
13 -	18.758	22.897	107.7	15.930	101.3	57.585	79.20	0.516	15:03:27.919
14 -	18.732	22.683	108.2	16.073	101.9	57.488	79.34	0.419	15:04:25.407
15 -	18.997	24.262	105.8	16.561	101.8	59.820	76.24	2.751	15:05:25.227
16 -	18.806	22.669	107.5	16.385	102.1	57.860	78.83	0.791	15:06:23.087
17 -	19.386	22.541	109.6	16.195	101.6	58.122	78.47	1.053	15:07:21.209
18 -	18.647	22.478	108.7	15.944	100.4	57.069 (1)	79.92		15:08:18.278
19 -	18.769	22.529	108.9	15.923	101.3	57.221	79.71	0.152	15:09:15.499
20 -	18.738	22.411	108.2	16.049	101.2	57.198 (2)	79.74	0.129	15:10:12.697
21 -	18.753	22.685	108.4	16.039	101.3	57.477	79.35	0.408	15:11:10.174

P15 4		Louis VALLELEY				KTM - Century 21 / Cresswell Racing			
IDEAL LAP TIME : 56.982		BEST LAP TIME : 57.338		DIFFERENCE : 0.356					
LAP	SECTOR 1	SECTOR 2		SECTOR 3		LAP TIME	MPH	DIFF	TIME OF DAY
1 -		23.452	101.9	16.566	99.2	1:04.506	70.70	7.168	14:51:55.571
2 -	18.923	22.642	106.8	15.976	100.4	57.541	79.26	0.203	14:52:53.112
3 -	18.846	22.918	106.6	16.239	98.6	58.003	78.63	0.665	14:53:51.115
4 -	19.206	22.366	106.1	16.388	98.9	57.960	78.69	0.622	14:54:49.075
5 -	19.069	22.349	105.8	16.233	98.2	57.651	79.11	0.313	14:55:46.726
6 -	18.973	22.402	107.0	16.360	100.1	57.735	79.00	0.397	14:56:44.461
7 -	19.195	22.663	105.6	16.322	98.6	58.180	78.39	0.842	14:57:42.641
8 -	19.029	22.375	106.8	16.298	99.5	57.702	79.04	0.364	14:58:40.343

Weather / Track : Bright / Dry

Knockhill
Circuit Length = 1.2669 miles
Start: 14:50 Flag 15:10 End: 15:12

MCRCB BULLETIN TK279

2014 MCE British Superbike Championship - Round 4

2014 Motul British Motostar Championship

RACE 10 - SECTOR ANALYSIS

SECTOR 1 = FL to I1, SECTOR 2 = I1 to I2, SECTOR 3 = I2 to FL, DIFF = Difference To Personal Best Lap

9 -	18.823	22.331	107.8	16.316	99.8	57.470 (2)	79.36	0.132	14:59:37.813
10 -	18.917	22.356	106.0	16.065	100.0	57.338 (1)	79.54		15:00:35.151
11 -	19.012	22.361	105.8	16.547	98.1	57.920	78.74	0.582	15:01:33.071
12 -	18.902	22.590	104.6	16.399	99.1	57.891	78.78	0.553	15:02:30.962
13 -	18.949	22.483	105.0	16.333	99.7	57.765	78.95	0.427	15:03:28.727
14 -	18.880	22.395	105.5	16.239	99.7	57.514	79.30	0.176	15:04:26.241
15 -	18.796	23.507	103.5	16.267	100.1	58.570	77.87	1.232	15:05:24.811
16 -	18.919	22.829	105.8	16.244	100.6	57.992	78.65	0.654	15:06:22.803
17 -	19.465	22.574	106.1	16.252	99.2	58.291	78.24	0.953	15:07:21.094
18 -	19.353	22.210	106.5	16.155	99.4	57.718	79.02	0.380	15:08:18.812
19 -	18.967	22.413	105.3	16.112	98.9	57.492 (3)	79.33	0.154	15:09:16.304
20 -	18.878	22.567	104.2	16.254	98.9	57.699	79.05	0.361	15:10:14.003
21 -	18.924	22.715	104.0	16.211	98.8	57.850	78.84	0.512	15:11:11.853

P16	90	Greg GREENWOOD	Luyten Honda - FPW Racing						
IDEAL LAP TIME : 56.742		BEST LAP TIME : 57.089		DIFFERENCE : 0.347					
LAP	SECTOR 1	SECTOR 2	SECTOR 3	LAP TIME	MPH	DIFF	TIME OF DAY		

1 -		24.141	107.3	16.305	99.8	1:05.118	70.04	8.029	14:51:56.183
2 -	18.977	22.507	109.4	15.905	100.1	57.389	79.47	0.300	14:52:53.572
3 -	18.718	22.768	109.2	16.123	101.0	57.609	79.17	0.520	14:53:51.181
4 -	18.716	22.495	108.7	16.107	101.6	57.318	79.57	0.229	14:54:48.499
5 -	19.152	22.429	109.1	16.223	101.0	57.804	78.90	0.715	14:55:46.303
6 -	18.999	22.590	109.6	16.220	101.5	57.809	78.89	0.720	14:56:44.112
7 -	19.310	22.530	109.1	15.795	101.5	57.635	79.13	0.546	14:57:41.747
8 -	18.885	22.839	107.3	16.206	100.3	57.930	78.73	0.841	14:58:39.677
9 -	18.669	22.749	108.0	16.087	100.1	57.505	79.31	0.416	14:59:37.182
10 -	18.707	22.422	108.9	15.960	100.4	57.089 (1)	79.89		15:00:34.271
11 -	18.688	22.451	108.7	16.009	101.6	57.148 (2)	79.81	0.059	15:01:31.419
12 -	19.119	23.173	107.8	16.178	101.6	58.470	78.00	1.381	15:02:29.889
13 -	18.571	22.723	109.1	16.050	101.0	57.344	79.53	0.255	15:03:27.233
14 -	18.705	22.956	107.8	16.012	100.9	57.673	79.08	0.584	15:04:24.906
15 -	19.163	24.236	104.0	16.297	100.9	59.696	76.40	2.607	15:05:24.602
16 -	18.578	22.782	106.1	16.793	99.4	58.153	78.43	1.064	15:06:22.755
17 -	19.995	23.605	107.0	16.267	100.0	59.867	76.18	2.778	15:07:22.622
18 -	18.639	22.597	107.0	16.108	100.4	57.344	79.53	0.255	15:08:19.966
19 -	18.716	22.655	107.2	16.333	98.5	57.704	79.04	0.615	15:09:17.670
20 -	18.617	22.470	107.0	16.118	99.8	57.205	79.73	0.116	15:10:14.875
21 -	18.525	22.436	108.4	16.195	98.5	57.156 (3)	79.80	0.067	15:11:12.031

P17	7	Jamie ASHBY	Honda - JPA Racing / SP125						
IDEAL LAP TIME : 58.503		BEST LAP TIME : 58.651		DIFFERENCE : 0.148					
LAP	SECTOR 1	SECTOR 2	SECTOR 3	LAP TIME	MPH	DIFF	TIME OF DAY		

1 -		24.158	105.8	16.959	97.6	1:05.706	69.41	7.055	14:51:56.771
2 -	19.602	23.253	106.5	16.838	97.8	59.693	76.40	1.042	14:52:56.464
3 -	19.535	23.398	106.0	17.250	97.8	1:00.183	75.78	1.532	14:53:56.647
4 -	19.720	22.994	106.6	16.670	98.6	59.384	76.80	0.733	14:54:56.031
5 -	19.640	23.231	106.5	16.815	96.5	59.686	76.41	1.035	14:55:55.717
6 -	19.776	23.510	105.5	16.701	98.6	59.987	76.03	1.336	14:56:55.704
7 -	19.827	23.236	105.3	16.795	97.2	59.858	76.19	1.207	14:57:55.562
8 -	19.387	23.012	105.3	16.764	97.3	59.163	77.09	0.512	14:58:54.725
9 -	19.399	23.084	105.3	16.851	96.2	59.334	76.87	0.683	14:59:54.059
10 -	19.538	23.096	105.8	16.707	97.3	59.341	76.86	0.690	15:00:53.400
11 -	19.356	23.328	105.3	16.658	97.5	59.342	76.86	0.691	15:01:52.742
12 -	19.333	23.127	105.3	16.746	97.1	59.206	77.03	0.555	15:02:51.948
13 -	19.261	22.897	106.3	16.493	97.5	58.651 (1)	77.76		15:03:50.599
14 -	19.127	22.996	105.5	16.723	97.8	58.846	77.50	0.195	15:04:49.445
15 -	19.449	23.101	104.8	16.670	97.1	59.220	77.01	0.569	15:05:48.665
16 -	19.187	22.937	105.5	16.711	99.5	58.835 (3)	77.52	0.184	15:06:47.500
17 -	19.113	22.972	105.8	16.760	97.9	58.845	77.51	0.194	15:07:46.345
18 -	19.194	22.971	105.5	16.634	97.5	58.799 (2)	77.57	0.148	15:08:45.144
19 -	19.207	23.290	106.0	16.864	96.6	59.361	76.83	0.710	15:09:44.505
20 -	19.714	23.156	105.6	16.913	96.9	59.783	76.29	1.132	15:10:44.288
21 -	19.675	23.144	105.8	16.521	98.1	59.340	76.86	0.689	15:11:43.628

Weather / Track : Bright / Dry

Knockhill
Circuit Length = 1.2669 miles
Start: 14:50 Flag 15:10 End: 15:12

MCRCB BULLETIN TK279

2014 MCE British Superbike Championship - Round 4

2014 Motul British Motostar Championship

RACE 10 - SECTOR ANALYSIS

SECTOR 1 = FL to I1, SECTOR 2 = I1 to I2, SECTOR 3 = I2 to FL, DIFF = Difference To Personal Best Lap

P18 51 Gillian McGAW		Honda - Gillian McGaw Racing							
IDEAL LAP TIME : 58.152		BEST LAP TIME : 58.474		DIFFERENCE : 0.322					
LAP	SECTOR 1	SECTOR 2		SECTOR 3		LAP TIME	MPH	DIFF	TIME OF DAY
1 -		24.886	100.7	16.577	96.2	1:06.250	68.84	7.776	14:51:57.315
2 -	19.394	23.524	103.5	16.666	95.8	59.584	76.54	1.110	14:52:56.899
3 -	19.537	23.418	103.4	16.672	95.4	59.627	76.49	1.153	14:53:56.526
4 -	19.410	23.419	101.5	16.584	95.4	59.413	76.76	0.939	14:54:55.939
5 -	19.601	23.505	101.0	16.757	95.1	59.863	76.19	1.389	14:55:55.802
6 -	19.570	23.576	100.9	16.722	95.1	59.868	76.18	1.394	14:56:55.670
7 -	19.761	23.400	100.7	16.464	95.5	59.625	76.49	1.151	14:57:55.295
8 -	19.345	23.388	100.0	16.788	95.1	59.521	76.63	1.047	14:58:54.816
9 -	19.651	23.525	100.7	16.435	96.4	59.611	76.51	1.137	14:59:54.427
10 -	19.242	23.659	102.4	16.648	94.6	59.549	76.59	1.075	15:00:53.976
11 -	19.261	24.378	101.3	16.430	95.4	1:00.069	75.93	1.595	15:01:54.045
12 -	19.165	23.047	102.7	16.410	96.5	58.622 (3)	77.80	0.148	15:02:52.667
13 -	19.123	23.505	102.1	16.358	95.1	58.986	77.32	0.512	15:03:51.653
14 -	19.232	23.421	100.4	16.574	94.9	59.227	77.01	0.753	15:04:50.880
15 -	19.444	23.040	102.6	16.340	96.0	58.824	77.53	0.350	15:05:49.704
16 -	19.026	23.687	99.7	16.525	94.7	59.238	76.99	0.764	15:06:48.942
17 -	19.266	23.175	101.2	16.569	95.5	59.010	77.29	0.536	15:07:47.952
18 -	19.281	22.949	103.5	16.320	96.1	58.550 (2)	77.90	0.076	15:08:46.502
19 -	18.965	22.950	102.9	16.559	96.2	58.474 (1)	78.00		15:09:44.976
20 -	19.293	23.614	102.2	16.513	95.4	59.420	76.76	0.946	15:10:44.396
21 -	19.587	23.944	100.6	16.238	96.4	59.769	76.31	1.295	15:11:44.165

P19 100 Stephen CAMPBELL		Honda - Campbell Racing							
IDEAL LAP TIME : 1:00.933		BEST LAP TIME : 1:01.255		DIFFERENCE : 0.322					
LAP	SECTOR 1	SECTOR 2		SECTOR 3		LAP TIME	MPH	DIFF	TIME OF DAY
1 -		24.801	103.7	17.337	96.4	1:08.335	66.74	7.080	14:51:59.400
2 -	20.421	24.415	103.7	17.608	96.0	1:02.444	73.04	1.189	14:53:01.844
3 -	20.181	24.622	103.2	17.295	96.8	1:02.098	73.45	0.843	14:54:03.942
4 -	20.250	24.449	103.0	17.261	96.6	1:01.960	73.61	0.705	14:55:05.902
5 -	20.372	24.226	103.7	17.311	96.9	1:01.909	73.67	0.654	14:56:07.811
6 -	20.393	24.536	102.1	17.242	96.5	1:02.171	73.36	0.916	14:57:09.982
7 -	20.387	24.323	103.4	17.164	96.9	1:01.874	73.71	0.619	14:58:11.856
8 -	20.496	24.131	103.0	17.066	96.9	1:01.693	73.93	0.438	14:59:13.549
9 -	20.361	24.227	103.5	17.351	96.5	1:01.939	73.63	0.684	15:00:15.488
10 -	20.465	24.163	104.5	17.154	96.9	1:01.782	73.82	0.527	15:01:17.270
11 -	20.449	24.310	103.0	17.268	96.9	1:02.027	73.53	0.772	15:02:19.297
12 -	20.919	24.329	103.7	17.007	97.2	1:02.255	73.26	1.000	15:03:21.552
13 -	20.564	24.061	102.9	17.046	96.8	1:01.671	73.95	0.416	15:04:23.223
14 -	20.581	24.736	102.2	17.562	97.2	1:02.879	72.53	1.624	15:05:26.102
15 -	20.434	24.031	103.7	17.185	97.3	1:01.650	73.98	0.395	15:06:27.752
16 -	20.439	23.983	103.8	16.929	97.2	1:01.351 (2)	74.34	0.096	15:07:29.103
17 -	20.318	24.033	103.7	16.904	97.3	1:01.255 (1)	74.46		15:08:30.358
18 -	20.284	23.963	102.7	17.190	96.8	1:01.437	74.24	0.182	15:09:31.795
19 -	OUTLAP	24.661	102.4	17.096	97.1	1:02.157	73.38	0.902	15:10:33.952
20 -	20.199	23.848	102.9	17.383	96.6	1:01.430 (3)	74.24	0.175	15:11:35.382

P20 6 Taz TAYLOR		Luyten Honda - FPW Racing / Hookless Holidays							
IDEAL LAP TIME : 54.708		BEST LAP TIME : 54.954		DIFFERENCE : 0.246					
LAP	SECTOR 1	SECTOR 2		SECTOR 3		LAP TIME	MPH	DIFF	TIME OF DAY
1 -		22.640	105.0	15.494	102.2	59.530	76.61	4.576	14:51:50.595
2 -	17.966	21.580	110.7	15.408	102.7	54.954 (1)	82.99		14:52:45.549

Weather / Track : Bright / Dry

Knockhill
Circuit Length = 1.2669 miles
Start: 14:50 Flag 15:10 End: 15:12

MCRCB BULLETIN TK280**2014 MCE British Superbike Championship - Round 4****2014 Motul British Motostar Championship****RACE 10 - BEST SPEEDS**

POS	SECTOR 1			SECTOR 2			FINISH LINE		
	NO	NAME	MPH	NO	NAME	MPH	NO	NAME	MPH
1				66	Joe IRVING	114.7	42	James HOBSON	107.3
2				42	James HOBSON	114.1	66	Joe IRVING	107.3
3				34	Jordan WEAVING	112.9	34	Jordan WEAVING	103.8
4				13	Sam BURMAN	111.8	43	Arnie SHELTON	103.7
5				43	Arnie SHELTON	111.6	13	Sam BURMAN	103.5
6				6	Taz TAYLOR	111.1	86	Charlie NESBITT	102.9
7				86	Charlie NESBITT	110.1	6	Taz TAYLOR	102.7
8				36	Jayson URIBE	110.0	36	Jayson URIBE	102.4
9				19	Kai JOHNSON	109.8	65	Josh OWENS	102.1
10				65	Josh OWENS	109.8	74	Joe THOMPSON	102.1
11				74	Joe THOMPSON	109.6	90	Greg GREENWOOD	101.6
12				90	Greg GREENWOOD	109.6	35	Elliot LODGE	101.5
13				35	Elliot LODGE	109.4	64	Asher DURHAM	101.2
14				64	Asher DURHAM	108.7	4	Louis VALLELEY	100.6
15				4	Louis VALLELEY	107.8	12	Edward RENDELL	100.3
16				12	Edward RENDELL	107.7	7	Jamie ASHBY	99.5
17				11	Joseph THOMAS	107.0	11	Joseph THOMAS	99.4
18				7	Jamie ASHBY	106.6	19	Kai JOHNSON	99.1
19				100	Stephen CAMPBELL	104.5	100	Stephen CAMPBELL	97.3
20				51	Gillian McGAW	103.5	51	Gillian McGAW	96.5
21									
22									
23									

Weather / Track : Bright / Dry

Results can be found at www.tsl-timing.comKnockhill
Circuit Length = 1.2669 miles
Start: 14:50 Flag 15:10 End: 15:12

Printed - 15:15 Sunday, 29 June 2014

MCRCB BULLETIN TK281**2014 MCE British Superbike Championship - Round 4****2014 Motul British Motostar Championship****RACE 10 - BEST SECTORS**

SECTOR 1			SECTOR 2			SECTOR 3			IDEAL / BEST COMPARISON						
POS	NO	NAME	TIME	NO	NAME	TIME	NO	NAME	TIME	POS	NO	NAME	IDEAL	BEST	DIFF
1	66	IRVING	17.596	66	IRVING	20.996	66	IRVING	15.117						
2	34	WEAVING	17.636	34	WEAVING	21.117	34	WEAVING	15.135	1	66	IRVING	53.709	54.006	0.297
3	36	URIBE	17.728	36	URIBE	21.129	42	HOBSON	15.153	2	34	WEAVING	53.888	54.006	0.118
4	42	HOBSON	17.765	42	HOBSON	21.220	36	URIBE	15.388	3	42	HOBSON	54.138	54.172	0.034
5	12	RENDELL	17.813	6	TAYLOR	21.422	6	TAYLOR	15.408	4	36	URIBE	54.245	54.362	0.117
6	64	DURHAM	17.850	12	RENDELL	21.549	86	NESBITT	15.465	5	6	TAYLOR	54.708	54.954	0.246
7	43	SHELTON	17.868	35	LODGE	21.622	35	LODGE	15.470	6	12	RENDELL	54.960	54.960	0.000
8	6	TAYLOR	17.878	43	SHELTON	21.657	65	OWENS	15.504	7	86	NESBITT	55.041	55.292	0.251
9	86	NESBITT	17.887	65	OWENS	21.672	43	SHELTON	15.555	8	35	LODGE	55.054	55.175	0.121
10	65	OWENS	17.910	86	NESBITT	21.689	12	RENDELL	15.598	9	43	SHELTON	55.080	55.155	0.075
11	35	LODGE	17.962	64	DURHAM	21.791	64	DURHAM	15.759	10	65	OWENS	55.086	55.086	0.000
12	19	JOHNSON	18.456	19	JOHNSON	22.124	90	GREENWOOD	15.795	11	64	DURHAM	55.400	55.623	0.223
13	13	BURMAN	18.464	4	VALLELEY	22.210	13	BURMAN	15.849	12	19	JOHNSON	56.518	56.571	0.053
14	90	GREENWOOD	18.525	74	THOMPSON	22.312	74	THOMPSON	15.923	13	90	GREENWOOD	56.742	57.089	0.347
15	11	THOMAS	18.600	90	GREENWOOD	22.422	11	THOMAS	15.933	14	13	BURMAN	56.766	56.879	0.113
16	74	THOMPSON	18.647	13	BURMAN	22.453	19	JOHNSON	15.938	15	74	THOMPSON	56.882	57.069	0.187
17	4	VALLELEY	18.796	11	THOMAS	22.580	4	VALLELEY	15.976	16	4	VALLELEY	56.982	57.338	0.356
18	51	McGAW	18.965	7	ASHBY	22.897	51	McGAW	16.238	17	11	THOMAS	57.113	57.313	0.200
19	7	ASHBY	19.113	51	McGAW	22.949	7	ASHBY	16.493	18	51	McGAW	58.152	58.474	0.322
20	100	CAMPBELL	20.181	100	CAMPBELL	23.848	100	CAMPBELL	16.904	19	7	ASHBY	58.503	58.651	0.148
21										20	100	CAMPBELL	1:00.933	1:01.255	0.322
22															
23															

Weather / Track : Bright / Dry

Results can be found at www.tsl-timing.com

Knockhill

Circuit Length = 1.2669 miles

Start: 14:50 Flag 15:10 End: 15:12

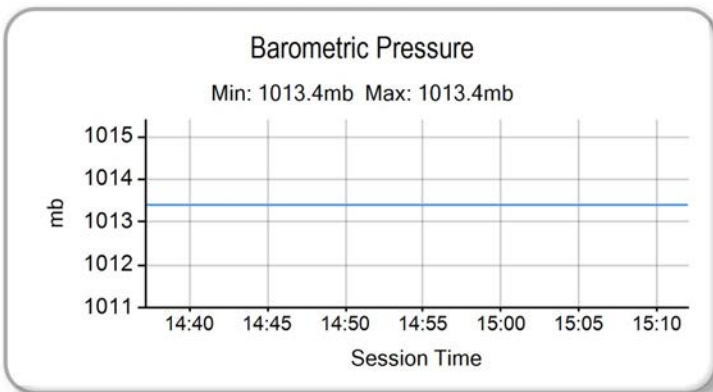
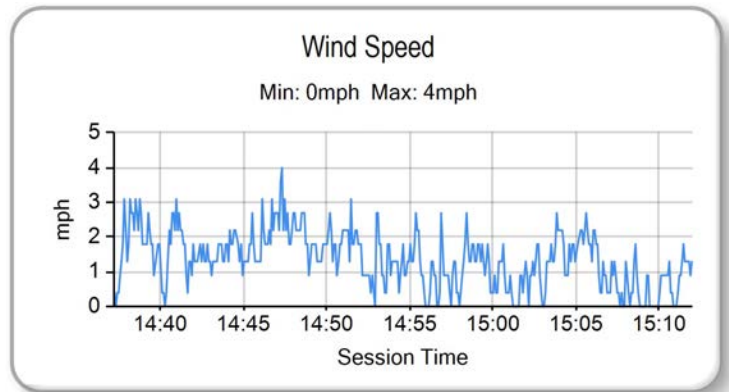
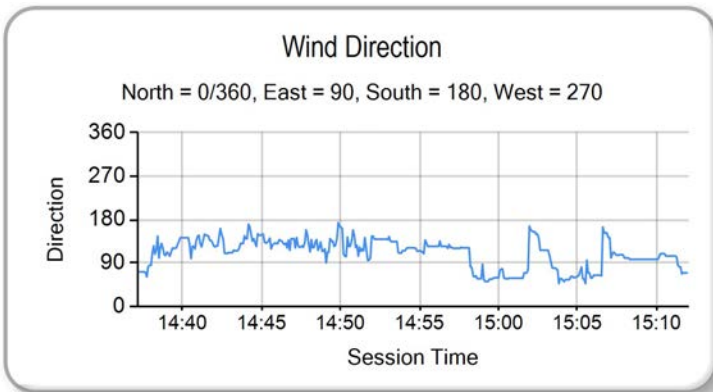
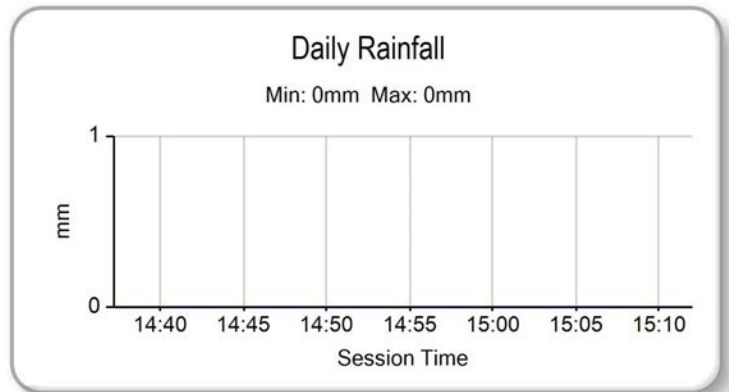
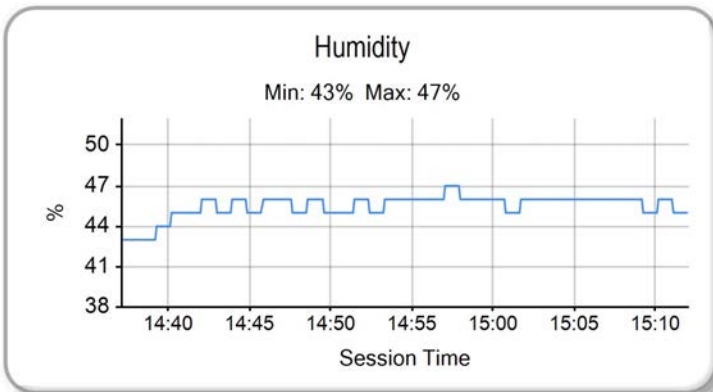
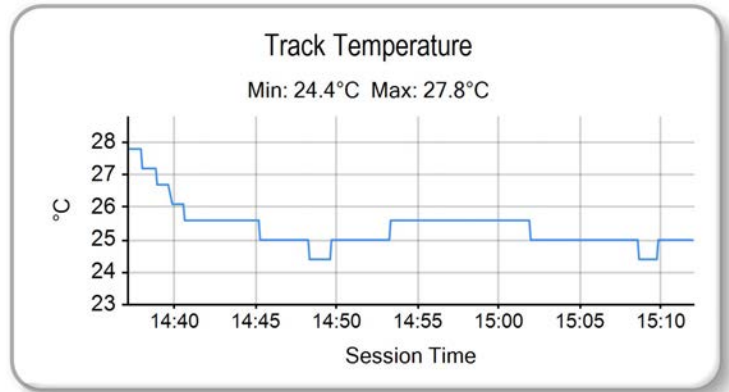
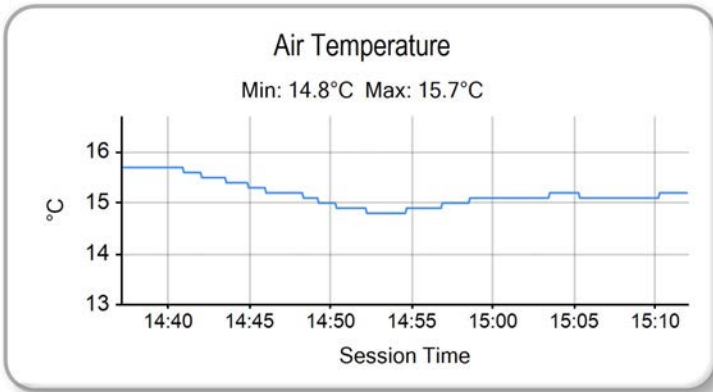
Printed - 15:15 Sunday, 29 June 2014

MCRCB BULLETIN TK282

2014 MCE British Superbike Championship - Round 4

2014 Motul British Motostar Championship

RACE 10 - WEATHER CONDITIONS



Weather / Track : Bright / Dry

Results can be found at www.tsl-timing.com

Knockhill
Circuit Length = 1.2669 miles
Start: 14:50 Flag 15:10 End: 15:12

Printed - 15:16 Sunday, 29 June 2014

MCRCB BULLETIN TK283

2014 Motul British Motostar Championship MOTO 3 POINTS AFTER ROUND 4

	TOTAL	GAP	DIFF	21st April Brands Hatch - Indy	5th May Oulton Park	15th June Snetterton	29th June Knockhill	20th July Brands Hatch - GP	3rd August Thruxton	10th August Oulton Park	25th August Cadwell Park	7th September Donington Park	21st September Assen	5th October Silverstone	19th October Brands Hatch - GP
Jordan WEAVING	90			20	25	20	25								
Joe IRVING	70	20		25		25	20								
Jayson URIBE	65	25	5	16	20	13	16								
James HOBSON	40	50	25	6	11	10	13								
Chris TAYLOR	34	56	6	10	16	8									
Charlie NESBITT	33	57	1	11		11	11								
Mike BROUWERS	30	60	3	8	13	9									
Sam BURMAN	29	61	1	5	9	5	10								
Tom BOOTH-AMOS	17	73	12	7	10										
Ernst DUBBINK	16	74	1			16									
Joe THOMPSON	15	75	1			6	9								
Daniel COSTILLA	13	77	2	13											
Georgina POLDEN	9	81	4	9											
Thomas DE VRIES	8	82	1		8										
Brian SLOOTEN	7	83	1			7									

MCRCB BULLETIN TK284

2014 Motul British Motostar Championship

125GP POINTS AFTER ROUND 4

	TOTAL	GAP	DIFF	21st April Brands Hatch - Indy	5th May Oulton Park	15th June Snetterton	29th June Knockhill	20th July Brands Hatch - GP	3rd August Thruxton	10th August Oulton Park	25th August Cadwell Park	7th September Donington Park	21st September Assen	5th October Silverstone	19th October Brands Hatch - GP
Edward RENDELL	90			20	25	20	25								
Taz TAYLOR	49	41		13	20	16									
Arnie SHELTON	49	41	0	7	11	11	20								
Bradley RAY	41	49	8	16		25									
Ryan SAXELBY	35	55	6	25	10										
Anthony ALONSO	35	55	0	9	13	13									
Asher DURHAM	31	59	4	4	6	10	11								
Josh OWENS	30	60	1	8	9		13								
Elliot LODGE	30	60	0		5	9	16								
James FLITCROFT	27	63	3	11	16										
Joseph THOMAS	20	70	7	3	8		9								
Kai JOHNSON	19	71	1	2	7		10								
Louis VALLELEY	17	73	2		3	6	8								
Greg GREENWOOD	14	76	3			7	7								
Milo WARD	11	79	3	6		5									
Alex PERSSON	10	80	1	10											
Daniel HERMANSSON	10	80	0	5	1	4									
Tasia RODINK	8	82	2			8									
Jamie ASHBY	7	83	1			1	6								
Gillian McGAW	5	85	2				5								
Mark CLAYTON	4	86	1		4										
Stephen CAMPBELL	4	86	0				4								
Jake BAYFORD	3	87	1	1		2									
Ian RAYBON	3	87	0			3									
Jon VINCENT	2	88	1		2										