



MOTOSTAR

Round 6
Thruxton

1st – 3rd August 2014



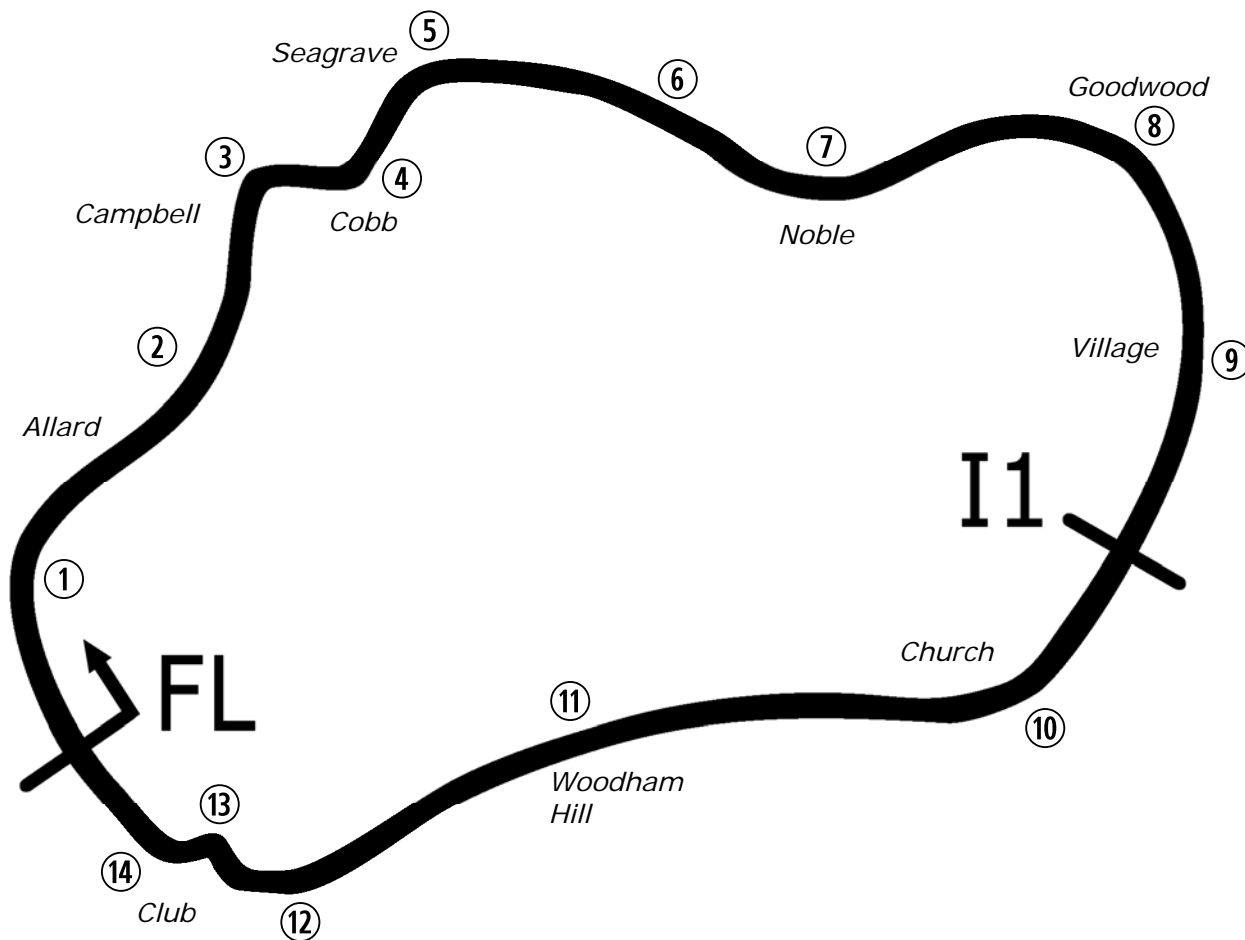
Results Provided by Timing Solutions Ltd
www.tsl-timing.com

Thruxton

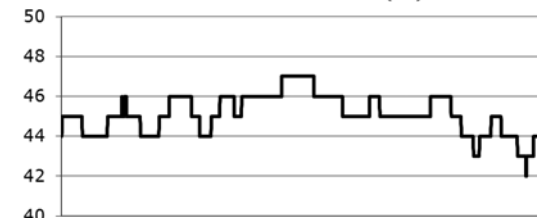


SPORTS TIMING

TIMING SOLUTIONS LTD



Circuit Altitude (m)



Length	2.3560 miles	3791.6 m	
FL		51.20766N	1.60897 W
I1	2380m	51.20983 N	1.59065 W
Pit Entry	3697m	51.20680 N	1.60788 W
Pit Exit	100m after FL	51.20844 N	1.60924 W
Pit Entry–Pit Exit 219m, 13.1s @60kph, 9.8s @80kph			

Lap Records		Best Sector Information			
		Sector 1	S1 Trap (mph)	Sector 2	F/L Trap (mph)
Superbike	1:14.890	45.869	159.4	28.285	136.4
Supersport	1:16.908	46.663	151.1	29.129	126.4
Superstock 1000	1:16.938	47.504	154.3	29.246	133.4
Superstock 600	1:19.232	48.409	145.6	30.531	123.4
Motostar	1:21.037	48.659	129.1	31.602	109.1
F1 Sidecar	1:18.935	47.792	136.4	30.966	111.1
Triumph TC	1:20.706	49.157	143.4	31.043	118.9
Ducati Cup	1:20.949	49.512	138.4	31.090	118.8



POS	NO	CL	PIC NAME	ENTRY	TIME	ON	LAPS	GAP	DIFF	MPH
1	28		1 Bradley RAY	EE125 - FAB-Racing	1:23.761	9	11			101.25
2	66	M3	1 Joe IRVING	KTM - Redline KTM	1:24.025	7	13	0.264	0.264	100.94
3	12		2 Edward RENDELL	Honda - Banks Racing	1:24.056	10	12	0.295	0.031	100.90
4	36	M3	2 Jayson URIBE	Honda - FPW Racing / RSR	1:24.308	8	13	0.547	0.252	100.60
5	86	M3	3 Charlie NESBITT	Repli-Cast - Repli-Cast UK	1:24.680	8	14	0.919	0.372	100.16
6	34	M3	4 Jordan WEAVING	KTM - Jordan Racing / Burkert	1:24.816	10	11	1.055	0.136	100.00
7	42	M3	5 James HOBSON	Honda - Two 4 Motorsport with RS Racing	1:25.085	14	14	1.324	0.269	99.68
8	35		3 Elliot LODGE	Honda - SP125 / Spike Racing	1:27.684	8	9	3.923	2.599	96.72
9	72		4 Alex PERSSON	Honda - PWR / Nordgren Racing	1:27.774	13	14	4.013	0.090	96.63
10	43		5 Arnie SHELTON	Honda - e3 Motorsport with Shelton Racing	1:28.290	10	10	4.529	0.516	96.06
11	64		6 Asher DURHAM	Honda - SP125Racing.com	1:28.632	12	13	4.871	0.342	95.69
12	127		7 Georgina POLDEN	Honda - RS Racing	1:28.872	11	12	5.111	0.240	95.43
13	25	M3	6 Mike BROUWERS	Honda - Joma / Brouwers Racing Team	1:28.877	13	13	5.116	0.005	95.43
14	79	M3	7 Chris TAYLOR	Honda - Elevator Saddles & Bridles	1:28.912	12	12	5.151	0.035	95.39
15	6		8 Taz TAYLOR	Luyten Honda - FPW Racing / Hookless Holidays	1:29.256	5	8	5.495	0.344	95.02
16	13	M3	8 Sam BURMAN	Honda - WNT / Burman Racing	1:29.917	7	13	6.156	0.661	94.32
17	47		9 Jake ARCHER	Honda - Jake Archer Racing	1:30.034	13	14	6.273	0.117	94.20
18	18		10 Paul DOBB	Honda - PDR	1:30.448	6	8	6.687	0.414	93.77
19	7		11 Jamie ASHBY	Honda - JPA Racing / SP125	1:31.739	8	11	7.978	1.291	92.45
20	74	M3	9 Joe THOMPSON	Repli-Cast - Repli-Cast UK	1:31.839	10	13	8.078	0.100	92.35

QUALIFYING LAPTIME (110.0% of 1:23.761) = 1:32.137

21	90		12 Greg GREENWOOD	Luyten Honda - FPW Racing	1:33.257	10	11	9.496	1.418	90.94
22	4		13 Louis VALLELEY	KTM - Century 21 / Cresswell Racing	1:34.046	12	12	10.285	0.789	90.18
23	100		14 Stephen CAMPBELL	Honda - Campbell Racing	1:39.442	4	4	15.681	5.396	85.29
24	44		15 Jake BAYFORD	Honda - Intek Adhesives by SGR Racing	1:40.290	3	3	16.529	0.848	84.57

Weather / Track : Cloudy / Dry

These results are provisional until the conclusion of any judicial and technical matters.

Thruxton

Circuit Length = 2.3560 miles

Start: 09:00 Flag 09:20 End: 09:21

Race Director :	Stewards :	Timekeeper :
-----------------	------------	--------------

Results can be found at www.britishsuperbike.com

Printed - 09:22 Friday, 01 August 2014



MCRCB BULLETIN TK002

2014 MCE British Superbike Championship - Round 6

2014 Motul British Motostar Championship

FREE PRACTICE 1 - SECTOR ANALYSIS

SECTOR 1 = FL to I1, SECTOR 2 = I1 to FL, DIFF = Difference To Personal Best Lap

P1 28		Bradley RAY			EE125 - FAB-Racing			
IDEAL LAP TIME : 1:23.465		BEST LAP TIME : 1:23.761			DIFFERENCE : 0.296			
LAP	SECTOR 1	SECTOR 2		LAP TIME	MPH	DIFF	TIME OF DAY	
1 -	OUTLAP	102.4	35.819	100.7				09:01:41.310
2 -	54.238	115.5	33.681	101.9	1:27.919	96.47	4.158	09:03:09.229
3 -	51.825	118.9	33.052	102.9	1:24.877 (3)	99.92	1.116	09:04:34.106
4 -	54.560	104.8	IN PIT		1:33.396 P	90.81	9.635	09:06:07.502
5 -	OUTLAP	117.1	36.472	102.6	3:58.031	35.63	2:34.270	09:10:05.533
6 -	52.034	112.5	33.466	102.2	1:25.500	99.20	1.739	09:11:31.033
7 -	52.929	120.4	32.941	102.9	1:25.870	98.77	2.109	09:12:56.903
8 -	50.767	121.1	33.122	103.4	1:23.889 (2)	101.10	0.128	09:14:20.792
9 -	51.063	118.3	32.698	102.9	1:23.761 (1)	101.25		09:15:44.553
10 -	54.990	102.2	IN PIT		1:30.984 P	93.22	7.223	09:17:15.537
11 -	OUTLAP	117.3	33.363	101.9	3:35.174	39.41	2:11.413	09:20:50.711

P2 66 M3		Joe IRVING			KTM - Redline KTM			
IDEAL LAP TIME : 1:24.025		BEST LAP TIME : 1:24.025			DIFFERENCE : 0.000			
LAP	SECTOR 1	SECTOR 2		LAP TIME	MPH	DIFF	TIME OF DAY	
1 -	OUTLAP	106.8	35.361	103.5				09:01:39.380
2 -	54.351	120.9	33.547	105.6	1:27.898	96.49	3.873	09:03:07.278
3 -	52.732	121.1	33.570	104.5	1:26.302	98.27	2.277	09:04:33.580
4 -	51.728	122.9	33.296	105.6	1:25.024	99.75	0.999	09:05:58.604
5 -	57.065	105.6	36.753	105.0	1:33.818	90.40	9.793	09:07:32.422
6 -	52.317	122.9	33.189	105.8	1:25.506	99.19	1.481	09:08:57.928
7 -	51.223	123.1	32.802	105.1	1:24.025 (1)	100.94		09:10:21.953
8 -	52.282	103.2	IN PIT		1:28.541 P	95.79	4.516	09:11:50.494
9 -	OUTLAP	122.2	33.881	104.5	3:49.617	36.93	2:25.592	09:15:40.111
10 -	51.817	122.0	32.803	105.3	1:24.620 (3)	100.23	0.595	09:17:04.731
11 -	51.377	120.2	33.122	104.8	1:24.499 (2)	100.37	0.474	09:18:29.230
12 -	52.736	120.9	33.271	105.6	1:26.007	98.61	1.982	09:19:55.237
13 -	52.573	110.9	34.609	105.0	1:27.182	97.28	3.157	09:21:22.419

P3 12		Edward RENDELL			Honda - Banks Racing			
IDEAL LAP TIME : 1:24.056		BEST LAP TIME : 1:24.056			DIFFERENCE : 0.000			
LAP	SECTOR 1	SECTOR 2		LAP TIME	MPH	DIFF	TIME OF DAY	
1 -	OUTLAP	102.1	37.058	91.5				09:02:35.667
2 -	55.581	104.3	36.097	94.7	1:31.678	92.51	7.622	09:04:07.345
3 -	55.034	103.0	35.931	93.8	1:30.965	93.24	6.909	09:05:38.310
4 -	54.936	100.3	36.045	92.0	1:30.981	93.22	6.925	09:07:09.291
5 -	54.294	108.4	34.592	97.5	1:28.886	95.42	4.830	09:08:38.177
6 -	52.445	114.1	34.116	97.9	1:26.561	97.98	2.505	09:10:04.738
7 -	52.060	117.3	33.288	97.8	1:25.348 (3)	99.37	1.292	09:11:30.086
8 -	52.167	115.7	33.916	98.1	1:26.083	98.52	2.027	09:12:56.169
9 -	51.709	117.9	33.558	98.5	1:25.267 (2)	99.47	1.211	09:14:21.436
10 -	50.920	115.1	33.136	99.4	1:24.056 (1)	100.90		09:15:45.492
11 -	51.780	112.7	33.737	94.3	1:25.517	99.18	1.461	09:17:11.009
12 -	51.979	112.9	IN PIT		1:24.470 P	100.40	0.414	09:18:35.479

P4 36 M3		Jayson URIBE			Honda - FPW Racing / RSR			
IDEAL LAP TIME : 1:24.213		BEST LAP TIME : 1:24.308			DIFFERENCE : 0.095			
LAP	SECTOR 1	SECTOR 2		LAP TIME	MPH	DIFF	TIME OF DAY	
1 -	OUTLAP	118.7	36.274	100.9				09:01:42.466
2 -	55.305	118.7	34.513	100.0	1:29.818	94.43	5.510	09:03:12.284
3 -	53.531	119.1	33.707	101.0	1:27.238	97.22	2.930	09:04:39.522
4 -	52.078	120.0	33.695	101.9	1:25.773	98.88	1.465	09:06:05.295
5 -	52.043	119.6	33.684	96.5	1:25.727	98.93	1.419	09:07:31.022
6 -	52.909	117.3	33.708	99.8	1:26.617	97.92	2.309	09:08:57.639
7 -	51.927	118.7	33.310	101.0	1:25.237	99.50	0.929	09:10:22.876
8 -	50.982	119.1	33.326	101.3	1:24.308 (1)	100.60		09:11:47.184
9 -	52.013	117.7	IN PIT		1:28.044 P	96.33	3.736	09:13:15.228

Weather / Track : Cloudy / Dry

Thruxton

Circuit Length = 2.3560 miles

Start: 09:00 Flag 09:20 End: 09:21

MCRCB BULLETIN TK002

2014 MCE British Superbike Championship - Round 6

2014 Motul British Motostar Championship

FREE PRACTICE 1 - SECTOR ANALYSIS

SECTOR 1 = FL to I1, SECTOR 2 = I1 to FL, DIFF = Difference To Personal Best Lap

10 -	OUTLAP	107.2	36.179	91.9	3:00.198	47.06	1:35.890	09:16:15.426
11 -	57.345	109.1	35.001	102.4	1:32.346	91.84	8.038	09:17:47.772
12 -	51.389	118.1	33.305	101.0	1:24.694 (2)	100.14	0.386	09:19:12.466
13 -	51.899	118.9	33.231	102.4	1:25.130 (3)	99.63	0.822	09:20:37.596

P5 86 M3 Charlie NESBITT				Repli-Cast - Repli-Cast UK				
IDEAL LAP TIME : 1:24.580		BEST LAP TIME : 1:24.680		DIFFERENCE : 0.100				
LAP	SECTOR 1	SECTOR 2		LAP TIME	MPH	DIFF	TIME OF DAY	
1 -	OUTLAP	114.3	35.910	99.4			09:01:41.167	
2 -	54.575	117.9	34.188	100.4	1:28.763	95.55	4.083	09:03:09.930
3 -	53.393	117.9	34.140	99.2	1:27.533	96.89	2.853	09:04:37.463
4 -	52.788	118.7	33.725	100.3	1:26.513	98.03	1.833	09:06:03.976
5 -	52.942	117.9	34.367	100.1	1:27.309	97.14	2.629	09:07:31.285
6 -	52.651	117.1	34.410	100.1	1:27.061	97.42	2.381	09:08:58.346
7 -	51.892	117.9	33.233	100.1	1:25.125 (3)	99.63	0.445	09:10:23.471
8 -	51.347	118.7	33.333	100.1	1:24.680 (1)	100.16		09:11:48.151
9 -	51.501	118.9	33.344	101.0	1:24.845 (2)	99.96	0.165	09:13:12.996
10 -	51.718	118.5	33.962	100.7	1:25.680	98.99	1.000	09:14:38.676
11 -	52.271	116.3	34.364	99.7	1:26.635	97.90	1.955	09:16:05.311
12 -	51.992	118.9	34.805	99.8	1:26.797	97.71	2.117	09:17:32.108
13 -	52.193	117.9	33.952	100.1	1:26.145	98.45	1.465	09:18:58.253
14 -	51.574	120.0	34.069	100.6	1:25.643	99.03	0.963	09:20:23.896

P6 34 M3 Jordan WEAVING				KTM - Jordan Racing / Burkert				
IDEAL LAP TIME : 1:24.727		BEST LAP TIME : 1:24.816		DIFFERENCE : 0.089				
LAP	SECTOR 1	SECTOR 2		LAP TIME	MPH	DIFF	TIME OF DAY	
1 -	OUTLAP	107.3	36.547	97.1			09:02:43.547	
2 -	54.787	114.5	34.611	100.1	1:29.398	94.87	4.582	09:04:12.945
3 -	53.313	112.5	33.932	101.0	1:27.245	97.21	2.429	09:05:40.190
4 -	52.678	110.0	34.807	96.2	1:27.485	96.94	2.669	09:07:07.675
5 -	55.791	102.9	35.102	101.0	1:30.893	93.31	6.077	09:08:38.568
6 -	52.724	119.4	33.630	101.6	1:26.354	98.21	1.538	09:10:04.922
7 -	51.596	119.4	IN PIT		1:25.517 P	99.18	0.701	09:11:30.439
8 -	OUTLAP	109.4	35.788	95.5	4:50.670	29.17	3:25.854	09:16:21.109
9 -	52.330	119.4	34.007	101.3	1:26.337 (3)	98.23	1.521	09:17:47.446
10 -	51.525	117.3	33.291	101.8	1:24.816 (1)	100.00		09:19:12.262
11 -	51.436	118.5	33.439	102.1	1:24.875 (2)	99.93	0.059	09:20:37.137

P7 42 M3 James HOBSON				Honda - Two 4 Motorsport with RS Racing				
IDEAL LAP TIME : 1:25.085		BEST LAP TIME : 1:25.085		DIFFERENCE : 0.000				
LAP	SECTOR 1	SECTOR 2		LAP TIME	MPH	DIFF	TIME OF DAY	
1 -	OUTLAP	117.9	36.696	100.7			09:01:45.705	
2 -	57.629	122.0	35.040	104.5	1:32.669	91.52	7.584	09:03:18.374
3 -	55.540	120.9	34.260	104.8	1:29.800	94.45	4.715	09:04:48.174
4 -	52.927	122.9	33.777	105.0	1:26.704	97.82	1.619	09:06:14.878
5 -	53.904	121.7	33.898	103.5	1:27.802	96.59	2.717	09:07:42.680
6 -	53.434	122.2	34.271	104.2	1:27.705	96.70	2.620	09:09:10.385
7 -	52.806	121.1	33.989	103.8	1:26.795	97.72	1.710	09:10:37.180
8 -	52.370	122.0	33.895	104.3	1:26.265	98.32	1.180	09:12:03.445
9 -	52.030	120.6	33.743	104.6	1:25.773	98.88	0.688	09:13:29.218
10 -	53.245	114.9	36.049	103.5	1:29.294	94.98	4.209	09:14:58.512
11 -	51.943	121.1	33.723	104.8	1:25.666 (3)	99.00	0.581	09:16:24.178
12 -	52.430	120.6	34.109	104.5	1:26.539	98.00	1.454	09:17:50.717
13 -	51.640	122.4	33.564	105.3	1:25.204 (2)	99.54	0.119	09:19:15.921
14 -	51.630	122.4	33.455	105.3	1:25.085 (1)	99.68		09:20:41.006

P8 35 Elliot LODGE				Honda - SP125 / Spike Racing			
IDEAL LAP TIME : 1:27.386		BEST LAP TIME : 1:27.684		DIFFERENCE : 0.298			
LAP	SECTOR 1	SECTOR 2		LAP TIME	MPH	DIFF	TIME OF DAY
1 -	OUTLAP	112.0	37.025	94.7			09:03:16.256

Weather / Track : Cloudy / Dry

Thruxton
Circuit Length = 2.3560 miles
Start: 09:00 Flag 09:20 End: 09:21

MCRCB BULLETIN TK002

2014 MCE British Superbike Championship - Round 6

2014 Motul British Motostar Championship

FREE PRACTICE 1 - SECTOR ANALYSIS

SECTOR 1 = FL to I1, SECTOR 2 = I1 to FL, DIFF = Difference To Personal Best Lap

2 -	56.470	111.6	36.269	95.4	1:32.739	91.45	5.055	09:04:48.995
3 -	54.913	111.4	IN PIT		1:30.672	P 93.54	2.988	09:06:19.667
4 -	OUTLAP	112.9	35.424	96.2	4:10.492	33.85	2:42.808	09:10:30.159
5 -	53.941	111.8	IN PIT		1:28.027	P 96.35	0.343	09:11:58.186
6 -	OUTLAP	109.8	34.802	97.8	4:01.336	35.14	2:33.652	09:15:59.522
7 -	53.313	115.5	34.694	96.6	1:28.007	(3) 96.37	0.323	09:17:27.529
8 -	52.692	115.1	34.992	98.5	1:27.684	(1) 96.72		09:18:55.213
9 -	53.100	114.1	34.830	98.3	1:27.930	(2) 96.45	0.246	09:20:23.143

P9 72 Alex PERSSON		Honda - PWR / Nordgren Racing						
IDEAL LAP TIME : 1:27.682		BEST LAP TIME : 1:27.774		DIFFERENCE : 0.092				
LAP	SECTOR 1	SECTOR 2	LAP TIME	MPH	DIFF	TIME OF DAY		
1 -	OUTLAP	113.5	38.809	97.9		09:01:45.828		
2 -	58.589	117.5	36.962	98.5	1:35.551	88.76 7.777 09:03:21.379		
3 -	1:04.895	101.5	37.581	100.0	1:42.476	82.76 14.702 09:05:03.855		
4 -	55.330	117.9	37.434	100.3	1:32.764	91.43 4.990 09:06:36.619		
5 -	56.100	115.1	36.152	101.2	1:32.252	91.93 4.478 09:08:08.871		
6 -	56.246	117.7	35.693	100.9	1:31.939	92.25 4.165 09:09:40.810		
7 -	54.415	118.1	35.315	100.6	1:29.730	94.52 1.956 09:11:10.540		
8 -	54.087	117.1	35.476	100.9	1:29.563	94.69 1.789 09:12:40.103		
9 -	53.701	116.3	35.461	100.9	1:29.162	95.12 1.388 09:14:09.265		
10 -	53.553	117.3	35.143	101.0	1:28.696	95.62 0.922 09:15:37.961		
11 -	53.258	117.5	34.765	101.9	1:28.023	96.35 0.249 09:17:05.984		
12 -	52.994	118.9	34.916	103.0	1:27.910	(2) 96.48 0.136 09:18:33.894		
13 -	53.086	117.7	34.688	101.5	1:27.774	(1) 96.63 09:20:01.668		
14 -	53.075	117.3	34.878	101.8	1:27.953	(3) 96.43 0.179 09:21:29.621		

P10 43 Arnie SHELTON		Honda - e3 Motorsport with Shelton Racing						
IDEAL LAP TIME : 1:28.290		BEST LAP TIME : 1:28.290		DIFFERENCE : 0.000				
LAP	SECTOR 1	SECTOR 2	LAP TIME	MPH	DIFF	TIME OF DAY		
1 -	OUTLAP	107.5	38.654	91.8		09:03:14.439		
2 -	59.726	110.0	37.159	97.1	1:36.885	87.54 8.595 09:04:51.324		
3 -	56.879	112.7	35.907	97.5	1:32.786	91.41 4.496 09:06:24.110		
4 -	56.172	111.6	35.952	96.8	1:32.124	92.06 3.834 09:07:56.234		
5 -	56.286	111.8	35.218	97.6	1:31.504	92.69 3.214 09:09:27.738		
6 -	54.832	113.7	35.692	97.5	1:30.524	(3) 93.69 2.234 09:10:58.262		
7 -	55.101	111.4	IN PIT		1:29.600	P 94.66 1.310 09:12:27.862		
8 -	OUTLAP	110.7	35.943	96.8	5:13.122	27.08 3:44.832 09:17:40.984		
9 -	54.934	114.7	34.743	97.9	1:29.677	(2) 94.57 1.387 09:19:10.661		
10 -	53.991	117.9	34.299	99.5	1:28.290	(1) 96.06 09:20:38.951		

P11 64 Asher DURHAM		Honda - SP125Racing.com						
IDEAL LAP TIME : 1:28.429		BEST LAP TIME : 1:28.632		DIFFERENCE : 0.203				
LAP	SECTOR 1	SECTOR 2	LAP TIME	MPH	DIFF	TIME OF DAY		
1 -	OUTLAP	105.8	39.351	96.6		09:01:52.532		
2 -	58.163	115.3	36.667	97.1	1:34.830	89.44 6.198 09:03:27.362		
3 -	56.727	113.7	36.864	96.8	1:33.591	90.62 4.959 09:05:00.953		
4 -	56.124	115.7	36.196	97.8	1:32.320	91.87 3.688 09:06:33.273		
5 -	55.806	115.7	36.415	97.2	1:32.221	91.97 3.589 09:08:05.494		
6 -	57.110	114.1	36.482	96.9	1:33.592	90.62 4.960 09:09:39.086		
7 -	55.666	114.7	36.334	98.3	1:32.000	92.19 3.368 09:11:11.086		
8 -	54.300	116.5	35.367	98.5	1:29.667	94.59 1.035 09:12:40.753		
9 -	54.135	116.1	35.469	99.2	1:29.604	94.65 0.972 09:14:10.357		
10 -	54.408	115.1	35.456	98.6	1:29.864	94.38 1.232 09:15:40.221		
11 -	53.964	115.7	35.277	99.4	1:29.241	(3) 95.04 0.609 09:17:09.462		
12 -	54.065	115.1	34.567	99.4	1:28.632	(1) 95.69 09:18:38.094		
13 -	53.862	116.9	34.974	100.1	1:28.836	(2) 95.47 0.204 09:20:06.930		

Weather / Track : Cloudy / Dry

Thruxton
Circuit Length = 2.3560 miles
Start: 09:00 Flag 09:20 End: 09:21

MCRCB BULLETIN TK002

2014 MCE British Superbike Championship - Round 6

2014 Motul British Motostar Championship

FREE PRACTICE 1 - SECTOR ANALYSIS

SECTOR 1 = FL to I1, SECTOR 2 = I1 to FL, DIFF = Difference To Personal Best Lap

P12 127		Georgina POLDEN			Honda - RS Racing			
IDEAL LAP TIME : 1:28.703		BEST LAP TIME : 1:28.872		DIFFERENCE : 0.169				
LAP	SECTOR 1	SECTOR 2		LAP TIME	MPH	DIFF	TIME OF DAY	
1 -		107.3	39.046	99.4			09:01:45.622	
2 -	59.850	116.7	38.136	99.2	1:37.986	86.55	9.114	09:03:23.608
3 -	58.071	116.7	39.916	101.5	1:37.987	86.55	9.115	09:05:01.595
4 -	56.635	118.7	IN PIT		1:35.035 P	89.24	6.163	09:06:36.630
5 -	OUTLAP	117.9	36.543	100.7	3:22.353	41.91	1:53.481	09:09:58.983
6 -	54.786	119.4	35.849	101.2	1:30.635	93.57	1.763	09:11:29.618
7 -	55.060	121.5	35.160	102.2	1:30.220	94.01	1.348	09:12:59.838
8 -	54.896	115.9	36.172	102.1	1:31.068	93.13	2.196	09:14:30.906
9 -	54.546	118.3	36.002	102.2	1:30.548	93.66	1.676	09:16:01.454
10 -	53.795	119.6	35.667	101.9	1:29.462 (2)	94.80	0.590	09:17:30.916
11 -	53.964	118.1	34.908	103.4	1:28.872 (1)	95.43		09:18:59.788
12 -	54.099	115.9	36.060	102.2	1:30.159 (3)	94.07	1.287	09:20:29.947

P13 25 M3		Mike BROUWERS			Honda - Joma / Brouwers Racing Team			
IDEAL LAP TIME : 1:28.513		BEST LAP TIME : 1:28.877		DIFFERENCE : 0.364				
LAP	SECTOR 1	SECTOR 2		LAP TIME	MPH	DIFF	TIME OF DAY	
1 -	OUTLAP	100.3	42.608	92.9			09:01:58.588	
2 -	1:01.113	99.8	41.163	92.9	1:42.276	82.92	13.399	09:03:40.864
3 -	58.763	109.4	37.831	94.1	1:36.594	87.80	7.717	09:05:17.458
4 -	56.819	112.7	37.426	94.6	1:34.245	89.99	5.368	09:06:51.703
5 -	56.738	108.0	37.164	95.3	1:33.902	90.32	5.025	09:08:25.605
6 -	55.767	112.2	36.579	94.2	1:32.346	91.84	3.469	09:09:57.951
7 -	55.114	114.1	36.853	95.8	1:31.967	92.22	3.090	09:11:29.918
8 -	55.552	114.7	35.259	96.5	1:30.811	93.39	1.934	09:13:00.729
9 -	54.986	113.9	35.507	96.5	1:30.493	93.72	1.616	09:14:31.222
10 -	54.621	115.7	34.906	96.5	1:29.527 (3)	94.73	0.650	09:16:00.749
11 -	55.851	101.2	37.028	96.2	1:32.879	91.31	4.002	09:17:33.628
12 -	53.770	113.7	35.187	97.2	1:28.957 (2)	95.34	0.080	09:19:02.585
13 -	53.607	114.3	35.270	97.1	1:28.877 (1)	95.43		09:20:31.462

P14 79 M3		Chris TAYLOR			Honda - Elevator Saddles & Bridles			
IDEAL LAP TIME : 1:28.912		BEST LAP TIME : 1:28.912		DIFFERENCE : 0.000				
LAP	SECTOR 1	SECTOR 2		LAP TIME	MPH	DIFF	TIME OF DAY	
1 -	OUTLAP	104.6	42.158	91.1			09:01:55.220	
2 -	1:03.845	98.1	38.821	98.3	1:42.666	82.61	13.754	09:03:37.886
3 -	59.519	111.8	37.044	97.9	1:36.563	87.83	7.651	09:05:14.449
4 -	57.950	113.5	IN PIT		1:38.968 P	85.70	10.056	09:06:53.417
5 -	OUTLAP	114.5	37.532	96.8	2:53.981	48.75	1:25.069	09:09:47.398
6 -	56.585	113.1	36.784	99.4	1:33.369	90.83	4.457	09:11:20.767
7 -	55.391	113.9	35.970	100.3	1:31.361	92.83	2.449	09:12:52.128
8 -	54.793	115.3	36.063	99.7	1:30.856 (3)	93.35	1.944	09:14:22.984
9 -	54.066	118.3	35.391	100.1	1:29.457 (2)	94.81	0.545	09:15:52.441
10 -	55.842	118.1	36.409	98.5	1:32.251	91.94	3.339	09:17:24.692
11 -	55.369	113.3	35.938	101.6	1:31.307	92.89	2.395	09:18:55.999
12 -	53.735	118.3	35.177	100.4	1:28.912 (1)	95.39		09:20:24.911

P15 6		Taz TAYLOR			Luyten Honda - FPW Racing / Hookless Holidays			
IDEAL LAP TIME : 1:28.622		BEST LAP TIME : 1:29.256		DIFFERENCE : 0.634				
LAP	SECTOR 1	SECTOR 2		LAP TIME	MPH	DIFF	TIME OF DAY	
1 -	OUTLAP	80.3	45.486	84.3			09:05:21.913	
2 -	1:03.701	100.1	41.293	90.9	1:44.994	80.78	15.738	09:07:06.907
3 -	1:03.144	105.6	39.013	96.8	1:42.157	83.02	12.901	09:08:49.064
4 -	58.636	113.9	36.351	101.5	1:34.987	89.29	5.731	09:10:24.051
5 -	54.363	116.9	34.893	100.7	1:29.256 (1)	95.02		09:11:53.307
6 -	54.225	118.3	35.186	101.6	1:29.411 (2)	94.86	0.155	09:13:22.718
7 -	54.552	116.9	34.970	100.6	1:29.522 (3)	94.74	0.266	09:14:52.240
8 -	53.729	118.1	IN PIT		1:30.740 P	93.47	1.484	09:16:22.980

Weather / Track : Cloudy / Dry

Thruxton
Circuit Length = 2.3560 miles
Start: 09:00 Flag 09:20 End: 09:21

MCRCB BULLETIN TK002

2014 MCE British Superbike Championship - Round 6

2014 Motul British Motostar Championship

FREE PRACTICE 1 - SECTOR ANALYSIS

SECTOR 1 = FL to I1, SECTOR 2 = I1 to FL, DIFF = Difference To Personal Best Lap

P16 13 M3 Sam BURMAN					Honda - WNT / Burman Racing			
IDEAL LAP TIME : 1:29.486		BEST LAP TIME : 1:29.917		DIFFERENCE : 0.431				
LAP	SECTOR 1		SECTOR 2		LAP TIME	MPH	DIFF	TIME OF DAY
1 -		107.0	37.510	101.2				09:01:43.312
2 -	57.526	118.1	35.886	101.8	1:33.412	90.79	3.495	09:03:16.724
3 -	57.587	109.1	36.048	101.0	1:33.635	90.58	3.718	09:04:50.359
4 -	55.433	119.1	35.476	100.3	1:30.909	93.29	0.992	09:06:21.268
5 -	56.063	112.4	35.790	101.0	1:31.853	92.33	1.936	09:07:53.121
6 -	55.068	118.1	35.565	100.9	1:30.633	93.58	0.716	09:09:23.754
7 -	54.622	117.1	35.295	101.2	1:29.917 (1)	94.32		09:10:53.671
8 -	55.004	116.7	35.872	100.7	1:30.876	93.33	0.959	09:12:24.547
9 -	55.348	116.7	35.471	100.6	1:30.819	93.39	0.902	09:13:55.366
10 -	54.829	116.9	35.312	101.5	1:30.141 (3)	94.09	0.224	09:15:25.507
11 -	58.848	113.1	36.034	100.9	1:34.882	89.39	4.965	09:17:00.389
12 -	57.624	116.5	35.514	101.2	1:33.138	91.06	3.221	09:18:33.527
13 -	55.111	117.3	34.864	102.1	1:29.975 (2)	94.26	0.058	09:20:03.502

P17 47 Jake ARCHER					Honda - Jake Archer Racing			
IDEAL LAP TIME : 1:29.813		BEST LAP TIME : 1:30.034		DIFFERENCE : 0.221				
LAP	SECTOR 1		SECTOR 2		LAP TIME	MPH	DIFF	TIME OF DAY
1 -		110.7	37.966	97.8				09:01:41.750
2 -	57.182	114.5	36.765	96.5	1:33.947	90.28	3.913	09:03:15.697
3 -	56.764	113.9	36.758	96.4	1:33.522	90.69	3.488	09:04:49.219
4 -	55.087	115.1	35.279	97.1	1:30.366 (2)	93.85	0.332	09:06:19.585
5 -	55.350	112.5	36.153	96.5	1:31.503	92.69	1.469	09:07:51.088
6 -	55.795	111.4	36.027	96.8	1:31.822	92.37	1.788	09:09:22.910
7 -	54.959	111.4	36.212	97.6	1:31.171	93.02	1.137	09:10:54.081
8 -	55.092	112.0	35.913	97.5	1:31.005	93.19	0.971	09:12:25.086
9 -	55.548	111.8	35.809	97.5	1:31.357	92.84	1.323	09:13:56.443
10 -	54.841	112.7	36.088	97.1	1:30.929	93.27	0.895	09:15:27.372
11 -	54.824	110.3	35.823	97.6	1:30.647 (3)	93.56	0.613	09:16:58.019
12 -	55.122	110.9	36.258	97.2	1:31.380	92.81	1.346	09:18:29.399
13 -	54.534	112.5	35.500	96.2	1:30.034 (1)	94.20		09:19:59.433
14 -	54.929	110.1	35.930	98.6	1:30.859	93.34	0.825	09:21:30.292

P18 18 Paul DOBB					Honda - PDR			
IDEAL LAP TIME : 1:29.812		BEST LAP TIME : 1:30.448		DIFFERENCE : 0.636				
LAP	SECTOR 1		SECTOR 2		LAP TIME	MPH	DIFF	TIME OF DAY
1 -	OUTLAP	108.5	38.134	93.7				09:10:10.374
2 -	57.172	110.5	37.818	94.2	1:34.990	89.28	4.542	09:11:45.364
3 -	55.877	113.5	37.277	94.5	1:33.154	91.04	2.706	09:13:18.518
4 -	55.684	112.0	37.140	94.7	1:32.824	91.37	2.376	09:14:51.342
5 -	55.031	114.3	35.518	95.4	1:30.549 (2)	93.66	0.101	09:16:21.891
6 -	54.808	112.7	35.640	95.7	1:30.448 (1)	93.77		09:17:52.339
7 -	54.294	114.1	37.150	93.4	1:31.444 (3)	92.75	0.996	09:19:23.783
8 -	57.345	112.0	36.766	95.4	1:34.111	90.12	3.663	09:20:57.894

P19 7 Jamie ASHBY					Honda - JPA Racing / SP125			
IDEAL LAP TIME : 1:31.739		BEST LAP TIME : 1:31.739		DIFFERENCE : 0.000				
LAP	SECTOR 1		SECTOR 2		LAP TIME	MPH	DIFF	TIME OF DAY
1 -	OUTLAP	114.5	39.763	95.8				09:03:24.706
2 -	59.762	115.7	38.307	96.9	1:38.069	86.48	6.330	09:05:02.775
3 -	57.331	116.7	37.234	96.8	1:34.565	89.69	2.826	09:06:37.340
4 -	56.982	115.7	36.946	97.5	1:33.928	90.29	2.189	09:08:11.268
5 -	56.034	116.1	IN PIT		1:32.107 P	92.08	0.368	09:09:43.375
6 -	OUTLAP	113.7	37.714	97.1	3:39.107	38.70	2:07.368	09:13:22.482
7 -	56.353	114.5	36.873	97.9	1:33.226 (3)	90.97	1.487	09:14:55.708
8 -	55.589	114.5	36.150	97.9	1:31.739 (1)	92.45		09:16:27.447
9 -	56.343	113.5	37.098	97.1	1:33.441	90.76	1.702	09:18:00.888

Weather / Track : Cloudy / Dry

Thruxton

Circuit Length = 2.3560 miles

Start: 09:00 Flag 09:20 End: 09:21

MCRCB BULLETIN TK002

2014 MCE British Superbike Championship - Round 6

2014 Motul British Motostar Championship

FREE PRACTICE 1 - SECTOR ANALYSIS

SECTOR 1 = FL to I1, SECTOR 2 = I1 to FL, DIFF = Difference To Personal Best Lap

10 -	56.175	112.5	37.063	97.3	1:33.238	90.96	1.499	09:19:34.126
11 -	55.594	113.5	36.713	97.9	1:32.307 (2)	91.88	0.568	09:21:06.433

P20		74 M3		Joe THOMPSON		Repli-Cast - Repli-Cast UK		
IDEAL LAP TIME : 1:31.804		BEST LAP TIME : 1:31.839		DIFFERENCE : 0.035				
LAP	SECTOR 1	SECTOR 2		LAP TIME	MPH	DIFF	TIME OF DAY	
1 -	OUTLAP	111.8	39.263	97.6				09:01:48.314
2 -	59.665	112.9	37.382	97.6	1:37.047	87.39	5.208	09:03:25.361
3 -	58.310	114.7	38.160	98.6	1:36.470	87.91	4.631	09:05:01.831
4 -	56.961	114.5	36.668	99.1	1:33.629	90.58	1.790	09:06:35.460
5 -	57.001	115.1	36.299	99.4	1:33.300	90.90	1.461	09:08:08.760
6 -	57.232	114.3	35.932	99.8	1:33.164	91.03	1.325	09:09:41.924
7 -	56.451	115.1	36.382	98.6	1:32.833	91.36	0.994	09:11:14.757
8 -	55.959	112.9	36.887	99.1	1:32.846	91.35	1.007	09:12:47.603
9 -	56.343	113.7	36.343	98.5	1:32.686 (3)	91.50	0.847	09:14:20.289
10 -	55.876	113.7	35.963	98.3	1:31.839 (1)	92.35		09:15:52.128
11 -	58.129	100.6	IN PIT		1:38.927 P	85.73	7.088	09:17:31.055
12 -	OUTLAP	112.9	36.239	98.9	2:20.453	60.38	48.614	09:19:51.508
13 -	56.180	111.4	35.928	99.4	1:32.108 (2)	92.08	0.269	09:21:23.616

P21		90		Greg GREENWOOD		Luyten Honda - FPW Racing		
IDEAL LAP TIME : 1:32.921		BEST LAP TIME : 1:33.257		DIFFERENCE : 0.336				
LAP	SECTOR 1	SECTOR 2		LAP TIME	MPH	DIFF	TIME OF DAY	
1 -	OUTLAP	61.2	1:02.352	71.1				09:03:59.333
2 -	1:20.178	72.9	50.819	82.6	2:10.997	64.74	37.740	09:06:10.330
3 -	1:07.431	91.5	44.001	90.9	1:51.432	76.11	18.175	09:08:01.762
4 -	1:04.514	104.8	42.533	80.5	1:47.047	79.23	13.790	09:09:48.809
5 -	1:00.007	111.4	39.677	93.5	1:39.684	85.08	6.427	09:11:28.493
6 -	58.357	112.2	37.939	93.3	1:36.296	88.07	3.039	09:13:04.789
7 -	58.215	107.3	37.950	95.3	1:36.165	88.19	2.908	09:14:40.954
8 -	57.883	108.5	37.434	96.9	1:35.317	88.98	2.060	09:16:16.271
9 -	56.586	110.7	37.325	96.4	1:33.911 (2)	90.31	0.654	09:17:50.182
10 -	56.066	109.8	37.191	95.8	1:33.257 (1)	90.94		09:19:23.439
11 -	57.419	111.4	36.855	96.2	1:34.274 (3)	89.96	1.017	09:20:57.713

P22		4		Louis VALLELEY		KTM - Century 21 / Cresswell Racing		
IDEAL LAP TIME : 1:33.978		BEST LAP TIME : 1:34.046		DIFFERENCE : 0.068				
LAP	SECTOR 1	SECTOR 2		LAP TIME	MPH	DIFF	TIME OF DAY	
1 -	OUTLAP	96.5	42.571	91.3				09:01:57.846
2 -	1:02.513	100.9	41.116	93.4	1:43.629	81.84	9.583	09:03:41.475
3 -	59.047	105.5	IN PIT		1:39.986 P	84.82	5.940	09:05:21.461
4 -	OUTLAP	110.0	38.655	93.7	2:49.859	49.93	1:15.813	09:08:11.320
5 -	58.175	111.2	38.120	96.0	1:36.295	88.07	2.249	09:09:47.615
6 -	57.845	111.4	38.323	95.8	1:36.168	88.19	2.122	09:11:23.783
7 -	57.483	111.1	37.419	95.5	1:34.902	89.37	0.856	09:12:58.685
8 -	57.711	109.6	37.452	97.1	1:35.163	89.12	1.117	09:14:33.848
9 -	57.075	110.1	37.224	96.0	1:34.299 (3)	89.94	0.253	09:16:08.147
10 -	57.123	110.7	37.068	93.0	1:34.191 (2)	90.04	0.145	09:17:42.338
11 -	57.251	110.9	37.208	97.6	1:34.459	89.79	0.413	09:19:16.797
12 -	57.143	109.2	36.903	97.5	1:34.046 (1)	90.18		09:20:50.843

P23		100		Stephen CAMPBELL		Honda - Campbell Racing		
IDEAL LAP TIME : 1:39.442		BEST LAP TIME : 1:39.442		DIFFERENCE : 0.000				
LAP	SECTOR 1	SECTOR 2		LAP TIME	MPH	DIFF	TIME OF DAY	
1 -	OUTLAP	96.2	45.054	81.8				09:02:00.269
2 -	1:04.354	94.6	42.520	81.8	1:46.874 (3)	79.36	7.432	09:03:47.143
3 -	1:00.136	100.4	39.934	89.7	1:40.070 (2)	84.75	0.628	09:05:27.213
4 -	59.556	101.9	39.886	90.8	1:39.442 (1)	85.29		09:07:06.655

Weather / Track : Cloudy / Dry

Thruxton
Circuit Length = 2.3560 miles
Start: 09:00 Flag 09:20 End: 09:21

MCRCB BULLETIN TK002

2014 MCE British Superbike Championship - Round 6

2014 Motul British Motostar Championship

FREE PRACTICE 1 - SECTOR ANALYSIS

SECTOR 1 = FL to I1, SECTOR 2 = I1 to FL, DIFF = Difference To Personal Best Lap

P24 44		Jake BAYFORD			Honda - Intek Adhesives by SGR Racing			
IDEAL LAP TIME : 1:37.941		BEST LAP TIME : 1:40.290		DIFFERENCE : 2.349				
LAP	SECTOR 1	SECTOR 2		LAP TIME	MPH	DIFF	TIME OF DAY	
1 -	OUTLAP	99.7	IN PIT			P	09:04:17.549	
2 -	OUTLAP	99.5	39.121	92.9	12:30.449	11.30	09:16:47.998	
3 -	58.820	97.3	41.470	86.0	1:40.290 (1)	84.57	09:18:28.288	

MCRCB BULLETIN TK003**2014 MCE British Superbike Championship - Round 6****2014 Motul British Motostar Championship****FREE PRACTICE 1 - BEST SPEEDS**

POS	SECTOR 1			SECTOR 2			FINISH LINE		
	NO	NAME	MPH	NO	NAME	MPH	NO	NAME	MPH
1	66	Joe IRVING	123.1				66	Joe IRVING	105.8
2	42	James HOBSON	122.9				42	James HOBSON	105.3
3	127	Georgina POLDEN	121.5				28	Bradley RAY	103.4
4	28	Bradley RAY	121.1				127	Georgina POLDEN	103.4
5	36	Jayson URIBE	120.0				27	Alex PERSSON	103.0
6	86	Charlie NESBITT	120.0				36	Jayson URIBE	102.4
7	34	Jordan WEAIVING	119.4				13	Sam BURMAN	102.1
8	13	Sam BURMAN	119.1				34	Jordan WEAIVING	102.1
9	72	Alex PERSSON	118.9				6	Taz TAYLOR	101.6
10	6	Taz TAYLOR	118.3				79	Chris TAYLOR	101.6
11	79	Chris TAYLOR	118.3				86	Charlie NESBITT	101.0
12	12	Edward RENDELL	117.9				64	Asher DURHAM	100.1
13	43	Arnie SHELTON	117.9				74	Joe THOMPSON	99.8
14	64	Asher DURHAM	116.9				43	Arnie SHELTON	99.5
15	7	Jamie ASHBY	116.7				12	Edward RENDELL	99.4
16	25	Mike BROUWERS	115.7				47	Jake ARCHER	98.6
17	35	Elliot LODGE	115.5				35	Elliot LODGE	98.5
18	47	Jake ARCHER	115.1				7	Jamie ASHBY	97.9
19	74	Joe THOMPSON	115.1				4	Louis VALLELEY	97.6
20	18	Paul DOBB	114.3				25	Mike BROUWERS	97.2
21	90	Greg GREENWOOD	112.2				90	Greg GREENWOOD	96.9
22	4	Louis VALLELEY	111.4				18	Paul DOBB	95.7
23	44	Jake BAYFORD	103.0				44	Jake BAYFORD	92.9
24	100	Stephen CAMPBELL	101.9				100	Stephen CAMPBELL	90.8

Weather / Track : Cloudy / Dry

Thruxton

Circuit Length = 2.3560 miles

Start: 09:00 Flag 09:20 End: 09:21

Results can be found at www.tsl-timing.com

Printed - 09:24 Friday, 01 August 2014

MCRCB BULLETIN TK004**2014 MCE British Superbike Championship - Round 6****2014 Motul British Motostar Championship****FREE PRACTICE 1 - BEST SECTORS**

SECTOR 1			SECTOR 2			IDEAL / BEST COMPARISON						
POS	NO	NAME	TIME	NO	NAME	TIME	POS	NO	NAME	IDEAL	BEST	DIFF
1	28	RAY	50.767	28	RAY	32.698						
2	12	RENDELL	50.920	66	IRVING	32.802	1	28	RAY	1:23.465	1:23.761	0.296
3	36	URIBE	50.982	12	RENDELL	33.136	2	66	IRVING	1:24.025	1:24.025	0.000
4	66	IRVING	51.223	36	URIBE	33.231	3	12	RENDELL	1:24.056	1:24.056	0.000
5	86	NESBITT	51.347	86	NESBITT	33.233	4	36	URIBE	1:24.213	1:24.308	0.095
6	34	WEAVING	51.436	34	WEAVING	33.291	5	86	NESBITT	1:24.580	1:24.680	0.100
7	42	HOBSON	51.630	42	HOBSON	33.455	6	34	WEAVING	1:24.727	1:24.816	0.089
8	35	LODGE	52.692	43	SHELTON	34.299	7	42	HOBSON	1:25.085	1:25.085	0.000
9	72	PERSSON	52.994	64	DURHAM	34.567	8	35	LODGE	1:27.386	1:27.684	0.298
10	25	BROUWERS	53.607	72	PERSSON	34.688	9	72	PERSSON	1:27.682	1:27.774	0.092
11	6	TAYLOR	53.729	35	LODGE	34.694	10	43	SHELTON	1:28.290	1:28.290	0.000
12	79	TAYLOR	53.735	13	BURMAN	34.864	11	64	DURHAM	1:28.429	1:28.632	0.203
13	127	POLDEN	53.795	6	TAYLOR	34.893	12	25	BROUWERS	1:28.513	1:28.877	0.364
14	64	DURHAM	53.862	25	BROUWERS	34.906	13	6	TAYLOR	1:28.622	1:29.256	0.634
15	43	SHELTON	53.991	127	POLDEN	34.908	14	127	POLDEN	1:28.703	1:28.872	0.169
16	18	DOBB	54.294	79	TAYLOR	35.177	15	79	TAYLOR	1:28.912	1:28.912	0.000
17	47	ARCHER	54.534	47	ARCHER	35.279	16	13	BURMAN	1:29.486	1:29.917	0.431
18	13	BURMAN	54.622	18	DOBB	35.518	17	18	DOBB	1:29.812	1:30.448	0.636
19	7	ASHBY	55.589	74	THOMPSON	35.928	18	47	ARCHER	1:29.813	1:30.034	0.221
20	74	THOMPSON	55.876	7	ASHBY	36.150	19	7	ASHBY	1:31.739	1:31.739	0.000
21	90	GREENWOOD	56.066	90	GREENWOOD	36.855	20	74	THOMPSON	1:31.804	1:31.839	0.035
22	4	VALLELEY	57.075	4	VALLELEY	36.903	21	90	GREENWOOD	1:32.921	1:33.257	0.336
23	44	BAYFORD	58.820	44	BAYFORD	39.121	22	4	VALLELEY	1:33.978	1:34.046	0.068
24	100	CAMPBELL	59.556	100	CAMPBELL	39.886	23	44	BAYFORD	1:37.941	1:40.290	2.349
							24	100	CAMPBELL	1:39.442	1:39.442	0.000

Weather / Track : Cloudy / Dry

Thruxton

Circuit Length = 2.3560 miles

Start: 09:00 Flag 09:20 End: 09:21

Results can be found at www.tsl-timing.com

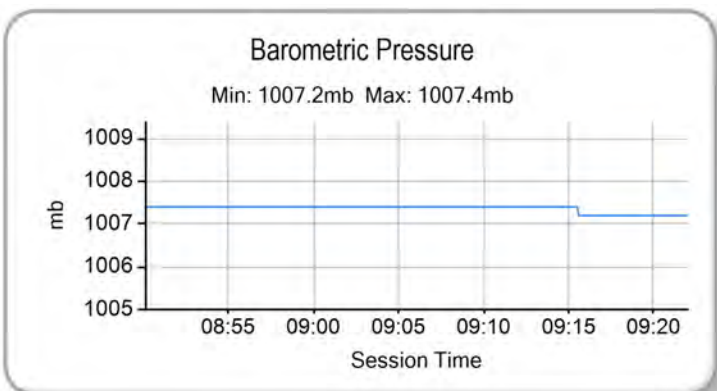
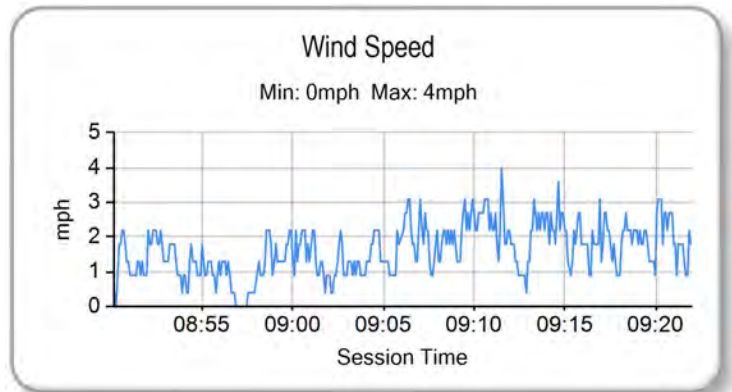
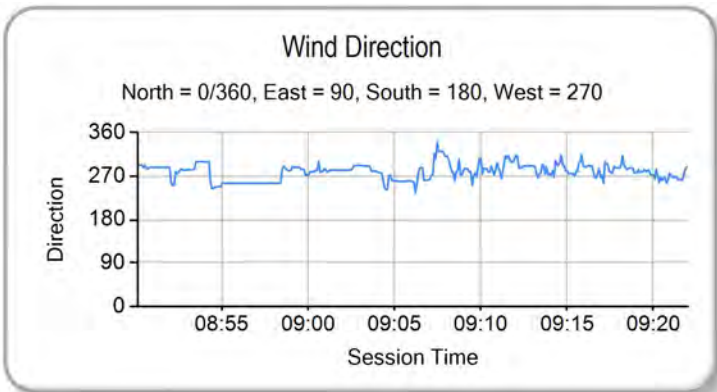
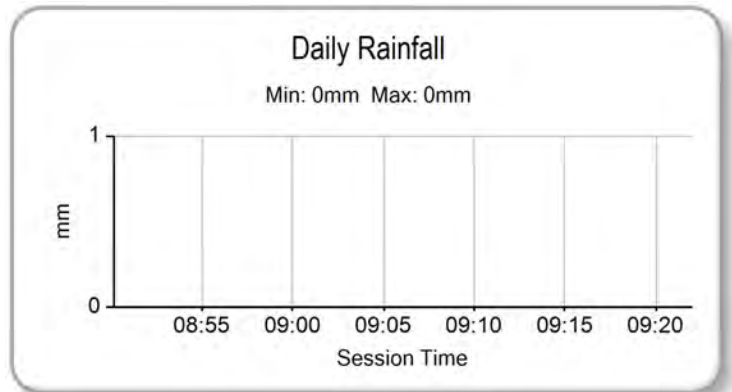
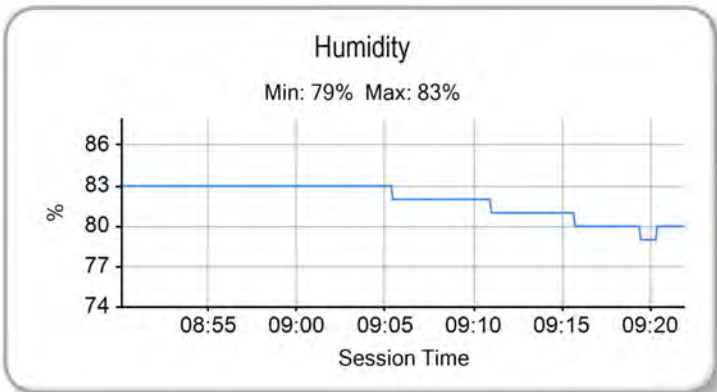
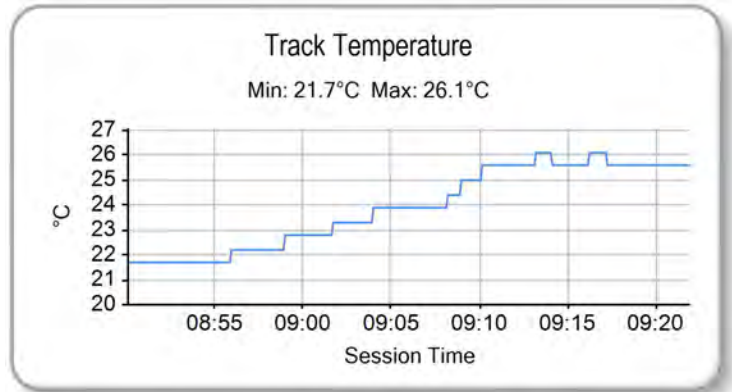
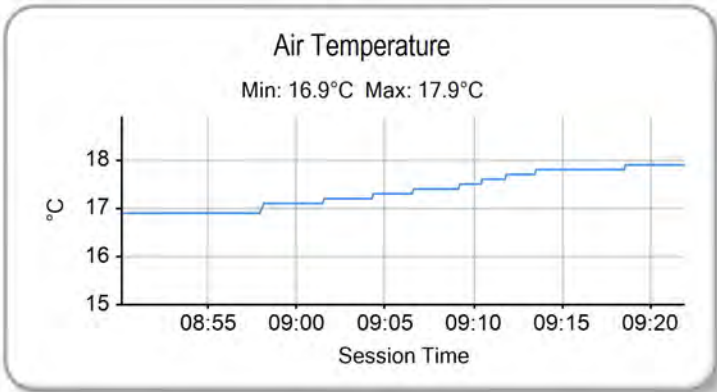
Printed - 09:24 Friday, 01 August 2014

MCRCB BULLETIN TK005

2014 MCE British Superbike Championship - Round 6

2014 Motul British Motostar Championship

FREE PRACTICE 1 - WEATHER CONDITIONS



Weather / Track : Cloudy / Dry

Results can be found at www.tsl-timing.com

Thruxton
Circuit Length = 2.3560 miles
Start: 09:00 Flag 09:20 End: 09:21

Printed - 09:25 Friday, 01 August 2014



POS	NO	CL	PIC NAME	ENTRY	TIME	ON	LAPS	GAP	DIFF	MPH
1	34	M3	1 Jordan WEAIVING	KTM - Jordan Racing / Burkert	1:23.250	12	12			101.88
2	66	M3	2 Joe IRVING	KTM - Redline KTM	1:23.365	12	12	0.115	0.115	101.74
3	28		1 Bradley RAY	EE125 - FAB-Racing	1:23.417	7	12	0.167	0.052	101.67
4	42	M3	3 James HOBSON	Honda - Two 4 Motorsport with RS Racing	1:23.920	14	14	0.670	0.503	101.06
5	6		2 Taz TAYLOR	Luyten Honda - FPW Racing / Hookless Holidays	1:24.006	14	14	0.756	0.086	100.96
6	36	M3	4 Jayson URIBE	Honda - FPW Racing / RSR	1:24.089	8	13	0.839	0.083	100.86
7	12		3 Edward RENDELL	Honda - Banks Racing	1:24.251	11	14	1.001	0.162	100.67
8	86	M3	5 Charlie NESBITT	Repli-Cast - Repli-Cast UK	1:24.651	11	13	1.401	0.400	100.19
9	43		4 Arnie SHELTON	Honda - e3 Motorsport with Shelton Racing	1:26.070	11	11	2.820	1.419	98.54
10	25	M3	6 Mike BROUWERS	Honda - Joma / Brouwers Racing Team	1:26.499	12	14	3.249	0.429	98.05
11	72		5 Alex PERSSON	Honda - PWR / Nordgren Racing	1:26.532	13	14	3.282	0.033	98.01
12	35		6 Elliot LODGE	Honda - SP125 / Spike Racing	1:26.745	7	11	3.495	0.213	97.77
13	64		7 Asher DURHAM	Honda - SP125Racing.com	1:27.422	14	14	4.172	0.677	97.01
14	79	M3	7 Chris TAYLOR	Honda - Elevator Saddles & Bridles	1:27.532	10	14	4.282	0.110	96.89
15	47		8 Jake ARCHER	Honda - Jake Archer Racing	1:27.609	10	14	4.359	0.077	96.81
16	127		9 Georgina POLDEN	Honda - RS Racing	1:27.978	9	13	4.728	0.369	96.40
17	13	M3	8 Sam BURMAN	Honda - WNT / Burman Racing	1:28.059	10	14	4.809	0.081	96.31
18	74	M3	9 Joe THOMPSON	Repli-Cast - Repli-Cast UK	1:28.534	11	13	5.284	0.475	95.80
19	18		10 Paul DOBB	Honda - PDR	1:30.576	12	13	7.326	2.042	93.64
20	7		11 Jamie ASHBY	Honda - JPA Racing / SP125	1:30.992	12	13	7.742	0.416	93.21
21	44		12 Jake BAYFORD	Honda - Intek Adhesives by SGR Racing	1:31.143	11	12	7.893	0.151	93.05

QUALIFYING LAPTIME (110.0% of 1:23.250) = 1:31.575

22	4		13 Louis VALLELEY	KTM - Century 21 / Cresswell Racing	1:32.610	7	10	9.360	1.467	91.58
23	90		14 Greg GREENWOOD	Luyten Honda - FPW Racing	1:33.124	3	5	9.874	0.514	91.07
24	100		15 Stephen CAMPBELL	Honda - Campbell Racing			2			

Weather / Track : Cloudy / Dry

These results are provisional until the conclusion of any judicial and technical matters.

Thruxton

Circuit Length = 2.3560 miles

Start: 13:15 Flag 13:35 End: 13:36

Race Director :	Stewards :	Timekeeper :
-----------------	------------	--------------

Results can be found at www.britishsuperbike.com

Printed - 13:37 Friday, 01 August 2014



MCRCB BULLETIN TK032

2014 MCE British Superbike Championship - Round 6

2014 Motul British Motostar Championship

FREE PRACTICE 2 - SECTOR ANALYSIS

SECTOR 1 = FL to I1, SECTOR 2 = I1 to FL, DIFF = Difference To Personal Best Lap

P1		34 M3		Jordan WEAVING		KTM - Jordan Racing / Burkert			
IDEAL LAP TIME : 1:23.207		BEST LAP TIME : 1:23.250		DIFFERENCE : 0.043					
LAP	SECTOR 1	SECTOR 2		LAP TIME	MPH	DIFF	TIME OF DAY		
1 -	OUTLAP	107.5	34.541	101.2			13:17:13.407		
2 -	52.391	116.9	33.381	101.8	1:25.772	98.88	2.522	13:18:39.179	
3 -	51.346	119.8	33.570	101.0	1:24.916	99.88	1.666	13:20:04.095	
4 -	54.018	102.2	34.780	101.6	1:28.798	95.51	5.548	13:21:32.893	
5 -	52.536	110.7	IN PIT		1:26.823	P 97.68	3.573	13:22:59.716	
6 -	OUTLAP	112.4	34.549	102.2	4:42.813	29.99	3:19.563	13:27:42.529	
7 -	52.104	118.7	33.207	102.1	1:25.311	99.41	2.061	13:29:07.840	
8 -	51.124	118.7	32.961	102.4	1:24.085	100.86	0.835	13:30:31.925	
9 -	50.602	119.4	32.949	102.6	1:23.551	(3) 101.51	0.301	13:31:55.476	
10 -	50.570	118.7	32.838	103.4	1:23.408	(2) 101.68	0.158	13:33:18.884	
11 -	51.256	118.5	33.290	102.1	1:24.546	100.31	1.296	13:34:43.430	
12 -	50.369	120.0	32.881	102.7	1:23.250	(1) 101.88		13:36:06.680	

P2		66 M3		Joe IRVING		KTM - Redline KTM			
IDEAL LAP TIME : 1:23.042		BEST LAP TIME : 1:23.365		DIFFERENCE : 0.323					
LAP	SECTOR 1	SECTOR 2		LAP TIME	MPH	DIFF	TIME OF DAY		
1 -	OUTLAP	110.9	36.217	102.7			13:17:31.792		
2 -	52.585	116.1	33.418	104.3	1:26.003	98.61	2.638	13:18:57.795	
3 -	50.928	118.5	32.842	105.5	1:23.770	101.24	0.405	13:20:21.565	
4 -	51.213	118.3	IN PIT		1:24.094	P 100.85	0.729	13:21:45.659	
5 -	OUTLAP	120.6	33.081	104.8	3:52.495	36.48	2:29.130	13:25:38.154	
6 -	58.866	119.6	32.754	105.6	1:31.620	92.57	8.255	13:27:09.774	
7 -	51.901	119.8	32.246	106.5	1:24.147	100.79	0.782	13:28:33.921	
8 -	51.702	119.1	32.573	102.9	1:24.275	100.64	0.910	13:29:58.196	
9 -	50.796	116.9	32.876	104.3	1:23.672	(3) 101.36	0.307	13:31:21.868	
10 -	51.194	118.1	32.410	106.0	1:23.604	(2) 101.44	0.239	13:32:45.472	
11 -	51.839	113.9	34.799	104.3	1:26.638	97.89	3.273	13:34:12.110	
12 -	50.943	121.5	32.422	105.6	1:23.365	(1) 101.74		13:35:35.475	

P3		28		Bradley RAY		EE125 - FAB-Racing			
IDEAL LAP TIME : 1:23.130		BEST LAP TIME : 1:23.417		DIFFERENCE : 0.287					
LAP	SECTOR 1	SECTOR 2		LAP TIME	MPH	DIFF	TIME OF DAY		
1 -	OUTLAP	99.7	38.283	101.8			13:17:32.547		
2 -	52.732	115.5	33.484	103.2	1:26.216	98.37	2.799	13:18:58.763	
3 -	51.021	116.1	33.410	101.5	1:24.431	100.45	1.014	13:20:23.194	
4 -	54.929	100.1	IN PIT		1:30.395	P 93.82	6.978	13:21:53.589	
5 -	OUTLAP	116.7	33.129	102.4	3:21.281	42.13	1:57.864	13:25:14.870	
6 -	51.246	117.9	33.032	102.9	1:24.278	100.63	0.861	13:26:39.148	
7 -	50.904	118.3	32.513	103.7	1:23.417	(1) 101.67		13:28:02.565	
8 -	50.822	116.7	32.820	102.6	1:23.642	(3) 101.40	0.225	13:29:26.207	
9 -	54.168	101.0	IN PIT		1:28.005	P 96.37	4.588	13:30:54.212	
10 -	OUTLAP	114.5	33.295	102.6	2:43.849	51.76	1:20.432	13:33:38.061	
11 -	50.617	117.1	32.891	103.8	1:23.508	(2) 101.56	0.091	13:35:01.569	
12 -	53.755	114.1	34.341	101.9	1:28.096	96.27	4.679	13:36:29.665	

P4		42 M3		James HOBSON		Honda - Two 4 Motorsport with RS Racing			
IDEAL LAP TIME : 1:23.370		BEST LAP TIME : 1:23.920		DIFFERENCE : 0.550					
LAP	SECTOR 1	SECTOR 2		LAP TIME	MPH	DIFF	TIME OF DAY		
1 -		115.5	34.950	102.4			13:16:32.811		
2 -	52.368	117.5	34.530	104.0	1:26.898	97.60	2.978	13:17:59.709	
3 -	52.228	119.1	33.676	103.5	1:25.904	98.73	1.984	13:19:25.613	
4 -	52.214	118.7	34.013	103.8	1:26.227	98.36	2.307	13:20:51.840	
5 -	51.938	118.7	33.479	103.8	1:25.417	99.29	1.497	13:22:17.257	
6 -	55.352	117.3	34.110	105.6	1:29.462	94.80	5.542	13:23:46.719	
7 -	53.063	119.1	33.360	104.0	1:26.423	98.14	2.503	13:25:13.142	
8 -	51.532	121.3	33.514	104.0	1:25.046	99.72	1.126	13:26:38.188	
9 -	52.215	121.5	33.395	105.1	1:25.610	99.07	1.690	13:28:03.798	

Weather / Track : Cloudy / Dry

Thruxton

Circuit Length = 2.3560 miles

Start: 13:15 Flag 13:35 End: 13:36

MCRCB BULLETIN TK032

2014 MCE British Superbike Championship - Round 6

2014 Motul British Motostar Championship

FREE PRACTICE 2 - SECTOR ANALYSIS

SECTOR 1 = FL to I1, SECTOR 2 = I1 to FL, DIFF = Difference To Personal Best Lap

10 -	51.356	117.3	33.167	105.1	1:24.523	100.34	0.603	13:29:28.321
11 -	51.585	118.9	32.833	104.2	1:24.418	100.47	0.498	13:30:52.739
12 -	51.130	118.5	33.120	104.6	1:24.250 (3)	100.67	0.330	13:32:16.989
13 -	51.320	118.7	32.763	104.8	1:24.083 (2)	100.87	0.163	13:33:41.072
14 -	50.607	120.9	33.313	104.0	1:23.920 (1)	101.06		13:35:04.992

P5		6		Taz TAYLOR		Luyten Honda - FPW Racing / Hookless Holidays			
IDEAL LAP TIME : 1:24.006		BEST LAP TIME : 1:24.006		DIFFERENCE : 0.000					
LAP	SECTOR 1		SECTOR 2		LAP TIME	MPH	DIFF	TIME OF DAY	
1 -		114.5	35.010	102.4					13:16:37.032
2 -	53.861	114.5	34.436	102.9	1:28.297	96.05	4.291		13:18:05.329
3 -	53.592	116.1	34.339	102.9	1:27.931	96.45	3.925		13:19:33.260
4 -	52.948	114.7	34.248	102.6	1:27.196	97.27	3.190		13:21:00.456
5 -	53.365	115.5	33.861	103.5	1:27.226	97.23	3.220		13:22:27.682
6 -	52.540	113.1	33.857	103.8	1:26.397	98.17	2.391		13:23:54.079
7 -	52.297	115.3	33.675	103.4	1:25.972	98.65	1.966		13:25:20.051
8 -	52.192	115.9	33.357	103.5	1:25.549	99.14	1.543		13:26:45.600
9 -	51.419	116.3	33.467	103.7	1:24.886 (3)	99.91	0.880		13:28:10.486
10 -	51.729	116.7	33.129	103.4	1:24.858 (2)	99.95	0.852		13:29:35.344
11 -	51.740	116.1	33.370	103.8	1:25.110	99.65	1.104		13:31:00.454
12 -	52.572	113.9	33.101	103.8	1:25.673	98.99	1.667		13:32:26.127
13 -	51.691	116.7	33.227	103.4	1:24.918	99.88	0.912		13:33:51.045
14 -	51.081	118.1	32.925	103.8	1:24.006 (1)	100.96			13:35:15.051

P6		36 M3		Jayson URIBE		Honda - FPW Racing / RSR			
IDEAL LAP TIME : 1:23.948		BEST LAP TIME : 1:24.089		DIFFERENCE : 0.141					
LAP	SECTOR 1		SECTOR 2		LAP TIME	MPH	DIFF	TIME OF DAY	
1 -		113.7	34.698	101.2					13:16:35.645
2 -	52.302	115.7	33.635	102.2	1:25.937	98.69	1.848		13:18:01.582
3 -	51.768	117.1	33.354	102.4	1:25.122	99.64	1.033		13:19:26.704
4 -	51.543	116.3	IN PIT		1:24.328 P	100.57	0.239		13:20:51.032
5 -	OUTLAP	114.7	33.719	101.2	2:55.039	48.45	1:30.950		13:23:46.071
6 -	52.309	114.7	34.028	99.4	1:26.337	98.23	2.248		13:25:12.408
7 -	51.328	116.3	34.148	99.1	1:25.476	99.22	1.387		13:26:37.884
8 -	50.904	115.3	33.185	102.1	1:24.089 (1)	100.86			13:28:01.973
9 -	51.530	117.1	33.044	101.5	1:24.574 (3)	100.28	0.485		13:29:26.547
10 -	51.993	115.5	33.240	101.2	1:25.233	99.51	1.144		13:30:51.780
11 -	1:01.707	111.2	33.275	102.1	1:34.982	89.29	10.893		13:32:26.762
12 -	51.203	116.9	33.483	101.3	1:24.686	100.15	0.597		13:33:51.448
13 -	51.034	115.5	33.066	102.1	1:24.100 (2)	100.85	0.011		13:35:15.548

P7		12		Edward RENDELL		Honda - Banks Racing			
IDEAL LAP TIME : 1:24.079		BEST LAP TIME : 1:24.251		DIFFERENCE : 0.172					
LAP	SECTOR 1		SECTOR 2		LAP TIME	MPH	DIFF	TIME OF DAY	
1 -	OUTLAP	110.5	34.275	97.9					13:16:52.840
2 -	52.171	108.0	34.253	98.8	1:26.424	98.13	2.173		13:18:19.264
3 -	51.689	110.7	34.300	98.1	1:25.989	98.63	1.738		13:19:45.253
4 -	51.189	111.6	33.740	99.4	1:24.929	99.86	0.678		13:21:10.182
5 -	52.500	113.1	33.597	99.5	1:26.097	98.51	1.846		13:22:36.279
6 -	52.625	112.4	33.419	100.4	1:26.044	98.57	1.793		13:24:02.323
7 -	51.229	112.4	33.501	98.3	1:24.730 (3)	100.10	0.479		13:25:27.053
8 -	51.105	113.1	33.506	98.9	1:24.611 (2)	100.24	0.360		13:26:51.664
9 -	51.185	112.0	33.669	98.6	1:24.854	99.95	0.603		13:28:16.518
10 -	51.352	112.0	33.541	98.9	1:24.893	99.90	0.642		13:29:41.411
11 -	50.660	113.1	33.591	98.3	1:24.251 (1)	100.67			13:31:05.662
12 -	50.805	111.1	IN PIT		1:23.255 P	101.87			13:32:28.917
13 -	OUTLAP	112.9	34.556	99.1	2:29.918	56.57	1:05.667		13:34:58.835
14 -	51.406	112.0	35.096	89.2	1:26.502	98.05	2.251		13:36:25.337

Weather / Track : Cloudy / Dry

Thrupton

Circuit Length = 2.3560 miles

Start: 13:15 Flag 13:35 End: 13:36

MCRCB BULLETIN TK032

2014 MCE British Superbike Championship - Round 6

2014 Motul British Motostar Championship

FREE PRACTICE 2 - SECTOR ANALYSIS

SECTOR 1 = FL to I1, SECTOR 2 = I1 to FL, DIFF = Difference To Personal Best Lap

P8		86 M3		Charlie NESBITT		Repli-Cast - Repli-Cast UK		
IDEAL LAP TIME : 1:24.532		BEST LAP TIME : 1:24.651		DIFFERENCE : 0.119				
LAP	SECTOR 1	SECTOR 2		LAP TIME	MPH	DIFF	TIME OF DAY	
1 -	OUTLAP	113.7	IN PIT					13:16:56.484
2 -	OUTLAP	116.7	34.003	101.2	2:32.737	55.53	1:08.086	13:19:29.221
3 -	52.341	115.1	33.971	101.2	1:26.312	98.26	1.661	13:20:55.533
4 -	52.140	116.3	33.507	100.4	1:25.647	99.02	0.996	13:22:21.180
5 -	51.826	114.9	33.595	100.7	1:25.421	99.29	0.770	13:23:46.601
6 -	51.782	112.4	34.209	99.2	1:25.991	98.63	1.340	13:25:12.592
7 -	51.354	117.3	34.032	99.4	1:25.386	99.33	0.735	13:26:37.978
8 -	51.688	115.1	33.507	100.4	1:25.195	99.55	0.544	13:28:03.173
9 -	51.326	114.9	33.533	100.1	1:24.859 (2)	99.94	0.208	13:29:28.032
10 -	51.428	115.1	33.599	100.7	1:25.027	99.75	0.376	13:30:53.059
11 -	51.117	112.5	33.534	100.6	1:24.651 (1)	100.19		13:32:17.710
12 -	51.301	114.7	33.592	99.5	1:24.893 (3)	99.90	0.242	13:33:42.603
13 -	51.848	114.3	33.415	101.2	1:25.263	99.47	0.612	13:35:07.866

P9		43		Arnie SHELTON		Honda - e3 Motorsport with Shelton Racing		
IDEAL LAP TIME : 1:26.070		BEST LAP TIME : 1:26.070		DIFFERENCE : 0.000				
LAP	SECTOR 1	SECTOR 2		LAP TIME	MPH	DIFF	TIME OF DAY	
1 -	OUTLAP	107.3	35.877	98.1				13:16:43.401
2 -	55.770	110.5	35.296	98.8	1:31.066	93.13	4.996	13:18:14.467
3 -	54.158	113.1	34.785	98.9	1:28.943	95.36	2.873	13:19:43.410
4 -	53.852	113.9	34.177	99.2	1:28.029	96.35	1.959	13:21:11.439
5 -	53.014	113.9	34.173	99.8	1:27.187 (2)	97.28	1.117	13:22:38.626
6 -	53.177	114.1	34.402	100.3	1:27.579 (3)	96.84	1.509	13:24:06.205
7 -	53.323	112.4	34.772	98.6	1:28.095	96.27	2.025	13:25:34.300
8 -	53.090	112.7	IN PIT		1:28.970	P 95.33	2.900	13:27:03.270
9 -	OUTLAP	101.0	41.596	98.8	5:01.582	28.12	3:35.512	13:32:04.852
10 -	54.417	108.0	40.229	99.4	1:34.646	89.61	8.576	13:33:39.498
11 -	52.364	114.5	33.706	99.2	1:26.070 (1)	98.54		13:35:05.568

P10		25 M3		Mike BROUWERS		Honda - Joma / Brouwers Racing Team		
IDEAL LAP TIME : 1:26.424		BEST LAP TIME : 1:26.499		DIFFERENCE : 0.075				
LAP	SECTOR 1	SECTOR 2		LAP TIME	MPH	DIFF	TIME OF DAY	
1 -		112.0	36.049	95.8				13:16:39.222
2 -	54.285	115.7	34.877	97.2	1:29.162	95.12	2.663	13:18:08.384
3 -	53.129	113.7	34.973	96.8	1:28.102	96.27	1.603	13:19:36.486
4 -	53.217	108.5	35.348	97.6	1:28.565	95.76	2.066	13:21:05.051
5 -	53.203	111.4	35.269	96.6	1:28.472	95.86	1.973	13:22:33.523
6 -	53.165	109.1	34.903	98.2	1:28.068	96.30	1.569	13:24:01.591
7 -	52.863	110.5	34.613	96.8	1:27.476	96.95	0.977	13:25:29.067
8 -	52.268	112.2	34.480	97.3	1:26.748 (2)	97.77	0.249	13:26:55.815
9 -	52.585	110.3	34.868	96.9	1:27.453	96.98	0.954	13:28:23.268
10 -	52.756	112.0	34.306	96.2	1:27.062	97.42	0.563	13:29:50.330
11 -	52.390	109.6	34.595	97.2	1:26.985 (3)	97.50	0.486	13:31:17.315
12 -	52.118	109.1	34.381	97.6	1:26.499 (1)	98.05		13:32:43.814
13 -	56.997	96.5	40.054	97.1	1:37.051	87.39	10.552	13:34:20.865
14 -	55.365	89.8	IN PIT		1:31.722	P 92.47	5.223	13:35:52.587

P11		72		Alex PERSSON		Honda - PWR / Nordgren Racing		
IDEAL LAP TIME : 1:26.223		BEST LAP TIME : 1:26.532		DIFFERENCE : 0.309				
LAP	SECTOR 1	SECTOR 2		LAP TIME	MPH	DIFF	TIME OF DAY	
1 -	OUTLAP	116.7	35.791	100.0				13:16:40.441
2 -	53.664	118.9	35.132	103.5	1:28.796	95.51	2.264	13:18:09.237
3 -	54.645	118.1	34.563	101.9	1:29.208	95.07	2.676	13:19:38.445
4 -	53.196	115.3	34.612	102.2	1:27.808	96.59	1.276	13:21:06.253
5 -	53.228	116.9	34.138	101.9	1:27.366	97.08	0.834	13:22:33.619
6 -	53.363	112.5	34.305	102.4	1:27.668	96.74	1.136	13:24:01.287
7 -	52.653	116.5	33.882	102.9	1:26.535 (2)	98.01	0.003	13:25:27.822

Weather / Track : Cloudy / Dry

Thruxton

Circuit Length = 2.3560 miles

Start: 13:15 Flag 13:35 End: 13:36

MCRCB BULLETIN TK032

2014 MCE British Superbike Championship - Round 6

2014 Motul British Motostar Championship

FREE PRACTICE 2 - SECTOR ANALYSIS

SECTOR 1 = FL to I1, SECTOR 2 = I1 to FL, DIFF = Difference To Personal Best Lap

8 -	52.583	114.9	34.370	101.3	1:26.953	97.54	0.421	13:26:54.775
9 -	52.602	115.1	34.934	101.3	1:27.536	96.89	1.004	13:28:22.311
10 -	53.090	114.7	34.294	101.6	1:27.384	97.06	0.852	13:29:49.695
11 -	52.818	113.7	34.167	102.4	1:26.985	97.50	0.453	13:31:16.680
12 -	52.576	112.9	34.106	103.4	1:26.682	97.84	0.150	13:32:43.362
13 -	52.341	113.9	34.191	103.0	1:26.532 (1)	98.01		13:34:09.894
14 -	52.562	116.3	34.095	102.2	1:26.657 (3)	97.87	0.125	13:35:36.551

P12 35	Elliot LODGE				Honda - SP125 / Spike Racing			
IDEAL LAP TIME : 1:26.733		BEST LAP TIME : 1:26.745		DIFFERENCE : 0.012				
LAP	SECTOR 1		SECTOR 2		LAP TIME	MPH	DIFF	TIME OF DAY
1 -	111.6	IN PIT			P			13:16:39.441
2 -	OUTLAP	109.4	35.339	98.3	4:05.791	34.50	2:39.046	13:20:45.232
3 -	54.053	110.0	IN PIT		1:28.395	P 95.95	1.650	13:22:13.627
4 -	OUTLAP	110.9	34.578	97.9	4:01.175	35.16	2:34.430	13:26:14.802
5 -	53.044	112.0	34.471	99.4	1:27.515	96.91	0.770	13:27:42.317
6 -	52.971	113.5	34.263	98.5	1:27.234	97.22	0.489	13:29:09.551
7 -	52.588	112.9	34.157	98.8	1:26.745 (1)	97.77		13:30:36.296
8 -	52.719	108.4	34.493	99.4	1:27.212	97.25	0.467	13:32:03.508
9 -	52.751	112.2	34.288	98.6	1:27.039 (3)	97.44	0.294	13:33:30.547
10 -	52.704	111.4	34.337	99.1	1:27.041	97.44	0.296	13:34:57.588
11 -	52.576	111.4	34.337	100.1	1:26.913 (2)	97.58	0.168	13:36:24.501

P13 64	Asher DURHAM				Honda - SP125Racing.com			
IDEAL LAP TIME : 1:26.798		BEST LAP TIME : 1:27.422		DIFFERENCE : 0.624				
LAP	SECTOR 1		SECTOR 2		LAP TIME	MPH	DIFF	TIME OF DAY
1 -	OUTLAP	115.1	35.788	99.1				13:16:39.459
2 -	54.140	116.1	35.557	101.2	1:29.697	94.55	2.275	13:18:09.156
3 -	54.295	115.5	35.597	100.6	1:29.892	94.35	2.470	13:19:39.048
4 -	53.405	114.5	34.880	100.1	1:28.285	96.07	0.863	13:21:07.333
5 -	53.240	115.7	35.191	98.3	1:28.431	95.91	1.009	13:22:35.764
6 -	55.398	113.9	35.258	101.2	1:30.656	93.55	3.234	13:24:06.420
7 -	53.683	113.5	34.626	99.8	1:28.309	96.04	0.887	13:25:34.729
8 -	52.872	114.7	35.224	100.1	1:28.096	96.27	0.674	13:27:02.825
9 -	54.618	112.9	35.118	100.3	1:29.736	94.51	2.314	13:28:32.561
10 -	53.329	116.1	34.257	99.4	1:27.586	96.83	0.164	13:30:00.147
11 -	53.123	112.9	34.765	101.0	1:27.888	96.50	0.466	13:31:28.035
12 -	52.541	114.3	35.030	100.3	1:27.571 (3)	96.85	0.149	13:32:55.606
13 -	52.854	113.5	34.626	100.9	1:27.480 (2)	96.95	0.058	13:34:23.086
14 -	52.692	113.9	34.730	101.3	1:27.422 (1)	97.01		13:35:50.508

P14 79 M3	Chris TAYLOR				Honda - Elevator Saddles & Bridles			
IDEAL LAP TIME : 1:27.261		BEST LAP TIME : 1:27.532		DIFFERENCE : 0.271				
LAP	SECTOR 1		SECTOR 2		LAP TIME	MPH	DIFF	TIME OF DAY
1 -	OUTLAP	117.3	36.728	98.3				13:16:41.546
2 -	54.648	114.7	35.400	101.0	1:30.048	94.18	2.516	13:18:11.594
3 -	55.100	111.2	35.779	99.5	1:30.879	93.32	3.347	13:19:42.473
4 -	53.951	112.2	35.979	99.8	1:29.930	94.31	2.398	13:21:12.403
5 -	53.613	116.1	35.055	101.5	1:28.668	95.65	1.136	13:22:41.071
6 -	53.969	112.4	35.226	101.0	1:29.195	95.09	1.663	13:24:10.266
7 -	54.411	114.3	35.598	98.1	1:30.009	94.23	2.477	13:25:40.275
8 -	53.916	115.7	34.896	100.4	1:28.812	95.50	1.280	13:27:09.087
9 -	53.335	116.9	34.674	99.8	1:28.009 (3)	96.37	0.477	13:28:37.096
10 -	53.210	114.9	34.322	100.1	1:27.532 (1)	96.89		13:30:04.628
11 -	53.840	114.5	34.713	101.2	1:28.553	95.78	1.021	13:31:33.181
12 -	53.159	113.3	35.067	100.1	1:28.226	96.13	0.694	13:33:01.407
13 -	53.424	114.5	34.770	100.9	1:28.194	96.16	0.662	13:34:29.601
14 -	52.939	116.5	34.659	100.6	1:27.598 (2)	96.82	0.066	13:35:57.199

Weather / Track : Cloudy / Dry

Thruxton
Circuit Length = 2.3560 miles
Start: 13:15 Flag 13:35 End: 13:36

MCRCB BULLETIN TK032

2014 MCE British Superbike Championship - Round 6

2014 Motul British Motostar Championship

FREE PRACTICE 2 - SECTOR ANALYSIS

SECTOR 1 = FL to I1, SECTOR 2 = I1 to FL, DIFF = Difference To Personal Best Lap

P15 47		Jake ARCHER			Honda - Jake Archer Racing			
IDEAL LAP TIME : 1:27.103		BEST LAP TIME : 1:27.609			DIFFERENCE : 0.506			
LAP	SECTOR 1		SECTOR 2		LAP TIME	MPH	DIFF	TIME OF DAY
1 -		107.3	36.337	97.8				13:16:36.783
2 -	54.624	112.0	35.168	98.2	1:29.792	94.45	2.183	13:18:06.575
3 -	54.770	111.1	35.413	99.2	1:30.183	94.04	2.574	13:19:36.758
4 -	54.315	108.5	34.869	99.5	1:29.184	95.10	1.575	13:21:05.942
5 -	54.493	112.0	35.367	97.8	1:29.860	94.38	2.251	13:22:35.802
6 -	55.158	110.5	34.776	97.9	1:29.934	94.30	2.325	13:24:05.736
7 -	53.719	109.8	35.029	97.3	1:28.748	95.56	1.139	13:25:34.484
8 -	52.939	113.5	35.688	99.2	1:28.627	95.70	1.018	13:27:03.111
9 -	54.920	112.9	34.808	99.2	1:29.728	94.52	2.119	13:28:32.839
10 -	53.445	115.5	34.164	98.8	1:27.609 (1)	96.81		13:30:00.448
11 -	53.152	114.5	34.895	98.8	1:28.047 (3)	96.33	0.438	13:31:28.495
12 -	53.663	110.7	36.171	98.3	1:29.834	94.41	2.225	13:32:58.329
13 -	53.456	115.1	35.060	98.6	1:28.516	95.82	0.907	13:34:26.845
14 -	53.200	114.1	34.671	98.1	1:27.871 (2)	96.52	0.262	13:35:54.716

P16 127		Georgina POLDEN			Honda - RS Racing			
IDEAL LAP TIME : 1:27.291		BEST LAP TIME : 1:27.978			DIFFERENCE : 0.687			
LAP	SECTOR 1		SECTOR 2		LAP TIME	MPH	DIFF	TIME OF DAY
1 -		115.5	36.806	100.9				13:16:39.036
2 -	54.341	116.3	35.493	102.2	1:29.834	94.41	1.856	13:18:08.870
3 -	54.420	116.1	36.854	101.8	1:31.274	92.92	3.296	13:19:40.144
4 -	53.991	116.5	35.371	101.6	1:29.362	94.91	1.384	13:21:09.506
5 -	53.955	116.5	34.846	102.6	1:28.801	95.51	0.823	13:22:38.307
6 -	54.421	116.1	34.738	103.8	1:29.159	95.12	1.181	13:24:07.466
7 -	55.120	112.9	IN PIT		1:34.116 P	90.11	6.138	13:25:41.582
8 -	OUTLAP	114.9	35.750	103.4	2:52.053	49.29	1:24.075	13:28:33.635
9 -	53.405	116.7	34.573	102.1	1:27.978 (1)	96.40		13:30:01.613
10 -	53.416	116.3	34.863	103.2	1:28.279	96.07	0.301	13:31:29.892
11 -	52.718	117.7	35.472	102.6	1:28.190	96.17	0.212	13:32:58.082
12 -	52.809	117.5	35.351	102.6	1:28.160 (3)	96.20	0.182	13:34:26.242
13 -	53.142	117.9	34.992	101.5	1:28.134 (2)	96.23	0.156	13:35:54.376

P17 13 M3		Sam BURMAN			Honda - WNT / Burman Racing			
IDEAL LAP TIME : 1:27.970		BEST LAP TIME : 1:28.059			DIFFERENCE : 0.089			
LAP	SECTOR 1		SECTOR 2		LAP TIME	MPH	DIFF	TIME OF DAY
1 -		115.1	36.153	101.3				13:16:37.382
2 -	54.596	113.1	35.697	100.3	1:30.293	93.93	2.234	13:18:07.675
3 -	55.436	114.5	36.147	101.8	1:31.583	92.61	3.524	13:19:39.258
4 -	54.291	114.5	36.187	99.8	1:30.478	93.74	2.419	13:21:09.736
5 -	54.824	113.3	34.986	100.4	1:29.810	94.43	1.751	13:22:39.546
6 -	54.106	114.7	35.346	101.3	1:29.452	94.81	1.393	13:24:08.998
7 -	53.898	117.5	35.952	101.6	1:29.850	94.39	1.791	13:25:38.848
8 -	54.307	114.7	35.130	100.7	1:29.437	94.83	1.378	13:27:08.285
9 -	54.043	115.7	35.443	100.9	1:29.486	94.78	1.427	13:28:37.771
10 -	53.419	116.5	34.640	100.6	1:28.059 (1)	96.31		13:30:05.830
11 -	54.186	115.3	34.686	101.6	1:28.872	95.43	0.813	13:31:34.702
12 -	53.330	114.5	35.096	101.2	1:28.426 (2)	95.91	0.367	13:33:03.128
13 -	53.569	115.9	35.194	100.0	1:28.763 (3)	95.55	0.704	13:34:31.891
14 -	53.945	115.1	35.737	99.5	1:29.682	94.57	1.623	13:36:01.573

P18 74 M3		Joe THOMPSON			Repli-Cast - Repli-Cast UK			
IDEAL LAP TIME : 1:28.534		BEST LAP TIME : 1:28.534			DIFFERENCE : 0.000			
LAP	SECTOR 1		SECTOR 2		LAP TIME	MPH	DIFF	TIME OF DAY
1 -	OUTLAP	110.5	IN PIT					13:16:59.303
2 -	OUTLAP	112.7	35.391	98.9	2:35.399	54.57	1:06.865	13:19:34.702
3 -	54.760	112.5	35.399	100.0	1:30.159	94.07	1.625	13:21:04.861
4 -	55.025	115.5	35.650	97.2	1:30.675	93.53	2.141	13:22:35.536

Weather / Track : Cloudy / Dry

Thruxton
Circuit Length = 2.3560 miles
Start: 13:15 Flag 13:35 End: 13:36

MCRCB BULLETIN TK032

2014 MCE British Superbike Championship - Round 6

2014 Motul British Motostar Championship

FREE PRACTICE 2 - SECTOR ANALYSIS

SECTOR 1 = FL to I1, SECTOR 2 = I1 to FL, DIFF = Difference To Personal Best Lap

LAP	SECTOR 1	SECTOR 2	DIFF	LAP TIME	MPH	DIFF	TIME OF DAY	
5 -	54.995	112.5	35.376	99.2	1:30.371	93.85	1.837	13:24:05.907
6 -	54.934	114.3	34.916	98.6	1:29.850	94.39	1.316	13:25:35.757
7 -	54.427	113.1	35.469	98.2	1:29.896	94.34	1.362	13:27:05.653
8 -	54.419	112.4	35.084	99.7	1:29.503	94.76	0.969	13:28:35.156
9 -	54.207	112.9	35.072	97.6	1:29.279 (3)	95.00	0.745	13:30:04.435
10 -	56.672	113.1	34.958	99.1	1:31.630	92.56	3.096	13:31:36.065
11 -	53.807	112.7	34.727	99.8	1:28.534 (1)	95.80		13:33:04.599
12 -	54.088	113.9	34.817	99.8	1:28.905 (2)	95.40	0.371	13:34:33.504
13 -	1:00.423	97.8	42.289	68.2	1:42.712	82.57	14.178	13:36:16.216

P19 18 Paul DOBB				Honda - PDR				
IDEAL LAP TIME : 1:30.288		BEST LAP TIME : 1:30.576		DIFFERENCE : 0.288				
LAP	SECTOR 1	SECTOR 2	LAP TIME	MPH	DIFF	TIME OF DAY		
1 -	OUTLAP	107.3	36.318	96.0		13:18:01.435		
2 -	55.139	112.0	35.941	96.1	1:31.080	93.12	0.504	13:19:32.515
3 -	54.620	112.9	36.033	96.8	1:30.653 (3)	93.56	0.077	13:21:03.168
4 -	54.477	112.2	37.852	94.6	1:32.329	91.86	1.753	13:22:35.497
5 -	56.303	111.1	36.284	96.8	1:32.587	91.60	2.011	13:24:08.084
6 -	54.655	114.9	37.684	95.8	1:32.339	91.85	1.763	13:25:40.423
7 -	55.198	111.2	36.922	96.4	1:32.120	92.07	1.544	13:27:12.543
8 -	55.460	111.2	36.346	96.2	1:31.806	92.38	1.230	13:28:44.349
9 -	55.493	110.5	36.202	95.4	1:31.695	92.49	1.119	13:30:16.044
10 -	54.716	110.7	35.866	96.0	1:30.582 (2)	93.63	0.006	13:31:46.626
11 -	54.471	111.6	36.256	96.2	1:30.727	93.48	0.151	13:33:17.353
12 -	54.759	112.5	35.817	96.5	1:30.576 (1)	93.64		13:34:47.929
13 -	54.744	111.6	36.075	96.6	1:30.819	93.39	0.243	13:36:18.748

P20 7 Jamie ASHBY				Honda - JPA Racing / SP125				
IDEAL LAP TIME : 1:30.922		BEST LAP TIME : 1:30.992		DIFFERENCE : 0.070				
LAP	SECTOR 1	SECTOR 2	LAP TIME	MPH	DIFF	TIME OF DAY		
1 -	OUTLAP	109.6	39.280	96.4		13:17:30.430		
2 -	57.572	110.5	37.148	97.3	1:34.720	89.54	3.728	13:19:05.150
3 -	56.531	112.2	37.306	97.6	1:33.837	90.38	2.845	13:20:38.987
4 -	56.458	111.6	37.154	96.8	1:33.612	90.60	2.620	13:22:12.599
5 -	56.055	110.9	36.867	97.3	1:32.922	91.27	1.930	13:23:45.521
6 -	56.407	111.1	36.221	97.1	1:32.628	91.56	1.636	13:25:18.149
7 -	55.671	112.0	36.259	97.8	1:31.930	92.26	0.938	13:26:50.079
8 -	55.554	110.1	36.612	97.5	1:32.166	92.02	1.174	13:28:22.245
9 -	55.454	111.2	36.246	96.2	1:31.700	92.49	0.708	13:29:53.945
10 -	55.000	110.1	36.136	97.3	1:31.136 (2)	93.06	0.144	13:31:25.081
11 -	55.127	110.3	36.446	97.9	1:31.573	92.62	0.581	13:32:56.654
12 -	55.070	112.4	35.922	98.3	1:30.992 (1)	93.21		13:34:27.646
13 -	55.043	110.7	36.444	97.2	1:31.487 (3)	92.70	0.495	13:35:59.133

P21 44 Jake BAYFORD				Honda - Intek Adhesives by SGR Racing				
IDEAL LAP TIME : 1:30.899		BEST LAP TIME : 1:31.143		DIFFERENCE : 0.244				
LAP	SECTOR 1	SECTOR 2	LAP TIME	MPH	DIFF	TIME OF DAY		
1 -	OUTLAP	91.4	40.910	88.8		13:16:55.048		
2 -	1:00.453	97.1	40.645	88.8	1:41.098	83.89	9.955	13:18:36.146
3 -	57.721	98.6	38.041	93.5	1:35.762	88.56	4.619	13:20:11.908
4 -	58.017	102.2	36.769	93.9	1:34.786	89.48	3.643	13:21:46.694
5 -	1:05.305	79.3	43.290	89.5	1:48.595	78.10	17.452	13:23:35.289
6 -	58.332	101.0	38.837	89.5	1:37.169	87.28	6.026	13:25:12.458
7 -	56.176	102.4	36.122	95.0	1:32.298	91.89	1.155	13:26:44.756
8 -	55.149	105.6	36.298	95.1	1:31.447 (3)	92.74	0.304	13:28:16.203
9 -	55.579	104.8	36.344	94.7	1:31.923	92.26	0.780	13:29:48.126
10 -	55.435	105.3	35.750	94.1	1:31.185 (2)	93.01	0.042	13:31:19.311
11 -	55.241	103.5	35.902	95.7	1:31.143 (1)	93.05		13:32:50.454
12 -	59.565	77.1	IN PIT		1:58.121 P	71.80	26.978	13:34:48.575

Weather / Track : Cloudy / Dry

Thruxton
Circuit Length = 2.3560 miles
Start: 13:15 Flag 13:35 End: 13:36

MCRCB BULLETIN TK032

2014 MCE British Superbike Championship - Round 6

2014 Motul British Motostar Championship

FREE PRACTICE 2 - SECTOR ANALYSIS

SECTOR 1 = FL to I1, SECTOR 2 = I1 to FL, DIFF = Difference To Personal Best Lap

P22 4		Louis VALLELEY			KTM - Century 21 / Cresswell Racing			
IDEAL LAP TIME : 1:32.208		BEST LAP TIME : 1:32.610			DIFFERENCE : 0.402			
LAP	SECTOR 1	SECTOR 2		LAP TIME	MPH	DIFF	TIME OF DAY	
1 -	OUTLAP	106.5	38.390	95.8				13:16:47.852
2 -	58.222	108.5	36.959	96.1	1:35.181	89.11	2.571	13:18:23.033
3 -	57.501	102.9	37.585	96.2	1:35.086 (3)	89.19	2.476	13:19:58.119
4 -	57.812	102.1	37.902	97.2	1:35.714	88.61	3.104	13:21:33.833
5 -	57.148	98.3	IN PIT		1:34.335 P	89.90	1.725	13:23:08.168
6 -	OUTLAP	106.0	37.533	96.2	4:50.877	29.15	3:18.267	13:27:59.045
7 -	56.266	110.3	36.344	96.2	1:32.610 (1)	91.58		13:29:31.655
8 -	55.864	107.5	IN PIT		1:31.924 P	92.26		13:31:03.579
9 -	OUTLAP	107.8	37.769	96.2	3:29.332	40.51	1:56.722	13:34:32.911
10 -	56.438	109.6	36.696	97.2	1:33.134 (2)	91.06	0.524	13:36:06.045

P23 90		Greg GREENWOOD			Luyten Honda - FPW Racing			
IDEAL LAP TIME : 1:32.308		BEST LAP TIME : 1:33.124			DIFFERENCE : 0.816			
LAP	SECTOR 1	SECTOR 2		LAP TIME	MPH	DIFF	TIME OF DAY	
1 -		109.8	38.015	92.9				13:16:42.212
2 -	56.951	106.0	36.562	95.7	1:33.513 (2)	90.69	0.389	13:18:15.725
3 -	55.746	111.4	37.378	92.8	1:33.124 (1)	91.07		13:19:48.849
4 -	56.788	107.2	IN PIT		1:39.006 P	85.66	5.882	13:21:27.855
5 -	OUTLAP	85.5	IN PIT		5:09.205 P	27.43	3:36.081	13:26:37.060

P24 100		Stephen CAMPBELL			Honda - Campbell Racing			
IDEAL LAP TIME : 2:03.032		BEST LAP TIME :			DIFFERENCE :			
LAP	SECTOR 1	SECTOR 2		LAP TIME	MPH	DIFF	TIME OF DAY	
1 -	OUTLAP	80.8	50.484	79.5				13:17:56.010
2 -	1:12.548	89.1	IN PIT		1:55.288 P	73.56		13:19:51.298

MCRCB BULLETIN TK033**2014 MCE British Superbike Championship - Round 6****2014 Motul British Motostar Championship****FREE PRACTICE 2 - BEST SPEEDS**

POS	SECTOR 1			SECTOR 2			FINISH LINE		
	NO	NAME	MPH	NO	NAME	MPH	NO	NAME	MPH
1	42	James HOBSON	121.5				66	Joe IRVING	106.5
2	66	Joe IRVING	121.5				42	James HOBSON	105.6
3	34	Jordan WEAIVING	120.0				6	Taz TAYLOR	103.8
4	72	Alex PERSSON	118.9				28	Bradley RAY	103.8
5	28	Bradley RAY	118.3				127	Georgina POLDEN	103.8
6	6	Taz TAYLOR	118.1				72	Alex PERSSON	103.5
7	127	Georgina POLDEN	117.9				34	Jordan WEAIVING	103.4
8	13	Sam BURMAN	117.5				36	Jayson URIBE	102.4
9	79	Chris TAYLOR	117.3				13	Sam BURMAN	101.8
10	86	Charlie NESBITT	117.3				79	Chris TAYLOR	101.5
11	36	Jayson URIBE	117.1				64	Asher DURHAM	101.3
12	64	Asher DURHAM	116.1				86	Charlie NESBITT	101.2
13	25	Mike BROUWERS	115.7				12	Edward RENDELL	100.4
14	47	Jake ARCHER	115.5				43	Arnie SHELTON	100.3
15	74	Joe THOMPSON	115.5				35	Elliot LODGE	100.1
16	18	Paul DOBB	114.9				74	Joe THOMPSON	100.0
17	43	Arnie SHELTON	114.5				47	Jake ARCHER	99.5
18	35	Elliot LODGE	113.5				7	Jamie ASHBY	98.3
19	12	Edward RENDELL	113.1				25	Mike BROUWERS	98.2
20	7	Jamie ASHBY	112.4				4	Louis VALLELEY	97.2
21	90	Greg GREENWOOD	111.4				18	Paul DOBB	96.8
22	4	Louis VALLELEY	110.3				44	Jake BAYFORD	95.7
23	44	Jake BAYFORD	105.6				90	Greg GREENWOOD	95.7
24	100	Stephen CAMPBELL	89.1				100	Stephen CAMPBELL	79.5

Weather / Track : Cloudy / Dry

Thruxton

Circuit Length = 2.3560 miles

Start: 13:15 Flag 13:35 End: 13:36

Results can be found at www.tsl-timing.com

Printed - 13:38 Friday, 01 August 2014

MCRCB BULLETIN TK034

2014 MCE British Superbike Championship - Round 6

2014 Motul British Motostar Championship

FREE PRACTICE 2 - BEST SECTORS

SECTOR 1			SECTOR 2			IDEAL / BEST COMPARISON						
POS	NO	NAME	TIME	NO	NAME	TIME	POS	NO	NAME	IDEAL	BEST	DIFF
1	34	WEAVING	50.369	66	IRVING	32.246						
2	42	HOBSON	50.607	28	RAY	32.513	1	66	IRVING	1:23.042	1:23.365	0.323
3	28	RAY	50.617	42	HOBSON	32.763	2	28	RAY	1:23.130	1:23.417	0.287
4	12	RENDELL	50.660	34	WEAVING	32.838	3	34	WEAVING	1:23.207	1:23.250	0.043
5	66	IRVING	50.796	6	TAYLOR	32.925	4	42	HOBSON	1:23.370	1:23.920	0.550
6	36	URIBE	50.904	36	URIBE	33.044	5	36	URIBE	1:23.948	1:24.089	0.141
7	6	TAYLOR	51.081	86	NESBITT	33.415	6	6	TAYLOR	1:24.006	1:24.006	0.000
8	86	NESBITT	51.117	12	RENDELL	33.419	7	12	RENDELL	1:24.079	1:24.251	0.172
9	25	BROUWERS	52.118	43	SHELTON	33.706	8	86	NESBITT	1:24.532	1:24.651	0.119
10	72	PERSSON	52.341	72	PERSSON	33.882	9	43	SHELTON	1:26.070	1:26.070	0.000
11	43	SHELTON	52.364	35	LODGE	34.157	10	72	PERSSON	1:26.223	1:26.532	0.309
12	64	DURHAM	52.541	47	ARCHER	34.164	11	25	BROUWERS	1:26.424	1:26.499	0.075
13	35	LODGE	52.576	64	DURHAM	34.257	12	35	LODGE	1:26.733	1:26.745	0.012
14	127	POLDEN	52.718	25	BROUWERS	34.306	13	64	DURHAM	1:26.798	1:27.422	0.624
15	47	ARCHER	52.939	79	TAYLOR	34.322	14	47	ARCHER	1:27.103	1:27.609	0.506
16	79	TAYLOR	52.939	127	POLDEN	34.573	15	79	TAYLOR	1:27.261	1:27.532	0.271
17	13	BURMAN	53.330	13	BURMAN	34.640	16	127	POLDEN	1:27.291	1:27.978	0.687
18	74	THOMPSON	53.807	74	THOMPSON	34.727	17	13	BURMAN	1:27.970	1:28.059	0.089
19	18	DOBB	54.471	44	BAYFORD	35.750	18	74	THOMPSON	1:28.534	1:28.534	0.000
20	7	ASHBY	55.000	18	DOBB	35.817	19	18	DOBB	1:30.288	1:30.576	0.288
21	44	BAYFORD	55.149	7	ASHBY	35.922	20	44	BAYFORD	1:30.899	1:31.143	0.244
22	90	GREENWOOD	55.746	4	VALLELEY	36.344	21	7	ASHBY	1:30.922	1:30.992	0.070
23	4	VALLELEY	55.864	90	GREENWOOD	36.562	22	4	VALLELEY	1:32.208	1:32.610	0.402
24	100	CAMPBELL	1:12.548	100	CAMPBELL	50.484	23	90	GREENWOOD	1:32.308	1:33.124	0.816
							24	100	CAMPBELL	2:03.032		

Weather / Track : Cloudy / Dry

Results can be found at www.tsl-timing.com

Thruxton
 Circuit Length = 2.3560 miles
 Start: 13:15 Flag 13:35 End: 13:36

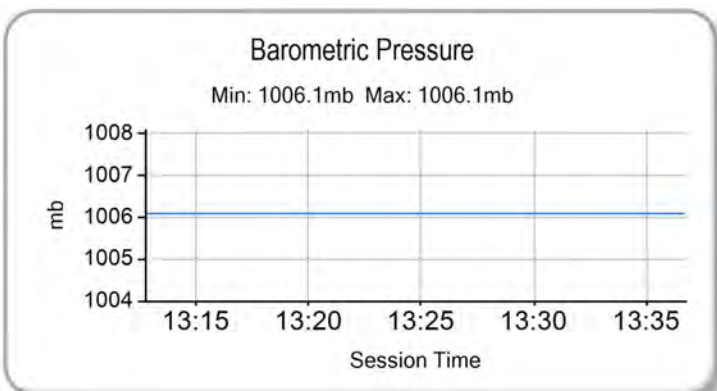
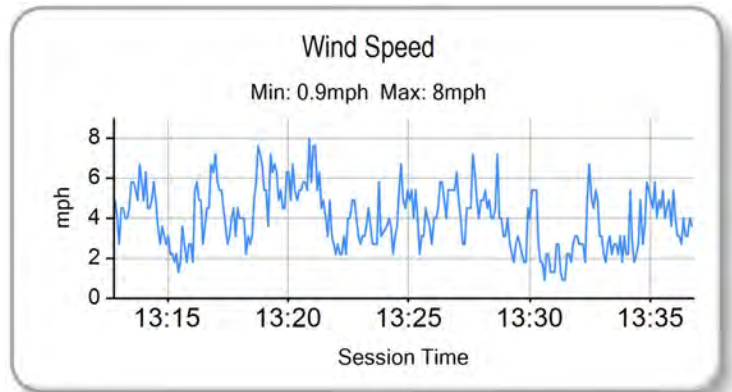
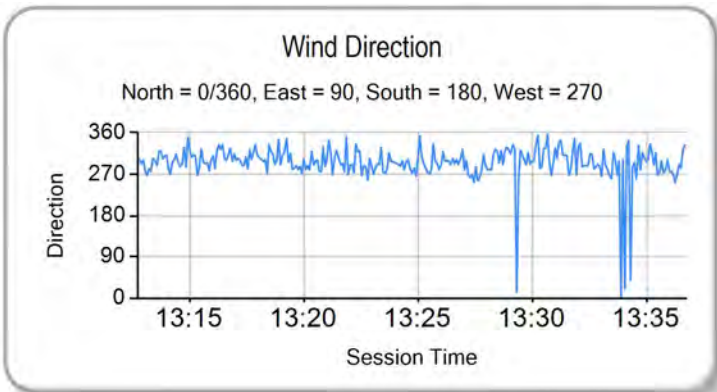
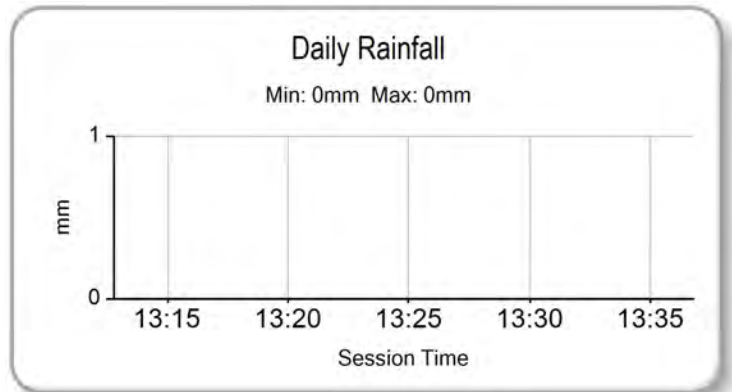
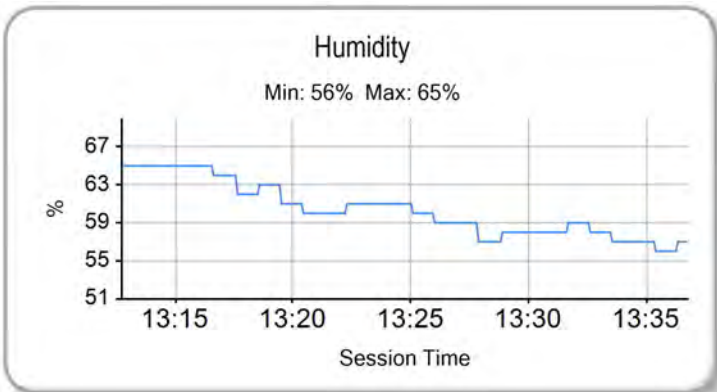
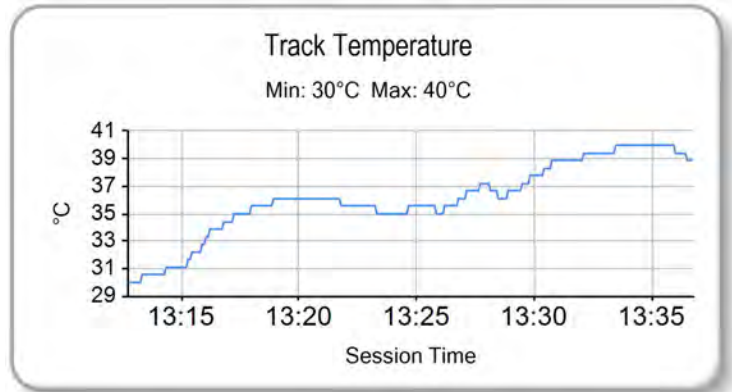
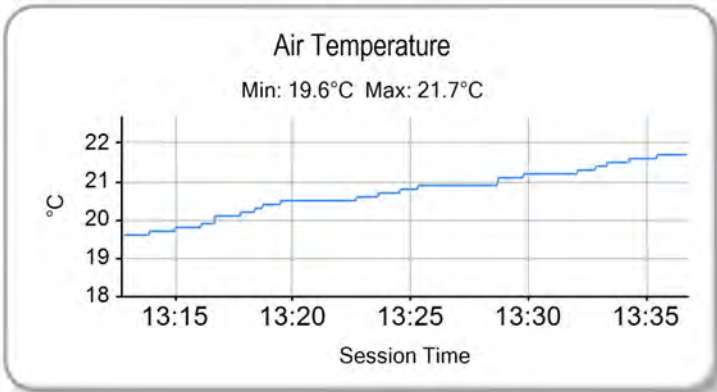
Printed - 13:38 Friday, 01 August 2014

MCRCB BULLETIN TK035

2014 MCE British Superbike Championship - Round 6

2014 Motul British Motostar Championship

FREE PRACTICE 2 - WEATHER CONDITIONS



Weather / Track : Cloudy / Dry

Thruxton
Circuit Length = 2.3560 miles
Start: 13:15 Flag 13:35 End: 13:36

Results can be found at www.tsl-timing.com

Printed - 13:39 Friday, 01 August 2014

QUALIFYING 1 - CLASSIFICATION



POS	NO	CL	PIC NAME	ENTRY	TIME	ON	LAPS	GAP	DIFF	MPH
1	28		1 Bradley RAY	EE125 - FAB-Racing	1:21.366	9	11			104.24
2	66	MB	1 Joe IRVING	KTM- Redline KTM	1:22.420	8	10	1.054	1.054	102.90
3	34	MB	2 Jordan WEAVING	KTM- Jordan Racing /Burkert	1:22.795	6	10	1.429	0.375	102.44
4	6		2 Taz TAYLOR	Luyten Honda - FPW Racing /Hookless Holidays	1:22.948	9	13	1.582	0.153	102.25
5	36	MB	3 Jayson URIBE	Honda - FPW Racing /RSR	1:23.342	10	12	1.976	0.394	101.76
6	12		3 Edward RENDELL	Honda - Banks Racing	1:23.654	9	10	2.288	0.312	101.38
7	25	MB	4 Mike BROUWERS	Honda - Joma /Brouwers Racing Team	1:24.579	5	10	3.213	0.925	100.28
8	42	MB	5 James HOBSON	Honda - Two 4 Motorsport with RS Racing	1:24.798	8	12	3.432	0.219	100.02
9	86	MB	6 Charlie NESBITT	Repli-Cast - Repli-CastUK	1:25.126	5	13	3.760	0.328	99.63
10	43		4 Arnie SHELTON	Honda - e3 Motorsport with Shelton Racing	1:25.375	8	10	4.009	0.249	99.34
11	35		5 Elliot LODGE	Honda - SP125 /Spike Racing	1:25.388	8	10	4.022	0.013	99.33
12	127		6 Georgina POLDEN	Honda - RS Racing	1:25.701	7	11	4.335	0.313	98.96
13	72		7 Alex PERSSON	Honda - PWR /Nordgren Racing	1:26.111	9	13	4.745	0.410	98.49
14	79	MB	7 Chris TAYLOR	Honda - Elevator Saddles & Bridles	1:26.154	9	11	4.788	0.043	98.44
15	64		8 Asher DURHAM	Honda - SP125Racing.com	1:26.403	9	12	5.037	0.249	98.16
16	13	MB	8 Sam BURMAN	Honda - WNT /Burman Racing	1:27.105	9	13	5.739	0.702	97.37
17	47		9 Jake ARCHER	Honda - Jake Archer Racing	1:28.184	7	16	6.818	1.079	96.18

QUALIFYING LAPTIME (110.0% of 1:21.366) = 1:29.502

18	74	MB	9 Joe THOMPSON	Repli-Cast - Repli-CastUK	1:29.689	10	12	8.323	1.505	94.56
19	90		10 Greg GREENWOOD	Luyten Honda - FPW Racing	1:29.743	10	11	8.377	0.054	94.51
20	18		11 Paul DOBB	Honda - PDR	1:29.895	5	7	8.529	0.152	94.35
21	4		12 Louis VALLELEY	KTM- Century 21 /Cresswell Racing	1:30.789	9	11	9.423	0.894	93.42
22	7		13 Jamie ASHBY	Honda - JPA Racing /SP125	1:30.992	10	14	9.626	0.203	93.21
23	44		14 Jake BAYFORD	Honda - Intek Adhesives by SGR Racing	1:40.944	5	6	19.578	9.952	84.02

Weather / Track : Changeable / Changeable

These results are provisional until the conclusion of any judicial and technical matters.

Thruxton

Circuit Length = 2.3560 miles

Start: 09:55 Flag 10:20 End: 10:20

Race Director :

Stewards :

Timekeeper :

Results can be found at www.britishsuperbike.com

Printed - 10:22 Saturday, 02 August 2014



MCRCB BULLETIN TK075

2014 MCE British Superbike Championship - Round 6

2014 Motul British Motostar Championship

QUALIFYING 1 - SECTOR ANALYSIS

SECTOR 1 = FL to I1, SECTOR 2 = I1 to FL, DIFF = Difference To Personal Best Lap

P1 28		Bradley RAY			EE125 - FAB-Racing		
IDEAL LAP TIME : 1:21.221		BEST LAP TIME : 1:21.366			DIFFERENCE : 0.145		
LAP	SECTOR 1	SECTOR 2		LAP TIME	MPH	DIFF	TIME OF DAY
1 -		98.5	37.688	92.5			09:56:46.553
2 -	57.740	98.9	36.587	94.9	1:34.327	12.961	09:58:20.880
3 -	55.920	99.7	36.910	94.2	1:32.830	11.464	09:59:53.710
4 -	55.657	106.1	34.792	103.8	1:30.449	9.083	10:01:24.159
5 -	50.719	120.2	32.087	106.1	1:22.806	1.440	10:02:46.965
6 -	52.970	116.7	IN PIT		1:26.052 P	4.686	10:04:13.017
7 -	OUTLAP	112.2	32.533	104.2	3:50.582	36.78	2:29.216 10:08:03.599
8 -	50.179	122.6	31.685	105.8	1:21.864 (3)	0.498	10:09:25.463
9 -	49.566	122.0	31.800	106.5	1:21.366 (1)	104.24	10:10:46.829
10 -	50.013	122.2	31.655	106.3	1:21.668 (2)	0.302	10:12:08.497
11 -	59.233	100.0	IN PIT		1:35.978 P	14.612	10:13:44.475

P2 66 M3		Joe IRVING			KTM - Redline KTM		
IDEAL LAP TIME : 1:22.420		BEST LAP TIME : 1:22.420			DIFFERENCE : 0.000		
LAP	SECTOR 1	SECTOR 2		LAP TIME	MPH	DIFF	TIME OF DAY
1 -	OUTLAP	117.9	33.822	103.8			09:56:34.789
2 -	52.678	120.2	33.641	104.6	1:26.319	3.899	09:58:01.108
3 -	55.610	119.4	IN PIT		1:31.298 P	8.878	09:59:32.406
4 -	OUTLAP	119.1	33.060	105.3	5:02.702	28.01	3:40.282 10:04:35.108
5 -	51.291	120.9	32.088	106.3	1:23.379	101.72	0.959 10:05:58.487
6 -	50.804	120.4	32.036	106.3	1:22.840 (2)	102.38	0.420 10:07:21.327
7 -	50.837	120.6	32.386	105.8	1:23.223 (3)	101.91	0.803 10:08:44.550
8 -	50.479	121.7	31.941	107.2	1:22.420 (1)	102.90	10:10:06.970
9 -	1:01.394	100.7	39.532	104.5	1:40.926	84.03	18.506 10:11:47.896
10 -	57.689	106.5	IN PIT		1:33.617 P	90.59	11.197 10:13:21.513

P3 34 M3		Jordan WEAVING			KTM - Jordan Racing /Burkert		
IDEAL LAP TIME : 1:22.795		BEST LAP TIME : 1:22.795			DIFFERENCE : 0.000		
LAP	SECTOR 1	SECTOR 2		LAP TIME	MPH	DIFF	TIME OF DAY
1 -	OUTLAP	103.8	IN PIT			P	09:56:46.744
2 -	OUTLAP	110.5	34.352	100.1	5:59.048	23.62	4:36.253 10:02:45.792
3 -	52.537	119.1	33.162	103.0	1:25.699	98.96	2.904 10:04:11.491
4 -	51.098	121.1	32.773	104.2	1:23.871 (2)	101.12	1.076 10:05:35.362
5 -	51.526	120.0	32.798	102.6	1:24.324 (3)	100.58	1.529 10:06:59.686
6 -	50.309	120.6	32.486	100.7	1:22.795 (1)	102.44	10:08:22.481
7 -	53.685	112.7	32.744	104.3	1:26.429	98.13	3.634 10:09:48.910
8 -	51.851	120.2	32.869	102.1	1:24.720	100.11	1.925 10:11:13.630
9 -	56.613	104.5	36.206	100.4	1:32.819	91.37	10.024 10:12:46.449
10 -	1:00.537	103.5	IN PIT		1:40.227 P	84.62	17.432 10:14:26.676

P4 6		Taz TAYLOR			Luyten Honda - FPW Racing /Hookless Holidays		
IDEAL LAP TIME : 1:22.751		BEST LAP TIME : 1:22.948			DIFFERENCE : 0.197		
LAP	SECTOR 1	SECTOR 2		LAP TIME	MPH	DIFF	TIME OF DAY
1 -	OUTLAP	114.3	35.885	101.6			09:57:09.740
2 -	53.265	118.1	33.758	103.5	1:27.023	97.46	4.075 09:58:36.763
3 -	52.093	119.4	33.254	103.8	1:25.347	99.37	2.399 10:00:02.110
4 -	51.129	119.1	33.093	105.0	1:24.222	100.70	1.274 10:01:26.332
5 -	51.654	116.3	32.636	105.3	1:24.290	100.62	1.342 10:02:50.622
6 -	51.257	118.7	32.596	104.8	1:23.853	101.14	0.905 10:04:14.475
7 -	50.935	119.6	32.526	105.3	1:23.461	101.62	0.513 10:05:37.936
8 -	51.042	119.1	32.413	105.3	1:23.455 (3)	101.63	0.507 10:07:01.391
9 -	50.338	121.5	32.610	105.6	1:22.948 (1)	102.25	10:08:24.339
10 -	50.912	120.0	33.043	104.8	1:23.955	101.02	1.007 10:09:48.294
11 -	50.585	120.0	32.857	103.8	1:23.442 (2)	101.64	0.494 10:11:11.736
12 -	58.221	112.9	36.058	100.9	1:34.279	89.96	11.331 10:12:46.015
13 -	56.013	104.5	IN PIT		1:32.363 P	91.82	9.415 10:14:18.378

Weather / Track : Changeable / Changeable

Thruxton
Circuit Length = 2.3560 miles
Start: 09:55 Flag 10:20 End: 10:20

MCRCB BULLETIN TK075

2014 MCE British Superbike Championship - Round 6

2014 Motul British Motostar Championship

QUALIFYING 1 - SECTOR ANALYSIS

SECTOR 1 = FL to I1, SECTOR 2 = I1 to FL, DIFF = Difference To Personal Best Lap

P5		36 M3		Jayson URIBE		Honda - FPW Racing /RSR		
IDEAL LAP TIME : 1:22.964		BEST LAP TIME : 1:23.342		DIFFERENCE : 0.378				
LAP	SECTOR 1	SECTOR 2		LAP TIME	MPH	DIFF	TIME OF DAY	
1 -		116.3	34.636	100.6				09:56:38.621
2 -	53.232	115.3	34.261	99.1	1:27.493	96.94	4.151	09:58:06.114
3 -	53.474	117.1	33.822	101.2	1:27.296	97.15	3.954	09:59:33.410
4 -	51.903	113.5	33.053	101.6	1:24.956	99.83	1.614	10:00:58.366
5 -	51.815	116.9	32.589	102.7	1:24.404	100.48	1.062	10:02:22.770
6 -	51.136	118.5	33.428	101.0	1:24.564	100.29	1.222	10:03:47.334
7 -	52.610	115.9	32.955	100.0	1:25.565	99.12	2.223	10:05:12.899
8 -	51.226	117.3	32.825	101.3	1:24.051	100.91	0.709	10:06:36.950
9 -	51.014	116.3	32.462	102.4	1:23.476 (2)	101.60	0.134	10:08:00.426
10 -	50.850	116.5	32.492	101.8	1:23.342 (1)	101.76		10:09:23.768
11 -	51.570	119.8	32.114	102.7	1:23.684 (3)	101.35	0.342	10:10:47.452
12 -	55.353	110.5	IN PIT		1:31.386 P	92.81	8.044	10:12:18.838

P6		12		Edward RENDELL		Honda - Banks Racing		
IDEAL LAP TIME : 1:23.654		BEST LAP TIME : 1:23.654		DIFFERENCE : 0.000				
LAP	SECTOR 1	SECTOR 2		LAP TIME	MPH	DIFF	TIME OF DAY	
1 -	OUTLAP	109.2	34.258	100.4				09:56:37.505
2 -	54.047	112.0	34.669	96.4	1:28.716	95.60	5.062	09:58:06.221
3 -	52.643	113.3	34.190	100.0	1:26.833	97.67	3.179	09:59:33.054
4 -	52.141	112.0	33.681	95.8	1:25.822	98.82	2.168	10:00:58.876
5 -	51.448	114.3	32.906	101.2	1:24.354	100.54	0.700	10:02:23.230
6 -	51.031	115.9	33.192	101.2	1:24.223 (3)	100.70	0.569	10:03:47.453
7 -	53.001	112.7	32.996	100.6	1:25.997	98.62	2.343	10:05:13.450
8 -	50.813	113.1	33.011	101.2	1:23.824 (2)	101.18	0.170	10:06:37.274
9 -	50.788	114.7	32.866	100.6	1:23.654 (1)	101.38		10:08:00.928
10 -	52.336	112.2	IN PIT		1:24.100 P	100.85	0.446	10:09:25.028

P7		25 M3		Mike BROUWERS		Honda - Joma /Brouwers Racing Team		
IDEAL LAP TIME : 1:24.453		BEST LAP TIME : 1:24.579		DIFFERENCE : 0.126				
LAP	SECTOR 1	SECTOR 2		LAP TIME	MPH	DIFF	TIME OF DAY	
1 -	OUTLAP	98.5	37.991	96.5				09:59:30.032
2 -	54.895	96.1	35.780	100.4	1:30.675	93.53	6.096	10:01:00.707
3 -	52.593	114.9	33.536	100.1	1:26.129	98.47	1.550	10:02:26.836
4 -	52.377	114.9	33.541	98.9	1:25.918	98.71	1.339	10:03:52.754
5 -	51.638	116.7	32.941	100.7	1:24.579 (1)	100.28		10:05:17.333
6 -	52.807	114.9	33.439	98.5	1:26.246	98.34	1.667	10:06:43.579
7 -	51.512	114.7	33.182	99.2	1:24.694 (2)	100.14	0.115	10:08:08.273
8 -	51.912	113.1	33.238	99.5	1:25.150 (3)	99.60	0.571	10:09:33.423
9 -	54.073	102.1	35.511	97.3	1:29.584	94.67	5.005	10:11:03.007
10 -	1:00.605	106.0	IN PIT		1:38.436 P	86.16	13.857	10:12:41.443

P8		42 M3		James HOBSON		Honda - Two 4 Motorsport with RS Racing		
IDEAL LAP TIME : 1:24.608		BEST LAP TIME : 1:24.798		DIFFERENCE : 0.190				
LAP	SECTOR 1	SECTOR 2		LAP TIME	MPH	DIFF	TIME OF DAY	
1 -	OUTLAP	119.6	35.199	102.6				09:56:39.749
2 -	54.215	120.2	34.116	104.8	1:28.331	96.02	3.533	09:58:08.080
3 -	55.147	119.8	34.998	104.5	1:30.145	94.08	5.347	09:59:38.225
4 -	53.142	121.5	33.847	105.1	1:26.989	97.50	2.191	10:01:05.214
5 -	52.720	121.5	34.040	105.6	1:26.760	97.75	1.962	10:02:31.974
6 -	52.375	119.1	33.283	105.6	1:25.658	99.01	0.860	10:03:57.632
7 -	51.661	121.5	33.178	105.0	1:24.839 (2)	99.97	0.041	10:05:22.471
8 -	51.600	122.2	33.198	105.3	1:24.798 (1)	100.02		10:06:47.269
9 -	51.606	121.3	33.360	105.1	1:24.966	99.82	0.168	10:08:12.235
10 -	52.285	120.6	33.199	104.5	1:25.484	99.21	0.686	10:09:37.719
11 -	51.430	121.5	33.501	104.6	1:24.931 (3)	99.86	0.133	10:11:02.650
12 -	53.223	113.5	IN PIT		1:28.148 P	96.22	3.350	10:12:30.798

Weather / Track : Changeable / Changeable

Thruxton
Circuit Length = 2.3560 miles
Start: 09:55 Flag 10:20 End: 10:20

MCRCB BULLETIN TK075

2014 MCE British Superbike Championship - Round 6

2014 Motul British Motostar Championship

QUALIFYING 1 - SECTOR ANALYSIS

SECTOR 1 = FL to I1, SECTOR 2 = I1 to FL, DIFF = Difference To Personal Best Lap

P9		86 M3		Charlie NESBITT		Repli-Cast - Repli-CastUK		
IDEAL LAP TIME : 1:24.885		BEST LAP TIME : 1:25.126		DIFFERENCE : 0.241				
LAP	SECTOR 1	SECTOR 2		LAP TIME	MPH	DIFF	TIME OF DAY	
1 -	OUTLAP	112.4	37.791	92.3			09:57:00.375	
2 -	55.746	116.3	34.658	95.5	1:30.404	93.81	5.278	09:58:30.779
3 -	53.772	116.1	34.850	100.3	1:28.622	95.70	3.496	09:59:59.401
4 -	52.874	116.5	33.961	101.0	1:26.835	97.67	1.709	10:01:26.236
5 -	52.167	117.7	32.959	101.0	1:25.126 (1)	99.63		10:02:51.362
6 -	52.847	116.5	33.344	99.7	1:26.191	98.40	1.065	10:04:17.553
7 -	51.926	117.5	33.499	101.0	1:25.425 (3)	99.28	0.299	10:05:42.978
8 -	52.348	115.7	33.525	100.1	1:25.873	98.76	0.747	10:07:08.851
9 -	52.185	115.5	33.432	99.8	1:25.617	99.06	0.491	10:08:34.468
10 -	52.023	117.1	33.123	100.1	1:25.146 (2)	99.61	0.020	10:09:59.614
11 -	52.467	116.9	33.867	99.8	1:26.334	98.24	1.208	10:11:25.948
12 -	53.200	115.9	34.654	98.6	1:27.854	96.54	2.728	10:12:53.802
13 -	54.644	114.1	IN PIT		1:31.690 P	92.50	6.564	10:14:25.492

P10		43		Arnie SHELTON		Honda - e3 Motorsport with Shelton Racing		
IDEAL LAP TIME : 1:25.375		BEST LAP TIME : 1:25.375		DIFFERENCE : 0.000				
LAP	SECTOR 1	SECTOR 2		LAP TIME	MPH	DIFF	TIME OF DAY	
1 -	OUTLAP	95.8	38.436	95.4			09:59:12.099	
2 -	56.153	111.1	34.778	98.2	1:30.931	93.27	5.556	10:00:43.030
3 -	53.656	113.1	34.921	99.7	1:28.577	95.75	3.202	10:02:11.607
4 -	53.510	112.0	33.820	99.1	1:27.330	97.12	1.955	10:03:38.937
5 -	52.917	111.2	33.541	99.4	1:26.458	98.10	1.083	10:05:05.395
6 -	55.765	62.3	36.848	99.4	1:32.613	91.58	7.238	10:06:38.008
7 -	52.092	113.7	34.241	99.4	1:26.333 (3)	98.24	0.958	10:08:04.341
8 -	51.907	113.7	33.468	99.4	1:25.375 (1)	99.34		10:09:29.716
9 -	52.269	114.1	33.618	98.2	1:25.887 (2)	98.75	0.512	10:10:55.603
10 -	1:00.067	112.2	IN PIT		1:36.627 P	87.77	11.252	10:12:32.230

P11		35		Elliot LODGE		Honda - SP125 / Spike Racing		
IDEAL LAP TIME : 1:25.142		BEST LAP TIME : 1:25.388		DIFFERENCE : 0.246				
LAP	SECTOR 1	SECTOR 2		LAP TIME	MPH	DIFF	TIME OF DAY	
1 -	OUTLAP	114.3	34.546	101.5			09:57:11.355	
2 -	53.368	116.7	IN PIT		1:26.727 P	97.79	1.339	09:58:38.082
3 -	OUTLAP	115.9	33.747	102.2	5:15.304	26.89	3:49.916	10:03:53.386
4 -	52.368	116.3	33.386	101.5	1:25.754	98.90	0.366	10:05:19.140
5 -	52.353	115.9	33.379	101.0	1:25.732	98.93	0.344	10:06:44.872
6 -	52.189	114.9	33.275	101.6	1:25.464 (2)	99.24	0.076	10:08:10.336
7 -	52.385	115.3	33.260	101.3	1:25.645 (3)	99.03	0.257	10:09:35.981
8 -	51.882	115.3	33.506	101.8	1:25.388 (1)	99.33		10:11:01.369
9 -	53.132	114.7	33.605	101.2	1:26.737	97.78	1.349	10:12:28.106
10 -	1:01.594	99.2	IN PIT		1:42.295 P	82.91	16.907	10:14:10.401

P12		127		Georgina POLDEN		Honda - RS Racing		
IDEAL LAP TIME : 1:25.701		BEST LAP TIME : 1:25.701		DIFFERENCE : 0.000				
LAP	SECTOR 1	SECTOR 2		LAP TIME	MPH	DIFF	TIME OF DAY	
1 -		112.5	35.646	102.9			09:56:37.040	
2 -	54.707	117.9	35.092	105.3	1:29.799	94.45	4.098	09:58:06.839
3 -	54.105	118.3	34.859	104.5	1:28.964	95.33	3.263	09:59:35.803
4 -	53.169	118.7	34.567	104.2	1:27.736	96.67	2.035	10:01:03.539
5 -	53.125	117.5	34.978	104.8	1:28.103	96.26	2.402	10:02:31.642
6 -	52.524	118.5	34.341	105.1	1:26.865	97.64	1.164	10:03:58.507
7 -	51.836	119.8	33.865	105.3	1:25.701 (1)	98.96		10:05:24.208
8 -	52.350	118.3	34.018	104.8	1:26.368 (2)	98.20	0.667	10:06:50.576
9 -	52.643	116.5	34.134	104.3	1:26.777 (3)	97.74	1.076	10:08:17.353
10 -	52.423	117.5	34.486	103.8	1:26.909	97.59	1.208	10:09:44.262
11 -	53.133	117.5	IN PIT		1:28.422 P	95.92	2.721	10:11:12.684

Weather / Track : Changeable / Changeable

Thruxton
Circuit Length = 2.3560 miles
Start: 09:55 Flag 10:20 End: 10:20

MCRCB BULLETIN TK075

2014 MCE British Superbike Championship - Round 6

2014 Motul British Motostar Championship

QUALIFYING 1 - SECTOR ANALYSIS

SECTOR 1 = FL to I1, SECTOR 2 = I1 to FL, DIFF = Difference To Personal Best Lap

P13 72		Alex PERSSON			Honda - PWR /Nordgren Racing			
IDEAL LAP TIME : 1:26.111		BEST LAP TIME : 1:26.111			DIFFERENCE : 0.000			
LAP	SECTOR 1	SECTOR 2		LAP TIME	MPH	DIFF	TIME OF DAY	
1 -		115.5	35.098	101.8			09:56:40.548	
2 -	55.128	117.5	34.363	101.8	1:29.491	94.77	3.380	09:58:10.039
3 -	54.047	118.9	34.786	104.2	1:28.833	95.47	2.722	09:59:38.872
4 -	54.186	117.9	34.043	103.8	1:28.229	96.13	2.118	10:01:07.101
5 -	54.012	116.3	33.822	104.0	1:27.834	96.56	1.723	10:02:34.935
6 -	53.310	116.7	34.244	101.9	1:27.554	96.87	1.443	10:04:02.489
7 -	55.983	113.1	33.984	102.4	1:29.967	94.27	3.856	10:05:32.456
8 -	52.979	116.3	33.560	103.7	1:26.539 (3)	98.00	0.428	10:06:58.995
9 -	52.649	117.5	33.462	104.2	1:26.111 (1)	98.49		10:08:25.106
10 -	52.897	118.3	33.544	104.3	1:26.441 (2)	98.12	0.330	10:09:51.547
11 -	53.607	117.7	33.793	103.2	1:27.400	97.04	1.289	10:11:18.947
12 -	53.837	117.3	35.078	100.6	1:28.915	95.39	2.804	10:12:47.862
13 -	57.795	106.1	IN PIT		1:35.986 P	88.36	9.875	10:14:23.848

P14 79 M3		Chris TAYLOR			Honda - Elevator Saddles & Bridles			
IDEAL LAP TIME : 1:26.117		BEST LAP TIME : 1:26.154			DIFFERENCE : 0.037			
LAP	SECTOR 1	SECTOR 2		LAP TIME	MPH	DIFF	TIME OF DAY	
1 -	OUTLAP	110.1	38.029	96.1			09:58:05.326	
2 -	57.710	118.3	35.459	102.4	1:33.169	91.03	7.015	09:59:38.495
3 -	54.091	118.3	34.239	102.7	1:28.330	96.02	2.176	10:01:06.825
4 -	53.779	116.3	34.086	102.7	1:27.865	96.53	1.711	10:02:34.690
5 -	53.643	119.8	33.809	101.2	1:27.452	96.98	1.298	10:04:02.142
6 -	53.034	117.7	33.908	102.6	1:26.942	97.55	0.788	10:05:29.084
7 -	53.007	115.5	34.116	101.3	1:27.123	97.35	0.969	10:06:56.207
8 -	52.320	116.9	34.104	102.9	1:26.424 (2)	98.13	0.270	10:08:22.631
9 -	52.308	118.3	33.846	102.2	1:26.154 (1)	98.44		10:09:48.785
10 -	52.825	118.1	34.042	101.5	1:26.867 (3)	97.63	0.713	10:11:15.652
11 -	54.081	116.1	IN PIT		1:28.152 P	96.21	1.998	10:12:43.804

P15 64		Asher DURHAM			Honda - SP125Racing.com			
IDEAL LAP TIME : 1:26.403		BEST LAP TIME : 1:26.403			DIFFERENCE : 0.000			
LAP	SECTOR 1	SECTOR 2		LAP TIME	MPH	DIFF	TIME OF DAY	
1 -	OUTLAP	110.9	37.516	96.9			09:58:05.636	
2 -	57.263	114.3	34.983	100.0	1:32.246	91.94	5.843	09:59:37.882
3 -	54.243	116.3	34.533	101.3	1:28.776	95.53	2.373	10:01:06.658
4 -	54.121	113.7	34.645	101.3	1:28.766	95.55	2.363	10:02:35.424
5 -	53.221	116.9	34.297	101.9	1:27.518	96.91	1.115	10:04:02.942
6 -	53.290	115.3	34.331	101.5	1:27.621	96.79	1.218	10:05:30.563
7 -	53.274	114.9	34.299	101.0	1:27.573	96.85	1.170	10:06:58.136
8 -	52.820	115.9	34.056	101.8	1:26.876 (2)	97.62	0.473	10:08:25.012
9 -	52.495	115.7	33.908	101.5	1:26.403 (1)	98.16		10:09:51.415
10 -	53.224	115.9	34.191	100.7	1:27.415 (3)	97.02	1.012	10:11:18.830
11 -	53.976	113.1	36.253	98.3	1:30.229	94.00	3.826	10:12:49.059
12 -	59.097	108.7	IN PIT		1:37.402 P	87.07	10.999	10:14:26.461

P16 13 M3		Sam BURMAN			Honda - WNT /Burman Racing			
IDEAL LAP TIME : 1:26.837		BEST LAP TIME : 1:27.105			DIFFERENCE : 0.268			
LAP	SECTOR 1	SECTOR 2		LAP TIME	MPH	DIFF	TIME OF DAY	
1 -		115.7	35.552	100.6			09:56:37.324	
2 -	54.661	118.1	35.294	102.1	1:29.955	94.28	2.850	09:58:07.279
3 -	55.989	114.9	35.468	102.2	1:31.457	92.73	4.352	09:59:38.736
4 -	54.431	119.1	34.425	102.4	1:28.856	95.45	1.751	10:01:07.592
5 -	55.921	115.7	34.860	101.2	1:30.781	93.42	3.676	10:02:38.373
6 -	53.543	118.1	34.711	102.2	1:28.254	96.10	1.149	10:04:06.627
7 -	53.856	117.9	34.328	101.9	1:28.184	96.18	1.079	10:05:34.811
8 -	53.270	117.7	34.390	102.1	1:27.660	96.75	0.555	10:07:02.471
9 -	52.664	117.3	34.441	101.3	1:27.105 (1)	97.37		10:08:29.576

Weather / Track : Changeable / Changeable

Thruxton
Circuit Length = 2.3560 miles
Start: 09:55 Flag 10:20 End: 10:20

MCRCB BULLETIN TK075

2014 MCE British Superbike Championship - Round 6

2014 Motul British Motostar Championship

QUALIFYING 1 - SECTOR ANALYSIS

SECTOR 1 = FL to I1, SECTOR 2 = I1 to FL, DIFF = Difference To Personal Best Lap

10 -	53.352	116.7	34.173	101.6	1:27.525	(3)	96.90	0.420	10:09:57.101
11 -	52.776	118.5	34.608	101.8	1:27.384	(2)	97.06	0.279	10:11:24.485
12 -	54.925	117.7	35.120	100.1	1:30.045		94.19	2.940	10:12:54.530
13 -	56.691	114.3	IN PIT		1:34.036	P	90.19	6.931	10:14:28.566

P17 47		Jake ARCHER			Honda - Jake Archer Racing					
IDEAL LAP TIME : 1:27.790		BEST LAP TIME : 1:28.184			DIFFERENCE : 0.394					
LAP	SECTOR 1	SECTOR 2		LAP TIME	MPH	DIFF	TIME OF DAY			
1 -	OUTLAP	110.5	36.512	98.6				09:56:40.326		
2 -	55.571	115.5	34.952	99.2	1:30.523		93.69	2.339	09:58:10.849	
3 -	54.350	115.9	34.972	98.9	1:29.322		94.95	1.138	09:59:40.171	
4 -	54.199	115.5	34.612	100.7	1:28.811		95.50	0.627	10:01:08.982	
5 -	54.832	113.5	34.829	100.1	1:29.661		94.59	1.477	10:02:38.643	
6 -	53.815	114.1	34.507	100.7	1:28.322		96.03	0.138	10:04:06.965	
7 -	53.946	113.7	34.238	100.6	1:28.184	(1)	96.18		10:05:35.149	
8 -	53.847	112.7	34.615	98.3	1:28.462		95.87	0.278	10:07:03.611	
9 -	53.552	112.9	34.727	95.5	1:28.279	(2)	96.07	0.095	10:08:31.890	
10 -	53.802	112.2	34.491	99.8	1:28.293	(3)	96.06	0.109	10:10:00.183	
11 -	53.673	114.1	35.256	97.8	1:28.929		95.37	0.745	10:11:29.112	
12 -	55.048	112.7	36.809	95.1	1:31.857		92.33	3.673	10:13:00.969	
13 -	57.580	110.0	36.771	96.6	1:34.351		89.89	6.167	10:14:35.320	
14 -	57.233	108.2	IN PIT		1:34.733	P	89.53	6.549	10:16:10.053	
15 -	OUTLAP	104.5	38.455	93.7	2:38.655		53.45	1:10.471	10:18:48.708	
16 -	58.976	107.7	38.787	94.9	1:37.763		86.75	9.579	10:20:26.471	

P18 74 M3		Joe THOMPSON			Repli-Cast - Repli-CastUK					
IDEAL LAP TIME : 1:29.149		BEST LAP TIME : 1:29.689			DIFFERENCE : 0.540					
LAP	SECTOR 1	SECTOR 2		LAP TIME	MPH	DIFF	TIME OF DAY			
1 -	OUTLAP	102.1	40.297	96.4				09:57:26.300		
2 -	1:00.041	102.7	43.306	98.3	1:43.347		82.06	13.658	09:59:09.647	
3 -	58.754	106.5	35.426	99.7	1:34.180		90.05	4.491	10:00:43.827	
4 -	56.676	107.3	35.675	99.8	1:32.351		91.84	2.662	10:02:16.178	
5 -	55.912	113.7	35.071	100.3	1:30.983		93.22	1.294	10:03:47.161	
6 -	55.190	115.3	34.518	100.0	1:29.708	(2)	94.54	0.019	10:05:16.869	
7 -	55.969	113.7	35.057	99.2	1:31.026		93.17	1.337	10:06:47.895	
8 -	54.650	113.3	35.213	99.5	1:29.863	(3)	94.38	0.174	10:08:17.758	
9 -	54.950	109.8	35.180	99.4	1:30.130		94.10	0.441	10:09:47.888	
10 -	55.190	115.3	34.499	99.7	1:29.689	(1)	94.56		10:11:17.577	
11 -	55.137	114.5	35.554	99.4	1:30.691		93.52	1.002	10:12:48.268	
12 -	1:03.820	98.2	IN PIT		1:45.421	P	80.45	15.732	10:14:33.689	

P19 90		Greg GREENWOOD			Luyten Honda - FPW Racing					
IDEAL LAP TIME : 1:29.629		BEST LAP TIME : 1:29.743			DIFFERENCE : 0.114					
LAP	SECTOR 1	SECTOR 2		LAP TIME	MPH	DIFF	TIME OF DAY			
1 -	OUTLAP	97.8	IN PIT					09:57:02.573		
2 -	OUTLAP	112.0	38.584	96.5	3:06.818		45.40	1:37.075	10:00:09.391	
3 -	55.953	112.5	36.089	97.9	1:32.042		92.14	2.299	10:01:41.433	
4 -	55.548	112.2	36.322	96.9	1:31.870		92.32	2.127	10:03:13.303	
5 -	55.384	112.5	35.977	97.1	1:31.361		92.83	1.618	10:04:44.664	
6 -	55.248	112.9	35.773	97.2	1:31.021		93.18	1.278	10:06:15.685	
7 -	54.984	112.5	35.552	97.5	1:30.536		93.68	0.793	10:07:46.221	
8 -	54.643	113.5	35.351	97.8	1:29.994	(3)	94.24	0.251	10:09:16.215	
9 -	54.580	111.8	35.401	97.6	1:29.981	(2)	94.26	0.238	10:10:46.196	
10 -	54.278	114.9	35.465	96.6	1:29.743	(1)	94.51		10:12:15.939	
11 -	1:02.796	100.4	IN PIT		1:40.902	P	84.05	11.159	10:13:56.841	

P20 18		Paul DOBB			Honda - PDR					
IDEAL LAP TIME : 1:29.789		BEST LAP TIME : 1:29.895			DIFFERENCE : 0.106					
LAP	SECTOR 1	SECTOR 2		LAP TIME	MPH	DIFF	TIME OF DAY			
1 -	OUTLAP	110.9	36.968	96.2				10:04:55.967		

Weather / Track : Changeable / Changeable

Thruxton
Circuit Length = 2.3560 miles
Start: 09:55 Flag 10:20 End: 10:20

MCRCB BULLETIN TK075

2014 MCE British Superbike Championship - Round 6

2014 Motul British Motostar Championship

QUALIFYING 1 - SECTOR ANALYSIS

SECTOR 1 = FL to I1, SECTOR 2 = I1 to FL, DIFF = Difference To Personal Best Lap

2 -	55.813	113.5	36.103	97.2	1:31.916	92.27	2.021	10:06:27.883
3 -	54.408	112.9	36.413	95.8	1:30.821 (3)	93.38	0.926	10:07:58.704
4 -	54.746	112.9	35.782	95.3	1:30.528 (2)	93.69	0.633	10:09:29.232
5 -	54.007	114.5	35.888	96.6	1:29.895 (1)	94.35		10:10:59.127
6 -	56.188	109.1	36.459	96.2	1:32.647	91.54	2.752	10:12:31.774
7 -	58.821	105.1	IN PIT		1:36.754 P	87.66	6.859	10:14:08.528

P21 4		Louis VALLELEY			KTM - Century 21 /Cresswell Racing			
IDEAL LAP TIME : 1:30.632		BEST LAP TIME : 1:30.789			DIFFERENCE : 0.157			
LAP	SECTOR 1	SECTOR 2		LAP TIME	MPH	DIFF	TIME OF DAY	
1 -	OUTLAP	88.7	42.901	82.8				09:57:11.002
2 -	1:01.512	95.0	40.373	90.8	1:41.885	83.24	11.096	09:58:52.887
3 -	1:03.511	105.0	38.667	90.3	1:42.178	83.00	11.389	10:00:35.065
4 -	58.669	100.3	37.553	97.1	1:36.222	88.14	5.433	10:02:11.287
5 -	56.293	107.7	36.331	97.5	1:32.624	91.57	1.835	10:03:43.911
6 -	57.053	108.2	35.495	97.2	1:32.548	91.64	1.759	10:05:16.459
7 -	56.199	109.1	35.654	98.6	1:31.853 (3)	92.33	1.064	10:06:48.312
8 -	55.457	106.5	35.502	97.2	1:30.959 (2)	93.24	0.170	10:08:19.271
9 -	55.137	108.9	35.652	97.8	1:30.789 (1)	93.42		10:09:50.060
10 -	56.611	106.0	37.240	96.0	1:33.851	90.37	3.062	10:11:23.911
11 -	57.541	108.2	IN PIT		1:32.349 P	91.84	1.560	10:12:56.260

P22 7		Jamie ASHBY			Honda - JPA Racing /SP125			
IDEAL LAP TIME : 1:30.992		BEST LAP TIME : 1:30.992			DIFFERENCE : 0.000			
LAP	SECTOR 1	SECTOR 2		LAP TIME	MPH	DIFF	TIME OF DAY	
1 -	OUTLAP	111.1	37.868	96.9				09:57:57.497
2 -	58.332	113.1	36.917	96.5	1:35.249	89.04	4.257	09:59:32.746
3 -	57.133	113.7	36.693	98.6	1:33.826	90.39	2.834	10:01:06.572
4 -	56.893	113.1	36.543	98.3	1:33.436	90.77	2.444	10:02:40.008
5 -	56.305	114.3	36.571	98.2	1:32.876	91.32	1.884	10:04:12.884
6 -	56.127	113.7	36.144	98.3	1:32.271	91.92	1.279	10:05:45.155
7 -	55.839	112.2	36.427	97.5	1:32.266	91.92	1.274	10:07:17.421
8 -	56.010	112.2	36.200	97.1	1:32.210 (3)	91.98	1.218	10:08:49.631
9 -	55.413	111.6	36.054	97.3	1:31.467 (2)	92.72	0.475	10:10:21.098
10 -	55.074	112.9	35.918	97.8	1:30.992 (1)	93.21		10:11:52.090
11 -	55.780	112.4	36.594	96.8	1:32.374	91.81	1.382	10:13:24.464
12 -	56.135	111.6	36.547	97.5	1:32.682	91.51	1.690	10:14:57.146
13 -	56.943	109.2	37.433	96.0	1:34.376	89.87	3.384	10:16:31.522
14 -	1:02.176	98.2	IN PIT		1:41.578 P	83.49	10.586	10:18:13.100

P23 44		Jake BAYFORD			Honda - Intek Adhesives by SGR Racing			
IDEAL LAP TIME : 1:36.626		BEST LAP TIME : 1:40.944			DIFFERENCE : 4.318			
LAP	SECTOR 1	SECTOR 2		LAP TIME	MPH	DIFF	TIME OF DAY	
1 -	OUTLAP	81.4	39.593	90.6				09:56:48.946
2 -	OUTLAP	99.8	38.562	92.4	13:51.320	10.20	12:10.376	10:10:40.266
3 -	58.064	107.5	IN PIT		1:33.725 P	90.49		10:12:13.991
4 -	OUTLAP	101.0	39.292	91.4	2:53.316	48.93	1:12.372	10:15:07.307
5 -	1:01.304	100.9	39.640	91.3	1:40.944 (1)	84.02		10:16:48.251
6 -	1:03.619	94.1	IN PIT		1:44.293 P	81.32	3.349	10:18:32.544

MCRCB BULLETIN TK076**2014 MCE British Superbike Championship - Round 6****2014 Motul British Motostar Championship****QUALIFYING 1 - BEST SPEEDS**

SECTOR 1				SECTOR 2			FINISH LINE		
POS	NO	NAME	MPH	NO	NAME	MPH	NO	NAME	MPH
1	28	Bradley RAY	122.6				66	Joe IRVING	107.2
2	42	James HOBSON	122.2				28	Bradley RAY	106.5
3	66	Joe IRVING	121.7				6	Taz TAYLOR	105.6
4	6	Taz TAYLOR	121.5				42	James HOBSON	105.6
5	34	Jordan WEAVING	121.1				127	Georgina POLDEN	105.3
6	36	Jayson URIBE	119.8				34	Jordan WEAVING	104.3
7	79	Chris TAYLOR	119.8				72	Alex PERSSON	104.3
8	127	Georgina POLDEN	119.8				79	Chris TAYLOR	102.9
9	13	Sam BURMAN	119.1				36	Jayson URIBE	102.7
10	72	Alex PERSSON	118.9				13	Sam BURMAN	102.4
11	86	Charlie NESBITT	117.7				35	Elliot LODGE	102.2
12	64	Asher DURHAM	116.9				64	Asher DURHAM	101.9
13	25	Mke BROUWERS	116.7				12	Edward RENDELL	101.2
14	35	Elliot LODGE	116.7				86	Charlie NESBITT	101.0
15	12	Edward RENDELL	115.9				25	Mke BROUWERS	100.7
16	47	Jake ARCHER	115.9				47	Jake ARCHER	100.7
17	74	Joe THOMPSON	115.3				74	Joe THOMPSON	100.3
18	90	Greg GREENWOOD	114.9				43	Amie SHELTON	99.7
19	18	Paul DOBB	114.5				4	Louis VALLELEY	98.6
20	7	Jamie ASHBY	114.3				7	Jamie ASHBY	98.6
21	43	Amie SHELTON	114.1				90	Greg GREENWOOD	97.9
22	4	Louis VALLELEY	109.1				18	Paul DOBB	97.2
23	44	Jake BAYFORD	107.5				44	Jake BAYFORD	92.4

Weather / Track : Changeable / Changeable

Results can be found at www.tsl-timing.comThrupton
Circuit Length = 2.3560 miles
Start: 09:55 Flag 10:20 End: 10:20

Printed - 10:23 Saturday, 02 August 2014

MCRCB BULLETIN TK077

2014 MCE British Superbike Championship - Round 6

2014 Motul British Motostar Championship

QUALIFYING 1 - BEST SECTORS

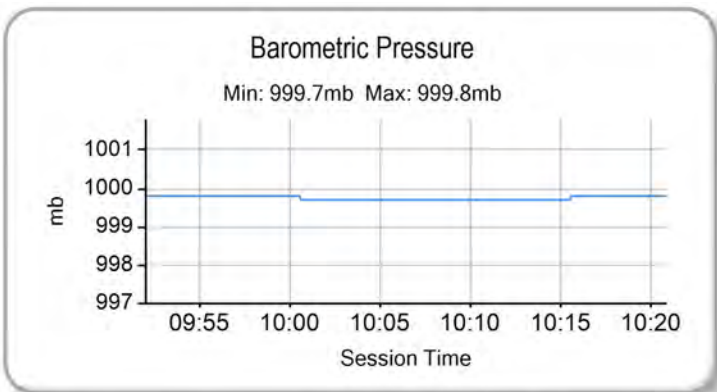
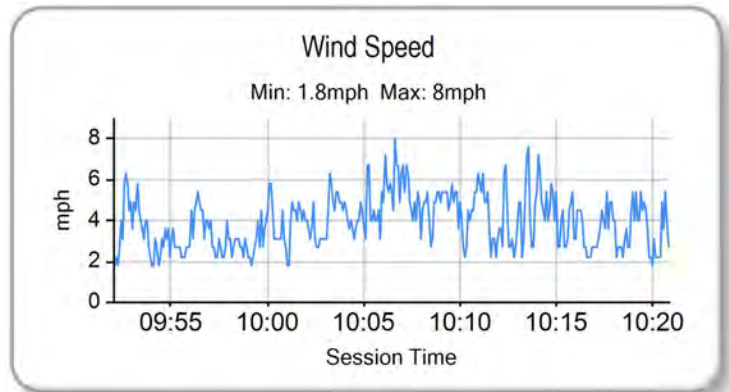
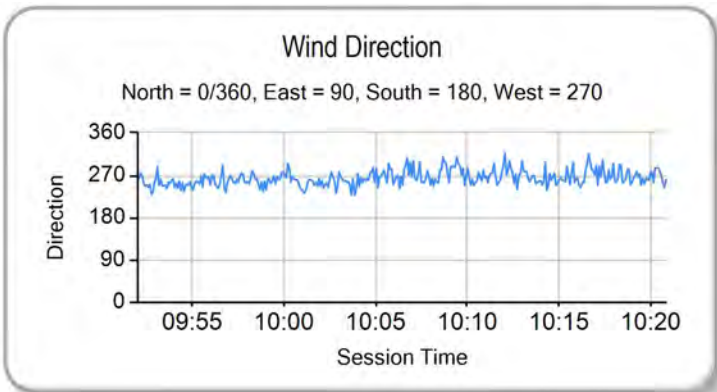
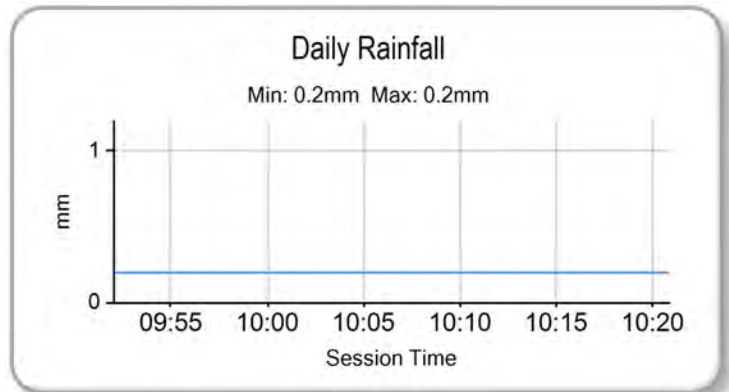
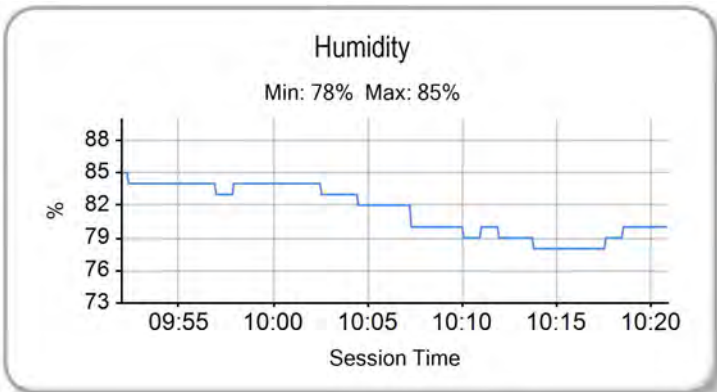
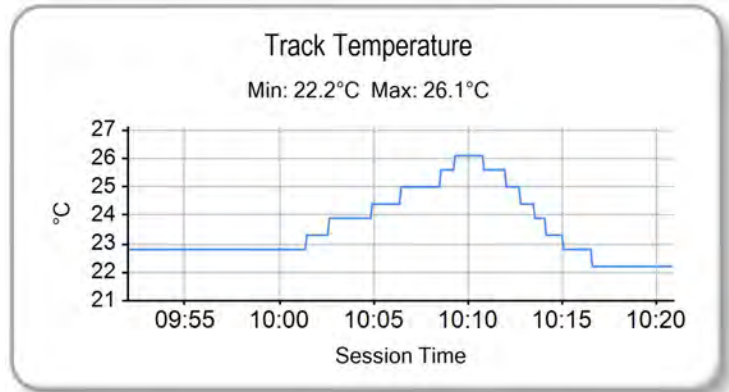
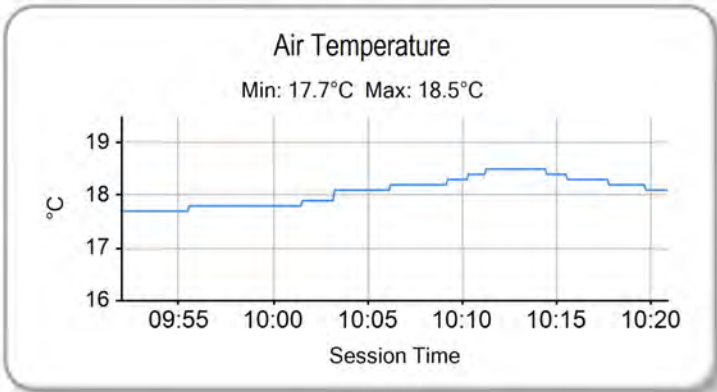
SECTOR 1			SECTOR 2			IDEAL / BEST COMPARISON						
POS	NO	NAME	TIME	NO	NAME	TIME	POS	NO	NAME	IDEAL	BEST	DIFF
1	28	RAY	49.566	28	RAY	31.655			PERFECT LAP	1:21.221		
2	34	WEAVING	50.309	66	IRVING	31.941	1	28	RAY	1:21.221	1:21.366	0.145
3	6	TAYLOR	50.338	36	URIBE	32.114	2	66	IRVING	1:22.420	1:22.420	0.000
4	66	IRVING	50.479	6	TAYLOR	32.413	3	6	TAYLOR	1:22.751	1:22.948	0.197
5	12	RENDELL	50.788	34	WEAVING	32.486	4	34	WEAVING	1:22.795	1:22.795	0.000
6	36	URIBE	50.850	12	RENDELL	32.866	5	36	URIBE	1:22.964	1:23.342	0.378
7	42	HOBSON	51.430	25	BROUWERS	32.941	6	12	RENDELL	1:23.654	1:23.654	0.000
8	25	BROUWERS	51.512	86	NESBITT	32.959	7	25	BROUWERS	1:24.453	1:24.579	0.126
9	127	POLDEN	51.836	42	HOBSON	33.178	8	42	HOBSON	1:24.608	1:24.798	0.190
10	35	LODGE	51.882	35	LODGE	33.260	9	86	NESBITT	1:24.885	1:25.126	0.241
11	43	SHELTON	51.907	72	PERSSON	33.462	10	35	LODGE	1:25.142	1:25.388	0.246
12	86	NESBITT	51.926	43	SHELTON	33.468	11	43	SHELTON	1:25.375	1:25.375	0.000
13	79	TAYLOR	52.308	79	TAYLOR	33.809	12	127	POLDEN	1:25.701	1:25.701	0.000
14	64	DURHAM	52.495	127	POLDEN	33.865	13	72	PERSSON	1:26.111	1:26.111	0.000
15	72	PERSSON	52.649	64	DURHAM	33.908	14	79	TAYLOR	1:26.117	1:26.154	0.037
16	13	BURMAN	52.664	13	BURMAN	34.173	15	64	DURHAM	1:26.403	1:26.403	0.000
17	47	ARCHER	53.552	47	ARCHER	34.238	16	13	BURMAN	1:26.837	1:27.105	0.268
18	18	DOBB	54.007	74	THOMPSON	34.499	17	47	ARCHER	1:27.790	1:28.184	0.394
19	90	GREENWOOD	54.278	90	GREENWOOD	35.351	18	74	THOMPSON	1:29.149	1:29.689	0.540
20	74	THOMPSON	54.650	4	VALLELEY	35.495	19	90	GREENWOOD	1:29.629	1:29.743	0.114
21	7	ASHBY	55.074	18	DOBB	35.782	20	18	DOBB	1:29.789	1:29.895	0.106
22	4	VALLELEY	55.137	7	ASHBY	35.918	21	4	VALLELEY	1:30.632	1:30.789	0.157
23	44	BAYFORD	58.064	44	BAYFORD	38.562	22	7	ASHBY	1:30.992	1:30.992	0.000
							23	44	BAYFORD	1:36.626	1:40.944	4.318

MCRCB BULLETIN TK078

2014 MCE British Superbike Championship - Round 6

2014 Motul British Motostar Championship

QUALIFYING 1 - WEATHER CONDITIONS



Weather / Track : Changeable / Changeable

Results can be found at www.tsl-timing.com

Thruxton
Circuit Length = 2.3560 miles
Start: 09:55 Flag 10:20 End: 10:20

Printed - 10:24 Saturday, 02 August 2014



POS	NO	CL	PIC NAME	ENTRY	FIRST		SECOND		GAP	DIFF
					TIME	LAPS	TIME	LAPS		
1	28		1 Bradley RAY	EE125 - FAB-Racing	1:21.366	11	1:30.443	9		
2	66	MB	1 Joe IRVING	KTM- Redline KTM	1:22.420	10		0	1.054	1.054
3	34	MB	2 Jordan WEAVING	KTM- Jordan Racing /Burkert	1:22.795	10		0	1.429	0.375
4	6		2 Taz TAYLOR	Luyten Honda - FPW Racing /Hookless Holidays	1:22.948	13		0	1.582	0.153
5	36	MB	3 Jayson URIBE	Honda - FPW Racing /RSR	1:23.342	12		0	1.976	0.394
6	12		3 Edward RENDELL	Honda - Banks Racing	1:23.654	10	1:31.740	11	2.288	0.312
7	25	MB	4 Mike BROUWERS	Honda - Joma /Brouwers Racing Team	1:24.579	10	1:33.369	13	3.213	0.925
8	42	MB	5 James HOBSON	Honda - Two 4 Motorsport with RS Racing	1:24.798	12	1:35.765	8	3.432	0.219
9	86	MB	6 Charlie NESBITT	Repli-Cast - Repli-CastUK	1:25.126	13	1:31.658	16	3.760	0.328
10	43		4 Arnie SHELTON	Honda - e3 Motorsport with Shelton Racing	1:25.375	10		0	4.009	0.249
11	35		5 Elliot LODGE	Honda - SP125 /Spike Racing	1:25.388	10		0	4.022	0.013
12	127		6 Georgina POLDEN	Honda - RS Racing	1:25.701	11	1:30.090	11	4.335	0.313
13	72		7 Alex PERSSON	Honda - PWR /Nordgren Racing	1:26.111	13		0	4.745	0.410
14	79	MB	7 Chris TAYLOR	Honda - Elevator Saddles & Bridles	1:26.154	11	1:34.486	10	4.788	0.043
15	64		8 Asher DURHAM	Honda - SP125Racing.com	1:26.403	12		0	5.037	0.249
16	13	MB	8 Sam BURMAN	Honda - WNT /Burman Racing	1:27.105	13	1:38.103	9	5.739	0.702
17	47		9 Jake ARCHER	Honda - Jake Archer Racing	1:28.184	16	1:35.146	15	6.818	1.079
18	74	MB	9 Joe THOMPSON	Repli-Cast - Repli-CastUK	1:29.689	12	1:33.939	16	8.323	1.505
19	90		10 Greg GREENWOOD	Luyten Honda - FPW Racing	1:29.743	11		0	8.377	0.054
20	18		11 Paul DOBB	Honda - PDR	1:29.895	7		0	8.529	0.152
21	4		12 Louis VALLELEY	KTM- Century 21 /Cresswell Racing	1:30.789	11	1:40.352	13	9.423	0.894
22	7		13 Jamie ASHBY	Honda - JPA Racing /SP125	1:30.992	14	1:40.599	11	9.626	0.203
23	44		14 Jake BAYFORD	Honda - Intek Adhesives by SGR Racing	1:40.944	6	1:37.101	14	15.735	6.109

Weather / Track : Cloudy / Wet

These results are provisional until the conclusion of any judicial and technical matters.

Thrupton

Circuit Length = 2.3560 miles

Start: 13:45 Flag 14:10 End: 14:12

Race Director :	Stewards :	Timekeeper :
-----------------	------------	--------------

Results can be found at www.britishsuperbike.com

Printed - 14:14 Saturday, 02 August 2014





POS	NO	CL	PIC NAME	ENTRY	TIME	ON	LAPS	GAP	DIFF	MPH
1	127		1 Georgina POLDEN	Honda - RS Racing	1:30.090	10	11			94.14
2	28		2 Bradley RAY	EE125 - FAB-Racing	1:30.443	8	9	0.353	0.353	93.77
3	86	MB	1 Charlie NESBITT	Repli-Cast - Repli-CastUK	1:31.658	15	16	1.568	1.215	92.53
4	12		3 Edward RENDELL	Honda - Banks Racing	1:31.740	11	11	1.650	0.082	92.45
5	25	MB	2 Mike BROUWERS	Honda - Joma /Brouwers Racing Team	1:33.369	13	13	3.279	1.629	90.83
6	74	MB	3 Joe THOMPSON	Repli-Cast - Repli-CastUK	1:33.939	16	16	3.849	0.570	90.28
7	79	MB	4 Chris TAYLOR	Honda - Elevator Saddles & Bridles	1:34.486	5	10	4.396	0.547	89.76
8	47		4 Jake ARCHER	Honda - Jake Archer Racing	1:35.146	12	15	5.056	0.660	89.14
9	42	MB	5 James HOBSON	Honda - Two 4 Motorsport with RS Racing	1:35.765	4	8	5.675	0.619	88.56
10	44		5 Jake BAYFORD	Honda - Intek Adhesives by SGR Racing	1:37.101	13	14	7.011	1.336	87.34
11	13	MB	6 Sam BURMAN	Honda - WNT /Burman Racing	1:38.103	8	9	8.013	1.002	86.45
QUALIFYING LAPTIME (110.0% of 1:30.090) = 1:39.099										
12	4		6 Louis VALLELEY	KTM- Century 21 /Cresswell Racing	1:40.352	7	13	10.262	2.249	84.51
13	7		7 Jamie ASHBY	Honda - JPA Racing /SP125	1:40.599	11	11	10.509	0.247	84.31

Weather / Track : Cloudy / Wet

These results are provisional until the conclusion of any judicial and technical matters.

Thruxton

Circuit Length = 2.3560 miles

Start: 13:45 Flag 14:10 End: 14:12

Race Director :	Stewards :	Timekeeper :
-----------------	------------	--------------

Results can be found at www.britishsuperbike.com

Printed - 14:13 Saturday, 02 August 2014



MCRCB BULLETIN TK093

2014 MCE British Superbike Championship - Round 6

2014 Motul British Motostar Championship

QUALIFYING 2 - SECTOR ANALYSIS

SECTOR 1 = FL to I1, SECTOR 2 = I1 to FL, DIFF = Difference To Personal Best Lap

P1 127		Georgina POLDEN			Honda - RS Racing		
IDEAL LAP TIME : 1:29.893		BEST LAP TIME : 1:30.090			DIFFERENCE : 0.197		
LAP	SECTOR 1	SECTOR 2		LAP TIME	MPH	DIFF	TIME OF DAY
1 -	OUTLAP	106.6	38.779	98.9			13:53:54.583
2 -	58.588	110.3	36.226	101.2	1:34.814	89.45	4.724 13:55:29.397
3 -	55.371	113.5	36.865	101.5	1:32.236	91.95	2.146 13:57:01.633
4 -	55.927	114.9	35.949	101.0	1:31.876	92.31	1.786 13:58:33.509
5 -	54.862	115.9	36.528	100.9	1:31.390	92.80	1.300 14:00:04.899
6 -	54.881	115.1	37.097	99.8	1:31.978	92.21	1.888 14:01:36.877
7 -	55.014	114.9	36.906	100.3	1:31.920	92.27	1.830 14:03:08.797
8 -	54.891	114.5	36.244	101.2	1:31.135 (2)	93.06	1.045 14:04:39.932
9 -	55.026	115.7	36.117	101.3	1:31.143 (3)	93.05	1.053 14:06:11.075
10 -	53.944	114.9	36.146	101.9	1:30.090 (1)	94.14	14:07:41.165
11 -	55.097	112.9	IN PIT		1:31.562 P	92.63	1.472 14:09:12.727

P2 28		Bradley RAY			EE125 - FAB-Racing		
IDEAL LAP TIME : 1:29.754		BEST LAP TIME : 1:30.443			DIFFERENCE : 0.689		
LAP	SECTOR 1	SECTOR 2		LAP TIME	MPH	DIFF	TIME OF DAY
1 -	OUTLAP	107.8	38.214	96.5			13:49:40.683
2 -	58.405	115.3	36.151	99.2	1:34.556	89.69	4.113 13:51:15.239
3 -	56.291	115.7	35.794	99.4	1:32.085	92.10	1.642 13:52:47.324
4 -	55.458	115.5	35.733	100.4	1:31.191 (3)	93.00	0.748 13:54:18.515
5 -	59.180	104.3	IN PIT		1:36.609 P	87.79	6.166 13:55:55.124
6 -	OUTLAP	116.9	35.394	100.1	2:53.043	49.01	1:22.600 13:58:48.167
7 -	55.363	115.3	35.293	100.6	1:30.656 (2)	93.55	0.213 14:00:18.823
8 -	54.461	117.9	35.982	98.6	1:30.443 (1)	93.77	14:01:49.266
9 -	59.368	102.2	IN PIT		1:36.729 P	87.68	6.286 14:03:25.995

P3 86 M3		Charlie NESBITT			Repli-Cast - Repli-CastUK		
IDEAL LAP TIME : 1:31.414		BEST LAP TIME : 1:31.658			DIFFERENCE : 0.244		
LAP	SECTOR 1	SECTOR 2		LAP TIME	MPH	DIFF	TIME OF DAY
1 -	OUTLAP	110.7	38.758	92.8			13:46:56.816
2 -	59.991	112.2	37.952	95.8	1:37.943	86.59	6.285 13:48:34.759
3 -	58.685	111.4	37.267	96.6	1:35.952	88.39	4.294 13:50:10.711
4 -	58.147	111.1	37.760	96.2	1:35.907	88.43	4.249 13:51:46.618
5 -	57.354	111.4	36.767	96.9	1:34.121	90.11	2.463 13:53:20.739
6 -	57.674	110.5	37.384	96.4	1:35.058	89.22	3.400 13:54:55.797
7 -	57.679	111.8	36.923	96.6	1:34.602	89.65	2.944 13:56:30.399
8 -	56.154	111.8	36.318	97.3	1:32.472	91.72	0.814 13:58:02.871
9 -	56.894	111.6	36.618	97.3	1:33.512	90.70	1.854 13:59:36.383
10 -	56.561	111.2	36.332	97.2	1:32.893	91.30	1.235 14:01:09.276
11 -	55.860	111.6	36.218	97.1	1:32.078	92.11	0.420 14:02:41.354
12 -	55.878	112.2	35.795	97.9	1:31.673 (2)	92.52	0.015 14:04:13.027
13 -	55.967	112.2	36.029	98.2	1:31.996	92.19	0.338 14:05:45.023
14 -	56.426	112.4	36.078	97.9	1:32.504	91.68	0.846 14:07:17.527
15 -	55.892	112.7	35.766	97.3	1:31.658 (1)	92.53	14:08:49.185
16 -	55.648	112.4	36.096	96.8	1:31.744 (3)	92.44	0.086 14:10:20.929

P4 12		Edward RENDELL			Honda - Banks Racing		
IDEAL LAP TIME : 1:31.484		BEST LAP TIME : 1:31.740			DIFFERENCE : 0.256		
LAP	SECTOR 1	SECTOR 2		LAP TIME	MPH	DIFF	TIME OF DAY
1 -	OUTLAP	106.1	38.479	93.4			13:52:17.159
2 -	58.708	106.1	37.384	94.2	1:36.092	88.26	4.352 13:53:53.251
3 -	57.373	108.4	36.691	94.7	1:34.064	90.16	2.324 13:55:27.315
4 -	56.971	108.5	36.694	95.1	1:33.665	90.55	1.925 13:57:00.980
5 -	57.149	109.1	IN PIT		1:32.237 P	91.95	0.497 13:58:33.217
6 -	OUTLAP	109.1	37.198	94.2	2:55.011	48.46	1:23.271 14:01:28.228
7 -	56.079	109.6	36.026	96.0	1:32.105 (3)	92.08	0.365 14:03:00.333
8 -	55.875	109.2	36.122	96.0	1:31.997 (2)	92.19	0.257 14:04:32.330
9 -	56.021	109.8	IN PIT		1:29.673 P	94.58	14:06:02.003

Weather / Track : Cloudy / Wet

Thruxton

Circuit Length = 2.3560 miles

Start: 13:45 Flag 14:10 End: 14:12

MCRCB BULLETIN TK093

2014 MCE British Superbike Championship - Round 6

2014 Motul British Motostar Championship

QUALIFYING 2 - SECTOR ANALYSIS

SECTOR 1 = FL to I1, SECTOR 2 = I1 to FL, DIFF = Difference To Personal Best Lap

10 -	OUTLAP	107.3	36.460	95.7	2:34.457	54.91	1:02.717	14:08:36.460
11 -	56.131	109.6	35.609	95.8	1:31.740 (1)	92.45		14:10:08.200

P5		25 M3		Mike BROUWERS		Honda - Joma /Brouwers Racing Team		
IDEAL LAP TIME : 1:33.368		BEST LAP TIME : 1:33.369		DIFFERENCE : 0.001				
LAP	SECTOR 1	SECTOR 2		LAP TIME	MPH	DIFF	TIME OF DAY	
1 -	OUTLAP	104.0	40.596	94.6				13:49:27.774
2 -	1:03.482	108.5	38.512	94.9	1:41.994	83.15	8.625	13:51:09.768
3 -	1:00.851	107.7	37.589	96.0	1:38.440	86.16	5.071	13:52:48.208
4 -	58.826	109.8	IN PIT		1:34.461 P	89.78	1.092	13:54:22.669
5 -	OUTLAP	110.0	37.619	83.7	2:51.103	49.57	1:17.734	13:57:13.772
6 -	58.082	109.6	36.856	96.6	1:34.938	89.33	1.569	13:58:48.710
7 -	58.401	109.4	IN PIT		1:34.220 P	90.01	0.851	14:00:22.930
8 -	OUTLAP	109.2	36.501	96.4	2:12.329	64.09	38.960	14:02:35.259
9 -	57.753	109.8	36.334	96.6	1:34.087 (3)	90.14	0.718	14:04:09.346
10 -	57.753	109.4	36.622	96.5	1:34.375	89.87	1.006	14:05:43.721
11 -	57.680	110.9	36.487	97.2	1:34.167	90.06	0.798	14:07:17.888
12 -	57.584	111.6	36.286	96.9	1:33.870 (2)	90.35	0.501	14:08:51.758
13 -	57.082	111.4	36.287	96.6	1:33.369 (1)	90.83		14:10:25.127

P6		74 M3		Joe THOMPSON		Repli-Cast - Repli-CastUK		
IDEAL LAP TIME : 1:33.939		BEST LAP TIME : 1:33.939		DIFFERENCE : 0.000				
LAP	SECTOR 1	SECTOR 2		LAP TIME	MPH	DIFF	TIME OF DAY	
1 -	OUTLAP	103.8	41.046	92.0				13:47:04.128
2 -	1:03.309	102.7	39.557	93.3	1:42.866	82.45	8.927	13:48:46.994
3 -	1:01.621	107.8	38.986	94.9	1:40.607	84.30	6.668	13:50:27.601
4 -	1:00.643	109.8	38.500	96.5	1:39.143	85.54	5.204	13:52:06.744
5 -	1:00.643	111.6	39.776	94.1	1:40.419	84.46	6.480	13:53:47.163
6 -	59.901	108.7	38.326	97.1	1:38.227	86.34	4.288	13:55:25.390
7 -	59.478	107.2	37.763	96.5	1:37.241	87.22	3.302	13:57:02.631
8 -	58.878	111.6	37.452	97.3	1:36.330	88.04	2.391	13:58:38.961
9 -	58.608	112.4	37.304	96.5	1:35.912	88.43	1.973	14:00:14.873
10 -	58.180	112.4	36.855	96.6	1:35.035	89.24	1.096	14:01:49.908
11 -	59.208	108.5	37.698	96.9	1:36.906	87.52	2.967	14:03:26.814
12 -	58.174	109.6	37.089	96.9	1:35.263	89.03	1.324	14:05:02.077
13 -	58.100	109.2	37.209	97.6	1:35.309	88.99	1.370	14:06:37.386
14 -	57.800	110.9	37.032	96.0	1:34.832 (3)	89.43	0.893	14:08:12.218
15 -	57.778	108.9	36.889	98.1	1:34.667 (2)	89.59	0.728	14:09:46.885
16 -	57.435	112.0	36.504	97.6	1:33.939 (1)	90.28		14:11:20.824

P7		79 M3		Chris TAYLOR		Honda - Elevator Saddles & Bridles		
IDEAL LAP TIME : 1:33.726		BEST LAP TIME : 1:34.486		DIFFERENCE : 0.760				
LAP	SECTOR 1	SECTOR 2		LAP TIME	MPH	DIFF	TIME OF DAY	
1 -	OUTLAP	99.8	41.470	92.9				13:53:22.607
2 -	1:02.813	109.6	39.400	97.6	1:42.213	82.97	7.727	13:55:04.820
3 -	59.609	111.8	37.245	98.5	1:36.854	87.57	2.368	13:56:41.674
4 -	58.933	113.1	36.306	99.1	1:35.239 (2)	89.05	0.753	13:58:16.913
5 -	57.420	112.2	37.066	99.7	1:34.486 (1)	89.76		13:59:51.399
6 -	57.854	109.8	37.612	99.1	1:35.466	88.84	0.980	14:01:26.865
7 -	58.176	110.5	37.077	97.5	1:35.253 (3)	89.04	0.767	14:03:02.118
8 -	58.602	110.7	36.745	99.7	1:35.347	88.95	0.861	14:04:37.465
9 -	58.771	112.9	37.153	98.5	1:35.924	88.42	1.438	14:06:13.389
10 -	58.086	110.7	IN PIT		1:36.562 P	87.83	2.076	14:07:49.951

P8		47		Jake ARCHER		Honda - Jake Archer Racing		
IDEAL LAP TIME : 1:35.034		BEST LAP TIME : 1:35.146		DIFFERENCE : 0.112				
LAP	SECTOR 1	SECTOR 2		LAP TIME	MPH	DIFF	TIME OF DAY	
1 -		107.7	40.016	93.3				13:47:12.816
2 -	1:01.178	108.0	40.931	93.5	1:42.109	83.06	6.963	13:48:54.925
3 -	1:00.628	108.9	38.455	93.9	1:39.083	85.60	3.937	13:50:34.008

Weather / Track : Cloudy / Wet

Thruxton
Circuit Length = 2.3560 miles
Start: 13:45 Flag 14:10 End: 14:12

MCRCB BULLETIN TK093

2014 MCE British Superbike Championship - Round 6

2014 Motul British Motostar Championship

QUALIFYING 2 - SECTOR ANALYSIS

SECTOR 1 = FL to I1, SECTOR 2 = I1 to FL, DIFF = Difference To Personal Best Lap

4 -	59.588	108.5	38.402	92.5	1:37.990	86.55	2.844	13:52:11.998
5 -	58.971	108.5	37.830	93.9	1:36.801	87.61	1.655	13:53:48.799
6 -	58.951	105.6	38.250	93.7	1:37.201	87.25	2.055	13:55:26.000
7 -	58.028	108.4	38.191	94.9	1:36.219	88.14	1.073	13:57:02.219
8 -	58.227	110.0	37.856	93.8	1:36.083	88.27	0.937	13:58:38.302
9 -	58.300	108.9	37.622	95.4	1:35.922 (3)	88.42	0.776	14:00:14.224
10 -	58.042	109.1	37.418	95.4	1:35.460 (2)	88.84	0.314	14:01:49.684
11 -	59.796	104.8	38.013	95.7	1:37.809	86.71	2.663	14:03:27.493
12 -	57.779	109.1	37.367	95.1	1:35.146 (1)	89.14		14:05:02.639
13 -	59.462	103.8	IN PIT		1:37.619 P	86.88	2.473	14:06:40.258
14 -	OUTLAP	108.2	37.322	95.1	1:56.953	72.52	21.807	14:08:37.211
15 -	58.673	108.0	37.255	95.3	1:35.928	88.41	0.782	14:10:13.139

P9 42 M3		James HOBSON			Honda - Two 4 Motorsport with RS Racing			
IDEAL LAP TIME : 1:35.664		BEST LAP TIME : 1:35.765			DIFFERENCE : 0.101			
LAP	SECTOR 1	SECTOR 2		LAP TIME	MPH	DIFF	TIME OF DAY	
1 -	OUTLAP	108.5	40.058	96.9				13:53:17.745
2 -	1:01.280	112.2	37.676	99.8	1:38.956	85.71	3.191	13:54:56.701
3 -	59.998	110.7	37.390	99.1	1:37.388 (3)	87.09	1.623	13:56:34.089
4 -	58.274	112.4	37.491	98.6	1:35.765 (1)	88.56		13:58:09.854
5 -	59.142	110.0	37.568	98.2	1:36.710 (2)	87.70	0.945	13:59:46.564
6 -	1:02.880	107.7	IN PIT		1:39.825 P	84.96	4.060	14:01:26.389
7 -	OUTLAP	109.1	38.092	98.1	5:08.487	27.49	3:32.722	14:06:34.876
8 -	59.228	110.5	IN PIT		1:35.413 P	88.89		14:08:10.289

P10 44		Jake BAYFORD			Honda - Intek Adhesives by SGR Racing			
IDEAL LAP TIME : 1:36.823		BEST LAP TIME : 1:37.101			DIFFERENCE : 0.278			
LAP	SECTOR 1	SECTOR 2		LAP TIME	MPH	DIFF	TIME OF DAY	
1 -	OUTLAP	97.2	41.916	87.0				13:47:02.983
2 -	1:04.079	99.1	IN PIT		1:46.802 P	79.41	9.701	13:48:49.785
3 -	OUTLAP	97.6	40.636	89.4	4:08.986	34.06	2:31.885	13:52:58.771
4 -	1:02.237	100.6	40.046	90.1	1:42.283	82.92	5.182	13:54:41.054
5 -	1:01.618	100.6	39.527	89.7	1:41.145	83.85	4.044	13:56:22.199
6 -	1:01.555	103.4	39.236	91.3	1:40.791	84.15	3.690	13:58:02.990
7 -	1:00.005	103.2	39.188	90.4	1:39.193	85.50	2.092	13:59:42.183
8 -	1:00.244	101.0	39.321	91.5	1:39.565	85.18	2.464	14:01:21.748
9 -	59.391	103.0	38.225	92.1	1:37.616	86.88	0.515	14:02:59.364
10 -	59.308	102.9	38.337	91.4	1:37.645	86.86	0.544	14:04:37.009
11 -	59.078	105.5	38.622	92.3	1:37.700	86.81	0.599	14:06:14.709
12 -	59.022	102.2	38.538	91.9	1:37.560 (3)	86.93	0.459	14:07:52.269
13 -	58.598	102.7	38.503	92.3	1:37.101 (1)	87.34		14:09:29.370
14 -	58.819	102.9	38.639	90.6	1:37.458 (2)	87.02	0.357	14:11:06.828

P11 13 M3		Sam BURMAN			Honda - WNT /Burman Racing			
IDEAL LAP TIME : 1:37.836		BEST LAP TIME : 1:38.103			DIFFERENCE : 0.267			
LAP	SECTOR 1	SECTOR 2		LAP TIME	MPH	DIFF	TIME OF DAY	
1 -		109.1	41.298	92.1				13:46:57.620
2 -	1:03.687	110.0	40.432	91.8	1:44.119	81.46	6.016	13:48:41.739
3 -	1:01.948	110.5	39.428	91.4	1:41.376	83.66	3.273	13:50:23.115
4 -	1:01.646	110.0	39.173	93.7	1:40.819 (3)	84.12	2.716	13:52:03.934
5 -	1:02.346	108.9	IN PIT		1:41.530 P	83.53	3.427	13:53:45.464
6 -	OUTLAP	110.5	39.141	94.9	2:55.977	48.19	1:17.874	13:56:41.441
7 -	59.909	110.0	38.393	96.0	1:38.302 (2)	86.28	0.199	13:58:19.743
8 -	59.572	110.5	38.531	95.3	1:38.103 (1)	86.45		13:59:57.846
9 -	59.443	110.5	IN PIT		1:37.267 P	87.19		14:01:35.113

P12 4		Louis VALLELEY			KTM - Century 21 /Cresswell Racing			
IDEAL LAP TIME : 1:39.828		BEST LAP TIME : 1:40.352			DIFFERENCE : 0.524			
LAP	SECTOR 1	SECTOR 2		LAP TIME	MPH	DIFF	TIME OF DAY	
1 -	OUTLAP	93.0	42.903	91.3				13:47:34.706

Weather / Track : Cloudy / Wet

Thruxton
Circuit Length = 2.3560 miles
Start: 13:45 Flag 14:10 End: 14:12

MCRCB BULLETIN TK093

2014 MCE British Superbike Championship - Round 6

2014 Motul British Motostar Championship

QUALIFYING 2 - SECTOR ANALYSIS

SECTOR 1 = FL to I1, SECTOR 2 = I1 to FL, DIFF = Difference To Personal Best Lap

2 -	1:07.484	87.2	IN PIT		1:48.617	P	78.08	8.265	13:49:23.323
3 -	OUTLAP	95.7	40.410	92.0	3:02.762		46.40	1:22.410	13:52:26.085
4 -	1:02.668	99.7	39.393	91.8	1:42.061		83.10	1.709	13:54:08.146
5 -	1:02.135	101.2	39.870	93.2	1:42.005		83.14	1.653	13:55:50.151
6 -	1:01.412	101.8	39.064	91.9	1:40.476		84.41	0.124	13:57:30.627
7 -	1:01.372	101.5	38.980	91.3	1:40.352 (1)		84.51		13:59:10.979
8 -	1:01.284	98.8	39.184	91.5	1:40.468	(3)	84.42	0.116	14:00:51.447
9 -	1:00.934	100.9	39.976	92.0	1:40.910		84.05	0.558	14:02:32.357
10 -	1:02.201	100.1	39.735	91.1	1:41.936		83.20	1.584	14:04:14.293
11 -	1:02.493	95.1	IN PIT		1:42.117	P	83.05	1.765	14:05:56.410
12 -	OUTLAP	94.3	39.828	92.5	3:11.082		44.38	1:30.730	14:09:07.492
13 -	1:00.848	95.5	39.556	91.6	1:40.404	(2)	84.47	0.052	14:10:47.896

P13	7	Jamie ASHBY	Honda - JPA Racing /SP125						
IDEAL LAP TIME : 1:40.599		BEST LAP TIME : 1:40.599		DIFFERENCE : 0.000					

LAP	SECTOR 1		SECTOR 2		LAP TIME	MPH	DIFF	TIME OF DAY	
1 -	OUTLAP	101.8	43.851	85.1				13:51:18.055	
2 -	1:06.764	103.7	41.861	90.6	1:48.625	78.08	8.026	13:53:06.680	
3 -	1:04.676	100.9	41.175	91.0	1:45.851	80.12	5.252	13:54:52.531	
4 -	1:04.090	105.0	40.367	91.9	1:44.457	81.19	3.858	13:56:36.988	
5 -	1:03.817	104.0	40.100	92.1	1:43.917	(3)	81.61	3.318	13:58:20.905
6 -	1:03.816	102.9	40.384	91.3	1:44.200	81.39	3.601	14:00:05.105	
7 -	1:03.666	103.5	40.345	92.0	1:44.011	81.54	3.412	14:01:49.116	
8 -	1:03.146	104.3	39.819	92.9	1:42.965	(2)	82.37	2.366	14:03:32.081
9 -	1:03.419	104.2	IN PIT		1:42.398	P	82.82	1.799	14:05:14.479
10 -	OUTLAP	104.6	40.030	91.8	3:21.769		42.03	1:41.170	14:08:36.248
11 -	1:01.803	106.3	38.796	94.2	1:40.599 (1)		84.31		14:10:16.847

MCRCB BULLETIN TK094**2014 MCE British Superbike Championship - Round 6****2014 Motul British Motostar Championship****QUALIFYING 2 - BEST SPEEDS**

POS	SECTOR 1			SECTOR 2			FINISH LINE		
	NO	NAME	MPH	NO	NAME	MPH	NO	NAME	MPH
1	28	Bradley RAY	117.9				127	Georgina POLDEN	101.9
2	127	Georgina POLDEN	115.9				28	Bradley RAY	100.6
3	79	Chris TAYLOR	113.1				42	James HOBSON	99.8
4	86	Charlie NESBITT	112.7				79	Chris TAYLOR	99.7
5	42	James HOBSON	112.4				86	Charlie NESBITT	98.2
6	74	Joe THOMPSON	112.4				74	Joe THOMPSON	98.1
7	25	Mke BROUWERS	111.6				25	Mke BROUWERS	97.2
8	13	Sam BURMAN	110.5				12	Edward RENDELL	96.0
9	47	Jake ARCHER	110.0				13	Sam BURMAN	96.0
10	12	Edward RENDELL	109.8				47	Jake ARCHER	95.7
11	7	Jamie ASHBY	106.3				7	Jamie ASHBY	94.2
12	44	Jake BAYFORD	105.5				4	Louis VALLELEY	93.2
13	4	Louis VALLELEY	101.8				44	Jake BAYFORD	92.3

Weather / Track : Cloudy / Wet

Results can be found at www.tsl-timing.comThrupton
Circuit Length = 2.3560 miles
Start: 13:45 Flag 14:10 End: 14:12

Printed - 14:17 Saturday, 02 August 2014

MCRCB BULLETIN TK095

2014 MCE British Superbike Championship - Round 6

2014 Motul British Motostar Championship

QUALIFYING 2 - BEST SECTORS

SECTOR 1			SECTOR 2			IDEAL / BEST COMPARISON						
POS	NO	NAME	TIME	NO	NAME	TIME	POS	NO	NAME	IDEAL	BEST	DIFF
1	127	POLDEN	53.944	28	RAY	35.293			PERFECT LAP	1:29.237		
2	28	RAY	54.461	12	RENDELL	35.609	1	28	RAY	1:29.754	1:30.443	0.689
3	86	NESBITT	55.648	86	NESBITT	35.766	2	127	POLDEN	1:29.893	1:30.090	0.197
4	12	RENDELL	55.875	127	POLDEN	35.949	3	86	NESBITT	1:31.414	1:31.658	0.244
5	25	BROUWERS	57.082	25	BROUWERS	36.286	4	12	RENDELL	1:31.484	1:31.740	0.256
6	79	TAYLOR	57.420	79	TAYLOR	36.306	5	25	BROUWERS	1:33.368	1:33.369	0.001
7	74	THOMPSON	57.435	74	THOMPSON	36.504	6	79	TAYLOR	1:33.726	1:34.486	0.760
8	47	ARCHER	57.779	47	ARCHER	37.255	7	74	THOMPSON	1:33.939	1:33.939	0.000
9	42	HOBSON	58.274	42	HOBSON	37.390	8	47	ARCHER	1:35.034	1:35.146	0.112
10	44	BAYFORD	58.598	44	BAYFORD	38.225	9	42	HOBSON	1:35.664	1:35.765	0.101
11	13	BURMAN	59.443	13	BURMAN	38.393	10	44	BAYFORD	1:36.823	1:37.101	0.278
12	4	VALLELEY	1:00.848	7	ASHBY	38.796	11	13	BURMAN	1:37.836	1:38.103	0.267
13	7	ASHBY	1:01.803	4	VALLELEY	38.980	12	4	VALLELEY	1:39.828	1:40.352	0.524
							13	7	ASHBY	1:40.599	1:40.599	0.000

Weather / Track : Cloudy / Wet

Results can be found at www.tsl-timing.com

Thruxton
 Circuit Length = 2.3560 miles
 Start: 13:45 Flag 14:10 End: 14:12

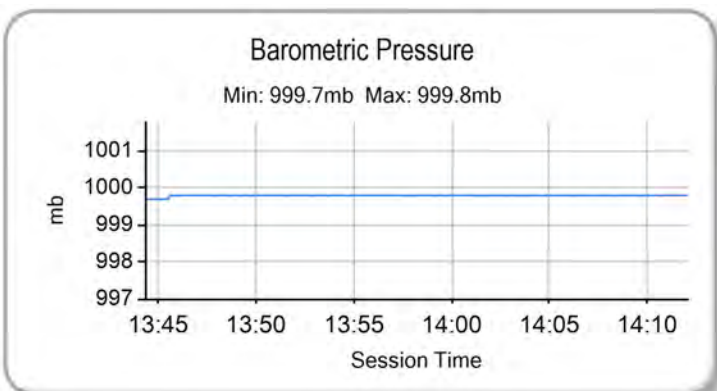
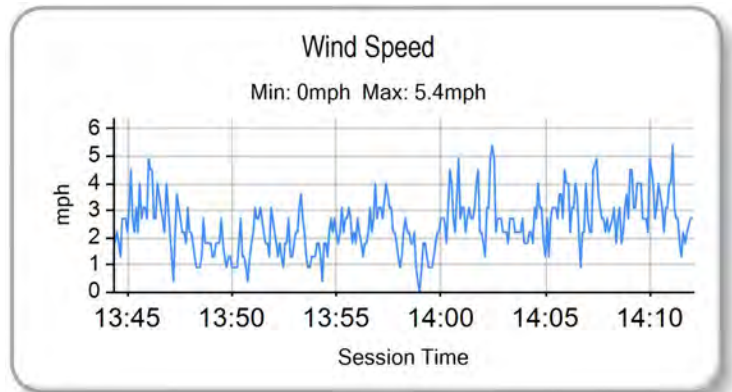
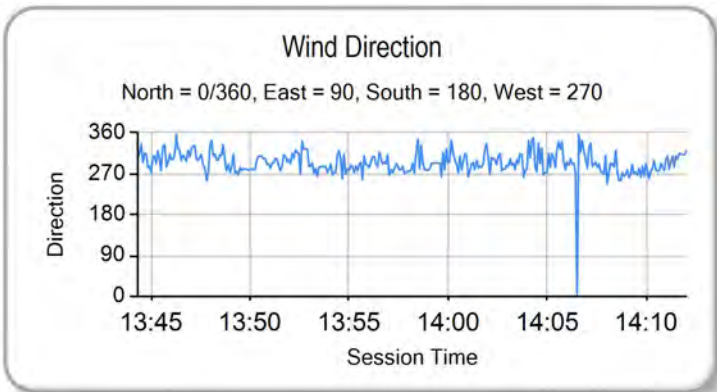
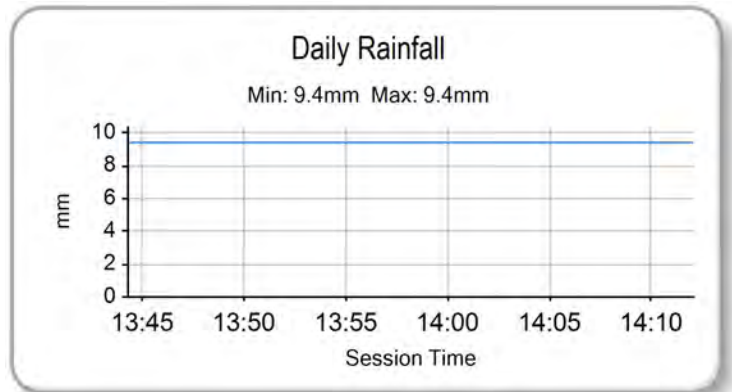
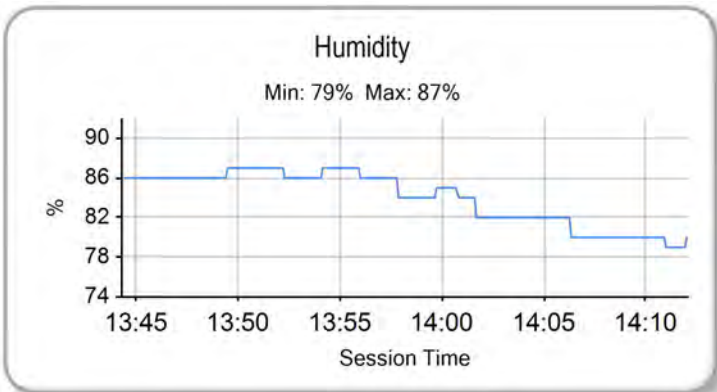
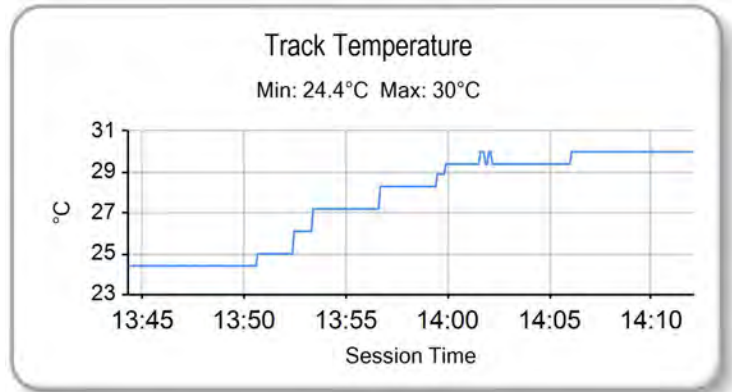
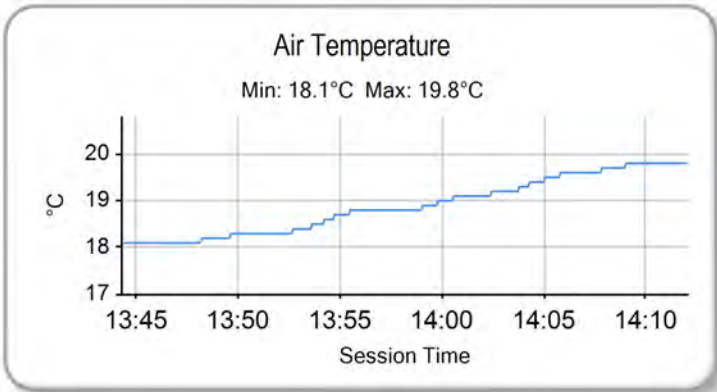
Printed - 14:17 Saturday, 02 August 2014

MCRCB BULLETIN TK096

2014 MCE British Superbike Championship - Round 6

2014 Motul British Motostar Championship

QUALIFYING 2 - WEATHER CONDITIONS



Weather / Track : Cloudy / Wet

Results can be found at www.tsl-timing.com

Thruxton
Circuit Length = 2.3560 miles
Start: 13:45 Flag 14:10 End: 14:12

Printed - 14:18 Saturday, 02 August 2014



ROW 8	24	100	Stephen CAMPBELL	1:37.101	23	44	Jake BAYFORD	1:30.992	22	7	Jamie ASHBY				
ROW 7				1:30.789	21	4	Louis VALLELEY	1:29.895	20	18	Paul DOBB	1:29.743	19	90	Greg GREENWOOD
ROW 6				1:29.689	18	74	Joe THOMPSON	1:28.184	17	47	Jake ARCHER	1:27.105	16	13	Sam BURMAN
ROW 5				1:26.403	15	64	Asher DURHAM	1:26.154	14	79	Chris TAYLOR	1:26.111	13	72	Alex PERSSON
ROW 4				1:25.701	12	127	Georgina POLDEN	1:25.388	11	35	Elliot LODGE	1:25.375	10	43	Arnie SHELTON
ROW 3				1:25.126	9	86	Charlie NESBITT	1:24.798	8	42	James HOBSON	1:24.579	7	25	Mike BROUWERS
ROW 2				1:23.654	6	12	Edward RENDELL	1:23.342	5	36	Jayson URIBE	1:22.948	4	6	Taz TAYLOR
ROW 1				1:22.795	3	34	Jordan WEAIVING	1:22.420	2	66	Joe IRVING	1:21.366	1	28	Bradley RAY
															Pole

Thruxton
Circuit Length = 2.3560 miles

These results are provisional until the conclusion of any judicial and technical matters.

Race Director :	Stewards :	Timekeeper :
-----------------	------------	--------------

Results can be found at www.britishsuperbike.com

Printed - 14:16 Saturday, 02 August 2014





POS	NO	CL	PIC NAME	ENTRY	TIME	ON	LAPS	GAP	DIFF	MPH
1	28		1 Bradley RAY	EE125 - FAB-Racing	1:22.047	5	6			103.37
2	12		2 Edward RENDELL	Honda - Banks Racing	1:23.309	5	5	1.262	1.262	101.80
3	86	MB	1 Charlie NESBITT	Repli-Cast - Repli-CastUK	1:23.733	4	5	1.686	0.424	101.29
4	36	MB	2 Jayson URIBE	Honda - FPW Racing /RSR	1:23.750	5	5	1.703	0.017	101.27
5	66	MB	3 Joe IRVING	KTM- Redline KTM	1:23.809	3	5	1.762	0.059	101.20
6	42	MB	4 James HOBSON	Honda - Two 4 Motorsport with RS Racing	1:23.875	4	4	1.828	0.066	101.12
7	25	MB	5 Mike BROUWERS	Honda - Joma /Brouwers Racing Team	1:24.235	4	4	2.188	0.360	100.68
8	34	MB	6 Jordan WEAVING	KTM- Jordan Racing /Burkert	1:24.492	2	2	2.445	0.257	100.38
9	79	MB	7 Chris TAYLOR	Honda - Elevator Saddles & Bridles	1:25.144	4	5	3.097	0.652	99.61
10	35		3 Elliot LODGE	Honda - SP125 /Spike Racing	1:26.035	4	4	3.988	0.891	98.58
11	127		4 Georgina POLDEN	Honda - RS Racing	1:26.355	4	4	4.308	0.320	98.21
12	43		5 Arnie SHELTON	Honda - e3 Motorsport with Shelton Racing	1:26.429	4	4	4.382	0.074	98.13
13	6		6 Taz TAYLOR	Luyten Honda - FPW Racing /Hookless Holidays	1:26.509	4	4	4.462	0.080	98.04
14	64		7 Asher DURHAM	Honda - SP125Racing.com	1:27.118	4	4	5.071	0.609	97.35
15	13	MB	8 Sam BURMAN	Honda - WNT /Burman Racing	1:27.168	4	4	5.121	0.050	97.30
16	72		8 Alex PERSSON	Honda - PWR /Nordgren Racing	1:27.690	2	2	5.643	0.522	96.72
17	74	MB	9 Joe THOMPSON	Repli-Cast - Repli-CastUK	1:28.251	4	4	6.204	0.561	96.10
18	47		9 Jake ARCHER	Honda - Jake Archer Racing	1:28.605	4	4	6.558	0.354	95.72
19	18		10 Paul DOBB	Honda - PDR	1:29.080	4	4	7.033	0.475	95.21
20	4		11 Louis VALLELEY	KTM- Century 21 /Cresswell Racing	1:29.237	4	4	7.190	0.157	95.04
21	90		12 Greg GREENWOOD	Luyten Honda - FPW Racing	1:30.328	4	4	8.281	1.091	93.89
22	7		13 Jamie ASHBY	Honda - JPA Racing /SP125	1:32.220	4	4	10.173	1.892	91.97
23	44		14 Jake BAYFORD	Honda - Intek Adhesives by SGR Racing	1:38.560	2	2	16.513	6.340	86.05

Weather / Track : Sunny / Dry

These results are provisional until the conclusion of any judicial and technical matters.

Thruxton

Circuit Length = 2.3560 miles

Start: 09:08 Flag 09:18 End: 09:20

Race Director :	Stewards :	Timekeeper :
-----------------	------------	--------------

Results can be found at www.britishsuperbike.com

Printed - 09:20 Sunday, 03 August 2014



MCRCB BULLETIN TK179

2014 MCE British Superbike Championship - Round 6

2014 Motul British Motostar Championship

WARM UP - SECTOR ANALYSIS

SECTOR 1 = FL to I1, SECTOR 2 = I1 to FL, DIFF = Difference To Personal Best Lap

P1 28		Bradley RAY			EE125 - FAB-Racing		
IDEAL LAP TIME : 1:22.047		BEST LAP TIME : 1:22.047		DIFFERENCE : 0.000			
LAP	SECTOR 1	SECTOR 2		LAP TIME	MPH	DIFF	TIME OF DAY
1 -		115.7	33.003	104.6			09:09:28.334
2 -	50.366	120.2	33.225	105.3	1:23.591 (3)	101.46	1.544 09:10:51.925
3 -	51.031	108.0	35.220	104.8	1:26.251	98.33	4.204 09:12:18.176
4 -	OUTLAP	119.8	32.512	105.1	4:25.814	31.90	3:03.767 09:16:43.990
5 -	49.831	120.9	32.216	104.8	1:22.047 (1)	103.37	09:18:06.037
6 -	49.842	120.0	32.372	105.5	1:22.214 (2)	103.16	0.167 09:19:28.251

P2 12		Edward RENDELL			Honda - Banks Racing		
IDEAL LAP TIME : 1:23.309		BEST LAP TIME : 1:23.309		DIFFERENCE : 0.000			
LAP	SECTOR 1	SECTOR 2		LAP TIME	MPH	DIFF	TIME OF DAY
1 -	OUTLAP	113.5	35.872	97.8			09:09:47.970
2 -	51.460	115.1	33.069	101.6	1:24.529 (3)	100.33	1.220 09:11:12.499
3 -	OUTLAP	117.1	33.363	100.7	5:29.725	25.72	4:06.416 09:16:42.224
4 -	51.133	114.9	33.012	101.5	1:24.145 (2)	100.79	0.836 09:18:06.369
5 -	50.426	114.5	32.883	101.0	1:23.309 (1)	101.80	09:19:29.678

P3 86 M3		Charlie NESBITT			Repli-Cast - Repli-CastUK		
IDEAL LAP TIME : 1:23.733		BEST LAP TIME : 1:23.733		DIFFERENCE : 0.000			
LAP	SECTOR 1	SECTOR 2		LAP TIME	MPH	DIFF	TIME OF DAY
1 -	OUTLAP	116.1	33.631	101.5			09:09:38.806
2 -	52.211	116.7	33.462	102.2	1:25.673 (3)	98.99	1.940 09:11:04.479
3 -	OUTLAP	119.6	33.402	101.0	5:38.570	25.05	4:14.837 09:16:43.049
4 -	50.964	117.5	32.769	101.3	1:23.733 (1)	101.29	09:18:06.782
5 -	51.510	115.3	33.302	101.0	1:24.812 (2)	100.00	1.079 09:19:31.594

P4 36 M3		Jayson URIBE			Honda - FPW Racing /RSR		
IDEAL LAP TIME : 1:23.605		BEST LAP TIME : 1:23.750		DIFFERENCE : 0.145			
LAP	SECTOR 1	SECTOR 2		LAP TIME	MPH	DIFF	TIME OF DAY
1 -		114.7	33.670	101.0			09:09:32.061
2 -	51.435	115.5	32.954	101.8	1:24.389 (3)	100.50	0.639 09:10:56.450
3 -	50.985	117.5	32.945	102.1	1:23.930 (2)	101.05	0.180 09:12:20.380
4 -	OUTLAP	116.5	33.127	101.6	4:57.353	28.52	3:33.603 09:17:17.733
5 -	51.130	115.9	32.620	101.8	1:23.750 (1)	101.27	09:18:41.483

P5 66 M3		Joe IRVING			KTM - Redline KTM		
IDEAL LAP TIME : 1:23.166		BEST LAP TIME : 1:23.809		DIFFERENCE : 0.643			
LAP	SECTOR 1	SECTOR 2		LAP TIME	MPH	DIFF	TIME OF DAY
1 -		119.1	33.081	105.0			09:09:29.618
2 -	51.461	118.5	33.099	105.5	1:24.560 (3)	100.30	0.751 09:10:54.178
3 -	50.821	120.2	32.988	105.6	1:23.809 (1)	101.20	09:12:17.987
4 -	OUTLAP	122.0	33.289	106.1	4:31.200	31.27	3:07.391 09:16:49.187
5 -	51.597	119.8	32.345	106.3	1:23.942 (2)	101.04	0.133 09:18:13.129

P6 42 M3		James HOBSON			Honda - Two 4 Motorsport with RS Racing		
IDEAL LAP TIME : 1:23.875		BEST LAP TIME : 1:23.875		DIFFERENCE : 0.000			
LAP	SECTOR 1	SECTOR 2		LAP TIME	MPH	DIFF	TIME OF DAY
1 -	OUTLAP	118.5	34.559	103.4			09:09:44.836
2 -	51.406	121.3	33.737	105.8	1:25.143 (2)	99.61	1.268 09:11:09.979
3 -	OUTLAP	119.4	33.320	104.3	5:52.831	24.03	4:28.956 09:17:02.810
4 -	51.141	119.6	32.734	105.6	1:23.875 (1)	101.12	09:18:26.685

P7 25 M3		Mike BROUWERS			Honda - Joma /Brouwers Racing Team		
IDEAL LAP TIME : 1:24.235		BEST LAP TIME : 1:24.235		DIFFERENCE : 0.000			
LAP	SECTOR 1	SECTOR 2		LAP TIME	MPH	DIFF	TIME OF DAY

Weather / Track : Sunny / Dry

Thruxton
Circuit Length = 2.3560 miles
Start: 09:08 Flag 09:18 End: 09:20

MCRCB BULLETIN TK179

2014 MCE British Superbike Championship - Round 6

2014 Motul British Motostar Championship

WARM UP - SECTOR ANALYSIS

SECTOR 1 = FL to I1, SECTOR 2 = I1 to FL, DIFF = Difference To Personal Best Lap

1 -	OUTLAP	118.5	34.200	100.6				09:09:35.438
2 -	51.873	116.1	34.365	101.5	1:26.238 (2)	98.35	2.003	09:11:01.676
3 -	OUTLAP	118.9	33.853	99.2	5:41.072	24.86	4:16.837	09:16:42.748
4 -	51.092	114.3	33.143	102.1	1:24.235 (1)	100.68		09:18:06.983

P8	34 M3	Jordan WEAVING	KTM - Jordan Racing /Burkert					
IDEAL LAP TIME : 1:23.096		BEST LAP TIME : 1:24.492		DIFFERENCE : 1.396				
LAP	SECTOR 1	SECTOR 2	LAP TIME	MPH	DIFF	TIME OF DAY		
1 -	OUTLAP	115.3	33.748	102.6		09:09:38.527		
2 -	50.473	120.9	34.019	103.4	1:24.492 (1)	100.38	09:11:03.019	

P9	79 M3	Chris TAYLOR	Honda - Elevator Saddles & Bridles					
IDEAL LAP TIME : 1:25.070		BEST LAP TIME : 1:25.144		DIFFERENCE : 0.074				
LAP	SECTOR 1	SECTOR 2	LAP TIME	MPH	DIFF	TIME OF DAY		
1 -	OUTLAP	117.9	35.066	102.7		09:09:34.293		
2 -	52.559	118.7	34.521	102.1	1:27.080 (3)	97.40	1.936	09:11:01.373
3 -	OUTLAP	116.3	34.238	101.3	5:40.739	24.89	4:15.595	09:16:42.112
4 -	52.060	114.7	33.084	102.7	1:25.144 (1)	99.61		09:18:07.256
5 -	51.986	116.3	33.625	101.8	1:25.611 (2)	99.07	0.467	09:19:32.867

P10	35	Elliot LODGE	Honda - SP125/Spike Racing					
IDEAL LAP TIME : 1:26.035		BEST LAP TIME : 1:26.035		DIFFERENCE : 0.000				
LAP	SECTOR 1	SECTOR 2	LAP TIME	MPH	DIFF	TIME OF DAY		
1 -		111.4	34.526	96.0		09:09:33.107		
2 -	53.537	107.8	36.325	95.8	1:29.862 (2)	94.38	3.827	09:11:02.969
3 -	OUTLAP	110.7	34.604	98.3	5:49.611	24.26	4:23.576	09:16:52.580
4 -	52.183	114.5	33.852	98.8	1:26.035 (1)	98.58		09:18:18.615

P11	127	Georgina POLDEN	Honda - RS Racing					
IDEAL LAP TIME : 1:25.771		BEST LAP TIME : 1:26.355		DIFFERENCE : 0.584				
LAP	SECTOR 1	SECTOR 2	LAP TIME	MPH	DIFF	TIME OF DAY		
1 -	OUTLAP	121.3	35.564	102.7		09:09:36.275		
2 -	52.701	118.1	34.761	102.6	1:27.462 (2)	96.97	1.107	09:11:03.737
3 -	OUTLAP	121.1	34.554	102.7	5:44.016	24.65	4:17.661	09:16:47.753
4 -	53.082	118.3	33.273	105.1	1:26.355 (1)	98.21		09:18:14.108

P12	43	Arnie SHELTON	Honda - e3Mbtorsport with Shelton Racing					
IDEAL LAP TIME : 1:26.429		BEST LAP TIME : 1:26.429		DIFFERENCE : 0.000				
LAP	SECTOR 1	SECTOR 2	LAP TIME	MPH	DIFF	TIME OF DAY		
1 -	OUTLAP	105.5	35.783	95.0		09:09:40.265		
2 -	55.010	106.6	34.517	97.6	1:29.527 (2)	94.73	3.098	09:11:09.792
3 -	OUTLAP	107.3	35.068	94.2	6:37.112	21.35	5:10.683	09:17:46.904
4 -	52.627	111.8	33.802	97.9	1:26.429 (1)	98.13		09:19:13.333

P13	6	Taz TAYLOR	Luyten Honda - FPW Racing /Hookless Holidays					
IDEAL LAP TIME : 1:26.509		BEST LAP TIME : 1:26.509		DIFFERENCE : 0.000				
LAP	SECTOR 1	SECTOR 2	LAP TIME	MPH	DIFF	TIME OF DAY		
1 -	OUTLAP	95.5	39.840	90.0		09:09:52.134		
2 -	56.468	105.8	36.544	98.2	1:33.012 (2)	91.18	6.503	09:11:25.146
3 -	OUTLAP	116.3	33.876	102.7	5:23.919	26.18	3:57.410	09:16:49.065
4 -	52.684	115.3	33.825	101.5	1:26.509 (1)	98.04		09:18:15.574

P14	64	Asher DURHAM	Honda - SP125Racing.com					
IDEAL LAP TIME : 1:26.580		BEST LAP TIME : 1:27.118		DIFFERENCE : 0.538				
LAP	SECTOR 1	SECTOR 2	LAP TIME	MPH	DIFF	TIME OF DAY		
1 -		116.5	34.336	100.3		09:09:34.646		
2 -	52.920	117.9	34.706	101.8	1:27.626 (2)	96.79	0.508	09:11:02.272

Weather / Track : Sunny / Dry

Thruxton
Circuit Length = 2.3560 miles
Start: 09:08 Flag 09:18 End: 09:20

MCRCB BULLETIN TK179

2014 MCE British Superbike Championship - Round 6

2014 Motul British Motostar Championship

WARM UP - SECTOR ANALYSIS

SECTOR 1 = FL to I1, SECTOR 2 = I1 to FL, DIFF = Difference To Personal Best Lap

3 -	OUTLAP	115.9	34.179	100.3	5:46.704	24.46	4:19.586	09:16:48.976
4 -	53.263	117.9	33.855	101.5	1:27.118 (1)	97.35		09:18:16.094

P15	13	M3	Sam BURMAN		Honda - WNT /Burman Racing			
IDEAL LAP TIME : 1:26.482		BEST LAP TIME : 1:27.168		DIFFERENCE : 0.686				
LAP	SECTOR 1	SECTOR 2	LAP TIME	MPH	DIFF	TIME OF DAY		
1 -	117.9	34.681	101.8			09:09:33.457		
2 -	53.487	118.1	35.040	102.9	1:28.527 (2)	95.80	1.359	09:11:01.984
3 -	OUTLAP	115.9	34.229	102.1	5:43.941	24.66	4:16.773	09:16:45.925
4 -	52.702	116.7	34.466	100.6	1:27.168 (1)	97.30		09:18:13.093

P16	72	Alex PERSSON		Honda - PWR /Nordgren Racing			
IDEAL LAP TIME : 1:27.052		BEST LAP TIME : 1:27.690		DIFFERENCE : 0.638			
LAP	SECTOR 1	SECTOR 2	LAP TIME	MPH	DIFF	TIME OF DAY	
1 -	118.3	34.103	103.4			09:09:33.844	
2 -	52.949	116.5	34.741	103.2	1:27.690 (1)	96.72	09:11:01.534

P17	74	M3	Joe THOMPSON		Repli-Cast - Repli-CastUK			
IDEAL LAP TIME : 1:28.251		BEST LAP TIME : 1:28.251		DIFFERENCE : 0.000				
LAP	SECTOR 1	SECTOR 2	LAP TIME	MPH	DIFF	TIME OF DAY		
1 -	OUTLAP	115.1	35.209	101.0		09:09:39.564		
2 -	54.306	115.1	35.532	99.8	1:29.838 (2)	94.41	1.587	09:11:09.402
3 -	OUTLAP	108.0	34.775	100.4	5:37.125	25.15	4:08.874	09:16:46.527
4 -	53.703	115.5	34.548	100.3	1:28.251 (1)	96.10		09:18:14.778

P18	47	Jake ARCHER		Honda - Jake Archer Racing				
IDEAL LAP TIME : 1:28.514		BEST LAP TIME : 1:28.605		DIFFERENCE : 0.091				
LAP	SECTOR 1	SECTOR 2	LAP TIME	MPH	DIFF	TIME OF DAY		
1 -	OUTLAP	104.8	36.444	99.1		09:09:42.056		
2 -	54.532	112.5	35.057	99.4	1:29.589 (2)	94.67	0.984	09:11:11.645
3 -	OUTLAP	114.1	34.918	98.3	5:42.572	24.75	4:13.967	09:16:54.217
4 -	53.596	113.7	35.009	98.6	1:28.605 (1)	95.72		09:18:22.822

P19	18	Paul DOBB		Honda - PDR				
IDEAL LAP TIME : 1:28.611		BEST LAP TIME : 1:29.080		DIFFERENCE : 0.469				
LAP	SECTOR 1	SECTOR 2	LAP TIME	MPH	DIFF	TIME OF DAY		
1 -	OUTLAP	109.1	35.863	96.9		09:09:38.619		
2 -	54.062	112.7	35.968	96.8	1:30.030 (2)	94.20	0.950	09:11:08.649
3 -	OUTLAP	115.9	35.382	96.2	5:45.016	24.58	4:15.936	09:16:53.665
4 -	53.229	113.5	35.851	95.0	1:29.080 (1)	95.21		09:18:22.745

P20	4	Louis VALLELEY		KTM - Century 21 /Cresswell Racing				
IDEAL LAP TIME : 1:29.237		BEST LAP TIME : 1:29.237		DIFFERENCE : 0.000				
LAP	SECTOR 1	SECTOR 2	LAP TIME	MPH	DIFF	TIME OF DAY		
1 -	OUTLAP	112.0	36.092	98.8		09:09:36.527		
2 -	54.501	110.0	35.167	97.6	1:29.668 (2)	94.58	0.431	09:11:06.195
3 -	OUTLAP	108.0	35.727	96.6	5:41.117	24.86	4:11.880	09:16:47.312
4 -	54.137	111.6	35.100	98.9	1:29.237 (1)	95.04		09:18:16.549

P21	90	Greg GREENWOOD		Luyten Honda - FPW Racing				
IDEAL LAP TIME : 1:30.310		BEST LAP TIME : 1:30.328		DIFFERENCE : 0.018				
LAP	SECTOR 1	SECTOR 2	LAP TIME	MPH	DIFF	TIME OF DAY		
1 -	115.7	35.874	98.1			09:09:37.806		
2 -	54.912	110.5	36.646	98.1	1:31.558 (2)	92.63	1.230	09:11:09.364
3 -	OUTLAP	115.7	35.530	95.7	5:38.679	25.04	4:08.351	09:16:48.043
4 -	54.930	112.5	35.398	97.1	1:30.328 (1)	93.89		09:18:18.371

Weather / Track : Sunny / Dry

Thruxton
Circuit Length = 2.3560 miles
Start: 09:08 Flag 09:18 End: 09:20

MCRCB BULLETIN TK179

2014 MCE British Superbike Championship - Round 6

2014 Motul British Motostar Championship

WARM UP - SECTOR ANALYSIS

SECTOR 1 = FL to I1, SECTOR 2 = I1 to FL, DIFF = Difference To Personal Best Lap

P22		7		Jamie ASHBY		Honda - JPA Racing /SP125		
IDEAL LAP TIME : 1:32.220		BEST LAP TIME : 1:32.220		DIFFERENCE : 0.000				
LAP	SECTOR 1	SECTOR 2		LAP TIME	MPH	DIFF	TIME OF DAY	
1 -	OUTLAP	110.9	37.916	96.9			09:10:12.817	
2 -	56.790	112.4	36.337	97.2	1:33.127 (2)	91.07	0.907	09:11:45.944
3 -	OUTLAP	112.4	36.699	97.1	5:38.457	25.05	4:06.237	09:17:24.401
4 -	55.900	111.1	36.320	97.1	1:32.220 (1)	91.97		09:18:56.621

P23		44		Jake BAYFORD		Honda - Intek Adhesives by SGR Racing	
IDEAL LAP TIME : 1:37.024		BEST LAP TIME : 1:38.560		DIFFERENCE : 1.536			
LAP	SECTOR 1	SECTOR 2		LAP TIME	MPH	DIFF	TIME OF DAY
1 -	OUTLAP	99.7	37.864	93.9			09:10:05.442
2 -	59.160	87.0	39.400	53.6	1:38.560 (1)	86.05	09:11:44.002

MCRCB BULLETIN TK180**2014 MCE British Superbike Championship - Round 6****2014 Motul British Motostar Championship****WARM UP - BEST SPEEDS**

POS	SECTOR 1			SECTOR 2			FINISH LINE		
	NO	NAME	MPH	NO	NAME	MPH	NO	NAME	MPH
1	66	Joe IRVING	122.0				66	Joe IRVING	106.3
2	42	James HOBSON	121.3				42	James HOBSON	105.8
3	127	Georgina POLDEN	121.3				28	Bradley RAY	105.5
4	28	Bradley RAY	120.9				127	Georgina POLDEN	105.1
5	34	Jordan WEAVING	120.9				34	Jordan WEAVING	103.4
6	86	Charlie NESBITT	119.6				72	Alex PERSSON	103.4
7	25	Mke BROUWERS	118.9				79	Chris TAYLOR	103.0
8	79	Chris TAYLOR	118.7				13	Sam BURMAN	102.9
9	72	Alex PERSSON	118.3				6	Taz TAYLOR	102.7
10	13	Sam BURMAN	118.1				86	Charlie NESBITT	102.2
11	64	Asher DURHAM	117.9				25	Mke BROUWERS	102.1
12	36	Jayson URIBE	117.5				36	Jayson URIBE	102.1
13	74	Joe THOMPSON	117.3				64	Asher DURHAM	101.8
14	12	Edward RENDELL	117.1				12	Edward RENDELL	101.6
15	6	Taz TAYLOR	116.3				74	Joe THOMPSON	101.0
16	18	Paul DOBB	115.9				43	Amie SHELTON	99.5
17	90	Greg GREENWOOD	115.7				47	Jake ARCHER	99.4
18	35	Elliot LODGE	114.5				4	Louis VALLELEY	98.9
19	43	Amie SHELTON	114.1				35	Elliot LODGE	98.8
20	47	Jake ARCHER	114.1				90	Greg GREENWOOD	98.1
21	7	Jamie ASHBY	112.4				7	Jamie ASHBY	97.2
22	4	Louis VALLELEY	112.0				18	Paul DOBB	96.9
23	44	Jake BAYFORD	99.7				44	Jake BAYFORD	93.9

Weather / Track : Sunny / Dry

Results can be found at www.tsl-timing.com

Thruxton

Circuit Length = 2.3560 miles

Start: 09:08 Flag 09:18 End: 09:20

Printed - 09:21 Sunday, 03 August 2014

MCRCB BULLETIN TK181

2014 MCE British Superbike Championship - Round 6

2014 Motul British Motostar Championship

WARM UP - BEST SECTORS

SECTOR 1			SECTOR 2			IDEAL / BEST COMPARISON						
POS	NO	NAME	TIME	NO	NAME	TIME	POS	NO	NAME	IDEAL	BEST	DIFF
1	28	RAY	49.831	28	RAY	32.216			PERFECT LAP	1:22.047		
2	12	RENDELL	50.426	66	IRVING	32.345	1	28	RAY	1:22.047	1:22.047	0.000
3	34	WEAVING	50.473	36	URIBE	32.620	2	34	WEAVING	1:23.096	1:24.492	1.396
4	66	IRVING	50.821	34	WEAVING	32.623	3	66	IRVING	1:23.166	1:23.809	0.643
5	86	NESBITT	50.964	42	HOBSON	32.734	4	12	RENDELL	1:23.309	1:23.309	0.000
6	36	URIBE	50.985	86	NESBITT	32.769	5	36	URIBE	1:23.605	1:23.750	0.145
7	25	BROUWERS	51.092	12	RENDELL	32.883	6	86	NESBITT	1:23.733	1:23.733	0.000
8	42	HOBSON	51.141	79	TAYLOR	33.084	7	42	HOBSON	1:23.875	1:23.875	0.000
9	79	TAYLOR	51.986	25	BROUWERS	33.143	8	25	BROUWERS	1:24.235	1:24.235	0.000
10	35	LODGE	52.183	127	POLDEN	33.273	9	79	TAYLOR	1:25.070	1:25.144	0.074
11	13	BURMAN	52.403	43	SHELTON	33.802	10	127	POLDEN	1:25.771	1:26.355	0.584
12	127	POLDEN	52.498	6	TAYLOR	33.825	11	35	LODGE	1:26.035	1:26.035	0.000
13	43	SHELTON	52.627	64	DURHAM	33.832	12	43	SHELTON	1:26.429	1:26.429	0.000
14	6	TAYLOR	52.684	35	LODGE	33.852	13	13	BURMAN	1:26.482	1:27.168	0.686
15	64	DURHAM	52.748	13	BURMAN	34.079	14	6	TAYLOR	1:26.509	1:26.509	0.000
16	72	PERSSON	52.949	72	PERSSON	34.103	15	64	DURHAM	1:26.580	1:27.118	0.538
17	18	DOBB	53.229	74	THOMPSON	34.548	16	72	PERSSON	1:27.052	1:27.690	0.638
18	47	ARCHER	53.596	47	ARCHER	34.918	17	74	THOMPSON	1:28.251	1:28.251	0.000
19	74	THOMPSON	53.703	4	VALLELEY	35.100	18	47	ARCHER	1:28.514	1:28.605	0.091
20	4	VALLELEY	54.137	18	DOBB	35.382	19	18	DOBB	1:28.611	1:29.080	0.469
21	90	GREENWOOD	54.912	90	GREENWOOD	35.398	20	4	VALLELEY	1:29.237	1:29.237	0.000
22	7	ASHBY	55.900	7	ASHBY	36.320	21	90	GREENWOOD	1:30.310	1:30.328	0.018
23	44	BAYFORD	59.160	44	BAYFORD	37.864	22	7	ASHBY	1:32.220	1:32.220	0.000
							23	44	BAYFORD	1:37.024	1:38.560	1.536

Weather / Track : Sunny / Dry

Results can be found at www.tsl-timing.com

Thruxton
 Circuit Length = 2.3560 miles
 Start: 09:08 Flag 09:18 End: 09:20

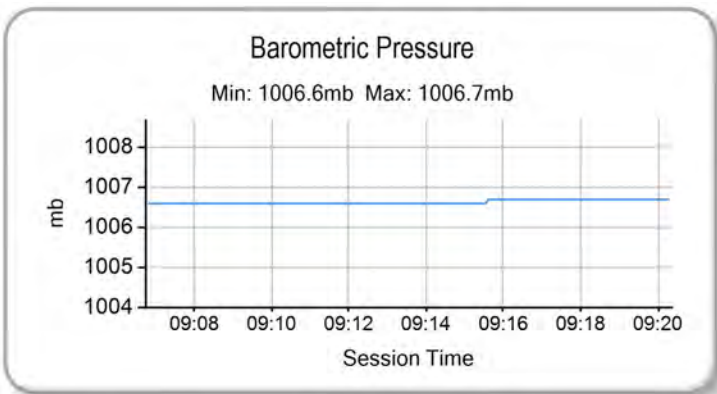
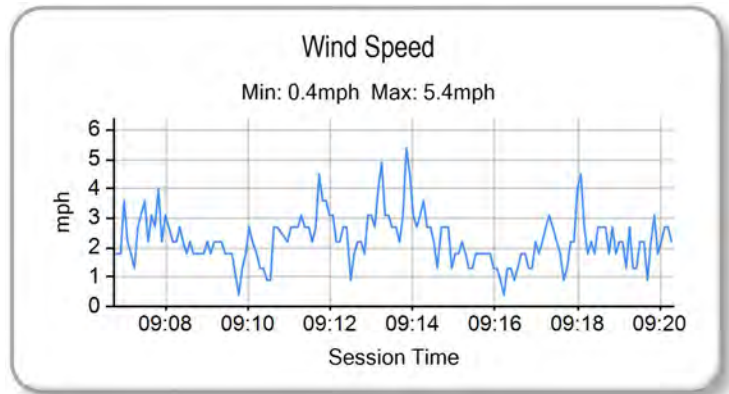
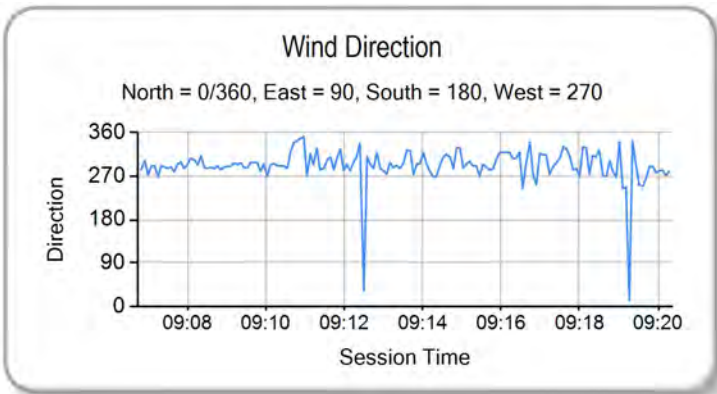
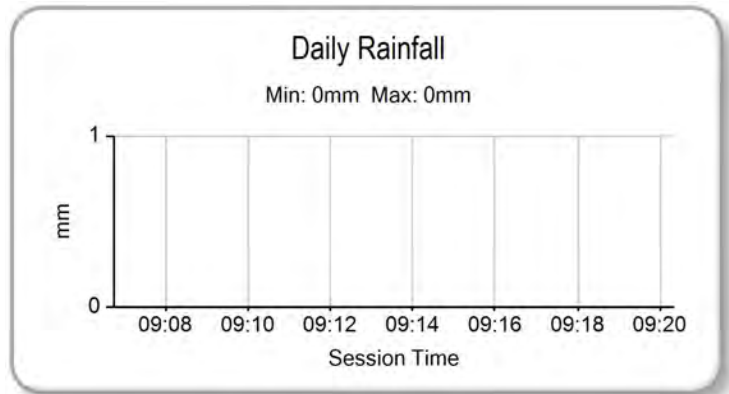
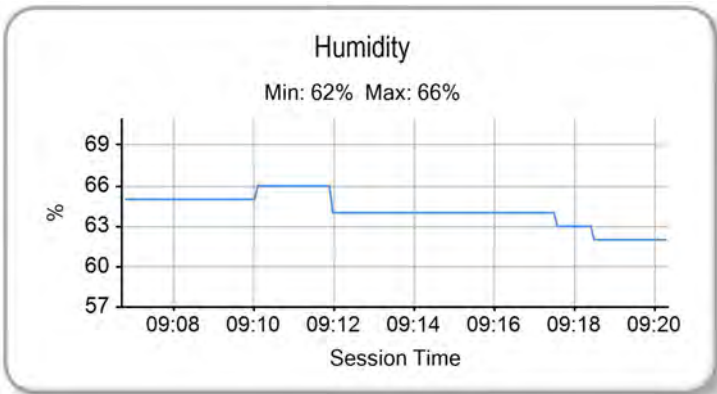
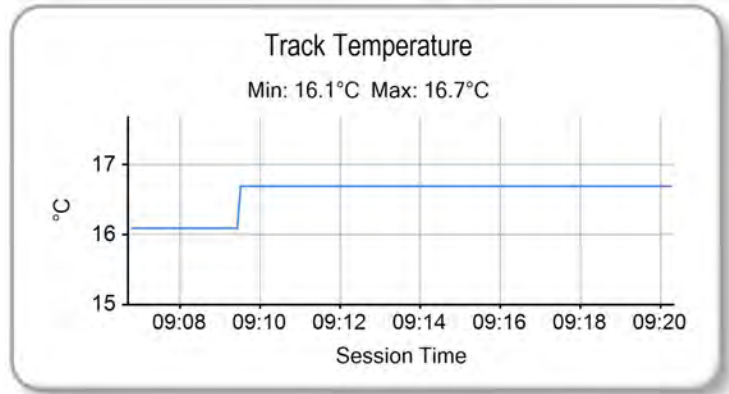
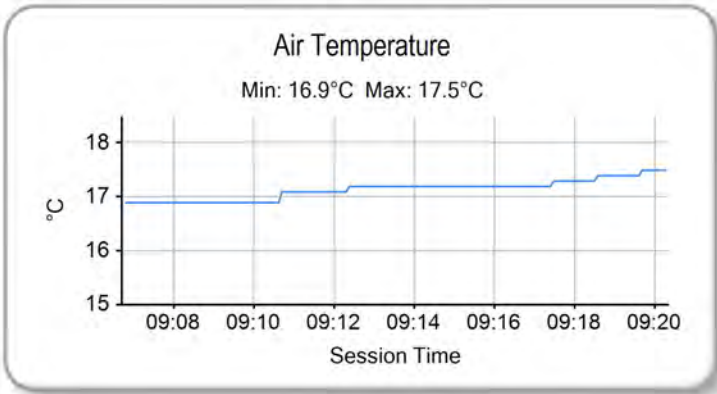
Printed - 09:22 Sunday, 03 August 2014

MCRCB BULLETIN TK182

2014 MCE British Superbike Championship - Round 6

2014 Motul British Motostar Championship

WARM UP - WEATHER CONDITIONS



Weather / Track : Sunny / Dry

Results can be found at www.tsl-timing.com

Thruxton
Circuit Length = 2.3560 miles
Start: 09:08 Flag 09:18 End: 09:20

Printed - 09:22 Sunday, 03 August 2014



ROW 8	23	44	Jake BAYFORD	1:37.101	22	7	Jamie ASHBY	1:30.992				
ROW 7	21	4	Louis VALLELEY	1:30.789	20	18	Paul DOBB	1:29.895	19	90	Greg GREENWOOD	1:29.743
ROW 6	18	74	Joe THOMPSON	1:29.689	17	47	Jake ARCHER	1:28.184	16	13	Sam BURMAN	1:27.105
ROW 5	15	64	Asher DURHAM	1:26.403	14	79	Chris TAYLOR	1:26.154	13	72	Alex PERSSON	1:26.111
ROW 4	12	127	Georgina POLDEN	1:25.701	11	35	Elliot LODGE	1:25.388	10	43	Arnie SHELTON	1:25.375
ROW 3	9	86	Charlie NESBITT	1:25.126	8	42	James HOBSON	1:24.798	7	25	Mike BROUWERS	1:24.579
ROW 2	6	12	Edward RENDELL	1:23.654	5	36	Jayson URIBE	1:23.342	4	6	Taz TAYLOR	1:22.948
ROW 1	3	34	Jordan WEAIVING	1:22.795	2	66	Joe IRVING	1:22.420	1	28	Bradley RAY	1:21.366
												Pole

Thruxton
Circuit Length = 2.3560 miles

These results are provisional until the conclusion of any judicial and technical matters.

Race Director :	Stewards :	Timekeeper :
-----------------	------------	--------------

Results can be found at www.britishsuperbike.com

Printed - 09:19 Sunday, 03 August 2014





POS	NO	CL	PIC NAME	ENTRY	LAPS	TIME	GAP	DIFF	MPH	BEST	ON
1	66	MB	1 Joe IRVING	KTM- Redline KTM	14	19:15.404			102.77	1:21.925	13
2	34	MB	2 Jordan WEAVING	KTM- Jordan Racing /Burkert	14	19:16.396	0.992	0.992	102.68	1:21.844	2
3	12		1 Edward RENDELL	Honda - Banks Racing	14	19:32.851	17.447	16.455	101.24	1:22.552	11
4	42	MB	3 James HOBSON	Honda - Two 4 Motorsport with RS Racing	14	19:33.977	18.573	1.126	101.14	1:22.539	2
5	6		2 Taz TAYLOR	Luyten Honda - FPW Racing /Hookless Holidays	14	19:34.098	18.694	0.121	101.13	1:22.087	2
6	36	MB	4 Jayson URIBE	Honda - FPW Racing /RSR	14	19:34.164	18.760	0.066	101.12	1:22.938	2
7	25	MB	5 Mke BROUWERS	Honda - Joma /Brouwers Racing Team	14	19:41.343	25.939	7.179	100.51	1:23.011	2
8	86	MB	6 Charlie NESBITT	Repli-Cast - Repli-Cast UK	14	19:51.948	36.544	10.605	99.62	1:24.436	13
9	127		3 Georgina POLDEN	Honda - RS Racing	14	19:52.800	37.396	0.852	99.54	1:24.266	10
10	43		4 Arnie SHELTON	Honda - e3 Motorsport with Shelton Racing	14	19:52.933	37.529	0.133	99.53	1:23.767	4
11	72		5 Alex PERSSON	Honda - PWR /Nordgren Racing	14	19:53.004	37.600	0.071	99.53	1:24.285	3
12	79	MB	7 Chris TAYLOR	Honda - Elevator Saddles & Bridles	14	20:05.963	50.559	12.959	98.46	1:25.063	2
13	64		6 Asher DURHAM	Honda - SP125Racing.com	14	20:06.277	50.873	0.314	98.43	1:25.198	3
14	13	MB	8 Sam BURMAN	Honda - WNT /Burman Racing	14	20:34.297	1:18.893	28.020	96.20	1:27.184	12
15	74	MB	9 Joe THOMPSON	Repli-Cast - Repli-Cast UK	13	19:15.919	1 Lap	1 Lap	95.38	1:27.823	7
16	18		7 Paul DOBB	Honda - PDR	13	19:31.996	1 Lap	16.077	94.07	1:28.115	5
17	90		8 Greg GREENWOOD	Luyten Honda - FPW Racing	13	19:49.302	1 Lap	17.306	92.71	1:28.688	2
18	44		9 Jake BAYFORD	Honda - Intek Adhesives by SGR Racing	13	19:54.789	1 Lap	5.487	92.28	1:29.925	13
19	7		10 Jamie ASHBY	Honda - JPA Racing /SP125	13	19:55.148	1 Lap	0.359	92.25	1:30.186	13

NOT CLASSIFIED

DNF	35		Elliot LODGE	Honda - SP125 /Spike Racing	6	8:33.850	8 Laps	7 Laps	99.03	1:24.023	2
DNF	47		Jake ARCHER	Honda - Jake Archer Racing	3	4:30.069	11 Laps	3 Laps	94.21	1:27.533	3
DNF	28		Bradley RAY	EE125 - FAB-Racing	1	1:26.199	13 Laps	2 Laps	98.39		
DNF	4		Louis VALLELEY	KTM- Century 21 /Cresswell Racing	0						

FASTEST LAP

34	MB	Jordan WEAVING	KTM- Jordan Racing /Burkert	2	1:21.844	103.63 mph	166.77 kph
6		Taz TAYLOR	Luyten Honda - FPW Racing /Hookless Holidays	2	1:22.087	103.32 mph	166.28 kph

Weather / Track : Cloudy / Dry

These results are provisional until the conclusion of any judicial and technical matters.

Thruxton

Circuit Length = 2.3560 miles

Start: 14:49 Flag 15:09 End: 15:11

Race Director :	Stewards :	Timekeeper :
-----------------	------------	--------------

Results can be found at www.britishsuperbike.com

Printed - 15:11 Sunday, 03 August 2014



MCRCB BULLETIN TK240

2014 MCE British Superbike Championship - Round 6

2014 Motul British Motostar Championship

RACE 9 - LAP CHART

LAP 1 @ 14:51:20.103

NO	BEHIND	LAP TIME
28		1:26.199
66	0.078	1:26.277
34	0.736	1:26.935
36	1.603	1:27.802
12	1.689	1:27.888
25	1.959	1:28.158
6	2.694	1:28.893
42	2.868	1:29.067
86	3.663	1:29.862
127	3.741	1:29.940
35	4.956	1:31.155
64	5.399	1:31.598
79	5.483	1:31.682
72	5.753	1:31.952
43	5.960	1:32.159
13	8.216	1:34.415
47	8.574	1:34.773
90	9.793	1:35.992
74	9.917	1:36.116
18	10.241	1:36.440
44	12.786	1:38.985
7	12.827	1:39.026

LAP 2 @ 14:52:42.381

NO	BEHIND	LAP TIME
66		1:22.200
34	0.302	1:21.844
36	2.263	1:22.938
6	2.503	1:22.087
25	2.692	1:23.011
12	2.812	1:23.401
42	3.129	1:22.539
86	5.900	1:24.515
127	6.147	1:24.684
35	6.701	1:24.023
72	7.801	1:24.326
79	8.268	1:25.063
43	8.824	1:25.142
64	8.881	1:25.760
13	13.674	1:27.736
47	14.059	1:27.763
90	16.203	1:28.688
74	16.300	1:28.661
18	16.726	1:28.763
7	22.616	1:32.067
44	22.833	1:32.325

LAP 3 @ 14:54:04.495

NO	BEHIND	LAP TIME
66		1:22.114
34	0.351	1:22.163
36	3.850	1:23.701
12	4.004	1:23.306
6	4.104	1:23.715
25	4.433	1:23.855
42	4.540	1:23.525
86	8.294	1:24.508
35	8.955	1:24.368
127	9.364	1:25.331
72	9.972	1:24.285
43	11.428	1:24.718

79	11.520	1:25.366
64	11.965	1:25.198
13	19.215	1:27.655
47	19.478	1:27.533
74	23.152	1:28.966
18	23.642	1:29.030
90	24.376	1:30.287
7	32.517	1:32.015
44	32.823	1:32.104

LAP 4 @ 14:55:26.688

NO	BEHIND	LAP TIME
66		1:22.193
34	0.355	1:22.197
12	5.110	1:23.299
36	5.142	1:23.485
6	5.211	1:23.300
25	5.555	1:23.315
42	5.868	1:23.521
86	11.397	1:25.296
35	11.571	1:24.809
72	12.462	1:24.683
127	12.561	1:25.390
43	13.002	1:23.767
79	15.075	1:25.748
64	15.287	1:25.515
13	25.024	1:28.002
74	29.403	1:28.444
18	30.292	1:28.843
90	32.438	1:30.255
7	41.934	1:31.610
44	42.094	1:31.464

LAP 5 @ 14:56:48.874

NO	BEHIND	LAP TIME
66		1:22.186
34	0.300	1:22.131
36	6.607	1:23.651
12	6.696	1:23.772
6	7.162	1:24.137
25	7.350	1:23.981
42	7.517	1:23.835
86	13.937	1:24.726
35	14.217	1:24.832
127	14.736	1:24.361
72	14.932	1:24.656
43	15.001	1:24.185
79	18.418	1:25.529
64	18.951	1:25.850
13	30.409	1:27.571
74	35.322	1:28.105
18	36.221	1:28.115
90	40.952	1:30.700
44	50.968	1:31.060
7	51.199	1:31.451

LAP 6 @ 14:58:11.190

NO	BEHIND	LAP TIME
66		1:22.316
34	0.418	1:22.434
12	7.891	1:23.511
6	8.118	1:23.272
42	8.307	1:23.106

36	8.523	1:24.232
25	8.666	1:23.632
35	16.564	1:24.663
86	16.670	1:25.049
127	16.990	1:24.570
72	17.035	1:24.419
43	17.429	1:24.744
79	22.069	1:25.967
64	22.480	1:25.845
13	35.983	1:27.890
74	41.281	1:28.275
18	43.541	1:29.636
90	49.902	1:31.266
7	1:00.026	1:31.143
44	1:00.231	1:31.579

LAP 7 @ 14:59:33.541

NO	BEHIND	LAP TIME
66		1:22.351
34	0.515	1:22.448
6	9.039	1:23.272
12	9.166	1:23.626
42	9.560	1:23.604
36	9.773	1:23.601
25	9.854	1:23.539
86	19.336	1:25.017
127	19.460	1:24.821
72	19.702	1:25.018
43	20.690	1:25.612
79	25.529	1:25.811
64	25.885	1:25.756
13	41.654	1:28.022
74	46.753	1:27.823
18	50.774	1:29.584
90	1:00.012	1:32.461
7	1:09.183	1:31.508
44	1:09.499	1:31.619

LAP 8 @ 15:00:55.656

NO	BEHIND	LAP TIME
66		1:22.115
34	0.361	1:21.961
6	10.577	1:23.653
42	11.003	1:23.558
12	11.034	1:23.983
36	11.094	1:23.436
25	11.222	1:23.483
86	21.829	1:24.608
72	22.419	1:24.832
43	22.636	1:24.061
127	22.818	1:25.473
79	29.149	1:25.735
64	29.672	1:25.902
13	47.363	1:27.824
74	52.664	1:28.026
18	59.277	1:30.618
90	1:09.615	1:31.718
44	1:17.944	1:30.560
7	1:18.112	1:31.044

LAP 9 @ 15:02:17.777

NO	BEHIND	LAP TIME
66		1:22.121

34	0.348	1:22.108
42	12.336	1:23.454
36	12.494	1:23.521
6	12.618	1:24.162
12	12.705	1:23.792
25	12.982	1:23.881
86	24.747	1:25.039
43	24.815	1:24.300
72	24.845	1:24.547
127	25.694	1:24.997
79	33.305	1:26.277
64	33.603	1:26.052
13	53.192	1:27.950
74	58.867	1:28.324
18	1:07.846	1:30.690
90	1:18.839	1:31.345

LAP 10 @ 15:03:40.426

NO	BEHIND	LAP TIME
66		1:22.649
34	0.518	1:22.819
44	1 Lap	1:30.951
7	1 Lap	1:30.875
42	13.183	1:23.496
36	13.406	1:23.561
12	14.353	1:24.297
6	14.695	1:24.726
25	14.905	1:24.572
86	26.917	1:24.819
43	27.003	1:24.837
72	27.006	1:24.810
127	27.311	1:24.266
79	36.766	1:26.110
64	37.153	1:26.199
13	58.115	1:27.572
74	1:04.599	1:28.381
18	1:15.482	1:30.285

LAP 11 @ 15:05:02.805

NO	BEHIND	LAP TIME
66		1:22.379
34	0.391	1:22.252
90	1 Lap	1:31.174
7	1 Lap	1:31.149
44	1 Lap	1:31.932
42	14.379	1:23.575
12	14.526	1:22.552
36	14.624	1:23.597
6	15.436	1:23.120
25	16.947	1:24.421
86	29.310	1:24.772
43	29.630	1:25.006
72	29.837	1:25.210
127	30.126	1:25.194
79	40.226	1:25.839
64	40.539	1:25.765
13	1:03.071	1:27.335
74	1:10.419	1:28.199

LAP 12 @ 15:06:25.217

NO	BEHIND	LAP TIME
66		1:22.412
18	1 Lap	1:29.496

34	0.472	1:22.493
90	1 Lap	1:32.092
12	15.252	1:23.138
42	16.163	1:24.196
36	16.274	1:24.062
6	16.363	1:23.339
25	19.612	1:25.077
7	1 Lap	1:31.939
44	1 Lap	1:31.435
86	31.359	1:24.461
43	31.594	1:24.376
72	31.748	1:24.323
127	32.015	1:24.301
79	43.477	1:25.663
64	43.749	1:25.622
13	1:07.843	1:27.184
74	1:16.182	1:28.175

LAP 13 @ 15:07:47.142

NO	BEHIND	LAP TIME
66		1:21.925
34	0.524	1:21.977
18	1 Lap	1:30.117
12	16.455	1:23.128
42	17.346	1:23.108
36	17.582	1:23.233
6	17.653	1:23.215
25	22.705	1:25.018
90	1 Lap	1:32.556
44	1 Lap	1:30.850
7	1 Lap	1:31.135
86	33.870	1:24.436
72	34.122	1:24.299
43	34.203	1:24.534
127	34.385	1:24.295
79	47.170	1:25.618
64	47.607	1:25.783
13	1:13.525	1:27.607

LAP 14 @ 15:09:09.308

NO	BEHIND	LAP TIME
66		1:22.166
74	1 Lap	1:28.424
34	0.992	1:22.634
18	1 Lap	1:30.379
12	17.447	1:23.158
42	18.573	1:23.393
6	18.694	1:23.207
36	18.760	1:23.344
25	25.939	1:25.400
90	1 Lap	1:30.768
86	36.544	1:24.840
127	37.396	1:25.177
43	37.529	1:25.492
72	37.600	1:25.644
44	1 Lap	1:29.925
7	1 Lap	1:30.186
79	50.559	1:25.555
64	50.873	1:25.432
13	1:18.893	1:27.534

Weather / Track : Cloudy / Dry

Thruxton
Circuit Length = 2.3560 miles
Start: 14:49 Flag 15:09 End: 15:11

Results can be found at www.tsl-timing.com

Printed - 15:12 Sunday, 03 August 2014

MCRCB BULLETIN TK241

2014 MCE British Superbike Championship - Round 6

2014 Motul British Motostar Championship

RACE 9 - POSITION CHART

No	Name	Lap															
		Pos	1	2	3	4	5	6	7	8	9	10	11	12	13	14	
28	RAY	1	28	66	66	66	66	66	66	66	66	66	66	66	66	66	66
66	IRVING	2	66	34	34	34	34	34	34	34	34	34	34	34	34	34	34
34	WEAVING	3	34	36	36	12	36	12	6	6	42	42	42	12	12	12	
6	TAYLOR	4	36	6	12	36	12	6	12	42	36	36	12	42	42	42	
36	URIBE	5	12	25	6	6	6	42	42	12	6	12	36	36	36	6	
12	RENDELL	6	25	12	25	25	25	36	36	36	12	6	6	6	6	36	
25	BROUWERS	7	6	42	42	42	42	25	25	25	25	25	25	25	25	25	
42	HOBSON	8	42	86	86	86	86	35	86	86	86	86	86	86	86	86	
86	NESBITT	9	86	127	35	35	35	86	127	72	43	43	43	43	72	127	
43	SHELTON	10	127	35	127	72	127	127	72	43	72	72	72	72	43	43	
35	LODGE	11	35	72	72	127	72	72	43	127	127	127	127	127	127	72	
127	POLDEN	12	64	79	43	43	43	43	79	79	79	79	79	79	79	79	
72	PERSSON	13	79	43	79	79	79	79	64	64	64	64	64	64	64	64	
79	TAYLOR	14	72	64	64	64	64	64	13	13	13	13	13	13	13	13	
64	DURHAM	15	43	13	13	13	13	13	74	74	74	74	74	74	74	74	
13	BURMAN	16	13	47	47	74	74	74	18	18	18	18	18	18	18	18	
47	ARCHER	17	47	90	74	18	18	18	90	90	90	90	90	90	90	90	
74	THOMPSON	18	90	74	18	90	90	90	7	44	44	7	7	44	44		
90	GREENWOOD	19	74	18	90	7	44	7	44	7	7	44	44	7	7		
18	DOBB	20	18	7	7	44	7	44									
4	VALLELEY	21	44	44	44												
7	ASHBY	22	7														
44	BAYFORD	23															

Weather / Track : Cloudy / Dry

Results can be found at www.tsl-timing.com

Thruxton
 Circuit Length = 2.3560 miles
 Start: 14:49 Flag 15:09 End: 15:11

Printed - 15:12 Sunday, 03 August 2014

MCRCB BULLETIN TK242

2014 MCE British Superbike Championship - Round 6

2014 Motul British Motostar Championship

RACE 9 - SECTOR ANALYSIS

SECTOR 1 = FL to I1, SECTOR 2 = I1 to FL, DIFF = Difference To Personal Best Lap

P1		66 M3		Joe IRVING		KTM- Redline KTM		
IDEAL LAP TIME : 1:21.753		BEST LAP TIME : 1:21.925		DIFFERENCE : 0.172				
LAP	SECTOR 1		SECTOR 2		LAP TIME	MPH	DIFF	TIME OF DAY
1 -		118.7	32.342	105.5	1:26.277	98.30	4.352	14:51:20.181
2 -	50.103	120.9	32.097	105.3	1:22.200	103.18	0.275	14:52:42.381
3 -	50.017	120.2	32.097	105.5	1:22.114 (2)	103.29	0.189	14:54:04.495
4 -	49.936	120.0	32.257	105.0	1:22.193	103.19	0.268	14:55:26.688
5 -	50.016	121.7	32.170	104.5	1:22.186	103.20	0.261	14:56:48.874
6 -	50.200	119.8	32.116	105.3	1:22.316	103.03	0.391	14:58:11.190
7 -	50.075	119.8	32.276	105.0	1:22.351	102.99	0.426	14:59:33.541
8 -	49.942	120.9	32.173	105.3	1:22.115 (3)	103.28	0.190	15:00:55.656
9 -	49.868	120.4	32.253	105.8	1:22.121	103.28	0.196	15:02:17.777
10 -	50.146	119.1	32.503	105.1	1:22.649	102.62	0.724	15:03:40.426
11 -	50.227	118.7	32.152	104.8	1:22.379	102.95	0.454	15:05:02.805
12 -	50.054	120.4	32.358	105.8	1:22.412	102.91	0.487	15:06:25.217
13 -	49.878	120.6	32.047	104.6	1:21.925 (1)	103.52		15:07:47.142
14 -	49.706	121.3	32.460	103.7	1:22.166	103.22	0.241	15:09:09.308

P2		34 M3		Jordan WEAVING		KTM- Jordan Racing /Burkert		
IDEAL LAP TIME : 1:21.738		BEST LAP TIME : 1:21.844		DIFFERENCE : 0.106				
LAP	SECTOR 1		SECTOR 2		LAP TIME	MPH	DIFF	TIME OF DAY
1 -		119.8	32.339	103.5	1:26.935	97.56	5.091	14:51:20.839
2 -	49.625	122.0	32.219	103.0	1:21.844 (1)	103.63		14:52:42.683
3 -	49.964	119.4	32.199	103.0	1:22.163	103.22	0.319	14:54:04.846
4 -	49.663	121.7	32.534	102.7	1:22.197	103.18	0.353	14:55:27.043
5 -	49.878	120.4	32.253	102.7	1:22.131	103.26	0.287	14:56:49.174
6 -	49.973	119.8	32.461	103.2	1:22.434	102.88	0.590	14:58:11.608
7 -	49.962	119.4	32.486	101.9	1:22.448	102.87	0.604	14:59:34.056
8 -	49.789	122.0	32.172	102.7	1:21.961 (2)	103.48	0.117	15:00:56.017
9 -	49.729	122.6	32.379	103.8	1:22.108	103.29	0.264	15:02:18.125
10 -	49.881	121.7	32.938	102.6	1:22.819	102.41	0.975	15:03:40.944
11 -	49.893	118.7	32.359	103.4	1:22.252	103.11	0.408	15:05:03.196
12 -	50.380	120.2	32.113	103.5	1:22.493	102.81	0.649	15:06:25.689
13 -	49.771	120.9	32.206	102.6	1:21.977 (3)	103.46	0.133	15:07:47.666
14 -	50.145	120.2	32.489	98.3	1:22.634	102.64	0.790	15:09:10.300

P3		12		Edward RENDELL		Honda - Banks Racing		
IDEAL LAP TIME : 1:22.437		BEST LAP TIME : 1:22.552		DIFFERENCE : 0.115				
LAP	SECTOR 1		SECTOR 2		LAP TIME	MPH	DIFF	TIME OF DAY
1 -		120.4	32.684	101.0	1:27.888	96.50	5.336	14:51:21.792
2 -	50.306	119.1	33.095	102.4	1:23.401	101.69	0.849	14:52:45.193
3 -	50.581	117.5	32.725	101.2	1:23.306	101.81	0.754	14:54:08.499
4 -	50.484	115.5	32.815	99.2	1:23.299	101.82	0.747	14:55:31.798
5 -	50.904	116.7	32.868	100.0	1:23.772	101.24	1.220	14:56:55.570
6 -	50.673	114.7	32.838	100.4	1:23.511	101.56	0.959	14:58:19.081
7 -	50.452	114.9	33.174	101.2	1:23.626	101.42	1.074	14:59:42.707
8 -	50.491	118.1	33.492	98.1	1:23.983	100.99	1.431	15:01:06.690
9 -	50.377	116.3	33.415	101.6	1:23.792	101.22	1.240	15:02:30.482
10 -	51.577	116.7	32.720	100.7	1:24.297	100.61	1.745	15:03:54.779
11 -	49.809	114.5	32.743	101.5	1:22.552 (1)	102.74		15:05:17.331
12 -	50.397	115.3	32.741	100.6	1:23.138 (3)	102.01	0.586	15:06:40.469
13 -	50.500	115.3	32.628	100.3	1:23.128 (2)	102.03	0.576	15:08:03.597
14 -	50.366	114.9	32.792	98.1	1:23.158	101.99	0.606	15:09:26.755

P4		42 M3		James HOBSON		Honda - Two 4 Motorsport with RS Racing		
IDEAL LAP TIME : 1:22.377		BEST LAP TIME : 1:22.539		DIFFERENCE : 0.162				
LAP	SECTOR 1		SECTOR 2		LAP TIME	MPH	DIFF	TIME OF DAY
1 -		122.6	32.964	105.3	1:29.067	95.22	6.528	14:51:22.971
2 -	50.297	122.0	32.242	105.6	1:22.539 (1)	102.75		14:52:45.510
3 -	50.369	118.3	33.156	106.5	1:23.525	101.54	0.986	14:54:09.035

Weather / Track : Cloudy / Dry

Thruxton
Circuit Length = 2.3560 miles
Start: 14:49 Flag 15:09 End: 15:11

MCRCB BULLETIN TK242

2014 MCE British Superbike Championship - Round 6

2014 Motul British Motostar Championship

RACE 9 - SECTOR ANALYSIS

SECTOR 1 = FL to I1, SECTOR 2 = I1 to FL, DIFF = Difference To Personal Best Lap

4 -	50.851	120.2	32.670	104.6	1:23.521	101.55	0.982	14:55:32.556
5 -	50.815	122.9	33.020	105.3	1:23.835	101.17	1.296	14:56:56.391
6 -	50.389	120.9	32.717	106.3	1:23.106 (2)	102.05	0.567	14:58:19.497
7 -	50.858	117.1	32.746	105.3	1:23.604	101.44	1.065	14:59:43.101
8 -	50.253	120.2	33.305	102.4	1:23.558	101.50	1.019	15:01:06.659
9 -	50.519	119.1	32.935	102.9	1:23.454	101.63	0.915	15:02:30.113
10 -	50.803	118.5	32.693	104.2	1:23.496	101.58	0.957	15:03:53.609
11 -	50.903	116.5	32.672	104.6	1:23.575	101.48	1.036	15:05:17.184
12 -	51.734	117.5	32.462	104.6	1:24.196	100.73	1.657	15:06:41.380
13 -	50.726	120.4	32.382	104.6	1:23.108 (3)	102.05	0.569	15:08:04.488
14 -	50.135	122.0	33.258	100.0	1:23.393	101.70	0.854	15:09:27.881

P5	6	Taz TAYLOR	Luyten Honda - FPW Racing /Hookless Holidays					
IDEAL LAP TIME : 1:21.945		BEST LAP TIME : 1:22.087		DIFFERENCE : 0.142				

LAP	SECTOR 1	SECTOR 2	LAP TIME	MPH	DIFF	TIME OF DAY		
1 -	114.9	32.972	101.8	1:28.893	95.41	6.806	14:51:22.797	
2 -	49.619	120.2	32.468	103.0	1:22.087 (1)	103.32	14:52:44.884	
3 -	50.642	116.1	33.073	103.4	1:23.715	101.31	1.628	14:54:08.599
4 -	50.580	114.5	32.720	102.4	1:23.300	101.82	1.213	14:55:31.899
5 -	51.133	118.9	33.004	101.0	1:24.137	100.80	2.050	14:56:56.036
6 -	50.308	115.1	32.964	101.9	1:23.272	101.85	1.185	14:58:19.308
7 -	50.467	114.1	32.805	100.9	1:23.272	101.85	1.185	14:59:42.580
8 -	50.574	117.1	33.079	100.9	1:23.653	101.39	1.566	15:01:06.233
9 -	50.752	114.9	33.410	101.6	1:24.162	100.77	2.075	15:02:30.395
10 -	51.693	116.3	33.033	102.6	1:24.726	100.10	2.639	15:03:55.121
11 -	50.415	116.5	32.705	102.6	1:23.120 (2)	102.04	1.033	15:05:18.241
12 -	50.838	118.3	32.501	102.4	1:23.339	101.77	1.252	15:06:41.580
13 -	50.889	115.3	32.326	101.9	1:23.215	101.92	1.128	15:08:04.795
14 -	50.357	117.3	32.850	96.6	1:23.207 (3)	101.93	1.120	15:09:28.002

P6	36 M3	Jayson URIBE	Honda - FPW Racing /RSR					
IDEAL LAP TIME : 1:22.486		BEST LAP TIME : 1:22.938		DIFFERENCE : 0.452				

LAP	SECTOR 1	SECTOR 2	LAP TIME	MPH	DIFF	TIME OF DAY		
1 -	120.2	32.655	101.8	1:27.802	96.59	4.864	14:51:21.706	
2 -	50.336	118.9	32.602	101.9	1:22.938 (1)	102.26	14:52:44.644	
3 -	51.042	118.3	32.659	100.7	1:23.701	101.33	0.763	14:54:08.345
4 -	50.776	115.9	32.709	98.5	1:23.485	101.59	0.547	14:55:31.830
5 -	51.016	117.7	32.635	100.6	1:23.651	101.39	0.713	14:56:55.481
6 -	51.170	117.5	33.062	102.7	1:24.232	100.69	1.294	14:58:19.713
7 -	50.646	117.1	32.955	101.5	1:23.601	101.45	0.663	14:59:43.314
8 -	50.423	118.9	33.013	100.3	1:23.436	101.65	0.498	15:01:06.750
9 -	50.640	119.4	32.881	98.9	1:23.521	101.55	0.583	15:02:30.271
10 -	50.862	115.7	32.699	101.5	1:23.561	101.50	0.623	15:03:53.832
11 -	50.565	116.7	33.032	102.9	1:23.597	101.45	0.659	15:05:17.429
12 -	51.373	117.1	32.689	101.2	1:24.062	100.89	1.124	15:06:41.491
13 -	50.870	118.3	32.363	101.5	1:23.233 (2)	101.90	0.295	15:08:04.724
14 -	50.123	119.1	33.221	96.8	1:23.344 (3)	101.76	0.406	15:09:28.068

P7	25 M3	Mike BROUWERS	Honda - Joma /Brouwers Racing Team					
IDEAL LAP TIME : 1:22.452		BEST LAP TIME : 1:23.011		DIFFERENCE : 0.559				

LAP	SECTOR 1	SECTOR 2	LAP TIME	MPH	DIFF	TIME OF DAY		
1 -	119.4	32.344	101.0	1:28.158	96.20	5.147	14:51:22.062	
2 -	50.108	119.6	32.903	100.0	1:23.011 (1)	102.17	14:52:45.073	
3 -	50.606	115.9	33.249	101.3	1:23.855	101.14	0.844	14:54:08.928
4 -	50.581	117.1	32.734	100.0	1:23.315 (2)	101.80	0.304	14:55:32.243
5 -	50.971	119.4	33.010	100.3	1:23.981	100.99	0.970	14:56:56.224
6 -	50.436	114.1	33.196	101.8	1:23.632	101.41	0.621	14:58:19.856
7 -	50.600	117.3	32.939	101.3	1:23.539	101.52	0.528	14:59:43.395
8 -	50.599	116.3	32.884	100.1	1:23.483 (3)	101.59	0.472	15:01:06.878
9 -	50.772	116.7	33.109	99.8	1:23.881	101.11	0.870	15:02:30.759
10 -	51.253	115.1	33.319	101.5	1:24.572	100.28	1.561	15:03:55.331
11 -	51.011	113.5	33.410	100.7	1:24.421	100.46	1.410	15:05:19.752

Weather / Track : Cloudy / Dry

Thruxton
Circuit Length = 2.3560 miles
Start: 14:49 Flag 15:09 End: 15:11

MCRCB BULLETIN TK242

2014 MCE British Superbike Championship - Round 6

2014 Motul British Motostar Championship

RACE 9 - SECTOR ANALYSIS

SECTOR 1 = FL to I1, SECTOR 2 = I1 to FL, DIFF = Difference To Personal Best Lap

12 -	51.715	114.9	33.362	100.6	1:25.077	99.69	2.066	15:06:44.829
13 -	51.666	113.7	33.352	99.5	1:25.018	99.76	2.007	15:08:09.847
14 -	51.957	113.5	33.443	99.1	1:25.400	99.31	2.389	15:09:35.247

P8	86 M3	Charlie NESBITT	Repli-Cast - Repli-CastUK					
IDEAL LAP TIME : 1:24.158		BEST LAP TIME : 1:24.436		DIFFERENCE : 0.278				

LAP	SECTOR 1		SECTOR 2		LAP TIME	MPH	DIFF	TIME OF DAY
1 -		119.1	33.021	100.7	1:29.862	94.38	5.426	14:51:23.766
2 -	51.395	116.1	33.120	100.4	1:24.515	100.35	0.079	14:52:48.281
3 -	51.202	116.1	33.306	100.7	1:24.508 (3)	100.36	0.072	14:54:12.789
4 -	51.786	112.5	33.510	99.5	1:25.296	99.43	0.860	14:55:38.085
5 -	51.423	116.9	33.303	100.7	1:24.726	100.10	0.290	14:57:02.811
6 -	51.278	112.9	33.771	100.1	1:25.049	99.72	0.613	14:58:27.860
7 -	51.395	114.5	33.622	100.6	1:25.017	99.76	0.581	14:59:52.877
8 -	51.137	116.1	33.471	100.6	1:24.608	100.24	0.172	15:01:17.485
9 -	51.198	114.1	33.841	100.1	1:25.039	99.73	0.603	15:02:42.524
10 -	51.321	118.1	33.498	99.1	1:24.819	99.99	0.383	15:04:07.343
11 -	51.447	114.1	33.325	101.3	1:24.772	100.05	0.336	15:05:32.115
12 -	51.323	115.5	33.138	101.0	1:24.461 (2)	100.42	0.025	15:06:56.576
13 -	51.305	115.5	33.131	100.4	1:24.436 (1)	100.45		15:08:21.012
14 -	51.300	114.1	33.540	100.7	1:24.840	99.97	0.404	15:09:45.852

P9	127	Georgina POLDEN	Honda - RS Racing					
IDEAL LAP TIME : 1:23.997		BEST LAP TIME : 1:24.266		DIFFERENCE : 0.269				

LAP	SECTOR 1		SECTOR 2		LAP TIME	MPH	DIFF	TIME OF DAY
1 -		122.9	33.004	104.5	1:29.940	94.30	5.674	14:51:23.844
2 -	51.143	118.9	33.541	104.5	1:24.684	100.15	0.418	14:52:48.528
3 -	51.633	117.9	33.698	104.5	1:25.331	99.39	1.065	14:54:13.859
4 -	51.876	117.7	33.514	102.2	1:25.390	99.32	1.124	14:55:39.249
5 -	51.388	121.1	32.973	102.7	1:24.361	100.53	0.095	14:57:03.610
6 -	51.024	119.4	33.546	104.6	1:24.570	100.29	0.304	14:58:28.180
7 -	51.465	117.9	33.356	105.1	1:24.821	99.99	0.555	14:59:53.001
8 -	51.474	118.7	33.999	104.8	1:25.473	99.23	1.207	15:01:18.474
9 -	51.318	118.3	33.679	103.4	1:24.997	99.78	0.731	15:02:43.471
10 -	51.147	118.3	33.119	105.5	1:24.266 (1)	100.65		15:04:07.737
11 -	51.983	115.5	33.211	106.1	1:25.194	99.55	0.928	15:05:32.931
12 -	51.087	120.6	33.214	106.8	1:24.301 (3)	100.61	0.035	15:06:57.232
13 -	51.144	123.1	33.151	105.3	1:24.295 (2)	100.61	0.029	15:08:21.527
14 -	51.523	120.9	33.654	100.1	1:25.177	99.57	0.911	15:09:46.704

P10	43	Arnie SHELTON	Honda - e3 Motorsport with Shelton Racing					
IDEAL LAP TIME : 1:23.473		BEST LAP TIME : 1:23.767		DIFFERENCE : 0.294				

LAP	SECTOR 1		SECTOR 2		LAP TIME	MPH	DIFF	TIME OF DAY
1 -		118.9	33.467	99.1	1:32.159	92.03	8.392	14:51:26.063
2 -	51.538	116.7	33.604	100.4	1:25.142	99.61	1.375	14:52:51.205
3 -	51.188	116.7	33.530	100.0	1:24.718	100.11	0.951	14:54:15.923
4 -	50.931	115.9	32.836	99.2	1:23.767 (1)	101.25		14:55:39.690
5 -	51.086	118.9	33.099	100.9	1:24.185 (3)	100.74	0.418	14:57:03.875
6 -	51.400	115.5	33.344	100.7	1:24.744	100.08	0.977	14:58:28.619
7 -	52.571	116.1	33.041	100.1	1:25.612	99.07	1.845	14:59:54.231
8 -	50.729	118.1	33.332	98.8	1:24.061 (2)	100.89	0.294	15:01:18.292
9 -	50.897	113.3	33.403	98.5	1:24.300	100.61	0.533	15:02:42.592
10 -	51.179	113.5	33.658	98.9	1:24.837	99.97	1.070	15:04:07.429
11 -	52.262	114.3	32.744	100.4	1:25.006	99.77	1.239	15:05:32.435
12 -	51.041	116.5	33.335	101.2	1:24.376	100.52	0.609	15:06:56.811
13 -	51.243	116.1	33.291	100.0	1:24.534	100.33	0.767	15:08:21.345
14 -	51.272	117.5	34.220	96.9	1:25.492	99.20	1.725	15:09:46.837

Weather / Track : Cloudy / Dry

Thruxton
Circuit Length = 2.3560 miles
Start: 14:49 Flag 15:09 End: 15:11

MCRCB BULLETIN TK242

2014 MCE British Superbike Championship - Round 6

2014 Motul British Motostar Championship

RACE 9 - SECTOR ANALYSIS

SECTOR 1 = FL to I1, SECTOR 2 = I1 to FL, DIFF = Difference To Personal Best Lap

P11 72		Alex PERSSON		Honda - PWR /Nordgren Racing				
IDEAL LAP TIME : 1:23.656		BEST LAP TIME : 1:24.285		DIFFERENCE : 0.629				
LAP	SECTOR 1		SECTOR 2		LAP TIME	MPH	DIFF	TIME OF DAY
1 -		121.3	33.483	102.7	1:31.952	92.23	7.667	14:51:25.856
2 -	51.698	117.9	32.628	103.8	1:24.326	100.58	0.041	14:52:50.182
3 -	51.303	117.1	32.982	104.2	1:24.285 (1)	100.63		14:54:14.467
4 -	51.554	116.5	33.129	102.6	1:24.683	100.15	0.398	14:55:39.150
5 -	51.333	118.5	33.323	103.7	1:24.656	100.18	0.371	14:57:03.806
6 -	51.307	116.7	33.112	103.4	1:24.419	100.47	0.134	14:58:28.225
7 -	51.874	116.1	33.144	103.2	1:25.018	99.76	0.733	14:59:53.243
8 -	51.600	117.1	33.232	102.7	1:24.832	99.98	0.547	15:01:18.075
9 -	51.028	115.3	33.519	101.2	1:24.547	100.31	0.262	15:02:42.622
10 -	51.765	116.9	33.045	101.8	1:24.810	100.00	0.525	15:04:07.432
11 -	51.835	116.1	33.375	102.2	1:25.210	99.53	0.925	15:05:32.642
12 -	51.277	113.7	33.046	104.0	1:24.323 (3)	100.58	0.038	15:06:56.965
13 -	51.394	118.5	32.905	102.9	1:24.299 (2)	100.61	0.014	15:08:21.264
14 -	51.180	116.1	34.464	96.4	1:25.644	99.03	1.359	15:09:46.908

P12 79 M3		Chris TAYLOR		Honda - Elevator Saddles & Bridles				
IDEAL LAP TIME : 1:24.985		BEST LAP TIME : 1:25.063		DIFFERENCE : 0.078				
LAP	SECTOR 1		SECTOR 2		LAP TIME	MPH	DIFF	TIME OF DAY
1 -		121.5	33.578	100.6	1:31.682	92.51	6.619	14:51:25.586
2 -	51.582	119.4	33.481	103.2	1:25.063 (1)	99.70		14:52:50.649
3 -	51.604	118.3	33.762	101.9	1:25.366 (2)	99.35	0.303	14:54:16.015
4 -	52.015	117.7	33.733	101.5	1:25.748	98.91	0.685	14:55:41.763
5 -	51.862	118.7	33.667	101.6	1:25.529 (3)	99.16	0.466	14:57:07.292
6 -	51.887	115.7	34.080	101.9	1:25.967	98.66	0.904	14:58:33.259
7 -	51.749	116.5	34.062	101.5	1:25.811	98.84	0.748	14:59:59.070
8 -	51.504	117.5	34.231	102.2	1:25.735	98.92	0.672	15:01:24.805
9 -	51.957	115.1	34.320	101.5	1:26.277	98.30	1.214	15:02:51.082
10 -	51.886	114.9	34.224	101.9	1:26.110	98.49	1.047	15:04:17.192
11 -	51.778	114.9	34.061	101.8	1:25.839	98.80	0.776	15:05:43.031
12 -	51.951	115.7	33.712	102.4	1:25.663	99.01	0.600	15:07:08.694
13 -	51.872	115.5	33.746	101.9	1:25.618	99.06	0.555	15:08:34.312
14 -	51.706	116.1	33.849	101.3	1:25.555	99.13	0.492	15:09:59.867

P13 64		Asher DURHAM		Honda - SP125Racing.com				
IDEAL LAP TIME : 1:24.756		BEST LAP TIME : 1:25.198		DIFFERENCE : 0.442				
LAP	SECTOR 1		SECTOR 2		LAP TIME	MPH	DIFF	TIME OF DAY
1 -		119.1	33.744	100.6	1:31.598	92.59	6.400	14:51:25.502
2 -	51.704	116.3	34.056	101.2	1:25.760	98.89	0.562	14:52:51.262
3 -	51.835	117.7	33.363	101.5	1:25.198 (1)	99.55		14:54:16.460
4 -	51.786	116.3	33.729	101.3	1:25.515 (3)	99.18	0.317	14:55:41.975
5 -	51.731	118.5	34.119	100.1	1:25.850	98.79	0.652	14:57:07.825
6 -	51.707	117.3	34.138	100.4	1:25.845	98.80	0.647	14:58:33.670
7 -	51.697	117.5	34.059	101.2	1:25.756	98.90	0.558	14:59:59.426
8 -	51.393	118.1	34.509	99.8	1:25.902	98.73	0.704	15:01:25.328
9 -	51.510	114.7	34.542	101.0	1:26.052	98.56	0.854	15:02:51.380
10 -	51.742	116.3	34.457	101.0	1:26.199	98.39	1.001	15:04:17.579
11 -	51.872	115.5	33.893	101.5	1:25.765	98.89	0.567	15:05:43.344
12 -	51.792	114.9	33.830	101.9	1:25.622	99.05	0.424	15:07:08.966
13 -	51.700	117.3	34.083	101.0	1:25.783	98.87	0.585	15:08:34.749
14 -	51.453	116.7	33.979	102.1	1:25.432 (2)	99.27	0.234	15:10:00.181

P14 13 M3		Sam BURMAN		Honda - WNT /Burman Racing				
IDEAL LAP TIME : 1:27.125		BEST LAP TIME : 1:27.184		DIFFERENCE : 0.059				
LAP	SECTOR 1		SECTOR 2		LAP TIME	MPH	DIFF	TIME OF DAY
1 -		118.1	34.223	101.6	1:34.415	89.83	7.231	14:51:28.319
2 -	53.118	116.3	34.618	100.0	1:27.736	96.67	0.552	14:52:56.055
3 -	53.142	115.7	34.513	100.6	1:27.655	96.76	0.471	14:54:23.710

Weather / Track : Cloudy / Dry

Thruxton
Circuit Length = 2.3560 miles
Start: 14:49 Flag 15:09 End: 15:11

MCRCB BULLETIN TK242

2014 MCE British Superbike Championship - Round 6

2014 Motul British Motostar Championship

RACE 9 - SECTOR ANALYSIS

SECTOR 1 = FL to I1, SECTOR 2 = I1 to FL, DIFF = Difference To Personal Best Lap

4 -	53.546	115.5	34.456	100.9	1:28.002	96.37	0.818	14:55:51.712
5 -	53.134	116.9	34.437	100.3	1:27.571	96.85	0.387	14:57:19.283
6 -	53.256	115.7	34.634	101.2	1:27.890	96.50	0.706	14:58:47.173
7 -	53.358	115.3	34.664	100.7	1:28.022	96.35	0.838	15:00:15.195
8 -	53.198	117.1	34.626	101.3	1:27.824	96.57	0.640	15:01:43.019
9 -	52.902	114.9	35.048	100.9	1:27.950	96.43	0.766	15:03:10.969
10 -	53.281	114.7	34.291	101.5	1:27.572	96.85	0.388	15:04:38.541
11 -	53.051	115.3	34.284	101.3	1:27.335 (2)	97.11	0.151	15:06:05.876
12 -	52.950	115.7	34.234	101.8	1:27.184 (1)	97.28		15:07:33.060
13 -	53.082	115.9	34.525	101.3	1:27.607	96.81	0.423	15:09:00.667
14 -	52.919	115.9	34.615	99.7	1:27.534 (3)	96.89	0.350	15:10:28.201

P15	74	M3	Joe THOMPSON	Repli-Cast - Repli-CastUK
IDEAL LAP TIME : 1:27.753		BEST LAP TIME : 1:27.823		DIFFERENCE : 0.070

LAP	SECTOR 1	SECTOR 2	LAP TIME	MPH	DIFF	TIME OF DAY		
1 -		115.5	34.995	97.1	1:36.116	88.24	8.293	14:51:30.020
2 -	53.882	116.9	34.779	98.5	1:28.661	95.66	0.838	14:52:58.681
3 -	54.067	112.9	34.899	98.8	1:28.966	95.33	1.143	14:54:27.647
4 -	53.762	114.1	34.682	99.1	1:28.444	95.89	0.621	14:55:56.091
5 -	53.551	115.1	34.554	98.9	1:28.105 (3)	96.26	0.282	14:57:24.196
6 -	53.636	113.7	34.639	98.1	1:28.275	96.08	0.452	14:58:52.471
7 -	53.320	114.3	34.503	98.8	1:27.823 (1)	96.57		15:00:20.294
8 -	53.299	114.1	34.727	99.2	1:28.026 (2)	96.35	0.203	15:01:48.320
9 -	53.250	113.1	35.074	98.5	1:28.324	96.02	0.501	15:03:16.644
10 -	53.616	110.9	34.765	99.2	1:28.381	95.96	0.558	15:04:45.025
11 -	53.499	113.1	34.700	99.5	1:28.199	96.16	0.376	15:06:13.224
12 -	53.606	113.7	34.569	99.1	1:28.175	96.19	0.352	15:07:41.399
13 -	53.558	114.3	34.866	97.5	1:28.424	95.91	0.601	15:09:09.823

P16	18	Paul DOBB	Honda - PDR	
IDEAL LAP TIME : 1:28.084		BEST LAP TIME : 1:28.115		DIFFERENCE : 0.031

LAP	SECTOR 1	SECTOR 2	LAP TIME	MPH	DIFF	TIME OF DAY		
1 -		112.5	35.166	94.1	1:36.440	87.94	8.325	14:51:30.344
2 -	53.720	114.1	35.043	94.6	1:28.763 (2)	95.55	0.648	14:52:59.107
3 -	53.726	114.7	35.304	96.1	1:29.030	95.26	0.915	14:54:28.137
4 -	53.722	112.0	35.121	96.1	1:28.843 (3)	95.46	0.728	14:55:56.980
5 -	53.041	115.3	35.074	96.5	1:28.115 (1)	96.25		14:57:25.095
6 -	54.565	112.9	35.071	96.8	1:29.636	94.62	1.521	14:58:54.731
7 -	53.896	113.7	35.688	96.1	1:29.584	94.67	1.469	15:00:24.315
8 -	53.986	111.4	36.632	95.4	1:30.618	93.59	2.503	15:01:54.933
9 -	54.079	103.4	36.611	96.6	1:30.690	93.52	2.575	15:03:25.623
10 -	54.297	110.0	35.988	96.6	1:30.285	93.94	2.170	15:04:55.908
11 -	53.579	110.5	35.917	96.2	1:29.496	94.77	1.381	15:06:25.404
12 -	54.530	108.4	35.587	96.0	1:30.117	94.11	2.002	15:07:55.521
13 -	54.464	110.9	35.915	96.1	1:30.379	93.84	2.264	15:09:25.900

P17	90	Greg GREENWOOD	Luyten Honda - FPW Racing	
IDEAL LAP TIME : 1:28.301		BEST LAP TIME : 1:28.688		DIFFERENCE : 0.387

LAP	SECTOR 1	SECTOR 2	LAP TIME	MPH	DIFF	TIME OF DAY		
1 -		115.5	34.751	96.8	1:35.992	88.35	7.304	14:51:29.896
2 -	53.550	115.5	35.138	97.8	1:28.688 (1)	95.63		14:52:58.584
3 -	54.164	110.3	36.123	97.6	1:30.287 (3)	93.94	1.599	14:54:28.871
4 -	54.522	113.1	35.733	96.1	1:30.255 (2)	93.97	1.567	14:55:59.126
5 -	54.156	113.7	36.544	96.4	1:30.700	93.51	2.012	14:57:29.826
6 -	54.470	110.9	36.796	96.5	1:31.266	92.93	2.578	14:59:01.092
7 -	55.474	110.3	36.987	94.1	1:32.461	91.73	3.773	15:00:33.553
8 -	54.618	112.7	37.100	93.0	1:31.718	92.47	3.030	15:02:05.271
9 -	54.588	110.9	36.757	94.5	1:31.345	92.85	2.657	15:03:36.616
10 -	55.399	111.8	35.775	95.3	1:31.174	93.02	2.486	15:05:07.790
11 -	55.302	110.0	36.790	91.3	1:32.092	92.09	3.404	15:06:39.882
12 -	57.054	114.5	35.502	96.4	1:32.556	91.63	3.868	15:08:12.438
13 -	54.618	111.1	36.150	96.0	1:30.768	93.44	2.080	15:09:43.206

Weather / Track : Cloudy / Dry

Thruxton

Circuit Length = 2.3560 miles

Start: 14:49 Flag 15:09 End: 15:11

MCRCB BULLETIN TK242

2014 MCE British Superbike Championship - Round 6

2014 Motul British Motostar Championship

RACE 9 - SECTOR ANALYSIS

SECTOR 1 = FL to I1, SECTOR 2 = I1 to FL, DIFF = Difference To Personal Best Lap

P18 44		Jake BAYFORD			Honda - Intek Adhesives by SGR Racing			
IDEAL LAP TIME : 1:29.925		BEST LAP TIME : 1:29.925			DIFFERENCE : 0.000			
LAP	SECTOR 1		SECTOR 2		LAP TIME	MPH	DIFF	TIME OF DAY
1 -		112.2	36.024	94.7	1:38.985	85.68	9.060	14:51:32.889
2 -	55.589	107.3	36.736	96.9	1:32.325	91.86	2.400	14:53:05.214
3 -	55.718	110.0	36.386	96.2	1:32.104	92.08	2.179	14:54:37.318
4 -	55.600	108.0	35.864	96.5	1:31.464	92.73	1.539	14:56:08.782
5 -	55.449	110.1	35.611	94.9	1:31.060	93.14	1.135	14:57:39.842
6 -	55.103	107.2	36.476	96.9	1:31.579	92.61	1.654	14:59:11.421
7 -	54.920	107.7	36.699	96.5	1:31.619	92.57	1.694	15:00:43.040
8 -	55.016	111.8	35.544	96.5	1:30.560 (2)	93.65	0.635	15:02:13.600
9 -	54.886	103.7	36.065	96.0	1:30.951	93.25	1.026	15:03:44.551
10 -	55.072	104.8	36.860	95.8	1:31.932	92.25	2.007	15:05:16.483
11 -	55.478	112.4	35.957	96.9	1:31.435	92.76	1.510	15:06:47.918
12 -	55.100	112.0	35.750	95.8	1:30.850 (3)	93.35	0.925	15:08:18.768
13 -	54.714	110.5	35.211	95.7	1:29.925 (1)	94.31		15:09:48.693

P19 7		Jamie ASHBY			Honda - JPA Racing /SP125			
IDEAL LAP TIME : 1:30.172		BEST LAP TIME : 1:30.186			DIFFERENCE : 0.014			
LAP	SECTOR 1		SECTOR 2		LAP TIME	MPH	DIFF	TIME OF DAY
1 -		114.1	36.329	97.8	1:39.026	85.64	8.840	14:51:32.930
2 -	55.957	113.3	36.110	97.8	1:32.067	92.12	1.881	14:53:04.997
3 -	55.669	111.6	36.346	97.8	1:32.015	92.17	1.829	14:54:37.012
4 -	55.466	111.6	36.144	97.1	1:31.610	92.58	1.424	14:56:08.622
5 -	55.261	111.8	36.190	98.6	1:31.451	92.74	1.265	14:57:40.073
6 -	55.205	111.2	35.938	97.5	1:31.143	93.05	0.957	14:59:11.216
7 -	55.206	109.1	36.302	97.1	1:31.508	92.68	1.322	15:00:42.724
8 -	55.044	111.4	36.000	99.2	1:31.044 (3)	93.15	0.858	15:02:13.768
9 -	55.224	112.7	35.651	99.5	1:30.875 (2)	93.33	0.689	15:03:44.643
10 -	55.115	110.5	36.034	97.8	1:31.149	93.05	0.963	15:05:15.792
11 -	56.032	112.9	35.907	97.2	1:31.939	92.25	1.753	15:06:47.731
12 -	55.203	110.9	35.932	98.3	1:31.135	93.06	0.949	15:08:18.866
13 -	55.058	114.7	35.128	98.8	1:30.186 (1)	94.04		15:09:49.052

P20 35		Elliot LODGE			Honda - SP125 /Spike Racing			
IDEAL LAP TIME : 1:24.023		BEST LAP TIME : 1:24.023			DIFFERENCE : 0.000			
LAP	SECTOR 1		SECTOR 2		LAP TIME	MPH	DIFF	TIME OF DAY
1 -		118.3	33.589	99.8	1:31.155	93.04	7.132	14:51:25.059
2 -	51.090	116.3	32.933	101.0	1:24.023 (1)	100.94		14:52:49.082
3 -	51.336	113.9	33.032	100.3	1:24.368 (2)	100.53	0.345	14:54:13.450
4 -	51.432	112.7	33.377	101.2	1:24.809	100.00	0.786	14:55:38.259
5 -	51.382	116.1	33.450	100.7	1:24.832	99.98	0.809	14:57:03.091
6 -	51.295	113.5	33.368	98.9	1:24.663 (3)	100.18	0.640	14:58:27.754

P21 47		Jake ARCHER			Honda - Jake Archer Racing			
IDEAL LAP TIME : 1:27.533		BEST LAP TIME : 1:27.533			DIFFERENCE : 0.000			
LAP	SECTOR 1		SECTOR 2		LAP TIME	MPH	DIFF	TIME OF DAY
1 -		115.1	34.734	99.5	1:34.773	89.49	7.240	14:51:28.677
2 -	53.202	114.1	34.561	99.7	1:27.763 (2)	96.64	0.230	14:52:56.440
3 -	53.096	115.1	34.437	99.8	1:27.533 (1)	96.89		14:54:23.973

P22 28		Bradley RAY			EE125 - FAB-Racing			
IDEAL LAP TIME :		BEST LAP TIME :			DIFFERENCE :			
LAP	SECTOR 1		SECTOR 2		LAP TIME	MPH	DIFF	TIME OF DAY
1 -		119.6	32.262	104.8	1:26.199	98.39		14:51:20.103

Weather / Track : Cloudy / Dry

Thruxton
Circuit Length = 2.3560 miles
Start: 14:49 Flag 15:09 End: 15:11

MCRCB BULLETIN TK243**2014 MCE British Superbike Championship - Round 6****2014 Motul British Motostar Championship****RACE 9 - BEST SPEEDS**

POS	SECTOR 1			SECTOR 2			FINISH LINE		
	NO	NAME	MPH	NO	NAME	MPH	NO	NAME	MPH
1	127	Georgina POLDEN	123.1				127	Georgina POLDEN	106.8
2	42	James HOBSON	122.9				42	James HOBSON	106.5
3	34	Jordan WEAVING	122.6				66	Joe IRVING	105.8
4	66	Joe IRVING	121.7				28	Bradley RAY	104.8
5	79	Chris TAYLOR	121.5				72	Alex PERSSON	104.2
6	72	Alex PERSSON	121.3				34	Jordan WEAVING	103.8
7	12	Edward RENDELL	120.4				6	Taz TAYLOR	103.4
8	6	Taz TAYLOR	120.2				79	Chris TAYLOR	103.2
9	36	Jayson URIBE	120.2				36	Jayson URIBE	102.9
10	25	Mke BROUWERS	119.6				12	Edward RENDELL	102.4
11	28	Bradley RAY	119.6				64	Asher DURHAM	102.1
12	64	Asher DURHAM	119.1				13	Sam BURMAN	101.8
13	86	Charlie NESBITT	119.1				25	Mke BROUWERS	101.8
14	43	Amie SHELTON	118.9				86	Charlie NESBITT	101.3
15	35	Elliot LODGE	118.3				35	Elliot LODGE	101.2
16	13	Sam BURMAN	118.1				43	Amie SHELTON	101.2
17	74	Joe THOMPSON	116.9				47	Jake ARCHER	99.8
18	90	Greg GREENWOOD	115.5				7	Jamie ASHBY	99.5
19	18	Paul DOBB	115.3				74	Joe THOMPSON	99.5
20	47	Jake ARCHER	115.1				90	Greg GREENWOOD	97.8
21	7	Jamie ASHBY	114.7				44	Jake BAYFORD	96.9
22	44	Jake BAYFORD	112.4				18	Paul DOBB	96.8
23									

Weather / Track : Cloudy / Dry

Results can be found at www.tsl-timing.comThrupton
Circuit Length = 2.3560 miles
Start: 14:49 Flag 15:09 End: 15:11

Printed - 15:13 Sunday, 03 August 2014

MCRCB BULLETIN TK244**2014 MCE British Superbike Championship - Round 6****2014 Motul British Motostar Championship****RACE 9 - BEST SECTORS**

SECTOR 1			SECTOR 2			IDEAL / BEST COMPARISON						
POS	NO	NAME	TIME	NO	NAME	TIME	POS	NO	NAME	IDEAL	BEST	DIFF
1	6	TAYLOR	49.619	66	IRVING	32.047			PERFECT LAP	1:21.666		
2	34	WEAVING	49.625	34	WEAVING	32.113	1	34	WEAVING	1:21.738	1:21.844	0.106
3	66	IRVING	49.706	42	HOBSON	32.242	2	66	IRVING	1:21.753	1:21.925	0.172
4	12	RENDELL	49.809	28	RAY	32.262	3	6	TAYLOR	1:21.945	1:22.087	0.142
5	25	BROUWERS	50.108	6	TAYLOR	32.326	4	42	HOBSON	1:22.377	1:22.539	0.162
6	36	URIBE	50.123	25	BROUWERS	32.344	5	12	RENDELL	1:22.437	1:22.552	0.115
7	42	HOBSON	50.135	36	URIBE	32.363	6	25	BROUWERS	1:22.452	1:23.011	0.559
8	43	SHELTON	50.729	12	RENDELL	32.628	7	36	URIBE	1:22.486	1:22.938	0.452
9	127	POLDEN	51.024	72	PERSSON	32.628	8	43	SHELTON	1:23.473	1:23.767	0.294
10	72	PERSSON	51.028	43	SHELTON	32.744	9	72	PERSSON	1:23.656	1:24.285	0.629
11	35	LODGE	51.090	35	LODGE	32.933	10	127	POLDEN	1:23.997	1:24.266	0.269
12	86	NESBITT	51.137	127	POLDEN	32.973	11	35	LODGE	1:24.023	1:24.023	0.000
13	64	DURHAM	51.393	86	NESBITT	33.021	12	86	NESBITT	1:24.158	1:24.436	0.278
14	79	TAYLOR	51.504	64	DURHAM	33.363	13	64	DURHAM	1:24.756	1:25.198	0.442
15	13	BURMAN	52.902	79	TAYLOR	33.481	14	79	TAYLOR	1:24.985	1:25.063	0.078
16	18	DOBB	53.041	13	BURMAN	34.223	15	13	BURMAN	1:27.125	1:27.184	0.059
17	47	ARCHER	53.096	47	ARCHER	34.437	16	47	ARCHER	1:27.533	1:27.533	0.000
18	74	THOMPSON	53.250	74	THOMPSON	34.503	17	74	THOMPSON	1:27.753	1:27.823	0.070
19	90	GREENWOOD	53.550	90	GREENWOOD	34.751	18	18	DOBB	1:28.084	1:28.115	0.031
20	44	BAYFORD	54.714	18	DOBB	35.043	19	90	GREENWOOD	1:28.301	1:28.688	0.387
21	7	ASHBY	55.044	7	ASHBY	35.128	20	44	BAYFORD	1:29.925	1:29.925	0.000
22				44	BAYFORD	35.211	21	7	ASHBY	1:30.172	1:30.186	0.014
23							22	28	RAY			

Weather / Track : Cloudy / Dry

Thruxton

Circuit Length = 2.3560 miles

Start: 14:49 Flag 15:09 End: 15:11

Results can be found at www.tsl-timing.com

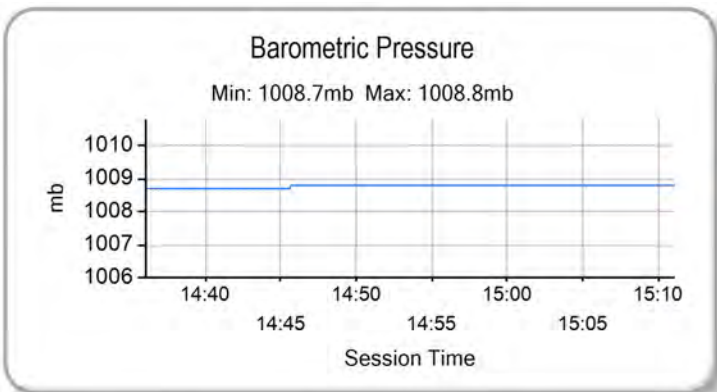
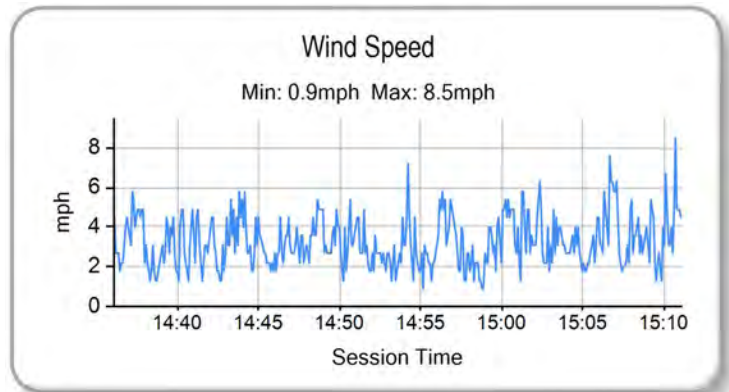
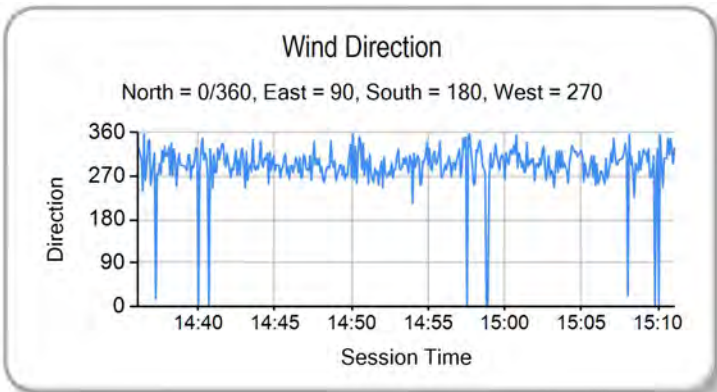
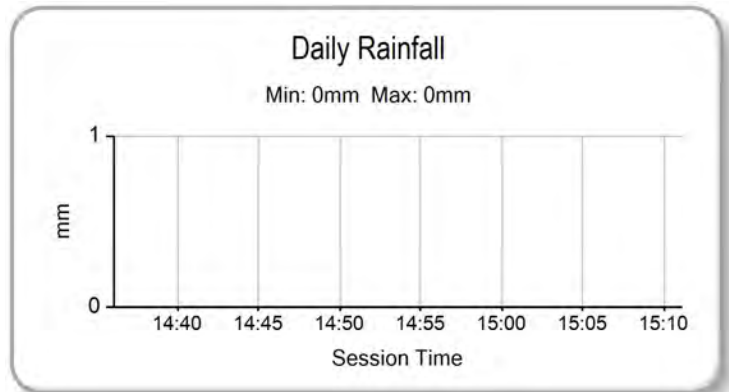
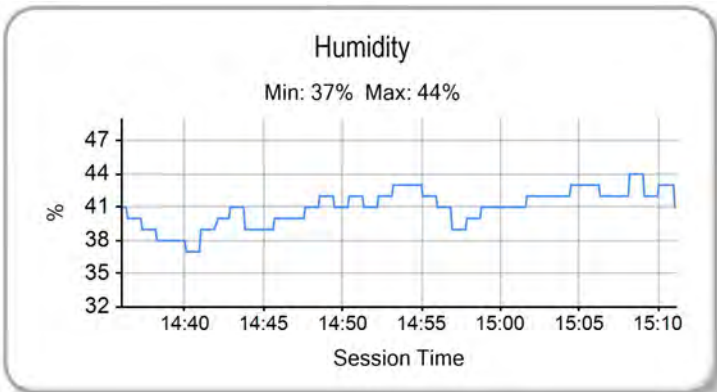
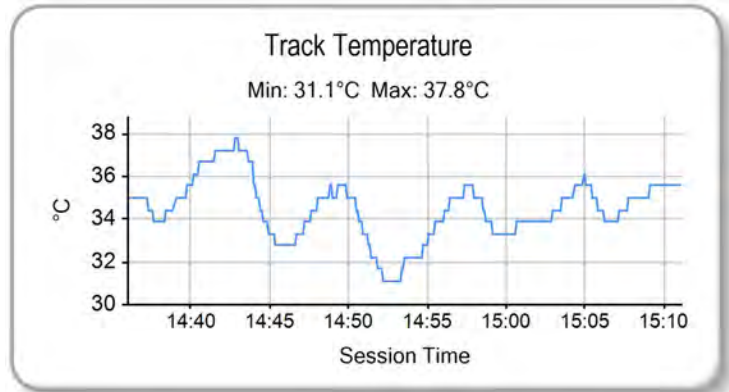
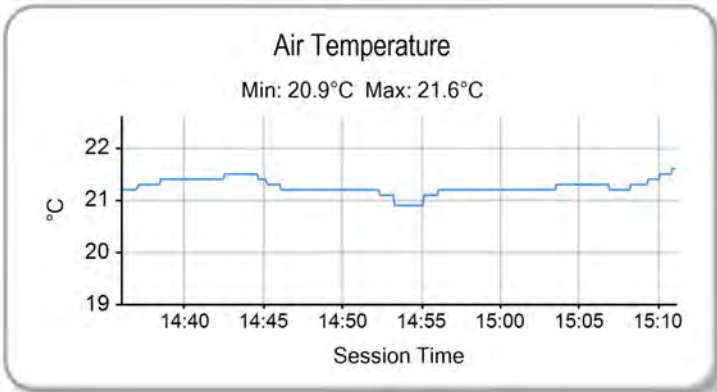
Printed - 15:13 Sunday, 03 August 2014

MCRCB BULLETIN TK245

2014 MCE British Superbike Championship - Round 6

2014 Motul British Motostar Championship

RACE 9 - WEATHER CONDITIONS



Weather / Track : Cloudy / Dry

Results can be found at www.tsl-timing.com

Thruxton
Circuit Length = 2.3560 miles
Start: 14:49 Flag 15:09 End: 15:11

Printed - 15:14 Sunday, 03 August 2014

MCRCB BULLETIN TK246

2014 Motul British Motostar Championship

MOTO 3 POINTS AFTER ROUND 6

	TOTAL	GAP	DIFF	21st April Brands Hatch - Indy	5th May Oulton Park	15th June Snetterton	29th June Knockhill	20th July Brands Hatch - GP	3rd August Thruxton	10th August Oulton Park	25th August Cadwell Park	7th September Donington Park	21st September Assen	5th October Silverstone	19th October Brands Hatch - GP
Jordan WEAVING	130			20	25	20	25	20	20						
Joe IRVING	111	19		25		25	20	16	25						
Jayson URIBE	89	41	22	16	20	13	16	11	13						
James HOBSON	66	64	23	6	11	10	13	10	16						
Charlie NESBITT	52	78	14	11		11	11	9	10						
Chris TAYLOR	50	80	2	10	16	8		7	9						
Sam BURMAN	42	88	8	5	9	5	10	5	8						
Mike BROUWERS	41	89	1	8	13	9			11						
Ernst DUBBINK	29	101	12			16		13							
Joe THOMPSON	28	102	1			6	9	6	7						
Oily SIMPSON	25	105	3					25							
Tom BOOTH-AMOS	17	113	8	7	10										
Brian SLOOTEN	15	115	2			7		8							
Daniel COSTILLA	13	117	2	13											
Georgina POLDEN	9	121	4	9											
Thomas DE VRIES	8	122	1		8										

MCRCB BULLETIN TK247

2014 Motul British Motostar Championship

125GP POINTS AFTER ROUND 6

	TOTAL	GAP	DIFF	21st April Brands Hatch - Indy	5th May Oulton Park	15th June Snetterton	29th June Knockhill	20th July Brands Hatch - GP	3rd August Thruxton	10th August Oulton Park	25th August Cadwell Park	7th September Donington Park	21st September Assen	5th October Silverstone	19th October Brands Hatch - GP
Edward RENDELL	131			20	25	20	25	16	25						
Taz TAYLOR	89	42		13	20	16		20	20						
Arnie SHELTON	75	56	14	7	11	11	20	13	13						
Bradley RAY	66	65	9	16		25		25							
Asher DURHAM	41	90	25	4	6	10	11		10						
Elliot LODGE	40	91	1		5	9	16	10							
Ryan SAXELBY	35	96	5	25	10										
Anthony ALONSO	35	96	0	9	13	13									
Alex PERSSON	32	99	3	10				11	11						
Josh OWENS	30	101	2	8	9		13								
Greg GREENWOOD	28	103	2			7	7	6	8						
James FLITCROFT	27	104	1	11	16										
Joseph THOMAS	20	111	7	3	8		9								
Kai JOHNSON	19	112	1	2	7		10								
Louis VALLELEY	19	112	0		3	6	8	2							
Daniel HERMANSSON	19	112	0	5	1	4		9							
Tasia RODINK	16	115	3			8		8							
Georgina POLDEN	16	115	0						16						
Jake BAYFORD	15	116	1	1		2		5	7						
Jamie ASHBY	13	118	2			1	6		6						
Milo WARD	11	120	2	6		5									
Paul DOBB	10	121	1					1	9						
Tom BOOTH-AMOS	7	124	3					7							
Gillian McGAW	5	126	2				5								
Mark CLAYTON	4	127	1		4										
Stephen CAMPBELL	4	127	0				4								
Jake ARCHER	4	127	0					4							
Ian RAYBON	3	128	1			3									
Wesley JONKER	3	128	0					3							
Jon VINCENT	2	129	1		2										