



MOTOSTAR

Round 6
Oulton Park International

8th – 10th August 2014



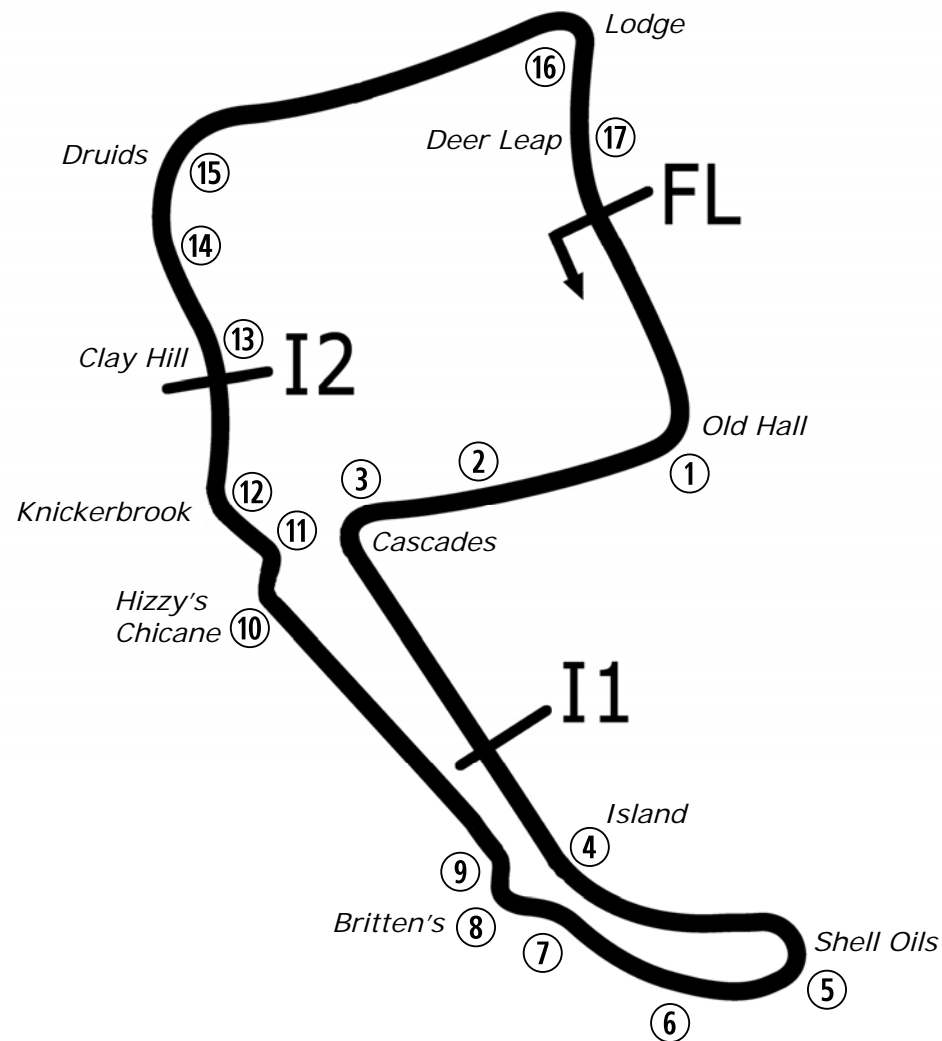
Results Provided by Timing Solutions Ltd
www.tsl-timing.com

Oulton Park International

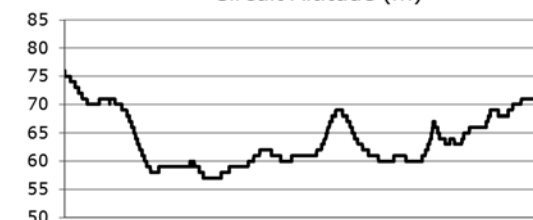


SPORTS TIMING

TIMING SOLUTIONS LTD



Circuit Altitude (m)



Length	2.6920 miles	4332.4 m	
FL		53.17997 N	2.61294 W
I1	1163m	53.17248 N	2.61631 W
I2	3066m	53.17830 N	2.62040 W
Pit Entry	4314m	53.18011 N	2.61306 W
Pit Exit	180m after FL	53.17836 N	2.61232 W
Pit Entry-Pit Exit 199m, 11.9s @60kph, 8.9s @80kph			

Best Sector Information

Lap Records		Sector 1	S1 Trap (mph)	Sector 2	S2 Trap (mph)	Sector 3	F/L Trap (mph)
Superbike	1:35.411	23.169	160.2	45.223	140.6	25.977	151.1
Supersport	1:37.563	24.043	147.4	46.534	129.5	26.713	141.6
Superstock 1000	1:37.177	23.935	154.6	46.294	136.3	26.610	148.5
Superstock 600	1:40.151	24.532	142.2	47.407	125.4	27.480	133.6
Motostar	1:45.637	26.073	123.8	49.957	109.6	29.015	117.5
F1 Sidecar							
Triumph TC	1:42.146	25.229	138.0	48.473	123.8	27.794	131.6
Ducati Cup	To Be Est	N/A	N/A	N/A	N/A	N/A	N/A

All results available at www.tsl-timing.com



POS	NO	CL	PIC NAME	ENTRY	TIME	ON	LAPS	GAP	DIFF	MPH
1	28		1 Bradley RAY	EE125 - FAB-Racing	1:48.726	8	10			89.13
2	6		2 Taz TAYLOR	Luyten Honda - FPW Racing / Hookless Holidays	1:49.314	11	11	0.588	0.588	88.65
3	36	M3	1 Jayson URIBE	Honda - FPW Racing / RSR	1:49.950	8	11	1.224	0.636	88.14
4	86	M3	2 Charlie NESBITT	Repli-Cast - Repli-Cast UK	1:50.416	11	11	1.690	0.466	87.77
5	66	M3	3 Joe IRVING	KTM - Redline KTM	1:52.093	9	9	3.367	1.677	86.45
6	12		3 Edward RENDELL	Honda - Banks Racing	1:52.451	8	9	3.725	0.358	86.18
7	34	M3	4 Jordan WEAVING	KTM - Jordan Racing / Burkert	1:52.892	10	10	4.166	0.441	85.84
8	69		4 Tom BOOTH-AMOS	Honda - RS Racing	1:53.047	10	10	4.321	0.155	85.72
9	65		5 Josh OWENS	Honda - RCD Motorsport	1:53.218	10	10	4.492	0.171	85.59
10	42	M3	5 James HOBSON	Honda - Two 4 Motorsport with RS Racing	1:53.744	9	10	5.018	0.526	85.20
11	72		6 Alex PERSSON	Honda - PWR / Nordgren Racing	1:55.053	10	10	6.327	1.309	84.23
12	47		7 Jake ARCHER	Honda - Jake Archer Racing	1:55.296	10	10	6.570	0.243	84.05
13	64		8 Asher DURHAM	Honda - SP125Racing.com	1:56.234	8	8	7.508	0.938	83.37
14	25	M3	6 Mike BROUWERS	Honda - Joma / Brouwers Racing Team	1:56.418	6	8	7.692	0.184	83.24
15	79	M3	7 Chris TAYLOR	Honda - Elevator Saddles & Bridles	1:56.635	8	10	7.909	0.217	83.09
16	142	M3	8 Brian SLOOTEN	Honda - Bakker Frames Holland	1:57.326	10	10	8.600	0.691	82.60
17	54		9 Bryn OWEN	Honda - Bryn Taff Racing	1:58.095	10	10	9.369	0.769	82.06
18	71		10 Zak CORDEROY	Honda - Zax Corderoy Racing	1:58.495	9	9	9.769	0.400	81.78
19	84		11 Daniel HERMANSSON	TSR Luyten - FPW Racing	1:58.823	9	10	10.097	0.328	81.56
20	4		12 Louis VALLELEY	KTM - Century 21 / Cresswell Racing	1:58.992	6	7	10.266	0.169	81.44
21	90		13 Greg GREENWOOD	Luyten Honda - FPW Racing	1:59.016	4	7	10.290	0.024	81.42
22	74	M3	9 Joe THOMPSON	Repli-Cast - Repli-Cast UK	1:59.245	10	10	10.519	0.229	81.27
23	62	M3	10 Vasco van der VALK	Honda - Vazco62.nl / Banks Racing	1:59.279	10	10	10.553	0.034	81.24

QUALIFYING LAPTIME (110.0% of 1:48.726) = 1:59.598

24	82		14 Jon VINCENT	Honda - Molly / JVR Racing	1:59.633	5	5	10.907	0.354	81.00
25	44		15 Jake BAYFORD	Honda - Intek Adhesives by SGR Racing	2:00.082	9	9	11.356	0.449	80.70
26	16	M3	11 Thomas DE VRIES	Honda - DAT Racing	2:00.596	8	8	11.870	0.514	80.36
27	13	M3	12 Sam BURMAN	Honda - WNT / Burman Racing	2:01.618	4	5	12.892	1.022	79.68
28	7		16 Jamie ASHBY	Honda - JPA Racing / SP125	2:13.169	6	8	24.443	11.551	72.77
29	35		17 Elliot LODGE	Honda - SP125 / Spike Racing			1			

Weather / Track : Cloudy / Dry

These results are provisional until the conclusion of any judicial and technical matters.

Oulton Park International
Circuit Length = 2.6920 miles
Start: 09:00 Flag 09:20 End: 09:22

Race Director :	Stewards :	Timekeeper :
-----------------	------------	--------------

Results can be found at www.britishsuperbike.com

Printed - 09:25 Friday, 08 August 2014



MCRCB BULLETIN TK002

2014 MCE British Superbike Championship - Round 7

2014 Motul British Motostar Championship

FREE PRACTICE 1 - SECTOR ANALYSIS

SECTOR 1 = FL to I1, SECTOR 2 = I1 to I2, SECTOR 3 = I2 to FL, DIFF = Difference To Personal Best Lap

P1 28		Bradley RAY					EE125 - FAB-Racing				
IDEAL LAP TIME : 1:48.239		BEST LAP TIME : 1:48.726					DIFFERENCE : 0.487				
LAP	SECTOR 1	SECTOR 2		SECTOR 3		LAP TIME	MPH	DIFF	TIME OF DAY		
1 -	OUTLAP	109.1	58.873	103.4	IN PIT					09:02:18.809	
2 -	OUTLAP	111.8	54.992	103.7	31.650	110.9	3:34.135	45.25	1:45.409	09:05:52.944	
3 -	28.291	114.7	54.234	105.1	31.174	110.7	1:53.699	85.23	4.973	09:07:46.643	
4 -	28.026	115.3	53.565	105.1	30.990	110.7	1:52.581	86.08	3.855	09:09:39.224	
5 -	27.556	115.9	52.978	105.5	30.403	111.2	1:50.937	87.35	2.211	09:11:30.161	
6 -	27.268	115.5	52.555	106.5	30.045	111.1	1:49.868	88.20	1.142	09:13:20.029	
7 -	27.288	115.5	53.738	105.8	30.490	111.1	1:51.516	86.90	2.790	09:15:11.545	
8 -	26.927	115.1	51.796	106.6	30.003	112.0	1:48.726 (1)	89.13		09:17:00.271	
9 -	26.587	119.4	52.485	107.0	30.007	111.4	1:49.079 (3)	88.84	0.353	09:18:49.350	
10 -	26.948	116.7	51.649	106.8	30.227	111.1	1:48.824 (2)	89.05	0.098	09:20:38.174	

P2 6		Taz TAYLOR					Luyten Honda - FPW Racing / Hookless Holidays				
IDEAL LAP TIME : 1:48.628		BEST LAP TIME : 1:49.314					DIFFERENCE : 0.686				
LAP	SECTOR 1	SECTOR 2		SECTOR 3		LAP TIME	MPH	DIFF	TIME OF DAY		
1 -	OUTLAP	102.1	1:01.473	98.5	33.162	106.3				09:02:10.766	
2 -	29.962	110.5	56.137	101.5	31.971	107.7	1:58.070	82.08	8.756	09:04:08.836	
3 -	29.113	111.4	55.151	101.6	31.436	108.2	1:55.700	83.76	6.386	09:06:04.536	
4 -	28.978	111.2	54.179	101.3	30.989	108.9	1:54.146	84.90	4.832	09:07:58.682	
5 -	27.699	113.3	54.110	103.8	31.286	107.3	1:53.095	85.69	3.781	09:09:51.777	
6 -	27.982	113.7	53.853	102.6	30.712	108.9	1:52.547	86.10	3.233	09:11:44.324	
7 -	27.650	113.1	53.244	103.7	30.547	109.2	1:51.441	86.96	2.127	09:13:35.765	
8 -	27.297	114.3	52.433	104.0	30.000	109.4	1:49.730 (2)	88.31	0.416	09:15:25.495	
9 -	28.271	114.9	52.363	103.8	30.057	109.4	1:50.691	87.55	1.377	09:17:16.186	
10 -	28.461	110.7	52.366	104.8	29.852	111.1	1:50.679 (3)	87.56	1.365	09:19:06.865	
11 -	27.069	115.3	51.707	105.0	30.538	110.7	1:49.314 (1)	88.65		09:20:56.179	

P3 36 M3		Jayson URIBE					Honda - FPW Racing / RSR				
IDEAL LAP TIME : 1:49.269		BEST LAP TIME : 1:49.950					DIFFERENCE : 0.681				
LAP	SECTOR 1	SECTOR 2		SECTOR 3		LAP TIME	MPH	DIFF	TIME OF DAY		
1 -	OUTLAP	101.6	1:03.312	99.7	32.818	103.2				09:02:12.791	
2 -	29.829	111.2	55.685	100.4	31.584	105.5	1:57.098	82.76	7.148	09:04:09.889	
3 -	28.496	111.4	55.486	101.6	31.189	108.7	1:55.171	84.14	5.221	09:06:05.060	
4 -	29.035	111.4	54.233	101.8	30.851	108.4	1:54.119	84.92	4.169	09:07:59.179	
5 -	27.574	112.9	53.944	102.7	31.913	108.4	1:53.431	85.43	3.481	09:09:52.610	
6 -	27.910	112.7	53.872	101.8	30.449	108.2	1:52.231	86.35	2.281	09:11:44.841	
7 -	27.753	111.8	53.056	101.6	30.408	107.2	1:51.217	87.13	1.267	09:13:36.058	
8 -	27.480	112.5	52.482	102.6	29.988	108.7	1:49.950 (1)	88.14		09:15:26.008	
9 -	27.532	111.8	53.034	101.9	30.166	108.4	1:50.732	87.52	0.782	09:17:16.740	
10 -	27.539	112.5	52.347	101.5	30.137	108.0	1:50.023 (3)	88.08	0.073	09:19:06.763	
11 -	27.634	112.9	51.801	103.0	30.550	108.7	1:49.985 (2)	88.11	0.035	09:20:56.748	

P4 86 M3		Charlie NESBITT					Repli-Cast - Repli-Cast UK				
IDEAL LAP TIME : 1:49.814		BEST LAP TIME : 1:50.416					DIFFERENCE : 0.602				
LAP	SECTOR 1	SECTOR 2		SECTOR 3		LAP TIME	MPH	DIFF	TIME OF DAY		
1 -	OUTLAP	108.9	1:00.656	99.1	32.844	104.0				09:02:10.522	
2 -	29.425	111.2	57.167	101.2	32.109	106.0	1:58.701	81.64	8.285	09:04:09.223	
3 -	28.785	112.0	55.551	101.8	31.238	108.4	1:55.574	83.85	5.158	09:06:04.797	
4 -	28.767	111.8	55.050	101.5	30.897	107.5	1:54.714	84.48	4.298	09:07:59.511	
5 -	27.749	114.3	54.743	101.8	30.875	105.6	1:53.367	85.48	2.951	09:09:52.878	
6 -	27.744	114.7	54.020	102.4	30.540	107.8	1:52.304	86.29	1.888	09:11:45.182	
7 -	27.487	114.7	53.388	103.2	30.218	109.2	1:51.093	87.23	0.677	09:13:36.275	
8 -	27.354	114.5	53.149	102.1	30.397	108.4	1:50.900	87.38	0.484	09:15:27.175	
9 -	27.429	114.7	52.831	102.7	30.437	107.0	1:50.697 (3)	87.54	0.281	09:17:17.872	
10 -	27.187	115.9	52.783	102.1	30.566	107.7	1:50.536 (2)	87.67	0.120	09:19:08.408	
11 -	27.477	115.7	52.409	102.2	30.530	107.3	1:50.416 (1)	87.77		09:20:58.824	

Weather / Track : Cloudy / Dry

Oulton Park International
Circuit Length = 2.6920 miles
Start: 09:00 Flag 09:20 End: 09:22

MCRCB BULLETIN TK002

2014 MCE British Superbike Championship - Round 7

2014 Motul British Motostar Championship

FREE PRACTICE 1 - SECTOR ANALYSIS

SECTOR 1 = FL to I1, SECTOR 2 = I1 to I2, SECTOR 3 = I2 to FL, DIFF = Difference To Personal Best Lap

P5 66 M3 Joe IRVING		KTM - Redline KTM								
IDEAL LAP TIME : 1:52.033		BEST LAP TIME : 1:52.093			DIFFERENCE : 0.060					
LAP	SECTOR 1	SECTOR 2		SECTOR 3		LAP TIME	MPH	DIFF	TIME OF DAY	
1 -	OUTLAP	111.2	1:02.391	103.0	33.610	110.7				09:02:34.100
2 -	30.290	116.1	59.002	103.8	33.234	111.2	2:02.526	79.09	10.433	09:04:36.626
3 -	29.518	117.1	57.713	104.3	32.451	112.0	1:59.682	80.97	7.589	09:06:36.308
4 -	29.265	117.7	56.230	105.5	IN PIT		2:04.672	P 77.73	12.579	09:08:40.980
5 -	OUTLAP	94.3	1:00.467	100.9	33.007	111.8	4:11.664	38.50	2:19.571	09:12:52.644
6 -	30.581	105.3	58.216	100.7	32.267	111.2	2:01.064	80.05	8.971	09:14:53.708
7 -	28.859	116.7	55.219	106.0	31.365	112.2	1:55.443	(3) 83.94	3.350	09:16:49.151
8 -	28.247	117.3	54.089	104.5	30.948	112.0	1:53.284	(2) 85.54	1.191	09:18:42.435
9 -	27.684	117.1	53.401	105.8	31.008	112.4	1:52.093	(1) 86.45		09:20:34.528

P6 12 Edward RENDELL		Honda - Banks Racing								
IDEAL LAP TIME : 1:51.592		BEST LAP TIME : 1:52.451			DIFFERENCE : 0.859					
LAP	SECTOR 1	SECTOR 2		SECTOR 3		LAP TIME	MPH	DIFF	TIME OF DAY	
1 -	OUTLAP	106.8	59.656	96.0	32.604	103.5				09:02:30.879
2 -	29.297	105.8	54.888	97.2	31.997	103.5	1:56.182	83.41	3.731	09:04:27.061
3 -	28.587	112.2	54.568	98.3	31.397	103.7	1:54.552	84.60	2.101	09:06:21.613
4 -	28.704	109.2	53.979	98.9	31.152	103.8	1:53.835	85.13	1.384	09:08:15.448
5 -	28.384	109.6	53.407	99.5	30.824	104.6	1:52.615	(3) 86.05	0.164	09:10:08.063
6 -	28.085	110.7	52.736	99.2	IN PIT		1:57.085	P 82.77	4.634	09:12:05.148
7 -	OUTLAP	108.4	53.830	99.4	31.365	106.5	4:51.927	33.19	2:59.476	09:16:57.075
8 -	28.484	111.1	53.092	99.7	30.875	103.8	1:52.451	(1) 86.18		09:18:49.526
9 -	28.729	111.1	53.009	100.3	30.771	105.1	1:52.509	(2) 86.13	0.058	09:20:42.035

P7 34 M3 Jordan WEAVING		KTM - Jordan Racing / Burkert								
IDEAL LAP TIME : 1:52.892		BEST LAP TIME : 1:52.892			DIFFERENCE : 0.000					
LAP	SECTOR 1	SECTOR 2		SECTOR 3		LAP TIME	MPH	DIFF	TIME OF DAY	
1 -	OUTLAP	100.9	1:07.404	92.9	IN PIT			P		09:02:37.497
2 -	OUTLAP	103.0	1:02.738	96.2	34.859	102.2	3:02.422	53.12	1:09.530	09:05:39.919
3 -	31.986	105.0	1:01.098	97.1	35.306	101.5	2:08.390	75.48	15.498	09:07:48.309
4 -	31.832	105.5	59.972	100.4	33.449	107.7	2:05.253	77.37	12.361	09:09:53.562
5 -	30.192	110.7	57.291	101.0	32.283	106.8	1:59.766	80.91	6.874	09:11:53.328
6 -	29.565	112.2	56.599	101.5	31.696	107.7	1:57.860	82.22	4.968	09:13:51.188
7 -	28.932	113.5	56.001	103.2	31.127	108.4	1:56.060	83.50	3.168	09:15:47.248
8 -	28.807	112.7	55.035	101.8	31.180	107.7	1:55.022	(3) 84.25	2.130	09:17:42.270
9 -	28.419	113.5	54.559	100.4	31.055	107.5	1:54.033	(2) 84.98	1.141	09:19:36.303
10 -	28.107	113.5	53.944	101.2	30.841	107.0	1:52.892	(1) 85.84		09:21:29.195

P8 69 Tom BOOTH-AMOS		Honda - RS Racing								
IDEAL LAP TIME : 1:53.047		BEST LAP TIME : 1:53.047			DIFFERENCE : 0.000					
LAP	SECTOR 1	SECTOR 2		SECTOR 3		LAP TIME	MPH	DIFF	TIME OF DAY	
1 -	OUTLAP	97.3	1:06.926	100.7	36.869	95.8				09:02:46.895
2 -	32.261	112.4	1:01.315	101.9	IN PIT		2:17.906	P 70.27	24.859	09:05:04.801
3 -	OUTLAP	113.1	59.022	102.6	34.112	108.5	3:02.588	53.07	1:09.541	09:08:07.389
4 -	29.451	114.5	57.220	102.9	33.357	108.0	2:00.028	80.74	6.981	09:10:07.417
5 -	28.994	115.3	56.004	103.7	32.759	108.7	1:57.757	82.29	4.710	09:12:05.174
6 -	28.836	114.1	56.050	103.4	32.479	109.1	1:57.365	82.57	4.318	09:14:02.539
7 -	28.374	114.7	55.656	104.3	31.769	109.8	1:55.799	83.69	2.752	09:15:58.338
8 -	28.497	113.9	54.958	105.3	31.535	109.1	1:54.990	(3) 84.27	1.943	09:17:53.328
9 -	28.298	113.1	54.528	103.0	31.125	109.6	1:53.951	(2) 85.04	0.904	09:19:47.279
10 -	28.019	114.5	54.136	104.5	30.892	109.4	1:53.047	(1) 85.72		09:21:40.326

P9 65 Josh OWENS		Honda - RCD Motorsport								
IDEAL LAP TIME : 1:53.218		BEST LAP TIME : 1:53.218			DIFFERENCE : 0.000					
LAP	SECTOR 1	SECTOR 2		SECTOR 3		LAP TIME	MPH	DIFF	TIME OF DAY	
1 -	OUTLAP	108.5	1:03.080	97.8	33.853	105.8				09:02:59.772
2 -	30.422	110.0	57.161	101.2	32.334	107.0	1:59.917	80.81	6.699	09:04:59.689

Weather / Track : Cloudy / Dry

Oulton Park International
Circuit Length = 2.6920 miles
Start: 09:00 Flag 09:20 End: 09:22

MCRCB BULLETIN TK002

2014 MCE British Superbike Championship - Round 7

2014 Motul British Motostar Championship

FREE PRACTICE 1 - SECTOR ANALYSIS

SECTOR 1 = FL to I1, SECTOR 2 = I1 to I2, SECTOR 3 = I2 to FL, DIFF = Difference To Personal Best Lap

3 -	28.928	111.2	56.695	101.2	32.779	106.5	1:58.402	81.85	5.184	09:06:58.091
4 -	29.070	110.9	55.276	101.9	31.379	107.5	1:55.725	83.74	2.507	09:08:53.816
5 -	28.703	112.7	55.283	101.2	31.615	108.0	1:55.601	83.83	2.383	09:10:49.417
6 -	28.400	112.5	54.826	101.8	31.289	107.7	1:54.515 (2)	84.62	1.297	09:12:43.932
7 -	28.259	113.1	55.059	101.5	31.210	107.2	1:54.528 (3)	84.61	1.310	09:14:38.460
8 -	28.128	112.5	56.384	100.9	31.263	107.0	1:55.775	83.70	2.557	09:16:34.235
9 -	28.363	111.1	54.996	100.9	31.290	107.2	1:54.649	84.53	1.431	09:18:28.884
10 -	28.004	113.3	54.148	100.7	31.066	107.5	1:53.218 (1)	85.59		09:20:22.102

P10 42 M3 James HOBSON		Honda - Two 4 Motorsport with RS Racing								
IDEAL LAP TIME : 1:53.744		BEST LAP TIME : 1:53.744			DIFFERENCE : 0.000					
LAP	SECTOR 1	SECTOR 2	SECTOR 3	LAP TIME	MPH	DIFF	TIME OF DAY			
1 -	OUTLAP	112.5	59.097	102.4	32.591	111.2				09:03:00.915
2 -	29.464	115.3	56.631	104.5	32.137	110.7	1:58.232	81.96	4.488	09:04:59.147
3 -	29.240	115.1	57.025	106.8	32.426	109.2	1:58.691	81.65	4.947	09:06:57.838
4 -	29.267	113.7	56.255	105.8	IN PIT		2:04.989 P	77.53	11.245	09:09:02.827
5 -	OUTLAP	114.7	56.609	103.7	31.749	110.7	3:04.565	52.50	1:10.821	09:12:07.392
6 -	28.950	115.9	55.793	105.8	31.346	111.6	1:56.089 (3)	83.48	2.345	09:14:03.481
7 -	28.437	117.1	56.211	104.2	31.473	111.2	1:56.121	83.45	2.377	09:15:59.602
8 -	28.746	116.7	55.314	105.1	31.251	111.1	1:55.311 (2)	84.04	1.567	09:17:54.913
9 -	28.113	116.5	54.503	105.3	31.128	111.4	1:53.744 (1)	85.20		09:19:48.657
10 -	28.477	115.3	1:00.050	102.7	32.377	106.8	2:00.904	80.15	7.160	09:21:49.561

P11 72 Alex PERSSON		Honda - PWR / Nordgren Racing								
IDEAL LAP TIME : 1:55.035		BEST LAP TIME : 1:55.053			DIFFERENCE : 0.018					
LAP	SECTOR 1	SECTOR 2	SECTOR 3	LAP TIME	MPH	DIFF	TIME OF DAY			
1 -	OUTLAP	91.3	1:07.249	90.3	35.744	98.1				09:02:24.512
2 -	32.141	101.5	1:04.061	92.0	34.495	98.9	2:10.697	74.15	15.644	09:04:35.209
3 -	30.527	103.7	1:00.281	92.3	34.123	100.6	2:04.931	77.57	9.878	09:06:40.140
4 -	30.967	103.7	1:00.094	91.9	33.848	101.2	2:04.909	77.58	9.856	09:08:45.049
5 -	30.690	101.9	1:08.322	93.8	33.496	107.0	2:12.508	73.13	17.455	09:10:57.557
6 -	29.155	112.7	57.222	101.0	32.387	109.1	1:58.764	81.60	3.711	09:12:56.321
7 -	29.501	112.5	56.820	101.6	32.207	108.0	1:58.528	81.76	3.475	09:14:54.849
8 -	28.751	112.2	55.437	101.8	32.043	108.5	1:56.231 (2)	83.37	1.178	09:16:51.080
9 -	29.279	112.2	55.642	100.4	32.063	108.2	1:56.984 (3)	82.84	1.931	09:18:48.064
10 -	28.400	112.4	54.592	101.3	32.061	108.5	1:55.053 (1)	84.23		09:20:43.117

P12 47 Jake ARCHER		Honda - Jake Archer Racing								
IDEAL LAP TIME : 1:55.296		BEST LAP TIME : 1:55.296			DIFFERENCE : 0.000					
LAP	SECTOR 1	SECTOR 2	SECTOR 3	LAP TIME	MPH	DIFF	TIME OF DAY			
1 -	OUTLAP	108.7	1:02.496	96.1	33.795	104.0				09:02:43.520
2 -	30.912	103.5	59.240	96.8	33.724	102.2	2:03.876	78.23	8.580	09:04:47.396
3 -	30.120	109.6	58.421	96.8	32.596	102.7	2:01.137	80.00	5.841	09:06:48.533
4 -	29.482	109.1	57.243	97.9	32.396	103.8	1:59.121	81.35	3.825	09:08:47.654
5 -	28.873	111.1	57.097	97.1	32.094	103.7	1:58.064	82.08	2.768	09:10:45.718
6 -	28.726	110.7	56.560	98.6	32.056	103.8	1:57.342	82.59	2.046	09:12:43.060
7 -	28.753	110.7	55.880	99.8	32.217	101.3	1:56.850 (3)	82.93	1.554	09:14:39.910
8 -	28.534	110.5	55.774	99.2	32.161	104.6	1:56.469 (2)	83.20	1.173	09:16:36.379
9 -	28.984	109.1	55.792	98.5	32.196	103.2	1:56.972	82.85	1.676	09:18:33.351
10 -	28.450	110.5	55.121	98.6	31.725	104.2	1:55.296 (1)	84.05		09:20:28.647

P13 64 Asher DURHAM		Honda - SP125Racing.com								
IDEAL LAP TIME : 1:55.799		BEST LAP TIME : 1:56.234			DIFFERENCE : 0.435					
LAP	SECTOR 1	SECTOR 2	SECTOR 3	LAP TIME	MPH	DIFF	TIME OF DAY			
1 -	OUTLAP	84.4	1:13.727	69.2	42.657	81.8				09:03:30.137
2 -	37.202	87.8	1:13.942	81.7	39.044	93.5	2:30.188	64.52	33.954	09:06:00.325
3 -	34.269	104.2	1:06.368	92.6	36.453	97.8	2:17.090	70.69	20.856	09:08:17.415
4 -	32.008	105.3	1:04.291	93.0	IN PIT		2:19.445 P	69.49	23.211	09:10:36.860
5 -	OUTLAP	106.3	1:00.739	98.5	33.256	104.6	5:15.268	30.73	3:19.034	09:15:52.128
6 -	29.857	108.9	58.571	98.8	32.573	105.1	2:01.001 (3)	80.09	4.767	09:17:53.129

Weather / Track : Cloudy / Dry

Oulton Park International
Circuit Length = 2.6920 miles
Start: 09:00 Flag 09:20 End: 09:22

MCRCB BULLETIN TK002

2014 MCE British Superbike Championship - Round 7

2014 Motul British Motostar Championship

FREE PRACTICE 1 - SECTOR ANALYSIS

SECTOR 1 = FL to I1, SECTOR 2 = I1 to I2, SECTOR 3 = I2 to FL, DIFF = Difference To Personal Best Lap

7 -	29.084	111.1	55.861	101.6	31.635	106.1	1:56.580 (2)	83.13	0.346	09:19:49.709
8 -	28.427	110.9	55.737	99.1	32.070	103.7	1:56.234 (1)	83.37		09:21:45.943

P14 25 M3 Mike BROUWERS		Honda - Joma / Brouwers Racing Team									
IDEAL LAP TIME : 1:56.161		BEST LAP TIME : 1:56.418				DIFFERENCE : 0.257					
LAP	SECTOR 1	SECTOR 2		SECTOR 3		LAP TIME	MPH	DIFF	TIME OF DAY		
1 -	OUTLAP	105.1	1:03.527	98.3	34.929	104.3				09:02:17.047	
2 -	30.611	107.3	1:00.186	97.2	34.167	103.4	2:04.964	77.55	8.546	09:04:22.011	
3 -	32.075	99.7	1:01.355	97.1	IN PIT		2:15.591 P	71.47	19.173	09:06:37.602	
4 -	OUTLAP	106.5	1:06.490	94.6	33.138	104.3	4:22.218	36.95	2:25.800	09:10:59.820	
5 -	29.621	109.2	57.542	97.5	32.505	104.5	1:59.668 (2)	80.98	3.250	09:12:59.488	
6 -	28.539	110.7	55.926	100.0	31.953	106.5	1:56.418 (1)	83.24		09:14:55.906	
7 -	28.633	110.5	58.843	76.8	34.432	106.1	2:01.908 (3)	79.49	5.490	09:16:57.814	
8 -	28.282	113.1	57.385	98.5	IN PIT		2:04.747 P	77.68	8.329	09:19:02.561	

P15 79 M3 Chris TAYLOR		Honda - Elevator Saddles & Bridles									
IDEAL LAP TIME : 1:56.559		BEST LAP TIME : 1:56.635				DIFFERENCE : 0.076					
LAP	SECTOR 1	SECTOR 2		SECTOR 3		LAP TIME	MPH	DIFF	TIME OF DAY		
1 -	OUTLAP	108.0	1:04.266	99.5	35.706	106.0				09:02:16.855	
2 -	31.694	111.8	1:00.913	100.9	33.948	106.6	2:06.555	76.57	9.920	09:04:23.410	
3 -	30.872	112.2	59.956	95.7	IN PIT		2:14.848 P	71.86	18.213	09:06:38.258	
4 -	OUTLAP	110.0	1:00.076	100.1	32.998	107.0	3:09.739	51.07	1:13.104	09:09:47.997	
5 -	29.773	112.2	57.991	101.0	32.268	107.5	2:00.032	80.73	3.397	09:11:48.029	
6 -	29.750	111.6	58.599	100.6	32.465	107.5	2:00.814	80.21	4.179	09:13:48.843	
7 -	29.443	112.2	57.775	101.0	32.026	109.4	1:59.244	81.27	2.609	09:15:48.087	
8 -	28.946	113.1	56.124	102.1	31.565	108.7	1:56.635 (1)	83.09		09:17:44.722	
9 -	28.881	112.2	56.529	98.6	32.040	109.1	1:57.450 (3)	82.51	0.815	09:19:42.172	
10 -	29.008	112.4	56.113	100.3	31.831	108.4	1:56.952 (2)	82.86	0.317	09:21:39.124	

P16 142 M3 Brian SLOOTEN		Honda - Bakker Frames Holland									
IDEAL LAP TIME : 1:57.326		BEST LAP TIME : 1:57.326				DIFFERENCE : 0.000					
LAP	SECTOR 1	SECTOR 2		SECTOR 3		LAP TIME	MPH	DIFF	TIME OF DAY		
1 -	OUTLAP	81.7	1:10.659	76.7	40.022	94.7				09:03:25.362	
2 -	33.745	95.0	1:06.518	89.7	36.078	99.2	2:16.341	71.08	19.015	09:05:41.703	
3 -	32.073	99.8	1:01.987	96.0	34.717	98.5	2:08.777	75.25	11.451	09:07:50.480	
4 -	31.453	108.2	1:00.307	97.8	33.150	104.3	2:04.910	77.58	7.584	09:09:55.390	
5 -	30.077	109.4	57.553	100.0	32.733	106.3	2:00.363	80.51	3.037	09:11:55.753	
6 -	29.342	110.1	58.405	99.4	32.832	102.4	2:00.579	80.37	3.253	09:13:56.332	
7 -	29.504	110.0	59.261	96.6	33.311	105.3	2:02.076	79.38	4.750	09:15:58.408	
8 -	29.967	110.0	56.431	100.1	32.805	104.6	1:59.203 (3)	81.30	1.877	09:17:57.611	
9 -	29.476	107.3	55.859	100.3	32.518	106.0	1:57.853 (2)	82.23	0.527	09:19:55.464	
10 -	29.165	110.5	55.712	99.1	32.449	105.6	1:57.326 (1)	82.60		09:21:52.790	

P17 54 Bryn OWEN		Honda - Bryn Taff Racing									
IDEAL LAP TIME : 1:58.095		BEST LAP TIME : 1:58.095				DIFFERENCE : 0.000					
LAP	SECTOR 1	SECTOR 2		SECTOR 3		LAP TIME	MPH	DIFF	TIME OF DAY		
1 -	OUTLAP	92.1	1:06.398	81.6	36.590	96.0				09:02:42.086	
2 -	31.835	103.4	1:00.694	93.7	34.105	99.8	2:06.634	76.53	8.539	09:04:48.720	
3 -	30.236	105.8	58.419	93.4	34.088	98.8	2:02.743	78.95	4.648	09:06:51.463	
4 -	30.108	105.1	58.264	94.7	33.587	99.4	2:01.959	79.46	3.864	09:08:53.422	
5 -	29.842	106.0	57.826	93.7	33.558	99.1	2:01.226	79.94	3.131	09:10:54.648	
6 -	30.021	104.0	57.881	94.9	33.430	99.2	2:01.332	79.87	3.237	09:12:55.980	
7 -	29.537	105.6	57.557	96.0	32.626	101.6	1:59.720 (2)	80.94	1.625	09:14:55.700	
8 -	29.424	106.0	57.454	94.7	33.102	99.4	1:59.980 (3)	80.77	1.885	09:16:55.680	
9 -	29.456	104.6	58.019	94.2	32.868	98.9	2:00.343	80.53	2.248	09:18:56.023	
10 -	29.362	105.1	56.124	94.6	32.609	99.4	1:58.095 (1)	82.06		09:20:54.118	

Weather / Track : Cloudy / Dry

Oulton Park International
Circuit Length = 2.6920 miles
Start: 09:00 Flag 09:20 End: 09:22

MCRCB BULLETIN TK002

2014 MCE British Superbike Championship - Round 7

2014 Motul British Motostar Championship

FREE PRACTICE 1 - SECTOR ANALYSIS

SECTOR 1 = FL to I1, SECTOR 2 = I1 to I2, SECTOR 3 = I2 to FL, DIFF = Difference To Personal Best Lap

P18 71		Zak CORDEROY					Honda - Zax Corderoy Racing			
IDEAL LAP TIME : 1:58.495		BEST LAP TIME : 1:58.495			DIFFERENCE : 0.000					
LAP	SECTOR 1	SECTOR 2		SECTOR 3		LAP TIME	MPH	DIFF	TIME OF DAY	
1 -	OUTLAP	98.2	1:05.070	88.1	36.596	98.5			09:02:22.324	
2 -	31.970	104.3	1:02.221	91.6	35.346	93.4	2:09.537	74.81	11.042	09:04:31.861
3 -	30.732	104.5	58.534	95.0	34.271	97.2	2:03.537	78.44	5.042	09:06:35.398
4 -	30.140	105.3	58.656	94.6	33.408	101.6	2:02.204	79.30	3.709	09:08:37.602
5 -	30.117	109.1	58.117	94.7	33.038	98.5	2:01.272 (3)	79.91	2.777	09:10:38.874
6 -	30.060	104.6	57.559	95.3	IN PIT		2:08.905 P	75.18	10.410	09:12:47.779
7 -	OUTLAP	105.6	57.589	96.1	32.878	99.7	3:17.760	49.00	1:19.265	09:16:05.539
8 -	29.779	106.0	55.973	95.8	33.119	99.5	1:58.871 (2)	81.52	0.376	09:18:04.410
9 -	29.735	102.7	55.951	96.2	32.809	99.4	1:58.495 (1)	81.78		09:20:02.905

P19 84		Daniel HERMANSSON					TSR Luyten - FPW Racing			
IDEAL LAP TIME : 1:58.510		BEST LAP TIME : 1:58.823			DIFFERENCE : 0.313					
LAP	SECTOR 1	SECTOR 2		SECTOR 3		LAP TIME	MPH	DIFF	TIME OF DAY	
1 -	OUTLAP	93.8	1:04.552	96.6	36.895	101.6				09:02:18.518
2 -	31.176	109.2	1:01.353	97.8	34.119	104.3	2:06.648	76.52	7.825	09:04:25.166
3 -	30.345	110.3	1:00.133	98.9	34.585	101.3	2:05.063	77.49	6.240	09:06:30.229
4 -	30.921	107.7	1:00.483	97.9	33.430	103.2	2:04.834	77.63	6.011	09:08:35.063
5 -	30.282	109.4	58.724	98.5	32.921	104.3	2:01.927 (3)	79.48	3.104	09:10:36.990
6 -	30.007	108.9	58.837	98.1	33.433	104.0	2:02.277	79.25	3.454	09:12:39.267
7 -	31.522	105.5	59.090	98.8	33.028	104.8	2:03.640	78.38	4.817	09:14:42.907
8 -	29.991	107.7	58.365	98.6	33.744	101.9	2:02.100	79.37	3.277	09:16:45.007
9 -	29.640	110.0	56.939	99.1	32.244	105.5	1:58.823 (1)	81.56		09:18:43.830
10 -	29.327	108.4	57.523	96.9	33.025	104.8	1:59.875 (2)	80.84	1.052	09:20:43.705

P20 4		Louis VALLELEY					KTM - Century 21 / Cresswell Racing			
IDEAL LAP TIME : 1:58.168		BEST LAP TIME : 1:58.992			DIFFERENCE : 0.824					
LAP	SECTOR 1	SECTOR 2		SECTOR 3		LAP TIME	MPH	DIFF	TIME OF DAY	
1 -	OUTLAP	105.8	1:02.311	94.5	IN PIT		P			09:04:08.328
2 -	OUTLAP	107.3	59.272	96.1	33.309	103.0	3:14.969	49.70	1:15.977	09:07:23.297
3 -	30.038	107.2	59.365	89.3	IN PIT		2:10.215 P	74.42	11.223	09:09:33.512
4 -	OUTLAP	106.8	57.412	97.8	32.615	104.3	6:08.387	26.30	4:09.395	09:15:41.899
5 -	30.148	108.4	57.155	97.8	32.659	104.0	1:59.962 (3)	80.78	0.970	09:17:41.861
6 -	29.642	108.5	56.838	97.2	32.512	103.5	1:58.992 (1)	81.44		09:19:40.853
7 -	30.987	107.8	56.540	97.9	31.986	105.0	1:59.513 (2)	81.08	0.521	09:21:40.366

P21 90		Greg GREENWOOD					Luyten Honda - FPW Racing			
IDEAL LAP TIME : 1:59.016		BEST LAP TIME : 1:59.016			DIFFERENCE : 0.000					
LAP	SECTOR 1	SECTOR 2		SECTOR 3		LAP TIME	MPH	DIFF	TIME OF DAY	
1 -	OUTLAP	103.7	1:04.668	92.5	35.168	102.4				09:03:07.407
2 -	30.622	108.9	1:00.484	97.8	33.923	102.4	2:05.029	77.51	6.013	09:05:12.436
3 -	30.252	107.3	59.687	94.6	33.103	105.0	2:03.042 (3)	78.76	4.026	09:07:15.478
4 -	29.277	110.3	57.490	98.5	32.249	105.5	1:59.016 (1)	81.42		09:09:14.494
5 -	29.796	109.6	58.751	98.6	32.328	106.8	2:00.875 (2)	80.17	1.859	09:11:15.369
6 -	29.987	112.0	59.111	96.1	IN PIT		2:08.088 P	75.66	9.072	09:13:23.457
7 -	OUTLAP	100.0	1:06.957	98.6	IN PIT		2:44.126 P	59.04	45.110	09:16:07.583

P22 74 M3		Joe THOMPSON					Repli-Cast - Repli-Cast UK			
IDEAL LAP TIME : 1:59.203		BEST LAP TIME : 1:59.245			DIFFERENCE : 0.042					
LAP	SECTOR 1	SECTOR 2		SECTOR 3		LAP TIME	MPH	DIFF	TIME OF DAY	
1 -	OUTLAP	101.5	1:04.359	98.9	35.604	104.0				09:02:17.328
2 -	31.475	110.5	1:00.835	100.7	33.999	105.3	2:06.309	76.72	7.064	09:04:23.637
3 -	31.005	111.2	59.381	100.3	33.563	105.1	2:03.949	78.18	4.704	09:06:27.586
4 -	33.807	106.0	58.691	100.4	33.582	104.6	2:06.080	76.86	6.835	09:08:33.666
5 -	29.827	110.5	58.092	100.0	32.990	105.1	2:00.909 (3)	80.15	1.664	09:10:34.575
6 -	30.001	108.9	58.089	97.5	IN PIT		2:09.075 P	75.08	9.830	09:12:43.650
7 -	OUTLAP	110.0	59.155	97.5	33.150	105.0	3:17.681	49.02	1:18.436	09:16:01.331

Weather / Track : Cloudy / Dry

Oulton Park International
Circuit Length = 2.6920 miles
Start: 09:00 Flag 09:20 End: 09:22

MCRCB BULLETIN TK002

2014 MCE British Superbike Championship - Round 7

2014 Motul British Motostar Championship

FREE PRACTICE 1 - SECTOR ANALYSIS

SECTOR 1 = FL to I1, SECTOR 2 = I1 to I2, SECTOR 3 = I2 to FL, DIFF = Difference To Personal Best Lap

8 -	30.189	108.9	57.435	100.7	33.453	105.0	2:01.077	80.04	1.832	09:18:02.408
9 -	29.575	110.5	57.342	100.3	32.691	105.3	1:59.608 (2)	81.02	0.363	09:20:02.016
10 -	29.523	110.3	56.989	99.4	32.733	105.3	1:59.245 (1)	81.27		09:22:01.261

P23 62 M3		Vasco van der VALK			Honda - Vazco62.nl / Banks Racing						
IDEAL LAP TIME : 1:57.798		BEST LAP TIME : 1:59.279			DIFFERENCE : 1.481						
LAP	SECTOR 1	SECTOR 2	SECTOR 3	LAP TIME	MPH	DIFF	TIME OF DAY				
1 -	OUTLAP	89.9	1:06.946	75.8	37.787	97.2					09:02:41.926
2 -	32.359	99.4	1:00.571	91.3	34.353	102.7	2:07.283	76.13	8.004		09:04:49.209
3 -	30.339	105.6	57.890	92.8	34.157	99.8	2:02.386	79.18	3.107		09:06:51.595
4 -	30.408	106.6	57.217	92.0	34.161	97.5	2:01.786	79.57	2.507		09:08:53.381
5 -	30.591	109.8	57.312	91.4	33.490	102.2	2:01.393	79.83	2.114		09:10:54.774
6 -	29.959	110.9	57.962	91.4	33.475	104.8	2:01.396	79.83	2.117		09:12:56.170
7 -	29.859	109.2	57.513	96.8	32.714	106.6	2:00.086 (2)	80.70	0.807		09:14:56.256
8 -	28.944	111.4	58.280	83.9	33.198	104.8	2:00.422	80.47	1.143		09:16:56.678
9 -	29.193	108.7	57.745	97.6	33.173	103.5	2:00.111 (3)	80.68	0.832		09:18:56.789
10 -	28.889	110.5	56.195	91.1	34.195	103.5	1:59.279 (1)	81.24			09:20:56.068

P24 82		Jon VINCENT			Honda - Molly / JVR Racing						
IDEAL LAP TIME : 1:59.633		BEST LAP TIME : 1:59.633			DIFFERENCE : 0.000						
LAP	SECTOR 1	SECTOR 2	SECTOR 3	LAP TIME	MPH	DIFF	TIME OF DAY				
1 -	OUTLAP	91.1	1:17.896	69.2	IN PIT						09:03:00.425
2 -	OUTLAP	87.2	1:21.768	55.7	IN PIT		6:46.697	P	23.82	4:47.064	09:09:47.122
3 -	OUTLAP	80.8	1:10.845	80.7	39.520	98.1	7:02.119	22.95	5:02.486		09:16:49.241
4 -	33.018	105.3	1:01.050	95.4	33.870	103.5	2:07.938 (2)	75.74	8.305		09:18:57.179
5 -	29.596	109.1	57.699	97.1	32.338	104.3	1:59.633 (1)	81.00			09:20:56.812

P25 44		Jake BAYFORD			Honda - Intek Adhesives by SGR Racing						
IDEAL LAP TIME : 1:59.971		BEST LAP TIME : 2:00.082			DIFFERENCE : 0.111						
LAP	SECTOR 1	SECTOR 2	SECTOR 3	LAP TIME	MPH	DIFF	TIME OF DAY				
1 -	OUTLAP	81.0	1:08.390	92.1	37.124	95.0					09:02:28.837
2 -	32.673	104.5	1:02.926	92.6	36.974	96.0	2:12.573	73.10	12.491		09:04:41.410
3 -	32.197	102.4	1:02.467	86.0	IN PIT		2:19.280	P	69.58	19.198	09:07:00.690
4 -	OUTLAP	101.9	1:00.291	94.2	34.582	98.2	3:47.798	42.54	1:47.716		09:10:48.488
5 -	30.511	104.6	58.548	93.5	34.058	100.7	2:03.117	78.71	3.035		09:12:51.605
6 -	29.951	106.0	59.648	95.1	33.752	99.7	2:03.351	78.56	3.269		09:14:54.956
7 -	29.624	106.3	58.200	96.1	33.102	103.0	2:00.926 (2)	80.14	0.844		09:16:55.882
8 -	29.845	108.9	58.479	97.6	33.491	103.2	2:01.815 (3)	79.55	1.733		09:18:57.697
9 -	29.735	105.8	57.513	97.3	32.834	102.2	2:00.082 (1)	80.70			09:20:57.779

P26 16 M3		Thomas DE VRIES			Honda - DAT Racing						
IDEAL LAP TIME : 2:00.445		BEST LAP TIME : 2:00.596			DIFFERENCE : 0.151						
LAP	SECTOR 1	SECTOR 2	SECTOR 3	LAP TIME	MPH	DIFF	TIME OF DAY				
1 -	OUTLAP	98.2	1:05.336	94.6	35.132	99.8					09:02:21.887
2 -	32.108	103.8	1:01.109	93.7	34.008	102.7	2:07.225	76.17	6.629		09:04:29.112
3 -	31.805	107.7	59.312	97.6	33.914	100.9	2:05.031	77.51	4.435		09:06:34.143
4 -	30.649	107.8	58.835	97.9	33.755	103.0	2:03.239 (3)	78.63	2.643		09:08:37.382
5 -	30.263	108.5	58.635	98.3	33.300	103.8	2:02.198 (2)	79.30	1.602		09:10:39.580
6 -	29.818	109.2	58.019	98.2	IN PIT		2:10.192	P	74.43	9.596	09:12:49.772
7 -	OUTLAP	105.5	58.855	97.9	33.234	104.5	6:00.161	26.90	3:59.565		09:18:49.933
8 -	29.680	109.1	57.531	98.1	33.385	103.5	2:00.596 (1)	80.36			09:20:50.529

P27 13 M3		Sam BURMAN			Honda - WNT / Burman Racing						
IDEAL LAP TIME : 2:01.448		BEST LAP TIME : 2:01.618			DIFFERENCE : 0.170						
LAP	SECTOR 1	SECTOR 2	SECTOR 3	LAP TIME	MPH	DIFF	TIME OF DAY				
1 -	OUTLAP	106.8	1:04.322	98.6	33.598	106.5					09:02:13.753
2 -	31.510	111.1	1:00.694	97.9	IN PIT		2:14.131	P	72.25	12.513	09:04:27.884
3 -	OUTLAP	109.8	1:01.730	99.5	33.182	106.8	4:45.668	33.92	2:44.050		09:09:13.552
4 -	30.270	110.3	58.238	99.2	33.110	107.3	2:01.618 (1)	79.68			09:11:15.170

Weather / Track : Cloudy / Dry

Oulton Park International
Circuit Length = 2.6920 miles
Start: 09:00 Flag 09:20 End: 09:22

MCRCB BULLETIN TK002

2014 MCE British Superbike Championship - Round 7

2014 Motul British Motostar Championship

FREE PRACTICE 1 - SECTOR ANALYSIS

SECTOR 1 = FL to I1, SECTOR 2 = I1 to I2, SECTOR 3 = I2 to FL, DIFF = Difference To Personal Best Lap

5 - **30.100** **111.6** 58.700 99.4 IN PIT 2:06.474 **P** 76.62 4.856 09:13:21.644

P28 7		Jamie ASHBY		Honda - JPA Racing / SP125			
IDEAL LAP TIME : 2:11.004		BEST LAP TIME : 2:13.169		DIFFERENCE : 2.165			
LAP	SECTOR 1	SECTOR 2	SECTOR 3	LAP TIME	MPH	DIFF	TIME OF DAY
1 -	OUTLAP	87.2	1:16.080	72.7	41.602	79.3	09:02:55.798
2 -	37.775	85.1	1:11.892	77.6	40.691	82.6	2:30.358 64.45 17.189 09:05:26.156
3 -	36.617	90.1	1:08.870	83.1	39.062	89.0	2:24.549 67.04 11.380 09:07:50.705
4 -	35.408	92.4	1:06.697	89.5	37.385	97.5	2:19.490 (3) 69.47 6.321 09:10:10.195
5 -	33.700	100.1	1:06.635	91.3	36.701	99.8	2:17.036 (2) 70.72 3.867 09:12:27.231
6 -	33.549	103.2	1:03.884	95.3	35.736	102.1	2:13.169 (1) 72.77 09:14:40.400
7 -	32.116	105.5	1:03.152	95.7	IN PIT		2:15.670 P 71.43 2.501 09:16:56.070
8 -	OUTLAP	85.8	1:06.339	89.5	36.004	99.8	3:42.785 43.50 1:29.616 09:20:38.855

P29 35		Elliot LODGE		Honda - SP125 / Spike Racing			
IDEAL LAP TIME :		BEST LAP TIME :		DIFFERENCE :			
LAP	SECTOR 1	SECTOR 2	SECTOR 3	LAP TIME	MPH	DIFF	TIME OF DAY
1 -	OUTLAP	40.3	1:41.189	30.0	IN PIT	P	09:03:59.049

MCRCB BULLETIN TK003**2014 MCE British Superbike Championship - Round 7****2014 Motul British Motostar Championship****FREE PRACTICE 1 - BEST SPEEDS**

SECTOR 1				SECTOR 2			FINISH LINE		
POS	NO	NAME	MPH	NO	NAME	MPH	NO	NAME	MPH
1	28	Bradley RAY	119.4	28	Bradley RAY	107.0	66	Joe IRVING	112.4
2	66	Joe IRVING	117.7	42	James HOBSON	106.8	28	Bradley RAY	112.0
3	42	James HOBSON	117.1	66	Joe IRVING	106.0	42	James HOBSON	111.6
4	86	Charlie NESBITT	115.9	69	Tom BOOTH-AMOS	105.3	6	Taz TAYLOR	111.1
5	6	Taz TAYLOR	115.3	6	Taz TAYLOR	105.0	69	Tom BOOTH-AMOS	109.8
6	69	Tom BOOTH-AMOS	115.3	34	Jordan WEAVING	103.2	79	Chris TAYLOR	109.4
7	34	Jordan WEAVING	113.5	86	Charlie NESBITT	103.2	86	Charlie NESBITT	109.2
8	65	Josh OWENS	113.3	36	Jayson URIBE	103.0	72	Alex PERSSON	109.1
9	25	Mike BROUWERS	113.1	79	Chris TAYLOR	102.1	36	Jayson URIBE	108.7
10	79	Chris TAYLOR	113.1	65	Josh OWENS	101.9	34	Jordan WEAVING	108.4
11	36	Jayson URIBE	112.9	72	Alex PERSSON	101.8	65	Josh OWENS	108.0
12	72	Alex PERSSON	112.7	64	Asher DURHAM	101.6	13	Sam BURMAN	107.3
13	12	Edward RENDELL	112.2	74	Joe THOMPSON	100.7	90	Greg GREENWOOD	106.8
14	90	Greg GREENWOOD	112.0	12	Edward RENDELL	100.3	62	Vasco van der VALK	106.6
15	13	Sam BURMAN	111.6	142	Brian SLOOTEN	100.3	12	Edward RENDELL	106.5
16	62	Vasco van der VALK	111.4	25	Mike BROUWERS	100.0	25	Mike BROUWERS	106.5
17	74	Joe THOMPSON	111.2	47	Jake ARCHER	99.8	142	Brian SLOOTEN	106.3
18	47	Jake ARCHER	111.1	13	Sam BURMAN	99.5	64	Asher DURHAM	106.1
19	64	Asher DURHAM	111.1	84	Daniel HERMANSSON	99.1	84	Daniel HERMANSSON	105.5
20	142	Brian SLOOTEN	110.5	90	Greg GREENWOOD	98.6	74	Joe THOMPSON	105.3
21	84	Daniel HERMANSSON	110.3	16	Thomas DE VRIES	98.3	4	Louis VALLELEY	105.0
22	16	Thomas DE VRIES	109.2	4	Louis VALLELEY	97.9	47	Jake ARCHER	104.6
23	71	Zak CORDEROY	109.1	44	Jake BAYFORD	97.6	16	Thomas DE VRIES	104.5
24	82	Jon VINCENT	109.1	62	Vasco van der VALK	97.6	82	Jon VINCENT	104.3
25	44	Jake BAYFORD	108.9	82	Jon VINCENT	97.1	44	Jake BAYFORD	103.2
26	4	Louis VALLELEY	108.5	71	Zak CORDEROY	96.2	7	Jamie ASHBY	102.1
27	54	Bryn OWEN	106.0	54	Bryn OWEN	96.0	54	Bryn OWEN	101.6
28	7	Jamie ASHBY	105.5	7	Jamie ASHBY	95.7	71	Zak CORDEROY	101.6
29	35	Elliot LODGE	40.3	35	Elliot LODGE	30.0			

Weather / Track : Cloudy / Dry

Results can be found at www.tsl-timing.comOulton Park International
Circuit Length = 2.6920 miles
Start: 09:00 Flag 09:20 End: 09:22

Printed - 09:27 Friday, 08 August 2014

MCRCB BULLETIN TK004

2014 MCE British Superbike Championship - Round 7

2014 Motul British Motostar Championship

FREE PRACTICE 1 - BEST SECTORS

SECTOR 1			SECTOR 2			SECTOR 3			IDEAL / BEST COMPARISON						
POS	NO	NAME	TIME	NO	NAME	TIME	NO	NAME	TIME	POS	NO	NAME	IDEAL	BEST	DIFF
1	28	RAY	26.587	28	RAY	51.649	6	TAYLOR	29.852				PERFECT LAP	1:48.088	
2	6	TAYLOR	27.069	6	TAYLOR	51.707	36	URIBE	29.988	1	28	RAY	1:48.239	1:48.726	0.487
3	86	NESBITT	27.187	36	URIBE	51.801	28	RAY	30.003	2	6	TAYLOR	1:48.628	1:49.314	0.686
4	36	URIBE	27.480	86	NESBITT	52.409	86	NESBITT	30.218	3	36	URIBE	1:49.269	1:49.950	0.681
5	66	IRVING	27.684	12	RENDELL	52.736	12	RENDELL	30.771	4	86	NESBITT	1:49.814	1:50.416	0.602
6	65	OWENS	28.004	66	IRVING	53.401	34	WEAVING	30.841	5	12	RENDELL	1:51.592	1:52.451	0.859
7	69	BOOTH-AMOS	28.019	34	WEAVING	53.944	69	BOOTH-AMOS	30.892	6	66	IRVING	1:52.033	1:52.093	0.060
8	12	RENDELL	28.085	69	BOOTH-AMOS	54.136	66	IRVING	30.948	7	34	WEAVING	1:52.892	1:52.892	0.000
9	34	WEAVING	28.107	65	OWENS	54.148	65	OWENS	31.066	8	69	BOOTH-AMOS	1:53.047	1:53.047	0.000
10	42	HOBSON	28.113	42	HOBSON	54.503	42	HOBSON	31.128	9	65	OWENS	1:53.218	1:53.218	0.000
11	25	BROUWERS	28.282	72	PERSSON	54.592	79	TAYLOR	31.565	10	42	HOBSON	1:53.744	1:53.744	0.000
12	72	PERSSON	28.400	47	ARCHER	55.121	64	DURHAM	31.635	11	72	PERSSON	1:55.035	1:55.053	0.018
13	64	DURHAM	28.427	142	SLOOTEN	55.712	47	ARCHER	31.725	12	47	ARCHER	1:55.296	1:55.296	0.000
14	47	ARCHER	28.450	64	DURHAM	55.737	25	BROUWERS	31.953	13	64	DURHAM	1:55.799	1:56.234	0.435
15	79	TAYLOR	28.881	25	BROUWERS	55.926	4	VALLELEY	31.986	14	25	BROUWERS	1:56.161	1:56.418	0.257
16	62	VALK	28.889	71	CORDEROY	55.951	72	PERSSON	32.043	15	79	TAYLOR	1:56.559	1:56.635	0.076
17	142	SLOOTEN	29.165	79	TAYLOR	56.113	84	HERMANSSON	32.244	16	142	SLOOTEN	1:57.326	1:57.326	0.000
18	90	GREENWOOD	29.277	54	OWEN	56.124	90	GREENWOOD	32.249	17	62	VALK	1:57.798	1:59.279	1.481
19	84	HERMANSSON	29.327	62	VALK	56.195	82	VINCENT	32.338	18	54	OWEN	1:58.095	1:58.095	0.000
20	54	OWEN	29.362	4	VALLELEY	56.540	142	SLOOTEN	32.449	19	4	VALLELEY	1:58.168	1:58.992	0.824
21	74	THOMPSON	29.523	84	HERMANSSON	56.939	54	OWEN	32.609	20	71	CORDEROY	1:58.495	1:58.495	0.000
22	82	VINCENT	29.596	74	THOMPSON	56.989	74	THOMPSON	32.691	21	84	HERMANSSON	1:58.510	1:58.823	0.313
23	44	BAYFORD	29.624	90	GREENWOOD	57.490	62	VALK	32.714	22	90	GREENWOOD	1:59.016	1:59.016	0.000
24	4	VALLELEY	29.642	44	BAYFORD	57.513	71	CORDEROY	32.809	23	74	THOMPSON	1:59.203	1:59.245	0.042
25	16	DE VRIES	29.680	16	DE VRIES	57.531	44	BAYFORD	32.834	24	82	VINCENT	1:59.633	1:59.633	0.000
26	71	CORDEROY	29.735	82	VINCENT	57.699	13	BURMAN	33.110	25	44	BAYFORD	1:59.971	2:00.082	0.111
27	13	BURMAN	30.100	13	BURMAN	58.238	16	DE VRIES	33.234	26	16	DE VRIES	2:00.445	2:00.596	0.151
28	7	ASHBY	32.116	7	ASHBY	1:03.152	7	ASHBY	35.736	27	13	BURMAN	2:01.448	2:01.618	0.170
29				35	LODGE	1:41.189				28	7	ASHBY	2:11.004	2:13.169	2.165
										29	35	LODGE			

Weather / Track : Cloudy / Dry

Oulton Park International
 Circuit Length = 2.6920 miles
 Start: 09:00 Flag 09:20 End: 09:22

Results can be found at www.tsl-timing.com

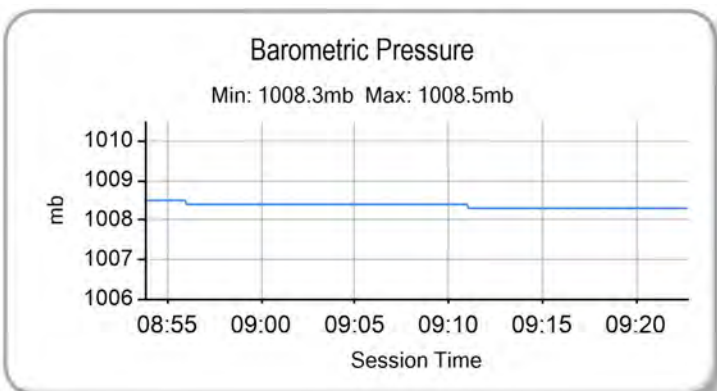
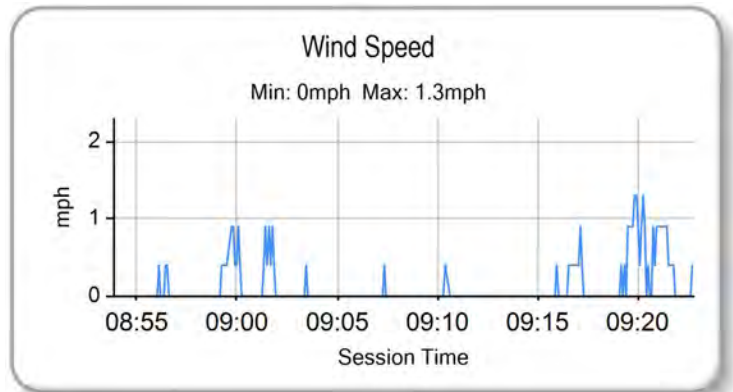
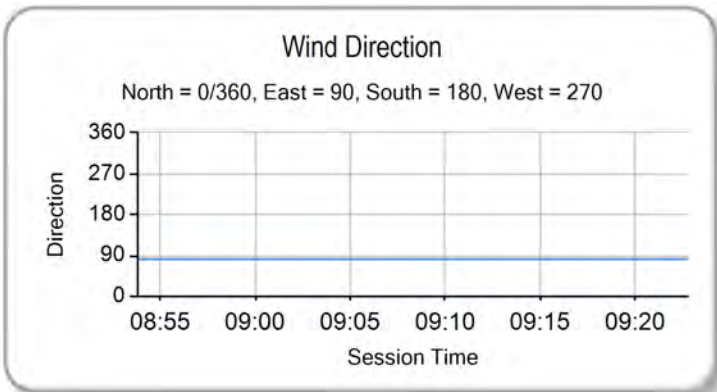
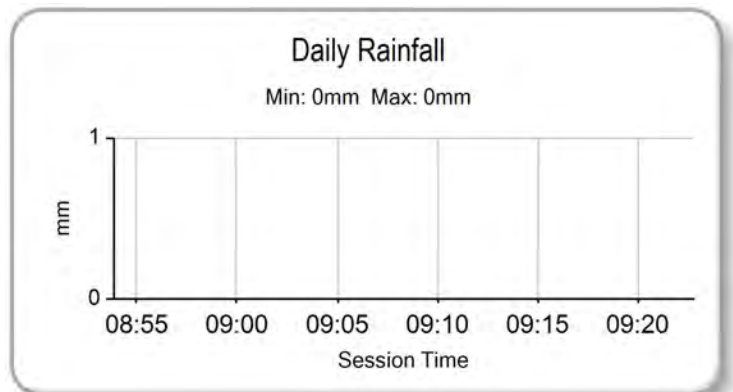
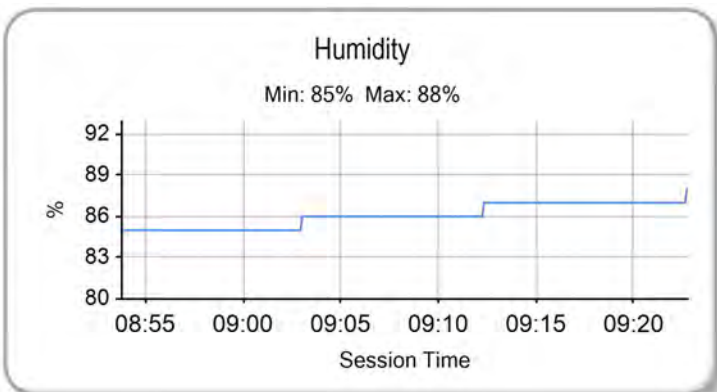
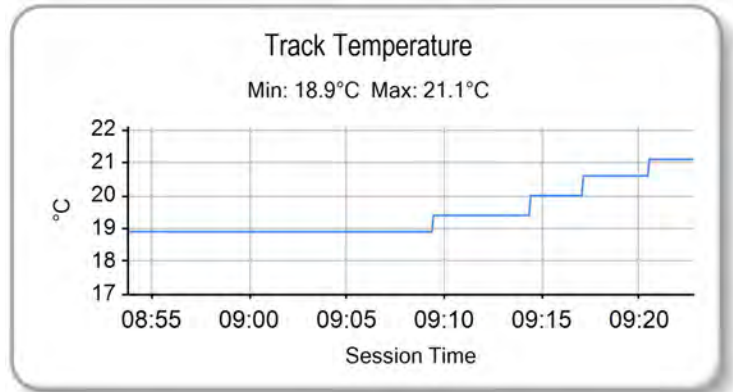
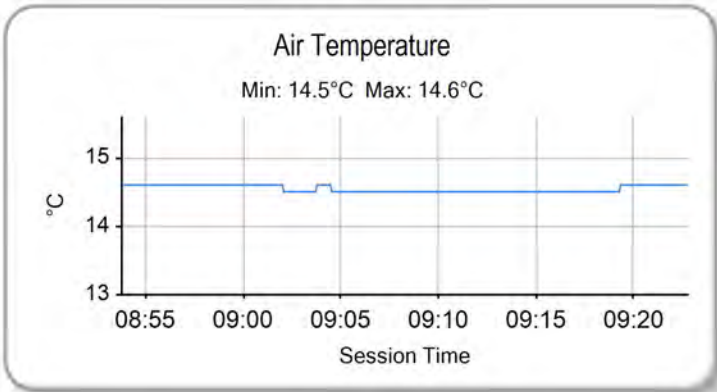
Printed - 09:27 Friday, 08 August 2014

MCRCB BULLETIN TK005

2014 MCE British Superbike Championship - Round 7

2014 Motul British Motostar Championship

FREE PRACTICE 1 - WEATHER CONDITIONS



Weather / Track : Cloudy / Dry

Results can be found at www.tsl-timing.com

Oulton Park International
Circuit Length = 2.6920 miles
Start: 09:00 Flag 09:20 End: 09:22

Printed - 09:28 Friday, 08 August 2014



POS	NO	CL	PIC NAME	ENTRY	TIME	ON	LAPS	GAP	DIFF	MPH
1	28		1 Bradley RAY	EE125 - FAB-Racing	1:45.987	10	10			91.43
2	66	M3	1 Joe IRVING	KTM - Redline KTM	1:46.345	7	9	0.358	0.358	91.13
3	34	M3	2 Jordan WEAVING	KTM - Jordan Racing / Burkert	1:46.968	8	11	0.981	0.623	90.60
4	6		2 Taz TAYLOR	Luyten Honda - FPW Racing / Hookless Holidays	1:48.011	6	10	2.024	1.043	89.72
5	12		3 Edward RENDELL	Honda - Banks Racing	1:48.450	10	10	2.463	0.439	89.36
6	36	M3	3 Jayson URIBE	Honda - FPW Racing / RSR	1:48.626	11	11	2.639	0.176	89.21
7	86	M3	4 Charlie NESBITT	Repli-Cast - Repli-Cast UK	1:49.370	8	11	3.383	0.744	88.61
8	69		4 Tom BOOTH-AMOS	Honda - RS Racing	1:49.799	10	10	3.812	0.429	88.26
9	42	M3	5 James HOBSON	Honda - Two 4 Motorsport with RS Racing	1:50.450	10	10	4.463	0.651	87.74
10	25	M3	6 Mike BROUWERS	Honda - Joma / Brouwers Racing Team	1:50.553	9	11	4.566	0.103	87.66
11	72		5 Alex PERSSON	Honda - PWR / Nordgren Racing	1:50.655	5	11	4.668	0.102	87.58
12	65		6 Josh OWENS	Honda - RCD Motorsport	1:50.698	7	11	4.711	0.043	87.54
13	142	M3	7 Brian SLOOTEN	Honda - Bakker Frames Holland	1:51.416	6	11	5.429	0.718	86.98
14	84		7 Daniel HERMANSSON	TSR Luyten - FPW Racing	1:51.860	10	11	5.873	0.444	86.63
15	79	M3	8 Chris TAYLOR	Honda - Elevator Saddles & Bridles	1:51.865	7	10	5.878	0.005	86.63
16	47		8 Jake ARCHER	Honda - Jake Archer Racing	1:52.298	8	11	6.311	0.433	86.29
17	62	M3	9 Vasco van der VALK	Honda - Vazco62.nl / Banks Racing	1:52.524	10	11	6.537	0.226	86.12
18	13	M3	10 Sam BURMAN	Honda - WNT / Burman Racing	1:52.644	7	11	6.657	0.120	86.03
19	64		9 Asher DURHAM	Honda - SP125Racing.com	1:52.740	10	11	6.753	0.096	85.96
20	16	M3	11 Thomas DE VRIES	Honda - DAT Racing	1:52.804	11	11	6.817	0.064	85.91
21	74	M3	12 Joe THOMPSON	Repli-Cast - Repli-Cast UK	1:53.136	11	11	7.149	0.332	85.66
22	71		10 Zak CORDEROY	Honda - Zax Corderoy Racing	1:53.422	7	10	7.435	0.286	85.44
23	90		11 Greg GREENWOOD	Luyten Honda - FPW Racing	1:55.350	9	10	9.363	1.928	84.01
24	4		12 Louis VALLELEY	KTM - Century 21 / Cresswell Racing	1:56.206	4	8	10.219	0.856	83.39
25	44		13 Jake BAYFORD	Honda - Intek Adhesives by SGR Racing	1:56.496	10	10	10.509	0.290	83.19

QUALIFYING LAPTIME (110.0% of 1:45.987) = 1:56.585

26	54		14 Bryn OWEN	Honda - Bryn Taff Racing	1:57.425	11	11	11.438	0.929	82.53
27	7		15 Jamie ASHBY	Honda - JPA Racing / SP125	1:58.478	9	10	12.491	1.053	81.79
28	82		16 Jon VINCENT	Honda - Molly / JVR Racing			1			
29	35		17 Elliot LODGE	Honda - SP125 / Spike Racing			1			

Weather / Track : Bright / Dry

These results are provisional until the conclusion of any judicial and technical matters.

Oulton Park International
Circuit Length = 2.6920 miles
Start: 13:20 Flag 13:40 End: 13:42

Race Director :	Stewards :	Timekeeper :

Results can be found at www.britishsuperbike.com

Printed - 13:43 Friday, 08 August 2014



MCRCB BULLETIN TK032

2014 MCE British Superbike Championship - Round 7

2014 Motul British Motostar Championship

FREE PRACTICE 2 - SECTOR ANALYSIS

SECTOR 1 = FL to I1, SECTOR 2 = I1 to I2, SECTOR 3 = I2 to FL, DIFF = Difference To Personal Best Lap

P1 28		Bradley RAY					EE125 - FAB-Racing				
IDEAL LAP TIME : 1:45.978		BEST LAP TIME : 1:45.987					DIFFERENCE : 0.009				
LAP	SECTOR 1	SECTOR 2		SECTOR 3		LAP TIME	MPH	DIFF	TIME OF DAY		
1 -	OUTLAP	109.2	53.795	105.1	30.554	109.2			13:21:54.701		
2 -	27.210	117.5	51.307	106.1	29.667	109.4	1:48.184	89.58	2.197	13:23:42.885	
3 -	26.960	115.9	51.092	105.5	29.694	109.8	1:47.746	89.94	1.759	13:25:30.631	
4 -	27.781	113.1	55.132	96.8	IN PIT		2:02.330	P 79.22	16.343	13:27:32.961	
5 -	OUTLAP	112.9	52.278	105.0	29.843	110.0	3:39.753	44.10	1:53.766	13:31:12.714	
6 -	26.567	116.1	50.516	105.8	29.566	109.4	1:46.649	(3) 90.87	0.662	13:32:59.363	
7 -	26.417	115.7	50.347	105.6	29.490	110.0	1:46.254	(2) 91.20	0.267	13:34:45.617	
8 -	27.707	112.0	53.037	98.3	IN PIT		1:59.133	P 81.34	13.146	13:36:44.750	
9 -	OUTLAP	115.1	53.360	96.9	30.786	110.0	2:34.831	62.59	48.844	13:39:19.581	
10 -	26.426	116.9	50.154	107.0	29.407	109.6	1:45.987	(1) 91.43		13:41:05.568	

P2 66 M3		Joe IRVING					KTM - Redline KTM				
IDEAL LAP TIME : 1:46.345		BEST LAP TIME : 1:46.345					DIFFERENCE : 0.000				
LAP	SECTOR 1	SECTOR 2		SECTOR 3		LAP TIME	MPH	DIFF	TIME OF DAY		
1 -	OUTLAP	116.3	52.867	106.8	30.173	109.2			13:21:54.504		
2 -	27.169	117.7	51.075	106.3	IN PIT		1:54.856	P 84.37	8.511	13:23:49.360	
3 -	OUTLAP	109.8	52.116	103.8	29.563	112.5	3:07.666	51.64	1:21.321	13:26:57.026	
4 -	26.547	117.9	56.775	102.4	IN PIT		2:00.964	P 80.11	14.619	13:28:57.990	
5 -	OUTLAP	114.3	51.594	106.5	29.618	112.0	4:08.713	38.96	2:22.368	13:33:06.703	
6 -	26.500	116.7	50.836	106.8	29.346	112.5	1:46.682	(2) 90.84	0.337	13:34:53.385	
7 -	26.497	118.1	50.545	107.0	29.303	112.7	1:46.345	(1) 91.13		13:36:39.730	
8 -	26.711	112.5	53.249	105.0	IN PIT		1:57.308	P 82.61	10.963	13:38:37.038	
9 -	OUTLAP	110.7	51.313	107.7	29.516	112.2	2:40.262	60.47	53.917	13:41:17.300	

P3 34 M3		Jordan WEAVING					KTM - Jordan Racing / Burkert				
IDEAL LAP TIME : 1:46.968		BEST LAP TIME : 1:46.968					DIFFERENCE : 0.000				
LAP	SECTOR 1	SECTOR 2		SECTOR 3		LAP TIME	MPH	DIFF	TIME OF DAY		
1 -	OUTLAP	103.2	54.213	102.4	30.256	107.8			13:23:06.374		
2 -	28.370	114.3	52.015	104.0	29.865	109.1	1:50.250	87.90	3.282	13:24:56.624	
3 -	27.296	115.7	51.284	104.6	29.767	108.7	1:48.347	89.44	1.379	13:26:44.971	
4 -	27.080	115.3	51.362	105.5	29.783	109.2	1:48.225	(3) 89.54	1.257	13:28:33.196	
5 -	27.173	115.7	51.120	105.0	29.955	109.8	1:48.248	89.52	1.280	13:30:21.444	
6 -	26.814	116.7	51.549	103.4	29.679	110.9	1:48.042	(2) 89.69	1.074	13:32:09.486	
7 -	27.063	114.9	53.752	98.2	29.793	110.9	1:50.608	87.61	3.640	13:34:00.094	
8 -	26.648	116.9	50.999	105.3	29.321	110.5	1:46.968	(1) 90.60		13:35:47.062	
9 -	26.693	116.1	51.945	103.5	30.008	111.1	1:48.646	89.20	1.678	13:37:35.708	
10 -	27.025	117.7	52.370	95.7	30.025	110.1	1:49.420	88.56	2.452	13:39:25.128	
11 -	27.463	111.6	51.557	105.5	29.494	110.3	1:48.514	89.30	1.546	13:41:13.642	

P4 6		Taz TAYLOR					Luyten Honda - FPW Racing / Hookless Holidays				
IDEAL LAP TIME : 1:47.754		BEST LAP TIME : 1:48.011					DIFFERENCE : 0.257				
LAP	SECTOR 1	SECTOR 2		SECTOR 3		LAP TIME	MPH	DIFF	TIME OF DAY		
1 -	OUTLAP	80.8	1:07.306	76.3	36.473	85.1			13:22:21.853		
2 -	32.034	100.0	58.047	93.2	32.342	107.0	2:02.423	79.16	14.412	13:24:24.276	
3 -	27.643	112.9	53.329	102.9	30.273	109.1	1:51.245	87.11	3.234	13:26:15.521	
4 -	26.805	115.1	52.060	104.6	29.838	109.8	1:48.703	(3) 89.15	0.692	13:28:04.224	
5 -	27.512	111.6	51.532	104.8	30.505	108.4	1:49.549	88.46	1.538	13:29:53.773	
6 -	26.923	115.1	51.156	105.1	29.932	110.7	1:48.011	(1) 89.72		13:31:41.784	
7 -	28.618	108.2	52.314	103.8	29.793	110.1	1:50.725	87.52	2.714	13:33:32.509	
8 -	26.886	114.3	51.709	104.6	30.095	110.1	1:48.690	(2) 89.16	0.679	13:35:21.199	
9 -	27.014	113.3	51.952	103.8	30.025	110.1	1:48.991	88.91	0.980	13:37:10.190	
10 -	26.983	113.9	52.312	100.7	IN PIT		1:56.777	P 82.98	8.766	13:39:06.967	

P5 12		Edward RENDELL					Honda - Banks Racing				
IDEAL LAP TIME : 1:48.262		BEST LAP TIME : 1:48.450					DIFFERENCE : 0.188				
LAP	SECTOR 1	SECTOR 2		SECTOR 3		LAP TIME	MPH	DIFF	TIME OF DAY		

Weather / Track : Bright / Dry

Oulton Park International
Circuit Length = 2.6920 miles
Start: 13:20 Flag 13:40 End: 13:42

MCRCB BULLETIN TK032

2014 MCE British Superbike Championship - Round 7

2014 Motul British Motostar Championship

FREE PRACTICE 2 - SECTOR ANALYSIS

SECTOR 1 = FL to I1, SECTOR 2 = I1 to I2, SECTOR 3 = I2 to FL, DIFF = Difference To Personal Best Lap

1 -	OUTLAP	105.8	54.076	99.4	31.469	103.7					13:22:26.417
2 -	28.124	110.7	52.949	98.9	30.671	105.5	1:51.744	86.72	3.294		13:24:18.161
3 -	27.367	111.8	52.767	100.1	30.460	104.6	1:50.594	87.62	2.144		13:26:08.755
4 -	27.887	111.8	51.699	101.8	30.382	106.6	1:49.968	88.12	1.518		13:27:58.723
5 -	27.092	113.1	51.557	100.0	30.433	105.1	1:49.082	88.84	0.632		13:29:47.805
6 -	27.250	112.5	51.418	100.7	30.066	105.8	1:48.734 (3)	89.12	0.284		13:31:36.539
7 -	27.323	111.6	51.281	99.7	30.129	106.0	1:48.733 (2)	89.12	0.283		13:33:25.272
8 -	27.155	111.1	52.096	101.0	IN PIT		1:54.698 P	84.49	6.248		13:35:19.970
9 -	OUTLAP	110.3	52.211	99.4	30.220	104.5	2:55.330	55.27	1:06.880		13:38:15.300
10 -	27.280	111.1	51.261	100.7	29.909	105.5	1:48.450 (1)	89.36			13:40:03.750

P6		36 M3		Jayson URIBE		Honda - FPW Racing / RSR					
IDEAL LAP TIME : 1:48.507		BEST LAP TIME : 1:48.626		DIFFERENCE : 0.119							
LAP	SECTOR 1	SECTOR 2	SECTOR 3	LAP TIME	MPH	DIFF	TIME OF DAY				
1 -	OUTLAP	107.8	55.544	101.5	30.442	107.3				13:22:03.692	
2 -	28.219	112.9	52.836	100.3	30.694	108.5	1:51.749	86.72	3.123	13:23:55.441	
3 -	28.159	111.6	52.445	101.5	30.169	106.8	1:50.773	87.48	2.147	13:25:46.214	
4 -	27.540	112.4	51.681	100.7	30.129	106.3	1:49.350	88.62	0.724	13:27:35.564	
5 -	28.018	111.4	52.139	101.2	IN PIT		1:58.919 P	81.49	10.293	13:29:34.483	
6 -	OUTLAP	107.7	53.341	99.2	30.252	107.2	2:34.197	62.85	45.571	13:32:08.680	
7 -	28.026	111.2	52.054	98.5	30.216	107.5	1:50.296	87.86	1.670	13:33:58.976	
8 -	27.303	112.0	51.528	100.1	30.127	108.4	1:48.958 (2)	88.94	0.332	13:35:47.934	
9 -	28.018	110.3	51.514	101.9	29.837	107.7	1:49.369	88.61	0.743	13:37:37.303	
10 -	27.316	111.4	51.825	101.8	29.995	107.3	1:49.136 (3)	88.80	0.510	13:39:26.439	
11 -	27.156	112.4	51.530	101.5	29.940	106.1	1:48.626 (1)	89.21		13:41:15.065	

P7		86 M3		Charlie NESBITT		Repli-Cast - Repli-Cast UK					
IDEAL LAP TIME : 1:49.173		BEST LAP TIME : 1:49.370		DIFFERENCE : 0.197							
LAP	SECTOR 1	SECTOR 2	SECTOR 3	LAP TIME	MPH	DIFF	TIME OF DAY				
1 -	OUTLAP	112.2	54.793	103.0	30.859	108.0				13:22:03.237	
2 -	28.257	112.5	53.030	101.9	30.632	108.2	1:51.919	86.59	2.549	13:23:55.156	
3 -	28.030	113.3	53.012	102.9	30.391	105.8	1:51.433	86.96	2.063	13:25:46.589	
4 -	27.235	111.4	51.981	102.7	30.182	107.3	1:49.398 (2)	88.58	0.028	13:27:35.987	
5 -	27.208	113.7	52.277	101.8	30.556	105.8	1:50.041	88.06	0.671	13:29:26.028	
6 -	27.631	112.9	52.635	101.6	30.405	106.6	1:50.671	87.56	1.301	13:31:16.699	
7 -	27.645	113.9	52.505	101.3	30.458	107.8	1:50.608	87.61	1.238	13:33:07.307	
8 -	27.144	113.9	51.847	102.1	30.379	104.2	1:49.370 (1)	88.61		13:34:56.677	
9 -	27.584	113.1	52.292	102.2	30.837	107.0	1:50.713	87.53	1.343	13:36:47.390	
10 -	27.531	113.1	52.015	101.6	30.287	107.0	1:49.833 (3)	88.23	0.463	13:38:37.223	
11 -	27.551	112.4	52.076	101.3	30.492	107.2	1:50.119	88.00	0.749	13:40:27.342	

P8		69		Tom BOOTH-AMOS		Honda - RS Racing					
IDEAL LAP TIME : 1:49.799		BEST LAP TIME : 1:49.799		DIFFERENCE : 0.000							
LAP	SECTOR 1	SECTOR 2	SECTOR 3	LAP TIME	MPH	DIFF	TIME OF DAY				
1 -	OUTLAP	114.7	54.061	105.5	30.514	108.9				13:21:56.422	
2 -	28.011	115.9	53.316	104.6	30.466	109.6	1:51.793	86.68	1.994	13:23:48.215	
3 -	27.684	115.5	52.848	105.0	30.402	109.4	1:50.934 (3)	87.36	1.135	13:25:39.149	
4 -	27.754	115.1	53.038	104.6	IN PIT		1:59.085 P	81.38	9.286	13:27:38.234	
5 -	OUTLAP	114.1	54.709	103.7	30.651	109.4	3:09.826	51.05	1:20.027	13:30:48.060	
6 -	27.780	114.9	52.744	105.1	30.506	109.6	1:51.030	87.28	1.231	13:32:39.090	
7 -	27.940	115.7	52.802	104.3	30.540	108.2	1:51.282	87.08	1.483	13:34:30.372	
8 -	27.854	113.7	52.903	104.3	30.321	109.8	1:51.078	87.24	1.279	13:36:21.450	
9 -	27.696	114.9	52.417	104.3	30.266	108.9	1:50.379 (2)	87.80	0.580	13:38:11.829	
10 -	27.444	115.9	52.293	105.1	30.062	110.1	1:49.799 (1)	88.26		13:40:01.628	

P9		42 M3		James HOBSON		Honda - Two 4 Motorsport with RS Racing					
IDEAL LAP TIME : 1:50.441		BEST LAP TIME : 1:50.450		DIFFERENCE : 0.009							
LAP	SECTOR 1	SECTOR 2	SECTOR 3	LAP TIME	MPH	DIFF	TIME OF DAY				
1 -	OUTLAP	113.7	59.492	102.9	IN PIT					13:22:20.610	
2 -	OUTLAP	114.9	55.603	91.4	31.537	109.8	2:37.755	61.43	47.305	13:24:58.365	

Weather / Track : Bright / Dry

Oulton Park International
Circuit Length = 2.6920 miles
Start: 13:20 Flag 13:40 End: 13:42

MCRCB BULLETIN TK032

2014 MCE British Superbike Championship - Round 7

2014 Motul British Motostar Championship

FREE PRACTICE 2 - SECTOR ANALYSIS

SECTOR 1 = FL to I1, SECTOR 2 = I1 to I2, SECTOR 3 = I2 to FL, DIFF = Difference To Personal Best Lap

3 -	27.900	116.5	53.435	104.5	31.255	110.5	1:52.590	86.07	2.140	13:26:50.955
4 -	27.700	115.7	53.186	104.8	30.713	110.7	1:51.599 (3)	86.84	1.149	13:28:42.554
5 -	27.703	115.7	53.289	105.0	IN PIT		1:57.202 P	82.68	6.752	13:30:39.756
6 -	OUTLAP	116.1	54.934	106.1	31.489	111.8	3:11.100	50.71	1:20.650	13:33:50.856
7 -	27.522	115.9	52.872	106.1	30.435	112.2	1:50.829 (2)	87.44	0.379	13:35:41.685
8 -	27.400	117.5	53.892	106.1	31.270	112.7	1:52.562	86.09	2.112	13:37:34.247
9 -	27.645	116.7	53.402	98.6	30.771	111.6	1:51.818	86.67	1.368	13:39:26.065
10 -	27.294	116.7	52.881	106.8	30.275	112.5	1:50.450 (1)	87.74		13:41:16.515

P10 25 M3 Mike BROUWERS		Honda - Joma / Brouwers Racing Team									
IDEAL LAP TIME : 1:50.362		BEST LAP TIME : 1:50.553			DIFFERENCE : 0.191						
LAP	SECTOR 1	SECTOR 2	SECTOR 3	LAP TIME	MPH	DIFF	TIME OF DAY				
1 -	OUTLAP	110.5	1:06.185	89.8	31.712	104.3					13:22:12.444
2 -	27.813	112.9	54.701	99.2	31.207	104.2	1:53.721	85.21	3.168		13:24:06.165
3 -	27.627	111.2	57.321	100.4	31.105	105.5	1:56.053	83.50	5.500		13:26:02.218
4 -	28.487	110.1	53.300	100.6	31.355	103.4	1:53.142	85.65	2.589		13:27:55.360
5 -	27.808	110.0	53.146	99.2	30.940	104.2	1:51.894	86.61	1.341		13:29:47.254
6 -	27.796	110.7	53.162	99.1	30.549	105.1	1:51.507 (3)	86.91	0.954		13:31:38.761
7 -	27.561	110.7	53.151	96.8	30.874	104.3	1:51.586	86.85	1.033		13:33:30.347
8 -	27.703	109.4	52.972	99.5	30.599	105.3	1:51.274 (2)	87.09	0.721		13:35:21.621
9 -	27.627	110.5	52.467	100.1	30.459	105.1	1:50.553 (1)	87.66			13:37:12.174
10 -	27.436	111.2	52.876	98.5	IN PIT		1:58.195 P	81.99	7.642		13:39:10.369
11 -	OUTLAP	107.3	54.415	96.9	31.108	103.5	2:30.901	64.22	40.348		13:41:41.270

P11 72 Alex PERSSON		Honda - PWR / Nordgren Racing									
IDEAL LAP TIME : 1:50.655		BEST LAP TIME : 1:50.655			DIFFERENCE : 0.000						
LAP	SECTOR 1	SECTOR 2	SECTOR 3	LAP TIME	MPH	DIFF	TIME OF DAY				
1 -	OUTLAP	112.7	56.524	102.7	31.050	108.4					13:22:02.191
2 -	28.390	113.5	53.347	103.7	31.372	107.7	1:53.109	85.68	2.454		13:23:55.300
3 -	28.930	113.1	53.495	101.3	31.106	107.5	1:53.531	85.36	2.876		13:25:48.831
4 -	27.723	112.9	52.813	101.9	30.672	107.2	1:51.208	87.14	0.553		13:27:40.039
5 -	27.543	111.4	52.633	101.6	30.479	107.7	1:50.655 (1)	87.58			13:29:30.694
6 -	27.641	113.1	52.735	101.5	30.770	105.8	1:51.146 (3)	87.19	0.491		13:31:21.840
7 -	27.629	113.3	53.114	102.4	30.821	107.8	1:51.564	86.86	0.909		13:33:13.404
8 -	27.654	111.2	52.832	101.5	30.754	107.8	1:51.240	87.12	0.585		13:35:04.644
9 -	27.593	111.6	52.806	101.6	30.560	108.7	1:50.959 (2)	87.34	0.304		13:36:55.603
10 -	27.836	111.8	52.715	100.4	30.859	106.5	1:51.410	86.98	0.755		13:38:47.013
11 -	27.814	110.7	52.905	101.2	30.702	106.8	1:51.421	86.97	0.766		13:40:38.434

P12 65 Josh OWENS		Honda - RCD Motorsport									
IDEAL LAP TIME : 1:50.674		BEST LAP TIME : 1:50.698			DIFFERENCE : 0.024						
LAP	SECTOR 1	SECTOR 2	SECTOR 3	LAP TIME	MPH	DIFF	TIME OF DAY				
1 -	OUTLAP	111.1	56.896	102.1	31.132	106.6					13:22:07.514
2 -	28.244	112.7	53.764	101.5	30.873	106.8	1:52.881	85.85	2.183		13:24:00.395
3 -	27.965	112.5	53.251	102.4	30.514	108.7	1:51.730	86.73	1.032		13:25:52.125
4 -	28.006	112.7	54.029	103.5	30.866	106.6	1:52.901	85.83	2.203		13:27:45.026
5 -	27.940	111.4	53.302	102.2	30.572	108.0	1:51.814	86.67	1.116		13:29:36.840
6 -	27.679	112.5	53.809	101.9	30.782	107.0	1:52.270	86.32	1.572		13:31:29.110
7 -	27.584	112.2	52.641	101.5	30.473	107.3	1:50.698 (1)	87.54			13:33:19.808
8 -	27.593	111.8	53.140	101.0	30.741	106.3	1:51.474	86.93	0.776		13:35:11.282
9 -	27.580	110.5	52.665	101.2	30.563	106.6	1:50.808 (2)	87.46	0.110		13:37:02.090
10 -	27.779	110.3	52.878	100.6	30.490	105.6	1:51.147	87.19	0.449		13:38:53.237
11 -	27.605	112.2	52.847	101.2	30.453	106.3	1:50.905 (3)	87.38	0.207		13:40:44.142

P13 142 M3 Brian SLOOTEN		Honda - Bakker Frames Holland									
IDEAL LAP TIME : 1:51.264		BEST LAP TIME : 1:51.416			DIFFERENCE : 0.152						
LAP	SECTOR 1	SECTOR 2	SECTOR 3	LAP TIME	MPH	DIFF	TIME OF DAY				
1 -	OUTLAP	109.2	59.738	99.1	31.848	105.8					13:22:11.536
2 -	28.551	112.7	55.785	101.6	31.544	107.3	1:55.880	83.63	4.464		13:24:07.416
3 -	28.688	110.5	55.897	101.2	31.705	106.8	1:56.290	83.33	4.874		13:26:03.706

Weather / Track : Bright / Dry

Oulton Park International
Circuit Length = 2.6920 miles
Start: 13:20 Flag 13:40 End: 13:42

MCRCB BULLETIN TK032

2014 MCE British Superbike Championship - Round 7

2014 Motul British Motostar Championship

FREE PRACTICE 2 - SECTOR ANALYSIS

SECTOR 1 = FL to I1, SECTOR 2 = I1 to I2, SECTOR 3 = I2 to FL, DIFF = Difference To Personal Best Lap

4 -	28.606	113.3	53.810	103.4	31.611	107.3	1:54.027	84.99	2.611	13:27:57.733
5 -	27.732	113.5	53.711	101.2	31.517	105.0	1:52.960	85.79	1.544	13:29:50.693
6 -	27.851	112.2	52.720	102.9	30.845	107.7	1:51.416 (1)	86.98		13:31:42.109
7 -	27.887	110.9	53.697	102.6	30.874	107.3	1:52.458	86.17	1.042	13:33:34.567
8 -	27.699	111.2	52.938	101.8	30.969	107.2	1:51.606 (2)	86.83	0.190	13:35:26.173
9 -	28.177	111.8	52.897	101.8	31.441	104.6	1:52.515	86.13	1.099	13:37:18.688
10 -	27.865	111.4	52.875	101.8	30.917	106.5	1:51.657 (3)	86.79	0.241	13:39:10.345
11 -	27.884	111.8	53.070	102.9	31.000	107.2	1:51.954	86.56	0.538	13:41:02.299

P14 84 Daniel HERMANSSON		TSR Luyten - FPW Racing									
IDEAL LAP TIME : 1:51.860		BEST LAP TIME : 1:51.860			DIFFERENCE : 0.000						
LAP	SECTOR 1	SECTOR 2	SECTOR 3	LAP TIME	MPH	DIFF	TIME OF DAY				
1 -	OUTLAP	112.4	57.161	102.4	31.635	104.6					13:22:03.029
2 -	29.255	111.4	1:01.744	98.1	32.753	103.8	2:03.752	78.31	11.892		13:24:06.781
3 -	29.227	111.4	54.662	101.5	31.450	104.3	1:55.339	84.02	3.479		13:26:02.120
4 -	28.935	110.1	54.865	102.1	31.351	106.5	1:55.151	84.16	3.291		13:27:57.271
5 -	27.900	112.0	54.229	102.1	31.529	105.0	1:53.658	85.26	1.798		13:29:50.929
6 -	28.018	112.0	53.735	101.8	30.717	107.7	1:52.470 (2)	86.16	0.610		13:31:43.399
7 -	27.949	112.0	54.367	101.0	30.888	106.8	1:53.204	85.60	1.344		13:33:36.603
8 -	28.038	110.1	54.146	101.5	30.981	107.3	1:53.165	85.63	1.305		13:35:29.768
9 -	27.761	111.6	54.007	101.2	30.704	108.0	1:52.472 (3)	86.16	0.612		13:37:22.240
10 -	27.721	111.1	53.476	101.3	30.663	107.5	1:51.860 (1)	86.63			13:39:14.100
11 -	28.104	111.2	56.117	98.9	31.173	106.8	1:55.394	83.98	3.534		13:41:09.494

P15 79 M3 Chris TAYLOR		Honda - Elevator Saddles & Bridles									
IDEAL LAP TIME : 1:51.502		BEST LAP TIME : 1:51.865			DIFFERENCE : 0.363						
LAP	SECTOR 1	SECTOR 2	SECTOR 3	LAP TIME	MPH	DIFF	TIME OF DAY				
1 -	OUTLAP	112.2	56.379	102.2	31.707	107.2					13:22:02.102
2 -	29.326	112.7	55.190	102.9	31.160	108.2	1:55.676	83.77	3.811		13:23:57.778
3 -	28.296	114.7	53.815	103.4	30.970	108.5	1:53.081	85.70	1.216		13:25:50.859
4 -	27.809	115.3	53.498	104.0	30.727	107.3	1:52.034 (3)	86.50	0.169		13:27:42.893
5 -	27.698	114.7	53.785	102.6	30.927	107.2	1:52.410	86.21	0.545		13:29:35.303
6 -	28.356	112.9	54.552	102.2	30.991	109.6	1:53.899	85.08	2.034		13:31:29.202
7 -	27.499	115.5	53.665	102.9	30.701	108.2	1:51.865 (1)	86.63			13:33:21.067
8 -	27.819	112.9	54.191	100.9	IN PIT		2:02.093 P	79.37	10.228		13:35:23.160
9 -	OUTLAP	112.0	54.007	102.7	30.675	107.3	3:02.921	52.98	1:11.056		13:38:26.081
10 -	27.514	114.1	53.328	103.0	31.075	108.0	1:51.917 (2)	86.59	0.052		13:40:17.998

P16 47 Jake ARCHER		Honda - Jake Archer Racing									
IDEAL LAP TIME : 1:52.190		BEST LAP TIME : 1:52.298			DIFFERENCE : 0.108						
LAP	SECTOR 1	SECTOR 2	SECTOR 3	LAP TIME	MPH	DIFF	TIME OF DAY				
1 -	OUTLAP	107.5	58.042	100.0	32.308	104.2					13:22:10.144
2 -	28.604	111.8	55.433	100.0	31.926	103.4	1:55.963	83.57	3.665		13:24:06.107
3 -	27.945	113.7	55.522	99.8	31.714	104.8	1:55.181	84.13	2.883		13:26:01.288
4 -	28.143	111.2	54.453	100.0	31.254	104.2	1:53.850	85.12	1.552		13:27:55.138
5 -	28.112	111.1	54.136	99.4	30.992	106.1	1:53.240	85.58	0.942		13:29:48.378
6 -	27.950	111.4	54.030	100.4	30.909	105.8	1:52.889	85.84	0.591		13:31:41.267
7 -	28.472	109.2	54.257	100.9	31.012	106.1	1:53.741	85.20	1.443		13:33:35.008
8 -	27.858	111.4	53.691	100.3	30.749	105.5	1:52.298 (1)	86.29			13:35:27.306
9 -	27.781	112.2	53.991	98.8	31.005	105.3	1:52.777	85.93	0.479		13:37:20.083
10 -	28.257	110.0	53.660	100.0	30.757	104.6	1:52.674 (3)	86.01	0.376		13:39:12.757
11 -	27.805	112.0	53.706	100.1	31.091	105.0	1:52.602 (2)	86.06	0.304		13:41:05.359

P17 62 M3 Vasco van der VALK		Honda - Vazco62.nl / Banks Racing									
IDEAL LAP TIME : 1:52.462		BEST LAP TIME : 1:52.524			DIFFERENCE : 0.062						
LAP	SECTOR 1	SECTOR 2	SECTOR 3	LAP TIME	MPH	DIFF	TIME OF DAY				
1 -	OUTLAP	100.6	58.297	98.5	32.898	104.2					13:22:10.412
2 -	28.996	111.8	55.827	99.5	31.812	104.8	1:56.635	83.09	4.111		13:24:07.047
3 -	28.564	111.1	55.841	101.5	31.971	105.5	1:56.376	83.27	3.852		13:26:03.423
4 -	28.679	112.7	55.310	96.6	31.669	107.2	1:55.658	83.79	3.134		13:27:59.081

Weather / Track : Bright / Dry

Oulton Park International
Circuit Length = 2.6920 miles
Start: 13:20 Flag 13:40 End: 13:42

MCRCB BULLETIN TK032

2014 MCE British Superbike Championship - Round 7

2014 Motul British Motostar Championship

FREE PRACTICE 2 - SECTOR ANALYSIS

SECTOR 1 = FL to I1, SECTOR 2 = I1 to I2, SECTOR 3 = I2 to FL, DIFF = Difference To Personal Best Lap

5 -	28.186	113.7	54.888	95.0	32.089	106.5	1:55.163	84.15	2.639	13:29:54.244
6 -	28.186	112.0	54.582	100.6	32.002	104.8	1:54.770 (3)	84.44	2.246	13:31:49.014
7 -	28.463	111.1	54.492	100.6	31.998	105.0	1:54.953	84.30	2.429	13:33:43.967
8 -	28.773	110.0	54.601	100.9	31.718	105.3	1:55.092	84.20	2.568	13:35:39.059
9 -	28.458	111.1	54.856	100.4	31.939	104.6	1:55.253	84.08	2.729	13:37:34.312
10 -	27.995	112.9	53.546	102.2	30.983	106.8	1:52.524 (1)	86.12		13:39:26.836
11 -	27.933	112.2	53.827	102.2	31.484	104.8	1:53.244 (2)	85.57	0.720	13:41:20.080

P18 13 M3 Sam BURMAN			Honda - WNT / Burman Racing							
IDEAL LAP TIME : 1:52.555			BEST LAP TIME : 1:52.644			DIFFERENCE : 0.089				
LAP	SECTOR 1	SECTOR 2	SECTOR 3	LAP TIME	MPH	DIFF	TIME OF DAY			
1 -	OUTLAP	110.1	55.450	102.2	31.549	106.8				13:21:58.799
2 -	28.991	112.2	55.045	100.9	31.457	106.5	1:55.493	83.91	2.849	13:23:54.292
3 -	29.865	114.3	54.051	103.5	31.317	108.0	1:55.233	84.10	2.589	13:25:49.525
4 -	28.284	113.5	53.875	103.5	31.439	107.0	1:53.598	85.31	0.954	13:27:43.123
5 -	28.239	114.5	54.294	102.1	31.607	109.4	1:54.140	84.90	1.496	13:29:37.263
6 -	28.044	115.3	54.192	103.4	30.984	110.3	1:53.220 (3)	85.59	0.576	13:31:30.483
7 -	27.933	115.5	53.651	102.1	31.060	110.5	1:52.644 (1)	86.03		13:33:23.127
8 -	27.920	114.3	53.851	103.0	31.185	108.5	1:52.956 (2)	85.79	0.312	13:35:16.083
9 -	28.926	110.0	54.882	100.9	31.205	109.4	1:55.013	84.26	2.369	13:37:11.096
10 -	28.233	112.9	53.863	102.9	31.163	107.0	1:53.259	85.56	0.615	13:39:04.355
11 -	28.324	112.4	54.211	102.6	31.182	108.2	1:53.717	85.22	1.073	13:40:58.072

P19 64 Asher DURHAM			Honda - SP125Racing.com							
IDEAL LAP TIME : 1:52.415			BEST LAP TIME : 1:52.740			DIFFERENCE : 0.325				
LAP	SECTOR 1	SECTOR 2	SECTOR 3	LAP TIME	MPH	DIFF	TIME OF DAY			
1 -	OUTLAP	109.6	55.670	101.3	31.108	105.5				13:22:00.417
2 -	28.463	110.9	54.890	99.7	31.289	103.8	1:54.642	84.53	1.902	13:23:55.059
3 -	28.873	112.2	53.703	101.3	31.137	105.6	1:53.713	85.22	0.973	13:25:48.772
4 -	28.106	112.2	54.153	100.7	31.236	105.5	1:53.495	85.38	0.755	13:27:42.267
5 -	28.162	111.2	54.906	101.0	31.117	105.6	1:54.185	84.87	1.445	13:29:36.452
6 -	28.452	111.8	53.982	101.0	30.951	107.2	1:53.385	85.47	0.645	13:31:29.837
7 -	28.141	111.8	53.851	101.2	30.912	106.5	1:52.904 (2)	85.83	0.164	13:33:22.741
8 -	27.800	111.1	53.921	101.0	31.199	106.8	1:52.920 (3)	85.82	0.180	13:35:15.661
9 -	29.520	101.6	55.554	102.1	31.572	105.0	1:56.646	83.08	3.906	13:37:12.307
10 -	27.932	111.8	53.797	100.3	31.011	104.2	1:52.740 (1)	85.96		13:39:05.047
11 -	28.076	111.2	54.177	100.0	31.192	105.6	1:53.445	85.42	0.705	13:40:58.492

P20 16 M3 Thomas DE VRIES			Honda - DAT Racing							
IDEAL LAP TIME : 1:52.433			BEST LAP TIME : 1:52.804			DIFFERENCE : 0.371				
LAP	SECTOR 1	SECTOR 2	SECTOR 3	LAP TIME	MPH	DIFF	TIME OF DAY			
1 -	OUTLAP	105.8	59.007	99.2	32.191	105.0				13:22:10.654
2 -	29.169	111.4	55.663	99.5	31.684	105.5	1:56.516	83.17	3.712	13:24:07.170
3 -	28.869	111.8	55.781	101.5	32.003	105.6	1:56.653	83.07	3.849	13:26:03.823
4 -	28.554	112.9	55.889	102.9	31.385	107.7	1:55.828	83.66	3.024	13:27:59.651
5 -	28.226	113.5	54.375	99.2	32.173	107.8	1:54.774	84.43	1.970	13:29:54.425
6 -	28.766	111.1	54.065	100.9	31.826	105.8	1:54.657 (3)	84.52	1.853	13:31:49.082
7 -	28.607	111.8	54.424	101.5	31.944	107.2	1:54.975	84.29	2.171	13:33:44.057
8 -	29.056	110.1	54.749	100.4	31.620	106.0	1:55.425	83.96	2.621	13:35:39.482
9 -	28.575	111.6	54.566	100.9	32.035	106.3	1:55.176	84.14	2.372	13:37:34.658
10 -	28.413	112.9	53.747	102.4	30.770	107.5	1:52.930 (2)	85.81	0.126	13:39:27.588
11 -	28.434	109.6	53.437	102.1	30.933	107.8	1:52.804 (1)	85.91		13:41:20.392

P21 74 M3 Joe THOMPSON			Repli-Cast - Repli-Cast UK							
IDEAL LAP TIME : 1:52.972			BEST LAP TIME : 1:53.136			DIFFERENCE : 0.164				
LAP	SECTOR 1	SECTOR 2	SECTOR 3	LAP TIME	MPH	DIFF	TIME OF DAY			
1 -	OUTLAP	102.7	57.262	101.8	31.875	106.3				13:22:02.931
2 -	29.234	110.7	54.771	101.5	31.216	107.0	1:55.221	84.11	2.085	13:23:58.152
3 -	28.305	114.1	54.407	101.6	30.959	106.6	1:53.671 (2)	85.25	0.535	13:25:51.823
4 -	28.232	112.4	54.067	101.8	31.733	106.6	1:54.032	84.98	0.896	13:27:45.855

Weather / Track : Bright / Dry

Oulton Park International
Circuit Length = 2.6920 miles
Start: 13:20 Flag 13:40 End: 13:42

MCRCB BULLETIN TK032

2014 MCE British Superbike Championship - Round 7

2014 Motul British Motostar Championship

FREE PRACTICE 2 - SECTOR ANALYSIS

SECTOR 1 = FL to I1, SECTOR 2 = I1 to I2, SECTOR 3 = I2 to FL, DIFF = Difference To Personal Best Lap

5 -	28.201	112.5	54.258	101.2	31.257	106.3	1:53.716	85.22	0.580	13:29:39.571
6 -	28.267	111.6	54.389	101.0	31.036	106.3	1:53.692 (3)	85.24	0.556	13:31:33.263
7 -	29.470	107.2	55.850	100.1	32.084	107.0	1:57.404	82.54	4.268	13:33:30.667
8 -	28.342	110.3	54.327	101.2	32.093	106.0	1:54.762	84.44	1.626	13:35:25.429
9 -	29.141	111.6	54.002	101.2	31.276	106.5	1:54.419	84.70	1.283	13:37:19.848
10 -	28.443	110.7	54.364	101.6	31.019	106.3	1:53.826	85.14	0.690	13:39:13.674
11 -	28.271	112.2	54.096	101.9	30.769	107.5	1:53.136 (1)	85.66		13:41:06.810

P22	71	Zak CORDEROY					Honda - Zak Corderoy Racing				
IDEAL LAP TIME : 1:53.235		BEST LAP TIME : 1:53.422			DIFFERENCE : 0.187						
LAP	SECTOR 1	SECTOR 2	SECTOR 3	LAP TIME	MPH	DIFF	TIME OF DAY				
1 -	OUTLAP	90.9	59.541	96.5	32.233	100.1				13:22:13.100	
2 -	29.212	107.2	54.137	98.8	31.457	102.6	1:54.806	84.41	1.384	13:24:07.906	
3 -	28.352	111.2	55.905	101.0	32.403	100.9	1:56.660	83.07	3.238	13:26:04.566	
4 -	28.369	110.0	54.945	99.1	31.586	103.7	1:54.900	84.34	1.478	13:27:59.466	
5 -	28.101	109.8	54.456	98.2	31.833	101.5	1:54.390	84.72	0.968	13:29:53.856	
6 -	28.250	108.0	53.749	96.6	31.629	102.1	1:53.628 (2)	85.28	0.206	13:31:47.484	
7 -	28.244	107.5	53.793	97.2	31.385	102.1	1:53.422 (1)	85.44		13:33:40.906	
8 -	28.395	106.1	54.132	98.2	31.559	100.4	1:54.086 (3)	84.94	0.664	13:35:34.992	
9 -	30.558	99.7	59.471	91.9	IN PIT		2:11.093 P	73.92	17.671	13:37:46.085	
10 -	OUTLAP	104.8	56.414	95.0	32.679	97.8	3:02.297	53.16	1:08.875	13:40:48.382	

P23	90	Greg GREENWOOD					Luyten Honda - FPW Racing				
IDEAL LAP TIME : 1:55.317		BEST LAP TIME : 1:55.350			DIFFERENCE : 0.033						
LAP	SECTOR 1	SECTOR 2	SECTOR 3	LAP TIME	MPH	DIFF	TIME OF DAY				
1 -	OUTLAP	108.5	57.947	99.8	31.658	104.3				13:22:05.215	
2 -	28.567	112.0	57.952	98.3	IN PIT		2:04.222 P	78.01	8.872	13:24:09.437	
3 -	OUTLAP	108.5	56.045	98.6	31.998	105.0	2:28.885	65.09	33.535	13:26:38.322	
4 -	29.038	108.2	55.762	98.8	31.796	105.1	1:56.596 (3)	83.11	1.246	13:28:34.918	
5 -	28.855	110.3	55.845	98.9	31.685	105.6	1:56.385 (2)	83.26	1.035	13:30:31.303	
6 -	28.798	110.7	56.484	99.4	31.666	105.5	1:56.948	82.86	1.598	13:32:28.251	
7 -	28.700	109.1	58.615	98.1	31.763	106.3	1:59.078	81.38	3.728	13:34:27.329	
8 -	28.742	110.0	58.384	98.1	31.531	106.6	1:58.657	81.67	3.307	13:36:25.986	
9 -	28.401	110.9	55.665	99.2	31.284	105.8	1:55.350 (1)	84.01		13:38:21.336	
10 -	28.368	113.1	57.129	100.1	32.062	105.6	1:57.559	82.43	2.209	13:40:18.895	

P24	4	Louis VALLELEY					KTM - Century 21 / Cresswell Racing				
IDEAL LAP TIME : 1:55.422		BEST LAP TIME : 1:56.206			DIFFERENCE : 0.784						
LAP	SECTOR 1	SECTOR 2	SECTOR 3	LAP TIME	MPH	DIFF	TIME OF DAY				
1 -	OUTLAP	107.0	56.641	98.2	32.014	102.9				13:22:07.629	
2 -	28.670	110.3	55.556	100.0	32.125	101.9	1:56.351 (2)	83.29	0.145	13:24:03.980	
3 -	29.299	105.0	56.199	98.6	32.561	102.6	1:58.059	82.08	1.853	13:26:02.039	
4 -	28.601	103.8	55.204	98.9	32.401	104.0	1:56.206 (1)	83.39		13:27:58.245	
5 -	28.616	110.1	55.013	99.7	33.594	102.1	1:57.223	82.67	1.017	13:29:55.468	
6 -	30.796	88.0	56.489	97.8	31.808	103.8	1:59.093	81.37	2.887	13:31:54.561	
7 -	28.905	108.5	55.553	98.1	31.943	103.4	1:56.401 (3)	83.25	0.195	13:33:50.962	
8 -	29.245	102.6	56.936	97.9	IN PIT		2:04.239 P	78.00	8.033	13:35:55.201	

P25	44	Jake BAYFORD					Honda - Intek Adhesives by SGR Racing				
IDEAL LAP TIME : 1:56.218		BEST LAP TIME : 1:56.496			DIFFERENCE : 0.278						
LAP	SECTOR 1	SECTOR 2	SECTOR 3	LAP TIME	MPH	DIFF	TIME OF DAY				
1 -	OUTLAP	105.8	59.249	97.2	33.308	101.8				13:22:13.668	
2 -	29.765	106.3	56.703	96.6	32.853	101.0	1:59.321	81.22	2.825	13:24:12.989	
3 -	29.309	107.7	56.630	97.3	IN PIT		2:06.599 P	76.55	10.103	13:26:19.588	
4 -	OUTLAP	93.3	58.766	95.8	32.718	100.1	2:48.729	57.43	52.233	13:29:08.317	
5 -	29.884	106.3	1:07.869	88.4	33.257	101.5	2:11.010	73.97	14.514	13:31:19.327	
6 -	29.472	106.6	56.039	96.9	32.417	101.9	1:57.928	82.17	1.432	13:33:17.255	
7 -	29.400	105.8	56.239	96.9	32.482	101.8	1:58.121	82.04	1.625	13:35:15.376	
8 -	28.927	106.3	56.193	98.3	32.037	102.9	1:57.157 (3)	82.72	0.661	13:37:12.533	
9 -	28.737	107.7	55.855	96.5	32.210	100.7	1:56.802 (2)	82.97	0.306	13:39:09.335	

Weather / Track : Bright / Dry

Oulton Park International
 Circuit Length = 2.6920 miles
 Start: 13:20 Flag 13:40 End: 13:42

MCRCB BULLETIN TK032

2014 MCE British Superbike Championship - Round 7

2014 Motul British Motostar Championship

FREE PRACTICE 2 - SECTOR ANALYSIS

SECTOR 1 = FL to I1, SECTOR 2 = I1 to I2, SECTOR 3 = I2 to FL, DIFF = Difference To Personal Best Lap

10 - 29.015 106.1 **55.681** 97.3 **31.800** **104.0** **1:56.496 (1)** **83.19** **13:41:05.831**

P26 54		Bryn OWEN		Honda - Bryn Taff Racing			
IDEAL LAP TIME : 1:57.160		BEST LAP TIME : 1:57.425		DIFFERENCE : 0.265			
LAP	SECTOR 1	SECTOR 2	SECTOR 3	LAP TIME	MPH	DIFF	TIME OF DAY
1 -	OUTLAP	96.8	1:00.090	96.1	33.803	100.4	13:22:15.395
2 -	30.007	105.8	56.606	94.1	32.753	98.9	1:59.366 81.18 1.941 13:24:14.761
3 -	29.174	106.0	56.499	94.7	32.747	99.7	1:58.420 81.83 0.995 13:26:13.181
4 -	29.252	105.1	55.984	94.6	32.556	99.4	1:57.792 (3) 82.27 0.367 13:28:10.973
5 -	29.328	105.0	55.996	94.5	32.559	98.9	1:57.883 82.21 0.458 13:30:08.856
6 -	29.462	103.8	56.342	94.6	32.638	99.1	1:58.442 81.82 1.017 13:32:07.298
7 -	29.579	104.2	56.292	95.0	32.590	99.1	1:58.461 81.81 1.036 13:34:05.759
8 -	29.519	104.3	56.268	94.6	32.485	99.4	1:58.272 81.94 0.847 13:36:04.031
9 -	29.207	104.6	55.637	94.1	32.788	98.5	1:57.632 (2) 82.38 0.207 13:38:01.663
10 -	29.372	105.0	56.228	93.7	32.446	98.9	1:58.046 82.09 0.621 13:39:59.709
11 -	29.287	102.6	55.789	94.3	32.349	98.8	1:57.425 (1) 82.53 13:41:57.134

P27 7		Jamie ASHBY		Honda - JPA Racing / SP125			
IDEAL LAP TIME : 1:58.215		BEST LAP TIME : 1:58.478		DIFFERENCE : 0.263			
LAP	SECTOR 1	SECTOR 2	SECTOR 3	LAP TIME	MPH	DIFF	TIME OF DAY
1 -	OUTLAP	105.8	1:02.142	98.9	33.571	104.0	13:22:14.744
2 -	30.682	108.5	59.204	98.6	33.297	103.2	2:03.183 78.67 4.705 13:24:17.927
3 -	30.485	108.7	58.454	99.2	33.004	103.2	2:01.943 79.47 3.465 13:26:19.870
4 -	29.960	108.0	57.946	99.2	33.207	101.8	2:01.113 80.01 2.635 13:28:20.983
5 -	30.093	107.8	57.662	98.3	33.031	103.5	2:00.786 80.23 2.308 13:30:21.769
6 -	29.953	108.2	57.485	99.2	33.134	101.9	2:00.572 80.37 2.094 13:32:22.341
7 -	29.785	107.7	57.225	98.3	32.962	103.0	1:59.972 80.77 1.494 13:34:22.313
8 -	29.744	107.5	56.731	97.3	32.524	103.0	1:58.999 (3) 81.44 0.521 13:36:21.312
9 -	29.480	108.0	56.782	97.5	32.216	103.0	1:58.478 (1) 81.79 13:38:19.790
10 -	29.538	108.0	56.519	98.5	32.511	103.5	1:58.568 (2) 81.73 0.090 13:40:18.358

P28 82		Jon VINCENT		Honda - Molly / JVR Racing			
IDEAL LAP TIME : 2:02.673		BEST LAP TIME :		DIFFERENCE :			
LAP	SECTOR 1	SECTOR 2	SECTOR 3	LAP TIME	MPH	DIFF	TIME OF DAY
1 -	OUTLAP	105.0	1:00.025	96.5	32.543	101.6	13:22:15.638

P29 35		Elliot LODGE		Honda - SP125 / Spike Racing			
IDEAL LAP TIME : 2:15.239		BEST LAP TIME :		DIFFERENCE :			
LAP	SECTOR 1	SECTOR 2	SECTOR 3	LAP TIME	MPH	DIFF	TIME OF DAY
1 -	OUTLAP	90.4	1:04.392	81.5	36.718	89.4	13:22:26.304

MCRCB BULLETIN TK033**2014 MCE British Superbike Championship - Round 7****2014 Motul British Motostar Championship****FREE PRACTICE 2 - BEST SPEEDS**

SECTOR 1				SECTOR 2			FINISH LINE		
POS	NO	NAME	MPH	NO	NAME	MPH	NO	NAME	MPH
1	66	Joe IRVING	118.1	66	Joe IRVING	107.7	42	James HOBSON	112.7
2	34	Jordan WEAVING	117.7	28	Bradley RAY	107.0	66	Joe IRVING	112.7
3	28	Bradley RAY	117.5	42	James HOBSON	106.8	34	Jordan WEAVING	111.1
4	42	James HOBSON	117.5	34	Jordan WEAVING	105.5	6	Taz TAYLOR	110.7
5	69	Tom BOOTH-AMOS	115.9	69	Tom BOOTH-AMOS	105.5	13	Sam BURMAN	110.5
6	13	Sam BURMAN	115.5	6	Taz TAYLOR	105.1	69	Tom BOOTH-AMOS	110.1
7	79	Chris TAYLOR	115.5	79	Chris TAYLOR	104.0	28	Bradley RAY	110.0
8	6	Taz TAYLOR	115.1	72	Alex PERSSON	103.7	79	Chris TAYLOR	109.6
9	74	Joe THOMPSON	114.1	13	Sam BURMAN	103.5	65	Josh OWENS	108.7
10	86	Charlie NESBITT	113.9	65	Josh OWENS	103.5	72	Alex PERSSON	108.7
11	47	Jake ARCHER	113.7	142	Brian SLOOTEN	103.4	36	Jayson URIBE	108.5
12	62	Vasco van der VALK	113.7	86	Charlie NESBITT	103.0	86	Charlie NESBITT	108.2
13	16	Thomas DE VRIES	113.5	16	Thomas DE VRIES	102.9	84	Daniel HERMANSSON	108.0
14	72	Alex PERSSON	113.5	84	Daniel HERMANSSON	102.4	16	Thomas DE VRIES	107.8
15	142	Brian SLOOTEN	113.5	62	Vasco van der VALK	102.2	142	Brian SLOOTEN	107.7
16	12	Edward RENDELL	113.1	64	Asher DURHAM	102.1	74	Joe THOMPSON	107.5
17	90	Greg GREENWOOD	113.1	36	Jayson URIBE	101.9	62	Vasco van der VALK	107.2
18	25	Mike BROUWERS	112.9	74	Joe THOMPSON	101.9	64	Asher DURHAM	107.2
19	36	Jayson URIBE	112.9	12	Edward RENDELL	101.8	12	Edward RENDELL	106.6
20	65	Josh OWENS	112.7	71	Zak CORDEROY	101.0	90	Greg GREENWOOD	106.6
21	84	Daniel HERMANSSON	112.4	47	Jake ARCHER	100.9	47	Jake ARCHER	106.1
22	64	Asher DURHAM	112.2	25	Mike BROUWERS	100.6	25	Mike BROUWERS	105.5
23	71	Zak CORDEROY	111.2	90	Greg GREENWOOD	100.1	4	Louis VALLELEY	104.0
24	4	Louis VALLELEY	110.3	4	Louis VALLELEY	100.0	7	Jamie ASHBY	104.0
25	7	Jamie ASHBY	108.7	7	Jamie ASHBY	99.2	44	Jake BAYFORD	104.0
26	44	Jake BAYFORD	107.7	44	Jake BAYFORD	98.3	71	Zak CORDEROY	103.7
27	54	Bryn OWEN	106.0	82	Jon VINCENT	96.5	82	Jon VINCENT	101.6
28	82	Jon VINCENT	105.5	54	Bryn OWEN	96.1	54	Bryn OWEN	100.4
29	35	Elliot LODGE	95.7	35	Elliot LODGE	81.5	35	Elliot LODGE	89.4

Weather / Track : Bright / Dry

Results can be found at www.tsl-timing.comOulton Park International
Circuit Length = 2.6920 miles
Start: 13:20 Flag 13:40 End: 13:42

Printed - 13:45 Friday, 08 August 2014

MCRCB BULLETIN TK034

2014 MCE British Superbike Championship - Round 7

2014 Motul British Motostar Championship

FREE PRACTICE 2 - BEST SECTORS

SECTOR 1			SECTOR 2			SECTOR 3			IDEAL / BEST COMPARISON						
POS	NO	NAME	TIME	NO	NAME	TIME	NO	NAME	TIME	POS	NO	NAME	IDEAL	BEST	DIFF
1	28	RAY	26.417	28	RAY	50.154	66	IRVING	29.303						
2	66	IRVING	26.497	66	IRVING	50.545	34	WEAVING	29.321	1	28	RAY	1:45.874	1:45.987	0.009
3	34	WEAVING	26.648	34	WEAVING	50.999	28	RAY	29.407	2	66	IRVING	1:46.345	1:46.345	0.000
4	6	TAYLOR	26.805	6	TAYLOR	51.156	6	TAYLOR	29.793	3	34	WEAVING	1:46.968	1:46.968	0.000
5	12	RENDELL	27.092	12	RENDELL	51.261	36	URIBE	29.837	4	6	TAYLOR	1:47.754	1:48.011	0.257
6	86	NESBITT	27.144	36	URIBE	51.514	12	RENDELL	29.909	5	12	RENDELL	1:48.262	1:48.450	0.188
7	36	URIBE	27.156	86	NESBITT	51.847	69	BOOTH-AMOS	30.062	6	36	URIBE	1:48.507	1:48.626	0.119
8	42	HOBSON	27.294	69	BOOTH-AMOS	52.293	86	NESBITT	30.182	7	86	NESBITT	1:49.173	1:49.370	0.197
9	25	BROUWERS	27.436	25	BROUWERS	52.467	42	HOBSON	30.275	8	69	BOOTH-AMOS	1:49.799	1:49.799	0.000
10	69	BOOTH-AMOS	27.444	72	PERSSON	52.633	65	OWENS	30.453	9	25	BROUWERS	1:50.362	1:50.553	0.191
11	79	TAYLOR	27.499	65	OWENS	52.641	25	BROUWERS	30.459	10	42	HOBSON	1:50.441	1:50.450	0.009
12	72	PERSSON	27.543	142	SLOOTEN	52.720	72	PERSSON	30.479	11	72	PERSSON	1:50.655	1:50.655	0.000
13	65	OWENS	27.580	42	HOBSON	52.872	84	HERMANSSON	30.663	12	65	OWENS	1:50.674	1:50.698	0.024
14	142	SLOOTEN	27.699	79	TAYLOR	53.328	79	TAYLOR	30.675	13	142	SLOOTEN	1:51.264	1:51.416	0.152
15	84	HERMANSSON	27.721	16	DE VRIES	53.437	47	ARCHER	30.749	14	79	TAYLOR	1:51.502	1:51.865	0.363
16	47	ARCHER	27.781	84	HERMANSSON	53.476	74	THOMPSON	30.769	15	84	HERMANSSON	1:51.860	1:51.860	0.000
17	64	DURHAM	27.800	62	VALK	53.546	16	DE VRIES	30.770	16	47	ARCHER	1:52.190	1:52.298	0.108
18	13	BURMAN	27.920	13	BURMAN	53.651	142	SLOOTEN	30.845	17	64	DURHAM	1:52.415	1:52.740	0.325
19	62	VALK	27.933	47	ARCHER	53.660	64	DURHAM	30.912	18	16	DE VRIES	1:52.433	1:52.804	0.371
20	71	ORDEROY	28.101	64	DURHAM	53.703	62	VALK	30.983	19	62	VALK	1:52.462	1:52.524	0.062
21	74	THOMPSON	28.201	71	ORDEROY	53.749	13	BURMAN	30.984	20	13	BURMAN	1:52.555	1:52.644	0.089
22	16	DE VRIES	28.226	74	THOMPSON	54.002	90	GREENWOOD	31.284	21	74	THOMPSON	1:52.972	1:53.136	0.164
23	90	GREENWOOD	28.368	4	VALLELEY	55.013	71	ORDEROY	31.385	22	71	ORDEROY	1:53.235	1:53.422	0.187
24	4	VALLELEY	28.601	54	OWEN	55.637	44	BAYFORD	31.800	23	90	GREENWOOD	1:55.317	1:55.350	0.033
25	44	BAYFORD	28.737	90	GREENWOOD	55.665	4	VALLELEY	31.808	24	4	VALLELEY	1:55.422	1:56.206	0.784
26	54	OWEN	29.174	44	BAYFORD	55.681	7	ASHBY	32.216	25	44	BAYFORD	1:56.218	1:56.496	0.278
27	7	ASHBY	29.480	7	ASHBY	56.519	54	OWEN	32.349	26	54	OWEN	1:57.160	1:57.425	0.265
28	82	VINCENT	30.105	82	VINCENT	1:00.025	82	VINCENT	32.543	27	7	ASHBY	1:58.215	1:58.478	0.263
29	35	LODGE	34.129	35	LODGE	1:04.392	35	LODGE	36.718	28	82	VINCENT	2:02.673		
										29	35	LODGE	2:15.239		

Weather / Track : Bright / Dry

Results can be found at www.tsl-timing.com

Oulton Park International
 Circuit Length = 2.6920 miles
 Start: 13:20 Flag 13:40 End: 13:42

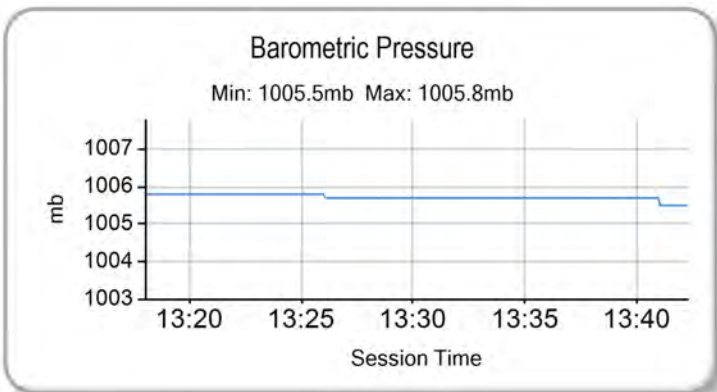
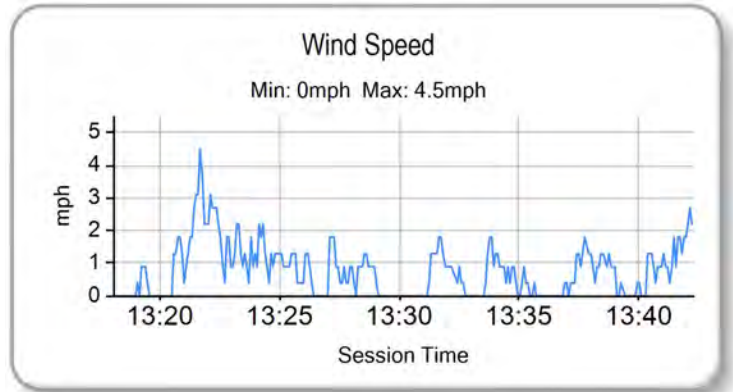
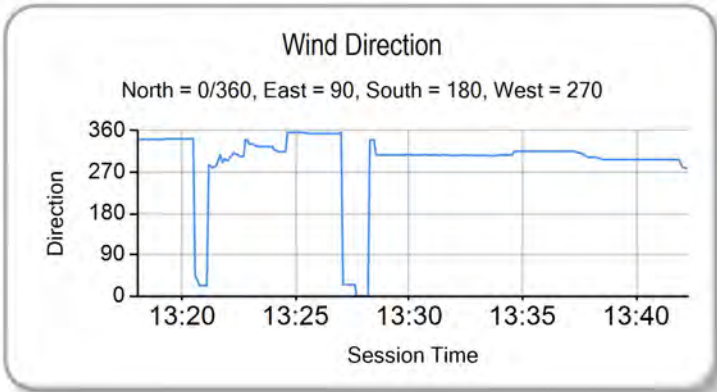
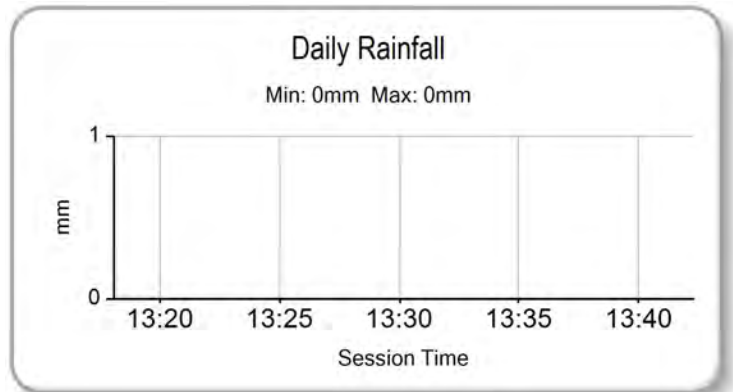
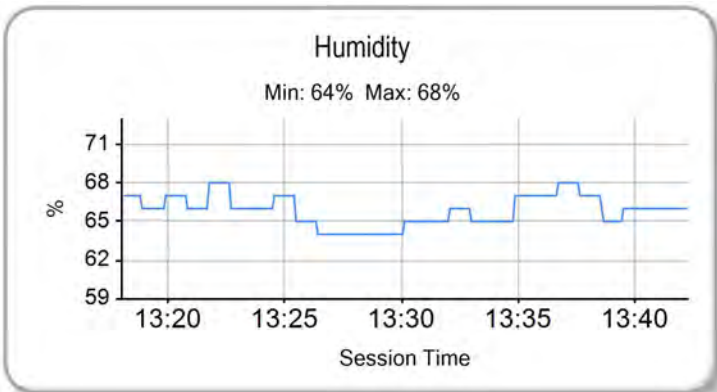
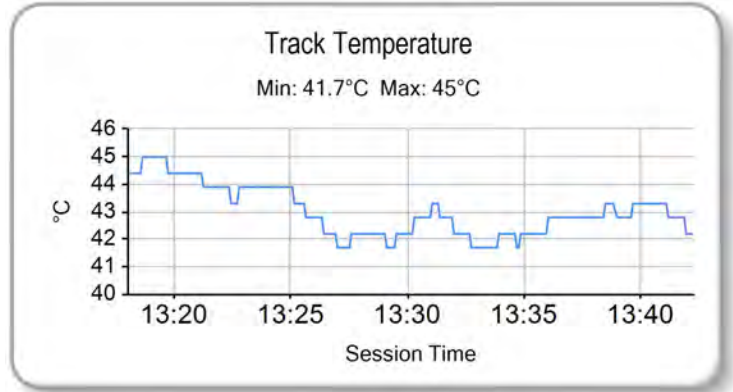
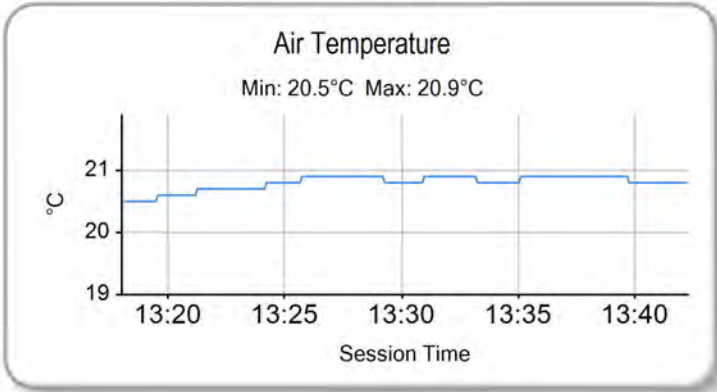
Printed - 13:45 Friday, 08 August 2014

MCRCB BULLETIN TK035

2014 MCE British Superbike Championship - Round 7

2014 Motul British Motostar Championship

FREE PRACTICE 2 - WEATHER CONDITIONS



Weather / Track : Bright / Dry

Results can be found at www.tsl-timing.com

Oulton Park International
Circuit Length = 2.6920 miles
Start: 13:20 Flag 13:40 End: 13:42

Printed - 13:46 Friday, 08 August 2014



POS	NO	CL	PIC NAME	ENTRY	TIME	ON	LAPS	GAP	DIFF	MPH
1	28		1 Bradley RAY	EE125 - FAB-Racing	1:45.942	8	12			91.47
2	34	MB	1 Jordan WEAVING	KTM- Jordan Racing /Burkert	1:46.424	14	14	0.482	0.482	91.06
3	66	MB	2 Joe IRVING	KTM- Redline KTM	1:46.426	9	12	0.484	0.002	91.06
4	36	MB	3 Jayson URIBE	Honda - FPW Racing /RSR	1:47.238	11	13	1.296	0.812	90.37
5	12		2 Edward RENDELL	Honda - Banks Racing	1:47.838	14	14	1.896	0.600	89.86
6	69		3 Tom BOOTH-AMOS	Honda - RS Racing	1:48.601	6	10	2.659	0.763	89.23
7	86	MB	4 Charlie NESBITT	Repli-Cast - Repli-CastUK	1:48.975	8	10	3.033	0.374	88.93
8	72		4 Alex PERSSON	Honda - PWR /Nordgren Racing	1:49.201	12	13	3.259	0.226	88.74
9	25	MB	5 Mike BROUWERS	Honda - Joma /Brouwers Racing Team	1:49.260	14	14	3.318	0.059	88.69
10	65		5 Josh OWENS	Honda - RCD Motorsport	1:49.469	11	13	3.527	0.209	88.53
11	42	MB	6 James HOBSON	Honda - Two 4 Motorsport with RS Racing	1:49.517	9	14	3.575	0.048	88.49
12	79	MB	7 Chris TAYLOR	Honda - Elevator Saddles & Bridles	1:50.503	3	4	4.561	0.986	87.70
13	142	MB	8 Brian SLOOTEN	Honda - Bakker Frames Holland	1:50.720	10	14	4.778	0.217	87.52
14	71		6 Zak CORDEROY	Honda - Zak Corderoy Racing	1:51.608	8	12	5.666	0.888	86.83
15	64		7 Asher DURHAM	Honda - SP125Racing.com	1:51.692	13	13	5.750	0.084	86.76
16	62	MB	9 Vasco van der VALK	Honda - Vazco62.nl /Banks Racing	1:52.286	10	13	6.344	0.594	86.30
17	47		8 Jake ARCHER	Honda - Jake Archer Racing	1:52.325	11	13	6.383	0.039	86.27
18	84		9 Daniel HERMANSSON	TSR Luyten - FPW Racing	1:52.535	12	12	6.593	0.210	86.11
19	82		10 Jon VINCENT	Honda - Mbily /JVR Racing	1:52.639	10	11	6.697	0.104	86.03
20	16	MB	10 Tomás DE VRIES	Honda - DAT Racing	1:52.911	13	14	6.969	0.272	85.83
21	13	MB	11 Sam BURMAN	Honda - WNT /Buman Racing	1:52.966	12	13	7.024	0.055	85.78
22	74	MB	12 Joe THOMPSON	Repli-Cast - Repli-CastUK	1:53.560	11	12	7.618	0.594	85.34
23	90		11 Greg GREENWOOD	Luyten Honda - FPW Racing	1:53.628	7	13	7.686	0.068	85.28
24	44		12 Jake BAYFORD	Honda - Intek Adhesives by SGR Racing	1:54.670	11	13	8.728	1.042	84.51
25	4		13 Louis VALLELEY	KTM- Century 21 /Cresswell Racing	1:55.773	4	6	9.831	1.103	83.70
26	54		14 Bryn OWEN	Honda - Bryn Taff Racing	1:56.096	11	12	10.154	0.323	83.47
27	35		15 Elliot LODGE	Honda - SP125/Spike Racing	1:56.442	7	7	10.500	0.346	83.22

QUALIFYING LAPTIME (110.0% of 1:45.942) = 1:56.536

28	7		16 Jamie ASHBY	Honda - JPA Racing /SP125	1:57.648	11	13	11.706	1.206	82.37
29	6		17 Taz TAYLOR	Luyten Honda - FPW Racing /Hookless Holidays						

Weather / Track : Sunny / Dry

These results are provisional until the conclusion of any judicial and technical matters.

Oulton Park International
Circuit Length = 2.6920 miles
Start: 09:00 Flag 09:25 End: 09:27

Race Director :	Stewards :	Timekeeper :
-----------------	------------	--------------

Results can be found at www.britishsuperbike.com

Printed - 09:27 Saturday, 09 August 2014



MCRCB BULLETIN TK063

2014 MCE British Superbike Championship - Round 7

2014 Motul British Motostar Championship

QUALIFYING 1 - SECTOR ANALYSIS

SECTOR 1 = FL to I1, SECTOR 2 = I1 to I2, SECTOR 3 = I2 to FL, DIFF = Difference To Personal Best Lap

P1 28		Bradley RAY		EE125 - FAB-Racing			
IDEAL LAP TIME : 1:45.794		BEST LAP TIME : 1:45.942		DIFFERENCE : 0.148			
LAP	SECTOR 1	SECTOR 2	SECTOR 3	LAP TIME	MPH	DIFF	TIME OF DAY
1 -	OUTLAP	106.1	54.073	105.0	30.640	107.8	
2 -	27.198	115.5	51.252	105.8	29.572	109.6	1:48.022
3 -	26.988	115.7	51.007	105.8	29.503	109.8	1:47.498
4 -	28.417	105.3	54.084	98.1	IN PIT		2:02.212 P
5 -	OUTLAP	102.6	52.369	106.0	29.603	109.6	4:04.437
6 -	26.560	116.5	51.189	106.5	29.362	109.2	1:47.111
7 -	26.371	116.5	50.289	106.0	29.351	109.6	1:46.011 (2)
8 -	26.481	116.7	50.072	105.8	29.389	109.6	1:45.942 (1)
9 -	28.280	103.7	53.621	95.0	IN PIT		2:02.025 P
10 -	OUTLAP	109.1	52.071	105.0	29.576	109.1	2:56.869
11 -	26.886	114.7	51.181	102.2	29.838	108.5	1:47.905
12 -	26.640	114.7	50.128	105.6	29.409	108.4	1:46.177 (3)

P2 34 M3		Jordan WEAVING		KTM- Jordan Racing /Burkert			
IDEAL LAP TIME : 1:46.237		BEST LAP TIME : 1:46.424		DIFFERENCE : 0.187			
LAP	SECTOR 1	SECTOR 2	SECTOR 3	LAP TIME	MPH	DIFF	TIME OF DAY
1 -	OUTLAP	105.1	55.233	101.3	31.179	105.3	
2 -	27.954	115.5	53.311	105.1	30.217	108.7	1:51.482
3 -	27.191	117.7	52.209	104.3	29.933	109.1	1:49.333
4 -	27.197	115.3	51.822	105.1	29.491	108.4	1:48.510
5 -	26.800	117.7	51.753	104.5	30.008	109.4	1:48.561
6 -	26.746	117.7	51.337	105.0	29.350	109.4	1:47.433
7 -	26.765	116.1	51.136	105.1	29.233	110.0	1:47.134
8 -	26.600	118.5	51.015	105.3	29.329	109.8	1:46.944
9 -	26.649	116.9	50.810	103.5	29.385	109.4	1:46.844 (3)
10 -	26.713	116.5	53.476	103.8	29.617	108.5	1:49.806
11 -	26.558	116.5	50.841	105.6	29.287	109.6	1:46.686 (2)
12 -	26.476	116.9	51.247	106.1	29.424	109.2	1:47.147
13 -	26.915	115.9	51.050	105.5	29.404	109.4	1:47.369
14 -	26.663	115.9	50.568	105.3	29.193	109.8	1:46.424 (1)

P3 66 M3		Joe IRVING		KTM- Redline KTM			
IDEAL LAP TIME : 1:46.308		BEST LAP TIME : 1:46.426		DIFFERENCE : 0.118			
LAP	SECTOR 1	SECTOR 2	SECTOR 3	LAP TIME	MPH	DIFF	TIME OF DAY
1 -	OUTLAP	116.1	52.923	106.8	IN PIT		P
2 -	OUTLAP	117.5	52.409	107.0	29.750	112.0	2:51.823
3 -	26.998	117.7	51.141	107.3	29.597	111.6	1:47.736
4 -	26.798	118.1	51.049	107.5	29.815	111.4	1:47.662 (3)
5 -	27.592	116.7	51.913	102.9	30.919	111.2	1:50.424
6 -	26.662	117.9	51.539	107.3	29.729	112.4	1:47.930
7 -	27.897	116.7	50.909	108.4	29.311	112.9	1:48.117
8 -	26.514	118.1	50.649	108.2	29.334	112.5	1:46.497 (2)
9 -	26.540	118.7	50.483	108.0	29.403	113.5	1:46.426 (1)
10 -	27.829	103.4	1:09.559	93.0	IN PIT		2:15.781 P
11 -	OUTLAP	117.7	59.332	98.9	30.574	112.7	4:52.464
12 -	26.766	117.9	50.973	108.7	30.043	112.5	1:47.782

P4 36 M3		Jayson URIBE		Honda - FPW Racing /RSR			
IDEAL LAP TIME : 1:46.847		BEST LAP TIME : 1:47.238		DIFFERENCE : 0.391			
LAP	SECTOR 1	SECTOR 2	SECTOR 3	LAP TIME	MPH	DIFF	TIME OF DAY
1 -	OUTLAP	111.8	57.194	103.8	31.298	109.2	
2 -	28.070	114.5	52.947	103.5	32.098	105.8	1:53.115
3 -	27.744	113.7	51.543	104.5	30.476	107.7	1:49.763
4 -	27.205	113.9	51.372	104.0	29.821	108.2	1:48.398
5 -	27.201	114.3	51.767	103.4	29.744	109.1	1:48.712
6 -	27.425	114.5	53.319	103.5	29.604	108.9	1:50.348
7 -	27.011	114.7	51.484	102.6	29.753	107.8	1:48.248

Weather / Track : Sunny / Dry

Oulton Park International
Circuit Length = 2.6920 miles
Start: 09:00 Flag 09:25 End: 09:27

2014 MCE British Superbike Championship - Round 7

2014 Motul British Motostar Championship

QUALIFYING 1 - SECTOR ANALYSIS

SECTOR 1 = FL to I1, SECTOR 2 = I1 to I2, SECTOR 3 = I2 to FL, DIFF = Difference To Personal Best Lap

8 -	26.824	116.1	51.085	104.0	29.733	108.2	1:47.642	90.03	0.404	09:14:49.054
9 -	26.947	114.3	50.838	103.8	29.640	108.0	1:47.425 (2)	90.21	0.187	09:16:36.479
10 -	28.078	116.3	51.475	104.3	29.582	108.0	1:49.135	88.80	1.897	09:18:25.614
11 -	26.819	114.5	50.606	104.5	29.813	107.3	1:47.238 (1)	90.37		09:20:12.852
12 -	26.835	114.3	51.855	102.6	30.056	108.5	1:48.746	89.11	1.508	09:22:01.598
13 -	27.078	114.7	51.133	103.4	29.422	108.7	1:47.633 (3)	90.04	0.395	09:23:49.231

P5 12 Edward RENDELL

Honda - Banks Racing

IDEAL LAP TIME : 1:47.691

BEST LAP TIME : 1:47.838

DIFFERENCE : 0.147

LAP	SECTOR 1	SECTOR 2	SECTOR 3	LAP TIME	MPH	DIFF	TIME OF DAY	
1 -	OUTLAP	106.5	55.383 99.1	31.609 103.7			09:02:30.536	
2 -	28.229	110.3	53.292 100.3	30.611 104.3	1:52.132	86.42	4.294 09:04:22.668	
3 -	28.051	111.2	52.770 101.0	30.443 104.2	1:51.264	87.10	3.426 09:06:13.932	
4 -	27.578	111.6	51.842 100.9	30.098 105.8	1:49.518	88.49	1.680 09:08:03.450	
5 -	27.563	112.7	52.202 101.6	31.017 104.3	1:50.782	87.48	2.944 09:09:54.232	
6 -	27.253	112.2	51.774 100.7	30.251 103.8	1:49.278	88.68	1.440 09:11:43.510	
7 -	27.276	112.2	51.587 101.0	29.955 106.5	1:48.818	89.05	0.980 09:13:32.328	
8 -	26.927	113.1	52.065 103.5	30.769 105.8	1:49.761	88.29	1.923 09:15:22.089	
9 -	27.103	112.5	51.352 101.9	29.970 105.8	1:48.425	89.38	0.587 09:17:10.514	
10 -	27.113	112.7	51.255 101.0	29.947 105.5	1:48.315 (3)	89.47	0.477 09:18:58.829	
11 -	27.143	111.4	51.555 101.3	29.985 104.8	1:48.683	89.17	0.845 09:20:47.512	
12 -	27.140	112.2	51.576 101.8	29.977 105.5	1:48.693	89.16	0.855 09:22:36.205	
13 -	27.107	111.6	51.040 102.7	29.809	1:47.956 (2)	89.77	0.118 09:24:24.161	
14 -	27.008	111.6	50.955	101.8	29.875 105.5	1:47.838 (1)	89.86	09:26:11.999

P6 69 Tom BOOTH-AMOS

Honda - RS Racing

IDEAL LAP TIME : 1:47.585

BEST LAP TIME : 1:48.601

DIFFERENCE : 1.016

LAP	SECTOR 1	SECTOR 2	SECTOR 3	LAP TIME	MPH	DIFF	TIME OF DAY	
1 -	OUTLAP	110.5	55.840 105.3	30.475 110.0			09:01:57.815	
2 -	27.832	116.1	52.438 106.1	30.102 109.1	1:50.372	87.80	1.771 09:03:48.187	
3 -	27.698	115.9	52.174 104.2	29.992 108.9	1:49.864 (3)	88.21	1.263 09:05:38.051	
4 -	28.643	115.5	53.000 105.5	IN PIT	1:58.593 P	81.71	9.992 09:07:36.644	
5 -	OUTLAP	112.9	55.814 81.7	30.824 109.2	4:29.193	36.00	2:40.592 09:12:05.837	
6 -	27.098	114.3	51.713 105.8	29.790 107.8	1:48.601 (1)	89.23	09:13:54.438	
7 -	26.683	119.8	53.625 105.5	29.850 104.0	1:50.158	87.97	1.557 09:15:44.596	
8 -	26.798	118.3	52.631 105.1	29.690	1:49.119 (2)	88.81	0.518 09:17:33.715	
9 -	26.802	117.1	51.212	107.0	IN PIT	1:54.090 P	84.94	5.489 09:19:27.805
10 -	OUTLAP	115.7	52.669 105.3	29.737 109.2	2:06.884	76.37	18.283 09:21:34.689	

P7 86 M3 Charlie NESBITT

Repli-Cast - Repli-CastUK

IDEAL LAP TIME : 1:48.731

BEST LAP TIME : 1:48.975

DIFFERENCE : 0.244

LAP	SECTOR 1	SECTOR 2	SECTOR 3	LAP TIME	MPH	DIFF	TIME OF DAY	
1 -	OUTLAP	106.5	57.131 103.2	31.512 105.5			09:02:03.182	
2 -	28.308	114.3	53.845 102.7	30.665 105.6	1:52.818	85.90	3.843 09:03:56.000	
3 -	28.094	113.3	52.401 103.4	30.147 106.8	1:50.642	87.59	1.667 09:05:46.642	
4 -	28.006	112.4	52.528 102.9	30.307 105.6	1:50.841	87.43	1.866 09:07:37.483	
5 -	27.692	113.3	52.117 102.9	30.243 107.0	1:50.052	88.06	1.077 09:09:27.535	
6 -	28.065	111.2	51.761 103.8	30.070 105.0	1:49.896	88.18	0.921 09:11:17.431	
7 -	27.540	113.7	51.669 103.5	29.965	1:49.174 (2)	88.76	0.199 09:13:06.605	
8 -	27.445	114.7	51.413	103.8	30.117 105.3	1:48.975 (1)	88.93	09:14:55.580
9 -	27.417	113.9	51.855 103.4	30.054 106.1	1:49.326 (3)	88.64	0.351 09:16:44.906	
10 -	27.884	114.3	51.883 103.0	30.277 106.0	1:50.044	88.06	1.069 09:18:34.950	

P8 72 Alex PERSSON

Honda - PWR /Nordgren Racing

IDEAL LAP TIME : 1:49.193

BEST LAP TIME : 1:49.201

DIFFERENCE : 0.008

LAP	SECTOR 1	SECTOR 2	SECTOR 3	LAP TIME	MPH	DIFF	TIME OF DAY
1 -	OUTLAP	110.7	54.342 104.0	30.815 108.4			09:01:56.568
2 -	27.725	114.9	53.437 103.4	30.625 108.9	1:51.787	86.69	2.586 09:03:48.355
3 -	27.832	114.5	52.744 104.0	30.379 107.8	1:50.955	87.34	1.754 09:05:39.310
4 -	27.761	111.2	53.027 105.3	30.724 107.2	1:51.512	86.90	2.311 09:07:30.822

Weather / Track : Sunny / Dry

Oulton Park International

Circuit Length = 2.6920 miles

Start: 09:00 Flag 09:25 End: 09:27

MCRCB BULLETIN TK063

2014 MCE British Superbike Championship - Round 7

2014 Motul British Motostar Championship

QUALIFYING 1 - SECTOR ANALYSIS

SECTOR 1 = FL to I1, SECTOR 2 = I1 to I2, SECTOR 3 = I2 to FL, DIFF = Difference To Personal Best Lap

5 -	27.695	114.3	53.349	103.8	30.354	107.7	1:51.398	86.99	2.197	09:09:22.220
6 -	27.952	113.1	52.326	103.5	30.341	107.7	1:50.619	87.60	1.418	09:11:12.839
7 -	27.671	115.9	51.814	104.5	30.147	107.5	1:49.632 (3)	88.39	0.431	09:13:02.471
8 -	27.514	115.1	52.907	101.6	IN PIT		1:58.541 P	81.75	9.340	09:15:01.012
9 -	OUTLAP	113.1	53.644	104.0	30.612	108.0	4:07.690	39.12	2:18.489	09:19:08.702
10 -	27.479	114.5	52.436	103.7	30.503	107.8	1:50.418	87.76	1.217	09:20:59.120
11 -	27.727	114.1	51.991	104.5	30.194	108.4	1:49.912	88.17	0.711	09:22:49.032
12 -	27.487	114.1	51.660	105.1	30.054	107.8	1:49.201 (1)	88.74		09:24:38.233
13 -	27.493	114.1	51.671	100.3	30.253	109.1	1:49.417 (2)	88.57	0.216	09:26:27.650

P9 25 M3	Mike BROUWERS	Honda - Joma /Brouwers Racing Team								
IDEAL LAP TIME :	1:49.030	BEST LAP TIME :	1:49.260	DIFFERENCE : 0.230						

LAP	SECTOR 1	SECTOR 2	SECTOR 3	LAP TIME	MPH	DIFF	TIME OF DAY			
1 -	OUTLAP	112.2	57.113	100.3	31.417	106.6	09:02:04.544			
2 -	28.763	113.3	53.413	104.8	30.500	107.3	1:52.676	86.01	3.416	09:03:57.220
3 -	27.734	113.1	52.658	103.2	30.427	106.5	1:50.819	87.45	1.559	09:05:48.039
4 -	27.396	112.0	53.813	102.9	30.172	106.1	1:51.381	87.01	2.121	09:07:39.420
5 -	27.615	112.0	52.592	103.0	30.238	106.1	1:50.445	87.74	1.185	09:09:29.865
6 -	27.429	111.4	52.291	102.4	30.204	105.6	1:49.924	88.16	0.664	09:11:19.789
7 -	29.238	107.0	52.537	102.1	30.131	105.8	1:51.906	86.60	2.646	09:13:11.695
8 -	27.125	113.5	52.292	102.9	30.103	105.5	1:49.520	88.48	0.260	09:15:01.215
9 -	27.273	112.7	52.059	102.6	30.049	105.8	1:49.381 (2)	88.60	0.121	09:16:50.596
10 -	27.317	112.5	52.014	102.7	30.074	106.6	1:49.405	88.58	0.145	09:18:40.001
11 -	27.536	112.7	52.090	102.9	31.005	104.2	1:50.631	87.60	1.371	09:20:30.632
12 -	27.805	112.9	52.943	102.1	30.222	105.6	1:50.970	87.33	1.710	09:22:21.602
13 -	27.317	112.5	52.053	102.9	30.020	106.0	1:49.390 (3)	88.59	0.130	09:24:10.992
14 -	27.315	111.8	52.054	103.0	29.891	106.5	1:49.260 (1)	88.69		09:26:00.252

P10 65	Josh OWENS	Honda - RCD Mbtorsport								
IDEAL LAP TIME :	1:49.373	BEST LAP TIME :	1:49.469	DIFFERENCE : 0.096						

LAP	SECTOR 1	SECTOR 2	SECTOR 3	LAP TIME	MPH	DIFF	TIME OF DAY			
1 -	OUTLAP	112.4	57.474	101.8	31.109	107.3	09:02:04.998			
2 -	29.466	113.1	55.179	101.0	30.895	105.3	1:55.540	83.87	6.071	09:04:00.538
3 -	28.279	112.9	53.430	104.5	30.723	106.5	1:52.432	86.19	2.963	09:05:52.970
4 -	28.137	112.9	53.979	102.1	30.705	104.0	1:52.821	85.89	3.352	09:07:45.791
5 -	28.244	112.2	54.360	100.0	IN PIT		2:01.869 P	79.52	12.400	09:09:47.660
6 -	OUTLAP	111.6	54.513	101.2	30.695	106.3	3:34.233	45.23	1:44.764	09:13:21.893
7 -	27.889	113.5	52.568	102.1	30.138	107.2	1:50.595	87.62	1.126	09:15:12.488
8 -	27.523	113.9	52.288	102.6	30.297	106.3	1:50.108 (3)	88.01	0.639	09:17:02.596
9 -	27.614	112.9	52.048	101.5	30.277	105.5	1:49.939 (2)	88.15	0.470	09:18:52.535
10 -	27.692	111.6	52.109	102.1	30.323	106.6	1:50.124	88.00	0.655	09:20:42.659
11 -	27.459	111.6	51.776	102.1	30.234	106.0	1:49.469 (1)	88.53		09:22:32.128
12 -	27.574	111.2	52.583	101.6	30.236	106.1	1:50.393	87.78	0.924	09:24:22.521
13 -	27.696	108.7	1:06.901	94.5	31.608	107.0	2:06.205	76.79	16.736	09:26:28.726

P11 42 M3	James HOBSON	Honda - Two 4 Mbtorsport with RS Racing								
IDEAL LAP TIME :	1:49.360	BEST LAP TIME :	1:49.517	DIFFERENCE : 0.157						

LAP	SECTOR 1	SECTOR 2	SECTOR 3	LAP TIME	MPH	DIFF	TIME OF DAY			
1 -	OUTLAP	114.1	59.546	105.1	31.653	113.3	09:02:04.636			
2 -	29.429	116.1	56.008	106.6	31.252	112.0	1:56.689	83.05	7.172	09:04:01.325
3 -	28.255	116.9	53.855	107.0	30.563	112.4	1:52.673	86.01	3.156	09:05:53.998
4 -	28.048	115.7	54.820	106.6	30.615	110.7	1:53.483	85.39	3.966	09:07:47.481
5 -	27.995	117.1	54.080	107.2	31.300	110.3	1:53.375	85.48	3.858	09:09:40.856
6 -	28.383	116.5	53.870	106.0	30.573	110.1	1:52.826	85.89	3.309	09:11:33.682
7 -	27.767	116.9	52.872	105.1	30.354	110.1	1:50.993	87.31	1.476	09:13:24.675
8 -	27.368	117.7	52.369	106.5	30.235	110.9	1:49.972 (3)	88.12	0.455	09:15:14.647
9 -	27.375	117.5	52.052	106.8	30.090	110.9	1:49.517 (1)	88.49		09:17:04.164
10 -	27.245	116.9	52.916	106.3	30.503	110.5	1:50.664	87.57	1.147	09:18:54.828
11 -	29.243	108.5	56.764	108.0	30.950	110.9	1:56.957	82.86	7.440	09:20:51.785
12 -	27.681	115.9	1:03.891	103.8	30.741	110.3	2:02.313	79.23	12.796	09:22:54.098
13 -	27.593	116.5	52.547	106.3	30.218	110.5	1:50.358	87.81	0.841	09:24:44.456
14 -	27.512	116.9	52.209	106.8	30.063	111.1	1:49.784 (2)	88.27	0.267	09:26:34.240

Weather / Track : Sunny / Dry

Oulton Park International
Circuit Length = 2.6920 miles
Start: 09:00 Flag 09:25 End: 09:27

MCRCB BULLETIN TK063

2014 MCE British Superbike Championship - Round 7

2014 Motul British Motostar Championship

QUALIFYING 1 - SECTOR ANALYSIS

SECTOR 1 = FL to I1, SECTOR 2 = I1 to I2, SECTOR 3 = I2 to FL, DIFF = Difference To Personal Best Lap

P12 79 M3		Chris TAYLOR		Honda - Elevator Saddles & Bridles						
IDEAL LAP TIME : 1:50.133		BEST LAP TIME : 1:50.503		DIFFERENCE : 0.370						
LAP	SECTOR 1	SECTOR 2		SECTOR 3		LAP TIME	MPH	DIFF	TIME OF DAY	
1 -	OUTLAP	111.1	57.871	102.2	31.804	109.1			09:02:02.738	
2 -	28.630	114.9	54.526	103.5	30.974	108.7	1:54.130 (3)	84.91	3.627	09:03:56.868
3 -	27.619	115.9	52.646	104.3	30.238	108.9	1:50.503 (1)	87.70		09:05:47.371
4 -	27.278	114.5	53.658	103.4	30.209	108.2	1:51.145 (2)	87.19	0.642	09:07:38.516

P13 142 M3		Brian SLOOTEN		Honda - Bakker Frames Holland						
IDEAL LAP TIME : 1:50.542		BEST LAP TIME : 1:50.720		DIFFERENCE : 0.178						
LAP	SECTOR 1	SECTOR 2		SECTOR 3		LAP TIME	MPH	DIFF	TIME OF DAY	
1 -	OUTLAP	109.2	58.418	102.4	31.696	108.0				09:02:06.242
2 -	28.696	111.8	55.395	103.7	31.357	108.2	1:55.448	83.94	4.728	09:04:01.690
3 -	28.628	114.3	54.961	102.2	30.983	105.3	1:54.572	84.58	3.852	09:05:56.262
4 -	28.320	109.6	53.376	103.0	30.600	105.0	1:52.296	86.30	1.576	09:07:48.558
5 -	27.739	112.4	53.137	102.9	31.390	106.6	1:52.266	86.32	1.546	09:09:40.824
6 -	28.716	111.4	54.284	102.1	30.724	108.0	1:53.724	85.21	3.004	09:11:34.548
7 -	27.985	111.4	53.142	102.4	30.432	107.3	1:51.559	86.87	0.839	09:13:26.107
8 -	27.876	109.8	52.879	102.4	30.490	105.8	1:51.245	87.11	0.525	09:15:17.352
9 -	27.875	111.6	52.788	102.4	30.901	104.6	1:51.564	86.86	0.844	09:17:08.916
10 -	27.675	111.1	52.690	103.7	30.355	106.3	1:50.720 (1)	87.52		09:18:59.636
11 -	28.006	108.5	52.971	101.6	31.248	103.4	1:52.225	86.35	1.505	09:20:51.861
12 -	27.843	113.3	52.512	102.2	30.518	105.0	1:50.873 (2)	87.40	0.153	09:22:42.734
13 -	27.887	109.8	52.766	102.1	30.580	104.3	1:51.233 (3)	87.12	0.513	09:24:33.967
14 -	27.925	110.3	53.273	102.6	30.375	106.0	1:51.573	86.86	0.853	09:26:25.540

P14 71		Zak CORDEROY		Honda - Zak Corderoy Racing						
IDEAL LAP TIME : 1:51.473		BEST LAP TIME : 1:51.608		DIFFERENCE : 0.135						
LAP	SECTOR 1	SECTOR 2		SECTOR 3		LAP TIME	MPH	DIFF	TIME OF DAY	
1 -	OUTLAP	107.8	57.951	100.3	32.189	102.4				09:02:07.587
2 -	28.781	109.8	55.697	99.7	31.525	102.4	1:56.003	83.54	4.395	09:04:03.590
3 -	28.508	109.4	54.838	100.1	31.722	101.3	1:55.068	84.22	3.460	09:05:58.658
4 -	28.424	108.0	54.408	98.6	31.332	100.9	1:54.164	84.88	2.556	09:07:52.822
5 -	28.286	107.3	53.538	98.6	31.453	101.0	1:53.277	85.55	1.669	09:09:46.099
6 -	28.354	107.8	53.204	98.1	31.739	101.6	1:53.297	85.53	1.689	09:11:39.396
7 -	28.221	107.0	53.445	98.5	31.095	100.7	1:52.761 (3)	85.94	1.153	09:13:32.157
8 -	27.778	109.4	52.874	99.4	30.956	102.2	1:51.608 (1)	86.83		09:15:23.765
9 -	28.614	106.8	54.069	97.1	IN PIT		2:02.550 P	79.08	10.942	09:17:26.315
10 -	OUTLAP	105.3	54.918	96.9	31.420	100.9	4:05.780	39.43	2:14.172	09:21:32.095
11 -	28.481	108.0	53.283	93.3	31.477	101.5	1:53.241	85.58	1.633	09:23:25.336
12 -	28.249	107.3	53.052	98.8	30.821	102.2	1:52.122 (2)	86.43	0.514	09:25:17.458

P15 64		Asher DURHAM		Honda - SP125Racing.com						
IDEAL LAP TIME : 1:51.336		BEST LAP TIME : 1:51.692		DIFFERENCE : 0.356						
LAP	SECTOR 1	SECTOR 2		SECTOR 3		LAP TIME	MPH	DIFF	TIME OF DAY	
1 -	OUTLAP	108.2	57.875	100.1	31.918	104.6				09:02:02.764
2 -	29.183	111.8	54.713	101.6	31.507	106.8	1:55.403	83.97	3.711	09:03:58.167
3 -	28.324	112.4	54.822	101.2	31.391	106.0	1:54.537	84.61	2.845	09:05:52.704
4 -	28.414	109.8	54.892	102.4	IN PIT		2:02.076 P	79.38	10.384	09:07:54.780
5 -	OUTLAP	100.6	58.861	100.3	31.816	103.7	3:09.840	51.04	1:18.148	09:11:04.620
6 -	28.952	109.8	54.691	100.7	31.470	103.2	1:55.113	84.18	3.421	09:12:59.733
7 -	28.446	111.4	53.672	102.6	30.814	105.1	1:52.932	85.81	1.240	09:14:52.665
8 -	28.022	111.4	53.665	100.4	31.024	105.0	1:52.711	85.98	1.019	09:16:45.376
9 -	28.093	112.2	53.093	100.6	30.947	104.8	1:52.133	86.42	0.441	09:18:37.509
10 -	27.799	111.1	53.489	101.9	31.553	104.2	1:52.841	85.88	1.149	09:20:30.350
11 -	27.973	111.1	53.317	102.1	30.782	105.1	1:52.072 (3)	86.47	0.380	09:22:22.422
12 -	27.990	110.7	53.193	100.9	30.721	104.8	1:51.904 (2)	86.60	0.212	09:24:14.326
13 -	28.155	110.5	52.852	101.5	30.685	105.0	1:51.692 (1)	86.76		09:26:06.018

Weather / Track : Sunny / Dry

Oulton Park International
 Circuit Length = 2.6920 miles
 Start: 09:00 Flag 09:25 End: 09:27

2014 MCE British Superbike Championship - Round 7

2014 Motul British Motostar Championship

QUALIFYING 1 - SECTOR ANALYSIS

SECTOR 1 = FL to I1, SECTOR 2 = I1 to I2, SECTOR 3 = I2 to FL, DIFF = Difference To Personal Best Lap

P16		62 M3		Vasco van der VALK			Honda - Vazoo62.nl /Banks Racing			
IDEAL LAP TIME : 1:51.682		BEST LAP TIME : 1:52.286			DIFFERENCE : 0.604					
LAP	SECTOR 1	SECTOR 2		SECTOR 3		LAP TIME	MPH	DIFF	TIME OF DAY	
1 -	OUTLAP	107.3	58.432	98.5	33.057	103.5			09:02:15.202	
2 -	29.455	111.1	54.943	99.4	31.843	105.5	1:56.241	83.37	3.955	09:04:11.443
3 -	29.104	111.2	55.064	100.6	31.828	105.3	1:55.996	83.54	3.710	09:06:07.439
4 -	28.977	110.9	54.303	101.3	31.545	105.5	1:54.825	84.40	2.539	09:08:02.264
5 -	28.617	111.2	53.405	102.6	31.059	106.0	1:53.081	85.70	0.795	09:09:55.345
6 -	28.028	112.5	53.917	102.1	30.830	105.8	1:52.775	85.93	0.489	09:11:48.120
7 -	28.242	111.6	53.466	102.2	30.858	105.5	1:52.566 (2)	86.09	0.280	09:13:40.686
8 -	28.092	112.0	53.359	101.9	31.479	107.2	1:52.930	85.81	0.644	09:15:33.616
9 -	29.652	112.2	54.552	102.1	30.775	106.6	1:54.979	84.28	2.693	09:17:28.595
10 -	27.679	114.1	53.234	101.9	31.373	107.5	1:52.286 (1)	86.30		09:19:20.881
11 -	29.527	103.7	56.259	92.5	IN PIT		2:08.433 P	75.45	16.147	09:21:29.314
12 -	OUTLAP	108.7	54.066	100.4	31.444	105.8	3:02.083	53.22	1:09.797	09:24:31.397
13 -	28.362	110.7	53.228	99.8	31.068	107.0	1:52.658 (3)	86.02	0.372	09:26:24.055

P17		47		Jake ARCHER			Honda - Jake Archer Racing			
IDEAL LAP TIME : 1:51.930		BEST LAP TIME : 1:52.325			DIFFERENCE : 0.395					
LAP	SECTOR 1	SECTOR 2		SECTOR 3		LAP TIME	MPH	DIFF	TIME OF DAY	
1 -	OUTLAP	110.5	58.620	99.8	33.575	104.5			09:02:08.534	
2 -	28.338	111.8	55.448	101.0	31.877	107.7	1:55.663	83.78	3.338	09:04:04.197
3 -	28.911	109.8	54.235	102.2	31.886	105.0	1:55.032	84.24	2.707	09:05:59.229
4 -	30.192	86.0	56.609	100.0	32.124	103.7	1:58.925	81.49	6.600	09:07:58.154
5 -	27.952	112.5	55.053	96.6	IN PIT		2:04.844 P	77.62	12.519	09:10:02.998
6 -	OUTLAP	100.4	54.852	100.0	31.484	102.6	2:45.260	58.64	52.935	09:12:48.258
7 -	28.136	110.3	53.993	100.4	31.413	104.3	1:53.542	85.35	1.217	09:14:41.800
8 -	28.131	110.3	53.942	100.3	31.130	103.4	1:53.203	85.60	0.878	09:16:35.003
9 -	28.638	110.3	53.703	99.2	30.732	104.2	1:53.073	85.70	0.748	09:18:28.076
10 -	27.869	110.3	53.594	99.4	31.097	104.0	1:52.560 (3)	86.09	0.235	09:20:20.636
11 -	28.021	109.8	53.329	100.0	30.975	104.0	1:52.325 (1)	86.27		09:22:12.961
12 -	28.003	109.8	53.396	99.4	31.007	103.5	1:52.406 (2)	86.21	0.081	09:24:05.367
13 -	29.042	108.5	53.681	98.9	31.707	100.4	1:54.430	84.69	2.105	09:25:59.797

P18		84		Daniel HERMANSSON			TSR Luyten - FPW Racing			
IDEAL LAP TIME : 1:52.070		BEST LAP TIME : 1:52.535			DIFFERENCE : 0.465					
LAP	SECTOR 1	SECTOR 2		SECTOR 3		LAP TIME	MPH	DIFF	TIME OF DAY	
1 -	OUTLAP	103.2	58.945	101.2	32.150	105.8			09:02:03.399	
2 -	28.772	114.5	55.347	101.9	31.085	106.8	1:55.204	84.12	2.669	09:03:58.603
3 -	28.230	112.4	55.111	100.9	31.361	106.5	1:54.702	84.49	2.167	09:05:53.305
4 -	27.983	112.5	1:12.926	95.7	31.637	104.3	2:12.546	73.11	20.011	09:08:05.851
5 -	27.831	111.8	54.679	100.9	31.561	104.8	1:54.071	84.95	1.536	09:09:59.922
6 -	28.241	110.3	54.866	100.6	31.075	104.6	1:54.182	84.87	1.647	09:11:54.104
7 -	28.305	110.9	54.169	100.9	31.007	106.0	1:53.481	85.40	0.946	09:13:47.585
8 -	27.890	112.7	55.029	101.2	31.574	105.5	1:54.493	84.64	1.958	09:15:42.078
9 -	27.943	113.5	54.525	100.9	30.562	105.3	1:53.030 (3)	85.74	0.495	09:17:35.108
10 -	27.865	112.9	53.677	100.0	31.212	105.0	1:52.754 (2)	85.95	0.219	09:19:27.862
11 -	28.356	112.0	54.009	100.0	30.883	104.5	1:53.248	85.57	0.713	09:21:21.110
12 -	27.935	110.9	53.741	100.9	30.859	104.6	1:52.535 (1)	86.11		09:23:13.645

P19		82		Jon VINCENT			Honda - Mblly /JVR Racing			
IDEAL LAP TIME : 1:52.564		BEST LAP TIME : 1:52.639			DIFFERENCE : 0.075					
LAP	SECTOR 1	SECTOR 2		SECTOR 3		LAP TIME	MPH	DIFF	TIME OF DAY	
1 -	OUTLAP	98.3	1:01.717	95.7	33.177	101.3			09:04:34.004	
2 -	29.632	106.5	56.158	97.9	31.377	102.4	1:57.167	82.71	4.528	09:06:31.171
3 -	28.706	108.5	55.331	97.9	31.508	101.9	1:55.545	83.87	2.906	09:08:26.716
4 -	29.086	101.5	54.893	98.1	31.416	101.9	1:55.395	83.98	2.756	09:10:22.111
5 -	29.770	101.0	57.712	89.9	IN PIT		2:05.655 P	77.12	13.016	09:12:27.766
6 -	OUTLAP	105.3	56.601	97.8	31.359	102.9	3:18.631	48.79	1:25.992	09:15:46.397
7 -	28.241	111.6	54.314	98.1	31.037	103.5	1:53.592	85.31	0.953	09:17:39.989

Weather / Track : Sunny / Dry

Oulton Park International
Circuit Length = 2.6920 miles
Start: 09:00 Flag 09:25 End: 09:27

2014 MCE British Superbike Championship - Round 7

2014 Motul British Motostar Championship

QUALIFYING 1 - SECTOR ANALYSIS

SECTOR 1 = FL to I1, SECTOR 2 = I1 to I2, SECTOR 3 = I2 to FL, DIFF = Difference To Personal Best Lap

8 -	28.154	110.9	54.021	99.5	31.261	102.7	1:53.436	85.43	0.797	09:19:33.425
9 -	28.390	108.5	54.048	98.9	30.991	102.6	1:53.429 (3)	85.43	0.790	09:21:26.854
10 -	28.229	109.8	53.608	98.9	30.802	102.9	1:52.639 (1)	86.03		09:23:19.493
11 -	28.239	108.5	54.156	99.4	30.963	102.1	1:53.358 (2)	85.49	0.719	09:25:12.851

P20 16 M3 Tomás DE VRIES		Honda - DAT Racing									
IDEAL LAP TIME : 1:52.542		BEST LAP TIME : 1:52.911		DIFFERENCE : 0.369							
LAP	SECTOR 1	SECTOR 2	SECTOR 3	LAP TIME	MPH	DIFF	TIME OF DAY				
1 -	OUTLAP	110.3	57.454	101.2	32.118	105.0					09:02:07.223
2 -	28.702	110.5	55.272	102.9	31.565	106.5	1:55.539	83.87	2.628		09:04:02.762
3 -	28.414	111.2	55.563	98.3	31.839	105.5	1:55.816	83.67	2.905		09:05:58.578
4 -	29.178	110.9	54.846	97.3	31.780	102.2	1:55.804	83.68	2.893		09:07:54.382
5 -	28.878	109.4	55.554	98.2	32.298	105.0	1:56.730	83.02	3.819		09:09:51.112
6 -	28.524	112.0	54.368	101.6	31.373	104.6	1:54.265	84.81	1.354		09:11:45.377
7 -	28.805	110.7	53.988	101.0	31.280	104.8	1:54.073	84.95	1.162		09:13:39.450
8 -	28.343	110.3	54.280	100.1	31.403	105.8	1:54.026	84.99	1.115		09:15:33.476
9 -	28.693	111.1	53.891	100.7	31.193	105.3	1:53.777	85.17	0.866		09:17:27.253
10 -	28.320	112.5	53.909	101.5	31.338	105.5	1:53.567 (3)	85.33	0.656		09:19:20.820
11 -	28.069	111.1	54.657	99.7	31.031	105.1	1:53.757	85.19	0.846		09:21:14.577
12 -	28.541	110.0	53.752	101.5	30.883	105.6	1:53.176 (2)	85.63	0.265		09:23:07.753
13 -	28.270	110.9	53.590	101.0	31.051	105.1	1:52.911 (1)	85.83			09:25:00.664
14 -	28.515	110.3	53.988	100.9	31.189	105.5	1:53.692	85.24	0.781		09:26:54.356

P21 13 M3 Sam BURMAN		Honda - WNT /Burman Racing									
IDEAL LAP TIME : 1:52.664		BEST LAP TIME : 1:52.966		DIFFERENCE : 0.302							
LAP	SECTOR 1	SECTOR 2	SECTOR 3	LAP TIME	MPH	DIFF	TIME OF DAY				
1 -	OUTLAP	110.1	56.747	101.6	33.107	106.3					09:02:01.423
2 -	29.281	112.4	55.520	102.7	31.574	108.4	1:56.375	83.27	3.409		09:03:57.798
3 -	28.428	113.9	54.591	102.2	31.594	107.7	1:54.613	84.55	1.647		09:05:52.411
4 -	28.231	113.9	55.007	103.0	31.042	107.5	1:54.280	84.80	1.314		09:07:46.691
5 -	28.304	114.1	53.850	103.7	31.831	106.8	1:53.985	85.02	1.019		09:09:40.676
6 -	28.397	113.1	54.939	102.9	31.052	108.7	1:54.388	84.72	1.422		09:11:35.064
7 -	28.146	115.3	54.139	103.7	31.155	107.3	1:53.440 (3)	85.43	0.474		09:13:28.504
8 -	28.132	115.3	54.586	103.5	IN PIT		1:59.529 P	81.07	6.563		09:15:28.033
9 -	OUTLAP	112.2	55.214	101.6	31.522	106.3	2:46.833	58.08	53.867		09:18:14.866
10 -	28.445	112.4	54.010	102.9	31.264	107.7	1:53.719	85.22	0.753		09:20:08.585
11 -	28.352	112.9	54.252	102.2	31.114	107.8	1:53.718	85.22	0.752		09:22:02.303
12 -	28.093	114.1	53.964	103.0	30.909	107.8	1:52.966 (1)	85.78			09:23:55.269
13 -	28.261	113.3	53.662	102.6	31.357	107.2	1:53.280 (2)	85.55	0.314		09:25:48.549

P22 74 M3 Joe THOMPSON		Repli-Cast - Repli-Cast UK									
IDEAL LAP TIME : 1:53.393		BEST LAP TIME : 1:53.560		DIFFERENCE : 0.167							
LAP	SECTOR 1	SECTOR 2	SECTOR 3	LAP TIME	MPH	DIFF	TIME OF DAY				
1 -	OUTLAP	109.6	1:00.022	102.4	IN PIT			P			09:02:11.985
2 -	OUTLAP	108.0	56.132	101.3	31.968	106.0	3:34.143	45.25	1:40.583		09:05:46.128
3 -	28.506	111.2	55.214	102.4	31.286	104.8	1:55.006	84.26	1.446		09:07:41.134
4 -	28.517	112.4	54.791	101.8	31.607	105.3	1:54.915	84.33	1.355		09:09:36.049
5 -	30.715	82.6	56.437	100.9	31.240	105.8	1:58.392	81.85	4.832		09:11:34.441
6 -	28.440	113.3	54.237	101.6	31.186	105.1	1:53.863 (2)	85.11	0.303		09:13:28.304
7 -	28.271	111.6	54.571	100.7	31.336	105.6	1:54.178	84.87	0.618		09:15:22.482
8 -	28.406	111.6	54.066	100.7	31.454	105.1	1:53.926 (3)	85.06	0.366		09:17:16.408
9 -	31.289	83.5	1:00.660	98.8	31.691	105.3	2:03.640	78.38	10.080		09:19:20.048
10 -	28.431	110.5	54.682	100.3	31.996	104.2	1:55.109	84.19	1.549		09:21:15.157
11 -	28.438	111.1	54.000	101.6	31.122	105.0	1:53.560 (1)	85.34			09:23:08.717
12 -	28.746	109.8	54.260	101.6	31.644	104.5	1:54.650	84.52	1.090		09:25:03.367

P23 90 Greg GREENWOOD		Luyten Honda - FPW Racing									
IDEAL LAP TIME : 1:53.438		BEST LAP TIME : 1:53.628		DIFFERENCE : 0.190							
LAP	SECTOR 1	SECTOR 2	SECTOR 3	LAP TIME	MPH	DIFF	TIME OF DAY				
1 -	OUTLAP	112.7	59.424	101.0	31.835	105.8					09:02:04.426

Weather / Track : Sunny / Dry

Oulton Park International
 Circuit Length = 2.6920 miles
 Start: 09:00 Flag 09:25 End: 09:27

MCRCB BULLETIN TK063

2014 MCE British Superbike Championship - Round 7

2014 Motul British Motostar Championship

QUALIFYING 1 - SECTOR ANALYSIS

SECTOR 1 = FL to I1, SECTOR 2 = I1 to I2, SECTOR 3 = I2 to FL, DIFF = Difference To Personal Best Lap

2 -	28.753	112.0	56.592	100.6	31.583	106.3	1:56.928	82.88	3.300	09:04:01.354
3 -	28.904	112.7	56.384	99.2	31.504	104.3	1:56.792	82.97	3.164	09:05:58.146
4 -	28.639	110.5	55.750	99.8	31.651	104.6	1:56.040	83.51	2.412	09:07:54.186
5 -	28.575	111.4	55.431	99.7	31.737	104.2	1:55.743	83.73	2.115	09:09:49.929
6 -	28.499	110.9	58.968	99.1	31.443	105.6	1:58.910	81.50	5.282	09:11:48.839
7 -	28.226	112.0	54.451	100.9	30.951	105.0	1:53.628 (1)	85.28		09:13:42.467
8 -	28.622	109.8	55.060	100.3	31.194	105.8	1:54.876	84.36	1.248	09:15:37.343
9 -	28.754	111.6	55.296	99.8	31.397	106.1	1:55.447	83.94	1.819	09:17:32.790
10 -	28.555	112.5	55.223	100.4	31.197	106.1	1:54.975	84.29	1.347	09:19:27.765
11 -	28.383	111.2	56.842	100.0	31.324	105.0	1:56.549	83.15	2.921	09:21:24.314
12 -	28.497	111.6	54.261	100.9	31.116	105.0	1:53.874 (2)	85.10	0.246	09:23:18.188
13 -	28.405	110.9	55.123	100.9	31.209	107.5	1:54.737 (3)	84.46	1.109	09:25:12.925

P24 44	Jake BAYFORD	Honda - Intek Adhesives by SGR Racing	
IDEAL LAP TIME : 1:54.670	BEST LAP TIME : 1:54.670	DIFFERENCE : 0.000	

LAP	SECTOR 1	SECTOR 2	SECTOR 3	LAP TIME	MPH	DIFF	TIME OF DAY			
1 -	OUTLAP	105.6	58.501	100.3	32.131	104.5	09:02:05.899			
2 -	29.203	112.0	56.901	99.1	32.104	103.8	1:58.208	81.98	3.538	09:04:04.107
3 -	29.112	107.2	55.592	99.2	32.141	102.2	1:56.845	82.94	2.175	09:06:00.952
4 -	28.868	107.0	55.698	98.5	31.862	102.6	1:56.428	83.23	1.758	09:07:57.380
5 -	28.677	107.8	55.213	97.8	32.293	102.2	1:56.183	83.41	1.513	09:09:53.563
6 -	28.901	107.2	55.175	100.1	31.877	102.6	1:55.953	83.57	1.283	09:11:49.516
7 -	28.691	107.8	55.467	97.8	31.915	101.5	1:56.073	83.49	1.403	09:13:45.589
8 -	29.132	104.5	55.649	98.1	32.318	103.5	1:57.099	82.76	2.429	09:15:42.688
9 -	28.674	108.0	54.771	98.1	32.040	102.2	1:55.485 (3)	83.91	0.815	09:17:38.173
10 -	28.523	108.2	55.274	98.6	31.784	103.5	1:55.581	83.84	0.911	09:19:33.754
11 -	28.459	107.8	54.653	98.9	31.558	101.8	1:54.670 (1)	84.51		09:21:28.424
12 -	28.672	107.3	54.870	98.3	31.790	102.2	1:55.332 (2)	84.02	0.662	09:23:23.756
13 -	28.694	106.6	58.975	98.5	32.420	102.7	2:00.089	80.70	5.419	09:25:23.845

P25 4	Louis VALLELEY	KTM - Century 21 /Cresswell Racing	
IDEAL LAP TIME : 1:55.117	BEST LAP TIME : 1:55.773	DIFFERENCE : 0.656	

LAP	SECTOR 1	SECTOR 2	SECTOR 3	LAP TIME	MPH	DIFF	TIME OF DAY			
1 -	OUTLAP	107.8	58.258	98.8	32.097	103.2	09:02:05.638			
2 -	29.381	108.5	55.944	98.5	31.675	103.0	1:57.000	82.83	1.227	09:04:02.638
3 -	29.172	107.0	55.008	98.3	32.005	104.0	1:56.185 (2)	83.41	0.412	09:05:58.823
4 -	28.925	106.3	55.615	99.1	31.233	103.8	1:55.773 (1)	83.70		09:07:54.596
5 -	28.975	108.4	55.398	100.3	31.872	102.4	1:56.245 (3)	83.36	0.472	09:09:50.841
6 -	28.876	106.8	55.824	99.2	31.782	102.7	1:56.482	83.20	0.709	09:11:47.323

P26 54	Bryn OWEN	Honda - Bryn Taff Racing	
IDEAL LAP TIME : 1:55.871	BEST LAP TIME : 1:56.096	DIFFERENCE : 0.225	

LAP	SECTOR 1	SECTOR 2	SECTOR 3	LAP TIME	MPH	DIFF	TIME OF DAY			
1 -	OUTLAP	102.6	1:13.508	77.3	IN PIT		P	09:02:47.549		
2 -	OUTLAP	104.6	59.571	96.4	33.293	99.4	3:22.275	47.91	1:26.179	09:06:09.824
3 -	29.621	106.5	57.584	95.7	32.782	99.8	1:59.987	80.76	3.891	09:08:09.811
4 -	29.247	107.2	56.416	96.0	32.872	100.4	1:58.535	81.75	2.439	09:10:08.346
5 -	28.997	106.8	56.156	95.7	32.519	99.8	1:57.672	82.35	1.576	09:12:06.018
6 -	29.251	106.3	56.220	96.0	32.458	100.1	1:57.929	82.17	1.833	09:14:03.947
7 -	29.184	106.5	55.984	95.7	32.277	100.3	1:57.445	82.51	1.349	09:16:01.392
8 -	28.781	108.0	55.457	95.8	32.234	100.4	1:56.472 (2)	83.20	0.376	09:17:57.864
9 -	28.934	106.1	55.657	95.8	32.191	100.9	1:56.782 (3)	82.98	0.686	09:19:54.646
10 -	29.767	102.7	58.682	94.7	32.631	99.8	2:01.080	80.04	4.984	09:21:55.726
11 -	29.006	106.3	55.374	96.4	31.716	100.9	1:56.096 (1)	83.47		09:23:51.822
12 -	29.261	105.0	55.716	95.8	32.433	100.9	1:57.410	82.54	1.314	09:25:49.232

P27 35	Elliot LODGE	Honda - SP125 /Spike Racing	
IDEAL LAP TIME : 1:56.442	BEST LAP TIME : 1:56.442	DIFFERENCE : 0.000	

LAP	SECTOR 1	SECTOR 2	SECTOR 3	LAP TIME	MPH	DIFF	TIME OF DAY	
1 -	OUTLAP	79.7	1:04.060	75.4	IN PIT		P	09:02:51.283

MCRCB BULLETIN TK063

2014 MCE British Superbike Championship - Round 7

2014 Motul British Motostar Championship

QUALIFYING 1 - SECTOR ANALYSIS

SECTOR 1 = FL to I1, SECTOR 2 = I1 to I2, SECTOR 3 = I2 to FL, DIFF = Difference To Personal Best Lap

2 -	OUTLAP	99.8	57.921	89.7	IN PIT		5:04.544	P	31.82	3:08.102	09:07:55.827
3 -	OUTLAP	101.5	56.860	90.9	32.966	94.9	4:26.645		36.34	2:30.203	09:12:22.472
4 -	30.012	98.9	56.953	90.9	IN PIT		2:04.645	P	77.75	8.203	09:14:27.117
5 -	OUTLAP	98.5	56.653	92.5	32.258	97.5	4:45.436		33.95	2:48.994	09:19:12.553
6 -	29.331	101.2	55.564	92.3	31.989	98.9	1:56.884	(2)	82.91	0.442	09:21:09.437
7 -	28.999	103.5	55.507	92.8	31.936	99.5	1:56.442	(1)	83.22		09:23:05.879

P28	7	Jamie ASHBY				Honda - JPA Racing /SP125					
IDEAL LAP TIME : 1:57.227		BEST LAP TIME : 1:57.648				DIFFERENCE : 0.421					

LAP		SECTOR 1	SECTOR 2	SECTOR 3	LAP TIME	MPH	DIFF	TIME OF DAY			
1 -	OUTLAP	105.8	1:00.433	98.3	33.630	101.2		09:02:37.726			
2 -	31.072	106.1	58.138	97.9	32.857	101.0	2:02.067	79.39	4.419	09:04:39.793	
3 -	30.616	106.8	57.937	97.8	32.438	102.1	2:00.991	80.09	3.343	09:06:40.784	
4 -	30.104	107.3	56.852	98.2	32.439	101.9	1:59.395	81.17	1.747	09:08:40.179	
5 -	30.030	107.2	56.814	98.2	32.324	101.5	1:59.168	81.32	1.520	09:10:39.347	
6 -	29.675	107.3	56.521	98.2	32.100	101.5	1:58.296	81.92	0.648	09:12:37.643	
7 -	29.961	107.8	56.479	98.3	32.062	101.9	1:58.502	81.78	0.854	09:14:36.145	
8 -	29.441	108.2	56.664	98.3	32.285	101.2	1:58.390	81.85	0.742	09:16:34.535	
9 -	29.744	109.8	56.173	98.5	32.097	101.8	1:58.014	82.11	0.366	09:18:32.549	
10 -	29.390	107.7	56.437	99.1	32.167	104.6	1:57.994	(3)	82.13	0.346	09:20:30.543
11 -	29.408	108.4	55.911	98.8	32.329	100.7	1:57.648	(1)	82.37		09:22:28.191
12 -	29.434	107.2	56.447	99.1	31.926	101.9	1:57.807	(2)	82.26	0.159	09:24:25.998
13 -	29.928	106.3	56.990	98.2	32.687	101.8	1:59.605	81.02	1.957	09:26:25.603	

MCRCB BULLETIN TK064**2014 MCE British Superbike Championship - Round 7****2014 Motul British Motostar Championship****QUALIFYING 1 - BEST SPEEDS**

SECTOR 1				SECTOR 2			FINISH LINE		
POS	NO	NAME	MPH	NO	NAME	MPH	NO	NAME	MPH
1	69	Tom BOOTH-AMOS	119.8	66	Joe IRVING	108.7	66	Joe IRVING	113.5
2	66	Joe IRVING	118.7	42	James HOBSON	108.0	42	James HOBSON	113.3
3	34	Jordan WEAVING	118.5	69	Tom BOOTH-AMOS	107.0	69	Tom BOOTH-AMOS	110.3
4	28	James HOBSON	117.7	28	Bradley RAY	106.5	34	Jordan WEAVING	110.0
5	42	Bradley RAY	116.7	34	Jordan WEAVING	106.1	28	Bradley RAY	109.8
6	36	Jayson URIBE	116.3	72	Alex PERSSON	105.3	36	Jayson URIBE	109.2
7	72	Alex PERSSON	115.9	25	Mke BROUWERS	104.8	72	Alex PERSSON	109.1
8	79	Chris TAYLOR	115.9	36	Jayson URIBE	104.5	79	Chris TAYLOR	109.1
9	13	Sam BURMAN	115.3	65	Josh OWENS	104.5	13	Sam BURMAN	108.7
10	86	Charlie NESBITT	114.9	79	Chris TAYLOR	104.5	142	Brian SLOOTEN	108.2
11	84	Daniel HERMANSSON	114.5	86	Charlie NESBITT	103.8	47	Jake ARCHER	107.7
12	142	Brian SLOOTEN	114.3	13	Sam BURMAN	103.7	62	Vasco van der VALK	107.5
13	62	Vasco van der VALK	114.1	142	Brian SLOOTEN	103.7	90	Greg GREENWOOD	107.5
14	65	Josh OWENS	113.9	12	Edward RENDELL	103.5	25	Mke BROUWERS	107.3
15	25	Mke BROUWERS	113.5	16	Tomás DE VRIES	102.9	65	Josh OWENS	107.3
16	6	Taz TAYLOR	113.3	62	Vasco van der VALK	102.6	86	Charlie NESBITT	107.0
17	74	Joe THOMPSON	113.3	64	Asher DURHAM	102.6	64	Asher DURHAM	106.8
18	12	Edward RENDELL	113.1	74	Joe THOMPSON	102.4	84	Daniel HERMANSSON	106.8
19	90	Greg GREENWOOD	112.7	47	Jake ARCHER	102.2	12	Edward RENDELL	106.5
20	16	Tomás DE VRIES	112.5	84	Daniel HERMANSSON	101.9	16	Tomás DE VRIES	106.5
21	47	Jake ARCHER	112.5	90	Greg GREENWOOD	101.0	74	Joe THOMPSON	106.0
22	64	Asher DURHAM	112.4	4	Louis VALLELEY	100.3	7	Jamie ASHBY	104.6
23	44	Jake BAYFORD	112.0	44	Jake BAYFORD	100.3	44	Jake BAYFORD	104.5
24	82	Jon VINCENT	111.6	71	Zak CORDEROY	100.3	4	Louis VALLELEY	104.0
25	7	Jamie ASHBY	109.8	6	Taz TAYLOR	99.5	82	Jon VINCENT	103.5
26	71	Zak CORDEROY	109.8	82	Jon VINCENT	99.5	71	Zak CORDEROY	102.4
27	4	Louis VALLELEY	108.5	7	Jamie ASHBY	99.1	54	Bryn OWEN	100.9
28	54	Bryn OWEN	108.0	54	Bryn OWEN	96.4	35	Elliot LODGE	99.5
29	35	Elliot LODGE	103.5	35	Elliot LODGE	92.8			

Weather / Track : Sunny / Dry

Results can be found at www.tsl-timing.comOulton Park International
Circuit Length = 2.6920 miles
Start: 09:00 Flag 09:25 End: 09:27

Printed - 09:29 Saturday, 09 August 2014

MCRCB BULLETIN TK065

2014 MCE British Superbike Championship - Round 7

2014 Motul British Motostar Championship

QUALIFYING 1 - BEST SECTORS

SECTOR 1			SECTOR 2			SECTOR 3			IDEAL / BEST COMPARISON						
POS	NO	NAME	TIME	NO	NAME	TIME	NO	NAME	TIME	POS	NO	NAME	IDEAL	BEST	DIFF
1	28	RAY	26.371	28	RAY	50.072	34	WEAVING	29.193				PERFECT LAP	1:45.636	
2	34	WEAVING	26.476	66	IRVING	50.483	66	IRVING	29.311	1	28	RAY	1:45.794	1:45.942	0.148
3	66	IRVING	26.514	34	WEAVING	50.568	28	RAY	29.351	2	34	WEAVING	1:46.237	1:46.424	0.187
4	69	BOOTH-AMDS	26.683	36	URIBE	50.606	36	URIBE	29.422	3	66	IRVING	1:46.308	1:46.426	0.118
5	36	URIBE	26.819	12	RENDELL	50.955	69	BOOTH-AMDS	29.690	4	36	URIBE	1:46.847	1:47.238	0.391
6	12	RENDELL	26.927	69	BOOTH-AMDS	51.212	12	RENDELL	29.809	5	69	BOOTH-AMDS	1:47.585	1:48.601	1.016
7	25	BROUWERS	27.125	86	NESBITT	51.413	25	BROUWERS	29.891	6	12	RENDELL	1:47.691	1:47.838	0.147
8	42	HOBSON	27.245	72	PERSSON	51.660	86	NESBITT	29.965	7	86	NESBITT	1:48.731	1:48.975	0.244
9	79	TAYLOR	27.278	65	OWENS	51.776	72	PERSSON	30.054	8	25	BROUWERS	1:49.030	1:49.260	0.230
10	86	NESBITT	27.353	25	BROUWERS	52.014	42	HOBSON	30.063	9	72	PERSSON	1:49.193	1:49.201	0.008
11	65	OWENS	27.459	42	HOBSON	52.052	65	OWENS	30.138	10	42	HOBSON	1:49.360	1:49.517	0.157
12	72	PERSSON	27.479	142	SLOOTEN	52.512	79	TAYLOR	30.209	11	65	OWENS	1:49.373	1:49.469	0.096
13	142	SLOOTEN	27.675	79	TAYLOR	52.646	142	SLOOTEN	30.355	12	79	TAYLOR	1:50.133	1:50.503	0.370
14	62	VALK	27.679	64	DURHAM	52.852	84	HERMANSSON	30.562	13	142	SLOOTEN	1:50.542	1:50.720	0.178
15	71	CORDEROY	27.778	71	CORDEROY	52.874	64	DURHAM	30.685	14	64	DURHAM	1:51.336	1:51.692	0.356
16	64	DURHAM	27.799	62	VALK	53.228	47	ARCHER	30.732	15	71	CORDEROY	1:51.473	1:51.608	0.135
17	84	HERMANSSON	27.831	47	ARCHER	53.329	62	VALK	30.775	16	62	VALK	1:51.682	1:52.286	0.604
18	47	ARCHER	27.869	16	DE VRIES	53.590	82	VINCENT	30.802	17	47	ARCHER	1:51.930	1:52.325	0.395
19	16	DE VRIES	28.069	82	VINCENT	53.608	71	CORDEROY	30.821	18	84	HERMANSSON	1:52.070	1:52.535	0.465
20	13	BURMAN	28.093	13	BURMAN	53.662	16	DE VRIES	30.883	19	16	DE VRIES	1:52.542	1:52.911	0.369
21	82	VINCENT	28.154	84	HERMANSSON	53.677	13	BURMAN	30.909	20	82	VINCENT	1:52.564	1:52.639	0.075
22	90	GREENWOOD	28.226	74	THOMPSON	54.000	90	GREENWOOD	30.951	21	13	BURMAN	1:52.664	1:52.966	0.302
23	74	THOMPSON	28.271	90	GREENWOOD	54.261	74	THOMPSON	31.122	22	74	THOMPSON	1:53.393	1:53.560	0.167
24	44	BAYFORD	28.459	44	BAYFORD	54.653	4	VALLELEY	31.233	23	90	GREENWOOD	1:53.438	1:53.628	0.190
25	54	OWEN	28.781	4	VALLELEY	55.008	44	BAYFORD	31.558	24	44	BAYFORD	1:54.670	1:54.670	0.000
26	4	VALLELEY	28.876	54	OWEN	55.374	54	OWEN	31.716	25	4	VALLELEY	1:55.117	1:55.773	0.656
27	35	LODGE	28.999	35	LODGE	55.507	7	ASHBY	31.926	26	54	OWEN	1:55.871	1:56.096	0.225
28	7	ASHBY	29.390	6	TAYLOR	55.521	35	LODGE	31.936	27	35	LODGE	1:56.442	1:56.442	0.000
29				7	ASHBY	55.911				28	7	ASHBY	1:57.227	1:57.648	0.421

Weather / Track : Sunny / Dry

Results can be found at www.tsl-timing.com

Oulton Park International
 Circuit Length = 2.6920 miles
 Start: 09:00 Flag 09:25 End: 09:27

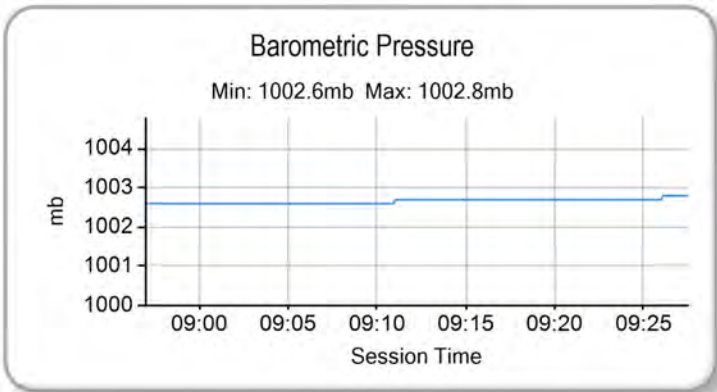
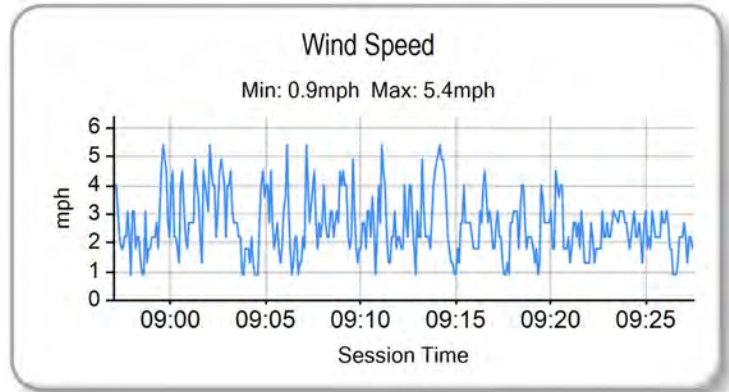
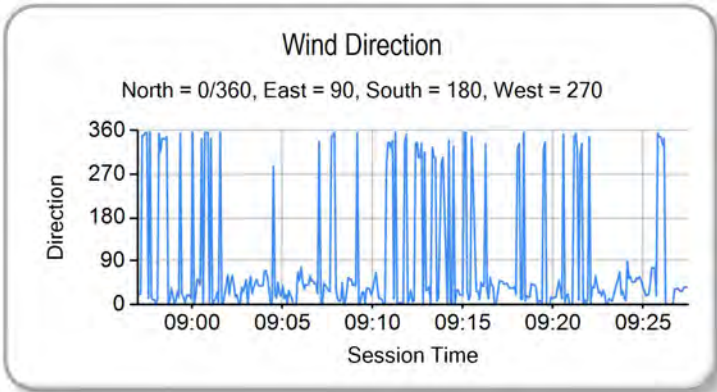
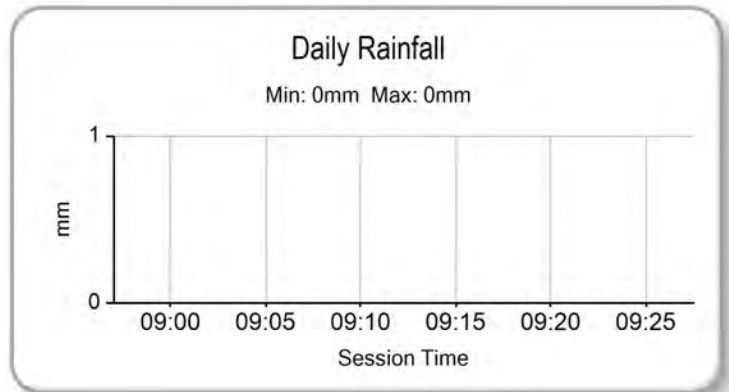
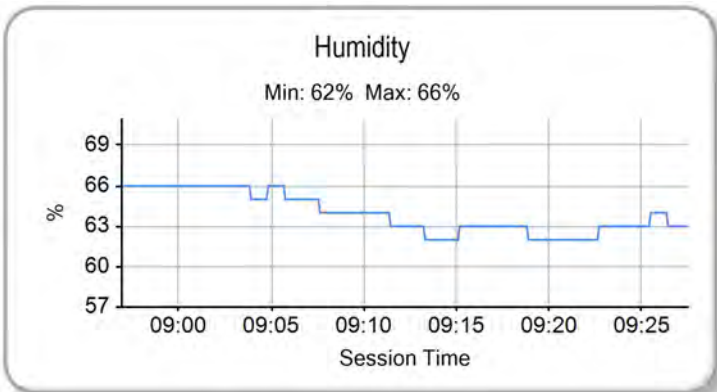
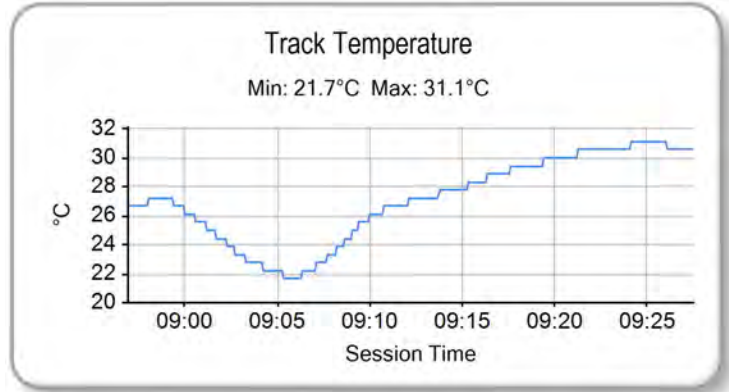
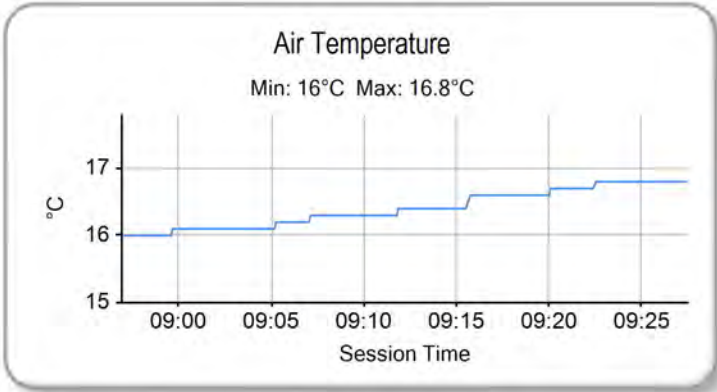
Printed - 09:29 Saturday, 09 August 2014

MCRCB BULLETIN TK066

2014 MCE British Superbike Championship - Round 7

2014 Motul British Motostar Championship

QUALIFYING 1 - WEATHER CONDITIONS



Weather / Track : Sunny / Dry

Results can be found at www.tsl-timing.com

Oulton Park International
Circuit Length = 2.6920 miles
Start: 09:00 Flag 09:25 End: 09:27

Printed - 09:30 Saturday, 09 August 2014



POS	NO	CL	PIC NAME	ENTRY	FIRST		SECOND		GAP	DIFF
					TIME	LAPS	TIME	LAPS		
1	28		1 Bradley RAY	EE125 - FAB-Racing	1:45.942	12	1:44.998	11		
2	66	MB	1 Joe IRVING	KTM- Redline KTM	1:46.426	12	1:45.915	13	0.917	0.917
3	34	MB	2 Jordan WEAVING	KTM- Jordan Racing /Burkert	1:46.424	14	1:46.889	14	1.426	0.509
4	36	MB	3 Jayson URIBE	Honda - FPW Racing /RSR	1:47.238	13	1:47.326	13	2.240	0.814
5	6		2 Taz TAYLOR	Luyten Honda - FPW Racing /Hookless Holidays		0	1:47.343	13	2.345	0.105
6	12		3 Edward RENDELL	Honda - Banks Racing	1:47.838	14	1:47.418	13	2.420	0.075
7	69		4 Tom BOOTH-AMOS	Honda - RS Racing	1:48.601	10	1:47.530	13	2.532	0.112
8	86	MB	4 Charlie NESBITT	Repli-Cast - Repli-CastUK	1:48.975	10	1:48.912	14	3.914	1.382
9	25	MB	5 Mike BROUWERS	Honda - Joma /Brouwers Racing Team	1:49.260	14	1:48.920	13	3.922	0.008
10	72		5 Alex PERSSON	Honda - PWR /Nordgren Racing	1:49.201	13	1:48.998	11	4.000	0.078
11	65		6 Josh OWENS	Honda - RCD Mbtorsport	1:49.469	13	1:51.014	8	4.471	0.471
12	42	MB	6 James HOBSON	Honda - Two 4 Mbtorsport with RS Racing	1:49.517	14	1:49.808	13	4.519	0.048
13	142	MB	7 Brian SLOOTEN	Honda - Bakker Frames Holland	1:50.720	14	1:50.116	14	5.118	0.599
14	79	MB	8 Chris TAYLOR	Honda - Elevator Saddles & Bridles	1:50.503	4	1:50.303	13	5.305	0.187
15	71		7 Zak CORDEROY	Honda - Zax Corderoy Racing	1:51.608	12	1:50.521	12	5.523	0.218
16	62	MB	9 Vasco van der VALK	Honda - Vazco62.nl /Banks Racing	1:52.286	13	1:51.043	14	6.045	0.522
17	64		8 Asher DURHAM	Honda - SP125Racing.com	1:51.692	13	1:51.283	14	6.285	0.240
18	47		9 Jake ARCHER	Honda - Jake Archer Racing	1:52.325	13	1:51.704	14	6.706	0.421
19	35		10 Elliot LODGE	Honda - SP125 /Spike Racing	1:56.442	7	1:51.737	11	6.739	0.033
20	13	MB	10 Sam BURMAN	Honda - WNT /Buman Racing	1:52.966	13	1:51.908	14	6.910	0.171
21	84		11 Daniel HERMANSSON	TSR Luyten - FPW Racing	1:52.535	12	1:52.236	9	7.238	0.328
22	74	MB	11 Joe THOMPSON	Repli-Cast - Repli-CastUK	1:53.560	12	1:52.356	13	7.358	0.120
23	16	MB	12 Tomás DE VRIES	Honda - DAT Racing	1:52.911	14	1:52.466	11	7.468	0.110
24	82		12 Jon VINCENT	Honda - Mbilly /JVR Racing	1:52.639	11	1:53.064	11	7.641	0.173
25	90		13 Greg GREENWOOD	Luyten Honda - FPW Racing	1:53.628	13	1:53.294	13	8.296	0.655
26	4		14 Louis VALLELEY	KTM- Century 21 /Cresswell Racing	1:55.773	6	1:54.093	11	9.095	0.799
27	44		15 Jake BAYFORD	Honda - SGR Racing	1:54.670	13	1:54.093	13	9.095	0.000
28	54		16 Bryn OWEN	Honda - Bryn Taff Racing	1:56.096	12	1:54.761	13	9.763	0.668
29	7		17 Jamie ASHBY	Honda - JPA Racing /SP125	1:57.648	13	1:57.937	13	12.650	2.887

Weather / Track : Bright / Dry

These results are provisional until the conclusion of any judicial and technical matters.

Oulton Park International

Circuit Length = 2.6920 miles

Start: 14:30 Flag 14:55 End: 14:57

Race Director :	Stewards :	Timekeeper :
-----------------	------------	--------------

Results can be found at www.britishsuperbike.com

Printed - 15:00 Saturday, 09 August 2014





POS	NO	CL	PIC NAME	ENTRY	TIME	ON	LAPS	GAP	DIFF	MPH
1	28		1 Bradley RAY	EE125 - FAB-Racing	1:44.998	8	11			92.29
2	66	MB	1 Joe IRVING	KTM- Redline KTM	1:45.915	7	13	0.917	0.917	91.50
3	34	MB	2 Jordan WEAVING	KTM- Jordan Racing /Burkert	1:46.889	9	14	1.891	0.974	90.66
4	36	MB	3 Jayson URIBE	Honda - FPW Racing /RSR	1:47.326	11	13	2.328	0.437	90.29
5	6		2 Taz TAYLOR	Luyten Honda - FPW Racing /Hookless Holidays	1:47.343	11	13	2.345	0.017	90.28
6	12		3 Edward RENDELL	Honda - Banks Racing	1:47.418	11	13	2.420	0.075	90.22
7	69		4 Tom BOOTH-AMOS	Honda - RS Racing	1:47.530	12	13	2.532	0.112	90.12
8	86	MB	4 Charlie NESBITT	Repli-Cast - Repli-CastUK	1:48.912	11	14	3.914	1.382	88.98
9	25	MB	5 Mike BROUWERS	Honda - Joma /Brouwers Racing Team	1:48.920	13	13	3.922	0.008	88.97
10	72		5 Alex PERSSON	Honda - PWR /Nordgren Racing	1:48.998	9	11	4.000	0.078	88.91
11	42	MB	6 James HOBSON	Honda - Two 4 Motorsport with RS Racing	1:49.808	13	13	4.810	0.810	88.25
12	142	MB	7 Brian SLOOTEN	Honda - Bakker Frames Holland	1:50.116	6	14	5.118	0.308	88.00
13	79	MB	8 Chris TAYLOR	Honda - Elevator Saddles & Bridles	1:50.303	6	13	5.305	0.187	87.86
14	71		6 Zak CORDEROY	Honda - Zak Corderoy Racing	1:50.521	6	12	5.523	0.218	87.68
15	65		7 Josh OWENS	Honda - RCD Motorsport	1:51.014	7	8	6.016	0.493	87.29
16	62	MB	9 Vasco van der VALK	Honda - Vazco62.nl /Banks Racing	1:51.043	12	14	6.045	0.029	87.27
17	64		8 Asher DURHAM	Honda - SP125Racing.com	1:51.283	13	14	6.285	0.240	87.08
18	47		9 Jake ARCHER	Honda - Jake Archer Racing	1:51.704	11	14	6.706	0.421	86.75
19	35		10 Elliot LODGE	Honda - SP125 /Spike Racing	1:51.737	5	11	6.739	0.033	86.73
20	13	MB	10 Sam BURMAN	Honda - WNT /Burman Racing	1:51.908	7	14	6.910	0.171	86.60
21	84		11 Daniel HERMANSSON	TSR Luyten - FPW Racing	1:52.236	4	9	7.238	0.328	86.34
22	74	MB	11 Joe THOMPSON	Repli-Cast - Repli-CastUK	1:52.356	13	13	7.358	0.120	86.25
23	16	MB	12 Tomás DE VRIES	Honda - DAT Racing	1:52.466	10	11	7.468	0.110	86.17
24	82		12 Jon VINCENT	Honda - Mbly /JVR Racing	1:53.064	5	11	8.066	0.598	85.71
25	90		13 Greg GREENWOOD	Luyten Honda - FPW Racing	1:53.294	8	13	8.296	0.230	85.54
26	4		14 Louis VALLELEY	KTM- Century 21 /Cresswell Racing	1:54.093	6	11	9.095	0.799	84.94
27	44		15 Jake BAYFORD	Honda - SGR Racing	1:54.093	13	13	9.095	0.000	84.94
28	54		16 Bryn OWEN	Honda - Bryn Taff Racing	1:54.761	9	13	9.763	0.668	84.44

QUALIFYING LAPTIME (110.0% of 1:44.998) = 1:55.497

29	7		17 Jamie ASHBY	Honda - JPA Racing /SP125	1:57.937	13	13	12.939	3.176	82.17
----	---	--	----------------	---------------------------	----------	----	----	--------	-------	-------

Weather / Track : Bright / Dry

These results are provisional until the conclusion of any judicial and technical matters.

Oulton Park International

Circuit Length = 2.6920 miles

Start: 14:30 Flag 14:55 End: 14:57

Race Director :	Stewards :	Timekeeper :
-----------------	------------	--------------

Results can be found at www.britishsuperbike.com

Printed - 14:57 Saturday, 09 August 2014



MCRCB BULLETIN TK119

2014 MCE British Superbike Championship - Round 7

2014 Motul British Motostar Championship

QUALIFYING 2 - SECTOR ANALYSIS

SECTOR 1 = FL to I1, SECTOR 2 = I1 to I2, SECTOR 3 = I2 to FL, DIFF = Difference To Personal Best Lap

P1 28		Bradley RAY					EE125 - FAB-Racing			
IDEAL LAP TIME : 1:44.776		BEST LAP TIME : 1:44.998					DIFFERENCE : 0.222			
LAP	SECTOR 1	SECTOR 2		SECTOR 3		LAP TIME	MPH	DIFF	TIME OF DAY	
1 -	OUTLAP	97.2	58.647	82.4	33.342	95.8			14:32:17.012	
2 -	29.035	102.2	57.939	94.3	32.446	96.2	1:59.420	81.15	14:34:16.432	
3 -	29.055	102.9	54.742	95.3	31.772	101.0	1:55.569	83.85	14:36:12.001	
4 -	28.677	104.0	52.891	99.8	IN PIT		1:59.060 P	81.39	14:38:11.061	
5 -	OUTLAP	116.5	50.414	108.0	28.996	113.5	4:45.958	33.89	3:00.960	14:42:57.019
6 -	26.334	120.2	50.848	107.0	29.013	110.9	1:46.195 (2)	91.25	1.197	14:44:43.214
7 -	26.034	119.1	54.281	101.3	29.581	110.9	1:49.896 (3)	88.18	4.898	14:46:33.110
8 -	26.065	118.7	49.746	107.0	29.187	108.7	1:44.998 (1)	92.29		14:48:18.108
9 -	27.926	106.1	52.518	105.5	IN PIT		1:56.437 P	83.23	11.439	14:50:14.545
10 -	OUTLAP	115.9	50.681	106.1	29.186	109.4	3:07.384	51.71	1:22.386	14:53:21.929
11 -	27.381	115.5	51.529	107.2	IN PIT		1:54.980 P	84.28	9.982	14:55:16.909

P2 66 M3		Joe IRVING					KTM - Redline KTM			
IDEAL LAP TIME : 1:45.675		BEST LAP TIME : 1:45.915					DIFFERENCE : 0.240			
LAP	SECTOR 1	SECTOR 2		SECTOR 3		LAP TIME	MPH	DIFF	TIME OF DAY	
1 -	OUTLAP	117.5	53.421	105.1	29.797	111.1			14:31:57.555	
2 -	26.961	118.3	50.544	107.7	29.110	112.2	1:46.615 (2)	90.89	0.700	14:33:44.170
3 -	26.857	117.3	51.465	107.0	29.183	111.8	1:47.505	90.14	1.590	14:35:31.675
4 -	29.622	105.3	57.878	100.6	IN PIT		2:06.050 P	76.88	20.135	14:37:37.725
5 -	OUTLAP	102.4	1:04.662	106.1	29.909	111.6	4:01.325	40.15	2:15.410	14:41:39.050
6 -	26.688	118.3	50.603	107.8	29.461	111.8	1:46.752 (3)	90.78	0.837	14:43:25.802
7 -	26.423	118.9	50.345	108.4	29.147	112.5	1:45.915 (1)	91.50		14:45:11.717
8 -	26.220	118.9	57.871	100.4	30.479	111.6	1:54.570	84.58	8.655	14:47:06.287
9 -	26.479	117.7	50.953	107.8	29.331	111.8	1:46.763	90.77	0.848	14:48:53.050
10 -	26.374	118.7	50.998	107.3	29.475	111.4	1:46.847	90.70	0.932	14:50:39.897
11 -	26.943	113.5	52.423	102.9	30.454	111.2	1:49.820	88.24	3.905	14:52:29.717
12 -	26.592	117.3	52.375	106.8	29.717	111.6	1:48.684	89.16	2.769	14:54:18.401
13 -	26.524	118.3	52.717	100.1	31.633	103.8	1:50.874	87.40	4.959	14:56:09.275

P3 34 M3		Jordan WEAVING					KTM - Jordan Racing /Burkert			
IDEAL LAP TIME : 1:46.647		BEST LAP TIME : 1:46.889					DIFFERENCE : 0.242			
LAP	SECTOR 1	SECTOR 2		SECTOR 3		LAP TIME	MPH	DIFF	TIME OF DAY	
1 -	OUTLAP	98.2	56.027	100.6	31.290	107.8			14:32:09.825	
2 -	27.492	114.7	51.565	107.0	30.026	109.6	1:49.083	88.84	2.194	14:33:58.908
3 -	26.850	116.3	51.888	106.1	29.603	111.6	1:48.341	89.45	1.452	14:35:47.249
4 -	26.930	117.3	51.872	105.6	29.470	110.5	1:48.272	89.50	1.383	14:37:35.521
5 -	26.938	116.1	53.731	100.4	31.041	108.2	1:51.710	86.75	4.821	14:39:27.231
6 -	27.197	112.9	52.159	103.2	IN PIT		1:56.345 P	83.29	9.456	14:41:23.576
7 -	OUTLAP	112.0	51.364	104.8	29.348	109.6	2:16.480	71.00	29.591	14:43:40.056
8 -	26.823	117.1	51.014	104.6	29.345	110.0	1:47.182	90.41	0.293	14:45:27.238
9 -	26.854	115.9	50.741	106.1	29.294	109.4	1:46.889 (1)	90.66		14:47:14.127
10 -	26.654	116.7	51.038	106.5	29.478	109.2	1:47.170	90.42	0.281	14:49:01.297
11 -	26.793	117.1	50.804	106.0	29.636	108.9	1:47.233	90.37	0.344	14:50:48.530
12 -	26.727	117.3	51.064	106.1	29.265	110.1	1:47.056 (3)	90.52	0.167	14:52:35.586
13 -	26.879	116.3	51.224	108.0	29.709	110.3	1:47.812	89.89	0.923	14:54:23.398
14 -	26.779	116.5	51.016	105.1	29.252	109.8	1:47.047 (2)	90.53	0.158	14:56:10.445

P4 36 M3		Jayson URIBE					Honda - FPW Racing /RSR			
IDEAL LAP TIME : 1:47.112		BEST LAP TIME : 1:47.326					DIFFERENCE : 0.214			
LAP	SECTOR 1	SECTOR 2		SECTOR 3		LAP TIME	MPH	DIFF	TIME OF DAY	
1 -	OUTLAP	111.1	53.998	104.6	30.643	107.2			14:31:59.157	
2 -	27.229	115.5	51.264	105.0	29.726	110.3	1:48.219	89.55	0.893	14:33:47.376
3 -	27.543	115.3	52.038	104.5	29.933	108.0	1:49.514	88.49	2.188	14:35:36.890
4 -	26.965	116.3	52.120	106.0	29.868	109.1	1:48.953	88.94	1.627	14:37:25.843
5 -	27.044	114.7	51.019	104.5	29.684	108.2	1:47.747 (3)	89.94	0.421	14:39:13.590
6 -	27.137	114.7	50.888	105.0	29.839	107.0	1:47.864	89.84	0.538	14:41:01.454
7 -	27.060	113.9	52.100	104.6	29.797	106.8	1:48.957	88.94	1.631	14:42:50.411

Weather / Track : Bright / Dry

Oulton Park International
Circuit Length = 2.6920 miles
Start: 14:30 Flag 14:55 End: 14:57

MCRCB BULLETIN TK119

2014 MCE British Superbike Championship - Round 7

2014 Motul British Motostar Championship

QUALIFYING 2 - SECTOR ANALYSIS

SECTOR 1 = FL to I1, SECTOR 2 = I1 to I2, SECTOR 3 = I2 to FL, DIFF = Difference To Personal Best Lap

LAP	SECTOR 1	SECTOR 2	SECTOR 3	LAP TIME	MPH	DIFF	TIME OF DAY
8 -	27.678	108.9	1:00.329	93.7	IN PIT	2:10.056 P	74.51 22.730 14:45:00.467
9 -	OUTLAP	113.1	1:00.164	91.8	31.545 108.0	2:14.399	72.10 27.073 14:47:14.866
10 -	26.869	115.9	50.984	104.6	29.833 107.8	1:47.686 (2)	89.99 0.360 14:49:02.552
11 -	27.049	115.1	50.607	105.6	29.670 107.3	1:47.326 (1)	90.29 0.710 14:50:49.878
12 -	27.164	115.3	50.717	104.0	30.155 107.5	1:48.036	89.70 0.710 14:52:37.914
13 -	26.835	114.9	50.665	105.5	31.806 103.8	1:49.306	88.66 1.980 14:54:27.220

P5 6 Taz TAYLOR		Luyten Honda - FPW Racing /Hookless Holidays					
IDEAL LAP TIME : 1:47.005		BEST LAP TIME : 1:47.343		DIFFERENCE : 0.338			
LAP	SECTOR 1	SECTOR 2	SECTOR 3	LAP TIME	MPH	DIFF	TIME OF DAY
1 -	OUTLAP	112.2	53.922	103.4	30.419 109.4		14:31:57.677
2 -	27.316	115.9	52.037	106.0	30.233 108.4	1:49.586	88.43 2.243 14:33:47.263
3 -	27.458	111.6	54.476	98.8	IN PIT	1:58.698 P	81.64 11.355 14:35:45.961
4 -	OUTLAP	113.3	52.027	104.0	30.149 109.1	4:38.006	34.86 2:50.663 14:40:23.967
5 -	27.215	114.5	52.230	102.6	30.095 108.5	1:49.540	88.47 2.197 14:42:13.507
6 -	27.096	115.5	51.534	104.5	29.810 109.8	1:48.440	89.37 1.097 14:44:01.947
7 -	26.682	116.9	51.115	104.8	29.651 109.2	1:47.448 (2)	90.19 0.105 14:45:49.395
8 -	26.857	117.1	51.629	105.0	29.793 108.7	1:48.279	89.50 0.936 14:47:37.674
9 -	26.806	116.3	50.904	105.0	29.823 109.1	1:47.533 (3)	90.12 0.190 14:49:25.207
10 -	26.718	116.5	51.239	103.4	29.771 109.2	1:47.728	89.96 0.385 14:51:12.935
11 -	26.653	117.1	51.046	106.1	29.644 109.2	1:47.343 (1)	90.28 0.293 14:53:00.278
12 -	26.775	115.1	51.240	105.0	29.621 108.9	1:47.636	90.03 0.293 14:54:47.914
13 -	27.498	115.5	50.831	105.3	29.521 109.6	1:47.850	89.85 0.507 14:56:35.764

P6 12 Edward RENDELL		Honda - Banks Racing					
IDEAL LAP TIME : 1:47.301		BEST LAP TIME : 1:47.418		DIFFERENCE : 0.117			
LAP	SECTOR 1	SECTOR 2	SECTOR 3	LAP TIME	MPH	DIFF	TIME OF DAY
1 -	OUTLAP	109.1	54.049	100.3	30.892 104.2		14:32:31.092
2 -	27.652	111.1	52.196	101.2	30.292 104.5	1:50.140	87.99 2.722 14:34:21.232
3 -	27.419	112.4	52.589	101.3	30.032 105.8	1:50.040	88.07 2.622 14:36:11.272
4 -	27.233	112.2	51.992	101.5	30.098 104.8	1:49.323	88.64 1.905 14:38:00.595
5 -	27.011	112.0	51.438	100.9	29.955 104.6	1:48.404	89.39 0.986 14:39:48.999
6 -	26.992	111.8	51.867	101.8	IN PIT	1:54.258 P	84.81 6.840 14:41:43.257
7 -	OUTLAP	110.7	52.328	99.8	30.399 103.5	3:52.759	41.63 2:05.341 14:45:36.016
8 -	27.211	110.9	51.439	101.0	29.879 105.6	1:48.529	89.29 1.111 14:47:24.545
9 -	27.995	109.8	51.430	101.0	29.949 104.8	1:49.374	88.60 1.956 14:49:13.919
10 -	26.964	113.1	50.953	101.3	29.765 104.8	1:47.682 (2)	89.99 0.264 14:51:01.601
11 -	26.773	113.1	50.900	101.6	29.745 105.3	1:47.418 (1)	90.22 0.360 14:52:49.019
12 -	27.025	111.6	51.125	101.9	29.628 105.6	1:47.778 (3)	89.91 0.360 14:54:36.797
13 -	26.857	112.9	51.182	101.2	29.842 105.3	1:47.881	89.83 0.463 14:56:24.678

P7 69 Tom BOOTH-AMOS		Honda - RS Racing					
IDEAL LAP TIME : 1:47.331		BEST LAP TIME : 1:47.530		DIFFERENCE : 0.199			
LAP	SECTOR 1	SECTOR 2	SECTOR 3	LAP TIME	MPH	DIFF	TIME OF DAY
1 -	OUTLAP	113.9	54.552	103.4	30.642 109.4		14:31:56.806
2 -	27.743	116.1	52.392	104.6	30.003 109.2	1:50.138	87.99 2.608 14:33:46.944
3 -	27.510	115.5	52.263	105.1	29.921 109.8	1:49.694	88.34 2.164 14:35:36.638
4 -	26.949	117.3	52.237	105.3	29.854 108.9	1:49.040	88.87 1.510 14:37:25.678
5 -	28.718	113.7	53.613	97.6	IN PIT	2:00.272 P	80.57 12.742 14:39:25.950
6 -	OUTLAP	104.5	53.056	105.1	29.756 109.4	3:30.972	45.93 1:43.442 14:42:56.922
7 -	27.238	117.9	52.373	105.1	29.628 107.5	1:49.239	88.71 1.709 14:44:46.161
8 -	27.059	115.3	51.753	105.6	29.451 109.6	1:48.263	89.51 0.733 14:46:34.424
9 -	26.694	117.1	51.432	105.0	29.765 109.2	1:47.891 (3)	89.82 0.361 14:48:22.315
10 -	27.090	115.9	51.497	105.1	29.916 109.1	1:48.503	89.31 0.973 14:50:10.818
11 -	26.965	116.9	51.541	105.5	29.646 110.0	1:48.152	89.60 0.622 14:51:58.970
12 -	26.855	116.3	51.231	105.6	29.444 109.8	1:47.530 (1)	90.12 0.181 14:53:46.500
13 -	26.656	118.5	51.306	105.3	29.749 109.1	1:47.711 (2)	89.97 0.181 14:55:34.211

Weather / Track : Bright / Dry

Oulton Park International
Circuit Length = 2.6920 miles
Start: 14:30 Flag 14:55 End: 14:57

MCRCB BULLETIN TK119

2014 MCE British Superbike Championship - Round 7

2014 Motul British Motostar Championship

QUALIFYING 2 - SECTOR ANALYSIS

SECTOR 1 = FL to I1, SECTOR 2 = I1 to I2, SECTOR 3 = I2 to FL, DIFF = Difference To Personal Best Lap

P8		86 M3		Charlie NESBITT			Repli-Cast - Repli-Cast UK				
IDEAL LAP TIME : 1:48.611		BEST LAP TIME : 1:48.912			DIFFERENCE : 0.301						
LAP	SECTOR 1	SECTOR 2		SECTOR 3		LAP TIME	MPH	DIFF	TIME OF DAY		
1 -	OUTLAP	112.9	55.457	101.5	30.441	107.0			14:32:01.036		
2 -	27.766	114.3	53.683	102.7	30.555	106.1	1:52.004	86.52	3.092	14:33:53.040	
3 -	27.640	113.9	52.688	101.5	30.418	106.0	1:50.746	87.50	1.834	14:35:43.786	
4 -	27.836	113.9	52.775	102.7	IN PIT		1:59.547	P 81.06	10.635	14:37:43.333	
5 -	OUTLAP	114.3	52.148	102.6	30.301	106.0	2:07.847	75.80	18.935	14:39:51.180	
6 -	27.527	113.5	52.189	102.9	30.315	106.1	1:50.031	88.07	1.119	14:41:41.211	
7 -	27.390	114.1	52.168	103.4	30.884	105.0	1:50.442	87.75	1.530	14:43:31.653	
8 -	27.485	114.1	52.290	102.2	30.498	106.6	1:50.273	87.88	1.361	14:45:21.926	
9 -	27.541	112.7	52.299	103.4	30.282	105.5	1:50.122	88.00	1.210	14:47:12.048	
10 -	27.308	112.9	52.479	102.2	30.343	106.1	1:50.130	87.99	1.218	14:49:02.178	
11 -	27.580	112.9	51.329	103.8	30.003	106.0	1:48.912 (1)	88.98		14:50:51.090	
12 -	27.279	114.9	52.641	101.6	30.312	106.1	1:50.232	87.91	1.320	14:52:41.322	
13 -	27.444	113.5	52.344	101.2	30.201	106.6	1:49.989	(3) 88.11	1.077	14:54:31.311	
14 -	27.294	114.7	52.189	102.7	30.415	106.3	1:49.898	(2) 88.18	0.986	14:56:21.209	

P9		25 M3		Mike BROUWERS			Honda - Joma /Brouwers Racing Team				
IDEAL LAP TIME : 1:48.786		BEST LAP TIME : 1:48.920			DIFFERENCE : 0.134						
LAP	SECTOR 1	SECTOR 2		SECTOR 3		LAP TIME	MPH	DIFF	TIME OF DAY		
1 -	OUTLAP	112.2	54.234	103.5	30.792	107.8			14:31:59.450		
2 -	27.202	114.3	52.151	103.2	30.049	105.5	1:49.402	88.58	0.482	14:33:48.852	
3 -	27.177	113.1	52.549	101.8	29.864	105.8	1:49.590	88.43	0.670	14:35:38.442	
4 -	27.278	113.5	51.990	102.4	29.937	105.8	1:49.205	(2) 88.74	0.285	14:37:27.647	
5 -	27.180	112.5	52.017	102.7	30.321	105.0	1:49.518	88.49	0.598	14:39:17.165	
6 -	27.172	112.7	51.843	103.4	IN PIT		1:54.632	P 84.54	5.712	14:41:11.797	
7 -	OUTLAP	112.9	52.245	102.1	30.101	106.3	2:56.314	54.96	1:07.394	14:44:08.111	
8 -	27.276	113.7	51.984	102.1	30.066	105.8	1:49.326	88.64	0.406	14:45:57.437	
9 -	27.243	112.5	51.945	103.0	30.132	106.1	1:49.320	88.65	0.400	14:47:46.757	
10 -	27.213	113.1	53.486	80.7	31.631	106.0	1:52.330	86.27	3.410	14:49:39.087	
11 -	27.946	102.2	54.382	100.7	30.503	105.6	1:52.831	85.89	3.911	14:51:31.918	
12 -	27.265	113.1	51.992	102.7	29.979	106.0	1:49.236	(3) 88.71	0.316	14:53:21.154	
13 -	27.233	113.9	51.750	103.2	29.937	106.3	1:48.920 (1)	88.97		14:55:10.074	

P10		72		Alex PERSSON			Honda - PWR /Nordgren Racing				
IDEAL LAP TIME : 1:48.883		BEST LAP TIME : 1:48.998			DIFFERENCE : 0.115						
LAP	SECTOR 1	SECTOR 2		SECTOR 3		LAP TIME	MPH	DIFF	TIME OF DAY		
1 -	OUTLAP	112.9	1:06.291	101.6	32.123	104.6			14:32:16.944		
2 -	27.809	114.3	53.616	103.8	IN PIT		1:58.316	P 81.91	9.318	14:34:15.260	
3 -	OUTLAP	111.4	1:00.061	102.2	30.350	109.4	4:07.145	39.21	2:18.147	14:38:22.405	
4 -	27.578	114.3	52.612	105.0	30.054	108.7	1:50.244	87.90	1.246	14:40:12.649	
5 -	27.388	115.1	52.149	102.9	IN PIT		1:55.133	P 84.17	6.135	14:42:07.782	
6 -	OUTLAP	111.4	52.771	105.3	30.658	108.5	4:06.006	39.39	2:17.008	14:46:13.788	
7 -	27.275	114.9	51.934	104.6	29.879	109.1	1:49.088	(2) 88.83	0.090	14:48:02.876	
8 -	27.325	114.9	51.795	105.0	30.004	107.7	1:49.124	(3) 88.81	0.126	14:49:52.000	
9 -	27.356	114.5	51.829	105.1	29.813	108.0	1:48.998 (1)	88.91		14:51:40.998	
10 -	27.490	112.4	51.911	104.6	29.948	108.7	1:49.349	88.62	0.351	14:53:30.347	
11 -	27.334	114.1	51.978	104.8	30.107	108.7	1:49.419	88.57	0.421	14:55:19.766	

P11		42 M3		James HOBSON			Honda - Two 4 Mbtorsport with RS Racing				
IDEAL LAP TIME : 1:49.744		BEST LAP TIME : 1:49.808			DIFFERENCE : 0.064						
LAP	SECTOR 1	SECTOR 2		SECTOR 3		LAP TIME	MPH	DIFF	TIME OF DAY		
1 -	OUTLAP	114.7	54.858	107.5	31.492	112.7			14:31:59.749		
2 -	28.009	117.3	52.914	105.8	30.659	110.5	1:51.582	86.85	1.774	14:33:51.331	
3 -	27.707	115.9	52.740	106.5	30.318	110.0	1:50.765	87.49	0.957	14:35:42.096	
4 -	28.304	112.4	53.822	105.5	31.207	110.7	1:53.333	85.51	3.525	14:37:35.429	
5 -	27.461	116.9	52.399	105.5	30.434	110.7	1:50.294	87.86	0.486	14:39:25.723	
6 -	27.761	115.7	57.975	106.8	30.442	111.1	1:56.178	83.41	6.370	14:41:21.901	
7 -	27.434	117.5	52.285	108.2	30.405	112.0	1:50.124	(3) 88.00	0.316	14:43:12.025	

Weather / Track : Bright / Dry

Oulton Park International
Circuit Length = 2.6920 miles
Start: 14:30 Flag 14:55 End: 14:57

MCRCB BULLETIN TK119

2014 MCE British Superbike Championship - Round 7

2014 Motul British Motostar Championship

QUALIFYING 2 - SECTOR ANALYSIS

SECTOR 1 = FL to I1, SECTOR 2 = I1 to I2, SECTOR 3 = I2 to FL, DIFF = Difference To Personal Best Lap

8 -	28.983	111.6	53.561	105.6	30.153	111.2	1:52.697	85.99	2.889	14:45:04.722
9 -	27.441	116.5	52.273	107.5	30.407	111.6	1:50.121 (2)	88.00	0.313	14:46:54.843
10 -	27.804	117.3	53.725	107.0	IN PIT		1:57.702 P	82.33	7.894	14:48:52.545
11 -	OUTLAP	115.7	53.717	102.6	30.574	110.0	3:21.568	48.07	1:31.760	14:52:14.113
12 -	27.881	115.9	53.007	104.3	30.314	109.8	1:51.202	87.15	1.394	14:54:05.315
13 -	27.498	117.3	52.240	106.3	30.070	110.9	1:49.808 (1)	88.25		14:55:55.123

P12 142 M3	Brian SLOOTEN						Honda - Bakker Frames Holland				
IDEAL LAP TIME : 1:49.972		BEST LAP TIME : 1:50.116				DIFFERENCE : 0.144					

LAP	SECTOR 1	SECTOR 2	SECTOR 3	LAP TIME	MPH	DIFF	TIME OF DAY			
1 -	OUTLAP	112.2	56.366	102.6	31.259	107.2	14:32:04.375			
2 -	28.450	113.9	53.552	103.4	30.402	107.7	1:52.404	86.21	2.288	14:33:56.779
3 -	27.643	111.6	53.286	100.3	30.502	109.4	1:51.431	86.97	1.315	14:35:48.210
4 -	27.999	113.9	52.890	103.0	30.773	107.8	1:51.662	86.79	1.546	14:37:39.872
5 -	27.732	113.7	53.123	102.4	30.451	106.0	1:51.306	87.06	1.190	14:39:31.178
6 -	27.451	111.4	52.322	103.5	30.343	106.6	1:50.116 (1)	88.00		14:41:21.294
7 -	27.399	111.1	52.621	102.7	30.525	105.1	1:50.545 (3)	87.66	0.429	14:43:11.839
8 -	28.792	110.7	52.349	101.2	30.547	106.3	1:51.688	86.77	1.572	14:45:03.527
9 -	27.822	109.4	52.871	101.6	30.468	106.0	1:51.161	87.18	1.045	14:46:54.688
10 -	27.811	109.8	53.307	102.6	30.762	101.8	1:51.880	86.62	1.764	14:48:46.568
11 -	27.980	112.4	52.321	103.5	31.105	105.3	1:51.406	86.99	1.290	14:50:37.974
12 -	27.630	112.7	57.654	102.6	30.516	106.1	1:55.800	83.69	5.684	14:52:33.774
13 -	27.602	110.9	52.230	105.1	30.692	106.6	1:50.524 (2)	87.68	0.408	14:54:24.298
14 -	27.510	110.0	53.505	102.2	30.345	105.6	1:51.360	87.02	1.244	14:56:15.658

P13 79 M3	Chris TAYLOR						Honda - Elevator Saddles & Bridles				
IDEAL LAP TIME : 1:50.154		BEST LAP TIME : 1:50.303				DIFFERENCE : 0.149					

LAP	SECTOR 1	SECTOR 2	SECTOR 3	LAP TIME	MPH	DIFF	TIME OF DAY			
1 -	OUTLAP	112.2	56.517	102.6	31.551	106.3	14:32:02.814			
2 -	28.243	113.7	53.997	103.2	30.579	107.8	1:52.819	85.90	2.516	14:33:55.633
3 -	27.668	114.7	53.416	103.5	30.393	108.0	1:51.477	86.93	1.174	14:35:47.110
4 -	27.576	115.9	53.047	104.5	30.239	107.3	1:50.862	87.41	0.559	14:37:37.972
5 -	27.490	113.5	53.300	103.0	30.255	108.0	1:51.045	87.27	0.742	14:39:29.017
6 -	27.267	114.5	52.648	103.8	30.388	107.3	1:50.303 (1)	87.86		14:41:19.320
7 -	27.568	113.3	53.370	102.2	IN PIT		2:01.446 P	79.79	11.143	14:43:20.766
8 -	OUTLAP	110.0	54.390	100.0	30.630	106.5	3:11.738	50.54	1:21.435	14:46:32.504
9 -	27.779	112.0	53.736	102.6	IN PIT		2:01.415 P	79.81	11.112	14:48:33.919
10 -	OUTLAP	114.3	53.394	103.8	30.367	107.7	2:45.772	58.46	55.469	14:51:19.691
11 -	27.322	114.9	52.825	104.3	30.582	107.7	1:50.729 (3)	87.52	0.426	14:53:10.420
12 -	27.295	114.5	53.111	104.0	30.518	107.7	1:50.924	87.36	0.621	14:55:01.344
13 -	27.379	114.3	52.874	103.2	30.411	107.2	1:50.664 (2)	87.57	0.361	14:56:52.008

P14 71	Zak CORDEROY						Honda - Zak Corderoy Racing				
IDEAL LAP TIME : 1:50.241		BEST LAP TIME : 1:50.521				DIFFERENCE : 0.280					

LAP	SECTOR 1	SECTOR 2	SECTOR 3	LAP TIME	MPH	DIFF	TIME OF DAY			
1 -	OUTLAP	108.9	55.426	100.6	31.605	104.6	14:31:59.669			
2 -	28.742	112.4	54.525	101.0	31.082	102.6	1:54.349	84.75	3.828	14:33:54.018
3 -	28.115	110.7	53.017	99.8	30.980	100.1	1:52.112	86.44	1.591	14:35:46.130
4 -	27.731	110.3	53.327	100.3	31.219	101.5	1:52.277	86.31	1.756	14:37:38.407
5 -	27.623	109.6	52.869	101.0	30.484	104.2	1:50.976 (2)	87.32	0.455	14:39:29.383
6 -	27.538	109.6	52.344	101.3	30.639	102.7	1:50.521 (1)	87.68		14:41:19.904
7 -	27.413	111.1	53.121	100.3	31.000	101.5	1:51.534	86.89	1.013	14:43:11.438
8 -	29.289	104.2	55.212	96.9	IN PIT		2:05.347 P	77.31	14.826	14:45:16.785
9 -	OUTLAP	108.7	54.083	99.5	31.187	101.9	4:44.676	34.04	2:54.155	14:50:01.461
10 -	27.815	110.7	52.610	100.1	30.823	101.8	1:51.248	87.11	0.727	14:51:52.709
11 -	28.431	109.2	52.823	99.1	31.180	101.8	1:52.434	86.19	1.913	14:53:45.143
12 -	27.981	110.0	52.437	99.7	30.702	102.2	1:51.120 (3)	87.21	0.599	14:55:36.263

Weather / Track : Bright / Dry

Oulton Park International
Circuit Length = 2.6920 miles
Start: 14:30 Flag 14:55 End: 14:57

MCRCB BULLETIN TK119

2014 MCE British Superbike Championship - Round 7

2014 Motul British Motostar Championship

QUALIFYING 2 - SECTOR ANALYSIS

SECTOR 1 = FL to I1, SECTOR 2 = I1 to I2, SECTOR 3 = I2 to FL, DIFF = Difference To Personal Best Lap

P15 65		Josh OWENS					Honda - RCD Mbtorsport			
IDEAL LAP TIME : 1:50.866		BEST LAP TIME : 1:51.014			DIFFERENCE : 0.148					
LAP	SECTOR 1	SECTOR 2		SECTOR 3		LAP TIME	MPH	DIFF	TIME OF DAY	
1 -	OUTLAP	109.4	55.774	101.8	31.148	104.6			14:32:06.746	
2 -	28.025	112.2	54.212	101.5	31.446	107.3	1:53.683	85.24	2.669 14:34:00.429	
3 -	28.489	110.3	54.664	101.5	IN PIT		2:01.139 P	80.00	10.125 14:36:01.568	
4 -	OUTLAP	109.1	55.124	98.1	31.428	104.3	3:11.616	50.57	1:20.602 14:39:13.184	
5 -	28.060	111.4	53.104	100.4	30.691	103.7	1:51.855 (3)	86.64	0.841 14:41:05.039	
6 -	27.922	110.5	52.956	100.0	30.741	104.3	1:51.619 (2)	86.82	0.605 14:42:56.658	
7 -	27.870	114.7	52.699	101.8	30.445	104.3	1:51.014 (1)	87.29	14:44:47.672	
8 -	27.722	110.1	53.901	83.7	IN PIT		2:03.673 P	78.36	12.659 14:46:51.345	

P16 62 M3		Vasco van der VALK					Honda - Vazco62nl /Banks Racing			
IDEAL LAP TIME : 1:50.420		BEST LAP TIME : 1:51.043			DIFFERENCE : 0.623					
LAP	SECTOR 1	SECTOR 2		SECTOR 3		LAP TIME	MPH	DIFF	TIME OF DAY	
1 -	OUTLAP	113.1	56.443	101.9	31.289	105.8			14:32:04.201	
2 -	28.428	114.1	53.868	102.6	30.530	106.3	1:52.826	85.89	1.783 14:33:57.027	
3 -	27.561	114.1	53.355	104.0	30.558	108.4	1:51.474	86.93	0.431 14:35:48.501	
4 -	27.948	115.3	53.172	103.4	30.646	108.4	1:51.766	86.71	0.723 14:37:40.267	
5 -	27.675	115.3	53.452	102.7	30.818	107.5	1:51.945	86.57	0.902 14:39:32.212	
6 -	27.954	113.1	53.102	102.1	30.712	106.1	1:51.768	86.70	0.725 14:41:23.980	
7 -	27.677	112.7	53.062	102.4	30.843	105.1	1:51.582	86.85	0.539 14:43:15.562	
8 -	27.805	113.3	52.796	103.4	30.953	106.1	1:51.554	86.87	0.511 14:45:07.116	
9 -	27.797	111.1	52.497	101.9	30.917	105.6	1:51.211 (3)	87.14	0.168 14:46:58.327	
10 -	27.795	111.1	52.856	102.4	30.800	106.0	1:51.451	86.95	0.408 14:48:49.778	
11 -	28.209	112.5	52.929	103.2	30.496	105.5	1:51.634	86.81	0.591 14:50:41.412	
12 -	27.626	112.9	52.803	102.7	30.614	106.0	1:51.043 (1)	87.27	14:52:32.455	
13 -	27.872	112.5	52.363	103.2	30.938	103.8	1:51.173 (2)	87.17	0.130 14:54:23.628	
14 -	27.574	112.5	54.779	100.3	30.870	106.1	1:53.223	85.59	2.180 14:56:16.851	

P17 64		Asher DURHAM					Honda - SP125Racing.com			
IDEAL LAP TIME : 1:50.990		BEST LAP TIME : 1:51.283			DIFFERENCE : 0.293					
LAP	SECTOR 1	SECTOR 2		SECTOR 3		LAP TIME	MPH	DIFF	TIME OF DAY	
1 -	OUTLAP	108.5	57.074	100.3	31.689	105.5			14:32:03.257	
2 -	28.205	112.9	53.917	103.5	30.692	106.6	1:52.814	85.90	1.531 14:33:56.071	
3 -	27.775	112.9	53.618	102.7	30.616	107.8	1:52.009	86.52	0.726 14:35:48.080	
4 -	27.758	113.1	53.610	103.7	30.734	106.8	1:52.102	86.45	0.819 14:37:40.182	
5 -	27.638	113.1	53.822	104.2	30.822	107.5	1:52.282	86.31	0.999 14:39:32.464	
6 -	28.357	114.7	52.960	102.6	30.521	106.8	1:51.838	86.65	0.555 14:41:24.302	
7 -	27.539	114.3	53.311	103.0	30.766	105.8	1:51.616 (2)	86.82	0.333 14:43:15.918	
8 -	29.143	102.6	54.229	102.2	30.696	106.8	1:54.068	84.96	2.785 14:45:09.986	
9 -	27.726	112.5	53.765	103.2	31.459	104.8	1:52.950	85.80	1.667 14:47:02.936	
10 -	28.042	111.1	53.278	104.0	30.640	104.6	1:51.960	86.56	0.677 14:48:54.896	
11 -	27.512	112.5	53.291	102.1	30.943	103.8	1:51.746	86.72	0.463 14:50:46.642	
12 -	27.980	112.0	52.960	103.2	30.731	106.3	1:51.671 (3)	86.78	0.388 14:52:38.313	
13 -	27.509	112.4	52.973	102.4	30.801	105.3	1:51.283 (1)	87.08	14:54:29.596	
14 -	27.913	112.0	53.101	101.9	30.884	105.8	1:51.898	86.60	0.615 14:56:21.494	

P18 47		Jake ARCHER					Honda - Jake Archer Racing			
IDEAL LAP TIME : 1:51.332		BEST LAP TIME : 1:51.704			DIFFERENCE : 0.372					
LAP	SECTOR 1	SECTOR 2		SECTOR 3		LAP TIME	MPH	DIFF	TIME OF DAY	
1 -	OUTLAP	101.8	59.849	96.0	33.405	100.7			14:32:11.408	
2 -	31.179	98.2	1:02.075	98.6	33.163	104.3	2:06.417	76.66	14.713 14:34:17.825	
3 -	28.098	111.6	53.995	99.4	30.997	103.4	1:53.090	85.69	1.386 14:36:10.915	
4 -	28.060	111.6	54.140	101.0	30.984	106.1	1:53.184	85.62	1.480 14:38:04.099	
5 -	28.825	109.4	53.623	99.4	30.799	102.9	1:53.247	85.57	1.543 14:39:57.346	
6 -	28.212	108.9	53.416	99.7	30.851	103.0	1:52.479	86.16	0.775 14:41:49.825	
7 -	27.849	110.7	53.658	100.0	30.685	103.8	1:52.192	86.38	0.488 14:43:42.017	
8 -	27.687	111.1	53.289	99.7	30.821	104.0	1:51.797 (2)	86.68	0.093 14:45:33.814	
9 -	28.092	108.9	53.120	101.9	30.603	104.5	1:51.815 (3)	86.67	0.111 14:47:25.629	

Weather / Track : Bright / Dry

Oulton Park International
Circuit Length = 2.6920 miles
Start: 14:30 Flag 14:55 End: 14:57

MCRCB BULLETIN TK119

2014 MCE British Superbike Championship - Round 7

2014 Motul British Motostar Championship

QUALIFYING 2 - SECTOR ANALYSIS

SECTOR 1 = FL to I1, SECTOR 2 = I1 to I2, SECTOR 3 = I2 to FL, DIFF = Difference To Personal Best Lap

10 -	27.768	112.0	53.682	100.6	30.571	104.0	1:52.021	86.51	0.317	14:49:17.650
11 -	27.811	111.1	53.074	100.1	30.819	103.5	1:51.704 (1)	86.75		14:51:09.354
12 -	28.075	110.9	53.184	100.6	30.575	103.5	1:51.834	86.65	0.130	14:53:01.188
13 -	27.877	110.1	53.470	99.8	31.083	103.0	1:52.430	86.19	0.726	14:54:53.618
14 -	28.230	109.8	53.351	100.7	30.650	104.6	1:52.231	86.35	0.527	14:56:45.849

P19 35	Elliot LODGE	Honda - SP125/Spike Racing	
IDEAL LAP TIME : 1:51.595	BEST LAP TIME : 1:51.737	DIFFERENCE : 0.142	

LAP	SECTOR 1	SECTOR 2	SECTOR 3	LAP TIME	MPH	DIFF	TIME OF DAY
1 -	OUTLAP	101.0	58.613	93.7	IN PIT	P	14:32:13.070
2 -	OUTLAP	97.5	56.111	91.6	IN PIT	P	14:36:54.040
3 -	OUTLAP	99.5	56.367	97.8	31.202	103.5	4:40.970
4 -	28.542	110.9	53.731	99.7	31.378	103.0	4:35.940
5 -	27.658	111.6	53.278	98.6	30.801	104.8	1:53.651
6 -	28.322	110.5	53.598	98.2	31.304	101.6	85.27
7 -	28.101	110.3	54.520	96.9	31.506	103.2	1:53.224
8 -	28.130	111.8	53.841	97.5	31.208	101.9	85.59
9 -	28.072	112.0	53.787	96.4	31.340	101.5	1:54.127
10 -	27.831	111.2	53.333	97.2	31.056	102.2	84.91
11 -	27.869	112.2	53.136	98.5	30.925	102.4	1:53.179
							85.62
							1:53.199
							85.61
							1:52.220
							(3)
							86.35
							0.483
							14:54:41.317
							1:51.930
							(2)
							86.58
							0.193
							14:56:33.247

P20 13 M3	Sam BURMAN	Honda - WNT /Burman Racing	
IDEAL LAP TIME : 1:51.784	BEST LAP TIME : 1:51.908	DIFFERENCE : 0.124	

LAP	SECTOR 1	SECTOR 2	SECTOR 3	LAP TIME	MPH	DIFF	TIME OF DAY
1 -	OUTLAP	111.4	55.508	101.9	31.610	107.2	
2 -	28.946	114.3	53.995	102.2	31.421	107.2	1:54.362
3 -	28.245	113.3	54.023	103.2	31.052	107.3	84.74
4 -	28.186	115.3	53.422	103.8	30.977	107.7	85.52
5 -	27.855	113.5	53.843	102.7	30.831	107.7	85.27
6 -	28.426	115.3	53.722	103.8	30.848	107.7	86.07
7 -	27.867	115.1	53.131	103.7	30.910	107.3	1:52.529
8 -	27.822	114.1	53.380	102.7	31.050	107.7	(3)
9 -	27.885	113.7	54.136	102.6	31.858	107.3	86.12
10 -	28.653	108.9	53.349	104.6	31.040	107.0	1:52.996
11 -	28.165	114.1	53.654	101.3	31.244	106.8	85.76
12 -	28.099	115.7	53.580	101.2	31.175	107.3	1:52.021
13 -	27.859	114.3	53.617	103.0	31.375	106.6	86.33
14 -	28.341	113.7	1:08.040	89.4	34.012	105.3	0.344
							14:45:09.281
							1:52.252
							(2)
							86.33
							0.344
							14:45:09.281
							1:53.879
							85.10
							1.971
							14:47:03.160
							1:53.042
							85.73
							1.134
							14:48:56.202
							1:53.063
							85.71
							1.155
							14:50:49.265
							1:52.854
							85.87
							0.946
							14:52:42.119
							1:52.851
							85.87
							0.943
							14:54:34.970
							2:10.393
							74.32
							18.485
							14:56:45.363

P21 84	Daniel HERMANSSON	TSR Luyten - FPW Racing	
IDEAL LAP TIME : 1:51.964	BEST LAP TIME : 1:52.236	DIFFERENCE : 0.272	

LAP	SECTOR 1	SECTOR 2	SECTOR 3	LAP TIME	MPH	DIFF	TIME OF DAY
1 -	OUTLAP	100.1	1:00.127	98.3	IN PIT	P	14:32:14.551
2 -	OUTLAP	109.2	54.887	98.5	IN PIT	P	14:37:02.622
3 -	OUTLAP	109.6	54.797	98.2	31.424	103.0	4:48.071
4 -	27.705	111.8	53.661	98.8	30.870	105.1	6:52.781
5 -	28.436	110.7	53.688	98.5	30.951	103.2	23.47
6 -	27.936	112.0	53.750	99.2	31.077	102.7	5:00.545
7 -	27.974	111.1	53.979	99.7	30.940	103.5	1:52.236
8 -	27.886	111.1	53.857	98.3	30.895	103.7	(1)
9 -	28.387	110.9	53.416	100.9	30.843	102.6	86.34
							85.70
							0.839
							14:47:40.714
							1:53.075
							85.94
							0.527
							14:49:33.477
							1:52.763
							85.84
							0.657
							14:51:26.370
							1:52.638
							(2)
							86.03
							0.402
							14:53:19.008
							1:52.646
							(3)
							86.03
							0.410
							14:55:11.654

P22 74 M3	Joe THOMPSON	Repli-Cast - Repli-Cast UK	
IDEAL LAP TIME : 1:52.129	BEST LAP TIME : 1:52.356	DIFFERENCE : 0.227	

LAP	SECTOR 1	SECTOR 2	SECTOR 3	LAP TIME	MPH	DIFF	TIME OF DAY
1 -	OUTLAP	110.3	56.478	101.6	31.322	106.1	
2 -	28.326	112.5	54.640	103.0	31.445	107.5	1:54.411
3 -	28.382	112.5	54.256	101.2	31.412	105.0	84.70
4 -	28.433	111.8	54.346	100.6	31.288	105.1	84.97
5 -	29.292	111.6	1:13.435	97.1	IN PIT	P	1.694
							14:35:54.285
							1:54.050
							84.96
							1.711
							14:37:48.352
							2:20.483
							P
							68.98
							28.127
							14:40:08.835

Weather / Track : Bright / Dry

Oulton Park International
Circuit Length = 2.6920 miles
Start: 14:30 Flag 14:55 End: 14:57

MCRCB BULLETIN TK119

2014 MCE British Superbike Championship - Round 7

2014 Motul British Motostar Championship

QUALIFYING 2 - SECTOR ANALYSIS

SECTOR 1 = FL to I1, SECTOR 2 = I1 to I2, SECTOR 3 = I2 to FL, DIFF = Difference To Personal Best Lap

6 -	OUTLAP	66.9	56.618	101.8	32.842	103.5	2:45.407	58.59	53.051	14:42:54.242
7 -	28.817	110.7	54.845	100.4	31.219	105.3	1:54.881	84.35	2.525	14:44:49.123
8 -	28.409	111.1	54.422	101.0	31.300	105.0	1:54.131	84.91	1.775	14:46:43.254
9 -	28.395	111.1	53.928	100.4	31.152	104.3	1:53.475	85.40	1.119	14:48:36.729
10 -	32.430	68.9	57.499	100.6	31.911	104.8	2:01.840	79.54	9.484	14:50:38.569
11 -	28.200	111.8	53.850	101.8	30.765	104.8	1:52.815 (2)	85.90	0.459	14:52:31.384
12 -	28.105	111.1	54.006	102.1	31.160	107.2	1:53.271 (3)	85.55	0.915	14:54:24.655
13 -	27.964	112.0	53.400	102.2	30.992	107.3	1:52.356 (1)	86.25		14:56:17.011

P23 16 M3		Tomás DE VRIES		Honda - DAT Racing						
IDEAL LAP TIME : 1:52.243		BEST LAP TIME : 1:52.466		DIFFERENCE : 0.223						
LAP	SECTOR 1	SECTOR 2	SECTOR 3	LAP TIME	MPH	DIFF	TIME OF DAY			
1 -	OUTLAP	111.8	57.089	101.8	31.327	105.6		14:32:05.320		
2 -	28.504	110.9	54.780	99.8	31.399	105.8	1:54.683	84.50	2.217	14:34:00.003
3 -	28.375	110.9	54.725	101.3	31.440	105.8	1:54.540	84.61	2.074	14:35:54.543
4 -	28.641	108.9	54.512	101.6	31.285	105.0	1:54.438	84.68	1.972	14:37:48.981
5 -	28.373	110.5	54.081	100.4	31.288	105.3	1:53.742	85.20	1.276	14:39:42.723
6 -	28.224	110.7	53.935	100.4	31.361	104.5	1:53.520	85.37	1.054	14:41:36.243
7 -	29.326	87.8	55.114	101.2	IN PIT		2:04.027 P	78.13	11.561	14:43:40.270
8 -	OUTLAP	107.7	54.811	100.9	31.061	104.5	5:47.135	27.91	3:54.669	14:49:27.405
9 -	28.344	111.1	53.925	101.8	30.803	105.3	1:53.072 (3)	85.70	0.606	14:51:20.477
10 -	27.998	111.8	53.624	101.0	30.844	106.0	1:52.466 (1)	86.17		14:53:12.943
11 -	28.075	110.7	53.442	101.2	31.262	104.2	1:52.779 (2)	85.93	0.313	14:55:05.722

P24 82		Jon VINCENT		Honda - Mblly /JVR Racing						
IDEAL LAP TIME : 1:52.709		BEST LAP TIME : 1:53.064		DIFFERENCE : 0.355						
LAP	SECTOR 1	SECTOR 2	SECTOR 3	LAP TIME	MPH	DIFF	TIME OF DAY			
1 -	OUTLAP	102.1	57.705	99.4	33.250	104.6		14:32:14.415		
2 -	29.198	108.9	55.872	99.4	31.315	101.9	1:56.385	83.26	3.321	14:34:10.800
3 -	28.928	108.5	54.905	96.9	31.528	100.1	1:55.361	84.00	2.297	14:36:06.161
4 -	29.062	107.5	54.129	97.6	31.299	101.9	1:54.490	84.64	1.426	14:38:00.651
5 -	28.053	108.7	53.928	97.9	31.083	102.9	1:53.064 (1)	85.71		14:39:53.715
6 -	29.366	101.3	56.842	97.6	IN PIT		2:04.053 P	78.12	10.989	14:41:57.768
7 -	OUTLAP	85.9	57.268	97.3	32.030	100.9	5:26.031	29.72	3:32.967	14:47:23.799
8 -	28.816	107.3	54.442	98.3	31.102	102.9	1:54.360	84.74	1.296	14:49:18.159
9 -	28.320	109.2	53.759	98.2	30.989	101.9	1:53.068 (2)	85.71	0.004	14:51:11.227
10 -	28.624	109.2	53.867	98.2	30.897	101.9	1:53.388 (3)	85.47	0.324	14:53:04.615
11 -	29.292	99.8	1:03.907	94.6	32.221	100.7	2:05.420	77.27	12.356	14:55:10.035

P25 90		Greg GREENWOOD		Luyten Honda - FPW Racing						
IDEAL LAP TIME : 1:52.780		BEST LAP TIME : 1:53.294		DIFFERENCE : 0.514						
LAP	SECTOR 1	SECTOR 2	SECTOR 3	LAP TIME	MPH	DIFF	TIME OF DAY			
1 -	OUTLAP	112.5	56.782	100.6	31.449	105.8		14:32:04.086		
2 -	28.297	112.4	55.356	100.4	31.331	103.4	1:54.984	84.28	1.690	14:33:59.070
3 -	28.818	111.1	56.233	101.0	31.170	106.3	1:56.221	83.38	2.927	14:35:55.291
4 -	28.358	112.2	54.841	101.2	31.284	106.1	1:54.483	84.65	1.189	14:37:49.774
5 -	28.266	112.5	54.656	99.8	31.082	105.6	1:54.004 (3)	85.00	0.710	14:39:43.778
6 -	28.043	112.2	54.705	99.8	31.111	105.1	1:53.859 (2)	85.11	0.565	14:41:37.637
7 -	28.332	111.4	54.382	100.4	31.504	101.8	1:54.218	84.84	0.924	14:43:31.855
8 -	28.085	113.3	53.896	100.0	31.313	105.1	1:53.294 (1)	85.54		14:45:25.149
9 -	28.984	106.8	55.490	91.3	34.657	102.4	1:59.131	81.34	5.837	14:47:24.280
10 -	28.535	112.0	55.987	100.9	31.088	105.1	1:55.610	83.82	2.316	14:49:19.890
11 -	28.642	111.2	55.240	99.4	IN PIT		1:59.314 P	81.22	6.020	14:51:19.204
12 -	OUTLAP	106.3	1:01.662	100.3	31.584	104.2	3:03.492	52.81	1:10.198	14:54:22.696
13 -	28.481	112.0	54.732	100.4	30.841	106.0	1:54.054	84.97	0.760	14:56:16.750

P26 4		Louis VALLELEY		KTM - Century 21 /Cresswell Racing				
IDEAL LAP TIME : 1:53.858		BEST LAP TIME : 1:54.093		DIFFERENCE : 0.235				
LAP	SECTOR 1	SECTOR 2	SECTOR 3	LAP TIME	MPH	DIFF	TIME OF DAY	
1 -	OUTLAP	109.6	56.442	99.1	31.553	105.0		14:32:03.629

Weather / Track : Bright / Dry

Oulton Park International
Circuit Length = 2.6920 miles
Start: 14:30 Flag 14:55 End: 14:57

MCRCB BULLETIN TK119

2014 MCE British Superbike Championship - Round 7

2014 Motul British Motostar Championship

QUALIFYING 2 - SECTOR ANALYSIS

SECTOR 1 = FL to I1, SECTOR 2 = I1 to I2, SECTOR 3 = I2 to FL, DIFF = Difference To Personal Best Lap

2 -	29.157	91.0	55.703	99.2	IN PIT		2:02.273	P	79.25	8.180	14:34:05.902
3 -	OUTLAP	107.5	55.631	98.3	31.670	101.9	2:27.044		65.90	32.951	14:36:32.946
4 -	28.772	108.9	54.943	99.5	31.410	102.9	1:55.125		84.18	1.032	14:38:28.071
5 -	28.685	109.2	54.586	99.2	31.434	102.9	1:54.705	(3)	84.48	0.612	14:40:22.776
6 -	28.564	109.4	54.220	99.2	31.309	102.7	1:54.093	(1)	84.94		14:42:16.869
7 -	29.040	107.8	54.268	100.0	IN PIT		1:59.777	P	80.91	5.684	14:44:16.646
8 -	OUTLAP	107.3	54.374	98.9	31.456	101.2	2:45.558		58.53	51.465	14:47:02.204
9 -	30.343	83.1	1:01.342	78.2	IN PIT		2:09.033	P	75.10	14.940	14:49:11.237
10 -	OUTLAP	106.6	55.362	99.1	32.200	101.0	4:00.445		40.30	2:06.352	14:53:11.682
11 -	28.870	107.3	54.579	99.7	31.074	103.8	1:54.523	(2)	84.62	0.430	14:55:06.205

P27 44

Jake BAYFORD

Honda - SGR Racing

IDEAL LAP TIME : 1:54.025

BEST LAP TIME : 1:54.093

DIFFERENCE : 0.068

LAP	SECTOR 1	SECTOR 2	SECTOR 3	LAP TIME	MPH	DIFF	TIME OF DAY				
1 -	OUTLAP	106.3	57.914	99.7	33.131	99.2	14:32:09.591				
2 -	29.660	106.3	57.026	97.2	33.074	100.9	1:59.760	80.92	5.667	14:34:09.351	
3 -	29.346	107.0	56.818	98.5	32.855	101.6	1:59.019	81.42	4.926	14:36:08.370	
4 -	28.953	108.4	55.662	99.7	31.659	104.0	1:56.274	83.34	2.181	14:38:04.644	
5 -	28.569	108.7	55.263	99.1	31.984	103.0	1:55.816	83.67	1.723	14:40:00.460	
6 -	28.702	110.3	54.949	99.1	31.654	102.9	1:55.305	84.04	1.212	14:41:55.765	
7 -	28.861	109.6	55.138	98.8	31.913	102.9	1:55.912	83.60	1.819	14:43:51.677	
8 -	28.605	111.1	55.289	97.9	31.798	101.8	1:55.692	83.76	1.599	14:45:47.369	
9 -	29.208	108.7	54.307	99.7	31.619	104.2	1:55.134	84.17	1.041	14:47:42.503	
10 -	28.543	110.7	54.929	98.5	31.652	101.8	1:55.124	84.18	1.031	14:49:37.627	
11 -	28.642	108.4	55.101	98.9	31.352	102.4	1:55.095	(3)	84.20	1.002	14:51:32.722
12 -	28.579	108.0	54.687	98.9	31.638	102.4	1:54.904	(2)	84.34	0.811	14:53:27.626
13 -	28.543	109.6	54.375	99.7	31.175	103.0	1:54.093	(1)	84.94		14:55:21.719

P28 54

Bryn OWEN

Honda - Bryn Taff Racing

IDEAL LAP TIME : 1:54.685

BEST LAP TIME : 1:54.761

DIFFERENCE : 0.076

LAP	SECTOR 1	SECTOR 2	SECTOR 3	LAP TIME	MPH	DIFF	TIME OF DAY				
1 -	OUTLAP	106.1	57.434	98.9	32.992	102.4	14:32:13.836				
2 -	29.356	107.0	56.064	98.3	31.952	103.0	1:57.372	82.56	2.611	14:34:11.208	
3 -	28.749	109.6	55.761	99.1	32.230	102.1	1:56.740	83.01	1.979	14:36:07.948	
4 -	28.789	108.5	55.263	98.3	31.948	103.4	1:56.000	83.54	1.239	14:38:03.948	
5 -	29.071	107.0	55.317	98.3	31.913	102.9	1:56.301	83.32	1.540	14:40:00.249	
6 -	28.811	108.5	54.784	97.6	31.839	102.6	1:55.434	(3)	83.95	0.673	14:41:55.683
7 -	28.755	109.1	55.108	97.6	32.038	102.6	1:55.901	83.61	1.140	14:43:51.584	
8 -	28.626	109.2	55.669	97.9	31.572	103.5	1:55.867	83.64	1.106	14:45:47.451	
9 -	28.468	108.5	54.766	98.6	31.527	102.9	1:54.761	(1)	84.44		14:47:42.212
10 -	28.778	109.2	55.285	99.1	31.500	103.5	1:55.563	83.86	0.802	14:49:37.775	
11 -	28.490	110.1	54.975	95.0	IN PIT		2:03.755	P	78.31	8.994	14:51:41.530
12 -	OUTLAP	107.8	55.349	98.9	31.556	103.2	2:38.023		61.32	43.262	14:54:19.553
13 -	28.861	109.4	54.831	98.6	31.451	103.0	1:55.143	(2)	84.16	0.382	14:56:14.696

P29 7

Jamie ASHBY

Honda - JPA Racing /SP125

IDEAL LAP TIME : 1:57.739

BEST LAP TIME : 1:57.937

DIFFERENCE : 0.198

LAP	SECTOR 1	SECTOR 2	SECTOR 3	LAP TIME	MPH	DIFF	TIME OF DAY				
1 -	OUTLAP	105.8	1:00.430	98.1	33.574	102.6	14:32:14.289				
2 -	30.784	107.0	58.720	97.6	32.994	102.9	2:02.498	79.11	4.561	14:34:16.787	
3 -	30.114	107.5	57.494	97.5	32.813	101.2	2:00.421	80.47	2.484	14:36:17.208	
4 -	30.025	106.6	57.337	97.9	32.575	101.8	1:59.937	80.80	2.000	14:38:17.145	
5 -	29.715	107.0	57.289	98.2	32.579	101.2	1:59.583	81.04	1.646	14:40:16.728	
6 -	29.590	106.6	57.148	97.5	32.755	101.0	1:59.493	81.10	1.556	14:42:16.221	
7 -	29.704	106.6	57.316	97.9	32.583	100.9	1:59.603	81.02	1.666	14:44:15.824	
8 -	29.744	106.6	56.770	97.8	32.483	101.0	1:58.997	81.44	1.060	14:46:14.821	
9 -	29.682	107.0	56.415	97.8	32.303	101.8	1:58.400	81.85	0.463	14:48:13.221	
10 -	29.407	107.3	56.208	98.2	32.356	101.2	1:57.971	(2)	82.14	0.034	14:50:11.192
11 -	29.520	107.3	56.400	97.6	32.124	100.9	1:58.044	(3)	82.09	0.107	14:52:09.236
12 -	29.533	106.3	56.372	97.8	32.408	100.9	1:58.313	81.91	0.376	14:54:07.549	
13 -	29.501	107.0	56.296	97.8	32.140	101.3	1:57.937	(1)	82.17		14:56:05.486

Weather / Track : Bright / Dry

Oulton Park International

Circuit Length = 2.6920 miles

Start: 14:30 Flag 14:55 End: 14:57

MCRCB BULLETIN TK120**2014 MCE British Superbike Championship - Round 7****2014 Motul British Motostar Championship****QUALIFYING 2 - BEST SPEEDS**

SECTOR 1				SECTOR 2			FINISH LINE		
POS	NO	NAME	MPH	NO	NAME	MPH	NO	NAME	MPH
1	28	Bradley RAY	120.2	66	Joe IRVING	108.4	28	Bradley RAY	113.5
2	66	Joe IRVING	118.9	42	James HOBSON	108.2	42	James HOBSON	112.7
3	69	Tom BOOTH-AMOS	118.5	28	Bradley RAY	108.0	66	Joe IRVING	112.5
4	42	James HOBSON	117.5	34	Jordan WEAVING	108.0	34	Jordan WEAVING	111.6
5	34	Jordan WEAVING	117.3	6	Taz TAYLOR	106.1	36	Jayson URIBE	110.3
6	6	Taz TAYLOR	117.1	36	Jayson URIBE	106.0	69	Tom BOOTH-AMOS	110.0
7	36	Jayson URIBE	116.3	69	Tom BOOTH-AMOS	105.6	6	Taz TAYLOR	109.8
8	79	Chris TAYLOR	115.9	72	Alex PERSSON	105.3	72	Alex PERSSON	109.4
9	13	Sam BURMAN	115.7	142	Brian SLOOTEN	105.1	142	Brian SLOOTEN	109.4
10	62	Vasco van der VALK	115.3	13	Sam BURMAN	104.6	62	Vasco van der VALK	108.4
11	72	Alex PERSSON	115.1	79	Chris TAYLOR	104.5	79	Chris TAYLOR	108.0
12	86	Charlie NESBITT	114.9	64	Asher DURHAM	104.2	25	Mke BROUWERS	107.8
13	64	Asher DURHAM	114.7	62	Vasco van der VALK	104.0	64	Asher DURHAM	107.8
14	65	Josh OWENS	114.7	86	Charlie NESBITT	103.8	13	Sam BURMAN	107.7
15	25	Mke BROUWERS	114.3	25	Mke BROUWERS	103.5	74	Joe THOMPSON	107.5
16	142	Brian SLOOTEN	113.9	74	Joe THOMPSON	103.0	65	Josh OWENS	107.3
17	90	Greg GREENWOOD	113.3	12	Edward RENDELL	101.9	86	Charlie NESBITT	107.0
18	12	Edward RENDELL	113.1	47	Jake ARCHER	101.9	90	Greg GREENWOOD	106.3
19	74	Joe THOMPSON	112.5	16	Tomás DE VRIES	101.8	47	Jake ARCHER	106.1
20	71	Zak CORDEROY	112.4	65	Josh OWENS	101.8	16	Tomás DE VRIES	106.0
21	35	Elliot LODGE	112.2	71	Zak CORDEROY	101.3	12	Edward RENDELL	105.8
22	47	Jake ARCHER	112.0	90	Greg GREENWOOD	101.2	84	Daniel HERMANSSON	105.1
23	84	Daniel HERMANSSON	112.0	84	Daniel HERMANSSON	100.9	4	Louis VALLELEY	105.0
24	16	Tomás DE VRIES	111.8	4	Louis VALLELEY	100.0	35	Elliot LODGE	104.8
25	44	Jake BAYFORD	111.1	35	Elliot LODGE	99.7	71	Zak CORDEROY	104.6
26	54	Bryn OWEN	110.1	44	Jake BAYFORD	99.7	82	Jon VINCENT	104.6
27	4	Louis VALLELEY	109.6	82	Jon VINCENT	99.4	44	Jake BAYFORD	104.2
28	82	Jon VINCENT	109.2	54	Bryn OWEN	99.1	54	Bryn OWEN	103.5
29	7	Jamie ASHBY	107.5	7	Jamie ASHBY	98.2	7	Jamie ASHBY	102.9

Weather / Track : Bright / Dry

Oulton Park International
Circuit Length = 2.6920 miles
Start: 14:30 Flag 14:55 End: 14:57

Results can be found at www.tsl-timing.com

Printed - 14:58 Saturday, 09 August 2014

MCRCB BULLETIN TK121

2014 MCE British Superbike Championship - Round 7

2014 Motul British Motostar Championship

QUALIFYING 2 - BEST SECTORS

SECTOR 1			SECTOR 2			SECTOR 3			IDEAL / BEST COMPARISON						
POS	NO	NAME	TIME	NO	NAME	TIME	NO	NAME	TIME	POS	NO	NAME	IDEAL	BEST	DIFF
1	28	RAY	26.034	28	RAY	49.746	28	RAY	28.996				PERFECT LAP	1:44.776	
2	66	IRVING	26.220	66	IRVING	50.345	66	IRVING	29.110	1	28	RAY	1:44.776	1:44.998	0.222
3	6	TAYLOR	26.653	36	URIBE	50.607	34	WEAVING	29.252	2	66	IRVING	1:45.675	1:45.915	0.240
4	34	WEAVING	26.654	34	WEAVING	50.741	69	BOOTH-AMOS	29.444	3	34	WEAVING	1:46.647	1:46.889	0.242
5	69	BOOTH-AMOS	26.656	6	TAYLOR	50.831	6	TAYLOR	29.521	4	6	TAYLOR	1:47.005	1:47.343	0.338
6	12	RENDELL	26.773	12	RENDELL	50.900	12	RENDELL	29.628	5	36	URIBE	1:47.112	1:47.326	0.214
7	36	URIBE	26.835	69	BOOTH-AMOS	51.231	36	URIBE	29.670	6	12	RENDELL	1:47.301	1:47.418	0.117
8	25	BROUWERS	27.172	86	NESBITT	51.329	72	PERSSON	29.813	7	69	BOOTH-AMOS	1:47.331	1:47.530	0.199
9	79	TAYLOR	27.267	25	BROUWERS	51.750	25	BROUWERS	29.864	8	86	NESBITT	1:48.611	1:48.912	0.301
10	72	PERSSON	27.275	72	PERSSON	51.795	86	NESBITT	30.003	9	25	BROUWERS	1:48.786	1:48.920	0.134
11	86	NESBITT	27.279	142	SLOOTEN	52.230	42	HOBSON	30.070	10	72	PERSSON	1:48.883	1:48.998	0.115
12	142	SLOOTEN	27.399	42	HOBSON	52.240	79	TAYLOR	30.239	11	42	HOBSON	1:49.744	1:49.808	0.064
13	71	CORDEROY	27.413	71	CORDEROY	52.344	142	SLOOTEN	30.343	12	142	SLOOTEN	1:49.972	1:50.116	0.144
14	42	HOBSON	27.434	62	VALK	52.363	65	OWENS	30.445	13	79	TAYLOR	1:50.154	1:50.303	0.149
15	64	DURHAM	27.509	79	TAYLOR	52.648	71	CORDEROY	30.484	14	71	CORDEROY	1:50.241	1:50.521	0.280
16	62	VALK	27.561	65	OWENS	52.699	62	VALK	30.496	15	62	VALK	1:50.420	1:51.043	0.623
17	35	LODGE	27.658	64	DURHAM	52.960	64	DURHAM	30.521	16	65	OWENS	1:50.866	1:51.014	0.148
18	47	ARCHER	27.687	47	ARCHER	53.074	47	ARCHER	30.571	17	64	DURHAM	1:50.990	1:51.283	0.293
19	84	HERMANSSON	27.705	13	BURMAN	53.131	74	THOMPSON	30.765	18	47	ARCHER	1:51.332	1:51.704	0.372
20	65	OWENS	27.722	35	LODGE	53.136	35	LODGE	30.801	19	35	LODGE	1:51.595	1:51.737	0.142
21	13	BURMAN	27.822	74	THOMPSON	53.400	16	DE VRIES	30.803	20	13	BURMAN	1:51.784	1:51.908	0.124
22	74	THOMPSON	27.964	84	HERMANSSON	53.416	13	BURMAN	30.831	21	84	HERMANSSON	1:51.964	1:52.236	0.272
23	16	DE VRIES	27.998	16	DE VRIES	53.442	90	GREENWOOD	30.841	22	74	THOMPSON	1:52.129	1:52.356	0.227
24	90	GREENWOOD	28.043	82	VINCENT	53.759	84	HERMANSSON	30.843	23	16	DE VRIES	1:52.243	1:52.466	0.223
25	82	VINCENT	28.053	90	GREENWOOD	53.896	82	VINCENT	30.897	24	82	VINCENT	1:52.709	1:53.064	0.355
26	54	OWEN	28.468	4	VALLELEY	54.220	4	VALLELEY	31.074	25	90	GREENWOOD	1:52.780	1:53.294	0.514
27	44	BAYFORD	28.543	44	BAYFORD	54.307	44	BAYFORD	31.175	26	4	VALLELEY	1:53.858	1:54.093	0.235
28	4	VALLELEY	28.564	54	OWEN	54.766	54	OWEN	31.451	27	44	BAYFORD	1:54.025	1:54.093	0.068
29	7	ASHBY	29.407	7	ASHBY	56.208	7	ASHBY	32.124	28	54	OWEN	1:54.685	1:54.761	0.076
										29	7	ASHBY	1:57.739	1:57.937	0.198

Weather / Track : Bright / Dry

Results can be found at www.tsl-timing.com

Oulton Park International
 Circuit Length = 2.6920 miles
 Start: 14:30 Flag 14:55 End: 14:57

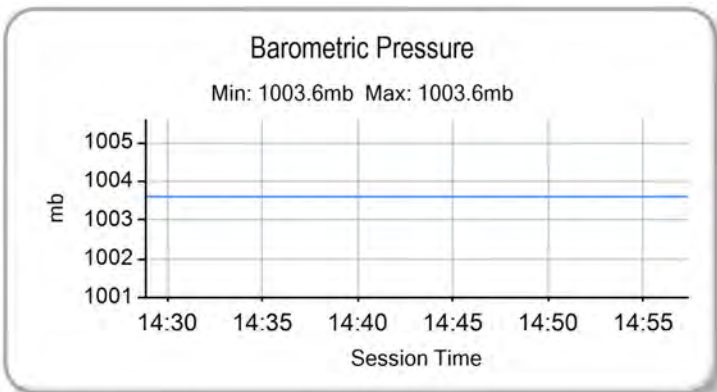
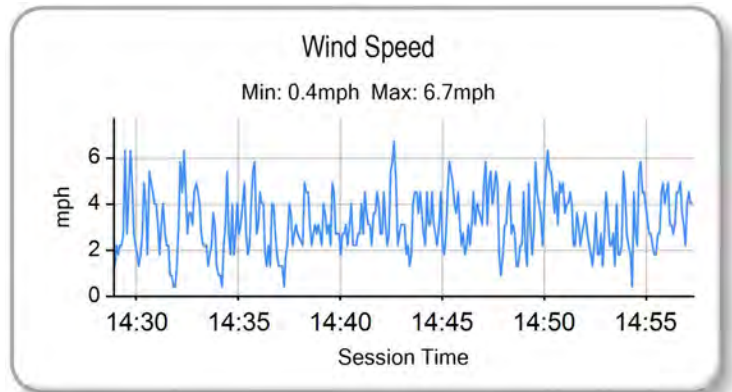
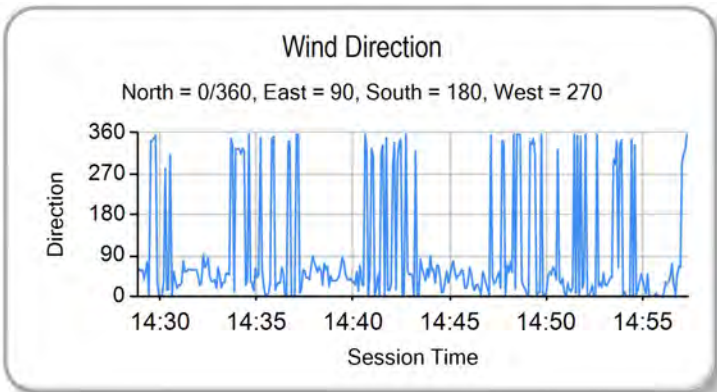
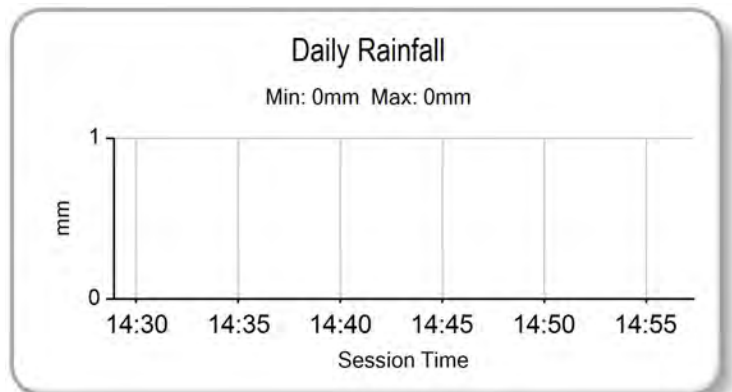
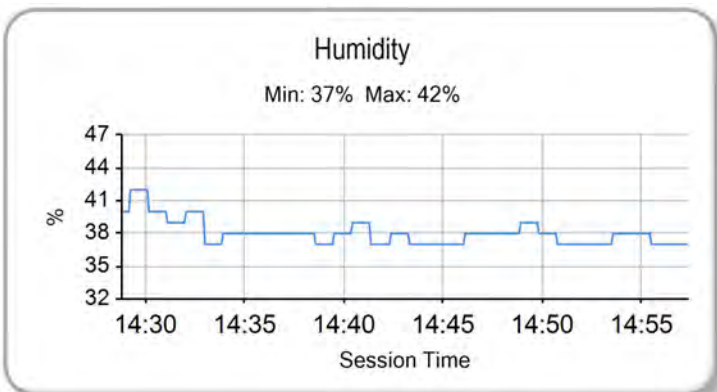
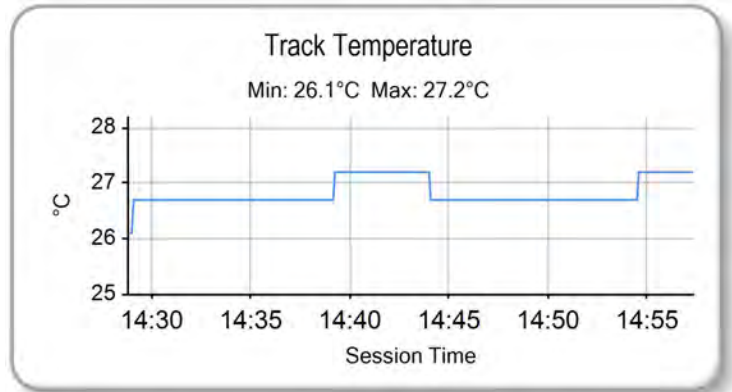
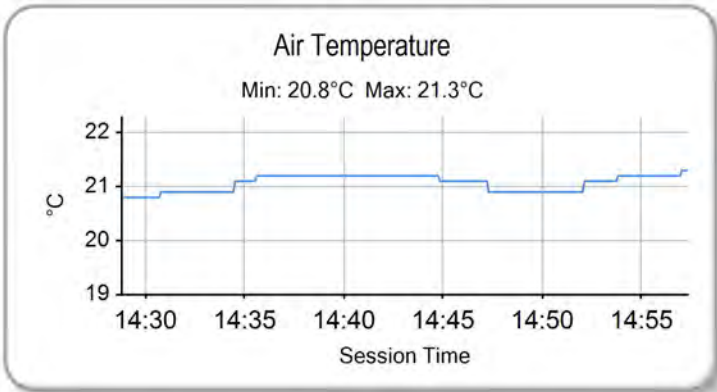
Printed - 14:59 Saturday, 09 August 2014

MCRCB BULLETIN TK122

2014 MCE British Superbike Championship - Round 7

2014 Motul British Motostar Championship

QUALIFYING 2 - WEATHER CONDITIONS



Weather / Track : Bright / Dry

Results can be found at www.tsl-timing.com

Oulton Park International
Circuit Length = 2.6920 miles
Start: 14:30 Flag 14:55 End: 14:57

Printed - 14:59 Saturday, 09 August 2014

ROW 10	29	7	1:57.648	Jamie ASHBY	28	54	1:54.761	Bryn OWEN				
ROW 9	27	44	1:54.093	Jake BAYFORD	26	4	1:54.093	Louis VALLELEY	25	90	1:53.294	Greg GREENWOOD
ROW 8	24	82	1:52.639	Jon VINCENT	23	16	1:52.466	Tomás DE VRIES	22	74	1:52.356	Joe THOMPSON
ROW 7	21	84	1:52.236	Daniel HERMANSSON	20	13	1:51.908	Sam BURMAN	19	35	1:51.737	Elliot LODGE
ROW 6	18	47	1:51.704	Jake ARCHER	17	64	1:51.283	Asher DURHAM	16	62	1:51.043	Vasco van der VALK
ROW 5	15	71	1:50.521	Zak CORDEROY	14	79	1:50.303	Chris TAYLOR	13	142	1:50.116	Brian SLOOTEN
ROW 4	12	42	1:49.517	James HOBSON	11	65	1:49.469	Josh OWENS	10	72	1:48.998	Alex PERSSON
ROW 3	9	25	1:48.920	Mike BROUWERS	8	86	1:48.912	Charlie NESBITT	7	69	1:47.530	Tom BOOTH-AMOS
ROW 2	6	12	1:47.418	Edward RENDELL	5	6	1:47.343	Taz TAYLOR	4	36	1:47.238	Jayson URIBE
ROW 1	3	34	1:46.424	Jordan WEAVING	2	66	1:45.915	Joe IRVING	1	28	1:44.998	Bradley RAY
												Pole

Oulton Park International
Circuit Length = 2.6920 miles

These results are provisional until the conclusion of any judicial and technical matters.

Race Director :	Stewards :	Timekeeper :
-----------------	------------	--------------

Results can be found at www.britishsuperbike.com

Printed - 14:58 Saturday, 09 August 2014



POS	NO	CL	PIC NAME	ENTRY	TIME	ON	LAPS	GAP	DIFF	MPH
1	66	MB	1 Joe IRVING	KTM- Redline KTM	1:55.525	5	5			83.88
2	12		1 Edward RENDELL	Honda - Banks Racing	1:57.756	5	5	2.231	2.231	82.29
3	34	MB	2 Jordan WEAVING	KTM- Jordan Racing /Burkert	1:59.197	4	4	3.672	1.441	81.30
4	72		2 Alex PERSSON	Honda - PWR /Nordgren Racing	2:00.452	5	5	4.927	1.255	80.45
5	6		3 Taz TAYLOR	Luyten Honda - FPW Racing /Hookless Holidays	2:00.562	5	5	5.037	0.110	80.38
6	36	MB	3 Jayson URIBE	Honda - FPW Racing /RSR	2:01.078	5	5	5.553	0.516	80.04
7	86	MB	4 Charlie NESBITT	Repli-Cast - Repli-CastUK	2:01.268	5	5	5.743	0.190	79.91
8	28		4 Bradley RAY	EE125 - FAB-Racing	2:01.592	3	4	6.067	0.324	79.70
9	69		5 Tom BOOTH-AMOS	Honda - RS Racing	2:02.226	5	5	6.701	0.634	79.29
10	74	MB	5 Joe THOMPSON	Repli-Cast - Repli-CastUK	2:02.269	5	5	6.744	0.043	79.26
11	47		6 Jake ARCHER	Honda - Jake Archer Racing	2:05.128	5	5	9.603	2.859	77.45
12	71		7 Zak CORDEROY	Honda - Zax Corderoy Racing	2:05.901	4	5	10.376	0.773	76.97
13	65		8 Josh OWENS	Honda - RCD Motorsport	2:06.032	3	5	10.507	0.131	76.89
14	42	MB	6 James HOBSON	Honda - Two 4 Motorsport with RS Racing	2:06.301	4	5	10.776	0.269	76.73
15	84		9 Daniel HERMANSSON	TSR Luyten - FPW Racing	2:06.818	5	5	11.293	0.517	76.41
16	90		10 Greg GREENWOOD	Luyten Honda - FPW Racing	2:07.454	5	5	11.929	0.636	76.03
17	62	MB	7 Vasco van der VALK	Honda - Vazco62.nl /Banks Racing	2:08.745	5	5	13.220	1.291	75.27
18	54		11 Bryn OWEN	Honda - Bryn Taff Racing	2:08.910	5	5	13.385	0.165	75.17
19	82		12 Jon VINCENT	Honda - Mbily /JVR Racing	2:08.975	4	4	13.450	0.065	75.14
20	16	MB	8 Tomás DE VRIES	Honda - DAT Racing	2:09.086	5	5	13.561	0.111	75.07
21	79	MB	9 Chris TAYLOR	Honda - Elevator Saddles & Bridles	2:09.243	5	5	13.718	0.157	74.98
22	64		13 Asher DURHAM	Honda - SP125Racing.com	2:09.260	4	5	13.735	0.017	74.97
23	7		14 Jamie ASHBY	Honda - JPA Racing /SP125	2:10.631	5	5	15.106	1.371	74.18
24	142	MB	10 Brian SLOOTEN	Honda - Bakker Frames Holland	2:10.757	3	5	15.232	0.126	74.11
25	35		15 Elliot LODGE	Honda - SP125/Spike Racing	2:10.866	4	4	15.341	0.109	74.05
26	13	MB	11 Sam BURMAN	Honda - WNT /Burman Racing			1			
27	25	MB	12 Mike BROUWERS	Honda - Joma /Brouwers Racing Team			1			
28	4		16 Louis VALLELEY	KTM- Century 21 /Cresswell Racing			0			
29	44		17 Jake BAYFORD	Honda - SGR Racing			0			

Weather / Track : Rain / Wet

These results are provisional until the conclusion of any judicial and technical matters.

Oulton Park International

Circuit Length = 2.6920 miles

Start: 12:20 Flag 12:30 End: 12:32

Race Director :	Stewards :	Timekeeper :
-----------------	------------	--------------

Results can be found at www.britishsuperbike.com

Printed - 12:33 Sunday, 10 August 2014



MCRCB BULLETIN TK182

2014 MCE British Superbike Championship - Round 7

2014 Motul British Motostar Championship

WARM-UP - SECTOR ANALYSIS

SECTOR 1 = FL to I1, SECTOR 2 = I1 to I2, SECTOR 3 = I2 to FL, DIFF = Difference To Personal Best Lap

P1		66 M3		Joe IRVING		KTM- Redline KTM				
IDEAL LAP TIME : 1:55.355		BEST LAP TIME : 1:55.525		DIFFERENCE : 0.170						
LAP	SECTOR 1	SECTOR 2	SECTOR 3	LAP TIME	MPH	DIFF	TIME OF DAY			
1 -	OUTLAP	111.4	1:00.197	102.9	32.927	110.0				
2 -	30.151	114.9	57.067	105.6	32.115	111.2	1:59.333 81.21 3.808 12:24:51.091			
3 -	29.626	114.5	57.288	105.3	31.914	111.8	1:58.828 (3) 81.55 3.303 12:26:49.919			
4 -	29.555	115.1	55.143	105.6	32.065	109.1	1:56.763 (2) 82.99 1.238 12:28:46.682			
5 -	28.684	116.1	55.313	105.0	31.528	112.0	1:55.525 (1) 83.88 12:30:42.207			

P2		12		Edward RENDELL		Honda - Banks Racing				
IDEAL LAP TIME : 1:57.756		BEST LAP TIME : 1:57.756		DIFFERENCE : 0.000						
LAP	SECTOR 1	SECTOR 2	SECTOR 3	LAP TIME	MPH	DIFF	TIME OF DAY			
1 -	OUTLAP	101.6	1:01.113	96.8	33.614	100.3				
2 -	30.488	107.2	58.050	98.9	32.709	104.3	2:01.247 79.93 3.491 12:24:52.393			
3 -	29.516	111.6	58.350	98.1	32.477	104.5	2:00.343 (3) 80.53 2.587 12:26:52.736			
4 -	29.981	107.7	57.105	97.6	32.471	103.5	1:59.557 (2) 81.06 1.801 12:28:52.293			
5 -	29.511	107.8	56.055	98.8	32.190	103.4	1:57.756 (1) 82.29 12:30:50.049			

P3		34 M3		Jordan WEAVING		KTM- Jordan Racing /Burkert				
IDEAL LAP TIME : 1:59.197		BEST LAP TIME : 1:59.197		DIFFERENCE : 0.000						
LAP	SECTOR 1	SECTOR 2	SECTOR 3	LAP TIME	MPH	DIFF	TIME OF DAY			
1 -	OUTLAP	103.2	1:01.569	94.6	34.014	103.0				
2 -	30.886	103.2	1:00.249	97.3	34.104	102.6	2:05.239 (3) 77.38 6.042 12:24:51.245			
3 -	30.398	108.5	1:00.984	99.7	33.307	106.0	2:04.689 (2) 77.72 5.492 12:26:55.934			
4 -	29.675	112.4	57.073	100.6	32.449	108.4	1:59.197 (1) 81.30 12:28:55.131			

P4		72		Alex PERSSON		Honda - PWR /Nordgren Racing				
IDEAL LAP TIME : 2:00.452		BEST LAP TIME : 2:00.452		DIFFERENCE : 0.000						
LAP	SECTOR 1	SECTOR 2	SECTOR 3	LAP TIME	MPH	DIFF	TIME OF DAY			
1 -	OUTLAP	101.0	1:10.103	72.5	35.496	107.0				
2 -	31.472	111.6	1:00.694	98.8	33.571	107.0	2:05.737 77.07 5.285 12:24:27.428			
3 -	30.249	112.7	58.573	102.6	33.861	108.5	2:02.683 (3) 78.99 2.231 12:26:30.111			
4 -	30.576	113.5	57.896	102.1	33.015	108.4	2:01.487 (2) 79.77 1.035 12:28:31.598			
5 -	30.106	112.5	57.433	102.7	32.913	108.9	2:00.452 (1) 80.45 12:30:32.050			

P5		6		Taz TAYLOR		Luyten Honda - FPW Racing /Hookless Holidays				
IDEAL LAP TIME : 2:00.562		BEST LAP TIME : 2:00.562		DIFFERENCE : 0.000						
LAP	SECTOR 1	SECTOR 2	SECTOR 3	LAP TIME	MPH	DIFF	TIME OF DAY			
1 -	OUTLAP	91.6	1:06.463	96.8	35.146	104.3				
2 -	32.132	108.7	1:03.010	100.6	IN PIT		2:16.495 P 71.00 15.933 12:24:44.671			
3 -	OUTLAP	109.2	59.215	100.4	33.303	107.0	3:02.870 52.99 1:02.308 12:27:47.541			
4 -	31.087	109.1	58.259	99.1	33.121	107.2	2:02.467 (2) 79.13 1.905 12:29:50.008			
5 -	30.366	109.1	57.560	100.6	32.636	107.3	2:00.562 (1) 80.38 12:31:50.570			

P6		36 M3		Jayson URIBE		Honda - FPW Racing /RSR				
IDEAL LAP TIME : 2:00.614		BEST LAP TIME : 2:01.078		DIFFERENCE : 0.464						
LAP	SECTOR 1	SECTOR 2	SECTOR 3	LAP TIME	MPH	DIFF	TIME OF DAY			
1 -	OUTLAP	108.0	1:02.946	99.8	34.892	105.6				
2 -	31.774	112.2	1:00.086	99.5	33.478	105.5	2:05.338 77.32 4.260 12:24:24.318			
3 -	30.613	111.2	58.683	100.1	32.838	106.1	2:02.134 (3) 79.34 1.056 12:26:26.452			
4 -	30.240	111.4	58.154	100.3	33.257	105.5	2:01.651 (2) 79.66 0.573 12:28:28.103			
5 -	30.704	110.7	57.572	100.0	32.802	105.1	2:01.078 (1) 80.04 12:30:29.181			

P7		86 M3		Charlie NESBITT		Repli-Cast - Repli-Cast UK				
IDEAL LAP TIME : 2:01.266		BEST LAP TIME : 2:01.268		DIFFERENCE : 0.002						
LAP	SECTOR 1	SECTOR 2	SECTOR 3	LAP TIME	MPH	DIFF	TIME OF DAY			
1 -	OUTLAP	107.8	1:04.081	98.3	34.483	104.2				
							12:22:14.752			

Weather / Track : Rain / Wet

Oulton Park International
Circuit Length = 2.6920 miles
Start: 12:20 Flag 12:30 End: 12:32

MCRCB BULLETIN TK182

2014 MCE British Superbike Championship - Round 7

2014 Motul British Motostar Championship

WARM-UP - SECTOR ANALYSIS

SECTOR 1 = FL to I1, SECTOR 2 = I1 to I2, SECTOR 3 = I2 to FL, DIFF = Difference To Personal Best Lap

2 -	32.151	108.2	1:00.982	99.4	33.794	103.2	2:06.927	76.35	5.659	12:24:21.679
3 -	31.397	110.9	58.974	99.8	33.770	104.8	2:04.141 (3)	78.06	2.873	12:26:25.820
4 -	30.630	110.3	58.242	99.5	33.586	105.1	2:02.458 (2)	79.13	1.190	12:28:28.278
5 -	30.632	112.5	57.819	101.0	32.817	106.5	2:01.268 (1)	79.91		12:30:29.546

P8 28		Bradley RAY				EE125 - FAB-Racing					
IDEAL LAP TIME : 2:01.592		BEST LAP TIME : 2:01.592				DIFFERENCE : 0.000					
LAP	SECTOR 1	SECTOR 2		SECTOR 3		LAP TIME	MPH	DIFF	TIME OF DAY		
1 -	OUTLAP	97.8	1:06.913	89.9	IN PIT					12:22:32.881	
2 -	OUTLAP	110.0	1:03.146	97.1	34.324	107.8	2:39.432	60.78	37.840	12:25:12.313	
3 -	30.951	112.7	57.926	103.5	32.715	109.1	2:01.592 (1)	79.70		12:27:13.905	
4 -	30.993	105.5	1:01.501	94.2	IN PIT		2:13.961	P	72.34	12.369	12:29:27.866

P9 69		Tom BOOTH-AMOS				Honda - RS Racing				
IDEAL LAP TIME : 2:02.051		BEST LAP TIME : 2:02.226				DIFFERENCE : 0.175				
LAP	SECTOR 1	SECTOR 2		SECTOR 3		LAP TIME	MPH	DIFF	TIME OF DAY	
1 -	OUTLAP	107.5	1:05.000	97.6	IN PIT					12:22:22.046
2 -	OUTLAP	111.1	1:00.676	99.4	34.988	103.4	2:40.248	60.47	38.022	12:25:02.294
3 -	31.969	109.8	59.168	101.5	33.640	107.3	2:04.777 (3)	77.66	2.551	12:27:07.071
4 -	30.249	113.9	58.802	101.8	33.771	107.2	2:02.822 (2)	78.90	0.596	12:29:09.893
5 -	30.269	112.0	58.957	101.6	33.000	108.2	2:02.226 (1)	79.29		12:31:12.119

P10 74 M3		Joe THOMPSON				Repli-Cast - Repli-Cast UK				
IDEAL LAP TIME : 2:02.269		BEST LAP TIME : 2:02.269				DIFFERENCE : 0.000				
LAP	SECTOR 1	SECTOR 2		SECTOR 3		LAP TIME	MPH	DIFF	TIME OF DAY	
1 -	OUTLAP	102.4	1:05.715	97.3	35.741	102.9				12:22:18.762
2 -	31.939	107.2	1:00.972	99.4	34.036	103.8	2:06.947	76.34	4.678	12:24:25.709
3 -	30.739	108.5	59.484	98.8	34.024	105.0	2:04.247 (3)	78.00	1.978	12:26:29.956
4 -	30.697	109.4	58.835	99.8	33.684	105.0	2:03.216 (2)	78.65	0.947	12:28:33.172
5 -	30.280	110.3	58.397	99.2	33.592	104.6	2:02.269 (1)	79.26		12:30:35.441

P11 47		Jake ARCHER				Honda - Jake Archer Racing				
IDEAL LAP TIME : 2:05.128		BEST LAP TIME : 2:05.128				DIFFERENCE : 0.000				
LAP	SECTOR 1	SECTOR 2		SECTOR 3		LAP TIME	MPH	DIFF	TIME OF DAY	
1 -	OUTLAP	100.7	1:06.347	92.6	35.876	102.1				12:22:19.047
2 -	32.707	108.9	1:03.062	96.6	35.370	102.1	2:11.139	73.90	6.011	12:24:30.186
3 -	32.361	104.0	1:01.953	94.9	34.692	101.8	2:09.006 (3)	75.12	3.878	12:26:39.192
4 -	31.683	106.1	1:01.589	95.5	34.352	102.1	2:07.624 (2)	75.93	2.496	12:28:46.816
5 -	30.933	107.0	1:00.258	95.1	33.937	102.2	2:05.128 (1)	77.45		12:30:51.944

P12 71		Zak CORDEROY				Honda - Zak Corderoy Racing				
IDEAL LAP TIME : 2:05.883		BEST LAP TIME : 2:05.901				DIFFERENCE : 0.018				
LAP	SECTOR 1	SECTOR 2		SECTOR 3		LAP TIME	MPH	DIFF	TIME OF DAY	
1 -	OUTLAP	92.0	1:06.207	92.4	37.508	94.7				12:22:28.144
2 -	32.636	105.3	1:03.419	94.5	36.580	92.0	2:12.635	73.06	6.734	12:24:40.779
3 -	31.442	105.6	1:01.391	94.2	35.369	97.1	2:08.202 (3)	75.59	2.301	12:26:48.981
4 -	31.460	103.4	1:00.244	95.1	34.197	98.1	2:05.901 (1)	76.97		12:28:54.882
5 -	31.497	106.3	1:00.551	93.8	34.346	98.1	2:06.394 (2)	76.67	0.493	12:31:01.276

P13 65		Josh OWENS				Honda - RCD Motorsport					
IDEAL LAP TIME : 2:05.413		BEST LAP TIME : 2:06.032				DIFFERENCE : 0.619					
LAP	SECTOR 1	SECTOR 2		SECTOR 3		LAP TIME	MPH	DIFF	TIME OF DAY		
1 -	OUTLAP	96.6	1:05.768	93.2	35.074	102.1				12:22:19.805	
2 -	32.563	105.6	1:01.794	90.0	34.258	101.8	2:08.615 (2)	75.35	2.583	12:24:28.420	
3 -	31.705	105.3	1:00.435	94.6	33.892	101.2	2:06.032 (1)	76.89		12:26:34.452	
4 -	31.885	104.5	59.816	93.2	IN PIT		2:12.661	P	73.05	6.629	12:28:47.113
5 -	OUTLAP	107.2	59.849	97.2	34.045	102.7	2:35.462	62.33	29.430	12:31:22.575	

Weather / Track : Rain / Wet

Oulton Park International
Circuit Length = 2.6920 miles
Start: 12:20 Flag 12:30 End: 12:32

MCRCB BULLETIN TK182

2014 MCE British Superbike Championship - Round 7

2014 Motul British Motostar Championship

WARM-UP - SECTOR ANALYSIS

SECTOR 1 = FL to I1, SECTOR 2 = I1 to I2, SECTOR 3 = I2 to FL, DIFF = Difference To Personal Best Lap

P14 42 M3		James HOBSON		Honda - Two 4 Motorsport with RS Racing						
IDEAL LAP TIME : 2:06.062		BEST LAP TIME : 2:06.301		DIFFERENCE : 0.239						
LAP	SECTOR 1	SECTOR 2	SECTOR 3	LAP TIME	MPH	DIFF	TIME OF DAY			
1 -	OUTLAP	105.1	1:06.693	88.5	37.321	104.3				12:22:26.646
2 -	32.984	111.8	1:04.052	101.6	35.468	106.5	2:12.504	73.13	6.203	12:24:39.150
3 -	31.730	112.2	1:02.308	100.6	34.842	106.3	2:08.880 (3)	75.19	2.579	12:26:48.030
4 -	31.918	111.8	1:00.363	101.9	34.020	108.0	2:06.301 (1)	76.73		12:28:54.331
5 -	31.692	112.7	1:00.350	101.3	34.402	107.5	2:06.444 (2)	76.64	0.143	12:31:00.775

P15 84		Daniel HERMANSSON		TSR Luyten - FPW Racing						
IDEAL LAP TIME : 2:06.818		BEST LAP TIME : 2:06.818		DIFFERENCE : 0.000						
LAP	SECTOR 1	SECTOR 2	SECTOR 3	LAP TIME	MPH	DIFF	TIME OF DAY			
1 -	OUTLAP	99.2	1:08.695	85.1	IN PIT					12:22:28.766
2 -	OUTLAP	105.5	1:05.052	94.2	35.936	99.8	2:42.974	59.46	36.156	12:25:11.740
3 -	31.945	106.6	1:01.992	94.1	34.448	100.7	2:08.385 (3)	75.48	1.567	12:27:20.125
4 -	31.768	106.5	1:01.461	95.7	34.303	101.2	2:07.532 (2)	75.99	0.714	12:29:27.657
5 -	31.429	106.1	1:01.285	96.5	34.104	102.1	2:06.818 (1)	76.41		12:31:34.475

P16 90		Greg GREENWOOD		Luyten Honda - FPW Racing						
IDEAL LAP TIME : 2:07.389		BEST LAP TIME : 2:07.454		DIFFERENCE : 0.065						
LAP	SECTOR 1	SECTOR 2	SECTOR 3	LAP TIME	MPH	DIFF	TIME OF DAY			
1 -	OUTLAP	101.6	1:09.475	88.1	44.496	75.5				12:22:38.341
2 -	34.108	104.5	1:04.888	93.3	36.146	101.9	2:15.142	71.71	7.688	12:24:53.483
3 -	32.030	106.3	1:03.578	95.7	35.452	102.4	2:11.060 (3)	73.94	3.606	12:27:04.543
4 -	32.259	107.5	1:01.933	96.5	34.478	103.2	2:08.670 (2)	75.31	1.216	12:29:13.213
5 -	31.448	106.3	1:01.998	97.3	34.008	104.3	2:07.454 (1)	76.03		12:31:20.667

P17 62 M3		Vasco van der VALK		Honda - Vazco62.nl /Banks Racing						
IDEAL LAP TIME : 2:08.422		BEST LAP TIME : 2:08.745		DIFFERENCE : 0.323						
LAP	SECTOR 1	SECTOR 2	SECTOR 3	LAP TIME	MPH	DIFF	TIME OF DAY			
1 -	OUTLAP	103.7	1:07.454	91.3	36.543	102.7				12:22:32.990
2 -	33.096	107.5	1:04.026	94.1	35.539	101.5	2:12.661	73.05	3.916	12:24:45.651
3 -	32.758	105.6	1:03.714	92.6	35.248	102.6	2:11.720 (3)	73.57	2.975	12:26:57.371
4 -	31.500	108.9	1:02.957	95.4	34.839	101.3	2:09.296 (2)	74.95	0.551	12:29:06.667
5 -	31.823	107.2	1:02.324	96.5	34.598	102.7	2:08.745 (1)	75.27		12:31:15.412

P18 54		Bryn OWEN		Honda - Bryn Taff Racing						
IDEAL LAP TIME : 2:08.729		BEST LAP TIME : 2:08.910		DIFFERENCE : 0.181						
LAP	SECTOR 1	SECTOR 2	SECTOR 3	LAP TIME	MPH	DIFF	TIME OF DAY			
1 -	OUTLAP	91.1	1:07.812	94.3	37.763	101.9				12:22:33.559
2 -	33.220	106.3	1:05.248	96.6	36.520	102.4	2:14.988	71.79	6.078	12:24:48.547
3 -	32.657	106.0	1:03.593	95.4	35.870	100.7	2:12.120 (3)	73.35	3.210	12:27:00.667
4 -	32.012	106.3	1:02.785	96.6	35.633	103.0	2:10.430 (2)	74.30	1.520	12:29:11.097
5 -	32.193	104.3	1:01.870	95.8	34.847	101.3	2:08.910 (1)	75.17		12:31:20.007

P19 82		Jon VINCENT		Honda - Mblly /JVR Racing						
IDEAL LAP TIME : 2:08.975		BEST LAP TIME : 2:08.975		DIFFERENCE : 0.000						
LAP	SECTOR 1	SECTOR 2	SECTOR 3	LAP TIME	MPH	DIFF	TIME OF DAY			
1 -	OUTLAP	96.2	1:10.553	92.6	38.664	99.5				12:22:34.306
2 -	33.486	102.9	1:03.897	95.8	36.441	99.8	2:13.824 (3)	72.41	4.849	12:24:48.130
3 -	33.401	104.6	1:03.472	95.0	35.979	101.8	2:12.852 (2)	72.94	3.877	12:27:00.982
4 -	32.621	104.6	1:01.694	95.3	34.660	101.0	2:08.975 (1)	75.14		12:29:09.957

P20 16 M3		Tomás DE VRIES		Honda - DAT Racing						
IDEAL LAP TIME : 2:08.995		BEST LAP TIME : 2:09.086		DIFFERENCE : 0.091						
LAP	SECTOR 1	SECTOR 2	SECTOR 3	LAP TIME	MPH	DIFF	TIME OF DAY			
1 -	OUTLAP	94.9	1:08.766	88.8	38.296	99.7				12:22:32.494

Weather / Track : Rain / Wet

Oulton Park International
Circuit Length = 2.6920 miles
Start: 12:20 Flag 12:30 End: 12:32

MCRCB BULLETIN TK182

2014 MCE British Superbike Championship - Round 7

2014 Motul British Motostar Championship

WARM-UP - SECTOR ANALYSIS

SECTOR 1 = FL to I1, SECTOR 2 = I1 to I2, SECTOR 3 = I2 to FL, DIFF = Difference To Personal Best Lap

2 -	33.984	106.5	1:03.884	93.4	35.499	100.6	2:13.367	72.66	4.281	12:24:45.861
3 -	32.825	105.1	1:04.040	93.7	34.784	102.7	2:11.649 (3)	73.61	2.563	12:26:57.510
4 -	31.810	108.0	1:02.751	94.2	34.738	102.4	2:09.299 (2)	74.95	0.213	12:29:06.809
5 -	31.901	105.8	1:02.520	96.9	34.665	102.1	2:09.086 (1)	75.07		12:31:15.895

P21	79 M3	Chris TAYLOR	Honda - Elevator Saddles & Bridles							
IDEAL LAP TIME : 2:09.118		BEST LAP TIME : 2:09.243		DIFFERENCE : 0.125						
LAP	SECTOR 1	SECTOR 2	SECTOR 3	LAP TIME	MPH	DIFF	TIME OF DAY			
1 -	OUTLAP	105.1	1:07.244	96.1	37.459	101.5				12:22:25.761
2 -	33.654	107.3	1:03.749	98.2	35.183	103.4	2:12.586 (2)	73.09	3.343	12:24:38.347
3 -	32.055	108.2	1:03.624	96.0	IN PIT		2:22.977 P	67.78	13.734	12:27:01.324
4 -	OUTLAP	107.0	1:02.970	98.8	34.802	105.0	2:56.356	54.95	47.113	12:29:57.680
5 -	32.180	108.7	1:02.335	98.8	34.728	104.0	2:09.243 (1)	74.98		12:32:06.923

P22	64	Asher DURHAM	Honda - SP125Racing.com							
IDEAL LAP TIME : 2:08.893		BEST LAP TIME : 2:09.260		DIFFERENCE : 0.367						
LAP	SECTOR 1	SECTOR 2	SECTOR 3	LAP TIME	MPH	DIFF	TIME OF DAY			
1 -	OUTLAP	100.6	1:07.772	95.3	37.312	101.8				12:22:32.166
2 -	33.101	107.3	1:04.530	94.7	35.706	100.0	2:13.337	72.68	4.077	12:24:45.503
3 -	32.967	107.2	1:03.852	97.5	34.828	103.8	2:11.647 (3)	73.61	2.387	12:26:57.150
4 -	31.505	108.7	1:02.980	96.8	34.775	102.6	2:09.260 (1)	74.97		12:29:06.410
5 -	31.917	108.0	1:02.637	96.1	34.751	105.3	2:09.305 (2)	74.94	0.045	12:31:15.715

P23	7	Jamie ASHBY	Honda - JPA Racing /SP125							
IDEAL LAP TIME : 2:10.631		BEST LAP TIME : 2:10.631		DIFFERENCE : 0.000						
LAP	SECTOR 1	SECTOR 2	SECTOR 3	LAP TIME	MPH	DIFF	TIME OF DAY			
1 -	OUTLAP	101.5	1:08.300	94.2	37.637	97.6				12:22:32.241
2 -	33.841	104.3	1:05.059	96.2	36.457	100.4	2:15.357 (3)	71.59	4.726	12:24:47.598
3 -	33.343	104.3	1:03.059	96.5	35.372	101.2	2:11.774 (2)	73.54	1.143	12:26:59.372
4 -	32.683	104.5	1:07.828	94.7	35.993	100.4	2:16.504	70.99	5.873	12:29:15.876
5 -	32.579	103.7	1:02.729	95.7	35.323	100.1	2:10.631 (1)	74.18		12:31:26.507

P24	142 M3	Brian SLOOTEN	Honda - Bakker Frames Holland							
IDEAL LAP TIME : 2:08.414		BEST LAP TIME : 2:10.757		DIFFERENCE : 2.343						
LAP	SECTOR 1	SECTOR 2	SECTOR 3	LAP TIME	MPH	DIFF	TIME OF DAY			
1 -	OUTLAP	102.1	1:08.496	92.6	37.337	100.7				12:22:27.075
2 -	33.124	107.0	1:05.165	96.0	35.932	102.2	2:14.221 (2)	72.20	3.464	12:24:41.296
3 -	32.355	106.5	1:02.631	97.6	35.771	102.4	2:10.757 (1)	74.11		12:26:52.053
4 -	32.103	106.0	1:02.537	95.5	IN PIT		2:17.638 P	70.41	6.881	12:29:09.691
5 -	OUTLAP	105.5	1:01.531	98.1	34.780	102.1	2:38.230	61.24	27.473	12:31:47.921

P25	35	Elliot LODGE	Honda - SP125/Spike Racing							
IDEAL LAP TIME : 2:10.866		BEST LAP TIME : 2:10.866		DIFFERENCE : 0.000						
LAP	SECTOR 1	SECTOR 2	SECTOR 3	LAP TIME	MPH	DIFF	TIME OF DAY			
1 -	OUTLAP	94.6	1:10.553	83.1	IN PIT			P		12:22:44.567
2 -	OUTLAP	95.1	1:06.332	86.7	36.559	96.1	5:00.563	32.24	2:49.697	12:27:45.130
3 -	33.909	98.9	1:02.954	87.7	35.394	97.5	2:12.257 (2)	73.27	1.391	12:29:57.387
4 -	32.783	98.9	1:02.730	89.3	35.353	95.4	2:10.866 (1)	74.05		12:32:08.253

P26	13 M3	Sam BURMAN	Honda - WNT /Burman Racing							
IDEAL LAP TIME : 2:11.694		BEST LAP TIME :		DIFFERENCE :						
LAP	SECTOR 1	SECTOR 2	SECTOR 3	LAP TIME	MPH	DIFF	TIME OF DAY			
1 -	OUTLAP	104.5	1:06.179	95.1	36.257	103.7				12:22:18.604

P27	25 M3	Mike BROUWERS	Honda - Joma /Brouwers Racing Team							
IDEAL LAP TIME :		BEST LAP TIME :		DIFFERENCE :						
LAP	SECTOR 1	SECTOR 2	SECTOR 3	LAP TIME	MPH	DIFF	TIME OF DAY			

Weather / Track : Rain / Wet

Oulton Park International
Circuit Length = 2.6920 miles
Start: 12:20 Flag 12:30 End: 12:32

MCRCB BULLETIN TK182

2014 MCE British Superbike Championship - Round 7

2014 Motul British Motostar Championship

WARM-UP - SECTOR ANALYSIS

SECTOR 1 = FL to I1, SECTOR 2 = I1 to I2, SECTOR 3 = I2 to FL, DIFF = Difference To Personal Best Lap

1 -	OUTLAP	78.6	1:15.104	73.5	IN PIT	P	12:23:08.451
------------	---------------	-------------	-----------------	-------------	---------------	----------	---------------------

MCRCB BULLETIN TK183**2014 MCE British Superbike Championship - Round 7****2014 Motul British Motostar Championship****WARM-UP - BEST SPEEDS**

POS	SECTOR 1			SECTOR 2			FINISH LINE		
	NO	NAME	MPH	NO	NAME	MPH	NO	NAME	MPH
1	66	Joe IRVING	116.1	66	Joe IRVING	105.6	66	Joe IRVING	112.0
2	69	Tom BOOTH-AMOS	113.9	28	Bradley RAY	103.5	28	Bradley RAY	109.1
3	72	Alex PERSSON	113.5	72	Alex PERSSON	102.7	72	Alex PERSSON	108.9
4	28	Bradley RAY	112.7	42	James HOBSON	101.9	34	Jordan WEAVING	108.4
5	42	James HOBSON	112.7	69	Tom BOOTH-AMOS	101.8	69	Tom BOOTH-AMOS	108.2
6	86	Charlie NESBITT	112.5	86	Charlie NESBITT	101.0	42	James HOBSON	108.0
7	34	Jordan WEAVING	112.4	6	Taz TAYLOR	100.6	6	Taz TAYLOR	107.3
8	36	Jayson URIBE	112.2	34	Jordan WEAVING	100.6	86	Charlie NESBITT	106.5
9	12	Edward RENDELL	111.6	36	Jayson URIBE	100.3	36	Jayson URIBE	106.1
10	74	Joe THOMPSON	110.3	74	Joe THOMPSON	99.8	64	Asher DURHAM	105.3
11	6	Taz TAYLOR	109.2	12	Edward RENDELL	98.9	74	Joe THOMPSON	105.0
12	13	Sam BURMAN	109.1	79	Chris TAYLOR	98.8	79	Chris TAYLOR	105.0
13	47	Jake ARCHER	108.9	142	Brian SLOOTEN	98.1	12	Edward RENDELL	104.5
14	62	Vasco van der VALK	108.9	64	Asher DURHAM	97.5	90	Greg GREENWOOD	104.3
15	64	Asher DURHAM	108.7	90	Greg GREENWOOD	97.3	13	Sam BURMAN	103.7
16	79	Chris TAYLOR	108.7	65	Josh OWENS	97.2	54	Bryn OWEN	103.0
17	16	Tomás DE VRIES	108.0	16	Tomás DE VRIES	96.9	16	Tomás DE VRIES	102.7
18	90	Greg GREENWOOD	107.5	47	Jake ARCHER	96.6	62	Vasco van der VALK	102.7
19	65	Josh OWENS	107.2	54	Bryn OWEN	96.6	65	Josh OWENS	102.7
20	142	Brian SLOOTEN	107.0	7	Jamie ASHBY	96.5	142	Brian SLOOTEN	102.4
21	84	Daniel HERMANSSON	106.6	62	Vasco van der VALK	96.5	47	Jake ARCHER	102.2
22	54	Bryn OWEN	106.3	84	Daniel HERMANSSON	96.5	84	Daniel HERMANSSON	102.1
23	71	Zak CORDEROY	106.3	82	Jon VINCENT	96.1	82	Jon VINCENT	101.8
24	82	Jon VINCENT	104.6	13	Sam BURMAN	95.1	7	Jamie ASHBY	101.2
25	7	Jamie ASHBY	104.5	71	Zak CORDEROY	95.1	71	Zak CORDEROY	98.1
26	35	Elliot LODGE	98.9	35	Elliot LODGE	89.3	35	Elliot LODGE	97.5
27	44	Jake BAYFORD	87.0	25	Mke BROUWERS	73.5			
28	25	Mke BROUWERS	78.6						

Weather / Track : Rain / Wet

Oulton Park International
Circuit Length = 2.6920 miles
Start: 12:20 Flag 12:30 End: 12:32

Results can be found at www.tsl-timing.com

Printed - 12:34 Sunday, 10 August 2014

MCRCB BULLETIN TK184

2014 MCE British Superbike Championship - Round 7

2014 Motul British Motostar Championship

WARM-UP - BEST SECTORS

SECTOR 1			SECTOR 2			SECTOR 3			IDEAL / BEST COMPARISON						
POS	NO	NAME	TIME	NO	NAME	TIME	NO	NAME	TIME	POS	NO	NAME	IDEAL	BEST	DIFF
1	66	IRVING	28.684	66	IRVING	55.143	66	IRVING	31.528				PERFECT LAP	1:55.355	
2	12	RENDELL	29.511	12	RENDELL	56.055	12	RENDELL	32.190	1	66	IRVING	1:55.355	1:55.525	0.170
3	34	WEAVING	29.675	34	WEAVING	57.073	34	WEAVING	32.449	2	12	RENDELL	1:57.756	1:57.756	0.000
4	72	PERSSON	30.106	72	PERSSON	57.433	6	TAYLOR	32.636	3	34	WEAVING	1:59.197	1:59.197	0.000
5	36	URIBE	30.240	6	TAYLOR	57.560	28	RAY	32.715	4	72	PERSSON	2:00.452	2:00.452	0.000
6	69	BOOTH-AMDS	30.249	36	URIBE	57.572	36	URIBE	32.802	5	6	TAYLOR	2:00.562	2:00.562	0.000
7	74	THOMPSON	30.280	86	NESBITT	57.819	86	NESBITT	32.817	6	36	URIBE	2:00.614	2:01.078	0.464
8	6	TAYLOR	30.366	28	RAY	57.926	72	PERSSON	32.913	7	86	NESBITT	2:01.266	2:01.268	0.002
9	86	NESBITT	30.630	74	THOMPSON	58.397	69	BOOTH-AMDS	33.000	8	28	RAY	2:01.592	2:01.592	0.000
10	47	ARCHER	30.933	69	BOOTH-AMDS	58.802	74	THOMPSON	33.592	9	69	BOOTH-AMDS	2:02.051	2:02.226	0.175
11	28	RAY	30.951	65	OWENS	59.816	65	OWENS	33.892	10	74	THOMPSON	2:02.269	2:02.269	0.000
12	84	HERMANSSON	31.429	71	CORDEROY	1:00.244	47	ARCHER	33.937	11	47	ARCHER	2:05.128	2:05.128	0.000
13	71	CORDEROY	31.442	47	ARCHER	1:00.258	90	GREENWOOD	34.008	12	65	OWENS	2:05.413	2:06.032	0.619
14	90	GREENWOOD	31.448	42	HOBSON	1:00.350	42	HOBSON	34.020	13	71	CORDEROY	2:05.883	2:05.901	0.018
15	62	VALK	31.500	84	HERMANSSON	1:01.285	84	HERMANSSON	34.104	14	42	HOBSON	2:06.062	2:06.301	0.239
16	64	DURHAM	31.505	142	SLOOTEN	1:01.531	71	CORDEROY	34.197	15	84	HERMANSSON	2:06.818	2:06.818	0.000
17	42	HOBSON	31.692	82	VINCENT	1:01.694	62	VALK	34.598	16	90	GREENWOOD	2:07.389	2:07.454	0.065
18	65	OWENS	31.705	54	OWEN	1:01.870	82	VINCENT	34.660	17	142	SLOOTEN	2:08.414	2:10.757	2.343
19	16	DE VRIES	31.810	90	GREENWOOD	1:01.933	16	DE VRIES	34.665	18	62	VALK	2:08.422	2:08.745	0.323
20	54	OWEN	32.012	62	VALK	1:02.324	79	TAYLOR	34.728	19	54	OWEN	2:08.729	2:08.910	0.181
21	79	TAYLOR	32.055	79	TAYLOR	1:02.335	64	DURHAM	34.751	20	64	DURHAM	2:08.893	2:09.260	0.367
22	142	SLOOTEN	32.103	13	BURMAN	1:02.427	142	SLOOTEN	34.780	21	82	VINCENT	2:08.975	2:08.975	0.000
23	7	ASHBY	32.579	16	DE VRIES	1:02.520	54	OWEN	34.847	22	16	DE VRIES	2:08.995	2:09.086	0.091
24	82	VINCENT	32.621	64	DURHAM	1:02.637	7	ASHBY	35.323	23	79	TAYLOR	2:09.118	2:09.243	0.125
25	35	LODGE	32.783	7	ASHBY	1:02.729	35	LODGE	35.353	24	7	ASHBY	2:10.631	2:10.631	0.000
26	13	BURMAN	33.010	35	LODGE	1:02.730	13	BURMAN	36.257	25	35	LODGE	2:10.866	2:10.866	0.000
27				25	BROUWERS	1:15.104				26	13	BURMAN	2:11.694		
28										27	25	BROUWERS			
29															

Weather / Track : Rain / Wet

Results can be found at www.tsl-timing.com

Oulton Park International
 Circuit Length = 2.6920 miles
 Start: 12:20 Flag 12:30 End: 12:32

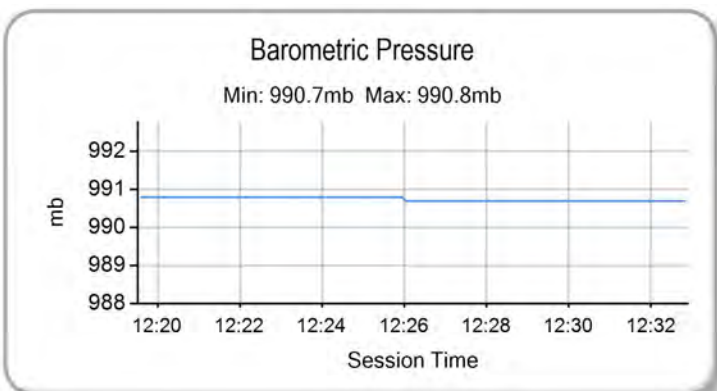
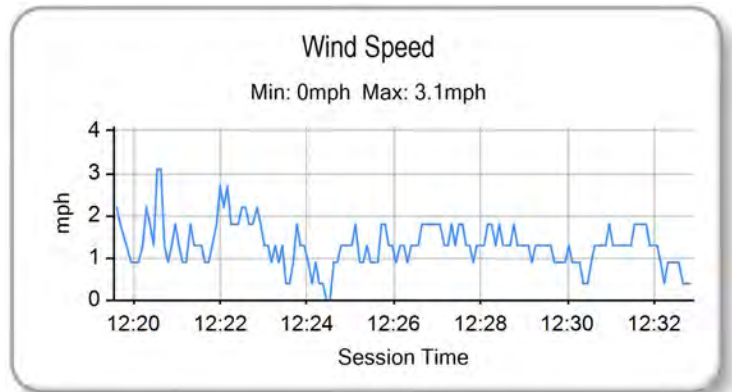
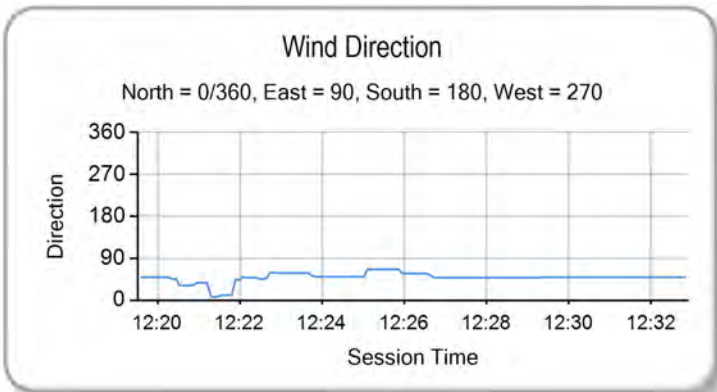
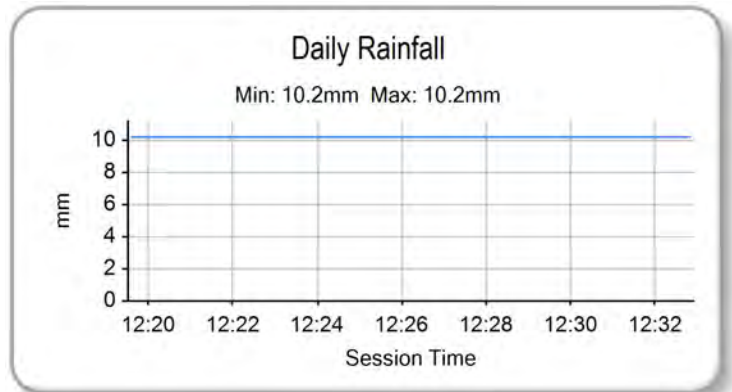
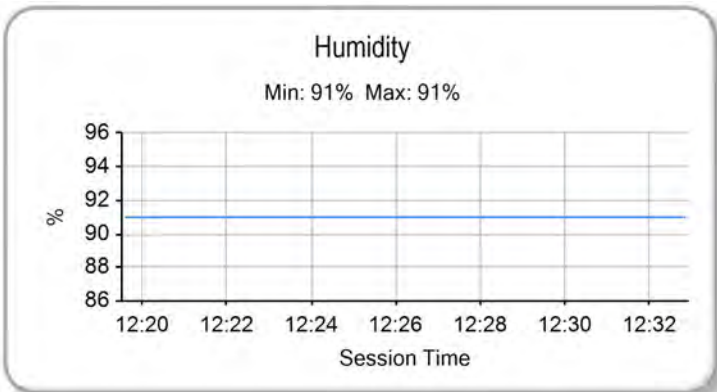
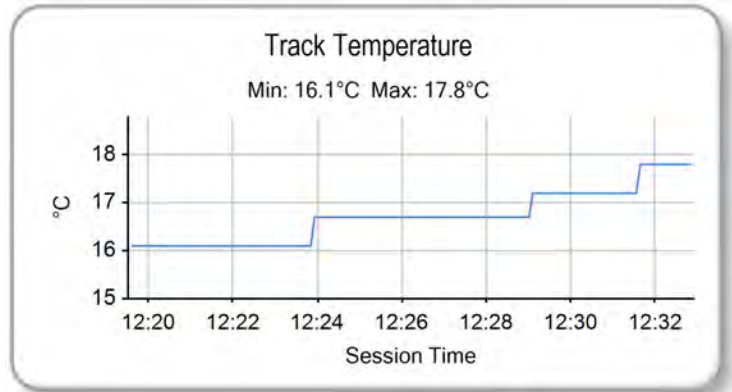
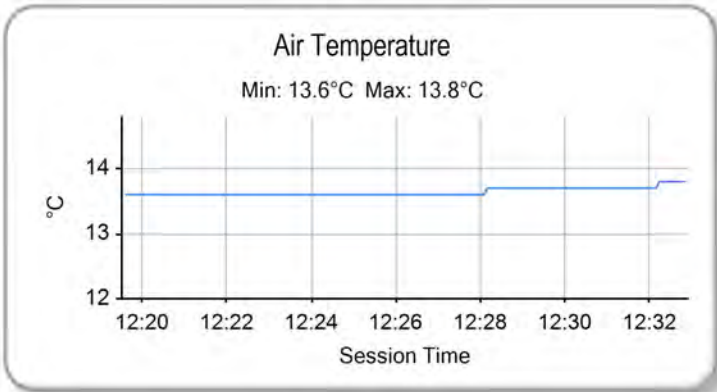
Printed - 12:34 Sunday, 10 August 2014

MCRCB BULLETIN TK185

2014 MCE British Superbike Championship - Round 7

2014 Motul British Motostar Championship

WARM-UP - WEATHER CONDITIONS



Weather / Track : Rain / Wet

Results can be found at www.tsl-timing.com

Oulton Park International
Circuit Length = 2.6920 miles
Start: 12:20 Flag 12:30 End: 12:32

Printed - 12:35 Sunday, 10 August 2014

ROW 10	29	7	1:57.648	Jamie ASHBY	28	54	1:54.761	Bryn OWEN				
ROW 9	27	44	1:54.093	Jake BAYFORD	26	4	1:54.093	Louis VALLELEY	25	90	1:53.294	Greg GREENWOOD
ROW 8	24	82	1:52.639	Jon VINCENT	23	16	1:52.466	Tomás DE VRIES	22	74	1:52.356	Joe THOMPSON
ROW 7	21	84	1:52.236	Daniel HERMANSSON	20	13	1:51.908	Sam BURMAN	19	35	1:51.737	Elliot LODGE
ROW 6	18	47	1:51.704	Jake ARCHER	17	64	1:51.283	Asher DURHAM	16	62	1:51.043	Vasco van der VALK
ROW 5	15	71	1:50.521	Zak CORDEROY	14	79	1:50.303	Chris TAYLOR	13	142	1:50.116	Brian SLOOTEN
ROW 4	12	42	1:49.517	James HOBSON	11	65	1:49.469	Josh OWENS	10	72	1:48.998	Alex PERSSON
ROW 3	9	25	1:48.920	Mike BROUWERS	8	86	1:48.912	Charlie NESBITT	7	69	1:47.530	Tom BOOTH-AMOS
ROW 2	6	12	1:47.418	Edward RENDELL	5	6	1:47.343	Taz TAYLOR	4	36	1:47.238	Jayson URIBE
ROW 1	3	34	1:46.424	Jordan WEAVING	2	66	1:45.915	Joe IRVING	1	28	1:44.998	Bradley RAY
												Pole

Oulton Park International
Circuit Length = 2.6920 miles

These results are provisional until the conclusion of any judicial and technical matters.

Race Director :	Stewards :	Timekeeper :
-----------------	------------	--------------

Results can be found at www.britishsuperbike.com

Printed - 12:32 Sunday, 10 August 2014



POS	NO	CL	PIC NAME	ENTRY	LAPS	TIME	GAP	DIFF	MPH	BEST	ON
1	66	MB	1 Joe IRVING	KTM- Redline KTM	10	19:46.385			81.68	1:56.913	5
2	12		1 Edward RENDELL	Honda - Banks Racing	10	19:52.021	5.636	5.636	81.30	1:57.282	7
3	34	MB	2 Jordan WEAVING	KTM- Jordan Racing /Burkert	10	19:52.676	6.291	0.655	81.25	1:57.218	9
4	36	MB	3 Jayson URIBE	Honda - FPW Racing /RSR	10	19:53.515	7.130	0.839	81.19	1:57.271	6
5	79	MB	4 Chris TAYLOR	Honda - Elevator Saddles & Bridles	10	20:40.373	53.988	46.858	78.13	2:00.983	9
6	25	MB	5 Mke BROUWERS	Honda - Joma /Brouwers Racing Team	10	20:44.118	57.733	3.745	77.89	2:02.123	10
7	74	MB	6 Joe THOMPSON	Repli-Cast - Repli-Cast UK	10	20:44.306	57.921	0.188	77.88	2:01.753	7
8	62	MB	7 Vasco VAN DER VALK	Honda - Vasco62.nl /Banks Racing	10	20:44.521	58.136	0.215	77.87	2:01.564	10
9	65		2 Josh OWENS	Honda - RCD Motorsport	10	20:44.950	58.565	0.429	77.84	2:01.653	10
10	84		3 Daniel HERMANSSON	TSR Luyten - FPW Racing	10	20:56.002	1:09.617	11.052	77.15	2:01.028	9
11	47		4 Jake ARCHER	Honda - Jake Archer Racing	10	21:07.284	1:20.899	11.282	76.47	2:03.619	7
12	90		5 Greg GREENWOOD	Luyten Honda - FPW Racing	10	21:07.591	1:21.206	0.307	76.45	2:03.344	10
13	64		6 Asher DURHAM	Honda - SP125Racing.com	10	21:24.091	1:37.706	16.500	75.47	2:05.548	10
14	13	MB	8 Sam BURMAN	Honda - WNT /Burman Racing	10	21:24.587	1:38.202	0.496	75.44	2:05.676	7
15	4		7 Louis VALLELEY	KTM- Century 21 /Cresswell Racing	10	21:27.060	1:40.675	2.473	75.29	2:05.910	9
16	35		8 Elliot LODGE	Honda - SP125 /Spike Racing	10	21:27.350	1:40.965	0.290	75.28	2:05.021	10
17	42	MB	9 James HOBSON	Honda - Two 4 Motorsport with RS Racing	10	21:28.304	1:41.919	0.954	75.22	2:05.899	9
18	7		9 Jamie ASHBY	Honda - JPA Racing /SP125	10	21:49.544	2:03.159	21.240	74.00	2:07.747	10
19	44		10 Jake BAYFORD	Honda - SGR Racing	10	21:49.745	2:03.360	0.201	73.99	2:07.647	7
20	82		11 Jon VINCENT	Honda - Ivbly /JVR Racing	10	21:50.624	2:04.239	0.879	73.94	2:07.982	10

NOT CLASSIFIED

DNF	71		Zak CORDEROY	Honda - Zak Corderoy Racing	7	14:26.338	3 Laps	3 Laps	78.30	2:00.152	6
DNF	6		Taz TAYLOR	Luyten Honda - FPW Racing /Hookless Holidays	5	10:07.503	5 Laps	2 Laps	79.76	1:58.561	4
DNF	72		Alex PERSSON	Honda - PWR /Nordgren Racing	5	10:15.611	5 Laps	8.108	78.71	2:00.669	4
DNF	28		Bradley RAY	EE125 - FAB-Racing	5	10:42.031	5 Laps	26.420	75.47	1:58.022	3
DNF	16	MB	Tomás DE VRIES	Honda - DAT Racing	5	10:51.318	5 Laps	9.287	74.39	2:06.808	5
DNF	86	MB	Charlie NESBITT	Repli-Cast - Repli-Cast UK	4	8:04.966	6 Laps	1 Lap	79.93	1:58.507	4
DNF	69		Tom BOOTH-AMDS	Honda - RS Racing	3	6:02.706	7 Laps	1 Lap	80.15	1:58.603	3
DNF	142	MB	Brian SLOOTEN	Honda - Bakker Frames Holland	1	2:14.717	9 Laps	2 Laps	71.93		
DNF	54		Bryn OWEN	Honda - Bryn Taff Racing	0						

FASTEST LAP

66	MB	Joe IRVING	KTM- Redline KTM	5	1:56.913	82.89 mph	133.40 kph
12		Edward RENDELL	Honda - Banks Racing	7	1:57.282	82.63 mph	132.98 kph

Weather / Track : Rain / Wet

These results are provisional until the conclusion of any judicial and technical matters.

Oulton Park International

Circuit Length = 2.6920 miles

Start: 15:05 Flag 15:24 End: 15:27

Race Director :	Stewards :	Timekeeper :
-----------------	------------	--------------

Results can be found at www.britishsuperbike.com

Printed - 15:27 Sunday, 10 August 2014



MCRCB BULLETIN TK214

2014 MCE British Superbike Championship - Round 7

2014 Motul British Motostar Championship

RACE 8 - LAP CHART

LAP 1 @ 15:07:19.345		
NO	BEHIND	LAP TIME

66		2:03.986
28	1.113	2:05.099
69	1.218	2:05.204
12	1.538	2:05.524
34	2.940	2:06.926
86	3.139	2:07.125
36	3.510	2:07.496
6	3.744	2:07.730
72	7.767	2:11.753
25	8.887	2:12.873
79	10.102	2:14.088
62	10.401	2:14.387
142	10.731	2:14.717
74	10.844	2:14.830
71	11.486	2:15.472
42	12.374	2:16.360
47	12.455	2:16.441
65	12.529	2:16.515
4	13.947	2:17.933
90	14.042	2:18.028
13	14.443	2:18.429
64	14.913	2:18.899
16	15.243	2:19.229
35	15.358	2:19.344
82	15.806	2:19.792
84	16.247	2:20.233
44	17.833	2:21.819
7	18.113	2:22.099

LAP 2 @ 15:09:17.269		
NO	BEHIND	LAP TIME

66		1:57.924
69	2.193	1:58.899
12	2.700	1:59.086
28	2.962	1:59.773
86	5.138	1:59.923
34	5.474	2:00.458
36	5.822	2:00.236
6	6.265	2:00.445
72	10.983	2:01.140
25	16.333	2:05.370
79	18.058	2:05.880
62	18.323	2:05.846
71	18.553	2:04.991
74	18.706	2:05.786
65	20.129	2:05.524
47	22.438	2:07.907
42	22.512	2:08.062
90	24.235	2:08.117
13	26.009	2:09.490
4	26.223	2:10.200
64	26.441	2:09.452
16	26.664	2:09.345
84	26.946	2:08.623
82	28.389	2:10.507
35	28.707	2:11.273
7	32.648	2:12.459
44	34.441	2:14.532

LAP 5 @ 15:15:10.537		
NO	BEHIND	LAP TIME

66		1:56.913
12	8.284	1:59.546

LAP 3 @ 15:11:16.283		
NO	BEHIND	LAP TIME

66		1:59.014
69	1.782	1:58.603
12	1.903	1:58.217
28	1.970	1:58.022
86	5.535	1:59.411
36	5.867	1:59.059
6	6.307	1:59.056
34	6.405	1:59.945
72	13.126	2:01.157
25	21.447	2:04.128
71	21.847	2:02.308
79	22.357	2:03.313
62	22.605	2:03.296
74	22.845	2:03.153
65	24.059	2:02.944
47	31.058	2:07.634
42	31.333	2:07.835
90	32.307	2:07.086
84	34.315	2:06.383
13	35.784	2:08.789
16	36.729	2:09.079
64	37.269	2:09.842
4	37.681	2:10.472
82	38.147	2:08.772
35	38.479	2:08.786
7	44.948	2:11.314
44	47.165	2:11.738

LAP 4 @ 15:13:13.624		
NO	BEHIND	LAP TIME

66		1:57.341
12	5.651	2:01.089
86	6.701	1:58.507
36	6.923	1:58.397
6	7.527	1:58.561
34	8.572	1:59.508
72	16.454	2:00.669
28	17.533	2:12.904
71	25.566	2:01.060
25	28.120	2:04.014
79	28.504	2:03.488
62	28.915	2:03.651
74	29.156	2:03.652
65	29.511	2:02.793
47	40.418	2:06.701
42	41.354	2:07.362
90	41.628	2:06.662
84	41.810	2:04.836
13	45.920	2:07.477
16	46.245	2:06.857
64	46.561	2:06.633
4	47.420	2:07.080
35	48.641	2:07.503
82	50.732	2:09.926
7	57.510	2:09.903
44	59.547	2:09.723

LAP 5 @ 15:15:10.537		
NO	BEHIND	LAP TIME

66		1:56.913
12	8.284	1:59.546

36	9.613	1:59.603
34	10.144	1:58.485
6	12.325	2:01.711
72	20.433	2:00.892
71	29.812	2:01.159
25	35.230	2:04.023
79	35.263	2:03.672
62	35.600	2:03.598
74	36.084	2:03.841
65	36.560	2:03.962
28	46.853	2:26.233 P
47	49.477	2:05.972
90	50.661	2:05.946
84	50.769	2:05.872
42	53.038	2:08.597
16	56.140	2:06.808
64	56.702	2:07.054
4	58.104	2:07.597
13	58.594	2:09.587
35	59.323	2:07.595
82	1:04.921	2:11.102
7	1:10.386	2:09.789
44	1:12.330	2:09.696

LAP 6 @ 15:17:07.954		
NO	BEHIND	LAP TIME

66		1:57.417
12	8.968	1:58.101
36	9.467	1:57.271
34	10.281	1:57.554
71	32.547	2:00.152
25	41.443	2:03.630
79	41.615	2:03.769
62	42.244	2:04.061
74	42.862	2:04.195
65	43.304	2:04.161
47	57.337	2:05.277
84	57.465	2:04.113
90	58.220	2:04.976
42	1:04.347	2:08.726
64	1:06.630	2:07.345
4	1:07.920	2:07.233
13	1:08.338	2:07.161
35	1:10.106	2:08.200
82	1:19.186	2:11.682
7	1:22.239	2:09.270
44	1:24.366	2:09.453

LAP 7 @ 15:19:06.104		
NO	BEHIND	LAP TIME

66		1:58.150
12	8.100	1:57.282
36	8.838	1:57.521
34	9.400	1:57.269
71	35.593	2:01.196
79	44.884	2:01.419
25	45.662	2:02.369
62	46.172	2:02.078
74	46.465	2:01.753
65	47.550	2:02.396
84	1:01.331	2:02.016
47	1:02.806	2:03.619
90	1:04.539	2:04.469
42	1:14.101	2:07.904

64	1:14.606	2:06.126
13	1:15.864	2:05.676
4	1:17.179	2:07.409
35	1:19.024	2:07.068
82	1:31.560	2:10.524
7	1:33.355	2:09.266
44	1:33.863	2:07.647

LAP 8 @ 15:21:04.214		
NO	BEHIND	LAP TIME

66		1:58.110
12	7.919	1:57.929
36	8.199	1:57.471
34	9.036	1:57.746
79	47.982	2:01.208
25	50.612	2:03.060
74	50.891	2:02.536
62	51.371	2:03.309
65	52.267	2:02.827
84	1:04.666	2:01.445
47	1:09.194	2:04.498
90	1:11.236	2:04.807
64	1:23.661	2:07.165
13	1:24.318	2:06.564
4	1:26.114	2:07.045
42	1:26.320	2:10.329
35	1:28.002	2:07.088
82	1:43.659	2:10.209
44	1:44.138	2:08.385
7	1:44.321	2:09.076

LAP 9 @ 15:23:02.839		
NO	BEHIND	LAP TIME

66		1:58.625
12	7.132	1:57.838
36	7.204	1:57.630
34	7.629	1:57.218
79	50.340	2:00.983
25	54.515	2:02.528
74	54.776	2:02.510
62	55.477	2:02.731
65	55.817	2:02.175
84	1:07.069	2:01.028
47	1:15.342	2:04.773
90	1:16.767	2:04.156
64	1:31.063	2:06.027
13	1:31.428	2:05.735
4	1:33.399	2:05.910
42	1:33.594	2:05.899
35	1:34.849	2:05.472
44	1:54.250	2:08.737
7	1:54.317	2:08.621
82	1:55.162	2:10.128

LAP 10 @ 15:25:01.744		
NO	BEHIND	LAP TIME

66		1:58.905
12	5.636	1:57.409
34	6.291	1:57.567
36	7.130	1:58.831
79	53.988	2:02.553
25	57.733	2:02.123
74	57.921	2:02.050

62	58.136	2:01.564
65	58.565	2:01.653
84	1:09.617	2:01.453
47	1:20.899	2:04.462
90	1:21.206	2:03.344
64	1:37.706	2:05.548
13	1:38.202	2:05.679
4	1:40.675	2:06.181
35	1:40.965	2:05.021
42	1:41.919	2:07.230
7	2:03.159	2:07.747
44	2:03.360	2:08.015
82	2:04.239	2:07.982

Weather / Track : Rain / Wet

Oulton Park International
Circuit Length = 2.6920 miles
Start: 15:05 Flag 15:24 End: 15:27

MCRCB BULLETIN TK215**2014 MCE British Superbike Championship - Round 7****2014 Motul British Motostar Championship****RACE 8 - POSITION CHART**

No	Name	Lap												
		Pos	1	2	3	4	5	6	7	8	9	10		
28	RAY	1	66	66	66	66	66	66	66	66	66	66	66	66
66	IRVING	2	28	69	69	12	12	12	12	12	12	12	12	12
34	WEAVING	3	69	12	12	86	36	36	36	36	36	36	36	34
36	URIBE	4	12	28	28	36	34	34	34	34	34	34	34	36
6	TAYLOR	5	34	86	86	6	6	71	71	79	79	79	79	79
12	RENDELL	6	86	34	36	34	72	25	79	25	25	25	25	25
69	BOOTH-AMOS	7	36	36	6	72	71	79	25	74	74	74	74	74
86	NESBITT	8	6	6	34	28	25	62	62	62	62	62	62	62
25	BROUWERS	9	72	72	72	71	79	74	74	65	65	65	65	65
72	PERSSON	10	25	25	25	25	62	65	65	84	84	84	84	84
65	OWENS	11	79	79	71	79	74	47	84	47	47	47	47	47
42	HOBSON	12	62	62	79	62	65	84	47	90	90	90	90	90
142	SLOOTEN	13	142	71	62	74	28	90	90	64	64	64	64	64
79	TAYLOR	14	74	74	74	65	47	42	42	13	13	13	13	13
71	CORDEROY	15	71	65	65	47	90	64	64	4	4	4	4	4
62	VAN DER VALK	16	42	47	47	42	84	4	13	42	42	42	42	35
64	DURHAM	17	47	42	42	90	42	13	4	35	35	42	42	42
47	ARCHER	18	65	90	90	84	16	35	35	82	44	7	7	7
35	LODGE	19	4	13	84	13	64	82	82	44	7	44	44	44
13	BURMAN	20	90	4	13	16	4	7	7	7	82	82	82	82
84	HERMANSSON	21	13	64	16	64	13	44	44					
74	THOMPSON	22	64	16	64	4	35							
16	DE VRIES	23	16	84	4	35	82							
82	VINCENT	24	35	82	82	82	7							
90	GREENWOOD	25	82	35	35	7	44							
4	VALLELEY	26	84	7	7	44								
44	BAYFORD	27	44	44	44									
54	OWEN	28	7											
7	ASHBY	29												

Weather / Track : Rain / Wet

Oulton Park International
Circuit Length = 2.6920 miles
Start: 15:05 Flag 15:24 End: 15:27

Results can be found at www.tsl-timing.com

Printed - 15:28 Sunday, 10 August 2014

MCRCB BULLETIN TK216

2014 MCE British Superbike Championship - Round 7

2014 Motul British Motostar Championship

RACE 8 - SECTOR ANALYSIS

SECTOR 1 = FL to I1, SECTOR 2 = I1 to I2, SECTOR 3 = I2 to FL, DIFF = Difference To Personal Best Lap

P1 66 M3 Joe IRVING		KTM- Redline KTM								
IDEAL LAP TIME : 1:56.696		BEST LAP TIME : 1:56.913			DIFFERENCE : 0.217					
LAP	SECTOR 1	SECTOR 2	SECTOR 3	LAP TIME	MPH	DIFF	TIME OF DAY			
1 -		114.7	57.315	104.0	32.081	110.3	2:03.986	78.16	7.073	15:07:19.345
2 -	29.659	114.9	55.958	103.2	32.307	109.4	1:57.924	82.18	1.011	15:09:17.269
3 -	30.100	114.3	56.636	104.3	32.278	110.1	1:59.014	81.42	2.101	15:11:16.283
4 -	29.643	114.1	55.668	104.5	32.030	110.3	1:57.341 (2)	82.59	0.428	15:13:13.624
5 -	29.273	114.9	55.885	104.8	31.755	110.5	1:56.913 (1)	82.89		15:15:10.537
6 -	29.464	114.5	56.029	103.0	31.924	110.7	1:57.417 (3)	82.53	0.504	15:17:07.954
7 -	29.637	114.9	56.684	104.3	31.829	110.7	1:58.150	82.02	1.237	15:19:06.104
8 -	29.862	115.1	56.235	104.0	32.013	110.1	1:58.110	82.05	1.197	15:21:04.214
9 -	29.777	114.5	56.863	104.0	31.985	108.9	1:58.625	81.69	1.712	15:23:02.839
10 -	29.649	115.7	56.396	102.9	32.860	99.2	1:58.905	81.50	1.992	15:25:01.744

P2 12 Edward RENDELL		Honda - Banks Racing								
IDEAL LAP TIME : 1:56.843		BEST LAP TIME : 1:57.282			DIFFERENCE : 0.439					
LAP	SECTOR 1	SECTOR 2	SECTOR 3	LAP TIME	MPH	DIFF	TIME OF DAY			
1 -		110.3	57.737	98.6	32.309	105.5	2:05.524	77.20	8.242	15:07:20.883
2 -	30.041	110.3	56.880	99.2	32.165	105.0	1:59.086	81.38	1.804	15:09:19.969
3 -	29.450	109.8	56.576	99.4	32.191	104.6	1:58.217	81.97	0.935	15:11:18.186
4 -	29.879	109.2	56.463	100.1	34.747	96.0	2:01.089	80.03	3.807	15:13:19.275
5 -	30.446	109.8	56.540	98.5	32.560	103.8	1:59.546	81.06	2.264	15:15:18.821
6 -	30.021	109.6	56.244	99.2	31.836	104.5	1:58.101	82.05	0.819	15:17:16.922
7 -	29.723	109.6	55.710	99.1	31.849	104.3	1:57.282 (1)	82.63		15:19:14.204
8 -	30.047	109.6	55.952	99.1	31.930	104.3	1:57.929	82.17	0.647	15:21:12.133
9 -	29.997	109.2	55.957	98.9	31.884	103.7	1:57.838 (3)	82.24	0.556	15:23:09.971
10 -	29.882	109.6	55.844	99.1	31.683	104.3	1:57.409 (2)	82.54	0.127	15:25:07.380

P3 34 M3 Jordan WEAVING		KTM- Jordan Racing /Burkert								
IDEAL LAP TIME : 1:57.103		BEST LAP TIME : 1:57.218			DIFFERENCE : 0.115					
LAP	SECTOR 1	SECTOR 2	SECTOR 3	LAP TIME	MPH	DIFF	TIME OF DAY			
1 -		112.0	59.120	99.8	32.756	105.8	2:06.926	76.35	9.708	15:07:22.285
2 -	30.083	112.0	57.905	100.9	32.470	105.8	2:00.458	80.45	3.240	15:09:22.743
3 -	30.011	112.2	57.448	100.7	32.486	106.8	1:59.945	80.79	2.727	15:11:22.688
4 -	30.052	112.4	57.206	100.6	32.250	106.1	1:59.508	81.09	2.290	15:13:22.196
5 -	29.417	112.7	56.760	100.1	32.308	106.0	1:58.485	81.79	1.267	15:15:20.681
6 -	29.276	113.3	56.455	100.9	31.823	106.3	1:57.554 (3)	82.44	0.336	15:17:18.235
7 -	29.314	113.3	56.234	100.3	31.721	106.0	1:57.269 (2)	82.64	0.051	15:19:15.504
8 -	29.505	113.3	56.376	100.6	31.865	105.8	1:57.746	82.30	0.528	15:21:13.250
9 -	29.391	112.5	56.158	101.0	31.669	106.8	1:57.218 (1)	82.67		15:23:10.468
10 -	29.455	112.9	56.181	100.9	31.931	104.3	1:57.567	82.43	0.349	15:25:08.035

P4 36 M3 Jayson URIBE		Honda - FPW Racing /RSR								
IDEAL LAP TIME : 1:57.098		BEST LAP TIME : 1:57.271			DIFFERENCE : 0.173					
LAP	SECTOR 1	SECTOR 2	SECTOR 3	LAP TIME	MPH	DIFF	TIME OF DAY			
1 -		112.5	58.990	100.1	32.718	106.6	2:07.496	76.01	10.225	15:07:22.855
2 -	30.510	110.9	57.049	101.3	32.677	106.3	2:00.236	80.60	2.965	15:09:23.091
3 -	29.994	111.8	56.939	100.4	32.126	106.0	1:59.059	81.39	1.788	15:11:22.150
4 -	29.725	111.1	56.505	100.4	32.167	105.8	1:58.397	81.85	1.126	15:13:20.547
5 -	29.816	112.2	57.353	98.8	32.434	104.5	1:59.603	81.02	2.332	15:15:20.150
6 -	29.557	110.5	55.966	100.1	31.748	106.0	1:57.271 (1)	82.64		15:17:17.421
7 -	29.515	110.7	56.230	99.8	31.776	105.1	1:57.521 (3)	82.46	0.250	15:19:14.942
8 -	29.742	111.4	55.835	100.9	31.894	105.5	1:57.471 (2)	82.49	0.200	15:21:12.413
9 -	29.836	112.2	55.944	101.3	31.850	106.3	1:57.630	82.38	0.359	15:23:10.043
10 -	29.885	111.4	56.232	101.5	32.714	102.9	1:58.831	81.55	1.560	15:25:08.874

P5 79 M3 Chris TAYLOR		Honda - Elevator Saddles & Bridles								
IDEAL LAP TIME : 2:00.447		BEST LAP TIME : 2:00.983			DIFFERENCE : 0.536					
LAP	SECTOR 1	SECTOR 2	SECTOR 3	LAP TIME	MPH	DIFF	TIME OF DAY			

Weather / Track : Rain / Wet

Oulton Park International
Circuit Length = 2.6920 miles
Start: 15:05 Flag 15:24 End: 15:27

MCRCB BULLETIN TK216

2014 MCE British Superbike Championship - Round 7

2014 Motul British Motostar Championship

RACE 8 - SECTOR ANALYSIS

SECTOR 1 = FL to I1, SECTOR 2 = I1 to I2, SECTOR 3 = I2 to FL, DIFF = Difference To Personal Best Lap

1 -		110.9	1:02.465	99.8	34.484	105.0	2:14.088	72.27	13.105	15:07:29.447
2 -	31.478	110.1	1:00.674	100.0	33.728	106.1	2:05.880	76.98	4.897	15:09:35.327
3 -	30.753	111.8	59.294	101.5	33.266	107.0	2:03.313	78.59	2.330	15:11:38.640
4 -	30.304	112.9	59.530	101.5	33.654	106.1	2:03.488	78.47	2.505	15:13:42.128
5 -	30.379	113.1	59.936	101.5	33.357	106.6	2:03.672	78.36	2.689	15:15:45.800
6 -	31.718	112.4	58.971	101.5	33.080	107.0	2:03.769	78.30	2.786	15:17:49.569
7 -	30.347	111.2	58.549	100.4	32.523	107.2	2:01.419	(3) 79.81	0.436	15:19:50.988
8 -	30.258	112.0	58.158	100.6	32.792	106.6	2:01.208	(2) 79.95	0.225	15:21:52.196
9 -	29.766	112.5	58.403	98.8	32.814	105.6	2:00.983	(1) 80.10		15:23:53.179
10 -	30.599	110.9	58.638	100.7	33.316	101.6	2:02.553	79.07	1.570	15:25:55.732

P6 25 M3 Mike BROUWERS

Honda - Joma /Brouwers Racing Team

IDEAL LAP TIME : 2:01.961

BEST LAP TIME : 2:02.123

DIFFERENCE : 0.162

LAP	SECTOR 1	SECTOR 2	SECTOR 3	LAP TIME	MPH	DIFF	TIME OF DAY			
1 -		112.0	1:02.103	98.8	34.023	103.8	2:12.873	72.93	10.750	15:07:28.232
2 -	31.244	108.9	1:00.415	97.9	33.711	104.0	2:05.370	77.30	3.247	15:09:33.602
3 -	30.686	109.4	59.985	99.5	33.457	104.2	2:04.128	78.07	2.005	15:11:37.730
4 -	30.749	110.3	59.563	100.4	33.702	103.4	2:04.014	78.14	1.891	15:13:41.744
5 -	30.717	109.6	59.820	100.0	33.486	103.7	2:04.023	78.14	1.900	15:15:45.767
6 -	31.547	110.0	59.103	99.2	32.980	104.5	2:03.630	78.38	1.507	15:17:49.397
7 -	30.538	109.8	58.942	100.0	32.889	105.0	2:02.369	(2) 79.19	0.246	15:19:51.766
8 -	30.543	109.4	59.451	100.1	33.066	102.6	2:03.060	78.75	0.937	15:21:54.826
9 -	30.455	110.1	59.065	100.4	33.008	103.8	2:02.528	(3) 79.09	0.405	15:23:57.354
10 -	30.617	109.6	58.669	99.7	32.837	103.4	2:02.123	(1) 79.35		15:25:59.477

P7 74 M3 Joe THOMPSON

Repli-Cast - Repli-Cast UK

IDEAL LAP TIME : 2:01.394

BEST LAP TIME : 2:01.753

DIFFERENCE : 0.359

LAP	SECTOR 1	SECTOR 2	SECTOR 3	LAP TIME	MPH	DIFF	TIME OF DAY			
1 -		110.0	1:02.885	100.0	34.412	103.8	2:14.830	71.87	13.077	15:07:30.189
2 -	31.503	109.1	1:00.467	99.7	33.816	104.5	2:05.786	77.04	4.033	15:09:35.975
3 -	31.051	110.1	58.793	100.0	33.309	106.0	2:03.153	78.69	1.400	15:11:39.128
4 -	30.659	110.7	59.131	100.1	33.862	103.5	2:03.652	78.37	1.899	15:13:42.780
5 -	30.555	111.1	59.936	99.7	33.350	105.0	2:03.841	78.25	2.088	15:15:46.621
6 -	31.306	110.9	59.547	99.4	33.342	105.5	2:04.195	78.03	2.442	15:17:50.816
7 -	30.076	110.9	58.414	99.1	33.263	105.0	2:01.753	(1) 79.59		15:19:52.569
8 -	30.350	109.6	59.004	99.5	33.182	104.2	2:02.536	79.08	0.783	15:21:55.105
9 -	30.542	110.7	58.935	99.5	33.033	104.5	2:02.510	(3) 79.10	0.757	15:23:57.615
10 -	30.475	110.5	58.671	99.8	32.904	105.0	2:02.050	(2) 79.40	0.297	15:25:59.665

P8 62 M3 Vasco VAN DER VALK

Honda - Vasco62nl /Banks Racing

IDEAL LAP TIME : 2:01.291

BEST LAP TIME : 2:01.564

DIFFERENCE : 0.273

LAP	SECTOR 1	SECTOR 2	SECTOR 3	LAP TIME	MPH	DIFF	TIME OF DAY			
1 -		109.8	1:02.434	100.1	34.161	104.3	2:14.387	72.11	12.823	15:07:29.746
2 -	31.487	108.7	1:00.486	98.5	33.873	104.3	2:05.846	77.00	4.282	15:09:35.592
3 -	31.188	109.8	58.755	100.1	33.353	105.3	2:03.296	78.60	1.732	15:11:38.888
4 -	30.286	112.0	59.388	101.3	33.977	105.0	2:03.651	78.37	2.087	15:13:42.539
5 -	30.352	111.1	1:00.042	95.1	33.204	105.1	2:03.598	78.40	2.034	15:15:46.137
6 -	31.347	109.6	59.617	98.9	33.097	104.0	2:04.061	78.11	2.497	15:17:50.198
7 -	30.156	109.8	58.814	99.1	33.108	104.3	2:02.078	(2) 79.38	0.514	15:19:52.276
8 -	31.239	108.0	58.748	97.9	33.322	104.5	2:03.309	78.59	1.745	15:21:55.585
9 -	30.315	111.2	59.115	100.0	33.301	104.3	2:02.731	(3) 78.96	1.167	15:23:58.316
10 -	30.429	110.0	58.220	100.6	32.915	103.0	2:01.564	(1) 79.72		15:25:59.880

P9 65 Josh OWENS

Honda - RCD Motorsport

IDEAL LAP TIME : 2:01.537

BEST LAP TIME : 2:01.653

DIFFERENCE : 0.116

LAP	SECTOR 1	SECTOR 2	SECTOR 3	LAP TIME	MPH	DIFF	TIME OF DAY			
1 -		106.6	1:02.358	95.4	33.750	101.9	2:16.515	70.99	14.862	15:07:31.874
2 -	32.314	105.6	59.642	95.7	33.568	101.5	2:05.524	77.20	3.871	15:09:37.398
3 -	31.143	105.8	58.661	95.8	33.140	101.5	2:02.944	78.82	1.291	15:11:40.342
4 -	30.908	106.6	58.407	97.1	33.478	101.8	2:02.793	78.92	1.140	15:13:43.135

Weather / Track : Rain / Wet

Oulton Park International
Circuit Length = 2.6920 miles
Start: 15:05 Flag 15:24 End: 15:27

MCRCB BULLETIN TK216

2014 MCE British Superbike Championship - Round 7

2014 Motul British Motostar Championship

RACE 8 - SECTOR ANALYSIS

SECTOR 1 = FL to I1, SECTOR 2 = I1 to I2, SECTOR 3 = I2 to FL, DIFF = Difference To Personal Best Lap

5 -	31.429	105.8	58.911	98.2	33.622	102.1	2:03.962	78.17	2.309	15:15:47.097
6 -	31.252	108.0	59.584	96.9	33.325	101.6	2:04.161	78.05	2.508	15:17:51.258
7 -	31.194	105.8	58.202	96.2	33.000	101.2	2:02.396 (3)	79.17	0.743	15:19:53.654
8 -	31.302	106.3	58.390	96.5	33.135	100.6	2:02.827	78.90	1.174	15:21:56.481
9 -	31.102	108.2	58.201	96.9	32.872	102.2	2:02.175 (2)	79.32	0.522	15:23:58.656
10 -	30.750	106.5	57.915	97.9	32.988	101.5	2:01.653 (1)	79.66		15:26:00.309

P10 84		Daniel HERMANSSON					TSR Luyten - FPW Racing			
IDEAL LAP TIME : 2:00.806		BEST LAP TIME : 2:01.028			DIFFERENCE : 0.222					
LAP	SECTOR 1	SECTOR 2	SECTOR 3	LAP TIME	MPH	DIFF	TIME OF DAY			
1 -		107.5	1:03.340	96.0	34.499	102.7	2:20.233	69.10	19.205	15:07:35.592
2 -	32.435	105.5	1:01.257	97.3	34.931	100.7	2:08.623	75.34	7.595	15:09:44.215
3 -	32.290	107.5	1:00.476	94.9	33.617	101.5	2:06.383	76.68	5.355	15:11:50.598
4 -	30.949	107.7	59.874	96.8	34.013	101.2	2:04.836	77.63	3.808	15:13:55.434
5 -	31.813	108.0	1:00.614	96.2	33.445	101.2	2:05.872	76.99	4.844	15:16:01.306
6 -	30.817	107.7	59.814	95.3	33.482	102.2	2:04.113	78.08	3.085	15:18:05.419
7 -	30.679	107.3	58.169	96.2	33.168	101.0	2:02.016	79.42	0.988	15:20:07.435
8 -	30.501	107.5	58.270	96.4	32.674	101.9	2:01.445 (2)	79.79	0.417	15:22:08.880
9 -	30.554	108.7	57.631	96.1	32.843	101.8	2:01.028 (1)	80.07		15:24:09.908
10 -	30.611	108.4	58.134	96.8	32.708	100.1	2:01.453 (3)	79.79	0.425	15:26:11.361

P11 47		Jake ARCHER					Honda - Jake Archer Racing			
IDEAL LAP TIME : 2:03.619		BEST LAP TIME : 2:03.619			DIFFERENCE : 0.000					
LAP	SECTOR 1	SECTOR 2	SECTOR 3	LAP TIME	MPH	DIFF	TIME OF DAY			
1 -		107.2	1:03.002	98.5	34.881	101.5	2:16.441	71.02	12.822	15:07:31.800
2 -	32.426	108.2	1:01.183	97.9	34.298	102.6	2:07.907	75.76	4.288	15:09:39.707
3 -	32.371	108.5	1:00.996	96.9	34.267	103.2	2:07.634	75.93	4.015	15:11:47.341
4 -	31.961	107.8	1:00.516	96.8	34.224	102.2	2:06.701	76.48	3.082	15:13:54.042
5 -	31.427	107.7	1:00.585	96.4	33.960	102.6	2:05.972	76.93	2.353	15:16:00.014
6 -	31.560	106.8	1:00.123	96.4	33.594	102.4	2:05.277	77.35	1.658	15:18:05.291
7 -	31.099	108.2	59.185	97.3	33.335	102.2	2:03.619 (1)	78.39		15:20:08.910
8 -	31.303	107.8	59.732	96.9	33.463	102.1	2:04.498 (3)	77.84	0.879	15:22:13.408
9 -	31.617	107.5	59.489	96.9	33.667	101.8	2:04.773	77.67	1.154	15:24:18.181
10 -	31.294	107.7	59.619	96.5	33.549	100.7	2:04.462 (2)	77.86	0.843	15:26:22.643

P12 90		Greg GREENWOOD					Luyten Honda - FPW Racing			
IDEAL LAP TIME : 2:03.344		BEST LAP TIME : 2:03.344			DIFFERENCE : 0.000					
LAP	SECTOR 1	SECTOR 2	SECTOR 3	LAP TIME	MPH	DIFF	TIME OF DAY			
1 -		107.2	1:03.775	95.5	34.958	102.6	2:18.028	70.21	14.684	15:07:33.387
2 -	31.485	108.2	1:01.914	96.1	34.718	100.6	2:08.117	75.64	4.773	15:09:41.504
3 -	31.661	108.0	1:01.121	96.8	34.304	103.0	2:07.086	76.25	3.742	15:11:48.590
4 -	31.620	108.4	1:01.035	97.6	34.007	104.2	2:06.662	76.51	3.318	15:13:55.252
5 -	31.837	108.4	1:00.574	96.2	33.535	103.4	2:05.946	76.94	2.602	15:16:01.198
6 -	31.212	108.9	1:00.207	97.2	33.557	102.7	2:04.976	77.54	1.632	15:18:06.174
7 -	30.935	108.9	1:00.031	97.3	33.503	102.4	2:04.469 (3)	77.86	1.125	15:20:10.643
8 -	31.253	107.8	1:00.078	97.2	33.476	102.1	2:04.807	77.65	1.463	15:22:15.450
9 -	31.187	108.0	59.562	97.1	33.407	102.4	2:04.156 (2)	78.05	0.812	15:24:19.606
10 -	30.890	108.5	59.387	98.1	33.067	104.2	2:03.344 (1)	78.57		15:26:22.950

P13 64		Asher DURHAM					Honda - SP125Racing.com			
IDEAL LAP TIME : 2:05.540		BEST LAP TIME : 2:05.548			DIFFERENCE : 0.008					
LAP	SECTOR 1	SECTOR 2	SECTOR 3	LAP TIME	MPH	DIFF	TIME OF DAY			
1 -		107.7	1:03.894	98.8	35.213	103.4	2:18.899	69.77	13.351	15:07:34.258
2 -	32.116	108.5	1:02.260	98.6	35.076	103.0	2:09.452	74.86	3.904	15:09:43.710
3 -	32.614	108.2	1:02.605	96.9	34.623	104.2	2:09.842	74.63	4.294	15:11:53.552
4 -	31.356	108.2	1:00.556	99.1	34.721	103.5	2:06.633	76.53	1.085	15:14:00.185
5 -	32.010	107.7	1:00.873	98.3	34.171	102.9	2:07.054	76.27	1.506	15:16:07.239
6 -	31.457	107.7	1:01.293	97.6	34.595	102.4	2:07.345	76.10	1.797	15:18:14.584
7 -	31.236	107.5	1:00.490	98.8	34.400	102.9	2:06.126 (3)	76.83	0.578	15:20:20.710
8 -	31.766	106.5	1:01.221	98.1	34.178	102.9	2:07.165	76.21	1.617	15:22:27.875

Weather / Track : Rain / Wet

Oulton Park International
Circuit Length = 2.6920 miles
Start: 15:05 Flag 15:24 End: 15:27

MCRCB BULLETIN TK216

2014 MCE British Superbike Championship - Round 7

2014 Motul British Motostar Championship

RACE 8 - SECTOR ANALYSIS

SECTOR 1 = FL to I1, SECTOR 2 = I1 to I2, SECTOR 3 = I2 to FL, DIFF = Difference To Personal Best Lap

9 -	31.285	107.7	1:00.668	98.5	34.074	102.7	2:06.027 (2)	76.89	0.479	15:24:33.902
10 -	31.089	108.4	1:00.377	98.6	34.082	102.7	2:05.548 (1)	77.19		15:26:39.450

P14	13 M3	Sam BURMAN	Honda - WNT /Burman Racing							
IDEAL LAP TIME : 2:05.081		BEST LAP TIME : 2:05.676		DIFFERENCE : 0.595						

LAP	SECTOR 1	SECTOR 2	SECTOR 3	LAP TIME	MPH	DIFF	TIME OF DAY			
1 -	109.1	1:04.044	98.3	35.036	105.0	2:18.429	70.00	12.753	15:07:33.788	
2 -	32.477	108.2	1:01.715	98.3	35.298	102.9	2:09.490	74.84	3.814	15:09:43.278
3 -	32.652	107.5	1:01.641	97.6	34.496	104.0	2:08.789	75.24	3.113	15:11:52.067
4 -	31.992	108.7	1:00.857	97.5	34.628	103.7	2:07.477	76.02	1.801	15:13:59.544
5 -	33.576	110.0	1:01.199	98.5	34.812	104.0	2:09.587	74.78	3.911	15:16:09.131
6 -	31.833	109.6	1:00.653	98.6	34.675	103.7	2:07.161	76.21	1.485	15:18:16.292
7 -	31.334	109.6	1:00.571	97.9	33.771	104.3	2:05.676 (1)	77.11		15:20:21.968
8 -	31.304	109.6	1:01.053	98.6	34.207	104.2	2:06.564	76.57	0.888	15:22:28.532
9 -	31.631	109.1	1:00.132	98.1	33.972	104.6	2:05.735 (3)	77.07	0.059	15:24:34.267
10 -	31.581	110.0	1:00.006	98.2	34.092	104.6	2:05.679 (2)	77.11	0.003	15:26:39.946

P15	4	Louis VALLELEY	KTM- Century 21 /Cresswell Racing							
IDEAL LAP TIME : 2:05.063		BEST LAP TIME : 2:05.910		DIFFERENCE : 0.847						

LAP	SECTOR 1	SECTOR 2	SECTOR 3	LAP TIME	MPH	DIFF	TIME OF DAY			
1 -	105.6	1:03.977	93.7	34.985	101.0	2:17.933	70.26	12.023	15:07:33.292	
2 -	32.361	104.8	1:02.067	94.9	35.772	99.2	2:10.200	74.43	4.290	15:09:43.492
3 -	32.669	105.6	1:02.936	96.6	34.867	102.6	2:10.472	74.27	4.562	15:11:53.964
4 -	31.560	106.1	1:01.060	96.1	34.460	101.5	2:07.080	76.26	1.170	15:14:01.044
5 -	31.587	104.6	1:01.272	94.9	34.738	100.3	2:07.597	75.95	1.687	15:16:08.641
6 -	31.166	105.6	1:01.624	95.5	34.443	101.5	2:07.233	76.16	1.323	15:18:15.874
7 -	31.396	102.6	1:01.641	96.6	34.372	100.6	2:07.409	76.06	1.499	15:20:23.283
8 -	31.961	104.2	1:00.649	95.3	34.435	100.7	2:07.045 (3)	76.28	1.135	15:22:30.328
9 -	31.444	104.0	1:00.304	95.5	34.162	100.9	2:05.910 (1)	76.97		15:24:36.238
10 -	32.284	105.6	59.790	96.2	34.107	100.3	2:06.181 (2)	76.80	0.271	15:26:42.419

P16	35	Elliot LODGE	Honda - SP125/Spike Racing							
IDEAL LAP TIME : 2:04.959		BEST LAP TIME : 2:05.021		DIFFERENCE : 0.062						

LAP	SECTOR 1	SECTOR 2	SECTOR 3	LAP TIME	MPH	DIFF	TIME OF DAY			
1 -	101.2	1:03.675	93.8	35.244	96.9	2:19.344	69.54	14.323	15:07:34.703	
2 -	33.247	100.0	1:02.720	93.8	35.306	97.1	2:11.273	73.82	6.252	15:09:45.976
3 -	32.305	104.3	1:01.730	94.6	34.751	98.9	2:08.786	75.25	3.765	15:11:54.762
4 -	32.017	104.3	1:00.932	93.5	34.554	97.5	2:07.503	76.00	2.482	15:14:02.265
5 -	31.752	102.7	1:01.446	93.3	34.397	97.3	2:07.595	75.95	2.574	15:16:09.860
6 -	31.916	103.2	1:01.452	92.5	34.832	96.5	2:08.200	75.59	3.179	15:18:18.060
7 -	31.829	101.5	1:00.908	92.5	34.331	96.8	2:07.068 (3)	76.26	2.047	15:20:25.128
8 -	31.721	102.1	1:01.209	92.9	34.158	97.2	2:07.088	76.25	2.067	15:22:32.216
9 -	31.271	103.7	1:00.250	93.2	33.951	97.3	2:05.472 (2)	77.23	0.451	15:24:37.688
10 -	31.333	103.5	1:00.065	93.9	33.623	97.9	2:05.021 (1)	77.51		15:26:42.709

P17	42 M3	James HOBSON	Honda - Two 4 Mbtorsport with RS Racing							
IDEAL LAP TIME : 2:05.899		BEST LAP TIME : 2:05.899		DIFFERENCE : 0.000						

LAP	SECTOR 1	SECTOR 2	SECTOR 3	LAP TIME	MPH	DIFF	TIME OF DAY			
1 -	110.5	1:02.733	101.6	35.161	104.8	2:16.360	71.07	10.461	15:07:31.719	
2 -	32.152	111.1	1:01.136	101.5	34.774	106.8	2:08.062	75.67	2.163	15:09:39.781
3 -	32.072	110.9	1:00.966	100.7	34.797	107.2	2:07.835	75.81	1.936	15:11:47.616
4 -	32.330	112.4	1:00.895	100.6	34.137	107.2	2:07.362 (3)	76.09	1.463	15:13:54.978
5 -	32.086	109.8	1:02.094	100.4	34.417	107.5	2:08.597	75.36	2.698	15:16:03.575
6 -	32.136	111.2	1:01.920	100.1	34.670	105.1	2:08.726	75.28	2.827	15:18:12.301
7 -	32.403	111.1	1:01.182	100.4	34.319	106.5	2:07.904	75.77	2.005	15:20:20.205
8 -	32.078	111.4	1:03.824	101.9	34.427	107.7	2:10.329	74.36	4.430	15:22:30.534
9 -	31.622	112.0	1:00.284	102.2	33.993	107.7	2:05.899 (1)	76.97		15:24:36.433
10 -	31.897	111.1	1:00.948	102.9	34.385	95.5	2:07.230 (2)	76.17	1.331	15:26:43.663

Weather / Track : Rain / Wet

Oulton Park International
 Circuit Length = 2.6920 miles
 Start: 15:05 Flag 15:24 End: 15:27

MCRCB BULLETIN TK216

2014 MCE British Superbike Championship - Round 7

2014 Motul British Motostar Championship

RACE 8 - SECTOR ANALYSIS

SECTOR 1 = FL to I1, SECTOR 2 = I1 to I2, SECTOR 3 = I2 to FL, DIFF = Difference To Personal Best Lap

P18		7		Jamie ASHBY			Honda - JPA Racing /SP125			
IDEAL LAP TIME : 2:07.747		BEST LAP TIME : 2:07.747			DIFFERENCE : 0.000					
LAP	SECTOR 1	SECTOR 2	SECTOR 3	LAP TIME	MPH	DIFF	TIME OF DAY			
1 -		102.7	1:05.026	94.2	35.540	98.3	2:22.099	68.20	14.352	15:07:37.458
2 -	33.430	100.9	1:03.591	93.4	35.438	97.5	2:12.459	73.16	4.712	15:09:49.917
3 -	33.052	102.6	1:03.082	93.5	35.180	98.5	2:11.314	73.80	3.567	15:12:01.231
4 -	32.802	102.6	1:02.258	93.5	34.843	97.9	2:09.903	74.60	2.156	15:14:11.134
5 -	32.976	101.3	1:02.037	94.1	34.776	97.9	2:09.789	74.66	2.042	15:16:20.923
6 -	32.455	103.2	1:02.051	93.9	34.764	98.6	2:09.270	74.96	1.523	15:18:30.193
7 -	32.558	102.9	1:02.198	94.1	34.510	98.2	2:09.266	74.97	1.519	15:20:39.459
8 -	32.598	103.7	1:01.504	94.7	34.974	97.6	2:09.076 (3)	75.08	1.329	15:22:48.535
9 -	32.372	104.2	1:01.687	94.7	34.562	99.1	2:08.621 (2)	75.34	0.874	15:24:57.156
10 -	32.250	103.0	1:01.332	95.0	34.165	98.6	2:07.747 (1)	75.86		15:27:04.903

P19		44		Jake BAYFORD			Honda - SGR Racing			
IDEAL LAP TIME : 2:06.867		BEST LAP TIME : 2:07.647			DIFFERENCE : 0.780					
LAP	SECTOR 1	SECTOR 2	SECTOR 3	LAP TIME	MPH	DIFF	TIME OF DAY			
1 -		102.4	1:04.326	94.5	36.256	97.2	2:21.819	68.33	14.172	15:07:37.178
2 -	34.037	101.9	1:04.730	94.5	35.765	97.8	2:14.532	72.03	6.885	15:09:51.710
3 -	33.395	101.2	1:03.030	93.5	35.313	99.7	2:11.738	73.56	4.091	15:12:03.448
4 -	32.397	103.2	1:01.884	94.5	35.442	98.6	2:09.723	74.70	2.076	15:14:13.171
5 -	31.973	102.6	1:02.473	94.5	35.250	98.6	2:09.696	74.72	2.049	15:16:22.867
6 -	32.419	104.6	1:01.876	94.7	35.158	98.5	2:09.453	74.86	1.806	15:18:32.320
7 -	31.888	103.8	1:00.865	96.8	34.894	100.3	2:07.647 (1)	75.92		15:20:39.967
8 -	32.133	106.3	1:00.845	95.3	35.407	99.2	2:08.385 (3)	75.48	0.738	15:22:48.352
9 -	32.227	104.2	1:01.516	94.7	34.994	98.8	2:08.737	75.27	1.090	15:24:57.089
10 -	32.451	105.6	1:01.430	96.6	34.134	101.5	2:08.015 (2)	75.70	0.368	15:27:05.104

P20		82		Jon VINCENT			Honda - Molly /JVR Racing			
IDEAL LAP TIME : 2:07.980		BEST LAP TIME : 2:07.982			DIFFERENCE : 0.002					
LAP	SECTOR 1	SECTOR 2	SECTOR 3	LAP TIME	MPH	DIFF	TIME OF DAY			
1 -		101.9	1:04.417	92.4	35.186	101.9	2:19.792	69.32	11.810	15:07:35.151
2 -	33.210	99.4	1:01.945	95.4	35.352	99.7	2:10.507	74.25	2.525	15:09:45.658
3 -	32.361	104.6	1:01.846	96.1	34.565	103.0	2:08.772 (2)	75.25	0.790	15:11:54.430
4 -	32.949	104.3	1:01.808	95.7	35.169	99.2	2:09.926 (3)	74.59	1.944	15:14:04.356
5 -	32.958	102.9	1:02.425	94.9	35.719	99.2	2:11.102	73.92	3.120	15:16:15.458
6 -	32.977	103.2	1:03.311	95.0	35.394	99.2	2:11.682	73.59	3.700	15:18:27.140
7 -	33.116	103.4	1:02.133	94.7	35.275	99.2	2:10.524	74.24	2.542	15:20:37.664
8 -	32.867	103.5	1:02.223	94.6	35.119	98.8	2:10.209	74.42	2.227	15:22:47.873
9 -	32.715	103.2	1:02.542	95.1	34.871	100.4	2:10.128	74.47	2.146	15:24:58.001
10 -	32.363	102.9	1:01.390	96.2	34.229	99.5	2:07.982 (1)	75.72		15:27:05.983

P21		71		Zak CORDEROY			Honda - Zak Corderoy Racing			
IDEAL LAP TIME : 2:00.152		BEST LAP TIME : 2:00.152			DIFFERENCE : 0.000					
LAP	SECTOR 1	SECTOR 2	SECTOR 3	LAP TIME	MPH	DIFF	TIME OF DAY			
1 -		106.1	1:01.852	94.3	34.045	100.0	2:15.472	71.53	15.320	15:07:30.831
2 -	31.116	106.8	1:00.066	94.9	33.809	101.3	2:04.991	77.53	4.839	15:09:35.822
3 -	30.670	106.5	58.181	93.9	33.457	99.8	2:02.308	79.23	2.156	15:11:38.130
4 -	30.255	106.0	57.248	95.4	33.557	99.7	2:01.060 (2)	80.05	0.908	15:13:39.190
5 -	30.136	107.3	57.710	94.6	33.313	100.0	2:01.159 (3)	79.98	1.007	15:15:40.349
6 -	30.063	107.7	57.122	95.8	32.967	100.6	2:00.152 (1)	80.65		15:17:40.501
7 -	30.416	106.1	57.554	96.0	33.226	100.1	2:01.196	79.96	1.044	15:19:41.697

P22		6		Taz TAYLOR			Luyten Honda - FPW Racing /Hookless Holidays			
IDEAL LAP TIME : 1:58.180		BEST LAP TIME : 1:58.561			DIFFERENCE : 0.381					
LAP	SECTOR 1	SECTOR 2	SECTOR 3	LAP TIME	MPH	DIFF	TIME OF DAY			
1 -		110.0	59.089	98.8	32.545	105.8	2:07.730	75.87	9.169	15:07:23.089
2 -	30.670	107.7	57.209	98.9	32.566	103.2	2:00.445 (3)	80.46	1.884	15:09:23.534
3 -	29.941	110.3	56.964	101.0	32.151	105.8	1:59.056 (2)	81.40	0.495	15:11:22.590

Weather / Track : Rain / Wet

Oulton Park International
Circuit Length = 2.6920 miles
Start: 15:05 Flag 15:24 End: 15:27

MCRCB BULLETIN TK216

2014 MCE British Superbike Championship - Round 7

2014 Motul British Motostar Championship

RACE 8 - SECTOR ANALYSIS

SECTOR 1 = FL to I1, SECTOR 2 = I1 to I2, SECTOR 3 = I2 to FL, DIFF = Difference To Personal Best Lap

4 -	29.532	107.8	56.497	100.3	32.532	104.6	1:58.561 (1)	81.74			15:13:21.151
5 -	29.873	110.0	59.367	97.1	32.471	105.0	2:01.711	79.62	3.150		15:15:22.862

P23	72	Alex PERSSON				Honda - PWR /Nordgren Racing					
IDEAL LAP TIME : 2:00.334		BEST LAP TIME : 2:00.669				DIFFERENCE : 0.335					
LAP	SECTOR 1		SECTOR 2		SECTOR 3		LAP TIME	MPH	DIFF	TIME OF DAY	
1 -		113.3	1:02.003	101.3	32.940	106.6	2:11.753	73.55	11.084	15:07:27.112	
2 -	29.928	110.9	58.454	101.2	32.758	106.6	2:01.140 (3)	80.00	0.471	15:09:28.252	
3 -	30.057	111.2	58.280	101.8	32.820	106.5	2:01.157	79.98	0.488	15:11:29.409	
4 -	30.029	111.6	57.862	102.1	32.778	106.1	2:00.669 (1)	80.31		15:13:30.078	
5 -	29.974	111.6	58.303	101.8	32.615	106.6	2:00.892 (2)	80.16	0.223	15:15:30.970	

P24	28	Bradley RAY				EE125 - FAB-Racing					
IDEAL LAP TIME : 1:58.022		BEST LAP TIME : 1:58.022				DIFFERENCE : 0.000					
LAP	SECTOR 1		SECTOR 2		SECTOR 3		LAP TIME	MPH	DIFF	TIME OF DAY	
1 -		114.1	57.635	104.5	32.655	107.8	2:05.099	77.46	7.077	15:07:20.458	
2 -	30.118	112.0	57.253	101.2	32.402	108.0	1:59.773 (2)	80.91	1.751	15:09:20.231	
3 -	29.549	113.9	56.282	104.0	32.191	107.0	1:58.022 (1)	82.11		15:11:18.253	
4 -	33.459	79.3	1:02.366	85.0	37.079	81.2	2:12.904 (3)	72.91	14.882	15:13:31.157	
5 -	35.107	78.9	1:04.873	85.0	IN PIT		2:26.233 P	66.27	28.211	15:15:57.390	

P25	16 M3	Tomás DE VRIES				Honda - DAT Racing					
IDEAL LAP TIME : 2:06.228		BEST LAP TIME : 2:06.808				DIFFERENCE : 0.580					
LAP	SECTOR 1		SECTOR 2		SECTOR 3		LAP TIME	MPH	DIFF	TIME OF DAY	
1 -		105.3	1:03.366	95.7	34.717	101.3	2:19.229	69.60	12.421	15:07:34.588	
2 -	32.182	106.0	1:02.076	96.4	35.087	100.1	2:09.345	74.92	2.537	15:09:43.933	
3 -	32.801	107.7	1:01.940	95.4	34.338	101.8	2:09.079 (3)	75.08	2.271	15:11:53.012	
4 -	31.717	106.8	1:00.433	96.2	34.707	101.2	2:06.857 (2)	76.39	0.049	15:13:59.869	
5 -	32.146	105.3	1:00.584	94.7	34.078	100.9	2:06.808 (1)	76.42		15:16:06.677	

P26	86 M3	Charlie NESBITT				Repli-Cast - Repli-Cast UK					
IDEAL LAP TIME : 1:58.507		BEST LAP TIME : 1:58.507				DIFFERENCE : 0.000					
LAP	SECTOR 1		SECTOR 2		SECTOR 3		LAP TIME	MPH	DIFF	TIME OF DAY	
1 -		112.9	58.894	99.7	32.688	106.1	2:07.125	76.23	8.618	15:07:22.484	
2 -	30.041	111.8	57.487	99.8	32.395	105.0	1:59.923 (3)	80.81	1.416	15:09:22.407	
3 -	30.052	111.2	57.079	99.5	32.280	106.0	1:59.411 (2)	81.15	0.904	15:11:21.818	
4 -	29.622	110.1	56.767	100.6	32.118	104.6	1:58.507 (1)	81.77		15:13:20.325	

P27	69	Tom BOOTH-AMOS				Honda - RS Racing					
IDEAL LAP TIME : 1:58.357		BEST LAP TIME : 1:58.603				DIFFERENCE : 0.246					
LAP	SECTOR 1		SECTOR 2		SECTOR 3		LAP TIME	MPH	DIFF	TIME OF DAY	
1 -		113.1	57.698	102.7	32.490	106.3	2:05.204	77.40	6.601	15:07:20.563	
2 -	29.853	112.2	56.658	102.4	32.388	107.3	1:58.899 (2)	81.50	0.296	15:09:19.462	
3 -	29.414	112.5	56.593	102.6	32.596	106.3	1:58.603 (1)	81.71		15:11:18.065	

P28	142 M3	Brian SLOOTEN				Honda - Bakker Frames Holland					
IDEAL LAP TIME : 2:09.367		BEST LAP TIME :				DIFFERENCE :					
LAP	SECTOR 1		SECTOR 2		SECTOR 3		LAP TIME	MPH	DIFF	TIME OF DAY	
1 -		108.7	1:03.358	99.5	34.705	104.0	2:14.717	71.93		15:07:30.076	

MCRCB BULLETIN TK217**2014 MCE British Superbike Championship - Round 7****2014 Motul British Motostar Championship****RACE 8 - BEST SPEEDS**

POS	SECTOR 1			SECTOR 2			FINISH LINE		
	NO	NAME	MPH	NO	NAME	MPH	NO	NAME	MPH
1	66	Joe IRVING	115.7	66	Joe IRVING	104.8	66	Joe IRVING	110.7
2	28	Bradley RAY	114.1	28	Bradley RAY	104.5	28	Bradley RAY	108.0
3	69	Tom BOOTH-AMOS	113.5	42	James HOBSON	102.9	42	James HOBSON	107.7
4	34	Jordan WEAVING	113.3	69	Tom BOOTH-AMOS	102.7	69	Tom BOOTH-AMOS	107.3
5	72	Alex PERSSON	113.3	72	Alex PERSSON	102.1	79	Chris TAYLOR	107.2
6	79	Chris TAYLOR	113.1	36	Jayson URIBE	101.5	34	Jordan WEAVING	106.8
7	86	Charlie NESBITT	112.9	79	Chris TAYLOR	101.5	36	Jayson URIBE	106.6
8	36	Jayson URIBE	112.5	62	Vasco VAN DER VALK	101.3	72	Alex PERSSON	106.6
9	42	James HOBSON	112.4	6	Taz TAYLOR	101.0	86	Charlie NESBITT	106.1
10	25	Mke BROUWERS	112.0	34	Jordan WEAVING	101.0	74	Joe THOMPSON	106.0
11	62	Vasco VAN DER VALK	112.0	86	Charlie NESBITT	100.6	6	Taz TAYLOR	105.8
12	74	Joe THOMPSON	111.1	25	Mke BROUWERS	100.4	12	Edward RENDELL	105.5
13	6	Taz TAYLOR	110.3	12	Edward RENDELL	100.1	62	Vasco VAN DER VALK	105.3
14	12	Edward RENDELL	110.3	74	Joe THOMPSON	100.1	13	Sam BURMAN	105.0
15	13	Sam BURMAN	110.0	142	Brian SLOOTEN	99.5	25	Mke BROUWERS	105.0
16	142	Brian SLOOTEN	109.4	64	Asher DURHAM	99.1	64	Asher DURHAM	104.2
17	90	Greg GREENWOOD	108.9	13	Sam BURMAN	98.6	90	Greg GREENWOOD	104.2
18	84	Daniel HERMANSSON	108.7	47	Jake ARCHER	98.5	142	Brian SLOOTEN	104.0
19	47	Jake ARCHER	108.5	65	Josh OWENS	98.2	47	Jake ARCHER	103.2
20	64	Asher DURHAM	108.5	90	Greg GREENWOOD	98.1	82	Jon VINCENT	103.0
21	65	Josh OWENS	108.2	84	Daniel HERMANSSON	97.3	84	Daniel HERMANSSON	102.7
22	16	Tomás DE VRIES	107.7	44	Jake BAYFORD	96.8	4	Louis VALLELEY	102.6
23	71	Zak CORDEROY	107.7	4	Louis VALLELEY	96.6	65	Josh OWENS	102.2
24	44	Jake BAYFORD	106.3	16	Tomás DE VRIES	96.4	16	Tomás DE VRIES	101.8
25	4	Louis VALLELEY	106.1	82	Jon VINCENT	96.2	44	Jake BAYFORD	101.5
26	82	Jon VINCENT	104.6	71	Zak CORDEROY	96.0	71	Zak CORDEROY	101.3
27	35	Elliot LODGE	104.3	7	Jamie ASHBY	95.0	7	Jamie ASHBY	99.1
28	7	Jamie ASHBY	104.2	35	Elliot LODGE	94.6	35	Elliot LODGE	98.9

Weather / Track : Rain / Wet

Oulton Park International
Circuit Length = 2.6920 miles
Start: 15:05 Flag 15:24 End: 15:27

Results can be found at www.tsl-timing.com

Printed - 15:29 Sunday, 10 August 2014

MCRCB BULLETIN TK218**2014 MCE British Superbike Championship - Round 7****2014 Motul British Motostar Championship****RACE 8 - BEST SECTORS**

SECTOR 1			SECTOR 2			SECTOR 3			IDEAL / BEST COMPARISON						
POS	NO	NAME	TIME	NO	NAME	TIME	NO	NAME	TIME	POS	NO	NAME	IDEAL	BEST	DIFF
1	66	IRVING	29.273	66	IRVING	55.668	34	WEAVING	31.669						
2	34	WEAVING	29.276	12	RENDELL	55.710	12	RENDELL	31.683	1	66	IRVING	1:56.696	1:56.913	0.217
3	69	BOOTH-AMOS	29.414	36	URIBE	55.835	36	URIBE	31.748	2	12	RENDELL	1:56.843	1:57.282	0.439
4	12	RENDELL	29.450	34	WEAVING	56.158	66	IRVING	31.755	3	36	URIBE	1:57.098	1:57.271	0.173
5	36	URIBE	29.515	28	RAY	56.282	86	NESBITT	32.118	4	34	WEAVING	1:57.103	1:57.218	0.115
6	6	TAYLOR	29.532	6	TAYLOR	56.497	6	TAYLOR	32.151	5	28	RAY	1:58.022	1:58.022	0.000
7	28	RAY	29.549	69	BOOTH-AMOS	56.555	28	RAY	32.191	6	6	TAYLOR	1:58.180	1:58.561	0.381
8	86	NESBITT	29.622	86	NESBITT	56.767	69	BOOTH-AMOS	32.388	7	69	BOOTH-AMOS	1:58.357	1:58.603	0.246
9	79	TAYLOR	29.766	71	CORDEROY	57.122	79	TAYLOR	32.523	8	86	NESBITT	1:58.507	1:58.507	0.000
10	72	PERSSON	29.857	84	HERMANSSON	57.631	72	PERSSON	32.615	9	71	CORDEROY	2:00.152	2:00.152	0.000
11	71	CORDEROY	30.063	72	PERSSON	57.862	84	HERMANSSON	32.674	10	72	PERSSON	2:00.334	2:00.669	0.335
12	74	THOMPSON	30.076	65	OWENS	57.915	25	BROUWERS	32.837	11	79	TAYLOR	2:00.447	2:00.983	0.536
13	62	VAN DER VALK	30.156	79	TAYLOR	58.158	65	OWENS	32.872	12	84	HERMANSSON	2:00.806	2:01.028	0.222
14	25	BROUWERS	30.455	62	VAN DER VALK	58.220	74	THOMPSON	32.904	13	62	VAN DER VALK	2:01.291	2:01.564	0.273
15	84	HERMANSSON	30.501	74	THOMPSON	58.414	62	VAN DER VALK	32.915	14	74	THOMPSON	2:01.394	2:01.753	0.359
16	65	OWENS	30.750	25	BROUWERS	58.669	71	CORDEROY	32.967	15	65	OWENS	2:01.537	2:01.653	0.116
17	90	GREENWOOD	30.890	47	ARCHER	59.185	90	GREENWOOD	33.067	16	25	BROUWERS	2:01.961	2:02.123	0.162
18	64	DURHAM	31.089	90	GREENWOOD	59.387	47	ARCHER	33.335	17	90	GREENWOOD	2:03.344	2:03.344	0.000
19	47	ARCHER	31.099	4	VALLELEY	59.790	35	LODGE	33.623	18	47	ARCHER	2:03.619	2:03.619	0.000
20	4	VALLELEY	31.166	13	BURMAN	1:00.006	13	BURMAN	33.771	19	35	LODGE	2:04.959	2:05.021	0.062
21	35	LODGE	31.271	35	LODGE	1:00.065	42	HOBSON	33.993	20	4	VALLELEY	2:05.063	2:05.910	0.847
22	13	BURMAN	31.304	42	HOBSON	1:00.284	64	DURHAM	34.074	21	13	BURMAN	2:05.081	2:05.676	0.595
23	142	SLOOTEN	31.304	64	DURHAM	1:00.377	16	DE VRIES	34.078	22	64	DURHAM	2:05.540	2:05.548	0.008
24	42	HOBSON	31.622	16	DE VRIES	1:00.433	4	VALLELEY	34.107	23	42	HOBSON	2:05.899	2:05.899	0.000
25	16	DE VRIES	31.717	44	BAYFORD	1:00.845	44	BAYFORD	34.134	24	16	DE VRIES	2:06.228	2:06.808	0.580
26	44	BAYFORD	31.888	7	ASHBY	1:01.332	7	ASHBY	34.165	25	44	BAYFORD	2:06.867	2:07.647	0.780
27	7	ASHBY	32.250	82	VINCENT	1:01.390	82	VINCENT	34.229	26	7	ASHBY	2:07.747	2:07.747	0.000
28	82	VINCENT	32.361	142	SLOOTEN	1:03.358	142	SLOOTEN	34.705	27	82	VINCENT	2:07.980	2:07.982	0.002
										28	142	SLOOTEN	2:09.367		

Weather / Track : Rain / Wet

Oulton Park International
Circuit Length = 2.6920 miles
Start: 15:05 Flag 15:24 End: 15:27

Results can be found at www.tsl-timing.com

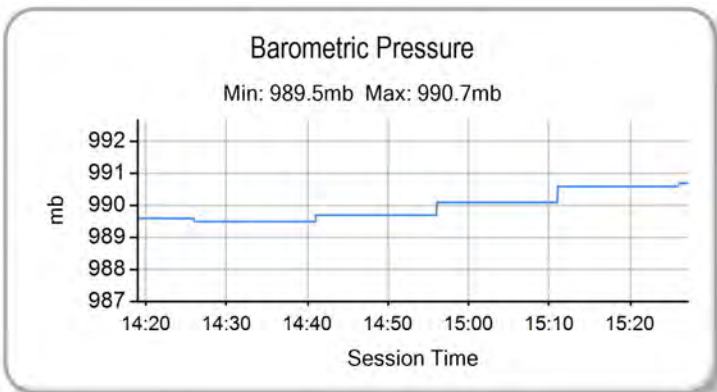
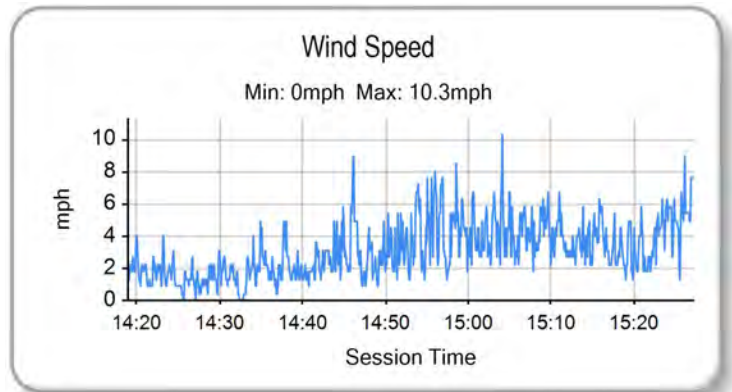
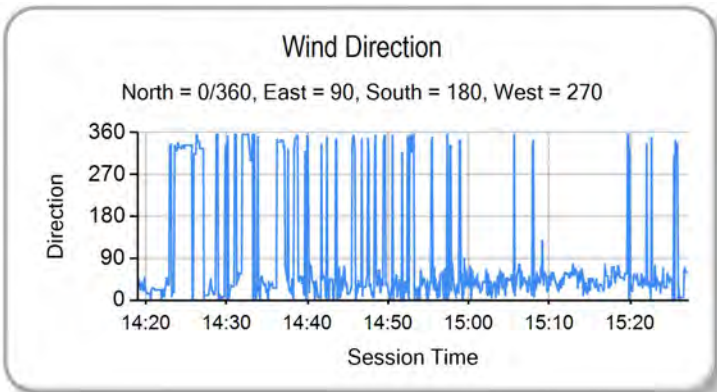
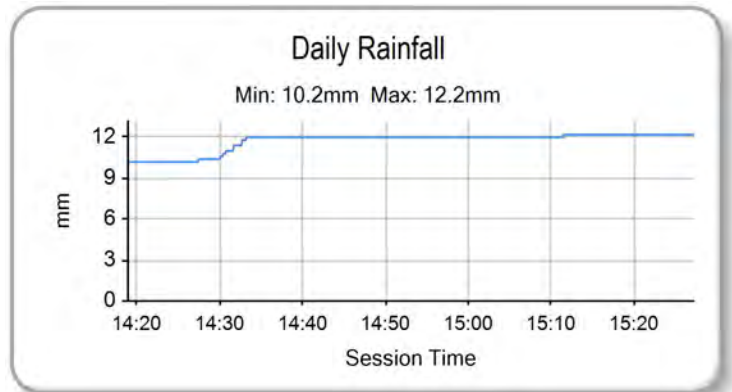
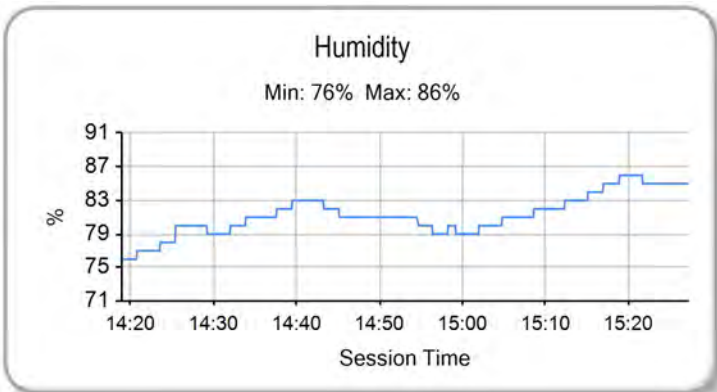
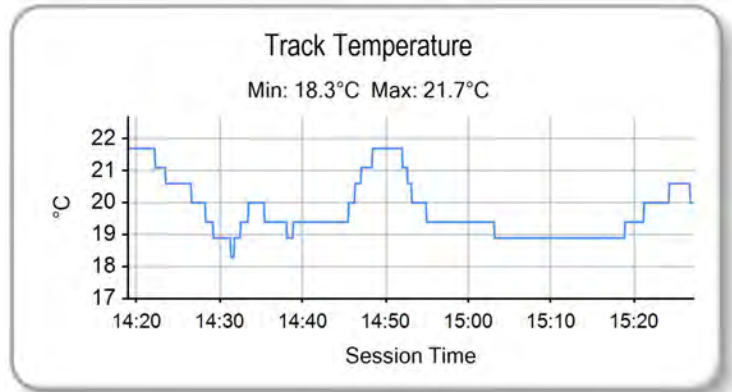
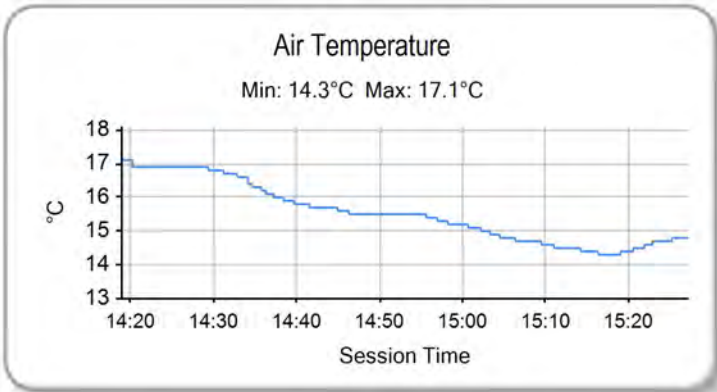
Printed - 15:30 Sunday, 10 August 2014

MCRCB BULLETIN TK219

2014 MCE British Superbike Championship - Round 7

2014 Motul British Motostar Championship

RACE 8 - WEATHER CONDITIONS



Weather / Track : Rain / Wet

Results can be found at www.tsl-timing.com

Oulton Park International
Circuit Length = 2.6920 miles
Start: 15:05 Flag 15:24 End: 15:27

Printed - 15:30 Sunday, 10 August 2014

MCRCB BULLETIN TK221

2014 Motul British Motostar Championship

125GP POINTS AFTER ROUND 7

	TOTAL	GAP	DIFF	21st April Brands Hatch - Indy	5th May Oulton Park	15th June Snetterton	29th June Knockhill	20th July Brands Hatch - GP	3rd August Thruxton	10th August Oulton Park	25th August Cadwell Park	7th September Donington Park	21st September Assen	5th October Silverstone	19th October Brands Hatch - GP
Edward RENDELL	156			20	25	20	25	16	25	25					
Taz TAYLOR	89	67		13	20	16		20	20						
Arnie SHELTON	75	81	14	7	11	11	20	13	13						
Bradley RAY	66	90	9	16		25		25							
Asher DURHAM	51	105	15	4	6	10	11		10	10					
Josh OWENS	50	106	1	8	9		13			20					
Elliot LODGE	48	108	2		5	9	16	10		8					
Greg GREENWOOD	39	117	9			7	7	6	8	11					
Ryan SAXELBY	35	121	4	25	10										
Anthony ALONSO	35	121	0	9	13	13									
Daniel HERMANSSON	35	121	0	5	1	4		9		16					
Alex PERSSON	32	124	3	10				11	11						
Louis VALLELEY	28	128	4		3	6	8	2		9					
James FLITCROFT	27	129	1	11	16										
Jake BAYFORD	21	135	6	1		2		5	7	6					
Joseph THOMAS	20	136	1	3	8		9								
Jamie ASHBY	20	136	0			1	6		6	7					
Kai JOHNSON	19	137	1	2	7		10								
Jake ARCHER	17	139	2					4		13					
Tasia RODINK	16	140	1			8		8							
Georgina POLDEN	16	140	0						16						
Milo WARD	11	145	5	6		5									
Paul DOBB	10	146	1					1	9						
Tom BOOTH-AMOS	7	149	3					7							
Jon VINCENT	7	149	0		2					5					
Gillian McGAW	5	151	2				5								
Mark CLAYTON	4	152	1		4										
Stephen CAMPBELL	4	152	0				4								
Ian RAYBON	3	153	1			3									
Wesley JONKER	3	153	0					3							