



MOTOSTAR

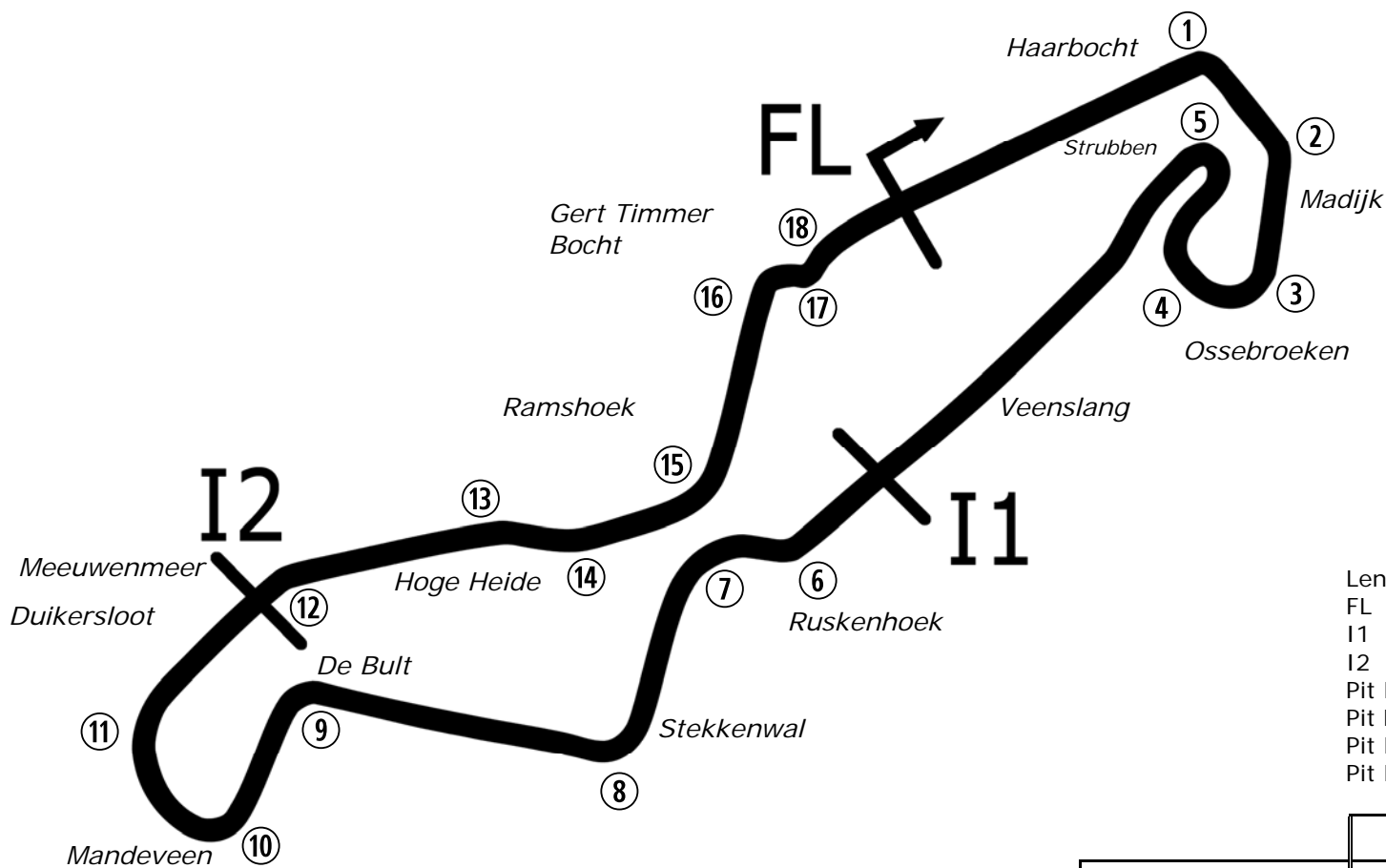
Round 10
Assen

19th – 21st September 2014

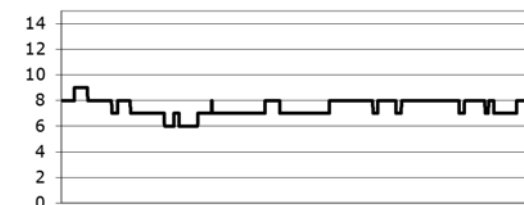


Results Provided by Timing Solutions Ltd
www.tsl-timing.com

Assen



Circuit Altitude (m)



Length	2.8222 miles	4542.0 m	
FL		52.96232 N	6.52416 E
I1	1624m	52.95945 N	6.52529 E
I2	3354m	52.95562 N	6.51282 E
Pit Entry	4359m	52.96222 N	6.52433 E
Pit Finish	4438m	52.96176 N	6.52350 E
Pit Exit	287m after FL	52.96384 N	6.52760 E
Pit Entry–Pit Exit 326m, 19.5s @60kph, 14.6s @80kph			

Lap Records		Best Sector Information					
		Sector 1	S1 Trap (mph)	Sector 2	S2 Trap (mph)	Sector 3	F/L Trap (mph)
Superbike	1:37.277	36.505	177.1	37.493	NONE	21.947	138.8
Supersport	1:40.338	38.126	159.8	38.515	NONE	22.955	128.5
Motostar	1:47.926	41.240	129.3	40.288	NONE	24.407	108.1
F1 Sidecar	1:41.827	38.760	145.6	39.245	NONE	23.670	121.5
Ducati Cup	To Be Est	N/A	N/A	N/A	N/A	N/A	N/A



POS	NO	CL	PIC NAME	ENTRY	TIME	ON	LAPS	GAP	DIFF	MPH
1	28		1 Bradley RAY	EE125 - FAB-Racing	1:47.275	8	9			94.71
2	80	M3	1 Bo BENDSNEYDER	FTR Honda - Dutch Racing Team	1:48.688	11	11	1.413	1.413	93.48
3	61	M3	2 Ernst DUBBINK	Honda - Ernst Dubbink Racing	1:49.034	9	9	1.759	0.346	93.18
4	66	M3	3 Joe IRVING	KTM - Redline KTM	1:49.085	8	9	1.810	0.051	93.13
5	45	M3	4 Olly SIMPSON	KTM - Olly Simpson Racing	1:49.192	9	11	1.917	0.107	93.04
6	26		2 Jorel BOERBOOM	Honda - RV Racing	1:50.815	11	11	3.540	1.623	91.68
7	34	M3	5 Jordan WEAVING	KTM - Jordan Racing / Burkert	1:50.941	8	11	3.666	0.126	91.58
8	142	M3	6 Brian SLOOTEN	Honda - Bakker Frames Holland	1:51.341	9	11	4.066	0.400	91.25
9	36	M3	7 Jayson URIBE	Honda - FPW Racing / RSR	1:51.396	11	11	4.121	0.055	91.20
10	6		3 Taz TAYLOR	Luyten Honda - FPW Racing / Hookless Holidays	1:51.424	8	8	4.149	0.028	91.18
11	12		4 Edward RENDELL	Honda - Banks Racing	1:51.627	10	10	4.352	0.203	91.01
12	1	M3	8 Thomas VAN LEEUWEN	KTM - 71Workx.com Racing	1:51.794	8	8	4.519	0.167	90.88
13	70	M3	9 Felix NASSI	Honda - FX Taki Racing	1:52.977	6	6	5.702	1.183	89.93
14	64	M3	10 Asher DURHAM	Honda - Cresswell Racing / Momentum Recruitment	1:53.015	10	11	5.740	0.038	89.90
15	42	M3	11 James HOBSON	KTM - Two 4 Motorsport with RS Racing	1:53.211	10	11	5.936	0.196	89.74
16	86	M3	12 Charlie NESBITT	Repli-Cast - Repli-Cast UK	1:53.350	10	11	6.075	0.139	89.63
17	25	M3	13 Mike BROUWERS	Honda - Joma / Brouwers Racing Team	1:53.927	5	11	6.652	0.577	89.18
18	65		5 Josh OWENS	Honda - RCD Motorsport	1:54.126	7	10	6.851	0.199	89.02
19	88		6 Wesley JONKER	Honda -	1:54.201	10	11	6.926	0.075	88.96
20	72		7 Alex PERSSON	Honda - PWR / Nordgren Racing	1:54.448	9	9	7.173	0.247	88.77
21	29	M3	14 Sven GREVINK	Honda -	1:54.455	8	10	7.180	0.007	88.76
22	136	M3	15 Sander KROEZE	Honda -	1:54.581	10	10	7.306	0.126	88.67
23	43		8 Arnie SHELTON	Honda - e3 Motorsport with Shelton Racing	1:55.370	9	9	8.095	0.789	88.06
24	84		9 Daniel HERMANSSON	TSR Luyten - FPW Racing	1:55.626	10	11	8.351	0.256	87.87
25	32		10 Martin SVENSSON	Honda - Nordgren Racing	1:55.959	5	7	8.684	0.333	87.61
26	35		11 Elliot LODGE	Honda - SP125 / Spike Racing	1:56.148	6	7	8.873	0.189	87.47
27	19		12 Kai JOHNSON	Aprilia - Kinpac Racing	1:56.739	8	10	9.464	0.591	87.03
28	74	M3	16 Joe THOMPSON	Repli-Cast - Repli-Cast UK	1:57.028	10	10	9.753	0.289	86.81
29	99		13 Miguel CORREIA-LOURENCO	Honda - Racing Team Noord Nederland	1:57.663	9	10	10.388	0.635	86.34
30	13	M3	17 Sam BURMAN	Honda - WNT / Burman Racing	1:57.750	8	10	10.475	0.087	86.28
31	54		14 Walid SOPPE	Honda -	1:57.834	7	9	10.559	0.084	86.22

QUALIFYING LAPTIME (110.0% of 1:47.275) = 1:58.002

32	46	M3	18 Jonathan HANSEN	Honda - Jonathan Racing	1:58.064	8	9	10.789	0.230	86.05
33	127		15 Georgina POLDEN	Honda - RS Racing	1:58.390	6	8	11.115	0.326	85.81
34	114		16 Dennis WILJE	Aprilia -	1:59.395	4	5	12.120	1.005	85.09
35	47		17 Jake ARCHER	Honda - Jake Archer Racing	1:59.775	8	8	12.500	0.380	84.82
36	79	M3	19 Chris TAYLOR	Honda - Elevator Saddles & Bridles	2:00.312	8	9	13.037	0.537	84.44
37	90		18 Greg GREENWOOD	Luyten Honda - FPW Racing	2:01.313	8	8	14.038	1.001	83.75
38	7		19 Jamie ASHBY	Honda - JPA Racing / SP125	2:04.018	7	7	16.743	2.705	81.92
39	226	M3	20 Johanna INNERFORS	Honda -	2:06.922	9	9	19.647	2.904	80.05
40	27	M3	21 Cat GREEN	Honda - Redline Racing	2:07.148	8	9	19.873	0.226	79.90
41	93	M3	22 William SVARD	Honda - Nordgren Racing	2:07.164	4	7	19.889	0.016	79.89
42	100		20 Stephen CAMPBELL	Honda - Campbell Racing	2:09.878	9	9	22.603	2.714	78.22
43	3		21 Steve LAWTON	KTM - Century 21 / Cresswell Racing	2:30.803	2	3	43.528	20.925	67.37
44	124		22 Tasia RODINK	Honda - Promemo Racing			6			
45	39		23 Scout FLETCHER	Honda - Team BSP Honda			1			
46	4		24 Louis VALLELEY	KTM - Century 21 / Cresswell Racing			1			

Assen

Circuit Length = 2.8222 miles

Start: 09:00 Flag 09:20 End: 09:23

Weather / Track : Bright / Dry

These results are provisional until the conclusion of any judicial and technical matters.

Race Director :	Stewards :	Timekeeper :
-----------------	------------	--------------

Results can be found at www.britishsuperbike.com

Printed - 09:23 Friday, 19 September 2014



MCRCB BULLETIN TK002

2014 MCE British Superbike Championship - Round 10

2014 Motul British Motostar Championship

FREE PRACTICE 1 - SECTOR ANALYSIS

SECTOR 1 = FL to I1, SECTOR 2 = I1 to I2, SECTOR 3 = I2 to FL, DIFF = Difference To Personal Best Lap

P1 28		Bradley RAY		EE125 - FAB-Racing				
IDEAL LAP TIME : 1:47.226		BEST LAP TIME : 1:47.275		DIFFERENCE : 0.049				
LAP	SECTOR 1	SECTOR 2	SECTOR 3	LAP TIME	MPH	DIFF	TIME OF DAY	
1 -	OUTLAP	108.2	46.241	29.643	93.4		09:02:59.849	
2 -	45.747	113.1	44.711	28.760	96.0	1:59.218	85.22	11.943
3 -	44.379	122.9	42.933	26.329	105.5	1:53.641	89.40	6.366
4 -	42.129	126.1	41.283	25.465	105.5	1:48.877	93.31	1.602
5 -	43.694	125.2	43.963	IN PIT		2:01.569	P	83.57
6 -	OUTLAP	125.9	41.444	25.893	105.5	5:20.420	31.70	3:33.145
7 -	41.478	125.9	40.950	25.670	106.5	1:48.098	(2)	93.99
8 -	41.527	125.9	40.865	24.883	107.2	1:47.275	(1)	94.71
9 -	42.092	125.6	40.962	25.782	105.0	1:48.836	(3)	93.35

P2 80 M3		Bo BENDSNEYDER		FTR Honda - Dutch Racing Team				
IDEAL LAP TIME : 1:48.688		BEST LAP TIME : 1:48.688		DIFFERENCE : 0.000				
LAP	SECTOR 1	SECTOR 2	SECTOR 3	LAP TIME	MPH	DIFF	TIME OF DAY	
1 -		124.0	46.587	28.072	101.6		09:02:00.841	
2 -	44.439	125.2	44.874	27.122	101.6	1:56.435	87.26	7.747
3 -	43.870	125.4	44.179	26.629	103.3	1:54.678	88.59	5.990
4 -	43.199	126.8	43.625	26.667	100.7	1:53.491	89.52	4.803
5 -	43.302	124.7	43.143	26.178	102.1	1:52.623	90.21	3.935
6 -	42.579	125.6	42.469	25.826	103.5	1:50.874	91.63	2.186
7 -	42.106	126.8	42.125	25.926	104.0	1:50.157	92.23	1.469
8 -	42.231	125.9	42.123	25.776	103.5	1:50.130	92.25	1.442
9 -	41.993	125.6	41.537	25.833	103.5	1:49.363	(2)	92.90
10 -	41.831	126.6	41.840	25.781	104.0	1:49.452	(3)	92.82
11 -	41.818	128.3	41.307	25.563	103.5	1:48.688	(1)	93.48

P3 61 M3		Ernst DUBBINK		Honda - Ernst Dubbink Racing				
IDEAL LAP TIME : 1:48.694		BEST LAP TIME : 1:49.034		DIFFERENCE : 0.340				
LAP	SECTOR 1	SECTOR 2	SECTOR 3	LAP TIME	MPH	DIFF	TIME OF DAY	
1 -	OUTLAP	97.6	51.699	30.978	93.9		09:05:22.664	
2 -	48.338	108.2	46.632	IN PIT		2:08.249	P	79.22
3 -	OUTLAP	127.0	43.054	26.804	105.0	2:33.824	66.05	44.790
4 -	43.435	126.3	42.205	25.919	105.5	1:51.559	91.07	2.525
5 -	42.144	128.0	41.553	25.359	105.0	1:49.056	(2)	93.16
6 -	42.278	126.1	41.577	25.323	105.2	1:49.178	93.06	0.144
7 -	41.920	127.3	42.024	25.362	105.5	1:49.306	92.95	0.272
8 -	41.897	127.0	41.832	25.406	105.7	1:49.135	(3)	93.09
9 -	41.818	127.5	41.858	25.358	104.0	1:49.034	(1)	93.18

P4 66 M3		Joe IRVING		KTM - Redline KTM				
IDEAL LAP TIME : 1:49.043		BEST LAP TIME : 1:49.085		DIFFERENCE : 0.042				
LAP	SECTOR 1	SECTOR 2	SECTOR 3	LAP TIME	MPH	DIFF	TIME OF DAY	
1 -	OUTLAP	116.9	46.609	IN PIT			P	09:03:40.663
2 -	OUTLAP	116.1	43.606	28.411	95.8	3:11.511	53.05	1:22.426
3 -	44.292	127.0	42.675	26.245	103.0	1:53.212	89.74	4.127
4 -	42.639	128.0	42.964	IN PIT		1:58.464	P	85.76
5 -	OUTLAP	127.0	42.321	25.819	103.0	2:53.903	58.42	1:04.818
6 -	42.255	126.6	42.393	25.578	103.8	1:50.226	(3)	92.17
7 -	42.374	127.3	41.602	25.457	103.5	1:49.433	(2)	92.84
8 -	42.108	129.3	41.644	25.333	103.3	1:49.085	(1)	93.13
9 -	42.262	129.8	42.371	26.317	102.6	1:50.950	91.57	1.865

P5 45 M3		Oilly SIMPSON		KTM - Oilly Simpson Racing				
IDEAL LAP TIME : 1:49.105		BEST LAP TIME : 1:49.192		DIFFERENCE : 0.087				
LAP	SECTOR 1	SECTOR 2	SECTOR 3	LAP TIME	MPH	DIFF	TIME OF DAY	
1 -	OUTLAP	122.4	45.807	27.326	101.2		09:02:45.332	
2 -	43.914	126.3	43.118	26.258	101.9	1:53.290	89.68	4.098

Weather / Track : Bright / Dry

Assen

Circuit Length = 2.8222 miles

Start: 09:00 Flag 09:20 End: 09:23

MRCRB BULLETIN TK002

2014 MCE British Superbike Championship - Round 10

2014 Motul British Motostar Championship

FREE PRACTICE 1 - SECTOR ANALYSIS

SECTOR 1 = FL to I1, SECTOR 2 = I1 to I2, SECTOR 3 = I2 to FL, DIFF = Difference To Personal Best Lap

3 -	43.683	126.1	42.342	25.861	103.0	1:51.886	90.80	2.694	09:06:30.508
4 -	42.924	128.3	43.436	25.737	101.2	1:52.097	90.63	2.905	09:08:22.605
5 -	42.591	128.0	41.918	26.175	103.0	1:50.684	91.79	1.492	09:10:13.289
6 -	43.146	129.5	42.927	25.492	103.8	1:51.565	91.06	2.373	09:12:04.854
7 -	43.496	128.3	42.409	25.800	101.6	1:51.705	90.95	2.513	09:13:56.559
8 -	42.306	126.8	41.752	25.365	102.6	1:49.423 (2)	92.85	0.231	09:15:45.982
9 -	42.296	125.4	41.586	25.310	102.3	1:49.192 (1)	93.04		09:17:35.174
10 -	42.545	126.8	41.499	25.773	101.9	1:49.817 (3)	92.51	0.625	09:19:24.991
11 -	42.496	125.6	42.185	25.987	101.6	1:50.668	91.80	1.476	09:21:15.659

P6	26	Jorel BOERBOOM			Honda - RV Racing					
IDEAL LAP TIME : 1:50.722		BEST LAP TIME : 1:50.815			DIFFERENCE : 0.093					
LAP	SECTOR 1		SECTOR 2		SECTOR 3		LAP TIME	MPH	DIFF	TIME OF DAY

1 -		108.0	47.808	29.158	100.0					09:02:05.998
2 -	47.193	103.8	45.814	28.659	99.1	2:01.666	83.50	10.851		09:04:07.664
3 -	45.642	120.9	44.584	27.636	103.5	1:57.862	86.20	7.047		09:06:05.526
4 -	44.149	122.6	42.932	26.474	103.0	1:53.555	89.47	2.740		09:07:59.081
5 -	43.265	124.9	44.002	26.618	103.3	1:53.885	89.21	3.070		09:09:52.966
6 -	43.312	122.4	42.617	26.064	102.3	1:51.993	90.72	1.178		09:11:44.959
7 -	43.005	123.8	44.671	25.979	104.2	1:53.655	89.39	2.840		09:13:38.614
8 -	43.015	124.0	42.661	26.005	104.0	1:51.681 (3)	90.97	0.866		09:15:30.295
9 -	43.220	123.8	45.388	25.782	104.5	1:54.390	88.82	3.575		09:17:24.685
10 -	42.843	124.9	42.874	25.744	103.5	1:51.461 (2)	91.15	0.646		09:19:16.146
11 -	42.936	126.6	42.280	25.599	104.2	1:50.815 (1)	91.68			09:21:06.961

P7	34	M3	Jordan WEAVING			KTM - Jordan Racing / Burkert				
IDEAL LAP TIME : 1:50.698		BEST LAP TIME : 1:50.941			DIFFERENCE : 0.243					
LAP	SECTOR 1		SECTOR 2		SECTOR 3		LAP TIME	MPH	DIFF	TIME OF DAY

1 -	OUTLAP	113.1	46.131	27.774	94.3					09:02:29.623
2 -	45.512	119.6	43.371	26.644	98.7	1:55.527	87.94	4.586		09:04:25.150
3 -	44.434	122.0	43.116	28.696	99.1	1:56.246	87.40	5.305		09:06:21.396
4 -	46.602	112.4	43.247	26.099	99.8	1:55.948	87.62	5.007		09:08:17.344
5 -	43.549	122.2	43.086	28.457	97.8	1:55.092	88.27	4.151		09:10:12.436
6 -	43.771	122.0	43.649	27.365	99.8	1:54.785	88.51	3.844		09:12:07.221
7 -	43.271	122.9	41.974	25.901	100.3	1:51.146 (2)	91.41	0.205		09:13:58.367
8 -	43.144	122.0	41.837	25.960	100.5	1:50.941 (1)	91.58			09:15:49.308
9 -	43.358	120.6	41.728	26.118	99.8	1:51.204 (3)	91.36	0.263		09:17:40.512
10 -	47.899	109.1	44.236	25.866	100.5	1:58.001	86.10	7.060		09:19:38.513
11 -	43.492	122.2	41.688	26.229	100.5	1:51.409	91.19	0.468		09:21:29.922

P8	142	M3	Brian SLOOTEN			Honda - Bakker Frames Holland				
IDEAL LAP TIME : 1:51.171		BEST LAP TIME : 1:51.341			DIFFERENCE : 0.170					
LAP	SECTOR 1		SECTOR 2		SECTOR 3		LAP TIME	MPH	DIFF	TIME OF DAY

1 -	OUTLAP	120.9	47.238	28.314	98.7					09:02:30.530
2 -	45.585	123.5	44.147	26.546	99.1	1:56.278	87.37	4.937		09:04:26.808
3 -	44.479	122.6	43.486	27.417	100.0	1:55.382	88.05	4.041		09:06:22.190
4 -	45.494	120.6	43.924	26.246	100.3	1:55.664	87.84	4.323		09:08:17.854
5 -	43.996	123.5	42.686	27.757	97.6	1:54.439	88.78	3.098		09:10:12.293
6 -	44.166	123.1	43.483	26.101	100.5	1:53.750	89.32	2.409		09:12:06.043
7 -	43.857	125.2	43.266	26.165	100.9	1:53.288	89.68	1.947		09:13:59.331
8 -	43.355	122.4	42.103	26.265	99.4	1:51.723 (2)	90.94	0.382		09:15:51.054
9 -	43.525	122.6	41.947	25.869	99.8	1:51.341 (1)	91.25			09:17:42.395
10 -	43.545	123.1	42.474	26.480	100.0	1:52.499 (3)	90.31	1.158		09:19:34.894
11 -	43.888	120.9	43.068	26.750	100.3	1:53.706	89.35	2.365		09:21:28.600

P9	36	M3	Jayson URIBE			Honda - FPW Racing / RSR				
IDEAL LAP TIME : 1:50.821		BEST LAP TIME : 1:51.396			DIFFERENCE : 0.575					
LAP	SECTOR 1		SECTOR 2		SECTOR 3		LAP TIME	MPH	DIFF	TIME OF DAY

1 -	OUTLAP	117.7	48.159	28.360	100.3					09:02:46.269
2 -	46.797	122.2	44.928	27.066	100.9	1:58.791	85.52	7.395		09:04:45.060

Assen

Circuit Length = 2.8222 miles

Start: 09:00 Flag 09:20 End: 09:23

Weather / Track : Bright / Dry

MCRCB BULLETIN TK002

2014 MCE British Superbike Championship - Round 10

2014 Motul British Motostar Championship

FREE PRACTICE 1 - SECTOR ANALYSIS

SECTOR 1 = FL to I1, SECTOR 2 = I1 to I2, SECTOR 3 = I2 to FL, DIFF = Difference To Personal Best Lap

3 -	44.448	123.1	43.982	26.403	101.4	1:54.833	88.47	3.437	09:06:39.893
4 -	44.164	120.2	43.170	27.513	97.0	1:54.847	88.46	3.451	09:08:34.740
5 -	43.133	124.0	43.598	26.346	101.6	1:53.077	89.85	1.681	09:10:27.817
6 -	43.058	123.8	43.163	26.652	100.9	1:52.873	90.01	1.477	09:12:20.690
7 -	43.630	123.3	42.767	26.179	100.9	1:52.576	90.25	1.180	09:14:13.266
8 -	43.746	124.2	41.986	26.825	102.6	1:52.557	90.26	1.161	09:16:05.823
9 -	42.806	123.1	42.795	26.275	101.6	1:51.876 (3)	90.81	0.480	09:17:57.699
10 -	43.284	123.1	42.025	26.399	98.7	1:51.708 (2)	90.95	0.312	09:19:49.407
11 -	42.965	124.5	42.402	26.029	101.2	1:51.396 (1)	91.20		09:21:40.803

P10		6		Taz TAYLOR		Luyten Honda - FPW Racing / Hookless Holidays			
IDEAL LAP TIME : 1:51.411		BEST LAP TIME : 1:51.424		DIFFERENCE : 0.013					
LAP	SECTOR 1	SECTOR 2	SECTOR 3	LAP TIME	MPH	DIFF	TIME OF DAY		
1 -	OUTLAP	80.0	56.338	35.114	80.9		09:05:51.561		
2 -	52.717	102.9	50.613	30.972	96.2	2:14.302	75.65	22.878	09:08:05.863
3 -	48.517	122.4	46.109	27.909	101.6	2:02.535	82.91	11.111	09:10:08.398
4 -	45.151	123.5	44.094	26.733	100.7	1:55.978 (3)	87.60	4.554	09:12:04.376
5 -	43.829	120.6	43.277	26.440	101.2	1:53.546 (2)	89.48	2.122	09:13:57.922
6 -	42.924	120.4	44.581	IN PIT		2:00.512 P	84.30	9.088	09:15:58.434
7 -	OUTLAP	122.6	43.096	26.473	100.9	2:30.336	67.58	38.912	09:18:28.770
8 -	42.937	121.5	42.328	26.159	101.2	1:51.424 (1)	91.18		09:20:20.194

P11		12		Edward RENDELL		Honda - Banks Racing			
IDEAL LAP TIME : 1:51.627		BEST LAP TIME : 1:51.627		DIFFERENCE : 0.000					
LAP	SECTOR 1	SECTOR 2	SECTOR 3	LAP TIME	MPH	DIFF	TIME OF DAY		
1 -	OUTLAP	95.8	49.563	30.285	85.3		09:02:55.759		
2 -	48.598	103.4	46.179	29.684	86.0	2:04.461	81.63	12.834	09:05:00.220
3 -	47.242	106.3	46.356	29.756	89.1	2:03.354	82.36	11.727	09:07:03.574
4 -	46.534	113.7	43.452	27.085	97.2	1:57.071	86.78	5.444	09:09:00.645
5 -	44.300	115.9	42.979	26.800	94.7	1:54.079	89.06	2.452	09:10:54.724
6 -	44.156	115.5	42.674	26.809	97.4	1:53.639	89.40	2.012	09:12:48.363
7 -	43.696	115.1	42.333	26.503	96.4	1:52.532 (2)	90.28	0.905	09:14:40.895
8 -	43.688	116.9	43.095	26.191	97.4	1:52.974	89.93	1.347	09:16:33.869
9 -	43.966	115.9	42.305	26.552	97.0	1:52.823 (3)	90.05	1.196	09:18:26.692
10 -	43.312	115.5	42.159	26.156	98.3	1:51.627 (1)	91.01		09:20:18.319

P12		1 M3		Thomas VAN LEEUWEN		KTM - 71Workx.com Racing			
IDEAL LAP TIME : 1:51.794		BEST LAP TIME : 1:51.794		DIFFERENCE : 0.000					
LAP	SECTOR 1	SECTOR 2	SECTOR 3	LAP TIME	MPH	DIFF	TIME OF DAY		
1 -		101.8	48.728	IN PIT		P			09:02:14.263
2 -	OUTLAP	108.9	47.964	29.236	91.6	3:04.108	55.18	1:12.314	09:05:18.371
3 -	47.657	110.9	46.156	IN PIT		2:08.523 P	79.05	16.729	09:07:26.894
4 -	OUTLAP	120.0	45.832	28.121	100.3	3:50.200	44.13	1:58.406	09:11:17.094
5 -	44.443	122.4	44.265	26.792	101.2	1:55.500 (2)	87.96	3.706	09:13:12.594
6 -	44.406	124.5	43.329	IN PIT		2:00.067 P	84.62	8.273	09:15:12.661
7 -	OUTLAP	125.2	43.763	25.953	102.6	3:33.313	47.63	1:41.519	09:18:45.974
8 -	43.602	124.9	42.585	25.607	104.2	1:51.794 (1)	90.88		09:20:37.768

P13		70 M3		Felix NASSI		Honda - FX Taki Racing			
IDEAL LAP TIME : 1:52.977		BEST LAP TIME : 1:52.977		DIFFERENCE : 0.000					
LAP	SECTOR 1	SECTOR 2	SECTOR 3	LAP TIME	MPH	DIFF	TIME OF DAY		
1 -	OUTLAP	116.9	46.045	28.302	99.6				09:10:59.738
2 -	44.735	120.0	44.029	27.390	100.0	1:56.154	87.47	3.177	09:12:55.892
3 -	44.468	119.6	43.465	27.309	99.6	1:55.242	88.16	2.265	09:14:51.134
4 -	44.142	120.0	43.451	26.948	100.9	1:54.541 (3)	88.70	1.564	09:16:45.675
5 -	43.651	120.6	43.289	26.897	100.9	1:53.837 (2)	89.25	0.860	09:18:39.512
6 -	43.433	123.1	42.777	26.767	100.3	1:52.977 (1)	89.93		09:20:32.489

Weather / Track : Bright / Dry

Assen

Circuit Length = 2.8222 miles

Start: 09:00 Flag 09:20 End: 09:23

MCRCB BULLETIN TK002

2014 MCE British Superbike Championship - Round 10

2014 Motul British Motostar Championship

FREE PRACTICE 1 - SECTOR ANALYSIS

SECTOR 1 = FL to I1, SECTOR 2 = I1 to I2, SECTOR 3 = I2 to FL, DIFF = Difference To Personal Best Lap

P14 64 M3 Asher DURHAM		Honda - Cresswell Racing / Momentum Recruitment						
IDEAL LAP TIME : 1:52.917		BEST LAP TIME : 1:53.015		DIFFERENCE : 0.098				
LAP	SECTOR 1	SECTOR 2	SECTOR 3	LAP TIME	MPH	DIFF	TIME OF DAY	
1 -	OUTLAP	121.5	47.374	30.163	97.6		09:02:08.883	
2 -	47.231	123.8	44.969	29.263	98.3	2:01.463	09:04:10.346	
3 -	45.057	122.2	44.007	28.174	98.3	1:57.238	09:06:07.584	
4 -	44.582	123.5	43.320	27.505	99.4	1:55.407	09:08:02.991	
5 -	45.067	123.5	43.546	28.153	101.4	1:56.766	09:09:59.757	
6 -	44.058	122.9	43.123	27.116	99.4	1:54.297	09:11:54.054	
7 -	43.993	124.7	42.898	26.904	100.0	1:53.795 (2)	09:13:47.849	
8 -	43.893	123.5	43.584	26.820	100.9	1:54.297	09:15:42.146	
9 -	49.199	98.2	43.700	26.620	98.3	1:59.519	09:17:41.665	
10 -	43.568	124.7	42.996	26.451	101.2	1:53.015 (1)	09:19:34.680	
11 -	44.051	123.5	43.285	26.899	100.9	1:54.235 (3)	09:21:28.915	

P15 42 M3 James HOBSON		KTM - Two 4 Motorsport with RS Racing						
IDEAL LAP TIME : 1:53.092		BEST LAP TIME : 1:53.211		DIFFERENCE : 0.119				
LAP	SECTOR 1	SECTOR 2	SECTOR 3	LAP TIME	MPH	DIFF	TIME OF DAY	
1 -	OUTLAP	123.3	49.033	29.297	100.5		09:02:30.977	
2 -	45.613	126.8	45.185	27.362	101.2	1:58.160	09:04:29.137	
3 -	44.241	127.3	44.711	26.923	102.1	1:55.875	09:06:25.012	
4 -	46.577	126.6	44.497	26.844	103.5	1:57.918	09:08:22.930	
5 -	43.660	126.3	44.350	27.944	101.9	1:55.954	09:10:18.884	
6 -	44.562	125.9	44.005	27.515	101.2	1:56.082	09:12:14.966	
7 -	45.414	125.6	43.732	26.772	101.9	1:55.918	09:14:10.884	
8 -	43.792	125.9	43.703	27.758	104.0	1:55.253	09:16:06.137	
9 -	44.690	125.9	43.657	26.668	101.2	1:55.015 (3)	09:18:01.152	
10 -	43.377	125.4	43.425	26.409	100.9	1:53.211 (1)	09:19:54.363	
11 -	43.689	125.6	43.306	26.538	100.9	1:53.533 (2)	09:21:47.896	

P16 86 M3 Charlie NESBITT		Repli-Cast - Repli-Cast UK						
IDEAL LAP TIME : 1:53.326		BEST LAP TIME : 1:53.350		DIFFERENCE : 0.024				
LAP	SECTOR 1	SECTOR 2	SECTOR 3	LAP TIME	MPH	DIFF	TIME OF DAY	
1 -	OUTLAP	121.7	47.748	30.152	98.9		09:02:10.129	
2 -	46.512	123.1	45.744	28.315	99.8	2:00.571	09:04:10.700	
3 -	44.911	123.8	44.147	27.898	98.9	1:56.956	09:06:07.656	
4 -	44.611	121.5	43.400	27.405	101.2	1:55.416	09:08:03.072	
5 -	44.676	122.0	43.594	27.529	100.3	1:55.799	09:09:58.871	
6 -	44.360	121.5	43.207	27.106	100.3	1:54.673	09:11:53.544	
7 -	44.086	122.0	43.028	26.651	99.8	1:53.765 (2)	09:13:47.309	
8 -	44.204	122.0	43.491	26.901	99.4	1:54.596	09:15:41.905	
9 -	48.351	108.2	44.144	26.597	100.7	1:59.092	09:17:40.997	
10 -	43.765	123.3	42.964	26.621	100.3	1:53.350 (1)	09:19:34.347	
11 -	43.838	122.0	43.407	26.845	100.5	1:54.090 (3)	09:21:28.437	

P17 25 M3 Mike BROUWERS		Honda - Joma / Brouwers Racing Team						
IDEAL LAP TIME : 1:53.487		BEST LAP TIME : 1:53.927		DIFFERENCE : 0.440				
LAP	SECTOR 1	SECTOR 2	SECTOR 3	LAP TIME	MPH	DIFF	TIME OF DAY	
1 -	OUTLAP	118.9	47.561	28.448	96.6		09:02:30.463	
2 -	45.394	120.6	44.299	27.073	99.6	1:56.766	09:04:27.229	
3 -	44.552	122.4	43.943	27.633	97.8	1:56.128	09:06:23.357	
4 -	45.300	118.5	44.059	26.572	100.3	1:55.931	09:08:19.288	
5 -	43.816	121.3	43.202	26.909	100.5	1:53.927 (1)	09:10:13.215	
6 -	45.193	122.2	43.156	26.753	94.9	1:55.102	09:12:08.317	
7 -	44.128	120.9	43.313	26.654	100.9	1:54.095 (2)	09:14:02.412	
8 -	44.424	119.4	43.429	26.884	98.1	1:54.737	09:15:57.149	
9 -	44.434	119.4	43.371	26.669	100.5	1:54.474 (3)	09:17:51.623	
10 -	43.842	120.6	43.355	27.654	97.4	1:54.851	09:19:46.474	
11 -	44.165	119.6	44.142	26.515	100.7	1:54.822	09:21:41.296	

Weather / Track : Bright / Dry

Assen

Circuit Length = 2.8222 miles

Start: 09:00 Flag 09:20 End: 09:23

MCRCB BULLETIN TK002

2014 MCE British Superbike Championship - Round 10

2014 Motul British Motostar Championship

FREE PRACTICE 1 - SECTOR ANALYSIS

SECTOR 1 = FL to I1, SECTOR 2 = I1 to I2, SECTOR 3 = I2 to FL, DIFF = Difference To Personal Best Lap

P18 65		Josh OWENS		Honda - RCD Motorsport		IDEAL LAP TIME : 1:54.022		BEST LAP TIME : 1:54.126		DIFFERENCE : 0.104	
LAP	SECTOR 1	SECTOR 2	SECTOR 3	LAP TIME	MPH	DIFF	TIME OF DAY				
1 -	OUTLAP	97.8	53.866	31.174	93.7						09:03:21.620
2 -	48.453	116.7	47.126	30.383	94.1	2:05.962	80.66	11.836			09:05:27.582
3 -	45.757	117.9	44.953	29.226	97.8	1:59.936	84.71	5.810			09:07:27.518
4 -	45.952	118.5	44.189	27.630	97.0	1:57.771	86.27	3.645			09:09:25.289
5 -	46.097	116.5	43.962	27.375	96.8	1:57.434	86.51	3.308			09:11:22.723
6 -	44.511	118.1	44.665	27.287	98.1	1:56.463	87.23	2.337			09:13:19.186
7 -	43.831	121.3	43.296	26.999	97.6	1:54.126 (1)	89.02				09:15:13.312
8 -	44.240	118.7	43.232	26.959	97.4	1:54.431 (2)	88.78	0.305			09:17:07.743
9 -	43.969	117.5	44.337	27.718	97.2	1:56.024	87.56	1.898			09:19:03.767
10 -	44.711	117.7	43.517	27.046	98.1	1:55.274 (3)	88.13	1.148			09:20:59.041

P19 88		Wesley JONKER		Honda -		IDEAL LAP TIME : 1:54.125		BEST LAP TIME : 1:54.201		DIFFERENCE : 0.076	
LAP	SECTOR 1	SECTOR 2	SECTOR 3	LAP TIME	MPH	DIFF	TIME OF DAY				
1 -		120.2	47.989	30.136	94.3						09:02:08.605
2 -	47.417	119.8	45.785	28.860	96.8	2:02.062	83.23	7.861			09:04:10.667
3 -	46.368	120.2	44.895	27.982	95.8	1:59.245	85.20	5.044			09:06:09.912
4 -	45.524	119.4	44.484	27.452	98.3	1:57.460	86.49	3.259			09:08:07.372
5 -	46.807	118.5	45.223	27.663	98.3	1:59.693	84.88	5.492			09:10:07.065
6 -	45.446	119.6	44.206	27.606	96.8	1:57.258	86.64	3.057			09:12:04.323
7 -	45.369	120.4	45.012	27.043	98.7	1:57.424	86.52	3.223			09:14:01.747
8 -	45.718	121.3	43.612	26.884	98.9	1:56.214	87.42	2.013			09:15:57.961
9 -	44.665	120.4	43.402	26.823	99.8	1:54.890 (3)	88.43	0.689			09:17:52.851
10 -	44.007	120.9	43.295	26.899	99.4	1:54.201 (1)	88.96				09:19:47.052
11 -	44.498	120.9	43.373	26.960	99.8	1:54.831 (2)	88.47	0.630			09:21:41.883

P20 72		Alex PERSSON		Honda - PWR / Nordgren Racing		IDEAL LAP TIME : 1:53.927		BEST LAP TIME : 1:54.448		DIFFERENCE : 0.521	
LAP	SECTOR 1	SECTOR 2	SECTOR 3	LAP TIME	MPH	DIFF	TIME OF DAY				
1 -		98.8	50.249	30.254	90.7						09:02:16.374
2 -	49.099	111.2	46.500	30.996	101.9	2:06.595	80.25	12.147			09:04:22.969
3 -	45.409	124.7	45.109	IN PIT		2:04.953 P	81.31	10.505			09:06:27.922
4 -	OUTLAP	121.5	44.024	27.816	101.6	4:58.424	34.04	3:03.976			09:11:26.346
5 -	45.247	124.7	44.370	27.026	102.3	1:56.643	87.10	2.195			09:13:22.989
6 -	45.033	123.3	44.343	27.111	103.5	1:56.487	87.22	2.039			09:15:19.476
7 -	44.256	123.8	43.305	27.221	102.1	1:54.782 (3)	88.51	0.334			09:17:14.258
8 -	44.492	122.2	43.462	26.644	102.8	1:54.598 (2)	88.65	0.150			09:19:08.856
9 -	44.217	121.7	43.826	26.405	102.8	1:54.448 (1)	88.77				09:21:03.304

P21 29 M3		Sven GREVINK		Honda -		IDEAL LAP TIME : 1:54.077		BEST LAP TIME : 1:54.455		DIFFERENCE : 0.378	
LAP	SECTOR 1	SECTOR 2	SECTOR 3	LAP TIME	MPH	DIFF	TIME OF DAY				
1 -	OUTLAP	119.4	46.969	27.943	98.5						09:02:48.820
2 -	45.135	121.7	44.669	26.951	100.0	1:56.755	87.02	2.300			09:04:45.575
3 -	44.410	121.7	44.162	26.947	99.6	1:55.519	87.95	1.064			09:06:41.094
4 -	44.411	121.3	45.283	26.812	99.8	1:56.506	87.20	2.051			09:08:37.600
5 -	44.692	120.0	43.904	26.796	99.6	1:55.392	88.04	0.937			09:10:32.992
6 -	45.351	120.0	43.959	27.120	99.4	1:56.430	87.26	1.975			09:12:29.422
7 -	45.114	119.1	43.855	27.056	98.5	1:56.025	87.56	1.570			09:14:25.447
8 -	44.243	119.6	43.517	26.695	99.6	1:54.455 (1)	88.76				09:16:19.902
9 -	43.928	119.4	43.730	26.846	98.9	1:54.504 (2)	88.73	0.049			09:18:14.406
10 -	44.410	122.2	43.921	26.632	99.6	1:54.963 (3)	88.37	0.508			09:20:09.369

P22 136 M3		Sander KROEZE		Honda -		IDEAL LAP TIME : 1:53.477		BEST LAP TIME : 1:54.581		DIFFERENCE : 1.104	
LAP	SECTOR 1	SECTOR 2	SECTOR 3	LAP TIME	MPH	DIFF	TIME OF DAY				

Weather / Track : Bright / Dry

Assen

Circuit Length = 2.8222 miles

Start: 09:00 Flag 09:20 End: 09:23

MCRCB BULLETIN TK002

2014 MCE British Superbike Championship - Round 10

2014 Motul British Motostar Championship

FREE PRACTICE 1 - SECTOR ANALYSIS

SECTOR 1 = FL to I1, SECTOR 2 = I1 to I2, SECTOR 3 = I2 to FL, DIFF = Difference To Personal Best Lap

1 -	OUTLAP	123.3	47.936	29.655	103.0					09:02:09.539
2 -	46.652	124.2	46.594	29.976	98.3	2:03.222	82.45	8.641		09:04:12.761
3 -	45.972	124.9	45.128	27.377	102.8	1:58.477	85.75	3.896		09:06:11.238
4 -	45.118	124.0	44.290	27.299	102.6	1:56.707 (3)	87.05	2.126		09:08:07.945
5 -	45.722	122.4	46.659	27.925	98.5	2:00.306	84.45	5.725		09:10:08.251
6 -	45.025	124.9	44.167	27.284	102.8	1:56.476 (2)	87.22	1.895		09:12:04.727
7 -	45.079	124.0	44.529	27.315	98.1	1:56.923	86.89	2.342		09:14:01.650
8 -	45.068	123.1	44.012	IN PIT		2:05.228 P	81.13	10.647		09:16:06.878
9 -	OUTLAP	124.9	43.870	26.520	101.4	3:08.081	54.02	1:13.500		09:19:14.959
10 -	43.893	124.5	43.064	27.624	102.6	1:54.581 (1)	88.67			09:21:09.540

P23 43 Arnie SHELTON Honda - e3 Motorsport with Shelton Racing

IDEAL LAP TIME : 1:55.248 BEST LAP TIME : 1:55.370 DIFFERENCE : 0.122

LAP	SECTOR 1	SECTOR 2	SECTOR 3	LAP TIME	MPH	DIFF	TIME OF DAY		
1 -	OUTLAP	102.2	52.112	31.743	83.4		09:05:02.364		
2 -	51.324	108.5	48.711	29.842	93.7	2:09.877	78.22	14.507	09:07:12.241
3 -	46.997	118.7	47.011	28.409	95.1	2:02.417	82.99	7.047	09:09:14.658
4 -	46.282	118.3	45.717	28.186	96.6	2:00.185	84.53	4.815	09:11:14.843
5 -	46.243	118.1	45.191	27.655	95.1	1:59.089	85.31	3.719	09:13:13.932
6 -	45.636	118.1	44.445	27.601	94.9	1:57.682	86.33	2.312	09:15:11.614
7 -	44.975	118.3	44.026	27.524	98.1	1:56.525 (3)	87.19	1.155	09:17:08.139
8 -	44.710	120.0	43.748	27.300	98.5	1:55.758 (2)	87.77	0.388	09:19:03.897
9 -	44.832	121.7	43.427	27.111	98.9	1:55.370 (1)	88.06		09:20:59.267

P24 84 Daniel HERMANSSON TSR Luyten - FPW Racing

IDEAL LAP TIME : 1:55.284 BEST LAP TIME : 1:55.626 DIFFERENCE : 0.342

LAP	SECTOR 1	SECTOR 2	SECTOR 3	LAP TIME	MPH	DIFF	TIME OF DAY		
1 -	OUTLAP	118.5	48.933	29.904	98.7		09:02:09.536		
2 -	47.885	120.0	45.673	30.005	97.0	2:03.563	82.22	7.937	09:04:13.099
3 -	47.025	120.6	45.193	28.289	97.8	2:00.507	84.31	4.881	09:06:13.606
4 -	46.071	118.1	44.625	28.165	99.4	1:58.861	85.47	3.235	09:08:12.467
5 -	45.798	117.3	45.632	28.897	99.1	2:00.327	84.43	4.701	09:10:12.794
6 -	45.696	119.4	44.873	27.680	100.3	1:58.249	85.92	2.623	09:12:11.043
7 -	45.428	118.1	44.545	27.528	100.7	1:57.501	86.46	1.875	09:14:08.544
8 -	44.976	118.1	44.217	28.042	100.9	1:57.235	86.66	1.609	09:16:05.779
9 -	45.773	119.1	43.647	27.027	100.7	1:56.447 (2)	87.25	0.821	09:18:02.226
10 -	44.610	118.3	43.662	27.354	100.3	1:55.626 (1)	87.87		09:19:57.852
11 -	44.758	117.5	43.904	28.278	99.8	1:56.940 (3)	86.88	1.314	09:21:54.792

P25 32 Martin SVENSSON Honda - Nordgren Racing

IDEAL LAP TIME : 1:54.783 BEST LAP TIME : 1:55.959 DIFFERENCE : 1.176

LAP	SECTOR 1	SECTOR 2	SECTOR 3	LAP TIME	MPH	DIFF	TIME OF DAY		
1 -	OUTLAP	96.4	52.328	30.400	90.5		09:03:55.166		
2 -	47.759	116.9	45.257	27.714	101.6	2:00.730	84.15	4.771	09:05:55.896
3 -	46.036	120.9	45.587	28.995	100.5	2:00.618 (3)	84.23	4.659	09:07:56.514
4 -	44.900	120.2	47.157	27.000	103.5	1:59.057 (2)	85.33	3.098	09:09:55.571
5 -	44.559	120.0	44.027	27.373	102.6	1:55.959 (1)	87.61		09:11:51.530
6 -	44.893	119.4	43.322	IN PIT		2:06.903 P	80.06	10.944	09:13:58.433
7 -	OUTLAP	117.5	44.864	26.902	102.3	6:14.940	27.09	4:18.981	09:20:13.373

P26 35 Elliot LODGE Honda - SP125 / Spike Racing

IDEAL LAP TIME : 1:55.548 BEST LAP TIME : 1:56.148 DIFFERENCE : 0.600

LAP	SECTOR 1	SECTOR 2	SECTOR 3	LAP TIME	MPH	DIFF	TIME OF DAY		
1 -	OUTLAP	113.1	47.170	28.898	95.1		09:04:24.582		
2 -	46.882	119.4	44.558	IN PIT		2:04.357 P	81.70	8.209	09:06:28.939
3 -	OUTLAP	116.7	45.004	28.830	90.0	6:07.472	27.64	4:11.324	09:12:36.411
4 -	46.176	118.1	44.799	27.655	96.8	1:58.630	85.64	2.482	09:14:35.041
5 -	45.660	118.5	45.032	27.716	96.2	1:58.408 (3)	85.80	2.260	09:16:33.449
6 -	45.461	118.3	43.764	26.923	97.6	1:56.148 (1)	87.47		09:18:29.597
7 -	44.861	118.5	44.120	27.312	96.6	1:56.293 (2)	87.36	0.145	09:20:25.890

Assen

Circuit Length = 2.8222 miles

Start: 09:00 Flag 09:20 End: 09:23

Weather / Track : Bright / Dry

MCRCB BULLETIN TK002

2014 MCE British Superbike Championship - Round 10

2014 Motul British Motostar Championship

FREE PRACTICE 1 - SECTOR ANALYSIS

SECTOR 1 = FL to I1, SECTOR 2 = I1 to I2, SECTOR 3 = I2 to FL, DIFF = Difference To Personal Best Lap

P27 19		Kai JOHNSON		Aprilia - Kinpac Racing					
IDEAL LAP TIME : 1:56.435		BEST LAP TIME : 1:56.739		DIFFERENCE : 0.304					
LAP	SECTOR 1	SECTOR 2	SECTOR 3	LAP TIME	MPH	DIFF	TIME OF DAY		
1 -	OUTLAP	100.6	49.654	30.806	86.3		09:02:13.737		
2 -	50.585	109.8	47.050	28.833	94.9	2:06.468	80.33	9.729	09:04:20.205
3 -	45.573	117.7	46.175	29.443	94.9	2:01.191	83.83	4.452	09:06:21.396
4 -	45.876	117.5	45.264	27.704	97.2	1:58.844	85.49	2.105	09:08:20.240
5 -	45.013	117.9	44.983	28.425	96.6	1:58.421	85.79	1.682	09:10:18.661
6 -	45.555	119.1	45.007	27.858	96.4	1:58.420	85.79	1.681	09:12:17.081
7 -	45.359	118.1	44.519	27.458	96.8	1:57.336 (2)	86.59	0.597	09:14:14.417
8 -	44.659	118.1	44.318	27.762	97.0	1:56.739 (1)	87.03		09:16:11.156
9 -	45.718	118.1	44.675	27.882	96.8	1:58.275 (3)	85.90	1.536	09:18:09.431
10 -	45.359	117.1	44.416	28.531	96.2	1:58.306	85.88	1.567	09:20:07.737

P28 74 M3		Joe THOMPSON		Repli-Cast - Repli-Cast UK					
IDEAL LAP TIME : 1:56.780		BEST LAP TIME : 1:57.028		DIFFERENCE : 0.248					
LAP	SECTOR 1	SECTOR 2	SECTOR 3	LAP TIME	MPH	DIFF	TIME OF DAY		
1 -	OUTLAP	92.5	53.580	32.128	86.8		09:02:23.058		
2 -	51.413	89.0	51.160	30.933	88.2	2:13.506	76.10	16.478	09:04:36.564
3 -	49.315	101.5	48.392	IN PIT		2:13.926 P	75.86	16.898	09:06:50.490
4 -	OUTLAP	119.8	46.368	28.926	96.8	2:40.306	63.37	43.278	09:09:30.796
5 -	46.272	121.3	46.165	28.509	96.8	2:00.946	84.00	3.918	09:11:31.742
6 -	45.620	121.5	45.775	28.268	97.4	1:59.663	84.90	2.635	09:13:31.405
7 -	45.442	121.1	45.605	28.557	98.9	1:59.604	84.94	2.576	09:15:31.009
8 -	44.592	122.2	45.022	27.771	97.6	1:57.385 (3)	86.55	0.357	09:17:28.394
9 -	44.916	121.5	44.575	27.852	98.1	1:57.343 (2)	86.58	0.315	09:19:25.737
10 -	44.715	121.3	44.700	27.613	97.2	1:57.028 (1)	86.81		09:21:22.765

P29 99		Miguel CORREIA-LOURENCO		Honda - Racing Team Noord Nederland					
IDEAL LAP TIME : 1:57.663		BEST LAP TIME : 1:57.663		DIFFERENCE : 0.000					
LAP	SECTOR 1	SECTOR 2	SECTOR 3	LAP TIME	MPH	DIFF	TIME OF DAY		
1 -	OUTLAP	114.1	49.021	29.328	93.4		09:02:14.648		
2 -	48.943	113.7	47.244	28.671	93.7	2:04.858	81.37	7.195	09:04:19.506
3 -	47.130	116.7	46.135	29.969	93.7	2:03.234	82.44	5.571	09:06:22.740
4 -	46.644	115.9	45.255	28.087	94.1	1:59.986	84.67	2.323	09:08:22.726
5 -	45.989	114.7	45.010	28.073	94.7	1:59.072 (3)	85.32	1.409	09:10:21.798
6 -	46.149	114.7	45.208	28.002	94.9	1:59.359	85.12	1.696	09:12:21.157
7 -	46.117	114.3	45.077	28.132	94.3	1:59.326	85.14	1.663	09:14:20.483
8 -	46.121	114.3	45.081	28.121	94.1	1:59.323	85.14	1.660	09:16:19.806
9 -	45.280	114.9	44.535	27.848	94.3	1:57.663 (1)	86.34		09:18:17.469
10 -	45.326	114.9	44.817	28.002	93.7	1:58.145 (2)	85.99	0.482	09:20:15.614

P30 13 M3		Sam BURMAN		Honda - WNT / Burman Racing					
IDEAL LAP TIME : 1:57.454		BEST LAP TIME : 1:57.750		DIFFERENCE : 0.296					
LAP	SECTOR 1	SECTOR 2	SECTOR 3	LAP TIME	MPH	DIFF	TIME OF DAY		
1 -		118.5	48.954	29.859	98.3		09:02:07.972		
2 -	48.061	120.4	46.623	30.090	96.4	2:04.774	81.42	7.024	09:04:12.746
3 -	46.786	122.6	45.596	28.800	91.1	2:01.182	83.84	3.432	09:06:13.928
4 -	46.636	122.0	45.717	27.465	98.5	1:59.818	84.79	2.068	09:08:13.746
5 -	45.863	122.2	45.690	27.805	99.8	1:59.358 (3)	85.12	1.608	09:10:13.104
6 -	46.033	123.1	46.591	28.944	99.8	2:01.568	83.57	3.818	09:12:14.672
7 -	46.112	122.2	44.908	27.200	98.3	1:58.220 (2)	85.94	0.470	09:14:12.892
8 -	45.346	122.9	44.913	27.491	99.8	1:57.750 (1)	86.28		09:16:10.642
9 -	46.486	121.7	45.793	28.938	100.5	2:01.217	83.81	3.467	09:18:11.859
10 -	46.838	119.4	48.683	27.690	99.8	2:03.211	82.46	5.461	09:20:15.070

P31 54		Walid SOPPE		Honda -					
IDEAL LAP TIME : 1:57.549		BEST LAP TIME : 1:57.834		DIFFERENCE : 0.285					
LAP	SECTOR 1	SECTOR 2	SECTOR 3	LAP TIME	MPH	DIFF	TIME OF DAY		

Weather / Track : Bright / Dry

Assen

Circuit Length = 2.8222 miles

Start: 09:00 Flag 09:20 End: 09:23

MCRCB BULLETIN TK002

2014 MCE British Superbike Championship - Round 10

2014 Motul British Motostar Championship

FREE PRACTICE 1 - SECTOR ANALYSIS

SECTOR 1 = FL to I1, SECTOR 2 = I1 to I2, SECTOR 3 = I2 to FL, DIFF = Difference To Personal Best Lap

LAP	SECTOR 1	SECTOR 2	SECTOR 3	LAP TIME	MPH	DIFF	TIME OF DAY
1 -	OUTLAP	110.9	51.864	30.558	95.5		09:05:23.032
2 -	48.088	108.0	46.726	29.345	94.3	2:04.159	09:07:27.191
3 -	46.363	113.9	45.245	28.043	96.4	1:59.651	09:09:26.842
4 -	45.328	115.7	44.896	27.977	97.4	1:58.201 (2)	09:11:25.043
5 -	45.345	115.3	45.206	28.093	96.2	1:58.644	09:13:23.687
6 -	45.160	115.9	44.806	28.521	97.4	1:58.487	09:15:22.174
7 -	44.982	114.5	45.091	27.761	97.4	1:57.834 (1)	09:17:20.008
8 -	45.066	115.3	45.061	28.205	97.4	1:58.332	09:19:18.340
9 -	45.170	115.3	45.117	27.943	95.8	1:58.230 (3)	09:21:16.570

P32 46 M3 Jonathan HANSEN		Honda - Jonathan Racing					
IDEAL LAP TIME :	BEST LAP TIME : 1:58.064	DIFFERENCE :					
LAP	SECTOR 1	SECTOR 2	SECTOR 3	LAP TIME	MPH	DIFF	TIME OF DAY
1 -							09:02:59.620
2 -				2:07.430	79.73	9.366	09:05:07.050
3 -				2:02.875	82.68	4.811	09:07:09.925
4 -				2:01.108 (2)	83.89	3.044	09:09:11.033
5 -				2:03.447	82.30	5.383	09:11:14.480
6 -				2:02.222	83.12	4.158	09:13:16.702
7 -				2:01.521 (3)	83.60	3.457	09:15:18.223
8 -				1:58.064 (1)	86.05		09:17:16.287
9 -			IN PIT	2:16.457 P	74.45	18.393	09:19:32.744

P33 127 Georgina POLDEN		Honda - RS Racing					
IDEAL LAP TIME :	BEST LAP TIME : 1:58.390	DIFFERENCE : 0.000					
LAP	SECTOR 1	SECTOR 2	SECTOR 3	LAP TIME	MPH	DIFF	TIME OF DAY
1 -	OUTLAP	116.5	51.280	30.650	100.0		09:07:10.660
2 -	48.293	122.4	48.456	28.673	99.8	2:05.422	09:09:16.082
3 -	46.195	123.1	47.246	28.848	99.8	2:02.289	09:11:18.371
4 -	46.379	122.2	46.756	28.412	101.2	2:01.547	09:13:19.918
5 -	45.532	122.9	46.664	27.860	101.9	2:00.056	09:15:19.974
6 -	45.059	124.7	45.801	27.530	100.3	1:58.390 (1)	09:17:18.364
7 -	45.532	124.7	46.019	28.209	101.2	1:59.760 (3)	09:19:18.124
8 -	45.491	124.0	46.265	27.531	102.6	1:59.287 (2)	09:21:17.411

P34 114 Dennis WILJE		Aprilia -					
IDEAL LAP TIME :	BEST LAP TIME : 1:59.395	DIFFERENCE : 0.000					
LAP	SECTOR 1	SECTOR 2	SECTOR 3	LAP TIME	MPH	DIFF	TIME OF DAY
1 -	OUTLAP	100.7	52.418	32.035	92.8		09:02:58.698
2 -	48.080	117.1	48.718	29.073	98.5	2:05.871 (3)	09:05:04.569
3 -	47.241	116.1	47.456	27.829	99.6	2:02.526 (2)	09:07:07.095
4 -	46.213	116.1	45.589	27.593	98.5	1:59.395 (1)	09:09:06.490
5 -	47.906	99.7	51.050	IN PIT		2:23.689 P	09:11:30.179

P35 47 Jake ARCHER		Honda - Jake Archer Racing					
IDEAL LAP TIME :	BEST LAP TIME : 1:59.496	DIFFERENCE : 0.279					
LAP	SECTOR 1	SECTOR 2	SECTOR 3	LAP TIME	MPH	DIFF	TIME OF DAY
1 -	OUTLAP	111.6	52.810	IN PIT		P	09:02:56.572
2 -	OUTLAP	113.9	49.551	IN PIT	3:02.791	P	09:05:59.363
3 -	OUTLAP	113.9	49.314	29.283	95.1	4:31.645	09:10:31.008
4 -	47.643	115.3	46.796	28.507	96.0	2:02.946	09:12:33.954
5 -	46.840	114.1	46.333	28.760	97.6	2:01.933	09:14:35.887
6 -	47.007	115.3	45.425	28.934	96.6	2:01.366 (3)	09:16:37.253
7 -	46.247	115.9	45.695	28.383	96.0	2:00.325 (2)	09:18:37.578
8 -	46.352	115.9	45.599	27.824	97.2	1:59.775 (1)	09:20:37.353

P36 79 M3 Chris TAYLOR		Honda - Elevator Saddles & Bridles					
IDEAL LAP TIME :	BEST LAP TIME : 2:00.056	DIFFERENCE : 0.256					
LAP	SECTOR 1	SECTOR 2	SECTOR 3	LAP TIME	MPH	DIFF	TIME OF DAY

Weather / Track : Bright / Dry

Assen
Circuit Length = 2.8222 miles
Start: 09:00 Flag 09:20 End: 09:23

MCRCB BULLETIN TK002

2014 MCE British Superbike Championship - Round 10

2014 Motul British Motostar Championship

FREE PRACTICE 1 - SECTOR ANALYSIS

SECTOR 1 = FL to I1, SECTOR 2 = I1 to I2, SECTOR 3 = I2 to FL, DIFF = Difference To Personal Best Lap

1 -	OUTLAP	103.2	56.727	35.515	95.3				09:04:10.293
2 -	50.498	120.4	51.033	31.224	98.5	2:12.755	76.53	12.443	09:06:23.048
3 -	48.839	120.9	48.475	29.668	97.6	2:06.982	80.01	6.670	09:08:30.030
4 -	47.573	119.1	47.699	28.579	98.1	2:03.851	82.03	3.539	09:10:33.881
5 -	46.355	119.6	46.244	28.518	97.8	2:01.117	83.88	0.805	09:12:34.998
6 -	46.043	120.6	46.287	28.358	98.3	2:00.688 (3)	84.18	0.376	09:14:35.686
7 -	45.856	120.4	46.388	29.033	97.2	2:01.277	83.77	0.965	09:16:36.963
8 -	45.903	118.5	46.142	28.267	98.3	2:00.312 (1)	84.44		09:18:37.275
9 -	45.647	118.5	46.508	28.323	98.1	2:00.478 (2)	84.33	0.166	09:20:37.753

P37 90		Greg GREENWOOD			Luyten Honda - FPW Racing				
IDEAL LAP TIME : 2:01.313		BEST LAP TIME : 2:01.313			DIFFERENCE : 0.000				
LAP	SECTOR 1	SECTOR 2	SECTOR 3	LAP TIME	MPH	DIFF	TIME OF DAY		
1 -	OUTLAP	64.8	1:04.597	40.698	74.3				09:06:14.707
2 -	56.164	106.0	51.596	33.373	85.0	2:21.133	71.98	19.820	09:08:35.840
3 -	50.997	114.5	48.844	32.042	90.9	2:11.883	77.03	10.570	09:10:47.723
4 -	49.917	115.1	47.260	29.070	94.7	2:06.247	80.47	4.934	09:12:53.970
5 -	47.931	116.1	46.535	29.206	94.9	2:03.672 (3)	82.15	2.359	09:14:57.642
6 -	48.456	115.5	46.436	28.542	94.7	2:03.434 (2)	82.31	2.121	09:17:01.076
7 -	48.309	115.3	46.560	28.845	95.8	2:03.714	82.12	2.401	09:19:04.790
8 -	47.117	117.5	45.985	28.211	95.5	2:01.313 (1)	83.75		09:21:06.103

P38 7		Jamie ASHBY			Honda - JPA Racing / SP125				
IDEAL LAP TIME : 2:04.018		BEST LAP TIME : 2:04.018			DIFFERENCE : 0.000				
LAP	SECTOR 1	SECTOR 2	SECTOR 3	LAP TIME	MPH	DIFF	TIME OF DAY		
1 -	OUTLAP	85.0	57.720	36.262	75.7				09:05:40.218
2 -	55.071	93.5	53.486	33.185	81.4	2:21.742	71.68	17.724	09:08:01.960
3 -	53.062	99.4	52.170	31.910	85.7	2:17.142 (3)	74.08	13.124	09:10:19.102
4 -	51.021	107.0	50.492	IN PIT		2:18.157 P	73.54	14.139	09:12:37.259
5 -	OUTLAP	105.5	50.339	30.755	91.1	4:13.265	40.11	2:09.247	09:16:50.524
6 -	48.802	115.5	48.119	29.246	96.8	2:06.167 (2)	80.52	2.149	09:18:56.691
7 -	47.989	116.3	47.341	28.688	97.6	2:04.018 (1)	81.92		09:21:00.709

P39 226 M3		Johanna INNERFORS			Honda -				
IDEAL LAP TIME : 2:06.922		BEST LAP TIME : 2:06.922			DIFFERENCE : 0.000				
LAP	SECTOR 1	SECTOR 2	SECTOR 3	LAP TIME	MPH	DIFF	TIME OF DAY		
1 -	OUTLAP	100.9	54.415	34.083	93.4				09:03:03.849
2 -	52.764	91.6	55.851	34.884	96.4	2:23.499	70.80	16.577	09:05:27.348
3 -	50.566	94.6	54.262	34.754	97.0	2:19.582	72.78	12.660	09:07:46.930
4 -	49.432	105.6	53.186	34.416	95.8	2:17.034	74.14	10.112	09:10:03.964
5 -	49.702	105.5	51.927	32.816	97.6	2:14.445	75.57	7.523	09:12:18.409
6 -	49.231	105.6	50.535	31.558	96.8	2:11.324	77.36	4.402	09:14:29.733
7 -	48.096	113.5	49.849	31.886	95.1	2:09.831 (3)	78.25	2.909	09:16:39.564
8 -	47.935	113.7	49.142	30.790	96.4	2:07.867 (2)	79.45	0.945	09:18:47.431
9 -	47.660	115.1	49.047	30.215	94.9	2:06.922 (1)	80.05		09:20:54.353

P40 27 M3		Cat GREEN			Honda - Redline Racing				
IDEAL LAP TIME : 2:06.591		BEST LAP TIME : 2:07.148			DIFFERENCE : 0.557				
LAP	SECTOR 1	SECTOR 2	SECTOR 3	LAP TIME	MPH	DIFF	TIME OF DAY		
1 -	OUTLAP	86.3	57.987	36.159	81.6				09:03:18.644
2 -	54.535	98.9	53.604	33.328	88.0	2:21.467	71.82	14.319	09:05:40.111
3 -	52.363	99.4	52.105	32.140	91.1	2:16.608	74.37	9.460	09:07:56.719
4 -	51.635	99.5	52.315	32.275	87.7	2:16.225	74.58	9.077	09:10:12.944
5 -	50.738	102.4	50.652	31.327	90.0	2:12.717	76.55	5.569	09:12:25.661
6 -	49.523	113.7	49.179	30.236	96.6	2:08.938	78.79	1.790	09:14:34.599
7 -	48.915	117.7	49.384	30.525	94.9	2:08.824 (3)	78.86	1.676	09:16:43.423
8 -	49.403	115.7	48.404	29.341	97.4	2:07.148 (1)	79.90		09:18:50.571
9 -	48.846	115.9	48.796	29.707	97.6	2:07.349 (2)	79.78	0.201	09:20:57.920

Weather / Track : Bright / Dry

Assen

Circuit Length = 2.8222 miles

Start: 09:00 Flag 09:20 End: 09:23

MCRCB BULLETIN TK002

2014 MCE British Superbike Championship - Round 10

2014 Motul British Motostar Championship

FREE PRACTICE 1 - SECTOR ANALYSIS

SECTOR 1 = FL to I1, SECTOR 2 = I1 to I2, SECTOR 3 = I2 to FL, DIFF = Difference To Personal Best Lap

P41 93 M3		William SVARD		Honda - Nordgren Racing			
IDEAL LAP TIME : 2:06.770		BEST LAP TIME : 2:07.164		DIFFERENCE : 0.394			
LAP	SECTOR 1	SECTOR 2	SECTOR 3	LAP TIME	MPH	DIFF	TIME OF DAY
1 -	OUTLAP	82.4	56.042	33.524	97.2		09:03:26.143
2 -	50.308	102.7	51.972	32.450	99.6	2:14.730 (3)	75.41 7.566 09:05:40.873
3 -	48.903	107.3	51.718	30.965	99.4	2:11.586 (2)	77.21 4.422 09:07:52.459
4 -	49.213	111.6	48.371	29.580	100.7	2:07.164 (1)	79.89 09:09:59.623
5 -	1:02.943	48.7	58.721	IN PIT		2:51.840 P	59.12 44.676 09:12:51.463
6 -	OUTLAP	91.1	49.231	29.496	99.1	2:59.595	56.57 52.431 09:15:51.058
7 -	54.439	76.5	56.422	IN PIT		2:35.527 P	65.32 28.363 09:18:26.585

P42 100		Stephen CAMPBELL		Honda - Campbell Racing			
IDEAL LAP TIME : 2:09.537		BEST LAP TIME : 2:09.878		DIFFERENCE : 0.341			
LAP	SECTOR 1	SECTOR 2	SECTOR 3	LAP TIME	MPH	DIFF	TIME OF DAY
1 -	OUTLAP	102.6	1:00.121	34.945	90.7		09:04:12.734
2 -	53.250	114.3	54.915	32.163	91.8	2:20.328	72.40 10.450 09:06:33.062
3 -	51.559	114.5	51.844	30.918	92.0	2:14.321	75.64 4.443 09:08:47.383
4 -	50.945	113.3	51.571	31.111	91.6	2:13.627	76.03 3.749 09:11:01.010
5 -	50.331	113.9	50.168	30.253	93.2	2:10.752 (3)	77.70 0.874 09:13:11.762
6 -	50.308	115.3	51.356	30.221	92.6	2:11.885	77.03 2.007 09:15:23.647
7 -	50.485	115.3	50.048	30.162	90.7	2:10.695 (2)	77.73 0.817 09:17:34.342
8 -	50.406	114.7	52.029	29.869	92.6	2:12.304	76.79 2.426 09:19:46.646
9 -	49.620	114.5	50.149	30.109	92.2	2:09.878 (1)	78.22 09:21:56.524

P43 3		Steve LAWTON		KTM - Century 21 / Cresswell Racing			
IDEAL LAP TIME : 2:29.998		BEST LAP TIME : 2:30.803		DIFFERENCE : 0.805			
LAP	SECTOR 1	SECTOR 2	SECTOR 3	LAP TIME	MPH	DIFF	TIME OF DAY
1 -	OUTLAP	94.9	58.654	38.664	57.3		09:02:44.950
2 -	1:00.045	88.7	54.888	35.870	61.9	2:30.803 (1)	67.37 09:05:15.753
3 -	1:00.766	80.3	55.345	35.065	71.2	2:31.176 (2)	67.20 0.373 09:07:46.929

P44 124		Tasia RODINK		Honda - Promemo Racing			
IDEAL LAP TIME : 2:00.297		BEST LAP TIME :		DIFFERENCE :			
LAP	SECTOR 1	SECTOR 2	SECTOR 3	LAP TIME	MPH	DIFF	TIME OF DAY
1 -	OUTLAP	101.8	49.368	IN PIT		P	09:03:09.837
2 -	OUTLAP	107.8	48.466	29.155	94.7	3:14.461	52.24 09:06:24.298
3 -	48.324	115.3	48.547	IN PIT		2:10.816 P	77.66 09:08:35.114
4 -	OUTLAP	120.6	45.567	IN PIT		3:48.856 P	44.39 09:12:23.970
5 -	OUTLAP	118.3	45.611	28.033	97.4	3:41.527	45.86 09:16:05.497
6 -	46.980	118.5	45.284	IN PIT		2:05.120 P	81.20 09:18:10.617

P45 39		Scout FLETCHER		Honda - Team BSP Honda			
IDEAL LAP TIME :		BEST LAP TIME :		DIFFERENCE :			
LAP	SECTOR 1	SECTOR 2	SECTOR 3	LAP TIME	MPH	DIFF	TIME OF DAY
1 -	OUTLAP	98.3	52.361	33.178	89.4		09:05:40.434

P46 4		Louis VALLELEY		KTM - Century 21 / Cresswell Racing			
IDEAL LAP TIME :		BEST LAP TIME :		DIFFERENCE :			
LAP	SECTOR 1	SECTOR 2	SECTOR 3	LAP TIME	MPH	DIFF	TIME OF DAY
1 -	OUTLAP	110.1	49.537	30.233	92.8		09:21:10.712

Weather / Track : Bright / Dry

Assen

Circuit Length = 2.8222 miles

Start: 09:00 Flag 09:20 End: 09:23

MCRCB BULLETIN TK003**2014 MCE British Superbike Championship - Round 10****2014 Motul British Motostar Championship****FREE PRACTICE 1 - BEST SPEEDS**

SECTOR 1				SECTOR 2			FINISH LINE		
POS	NO	NAME	MPH	NO	NAME	MPH	NO	NAME	MPH
1	66	Joe IRVING	129.8				28	Bradley RAY	107.2
2	45	Olly SIMPSON	129.5				61	Ernst DUBBINK	105.7
3	80	Bo BENDSNEYDER	128.3				26	Jorel BOERBOOM	104.5
4	61	Ernst DUBBINK	128.0				1	Thomas VAN LEEUWEN	104.2
5	42	James HOBSON	127.3				42	James HOBSON	104.0
6	26	Jorel BOERBOOM	126.6				80	Bo BENDSNEYDER	104.0
7	28	Bradley RAY	126.1				45	Olly SIMPSON	103.8
8	1	Thomas VAN LEEUWEN	125.2				66	Joe IRVING	103.8
9	142	Brian SLOOTEN	125.2				32	Martin SVENSSON	103.5
10	136	Sander KROEZE	124.9				72	Alex PERSSON	103.5
11	64	Asher DURHAM	124.7				136	Sander KROEZE	103.0
12	72	Alex PERSSON	124.7				36	Jayson URIBE	102.6
13	127	Georgina POLDEN	124.7				127	Georgina POLDEN	102.6
14	36	Jayson URIBE	124.5				6	Taz TAYLOR	101.6
15	86	Charlie NESBITT	123.8				64	Asher DURHAM	101.4
16	6	Taz TAYLOR	123.5				86	Charlie NESBITT	101.2
17	13	Sam BURMAN	123.1				70	Felix NASSI	100.9
18	70	Felix NASSI	123.1				84	Daniel HERMANSSON	100.9
19	34	Jordan WEAVING	122.9				25	Mike BROUWERS	100.9
20	25	Mike BROUWERS	122.4				142	Brian SLOOTEN	100.9
21	29	Sven GREVINK	122.2				93	William SVARD	100.7
22	74	Joe THOMPSON	122.2				13	Sam BURMAN	100.5
23	43	Arnie SHELTON	121.7				34	Jordan WEAVING	100.5
24	65	Josh OWENS	121.3				29	Sven GREVINK	100.0
25	88	Wesley JONKER	121.3				88	Wesley JONKER	99.8
26	32	Martin SVENSSON	120.9				114	Dennis WILJE	99.6
27	79	Chris TAYLOR	120.9				43	Arnie SHELTON	98.9
28	84	Daniel HERMANSSON	120.6				74	Joe THOMPSON	98.9
29	124	Tasia RODINK	120.6				79	Chris TAYLOR	98.5
30	35	Elliot LODGE	119.4				12	Edward RENDELL	98.3
31	19	Kai JOHNSON	119.1				65	Josh OWENS	98.1
32	27	Cat GREEN	117.7				7	Jamie ASHBY	97.6
33	90	Greg GREENWOOD	117.5				27	Cat GREEN	97.6
34	114	Dennis WILJE	117.1				35	Elliot LODGE	97.6
35	12	Edward RENDELL	116.9				47	Jake ARCHER	97.6
36	99	Miguel CORREIA-LOURENCO	116.7				226	Johanna INNERFORS	97.6
37	7	Jamie ASHBY	116.3				54	Walid SOPPE	97.4
38	47	Jake ARCHER	115.9				124	Tasia RODINK	97.4
39	54	Walid SOPPE	115.9				19	Kai JOHNSON	97.2
40	100	Stephen CAMPBELL	115.3				90	Greg GREENWOOD	95.8
41	226	Johanna INNERFORS	115.1				99	Miguel CORREIA-LOURENCO	94.9
42	93	William SVARD	111.6				100	Stephen CAMPBELL	93.2
43	4	Louis VALLELEY	110.1				4	Louis VALLELEY	92.8
44	39	Scout FLETCHER	98.3				39	Scout FLETCHER	89.4
45	3	Steve LAWTON	94.9				3	Steve LAWTON	71.2
46									

Weather / Track : Bright / Dry

Assen

Circuit Length = 2.8222 miles

Start: 09:00 Flag 09:20 End: 09:23

Results can be found at www.tsl-timing.com

Printed - 09:25 Friday, 19 September 2014

MCRCB BULLETIN TK004**2014 MCE British Superbike Championship - Round 10****2014 Motul British Motostar Championship****FREE PRACTICE 1 - BEST SECTORS**

SECTOR 1			SECTOR 2			SECTOR 3			IDEAL / BEST COMPARISON						
POS	NO	NAME	TIME	NO	NAME	TIME	NO	NAME	TIME	POS	NO	NAME	IDEAL	BEST	DIFF
1	28	RAY	41.478	28	RAY	40.865	28	RAY	24.883						
2	61	DUBBINK	41.818	80	BENDSNEYDER	41.307	45	SIMPSON	25.310	1	28	RAY	1:47.226	1:47.275	0.049
3	80	BENDSNEYDER	41.818	45	SIMPSON	41.499	61	DUBBINK	25.323	2	80	BENDSNEYDER	1:48.688	1:48.688	0.000
4	66	IRVING	42.108	61	DUBBINK	41.553	66	IRVING	25.333	3	61	DUBBINK	1:48.694	1:49.034	0.340
5	45	SIMPSON	42.296	66	IRVING	41.602	80	BENDSNEYDER	25.563	4	66	IRVING	1:49.043	1:49.085	0.042
6	36	URIBE	42.806	34	WEAVING	41.688	26	BOERBOOM	25.599	5	45	SIMPSON	1:49.105	1:49.192	0.087
7	26	BOERBOOM	42.843	142	SLOOTEN	41.947	1	VAN LEEUWEN	25.607	6	34	WEAVING	1:50.698	1:50.941	0.243
8	6	TAYLOR	42.924	36	URIBE	41.986	34	WEAVING	25.866	7	26	BOERBOOM	1:50.722	1:50.815	0.093
9	34	WEAVING	43.144	12	RENDELL	42.159	142	SLOOTEN	25.869	8	36	URIBE	1:50.821	1:51.396	0.575
10	12	RENDELL	43.312	26	BOERBOOM	42.280	36	URIBE	26.029	9	142	SLOOTEN	1:51.171	1:51.341	0.170
11	142	SLOOTEN	43.355	6	TAYLOR	42.328	12	RENDELL	26.156	10	6	TAYLOR	1:51.411	1:51.424	0.013
12	42	HOBSON	43.377	1	VAN LEEUWEN	42.585	6	TAYLOR	26.159	11	12	RENDELL	1:51.627	1:51.627	0.000
13	70	NASSI	43.433	70	NASSI	42.777	72	PERSSON	26.405	12	1	VAN LEEUWEN	1:51.794	1:51.794	0.000
14	64	DURHAM	43.568	64	DURHAM	42.898	42	HOBSON	26.409	13	64	DURHAM	1:52.917	1:53.015	0.098
15	1	VAN LEEUWEN	43.602	86	NESBITT	42.964	64	DURHAM	26.451	14	70	NASSI	1:52.977	1:52.977	0.000
16	86	NESBITT	43.765	136	KROEZE	43.064	25	BROUWERS	26.515	15	42	HOBSON	1:53.092	1:53.211	0.119
17	25	BROUWERS	43.816	25	BROUWERS	43.156	136	KROEZE	26.520	16	86	NESBITT	1:53.326	1:53.350	0.024
18	65	OWENS	43.831	65	OWENS	43.232	86	NESBITT	26.597	17	136	KROEZE	1:53.477	1:54.581	1.104
19	136	KROEZE	43.893	88	JONKER	43.295	29	GREVINK	26.632	18	25	BROUWERS	1:53.487	1:53.927	0.440
20	29	GREVINK	43.928	72	PERSSON	43.305	70	NASSI	26.767	19	72	PERSSON	1:53.927	1:54.448	0.521
21	88	JONKER	44.007	42	HOBSON	43.306	88	JONKER	26.823	20	65	OWENS	1:54.022	1:54.126	0.104
22	72	PERSSON	44.217	32	SVENSSON	43.322	32	SVENSSON	26.902	21	29	GREVINK	1:54.077	1:54.455	0.378
23	32	SVENSSON	44.559	43	SHELTON	43.427	35	LODGE	26.923	22	88	JONKER	1:54.125	1:54.201	0.076
24	74	THOMPSON	44.592	29	GREVINK	43.517	65	OWENS	26.959	23	32	SVENSSON	1:54.783	1:55.959	1.176
25	84	HERMANSSON	44.610	84	HERMANSSON	43.647	84	HERMANSSON	27.027	24	43	SHELTON	1:55.248	1:55.370	0.122
26	19	JOHNSON	44.659	35	LODGE	43.764	43	SHELTON	27.111	25	84	HERMANSSON	1:55.284	1:55.626	0.342
27	43	SHELTON	44.710	19	JOHNSON	44.318	13	BURMAN	27.200	26	35	LODGE	1:55.548	1:56.148	0.600
28	35	LODGE	44.861	99	CORREIA-LOUREN	44.535	19	JOHNSON	27.458	27	19	JOHNSON	1:56.435	1:56.739	0.304
29	54	SOPPE	44.982	74	THOMPSON	44.575	127	POLDEN	27.530	28	74	THOMPSON	1:56.780	1:57.028	0.248
30	127	POLDEN	45.059	54	SOPPE	44.806	114	WILJE	27.593	29	13	BURMAN	1:57.454	1:57.750	0.296
31	99	CORREIA-LOUREN	45.280	13	BURMAN	44.908	74	THOMPSON	27.613	30	54	SOPPE	1:57.549	1:57.834	0.285
32	13	BURMAN	45.346	124	RODINK	45.284	54	SOPPE	27.761	31	99	CORREIA-LOUREN	1:57.663	1:57.663	0.000
33	79	TAYLOR	45.647	47	ARCHER	45.425	47	ARCHER	27.824	32	127	POLDEN	1:58.390	1:58.390	0.000
34	114	WILJE	46.213	114	WILJE	45.589	99	CORREIA-LOUREN	27.848	33	114	WILJE	1:59.395	1:59.395	0.000
35	47	ARCHER	46.247	127	POLDEN	45.801	124	RODINK	28.033	34	47	ARCHER	1:59.496	1:59.775	0.279
36	124	RODINK	46.980	90	GREENWOOD	45.985	90	GREENWOOD	28.211	35	79	TAYLOR	2:00.056	2:00.312	0.256
37	90	GREENWOOD	47.117	79	TAYLOR	46.142	79	TAYLOR	28.267	36	124	RODINK	2:00.297		
38	226	INNERFORS	47.660	7	ASHBY	47.341	7	ASHBY	28.688	37	90	GREENWOOD	2:01.313	2:01.313	0.000
39	7	ASHBY	47.989	93	SVARD	48.371	27	GREEN	29.341	38	7	ASHBY	2:04.018	2:04.018	0.000
40	27	GREEN	48.846	27	GREEN	48.404	93	SVARD	29.496	39	27	GREEN	2:06.591	2:07.148	0.557
41	93	SVARD	48.903	226	INNERFORS	49.047	100	CAMPBELL	29.869	40	93	SVARD	2:06.770	2:07.164	0.394
42	100	CAMPBELL	49.620	4	VALLELEY	49.537	226	INNERFORS	30.215	41	226	INNERFORS	2:06.922	2:06.922	0.000
43	3	LAWTON	1:00.045	100	CAMPBELL	50.048	4	VALLELEY	30.233	42	100	CAMPBELL	2:09.537	2:09.878	0.341
44				39	FLETCHER	52.361	39	FLETCHER	33.178	43	3	LAWTON	2:29.998	2:30.803	0.805
45				3	LAWTON	54.888	3	LAWTON	35.065	44	46	HANSEN	1:58.064		
46										45	39	FLETCHER			
										46	4	VALLELEY			

Weather / Track : Bright / Dry

Assen

Circuit Length = 2.8222 miles

Start: 09:00 Flag 09:20 End: 09:23

Results can be found at www.tsl-timing.com

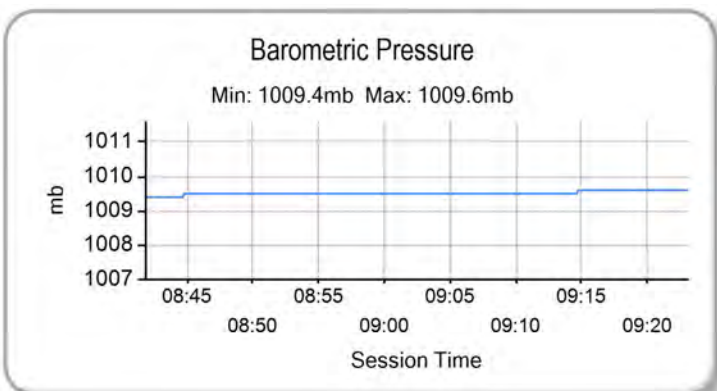
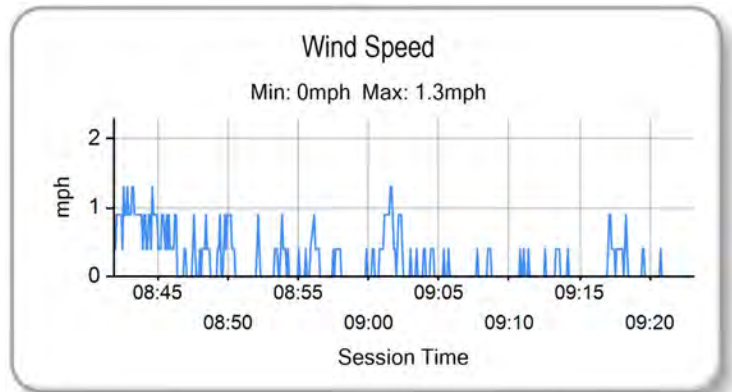
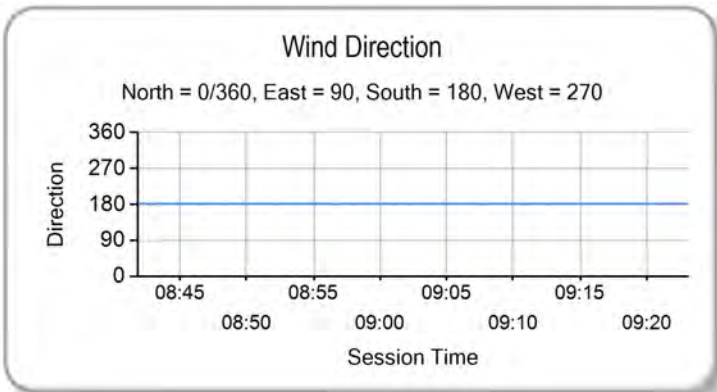
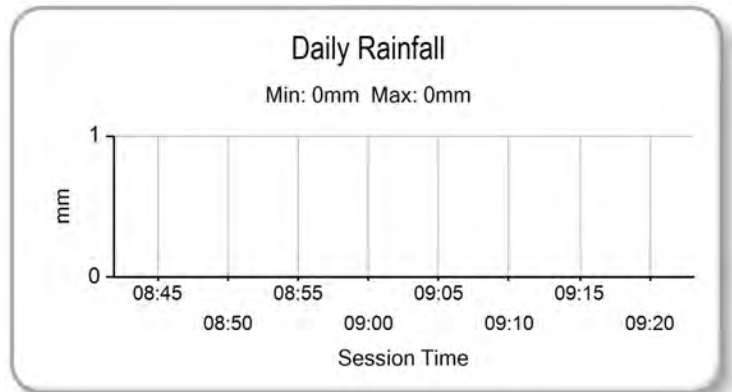
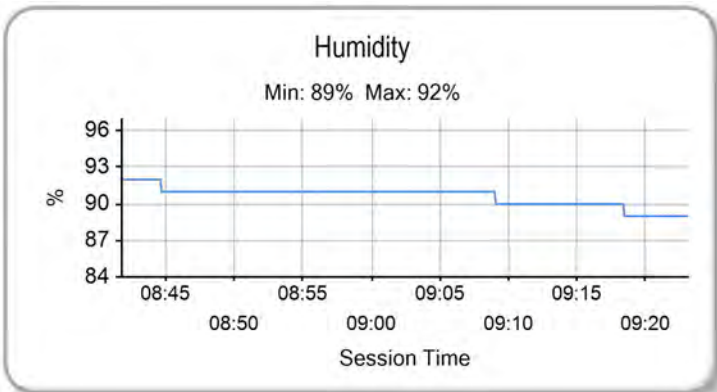
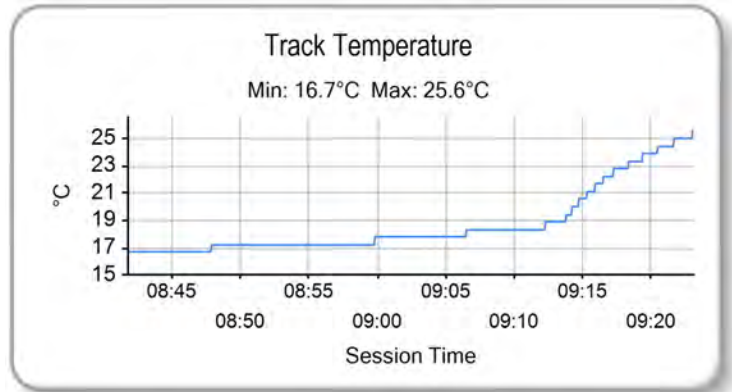
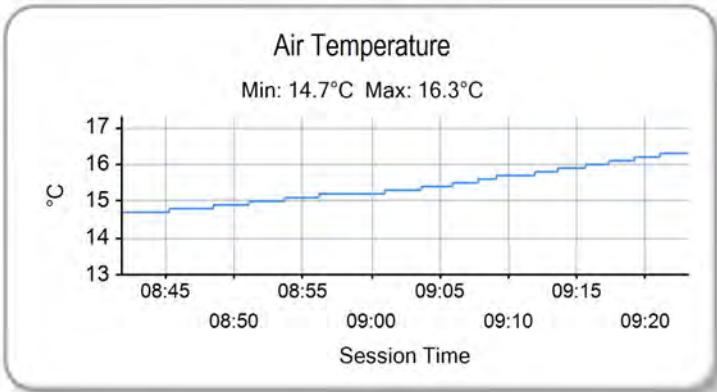
Printed - 09:26 Friday, 19 September 2014

MCRCB BULLETIN TK005

2014 MCE British Superbike Championship - Round 10

2014 Motul British Motostar Championship

FREE PRACTICE 1 - WEATHER CONDITIONS



Weather / Track : Bright / Dry

Results can be found at www.tsl-timing.com

Assen
Circuit Length = 2.8222 miles
Start: 09:00 Flag 09:20 End: 09:23

Printed - 09:26 Friday, 19 September 2014



POS	NO	CL	PIC NAME	ENTRY	TIME	ON	LAPS	GAP	DIFF	MPH
1	80	M3	1 Bo BENDSNEYDER	FTR Honda - Dutch Racing Team	1:46.813	9	10			95.12
2	28		1 Bradley RAY	EE125 - FAB-Racing	1:47.073	8	9	0.260	0.260	94.89
3	1	M3	2 Thomas VAN LEEUWEN	KTM - 71Workx.com Racing	1:47.088	11	11	0.275	0.015	94.87
4	66	M3	3 Joe IRVING	KTM - Redline KTM	1:47.380	3	10	0.567	0.292	94.61
5	45	M3	4 Olly SIMPSON	KTM - Olly Simpson Racing	1:47.524	6	10	0.711	0.144	94.49
6	61	M3	5 Ernst DUBBINK	Honda - Ernst Dubbink Racing	1:48.844	7	7	2.031	1.320	93.34
7	26		2 Jorel BOERBOOM	Honda - RV Racing	1:49.227	7	9	2.414	0.383	93.01
8	34	M3	6 Jordan WEAVING	KTM - Jordan Racing / Burkert	1:49.418	7	11	2.605	0.191	92.85
9	36	M3	7 Jayson URIBE	Honda - FPW Racing / RSR	1:49.648	9	11	2.835	0.230	92.66
10	12		3 Edward RENDELL	Honda - Banks Racing	1:49.820	9	11	3.007	0.172	92.51
11	86	M3	8 Charlie NESBITT	Repli-Cast - Repli-Cast UK	1:50.330	9	11	3.517	0.510	92.08
12	142	M3	9 Brian SLOOTEN	Honda - Bakker Frames Holland	1:50.367	11	11	3.554	0.037	92.05
13	64	M3	10 Asher DURHAM	Honda - Cresswell Racing / Momentum Recruitment	1:51.157	9	11	4.344	0.790	91.40
14	6		4 Taz TAYLOR	Luyten Honda - FPW Racing / Hookless Holidays	1:51.313	7	9	4.500	0.156	91.27
15	42	M3	11 James HOBSON	KTM - Two 4 Motorsport with RS Racing	1:51.557	7	11	4.744	0.244	91.07
16	25	M3	12 Mike BROUWERS	Honda - Joma / Brouwers Racing Team	1:51.904	8	10	5.091	0.347	90.79
17	32		5 Martin SVENSSON	Honda - Nordgren Racing	1:52.012	11	11	5.199	0.108	90.70
18	88		6 Wesley JONKER	Honda -	1:52.023	11	11	5.210	0.011	90.69
19	70	M3	13 Felix NASSI	Honda - FX Taki Racing	1:52.046	6	11	5.233	0.023	90.67
20	65		7 Josh OWENS	Honda - RCD Motorsport	1:52.117	10	10	5.304	0.071	90.62
21	136	M3	14 Sander KROEZE	Honda -	1:52.188	6	10	5.375	0.071	90.56
22	29	M3	15 Sven GREVINK	Honda -	1:52.639	7	11	5.826	0.451	90.20
23	72		8 Alex PERSSON	Honda - PWR / Nordgren Racing	1:52.666	9	9	5.853	0.027	90.17
24	43		9 Arnie SHELTON	Honda - e3 Motorsport with Shelton Racing	1:53.864	8	8	7.051	1.198	89.23
25	127		10 Georgina POLDEN	Honda - RS Racing	1:53.995	6	10	7.182	0.131	89.12
26	19		11 Kai JOHNSON	Aprilia - Kinpac Racing	1:54.172	6	11	7.359	0.177	88.98
27	74	M3	16 Joe THOMPSON	Repli-Cast - Repli-Cast UK	1:54.573	9	9	7.760	0.401	88.67
28	84		12 Daniel HERMANSSON	TSR Luyten - FPW Racing	1:54.642	7	9	7.829	0.069	88.62
29	13	M3	17 Sam BURMAN	Honda - WNT / Burman Racing	1:54.823	6	11	8.010	0.181	88.48
30	35		13 Elliot LODGE	Honda - SP125 / Spike Racing	1:55.058	5	9	8.245	0.235	88.30
31	46	M3	18 Jonathan HANSEN	Honda - Jonathan Racing	1:55.234	10	10	8.421	0.176	88.16
32	54		14 Walid SOPPE	Honda -	1:55.571	4	4	8.758	0.337	87.91
33	79	M3	19 Chris TAYLOR	Honda - Elevator Saddles & Bridles	1:55.778	10	10	8.965	0.207	87.75
34	99		15 Miguel CORREIA-LOURENCO	Honda - Racing Team Noord Nederland	1:55.808	11	11	8.995	0.030	87.73
35	27	M3	20 Cat GREEN	Honda - Redline Racing	1:55.972	9	11	9.159	0.164	87.60
36	47		16 Jake ARCHER	Honda - Jake Archer Racing	1:56.291	9	10	9.478	0.319	87.36
37	114		17 Dennis WILJE	Aprilia -	1:56.871	4	5	10.058	0.580	86.93
38	90		18 Greg GREENWOOD	Luyten Honda - FPW Racing	1:56.921	10	11	10.108	0.050	86.89

QUALIFYING LAPTIME (110.0% of 1:46.813) = 1:57.494

39	93	M3	21 William SVARD	Honda - Nordgren Racing	1:57.990	8	8	11.177	1.069	86.11
40	4		19 Louis VALLELEY	KTM - Century 21 / Cresswell Racing	1:58.107	9	10	11.294	0.117	86.02
41	7		20 Jamie ASHBY	Honda - JPA Racing / SP125	1:59.091	10	10	12.278	0.984	85.31
42	226	M3	22 Johanna INNERFORS	Honda -	2:00.266	8	9	13.453	1.175	84.48
43	3		21 Steve LAWTON	KTM - Century 21 / Cresswell Racing	2:02.188	7	8	15.375	1.922	83.15
44	100		22 Stephen CAMPBELL	Honda - Campbell Racing	2:03.670	6	7	16.857	1.482	82.15
45	39		23 Scout FLETCHER	Honda - Team BSP Honda			5			
46	124		24 Tasia RODINK	Honda - Promemo Racing			4			

Assen

Circuit Length = 2.8222 miles

Start: 14:00 Flag 14:20 End: 14:22

Weather / Track : Sunny / Dry

These results are provisional until the conclusion of any judicial and technical matters.

Race Director :	Stewards :	Timekeeper :

Results can be found at www.britishsuperbike.com

Printed - 14:23 Friday, 19 September 2014



MCRCB BULLETIN TK038

2014 MCE British Superbike Championship - Round 10

2014 Motul British Motostar Championship

FREE PRACTICE 2 - SECTOR ANALYSIS

SECTOR 1 = FL to I1, SECTOR 2 = I1 to I2, SECTOR 3 = I2 to FL, DIFF = Difference To Personal Best Lap

P1		80 M3		Bo BENDSNEYDER		FTR Honda - Dutch Racing Team			
IDEAL LAP TIME : 1:46.667		BEST LAP TIME : 1:46.813		DIFFERENCE : 0.146					
LAP	SECTOR 1	SECTOR 2	SECTOR 3	LAP TIME	MPH	DIFF	TIME OF DAY		
1 -		123.5	41.145	25.220	103.3				14:01:51.628
2 -	41.572	128.3	40.662	25.243	103.3	1:47.477	94.53	0.664	14:03:39.105
3 -	41.490	125.4	40.674	25.120	103.3	1:47.284	94.70	0.471	14:05:26.389
4 -	42.719	123.3	42.601	IN PIT		1:56.729	P 87.04	9.916	14:07:23.118
5 -	OUTLAP	128.3	40.819	25.206	104.0	4:06.646	41.19	2:19.833	14:11:29.764
6 -	41.543	125.6	40.808	25.236	103.3	1:47.587	94.43	0.774	14:13:17.351
7 -	41.390	126.1	40.621	25.000	103.5	1:47.011	(3) 94.94	0.198	14:15:04.362
8 -	41.312	125.9	41.164	24.991	103.8	1:47.467	94.54	0.654	14:16:51.829
9 -	41.174	126.1	40.678	24.961	104.0	1:46.813	(1) 95.12		14:18:38.642
10 -	41.355	126.3	40.758	24.872	104.0	1:46.985	(2) 94.96	0.172	14:20:25.627

P2		28		Bradley RAY		EE125 - FAB-Racing			
IDEAL LAP TIME : 1:46.543		BEST LAP TIME : 1:47.073		DIFFERENCE : 0.530					
LAP	SECTOR 1	SECTOR 2	SECTOR 3	LAP TIME	MPH	DIFF	TIME OF DAY		
1 -		126.6	41.409	25.152	106.7				14:01:51.878
2 -	41.698	126.6	42.306	IN PIT		1:55.739	P 87.78	8.666	14:03:47.617
3 -	OUTLAP	124.0	41.640	25.327	105.0	2:38.642	64.04	51.569	14:06:26.259
4 -	41.321	125.9	40.914	25.036	106.0	1:47.271	(3) 94.71	0.198	14:08:13.530
5 -	41.441	126.8	41.200	25.600	103.8	1:48.241	93.86	1.168	14:10:01.771
6 -	42.202	124.9	41.008	IN PIT		1:53.996	P 89.12	6.923	14:11:55.767
7 -	OUTLAP	124.9	41.088	25.361	106.0	4:29.165	37.74	2:42.092	14:16:24.932
8 -	41.275	126.1	40.799	24.999	106.5	1:47.073	(1) 94.89		14:18:12.005
9 -	41.566	126.3	40.269	25.243	103.0	1:47.078	(2) 94.88	0.005	14:19:59.083

P3		1 M3		Thomas VAN LEEUWEN		KTM - 71Workx.com Racing			
IDEAL LAP TIME : 1:47.027		BEST LAP TIME : 1:47.088		DIFFERENCE : 0.061					
LAP	SECTOR 1	SECTOR 2	SECTOR 3	LAP TIME	MPH	DIFF	TIME OF DAY		
1 -		124.5	42.260	25.673	102.3				14:01:50.472
2 -	42.638	124.9	41.198	25.289	103.8	1:49.125	93.10	2.037	14:03:39.597
3 -	42.141	125.9	41.082	25.132	103.0	1:48.355	93.76	1.267	14:05:27.952
4 -	42.136	126.1	40.927	25.784	102.3	1:48.847	93.34	1.759	14:07:16.799
5 -	45.286	116.9	43.221	IN PIT		2:01.795	P 83.42	14.707	14:09:18.594
6 -	OUTLAP	126.8	41.951	25.631	102.8	3:17.309	51.49	1:30.221	14:12:35.903
7 -	42.088	126.6	41.162	25.198	104.2	1:48.448	93.68	1.360	14:14:24.351
8 -	41.929	127.0	40.741	25.107	103.3	1:47.777	(3) 94.27	0.689	14:16:12.128
9 -	41.710	127.8	41.320	25.288	102.6	1:48.318	93.79	1.230	14:18:00.446
10 -	41.717	126.6	40.550	24.873	102.8	1:47.140	(2) 94.83	0.052	14:19:47.586
11 -	41.638	126.8	40.611	24.839	103.0	1:47.088	(1) 94.87		14:21:34.674

P4		66 M3		Joe IRVING		KTM - Redline KTM			
IDEAL LAP TIME : 1:47.149		BEST LAP TIME : 1:47.380		DIFFERENCE : 0.231					
LAP	SECTOR 1	SECTOR 2	SECTOR 3	LAP TIME	MPH	DIFF	TIME OF DAY		
1 -		128.5	42.244	25.299	103.8				14:01:54.075
2 -	42.048	130.5	40.869	25.046	102.1	1:47.963	94.10	0.583	14:03:42.038
3 -	41.578	128.0	40.777	25.025	102.3	1:47.380	(1) 94.61		14:05:29.418
4 -	41.547	129.0	40.631	25.295	104.2	1:47.473	(2) 94.53	0.093	14:07:16.891
5 -	46.732	116.9	41.858	IN PIT		2:02.764	P 82.76	15.384	14:09:19.655
6 -	OUTLAP	97.8	44.823	25.575	102.6	4:02.965	41.81	2:15.585	14:13:22.620
7 -	41.792	128.3	41.053	25.090	102.3	1:47.935	(3) 94.13	0.555	14:15:10.555
8 -	41.773	129.5	41.454	26.121	103.8	1:49.348	92.91	1.968	14:16:59.903
9 -	46.034	122.0	41.059	25.150	103.3	1:52.243	90.51	4.863	14:18:52.146
10 -	41.881	129.8	41.616	24.971	103.5	1:48.468	93.66	1.088	14:20:40.614

P5		45 M3		Oilly SIMPSON		KTM - Oilly Simpson Racing			
IDEAL LAP TIME : 1:47.460		BEST LAP TIME : 1:47.524		DIFFERENCE : 0.064					
LAP	SECTOR 1	SECTOR 2	SECTOR 3	LAP TIME	MPH	DIFF	TIME OF DAY		

Weather / Track : Sunny / Dry

Assen

Circuit Length = 2.8222 miles

Start: 14:00 Flag 14:20 End: 14:22

MCRCB BULLETIN TK038

2014 MCE British Superbike Championship - Round 10

2014 Motul British Motostar Championship

FREE PRACTICE 2 - SECTOR ANALYSIS

SECTOR 1 = FL to I1, SECTOR 2 = I1 to I2, SECTOR 3 = I2 to FL, DIFF = Difference To Personal Best Lap

1 -		125.2	42.360	25.318	102.6					14:01:53.912
2 -	42.218	128.0	41.099	25.061	103.0	1:48.378	93.74	0.854		14:03:42.290
3 -	42.198	125.9	40.796	25.076	102.1	1:48.070 (3)	94.01	0.546		14:05:30.360
4 -	42.018	127.3	40.687	IN PIT		1:52.909 P	89.98	5.385		14:07:23.269
5 -	OUTLAP	131.0	42.408	26.213	100.9	4:15.298	39.79	2:27.774		14:11:38.567
6 -	41.816	127.5	40.653	25.055	103.5	1:47.524 (1)	94.49			14:13:26.091
7 -	42.389	127.8	41.399	25.191	103.0	1:48.979	93.23	1.455		14:15:15.070
8 -	41.955	126.1	40.589	25.756	100.3	1:48.300	93.81	0.776		14:17:03.370
9 -	41.998	124.5	40.596	25.055	101.9	1:47.649 (2)	94.38	0.125		14:18:51.019
10 -	41.983	126.8	41.411	25.215	100.5	1:48.609	93.54	1.085		14:20:39.628

P6		61 M3		Ernst DUBBINK		Honda - Ernst Dubbink Racing					
IDEAL LAP TIME : 1:48.564		BEST LAP TIME : 1:48.844		DIFFERENCE : 0.280							
LAP	SECTOR 1	SECTOR 2	SECTOR 3	LAP TIME	MPH	DIFF	TIME OF DAY				
1 -	OUTLAP	124.5	41.580	25.501	104.7					14:01:53.340	
2 -	42.394	126.3	41.322	IN PIT				1:55.134 P	88.24	6.290	14:03:48.474
3 -	OUTLAP	124.5	41.473	25.686	100.0	2:55.373	57.93	1:06.529		14:06:43.847	
4 -	42.741	126.8	41.818	IN PIT				1:55.529 P	87.94	6.685	14:08:39.376
5 -	OUTLAP	124.0	41.607	25.856	104.0	2:28.949	68.21	40.105		14:11:08.325	
6 -	42.059	124.9	41.362	25.589	104.0	1:49.010 (2)	93.20	0.166		14:12:57.335	
7 -	42.174	126.3	41.063	25.607	104.5	1:48.844 (1)	93.34			14:14:46.179	

P7		26		Jorel BOERBOOM		Honda - RV Racing					
IDEAL LAP TIME : 1:48.961		BEST LAP TIME : 1:49.227		DIFFERENCE : 0.266							
LAP	SECTOR 1	SECTOR 2	SECTOR 3	LAP TIME	MPH	DIFF	TIME OF DAY				
1 -		123.1	42.713	25.568	104.5					14:01:54.717	
2 -	42.603	123.5	41.698	25.538	103.5	1:49.839	92.50	0.612		14:03:44.556	
3 -	46.426	111.8	43.342	IN PIT				2:04.645 P	81.51	15.418	14:05:49.201
4 -	OUTLAP	123.1	42.342	26.148	101.6	5:11.693	32.59	3:22.466		14:11:00.894	
5 -	42.446	124.5	41.940	25.643	104.7	1:50.029	92.34	0.802		14:12:50.923	
6 -	42.269	123.8	41.798	25.648	102.3	1:49.715	92.60	0.488		14:14:40.638	
7 -	42.535	124.0	41.297	25.395	103.0	1:49.227 (1)	93.01			14:16:29.865	
8 -	42.358	125.6	41.514	25.487	104.0	1:49.359 (3)	92.90	0.132		14:18:19.224	
9 -	42.302	125.4	41.435	25.504	102.6	1:49.241 (2)	93.00	0.014		14:20:08.465	

P8		34 M3		Jordan WEAVING		KTM - Jordan Racing / Burkert					
IDEAL LAP TIME : 1:48.822		BEST LAP TIME : 1:49.418		DIFFERENCE : 0.596							
LAP	SECTOR 1	SECTOR 2	SECTOR 3	LAP TIME	MPH	DIFF	TIME OF DAY				
1 -	OUTLAP	121.5	42.955	25.710	100.7					14:01:56.788	
2 -	43.163	120.4	41.412	25.781	99.6	1:50.356	92.06	0.938		14:03:47.144	
3 -	44.881	111.4	42.853	IN PIT				1:59.820 P	84.79	10.402	14:05:46.964
4 -	OUTLAP	122.0	41.838	25.648	102.3	2:23.058	71.02	33.640		14:08:10.022	
5 -	42.876	123.8	41.326	25.692	101.2	1:49.894	92.45	0.476		14:09:59.916	
6 -	43.016	122.0	41.115	25.584	101.2	1:49.715 (3)	92.60	0.297		14:11:49.631	
7 -	42.450	122.2	41.454	25.514	102.3	1:49.418 (1)	92.85			14:13:39.049	
8 -	43.006	123.1	41.388	25.582	101.9	1:49.976	92.38	0.558		14:15:29.025	
9 -	42.390	125.2	41.890	25.936	101.2	1:50.216	92.18	0.798		14:17:19.241	
10 -	42.286	122.2	42.407	25.611	100.3	1:50.304	92.11	0.886		14:19:09.545	
11 -	42.714	122.4	41.022	25.742	98.3	1:49.478 (2)	92.80	0.060		14:20:59.023	

P9		36 M3		Jayson URIBE		Honda - FPW Racing / RSR				
IDEAL LAP TIME : 1:49.591		BEST LAP TIME : 1:49.648		DIFFERENCE : 0.057						
LAP	SECTOR 1	SECTOR 2	SECTOR 3	LAP TIME	MPH	DIFF	TIME OF DAY			
1 -	OUTLAP	111.2	47.014	26.926	101.2					14:02:11.410
2 -	44.671	124.7	43.817	26.161	99.1	1:54.649	88.61	5.001		14:04:06.059
3 -	43.200	123.3	42.199	25.992	100.0	1:51.391	91.21	1.743		14:05:57.450
4 -	42.716	127.5	42.789	26.890	101.9	1:52.395	90.39	2.747		14:07:49.845
5 -	43.504	124.2	42.263	26.679	92.6	1:52.446	90.35	2.798		14:09:42.291
6 -	43.342	124.0	41.879	25.836	101.4	1:51.057	91.48	1.409		14:11:33.348
7 -	43.045	125.6	42.332	26.635	101.9	1:52.012	90.70	2.364		14:13:25.360

Weather / Track : Sunny / Dry

Assen

Circuit Length = 2.8222 miles

Start: 14:00 Flag 14:20 End: 14:22

MCRCB BULLETIN TK038

2014 MCE British Superbike Championship - Round 10

2014 Motul British Motostar Championship

FREE PRACTICE 2 - SECTOR ANALYSIS

SECTOR 1 = FL to I1, SECTOR 2 = I1 to I2, SECTOR 3 = I2 to FL, DIFF = Difference To Personal Best Lap

8 -	42.624	125.2	41.835	25.892	102.1	1:50.351	92.07	0.703	14:15:15.711
9 -	42.292	123.8	41.554	25.802	101.4	1:49.648 (1)	92.66		14:17:05.359
10 -	42.525	122.9	41.599	25.808	99.8	1:49.932 (3)	92.42	0.284	14:18:55.291
11 -	42.491	123.8	41.497	25.858	100.7	1:49.846 (2)	92.49	0.198	14:20:45.137

P10	12	Edward RENDELL			Honda - Banks Racing				
IDEAL LAP TIME : 1:49.513		BEST LAP TIME : 1:49.820			DIFFERENCE : 0.307				
LAP	SECTOR 1	SECTOR 2	SECTOR 3	LAP TIME	MPH	DIFF	TIME OF DAY		
1 -	OUTLAP	113.5	42.926	26.679	96.8				14:02:28.504
2 -	43.753	117.7	41.903	26.747	98.3	1:52.403	90.39	2.583	14:04:20.907
3 -	43.222	116.7	41.750	IN PIT		1:56.014 P	87.57	6.194	14:06:16.921
4 -	OUTLAP	114.9	41.965	26.416	97.0	2:37.015	64.70	47.195	14:08:53.936
5 -	43.165	117.9	42.760	26.303	96.8	1:52.228	90.53	2.408	14:10:46.164
6 -	42.637	119.6	41.694	25.896	98.1	1:50.227	92.17	0.407	14:12:36.391
7 -	42.584	118.7	41.436	26.025	95.8	1:50.045 (3)	92.32	0.225	14:14:26.436
8 -	42.910	119.4	41.533	26.102	98.5	1:50.545	91.90	0.725	14:16:16.981
9 -	42.554	118.3	41.464	25.802	98.7	1:49.820 (1)	92.51		14:18:06.801
10 -	42.864	120.0	41.424	25.871	97.2	1:50.159	92.23	0.339	14:19:56.960
11 -	42.977	120.0	41.157	25.882	96.4	1:50.016 (2)	92.35	0.196	14:21:46.976

P11	86 M3	Charlie NESBITT			Repli-Cast - Repli-Cast UK				
IDEAL LAP TIME : 1:50.274		BEST LAP TIME : 1:50.330			DIFFERENCE : 0.056				
LAP	SECTOR 1	SECTOR 2	SECTOR 3	LAP TIME	MPH	DIFF	TIME OF DAY		
1 -	OUTLAP	119.8	44.436	27.739	98.9				14:02:02.949
2 -	44.168	124.0	43.140	27.068	100.5	1:54.376	88.83	4.046	14:03:57.325
3 -	46.011	119.1	43.284	26.758	100.3	1:56.053	87.54	5.723	14:05:53.378
4 -	43.698	117.9	43.021	26.709	99.6	1:53.428	89.57	3.098	14:07:46.806
5 -	43.436	120.9	42.727	26.644	98.7	1:52.807	90.06	2.477	14:09:39.613
6 -	43.203	122.2	42.816	26.868	96.8	1:52.887	90.00	2.557	14:11:32.500
7 -	43.573	121.5	42.361	26.561	99.4	1:52.495	90.31	2.165	14:13:24.995
8 -	42.850	121.1	42.127	26.196	100.7	1:51.173	91.39	0.843	14:15:16.168
9 -	42.522	123.1	41.938	25.870	100.5	1:50.330 (1)	92.08		14:17:06.498
10 -	42.559	125.2	42.379	26.025	100.7	1:50.963 (3)	91.56	0.633	14:18:57.461
11 -	42.756	123.5	41.882	26.318	99.6	1:50.956 (2)	91.56	0.626	14:20:48.417

P12	142 M3	Brian SLOOTEN			Honda - Bakker Frames Holland				
IDEAL LAP TIME : 1:50.029		BEST LAP TIME : 1:50.367			DIFFERENCE : 0.338				
LAP	SECTOR 1	SECTOR 2	SECTOR 3	LAP TIME	MPH	DIFF	TIME OF DAY		
1 -	OUTLAP	120.4	43.689	26.861	98.7				14:02:00.094
2 -	43.861	120.9	42.637	26.261	97.2	1:52.759	90.10	2.392	14:03:52.853
3 -	43.629	121.5	42.225	26.018	98.9	1:51.872	90.81	1.505	14:05:44.725
4 -	43.477	121.5	42.653	26.122	99.4	1:52.252	90.51	1.885	14:07:36.977
5 -	43.712	121.5	42.256	26.230	98.3	1:52.198	90.55	1.831	14:09:29.175
6 -	43.448	122.4	42.305	26.387	98.5	1:52.140	90.60	1.773	14:11:21.315
7 -	43.366	122.0	41.966	26.091	99.6	1:51.423 (3)	91.18	1.056	14:13:12.738
8 -	46.614	112.7	42.027	25.897	99.1	1:54.538	88.70	4.171	14:15:07.276
9 -	43.775	119.8	42.390	26.186	100.3	1:52.351	90.43	1.984	14:16:59.627
10 -	42.951	121.3	41.867	25.653	99.8	1:50.471 (2)	91.97	0.104	14:18:50.098
11 -	43.251	124.5	41.425	25.691	99.1	1:50.367 (1)	92.05		14:20:40.465

P13	64 M3	Asher DURHAM			Honda - Cresswell Racing / Momentum Recruitment				
IDEAL LAP TIME : 1:50.656		BEST LAP TIME : 1:51.157			DIFFERENCE : 0.501				
LAP	SECTOR 1	SECTOR 2	SECTOR 3	LAP TIME	MPH	DIFF	TIME OF DAY		
1 -	OUTLAP	124.9	44.128	27.121	100.3				14:02:01.598
2 -	44.238	125.4	44.136	27.268	98.5	1:55.642	87.85	4.485	14:03:57.240
3 -	44.267	122.6	42.378	26.623	99.1	1:53.268	89.70	2.111	14:05:50.508
4 -	43.618	124.0	42.590	26.536	99.6	1:52.744	90.11	1.587	14:07:43.252
5 -	43.599	124.7	42.405	26.542	99.8	1:52.546	90.27	1.389	14:09:35.798
6 -	43.952	124.5	42.700	26.766	97.8	1:53.418	89.58	2.261	14:11:29.216
7 -	43.383	124.2	43.127	26.598	99.1	1:53.108	89.82	1.951	14:13:22.324

Weather / Track : Sunny / Dry

Assen

Circuit Length = 2.8222 miles

Start: 14:00 Flag 14:20 End: 14:22

MCRCB BULLETIN TK038

2014 MCE British Superbike Championship - Round 10

2014 Motul British Motostar Championship

FREE PRACTICE 2 - SECTOR ANALYSIS

SECTOR 1 = FL to I1, SECTOR 2 = I1 to I2, SECTOR 3 = I2 to FL, DIFF = Difference To Personal Best Lap

8 -	43.568	124.5	42.386	26.331	100.3	1:52.285	90.48	1.128	14:15:14.609
9 -	43.428	121.7	41.808	25.921	100.3	1:51.157 (1)	91.40		14:17:05.766
10 -	43.088	125.6	42.393	25.934	99.4	1:51.415 (3)	91.19	0.258	14:18:57.181
11 -	42.927	125.6	41.917	26.322	98.7	1:51.166 (2)	91.39	0.009	14:20:48.347

P14 6		Taz TAYLOR			Luyten Honda - FPW Racing / Hookless Holidays					
IDEAL LAP TIME : 1:50.812		BEST LAP TIME : 1:51.313			DIFFERENCE : 0.501					
LAP	SECTOR 1	SECTOR 2	SECTOR 3	LAP TIME	MPH	DIFF	TIME OF DAY			
1 -	OUTLAP	110.9	46.553	27.547	98.9				14:02:11.135	
2 -		44.651	120.4	43.712	26.316	96.8	1:54.679	88.59	3.366	14:04:05.814
3 -		43.429	116.5	42.531	26.424	99.8	1:52.384	90.40	1.071	14:05:58.198
4 -		48.401	111.1	42.686	26.089	100.7	1:57.176	86.70	5.863	14:07:55.374
5 -		43.243	122.4	42.453	26.683	100.3	1:52.379 (3)	90.40	1.066	14:09:47.753
6 -		43.719	121.3	42.334	26.205	100.7	1:52.258 (2)	90.50	0.945	14:11:40.011
7 -		43.392	119.4	42.171	25.750	100.5	1:51.313 (1)	91.27		14:13:31.324
8 -		43.377	120.6	41.967	IN PIT		1:57.522 P	86.45	6.209	14:15:28.846
9 -	OUTLAP	122.4	42.050	25.602	100.9		4:34.625	36.99	2:43.312	14:20:03.471

P15 42 M3		James HOBSON			KTM - Two 4 Motorsport with RS Racing					
IDEAL LAP TIME : 1:51.185		BEST LAP TIME : 1:51.557			DIFFERENCE : 0.372					
LAP	SECTOR 1	SECTOR 2	SECTOR 3	LAP TIME	MPH	DIFF	TIME OF DAY			
1 -	OUTLAP	125.2	45.845	28.515	102.6					14:02:08.563
2 -		44.663	125.9	43.801	26.736	100.3	1:55.200	88.19	3.643	14:04:03.763
3 -		43.902	127.5	43.691	26.605	101.4	1:54.198	88.96	2.641	14:05:57.961
4 -		43.125	127.5	43.679	27.011	100.3	1:53.815	89.26	2.258	14:07:51.776
5 -		43.399	128.0	43.049	26.410	102.3	1:52.858	90.02	1.301	14:09:44.634
6 -		44.241	127.3	43.123	26.472	100.7	1:53.836	89.25	2.279	14:11:38.470
7 -		42.536	127.3	42.619	26.402	100.9	1:51.557 (1)	91.07		14:13:30.027
8 -		42.878	126.3	42.830	27.022	99.8	1:52.730 (3)	90.12	1.173	14:15:22.757
9 -		43.033	126.6	43.538	27.955	100.0	1:54.526	88.71	2.969	14:17:17.283
10 -		43.409	125.6	43.642	26.347	100.7	1:53.398	89.59	1.841	14:19:10.681
11 -		42.965	126.3	42.327	26.322	100.0	1:51.614 (2)	91.02	0.057	14:21:02.295

P16 25 M3		Mike BROUWERS			Honda - Joma / Brouwers Racing Team					
IDEAL LAP TIME : 1:51.722		BEST LAP TIME : 1:51.904			DIFFERENCE : 0.182					
LAP	SECTOR 1	SECTOR 2	SECTOR 3	LAP TIME	MPH	DIFF	TIME OF DAY			
1 -	OUTLAP	121.5	44.243	27.047	99.6					14:02:02.126
2 -		44.197	122.4	44.680	IN PIT		2:03.885 P	82.01	11.981	14:04:06.011
3 -	OUTLAP	119.8	43.161	26.782	98.1		2:56.793	57.46	1:04.889	14:07:02.804
4 -		44.104	120.4	42.996	26.548	98.9	1:53.648	89.40	1.744	14:08:56.452
5 -		43.661	121.5	43.201	26.619	99.1	1:53.481	89.53	1.577	14:10:49.933
6 -		43.713	120.6	42.996	26.382	99.1	1:53.091	89.84	1.187	14:12:43.024
7 -		43.896	120.4	42.723	26.305	98.9	1:52.924	89.97	1.020	14:14:35.948
8 -		43.590	121.1	42.233	26.081	100.7	1:51.904 (1)	90.79		14:16:27.852
9 -		43.609	122.0	43.352	25.901	100.5	1:52.862 (3)	90.02	0.958	14:18:20.714
10 -		43.588	121.3	42.601	25.960	99.8	1:52.149 (2)	90.59	0.245	14:20:12.863

P17 32		Martin SVENSSON			Honda - Nordgren Racing					
IDEAL LAP TIME : 1:52.012		BEST LAP TIME : 1:52.012			DIFFERENCE : 0.000					
LAP	SECTOR 1	SECTOR 2	SECTOR 3	LAP TIME	MPH	DIFF	TIME OF DAY			
1 -	OUTLAP	117.9	48.611	28.884	100.7					14:02:17.182
2 -		47.492	119.8	44.453	28.377	101.4	2:00.322	84.44	8.310	14:04:17.504
3 -		45.403	119.6	42.878	26.726	101.4	1:55.007	88.34	2.995	14:06:12.511
4 -		44.299	120.6	44.144	27.133	101.9	1:55.576	87.90	3.564	14:08:08.087
5 -		44.154	120.0	43.275	26.808	102.3	1:54.237	88.93	2.225	14:10:02.324
6 -		43.743	121.1	43.544	26.281	101.6	1:55.568	87.91	3.556	14:11:57.892
7 -		44.906	119.8	42.525	26.566	101.2	1:53.997	89.12	1.985	14:13:51.889
8 -		43.736	119.8	42.258	26.704	101.4	1:52.698 (2)	90.15	0.686	14:15:44.587
9 -		43.626	120.9	42.246	27.250	99.8	1:53.122 (3)	89.81	1.110	14:17:37.709
10 -		44.481	121.7	42.512	26.579	101.4	1:53.572	89.46	1.560	14:19:31.281

Weather / Track : Sunny / Dry

Assen

Circuit Length = 2.8222 miles

Start: 14:00 Flag 14:20 End: 14:22

MCRCB BULLETIN TK038

2014 MCE British Superbike Championship - Round 10

2014 Motul British Motostar Championship

FREE PRACTICE 2 - SECTOR ANALYSIS

SECTOR 1 = FL to I1, SECTOR 2 = I1 to I2, SECTOR 3 = I2 to FL, DIFF = Difference To Personal Best Lap

11 - **43.516** 121.1 **42.071** **26.425** 100.9 **1:52.012 (1)** **90.70** **14:21:23.293**

P18 88 Wesley JONKER		Honda -					
IDEAL LAP TIME : 1:51.595		BEST LAP TIME : 1:52.023		DIFFERENCE : 0.428			
LAP	SECTOR 1	SECTOR 2	SECTOR 3	LAP TIME	MPH	DIFF	TIME OF DAY
1 -		122.2	44.399	28.253	97.8		14:02:03.002
2 -	45.523	123.3	43.472	27.028	100.5	1:56.023	87.57 4.000 14:03:59.025
3 -	45.499	122.9	43.187	26.967	100.7	1:55.653	87.85 3.630 14:05:54.678
4 -	45.065	123.1	43.471	27.087	99.6	1:55.623	87.87 3.600 14:07:50.301
5 -	44.267	123.8	43.460	27.174	99.4	1:54.901	88.42 2.878 14:09:45.202
6 -	44.541	123.3	43.008	27.093	98.7	1:54.642	88.62 2.619 14:11:39.844
7 -	44.436	122.6	43.226	26.705	99.4	1:54.367	88.83 2.344 14:13:34.211
8 -	43.893	120.9	42.933	26.682	99.8	1:53.508	89.51 1.485 14:15:27.719
9 -	43.669	124.2	42.970	26.431	100.3	1:53.070 (3)	89.85 1.047 14:17:20.789
10 -	43.077	122.9	42.556	26.526	100.7	1:52.159 (2)	90.58 0.136 14:19:12.948
11 -	43.499	123.3	42.087	26.437	99.8	1:52.023 (1)	90.69 14:21:04.971

P19 70 M3 Felix NASSI		Honda - FX Taki Racing					
IDEAL LAP TIME : 1:51.632		BEST LAP TIME : 1:52.046		DIFFERENCE : 0.414			
LAP	SECTOR 1	SECTOR 2	SECTOR 3	LAP TIME	MPH	DIFF	TIME OF DAY
1 -	OUTLAP	116.7	45.848	27.530	100.9		14:02:17.756
2 -	44.522	119.1	43.246	26.648	100.5	1:54.416	88.80 2.370 14:04:12.172
3 -	43.981	119.8	42.706	26.631	99.4	1:53.318	89.66 1.272 14:06:05.490
4 -	43.787	120.0	42.754	26.683	100.7	1:53.224	89.73 1.178 14:07:58.714
5 -	43.136	120.0	42.646	26.466	100.5	1:52.248 (3)	90.51 0.202 14:09:50.962
6 -	43.235	122.0	42.419	26.392	101.2	1:52.046 (1)	90.67 14:11:43.008
7 -	43.015	123.3	43.013	26.360	100.0	1:52.388	90.40 0.342 14:13:35.396
8 -	43.190	120.2	42.510	26.804	100.9	1:52.504	90.30 0.458 14:15:27.900
9 -	43.430	119.6	42.918	26.198	101.6	1:52.546	90.27 0.500 14:17:20.446
10 -	43.047	120.4	42.830	26.365	100.9	1:52.242 (2)	90.52 0.196 14:19:12.688
11 -	43.326	120.9	42.515	26.730	100.3	1:52.571	90.25 0.525 14:21:05.259

P20 65 Josh OWENS		Honda - RCD Motorsport					
IDEAL LAP TIME : 1:51.559		BEST LAP TIME : 1:52.117		DIFFERENCE : 0.558			
LAP	SECTOR 1	SECTOR 2	SECTOR 3	LAP TIME	MPH	DIFF	TIME OF DAY
1 -	OUTLAP	120.4	44.096	27.231	97.4		14:02:02.625
2 -	44.495	121.5	43.712	IN PIT		2:03.721 P	82.12 11.604 14:04:06.346
3 -	OUTLAP	116.7	43.171	27.047	96.8	3:11.773	52.98 1:19.656 14:07:18.119
4 -	43.880	118.1	42.607	26.991	95.8	1:53.478	89.53 1.361 14:09:11.597
5 -	43.503	119.4	42.607	26.597	95.1	1:52.707 (3)	90.14 0.590 14:11:04.304
6 -	50.986	61.0	1:00.739	29.251	98.5	2:20.976	72.07 28.859 14:13:25.280
7 -	43.670	121.5	42.306	26.405	97.8	1:52.381 (2)	90.40 0.264 14:15:17.661
8 -	43.407	118.9	44.377	30.085	96.8	1:57.869	86.19 5.752 14:17:15.530
9 -	43.789	117.7	42.343	26.802	96.2	1:52.934	89.96 0.817 14:19:08.464
10 -	43.965	118.3	41.887	26.265	96.8	1:52.117 (1)	90.62 14:21:00.581

P21 136 M3 Sander KROEZE		Honda -					
IDEAL LAP TIME : 1:51.655		BEST LAP TIME : 1:52.188		DIFFERENCE : 0.533			
LAP	SECTOR 1	SECTOR 2	SECTOR 3	LAP TIME	MPH	DIFF	TIME OF DAY
1 -	OUTLAP	124.0	45.360	28.005	103.8		14:02:06.626
2 -	44.284	124.2	43.063	26.625	100.7	1:53.972	89.14 1.784 14:04:00.598
3 -	44.072	125.6	44.117	26.446	104.0	1:54.635	88.63 2.447 14:05:55.233
4 -	44.046	127.3	43.322	26.991	100.9	1:54.359	88.84 2.171 14:07:49.592
5 -	43.543	124.0	42.550	26.601	97.4	1:52.694 (3)	90.15 0.506 14:09:42.286
6 -	43.758	124.0	42.186	26.244	102.8	1:52.188 (1)	90.56 14:11:34.474
7 -	43.300	125.2	42.678	26.259	103.3	1:52.237 (2)	90.52 0.049 14:13:26.711
8 -	43.405	125.9	42.111	IN PIT		2:00.775 P	84.12 8.587 14:15:27.486
9 -	OUTLAP	122.6	43.429	26.351	102.1	2:46.025	61.19 53.837 14:18:13.511
10 -	43.457	124.7	42.985	26.350	102.6	1:52.792	90.07 0.604 14:20:06.303

Weather / Track : Sunny / Dry

Assen

Circuit Length = 2.8222 miles

Start: 14:00 Flag 14:20 End: 14:22

MCRCB BULLETIN TK038

2014 MCE British Superbike Championship - Round 10

2014 Motul British Motostar Championship

FREE PRACTICE 2 - SECTOR ANALYSIS

SECTOR 1 = FL to I1, SECTOR 2 = I1 to I2, SECTOR 3 = I2 to FL, DIFF = Difference To Personal Best Lap

P22 29 M3		Sven GREVINK		Honda -				
IDEAL LAP TIME : 1:52.438		BEST LAP TIME : 1:52.639		DIFFERENCE : 0.201				
LAP	SECTOR 1	SECTOR 2	SECTOR 3	LAP TIME	MPH	DIFF	TIME OF DAY	
1 -	OUTLAP	120.6	44.199	27.178	99.4		14:02:02.044	
2 -	45.101	119.8	43.790	27.348	99.8	1:56.239	14:03:58.283	
3 -	44.409	122.4	43.857	26.488	98.7	1:54.754	14:05:53.037	
4 -	44.004	119.1	43.036	26.863	99.8	1:53.903	14:07:46.940	
5 -	43.827	119.8	42.809	26.393	99.4	1:53.029 (3)	14:09:39.969	
6 -	43.551	120.6	42.840	26.521	99.6	1:52.912 (2)	14:11:32.881	
7 -	43.479	122.0	42.566	26.594	100.3	1:52.639 (1)	14:13:25.520	
8 -	43.790	120.9	42.797	IN PIT		1:59.950 P	14:15:25.470	
9 -	OUTLAP	120.4	43.126	26.921	98.5	2:35.608	14:18:01.078	
10 -	43.496	120.4	42.977	26.693	98.3	1:53.166	14:19:54.244	
11 -	43.745	119.4	42.946	26.453	98.7	1:53.144	14:21:47.388	

P23 72		Alex PERSSON		Honda - PWR / Nordgren Racing				
IDEAL LAP TIME : 1:52.490		BEST LAP TIME : 1:52.666		DIFFERENCE : 0.176				
LAP	SECTOR 1	SECTOR 2	SECTOR 3	LAP TIME	MPH	DIFF	TIME OF DAY	
1 -		121.1	44.157	26.703	100.5		14:01:59.298	
2 -	45.105	119.8	43.081	26.492	100.7	1:54.678	14:03:53.976	
3 -	44.214	117.7	42.766	26.705	99.6	1:53.685 (3)	14:05:47.661	
4 -	44.256	117.7	42.791	26.881	99.1	1:53.928	14:07:41.589	
5 -	44.176	117.9	42.761	26.820	99.4	1:53.757	14:09:35.346	
6 -	44.156	118.3	44.420	IN PIT		2:02.773 P	14:11:38.119	
7 -	OUTLAP	117.7	44.048	26.709	100.9	4:47.672	14:16:25.791	
8 -	44.046	120.6	42.214	26.450	100.7	1:52.710 (2)	14:18:18.501	
9 -	43.900	121.5	42.390	26.376	100.3	1:52.666 (1)	14:20:11.167	

P24 43		Arnie SHELTON		Honda - e3 Motorsport with Shelton Racing				
IDEAL LAP TIME : 1:53.804		BEST LAP TIME : 1:53.864		DIFFERENCE : 0.060				
LAP	SECTOR 1	SECTOR 2	SECTOR 3	LAP TIME	MPH	DIFF	TIME OF DAY	
1 -	OUTLAP	103.0	49.955	31.618	83.6		14:02:26.689	
2 -	49.667	100.6	48.188	30.006	83.6	2:07.861	14:04:34.550	
3 -	48.923	100.6	47.149	29.752	84.4	2:05.824	14:06:40.374	
4 -	48.546	103.8	47.458	29.743	84.8	2:05.747 (3)	14:08:46.121	
5 -	47.763	105.1	46.746	IN PIT		2:07.875 P	14:10:53.996	
6 -	OUTLAP	112.5	45.026	27.569	95.3	5:42.835	14:16:36.831	
7 -	44.942	119.4	43.000	26.760	96.6	1:54.702 (2)	14:18:31.533	
8 -	44.079	120.6	43.060	26.725	98.1	1:53.864 (1)	14:20:25.397	

P25 127		Georgina POLDEN		Honda - RS Racing				
IDEAL LAP TIME : 1:53.784		BEST LAP TIME : 1:53.995		DIFFERENCE : 0.211				
LAP	SECTOR 1	SECTOR 2	SECTOR 3	LAP TIME	MPH	DIFF	TIME OF DAY	
1 -		124.2	45.553	27.781	101.2		14:02:01.892	
2 -	45.936	126.1	43.961	27.121	101.9	1:57.018	14:03:58.910	
3 -	45.731	125.2	44.048	27.128	102.1	1:56.907	14:05:55.817	
4 -	44.238	128.0	44.647	27.988	101.2	1:56.873	14:07:52.690	
5 -	44.720	126.6	43.468	26.664	101.2	1:54.852 (2)	14:09:47.542	
6 -	44.371	126.8	42.926	26.698	101.2	1:53.995 (1)	14:11:41.537	
7 -	44.194	126.6	43.404	IN PIT		2:02.297 P	14:13:43.834	
8 -	OUTLAP	126.1	43.864	27.096	101.6	4:18.899	14:18:02.733	
9 -	44.505	125.2	44.150	27.135	101.4	1:55.790	14:19:58.523	
10 -	44.490	125.2	43.933	27.281	97.8	1:55.704 (3)	14:21:54.227	

P26 19		Kai JOHNSON		Aprilia - Kinpac Racing				
IDEAL LAP TIME : 1:53.749		BEST LAP TIME : 1:54.172		DIFFERENCE : 0.423				
LAP	SECTOR 1	SECTOR 2	SECTOR 3	LAP TIME	MPH	DIFF	TIME OF DAY	
1 -	OUTLAP	116.3	45.267	28.104	95.8		14:02:06.631	
2 -	44.926	118.3	43.722	27.439	96.8	1:56.087	14:04:02.718	

Weather / Track : Sunny / Dry

Assen

Circuit Length = 2.8222 miles

Start: 14:00 Flag 14:20 End: 14:22

MCRCB BULLETIN TK038

2014 MCE British Superbike Championship - Round 10

2014 Motul British Motostar Championship

FREE PRACTICE 2 - SECTOR ANALYSIS

SECTOR 1 = FL to I1, SECTOR 2 = I1 to I2, SECTOR 3 = I2 to FL, DIFF = Difference To Personal Best Lap

3 -	44.846	117.3	43.620	27.591	95.3	1:56.057	87.54	1.885	14:05:58.775
4 -	45.143	116.3	43.706	27.658	95.1	1:56.507	87.20	2.335	14:07:55.282
5 -	44.015	119.6	43.022	27.274	96.4	1:54.311 (2)	88.88	0.139	14:09:49.593
6 -	44.156	119.8	43.145	26.871	97.4	1:54.172 (1)	88.98		14:11:43.765
7 -	44.059	119.8	43.281	27.308	96.8	1:54.648	88.62	0.476	14:13:38.413
8 -	44.252	119.8	42.863	28.146	98.1	1:55.261	88.14	1.089	14:15:33.674
9 -	44.280	121.3	42.952	27.386	96.2	1:54.618	88.64	0.446	14:17:28.292
10 -	44.215	117.5	43.104	27.277	95.5	1:54.596 (3)	88.66	0.424	14:19:22.888
11 -	44.962	118.1	43.485	27.723	94.3	1:56.170	87.45	1.998	14:21:19.058

P27	74 M3	Joe THOMPSON			Repli-Cast - Repli-Cast UK				
IDEAL LAP TIME : 1:54.105		BEST LAP TIME : 1:54.573			DIFFERENCE : 0.468				
LAP	SECTOR 1	SECTOR 2	SECTOR 3	LAP TIME	MPH	DIFF	TIME OF DAY		
1 -		120.6	45.199	27.710	98.5		14:02:00.652		
2 -	44.800	122.6	44.398	28.280	97.6	1:57.478	86.48	2.905	14:03:58.130
3 -	44.388	122.4	44.497	27.539	98.9	1:56.424	87.26	1.851	14:05:54.554
4 -	44.534	124.2	43.495	27.049	99.6	1:55.078	88.28	0.505	14:07:49.632
5 -	44.535	124.5	43.282	26.893	97.4	1:54.710 (2)	88.57	0.137	14:09:44.342
6 -	44.106	122.4	43.235	27.537	97.2	1:54.878 (3)	88.44	0.305	14:11:39.220
7 -	49.427	92.4	47.781	IN PIT		2:11.313 P	77.37	16.740	14:13:50.533
8 -	OUTLAP	119.8	43.823	27.333	98.5	2:36.669	64.85	42.096	14:16:27.202
9 -	43.977	122.2	43.491	27.105	98.5	1:54.573 (1)	88.67		14:18:21.775

P28	84	Daniel HERMANSSON			TSR Luyten - FPW Racing				
IDEAL LAP TIME : 1:54.189		BEST LAP TIME : 1:54.642			DIFFERENCE : 0.453				
LAP	SECTOR 1	SECTOR 2	SECTOR 3	LAP TIME	MPH	DIFF	TIME OF DAY		
1 -	OUTLAP	120.6	45.544	27.496	100.5		14:01:59.998		
2 -	45.504	120.2	45.091	27.693	99.1	1:58.288	85.89	3.646	14:03:58.286
3 -	45.940	119.8	43.828	27.046	100.5	1:56.814	86.97	2.172	14:05:55.100
4 -	44.896	120.6	44.586	27.754	100.7	1:57.236	86.66	2.594	14:07:52.336
5 -	44.543	119.8	43.727	27.613	100.3	1:55.883	87.67	1.241	14:09:48.219
6 -	44.539	120.6	43.185	27.077	99.4	1:54.801 (2)	88.50	0.159	14:11:43.020
7 -	43.969	120.4	43.541	27.132	100.0	1:54.642 (1)	88.62		14:13:37.662
8 -	44.590	120.0	43.174	28.023	99.6	1:55.787 (3)	87.74	1.145	14:15:33.449
9 -	44.495	119.1	44.205	27.170	99.1	1:55.870	87.68	1.228	14:17:29.319

P29	13 M3	Sam BURMAN			Honda - WNT / Burman Racing				
IDEAL LAP TIME : 1:54.329		BEST LAP TIME : 1:54.823			DIFFERENCE : 0.494				
LAP	SECTOR 1	SECTOR 2	SECTOR 3	LAP TIME	MPH	DIFF	TIME OF DAY		
1 -		120.4	45.142	27.341	98.3		14:01:58.986		
2 -	46.167	120.6	44.562	27.216	99.8	1:57.945	86.14	3.122	14:03:56.931
3 -	45.513	120.4	44.453	27.019	99.4	1:56.985	86.85	2.162	14:05:53.916
4 -	44.613	121.7	43.771	28.365	99.4	1:56.749	87.02	1.926	14:07:50.665
5 -	44.574	123.3	43.739	26.717	100.9	1:55.030 (2)	88.32	0.207	14:09:45.695
6 -	44.119	124.0	43.745	26.959	99.8	1:54.823 (1)	88.48		14:11:40.518
7 -	44.791	123.3	43.517	26.908	100.5	1:55.216	88.18	0.393	14:13:35.734
8 -	44.545	121.7	43.821	26.693	100.5	1:55.059 (3)	88.30	0.236	14:15:30.793
9 -	44.366	122.2	44.136	27.032	100.3	1:55.534	87.94	0.711	14:17:26.327
10 -	44.801	120.4	44.140	27.173	98.3	1:56.114	87.50	1.291	14:19:22.441
11 -	44.893	121.5	44.087	28.038	97.4	1:57.018	86.82	2.195	14:21:19.459

P30	35	Elliot LODGE			Honda - SP125 / Spike Racing				
IDEAL LAP TIME : 1:54.561		BEST LAP TIME : 1:55.058			DIFFERENCE : 0.497				
LAP	SECTOR 1	SECTOR 2	SECTOR 3	LAP TIME	MPH	DIFF	TIME OF DAY		
1 -	OUTLAP	118.3	44.753	27.067	97.2		14:02:01.468		
2 -	44.956	123.1	43.960	27.786	93.5	1:56.702	87.06	1.644	14:03:58.170
3 -	45.275	119.1	43.613	27.180	97.6	1:56.068	87.53	1.010	14:05:54.238
4 -	44.842	120.0	43.258	27.036	96.4	1:55.136 (2)	88.24	0.078	14:07:49.374
5 -	44.494	120.4	43.678	26.886	98.3	1:55.058 (1)	88.30		14:09:44.432
6 -	44.853	120.9	43.633	26.809	96.0	1:55.295 (3)	88.12	0.237	14:11:39.727

Weather / Track : Sunny / Dry

Assen

Circuit Length = 2.8222 miles

Start: 14:00 Flag 14:20 End: 14:22

MCRCB BULLETIN TK038

2014 MCE British Superbike Championship - Round 10

2014 Motul British Motostar Championship

FREE PRACTICE 2 - SECTOR ANALYSIS

SECTOR 1 = FL to I1, SECTOR 2 = I1 to I2, SECTOR 3 = I2 to FL, DIFF = Difference To Personal Best Lap

7 -	44.975	119.4	43.311	27.212	95.3	1:55.498	87.96	0.440	14:13:35.225
8 -	45.186	118.1	44.349	IN PIT		2:02.890	P 82.67	7.832	14:15:38.115
9 -	OUTLAP	108.5	44.284	27.180	95.5	5:29.846	30.80	3:34.788	14:21:07.961

P31 46 M3 Jonathan HANSEN			Honda - Jonathan Racing						
IDEAL LAP TIME :		BEST LAP TIME : 1:55.234			DIFFERENCE :				
LAP	SECTOR 1	SECTOR 2	SECTOR 3	LAP TIME	MPH	DIFF	TIME OF DAY		
1 -							14:02:16.015		
2 -				1:58.683	85.60	3.449	14:04:14.698		
3 -				2:00.298	84.45	5.064	14:06:14.996		
4 -				1:56.713	87.05	1.479	14:08:11.709		
5 -			<i>IN PIT</i>	2:10.401	P 77.91	15.167	14:10:22.110		
6 -				2:46.594	60.98	51.360	14:13:08.705		
7 -				1:56.697	(3) 87.06	1.463	14:15:05.402		
8 -				1:58.295	85.88	3.061	14:17:03.697		
9 -				1:55.381	(2) 88.05	0.147	14:18:59.078		
10 -				1:55.234	(1) 88.16		14:20:54.312		

P32 54 Walid SOPPE			Honda -						
IDEAL LAP TIME : 1:55.274		BEST LAP TIME : 1:55.571			DIFFERENCE : 0.297				
LAP	SECTOR 1	SECTOR 2	SECTOR 3	LAP TIME	MPH	DIFF	TIME OF DAY		
1 -	OUTLAP	113.3	45.824	27.850	96.8		14:14:24.154		
2 -	44.907	116.3	44.186	27.527	96.2	1:56.620	(3) 87.12	1.049	14:16:20.774
3 -	44.410	117.3	43.808	27.460	96.8	1:55.678	(2) 87.83	0.107	14:18:16.452
4 -	44.707	115.9	43.711	27.153	97.4	1:55.571	(1) 87.91		14:20:12.023

P33 79 M3 Chris TAYLOR			Honda - Elevator Saddles & Bridles						
IDEAL LAP TIME : 1:55.752		BEST LAP TIME : 1:55.778			DIFFERENCE : 0.026				
LAP	SECTOR 1	SECTOR 2	SECTOR 3	LAP TIME	MPH	DIFF	TIME OF DAY		
1 -	OUTLAP	120.9	47.407	28.521	97.8		14:02:08.448		
2 -	45.927	122.0	45.434	27.854	98.7	1:59.215	85.22	3.437	14:04:07.663
3 -	45.168	120.6	44.600	27.805	97.8	1:57.573	86.41	1.795	14:06:05.236
4 -	44.938	122.0	44.544	27.696	98.1	1:57.178	86.70	1.400	14:08:02.414
5 -	44.793	122.2	44.821	27.563	97.0	1:57.177	(3) 86.70	1.399	14:09:59.591
6 -	44.802	123.3	44.932	IN PIT		2:06.816	P 80.11	11.038	14:12:06.407
7 -	OUTLAP	120.6	46.539	27.828	98.1	3:33.199	47.65	1:37.421	14:15:39.606
8 -	45.527	121.1	44.740	27.446	98.3	1:57.713	86.31	1.935	14:17:37.319
9 -	44.574	121.3	44.567	27.264	97.2	1:56.405	(2) 87.28	0.627	14:19:33.724
10 -	44.221	121.5	44.267	27.290	96.2	1:55.778	(1) 87.75		14:21:29.502

P34 99 Miguel CORREIA-LOURENCO			Honda - Racing Team Noord Nederland						
IDEAL LAP TIME : 1:55.469		BEST LAP TIME : 1:55.808			DIFFERENCE : 0.339				
LAP	SECTOR 1	SECTOR 2	SECTOR 3	LAP TIME	MPH	DIFF	TIME OF DAY		
1 -	OUTLAP	116.5	47.142	28.027	94.5		14:02:10.859		
2 -	46.875	116.9	45.515	27.597	94.9	1:59.987	84.67	4.179	14:04:10.846
3 -	46.175	117.7	44.849	27.519	95.3	1:58.543	85.70	2.735	14:06:09.389
4 -	46.045	118.9	45.383	27.772	93.7	1:59.200	85.23	3.392	14:08:08.589
5 -	45.677	118.1	44.563	28.316	93.9	1:58.556	85.69	2.748	14:10:07.145
6 -	46.121	115.7	44.691	27.975	93.5	1:58.787	85.53	2.979	14:12:05.932
7 -	45.649	115.9	44.417	27.935	93.9	1:58.001	86.10	2.193	14:14:03.933
8 -	45.171	115.3	44.663	27.935	93.7	1:57.769	86.27	1.961	14:16:01.702
9 -	45.192	115.7	44.296	27.632	94.3	1:57.120	(3) 86.75	1.312	14:17:58.822
10 -	44.862	116.9	43.971	27.280	93.7	1:56.113	(2) 87.50	0.305	14:19:54.935
11 -	44.681	116.5	43.508	27.619	176.1	1:55.808	(1) 87.73		14:21:50.743

P35 27 M3 Cat GREEN			Honda - Redline Racing						
IDEAL LAP TIME : 1:55.399		BEST LAP TIME : 1:55.972			DIFFERENCE : 0.573				
LAP	SECTOR 1	SECTOR 2	SECTOR 3	LAP TIME	MPH	DIFF	TIME OF DAY		
1 -	OUTLAP	114.3	49.032	28.759	100.7		14:02:14.630		

Weather / Track : Sunny / Dry

Assen

Circuit Length = 2.8222 miles

Start: 14:00 Flag 14:20 End: 14:22

MCRCB BULLETIN TK038

2014 MCE British Superbike Championship - Round 10

2014 Motul British Motostar Championship

FREE PRACTICE 2 - SECTOR ANALYSIS

SECTOR 1 = FL to I1, SECTOR 2 = I1 to I2, SECTOR 3 = I2 to FL, DIFF = Difference To Personal Best Lap

2 -	47.433	115.7	46.884	28.261	103.3	2:02.578	82.88	6.606	14:04:17.208
3 -	47.465	119.1	45.554	27.940	101.9	2:00.959	83.99	4.987	14:06:18.167
4 -	46.191	123.1	45.558	27.872	102.6	1:59.621	84.93	3.649	14:08:17.788
5 -	45.593	123.3	45.033	27.769	101.6	1:58.395	85.81	2.423	14:10:16.183
6 -	45.152	123.3	44.800	27.729	100.7	1:57.681	86.33	1.709	14:12:13.864
7 -	45.347	123.3	44.707	27.723	103.5	1:57.777	86.26	1.805	14:14:11.641
8 -	44.701	123.5	44.151	27.864	104.0	1:56.716	87.05	0.744	14:16:08.357
9 -	44.806	124.5	44.062	27.104	104.7	1:55.972 (1)	87.60		14:18:04.329
10 -	44.913	124.5	44.046	27.226	102.8	1:56.185 (2)	87.44	0.213	14:20:00.514
11 -	44.747	125.6	43.594	27.992	102.6	1:56.333 (3)	87.33	0.361	14:21:56.847

P36	47	Jake ARCHER			Honda - Jake Archer Racing				
IDEAL LAP TIME : 1:55.959		BEST LAP TIME : 1:56.291		DIFFERENCE : 0.332					

LAP	SECTOR 1	SECTOR 2	SECTOR 3	LAP TIME	MPH	DIFF	TIME OF DAY		
1 -	OUTLAP	116.9	46.273	27.900	97.0		14:02:08.998		
2 -	46.117	116.7	45.235	27.124	95.5	1:58.476	85.75	2.185	14:04:07.474
3 -	45.967	116.7	44.410	27.635	96.8	1:58.012	86.09	1.721	14:06:05.486
4 -	45.480	117.1	43.913	27.750	96.8	1:57.143	86.73	0.852	14:08:02.629
5 -	45.513	115.7	44.291	27.476	96.4	1:57.280	86.63	0.989	14:09:59.909
6 -	45.154	117.9	44.425	28.019	96.0	1:57.598	86.39	1.307	14:11:57.507
7 -	45.335	115.9	43.917	27.509	96.2	1:56.761 (3)	87.01	0.470	14:13:54.268
8 -	45.014	115.5	44.043	27.381	96.2	1:56.438 (2)	87.25	0.147	14:15:50.706
9 -	44.922	115.3	43.980	27.389	94.7	1:56.291 (1)	87.36		14:17:46.997
10 -	45.250	114.9	45.725	32.862	24.7	2:03.837	82.04	7.546	14:19:50.834

P37	114	Dennis WILJE			Aprilia -				
IDEAL LAP TIME : 1:56.871		BEST LAP TIME : 1:56.871		DIFFERENCE : 0.000					

LAP	SECTOR 1	SECTOR 2	SECTOR 3	LAP TIME	MPH	DIFF	TIME OF DAY		
1 -	OUTLAP	98.8	53.231	31.515	93.2		14:08:50.738		
2 -	47.823	118.7	45.659	27.773	97.0	2:01.255 (3)	83.79	4.384	14:10:51.993
3 -	46.559	116.1	44.615	27.368	99.4	1:58.542 (2)	85.70	1.671	14:12:50.535
4 -	45.864	116.5	44.162	26.845	98.9	1:56.871 (1)	86.93		14:14:47.406
5 -	46.233	114.5	44.986	IN PIT		2:06.994 P	80.00	10.123	14:16:54.400

P38	90	Greg GREENWOOD			Luyten Honda - FPW Racing				
IDEAL LAP TIME : 1:56.609		BEST LAP TIME : 1:56.921		DIFFERENCE : 0.312					

LAP	SECTOR 1	SECTOR 2	SECTOR 3	LAP TIME	MPH	DIFF	TIME OF DAY		
1 -	OUTLAP	113.3	47.183	28.855	95.1		14:02:09.810		
2 -	47.534	117.1	45.064	27.949	95.8	2:00.547	84.28	3.626	14:04:10.357
3 -	46.429	118.1	44.306	27.849	96.6	1:58.584	85.67	1.663	14:06:08.941
4 -	46.303	117.5	44.530	28.229	96.0	1:59.062	85.33	2.141	14:08:08.003
5 -	45.882	119.6	44.806	28.231	96.2	1:58.919	85.43	1.998	14:10:06.922
6 -	46.456	116.3	45.359	28.196	96.0	2:00.011	84.66	3.090	14:12:06.933
7 -	45.747	118.3	44.246	27.535	97.6	1:57.528 (3)	86.44	0.607	14:14:04.461
8 -	45.256	118.9	44.332	29.767	92.6	1:59.355	85.12	2.434	14:16:03.816
9 -	47.181	116.7	44.291	27.945	97.4	1:59.417	85.08	2.496	14:18:03.233
10 -	45.205	118.9	43.956	27.760	95.1	1:56.921 (1)	86.89		14:20:00.154
11 -	45.125	118.9	43.949	28.122	96.2	1:57.196 (2)	86.69	0.275	14:21:57.350

P39	93 M3	William SVARD			Honda - Nordgren Racing				
IDEAL LAP TIME : 1:57.990		BEST LAP TIME : 1:57.990		DIFFERENCE : 0.000					

LAP	SECTOR 1	SECTOR 2	SECTOR 3	LAP TIME	MPH	DIFF	TIME OF DAY		
1 -	OUTLAP	116.3	50.194	29.224	99.1		14:02:19.349		
2 -	46.699	116.1	46.062	28.683	99.8	2:01.444 (3)	83.66	3.454	14:04:20.793
3 -	46.401	111.1	46.842	28.554	100.5	2:01.797	83.41	3.807	14:06:22.590
4 -	46.578	115.1	46.357	28.586	101.2	2:01.521	83.60	3.531	14:08:24.111
5 -	46.055	116.7	45.281	28.574	99.6	1:59.910 (2)	84.73	1.920	14:10:24.021
6 -	46.122	116.7	45.083	IN PIT		2:14.943 P	75.29	16.953	14:12:38.964
7 -	OUTLAP	116.9	44.751	28.515	97.4	3:24.827	49.60	1:26.837	14:16:03.791
8 -	45.627	116.7	44.145	28.218	99.1	1:57.990 (1)	86.11		14:18:01.781

Weather / Track : Sunny / Dry

Assen

Circuit Length = 2.8222 miles

Start: 14:00 Flag 14:20 End: 14:22

MCRCB BULLETIN TK038

2014 MCE British Superbike Championship - Round 10

2014 Motul British Motostar Championship

FREE PRACTICE 2 - SECTOR ANALYSIS

SECTOR 1 = FL to I1, SECTOR 2 = I1 to I2, SECTOR 3 = I2 to FL, DIFF = Difference To Personal Best Lap

P40		4		Louis VALLELEY		KTM - Century 21 / Cresswell Racing			
IDEAL LAP TIME : 1:58.023		BEST LAP TIME : 1:58.107		DIFFERENCE : 0.084					
LAP	SECTOR 1	SECTOR 2	SECTOR 3	LAP TIME	MPH	DIFF	TIME OF DAY		
1 -		118.1	46.471	29.439	94.9		14:02:07.366		
2 -	47.221	114.7	45.613	28.343	93.5	2:01.177	83.84	3.070	14:04:08.543
3 -	45.957	115.1	45.666	28.445	93.2	2:00.068	84.62	1.961	14:06:08.611
4 -	46.652	114.1	45.452	28.453	94.7	2:00.557	84.27	2.450	14:08:09.168
5 -	46.234	117.5	45.319	28.533	93.4	2:00.086	84.60	1.979	14:10:09.254
6 -	46.153	116.3	45.434	28.366	92.0	1:59.953	84.70	1.846	14:12:09.207
7 -	46.360	115.3	45.197	28.328	93.5	1:59.885	84.74	1.778	14:14:09.092
8 -	45.700	116.7	45.050	28.513	93.0	1:59.263 (3)	85.19	1.156	14:16:08.355
9 -	45.784	118.1	44.558	27.765	94.7	1:58.107 (1)	86.02		14:18:06.462
10 -	46.384	115.9	45.075	27.776	94.1	1:59.235 (2)	85.21	1.128	14:20:05.697

P41		7		Jamie ASHBY		Honda - JPA Racing / SP125			
IDEAL LAP TIME : 1:59.007		BEST LAP TIME : 1:59.091		DIFFERENCE : 0.084					
LAP	SECTOR 1	SECTOR 2	SECTOR 3	LAP TIME	MPH	DIFF	TIME OF DAY		
1 -	OUTLAP	112.7	49.848	29.354	97.4		14:02:16.815		
2 -	47.979	117.7	46.949	28.692	97.2	2:03.620	82.18	4.529	14:04:20.435
3 -	46.714	117.1	46.619	28.560	97.6	2:01.893	83.35	2.802	14:06:22.328
4 -	46.759	118.1	46.326	28.593	97.0	2:01.678	83.50	2.587	14:08:24.006
5 -	46.516	120.0	46.559	28.560	96.6	2:01.635	83.52	2.544	14:10:25.641
6 -	46.776	117.5	46.198	28.581	96.4	2:01.555	83.58	2.464	14:12:27.196
7 -	46.357	117.9	45.623	28.425	97.6	2:00.405	84.38	1.314	14:14:27.601
8 -	46.083	116.9	45.170	28.059	97.6	1:59.312 (3)	85.15	0.221	14:16:26.913
9 -	45.877	119.6	45.108	28.199	97.2	1:59.184 (2)	85.24	0.093	14:18:26.097
10 -	45.935	118.1	45.134	28.022	97.4	1:59.091 (1)	85.31		14:20:25.188

P42		226 M3		Johanna INNERFORS		Honda -			
IDEAL LAP TIME : 1:59.883		BEST LAP TIME : 2:00.266		DIFFERENCE : 0.383					
LAP	SECTOR 1	SECTOR 2	SECTOR 3	LAP TIME	MPH	DIFF	TIME OF DAY		
1 -	OUTLAP	105.6	50.288	32.323	96.6		14:02:23.218		
2 -	48.599	114.3	47.908	29.227	97.2	2:05.734	80.80	5.468	14:04:28.952
3 -	47.856	114.5	47.143	29.457	97.4	2:04.456	81.63	4.190	14:06:33.408
4 -	48.190	115.7	46.496	29.357	97.6	2:04.043	81.90	3.777	14:08:37.451
5 -	47.204	115.7	46.988	29.141	96.6	2:03.333	82.37	3.067	14:10:40.784
6 -	46.767	115.5	46.320	29.291	97.2	2:02.378	83.02	2.112	14:12:43.162
7 -	46.080	116.5	45.815	28.616	98.1	2:00.511 (2)	84.30	0.245	14:14:43.673
8 -	45.587	117.3	45.680	28.999	98.1	2:00.266 (1)	84.48		14:16:43.939
9 -	45.822	116.1	45.783	29.258	96.4	2:00.863 (3)	84.06	0.597	14:18:44.802

P43		3		Steve LAWTON		KTM - Century 21 / Cresswell Racing			
IDEAL LAP TIME : 2:01.890		BEST LAP TIME : 2:02.188		DIFFERENCE : 0.298					
LAP	SECTOR 1	SECTOR 2	SECTOR 3	LAP TIME	MPH	DIFF	TIME OF DAY		
1 -	OUTLAP	98.9	52.174	32.534	89.8		14:02:22.982		
2 -	49.998	109.6	47.306	30.080	90.3	2:07.384	79.76	5.196	14:04:30.366
3 -	50.753	107.8	48.071	30.527	91.8	2:09.351	78.54	7.163	14:06:39.717
4 -	49.516	112.0	47.230	30.807	91.8	2:07.553	79.65	5.365	14:08:47.270
5 -	47.844	112.4	46.500	29.857	92.2	2:04.201 (3)	81.80	2.013	14:10:51.471
6 -	47.781	113.5	45.938	29.034	92.8	2:02.753 (2)	82.76	0.565	14:12:54.224
7 -	47.147	112.4	45.980	29.061	93.4	2:02.188 (1)	83.15		14:14:56.412
8 -	46.918	112.0	47.756	IN PIT		2:17.011 P	74.15	14.823	14:17:13.423

P44		100		Stephen CAMPBELL		Honda - Campbell Racing			
IDEAL LAP TIME : 2:03.178		BEST LAP TIME : 2:03.670		DIFFERENCE : 0.492					
LAP	SECTOR 1	SECTOR 2	SECTOR 3	LAP TIME	MPH	DIFF	TIME OF DAY		
1 -	OUTLAP	111.6	53.960	31.910	91.6		14:02:25.604		
2 -	50.127	114.1	50.716	30.143	91.6	2:10.986	77.56	7.316	14:04:36.590
3 -	49.488	114.1	48.656	29.381	92.4	2:07.525	79.67	3.855	14:06:44.115

Weather / Track : Sunny / Dry

Assen

Circuit Length = 2.8222 miles

Start: 14:00 Flag 14:20 End: 14:22

MCRCB BULLETIN TK038

2014 MCE British Superbike Championship - Round 10

2014 Motul British Motostar Championship

FREE PRACTICE 2 - SECTOR ANALYSIS

SECTOR 1 = FL to I1, SECTOR 2 = I1 to I2, SECTOR 3 = I2 to FL, DIFF = Difference To Personal Best Lap

4 -	48.043	115.1	47.978	29.420	91.3	2:05.441 (3)	80.99	1.771	14:08:49.556
5 -	48.233	116.3	47.287	28.850	92.4	2:04.370 (2)	81.69	0.700	14:10:53.926
6 -	47.041	115.9	47.341	29.288	92.8	2:03.670 (1)	82.15		14:12:57.596
7 -	47.478	114.5	48.312	IN PIT		2:14.220 P	75.69	10.550	14:15:11.816

P45 39		Scout FLETCHER			Honda - Team BSP Honda				
IDEAL LAP TIME : 2:12.442		BEST LAP TIME :			DIFFERENCE :				
LAP	SECTOR 1	SECTOR 2	SECTOR 3	LAP TIME	MPH	DIFF	TIME OF DAY		
1 -	OUTLAP	84.7	59.543	IN PIT		P		14:02:52.926	
2 -	OUTLAP	88.1	50.962	IN PIT	6:28.015	P	26.18	14:09:20.941	
3 -	OUTLAP	105.1	51.921	IN PIT	3:27.501	P	48.96	14:12:48.442	
4 -	OUTLAP	105.6	47.195	30.225	86.2	4:15.859	39.71	14:17:04.301	
5 -	55.022	88.5	49.745	IN PIT	2:23.090	P	71.00	14:19:27.391	

P46 124		Tasia RODINK			Honda - Promemo Racing				
IDEAL LAP TIME : 1:58.403		BEST LAP TIME :			DIFFERENCE :				
LAP	SECTOR 1	SECTOR 2	SECTOR 3	LAP TIME	MPH	DIFF	TIME OF DAY		
1 -	OUTLAP	118.1	44.993	27.796	99.4			14:02:23.972	
2 -	46.302	121.1	44.945	IN PIT	2:06.481	P	80.32	14:04:30.453	
3 -	OUTLAP	122.6	44.519	27.769	99.4	3:47.538	44.65	14:08:17.991	
4 -	46.115	123.8	45.378	IN PIT	2:05.924	P	80.68	14:10:23.915	

MCRCB BULLETIN TK039**2014 MCE British Superbike Championship - Round 10****2014 Motul British Motostar Championship****FREE PRACTICE 2 - BEST SPEEDS**

SECTOR 1				SECTOR 2			FINISH LINE		
POS	NO	NAME	MPH	NO	NAME	MPH	NO	NAME	MPH
1	45	Olly SIMPSON	131.0				28	Bradley RAY	106.7
2	66	Joe IRVING	130.5				27	Cat GREEN	104.7
3	80	Bo BENDSNEYDER	128.3				26	Jorel BOERBOOM	104.7
4	42	James HOBSON	128.0				61	Ernst DUBBINK	104.7
5	127	Georgina POLDEN	128.0				66	Joe IRVING	104.2
6	1	Thomas VAN LEEUWEN	127.8				1	Thomas VAN LEEUWEN	104.2
7	36	Jayson URIBE	127.5				136	Sander KROEZE	104.0
8	136	Sander KROEZE	127.3				80	Bo BENDSNEYDER	104.0
9	28	Bradley RAY	126.8				45	Olly SIMPSON	103.5
10	61	Ernst DUBBINK	126.8				42	James HOBSON	102.6
11	27	Cat GREEN	125.6				32	Martin SVENSSON	102.3
12	64	Asher DURHAM	125.6				34	Jordan WEAVING	102.3
13	26	Jorel BOERBOOM	125.6				36	Jayson URIBE	102.1
14	34	Jordan WEAVING	125.2				127	Georgina POLDEN	102.1
15	86	Charlie NESBITT	125.2				70	Felix NASSI	101.6
16	74	Joe THOMPSON	124.5				93	William SVARD	101.2
17	142	Brian SLOOTEN	124.5				6	Taz TAYLOR	100.9
18	88	Wesley JONKER	124.2				13	Sam BURMAN	100.9
19	13	Sam BURMAN	124.0				72	Alex PERSSON	100.9
20	124	Tasia RODINK	123.8				84	Daniel HERMANSSON	100.7
21	70	Felix NASSI	123.3				86	Charlie NESBITT	100.7
22	79	Chris TAYLOR	123.3				25	Mike BROUWERS	100.7
23	35	Elliot LODGE	123.1				88	Wesley JONKER	100.7
24	6	Taz TAYLOR	122.4				29	Sven GREVINK	100.3
25	29	Sven GREVINK	122.4				64	Asher DURHAM	100.3
26	25	Mike BROUWERS	122.4				142	Brian SLOOTEN	100.3
27	32	Martin SVENSSON	121.7				74	Joe THOMPSON	99.6
28	65	Josh OWENS	121.5				124	Tasia RODINK	99.4
29	72	Alex PERSSON	121.5				114	Dennis WILJE	99.4
30	19	Kai JOHNSON	121.3				12	Edward RENDELL	98.7
31	43	Arnie SHELTON	120.6				79	Chris TAYLOR	98.7
32	84	Daniel HERMANSSON	120.6				65	Josh OWENS	98.5
33	7	Jamie ASHBY	120.0				35	Elliot LODGE	98.3
34	12	Edward RENDELL	120.0				19	Kai JOHNSON	98.1
35	90	Greg GREENWOOD	119.6				43	Arnie SHELTON	98.1
36	99	Miguel CORREIA-LOURENCO	118.9				226	Johanna INNERFORS	98.1
37	114	Dennis WILJE	118.7				7	Jamie ASHBY	97.6
38	4	Louis VALLELEY	118.1				90	Greg GREENWOOD	97.6
39	47	Jake ARCHER	117.9				54	Walid SOPPE	97.4
40	54	Walid SOPPE	117.3				47	Jake ARCHER	97.0
41	226	Johanna INNERFORS	117.3				99	Miguel CORREIA-LOURENCO	95.3
42	93	William SVARD	116.9				4	Louis VALLELEY	94.9
43	100	Stephen CAMPBELL	116.3				3	Steve LAWTON	93.4
44	3	Steve LAWTON	113.5				100	Stephen CAMPBELL	92.8
45	39	Scout FLETCHER	105.6				39	Scout FLETCHER	86.2
46									

Weather / Track : Sunny / Dry

Assen

Circuit Length = 2.8222 miles

Start: 14:00 Flag 14:20 End: 14:22

Results can be found at www.tsl-timing.com

Printed - 14:26 Friday, 19 September 2014

MCRCB BULLETIN TK040

2014 MCE British Superbike Championship - Round 10

2014 Motul British Motostar Championship

FREE PRACTICE 2 - BEST SECTORS

SECTOR 1			SECTOR 2			SECTOR 3			IDEAL / BEST COMPARISON						
POS	NO	NAME	TIME	NO	NAME	TIME	NO	NAME	TIME	POS	NO	NAME	IDEAL	BEST	DIFF
1	80	BENDSNEYDER	41.174	28	RAY	40.269	1	VAN LEEUWEN	24.839	PERFECT LAP 1:46.282					
2	28	RAY	41.275	1	VAN LEEUWEN	40.550	80	BENDSNEYDER	24.872	1	28	RAY	1:46.543	1:47.073	0.530
3	66	IRVING	41.547	45	SIMPSON	40.589	66	IRVING	24.971	2	80	BENDSNEYDER	1:46.667	1:46.813	0.146
4	1	VAN LEEUWEN	41.638	80	BENDSNEYDER	40.621	28	RAY	24.999	3	1	VAN LEEUWEN	1:47.027	1:47.088	0.061
5	45	SIMPSON	41.816	66	IRVING	40.631	45	SIMPSON	25.055	4	66	IRVING	1:47.149	1:47.380	0.231
6	61	DUBBINK	42.000	34	WEAVING	41.022	26	BOERBOOM	25.395	5	45	SIMPSON	1:47.460	1:47.524	0.064
7	26	BOERBOOM	42.269	61	DUBBINK	41.063	61	DUBBINK	25.501	6	61	DUBBINK	1:48.564	1:48.844	0.280
8	34	WEAVING	42.286	12	RENDELL	41.157	34	WEAVING	25.514	7	34	WEAVING	1:48.822	1:49.418	0.596
9	36	URIBE	42.292	26	BOERBOOM	41.297	6	TAYLOR	25.602	8	26	BOERBOOM	1:48.961	1:49.227	0.266
10	86	NESBITT	42.522	142	SLOOTEN	41.425	142	SLOOTEN	25.653	9	12	RENDELL	1:49.513	1:49.820	0.307
11	42	HOBSON	42.536	36	URIBE	41.497	12	RENDELL	25.802	10	36	URIBE	1:49.591	1:49.648	0.057
12	12	RENDELL	42.554	64	DURHAM	41.808	36	URIBE	25.802	11	142	SLOOTEN	1:50.029	1:50.367	0.338
13	64	DURHAM	42.927	86	NESBITT	41.882	86	NESBITT	25.870	12	86	NESBITT	1:50.274	1:50.330	0.056
14	142	SLOOTEN	42.951	65	OWENS	41.887	25	BROUWERS	25.901	13	64	DURHAM	1:50.656	1:51.157	0.501
15	70	NASSI	43.015	6	TAYLOR	41.967	64	DURHAM	25.921	14	6	TAYLOR	1:50.812	1:51.313	0.501
16	88	JONKER	43.077	32	SVENSSON	42.071	70	NASSI	26.198	15	42	HOBSON	1:51.185	1:51.557	0.372
17	6	TAYLOR	43.243	88	JONKER	42.087	136	KROEZE	26.244	16	65	OWENS	1:51.559	1:52.117	0.558
18	136	KROEZE	43.300	136	KROEZE	42.111	65	OWENS	26.265	17	88	JONKER	1:51.595	1:52.023	0.428
19	65	OWENS	43.407	72	PERSSON	42.214	42	HOBSON	26.322	18	70	NASSI	1:51.632	1:52.046	0.414
20	29	GREVINK	43.479	25	BROUWERS	42.233	72	PERSSON	26.376	19	136	KROEZE	1:51.655	1:52.188	0.533
21	32	SVENSSON	43.516	42	HOBSON	42.327	29	GREVINK	26.393	20	25	BROUWERS	1:51.722	1:51.904	0.182
22	25	BROUWERS	43.588	70	NASSI	42.419	32	SVENSSON	26.425	21	32	SVENSSON	1:52.012	1:52.012	0.000
23	72	PERSSON	43.900	29	GREVINK	42.566	88	JONKER	26.431	22	29	GREVINK	1:52.438	1:52.639	0.201
24	84	HERMANSSON	43.969	19	JOHNSON	42.863	127	POLDEN	26.664	23	72	PERSSON	1:52.490	1:52.666	0.176
25	74	THOMPSON	43.977	127	POLDEN	42.926	13	BURMAN	26.693	24	19	JOHNSON	1:53.749	1:54.172	0.423
26	19	JOHNSON	44.015	43	SHELTON	43.000	43	SHELTON	26.725	25	127	POLDEN	1:53.784	1:53.995	0.211
27	43	SHELTON	44.079	84	HERMANSSON	43.174	35	LODGE	26.809	26	43	SHELTON	1:53.804	1:53.864	0.060
28	13	BURMAN	44.119	74	THOMPSON	43.235	114	WILJE	26.845	27	74	THOMPSON	1:54.105	1:54.573	0.468
29	127	POLDEN	44.194	35	LODGE	43.258	19	JOHNSON	26.871	28	84	HERMANSSON	1:54.189	1:54.642	0.453
30	79	TAYLOR	44.221	99	CORREIA-LOUREN	43.508	74	THOMPSON	26.893	29	13	BURMAN	1:54.329	1:54.823	0.494
31	54	SOPPE	44.410	13	BURMAN	43.517	84	HERMANSSON	27.046	30	35	LODGE	1:54.561	1:55.058	0.497
32	35	LODGE	44.494	27	GREEN	43.594	27	GREEN	27.104	31	54	SOPPE	1:55.274	1:55.571	0.297
33	99	CORREIA-LOUREN	44.681	54	SOPPE	43.711	47	ARCHER	27.124	32	27	GREEN	1:55.399	1:55.972	0.573
34	27	GREEN	44.701	47	ARCHER	43.913	54	SOPPE	27.153	33	99	CORREIA-LOUREN	1:55.469	1:55.808	0.339
35	47	ARCHER	44.922	90	GREENWOOD	43.949	79	TAYLOR	27.264	34	79	TAYLOR	1:55.752	1:55.778	0.026
36	90	GREENWOOD	45.125	93	SVARD	44.145	99	CORREIA-LOUREN	27.280	35	47	ARCHER	1:55.959	1:56.291	0.332
37	226	INNERFORS	45.587	114	WILJE	44.162	90	GREENWOOD	27.535	36	90	GREENWOOD	1:56.609	1:56.921	0.312
38	93	SVARD	45.627	79	TAYLOR	44.267	4	VALLELEY	27.765	37	114	WILJE	1:56.871	1:56.871	0.000
39	4	VALLELEY	45.700	124	RODINK	44.519	124	RODINK	27.769	38	93	SVARD	1:57.990	1:57.990	0.000
40	114	WILJE	45.864	4	VALLELEY	44.558	7	ASHBY	28.022	39	4	VALLELEY	1:58.023	1:58.107	0.084
41	7	ASHBY	45.877	7	ASHBY	45.108	93	SVARD	28.218	40	124	RODINK	1:58.403		
42	124	RODINK	46.115	226	INNERFORS	45.680	226	INNERFORS	28.616	41	7	ASHBY	1:59.007	1:59.091	0.084
43	3	LAWTON	46.918	3	LAWTON	45.938	100	CAMPBELL	28.850	42	226	INNERFORS	1:59.883	2:00.266	0.383
44	100	CAMPBELL	47.041	39	FLETCHER	47.195	3	LAWTON	29.034	43	3	LAWTON	2:01.890	2:02.188	0.298
45	39	FLETCHER	55.022	100	CAMPBELL	47.287	39	FLETCHER	30.225	44	100	CAMPBELL	2:03.178	2:03.670	0.492
46										45	39	FLETCHER	2:12.442		
										46	46	HANSEN		1:55.234	

Weather / Track : Sunny / Dry

Assen

Circuit Length = 2.8222 miles

Start: 14:00 Flag 14:20 End: 14:22

Results can be found at www.tsl-timing.com

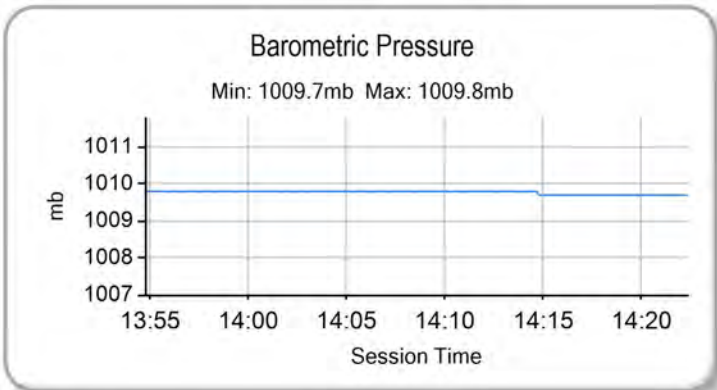
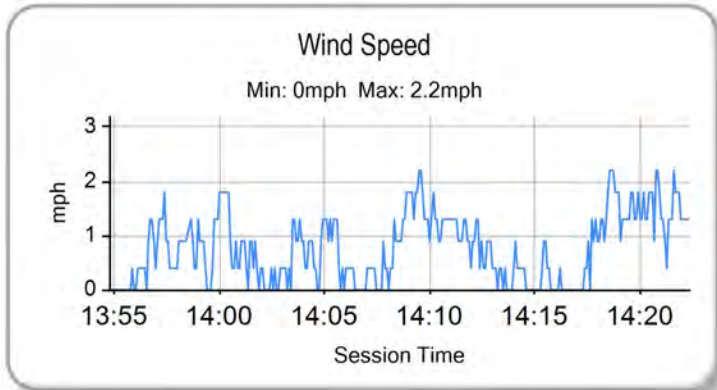
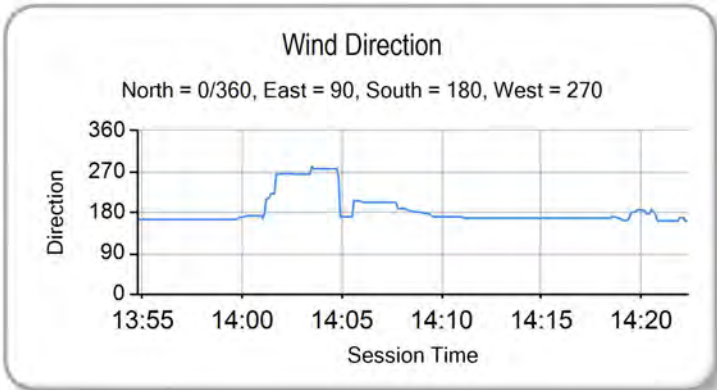
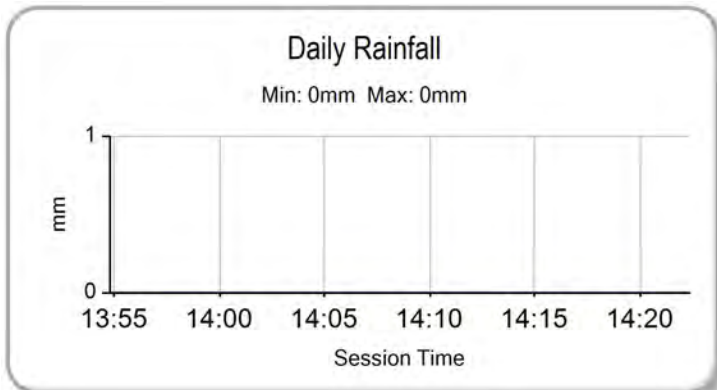
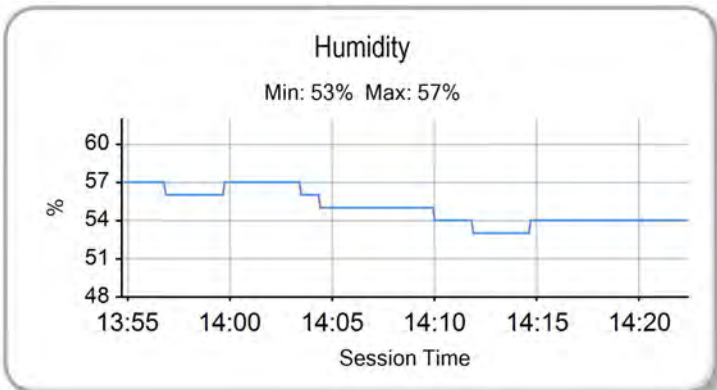
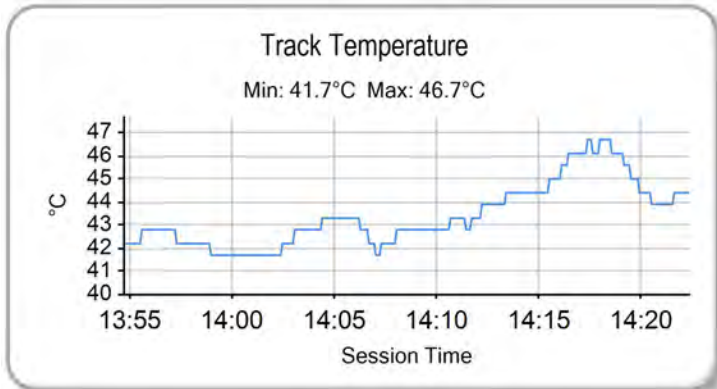
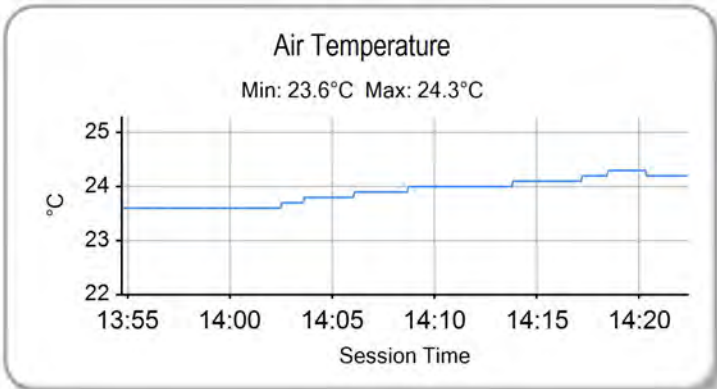
Printed - 14:26 Friday, 19 September 2014

MCRCB BULLETIN TK041

2014 MCE British Superbike Championship - Round 10

2014 Motul British Motostar Championship

FREE PRACTICE 2 - WEATHER CONDITIONS



Weather / Track : Sunny / Dry

Results can be found at www.tsl-timing.com

Assen
Circuit Length = 2.8222 miles
Start: 14:00 Flag 14:20 End: 14:22

Printed - 14:27 Friday, 19 September 2014

QUALIFYING 1 - CLASSIFICATION



POS	NO	CL	PIC NAME	ENTRY	TIME	ON	LAPS	GAP	DIFF	MPH
1	80	M3	1 Bo BENDSNEYDER	FTR Honda - Dutch Racing Team	1:45.599	12	13			96.21
2	1	M3	2 Thomas VAN LEEUWEN	KTM - 71Workx.com Racing	1:46.024	3	14	0.425	0.425	95.82
3	28		1 Bradley RAY	EE125 - FAB-Racing	1:46.414	13	13	0.815	0.390	95.47
4	66	M3	3 Joe IRVING	KTM - Redline KTM	1:46.448	3	11	0.849	0.034	95.44
5	61	M3	4 Ernst DUBBINK	Honda - Ernst Dubbink Racing	1:46.771	11	13	1.172	0.323	95.15
6	45	M3	5 Olly SIMPSON	KTM - Olly Simpson Racing	1:46.824	13	13	1.225	0.053	95.11
7	26		2 Jorel BOERBOOM	Honda - RV Racing	1:48.260	13	14	2.661	1.436	93.84
8	12		3 Edward RENDELL	Honda - Banks Racing	1:48.331	11	12	2.732	0.071	93.78
9	36	M3	6 Jayson URIBE	Honda - FPW Racing / RSR	1:48.643	6	14	3.044	0.312	93.51
10	6		4 Taz TAYLOR	Luyten Honda - FPW Racing / Hookless Holidays	1:48.782	13	14	3.183	0.139	93.39
11	142	M3	7 Brian SLOOTEN	Honda - Bakker Frames Holland	1:48.954	5	14	3.355	0.172	93.25
12	34	M3	8 Jordan WEAVING	KTM - Jordan Racing / Burkert	1:49.076	12	13	3.477	0.122	93.14
13	86	M3	9 Charlie NESBITT	Repli-Cast - Repli-Cast UK	1:49.246	13	14	3.647	0.170	93.00
14	70	M3	10 Felix NASSI	Honda - FX Taki Racing	1:50.242	9	14	4.643	0.996	92.16
15	64	M3	11 Asher DURHAM	Honda - Cresswell Racing / Momentum Recruitment	1:50.445	13	14	4.846	0.203	91.99
16	65		5 Josh OWENS	Honda - RCD Motorsport	1:50.868	14	14	5.269	0.423	91.64
17	88		6 Wesley JONKER	Honda -	1:50.966	13	14	5.367	0.098	91.56
18	42	M3	12 James HOBSON	KTM - Two 4 Motorsport with RS Racing	1:51.217	13	13	5.618	0.251	91.35
19	72		7 Alex PERSSON	Honda - PWR / Nordgren Racing	1:51.232	11	12	5.633	0.015	91.34
20	43		8 Arnie SHELTON	Honda - e3 Motorsport with Shelton Racing	1:51.249	12	12	5.650	0.017	91.32
21	25	M3	13 Mike BROUWERS	Honda - Joma / Brouwers Racing Team	1:51.346	14	14	5.747	0.097	91.24
22	79	M3	14 Chris TAYLOR	Honda - Elevator Saddles & Bridles	1:51.496	13	14	5.897	0.150	91.12
23	29	M3	15 Sven GREVINK	Honda -	1:51.550	10	12	5.951	0.054	91.08
24	35		9 Elliot LODGE	Honda - SP125 / Spike Racing	1:51.908	13	14	6.309	0.358	90.79
25	136	M3	16 Sander KROEZE	Honda -	1:51.954	4	11	6.355	0.046	90.75
26	127		10 Georgina POLDEN	Honda - RS Racing	1:52.003	12	13	6.404	0.049	90.71
27	32		11 Martin SVENSSON	Honda - Nordgren Racing	1:52.076	12	13	6.477	0.073	90.65
28	74	M3	17 Joe THOMPSON	Repli-Cast - Repli-Cast UK	1:52.458	9	13	6.859	0.382	90.34
29	19		12 Kai JOHNSON	Aprilia - Kinpac Racing	1:52.902	12	13	7.303	0.444	89.99
30	47		13 Jake ARCHER	Honda - Jake Archer Racing	1:53.387	12	13	7.788	0.485	89.60
31	13	M3	18 Sam BURMAN	Honda - WNT / Burman Racing	1:53.745	9	14	8.146	0.358	89.32
32	84		14 Daniel HERMANSSON	TSR Luyten - FPW Racing	1:54.076	10	12	8.477	0.331	89.06
33	27	M3	19 Cat GREEN	Honda - Redline Racing	1:54.274	13	13	8.675	0.198	88.91
34	114		15 Dennis WILJE	Aprilia -	1:54.485	6	11	8.886	0.211	88.74
35	54		16 Walid SOPPE	Honda -	1:54.718	11	13	9.119	0.233	88.56
36	124		17 Tasia RODINK	Honda - Promemo Racing	1:54.916	3	5	9.317	0.198	88.41
37	90		18 Greg GREENWOOD	Luyten Honda - FPW Racing	1:54.921	8	12	9.322	0.005	88.40
38	99		19 Miguel CORREIA-LOURENCO	Honda - Racing Team Noord Nederland	1:54.990	13	13	9.391	0.069	88.35
39	46	M3	20 Jonathan HANSEN	Honda - Jonathan Racing	1:55.794	3	6	10.195	0.804	87.74

QUALIFYING LAPTIME (110.0% of 1:45.599) = 1:56.158

40	93	M3	21 William SVARD	Honda - Nordgren Racing	1:57.295	6	9	11.696	1.501	86.62
41	7		20 Jamie ASHBY	Honda - JPA Racing / SP125	1:57.299	12	13	11.700	0.004	86.61
42	39		21 Scout FLETCHER	Honda - Team BSP Honda	1:57.793	8	10	12.194	0.494	86.25
43	4		22 Louis VALLELEY	KTM - Century 21 / Cresswell Racing	1:57.915	3	13	12.316	0.122	86.16
44	3		23 Steve LAWTON	KTM - Century 21 / Cresswell Racing	1:58.125	9	11	12.526	0.210	86.01
45	226	M3	22 Johanna INNERFORS	Honda -	1:58.638	9	12	13.039	0.513	85.64
46	100		24 Stephen CAMPBELL	Honda - Campbell Racing	2:01.012	10	11	15.413	2.374	83.95

Assen

Circuit Length = 2.8222 miles

Start: 16:35 Flag 17:00 End: 17:02

Weather / Track : Bright / Dry

These results are provisional until the conclusion of any judicial and technical matters.

Race Director :	Stewards :	Timekeeper :
-----------------	------------	--------------

Results can be found at www.britishsuperbike.com

Printed - 17:03 Friday, 19 September 2014



MCRCB BULLETIN TK059

2014 MCE British Superbike Championship - Round 10

2014 Motul British Motostar Championship

QUALIFYING 1 - SECTOR ANALYSIS

SECTOR 1 = FL to I1, SECTOR 2 = I1 to I2, SECTOR 3 = I2 to FL, DIFF = Difference To Personal Best Lap

P1		80 M3		Bo BENDSNEYDER		FTR Honda - Dutch Racing Team			
IDEAL LAP TIME : 1:45.308		BEST LAP TIME : 1:45.599		DIFFERENCE : 0.291					
LAP	SECTOR 1	SECTOR 2	SECTOR 3	LAP TIME	MPH	DIFF	TIME OF DAY		
1 -	OUTLAP	128.0	41.132	25.228	105.2				16:36:53.073
2 -	41.651	126.8	40.572	24.733	104.2	1:46.956	94.99	1.357	16:38:40.029
3 -	41.387	126.3	40.285	24.811	104.0	1:46.483	95.41	0.884	16:40:26.512
4 -	41.157	124.2	40.113	24.837	103.8	1:46.107	95.75	0.508	16:42:12.619
5 -	41.010	124.5	40.343	24.853	103.8	1:46.206	95.66	0.607	16:43:58.825
6 -	41.113	124.0	40.161	24.829	103.5	1:46.103	(3) 95.75	0.504	16:45:44.928
7 -	41.008	124.5	40.511	25.243	103.8	1:46.762	95.16	1.163	16:47:31.690
8 -	44.036	116.1	44.565	IN PIT		2:00.350	P 84.42	14.751	16:49:32.040
9 -	OUTLAP	118.9	42.272	26.826	105.2	3:44.019	45.35	1:58.420	16:53:16.059
10 -	41.645	124.7	40.497	24.953	105.0	1:47.095	94.87	1.496	16:55:03.154
11 -	40.815	126.6	40.119	26.319	104.2	1:47.253	94.73	1.654	16:56:50.407
12 -	40.883	127.5	39.785	24.931	106.2	1:45.599	(1) 96.21		16:58:36.006
13 -	40.980	124.9	40.119	24.708	105.0	1:45.807	(2) 96.02	0.208	17:00:21.813

P2		1 M3		Thomas VAN LEEUWEN		KTM - 71Workx.com Racing			
IDEAL LAP TIME : 1:45.893		BEST LAP TIME : 1:46.024		DIFFERENCE : 0.131					
LAP	SECTOR 1	SECTOR 2	SECTOR 3	LAP TIME	MPH	DIFF	TIME OF DAY		
1 -		126.1	42.072	25.366	103.3				16:36:52.240
2 -	42.537	131.0	41.141	25.141	104.5	1:48.819	93.36	2.795	16:38:41.059
3 -	41.355	127.3	39.960	24.709	105.5	1:46.024	(1) 95.82		16:40:27.083
4 -	41.319	130.3	40.346	24.818	104.7	1:46.483	(3) 95.41	0.459	16:42:13.566
5 -	41.458	125.6	40.277	24.787	104.0	1:46.522	95.38	0.498	16:44:00.088
6 -	41.562	126.1	40.203	24.614	104.0	1:46.379	(2) 95.50	0.355	16:45:46.467
7 -	45.010	112.5	43.401	IN PIT		2:00.479	P 84.33	14.455	16:47:46.946
8 -	OUTLAP	117.9	43.201	25.872	102.1	3:13.712	52.44	1:27.688	16:51:00.658
9 -	42.865	125.2	40.732	25.235	104.2	1:48.832	93.35	2.808	16:52:49.490
10 -	42.304	125.9	41.360	25.130	104.0	1:48.794	93.38	2.770	16:54:38.284
11 -	42.567	125.4	40.927	25.412	103.8	1:48.906	93.29	2.882	16:56:27.190
12 -	41.622	126.6	40.456	24.956	104.2	1:47.034	94.92	1.010	16:58:14.224
13 -	41.479	125.6	40.393	24.681	104.2	1:46.553	95.35	0.529	17:00:00.777
14 -	41.490	125.6	40.310	24.726	104.2	1:46.526	95.37	0.502	17:01:47.303

P3		28		Bradley RAY		EE125 - FAB-Racing			
IDEAL LAP TIME : 1:46.040		BEST LAP TIME : 1:46.414		DIFFERENCE : 0.374					
LAP	SECTOR 1	SECTOR 2	SECTOR 3	LAP TIME	MPH	DIFF	TIME OF DAY		
1 -	OUTLAP	121.7	45.470	IN PIT			P		16:37:24.380
2 -	OUTLAP	123.8	41.526	25.575	104.7	2:07.469	79.70	21.055	16:39:31.849
3 -	41.552	124.5	41.148	25.809	103.8	1:48.509	93.63	2.095	16:41:20.358
4 -	41.497	124.2	40.619	25.214	106.0	1:47.330	94.66	0.916	16:43:07.688
5 -	40.990	125.4	40.570	25.092	105.0	1:46.652	(3) 95.26	0.238	16:44:54.340
6 -	41.829	123.3	41.531	IN PIT		1:53.848	P 89.24	7.434	16:46:48.188
7 -	OUTLAP	123.5	44.548	28.774	104.5	2:39.546	63.68	53.132	16:49:27.734
8 -	41.192	123.5	40.629	25.009	105.5	1:46.830	95.10	0.416	16:51:14.564
9 -	41.087	123.5	40.593	24.978	105.5	1:46.658	95.25	0.244	16:53:01.222
10 -	41.369	122.9	40.268	24.904	107.2	1:46.541	(2) 95.36	0.127	16:54:47.763
11 -	40.932	123.8	40.929	25.092	105.0	1:46.953	94.99	0.539	16:56:34.716
12 -	41.008	123.8	41.663	26.409	105.5	1:49.080	93.14	2.666	16:58:23.796
13 -	41.195	122.9	40.379	24.840	106.5	1:46.414	(1) 95.47		17:00:10.210

P4		66 M3		Joe IRVING		KTM - Redline KTM			
IDEAL LAP TIME : 1:46.304		BEST LAP TIME : 1:46.448		DIFFERENCE : 0.144					
LAP	SECTOR 1	SECTOR 2	SECTOR 3	LAP TIME	MPH	DIFF	TIME OF DAY		
1 -	OUTLAP	129.0	42.061	25.659	102.8				16:36:52.624
2 -	42.129	127.0	41.057	24.706	104.0	1:47.892	94.16	1.444	16:38:40.516
3 -	41.256	129.3	40.342	24.850	105.2	1:46.448	(1) 95.44		16:40:26.964
4 -	41.417	127.8	40.503	25.222	104.0	1:47.142	(3) 94.82	0.694	16:42:14.106
5 -	41.332	129.8	40.532	25.135	103.3	1:46.999	(2) 94.95	0.551	16:44:01.105

Weather / Track : Bright / Dry

Assen

Circuit Length = 2.8222 miles

Start: 16:35 Flag 17:00 End: 17:02

MCRCB BULLETIN TK059

2014 MCE British Superbike Championship - Round 10

2014 Motul British Motostar Championship

QUALIFYING 1 - SECTOR ANALYSIS

SECTOR 1 = FL to I1, SECTOR 2 = I1 to I2, SECTOR 3 = I2 to FL, DIFF = Difference To Personal Best Lap

6 -	41.629	128.8	40.609	25.743	94.3	1:47.981	94.09	1.533	16:45:49.086
7 -	44.615	123.5	42.323	IN PIT		1:59.197	P 85.23	12.749	16:47:48.283
8 -	OUTLAP	119.6	42.863	25.700	102.3	4:05.412	41.40	2:18.964	16:51:53.695
9 -	41.750	127.0	41.013	25.130	103.3	1:47.893	94.16	1.445	16:53:41.588
10 -	41.558	127.8	40.781	25.567	102.3	1:47.906	94.15	1.458	16:55:29.494
11 -	43.117	125.4	41.715	IN PIT		1:58.454	P 85.77	12.006	16:57:27.948

P5 61 M3 Ernst DUBBINK		Honda - Ernst Dubbink Racing							
IDEAL LAP TIME : 1:46.451		BEST LAP TIME : 1:46.771		DIFFERENCE : 0.320					
LAP	SECTOR 1	SECTOR 2	SECTOR 3	LAP TIME	MPH	DIFF	TIME OF DAY		
1 -	OUTLAP	126.3	42.409	25.406	103.0				16:36:51.661
2 -	42.111	124.5	40.971	24.961	103.3	1:48.043	94.03	1.272	16:38:39.704
3 -	41.541	125.2	40.660	24.841	106.0	1:47.042	94.91	0.271	16:40:26.746
4 -	41.414	125.9	40.554	25.136	106.0	1:47.104	94.86	0.333	16:42:13.850
5 -	41.499	126.3	40.363	24.929	104.7	1:46.791	95.14	0.020	16:44:00.641
6 -	41.597	126.1	40.742	26.037	103.0	1:48.376	93.74	1.605	16:45:49.017
7 -	43.155	117.3	42.606	IN PIT		1:58.293	P 85.88	11.522	16:47:47.310
8 -	OUTLAP	120.9	41.120	25.440	104.5	3:39.810	46.22	1:53.039	16:51:27.120
9 -	41.622	125.6	40.921	25.605	104.0	1:48.148	93.94	1.377	16:53:15.268
10 -	41.387	126.6	40.368	25.034	105.0	1:46.789	(3) 95.14	0.018	16:55:02.057
11 -	41.605	124.7	40.350	24.816	104.5	1:46.771	(1) 95.15		16:56:48.828
12 -	41.685	126.1	40.248	24.894	104.2	1:46.827	95.10	0.056	16:58:35.655
13 -	41.533	127.0	40.273	24.967	104.7	1:46.773	(2) 95.15	0.002	17:00:22.428

P6 45 M3 Oilly SIMPSON		KTM - Oilly Simpson Racing							
IDEAL LAP TIME : 1:46.548		BEST LAP TIME : 1:46.824		DIFFERENCE : 0.276					
LAP	SECTOR 1	SECTOR 2	SECTOR 3	LAP TIME	MPH	DIFF	TIME OF DAY		
1 -	OUTLAP	113.7	44.060	25.567	101.9				16:38:45.691
2 -	42.699	126.1	41.071	25.355	102.3	1:49.125	93.10	2.301	16:40:34.816
3 -	42.027	126.8	41.438	25.041	101.4	1:48.506	93.63	1.682	16:42:23.322
4 -	41.906	124.7	40.716	25.131	100.5	1:47.753	94.29	0.929	16:44:11.075
5 -	41.759	124.9	40.708	25.072	101.6	1:47.539	94.47	0.715	16:45:58.614
6 -	41.831	124.7	40.702	24.981	101.2	1:47.514	94.50	0.690	16:47:46.128
7 -	41.736	124.9	42.003	25.901	101.2	1:49.640	92.66	2.816	16:49:35.768
8 -	43.109	121.3	41.773	25.632	101.4	1:50.514	91.93	3.690	16:51:26.282
9 -	41.939	125.2	40.941	25.499	102.1	1:48.379	93.74	1.555	16:53:14.661
10 -	41.691	125.2	40.449	25.007	101.4	1:47.147	(3) 94.82	0.323	16:55:01.808
11 -	41.648	125.6	40.497	25.094	102.6	1:47.239	94.74	0.415	16:56:49.047
12 -	41.542	127.3	40.383	24.997	103.8	1:46.922	(2) 95.02	0.098	16:58:35.969
13 -	41.818	126.1	40.211	24.795	102.8	1:46.824	(1) 95.11		17:00:22.793

P7 26 Jorel BOERBOOM		Honda - RV Racing							
IDEAL LAP TIME : 1:48.134		BEST LAP TIME : 1:48.260		DIFFERENCE : 0.126					
LAP	SECTOR 1	SECTOR 2	SECTOR 3	LAP TIME	MPH	DIFF	TIME OF DAY		
1 -		121.7	42.724	25.699	103.8				16:36:52.066
2 -	42.204	123.1	41.407	25.258	105.7	1:48.869	93.32	0.609	16:38:40.935
3 -	42.249	124.0	41.373	25.544	102.6	1:49.166	93.07	0.906	16:40:30.101
4 -	46.363	118.1	41.852	25.590	104.0	1:53.805	89.27	5.545	16:42:23.906
5 -	42.080	123.3	41.215	25.452	102.3	1:48.747	(3) 93.42	0.487	16:44:12.653
6 -	42.263	123.1	41.169	25.396	103.3	1:48.828	93.35	0.568	16:46:01.481
7 -	44.844	123.5	41.363	25.365	104.0	1:51.572	91.06	3.312	16:47:53.053
8 -	42.139	124.5	42.598	26.932	103.3	1:51.669	90.98	3.409	16:49:44.722
9 -	42.074	125.6	41.148	25.309	103.8	1:48.531	(2) 93.61	0.271	16:51:33.253
10 -	42.073	124.2	41.014	25.706	101.6	1:48.793	93.38	0.533	16:53:22.046
11 -	41.974	124.7	41.941	26.905	103.5	1:50.820	91.68	2.560	16:55:12.866
12 -	41.929	125.6	42.405	25.827	102.6	1:50.161	92.23	1.901	16:57:03.027
13 -	41.912	123.5	41.140	25.208	103.5	1:48.260	(1) 93.84		16:58:51.287
14 -	42.116	122.2	41.568	26.105	101.4	1:49.789	92.54	1.529	17:00:41.076

Weather / Track : Bright / Dry

Assen

Circuit Length = 2.8222 miles

Start: 16:35 Flag 17:00 End: 17:02

MCRCB BULLETIN TK059

2014 MCE British Superbike Championship - Round 10

2014 Motul British Motostar Championship

QUALIFYING 1 - SECTOR ANALYSIS

SECTOR 1 = FL to I1, SECTOR 2 = I1 to I2, SECTOR 3 = I2 to FL, DIFF = Difference To Personal Best Lap

P8 12		Edward RENDELL				Honda - Banks Racing			
IDEAL LAP TIME : 1:48.331		BEST LAP TIME : 1:48.331		DIFFERENCE : 0.000					
LAP	SECTOR 1	SECTOR 2	SECTOR 3	LAP TIME	MPH	DIFF	TIME OF DAY		
1 -	OUTLAP	112.7	42.840	26.702	95.1		16:37:25.772		
2 -	43.539	117.1	42.849	26.133	98.1	1:52.521	16:39:18.293		
3 -	42.615	115.9	41.319	25.745	99.4	1:49.679	16:41:07.972		
4 -	42.812	118.5	41.042	26.575	97.2	1:50.429	16:42:58.401		
5 -	44.543	119.6	41.716	25.616	97.4	1:51.875	16:44:50.276		
6 -	42.385	116.1	40.892	25.648	99.8	1:48.925 (2)	16:46:39.201		
7 -	43.242	120.4	41.107	IN PIT		1:55.289 P	16:48:34.490		
8 -	OUTLAP	115.5	41.802	25.860	97.0	4:33.816	16:53:08.306		
9 -	43.164	115.7	41.597	25.858	98.1	1:50.619	16:54:58.925		
10 -	42.321	116.5	41.296	25.750	98.7	1:49.367 (3)	16:56:48.292		
11 -	42.214	116.1	40.801	25.316	100.5	1:48.331 (1)	16:58:36.623		
12 -	43.825	117.5	41.626	26.115	96.4	1:51.566	17:00:28.189		

P9 36 M3		Jayson URIBE				Honda - FPW Racing / RSR			
IDEAL LAP TIME : 1:48.389		BEST LAP TIME : 1:48.643		DIFFERENCE : 0.254					
LAP	SECTOR 1	SECTOR 2	SECTOR 3	LAP TIME	MPH	DIFF	TIME OF DAY		
1 -		125.4	42.454	25.986	102.3		16:36:53.459		
2 -	43.159	125.6	41.704	25.585	102.6	1:50.448	16:38:43.907		
3 -	42.591	121.7	41.677	25.746	100.9	1:50.014	16:40:33.921		
4 -	42.384	122.2	41.762	26.182	101.6	1:50.328	16:42:24.249		
5 -	42.242	122.9	41.077	25.489	101.2	1:48.808 (3)	16:44:13.057		
6 -	42.125	123.8	41.182	25.336	102.8	1:48.643 (1)	16:46:01.700		
7 -	42.784	121.5	41.183	25.645	101.6	1:49.612	16:47:51.312		
8 -	42.184	121.5	42.502	26.326	102.3	1:51.012	16:49:42.324		
9 -	42.391	123.5	41.261	25.788	100.7	1:49.440	16:51:31.764		
10 -	42.739	122.9	41.003	25.468	103.3	1:49.210	16:53:20.974		
11 -	42.383	122.2	41.879	27.395	101.2	1:51.657	16:55:12.631		
12 -	42.050	122.2	41.065	25.754	100.9	1:48.869	16:57:01.500		
13 -	42.152	122.2	41.050	25.520	102.6	1:48.722 (2)	16:58:50.222		
14 -	43.653	123.1	41.784	25.705	100.0	1:51.142	17:00:41.364		

P10 6		Taz TAYLOR				Luyten Honda - FPW Racing / Hookless Holidays			
IDEAL LAP TIME : 1:48.559		BEST LAP TIME : 1:48.782		DIFFERENCE : 0.223					
LAP	SECTOR 1	SECTOR 2	SECTOR 3	LAP TIME	MPH	DIFF	TIME OF DAY		
1 -		121.5	42.747	26.276	101.6		16:36:52.949		
2 -	43.215	123.1	41.961	25.698	100.0	1:50.874	16:38:43.823		
3 -	43.024	121.3	41.407	25.965	100.7	1:50.396	16:40:34.219		
4 -	42.356	122.6	41.962	25.986	101.6	1:50.304	16:42:24.523		
5 -	42.519	122.0	41.066	25.301	101.9	1:48.886 (2)	16:44:13.409		
6 -	42.526	122.9	41.062	25.396	101.2	1:48.984 (3)	16:46:02.393		
7 -	42.614	121.7	41.076	25.463	101.9	1:49.153	16:47:51.546		
8 -	42.209	123.1	42.574	25.904	100.5	1:50.687	16:49:42.233		
9 -	42.359	120.2	41.301	25.430	101.2	1:49.090	16:51:31.323		
10 -	42.587	120.9	41.208	25.456	101.4	1:49.251	16:53:20.574		
11 -	42.909	124.2	41.618	25.489	101.9	1:50.016	16:55:10.590		
12 -	42.196	120.6	41.478	25.522	100.5	1:49.196	16:56:59.786		
13 -	42.345	120.4	41.111	25.326	101.9	1:48.782 (1)	16:58:48.568		
14 -	42.300	122.4	41.573	25.633	99.8	1:49.506	17:00:38.074		

P11 142 M3		Brian SLOOTEN				Honda - Bakker Frames Holland			
IDEAL LAP TIME : 1:48.848		BEST LAP TIME : 1:48.954		DIFFERENCE : 0.106					
LAP	SECTOR 1	SECTOR 2	SECTOR 3	LAP TIME	MPH	DIFF	TIME OF DAY		
1 -	OUTLAP	123.5	42.115	25.720	100.5		16:36:54.006		
2 -	42.662	128.3	42.389	25.890	99.6	1:50.941	16:38:44.947		
3 -	42.733	123.1	41.655	25.868	100.7	1:50.256	16:40:35.203		
4 -	42.475	123.5	41.290	25.689	102.1	1:49.454	16:42:24.657		
5 -	42.537	123.1	41.068	25.349	101.9	1:48.954 (1)	16:44:13.611		

Weather / Track : Bright / Dry

Assen

Circuit Length = 2.8222 miles

Start: 16:35 Flag 17:00 End: 17:02

MCRCB BULLETIN TK059

2014 MCE British Superbike Championship - Round 10

2014 Motul British Motostar Championship

QUALIFYING 1 - SECTOR ANALYSIS

SECTOR 1 = FL to I1, SECTOR 2 = I1 to I2, SECTOR 3 = I2 to FL, DIFF = Difference To Personal Best Lap

6 -	42.435	124.7	41.324	25.387	101.4	1:49.146	(3)	93.08	0.192	16:46:02.757
7 -	42.567	122.9	41.064	25.364	102.1	1:48.995	(2)	93.21	0.041	16:47:51.752
8 -	42.488	123.8	42.943	26.754	100.0	1:52.185		90.56	3.231	16:49:43.937
9 -	42.827	122.0	41.653	25.639	100.3	1:50.119		92.26	1.165	16:51:34.056
10 -	42.638	122.2	41.603	25.621	100.5	1:49.862		92.48	0.908	16:53:23.918
11 -	43.129	119.1	42.138	25.604	101.6	1:50.871		91.63	1.917	16:55:14.789
12 -	42.631	120.6	41.328	25.878	99.6	1:49.837		92.50	0.883	16:57:04.626
13 -	42.625	121.1	41.612	25.984	100.7	1:50.221		92.17	1.267	16:58:54.847
14 -	45.437	115.5	42.695	26.239	98.7	1:54.371		88.83	5.417	17:00:49.218

P12 34 M3 Jordan WEAVING		KTM - Jordan Racing / Burkert								
IDEAL LAP TIME : 1:48.757		BEST LAP TIME : 1:49.076			DIFFERENCE : 0.319					
LAP	SECTOR 1	SECTOR 2	SECTOR 3	LAP TIME	MPH	DIFF	TIME OF DAY			
1 -	OUTLAP	122.2	41.760	26.020	101.9		16:36:53.656			
2 -	42.922	123.8	41.225	25.586	100.3	1:49.733	92.58	0.657	16:38:43.389	
3 -	43.711	109.6	42.223	26.606	100.0	1:52.540	90.28	3.464	16:40:35.929	
4 -	42.996	122.0	41.181	25.422	102.6	1:49.599	92.70	0.523	16:42:25.528	
5 -	42.463	122.4	41.297	25.385	101.6	1:49.145	(2)	93.08	0.069	16:44:14.673
6 -	43.058	114.5	43.393	IN PIT		1:57.432	P	86.51	8.356	16:46:12.105
7 -	OUTLAP	119.6	42.531	26.402	100.3	4:17.699	39.42	2:28.623	16:50:29.804	
8 -	43.163	119.4	41.299	25.576	102.1	1:50.038	92.33	0.962	16:52:19.842	
9 -	42.627	122.4	41.597	25.608	101.2	1:49.832	92.50	0.756	16:54:09.674	
10 -	43.258	109.8	43.131	27.391	100.5	1:53.780	89.29	4.704	16:56:03.454	
11 -	42.676	119.6	41.324	25.549	99.8	1:49.549	92.74	0.473	16:57:53.003	
12 -	42.432	120.4	40.987	25.657	101.2	1:49.076	(1)	93.14	16:59:42.079	
13 -	42.385	121.5	41.080	25.704	101.9	1:49.169	(3)	93.06	0.093	17:01:31.248

P13 86 M3 Charlie NESBITT		Repli-Cast - Repli-Cast UK								
IDEAL LAP TIME : 1:49.211		BEST LAP TIME : 1:49.246			DIFFERENCE : 0.035					
LAP	SECTOR 1	SECTOR 2	SECTOR 3	LAP TIME	MPH	DIFF	TIME OF DAY			
1 -	OUTLAP	120.6	45.169	27.131	99.8		16:37:03.921			
2 -	44.240	122.4	44.117	27.612	86.2	1:55.969	87.61	6.723	16:38:59.890	
3 -	46.520	124.0	42.562	26.474	99.4	1:55.556	87.92	6.310	16:40:55.446	
4 -	43.354	122.4	42.352	26.209	102.3	1:51.915	90.78	2.669	16:42:47.361	
5 -	43.745	123.3	42.407	26.124	99.6	1:52.276	90.49	3.030	16:44:39.637	
6 -	43.159	121.3	42.516	26.579	99.1	1:52.254	90.51	3.008	16:46:31.891	
7 -	43.468	120.2	42.351	26.164	99.6	1:51.983	90.72	2.737	16:48:23.874	
8 -	47.766	88.1	47.419	31.188	99.1	2:06.373	80.39	17.127	16:50:30.247	
9 -	42.797	117.7	42.202	25.877	99.8	1:50.876	91.63	1.630	16:52:21.123	
10 -	42.835	120.9	41.859	25.785	100.7	1:50.479	91.96	1.233	16:54:11.602	
11 -	42.671	123.5	42.304	26.789	99.6	1:51.764	90.90	2.518	16:56:03.366	
12 -	42.794	124.0	41.370	25.715	100.3	1:49.879	(3)	92.46	0.633	16:57:53.245
13 -	42.302	121.3	41.405	25.539	100.3	1:49.246	(1)	93.00	16:59:42.491	
14 -	42.416	122.6	41.453	25.605	101.9	1:49.474	(2)	92.80	0.228	17:01:31.965

P14 70 M3 Felix NASSI		Honda - FX Taki Racing								
IDEAL LAP TIME : 1:50.188		BEST LAP TIME : 1:50.242			DIFFERENCE : 0.054					
LAP	SECTOR 1	SECTOR 2	SECTOR 3	LAP TIME	MPH	DIFF	TIME OF DAY			
1 -	OUTLAP	117.5	43.131	26.698	99.8		16:37:26.851			
2 -	43.207	120.9	43.745	26.171	102.1	1:53.123	89.81	2.881	16:39:19.974	
3 -	42.889	120.4	42.680	26.099	101.4	1:51.668	90.98	1.426	16:41:11.642	
4 -	43.245	119.1	42.020	25.937	102.1	1:51.202	91.36	0.960	16:43:02.844	
5 -	46.795	119.6	48.056	28.803	100.7	2:03.654	82.16	13.412	16:45:06.498	
6 -	42.891	120.0	42.812	26.553	101.2	1:52.256	90.50	2.014	16:46:58.754	
7 -	42.832	121.1	42.188	26.443	100.3	1:51.463	91.15	1.221	16:48:50.217	
8 -	42.580	118.9	42.199	26.157	100.3	1:50.936	(3)	91.58	0.694	16:50:41.153
9 -	42.525	120.0	41.829	25.888	102.1	1:50.242	(1)	92.16	16:52:31.395	
10 -	42.822	118.5	42.161	26.163	101.4	1:51.146	91.41	0.904	16:54:22.541	
11 -	42.876	117.7	42.208	26.277	101.4	1:51.361	91.23	1.119	16:56:13.902	
12 -	42.602	118.3	41.971	27.179	89.8	1:51.752	90.91	1.510	16:58:05.654	
13 -	44.152	118.3	42.162	26.467	100.3	1:52.781	90.08	2.539	16:59:58.435	
14 -	42.802	118.7	42.058	25.834	101.4	1:50.694	(2)	91.78	0.452	17:01:49.129

Weather / Track : Bright / Dry

Assen

Circuit Length = 2.8222 miles

Start: 16:35 Flag 17:00 End: 17:02

MCRCB BULLETIN TK059

2014 MCE British Superbike Championship - Round 10

2014 Motul British Motostar Championship

QUALIFYING 1 - SECTOR ANALYSIS

SECTOR 1 = FL to I1, SECTOR 2 = I1 to I2, SECTOR 3 = I2 to FL, DIFF = Difference To Personal Best Lap

P15 64 M3 Asher DURHAM		Honda - Cresswell Racing / Momentum Recruitment							
IDEAL LAP TIME : 1:50.267		BEST LAP TIME : 1:50.445		DIFFERENCE : 0.178					
LAP	SECTOR 1	SECTOR 2	SECTOR 3	LAP TIME	MPH	DIFF	TIME OF DAY		
1 -	OUTLAP	127.3	44.702	26.602	100.0		16:36:58.739		
2 -	43.670	122.4	42.440	26.373	100.3	1:52.483	90.32	2.038	16:38:51.222
3 -	43.324	122.9	42.377	26.437	98.9	1:52.138	90.60	1.693	16:40:43.360
4 -	48.523	90.5	44.826	28.997	90.0	2:02.346	83.04	11.901	16:42:45.706
5 -	45.189	121.3	42.488	26.614	100.5	1:54.291	88.89	3.846	16:44:39.997
6 -	43.900	124.2	42.136	26.201	101.6	1:52.237	90.52	1.792	16:46:32.234
7 -	43.833	126.8	42.343	26.088	101.9	1:52.264	90.50	1.819	16:48:24.498
8 -	48.788	80.2	46.193	27.628	96.6	2:02.609	82.86	12.164	16:50:27.107
9 -	46.313	121.7	42.075	25.997	100.9	1:54.385	88.82	3.940	16:52:21.492
10 -	42.983	123.8	42.023	25.837	100.0	1:50.843 (2)	91.66	0.398	16:54:12.335
11 -	42.952	124.0	41.883	26.438	102.1	1:51.273	91.30	0.828	16:56:03.608
12 -	43.239	123.1	42.039	25.790	99.8	1:51.068	91.47	0.623	16:57:54.676
13 -	42.879	123.1	41.598	25.968	101.2	1:50.445 (1)	91.99		16:59:45.121
14 -	42.881	122.9	41.783	26.206	100.7	1:50.870 (3)	91.64	0.425	17:01:35.991

P16 65 Josh OWENS		Honda - RCD Motorsport							
IDEAL LAP TIME : 1:50.523		BEST LAP TIME : 1:50.868		DIFFERENCE : 0.345					
LAP	SECTOR 1	SECTOR 2	SECTOR 3	LAP TIME	MPH	DIFF	TIME OF DAY		
1 -	OUTLAP	117.7	45.526	27.109	98.9		16:37:03.843		
2 -	45.003	120.6	44.145	27.648	98.1	1:56.796	86.99	5.928	16:39:00.639
3 -	43.648	117.5	42.774	26.444	98.3	1:52.866	90.01	1.998	16:40:53.505
4 -	43.426	119.6	43.286	26.963	98.5	1:53.675	89.37	2.807	16:42:47.180
5 -	44.444	118.3	42.774	26.396	98.7	1:53.614	89.42	2.746	16:44:40.794
6 -	43.591	120.0	42.065	26.254	98.9	1:51.910	90.78	1.042	16:46:32.704
7 -	43.338	121.5	42.012	26.259	100.0	1:51.609	91.03	0.741	16:48:24.313
8 -	43.620	119.1	42.331	26.293	100.9	1:52.244	90.51	1.376	16:50:16.557
9 -	44.000	118.7	42.236	26.801	100.3	1:53.037	89.88	2.169	16:52:09.594
10 -	43.817	120.2	42.811	26.191	100.9	1:52.819	90.05	1.951	16:54:02.413
11 -	42.956	120.4	42.132	26.246	99.1	1:51.334	91.25	0.466	16:55:53.747
12 -	43.125	120.4	42.086	25.947	100.5	1:51.158 (3)	91.40	0.290	16:57:44.905
13 -	42.813	121.5	42.422	25.797	100.3	1:51.032 (2)	91.50	0.164	16:59:35.937
14 -	42.863	121.1	41.913	26.092	99.6	1:50.868 (1)	91.64		17:01:26.805

P17 88 Wesley JONKER		Honda -							
IDEAL LAP TIME : 1:50.660		BEST LAP TIME : 1:50.966		DIFFERENCE : 0.306					
LAP	SECTOR 1	SECTOR 2	SECTOR 3	LAP TIME	MPH	DIFF	TIME OF DAY		
1 -	OUTLAP	120.4	44.676	27.362	99.8		16:37:02.931		
2 -	45.057	123.3	42.870	26.575	101.2	1:54.502	88.73	3.536	16:38:57.433
3 -	44.222	120.4	42.674	27.204	98.5	1:54.100	89.04	3.134	16:40:51.533
4 -	44.393	121.7	43.316	26.578	100.9	1:54.287	88.90	3.321	16:42:45.820
5 -	44.217	118.9	42.893	26.375	99.4	1:53.485	89.52	2.519	16:44:39.305
6 -	43.839	121.3	42.414	26.468	100.5	1:52.721	90.13	1.755	16:46:32.026
7 -	43.853	121.3	42.045	26.042	101.2	1:51.940	90.76	0.974	16:48:23.966
8 -	43.190	122.9	42.917	26.264	101.6	1:52.371	90.41	1.405	16:50:16.337
9 -	44.327	119.4	42.315	26.371	99.8	1:53.013	89.90	2.047	16:52:09.350
10 -	43.514	119.6	42.680	26.146	100.3	1:52.340	90.44	1.374	16:54:01.690
11 -	43.159	120.6	41.861	26.369	100.3	1:51.389 (2)	91.21	0.423	16:55:53.079
12 -	43.755	119.8	41.877	25.965	100.7	1:51.597	91.04	0.631	16:57:44.676
13 -	42.834	122.2	42.101	26.031	100.0	1:50.966 (1)	91.56		16:59:35.642
14 -	43.057	120.0	42.075	26.257	101.2	1:51.389 (2)	91.21	0.423	17:01:27.031

P18 42 M3 James HOBSON		KTM - Two 4 Motorsport with RS Racing							
IDEAL LAP TIME : 1:51.113		BEST LAP TIME : 1:51.217		DIFFERENCE : 0.104					
LAP	SECTOR 1	SECTOR 2	SECTOR 3	LAP TIME	MPH	DIFF	TIME OF DAY		
1 -	OUTLAP	129.3	45.773	27.414	101.4		16:37:02.821		
2 -	45.296	128.5	44.047	26.520	100.7	1:55.863	87.69	4.646	16:38:58.684

Weather / Track : Bright / Dry

Assen

Circuit Length = 2.8222 miles

Start: 16:35 Flag 17:00 End: 17:02

MCRCB BULLETIN TK059

2014 MCE British Superbike Championship - Round 10

2014 Motul British Motostar Championship

QUALIFYING 1 - SECTOR ANALYSIS

SECTOR 1 = FL to I1, SECTOR 2 = I1 to I2, SECTOR 3 = I2 to FL, DIFF = Difference To Personal Best Lap

3 -	43.275	127.0	43.034	26.856	101.2	1:53.165	89.78	1.948	16:40:51.849
4 -	44.471	126.1	43.758	26.938	99.1	1:55.167	88.22	3.950	16:42:47.016
5 -	46.879	116.1	43.718	26.956	102.1	1:57.553	86.43	6.336	16:44:44.569
6 -	42.890	128.3	42.867	26.429	103.5	1:52.186 (3)	90.56	0.969	16:46:36.755
7 -	45.681	86.2	44.154	26.426	102.3	1:56.261	87.39	5.044	16:48:33.016
8 -	42.806	125.6	43.196	27.760	96.2	1:53.762	89.31	2.545	16:50:26.778
9 -	49.657	124.5	42.734	IN PIT		2:03.515 P	82.25	12.298	16:52:30.293
10 -	OUTLAP	124.9	43.303	26.702	101.4	2:50.614	59.55	59.397	16:55:20.907
11 -	43.191	125.9	42.792	26.265	103.0	1:52.248	90.51	1.031	16:57:13.155
12 -	42.741	126.3	42.593	26.132	102.1	1:51.466 (2)	91.15	0.249	16:59:04.621
13 -	42.392	126.3	42.589	26.236	99.6	1:51.217 (1)	91.35		17:00:55.838

P19 72		Alex PERSSON			Honda - PWR / Nordgren Racing				
IDEAL LAP TIME : 1:51.014		BEST LAP TIME : 1:51.232			DIFFERENCE : 0.218				
LAP	SECTOR 1	SECTOR 2	SECTOR 3	LAP TIME	MPH	DIFF	TIME OF DAY		
1 -	OUTLAP	113.3	45.183	27.494	100.9				16:37:06.158
2 -	45.117	121.3	42.751	27.169	100.3	1:55.037	88.32	3.805	16:39:01.195
3 -	44.656	121.7	43.385	26.767	102.8	1:54.808	88.49	3.576	16:40:56.003
4 -	43.573	124.2	42.090	26.237	102.3	1:51.900 (3)	90.79	0.668	16:42:47.903
5 -	48.880	92.0	43.845	26.112	101.9	1:58.837	85.49	7.605	16:44:46.740
6 -	43.681	121.5	42.263	26.178	102.8	1:52.122	90.61	0.890	16:46:38.862
7 -	43.387	122.0	42.053	IN PIT		1:58.312 P	85.87	7.080	16:48:37.174
8 -	OUTLAP	119.1	42.502	26.551	101.4	4:05.246	41.42	2:14.014	16:52:42.420
9 -	43.708	120.2	41.968	26.401	101.2	1:52.077	90.65	0.845	16:54:34.497
10 -	43.129	120.4	42.211	26.123	102.3	1:51.463 (2)	91.15	0.231	16:56:25.960
11 -	43.141	121.7	42.070	26.021	102.8	1:51.232 (1)	91.34		16:58:17.192
12 -	43.025	121.7	42.244	26.736	101.9	1:52.005	90.71	0.773	17:00:09.197

P20 43		Arnie SHELTON			Honda - e3 Motorsport with Shelton Racing				
IDEAL LAP TIME : 1:51.049		BEST LAP TIME : 1:51.249			DIFFERENCE : 0.200				
LAP	SECTOR 1	SECTOR 2	SECTOR 3	LAP TIME	MPH	DIFF	TIME OF DAY		
1 -	OUTLAP	122.0	46.237	27.623	98.3				16:37:10.337
2 -	44.919	121.5	42.908	26.600	96.8	1:54.427	88.79	3.178	16:39:04.764
3 -	43.841	123.3	42.416	26.372	97.6	1:52.629	90.20	1.380	16:40:57.393
4 -	43.696	122.4	42.617	26.153	98.5	1:52.466	90.33	1.217	16:42:49.859
5 -	43.687	121.1	42.500	26.145	99.4	1:52.332	90.44	1.083	16:44:42.191
6 -	43.749	122.4	42.582	26.832	97.0	1:53.163	89.78	1.914	16:46:35.354
7 -	43.242	119.6	41.980	26.235	98.1	1:51.457	91.15	0.208	16:48:26.811
8 -	43.254	119.4	41.979	26.120	98.3	1:51.353 (3)	91.24	0.104	16:50:18.164
9 -	43.148	120.9	41.912	26.192	98.1	1:51.252 (2)	91.32	0.003	16:52:09.416
10 -	43.660	120.4	42.152	26.334	97.0	1:52.146	90.59	0.897	16:54:01.562
11 -	43.147	118.3	41.897	26.349	97.6	1:51.393	91.21	0.144	16:55:52.955
12 -	43.196	117.9	41.782	26.271	97.4	1:51.249 (1)	91.32		16:57:44.204

P21 25 M3		Mike BROUWERS			Honda - Joma / Brouwers Racing Team				
IDEAL LAP TIME : 1:51.219		BEST LAP TIME : 1:51.346			DIFFERENCE : 0.127				
LAP	SECTOR 1	SECTOR 2	SECTOR 3	LAP TIME	MPH	DIFF	TIME OF DAY		
1 -		121.5	45.181	26.856	99.1				16:37:01.526
2 -	44.684	120.4	42.797	26.005	100.3	1:53.486	89.52	2.140	16:38:55.012
3 -	43.656	119.4	42.356	26.043	99.6	1:52.055	90.67	0.709	16:40:47.067
4 -	44.169	118.9	42.760	26.160	100.5	1:53.089	89.84	1.743	16:42:40.156
5 -	44.008	119.6	43.941	26.588	98.1	1:54.537	88.70	3.191	16:44:34.693
6 -	43.972	118.9	42.843	26.136	99.6	1:52.951	89.95	1.605	16:46:27.644
7 -	43.726	118.9	45.664	26.242	100.5	1:55.632	87.86	4.286	16:48:23.276
8 -	43.665	120.9	43.003	26.245	99.8	1:52.913	89.98	1.567	16:50:16.189
9 -	44.788	108.7	44.645	25.966	100.5	1:55.399	88.04	4.053	16:52:11.588
10 -	43.340	120.6	42.270	25.994	100.5	1:51.604 (2)	91.03	0.258	16:54:03.192
11 -	43.150	122.6	42.615	26.048	100.5	1:51.813	90.86	0.467	16:55:55.005
12 -	43.385	120.2	42.360	25.908	100.9	1:51.653 (3)	90.99	0.307	16:57:46.658
13 -	43.292	120.2	42.488	25.944	100.3	1:51.724	90.93	0.378	16:59:38.382
14 -	43.276	119.4	42.161	25.909	101.4	1:51.346 (1)	91.24		17:01:29.728

Weather / Track : Bright / Dry

Assen

Circuit Length = 2.8222 miles

Start: 16:35 Flag 17:00 End: 17:02

MCRCB BULLETIN TK059

2014 MCE British Superbike Championship - Round 10

2014 Motul British Motostar Championship

QUALIFYING 1 - SECTOR ANALYSIS

SECTOR 1 = FL to I1, SECTOR 2 = I1 to I2, SECTOR 3 = I2 to FL, DIFF = Difference To Personal Best Lap

P22		79 M3		Chris TAYLOR		Honda - Elevator Saddles & Bridles			
IDEAL LAP TIME : 1:51.181		BEST LAP TIME : 1:51.496		DIFFERENCE : 0.315					
LAP	SECTOR 1	SECTOR 2	SECTOR 3	LAP TIME	MPH	DIFF	TIME OF DAY		
1 -	OUTLAP	122.6	46.338	27.377	98.5		16:37:02.335		
2 -	44.532	122.9	43.651	26.767	99.4	1:54.950	88.38	3.454	16:38:57.285
3 -	44.127	122.0	42.830	27.338	97.4	1:54.295	88.89	2.799	16:40:51.580
4 -	44.197	122.9	43.784	26.826	101.2	1:54.807	88.49	3.311	16:42:46.387
5 -	44.607	120.4	43.292	26.817	100.3	1:54.716	88.56	3.220	16:44:41.103
6 -	43.379	124.2	43.727	27.211	98.5	1:54.317	88.87	2.821	16:46:35.420
7 -	43.534	122.0	43.297	27.152	99.4	1:53.983	89.13	2.487	16:48:29.403
8 -	43.880	120.0	43.492	26.668	98.5	1:54.040	89.09	2.544	16:50:23.443
9 -	43.742	120.9	43.203	26.581	99.1	1:53.526	89.49	2.030	16:52:16.969
10 -	43.406	120.4	43.068	26.753	98.1	1:53.227	89.73	1.731	16:54:10.196
11 -	43.400	122.0	42.888	26.328	99.4	1:52.616	90.21	1.120	16:56:02.812
12 -	43.332	119.6	42.809	26.192	99.1	1:52.333 (3)	90.44	0.837	16:57:55.145
13 -	43.116	121.1	42.253	26.127	100.0	1:51.496 (1)	91.12		16:59:46.641
14 -	42.868	121.3	42.186	26.568	98.7	1:51.622 (2)	91.02	0.126	17:01:38.263

P23		29 M3		Sven GREVINK		Honda -			
IDEAL LAP TIME : 1:51.182		BEST LAP TIME : 1:51.550		DIFFERENCE : 0.368					
LAP	SECTOR 1	SECTOR 2	SECTOR 3	LAP TIME	MPH	DIFF	TIME OF DAY		
1 -	OUTLAP	115.5	45.435	28.151	97.8		16:37:17.599		
2 -	44.154	119.8	43.104	26.212	100.5	1:53.470	89.54	1.920	16:39:11.069
3 -	43.678	120.0	43.352	26.362	100.5	1:53.392	89.60	1.842	16:41:04.461
4 -	43.534	119.8	43.621	26.059	100.7	1:53.214	89.74	1.664	16:42:57.675
5 -	44.096	118.5	42.812	26.047	100.0	1:52.955	89.94	1.405	16:44:50.630
6 -	43.007	119.6	42.780	26.348	100.0	1:52.135 (2)	90.60	0.585	16:46:42.765
7 -	43.691	117.9	42.727	IN PIT		2:01.478 P	83.63	9.928	16:48:44.243
8 -	OUTLAP	117.1	43.071	26.767	97.4	4:38.055	36.54	2:46.505	16:53:22.298
9 -	43.459	121.5	42.613	26.292	100.0	1:52.364	90.42	0.814	16:55:14.662
10 -	43.196	119.4	42.128	26.226	100.5	1:51.550 (1)	91.08		16:57:06.212
11 -	43.296	118.5	43.014	26.330	99.6	1:52.640	90.20	1.090	16:58:58.852
12 -	43.491	117.5	42.455	26.228	100.3	1:52.174 (3)	90.57	0.624	17:00:51.026

P24		35		Elliot LODGE		Honda - SP125 / Spike Racing			
IDEAL LAP TIME : 1:51.804		BEST LAP TIME : 1:51.908		DIFFERENCE : 0.104					
LAP	SECTOR 1	SECTOR 2	SECTOR 3	LAP TIME	MPH	DIFF	TIME OF DAY		
1 -		122.4	44.238	27.215	96.8		16:36:58.523		
2 -	44.462	119.8	43.351	26.901	96.8	1:54.714	88.56	2.806	16:38:53.237
3 -	44.147	119.1	43.390	26.793	98.7	1:54.330	88.86	2.422	16:40:47.567
4 -	43.931	120.2	42.685	26.701	98.7	1:53.317	89.66	1.409	16:42:40.884
5 -	43.971	119.4	43.344	26.848	98.1	1:54.163	88.99	2.255	16:44:35.047
6 -	43.750	121.5	42.950	26.859	94.9	1:53.559	89.47	1.651	16:46:28.606
7 -	43.933	119.4	43.139	26.861	98.7	1:53.933	89.17	2.025	16:48:22.539
8 -	44.075	117.7	42.916	26.577	98.1	1:53.568	89.46	1.660	16:50:16.107
9 -	43.933	118.3	42.621	26.540	97.2	1:53.094	89.83	1.186	16:52:09.201
10 -	44.409	122.9	42.432	26.282	98.7	1:53.123	89.81	1.215	16:54:02.324
11 -	43.825	119.8	42.454	26.273	99.6	1:52.552 (3)	90.27	0.644	16:55:54.876
12 -	43.687	122.2	42.527	26.157	99.6	1:52.371 (2)	90.41	0.463	16:57:47.247
13 -	43.215	120.6	42.483	26.210	98.3	1:51.908 (1)	90.79		16:59:39.155
14 -	43.789	118.9	42.517	26.378	100.7	1:52.684	90.16	0.776	17:01:31.839

P25		136 M3		Sander KROEZE		Honda -			
IDEAL LAP TIME : 1:51.170		BEST LAP TIME : 1:51.954		DIFFERENCE : 0.784					
LAP	SECTOR 1	SECTOR 2	SECTOR 3	LAP TIME	MPH	DIFF	TIME OF DAY		
1 -		120.0	45.467	28.724	100.3		16:37:05.750		
2 -	44.111	126.6	43.691	27.750	103.0	1:55.552	87.92	3.598	16:39:01.302
3 -	44.483	125.4	43.063	26.821	104.0	1:54.367	88.83	2.413	16:40:55.669
4 -	43.161	125.4	42.094	26.699	103.8	1:51.954 (1)	90.75		16:42:47.623
5 -	44.092	117.1	43.381	26.672	103.0	1:54.145	89.01	2.191	16:44:41.768

Weather / Track : Bright / Dry

Assen

Circuit Length = 2.8222 miles

Start: 16:35 Flag 17:00 End: 17:02

MCRCB BULLETIN TK059

2014 MCE British Superbike Championship - Round 10

2014 Motul British Motostar Championship

QUALIFYING 1 - SECTOR ANALYSIS

SECTOR 1 = FL to I1, SECTOR 2 = I1 to I2, SECTOR 3 = I2 to FL, DIFF = Difference To Personal Best Lap

6 -	43.559	125.6	43.306	27.470	85.8	1:54.335	88.86	2.381	16:46:36.103
7 -	44.930	124.5	42.612	26.653	103.8	1:54.195	88.97	2.241	16:48:30.298
8 -	43.673	116.1	44.477	26.655	103.0	1:54.805	88.49	2.851	16:50:25.103
9 -	43.168	123.1	42.990	26.521	102.6	1:52.679 (2)	90.16	0.725	16:52:17.782
10 -	44.051	123.3	43.343	25.997	104.5	1:53.391 (3)	89.60	1.437	16:54:11.173
11 -	43.079	122.6	42.581	IN PIT		2:04.261 P	81.76	12.307	16:56:15.434

P26 127		Georgina POLDEN			Honda - RS Racing				
IDEAL LAP TIME : 1:51.868		BEST LAP TIME : 1:52.003			DIFFERENCE : 0.135				
LAP	SECTOR 1	SECTOR 2	SECTOR 3	LAP TIME	MPH	DIFF	TIME OF DAY		
1 -	OUTLAP	124.9	46.125	28.735	101.9				16:37:05.655
2 -	45.791	126.6	43.524	26.822	103.3	1:56.137	87.48	4.134	16:39:01.792
3 -	44.943	127.8	43.024	26.582	104.0	1:54.549	88.69	2.546	16:40:56.341
4 -	44.026	126.1	43.202	26.527	103.5	1:53.755	89.31	1.752	16:42:50.096
5 -	43.509	127.0	43.347	26.576	102.3	1:53.432	89.57	1.429	16:44:43.528
6 -	43.665	124.9	42.698	26.446	102.6	1:52.809 (3)	90.06	0.806	16:46:36.337
7 -	43.375	127.5	42.613	26.969	101.4	1:52.957	89.94	0.954	16:48:29.294
8 -	43.483	122.9	43.729	IN PIT		2:02.240 P	83.11	10.237	16:50:31.534
9 -	OUTLAP	122.6	43.892	26.995	102.3	3:36.796	46.86	1:44.793	16:54:08.330
10 -	44.694	121.1	43.288	26.883	102.8	1:54.865	88.45	2.862	16:56:03.195
11 -	44.364	123.5	42.925	26.438	103.0	1:53.727	89.33	1.724	16:57:56.922
12 -	42.908	123.8	42.576	26.519	102.6	1:52.003 (1)	90.71		16:59:48.925
13 -	43.453	123.5	42.601	26.384	102.6	1:52.438 (2)	90.36	0.435	17:01:41.363

P27 32		Martin SVENSSON			Honda - Nordgren Racing				
IDEAL LAP TIME : 1:51.851		BEST LAP TIME : 1:52.076			DIFFERENCE : 0.225				
LAP	SECTOR 1	SECTOR 2	SECTOR 3	LAP TIME	MPH	DIFF	TIME OF DAY		
1 -	OUTLAP	119.1	45.194	27.569	97.2				16:37:06.155
2 -	45.860	124.7	44.290	26.510	97.2	1:56.660	87.09	4.584	16:39:02.815
3 -	44.767	123.5	44.175	27.301	98.5	1:56.243	87.40	4.167	16:40:59.058
4 -	44.804	121.5	42.710	26.421	98.5	1:53.935	89.17	1.859	16:42:52.993
5 -	44.160	121.1	42.876	26.287	98.1	1:53.323	89.65	1.247	16:44:46.316
6 -	43.792	120.6	42.399	26.309	98.7	1:52.500	90.31	0.424	16:46:38.816
7 -	43.890	123.3	42.084	26.460	98.9	1:52.434	90.36	0.358	16:48:31.250
8 -	45.155	119.6	43.968	IN PIT		2:07.234 P	79.85	15.158	16:50:38.484
9 -	OUTLAP	116.7	43.218	26.510	98.1	3:13.030	52.63	1:20.954	16:53:51.514
10 -	43.523	120.6	42.331	26.385	98.5	1:52.239 (3)	90.52	0.163	16:55:43.753
11 -	43.611	120.4	42.312	26.258	98.5	1:52.181 (2)	90.56	0.105	16:57:35.934
12 -	43.734	120.6	42.070	26.272	98.9	1:52.076 (1)	90.65		16:59:28.010
13 -	43.803	119.6	42.248	26.291	98.3	1:52.342	90.43	0.266	17:01:20.352

P28 74 M3		Joe THOMPSON			Repli-Cast - Repli-Cast UK				
IDEAL LAP TIME : 1:52.323		BEST LAP TIME : 1:52.458			DIFFERENCE : 0.135				
LAP	SECTOR 1	SECTOR 2	SECTOR 3	LAP TIME	MPH	DIFF	TIME OF DAY		
1 -	OUTLAP	120.6	45.652	27.538	99.1				16:37:03.695
2 -	45.103	123.1	44.477	27.594	100.0	1:57.174	86.71	4.716	16:39:00.869
3 -	44.566	121.5	43.330	26.912	99.8	1:54.808	88.49	2.350	16:40:55.677
4 -	43.875	122.9	43.248	26.496	100.5	1:53.619	89.42	1.161	16:42:49.296
5 -	44.069	120.4	43.338	26.174	100.5	1:53.581	89.45	1.123	16:44:42.877
6 -	43.658	122.2	43.039	27.077	100.5	1:53.774	89.30	1.316	16:46:36.651
7 -	43.524	122.6	42.843	26.928	100.3	1:53.295	89.67	0.837	16:48:29.946
8 -	47.921	111.4	46.053	26.702	99.8	2:00.676	84.19	8.218	16:50:30.622
9 -	43.498	121.3	42.651	26.309	99.4	1:52.458 (1)	90.34		16:52:23.080
10 -	43.828	120.4	44.995	30.458	96.4	1:59.281	85.17	6.823	16:54:22.361
11 -	45.136	97.3	46.671	26.678	98.7	1:58.485	85.75	6.027	16:56:20.846
12 -	43.664	120.0	42.786	26.537	97.6	1:52.987 (2)	89.92	0.529	16:58:13.833
13 -	43.758	121.3	42.947	26.478	99.1	1:53.183 (3)	89.76	0.725	17:00:07.016

Weather / Track : Bright / Dry

Assen

Circuit Length = 2.8222 miles

Start: 16:35 Flag 17:00 End: 17:02

MCRCB BULLETIN TK059

2014 MCE British Superbike Championship - Round 10

2014 Motul British Motostar Championship

QUALIFYING 1 - SECTOR ANALYSIS

SECTOR 1 = FL to I1, SECTOR 2 = I1 to I2, SECTOR 3 = I2 to FL, DIFF = Difference To Personal Best Lap

P29 19		Kai JOHNSON		Aprilia - Kinpac Racing					
IDEAL LAP TIME : 1:52.806		BEST LAP TIME : 1:52.902		DIFFERENCE : 0.096					
LAP	SECTOR 1	SECTOR 2	SECTOR 3	LAP TIME	MPH	DIFF	TIME OF DAY		
1 -	OUTLAP	115.1	45.740	28.038	97.6		16:37:05.314		
2 -	44.168	120.2	43.607	28.097	97.0	1:55.872	87.68	2.970	16:39:01.186
3 -	45.713	111.4	44.023	28.513	88.4	1:58.249	85.92	5.347	16:40:59.435
4 -	46.313	104.0	44.213	27.479	96.2	1:58.005	86.09	5.103	16:42:57.440
5 -	45.096	117.3	43.232	26.958	96.0	1:55.286	88.13	2.384	16:44:52.726
6 -	44.125	117.5	43.125	27.422	94.3	1:54.672	88.60	1.770	16:46:47.398
7 -	44.227	115.9	42.937	27.446	95.1	1:54.610	88.64	1.708	16:48:42.008
8 -	44.166	115.1	43.020	27.575	95.3	1:54.761	88.53	1.859	16:50:36.769
9 -	43.837	114.9	43.076	27.464	96.2	1:54.377 (3)	88.83	1.475	16:52:31.146
10 -	44.164	116.7	43.332	27.766	95.5	1:55.262	88.14	2.360	16:54:26.408
11 -	44.024	119.4	43.449	27.208	96.8	1:54.681	88.59	1.779	16:56:21.089
12 -	43.655	118.9	42.661	26.586	97.8	1:52.902 (1)	89.99		16:58:13.991
13 -	43.685	117.1	42.565	26.884	98.3	1:53.134 (2)	89.80	0.232	17:00:07.125

P30 47		Jake ARCHER		Honda - Jake Archer Racing					
IDEAL LAP TIME : 1:53.371		BEST LAP TIME : 1:53.387		DIFFERENCE : 0.016					
LAP	SECTOR 1	SECTOR 2	SECTOR 3	LAP TIME	MPH	DIFF	TIME OF DAY		
1 -	OUTLAP	118.3	46.269	28.129	95.5		16:37:09.391		
2 -	45.864	117.5	44.320	27.035	98.3	1:57.219	86.67	3.832	16:39:06.610
3 -	45.071	118.3	43.847	27.164	98.3	1:56.082	87.52	2.695	16:41:02.692
4 -	44.830	117.3	43.896	26.876	98.1	1:55.602	87.88	2.215	16:42:58.294
5 -	44.631	119.1	44.288	27.349	97.6	1:56.268	87.38	2.881	16:44:54.562
6 -	43.990	119.6	43.112	26.635	98.7	1:53.737 (2)	89.33	0.350	16:46:48.299
7 -	44.505	117.9	43.298	26.999	97.4	1:54.802	88.50	1.415	16:48:43.101
8 -	44.380	118.1	43.165	27.120	97.8	1:54.665	88.60	1.278	16:50:37.766
9 -	44.035	117.9	43.389	26.851	99.4	1:54.275	88.90	0.888	16:52:32.041
10 -	44.298	118.1	43.121	27.182	98.7	1:54.601	88.65	1.214	16:54:26.642
11 -	44.271	119.6	43.708	26.915	98.9	1:54.894	88.43	1.507	16:56:21.536
12 -	43.915	118.9	42.910	26.562	99.8	1:53.387 (1)	89.60		16:58:14.923
13 -	43.899	118.3	43.574	26.798	99.1	1:54.271 (3)	88.91	0.884	17:00:09.194

P31 13 M3		Sam BURMAN		Honda - WNT / Burman Racing					
IDEAL LAP TIME : 1:53.238		BEST LAP TIME : 1:53.745		DIFFERENCE : 0.507					
LAP	SECTOR 1	SECTOR 2	SECTOR 3	LAP TIME	MPH	DIFF	TIME OF DAY		
1 -		121.3	45.245	27.646	98.5		16:36:59.849		
2 -	45.013	121.5	43.985	27.012	100.0	1:56.010	87.58	2.265	16:38:55.859
3 -	44.336	120.6	43.603	26.862	99.4	1:54.801	88.50	1.056	16:40:50.660
4 -	44.811	120.4	43.699	27.124	99.8	1:55.634	87.86	1.889	16:42:46.294
5 -	45.383	118.3	43.328	26.625	99.4	1:55.336	88.09	1.591	16:44:41.630
6 -	43.644	122.0	43.161	27.259	99.8	1:54.064 (3)	89.07	0.319	16:46:35.694
7 -	44.025	121.5	43.144	26.869	99.4	1:54.038 (2)	89.09	0.293	16:48:29.732
8 -	44.114	121.7	43.235	26.778	99.8	1:54.127	89.02	0.382	16:50:23.859
9 -	43.919	122.0	43.376	26.450	100.0	1:53.745 (1)	89.32		16:52:17.604
10 -	43.940	120.0	45.321	26.660	98.7	1:55.921	87.64	2.176	16:54:13.525
11 -	44.149	120.6	43.333	26.651	99.6	1:54.133	89.02	0.388	16:56:07.658
12 -	45.151	119.6	44.583	27.812	95.5	1:57.546	86.43	3.801	16:58:05.204
13 -	44.839	121.7	43.475	26.868	99.8	1:55.182	88.20	1.437	17:00:00.386
14 -	44.872	119.8	46.190	27.302	99.4	1:58.364	85.83	4.619	17:01:58.750

P32 84		Daniel HERMANSSON		TSR Luyten - FPW Racing					
IDEAL LAP TIME : 1:53.782		BEST LAP TIME : 1:54.076		DIFFERENCE : 0.294					
LAP	SECTOR 1	SECTOR 2	SECTOR 3	LAP TIME	MPH	DIFF	TIME OF DAY		
1 -	OUTLAP	118.7	45.461	27.594	100.0		16:36:59.617		
2 -	44.861	119.1	44.178	27.518	100.9	1:56.557	87.16	2.481	16:38:56.174
3 -	44.419	120.4	43.430	26.990	100.9	1:54.839	88.47	0.763	16:40:51.013
4 -	44.593	117.5	44.324	IN PIT		2:04.608 P	81.53	10.532	16:42:55.621
5 -	OUTLAP	117.3	44.235	27.061	100.7	4:52.312	34.75	2:58.236	16:47:47.933

Weather / Track : Bright / Dry

Assen

Circuit Length = 2.8222 miles

Start: 16:35 Flag 17:00 End: 17:02

MCRCB BULLETIN TK059

2014 MCE British Superbike Championship - Round 10

2014 Motul British Motostar Championship

QUALIFYING 1 - SECTOR ANALYSIS

SECTOR 1 = FL to I1, SECTOR 2 = I1 to I2, SECTOR 3 = I2 to FL, DIFF = Difference To Personal Best Lap

6 -	43.939	117.7	45.453	28.490	100.3	1:57.882	86.18	3.806	16:49:45.815
7 -	44.138	117.9	43.438	27.251	100.7	1:54.827	88.48	0.751	16:51:40.642
8 -	44.320	117.5	43.357	27.119	99.8	1:54.796	88.50	0.720	16:53:35.438
9 -	43.946	116.7	43.137	27.022	100.0	1:54.105 (2)	89.04	0.029	16:55:29.543
10 -	44.160	117.1	42.955	26.961	100.5	1:54.076 (1)	89.06		16:57:23.619
11 -	43.914	116.7	43.210	27.135	99.8	1:54.259	88.92	0.183	16:59:17.878
12 -	44.035	116.9	42.907	27.263	101.2	1:54.205 (3)	88.96	0.129	17:01:12.083

P33	27 M3	Cat GREEN	Honda - Redline Racing						
IDEAL LAP TIME : 1:53.881		BEST LAP TIME : 1:54.274		DIFFERENCE : 0.393					

LAP	SECTOR 1	SECTOR 2	SECTOR 3	LAP TIME	MPH	DIFF	TIME OF DAY		
1 -	OUTLAP	121.7	46.888	28.532	100.3		16:37:09.616		
2 -	45.851	124.2	45.533	27.456	103.0	1:58.840	85.49	4.566	16:39:08.456
3 -	44.919	122.4	45.082	27.090	104.5	1:57.091	86.77	2.817	16:41:05.547
4 -	44.889	122.6	44.318	27.189	104.5	1:56.396	87.28	2.122	16:43:01.943
5 -	44.885	120.2	44.661	27.397	102.8	1:56.943	86.88	2.669	16:44:58.886
6 -	44.898	122.2	44.541	27.461	101.9	1:56.900	86.91	2.626	16:46:55.786
7 -	44.480	122.2	43.807	27.907	104.7	1:56.194	87.44	1.920	16:48:51.980
8 -	44.134	122.2	43.910	27.235	104.0	1:55.279	88.13	1.005	16:50:47.259
9 -	44.366	121.5	43.919	26.843	103.8	1:55.128	88.25	0.854	16:52:42.387
10 -	44.742	122.4	43.798	27.097	104.5	1:55.637	87.86	1.363	16:54:38.024
11 -	44.249	123.8	43.334	26.706	104.2	1:54.289 (2)	88.89	0.015	16:56:32.313
12 -	43.841	123.8	43.394	27.319	103.0	1:54.554 (3)	88.69	0.280	16:58:26.867
13 -	43.980	121.7	43.509	26.785	104.2	1:54.274 (1)	88.91		17:00:21.141

P34	114	Dennis WILJE	Aprilia -						
IDEAL LAP TIME : 1:53.979		BEST LAP TIME : 1:54.485		DIFFERENCE : 0.506					

LAP	SECTOR 1	SECTOR 2	SECTOR 3	LAP TIME	MPH	DIFF	TIME OF DAY		
1 -	OUTLAP	118.3	46.208	28.451	97.0		16:37:09.773		
2 -	45.484	117.5	44.351	27.245	98.5	1:57.080	86.77	2.595	16:39:06.853
3 -	45.032	119.6	43.795	26.636	97.8	1:55.463	87.99	0.978	16:41:02.316
4 -	45.239	118.1	43.569	26.516	96.8	1:55.324 (3)	88.10	0.839	16:42:57.640
5 -	45.181	119.4	43.971	26.769	97.4	1:55.921	87.64	1.436	16:44:53.561
6 -	44.269	116.3	43.381	26.835	97.2	1:54.485 (1)	88.74		16:46:48.046
7 -	44.910	116.5	43.194	27.073	98.3	1:55.177 (2)	88.21	0.692	16:48:43.223
8 -	45.327	106.0	44.886	IN PIT		2:06.888 P	80.07	12.403	16:50:50.111
9 -	OUTLAP	105.5	44.342	28.177	97.4	5:32.569	30.55	3:38.084	16:56:22.680
10 -	46.256	106.3	43.698	26.899	97.0	1:56.853	86.94	2.368	16:58:19.533
11 -	44.427	117.3	45.014	26.871	98.1	1:56.312	87.35	1.827	17:00:15.845

P35	54	Walid SOPPE	Honda -						
IDEAL LAP TIME : 1:54.373		BEST LAP TIME : 1:54.718		DIFFERENCE : 0.345					

LAP	SECTOR 1	SECTOR 2	SECTOR 3	LAP TIME	MPH	DIFF	TIME OF DAY		
1 -	OUTLAP	109.1	48.366	29.794	91.6		16:37:17.168		
2 -	45.560	115.1	44.463	27.618	96.2	1:57.641	86.36	2.923	16:39:14.809
3 -	44.821	114.1	43.948	27.368	97.6	1:56.137	87.48	1.419	16:41:10.946
4 -	44.841	115.1	44.372	27.700	96.0	1:56.913	86.90	2.195	16:43:07.859
5 -	44.429	114.1	44.517	27.578	96.2	1:56.524	87.19	1.806	16:45:04.383
6 -	44.444	114.5	43.805	27.252	96.2	1:55.501	87.96	0.783	16:46:59.884
7 -	44.663	113.7	43.974	27.469	97.0	1:56.106	87.50	1.388	16:48:55.990
8 -	44.400	114.9	43.871	26.930	97.6	1:55.201	88.19	0.483	16:50:51.191
9 -	44.421	114.5	43.655	27.082	97.0	1:55.158 (3)	88.22	0.440	16:52:46.349
10 -	44.011	113.7	43.572	27.169	97.2	1:54.752 (2)	88.54	0.034	16:54:41.101
11 -	43.871	114.7	43.743	27.104	97.6	1:54.718 (1)	88.56		16:56:35.819
12 -	44.798	112.9	44.538	IN PIT		2:17.229 P	74.03	22.511	16:58:53.048
13 -	OUTLAP	115.9	44.504	27.981	91.8	2:52.747	58.81	58.029	17:01:45.795

P36	124	Tasia RODINK	Honda - Promemo Racing						
IDEAL LAP TIME : 1:54.326		BEST LAP TIME : 1:54.916		DIFFERENCE : 0.590					

LAP	SECTOR 1	SECTOR 2	SECTOR 3	LAP TIME	MPH	DIFF	TIME OF DAY
-----	----------	----------	----------	----------	-----	------	-------------

Weather / Track : Bright / Dry

Assen

Circuit Length = 2.8222 miles

Start: 16:35 Flag 17:00 End: 17:02

MCRCB BULLETIN TK059

2014 MCE British Superbike Championship - Round 10

2014 Motul British Motostar Championship

QUALIFYING 1 - SECTOR ANALYSIS

SECTOR 1 = FL to I1, SECTOR 2 = I1 to I2, SECTOR 3 = I2 to FL, DIFF = Difference To Personal Best Lap

1 -	OUTLAP	122.0	44.604	29.175	95.1					16:37:20.096
2 -	45.847	121.7	43.925	27.091	100.0	1:56.863 (2)	86.94	1.947		16:39:16.959
3 -	44.741	121.1	43.343	26.832	101.2	1:54.916 (1)	88.41			16:41:11.875
4 -	44.151	122.2	43.914	IN PIT		2:01.737 P	83.45	6.821		16:43:13.612
5 -	OUTLAP	61.1	47.459	27.883	98.9	4:47.323	35.36	2:52.407		16:48:00.935

P37 90		Greg GREENWOOD			Luyten Honda - FPW Racing					
IDEAL LAP TIME : 1:54.542		BEST LAP TIME : 1:54.921			DIFFERENCE : 0.379					
LAP	SECTOR 1	SECTOR 2	SECTOR 3	LAP TIME	MPH	DIFF	TIME OF DAY			
1 -		118.7	48.033	28.319	94.1					16:37:05.163
2 -	46.340	118.9	44.577	27.489	97.2	1:58.406	85.80	3.485		16:39:03.569
3 -	44.903	119.6	43.967	27.375	96.8	1:56.245	87.40	1.324		16:40:59.814
4 -	45.111	118.1	43.880	28.325	93.7	1:57.316	86.60	2.395		16:42:57.130
5 -	45.640	118.9	45.179	33.517	81.1	2:04.336	81.71	9.415		16:45:01.466
6 -	46.378	115.5	44.314	27.625	96.4	1:58.317	85.87	3.396		16:46:59.783
7 -	44.681	115.9	43.650	27.784	97.2	1:56.115	87.50	1.194		16:48:55.898
8 -	44.322	116.5	43.591	27.008	98.1	1:54.921 (1)	88.40			16:50:50.819
9 -	44.697	117.9	43.412	27.205	97.2	1:55.314 (2)	88.10	0.393		16:52:46.133
10 -	44.797	116.7	43.899	27.142	96.6	1:55.838	87.71	0.917		16:54:41.971
11 -	44.779	116.3	43.747	27.503	97.4	1:56.029	87.56	1.108		16:56:38.000
12 -	44.752	116.3	43.212	27.761	97.0	1:55.725 (3)	87.79	0.804		16:58:33.725

P38 99		Miguel CORREIA-LOURENCO			Honda - Racing Team Noord Nederland					
IDEAL LAP TIME : 1:54.536		BEST LAP TIME : 1:54.990			DIFFERENCE : 0.454					
LAP	SECTOR 1	SECTOR 2	SECTOR 3	LAP TIME	MPH	DIFF	TIME OF DAY			
1 -	OUTLAP	117.5	46.582	27.912	95.5					16:37:10.108
2 -	46.619	115.9	44.750	27.358	94.9	1:58.727	85.57	3.737		16:39:08.835
3 -	45.437	115.9	44.341	27.212	95.8	1:56.990	86.84	2.000		16:41:05.825
4 -	45.020	116.3	44.132	27.271	95.1	1:56.423	87.26	1.433		16:43:02.248
5 -	45.437	114.5	44.216	27.198	95.1	1:56.851	86.94	1.861		16:44:59.099
6 -	45.227	115.5	44.848	28.313	82.0	1:58.388	85.82	3.398		16:46:57.487
7 -	48.708	114.5	44.229	27.602	94.7	2:00.539	84.28	5.549		16:48:58.026
8 -	45.095	114.1	44.365	27.456	94.9	1:56.916	86.90	1.926		16:50:54.942
9 -	44.878	114.1	43.399	27.142	96.2	1:55.419 (3)	88.02	0.429		16:52:50.361
10 -	44.490	115.3	44.606	27.549	92.4	1:56.645	87.10	1.655		16:54:47.006
11 -	44.401	114.3	43.990	27.438	94.9	1:55.829	87.71	0.839		16:56:42.835
12 -	44.632	114.5	43.490	26.929	95.5	1:55.051 (2)	88.31	0.061		16:58:37.886
13 -	44.481	115.5	43.206	27.303	94.3	1:54.990 (1)	88.35			17:00:32.876

P39 46 M3		Jonathan HANSEN			Honda - Jonathan Racing					
IDEAL LAP TIME : 1:55.030		BEST LAP TIME : 1:55.794			DIFFERENCE : 0.764					
LAP	SECTOR 1	SECTOR 2	SECTOR 3	LAP TIME	MPH	DIFF	TIME OF DAY			
1 -	OUTLAP	115.5	48.636	28.767	99.6					16:37:13.770
2 -	46.319	116.9	44.534	27.390	98.9	1:58.243	85.92	2.449		16:39:12.013
3 -	44.630	116.3	43.919	27.245	99.1	1:55.794 (1)	87.74			16:41:07.807
4 -	44.819	116.7	44.098	26.998	99.6	1:55.915 (2)	87.65	0.121		16:43:03.722
5 -	45.173	116.3	43.463	27.517	98.1	1:56.153 (3)	87.47	0.359		16:44:59.875
6 -	44.708	117.9	44.747	27.682	97.0	1:57.137	86.73	1.343		16:46:57.012

P40 93 M3		William SVARD			Honda - Nordgren Racing					
IDEAL LAP TIME : 1:57.014		BEST LAP TIME : 1:57.295			DIFFERENCE : 0.281					
LAP	SECTOR 1	SECTOR 2	SECTOR 3	LAP TIME	MPH	DIFF	TIME OF DAY			
1 -	OUTLAP	115.9	45.879	28.838	97.0					16:37:33.553
2 -	45.782	117.3	44.611	28.018	98.1	1:58.411	85.80	1.116		16:39:31.964
3 -	45.642	116.7	44.208	28.164	98.9	1:58.014	86.09	0.719		16:41:29.978
4 -	45.353	116.5	44.586	27.895	98.7	1:57.834 (3)	86.22	0.539		16:43:27.812
5 -	45.833	116.3	44.181	27.732	98.9	1:57.746 (2)	86.28	0.451		16:45:25.558
6 -	45.326	115.5	44.307	27.662	99.1	1:57.295 (1)	86.62			16:47:22.853
7 -	45.171	116.5	44.838	28.553	98.9	1:58.562	85.69	1.267		16:49:21.415
8 -	48.400	109.6	47.145	IN PIT		2:18.798 P	73.20	21.503		16:51:40.213

Weather / Track : Bright / Dry

Assen

Circuit Length = 2.8222 miles

Start: 16:35 Flag 17:00 End: 17:02

MCRCB BULLETIN TK059

2014 MCE British Superbike Championship - Round 10

2014 Motul British Motostar Championship

QUALIFYING 1 - SECTOR ANALYSIS

SECTOR 1 = FL to I1, SECTOR 2 = I1 to I2, SECTOR 3 = I2 to FL, DIFF = Difference To Personal Best Lap

9 - OUTLAP 59.0 55.087 34.267 97.2 5:30.070 30.78 3:32.775 16:57:10.283

P41		7		Jamie ASHBY		Honda - JPA Racing / SP125			
IDEAL LAP TIME : 1:57.172		BEST LAP TIME : 1:57.299		DIFFERENCE : 0.127					
LAP	SECTOR 1	SECTOR 2	SECTOR 3	LAP TIME	MPH	DIFF	TIME OF DAY		
1 -	OUTLAP	117.9	48.607	28.719	96.4		16:37:13.582		
2 -	46.995	119.1	46.456	28.329	95.5	2:01.780	83.43	4.481	16:39:15.362
3 -	46.401	117.7	45.331	27.819	98.3	1:59.551	84.98	2.252	16:41:14.913
4 -	45.912	117.1	45.311	27.758	98.3	1:58.981	85.39	1.682	16:43:13.894
5 -	46.058	116.1	45.063	27.873	97.2	1:58.994	85.38	1.695	16:45:12.888
6 -	46.353	116.3	45.015	27.931	97.4	1:59.299	85.16	2.000	16:47:12.187
7 -	45.587	116.5	45.154	28.162	97.2	1:58.903	85.44	1.604	16:49:11.090
8 -	45.420	115.9	44.975	27.774	97.4	1:58.169	85.97	0.870	16:51:09.259
9 -	45.468	116.5	45.144	27.807	97.6	1:58.419	85.79	1.120	16:53:07.678
10 -	45.320	117.1	44.856	27.531	97.6	1:57.707 (3)	86.31	0.408	16:55:05.385
11 -	45.294	115.9	45.014	27.557	97.8	1:57.865	86.20	0.566	16:57:03.250
12 -	45.186	117.5	44.532	27.581	98.5	1:57.299 (1)	86.61		16:59:00.549
13 -	45.109	116.3	44.792	27.606	98.1	1:57.507 (2)	86.46	0.208	17:00:58.056

P42		39		Scout FLETCHER		Honda - Team BSP Honda			
IDEAL LAP TIME : 1:56.843		BEST LAP TIME : 1:57.793		DIFFERENCE : 0.950					
LAP	SECTOR 1	SECTOR 2	SECTOR 3	LAP TIME	MPH	DIFF	TIME OF DAY		
1 -	OUTLAP	109.6	47.608	31.135	86.8		16:37:18.663		
2 -	50.464	108.7	45.764	29.056	90.7	2:05.284	81.09	7.491	16:39:23.947
3 -	47.138	110.3	46.820	IN PIT		2:09.170 P	78.65	11.377	16:41:33.117
4 -	OUTLAP	114.5	45.164	27.852	93.5	5:39.454	29.93	3:41.661	16:47:12.571
5 -	47.424	112.2	44.936	29.070	93.9	2:01.430	83.67	3.637	16:49:14.001
6 -	49.112	105.8	49.898	IN PIT		2:18.819 P	73.19	21.026	16:51:32.820
7 -	OUTLAP	113.9	44.451	27.612	94.1	2:58.234	57.00	1:00.441	16:54:31.054
8 -	47.050	113.5	43.477	27.266	95.1	1:57.793 (1)	86.25		16:56:28.847
9 -	46.100	113.3	44.295	27.745	93.5	1:58.140 (3)	86.00	0.347	16:58:26.987
10 -	46.132	112.5	44.455	27.304	94.3	1:57.891 (2)	86.18	0.098	17:00:24.878

P43		4		Louis VALLELEY		KTM - Century 21 / Cresswell Racing			
IDEAL LAP TIME : 1:57.525		BEST LAP TIME : 1:57.915		DIFFERENCE : 0.390					
LAP	SECTOR 1	SECTOR 2	SECTOR 3	LAP TIME	MPH	DIFF	TIME OF DAY		
1 -	OUTLAP	120.0	46.257	28.639	94.3		16:37:02.366		
2 -	45.676	116.1	44.864	27.543	94.9	1:58.083	86.04	0.168	16:39:00.449
3 -	45.576	116.3	44.821	27.518	95.8	1:57.915 (1)	86.16		16:40:58.364
4 -	45.619	116.7	44.710	27.726	94.9	1:58.055 (3)	86.06	0.140	16:42:56.419
5 -	45.798	115.9	44.680	27.523	95.5	1:58.001 (2)	86.10	0.086	16:44:54.420
6 -	45.404	117.7	44.901	27.890	94.7	1:58.195	85.96	0.280	16:46:52.615
7 -	45.861	115.1	45.331	27.871	94.3	1:59.063	85.33	1.148	16:48:51.678
8 -	45.598	115.7	45.223	28.096	93.5	1:58.917	85.43	1.002	16:50:50.595
9 -	45.611	117.3	44.872	27.590	95.1	1:58.073	86.04	0.158	16:52:48.668
10 -	45.701	115.9	45.295	27.789	96.0	1:58.785	85.53	0.870	16:54:47.453
11 -	45.327	116.3	45.404	27.696	94.9	1:58.427	85.79	0.512	16:56:45.880
12 -	45.715	117.5	45.615	27.980	94.9	1:59.310	85.15	1.395	16:58:45.190
13 -	45.870	115.1	45.221	28.338	90.0	1:59.429	85.07	1.514	17:00:44.619

P44		3		Steve LAWTON		KTM - Century 21 / Cresswell Racing			
IDEAL LAP TIME : 1:57.574		BEST LAP TIME : 1:58.125		DIFFERENCE : 0.551					
LAP	SECTOR 1	SECTOR 2	SECTOR 3	LAP TIME	MPH	DIFF	TIME OF DAY		
1 -	OUTLAP	110.1	50.395	31.371	87.7		16:37:17.276		
2 -	48.871	113.9	46.840	28.875	94.3	2:04.586	81.55	6.461	16:39:21.862
3 -	48.803	109.6	46.884	29.933	92.6	2:05.620	80.88	7.495	16:41:27.482
4 -	46.686	113.3	45.883	28.799	94.3	2:01.368	83.71	3.243	16:43:28.850
5 -	46.461	113.7	46.374	28.686	93.0	2:01.521	83.60	3.396	16:45:30.371
6 -	46.243	113.7	45.281	28.844	93.9	2:00.368	84.40	2.243	16:47:30.739
7 -	46.200	113.5	45.243	28.490	94.5	1:59.933	84.71	1.808	16:49:30.672

Weather / Track : Bright / Dry

Assen

Circuit Length = 2.8222 miles

Start: 16:35 Flag 17:00 End: 17:02

MCRCB BULLETIN TK059

2014 MCE British Superbike Championship - Round 10

2014 Motul British Motostar Championship

QUALIFYING 1 - SECTOR ANALYSIS

SECTOR 1 = FL to I1, SECTOR 2 = I1 to I2, SECTOR 3 = I2 to FL, DIFF = Difference To Personal Best Lap

8 -	46.245	112.9	44.874	28.407	94.3	1:59.526	85.00	1.401	16:51:30.198
9 -	45.637	116.3	44.523	27.965	94.3	1:58.125 (1)	86.01		16:53:28.323
10 -	45.509	112.2	44.426	28.501	93.4	1:58.436 (2)	85.78	0.311	16:55:26.759
11 -	47.239	113.7	44.100	28.106	94.9	1:59.445 (3)	85.06	1.320	16:57:26.204

P45 226 M3	Johanna INNERFORS			Honda -					
IDEAL LAP TIME : 1:58.415		BEST LAP TIME : 1:58.638		DIFFERENCE : 0.223					

LAP	SECTOR 1	SECTOR 2	SECTOR 3	LAP TIME	MPH	DIFF	TIME OF DAY	
1 -	OUTLAP	115.1	48.148	30.623	97.2		16:37:17.405	
2 -	47.183	115.1	46.280	28.678	97.8	3.503	16:39:19.546	
3 -	46.551	115.1	45.967	28.627	97.6	2.507	16:41:20.691	
4 -	45.970	115.5	45.585	28.382	98.1	1.299	16:43:20.628	
5 -	46.232	112.4	45.878	28.589	98.3	2.061	16:45:21.327	
6 -	45.765	114.9	45.217	28.288	98.3	0.632	16:47:20.597	
7 -	45.504	115.3	46.125	29.014	96.8	2.005	16:49:21.240	
8 -	45.835	115.3	45.819	28.348	98.5	1.364	16:51:21.242	
9 -	45.593	115.3	45.043	28.002	98.7	1:58.638 (1)	85.64	16:53:19.880
10 -	45.612	117.3	45.334	27.868	98.5	0.176	16:55:18.694	
11 -	46.013	116.9	45.306	27.915	98.5	0.596	16:57:17.928	
12 -	45.664	115.5	45.086	28.542	98.9	0.654	16:59:17.220	

P46 100	Stephen CAMPBELL			Honda - Campbell Racing					
IDEAL LAP TIME : 2:00.390		BEST LAP TIME : 2:01.012		DIFFERENCE : 0.622					

LAP	SECTOR 1	SECTOR 2	SECTOR 3	LAP TIME	MPH	DIFF	TIME OF DAY	
1 -	OUTLAP	114.7	49.545	29.368	91.4		16:37:20.206	
2 -	48.559	113.1	48.176	28.968	93.2	4.691	16:39:25.909	
3 -	48.158	112.9	47.204	28.694	93.2	3.044	16:41:29.965	
4 -	47.635	113.9	47.176	28.615	93.5	2.414	16:43:33.391	
5 -	46.950	113.5	46.331	28.411	93.4	0.680	16:45:35.083	
6 -	46.986	112.9	45.828	28.387	91.3	0.189	16:47:36.284	
7 -	47.943	112.5	52.760	IN PIT		15.797	16:49:53.093	
8 -	OUTLAP	114.1	48.365	28.986	93.7	2:41.545	16:54:35.650	
9 -	46.839	114.3	46.502	28.837	94.3	1.166	16:56:37.828	
10 -	46.342	113.7	45.823	28.847	94.5	2:01.012 (1)	83.95	16:58:38.840
11 -	48.188	112.9	45.919	28.225	93.7	1.320	17:00:41.172	

MCRCB BULLETIN TK060**2014 MCE British Superbike Championship - Round 10****2014 Motul British Motostar Championship****QUALIFYING 1 - BEST SPEEDS**

SECTOR 1				SECTOR 2			FINISH LINE		
POS	NO	NAME	MPH	NO	NAME	MPH	NO	NAME	MPH
1	1	Thomas VAN LEEUWEN	131.0				28	Bradley RAY	107.2
2	66	Joe IRVING	129.8				80	Bo BENDSNEYDER	106.2
3	42	James HOBSON	129.3				61	Ernst DUBBINK	106.0
4	142	Brian SLOOTEN	128.3				26	Jorel BOERBOOM	105.7
5	80	Bo BENDSNEYDER	128.0				1	Thomas VAN LEEUWEN	105.5
6	127	Georgina POLDEN	127.8				66	Joe IRVING	105.2
7	45	Olly SIMPSON	127.3				27	Cat GREEN	104.7
8	64	Asher DURHAM	127.3				136	Sander KROEZE	104.5
9	61	Ernst DUBBINK	127.0				127	Georgina POLDEN	104.0
10	136	Sander KROEZE	126.6				45	Olly SIMPSON	103.8
11	36	Jayson URIBE	125.6				42	James HOBSON	103.5
12	26	Jorel BOERBOOM	125.6				36	Jayson URIBE	103.3
13	28	Bradley RAY	125.4				72	Alex PERSSON	102.8
14	32	Martin SVENSSON	124.7				34	Jordan WEAIVING	102.6
15	6	Taz TAYLOR	124.2				86	Charlie NESBITT	102.3
16	27	Cat GREEN	124.2				64	Asher DURHAM	102.1
17	72	Alex PERSSON	124.2				70	Felix NASSI	102.1
18	79	Chris TAYLOR	124.2				142	Brian SLOOTEN	102.1
19	86	Charlie NESBITT	124.0				6	Taz TAYLOR	101.9
20	34	Jordan WEAIVING	123.8				88	Wesley JONKER	101.6
21	43	Arnie SHELTON	123.3				25	Mike BROUWERS	101.4
22	88	Wesley JONKER	123.3				79	Chris TAYLOR	101.2
23	74	Joe THOMPSON	123.1				84	Daniel HERMANSSON	101.2
24	35	Elliot LODGE	122.9				124	Tasia RODINK	101.2
25	25	Mike BROUWERS	122.6				65	Josh OWENS	100.9
26	124	Tasia RODINK	122.2				29	Sven GREVINK	100.7
27	13	Sam BURMAN	122.0				35	Elliot LODGE	100.7
28	29	Sven GREVINK	121.5				12	Edward RENDELL	100.5
29	65	Josh OWENS	121.5				74	Joe THOMPSON	100.5
30	70	Felix NASSI	121.1				13	Sam BURMAN	100.0
31	12	Edward RENDELL	120.4				47	Jake ARCHER	99.8
32	84	Daniel HERMANSSON	120.4				46	Jonathan HANSEN	99.6
33	19	Kai JOHNSON	120.2				43	Arnie SHELTON	99.4
34	4	Louis VALLELEY	120.0				93	William SVARD	99.1
35	47	Jake ARCHER	119.6				32	Martin SVENSSON	98.9
36	90	Greg GREENWOOD	119.6				226	Johanna INNERFORS	98.9
37	114	Dennis WILJE	119.6				7	Jamie ASHBY	98.5
38	7	Jamie ASHBY	119.1				114	Dennis WILJE	98.5
39	46	Jonathan HANSEN	117.9				19	Kai JOHNSON	98.3
40	99	Miguel CORREIA-LOURENCO	117.5				90	Greg GREENWOOD	98.1
41	93	William SVARD	117.3				54	Walid SOPPE	97.6
42	226	Johanna INNERFORS	117.3				99	Miguel CORREIA-LOURENCO	96.2
43	3	Steve LAWTON	116.3				4	Louis VALLELEY	96.0
44	54	Walid SOPPE	115.9				39	Scout FLETCHER	95.1
45	100	Stephen CAMPBELL	114.7				3	Steve LAWTON	94.9
46	39	Scout FLETCHER	114.5				100	Stephen CAMPBELL	94.5

Weather / Track : Bright / Dry

Results can be found at www.tsl-timing.com

Assen

Circuit Length = 2.8222 miles

Start: 16:35 Flag 17:00 End: 17:02

Printed - 17:05 Friday, 19 September 2014

MCRCB BULLETIN TK061

2014 MCE British Superbike Championship - Round 10

2014 Motul British Motostar Championship

QUALIFYING 1 - BEST SECTORS

SECTOR 1			SECTOR 2			SECTOR 3			IDEAL / BEST COMPARISON						
POS	NO	NAME	TIME	NO	NAME	TIME	NO	NAME	TIME	POS	NO	NAME	IDEAL	BEST	DIFF
1	80	BENDSNEYDER	40.815	80	BENDSNEYDER	39.785	1	VAN LEEUWEN	24.614						
2	28	RAY	40.932	1	VAN LEEUWEN	39.960	66	IRVING	24.706	1	80	BENDSNEYDER	1:45.308	1:45.599	0.291
3	66	IRVING	41.256	45	SIMPSON	40.211	80	BENDSNEYDER	24.708	2	1	VAN LEEUWEN	1:45.893	1:46.024	0.131
4	1	VAN LEEUWEN	41.319	61	DUBBINK	40.248	45	SIMPSON	24.795	3	28	RAY	1:46.040	1:46.414	0.374
5	61	DUBBINK	41.387	28	RAY	40.268	61	DUBBINK	24.816	4	66	IRVING	1:46.304	1:46.448	0.144
6	45	SIMPSON	41.542	66	IRVING	40.342	28	RAY	24.840	5	61	DUBBINK	1:46.451	1:46.771	0.320
7	26	BOERBOOM	41.912	12	RENDELL	40.801	26	BOERBOOM	25.208	6	45	SIMPSON	1:46.548	1:46.824	0.276
8	36	URIBE	42.050	34	WEAVING	40.987	6	TAYLOR	25.301	7	26	BOERBOOM	1:48.134	1:48.260	0.126
9	6	TAYLOR	42.196	36	URIBE	41.003	12	RENDELL	25.316	8	12	RENDELL	1:48.331	1:48.331	0.000
10	12	RENDELL	42.214	26	BOERBOOM	41.014	36	URIBE	25.336	9	36	URIBE	1:48.389	1:48.643	0.254
11	86	NESBITT	42.302	6	TAYLOR	41.062	142	SLOOTEN	25.349	10	6	TAYLOR	1:48.559	1:48.782	0.223
12	34	WEAVING	42.385	142	SLOOTEN	41.064	34	WEAVING	25.385	11	34	WEAVING	1:48.757	1:49.076	0.319
13	42	HOBSON	42.392	86	NESBITT	41.370	86	NESBITT	25.539	12	142	SLOOTEN	1:48.848	1:48.954	0.106
14	142	SLOOTEN	42.435	64	DURHAM	41.598	64	DURHAM	25.790	13	86	NESBITT	1:49.211	1:49.246	0.035
15	70	NASSI	42.525	43	SHELTON	41.782	65	OWENS	25.797	14	70	NASSI	1:50.188	1:50.242	0.054
16	65	OWENS	42.813	70	NASSI	41.829	70	NASSI	25.834	15	64	DURHAM	1:50.267	1:50.445	0.178
17	88	JONKER	42.834	88	JONKER	41.861	25	BROUWERS	25.908	16	65	OWENS	1:50.523	1:50.868	0.345
18	79	TAYLOR	42.868	65	OWENS	41.913	88	JONKER	25.965	17	88	JONKER	1:50.660	1:50.966	0.306
19	64	DURHAM	42.879	72	PERSSON	41.968	136	KROEZE	25.997	18	72	PERSSON	1:51.014	1:51.232	0.218
20	127	POLDEN	42.908	32	SVENSSON	42.070	72	PERSSON	26.021	19	43	SHELTON	1:51.049	1:51.249	0.200
21	29	GREVINK	43.007	136	KROEZE	42.094	29	GREVINK	26.047	20	42	HOBSON	1:51.113	1:51.217	0.104
22	72	PERSSON	43.025	29	GREVINK	42.128	43	SHELTON	26.120	21	136	KROEZE	1:51.170	1:51.954	0.784
23	136	KROEZE	43.079	25	BROUWERS	42.161	79	TAYLOR	26.127	22	79	TAYLOR	1:51.181	1:51.496	0.315
24	43	SHELTON	43.147	79	TAYLOR	42.186	42	HOBSON	26.132	23	29	GREVINK	1:51.182	1:51.550	0.368
25	25	BROUWERS	43.150	35	LODGE	42.432	35	LODGE	26.157	24	25	BROUWERS	1:51.219	1:51.346	0.127
26	35	LODGE	43.215	19	JOHNSON	42.565	74	THOMPSON	26.174	25	35	LODGE	1:51.804	1:51.908	0.104
27	74	THOMPSON	43.498	127	POLDEN	42.576	32	SVENSSON	26.258	26	32	SVENSSON	1:51.851	1:52.076	0.225
28	32	SVENSSON	43.523	42	HOBSON	42.589	127	POLDEN	26.384	27	127	POLDEN	1:51.868	1:52.003	0.135
29	13	BURMAN	43.644	74	THOMPSON	42.651	13	BURMAN	26.450	28	74	THOMPSON	1:52.323	1:52.458	0.135
30	19	JOHNSON	43.655	84	HERMANSSON	42.907	114	WILJE	26.516	29	19	JOHNSON	1:52.806	1:52.902	0.096
31	27	GREEN	43.841	47	ARCHER	42.910	47	ARCHER	26.562	30	13	BURMAN	1:53.238	1:53.745	0.507
32	54	SOPPE	43.871	13	BURMAN	43.144	19	JOHNSON	26.586	31	47	ARCHER	1:53.371	1:53.387	0.016
33	47	ARCHER	43.899	114	WILJE	43.194	27	GREEN	26.706	32	84	HERMANSSON	1:53.782	1:54.076	0.294
34	84	HERMANSSON	43.914	99	CORREIA-LOUREN	43.206	124	RODINK	26.832	33	27	GREEN	1:53.881	1:54.274	0.393
35	124	RODINK	44.151	90	GREENWOOD	43.212	99	CORREIA-LOUREN	26.929	34	114	WILJE	1:53.979	1:54.485	0.506
36	114	WILJE	44.269	27	GREEN	43.334	54	SOPPE	26.930	35	124	RODINK	1:54.326	1:54.916	0.590
37	90	GREENWOOD	44.322	124	RODINK	43.343	84	HERMANSSON	26.961	36	54	SOPPE	1:54.373	1:54.718	0.345
38	99	CORREIA-LOUREN	44.401	46	HANSEN	43.463	46	HANSEN	26.998	37	99	CORREIA-LOURENC	1:54.536	1:54.990	0.454
39	46	HANSEN	44.569	39	FLETCHER	43.477	90	GREENWOOD	27.008	38	90	GREENWOOD	1:54.542	1:54.921	0.379
40	7	ASHBY	45.109	54	SOPPE	43.572	39	FLETCHER	27.266	39	46	HANSEN	1:55.030	1:55.794	0.764
41	93	SVARD	45.171	3	LAWTON	44.100	4	VALLELEY	27.518	40	39	FLETCHER	1:56.843	1:57.793	0.950
42	4	VALLELEY	45.327	93	SVARD	44.181	7	ASHBY	27.531	41	93	SVARD	1:57.014	1:57.295	0.281
43	226	INNERFORS	45.504	7	ASHBY	44.532	93	SVARD	27.662	42	7	ASHBY	1:57.172	1:57.299	0.127
44	3	LAWTON	45.509	4	VALLELEY	44.680	226	INNERFORS	27.868	43	4	VALLELEY	1:57.525	1:57.915	0.390
45	39	FLETCHER	46.100	226	INNERFORS	45.043	3	LAWTON	27.965	44	3	LAWTON	1:57.574	1:58.125	0.551
46	100	CAMPBELL	46.342	100	CAMPBELL	45.823	100	CAMPBELL	28.225	45	226	INNERFORS	1:58.415	1:58.638	0.223
										46	100	CAMPBELL	2:00.390	2:01.012	0.622

Weather / Track : Bright / Dry

Assen

Circuit Length = 2.8222 miles

Start: 16:35 Flag 17:00 End: 17:02

Results can be found at www.tsl-timing.com

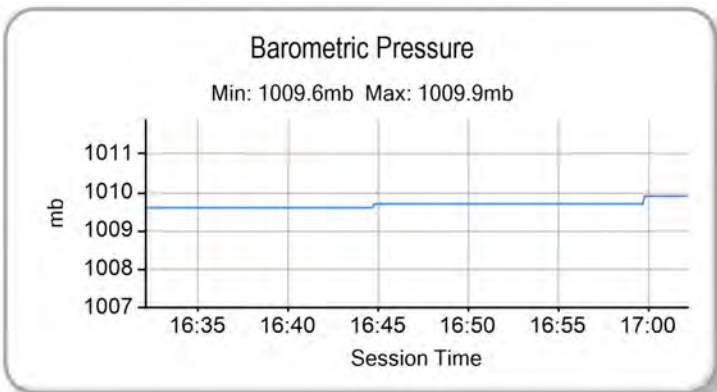
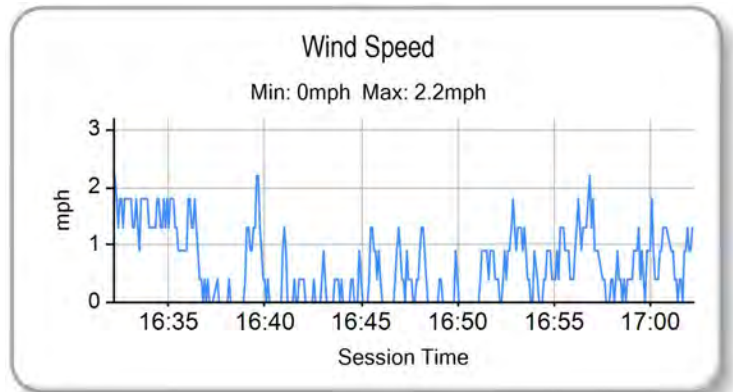
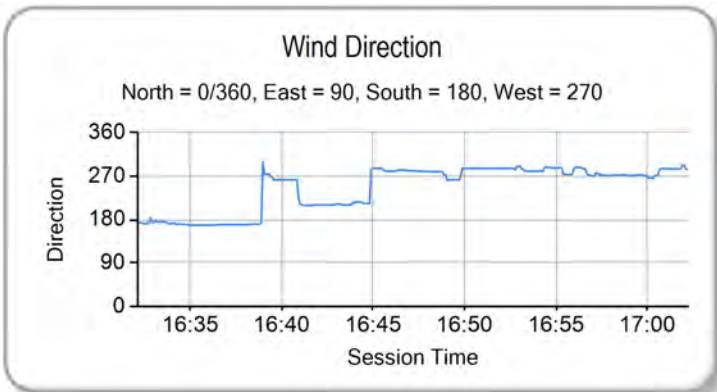
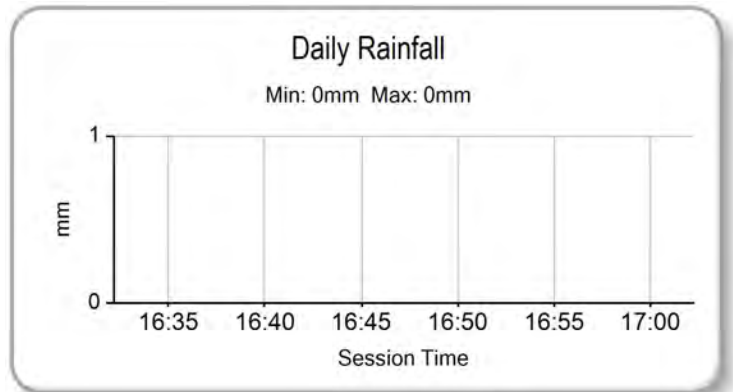
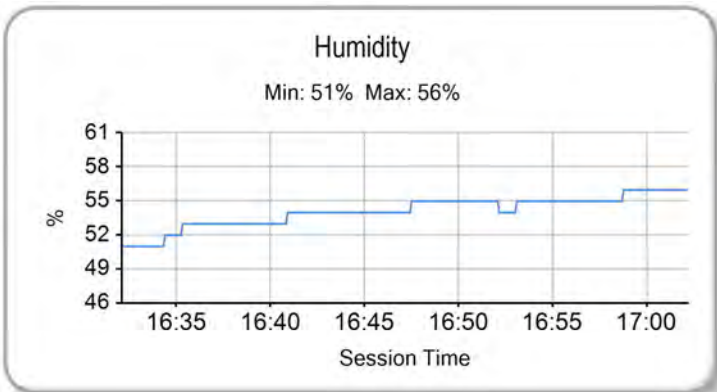
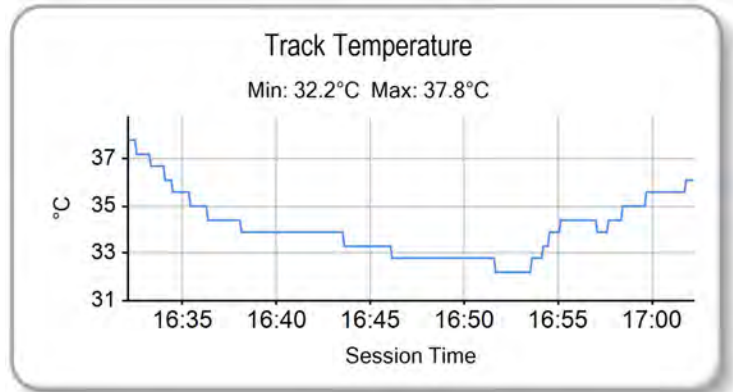
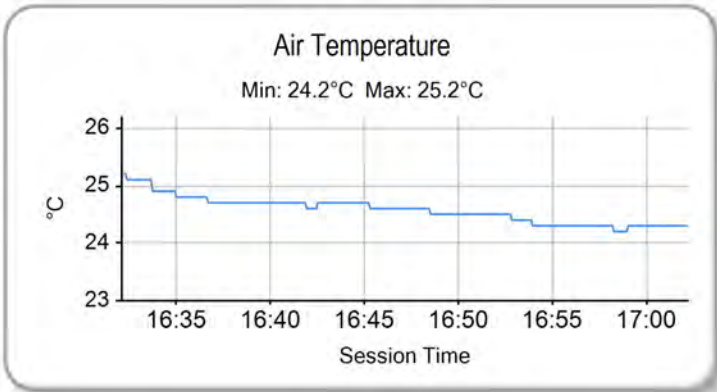
Printed - 17:05 Friday, 19 September 2014

MCRCB BULLETIN TK062

2014 MCE British Superbike Championship - Round 10

2014 Motul British Motostar Championship

QUALIFYING 1 - WEATHER CONDITIONS



Weather / Track : Bright / Dry

Results can be found at www.tsl-timing.com

Assen
Circuit Length = 2.8222 miles
Start: 16:35 Flag 17:00 End: 17:02

Printed - 17:05 Friday, 19 September 2014



POS	NO	CL	PIC NAME	ENTRY	FIRST		SECOND		GAP	DIFF
					TIME	LAPS	TIME	LAPS		
1	80	M3	1 Bo BENDSNEYDER	FTR Honda - Dutch Racing Team	1:45.599	13	1:45.135	12		
2	1	M3	2 Thomas VAN LEEUWEN	KTM - 71Workx.com Racing	1:46.024	14	1:46.103	6	0.889	0.889
3	28		1 Bradley RAY	EE125 - FAB-Racing	1:46.414	13		5	1.279	0.390
4	66	M3	3 Joe IRVING	KTM - Redline KTM	1:46.448	11	1:46.428	11	1.293	0.014
5	61	M3	4 Ernst DUBBINK	Honda - Ernst Dubbink Racing	1:46.771	13	1:46.529	13	1.394	0.101
6	45	M3	5 Olly SIMPSON	KTM - Olly Simpson Racing	1:46.824	13	1:46.992	14	1.689	0.295
7	34	M3	6 Jordan WEAVING	KTM - Jordan Racing / Burkert	1:49.076	13	1:47.528	11	2.393	0.704
8	26	M3	7 Jorel BOERBOOM	Honda - RV Racing	1:48.260	14	1:47.671	14	2.536	0.143
9	6		2 Taz TAYLOR	Luyten Honda - FPW Racing / Hookless Holidays	1:48.782	14	1:48.283	11	3.148	0.612
10	12		3 Edward RENDELL	Honda - Banks Racing	1:48.331	12	1:51.940	2	3.196	0.048
11	36	M3	8 Jayson URIBE	Honda - FPW Racing / RSR	1:48.643	14	1:48.479	14	3.344	0.148
12	86	M3	9 Charlie NESBITT	Repli-Cast - Repli-Cast UK	1:49.246	14	1:48.830	14	3.695	0.351
13	142	M3	10 Brian SLOOTEN	Honda - Bakker Frames Holland	1:48.954	14	1:50.440	5	3.819	0.124
14	64	M3	11 Asher DURHAM	Honda - Cresswell Racing / Momentum Recruitment	1:50.445	14	1:49.139	14	4.004	0.185
15	72		4 Alex PERSSON	Honda - PWR / Nordgren Racing	1:51.232	12	1:49.152	13	4.017	0.013
16	43		5 Arnie SHELTON	Honda - e3 Motorsport with Shelton Racing	1:51.249	12	1:49.364	13	4.229	0.212
17	65		6 Josh OWENS	Honda - RCD Motorsport	1:50.868	14	1:49.860	13	4.725	0.496
18	25	M3	12 Mike BROUWERS	Honda - Joma / Brouwers Racing Team	1:51.346	14	1:50.121	14	4.986	0.261
19	136	M3	13 Sander KROEZE	Honda -	1:51.954	11	1:50.178	12	5.043	0.057
20	70	M3	14 Felix NASSI	Honda - FX Taki Racing	1:50.242	14	1:50.242	11	5.107	0.064
21	32		7 Martin SVENSSON	Honda - Nordgren Racing	1:52.076	13	1:50.573	14	5.438	0.331
22	42	M3	15 James HOBSON	KTM - Two 4 Motorsport with RS Racing	1:51.217	13	1:50.729	12	5.594	0.156
23	88		8 Wesley JONKER	Honda -	1:50.966	14	1:51.025	13	5.831	0.237
24	79	M3	16 Chris TAYLOR	Honda - Elevator Saddles & Bridles	1:51.496	14	1:51.101	13	5.966	0.135
25	127		9 Georgina POLDEN	Honda - RS Racing	1:52.003	13	1:51.349	12	6.214	0.248
26	19		10 Kai JOHNSON	Aprilia - Kinpac Racing	1:52.902	13	1:51.407	14	6.272	0.058
27	35		11 Elliot LODGE	Honda - SP125 / Spike Racing	1:51.908	14	1:51.481	13	6.346	0.074
28	29	M3	17 Sven GREVINK	Honda -	1:51.550	12	1:51.786	12	6.415	0.069
29	13	M3	18 Sam BURMAN	Honda - WNT / Burman Racing	1:53.745	14	1:51.888	13	6.753	0.338
30	74	M3	19 Joe THOMPSON	Repli-Cast - Repli-Cast UK	1:52.458	13	1:52.057	14	6.922	0.169
31	124		12 Tasia RODINK	Honda - Promemo Racing	1:54.916	5	1:52.151	9	7.016	0.094
32	47		13 Jake ARCHER	Honda - Jake Archer Racing	1:53.387	13	1:52.742	14	7.607	0.591
33	114		14 Dennis WILJE	Aprilia -	1:54.485	11	1:52.837	11	7.702	0.095
34	27	M3	20 Cat GREEN	Honda - Redline Racing	1:54.274	13	1:53.042	13	7.907	0.205
35	54		15 Walid SOPPE	Honda -	1:54.718	13	1:53.221	6	8.086	0.179
36	99		16 Miguel CORREIA-LOURENCO	Honda - Racing Team Noord Nederland	1:54.990	13	1:53.748	12	8.613	0.527
37	90		17 Greg GREENWOOD	Luyten Honda - FPW Racing	1:54.921	12	1:53.755	12	8.620	0.007
38	46	M3	21 Jonathan HANSEN	Honda - Jonathan Racing	1:55.794	6	1:53.785	12	8.650	0.030
39	84		18 Daniel HERMANSSON	TSR Luyten - FPW Racing	1:54.076	12	1:53.975	10	8.840	0.190
40	93	M3	22 William SVARD	Honda - Nordgren Racing	1:57.295	9	1:54.879	11	9.744	0.904
41	3		19 Steve LAWTON	KTM - Century 21 / Cresswell Racing	1:58.125	11	1:56.639	10	11.504	1.760
42	226	M3	23 Johanna INNERFORS	Honda -	1:58.638	12	1:56.653	13	11.518	0.014
43	4		20 Louis VALLELEY	KTM - Century 21 / Cresswell Racing	1:57.915	13	1:56.691	12	11.556	0.038
44	7		21 Jamie ASHBY	Honda - JPA Racing / SP125	1:57.299	13		1	12.164	0.608
45	39		22 Scout FLETCHER	Honda - Team BSP Honda	1:57.793	10	2:01.236	4	12.658	0.494
46	100		23 Stephen CAMPBELL	Honda - Campbell Racing	2:01.012	11	2:02.011	11	15.877	3.219

Assen

Circuit Length = 2.8222 miles

Start: 12:10 Flag 12:35 End: 12:38

Weather / Track : Bright / Dry

These results are provisional until the conclusion of any judicial and technical matters.

Race Director :	Stewards :	Timekeeper :

Results can be found at www.britishsuperbike.com

Printed - 12:40 Saturday, 20 September 2014





POS	NO	CL	PIC NAME	ENTRY	TIME	ON	LAPS	GAP	DIFF	MPH
1	80	M3	1 Bo BENDSNEYDER	FTR Honda - Dutch Racing Team	1:45.135	6	12			96.63
2	1	M3	2 Thomas VAN LEEUWEN	KTM - 71Workx.com Racing	1:46.103	3	6	0.968	0.968	95.75
3	66	M3	3 Joe IRVING	KTM - Redline KTM	1:46.428	3	11	1.293	0.325	95.46
4	61	M3	4 Ernst DUBBINK	Honda - Ernst Dubbink Racing	1:46.529	12	13	1.394	0.101	95.37
5	45	M3	5 Oilly SIMPSON	KTM - Oilly Simpson Racing	1:46.992	14	14	1.857	0.463	94.96
6	34	M3	6 Jordan WEAVING	KTM - Jordan Racing / Burkert	1:47.528	5	11	2.393	0.536	94.48
7	26	M3	7 Jorel BOERBOOM	Honda - RV Racing	1:47.671	12	14	2.536	0.143	94.36
8	6		1 Taz TAYLOR	Luyten Honda - FPW Racing / Hookless Holidays	1:48.283	9	11	3.148	0.612	93.82
9	36	M3	8 Jayson URIBE	Honda - FPW Racing / RSR	1:48.479	9	14	3.344	0.196	93.66
10	86	M3	9 Charlie NESBITT	Repli-Cast - Repli-Cast UK	1:48.830	14	14	3.695	0.351	93.35
11	64	M3	10 Asher DURHAM	Honda - Cresswell Racing / Momentum Recruitment	1:49.139	3	14	4.004	0.309	93.09
12	72		2 Alex PERSSON	Honda - PWR / Nordgren Racing	1:49.152	11	13	4.017	0.013	93.08
13	43		3 Arnie SHELTON	Honda - e3 Motorsport with Shelton Racing	1:49.364	13	13	4.229	0.212	92.90
14	65		4 Josh OWENS	Honda - RCD Motorsport	1:49.860	13	13	4.725	0.496	92.48
15	25	M3	11 Mike BROUWERS	Honda - Joma / Brouwers Racing Team	1:50.121	4	14	4.986	0.261	92.26
16	136	M3	12 Sander KROEZE	Honda -	1:50.178	12	12	5.043	0.057	92.21
17	70	M3	13 Felix NASSI	Honda - FX Taki Racing	1:50.242	10	11	5.107	0.064	92.16
18	142	M3	14 Brian SLOOTEN	Honda - Bakker Frames Holland	1:50.440	4	5	5.305	0.198	91.99
19	32		5 Martin SVENSSON	Honda - Nordgren Racing	1:50.573	10	14	5.438	0.133	91.88
20	42	M3	15 James HOBSON	KTM - Two 4 Motorsport with RS Racing	1:50.729	7	12	5.594	0.156	91.75
21	88		6 Wesley JONKER	Honda -	1:51.025	13	13	5.890	0.296	91.51
22	79	M3	16 Chris TAYLOR	Honda - Elevator Saddles & Bridles	1:51.101	10	13	5.966	0.076	91.44
23	127		7 Georgina POLDEN	Honda - RS Racing	1:51.349	9	12	6.214	0.248	91.24
24	19		8 Kai JOHNSON	Aprilia - Kinpac Racing	1:51.407	12	14	6.272	0.058	91.19
25	35		9 Elliot LODGE	Honda - SP125 / Spike Racing	1:51.481	13	13	6.346	0.074	91.13
26	29	M3	17 Sven GREVINK	Honda -	1:51.786	11	12	6.651	0.305	90.88
27	13	M3	18 Sam BURMAN	Honda - WNT / Burman Racing	1:51.888	13	13	6.753	0.102	90.80
28	12		10 Edward RENDELL	Honda - Banks Racing	1:51.940	2	2	6.805	0.052	90.76
29	74	M3	19 Joe THOMPSON	Repli-Cast - Repli-Cast UK	1:52.057	9	14	6.922	0.117	90.66
30	124		11 Tasia RODINK	Honda - Promemo Racing	1:52.151	4	9	7.016	0.094	90.59
31	47		12 Jake ARCHER	Honda - Jake Archer Racing	1:52.742	11	14	7.607	0.591	90.11
32	114		13 Dennis WILJE	Aprilia -	1:52.837	4	11	7.702	0.095	90.04
33	27	M3	20 Cat GREEN	Honda - Redline Racing	1:53.042	13	13	7.907	0.205	89.87
34	54		14 Walid SOPPE	Honda -	1:53.221	5	6	8.086	0.179	89.73
35	99		15 Miguel CORREIA-LOURENCO	Honda - Racing Team Noord Nederland	1:53.748	5	12	8.613	0.527	89.32
36	90		16 Greg GREENWOOD	Luyten Honda - FPW Racing	1:53.755	9	12	8.620	0.007	89.31
37	46	M3	21 Jonathan HANSEN	Honda - Jonathan Racing	1:53.785	8	12	8.650	0.030	89.29
38	84		17 Daniel HERMANSSON	TSR Luyten - FPW Racing	1:53.975	4	10	8.840	0.190	89.14
39	93	M3	22 William SVARD	Honda - Nordgren Racing	1:54.879	7	11	9.744	0.904	88.44

QUALIFYING LAPTIME (110.0% of 1:45.135) = 1:55.648

40	3		18 Steve LAWTON	KTM - Century 21 / Cresswell Racing	1:56.639	9	10	11.504	1.760	87.10
41	226	M3	23 Johanna INNERFORS	Honda -	1:56.653	10	13	11.518	0.014	87.09
42	4		19 Louis VALLELEY	KTM - Century 21 / Cresswell Racing	1:56.691	3	12	11.556	0.038	87.06
43	39		20 Scout FLETCHER	Honda - Team BSP Honda	2:01.236	3	4	16.101	4.545	83.80
44	100		21 Stephen CAMPBELL	Honda - Campbell Racing	2:02.011	5	11	16.876	0.775	83.27
45	28		22 Bradley RAY	EE125 - FAB-Racing			5			
46	7		23 Jamie ASHBY	Honda - JPA Racing / SP125			1			

Assen

Circuit Length = 2.8222 miles

Start: 12:10 Flag 12:35 End: 12:38

Weather / Track : Bright / Dry

These results are provisional until the conclusion of any judicial and technical matters.

Race Director :	Stewards :	Timekeeper :

Results can be found at www.britishsuperbike.com

Printed - 12:38 Saturday, 20 September 2014



MCRCB BULLETIN TK095

2014 MCE British Superbike Championship - Round 10

2014 Motul British Motostar Championship

QUALIFYING 2 - SECTOR ANALYSIS

SECTOR 1 = FL to I1, SECTOR 2 = I1 to I2, SECTOR 3 = I2 to FL, DIFF = Difference To Personal Best Lap

P1		80 M3		Bo BENDSNEYDER		FTR Honda - Dutch Racing Team			
IDEAL LAP TIME : 1:44.969		BEST LAP TIME : 1:45.135		DIFFERENCE : 0.166					
LAP	SECTOR 1	SECTOR 2	SECTOR 3	LAP TIME	MPH	DIFF	TIME OF DAY		
1 -	OUTLAP	122.6	41.301	25.164	104.2				12:11:52.276
2 -	42.493	120.4	40.200	24.451	106.0	1:47.144	94.82	2.009	12:13:39.420
3 -	41.029	124.7	40.535	24.833	105.0	1:46.397	95.49	1.262	12:15:25.817
4 -	40.932	123.1	41.666	27.499	105.5	1:50.097	92.28	4.962	12:17:15.914
5 -	40.777	125.6	39.801	24.693	106.2	1:45.271 (2)	96.51	0.136	12:19:01.185
6 -	40.741	126.8	39.911	24.483	105.0	1:45.135 (1)	96.63		12:20:46.320
7 -	51.046	122.9	40.614	IN PIT		2:01.953 P	83.31	16.818	12:22:48.273
8 -	OUTLAP	123.8	40.719	24.901	105.2	5:47.457	29.24	4:02.322	12:28:35.730
9 -	41.019	124.5	39.991	24.682	104.7	1:45.692 (3)	96.12	0.557	12:30:21.422
10 -	40.975	124.7	40.440	24.519	105.7	1:45.934	95.91	0.799	12:32:07.356
11 -	41.727	125.4	40.247	24.427	105.7	1:46.401	95.48	1.266	12:33:53.757
12 -	41.310	126.8	40.234	24.959	103.8	1:46.503	95.39	1.368	12:35:40.260

P2		1 M3		Thomas VAN LEEUWEN		KTM - 71Workx.com Racing			
IDEAL LAP TIME : 1:46.029		BEST LAP TIME : 1:46.103		DIFFERENCE : 0.074					
LAP	SECTOR 1	SECTOR 2	SECTOR 3	LAP TIME	MPH	DIFF	TIME OF DAY		
1 -		124.2	42.177	25.304	103.8				12:11:51.411
2 -	43.010	111.4	40.980	24.501	106.0	1:48.491 (3)	93.64	2.388	12:13:39.902
3 -	41.351	126.8	40.214	24.538	105.2	1:46.103 (1)	95.75		12:15:26.005
4 -	41.336	126.3	41.144	IN PIT		1:53.663 P	89.38	7.560	12:17:19.668
5 -	OUTLAP	127.0	42.253	25.203	104.5	5:33.534	30.46	3:47.431	12:22:53.202
6 -	41.728	127.0	41.114	24.835	104.7	1:47.677 (2)	94.35	1.574	12:24:40.879

P3		66 M3		Joe IRVING		KTM - Redline KTM			
IDEAL LAP TIME : 1:45.797		BEST LAP TIME : 1:46.428		DIFFERENCE : 0.631					
LAP	SECTOR 1	SECTOR 2	SECTOR 3	LAP TIME	MPH	DIFF	TIME OF DAY		
1 -		127.5	41.839	24.906	106.5				12:11:52.569
2 -	41.727	126.6	40.351	24.715	104.2	1:46.793 (3)	95.13	0.365	12:13:39.362
3 -	41.137	125.4	40.524	24.767	103.0	1:46.428 (1)	95.46		12:15:25.790
4 -	42.065	129.5	40.924	25.520	104.7	1:48.509	93.63	2.081	12:17:14.299
5 -	41.564	123.5	40.788	25.184	105.2	1:47.536	94.48	1.108	12:19:01.835
6 -	41.142	129.3	40.934	IN PIT		1:54.052 P	89.08	7.624	12:20:55.887
7 -	OUTLAP	128.5	41.066	24.739	105.0	3:48.595	44.44	2:02.167	12:24:44.482
8 -	41.949	130.3	40.439	24.769	105.7	1:47.157	94.81	0.729	12:26:31.639
9 -	41.726	127.8	40.227	24.830	104.7	1:46.783 (2)	95.14	0.355	12:28:18.422
10 -	40.855	129.8	40.607	IN PIT		2:04.193 P	81.80	17.765	12:30:22.615
11 -	OUTLAP	89.4	43.984	26.786	93.9	5:31.797	30.62	3:45.369	12:35:54.412

P4		61 M3		Ernst DUBBINK		Honda - Ernst Dubbink Racing			
IDEAL LAP TIME : 1:46.412		BEST LAP TIME : 1:46.529		DIFFERENCE : 0.117					
LAP	SECTOR 1	SECTOR 2	SECTOR 3	LAP TIME	MPH	DIFF	TIME OF DAY		
1 -	OUTLAP	124.0	42.346	25.427	103.0				12:12:41.946
2 -	43.279	123.8	41.665	IN PIT		1:57.045 P	86.80	10.516	12:14:38.991
3 -	OUTLAP	124.7	41.778	25.321	105.0	2:34.960	65.56	48.431	12:17:13.951
4 -	41.680	124.7	40.791	24.735	105.5	1:47.206	94.77	0.677	12:19:01.157
5 -	41.545	126.1	40.623	24.798	105.2	1:46.966 (2)	94.98	0.437	12:20:48.123
6 -	42.644	121.3	41.908	24.841	104.7	1:49.393	92.87	2.864	12:22:37.516
7 -	44.963	112.9	43.096	IN PIT		1:57.408 P	86.53	10.879	12:24:34.924
8 -	OUTLAP	122.4	41.723	26.129	105.0	2:36.120	65.07	49.591	12:27:11.044
9 -	41.874	125.4	40.629	24.938	105.0	1:47.441	94.56	0.912	12:28:58.485
10 -	42.125	125.9	40.762	25.185	103.8	1:48.072	94.01	1.543	12:30:46.557
11 -	41.689	124.7	40.523	24.964	105.0	1:47.176	94.79	0.647	12:32:33.733
12 -	41.369	126.1	40.308	24.852	103.3	1:46.529 (1)	95.37		12:34:20.262
13 -	41.650	125.2	40.652	24.842	104.7	1:47.144 (3)	94.82	0.615	12:36:07.406

Weather / Track : Bright / Dry

Assen

Circuit Length = 2.8222 miles

Start: 12:10 Flag 12:35 End: 12:38

MCRCB BULLETIN TK095

2014 MCE British Superbike Championship - Round 10

2014 Motul British Motostar Championship

QUALIFYING 2 - SECTOR ANALYSIS

SECTOR 1 = FL to I1, SECTOR 2 = I1 to I2, SECTOR 3 = I2 to FL, DIFF = Difference To Personal Best Lap

P5		45 M3		Oilly SIMPSON		KTM - Oilly Simpson Racing			
IDEAL LAP TIME : 1:46.936		BEST LAP TIME : 1:46.992		DIFFERENCE : 0.056					
LAP	SECTOR 1	SECTOR 2	SECTOR 3	LAP TIME	MPH	DIFF	TIME OF DAY		
1 -	OUTLAP	123.8	41.987	25.830	101.2				12:12:24.514
2 -	42.545	123.3	41.138	25.310	101.6	1:48.993	93.21	2.001	12:14:13.507
3 -	42.301	123.3	40.882	24.979	103.0	1:48.162	93.93	1.170	12:16:01.669
4 -	42.398	125.9	41.060	24.984	102.1	1:48.442	93.69	1.450	12:17:50.111
5 -	41.842	124.7	41.193	25.060	101.6	1:48.095	93.99	1.103	12:19:38.206
6 -	41.900	124.0	40.651	25.901	102.1	1:48.452	93.68	1.460	12:21:26.658
7 -	41.610	126.3	41.879	25.296	101.9	1:48.785	93.39	1.793	12:23:15.443
8 -	41.556	126.8	40.424	25.074	101.9	1:47.054 (2)	94.90	0.062	12:25:02.497
9 -	41.677	123.3	40.629	25.320	101.9	1:47.626	94.40	0.634	12:26:50.123
10 -	41.645	125.2	40.679	25.131	101.4	1:47.455	94.55	0.463	12:28:37.578
11 -	41.550	124.2	40.593	24.979	102.1	1:47.122 (3)	94.84	0.130	12:30:24.700
12 -	43.891	116.5	41.341	25.081	102.1	1:50.313	92.10	3.321	12:32:15.013
13 -	41.552	124.7	41.232	25.035	102.6	1:47.819	94.23	0.827	12:34:02.832
14 -	41.592	124.2	40.438	24.962	102.8	1:46.992 (1)	94.96		12:35:49.824

P6		34 M3		Jordan WEAVING		KTM - Jordan Racing / Burkert			
IDEAL LAP TIME : 1:47.238		BEST LAP TIME : 1:47.528		DIFFERENCE : 0.290					
LAP	SECTOR 1	SECTOR 2	SECTOR 3	LAP TIME	MPH	DIFF	TIME OF DAY		
1 -		114.7	42.393	25.597	102.1				12:11:51.805
2 -	42.952	111.2	41.256	25.128	103.8	1:49.336	92.92	1.808	12:13:41.141
3 -	42.416	123.1	41.144	25.236	103.8	1:48.796 (3)	93.38	1.268	12:15:29.937
4 -	42.938	116.3	41.297	25.303	104.7	1:49.538	92.75	2.010	12:17:19.475
5 -	41.762	126.3	40.769	24.997	104.0	1:47.528 (1)	94.48		12:19:07.003
6 -	44.799	123.1	40.952	25.136	103.8	1:50.887	91.62	3.359	12:20:57.890
7 -	42.976	123.8	40.842	25.132	103.8	1:48.950	93.25	1.422	12:22:46.840
8 -	45.058	104.6	44.137	25.543	105.0	1:54.738	88.55	7.210	12:24:41.578
9 -	41.960	126.8	40.538	25.325	101.9	1:47.823 (2)	94.23	0.295	12:26:29.401
10 -	44.332	123.3	40.615	25.287	103.5	1:50.234	92.16	2.706	12:28:19.635
11 -	44.887	117.5	41.650	25.774	103.3	1:52.311	90.46	4.783	12:30:11.946

P7		26 M3		Jorel BOERBOOM		Honda - RV Racing			
IDEAL LAP TIME : 1:47.444		BEST LAP TIME : 1:47.671		DIFFERENCE : 0.227					
LAP	SECTOR 1	SECTOR 2	SECTOR 3	LAP TIME	MPH	DIFF	TIME OF DAY		
1 -		122.6	42.545	25.266	103.5				12:11:54.434
2 -	42.215	123.3	41.130	25.047	104.2	1:48.392	93.73	0.721	12:13:42.826
3 -	42.102	124.2	40.935	24.977	105.0	1:48.014 (3)	94.06	0.343	12:15:30.840
4 -	41.850	123.5	41.166	25.026	103.8	1:48.042	94.03	0.371	12:17:18.882
5 -	42.001	122.4	40.895	25.464	104.7	1:48.360	93.76	0.689	12:19:07.242
6 -	43.535	122.9	41.031	25.137	105.0	1:49.703	92.61	2.032	12:20:56.945
7 -	41.892	123.5	40.954	25.034	103.0	1:47.880 (2)	94.18	0.209	12:22:44.825
8 -	48.253	110.3	42.907	25.354	105.0	1:56.514	87.20	8.843	12:24:41.339
9 -	41.981	124.2	41.008	25.227	103.8	1:48.216	93.88	0.545	12:26:29.555
10 -	45.039	122.4	40.812	24.986	104.7	1:50.837	91.66	3.166	12:28:20.392
11 -	44.293	117.5	41.811	25.816	105.2	1:51.920	90.78	4.249	12:30:12.312
12 -	41.774	125.4	40.693	25.204	101.6	1:47.671 (1)	94.36		12:31:59.983
13 -	43.216	117.1	42.281	25.816	100.3	1:51.313	91.27	3.642	12:33:51.296
14 -	42.059	124.0	41.138	25.069	103.5	1:48.266	93.84	0.595	12:35:39.562

P8		6		Taz TAYLOR		Luyten Honda - FPW Racing / Hookless Holidays			
IDEAL LAP TIME : 1:47.956		BEST LAP TIME : 1:48.283		DIFFERENCE : 0.327					
LAP	SECTOR 1	SECTOR 2	SECTOR 3	LAP TIME	MPH	DIFF	TIME OF DAY		
1 -		103.4	46.089	29.745	93.4				12:12:03.720
2 -	52.082	108.4	43.178	26.006	103.5	2:01.266	83.78	12.983	12:14:04.986
3 -	43.403	120.6	42.548	25.758	102.3	1:51.709	90.95	3.426	12:15:56.695
4 -	42.077	121.7	42.030	25.396	102.3	1:49.503	92.78	1.220	12:17:46.198
5 -	42.240	121.3	41.179	25.147	102.6	1:48.566 (3)	93.58	0.283	12:19:34.764
6 -	43.332	123.1	43.659	IN PIT		1:58.797 P	85.52	10.514	12:21:33.561

Weather / Track : Bright / Dry

Assen

Circuit Length = 2.8222 miles

Start: 12:10 Flag 12:35 End: 12:38

MCRCB BULLETIN TK095

2014 MCE British Superbike Championship - Round 10

2014 Motul British Motostar Championship

QUALIFYING 2 - SECTOR ANALYSIS

SECTOR 1 = FL to I1, SECTOR 2 = I1 to I2, SECTOR 3 = I2 to FL, DIFF = Difference To Personal Best Lap

7 -	OUTLAP	117.1	41.636	25.769	100.5	6:48.791	24.85	5:00.508	12:28:22.532
8 -	42.846	119.1	41.713	25.755	101.9	1:50.314	92.10	2.031	12:30:12.666
9 -	42.063	122.4	40.746	25.474	101.2	1:48.283 (1)	93.82		12:32:00.949
10 -	42.125	121.3	41.196	25.169	102.3	1:48.490 (2)	93.65	0.207	12:33:49.439
11 -	44.159	114.3	41.366	25.301	100.9	1:50.826	91.67	2.543	12:35:40.265

P9 36 M3 Jayson URIBE		Honda - FPW Racing / RSR							
IDEAL LAP TIME : 1:48.036		BEST LAP TIME : 1:48.479		DIFFERENCE : 0.443					
LAP	SECTOR 1	SECTOR 2	SECTOR 3	LAP TIME	MPH	DIFF	TIME OF DAY		
1 -		120.6	42.064	25.603	102.8				12:11:52.532
2 -	42.650	124.9	41.327	25.048	103.5	1:49.025	93.19	0.546	12:13:41.557
3 -	42.264	122.9	41.108	25.170	104.0	1:48.542 (2)	93.60	0.063	12:15:30.099
4 -	42.213	122.6	41.485	25.074	101.4	1:48.772	93.40	0.293	12:17:18.871
5 -	42.186	124.5	41.317	25.066	103.8	1:48.569 (3)	93.58	0.090	12:19:07.440
6 -	42.071	121.5	41.311	25.932	100.5	1:49.314	92.94	0.835	12:20:56.754
7 -	42.595	123.3	41.068	25.025	102.3	1:48.688	93.48	0.209	12:22:45.442
8 -	42.195	122.2	41.263	25.299	101.9	1:48.757	93.42	0.278	12:24:34.199
9 -	42.135	122.4	40.940	25.404	101.4	1:48.479 (1)	93.66		12:26:22.678
10 -	42.189	122.6	41.374	25.413	102.1	1:48.976	93.23	0.497	12:28:11.654
11 -	48.596	112.4	46.609	25.908	103.3	2:01.113	83.88	12.634	12:30:12.767
12 -	42.315	124.7	41.239	25.472	100.3	1:49.026	93.19	0.547	12:32:01.793
13 -	42.260	123.5	41.789	25.462	101.6	1:49.511	92.77	1.032	12:33:51.304
14 -	42.279	124.2	41.138	25.246	101.4	1:48.663	93.50	0.184	12:35:39.967

P10 86 M3 Charlie NESBITT		Repli-Cast - Repli-Cast UK							
IDEAL LAP TIME : 1:48.661		BEST LAP TIME : 1:48.830		DIFFERENCE : 0.169					
LAP	SECTOR 1	SECTOR 2	SECTOR 3	LAP TIME	MPH	DIFF	TIME OF DAY		
1 -	OUTLAP	119.1	44.114	26.226	99.1				12:12:01.034
2 -	43.410	119.4	43.501	25.936	98.7	1:52.847	90.03	4.017	12:13:53.881
3 -	42.711	123.5	41.868	25.395	100.5	1:49.974 (3)	92.38	1.144	12:15:43.855
4 -	42.633	121.3	42.646	26.128	100.0	1:51.407	91.19	2.577	12:17:35.262
5 -	49.335	83.3	45.062	25.928	100.3	2:00.325	84.43	11.495	12:19:35.587
6 -	42.858	122.4	42.285	25.849	100.5	1:50.992	91.53	2.162	12:21:26.579
7 -	42.659	121.7	42.576	26.061	101.2	1:51.296	91.28	2.466	12:23:17.875
8 -	43.363	120.6	41.909	25.732	100.9	1:51.004	91.52	2.174	12:25:08.879
9 -	43.114	120.4	41.723	25.842	99.1	1:50.679	91.79	1.849	12:26:59.558
10 -	42.781	120.6	41.525	26.102	101.6	1:50.408	92.02	1.578	12:28:49.966
11 -	43.014	120.0	41.607	25.803	99.6	1:50.424	92.01	1.594	12:30:40.390
12 -	42.798	120.4	41.429	26.034	100.7	1:50.261	92.14	1.431	12:32:30.651
13 -	42.762	120.0	41.571	25.438	102.3	1:49.771 (2)	92.55	0.941	12:34:20.422
14 -	42.097	120.9	41.169	25.564	100.7	1:48.830 (1)	93.35		12:36:09.252

P11 64 M3 Asher DURHAM		Honda - Cresswell Racing / Momentum Recruitment							
IDEAL LAP TIME : 1:48.755		BEST LAP TIME : 1:49.139		DIFFERENCE : 0.384					
LAP	SECTOR 1	SECTOR 2	SECTOR 3	LAP TIME	MPH	DIFF	TIME OF DAY		
1 -		119.4	42.522	25.777	101.9				12:11:52.276
2 -	42.891	121.7	41.573	25.449	100.9	1:49.913	92.43	0.774	12:13:42.189
3 -	42.426	123.5	41.141	25.572	102.3	1:49.139 (1)	93.09		12:15:31.328
4 -	42.503	124.0	41.369	25.476	102.1	1:49.348	92.91	0.209	12:17:20.676
5 -	42.540	123.5	41.413	25.582	102.1	1:49.535	92.75	0.396	12:19:10.211
6 -	43.849	121.5	42.453	25.811	100.9	1:52.113	90.62	2.974	12:21:02.324
7 -	43.135	123.3	41.810	25.763	100.9	1:50.708	91.77	1.569	12:22:53.032
8 -	42.623	124.7	41.536	25.602	101.9	1:49.761	92.56	0.622	12:24:42.793
9 -	43.264	123.1	41.459	25.600	100.9	1:50.323	92.09	1.184	12:26:33.116
10 -	42.709	124.2	41.268	25.665	102.6	1:49.642	92.66	0.503	12:28:22.758
11 -	42.972	125.6	42.287	25.659	100.9	1:50.918	91.60	1.779	12:30:13.676
12 -	42.440	126.3	41.321	25.535	101.4	1:49.296 (3)	92.96	0.157	12:32:02.972
13 -	42.187	127.3	41.257	25.697	101.2	1:49.141 (2)	93.09	0.002	12:33:52.113
14 -	42.216	125.4	41.682	25.427	100.9	1:49.325	92.93	0.186	12:35:41.438

Weather / Track : Bright / Dry

Assen

Circuit Length = 2.8222 miles

Start: 12:10 Flag 12:35 End: 12:38

MCRCB BULLETIN TK095

2014 MCE British Superbike Championship - Round 10

2014 Motul British Motostar Championship

QUALIFYING 2 - SECTOR ANALYSIS

SECTOR 1 = FL to I1, SECTOR 2 = I1 to I2, SECTOR 3 = I2 to FL, DIFF = Difference To Personal Best Lap

P12 72		Alex PERSSON		Honda - PWR / Nordgren Racing						
IDEAL LAP TIME : 1:48.986		BEST LAP TIME : 1:49.152		DIFFERENCE : 0.166						
LAP	SECTOR 1	SECTOR 2	SECTOR 3	LAP TIME	MPH	DIFF	TIME OF DAY			
1 -	OUTLAP	121.3	44.557	26.315	103.8		12:12:01.212			
2 -	43.380	122.9	43.809	25.993	104.2	1:53.182	89.76	4.030	12:13:54.394	
3 -	42.784	122.2	42.089	25.510	103.8	1:50.383	92.04	1.231	12:15:44.777	
4 -	42.595	122.6	42.488	25.737	104.0	1:50.820	91.68	1.668	12:17:35.597	
5 -	44.568	120.2	42.206	25.760	103.0	1:52.534	90.28	3.382	12:19:28.131	
6 -	42.735	120.6	41.937	25.711	103.0	1:50.383	92.04	1.231	12:21:18.514	
7 -	42.861	120.9	41.818	25.686	102.8	1:50.365	92.05	1.213	12:23:08.879	
8 -	44.858	113.9	42.344	IN PIT		1:59.765	P	84.83	10.613	12:25:08.644
9 -	OUTLAP	121.1	42.159	25.922	104.7	4:01.477	42.07	2:12.325	12:29:10.121	
10 -	42.835	122.2	41.501	25.584	103.5	1:49.920	(3)	92.43	0.768	12:31:00.041
11 -	42.445	122.2	41.237	25.470	104.2	1:49.152	(1)	93.08		12:32:49.193
12 -	42.473	122.2	41.723	25.932	104.2	1:50.128		92.25	0.976	12:34:39.321
13 -	42.298	123.5	41.785	25.451	104.2	1:49.534	(2)	92.75	0.382	12:36:28.855

P13 43		Arnie SHELTON		Honda - e3 Motorsport with Shelton Racing						
IDEAL LAP TIME : 1:49.333		BEST LAP TIME : 1:49.364		DIFFERENCE : 0.031						
LAP	SECTOR 1	SECTOR 2	SECTOR 3	LAP TIME	MPH	DIFF	TIME OF DAY			
1 -	OUTLAP	115.1	45.636	26.369	97.4		12:13:02.375			
2 -	44.767	117.9	42.320	25.832	99.4	1:52.919	89.97	3.555	12:14:55.294	
3 -	43.051	122.6	43.812	26.073	96.8	1:52.936	89.96	3.572	12:16:48.230	
4 -	49.683	98.8	43.589	25.967	98.5	1:59.239	85.20	9.875	12:18:47.469	
5 -	42.774	118.3	41.815	25.833	99.4	1:50.422	92.01	1.058	12:20:37.891	
6 -	42.677	119.4	41.714	25.897	98.5	1:50.288	92.12	0.924	12:22:28.179	
7 -	46.164	109.1	42.242	25.978	100.0	1:54.384	88.82	5.020	12:24:22.563	
8 -	42.881	119.6	42.044	25.897	100.0	1:50.822	91.68	1.458	12:26:13.385	
9 -	42.582	118.3	42.372	26.103	99.1	1:51.057	91.48	1.693	12:28:04.442	
10 -	42.632	117.7	41.367	25.831	97.2	1:49.830	(3)	92.50	0.466	12:29:54.272
11 -	42.433	119.1	42.097	25.866	98.5	1:50.396		92.03	1.032	12:31:44.668
12 -	42.530	118.1	41.406	25.846	98.9	1:49.782	(2)	92.54	0.418	12:33:34.450
13 -	42.464	118.7	41.095	25.805	98.9	1:49.364	(1)	92.90		12:35:23.814

P14 65		Josh OWENS		Honda - RCD Motorsport						
IDEAL LAP TIME : 1:49.860		BEST LAP TIME : 1:49.860		DIFFERENCE : 0.000						
LAP	SECTOR 1	SECTOR 2	SECTOR 3	LAP TIME	MPH	DIFF	TIME OF DAY			
1 -	OUTLAP	115.9	44.090	27.551	99.4		12:12:25.166			
2 -	43.799	117.7	42.484	26.309	100.0	1:52.592	90.23	2.732	12:14:17.758	
3 -	43.817	116.7	44.393	26.340	99.4	1:54.550	88.69	4.690	12:16:12.308	
4 -	43.566	116.1	42.346	26.066	98.5	1:51.978	90.73	2.118	12:18:04.286	
5 -	43.650	116.3	42.336	25.963	99.1	1:51.949	90.75	2.089	12:19:56.235	
6 -	43.542	116.9	42.197	26.107	99.6	1:51.846	90.84	1.986	12:21:48.081	
7 -	43.608	116.9	42.146	25.741	99.4	1:51.495	(3)	91.12	1.635	12:23:39.576
8 -	43.983	120.4	42.881	26.403	101.2	1:53.267	89.70	3.407	12:25:32.843	
9 -	48.091	69.8	1:08.718	36.098	99.4	2:32.907	66.44	43.047	12:28:05.750	
10 -	43.630	119.6	42.230	26.277	99.8	1:52.137	90.60	2.277	12:29:57.887	
11 -	46.611	85.0	49.686	27.832	98.9	2:04.129	81.85	14.269	12:32:02.016	
12 -	43.121	119.4	41.804	25.600	100.9	1:50.525	(2)	91.92	0.665	12:33:52.541
13 -	42.831	119.1	41.511	25.518	100.3	1:49.860	(1)	92.48		12:35:42.401

P15 25 M3		Mike BROUWERS		Honda - Joma / Brouwers Racing Team						
IDEAL LAP TIME : 1:50.121		BEST LAP TIME : 1:50.121		DIFFERENCE : 0.000						
LAP	SECTOR 1	SECTOR 2	SECTOR 3	LAP TIME	MPH	DIFF	TIME OF DAY			
1 -	OUTLAP	118.1	44.259	25.835	101.2		12:12:33.295			
2 -	44.012	118.3	42.194	25.537	101.6	1:51.743	90.92	1.622	12:14:25.038	
3 -	43.331	118.7	41.883	25.507	100.9	1:50.721	91.76	0.600	12:16:15.759	
4 -	43.012	118.7	41.804	25.305	101.4	1:50.121	(1)	92.26		12:18:05.880
5 -	44.937	109.2	44.307	25.593	101.2	1:54.837	88.47	4.716	12:20:00.717	
6 -	47.083	118.1	45.576	28.189	101.4	2:00.848	84.07	10.727	12:22:01.565	

Assen

Circuit Length = 2.8222 miles

Start: 12:10 Flag 12:35 End: 12:38

Weather / Track : Bright / Dry

MCRCB BULLETIN TK095

2014 MCE British Superbike Championship - Round 10

2014 Motul British Motostar Championship

QUALIFYING 2 - SECTOR ANALYSIS

SECTOR 1 = FL to I1, SECTOR 2 = I1 to I2, SECTOR 3 = I2 to FL, DIFF = Difference To Personal Best Lap

7 -	43.437	119.1	41.970	25.570	100.9	1:50.977	91.55	0.856	12:23:52.542
8 -	43.412	119.1	42.198	25.658	100.5	1:51.268	91.31	1.147	12:25:43.810
9 -	45.769	107.5	42.916	26.130	100.9	1:54.815	88.49	4.694	12:27:38.625
10 -	43.102	118.9	41.839	25.618	100.7	1:50.559 (3)	91.89	0.438	12:29:29.184
11 -	43.133	118.9	41.916	25.486	101.4	1:50.535 (2)	91.91	0.414	12:31:19.719
12 -	43.313	121.3	41.830	25.558	101.2	1:50.701	91.78	0.580	12:33:10.420
13 -	43.051	120.0	42.121	25.702	101.4	1:50.874	91.63	0.753	12:35:01.294
14 -	43.032	119.1	41.953	25.709	101.9	1:50.694	91.78	0.573	12:36:51.988

P16 136 M3 Sander KROEZE		Honda -								
IDEAL LAP TIME : 1:50.056		BEST LAP TIME : 1:50.178		DIFFERENCE : 0.122						
LAP	SECTOR 1	SECTOR 2	SECTOR 3	LAP TIME	MPH	DIFF	TIME OF DAY			
1 -	OUTLAP	96.5	50.961	IN PIT				P	12:12:46.923	
2 -	OUTLAP	122.0	42.443	25.723	104.2	2:41.001	63.10	50.823	12:15:27.924	
3 -	43.266	122.0	42.471	25.650	104.0	1:51.387	91.21	1.209	12:17:19.311	
4 -	42.749	123.5	41.765	25.860	103.5	1:50.374 (2)	92.05	0.196	12:19:09.685	
5 -	42.959	123.3	41.727	25.748	104.2	1:50.434 (3)	92.00	0.256	12:21:00.119	
6 -	43.241	123.1	41.912	25.701	103.8	1:50.854	91.65	0.676	12:22:50.973	
7 -	42.908	114.5	42.590	26.023	104.2	1:51.521	91.10	1.343	12:24:42.494	
8 -	43.701	123.3	41.953	IN PIT		2:01.573	P	83.57	11.395	12:26:44.067
9 -	OUTLAP	119.6	42.992	26.151	103.5	3:30.244	48.32	1:40.066	12:30:14.311	
10 -	42.679	122.0	42.876	26.393	103.0	1:51.948	90.75	1.770	12:32:06.259	
11 -	42.885	122.4	41.972	26.042	104.0	1:50.899	91.61	0.721	12:33:57.158	
12 -	42.713	122.0	41.779	25.686	104.2	1:50.178 (1)	92.21		12:35:47.336	

P17 70 M3 Felix NASSI		Honda - FX Taki Racing								
IDEAL LAP TIME : 1:49.975		BEST LAP TIME : 1:50.242		DIFFERENCE : 0.267						
LAP	SECTOR 1	SECTOR 2	SECTOR 3	LAP TIME	MPH	DIFF	TIME OF DAY			
1 -	OUTLAP	116.3	44.165	26.646	99.4				12:13:22.492	
2 -	43.306	117.7	42.543	26.053	101.9	1:51.902	90.79	1.660	12:15:14.394	
3 -	42.736	117.9	42.170	25.863	102.1	1:50.769	91.72	0.527	12:17:05.163	
4 -	42.863	118.1	42.847	IN PIT		1:58.301	P	85.88	8.059	12:19:03.464
5 -	OUTLAP	117.3	42.692	26.221	100.9	5:05.237	33.28	3:14.995	12:24:08.701	
6 -	42.680	118.7	42.108	25.930	101.4	1:50.718	91.76	0.476	12:25:59.419	
7 -	42.622	118.3	42.109	25.984	101.4	1:50.715	91.76	0.473	12:27:50.134	
8 -	42.508	119.1	41.926	25.981	101.2	1:50.415 (2)	92.01	0.173	12:29:40.549	
9 -	42.750	118.3	41.804	26.131	100.3	1:50.685	91.79	0.443	12:31:31.234	
10 -	42.544	118.3	41.803	25.895	100.5	1:50.242 (1)	92.16		12:33:21.476	
11 -	42.373	117.9	41.739	26.568	100.5	1:50.680 (3)	91.79	0.438	12:35:12.156	

P18 142 M3 Brian SLOOTEN		Honda - Bakker Frames Holland							
IDEAL LAP TIME : 1:50.050		BEST LAP TIME : 1:50.440		DIFFERENCE : 0.390					
LAP	SECTOR 1	SECTOR 2	SECTOR 3	LAP TIME	MPH	DIFF	TIME OF DAY		
1 -	OUTLAP	118.5	43.537	26.511	98.7				12:12:22.013
2 -	43.485	119.6	42.214	26.097	100.5	1:51.796	90.88	1.356	12:14:13.809
3 -	42.928	121.1	42.072	25.633	100.0	1:50.633 (2)	91.83	0.193	12:16:04.442
4 -	43.318	120.2	41.722	25.400	99.6	1:50.440 (1)	91.99		12:17:54.882
5 -	43.100	120.0	42.151	26.448	87.5	1:51.699 (3)	90.96	1.259	12:19:46.581

P19 32 Martin SVENSSON		Honda - Nordgren Racing							
IDEAL LAP TIME : 1:50.573		BEST LAP TIME : 1:50.573		DIFFERENCE : 0.000					
LAP	SECTOR 1	SECTOR 2	SECTOR 3	LAP TIME	MPH	DIFF	TIME OF DAY		
1 -	OUTLAP	121.1	45.819	27.829	96.6				12:12:06.429
2 -	45.705	122.4	44.744	26.825	100.7	1:57.274	86.63	6.701	12:14:03.703
3 -	44.761	120.6	44.337	26.377	98.3	1:55.475	87.98	4.902	12:15:59.178
4 -	43.775	120.9	42.566	25.846	99.6	1:52.187	90.56	1.614	12:17:51.365
5 -	43.744	119.6	42.358	26.043	99.6	1:52.145	90.59	1.572	12:19:43.510
6 -	43.697	121.1	41.790	25.876	98.3	1:51.363	91.23	0.790	12:21:34.873
7 -	45.886	120.0	42.826	25.994	99.1	1:54.706	88.57	4.133	12:23:29.579
8 -	43.500	121.5	42.668	26.064	99.8	1:52.232	90.52	1.659	12:25:21.811

Assen

Circuit Length = 2.8222 miles

Start: 12:10 Flag 12:35 End: 12:38

Weather / Track : Bright / Dry

MCRCB BULLETIN TK095

2014 MCE British Superbike Championship - Round 10

2014 Motul British Motostar Championship

QUALIFYING 2 - SECTOR ANALYSIS

SECTOR 1 = FL to I1, SECTOR 2 = I1 to I2, SECTOR 3 = I2 to FL, DIFF = Difference To Personal Best Lap

9 -	43.514	120.2	41.861	25.759	99.8	1:51.134 (2)	91.42	0.561	12:27:12.945
10 -	43.109	119.6	41.773	25.691	100.3	1:50.573 (1)	91.88		12:29:03.518
11 -	43.152	121.1	42.271	25.918	98.9	1:51.341 (3)	91.25	0.768	12:30:54.859
12 -	43.803	120.0	41.905	25.947	101.6	1:51.655	90.99	1.082	12:32:46.514
13 -	44.290	120.6	42.052	25.984	99.8	1:52.326	90.45	1.753	12:34:38.840
14 -	44.110	121.7	42.192	26.451	100.3	1:52.753	90.10	2.180	12:36:31.593

P20	42 M3	James HOBSON			KTM - Two 4 Motorsport with RS Racing					
IDEAL LAP TIME : 1:50.350		BEST LAP TIME : 1:50.729		DIFFERENCE : 0.379						
LAP	SECTOR 1	SECTOR 2	SECTOR 3	LAP TIME	MPH	DIFF	TIME OF DAY			
1 -	OUTLAP	125.2	44.842	26.368	101.6				12:11:56.997	
2 -	43.447	124.7	43.333	26.167	101.9	1:52.947	89.95	2.218	12:13:49.944	
3 -	43.099	124.9	42.994	26.182	101.9	1:52.275	90.49	1.546	12:15:42.219	
4 -	43.867	121.3	43.665	25.730	104.0	1:53.262	89.70	2.533	12:17:35.481	
5 -	45.189	114.1	43.754	IN PIT		2:00.351	P	84.42	9.622	12:19:35.832
6 -	OUTLAP	125.2	42.885	26.033	101.6	2:55.763	57.80	1:05.034	12:22:31.595	
7 -	42.682	125.4	42.209	25.838	102.8	1:50.729 (1)	91.75		12:24:22.324	
8 -	43.259	113.7	43.511	26.107	103.3	1:52.877	90.01	2.148	12:26:15.201	
9 -	43.009	125.4	42.488	26.070	103.8	1:51.567 (3)	91.06	0.838	12:28:06.768	
10 -	42.522	126.3	42.098	26.392	100.3	1:51.012 (2)	91.52	0.283	12:29:57.780	
11 -	43.740	115.9	43.297	26.020	103.3	1:53.057	89.86	2.328	12:31:50.837	
12 -	42.549	126.6	45.956	IN PIT		2:03.710	P	82.12	12.981	12:33:54.547

P21	88	Wesley JONKER			Honda -					
IDEAL LAP TIME : 1:49.893		BEST LAP TIME : 1:51.025		DIFFERENCE : 1.132						
LAP	SECTOR 1	SECTOR 2	SECTOR 3	LAP TIME	MPH	DIFF	TIME OF DAY			
1 -	OUTLAP	119.8	44.697	26.948	100.3				12:11:59.936	
2 -	44.445	120.0	43.711	26.281	102.1	1:54.437	88.78	3.412	12:13:54.373	
3 -	43.527	120.9	42.401	26.221	100.3	1:52.149	90.59	1.124	12:15:46.522	
4 -	43.115	120.2	42.305	25.876	100.9	1:51.296	91.28	0.271	12:17:37.818	
5 -	43.458	118.9	43.277	IN PIT		1:58.991	P	85.38	7.966	12:19:36.809
6 -	OUTLAP	118.1	43.044	25.771	101.2	3:09.674	53.56	1:18.649	12:22:46.483	
7 -	44.829	117.3	42.686	26.256	100.3	1:53.771	89.30	2.746	12:24:40.254	
8 -	43.204	122.9	41.831	26.139	100.7	1:51.174 (3)	91.38	0.149	12:26:31.428	
9 -	43.460	119.1	41.389	26.301	100.7	1:51.150 (2)	91.40	0.125	12:28:22.578	
10 -	43.192	122.0	42.456	25.947	100.7	1:51.595	91.04	0.570	12:30:14.173	
11 -	42.733	120.4	42.587	26.147	99.8	1:51.467	91.14	0.442	12:32:05.640	
12 -	43.080	120.0	42.312	26.118	100.5	1:51.510	91.11	0.485	12:33:57.150	
13 -	43.342	120.9	41.667	26.016	101.4	1:51.025 (1)	91.51		12:35:48.175	

P22	79 M3	Chris TAYLOR			Honda - Elevator Saddles & Bridles				
IDEAL LAP TIME : 1:51.080		BEST LAP TIME : 1:51.101		DIFFERENCE : 0.021					
LAP	SECTOR 1	SECTOR 2	SECTOR 3	LAP TIME	MPH	DIFF	TIME OF DAY		
1 -	OUTLAP	113.3	45.646	27.439	97.4				12:12:49.812
2 -	44.918	118.7	44.240	26.876	98.7	1:56.034	87.56	4.933	12:14:45.846
3 -	43.953	120.0	43.938	26.622	99.1	1:54.513	88.72	3.412	12:16:40.359
4 -	43.896	118.1	43.310	26.515	99.1	1:53.721	89.34	2.620	12:18:34.080
5 -	43.766	119.8	43.187	26.301	99.8	1:53.254	89.71	2.153	12:20:27.334
6 -	43.609	120.2	43.068	26.704	99.1	1:53.381	89.61	2.280	12:22:20.715
7 -	43.581	118.5	42.663	26.286	99.6	1:52.530	90.28	1.429	12:24:13.245
8 -	43.098	120.0	46.600	30.386	97.8	2:00.084	84.60	8.983	12:26:13.329
9 -	43.333	120.6	42.641	26.583	101.2	1:52.557	90.26	1.456	12:28:05.886
10 -	43.119	120.0	42.122	25.860	101.2	1:51.101 (1)	91.44		12:29:56.987
11 -	43.223	121.3	42.156	25.880	99.4	1:51.259 (2)	91.31	0.158	12:31:48.246
12 -	43.618	118.9	42.441	26.484	98.9	1:52.543	90.27	1.442	12:33:40.789
13 -	43.152	119.6	42.170	26.163	100.0	1:51.485 (3)	91.13	0.384	12:35:32.274

P23	127	Georgina POLDEN			Honda - RS Racing				
IDEAL LAP TIME : 1:51.012		BEST LAP TIME : 1:51.349		DIFFERENCE : 0.337					
LAP	SECTOR 1	SECTOR 2	SECTOR 3	LAP TIME	MPH	DIFF	TIME OF DAY		

Weather / Track : Bright / Dry

Assen

Circuit Length = 2.8222 miles

Start: 12:10 Flag 12:35 End: 12:38

MCRCB BULLETIN TK095

2014 MCE British Superbike Championship - Round 10

2014 Motul British Motostar Championship

QUALIFYING 2 - SECTOR ANALYSIS

SECTOR 1 = FL to I1, SECTOR 2 = I1 to I2, SECTOR 3 = I2 to FL, DIFF = Difference To Personal Best Lap

1 -		123.8	45.095	27.019	102.3					12:12:00.577
2 -	43.794	124.2	44.256	26.520	103.8	1:54.570	88.68	3.221		12:13:55.147
3 -	43.031	125.4	42.494	26.197	103.8	1:51.722 (3)	90.94	0.373		12:15:46.869
4 -	43.135	123.8	42.896	26.007	102.1	1:52.038	90.68	0.689		12:17:38.907
5 -	43.187	124.0	42.838	26.616	101.4	1:52.641	90.19	1.292		12:19:31.548
6 -	43.348	124.0	42.708	26.285	103.5	1:52.341	90.44	0.992		12:21:23.889
7 -	43.722	125.4	43.739	IN PIT		2:01.971 P	83.29	10.622		12:23:25.860
8 -	OUTLAP	122.2	44.403	27.048	101.9	4:39.601	36.33	2:48.252		12:28:05.461
9 -	42.942	122.6	42.255	26.152	102.6	1:51.349 (1)	91.24			12:29:56.810
10 -	43.036	122.9	42.386	26.249	102.8	1:51.671 (2)	90.98	0.322		12:31:48.481
11 -	43.972	123.5	42.063	26.467	102.8	1:52.502	90.31	1.153		12:33:40.983
12 -	43.172	124.2	42.402	26.554	101.4	1:52.128	90.61	0.779		12:35:33.111

P24	19	Kai JOHNSON			Aprilia - Kinpac Racing				
IDEAL LAP TIME : 1:51.208		BEST LAP TIME : 1:51.407		DIFFERENCE : 0.199					
LAP	SECTOR 1	SECTOR 2	SECTOR 3	LAP TIME	MPH	DIFF	TIME OF DAY		
1 -	OUTLAP	121.1	44.552	26.664	98.7		12:12:02.015		
2 -	45.722	112.9	43.012	26.405	99.4	1:55.139	88.24	3.732	12:13:57.154
3 -	43.639	115.9	42.678	26.432	98.1	1:52.749	90.11	1.342	12:15:49.903
4 -	43.326	115.7	42.384	26.436	98.1	1:52.146	90.59	0.739	12:17:42.049
5 -	43.493	116.7	42.405	26.473	97.6	1:52.371	90.41	0.964	12:19:34.420
6 -	43.575	116.9	42.390	26.710	99.1	1:52.675	90.17	1.268	12:21:27.095
7 -	43.097	118.3	42.222	26.289	97.8	1:51.608 (2)	91.03	0.201	12:23:18.703
8 -	43.325	119.1	42.144	26.219	99.6	1:51.688 (3)	90.96	0.281	12:25:10.391
9 -	43.574	119.4	43.037	26.647	100.0	1:53.258	89.70	1.851	12:27:03.649
10 -	43.452	117.1	41.892	26.885	98.9	1:52.229	90.53	0.822	12:28:55.878
11 -	43.292	116.9	42.078	26.559	98.3	1:51.929	90.77	0.522	12:30:47.807
12 -	43.247	117.9	41.901	26.259	99.6	1:51.407 (1)	91.19		12:32:39.214
13 -	43.502	116.3	42.374	26.684	97.6	1:52.560	90.26	1.153	12:34:31.774
14 -	43.549	117.3	42.361	26.636	97.8	1:52.546	90.27	1.139	12:36:24.320

P25	35	Elliot LODGE			Honda - SP125 / Spike Racing				
IDEAL LAP TIME : 1:51.478		BEST LAP TIME : 1:51.481		DIFFERENCE : 0.003					
LAP	SECTOR 1	SECTOR 2	SECTOR 3	LAP TIME	MPH	DIFF	TIME OF DAY		
1 -	OUTLAP	116.7	46.329	27.917	95.5		12:12:31.147		
2 -	46.506	118.7	44.269	26.803	100.7	1:57.578	86.41	6.097	12:14:28.725
3 -	43.893	118.9	43.652	26.867	99.4	1:54.412	88.80	2.931	12:16:23.137
4 -	44.011	118.9	43.301	IN PIT		1:59.773 P	84.82	8.292	12:18:22.910
5 -	OUTLAP	115.5	43.687	26.651	98.5	2:45.188	61.50	53.707	12:21:08.098
6 -	44.028	118.7	43.272	26.522	97.4	1:53.822	89.26	2.341	12:23:01.920
7 -	43.851	119.6	42.660	26.561	100.5	1:53.072	89.85	1.591	12:24:54.992
8 -	43.911	119.1	42.643	26.880	98.5	1:53.434	89.56	1.953	12:26:48.426
9 -	44.113	119.4	42.598	26.440	100.7	1:53.151	89.79	1.670	12:28:41.577
10 -	43.554	118.1	42.497	26.397	97.6	1:52.448 (3)	90.35	0.967	12:30:34.025
11 -	43.695	118.5	42.194	26.517	99.1	1:52.406 (2)	90.38	0.925	12:32:26.431
12 -	43.703	119.1	42.806	26.244	100.3	1:52.753	90.10	1.272	12:34:19.184
13 -	43.557	121.1	41.914	26.010	100.3	1:51.481 (1)	91.13		12:36:10.665

P26	29 M3	Sven GREVINK			Honda -				
IDEAL LAP TIME : 1:51.045		BEST LAP TIME : 1:51.786		DIFFERENCE : 0.741					
LAP	SECTOR 1	SECTOR 2	SECTOR 3	LAP TIME	MPH	DIFF	TIME OF DAY		
1 -	OUTLAP	118.3	43.231	26.726	100.5		12:12:36.445		
2 -	43.454	118.9	42.629	25.754	101.2	1:51.837 (2)	90.84	0.051	12:14:28.282
3 -	43.266	119.6	42.614	26.048	101.2	1:51.928 (3)	90.77	0.142	12:16:20.210
4 -	43.396	118.5	42.528	26.418	98.3	1:52.342	90.43	0.556	12:18:12.552
5 -	43.260	118.3	42.672	26.134	100.7	1:52.066	90.66	0.280	12:20:04.618
6 -	43.220	119.6	43.624	IN PIT		2:01.030 P	83.94	9.244	12:22:05.648
7 -	OUTLAP	117.9	43.000	26.821	100.5	4:51.346	34.87	2:59.560	12:26:56.994
8 -	43.659	118.9	42.817	26.402	99.8	1:52.878	90.01	1.092	12:28:49.872
9 -	43.872	119.6	42.265	26.103	100.7	1:52.240	90.52	0.454	12:30:42.112
10 -	43.235	118.7	43.036	25.999	101.6	1:52.270	90.49	0.484	12:32:34.382
11 -	43.026	119.4	42.662	26.098	101.4	1:51.786 (1)	90.88		12:34:26.168

Assen

Circuit Length = 2.8222 miles

Start: 12:10 Flag 12:35 End: 12:38

Weather / Track : Bright / Dry

MCRCB BULLETIN TK095

2014 MCE British Superbike Championship - Round 10

2014 Motul British Motostar Championship

QUALIFYING 2 - SECTOR ANALYSIS

SECTOR 1 = FL to I1, SECTOR 2 = I1 to I2, SECTOR 3 = I2 to FL, DIFF = Difference To Personal Best Lap

12 - 43.668 117.3 42.757 26.155 100.5 1:52.580 90.24 0.794 12:36:18.748

P27 13 M3 Sam BURMAN			Honda - WNT / Burman Racing					
IDEAL LAP TIME : 1:51.888			BEST LAP TIME : 1:51.888			DIFFERENCE : 0.000		
LAP	SECTOR 1	SECTOR 2	SECTOR 3	LAP TIME	MPH	DIFF	TIME OF DAY	
1 -	OUTLAP	121.1	43.798	26.559	99.8		12:11:57.342	
2 -	43.950	120.6	42.860	26.107	101.2	1:52.917	89.97 1.029 12:13:50.259	
3 -	43.500	120.6	42.780	26.167	101.9	1:52.447 (3)	90.35 0.559 12:15:42.706	
4 -	43.565	120.6	43.903	26.071	101.9	1:53.539	89.48 1.651 12:17:36.245	
5 -	44.037	122.2	42.729	26.212	101.9	1:52.978	89.93 1.090 12:19:29.223	
6 -	43.870	119.8	43.486	26.540	100.0	1:53.896	89.20 2.008 12:21:23.119	
7 -	44.171	120.6	43.380	27.039	100.5	1:54.590	88.66 2.702 12:23:17.709	
8 -	43.728	123.8	42.620	26.060	102.3	1:52.408 (2)	90.38 0.520 12:25:10.117	
9 -	43.441	122.9	44.694	IN PIT		2:00.278 P	84.47 8.390 12:27:10.395	
10 -	OUTLAP	120.0	43.461	26.959	98.9	2:53.463	58.57 1:01.575 12:30:03.858	
11 -	43.776	120.4	44.530	26.663	100.3	1:54.969	88.37 3.081 12:31:58.827	
12 -	43.945	120.4	43.445	26.882	101.6	1:54.272	88.91 2.384 12:33:53.099	
13 -	43.252	123.3	42.608	26.028	103.3	1:51.888 (1)	90.80 12:35:44.987	

P28 12 Edward RENDELL			Honda - Banks Racing					
IDEAL LAP TIME : 1:51.025			BEST LAP TIME : 1:51.940			DIFFERENCE : 0.915		
LAP	SECTOR 1	SECTOR 2	SECTOR 3	LAP TIME	MPH	DIFF	TIME OF DAY	
1 -	OUTLAP	116.7	43.580	26.317	98.9		12:12:02.108	
2 -	43.446	117.1	42.639	25.855	99.4	1:51.940 (1)	90.76 12:13:54.048	

P29 74 M3 Joe THOMPSON			Repli-Cast - Repli-Cast UK					
IDEAL LAP TIME : 1:51.411			BEST LAP TIME : 1:52.057			DIFFERENCE : 0.646		
LAP	SECTOR 1	SECTOR 2	SECTOR 3	LAP TIME	MPH	DIFF	TIME OF DAY	
1 -		120.4	43.768	26.751	99.8		12:11:57.728	
2 -	43.809	122.4	42.861	26.336	100.0	1:53.006	89.90 0.949 12:13:50.734	
3 -	43.557	120.9	42.712	26.310	100.0	1:52.579	90.24 0.522 12:15:43.313	
4 -	43.124	121.3	43.860	26.290	99.8	1:53.274	89.69 1.217 12:17:36.587	
5 -	43.982	121.3	42.633	26.290	100.0	1:52.905	89.98 0.848 12:19:29.492	
6 -	43.786	122.2	43.186	26.451	100.3	1:53.423	89.57 1.366 12:21:22.915	
7 -	44.287	119.1	42.939	27.211	100.0	1:54.437	88.78 2.380 12:23:17.352	
8 -	43.930	121.5	42.372	25.997	100.3	1:52.299 (3)	90.47 0.242 12:25:09.651	
9 -	43.324	121.1	42.467	26.266	100.0	1:52.057 (1)	90.66 12:27:01.708	
10 -	43.326	120.6	42.290	26.737	99.1	1:52.353	90.43 0.296 12:28:54.061	
11 -	43.535	119.8	42.520	26.649	98.9	1:52.704	90.14 0.647 12:30:46.765	
12 -	43.149	120.4	42.615	26.398	100.3	1:52.162 (2)	90.58 0.105 12:32:38.927	
13 -	45.472	110.9	45.221	26.958	99.6	1:57.651	86.35 5.594 12:34:36.578	
14 -	44.438	117.1	43.493	27.091	99.8	1:55.022	88.33 2.965 12:36:31.600	

P30 124 Tasia RODINK			Honda - Promemo Racing					
IDEAL LAP TIME : 1:51.896			BEST LAP TIME : 1:52.151			DIFFERENCE : 0.255		
LAP	SECTOR 1	SECTOR 2	SECTOR 3	LAP TIME	MPH	DIFF	TIME OF DAY	
1 -	OUTLAP	120.4	44.153	26.390	101.9		12:13:01.599	
2 -	44.054	120.2	43.056	26.177	101.6	1:53.287	89.68 1.136 12:14:54.886	
3 -	43.334	121.3	43.770	26.340	102.3	1:53.444	89.56 1.293 12:16:48.330	
4 -	43.296	119.8	42.775	26.080	101.9	1:52.151 (1)	90.59 12:18:40.481	
5 -	44.985	113.9	44.252	IN PIT		2:00.592 P	84.25 8.441 12:20:41.073	
6 -	OUTLAP	113.1	44.038	IN PIT		4:39.707 P	36.32 2:47.556 12:25:20.780	
7 -	OUTLAP	120.4	43.409	26.397	101.2	4:03.586	41.71 2:11.435 12:29:24.366	
8 -	43.342	120.9	42.749	26.132	102.1	1:52.223 (2)	90.53 0.072 12:31:16.589	
9 -	43.852	120.9	42.520	26.128	100.0	1:52.500 (3)	90.31 0.349 12:33:09.089	

P31 47 Jake ARCHER			Honda - Jake Archer Racing					
IDEAL LAP TIME : 1:52.442			BEST LAP TIME : 1:52.742			DIFFERENCE : 0.300		
LAP	SECTOR 1	SECTOR 2	SECTOR 3	LAP TIME	MPH	DIFF	TIME OF DAY	

Weather / Track : Bright / Dry

Assen

Circuit Length = 2.8222 miles

Start: 12:10 Flag 12:35 End: 12:38

MCRCB BULLETIN TK095

2014 MCE British Superbike Championship - Round 10

2014 Motul British Motostar Championship

QUALIFYING 2 - SECTOR ANALYSIS

SECTOR 1 = FL to I1, SECTOR 2 = I1 to I2, SECTOR 3 = I2 to FL, DIFF = Difference To Personal Best Lap

LAP	SECTOR 1	SECTOR 2	SECTOR 3	LAP TIME	MPH	DIFF	TIME OF DAY
1 -	OUTLAP	116.9	45.533	27.010	99.4		12:12:02.680
2 -	44.924	117.1	43.749	26.610	99.8	1:55.283	12:13:57.963
3 -	44.570	116.1	44.173	26.653	98.5	1:55.396	12:15:53.359
4 -	44.784	117.1	43.519	26.344	100.3	1:54.647	12:17:48.006
5 -	44.140	117.3	42.911	26.171	100.7	1:53.222 (2)	12:19:41.228
6 -	43.975	118.1	42.975	26.559	98.1	1:53.509	12:21:34.737
7 -	43.980	116.7	43.085	26.604	98.7	1:53.669	12:23:28.406
8 -	44.127	116.9	43.106	26.783	99.4	1:54.016	12:25:22.422
9 -	43.880	117.7	42.949	26.974	99.1	1:53.803	12:27:16.225
10 -	44.087	116.5	42.988	26.752	99.6	1:53.827	12:29:10.052
11 -	43.633	118.1	42.638	26.471	99.6	1:52.742 (1)	12:31:02.794
12 -	44.420	116.9	42.840	26.750	98.9	1:54.010	12:32:56.804
13 -	44.493	115.9	43.064	26.608	99.6	1:54.165	12:34:50.969
14 -	43.779	116.5	42.923	26.582	99.6	1:53.284 (3)	12:36:44.253

P32 114		Dennis WILJE		Aprilia -			
IDEAL LAP TIME : 1:52.837		BEST LAP TIME : 1:52.837		DIFFERENCE : 0.000			
LAP	SECTOR 1	SECTOR 2	SECTOR 3	LAP TIME	MPH	DIFF	TIME OF DAY
1 -	OUTLAP	118.9	45.309	27.067	99.1		12:12:05.784
2 -	44.605	118.7	43.581	26.628	98.9	1:54.814	12:14:00.598
3 -	44.540	117.3	43.702	26.599	98.9	1:54.841	12:15:55.439
4 -	43.860	118.7	42.828	26.149	99.8	1:52.837 (1)	12:17:48.276
5 -	44.075	118.3	42.958	IN PIT		2:04.801 P	12:19:53.077
6 -	OUTLAP	105.0	48.283	28.249	97.8	6:52.591	12:26:45.668
7 -	44.962	111.2	44.915	26.560	98.3	1:56.437	12:28:42.105
8 -	44.544	116.1	43.043	26.935	98.7	1:54.522	12:30:36.627
9 -	44.351	115.9	43.116	26.935	99.4	1:54.402 (2)	12:32:31.029
10 -	44.205	116.3	43.487	26.829	98.9	1:54.521 (3)	12:34:25.550
11 -	47.264	99.8	45.419	26.599	98.5	1:59.282	12:36:24.832

P33 27 M3		Cat GREEN		Honda - Redline Racing			
IDEAL LAP TIME : 1:53.042		BEST LAP TIME : 1:53.042		DIFFERENCE : 0.000			
LAP	SECTOR 1	SECTOR 2	SECTOR 3	LAP TIME	MPH	DIFF	TIME OF DAY
1 -	OUTLAP	123.1	46.844	28.219	102.8		12:12:06.231
2 -	45.826	123.3	44.727	26.768	104.7	1:57.321	12:14:03.552
3 -	44.414	122.9	44.625	26.828	104.7	1:55.867	12:15:59.419
4 -	44.106	124.2	43.602	26.605	103.0	1:54.313	12:17:53.732
5 -	44.459	123.1	43.605	26.329	105.0	1:54.393	12:19:48.125
6 -	44.780	121.3	43.982	IN PIT		2:03.301 P	12:21:51.426
7 -	OUTLAP	118.9	44.683	27.080	103.3	3:17.304	12:25:08.730
8 -	44.499	122.9	43.561	26.673	105.5	1:54.733	12:27:03.463
9 -	44.199	122.6	43.041	26.517	104.5	1:53.757 (2)	12:28:57.220
10 -	45.019	122.9	43.511	26.517	104.5	1:55.047	12:30:52.267
11 -	44.275	121.5	43.230	26.558	105.0	1:54.063 (3)	12:32:46.330
12 -	44.586	121.5	43.383	26.326	106.5	1:54.295	12:34:40.625
13 -	43.708	123.1	43.012	26.322	106.7	1:53.042 (1)	12:36:33.667

P34 54		Walid SOPPE		Honda -			
IDEAL LAP TIME : 1:53.031		BEST LAP TIME : 1:53.221		DIFFERENCE : 0.190			
LAP	SECTOR 1	SECTOR 2	SECTOR 3	LAP TIME	MPH	DIFF	TIME OF DAY
1 -	OUTLAP	119.1	45.759	26.873	98.5		12:12:04.558
2 -	44.645	115.3	43.241	26.454	99.1	1:54.340	12:13:58.898
3 -	43.758	117.5	43.813	27.100	92.2	1:54.671	12:15:53.569
4 -	44.461	114.1	43.312	26.433	98.3	1:54.206 (3)	12:17:47.775
5 -	43.694	114.9	42.904	26.623	98.7	1:53.221 (1)	12:19:40.996
6 -	43.778	114.1	43.053	27.019	97.8	1:53.850 (2)	12:21:34.846

P35 99		Miguel CORREIA-LOURENCO		Honda - Racing Team Noord Nederland			
IDEAL LAP TIME : 1:53.287		BEST LAP TIME : 1:53.748		DIFFERENCE : 0.461			
LAP	SECTOR 1	SECTOR 2	SECTOR 3	LAP TIME	MPH	DIFF	TIME OF DAY

Weather / Track : Bright / Dry

Assen

Circuit Length = 2.8222 miles

Start: 12:10 Flag 12:35 End: 12:38

MCRCB BULLETIN TK095

2014 MCE British Superbike Championship - Round 10

2014 Motul British Motostar Championship

QUALIFYING 2 - SECTOR ANALYSIS

SECTOR 1 = FL to I1, SECTOR 2 = I1 to I2, SECTOR 3 = I2 to FL, DIFF = Difference To Personal Best Lap

1 -	OUTLAP	116.7	46.475	27.459	94.5					12:12:05.805
2 -	46.165	114.1	45.174	26.846	97.0	1:58.185	85.96	4.437		12:14:03.990
3 -	45.135	115.7	43.950	26.530	97.2	1:55.615	87.87	1.867		12:15:59.605
4 -	45.055	117.1	43.430	26.864	93.9	1:55.349	88.08	1.601		12:17:54.954
5 -	44.175	116.7	43.107	26.466	96.6	1:53.748 (1)	89.32			12:19:48.702
6 -	45.014	115.9	43.456	27.117	95.5	1:55.587	87.90	1.839		12:21:44.289
7 -	44.266	114.9	43.383	26.784	95.3	1:54.433 (3)	88.78	0.685		12:23:38.722
8 -	44.259	115.7	42.925	26.821	96.4	1:54.005 (2)	89.12	0.257		12:25:32.727
9 -	44.740	115.1	42.733	27.009	95.8	1:54.482	88.74	0.734		12:27:27.209
10 -	44.661	115.9	42.804	27.232	94.9	1:54.697	88.58	0.949		12:29:21.906
11 -	44.620	114.1	43.007	26.831	96.6	1:54.458	88.76	0.710		12:31:16.364
12 -	45.432	114.5	43.294	26.379	96.4	1:55.105	88.26	1.357		12:33:11.469

P36	90	Greg GREENWOOD			Luyten Honda - FPW Racing		
IDEAL LAP TIME : 1:53.418		BEST LAP TIME : 1:53.755		DIFFERENCE : 0.337			

LAP	SECTOR 1	SECTOR 2	SECTOR 3	LAP TIME	MPH	DIFF	TIME OF DAY		
1 -	OUTLAP	118.7	47.117	27.193	98.7		12:12:04.489		
2 -	45.559	118.3	43.843	26.665	98.7	1:56.067	87.53	2.312	12:14:00.556
3 -	44.856	118.3	44.431	26.863	99.1	1:56.150	87.47	2.395	12:15:56.706
4 -	45.020	116.3	43.451	26.872	98.7	1:55.343	88.08	1.588	12:17:52.049
5 -	44.822	117.3	43.976	26.850	97.0	1:55.648	87.85	1.893	12:19:47.697
6 -	45.233	116.9	44.841	26.812	100.7	1:56.886	86.92	3.131	12:21:44.583
7 -	44.658	117.9	43.524	26.695	99.4	1:54.877	88.44	1.122	12:23:39.460
8 -	43.999	119.4	43.443	26.747	100.0	1:54.189 (2)	88.97	0.434	12:25:33.649
9 -	44.333	118.3	42.754	26.668	101.2	1:53.755 (1)	89.31		12:27:27.404
10 -	44.218	116.9	43.202	26.772	98.9	1:54.192 (3)	88.97	0.437	12:29:21.596
11 -	44.339	115.7	43.221	27.058	98.3	1:54.618	88.64	0.863	12:31:16.214
12 -	46.721	116.1	43.897	27.134	98.3	1:57.752	86.28	3.997	12:33:13.966

P37	46 M3	Jonathan HANSEN			Honda - Jonathan Racing		
IDEAL LAP TIME : 1:53.251		BEST LAP TIME : 1:53.785		DIFFERENCE : 0.534			

LAP	SECTOR 1	SECTOR 2	SECTOR 3	LAP TIME	MPH	DIFF	TIME OF DAY		
1 -	OUTLAP	100.4	49.326	30.395	89.8		12:12:27.938		
2 -	51.311	103.4	47.577	31.188	95.1	2:10.076	78.10	16.291	12:14:38.014
3 -	47.229	106.3	46.466	29.248	97.0	2:02.943	82.64	9.158	12:16:40.957
4 -	46.588	112.7	44.765	27.443	101.2	1:58.796	85.52	5.011	12:18:39.753
5 -	44.187	116.9	43.500	27.021	97.8	1:54.708	88.57	0.923	12:20:34.461
6 -	44.435	116.1	43.433	26.885	101.9	1:54.753	88.53	0.968	12:22:29.214
7 -	46.468	115.1	43.828	26.712	101.6	1:57.008	86.83	3.223	12:24:26.222
8 -	44.007	118.1	43.029	26.749	101.9	1:53.785 (1)	89.29		12:26:20.007
9 -	43.525	117.7	43.194	27.583	100.5	1:54.302 (2)	88.88	0.517	12:28:14.309
10 -	44.474	117.1	43.459	26.697	101.4	1:54.630 (3)	88.63	0.845	12:30:08.939
11 -	43.857	117.3	52.729	IN PIT		2:18.864 P	73.16	25.079	12:32:27.803
12 -	OUTLAP	87.3	44.318	27.015	100.3	2:48.286	60.37	54.501	12:35:16.089

P38	84	Daniel HERMANSSON			TSR Luyten - FPW Racing		
IDEAL LAP TIME : 1:53.263		BEST LAP TIME : 1:53.975		DIFFERENCE : 0.712			

LAP	SECTOR 1	SECTOR 2	SECTOR 3	LAP TIME	MPH	DIFF	TIME OF DAY		
1 -	OUTLAP	117.3	45.620	27.314	101.6		12:12:07.809		
2 -	45.031	118.5	44.890	27.171	101.9	1:57.092	86.77	3.117	12:14:04.901
3 -	44.648	116.3	43.909	26.557	101.4	1:55.114	88.26	1.139	12:16:00.015
4 -	44.203	119.4	43.054	26.718	99.8	1:53.975 (1)	89.14		12:17:53.990
5 -	44.716	119.8	43.229	26.461	101.9	1:54.406	88.80	0.431	12:19:48.396
6 -	44.693	118.1	44.001	26.962	100.5	1:55.656	87.84	1.681	12:21:44.052
7 -	43.769	116.3	43.581	26.976	100.0	1:54.326	88.87	0.351	12:23:38.378
8 -	43.983	116.9	43.201	26.994	100.7	1:54.178	88.98	0.203	12:25:32.556
9 -	43.936	117.1	43.033	27.165	100.3	1:54.134 (3)	89.01	0.159	12:27:26.690
10 -	43.888	116.3	43.105	26.988	100.0	1:53.981 (2)	89.13	0.006	12:29:20.671

Weather / Track : Bright / Dry

Assen

Circuit Length = 2.8222 miles

Start: 12:10 Flag 12:35 End: 12:38

MCRCB BULLETIN TK095

2014 MCE British Superbike Championship - Round 10

2014 Motul British Motostar Championship

QUALIFYING 2 - SECTOR ANALYSIS

SECTOR 1 = FL to I1, SECTOR 2 = I1 to I2, SECTOR 3 = I2 to FL, DIFF = Difference To Personal Best Lap

P39		93 M3		William SVARD		Honda - Nordgren Racing			
IDEAL LAP TIME : 1:54.239		BEST LAP TIME : 1:54.879		DIFFERENCE : 0.640					
LAP	SECTOR 1	SECTOR 2	SECTOR 3	LAP TIME	MPH	DIFF	TIME OF DAY		
1 -	OUTLAP	111.1	48.663	28.960	100.0		12:12:14.025		
2 -	45.715	116.9	44.432	27.306	100.5	1:57.453	86.50	2.574	12:14:11.478
3 -	44.635	117.5	43.823	27.142	100.5	1:55.600	87.89	0.721	12:16:07.078
4 -	44.910	116.7	43.834	26.843	100.9	1:55.587 (3)	87.90	0.708	12:18:02.665
5 -	48.559	109.4	44.972	IN PIT		2:11.045 P	77.53	16.166	12:20:13.710
6 -	OUTLAP	117.3	45.322	28.088	100.7	2:46.155	61.14	51.276	12:22:59.865
7 -	44.402	115.7	43.503	26.974	98.1	1:54.879 (1)	88.44		12:24:54.744
8 -	44.885	117.5	42.994	27.465	97.8	1:55.344 (2)	88.08	0.465	12:26:50.088
9 -	48.514	112.7	48.175	IN PIT		2:16.153 P	74.62	21.274	12:29:06.241
10 -	OUTLAP	91.6	49.025	27.064	98.3	3:04.049	55.20	1:09.170	12:32:10.290
11 -	45.049	116.7	43.786	27.026	99.8	1:55.861	87.69	0.982	12:34:06.151

P40		3		Steve LAWTON		KTM - Century 21 / Cresswell Racing			
IDEAL LAP TIME : 1:56.441		BEST LAP TIME : 1:56.639		DIFFERENCE : 0.198					
LAP	SECTOR 1	SECTOR 2	SECTOR 3	LAP TIME	MPH	DIFF	TIME OF DAY		
1 -	OUTLAP	106.5	48.606	29.982	93.9		12:12:14.929		
2 -	47.630	111.1	45.743	28.009	94.5	2:01.382	83.70	4.743	12:14:16.311
3 -	46.255	111.4	44.502	27.654	96.0	1:58.411	85.80	1.772	12:16:14.722
4 -	45.310	112.9	44.596	28.109	93.2	1:58.015 (3)	86.09	1.376	12:18:12.737
5 -	45.163	112.9	43.955	27.700	95.1	1:56.818 (2)	86.97	0.179	12:20:09.555
6 -	46.961	109.6	53.191	IN PIT		2:24.119 P	70.49	27.480	12:22:33.674
7 -	OUTLAP	111.6	44.942	28.057	96.0	3:49.834	44.20	1:53.195	12:26:23.508
8 -	46.483	111.2	44.797	27.677	95.5	1:58.957	85.41	2.318	12:28:22.465
9 -	45.032	114.3	44.153	27.454	96.0	1:56.639 (1)	87.10		12:30:19.104
10 -	46.634	109.4	45.451	IN PIT		2:15.710 P	74.86	19.071	12:32:34.814

P41		226 M3		Johanna INNERFORS		Honda -			
IDEAL LAP TIME : 1:56.271		BEST LAP TIME : 1:56.653		DIFFERENCE : 0.382					
LAP	SECTOR 1	SECTOR 2	SECTOR 3	LAP TIME	MPH	DIFF	TIME OF DAY		
1 -	OUTLAP	105.1	49.292	28.637	96.8		12:12:24.190		
2 -	46.257	116.9	46.055	27.905	98.3	2:00.217	84.51	3.564	12:14:24.407
3 -	46.132	115.9	45.534	27.833	98.1	1:59.499	85.02	2.846	12:16:23.906
4 -	45.472	116.5	45.539	27.586	97.4	1:58.597	85.66	1.944	12:18:22.503
5 -	45.891	116.1	45.852	27.621	97.2	1:59.364	85.11	2.711	12:20:21.867
6 -	45.664	115.7	45.425	27.729	97.4	1:58.818	85.51	2.165	12:22:20.685
7 -	45.286	116.3	44.932	27.577	96.6	1:57.795	86.25	1.142	12:24:18.480
8 -	45.361	115.9	45.076	27.357	97.6	1:57.794 (3)	86.25	1.141	12:26:16.274
9 -	45.180	116.7	44.866	27.754	97.2	1:57.800	86.24	1.147	12:28:14.074
10 -	45.323	117.9	44.049	27.281	97.2	1:56.653 (1)	87.09		12:30:10.727
11 -	45.243	118.7	45.251	27.735	98.5	1:58.229	85.93	1.576	12:32:08.956
12 -	44.979	117.3	44.494	27.247	97.6	1:56.720 (2)	87.04	0.067	12:34:05.676
13 -	44.975	116.3	44.521	28.379	96.2	1:57.875	86.19	1.222	12:36:03.551

P42		4		Louis VALLELEY		KTM - Century 21 / Cresswell Racing			
IDEAL LAP TIME : 1:56.549		BEST LAP TIME : 1:56.691		DIFFERENCE : 0.142					
LAP	SECTOR 1	SECTOR 2	SECTOR 3	LAP TIME	MPH	DIFF	TIME OF DAY		
1 -	OUTLAP	115.9	46.238	28.058	98.5		12:12:06.519		
2 -	46.213	117.1	44.819	26.991	98.1	1:58.023	86.08	1.332	12:14:04.542
3 -	45.011	115.5	44.561	27.119	96.0	1:56.691 (1)	87.06		12:16:01.233
4 -	45.047	115.3	44.743	27.498	96.2	1:57.288 (2)	86.62	0.597	12:17:58.521
5 -	45.528	114.7	44.612	27.213	96.2	1:57.353 (3)	86.57	0.662	12:19:55.874
6 -	45.495	114.3	44.547	27.414	95.1	1:57.456	86.50	0.765	12:21:53.330
7 -	46.441	111.8	46.335	IN PIT		2:05.830 P	80.74	9.139	12:23:59.160
8 -	OUTLAP	111.6	45.703	28.494	95.3	3:45.080	45.14	1:48.389	12:27:44.240
9 -	46.739	110.3	47.107	28.314	94.5	2:02.160	83.17	5.469	12:29:46.400
10 -	46.656	113.3	45.869	27.947	93.9	2:00.472	84.33	3.781	12:31:46.872
11 -	45.913	114.7	44.835	27.738	95.5	1:58.486	85.74	1.795	12:33:45.358

Assen

Circuit Length = 2.8222 miles

Start: 12:10 Flag 12:35 End: 12:38

Weather / Track : Bright / Dry

MCRCB BULLETIN TK095

2014 MCE British Superbike Championship - Round 10

2014 Motul British Motostar Championship

QUALIFYING 2 - SECTOR ANALYSIS

SECTOR 1 = FL to I1, SECTOR 2 = I1 to I2, SECTOR 3 = I2 to FL, DIFF = Difference To Personal Best Lap
 12 - 46.058 114.9 45.289 27.366 95.5 1:58.713 85.58 2.022 12:35:44.071

P43 39		Scout FLETCHER		Honda - Team BSP Honda			
IDEAL LAP TIME : 1:59.653		BEST LAP TIME : 2:01.236		DIFFERENCE : 1.583			
LAP	SECTOR 1	SECTOR 2	SECTOR 3	LAP TIME	MPH	DIFF	TIME OF DAY
1 -	OUTLAP	94.5	52.580	33.964	62.4		12:12:43.980
2 -	51.706	104.0	47.968	27.787	93.0	2:07.461 (2)	79.71 6.225 12:14:51.441
3 -	46.251	103.4	45.615	29.370	76.3	2:01.236 (1)	83.80 12:16:52.677
4 -	52.348	108.0	47.094	IN PIT		2:25.223 P	69.96 23.987 12:19:17.900

P44 100		Stephen CAMPBELL		Honda - Campbell Racing			
IDEAL LAP TIME : 2:00.961		BEST LAP TIME : 2:02.011		DIFFERENCE : 1.050			
LAP	SECTOR 1	SECTOR 2	SECTOR 3	LAP TIME	MPH	DIFF	TIME OF DAY
1 -	OUTLAP	112.2	50.951	30.330	91.8		12:12:42.199
2 -	50.290	111.6	47.399	28.386	93.5	2:06.075	80.58 4.064 12:14:48.274
3 -	47.790	112.5	46.992	27.792	94.5	2:02.574 (2)	82.89 0.563 12:16:50.848
4 -	47.796	112.7	47.912	28.302	93.5	2:04.010	81.93 1.999 12:18:54.858
5 -	47.068	112.0	46.914	28.029	94.3	2:02.011 (1)	83.27 12:20:56.869
6 -	48.997	114.3	49.623	IN PIT		2:12.127 P	76.89 10.116 12:23:08.996
7 -	OUTLAP	113.7	48.364	29.670	92.2	3:41.114	45.94 1:39.103 12:26:50.110
8 -	48.461	111.2	47.875	29.516	93.2	2:05.852	80.73 3.841 12:28:55.962
9 -	47.627	113.3	46.101	31.147	83.0	2:04.875	81.36 2.864 12:31:00.837
10 -	47.760	112.5	46.144	30.059	89.4	2:03.963 (3)	81.96 1.952 12:33:04.800
11 -	48.150	111.8	46.744	29.086	94.3	2:03.980	81.95 1.969 12:35:08.780

P45 28		Bradley RAY		EE125 - FAB-Racing			
IDEAL LAP TIME : 1:52.105		BEST LAP TIME :		DIFFERENCE :			
LAP	SECTOR 1	SECTOR 2	SECTOR 3	LAP TIME	MPH	DIFF	TIME OF DAY
1 -	OUTLAP	78.8	53.771	IN PIT			12:12:31.668
2 -	OUTLAP	97.5	45.092	26.697	99.6	11:54.836	14.21 12:24:26.504
3 -	43.785	112.4	42.310	IN PIT		1:54.719 P	88.56 12:26:21.223
4 -	OUTLAP	113.1	42.177	26.143	99.6	3:22.374	50.20 12:29:43.597
5 -	45.764	98.6	44.844	IN PIT		2:02.363 P	83.03 12:31:45.960

P46 7		Jamie ASHBY		Honda - JPA Racing / SP125			
IDEAL LAP TIME :		BEST LAP TIME :		DIFFERENCE :			
LAP	SECTOR 1	SECTOR 2	SECTOR 3	LAP TIME	MPH	DIFF	TIME OF DAY
1 -	OUTLAP	115.7	47.901	28.954	90.1		12:12:15.945

MCRCB BULLETIN TK096**2014 MCE British Superbike Championship - Round 10****2014 Motul British Motostar Championship****QUALIFYING 2 - BEST SPEEDS**

SECTOR 1				SECTOR 2			FINISH LINE		
POS	NO	NAME	MPH	NO	NAME	MPH	NO	NAME	MPH
1	66	Joe IRVING	130.3				27	Cat GREEN	106.7
2	64	Asher DURHAM	127.3				66	Joe IRVING	106.5
3	1	Thomas VAN LEEUWEN	127.0				80	Bo BENDSNEYDER	106.2
4	34	Jordan WEAVING	126.8				1	Thomas VAN LEEUWEN	106.0
5	45	Olly SIMPSON	126.8				61	Ernst DUBBINK	105.5
6	80	Bo BENDSNEYDER	126.8				26	Jorel BOERBOOM	105.2
7	42	James HOBSON	126.6				34	Jordan WEAVING	105.0
8	61	Ernst DUBBINK	126.1				72	Alex PERSSON	104.7
9	127	Georgina POLDEN	125.4				136	Sander KROEZE	104.2
10	26	Jorel BOERBOOM	125.4				36	Jayson URIBE	104.0
11	36	Jayson URIBE	124.9				42	James HOBSON	104.0
12	27	Cat GREEN	124.2				127	Georgina POLDEN	103.8
13	13	Sam BURMAN	123.8				6	Taz TAYLOR	103.5
14	72	Alex PERSSON	123.5				13	Sam BURMAN	103.3
15	86	Charlie NESBITT	123.5				45	Olly SIMPSON	103.0
16	136	Sander KROEZE	123.5				64	Asher DURHAM	102.6
17	6	Taz TAYLOR	123.1				86	Charlie NESBITT	102.3
18	88	Wesley JONKER	122.9				124	Tasia RODINK	102.3
19	43	Arnie SHELTON	122.6				70	Felix NASSI	102.1
20	32	Martin SVENSSON	122.4				88	Wesley JONKER	102.1
21	74	Joe THOMPSON	122.4				46	Jonathan HANSEN	101.9
22	79	Chris TAYLOR	121.3				84	Daniel HERMANSSON	101.9
23	124	Tasia RODINK	121.3				25	Mike BROUWERS	101.9
24	25	Mike BROUWERS	121.3				29	Sven GREVINK	101.6
25	19	Kai JOHNSON	121.1				32	Martin SVENSSON	101.6
26	35	Elliot LODGE	121.1				65	Josh OWENS	101.2
27	142	Brian SLOOTEN	121.1				79	Chris TAYLOR	101.2
28	65	Josh OWENS	120.4				90	Greg GREENWOOD	101.2
29	84	Daniel HERMANSSON	119.8				93	William SVARD	100.9
30	29	Sven GREVINK	119.6				35	Elliot LODGE	100.7
31	90	Greg GREENWOOD	119.4				47	Jake ARCHER	100.7
32	70	Felix NASSI	119.1				142	Brian SLOOTEN	100.5
33	54	Walid SOPPE	119.1				74	Joe THOMPSON	100.3
34	114	Dennis WILJE	118.9				19	Kai JOHNSON	100.0
35	226	Johanna INNERFORS	118.7				43	Arnie SHELTON	100.0
36	46	Jonathan HANSEN	118.1				114	Dennis WILJE	99.8
37	47	Jake ARCHER	118.1				28	Bradley RAY	99.6
38	93	William SVARD	117.5				12	Edward RENDELL	99.4
39	4	Louis VALLELEY	117.1				54	Walid SOPPE	99.1
40	12	Edward RENDELL	117.1				4	Louis VALLELEY	98.5
41	99	Miguel CORREIA-LOURENCO	117.1				226	Johanna INNERFORS	98.5
42	7	Jamie ASHBY	115.7				99	Miguel CORREIA-LOURENCO	97.2
43	39	Scout FLETCHER	114.5				3	Steve LAWTON	96.0
44	3	Steve LAWTON	114.3				100	Stephen CAMPBELL	94.5
45	100	Stephen CAMPBELL	114.3				39	Scout FLETCHER	93.0
46	28	Bradley RAY	113.1				7	Jamie ASHBY	90.1

Weather / Track : Bright / Dry

Assen

Circuit Length = 2.8222 miles

Start: 12:10 Flag 12:35 End: 12:38

Results can be found at www.tsl-timing.com

Printed - 12:42 Saturday, 20 September 2014

MCRCB BULLETIN TK097

2014 MCE British Superbike Championship - Round 10

2014 Motul British Motostar Championship

QUALIFYING 2 - BEST SECTORS

SECTOR 1				SECTOR 2				SECTOR 3				IDEAL / BEST COMPARISON				
POS	NO	NAME	TIME	NO	NAME	TIME	NO	NAME	TIME	POS	NO	NAME	IDEAL	BEST	DIFF	
1	80	BENDSNEYDER	40.741	80	BENDSNEYDER	39.801	80	BENDSNEYDER	24.427				PERFECT LAP	1:44.969		
2	66	IRVING	40.855	1	VAN LEEUWEN	40.192	1	VAN LEEUWEN	24.501	1	80	BENDSNEYDER	1:44.969	1:45.135	0.166	
3	1	VAN LEEUWEN	41.336	66	IRVING	40.227	66	IRVING	24.715	2	66	IRVING	1:45.797	1:46.428	0.631	
4	61	DUBBINK	41.369	61	DUBBINK	40.308	61	DUBBINK	24.735	3	1	VAN LEEUWEN	1:46.029	1:46.103	0.074	
5	45	SIMPSON	41.550	45	SIMPSON	40.424	45	SIMPSON	24.962	4	61	DUBBINK	1:46.412	1:46.529	0.117	
6	34	WEAVING	41.762	34	WEAVING	40.479	26	BOERBOOM	24.977	5	45	SIMPSON	1:46.936	1:46.992	0.056	
7	26	BOERBOOM	41.774	26	BOERBOOM	40.693	34	WEAVING	24.997	6	34	WEAVING	1:47.238	1:47.528	0.290	
8	6	TAYLOR	42.063	6	TAYLOR	40.746	36	URIBE	25.025	7	26	BOERBOOM	1:47.444	1:47.671	0.227	
9	36	URIBE	42.071	36	URIBE	40.940	6	TAYLOR	25.147	8	6	TAYLOR	1:47.956	1:48.283	0.327	
10	86	NESBITT	42.097	43	SHELTON	41.095	25	BROUWERS	25.305	9	36	URIBE	1:48.036	1:48.479	0.443	
11	64	DURHAM	42.187	64	DURHAM	41.141	86	NESBITT	25.395	10	86	NESBITT	1:48.661	1:48.830	0.169	
12	72	PERSSON	42.298	86	NESBITT	41.169	142	SLOOTEN	25.400	11	64	DURHAM	1:48.755	1:49.139	0.384	
13	70	NASSI	42.373	72	PERSSON	41.237	64	DURHAM	25.427	12	72	PERSSON	1:48.986	1:49.152	0.166	
14	43	SHELTON	42.433	88	JONKER	41.389	72	PERSSON	25.451	13	43	SHELTON	1:49.333	1:49.364	0.031	
15	42	HOBSON	42.522	65	OWENS	41.511	65	OWENS	25.518	14	65	OWENS	1:49.860	1:49.860	0.000	
16	12	RENDELL	42.531	142	SLOOTEN	41.722	136	KROEZE	25.650	15	88	JONKER	1:49.893	1:51.025	1.132	
17	136	KROEZE	42.679	136	KROEZE	41.727	32	SVENSSON	25.691	16	70	NASSI	1:49.975	1:50.242	0.267	
18	88	JONKER	42.733	70	NASSI	41.739	42	HOBSON	25.730	17	142	SLOOTEN	1:50.050	1:50.440	0.390	
19	65	OWENS	42.831	32	SVENSSON	41.773	29	GREVINK	25.754	18	136	KROEZE	1:50.056	1:50.178	0.122	
20	142	SLOOTEN	42.928	25	BROUWERS	41.804	88	JONKER	25.771	19	25	BROUWERS	1:50.121	1:50.121	0.000	
21	127	POLDEN	42.942	19	JOHNSON	41.892	43	SHELTON	25.805	20	42	HOBSON	1:50.350	1:50.729	0.379	
22	25	BROUWERS	43.012	35	LODGE	41.914	12	RENDELL	25.855	21	32	SVENSSON	1:50.573	1:50.573	0.000	
23	29	GREVINK	43.026	127	POLDEN	42.063	79	TAYLOR	25.860	22	127	POLDEN	1:51.012	1:51.349	0.337	
24	19	JOHNSON	43.097	42	HOBSON	42.098	70	NASSI	25.863	23	12	RENDELL	1:51.025	1:51.940	0.915	
25	79	TAYLOR	43.098	79	TAYLOR	42.122	74	THOMPSON	25.997	24	29	GREVINK	1:51.045	1:51.786	0.741	
26	32	SVENSSON	43.109	28	RAY	42.177	127	POLDEN	26.007	25	79	TAYLOR	1:51.080	1:51.101	0.021	
27	74	THOMPSON	43.124	29	GREVINK	42.265	35	LODGE	26.010	26	19	JOHNSON	1:51.208	1:51.407	0.199	
28	13	BURMAN	43.252	74	THOMPSON	42.290	13	BURMAN	26.028	27	74	THOMPSON	1:51.411	1:52.057	0.646	
29	124	RODINK	43.296	124	RODINK	42.520	124	RODINK	26.080	28	35	LODGE	1:51.478	1:51.481	0.003	
30	46	HANSEN	43.525	13	BURMAN	42.608	28	RAY	26.143	29	13	BURMAN	1:51.888	1:51.888	0.000	
31	35	LODGE	43.554	47	ARCHER	42.638	114	WILJE	26.149	30	124	RODINK	1:51.896	1:52.151	0.255	
32	47	ARCHER	43.633	12	RENDELL	42.639	47	ARCHER	26.171	31	28	RAY	1:52.105			
33	54	SOPPE	43.694	99	CORREIA-LOUREN	42.733	19	JOHNSON	26.219	32	47	ARCHER	1:52.442	1:52.742	0.300	
34	27	GREEN	43.708	90	GREENWOOD	42.754	27	GREEN	26.322	33	114	WILJE	1:52.837	1:52.837	0.000	
35	84	HERMANSSON	43.769	114	WILJE	42.828	99	CORREIA-LOUREN	26.379	34	54	SOPPE	1:53.031	1:53.221	0.190	
36	28	RAY	43.785	54	SOPPE	42.904	54	SOPPE	26.433	35	27	GREEN	1:53.042	1:53.042	0.000	
37	114	WILJE	43.860	93	SVARD	42.994	84	HERMANSSON	26.461	36	46	HANSEN	1:53.251	1:53.785	0.534	
38	90	GREENWOOD	43.999	27	GREEN	43.012	90	GREENWOOD	26.665	37	84	HERMANSSON	1:53.263	1:53.975	0.712	
39	99	CORREIA-LOUREN	44.175	46	HANSEN	43.029	46	HANSEN	26.697	38	99	CORREIA-LOUREN	1:53.287	1:53.748	0.461	
40	93	SVARD	44.402	84	HERMANSSON	43.033	93	SVARD	26.843	39	90	GREENWOOD	1:53.418	1:53.755	0.337	
41	226	INNERFORS	44.975	3	LAWTON	43.955	4	VALLELEY	26.991	40	93	SVARD	1:54.239	1:54.879	0.640	
42	4	VALLELEY	45.011	226	INNERFORS	44.049	226	INNERFORS	27.247	41	226	INNERFORS	1:56.271	1:56.653	0.382	
43	3	LAWTON	45.032	4	VALLELEY	44.547	3	LAWTON	27.454	42	3	LAWTON	1:56.441	1:56.639	0.198	
44	39	FLETCHER	46.251	39	FLETCHER	45.615	39	FLETCHER	27.787	43	4	VALLELEY	1:56.549	1:56.691	0.142	
45	100	CAMPBELL	47.068	100	CAMPBELL	46.101	100	CAMPBELL	27.792	44	39	FLETCHER	1:59.653	2:01.236	1.583	
46				7	ASHBY	47.901	7	ASHBY	28.954	45	100	CAMPBELL	2:00.961	2:02.011	1.050	
										46	7	ASHBY				

Weather / Track : Bright / Dry

Assen

Circuit Length = 2.8222 miles

Start: 12:10 Flag 12:35 End: 12:38

Results can be found at www.tsl-timing.com

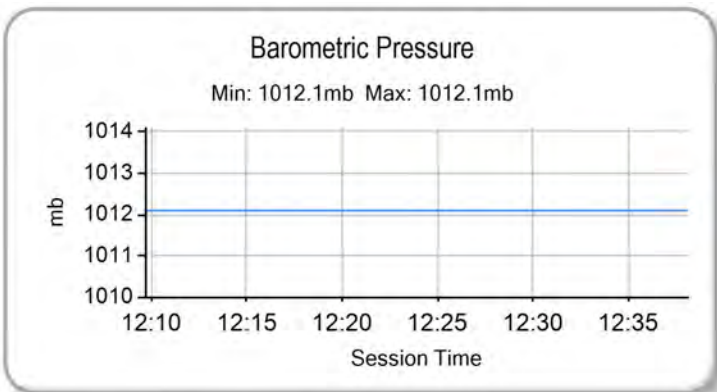
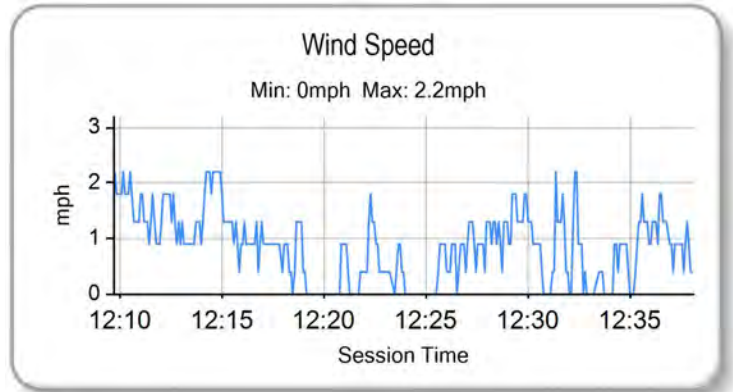
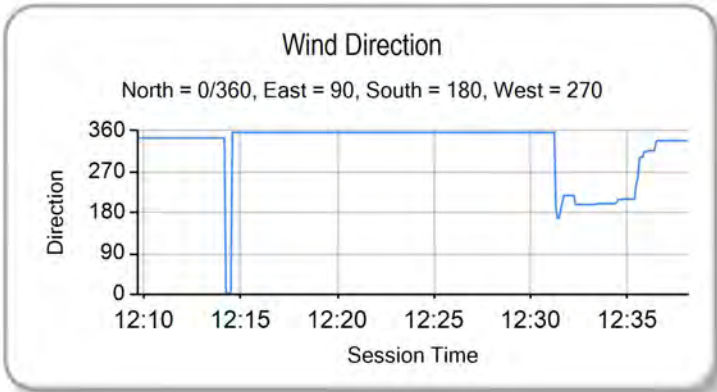
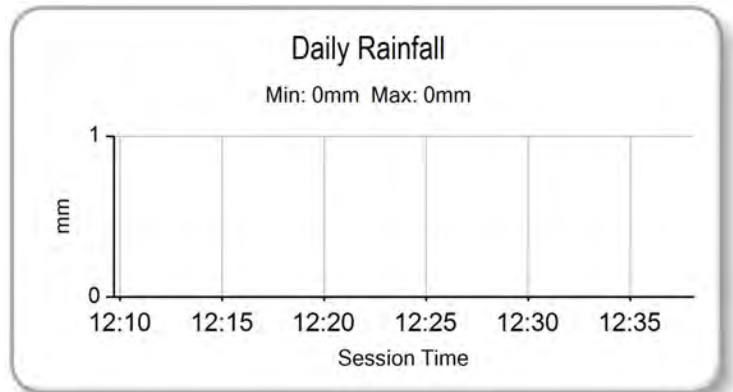
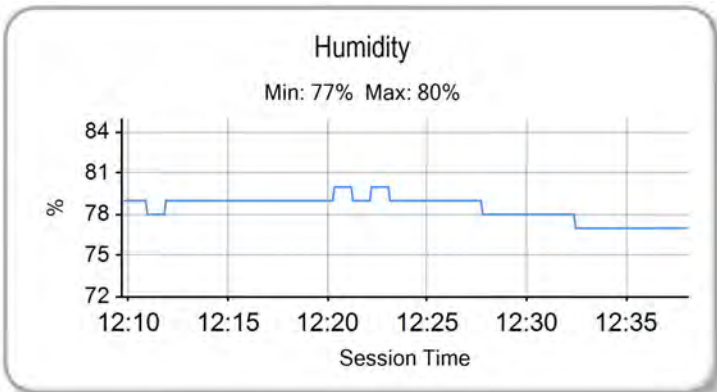
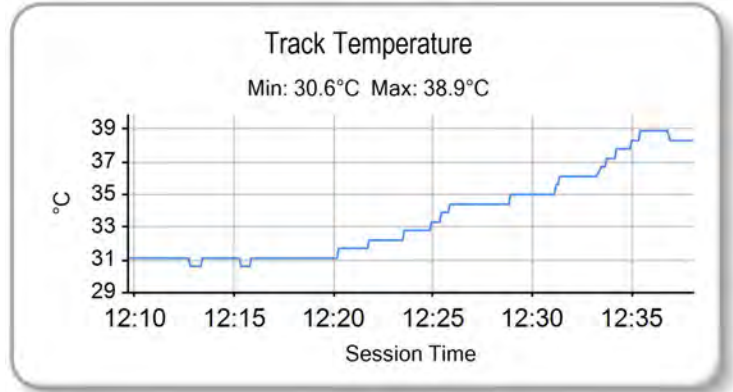
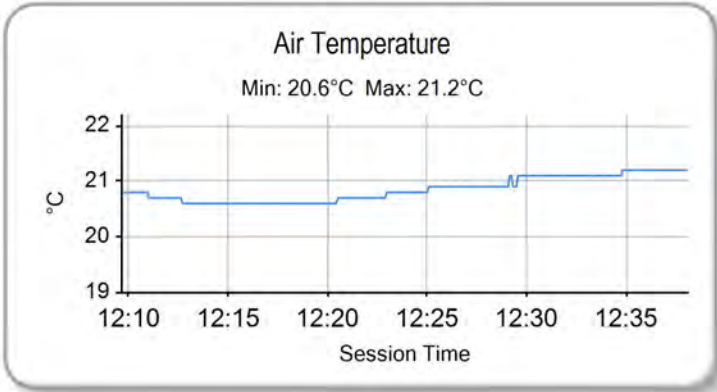
Printed - 12:43 Saturday, 20 September 2014

MCRCB BULLETIN TK098

2014 MCE British Superbike Championship - Round 10

2014 Motul British Motostar Championship

QUALIFYING 2 - WEATHER CONDITIONS



Weather / Track : Bright / Dry

Results can be found at www.tsl-timing.com

Assen
Circuit Length = 2.8222 miles
Start: 12:10 Flag 12:35 End: 12:38

Printed - 12:43 Saturday, 20 September 2014



ROW 15		44	7	Jamie ASHBY	1:57.299	43	4	Louis VALLELEY	1:56.691				
ROW 14	42	226	Johanna INNERFORS	1:56.653	41	3	Steve LAWTON	1:56.639	40	93	William SVARD	1:54.879	
ROW 13		39	84	Daniel HERMANSSON	1:53.975	38	46	Jonathan HANSEN	1:53.785	37	90	Greg GREENWOOD	1:53.755
ROW 12	36	99	Miguel CORREIA-LOURENCO	1:53.748	35	54	Walid SOPPE	1:53.221	34	27	Cat GREEN	1:53.042	
ROW 11		33	114	Dennis WILJE	1:52.837	32	47	Jake ARCHER	1:52.742	31	124	Tasia RODINK	1:52.151
ROW 10	30	74	Joe THOMPSON	1:52.057	29	13	Sam BURMAN	1:51.888	28	29	Sven GREVINK	1:51.550	
ROW 9		27	35	Elliot LODGE	1:51.481	26	19	Kai JOHNSON	1:51.407	25	127	Georgina POLDEN	1:51.349
ROW 8	24	79	Chris TAYLOR	1:51.101	23	88	Wesley JONKER	1:50.966	22	42	James HOBSON	1:50.729	
ROW 7		21	32	Martin SVENSSON	1:50.573	20	70	Felix NASSI	1:50.242	19	136	Sander KROEZE	1:50.178
ROW 6	18	25	Mike BROUWERS	1:50.121	17	65	Josh OWENS	1:49.860	16	43	Arnie SHELTON	1:49.364	
ROW 5		15	72	Alex PERSSON	1:49.152	14	64	Asher DURHAM	1:49.139	13	142	Brian SLOOTEN	1:48.954
ROW 4	12	86	Charlie NESBITT	1:48.830	11	36	Jayson URIBE	1:48.479	10	12	Edward RENDELL	1:48.331	
ROW 3		9	6	Taz TAYLOR	1:48.283	8	26	Jorel BOERBOOM	1:47.671	7	34	Jordan WEAIVING	1:47.528
ROW 2	6	45	Oilly SIMPSON	1:46.824	5	61	Ernst DUBBINK	1:46.529	4	66	Joe IRVING	1:46.428	
ROW 1		3	28	Bradley RAY	1:46.414	2	1	Thomas VAN LEEUWEN	1:46.024	1	80	Bo BENDSNEYDER	1:45.135
												Pole	

Assen
Circuit Length = 2.8222 miles

These results are provisional until the conclusion of any judicial and technical matters.

Race Director :	Stewards :	Timekeeper :
-----------------	------------	--------------

Results can be found at www.britishsuperbike.com

Printed - 12:39 Saturday, 20 September 2014





POS	NO	CL	PIC NAME	ENTRY	TIME	ON	LAPS	GAP	DIFF	MPH
1	80	M3	1 Bo BENDSNEYDER	FTR Honda - Dutch Racing Team	1:46.871	4	5			95.06
2	66	M3	2 Joe IRVING	KTM - Redline KTM	1:47.696	5	5	0.825	0.825	94.34
3	1	M3	3 Thomas VAN LEEUWEN	KTM - 71Workx.com Racing	1:48.057	4	5	1.186	0.361	94.02
4	61	M3	4 Ernst DUBBINK	Ten Kate Honda - Ernst Dubbink Racing	1:48.186	5	5	1.315	0.129	93.91
5	26	M3	5 Jorel BOERBOOM	Honda - RV Racing	1:48.325	5	5	1.454	0.139	93.79
6	36	M3	6 Jayson URIBE	Honda - FPW Racing / RSR	1:49.097	5	5	2.226	0.772	93.12
7	34	M3	7 Jordan WEAVING	KTM - Jordan Racing / Burkert	1:49.999	3	5	3.128	0.902	92.36
8	6		1 Taz TAYLOR	Luyten Honda - FPW Racing / Hookless Holidays	1:50.284	2	5	3.413	0.285	92.12
9	70	M3	8 Felix NASSI	Honda - FX Taki Racing	1:50.529	4	5	3.658	0.245	91.92
10	12		2 Edward RENDELL	Honda - Banks Racing	1:50.566	5	5	3.695	0.037	91.89
11	25	M3	9 Mike BROUWERS	Honda - Joma / Brouwers Racing Team	1:50.567	4	5	3.696	0.001	91.89
12	142	M3	10 Brian SLOOTEN	Honda - Bakker Frames Holland	1:50.800	5	5	3.929	0.233	91.69
13	64	M3	11 Asher DURHAM	Honda - Cresswell Racing / Momentum Recruitment	1:50.904	5	5	4.033	0.104	91.61
14	88		3 Wesley JONKER	Honda -	1:51.086	5	5	4.215	0.182	91.46
15	86	M3	12 Charlie NESBITT	Repli-Cast - Repli-Cast UK	1:51.211	4	5	4.340	0.125	91.35
16	65		4 Josh OWENS	Honda - RCD Motorsport	1:51.443	5	5	4.572	0.232	91.16
17	72		5 Alex PERSSON	Honda - PWR / Nordgren Racing	1:51.675	5	5	4.804	0.232	90.97
18	42	M3	13 James HOBSON	KTM - Two 4 Motorsport with RS Racing	1:52.118	5	5	5.247	0.443	90.62
19	29	M3	14 Sven GREVINK	Honda -	1:52.265	3	4	5.394	0.147	90.50
20	127		6 Georgina POLDEN	Honda - RS Racing	1:52.343	4	5	5.472	0.078	90.43
21	32		7 Martin SVENSSON	Honda - Nordgren Racing	1:52.455	5	5	5.584	0.112	90.34
22	43		8 Arnie SHELTON	Honda - e3 Motorsport with Shelton Racing	1:52.692	4	4	5.821	0.237	90.15
23	79	M3	15 Chris TAYLOR	Honda - Elevator Saddles & Bridles	1:52.906	5	5	6.035	0.214	89.98
24	74	M3	16 Joe THOMPSON	Repli-Cast - Repli-Cast UK	1:52.958	5	5	6.087	0.052	89.94
25	19		9 Kai JOHNSON	Aprilia - Kinpac Racing	1:53.646	4	5	6.775	0.688	89.40
26	13	M3	17 Sam BURMAN	Honda - WNT / Burman Racing	1:53.875	4	5	7.004	0.229	89.22
27	35		10 Elliot LODGE	Honda - SP125 / Spike Racing	1:54.108	5	5	7.237	0.233	89.03
28	47		11 Jake ARCHER	Honda - Jake Archer Racing	1:54.854	5	5	7.983	0.746	88.46
29	54		12 Walid SOPPE	Honda -	1:54.974	3	4	8.103	0.120	88.36
30	90		13 Greg GREENWOOD	Luyten Honda - FPW Racing	1:55.077	3	3	8.206	0.103	88.29
31	84		14 Daniel HERMANSSON	TSR Luyten - FPW Racing	1:55.158	5	5	8.287	0.081	88.22
32	114		15 Dennis WILJE	Aprilia -	1:56.326	3	3	9.455	1.168	87.34
33	27	M3	18 Cat GREEN	Honda - Redline Racing	1:56.605	5	5	9.734	0.279	87.13
34	46	M3	19 Jonathan HANSEN	Honda - Jonathan Racing	1:56.955	3	4	10.084	0.350	86.87
35	124		16 Tasia RODINK	Honda - Promemo Racing	1:57.679	2	3	10.808	0.724	86.33
36	136	M3	20 Sander KROEZE	Honda -	1:58.208	2	4	11.337	0.529	85.95
37	93	M3	21 William SVARD	Honda - Nordgren Racing	1:58.352	3	4	11.481	0.144	85.84
38	99		17 Miguel CORREIA-LOURENCO	Honda - Racing Team Noord Nederland	1:58.533	3	4	11.662	0.181	85.71
39	3		18 Steve LAWTON	KTM - Century 21 / Cresswell Racing	2:00.179	3	4	13.308	1.646	84.54
40	226	M3	22 Johanna INNERFORS	Honda -	2:00.845	3	4	13.974	0.666	84.07
41	7		19 Jamie ASHBY	Honda - JPA Racing / SP125	2:01.776	4	4	14.905	0.931	83.43
42	45	M3	23 Oly SIMPSON	KTM - Oly Simpson Racing			2			
43	4		20 Louis VALLELEY	KTM - Century 21 / Cresswell Racing			1			
44	28		21 Bradley RAY	EE125 - FAB-Racing			1			

Assen

Circuit Length = 2.8222 miles

Start: 10:37 Flag 10:45 End: 10:47

Weather / Track : Bright / Dry

These results are provisional until the conclusion of any judicial and technical matters.

Race Director :	Stewards :	Timekeeper :
-----------------	------------	--------------

Results can be found at www.britishsuperbike.com

Printed - 10:48 Sunday, 21 September 2014



MCRCB BULLETIN TK181

2014 MCE British Superbike Championship - Round 10

2014 Motul British Motostar Championship

WARM-UP - SECTOR ANALYSIS

SECTOR 1 = FL to I1, SECTOR 2 = I1 to I2, SECTOR 3 = I2 to FL, DIFF = Difference To Personal Best Lap

P1		80 M3		Bo BENDSNEYDER		FTR Honda - Dutch Racing Team				
IDEAL LAP TIME : 1:46.871		BEST LAP TIME : 1:46.871		DIFFERENCE : 0.000						
LAP	SECTOR 1		SECTOR 2		SECTOR 3		LAP TIME	MPH	DIFF	TIME OF DAY
1 -		126.1	41.807	25.316	104.7					10:38:50.901
2 -	41.457	125.6	40.963	25.626	105.0	1:48.046	94.03	1.175		10:40:38.947
3 -	41.583	125.9	40.719	25.167	105.2	1:47.469 (2)	94.54	0.598		10:42:26.416
4 -	41.248	127.3	40.592	25.031	105.7	1:46.871 (1)	95.06			10:44:13.287
5 -	41.453	126.1	40.677	25.548	104.7	1:47.678 (3)	94.35	0.807		10:46:00.965

P2		66 M3		Joe IRVING		KTM - Redline KTM				
IDEAL LAP TIME : 1:47.505		BEST LAP TIME : 1:47.696		DIFFERENCE : 0.191						
LAP	SECTOR 1		SECTOR 2		SECTOR 3		LAP TIME	MPH	DIFF	TIME OF DAY
1 -	OUTLAP	129.8	42.549	26.167	106.5					10:38:55.295
2 -	42.034	127.8	41.223	25.406	106.5	1:48.663	93.50	0.967		10:40:43.958
3 -	41.805	128.5	41.071	25.334	105.5	1:48.210 (3)	93.89	0.514		10:42:32.168
4 -	41.552	129.3	40.993	25.182	106.7	1:47.727 (2)	94.31	0.031		10:44:19.895
5 -	41.743	128.3	40.894	25.059	107.2	1:47.696 (1)	94.34			10:46:07.591

P3		1 M3		Thomas VAN LEEUWEN		KTM - 71Workx.com Racing				
IDEAL LAP TIME : 1:47.878		BEST LAP TIME : 1:48.057		DIFFERENCE : 0.179						
LAP	SECTOR 1		SECTOR 2		SECTOR 3		LAP TIME	MPH	DIFF	TIME OF DAY
1 -		127.3	42.634	25.621	107.0					10:38:52.248
2 -	42.267	126.1	41.241	25.259	106.5	1:48.767 (3)	93.41	0.710		10:40:41.015
3 -	41.826	129.3	41.636	25.459	108.3	1:48.921	93.28	0.864		10:42:29.936
4 -	41.878	127.5	41.042	25.137	107.0	1:48.057 (1)	94.02			10:44:17.993
5 -	41.870	126.6	41.357	25.010	106.5	1:48.237 (2)	93.86	0.180		10:46:06.230

P4		61 M3		Ernst DUBBINK		Ten Kate Honda - Ernst Dubbink Racing				
IDEAL LAP TIME : 1:48.113		BEST LAP TIME : 1:48.186		DIFFERENCE : 0.073						
LAP	SECTOR 1		SECTOR 2		SECTOR 3		LAP TIME	MPH	DIFF	TIME OF DAY
1 -	OUTLAP	125.6	43.472	26.016	105.0					10:39:26.779
2 -	42.546	126.3	42.649	25.549	101.4	1:50.744	91.74	2.558		10:41:17.523
3 -	42.372	127.8	42.004	24.984	107.2	1:49.360 (2)	92.90	1.174		10:43:06.883
4 -	42.855	127.5	42.051	25.180	106.0	1:50.086 (3)	92.29	1.900		10:44:56.969
5 -	41.798	127.0	41.331	25.057	106.5	1:48.186 (1)	93.91			10:46:45.155

P5		26 M3		Jorel BOERBOOM		Honda - RV Racing				
IDEAL LAP TIME : 1:48.309		BEST LAP TIME : 1:48.325		DIFFERENCE : 0.016						
LAP	SECTOR 1		SECTOR 2		SECTOR 3		LAP TIME	MPH	DIFF	TIME OF DAY
1 -		122.4	41.933	25.767	104.2					10:38:51.205
2 -	42.105	123.3	41.635	25.591	104.5	1:49.331 (3)	92.93	1.006		10:40:40.536
3 -	42.171	124.5	41.611	25.592	103.5	1:49.374	92.89	1.049		10:42:29.910
4 -	42.043	128.0	41.238	25.255	105.2	1:48.536 (2)	93.61	0.211		10:44:18.446
5 -	42.001	125.4	41.254	25.070	105.7	1:48.325 (1)	93.79			10:46:06.771

P6		36 M3		Jayson URIBE		Honda - FPW Racing / RSR				
IDEAL LAP TIME : 1:49.097		BEST LAP TIME : 1:49.097		DIFFERENCE : 0.000						
LAP	SECTOR 1		SECTOR 2		SECTOR 3		LAP TIME	MPH	DIFF	TIME OF DAY
1 -		125.6	44.022	26.250	103.3					10:38:55.309
2 -	42.932	123.5	42.438	25.748	103.8	1:51.118	91.43	2.021		10:40:46.427
3 -	42.425	124.9	41.855	25.719	103.5	1:49.999 (3)	92.36	0.902		10:42:36.426
4 -	42.131	125.6	41.674	25.646	103.3	1:49.451 (2)	92.82	0.354		10:44:25.877
5 -	42.015	124.2	41.569	25.513	103.8	1:49.097 (1)	93.12			10:46:14.974

P7		34 M3		Jordan WEAVING		KTM - Jordan Racing / Burkert				
IDEAL LAP TIME : 1:49.754		BEST LAP TIME : 1:49.999		DIFFERENCE : 0.245						
LAP	SECTOR 1		SECTOR 2		SECTOR 3		LAP TIME	MPH	DIFF	TIME OF DAY
1 -										
2 -										
3 -										
4 -										
5 -										

Weather / Track : Bright / Dry

Assen

Circuit Length = 2.8222 miles

Start: 10:37 Flag 10:45 End: 10:47

MCRCB BULLETIN TK181

2014 MCE British Superbike Championship - Round 10

2014 Motul British Motostar Championship

WARM-UP - SECTOR ANALYSIS

SECTOR 1 = FL to I1, SECTOR 2 = I1 to I2, SECTOR 3 = I2 to FL, DIFF = Difference To Personal Best Lap

1 -	OUTLAP	112.9	44.984	26.516	101.6					10:39:10.053
2 -	43.298	126.6	42.542	25.985	105.5	1:51.825	90.85	1.826		10:41:01.878
3 -	42.585	128.5	41.655	25.759	104.5	1:49.999 (1)	92.36			10:42:51.877
4 -	42.427	128.5	42.257	26.007	103.5	1:50.691 (3)	91.78	0.692		10:44:42.568
5 -	42.866	124.9	41.748	25.672	102.3	1:50.286 (2)	92.12	0.287		10:46:32.854

P8 6 Taz TAYLOR		Luyten Honda - FPW Racing / Hookless Holidays								
IDEAL LAP TIME : 1:50.138		BEST LAP TIME : 1:50.284			DIFFERENCE : 0.146					
LAP	SECTOR 1	SECTOR 2	SECTOR 3	LAP TIME	MPH	DIFF	TIME OF DAY			
1 -		124.0	44.292	26.228	103.5					10:38:57.003
2 -	42.585	124.9	41.946	25.753	102.6	1:50.284 (1)	92.12			10:40:47.287
3 -	43.191	126.6	41.834	26.122	103.8	1:51.147 (3)	91.41	0.863		10:42:38.434
4 -	42.551	129.0	42.244	26.421	105.5	1:51.216	91.35	0.932		10:44:29.650
5 -	43.079	122.9	42.008	25.900	103.5	1:50.987 (2)	91.54	0.703		10:46:20.637

P9 70 M3 Felix NASSI		Honda - FX Taki Racing								
IDEAL LAP TIME :		BEST LAP TIME : 1:50.529			DIFFERENCE :					
LAP	SECTOR 1	SECTOR 2	SECTOR 3	LAP TIME	MPH	DIFF	TIME OF DAY			
1 -										10:39:04.292
2 -						1:53.412	89.58	2.883		10:40:57.704
3 -						1:51.161 (3)	91.40	0.632		10:42:48.865
4 -						1:50.529 (1)	91.92			10:44:39.394
5 -						1:50.558 (2)	91.89	0.029		10:46:29.952

P10 12 Edward RENDELL		Honda - Banks Racing								
IDEAL LAP TIME : 1:50.566		BEST LAP TIME : 1:50.566			DIFFERENCE : 0.000					
LAP	SECTOR 1	SECTOR 2	SECTOR 3	LAP TIME	MPH	DIFF	TIME OF DAY			
1 -	OUTLAP	116.5	43.731	26.719	98.3					10:39:21.147
2 -	44.185	118.5	42.996	26.430	98.7	1:53.611	89.42	3.045		10:41:14.758
3 -	43.319	120.4	42.128	26.277	98.7	1:51.724 (3)	90.93	1.158		10:43:06.482
4 -	43.510	121.5	42.256	25.894	100.5	1:51.660 (2)	90.99	1.094		10:44:58.142
5 -	42.684	119.4	42.116	25.766	100.0	1:50.566 (1)	91.89			10:46:48.708

P11 25 M3 Mike BROUWERS		Honda - Joma / Brouwers Racing Team								
IDEAL LAP TIME : 1:50.379		BEST LAP TIME : 1:50.567			DIFFERENCE : 0.188					
LAP	SECTOR 1	SECTOR 2	SECTOR 3	LAP TIME	MPH	DIFF	TIME OF DAY			
1 -	OUTLAP	122.9	43.038	25.719	102.6					10:38:56.575
2 -	43.032	122.6	42.262	25.576	103.0	1:50.870 (2)	91.64	0.303		10:40:47.445
3 -	43.023	122.9	42.309	26.131	99.6	1:51.463	91.15	0.896		10:42:38.908
4 -	42.998	124.0	41.805	25.764	103.0	1:50.567 (1)	91.89			10:44:29.475
5 -	43.269	122.9	41.924	25.707	102.3	1:50.900 (3)	91.61	0.333		10:46:20.375

P12 142 M3 Brian SLOOTEN		Honda - Bakker Frames Holland								
IDEAL LAP TIME : 1:50.284		BEST LAP TIME : 1:50.800			DIFFERENCE : 0.516					
LAP	SECTOR 1	SECTOR 2	SECTOR 3	LAP TIME	MPH	DIFF	TIME OF DAY			
1 -		121.3	43.844	26.079	103.5					10:38:56.133
2 -	43.128	124.2	42.038	25.835	102.1	1:51.001 (3)	91.53	0.201		10:40:47.134
3 -	42.679	124.2	42.176	26.288	102.8	1:51.143	91.41	0.343		10:42:38.277
4 -	42.648	127.0	42.583	25.633	102.1	1:50.864 (2)	91.64	0.064		10:44:29.141
5 -	43.099	121.7	42.003	25.698	100.3	1:50.800 (1)	91.69			10:46:19.941

P13 64 M3 Asher DURHAM		Honda - Cresswell Racing / Momentum Recruitment								
IDEAL LAP TIME : 1:50.605		BEST LAP TIME : 1:50.904			DIFFERENCE : 0.299					
LAP	SECTOR 1	SECTOR 2	SECTOR 3	LAP TIME	MPH	DIFF	TIME OF DAY			
1 -		123.8	43.756	26.767	104.0					10:38:55.954
2 -	42.947	125.2	42.104	25.941	103.5	1:50.992 (2)	91.53	0.088		10:40:46.946
3 -	43.082	127.5	41.954	26.106	103.5	1:51.142 (3)	91.41	0.238		10:42:38.088
4 -	42.785	126.1	42.111	26.371	104.5	1:51.267	91.31	0.363		10:44:29.355

Weather / Track : Bright / Dry

Assen

Circuit Length = 2.8222 miles

Start: 10:37 Flag 10:45 End: 10:47

MCRCB BULLETIN TK181

2014 MCE British Superbike Championship - Round 10

2014 Motul British Motostar Championship

WARM-UP - SECTOR ANALYSIS

SECTOR 1 = FL to I1, SECTOR 2 = I1 to I2, SECTOR 3 = I2 to FL, DIFF = Difference To Personal Best Lap

5 - 43.084 124.9 **41.908** 25.912 104.2 **1:50.904 (1)** **91.61** **10:46:20.259**

P14 88 Wesley JONKER		Honda -					
IDEAL LAP TIME : 1:51.086		BEST LAP TIME : 1:51.086		DIFFERENCE : 0.000			
LAP	SECTOR 1	SECTOR 2	SECTOR 3	LAP TIME	MPH	DIFF	TIME OF DAY
1 -	OUTLAP	120.9	44.664	26.947	102.3		10:39:01.649
2 -	44.378	122.2	43.350	26.599	102.6	1:54.327	88.86 3.241 10:40:55.976
3 -	43.432	125.6	42.815	26.448	101.2	1:52.695 (3)	90.15 1.609 10:42:48.671
4 -	43.294	123.1	42.143	26.070	102.1	1:51.507 (2)	91.11 0.421 10:44:40.178
5 -	42.938	121.7	42.086	26.062	102.1	1:51.086 (1)	91.46 10:46:31.264

P15 86 M3 Charlie NESBITT		Repli-Cast - Repli-Cast UK					
IDEAL LAP TIME : 1:50.986		BEST LAP TIME : 1:51.211		DIFFERENCE : 0.225			
LAP	SECTOR 1	SECTOR 2	SECTOR 3	LAP TIME	MPH	DIFF	TIME OF DAY
1 -	OUTLAP	121.3	47.049	27.885	101.9		10:39:07.247
2 -	45.013	122.4	43.428	26.578	101.9	1:55.019	88.33 3.808 10:41:02.266
3 -	43.169	124.9	42.395	26.811	100.9	1:52.375 (3)	90.41 1.164 10:42:54.641
4 -	43.014	123.1	42.147	26.050	100.5	1:51.211 (1)	91.35 10:44:45.852
5 -	42.789	121.7	42.340	26.145	101.4	1:51.274 (2)	91.30 0.063 10:46:37.126

P16 65 Josh OWENS		Honda - RCD Motorsport					
IDEAL LAP TIME : 1:51.443		BEST LAP TIME : 1:51.443		DIFFERENCE : 0.000			
LAP	SECTOR 1	SECTOR 2	SECTOR 3	LAP TIME	MPH	DIFF	TIME OF DAY
1 -	OUTLAP	120.9	44.868	27.100	100.7		10:39:02.142
2 -	45.258	122.9	43.821	26.408	100.3	1:55.487	87.97 4.044 10:40:57.629
3 -	43.147	124.9	42.761	26.411	101.2	1:52.319 (2)	90.45 0.876 10:42:49.948
4 -	43.519	124.2	43.454	26.560	99.8	1:53.533 (3)	89.49 2.090 10:44:43.481
5 -	42.977	120.4	42.097	26.369	101.9	1:51.443 (1)	91.16 10:46:34.924

P17 72 Alex PERSSON		Honda - PWR / Nordgren Racing					
IDEAL LAP TIME : 1:51.376		BEST LAP TIME : 1:51.675		DIFFERENCE : 0.299			
LAP	SECTOR 1	SECTOR 2	SECTOR 3	LAP TIME	MPH	DIFF	TIME OF DAY
1 -	OUTLAP	126.3	45.815	27.807	104.7		10:39:07.364
2 -	45.425	126.8	43.836	26.573	104.0	1:55.834	87.71 4.159 10:41:03.198
3 -	43.687	127.3	42.727	26.365	104.0	1:52.779 (3)	90.08 1.104 10:42:55.977
4 -	43.153	126.3	42.721	26.068	104.7	1:51.942 (2)	90.76 0.267 10:44:47.919
5 -	43.100	124.0	42.208	26.367	105.2	1:51.675 (1)	90.97 10:46:39.594

P18 42 M3 James HOBSON		KTM - Two 4 Motorsport with RS Racing					
IDEAL LAP TIME : 1:51.649		BEST LAP TIME : 1:52.118		DIFFERENCE : 0.469			
LAP	SECTOR 1	SECTOR 2	SECTOR 3	LAP TIME	MPH	DIFF	TIME OF DAY
1 -	OUTLAP	124.5	45.370	26.994	102.3		10:39:01.558
2 -	45.358	126.1	44.084	27.013	105.0	1:56.455	87.24 4.337 10:40:58.013
3 -	43.451	130.3	43.279	26.321	104.7	1:53.051 (3)	89.87 0.933 10:42:51.064
4 -	42.855	129.8	43.615	26.360	106.7	1:52.830 (2)	90.04 0.712 10:44:43.894
5 -	43.324	127.0	42.637	26.157	105.7	1:52.118 (1)	90.62 10:46:36.012

P19 29 M3 Sven GREVINK		Honda -					
IDEAL LAP TIME : 1:51.843		BEST LAP TIME : 1:52.265		DIFFERENCE : 0.422			
LAP	SECTOR 1	SECTOR 2	SECTOR 3	LAP TIME	MPH	DIFF	TIME OF DAY
1 -	OUTLAP	123.1	46.504	IN PIT			10:39:12.488
2 -	OUTLAP	121.3	43.321	26.616	100.7	2:27.914	68.68 35.649 10:41:40.402
3 -	42.994	122.4	42.744	26.527	101.6	1:52.265 (1)	90.50 10:43:32.667
4 -	43.900	121.3	42.968	26.105	103.0	1:52.973 (2)	89.93 0.708 10:45:25.640

Weather / Track : Bright / Dry

Assen

Circuit Length = 2.8222 miles

Start: 10:37 Flag 10:45 End: 10:47

MCRCB BULLETIN TK181

2014 MCE British Superbike Championship - Round 10

2014 Motul British Motostar Championship

WARM-UP - SECTOR ANALYSIS

SECTOR 1 = FL to I1, SECTOR 2 = I1 to I2, SECTOR 3 = I2 to FL, DIFF = Difference To Personal Best Lap

P20 127		Georgina POLDEN				Honda - RS Racing			
IDEAL LAP TIME : 1:52.343		BEST LAP TIME : 1:52.343		DIFFERENCE : 0.000					
LAP	SECTOR 1	SECTOR 2	SECTOR 3	LAP TIME	MPH	DIFF	TIME OF DAY		
1 -	OUTLAP	115.5	47.262	28.105	102.8		10:39:05.579		
2 -	44.506	125.2	44.681	26.813	104.2	1:56.000	87.58	3.657	10:41:01.579
3 -	44.088	129.5	43.676	27.436	105.2	1:55.200 (3)	88.19	2.857	10:42:56.779
4 -	43.104	128.3	42.746	26.493	104.0	1:52.343 (1)	90.43		10:44:49.122
5 -	43.381	125.4	43.077	26.631	103.0	1:53.089 (2)	89.84	0.746	10:46:42.211

P21 32		Martin SVENSSON				Honda - Nordgren Racing			
IDEAL LAP TIME : 1:52.455		BEST LAP TIME : 1:52.455		DIFFERENCE : 0.000					
LAP	SECTOR 1	SECTOR 2	SECTOR 3	LAP TIME	MPH	DIFF	TIME OF DAY		
1 -	OUTLAP	121.1	46.426	28.329	100.5		10:39:08.201		
2 -	45.975	123.8	44.088	27.699	101.2	1:57.762	86.27	5.307	10:41:05.963
3 -	44.656	126.8	43.928	26.291	101.9	1:54.875 (3)	88.44	2.420	10:43:00.838
4 -	43.591	124.0	43.299	26.194	100.9	1:53.084 (2)	89.84	0.629	10:44:53.922
5 -	43.518	122.6	42.907	26.030	102.3	1:52.455 (1)	90.34		10:46:46.377

P22 43		Arnie SHELTON				Honda - e3 Motorsport with Shelton Racing			
IDEAL LAP TIME : 1:52.692		BEST LAP TIME : 1:52.692		DIFFERENCE : 0.000					
LAP	SECTOR 1	SECTOR 2	SECTOR 3	LAP TIME	MPH	DIFF	TIME OF DAY		
1 -	OUTLAP	103.5	48.462	29.277	92.4		10:39:13.301		
2 -	47.342	106.3	46.556	28.963	92.6	2:02.861 (3)	82.69	10.169	10:41:16.162
3 -	45.752	113.5	46.319	28.507	98.9	2:00.578 (2)	84.26	7.886	10:43:16.740
4 -	43.966	121.7	42.301	26.425	100.3	1:52.692 (1)	90.15		10:45:09.432

P23 79 M3		Chris TAYLOR				Honda - Elevator Saddles & Bridles			
IDEAL LAP TIME : 1:52.906		BEST LAP TIME : 1:52.906		DIFFERENCE : 0.000					
LAP	SECTOR 1	SECTOR 2	SECTOR 3	LAP TIME	MPH	DIFF	TIME OF DAY		
1 -	OUTLAP	120.4	45.729	26.881	101.4		10:39:01.873		
2 -	45.058	121.7	44.356	27.035	100.9	1:56.449	87.24	3.543	10:40:58.322
3 -	43.748	124.7	43.798	26.927	99.8	1:54.473 (3)	88.75	1.567	10:42:52.795
4 -	44.062	122.9	43.251	26.495	102.3	1:53.808 (2)	89.27	0.902	10:44:46.603
5 -	43.473	122.2	43.068	26.365	102.1	1:52.906 (1)	89.98		10:46:39.509

P24 74 M3		Joe THOMPSON				Repli-Cast - Repli-Cast UK			
IDEAL LAP TIME : 1:52.958		BEST LAP TIME : 1:52.958		DIFFERENCE : 0.000					
LAP	SECTOR 1	SECTOR 2	SECTOR 3	LAP TIME	MPH	DIFF	TIME OF DAY		
1 -		112.9	47.515	28.176	99.1		10:39:05.175		
2 -	44.528	121.1	43.787	27.080	101.4	1:55.395	88.04	2.437	10:41:00.570
3 -	43.963	122.2	43.226	27.235	101.2	1:54.424 (3)	88.79	1.466	10:42:54.994
4 -	43.623	123.3	43.332	26.788	100.9	1:53.743 (2)	89.32	0.785	10:44:48.737
5 -	43.514	120.6	42.979	26.465	101.6	1:52.958 (1)	89.94		10:46:41.695

P25 19		Kai JOHNSON				Aprilia - Kinpac Racing			
IDEAL LAP TIME : 1:53.474		BEST LAP TIME : 1:53.646		DIFFERENCE : 0.172					
LAP	SECTOR 1	SECTOR 2	SECTOR 3	LAP TIME	MPH	DIFF	TIME OF DAY		
1 -	OUTLAP	119.6	46.505	27.462	100.9		10:39:06.230		
2 -	44.454	118.9	44.200	26.897	100.9	1:55.551	87.92	1.905	10:41:01.781
3 -	44.081	122.4	43.263	27.546	98.9	1:54.890 (3)	88.43	1.244	10:42:56.671
4 -	43.659	121.5	42.918	27.069	98.3	1:53.646 (1)	89.40		10:44:50.317
5 -	43.660	116.9	43.149	27.014	99.8	1:53.823 (2)	89.26	0.177	10:46:44.140

P26 13 M3		Sam BURMAN				Honda - WNT / Burman Racing		
IDEAL LAP TIME : 1:53.338		BEST LAP TIME : 1:53.875		DIFFERENCE : 0.537				
LAP	SECTOR 1	SECTOR 2	SECTOR 3	LAP TIME	MPH	DIFF	TIME OF DAY	
1 -		121.7	45.308	27.110	101.4		10:38:58.382	

Weather / Track : Bright / Dry

Assen

Circuit Length = 2.8222 miles

Start: 10:37 Flag 10:45 End: 10:47

MCRCB BULLETIN TK181

2014 MCE British Superbike Championship - Round 10

2014 Motul British Motostar Championship

WARM-UP - SECTOR ANALYSIS

SECTOR 1 = FL to I1, SECTOR 2 = I1 to I2, SECTOR 3 = I2 to FL, DIFF = Difference To Personal Best Lap

2 -	45.211	121.3	44.169	27.190	100.7	1:56.570	87.15	2.695	10:40:54.952
3 -	44.272	123.3	43.854	26.651	102.3	1:54.777 (3)	88.52	0.902	10:42:49.729
4 -	43.525	124.5	43.570	26.780	102.8	1:53.875 (1)	89.22		10:44:43.604
5 -	44.122	124.2	43.164	26.649	102.6	1:53.935 (2)	89.17	0.060	10:46:37.539

P27	35	Elliot LODGE			Honda - SP125 / Spike Racing					
IDEAL LAP TIME : 1:53.810		BEST LAP TIME : 1:54.108			DIFFERENCE : 0.298					
LAP	SECTOR 1		SECTOR 2		SECTOR 3		LAP TIME	MPH	DIFF	TIME OF DAY
1 -		74.9	47.188	27.887	100.7					10:39:08.309
2 -	46.277	122.6	44.280	30.240	98.7	2:00.797	84.10	6.689		10:41:09.106
3 -	44.622	122.0	43.782	26.824	100.0	1:55.228 (2)	88.17	1.120		10:43:04.334
4 -	45.800	122.2	42.976	26.512	100.5	1:55.288 (3)	88.12	1.180		10:44:59.622
5 -	44.322	122.2	43.131	26.655	100.3	1:54.108 (1)	89.03			10:46:53.730

P28	47	Jake ARCHER			Honda - Jake Archer Racing					
IDEAL LAP TIME : 1:54.854		BEST LAP TIME : 1:54.854			DIFFERENCE : 0.000					
LAP	SECTOR 1		SECTOR 2		SECTOR 3		LAP TIME	MPH	DIFF	TIME OF DAY
1 -	OUTLAP	118.1	46.001	27.644	100.9					10:39:07.728
2 -	45.681	121.1	44.717	27.934	101.2	1:58.332	85.86	3.478		10:41:06.060
3 -	45.065	122.4	44.381	27.085	100.0	1:56.531 (2)	87.18	1.677		10:43:02.591
4 -	45.461	118.3	44.405	26.827	99.4	1:56.693 (3)	87.06	1.839		10:44:59.284
5 -	44.567	118.9	43.550	26.737	99.1	1:54.854 (1)	88.46			10:46:54.138

P29	54	Walid SOPPE			Honda -					
IDEAL LAP TIME : 1:54.974		BEST LAP TIME : 1:54.974			DIFFERENCE : 0.000					
LAP	SECTOR 1		SECTOR 2		SECTOR 3		LAP TIME	MPH	DIFF	TIME OF DAY
1 -	OUTLAP	112.4	50.706	29.539	97.2					10:39:17.472
2 -	45.523	115.7	44.348	27.725	98.9	1:57.596 (3)	86.39	2.622		10:41:15.068
3 -	44.324	117.5	43.473	27.177	98.1	1:54.974 (1)	88.36			10:43:10.042
4 -	44.456	115.7	44.397	27.246	98.1	1:56.099 (2)	87.51	1.125		10:45:06.141

P30	90	Greg GREENWOOD			Luyten Honda - FPW Racing					
IDEAL LAP TIME : 1:55.009		BEST LAP TIME : 1:55.077			DIFFERENCE : 0.068					
LAP	SECTOR 1		SECTOR 2		SECTOR 3		LAP TIME	MPH	DIFF	TIME OF DAY
1 -	OUTLAP	120.0	44.962	27.425	99.6					10:38:59.769
2 -	44.968	119.4	44.064	27.017	100.0	1:56.049 (2)	87.55	0.972		10:40:55.818
3 -	44.386	122.2	43.741	26.950	98.9	1:55.077 (1)	88.29			10:42:50.895

P31	84	Daniel HERMANSSON			TSR Luyten - FPW Racing					
IDEAL LAP TIME : 1:55.158		BEST LAP TIME : 1:55.158			DIFFERENCE : 0.000					
LAP	SECTOR 1		SECTOR 2		SECTOR 3		LAP TIME	MPH	DIFF	TIME OF DAY
1 -	OUTLAP	119.6	47.378	28.087	99.6					10:39:05.991
2 -	45.358	118.3	44.377	27.527	100.3	1:57.262	86.64	2.104		10:41:03.253
3 -	44.462	120.2	43.665	27.491	99.8	1:55.618 (2)	87.87	0.460		10:42:58.871
4 -	44.701	117.3	44.216	27.348	99.8	1:56.265 (3)	87.38	1.107		10:44:55.136
5 -	44.355	117.9	43.634	27.169	98.7	1:55.158 (1)	88.22			10:46:50.294

P32	114	Dennis WILJE			Aprilia -					
IDEAL LAP TIME : 1:56.091		BEST LAP TIME : 1:56.326			DIFFERENCE : 0.235					
LAP	SECTOR 1		SECTOR 2		SECTOR 3		LAP TIME	MPH	DIFF	TIME OF DAY
1 -	OUTLAP	119.6	45.917	27.060	102.8					10:39:08.395
2 -	45.920	123.1	44.044	26.980	101.6	1:56.944 (2)	86.88	0.618		10:41:05.339
3 -	45.256	122.4	43.855	27.215	98.5	1:56.326 (1)	87.34			10:43:01.665

P33	27 M3	Cat GREEN			Honda - Redline Racing					
IDEAL LAP TIME : 1:56.474		BEST LAP TIME : 1:56.605			DIFFERENCE : 0.131					
LAP	SECTOR 1		SECTOR 2		SECTOR 3		LAP TIME	MPH	DIFF	TIME OF DAY

Weather / Track : Bright / Dry

Assen

Circuit Length = 2.8222 miles

Start: 10:37 Flag 10:45 End: 10:47

MCRCB BULLETIN TK181

2014 MCE British Superbike Championship - Round 10

2014 Motul British Motostar Championship

WARM-UP - SECTOR ANALYSIS

SECTOR 1 = FL to I1, SECTOR 2 = I1 to I2, SECTOR 3 = I2 to FL, DIFF = Difference To Personal Best Lap

1 -	OUTLAP	123.8	47.118	28.452	101.2				10:39:06.925
2 -	45.640	124.7	45.349	27.198	102.3	1:58.187	85.96	1.582	10:41:05.112
3 -	45.079	126.8	45.535	27.560	101.9	1:58.174 (3)	85.97	1.569	10:43:03.286
4 -	46.074	122.9	44.696	27.071	101.9	1:57.841 (2)	86.21	1.236	10:45:01.127
5 -	44.758	124.5	44.645	27.202	101.6	1:56.605 (1)	87.13		10:46:57.732

P34 46 M3 Jonathan HANSEN		Honda - Jonathan Racing							
IDEAL LAP TIME : 1:56.273		BEST LAP TIME : 1:56.955		DIFFERENCE : 0.682					
LAP	SECTOR 1	SECTOR 2	SECTOR 3	LAP TIME	MPH	DIFF	TIME OF DAY		
1 -	OUTLAP	120.0	45.975	27.530	101.2				10:39:09.082
2 -	45.900	121.7	44.049	27.503	100.0	1:57.452 (2)	86.50	0.497	10:41:06.534
3 -	44.830	124.5	44.603	27.522	101.4	1:56.955 (1)	86.87		10:43:03.489
4 -	48.933	112.5	47.740	27.394	99.1	2:04.067 (3)	81.89	7.112	10:45:07.556

P35 124 Tasia RODINK		Honda - Promemo Racing							
IDEAL LAP TIME : 1:53.829		BEST LAP TIME : 1:57.679		DIFFERENCE : 3.850					
LAP	SECTOR 1	SECTOR 2	SECTOR 3	LAP TIME	MPH	DIFF	TIME OF DAY		
1 -	OUTLAP	121.5	45.281	26.920	105.2				10:39:02.315
2 -	47.181	110.5	43.819	26.679	103.5	1:57.679 (1)	86.33		10:40:59.994
3 -	43.596	124.9	43.554	IN PIT		1:57.528 P	86.44		10:42:57.522

P36 136 M3 Sander KROEZE		Honda -							
IDEAL LAP TIME : 1:55.114		BEST LAP TIME : 1:58.208		DIFFERENCE : 3.094					
LAP	SECTOR 1	SECTOR 2	SECTOR 3	LAP TIME	MPH	DIFF	TIME OF DAY		
1 -	OUTLAP	124.0	46.910	28.365	102.8				10:39:07.016
2 -	45.731	125.2	45.253	27.224	100.0	1:58.208 (1)	85.95		10:41:05.224
3 -	44.683	124.9	43.207	IN PIT		2:06.052 P	80.60	7.844	10:43:11.276
4 -	OUTLAP	115.9	45.471	28.092	99.6	2:52.077	59.04	53.869	10:46:03.353

P37 93 M3 William SVARD		Honda - Nordgren Racing							
IDEAL LAP TIME : 1:58.304		BEST LAP TIME : 1:58.352		DIFFERENCE : 0.048					
LAP	SECTOR 1	SECTOR 2	SECTOR 3	LAP TIME	MPH	DIFF	TIME OF DAY		
1 -	OUTLAP	104.3	51.454	29.791	98.5				10:39:22.172
2 -	46.726	117.7	48.884	29.005	99.8	2:04.615 (3)	81.53	6.263	10:41:26.787
3 -	45.442	121.3	44.681	28.229	99.4	1:58.352 (1)	85.84		10:43:25.139
4 -	45.807	113.7	46.202	28.181	100.5	2:00.190 (2)	84.53	1.838	10:45:25.329

P38 99 Miguel CORREIA-LOURENCO		Honda - Racing Team Noord Nederland							
IDEAL LAP TIME : 1:58.219		BEST LAP TIME : 1:58.533		DIFFERENCE : 0.314					
LAP	SECTOR 1	SECTOR 2	SECTOR 3	LAP TIME	MPH	DIFF	TIME OF DAY		
1 -	OUTLAP	99.8	52.175	31.151	82.6				10:39:19.111
2 -	50.426	105.1	47.983	28.479	96.0	2:06.888 (3)	80.07	8.355	10:41:25.999
3 -	45.843	116.3	44.595	28.095	97.4	1:58.533 (1)	85.71		10:43:24.532
4 -	46.286	117.9	45.852	27.781	97.0	1:59.919 (2)	84.72	1.386	10:45:24.451

P39 3 Steve LAWTON		KTM - Century 21 / Cresswell Racing							
IDEAL LAP TIME : 2:00.177		BEST LAP TIME : 2:00.179		DIFFERENCE : 0.002					
LAP	SECTOR 1	SECTOR 2	SECTOR 3	LAP TIME	MPH	DIFF	TIME OF DAY		
1 -	OUTLAP	106.1	49.804	29.986	94.5				10:39:18.291
2 -	47.170	114.5	46.306	28.642	97.6	2:02.118 (3)	83.19	1.939	10:41:20.409
3 -	46.038	114.9	45.648	28.493	95.5	2:00.179 (1)	84.54		10:43:20.588
4 -	47.128	113.7	45.849	28.491	95.1	2:01.468 (2)	83.64	1.289	10:45:22.056

P40 226 M3 Johanna INNERFORS		Honda -							
IDEAL LAP TIME : 2:00.572		BEST LAP TIME : 2:00.845		DIFFERENCE : 0.273					
LAP	SECTOR 1	SECTOR 2	SECTOR 3	LAP TIME	MPH	DIFF	TIME OF DAY		
1 -	OUTLAP	117.5	50.040	29.803	97.6				10:39:17.451

Weather / Track : Bright / Dry

Assen

Circuit Length = 2.8222 miles

Start: 10:37 Flag 10:45 End: 10:47

MCRCB BULLETIN TK181

2014 MCE British Superbike Championship - Round 10

2014 Motul British Motostar Championship

WARM-UP - SECTOR ANALYSIS

SECTOR 1 = FL to I1, SECTOR 2 = I1 to I2, SECTOR 3 = I2 to FL, DIFF = Difference To Personal Best Lap

2 -	46.547	116.7	47.347	28.950	97.2	2:02.844 (3)	82.70	1.999	10:41:20.295
3 -	46.252	116.5	46.264	28.329	99.4	2:00.845 (1)	84.07		10:43:21.140
4 -	47.028	118.9	45.991	28.457	98.3	2:01.476 (2)	83.63	0.631	10:45:22.616

P41	7	Jamie ASHBY	Honda - JPA Racing / SP125						
IDEAL LAP TIME : 2:01.248		BEST LAP TIME : 2:01.776		DIFFERENCE : 0.528					

LAP	SECTOR 1	SECTOR 2	SECTOR 3	LAP TIME	MPH	DIFF	TIME OF DAY
1 -	OUTLAP	114.9	49.750	30.121	97.2		10:39:19.299
2 -	47.124	117.7	46.866	28.283	96.8	2:02.273 (3)	83.09 0.497 10:41:21.572
3 -	46.550	118.7	46.903	28.488	96.6	2:01.941 (2)	83.32 0.165 10:43:23.513
4 -	46.993	116.5	46.415	28.368	96.4	2:01.776 (1)	83.43 10:45:25.289

P42	45	M3 Oilly SIMPSON	KTM - Oilly Simpson Racing						
IDEAL LAP TIME : 1:49.621		BEST LAP TIME :		DIFFERENCE :					

LAP	SECTOR 1	SECTOR 2	SECTOR 3	LAP TIME	MPH	DIFF	TIME OF DAY
1 -	OUTLAP	127.3	42.326	25.601	106.2		10:38:52.832
2 -	42.346	126.8	41.674	IN PIT	1:56.443	P	87.25 10:40:49.275

P43	4	Louis VALLELEY	KTM - Century 21 / Cresswell Racing						
IDEAL LAP TIME :		BEST LAP TIME :		DIFFERENCE :					

LAP	SECTOR 1	SECTOR 2	SECTOR 3	LAP TIME	MPH	DIFF	TIME OF DAY
1 -	OUTLAP	99.1	50.930	IN PIT	P		10:39:25.374

P44	28	Bradley RAY	EE125 - FAB-Racing						
IDEAL LAP TIME :		BEST LAP TIME :		DIFFERENCE :					

LAP	SECTOR 1	SECTOR 2	SECTOR 3	LAP TIME	MPH	DIFF	TIME OF DAY
1 -	103.5	45.456	IN PIT	P			10:39:05.302

MCRCB BULLETIN TK182**2014 MCE British Superbike Championship - Round 10****2014 Motul British Motostar Championship****WARM-UP - BEST SPEEDS**

POS	SECTOR 1			SECTOR 2			FINISH LINE		
	NO	NAME	MPH	NO	NAME	MPH	NO	NAME	MPH
1	42	James HOBSON	130.3				1	Thomas VAN LEEUWEN	108.3
2	66	Joe IRVING	129.8				66	Joe IRVING	107.2
3	127	Georgina POLDEN	129.5				61	Ernst DUBBINK	107.2
4	1	Thomas VAN LEEUWEN	129.3				42	James HOBSON	106.7
5	6	Taz TAYLOR	129.0				45	Olly SIMPSON	106.2
6	34	Jordan WEAVING	128.5				80	Bo BENDSNEYDER	105.7
7	26	Jorel BOERBOOM	128.0				26	Jorel BOERBOOM	105.7
8	61	Ernst DUBBINK	127.8				6	Taz TAYLOR	105.5
9	64	Asher DURHAM	127.5				34	Jordan WEAVING	105.5
10	45	Olly SIMPSON	127.3				72	Alex PERSSON	105.2
11	72	Alex PERSSON	127.3				124	Tasia RODINK	105.2
12	80	Bo BENDSNEYDER	127.3				127	Georgina POLDEN	105.2
13	142	Brian SLOOTEN	127.0				64	Asher DURHAM	104.5
14	27	Cat GREEN	126.8				36	Jayson URIBE	103.8
15	32	Martin SVENSSON	126.8				142	Brian SLOOTEN	103.5
16	36	Jayson URIBE	125.6				29	Sven GREVINK	103.0
17	88	Wesley JONKER	125.6				25	Mike BROUWERS	103.0
18	136	Sander KROEZE	125.2				13	Sam BURMAN	102.8
19	65	Josh OWENS	124.9				136	Sander KROEZE	102.8
20	86	Charlie NESBITT	124.9				114	Dennis WILJE	102.8
21	124	Tasia RODINK	124.9				88	Wesley JONKER	102.6
22	79	Chris TAYLOR	124.7				27	Cat GREEN	102.3
23	13	Sam BURMAN	124.5				32	Martin SVENSSON	102.3
24	46	Jonathan HANSEN	124.5				79	Chris TAYLOR	102.3
25	25	Mike BROUWERS	124.0				65	Josh OWENS	101.9
26	74	Joe THOMPSON	123.3				86	Charlie NESBITT	101.9
27	29	Sven GREVINK	123.1				74	Joe THOMPSON	101.6
28	114	Dennis WILJE	123.1				46	Jonathan HANSEN	101.4
29	35	Elliot LODGE	122.6				47	Jake ARCHER	101.2
30	19	Kai JOHNSON	122.4				19	Kai JOHNSON	100.9
31	47	Jake ARCHER	122.4				35	Elliot LODGE	100.7
32	90	Greg GREENWOOD	122.2				12	Edward RENDELL	100.5
33	43	Arnie SHELTON	121.7				93	William SVARD	100.5
34	12	Edward RENDELL	121.5				43	Arnie SHELTON	100.3
35	93	William SVARD	121.3				84	Daniel HERMANSSON	100.3
36	84	Daniel HERMANSSON	120.2				90	Greg GREENWOOD	100.0
37	226	Johanna INNERFORS	118.9				226	Johanna INNERFORS	99.4
38	7	Jamie ASHBY	118.7				54	Walid SOPPE	98.9
39	99	Miguel CORREIA-LOURENCO	117.9				3	Steve LAWTON	97.6
40	54	Walid SOPPE	117.5				99	Miguel CORREIA-LOURENCO	97.4
41	3	Steve LAWTON	114.9				7	Jamie ASHBY	97.2
42	28	Bradley RAY	103.5						
43	4	Louis VALLELEY	99.1						
44									

Weather / Track : Bright / Dry

Assen

Circuit Length = 2.8222 miles

Start: 10:37 Flag 10:45 End: 10:47

Results can be found at www.tsl-timing.com

Printed - 10:49 Sunday, 21 September 2014

MCRCB BULLETIN TK183

2014 MCE British Superbike Championship - Round 10

2014 Motul British Motostar Championship

WARM-UP - BEST SECTORS

SECTOR 1			SECTOR 2			SECTOR 3			IDEAL / BEST COMPARISON						
POS	NO	NAME	TIME	NO	NAME	TIME	NO	NAME	TIME	POS	NO	NAME	IDEAL	BEST	DIFF
1	80	BENDSNEYDER	41.248	80	BENDSNEYDER	40.592	61	DUBBINK	24.984						
2	66	IRVING	41.552	66	IRVING	40.894	1	VAN LEEUWEN	25.010	1	80	BENDSNEYDER	1:46.824	1:46.871	0.000
3	61	DUBBINK	41.798	1	VAN LEEUWEN	41.042	80	BENDSNEYDER	25.031	2	66	IRVING	1:47.505	1:47.696	0.191
4	1	VAN LEEUWEN	41.826	26	BOERBOOM	41.238	66	IRVING	25.059	3	1	VAN LEEUWEN	1:47.878	1:48.057	0.179
5	26	BOERBOOM	42.001	61	DUBBINK	41.331	26	BOERBOOM	25.070	4	61	DUBBINK	1:48.113	1:48.186	0.073
6	36	URIBE	42.015	36	URIBE	41.569	36	URIBE	25.513	5	26	BOERBOOM	1:48.309	1:48.325	0.016
7	45	SIMPSON	42.346	34	WEAVING	41.655	25	BROUWERS	25.576	6	36	URIBE	1:49.097	1:49.097	0.000
8	34	WEAVING	42.427	45	SIMPSON	41.674	45	SIMPSON	25.601	7	45	SIMPSON	1:49.621		
9	6	TAYLOR	42.551	25	BROUWERS	41.805	142	SLOOTEN	25.633	8	34	WEAVING	1:49.754	1:49.999	0.245
10	142	SLOOTEN	42.648	6	TAYLOR	41.834	34	WEAVING	25.672	9	6	TAYLOR	1:50.138	1:50.284	0.146
11	12	RENDELL	42.684	64	DURHAM	41.908	6	TAYLOR	25.753	10	142	SLOOTEN	1:50.284	1:50.800	0.516
12	64	DURHAM	42.785	142	SLOOTEN	42.003	12	RENDELL	25.766	11	25	BROUWERS	1:50.379	1:50.567	0.188
13	86	NESBITT	42.789	88	JONKER	42.086	64	DURHAM	25.912	12	12	RENDELL	1:50.566	1:50.566	0.000
14	42	HOBSON	42.855	65	OWENS	42.097	32	SVENSSON	26.030	13	64	DURHAM	1:50.605	1:50.904	0.299
15	88	JONKER	42.938	12	RENDELL	42.116	86	NESBITT	26.050	14	86	NESBITT	1:50.986	1:51.211	0.225
16	65	OWENS	42.977	86	NESBITT	42.147	88	JONKER	26.062	15	88	JONKER	1:51.086	1:51.086	0.000
17	29	GREVINK	42.994	72	PERSSON	42.208	72	PERSSON	26.068	16	72	PERSSON	1:51.376	1:51.675	0.299
18	25	BROUWERS	42.998	43	SHELTON	42.301	29	GREVINK	26.105	17	65	OWENS	1:51.443	1:51.443	0.000
19	72	PERSSON	43.100	42	HOBSON	42.637	42	HOBSON	26.157	18	42	HOBSON	1:51.649	1:52.118	0.469
20	127	POLDEN	43.104	29	GREVINK	42.744	79	TAYLOR	26.365	19	29	GREVINK	1:51.843	1:52.265	0.422
21	79	TAYLOR	43.473	127	POLDEN	42.746	65	OWENS	26.369	20	127	POLDEN	1:52.343	1:52.343	0.000
22	74	THOMPSON	43.514	32	SVENSSON	42.907	43	SHELTON	26.425	21	32	SVENSSON	1:52.455	1:52.455	0.000
23	32	SVENSSON	43.518	19	JOHNSON	42.918	74	THOMPSON	26.465	22	43	SHELTON	1:52.692	1:52.692	0.000
24	13	BURMAN	43.525	35	LODGE	42.976	127	POLDEN	26.493	23	79	TAYLOR	1:52.906	1:52.906	0.000
25	124	RODINK	43.596	74	THOMPSON	42.979	35	LODGE	26.512	24	74	THOMPSON	1:52.958	1:52.958	0.000
26	19	JOHNSON	43.659	79	TAYLOR	43.068	13	BURMAN	26.649	25	13	BURMAN	1:53.338	1:53.875	0.537
27	43	SHELTON	43.966	13	BURMAN	43.164	124	RODINK	26.679	26	19	JOHNSON	1:53.474	1:53.646	0.172
28	35	LODGE	44.322	136	KROEZE	43.207	47	ARCHER	26.737	27	35	LODGE	1:53.810	1:54.108	0.298
29	54	SOPPE	44.324	54	SOPPE	43.473	19	JOHNSON	26.897	28	124	RODINK	1:53.829	1:57.679	3.850
30	84	HERMANSSON	44.355	47	ARCHER	43.550	90	GREENWOOD	26.950	29	47	ARCHER	1:54.854	1:54.854	0.000
31	90	GREENWOOD	44.386	124	RODINK	43.554	114	WILJE	26.980	30	54	SOPPE	1:54.974	1:54.974	0.000
32	47	ARCHER	44.567	84	HERMANSSON	43.634	27	GREEN	27.071	31	90	GREENWOOD	1:55.009	1:55.077	0.068
33	136	KROEZE	44.683	90	GREENWOOD	43.673	84	HERMANSSON	27.169	32	136	KROEZE	1:55.114	1:58.208	3.094
34	27	GREEN	44.758	114	WILJE	43.855	54	SOPPE	27.177	33	84	HERMANSSON	1:55.158	1:55.158	0.000
35	46	HANSEN	44.830	46	HANSEN	44.049	136	KROEZE	27.224	34	114	WILJE	1:56.091	1:56.326	0.235
36	114	WILJE	45.256	99	CORREIA-LOUREN	44.595	46	HANSEN	27.394	35	46	HANSEN	1:56.273	1:56.955	0.682
37	93	SVARD	45.442	27	GREEN	44.645	99	CORREIA-LOUREN	27.781	36	27	GREEN	1:56.474	1:56.605	0.131
38	99	CORREIA-LOUREN	45.843	93	SVARD	44.681	93	SVARD	28.181	37	99	CORREIA-LOUREN	1:58.219	1:58.533	0.314
39	3	LAWTON	46.038	28	RAY	45.456	7	ASHBY	28.283	38	93	SVARD	1:58.304	1:58.352	0.048
40	226	INNERFORS	46.252	3	LAWTON	45.648	226	INNERFORS	28.329	39	3	LAWTON	2:00.177	2:00.179	0.002
41	7	ASHBY	46.550	226	INNERFORS	45.991	3	LAWTON	28.491	40	226	INNERFORS	2:00.572	2:00.845	0.273
42				7	ASHBY	46.415				41	7	ASHBY	2:01.248	2:01.776	0.528
43				4	VALLELEY	50.930				42	28	RAY			
44										43	4	VALLELEY			
										44	70	NASSI		1:50.529	

Weather / Track : Bright / Dry

Assen

Circuit Length = 2.8222 miles

Start: 10:37 Flag 10:45 End: 10:47

Results can be found at www.tsl-timing.com

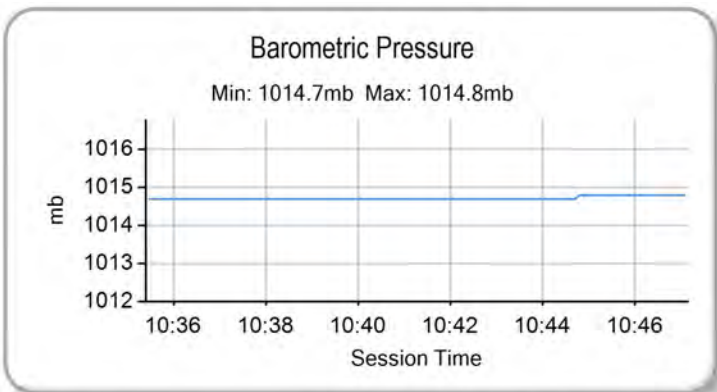
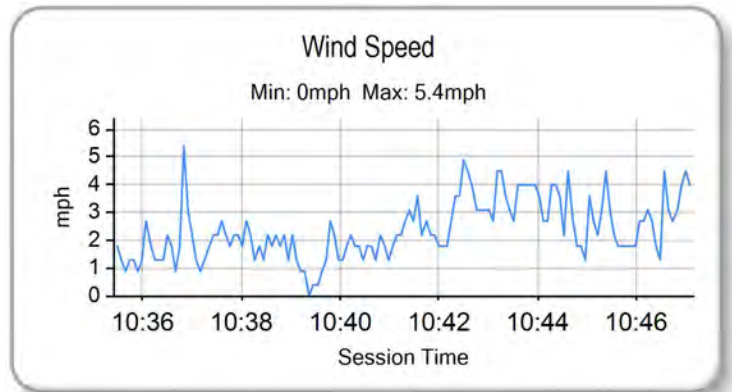
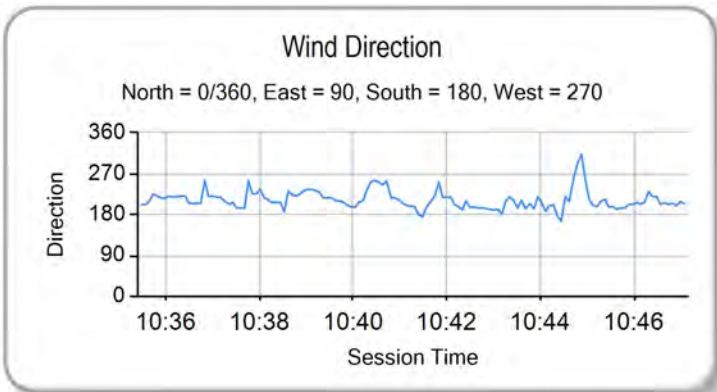
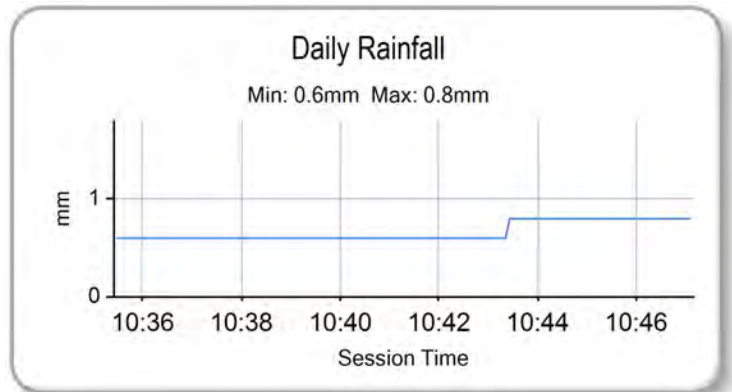
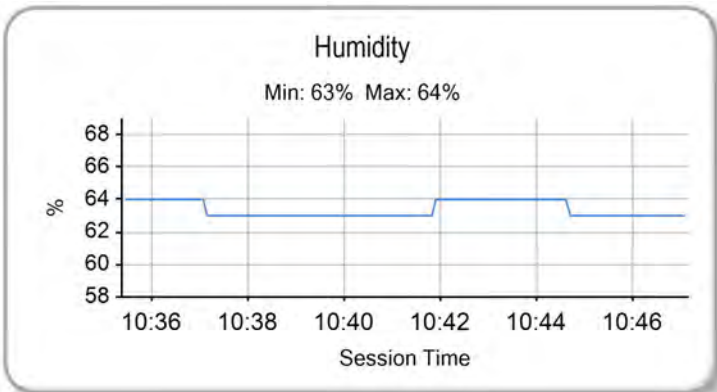
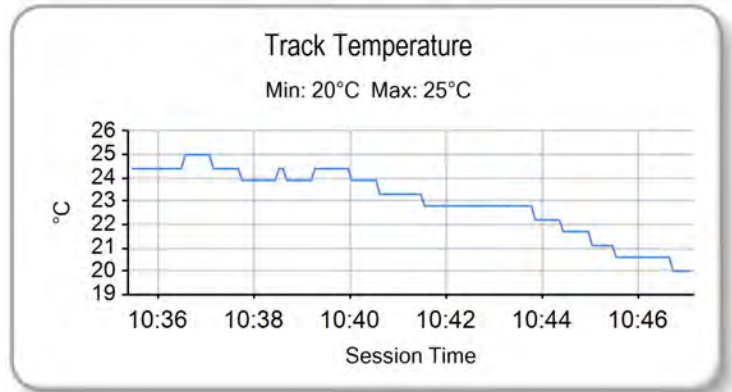
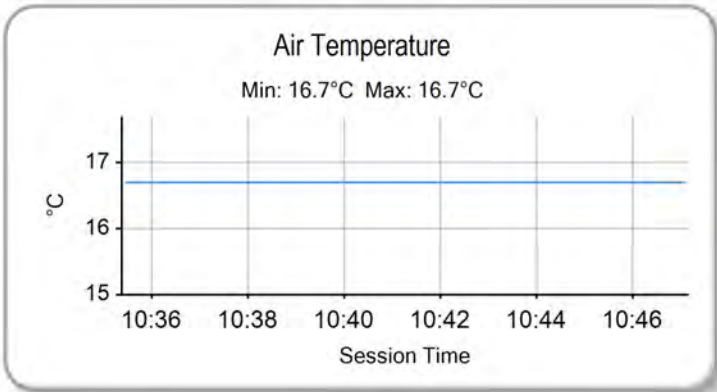
Printed - 10:50 Sunday, 21 September 2014

MCRCB BULLETIN TK184

2014 MCE British Superbike Championship - Round 10

2014 Motul British Motostar Championship

WARM-UP - WEATHER CONDITIONS



Weather / Track : Bright / Dry

Results can be found at www.tsl-timing.com

Assen
Circuit Length = 2.8222 miles
Start: 10:37 Flag 10:45 End: 10:47

Printed - 10:50 Sunday, 21 September 2014



ROW 15			44	7	Jamie ASHBY	1:57.299	43	4	Louis VALLELEY	1:56.691				
ROW 14	42	226	Johanna INNERFORS	1:56.653	41	3	Steve LAWTON	1:56.639	40	93	William SVARD	1:54.879		
ROW 13			39	84	Daniel HERMANSSON	1:53.975	38	46	Jonathan HANSEN	1:53.785	37	90	Greg GREENWOOD	1:53.755
ROW 12	36	99	Miguel CORREIA-LOURENCO	1:53.748	35	54	Walid SOPPE	1:53.221	34	27	Cat GREEN	1:53.042		
ROW 11			33	114	Dennis WILJE	1:52.837	32	47	Jake ARCHER	1:52.742	31	124	Tasia RODINK	1:52.151
ROW 10	30	74	Joe THOMPSON	1:52.057	29	13	Sam BURMAN	1:51.888	28	29	Sven GREVINK	1:51.550		
ROW 9			27	35	Elliot LODGE	1:51.481	26	19	Kai JOHNSON	1:51.407	25	127	Georgina POLDEN	1:51.349
ROW 8	24	79	Chris TAYLOR	1:51.101	23	88	Wesley JONKER	1:50.966	22	42	James HOBSON	1:50.729		
ROW 7			21	32	Martin SVENSSON	1:50.573	20	70	Felix NASSI	1:50.242	19	136	Sander KROEZE	1:50.178
ROW 6	18	25	Mike BROUWERS	1:50.121	17	65	Josh OWENS	1:49.860	16	43	Arnie SHELTON	1:49.364		
ROW 5			15	72	Alex PERSSON	1:49.152	14	64	Asher DURHAM	1:49.139	13	142	Brian SLOOTEN	1:48.954
ROW 4	12	86	Charlie NESBITT	1:48.830	11	36	Jayson URIBE	1:48.479	10	12	Edward RENDELL	1:48.331		
ROW 3			9	6	Taz TAYLOR	1:48.283	8	26	Jorel BOERBOOM	1:47.671	7	34	Jordan WEAIVING	1:47.528
ROW 2	6	45	Olly SIMPSON	1:46.824	5	61	Ernst DUBBINK	1:46.529	4	66	Joe IRVING	1:46.428		
ROW 1			3	28	Bradley RAY	1:46.414	2	1	Thomas VAN LEEUWEN	1:46.024	1	80	Bo BENDSNEYDER	1:45.135
												Pole		

Assen
Circuit Length = 2.8222 miles

These results are provisional until the conclusion of any judicial and technical matters.

Race Director :	Stewards :	Timekeeper :
-----------------	------------	--------------

Results can be found at www.britishsuperbike.com

Printed - 10:52 Sunday, 21 September 2014





POS	NO	CL	PIC NAME	ENTRY	LAPS	TIME	GAP	DIFF	MPH	BEST	ON
1	80	M3	1 Bo BENDSNEYDER	FTR Honda - Dutch Racing Team	9	16:06.965			94.56	1:46.144	5
2	45	M3	2 Olly SIMPSON	KTM - Olly Simpson Racing	9	16:11.692	4.727	4.727	94.10	1:46.838	7
3	61	M3	3 Ernst DUBBINK	Ten Kate Honda - Ernst Dubbink Racing	9	16:11.803	4.838	0.111	94.09	1:46.786	7
4	1	M3	4 Thomas VAN LEEUWEN	KTM - 71Workx.com Racing	9	16:11.809	4.844	0.006	94.09	1:46.849	7
5	66	M3	5 Joe IRVING	KTM - Redline KTM	9	16:18.177	11.212	6.368	93.48	1:47.198	3
6	34	M3	6 Jordan WEAVING	KTM - Jordan Racing / Burkert	9	16:26.781	19.816	8.604	92.66	1:48.489	5
7	6		1 Taz TAYLOR	Luyten Honda - FPW Racing / Hookless Holidays	9	16:28.850	21.885	2.069	92.47	1:48.300	8
8	36	M3	7 Jayson URIBE	Honda - FPW Racing / RSR	9	16:29.459	22.494	0.609	92.41	1:48.279	5
9	43		2 Arnie SHELTON	Honda - e3 Motorsport with Shelton Racing	9	16:37.847	30.882	8.388	91.63	1:48.893	8
10	12		3 Edward RENDELL	Honda - Banks Racing	9	16:39.372	32.407	1.525	91.49	1:49.422	7
11	25	M3	8 Mike BROUWERS	Honda - Joma / Brouwers Racing Team	9	16:39.827	32.862	0.455	91.45	1:49.823	8
12	86	M3	9 Charlie NESBITT	Repli-Cast - Repli-Cast UK	9	16:39.965	33.000	0.138	91.44	1:49.679	9
13	70	M3	10 Felix NASSI	Honda - FX Taki Racing	9	16:40.099	33.134	0.134	91.43	1:49.523	8
14	72		4 Alex PERSSON	Honda - PWR / Nordgren Racing	9	16:40.944	33.979	0.845	91.35	1:49.682	4
15	64	M3	11 Asher DURHAM	Honda - Cresswell Racing / Momentum Recruitment	9	16:41.231	34.266	0.287	91.32	1:49.647	8
16	65		5 Josh OWENS	Honda - RCD Motorsport	9	16:50.268	43.303	9.037	90.51	1:50.333	6
17	136	M3	12 Sander KROEZE	Honda -	9	16:56.221	49.256	5.953	89.98	1:50.613	7
18	32		6 Martin SVENSSON	Honda - Nordgren Racing	9	16:58.747	51.782	2.526	89.75	1:51.130	7
19	79	M3	13 Chris TAYLOR	Honda - Elevator Saddles & Bridles	9	16:59.352	52.387	0.605	89.70	1:51.562	7
20	127		7 Georgina POLDEN	Honda - RS Racing	9	16:59.501	52.536	0.149	89.69	1:51.477	7
21	29	M3	14 Sven GREVINK	Honda -	9	16:59.603	52.638	0.102	89.68	1:51.806	6
22	124		8 Tasia RODINK	Honda - Promemo Racing	9	16:59.664	52.699	0.061	89.67	1:51.473	7
23	35		9 Elliot LODGE	Honda - SP125 / Spike Racing	9	17:04.541	57.576	4.877	89.25	1:51.684	7
24	88		10 Wesley JONKER	Honda -	9	17:04.683	57.718	0.142	89.23	1:52.121	6
25	19		11 Kai JOHNSON	Aprilia - Kinpac Racing	9	17:10.508	1:03.543	5.825	88.73	1:52.286	6
26	74	M3	15 Joe THOMPSON	Repli-Cast - Repli-Cast UK	9	17:16.604	1:09.639	6.096	88.21	1:53.594	6
27	46	M3	16 Jonathan HANSEN	Honda - Jonathan Racing	9	17:25.526	1:18.561	8.922	87.45	1:53.357	9
28	54		12 Walid SOPPE	Honda -	9	17:25.692	1:18.727	0.166	87.44	1:54.750	7
29	90		13 Greg GREENWOOD	Luyten Honda - FPW Racing	9	17:26.186	1:19.221	0.494	87.40	1:53.830	8
30	114		14 Dennis WILJE	Aprilia -	9	17:26.416	1:19.451	0.230	87.38	1:54.164	8
31	47		15 Jake ARCHER	Honda - Jake Archer Racing	9	17:29.735	1:22.770	3.319	87.10	1:54.099	7
32	26	M3	17 Jorel BOERBOOM	Honda - RV Racing	8	14:36.618	1 Lap	1 Lap	92.72	1:48.421	7
33	99		16 Miguel CORREIA-LOURENCO	Honda - Racing Team Noord Nederland	8	15:43.427	1 Lap	1:06.809	86.15	1:55.582	6
34	27	M3	18 Cat GREEN	Honda - Redline Racing	8	15:43.793	1 Lap	0.366	86.12	1:55.565	6
35	93	M3	19 William SVARD	Honda - Nordgren Racing	8	15:48.668	1 Lap	4.875	85.67	1:56.180	8
36	3		17 Steve LAWTON	KTM - Century 21 / Cresswell Racing	8	16:01.628	1 Lap	12.960	84.52	1:57.930	6
37	4		18 Louis VALLELEY	KTM - Century 21 / Cresswell Racing	8	16:08.404	1 Lap	6.776	83.93	1:58.613	3
38	226	M3	20 Johanna INNERFORS	Honda -	8	16:10.399	1 Lap	1.995	83.76	1:58.553	7
39	7		19 Jamie ASHBY	Honda - JPA Racing / SP125	8	16:11.912	1 Lap	1.513	83.63	1:58.874	7

NOT CLASSIFIED

DNF	142	M3	Brian SLOOTEN	Honda - Bakker Frames Holland	4	7:28.857	5 Laps	4 Laps	90.54	1:50.214	3
DNF	84		Daniel HERMANSSON	TSR Luyten - FPW Racing	4	8:07.220	5 Laps	38.363	83.41	1:55.826	3
DNF	13	M3	Sam BURMAN	Honda - WNT / Burman Racing	2	3:57.360	7 Laps	2 Laps	85.60	1:53.588	2
DNF	28		Bradley RAY	EE125 - FAB-Racing	1	1:55.169	8 Laps	1 Lap	88.21		
DNF	42	M3	James HOBSON	KTM - Two 4 Motorsport with RS Racing	1	2:00.561	8 Laps	5.392	84.27		

FASTEST LAP

80	M3	Bo BENDSNEYDER	FTR Honda - Dutch Racing Team	5	1:46.144	95.72 mph	154.04 kph
6		Taz TAYLOR	Luyten Honda - FPW Racing / Hookless Holidays	8	1:48.300	93.81 mph	150.98 kph

New Lap Record

Assen

Circuit Length = 2.8222 miles

Start: 15:01 Flag 00:00 End: 15:20

Weather / Track : Bright / Dry

These results are provisional until the conclusion of any judicial and technical matters.

Race Director :	Stewards :	Timekeeper :

Results can be found at www.britishsuperbike.com

Printed - 15:21 Sunday, 21 September 2014



2014 MCE British Superbike Championship - Round 10

2014 Motul British Motostar Championship

RACE 9 - LAP CHART

LAP 1 @ 15:03:40.521

NO	BEHIND	LAP TIME
1		1:52.764
80	0.197	1:52.961
45	0.752	1:53.516
61	0.887	1:53.651
26	2.021	1:54.785
66	2.294	1:55.058
28	2.405	1:55.169
34	2.775	1:55.539
6	2.789	1:55.553
36	2.902	1:55.666
86	4.206	1:56.970
12	4.274	1:57.038
25	4.394	1:57.158
64	4.791	1:57.555
142	4.879	1:57.643
72	6.177	1:58.941
43	6.888	1:59.652
70	7.034	1:59.798
42	7.797	2:00.561
29	8.072	2:00.836
127	8.262	2:01.026
79	8.427	2:01.191
65	8.577	2:01.341
136	8.702	2:01.466
32	9.102	2:01.866
124	10.033	2:02.797
35	10.661	2:03.425
74	10.815	2:03.579
13	11.008	2:03.772
54	11.880	2:04.644
84	12.179	2:04.943
88	12.373	2:05.137
19	12.877	2:05.641
27	13.186	2:05.950
90	13.351	2:06.115
47	13.981	2:06.745
99	15.048	2:07.812
3	15.862	2:08.626
46	15.960	2:08.724
4	16.315	2:09.079
93	16.821	2:09.585
114	17.103	2:09.867
7	18.610	2:11.374
226	18.870	2:11.634

LAP 2 @ 15:05:28.204

NO	BEHIND	LAP TIME
80		1:47.486
1	0.166	1:47.849
61	0.536	1:47.332
45	0.746	1:47.677
66	2.410	1:47.799
26	2.996	1:48.658
36	4.111	1:48.892
34	4.116	1:49.024
6	4.428	1:49.322
86	7.271	1:50.748
25	7.508	1:50.797
12	7.790	1:51.199
142	7.978	1:50.782
64	8.202	1:51.094
70	9.536	1:50.185

Weather / Track : Bright / Dry

43	10.068	1:50.863
72	10.073	1:51.579
29	13.440	1:53.051
65	13.598	1:52.704
79	13.874	1:53.130
127	14.261	1:53.682
136	14.364	1:53.345
32	14.537	1:53.118
124	15.077	1:52.727
35	15.982	1:53.004
13	16.913	1:53.588
74	17.518	1:54.386
88	17.619	1:52.929
54	19.458	1:55.261
19	20.420	1:55.226
84	20.830	1:56.334
47	23.017	1:56.719
27	23.231	1:57.728
90	23.455	1:57.787
46	23.601	1:55.324
114	24.063	1:54.643
99	24.071	1:56.706
3	27.724	1:59.545
93	28.231	1:59.093
4	28.579	1:59.947
7	31.540	2:00.613
226	31.797	2:00.610

LAP 3 @ 15:07:14.546

NO	BEHIND	LAP TIME
80		1:46.342
1	0.814	1:46.990
61	1.151	1:46.957
45	1.890	1:47.486
66	3.266	1:47.198
26	5.385	1:48.731
34	6.439	1:48.665
36	6.602	1:48.833
6	6.820	1:48.734
25	11.290	1:50.124
86	11.518	1:50.589
142	11.850	1:50.214
12	12.029	1:50.581
64	12.060	1:50.200
70	13.313	1:50.119
72	13.766	1:50.035
43	13.779	1:50.053
65	18.882	1:51.626
79	19.804	1:52.272
29	20.042	1:52.944
136	20.405	1:52.383
127	20.416	1:52.497
32	20.782	1:52.587
124	21.356	1:52.621
35	22.514	1:52.874
88	24.205	1:52.928
74	25.168	1:53.992
19	26.741	1:52.663
54	28.069	1:54.953
84	30.314	1:55.826
90	32.712	1:55.599
47	32.792	1:56.117
114	32.878	1:55.157
46	33.287	1:56.028
27	34.265	1:57.376

99	35.383	1:57.654
93	39.317	1:57.428
3	40.017	1:58.635
4	40.850	1:58.613
7	45.835	2:00.637
226	46.243	2:00.788

LAP 4 @ 15:09:01.001

NO	BEHIND	LAP TIME
80		1:46.455
61	1.979	1:47.283
1	2.111	1:47.752
45	2.494	1:47.059
66	4.115	1:47.304
26	8.032	1:49.102
34	8.793	1:48.809
36	8.853	1:48.706
6	9.050	1:48.685
142	15.613	1:50.218
25	15.700	1:50.865
86	15.736	1:50.673
12	16.048	1:50.474
64	16.226	1:50.621
70	16.731	1:49.873
43	16.969	1:49.645
72	16.993	1:49.682
65	23.511	1:51.084
79	26.152	1:52.803
29	26.352	1:52.765
127	26.892	1:52.931
136	26.983	1:53.033
32	26.988	1:52.661
124	27.230	1:52.329
35	28.564	1:52.505
88	30.133	1:52.383
19	32.948	1:52.662
74	33.186	1:54.473
54	36.976	1:55.362
114	40.906	1:54.483
90	41.695	1:55.438
47	41.758	1:55.421
46	42.737	1:55.905
99	44.679	1:55.751
27	45.337	1:57.527
93	49.959	1:57.097
4	53.705	1:59.310
3	53.773	2:00.211
84	53.976	2:10.117 P
226	59.717	1:59.929
7	59.858	2:00.478

LAP 5 @ 15:10:47.145

NO	BEHIND	LAP TIME
80		1:46.144
61	3.017	1:47.182
1	3.141	1:47.174
45	3.341	1:46.991
66	5.232	1:47.261
26	10.750	1:48.862
36	10.988	1:48.279
34	11.138	1:48.489
6	11.417	1:48.511
25	19.993	1:50.437
86	20.150	1:50.558

12	20.519	1:50.615
70	20.544	1:49.957
43	20.805	1:49.980
64	20.853	1:50.771
72	21.014	1:50.165
65	28.001	1:50.634
79	32.310	1:52.302
29	32.422	1:52.214
136	32.698	1:51.859
127	32.965	1:52.217
32	33.170	1:52.326
124	33.357	1:52.271
35	34.589	1:52.169
88	36.203	1:52.214
19	39.687	1:52.883
74	40.842	1:53.800
54	46.244	1:55.412
90	49.981	1:54.430
114	50.027	1:55.265
46	50.670	1:54.077
47	50.933	1:55.319
99	54.514	1:55.979
27	55.589	1:56.396
93	1:00.613	1:56.798
3	1:07.067	1:59.438
4	1:08.600	2:01.039
226	1:13.522	1:59.949
7	1:14.127	2:00.413

LAP 6 @ 15:12:33.846

NO	BEHIND	LAP TIME
80		1:46.701
1	3.430	1:46.990
61	3.774	1:47.458
45	4.031	1:47.391
66	6.140	1:47.609
26	12.731	1:48.682
36	13.068	1:48.781
34	13.237	1:48.800
6	13.451	1:48.735
25	23.942	1:50.650
12	24.431	1:50.613
86	24.472	1:51.023
43	24.547	1:50.443
70	24.585	1:50.742
64	24.599	1:50.447
72	24.675	1:50.362
65	31.633	1:50.333
136	36.991	1:50.994
29	37.527	1:51.806
127	37.919	1:51.655
79	38.164	1:52.555
32	38.439	1:51.970
124	38.483	1:51.827
35	39.794	1:51.906
88	41.623	1:52.121
19	45.272	1:52.286
74	47.735	1:53.594
54	54.446	1:54.903
114	57.687	1:54.361
90	57.975	1:54.695
46	58.102	1:54.133
47	58.534	1:54.302
99	1:03.395	1:55.582
27	1:04.453	1:55.565

93	1:10.144	1:56.232
3	1:18.296	1:57.930
4	1:22.563	2:00.664
226	1:25.950	1:59.129
7	1:27.429	2:00.003

LAP 7 @ 15:14:20.430

NO	BEHIND	LAP TIME
80		1:46.584
1	3.695	1:46.849
61	3.976	1:46.786
45	4.285	1:46.838
66	7.391	1:47.835
26	14.568	1:48.421
36	14.929	1:48.445
34	15.152	1:48.499
6	15.357	1:48.490
43	27.021	1:49.058
12	27.269	1:49.422
25	27.376	1:50.018
86	27.579	1:49.691
70	27.802	1:49.801
72	27.891	1:49.800
64	28.383	1:50.368
65	35.547	1:50.498
136	41.020	1:50.613
127	42.812	1:51.477
32	42.985	1:51.130
29	43.097	1:52.154
79	43.142	1:51.562
124	43.372	1:51.473
35	44.894	1:51.684
88	47.406	1:52.367
19	51.182	1:52.494
74	55.599	1:54.448
54	1:02.612	1:54.750
114	1:05.329	1:54.226
90	1:05.621	1:54.230
46	1:05.709	1:54.191
47	1:06.049	1:54.099
99	1:13.590	1:56.779
27	1:13.905	1:56.036
93	1:19.815	1:56.255
3	1:30.029	1:58.317
4	1:36.035	2:00.056
226	1:37.919	1:58.553
7	1:39.719	1:58.874

LAP 8 @ 15:16:07.254

NO	BEHIND	LAP TIME
80		1:46.824
45	4.686	1:47.225
1	4.810	1:47.939
61	5.063	1:47.911
66	9.216	1:48.649
6	16.833	1:48.300
34	17.038	1:48.710
26	17.121	1:49.377
36	17.315	1:49.210
43	29.090	1:48.893
12	30.044	1:49.599
25	30.375	1:49.823
70	30.501	1:49.523
86	30.789	1:50.034

Assen

MCRCB BULLETIN TK236

2014 MCE British Superbike Championship - Round 10

2014 Motul British Motostar Championship

RACE 9 - LAP CHART

72	30.863	1:49.796
64	31.206	1:49.647
65	39.700	1:50.977
136	45.482	1:51.286
32	47.593	1:51.432
127	47.859	1:51.871
79	48.141	1:51.823
29	48.172	1:51.899
124	48.252	1:51.704
35	51.410	1:53.340
88	52.761	1:52.179
19	57.316	1:52.958
74	1:02.850	1:54.075
54	1:10.734	1:54.946
90	1:12.627	1:53.830
114	1:12.669	1:54.164
46	1:12.672	1:53.787
47	1:14.362	1:55.137
99	1:23.930	1:57.164
27	1:24.296	1:57.215
93	1:29.171	1:56.180
3	1:42.131	1:58.926

LAP 9 @ 15:17:54.722

NO	BEHIND	LAP TIME
80		1:47.468
4	1 Lap	1:59.696
226	1 Lap	1:59.807
45	4.727	1:47.509
61	4.838	1:47.243
1	4.844	1:47.502
7	1 Lap	1:59.520
66	11.212	1:49.464
34	19.816	1:50.246
6	21.885	1:52.520
36	22.494	1:52.647
43	30.882	1:49.260
12	32.407	1:49.831
25	32.862	1:49.955
86	33.000	1:49.679
70	33.134	1:50.101
72	33.979	1:50.584
64	34.266	1:50.528
65	43.303	1:51.071
136	49.256	1:51.242
32	51.782	1:51.657
79	52.387	1:51.714
127	52.536	1:52.145
29	52.638	1:51.934
124	52.699	1:51.915
35	57.576	1:53.634
88	57.718	1:52.425
19	1:03.543	1:53.695
74	1:09.639	1:54.257
46	1:18.561	1:53.357
54	1:18.727	1:55.461
90	1:19.221	1:54.062
114	1:19.451	1:54.250
47	1:22.770	1:55.876

Weather / Track : Bright / Dry

MCRCB BULLETIN TK237

2014 MCE British Superbike Championship - Round 10

2014 Motul British Motostar Championship

RACE 9 - POSITION CHART

No	Name	Lap Pos												
			1	2	3	4	5	6	7	8	9	10		
80	BENDSNEYDER	1	1	80	80	80	80	80	80	80	80	80	80	80
1	VAN LEEUWEN	2	80	1	1	61	61	1	1	45	45			
28	RAY	3	45	61	61	1	1	61	61	1	61			
66	IRVING	4	61	45	45	45	45	45	45	61	1			
61	DUBBINK	5	26	66	66	66	66	66	66	66	66	66	66	66
45	SIMPSON	6	66	26	26	26	26	26	26	26	6	34		
34	WEAVING	7	28	36	34	34	36	36	36	34	6			
26	BOERBOOM	8	34	34	36	36	34	34	34	26	36			
6	TAYLOR	9	6	6	6	6	6	6	6	6	36	43		
12	RENDELL	10	36	86	25	142	25	25	43	43	12			
36	URIBE	11	86	25	86	25	86	12	12	12	25			
86	NESBITT	12	12	12	142	86	12	86	25	25	86			
142	SLOOTEN	13	25	142	12	12	70	43	86	70	70			
64	DURHAM	14	64	64	64	64	43	70	70	86	72			
72	PERSSON	15	142	70	70	70	64	64	72	72	64			
43	SHELTON	16	72	43	72	43	72	72	64	64	65			
65	OWENS	17	43	72	43	72	65	65	65	65	136			
25	BROUWERS	18	70	29	65	65	79	136	136	136	32			
136	KROEZE	19	42	65	79	79	29	29	127	32	79			
70	NASSI	20	29	79	29	29	136	127	32	127	127			
32	SVENSSON	21	127	127	136	127	127	79	29	79	29			
42	HOBSON	22	79	136	127	136	32	32	79	29	124			
88	JONKER	23	65	32	32	32	124	124	124	124	35			
79	TAYLOR	24	136	124	124	124	35	35	35	35	88			
127	POLDEN	25	32	35	35	35	88	88	88	88	19			
19	JOHNSON	26	124	13	88	88	19	19	19	19	74			
35	LODGE	27	35	74	74	19	74	74	74	74	46			
29	GREVINK	28	74	88	19	74	54	54	54	54	54			
13	BURMAN	29	13	54	54	54	90	114	114	90	90			
74	THOMPSON	30	54	19	84	114	114	90	90	114	114			
124	RODINK	31	84	84	90	90	46	46	46	46	47			
47	ARCHER	32	88	47	47	47	47	47	47	47	47			
114	WILJE	33	19	27	114	46	99	99	99	99	99			
27	GREEN	34	27	90	46	99	27	27	27	27	27			
54	SOPPE	35	90	46	27	27	93	93	93	93	93			
99	CORREIA-LOURENCO	36	47	114	99	93	3	3	3	3	3			
90	GREENWOOD	37	99	99	93	4	4	4	4	4	4			
46	HANSEN	38	3	3	3	3	226	226	226	226	226			
84	HERMANSSON	39	46	93	4	84	7	7	7	7	7			
93	SVARD	40	4	4	7	226								
3	LAWTON	41	93	7	226	7								
226	INNERFORS	42	114	226										
4	VALLELEY	43	7											
7	ASHBY	44	226											

Assen

Circuit Length = 2.8222 miles

Start: 15:01 Flag 00:00 End: 15:20

Weather / Track : Bright / Dry

Results can be found at www.tsl-timing.com

Printed - 15:24 Sunday, 21 September 2014

MCRCB BULLETIN TK238

2014 MCE British Superbike Championship - Round 10

2014 Motul British Motostar Championship

RACE 9 - SECTOR ANALYSIS

SECTOR 1 = FL to I1, SECTOR 2 = I1 to I2, SECTOR 3 = I2 to FL, DIFF = Difference To Personal Best Lap

P1		80 M3		Bo BENDSNEYDER		FTR Honda - Dutch Racing Team				
IDEAL LAP TIME : 1:46.062		BEST LAP TIME : 1:46.144		DIFFERENCE : 0.082						
LAP	SECTOR 1		SECTOR 2		SECTOR 3		LAP TIME	MPH	DIFF	TIME OF DAY
1 -		126.1	41.106	25.069	105.5	1:52.961	89.94	6.817	15:03:40.718	
2 -	41.233	125.2	41.246	25.007	106.2	1:47.486	94.52	1.342	15:05:28.204	
3 -	40.995	124.9	40.570	24.777	105.5	1:46.342 (2)	95.54	0.198	15:07:14.546	
4 -	41.098	124.2	40.453	24.904	106.5	1:46.455 (3)	95.44	0.311	15:09:01.001	
5 -	40.845	125.2	40.440	24.859	106.7	1:46.144 (1)	95.72		15:10:47.145	
6 -	41.119	125.2	40.703	24.879	106.5	1:46.701	95.22	0.557	15:12:33.846	
7 -	41.271	124.5	40.494	24.819	106.0	1:46.584	95.32	0.440	15:14:20.430	
8 -	41.285	125.9	40.496	25.043	106.0	1:46.824	95.11	0.680	15:16:07.254	
9 -	41.175	125.9	40.909	25.384	106.2	1:47.468	94.54	1.324	15:17:54.722	

P2		45 M3		Oilly SIMPSON		KTM - Oilly Simpson Racing				
IDEAL LAP TIME : 1:46.683		BEST LAP TIME : 1:46.838		DIFFERENCE : 0.155						
LAP	SECTOR 1		SECTOR 2		SECTOR 3		LAP TIME	MPH	DIFF	TIME OF DAY
1 -		130.8	41.370	25.237	106.0	1:53.516	89.50	6.678	15:03:41.273	
2 -	41.955	129.0	40.605	25.117	107.2	1:47.677	94.35	0.839	15:05:28.950	
3 -	41.720	128.3	40.726	25.040	107.0	1:47.486	94.52	0.648	15:07:16.436	
4 -	41.483	126.6	40.589	24.987	107.8	1:47.059 (3)	94.90	0.221	15:09:03.495	
5 -	41.365	128.8	40.519	25.107	108.3	1:46.991 (2)	94.96	0.153	15:10:50.486	
6 -	41.596	129.3	40.983	24.812	107.5	1:47.391	94.60	0.553	15:12:37.877	
7 -	41.461	129.8	40.506	24.871	107.2	1:46.838 (1)	95.09		15:14:24.715	
8 -	41.372	130.3	40.823	25.030	106.2	1:47.225	94.75	0.387	15:16:11.940	
9 -	41.404	127.3	40.574	25.531	104.5	1:47.509	94.50	0.671	15:17:59.449	

P3		61 M3		Ernst DUBBINK		Ten Kate Honda - Ernst Dubbink Racing				
IDEAL LAP TIME : 1:46.510		BEST LAP TIME : 1:46.786		DIFFERENCE : 0.276						
LAP	SECTOR 1		SECTOR 2		SECTOR 3		LAP TIME	MPH	DIFF	TIME OF DAY
1 -		129.5	41.536	25.084	105.2	1:53.651	89.39	6.865	15:03:41.408	
2 -	41.549	126.3	40.583	25.200	106.7	1:47.332	94.66	0.546	15:05:28.740	
3 -	41.497	127.0	40.612	24.848	106.5	1:46.957 (2)	94.99	0.171	15:07:15.697	
4 -	41.541	126.1	40.740	25.002	105.7	1:47.283	94.70	0.497	15:09:02.980	
5 -	41.456	125.9	40.691	25.035	106.5	1:47.182 (3)	94.79	0.396	15:10:50.162	
6 -	41.631	124.9	41.048	24.779	107.0	1:47.458	94.55	0.672	15:12:37.620	
7 -	41.534	126.1	40.440	24.812	106.7	1:46.786 (1)	95.14		15:14:24.406	
8 -	41.496	126.1	41.084	25.331	106.7	1:47.911	94.15	1.125	15:16:12.317	
9 -	41.472	127.3	40.275	25.496	103.0	1:47.243	94.73	0.457	15:17:59.560	

P4		1 M3		Thomas VAN LEEUWEN		KTM - 71Workx.com Racing				
IDEAL LAP TIME : 1:46.592		BEST LAP TIME : 1:46.849		DIFFERENCE : 0.257						
LAP	SECTOR 1		SECTOR 2		SECTOR 3		LAP TIME	MPH	DIFF	TIME OF DAY
1 -		125.9	41.234	24.932	107.2	1:52.764	90.10	5.915	15:03:40.521	
2 -	41.729	127.8	41.121	24.999	108.3	1:47.849	94.20	1.000	15:05:28.370	
3 -	41.375	127.0	40.811	24.804	108.0	1:46.990 (2)	94.96	0.141	15:07:15.360	
4 -	41.620	125.4	40.918	25.214	109.1	1:47.752	94.29	0.903	15:09:03.112	
5 -	41.387	128.8	40.685	25.102	108.3	1:47.174	94.80	0.325	15:10:50.286	
6 -	41.500	126.1	40.691	24.799	106.5	1:46.990 (2)	94.96	0.141	15:12:37.276	
7 -	41.488	126.1	40.667	24.694	107.5	1:46.849 (1)	95.08		15:14:24.125	
8 -	41.552	126.8	41.143	25.244	108.3	1:47.939	94.12	1.090	15:16:12.064	
9 -	41.328	128.0	40.570	25.604	106.2	1:47.502	94.51	0.653	15:17:59.566	

P5		66 M3		Joe IRVING		KTM - Redline KTM				
IDEAL LAP TIME : 1:47.010		BEST LAP TIME : 1:47.198		DIFFERENCE : 0.188						
LAP	SECTOR 1		SECTOR 2		SECTOR 3		LAP TIME	MPH	DIFF	TIME OF DAY
1 -		129.5	41.657	25.591	107.0	1:55.058	88.30	7.860	15:03:42.815	
2 -	41.482	128.8	41.172	25.145	106.7	1:47.799	94.25	0.601	15:05:30.614	
3 -	41.292	128.8	40.769	25.137	107.2	1:47.198 (1)	94.77		15:07:17.812	
4 -	41.571	128.0	40.784	24.949	107.8	1:47.304 (3)	94.68	0.106	15:09:05.116	

Assen

Circuit Length = 2.8222 miles

Start: 15:01 Flag 00:00 End: 15:20

Weather / Track : Bright / Dry

MCRCB BULLETIN TK238

2014 MCE British Superbike Championship - Round 10

2014 Motul British Motostar Championship

RACE 9 - SECTOR ANALYSIS

SECTOR 1 = FL to I1, SECTOR 2 = I1 to I2, SECTOR 3 = I2 to FL, DIFF = Difference To Personal Best Lap

5 -	41.475	128.0	40.779	25.007	108.0	1:47.261 (2)	94.72	0.063	15:10:52.377
6 -	41.459	127.5	41.012	25.138	107.0	1:47.609	94.41	0.411	15:12:39.986
7 -	41.781	128.0	41.030	25.024	107.2	1:47.835	94.21	0.637	15:14:27.821
8 -	41.660	128.8	41.510	25.479	107.2	1:48.649	93.51	1.451	15:16:16.470
9 -	41.876	127.5	41.783	25.805	106.2	1:49.464	92.81	2.266	15:18:05.934

P6 34 M3 Jordan WEAVING			KTM - Jordan Racing / Burkert						
IDEAL LAP TIME : 1:47.983			BEST LAP TIME : 1:48.489		DIFFERENCE : 0.506				
LAP	SECTOR 1	SECTOR 2	SECTOR 3	LAP TIME	MPH	DIFF	TIME OF DAY		
1 -		125.6	41.596	26.081	104.5	1:55.539	87.93	7.050	15:03:43.296
2 -	41.850	124.7	41.427	25.747	104.5	1:49.024	93.19	0.535	15:05:32.320
3 -	41.905	124.5	41.250	25.510	104.2	1:48.665 (3)	93.49	0.176	15:07:20.985
4 -	41.968	123.8	41.357	25.484	102.8	1:48.809	93.37	0.320	15:09:09.794
5 -	41.950	125.9	40.954	25.585	106.2	1:48.489 (1)	93.65		15:10:58.283
6 -	41.902	125.9	41.515	25.383	104.7	1:48.800	93.38	0.311	15:12:47.083
7 -	41.889	126.1	41.340	25.270	105.5	1:48.499 (2)	93.64	0.010	15:14:35.582
8 -	41.759	126.6	41.232	25.719	105.2	1:48.710	93.46	0.221	15:16:24.292
9 -	42.822	123.8	41.408	26.016	103.0	1:50.246	92.15	1.757	15:18:14.538

P7 6 Taz TAYLOR			Luyten Honda - FPW Racing / Hookless Holidays						
IDEAL LAP TIME : 1:47.936			BEST LAP TIME : 1:48.300		DIFFERENCE : 0.364				
LAP	SECTOR 1	SECTOR 2	SECTOR 3	LAP TIME	MPH	DIFF	TIME OF DAY		
1 -		126.3	41.836	25.411	101.9	1:55.553	87.92	7.253	15:03:43.310
2 -	42.024	128.0	41.577	25.721	104.5	1:49.322	92.93	1.022	15:05:32.632
3 -	41.801	126.8	41.333	25.600	104.5	1:48.734	93.44	0.434	15:07:21.366
4 -	42.168	120.9	41.079	25.438	106.2	1:48.685	93.48	0.385	15:09:10.051
5 -	41.960	123.3	40.859	25.692	105.0	1:48.511 (3)	93.63	0.211	15:10:58.562
6 -	41.678	125.6	41.568	25.489	104.5	1:48.735	93.43	0.435	15:12:47.297
7 -	41.805	124.7	40.992	25.693	105.5	1:48.490 (2)	93.65	0.190	15:14:35.787
8 -	41.666	126.1	41.189	25.445	103.8	1:48.300 (1)	93.81		15:16:24.087
9 -	42.101	123.1	41.342	29.077	92.6	1:52.520	90.29	4.220	15:18:16.607

P8 36 M3 Jayson URIBE			Honda - FPW Racing / RSR						
IDEAL LAP TIME : 1:48.038			BEST LAP TIME : 1:48.279		DIFFERENCE : 0.241				
LAP	SECTOR 1	SECTOR 2	SECTOR 3	LAP TIME	MPH	DIFF	TIME OF DAY		
1 -		126.8	41.849	25.813	104.7	1:55.666	87.84	7.387	15:03:43.423
2 -	41.826	125.2	41.553	25.513	102.8	1:48.892	93.30	0.613	15:05:32.315
3 -	42.083	125.4	41.290	25.460	104.7	1:48.833	93.35	0.554	15:07:21.148
4 -	41.954	124.5	41.286	25.466	106.0	1:48.706 (3)	93.46	0.427	15:09:09.854
5 -	41.664	123.5	40.938	25.677	106.0	1:48.279 (1)	93.83		15:10:58.133
6 -	42.002	124.0	41.295	25.484	104.5	1:48.781	93.40	0.502	15:12:46.914
7 -	41.696	124.9	41.313	25.436	105.2	1:48.445 (2)	93.68	0.166	15:14:35.359
8 -	41.709	126.1	41.757	25.744	105.7	1:49.210	93.03	0.931	15:16:24.569
9 -	44.617	122.0	41.493	26.537	100.9	1:52.647	90.19	4.368	15:18:17.216

P9 43 Arnie SHELTON			Honda - e3 Motorsport with Shelton Racing						
IDEAL LAP TIME : 1:48.701			BEST LAP TIME : 1:48.893		DIFFERENCE : 0.192				
LAP	SECTOR 1	SECTOR 2	SECTOR 3	LAP TIME	MPH	DIFF	TIME OF DAY		
1 -		125.2	43.336	26.165	103.0	1:59.652	84.91	10.759	15:03:47.409
2 -	43.061	122.6	41.889	25.913	102.3	1:50.863	91.64	1.970	15:05:38.272
3 -	42.855	122.9	41.500	25.698	101.4	1:50.053	92.32	1.160	15:07:28.325
4 -	42.612	123.8	41.365	25.668	104.5	1:49.645	92.66	0.752	15:09:17.970
5 -	42.696	125.4	41.163	26.121	104.7	1:49.980	92.38	1.087	15:11:07.950
6 -	42.412	124.9	41.946	26.085	102.3	1:50.443	91.99	1.550	15:12:58.393
7 -	42.099	122.6	41.157	25.802	102.3	1:49.058 (2)	93.16	0.165	15:14:47.451
8 -	42.107	122.4	40.972	25.814	102.3	1:48.893 (1)	93.30		15:16:36.344
9 -	42.297	121.5	41.163	25.800	102.6	1:49.260 (3)	92.99	0.367	15:18:25.604

Weather / Track : Bright / Dry

Assen

Circuit Length = 2.8222 miles

Start: 15:01 Flag 00:00 End: 15:20

MCRCB BULLETIN TK238

2014 MCE British Superbike Championship - Round 10

2014 Motul British Motostar Championship

RACE 9 - SECTOR ANALYSIS

SECTOR 1 = FL to I1, SECTOR 2 = I1 to I2, SECTOR 3 = I2 to FL, DIFF = Difference To Personal Best Lap

P10 12		Edward RENDELL		Honda - Banks Racing					
IDEAL LAP TIME : 1:49.231		BEST LAP TIME : 1:49.422		DIFFERENCE : 0.191					
LAP	SECTOR 1	SECTOR 2	SECTOR 3	LAP TIME	MPH	DIFF	TIME OF DAY		
1 -		123.3	42.080	26.044	96.8	1:57.038	86.81	7.616	15:03:44.795
2 -	42.956	123.1	42.228	26.015	102.1	1:51.199	91.36	1.777	15:05:35.994
3 -	42.644	121.3	41.935	26.002	102.1	1:50.581	91.87	1.159	15:07:26.575
4 -	42.670	123.1	41.808	25.996	102.3	1:50.474	91.96	1.052	15:09:17.049
5 -	42.792	123.5	41.644	26.179	101.9	1:50.615	91.85	1.193	15:11:07.664
6 -	42.658	124.5	41.940	26.015	98.9	1:50.613	91.85	1.191	15:12:58.277
7 -	42.484	123.5	41.236	25.702	101.9	1:49.422 (1)	92.85		15:14:47.699
8 -	42.321	122.9	41.479	25.799	101.2	1:49.599 (2)	92.70	0.177	15:16:37.298
9 -	42.415	121.1	41.538	25.878	100.5	1:49.831 (3)	92.50	0.409	15:18:27.129

P11 25 M3		Mike BROUWERS		Honda - Joma / Brouwers Racing Team					
IDEAL LAP TIME : 1:49.644		BEST LAP TIME : 1:49.823		DIFFERENCE : 0.179					
LAP	SECTOR 1	SECTOR 2	SECTOR 3	LAP TIME	MPH	DIFF	TIME OF DAY		
1 -		122.9	42.100	25.432	104.0	1:57.158	86.72	7.335	15:03:44.915
2 -	42.578	122.9	42.598	25.621	103.3	1:50.797	91.70	0.974	15:05:35.712
3 -	42.701	120.4	41.968	25.455	102.1	1:50.124	92.26	0.301	15:07:25.836
4 -	42.848	120.4	42.047	25.970	103.3	1:50.865	91.64	1.042	15:09:16.701
5 -	42.752	120.2	41.856	25.829	102.3	1:50.437	91.99	0.614	15:11:07.138
6 -	43.149	120.2	41.797	25.704	101.4	1:50.650	91.82	0.827	15:12:57.788
7 -	42.726	120.6	41.817	25.475	103.8	1:50.018 (3)	92.35	0.195	15:14:47.806
8 -	42.683	122.6	41.634	25.506	102.8	1:49.823 (1)	92.51		15:16:37.629
9 -	42.611	122.2	41.681	25.663	101.6	1:49.955 (2)	92.40	0.132	15:18:27.584

P12 86 M3		Charlie NESBITT		Repli-Cast - Repli-Cast UK					
IDEAL LAP TIME : 1:49.391		BEST LAP TIME : 1:49.679		DIFFERENCE : 0.288					
LAP	SECTOR 1	SECTOR 2	SECTOR 3	LAP TIME	MPH	DIFF	TIME OF DAY		
1 -		123.1	42.278	25.567	102.8	1:56.970	86.86	7.291	15:03:44.727
2 -	42.663	120.4	42.252	25.833	101.6	1:50.748	91.74	1.069	15:05:35.475
3 -	42.472	120.2	42.198	25.919	103.3	1:50.589	91.87	0.910	15:07:26.064
4 -	42.677	120.2	42.063	25.933	104.2	1:50.673	91.80	0.994	15:09:16.737
5 -	42.729	121.1	41.919	25.910	104.2	1:50.558	91.89	0.879	15:11:07.295
6 -	42.381	121.3	42.212	26.430	99.6	1:51.023	91.51	1.344	15:12:58.318
7 -	42.590	124.2	41.638	25.463	103.3	1:49.691 (2)	92.62	0.012	15:14:48.009
8 -	42.668	123.8	41.564	25.802	103.3	1:50.034 (3)	92.33	0.355	15:16:38.043
9 -	42.364	122.6	41.619	25.696	104.0	1:49.679 (1)	92.63		15:18:27.722

P13 70 M3		Felix NASSI		Honda - FX Taki Racing					
IDEAL LAP TIME : 1:49.072		BEST LAP TIME : 1:49.523		DIFFERENCE : 0.451					
LAP	SECTOR 1	SECTOR 2	SECTOR 3	LAP TIME	MPH	DIFF	TIME OF DAY		
1 -		122.6	42.932	25.911	103.3	1:59.798	84.81	10.275	15:03:47.555
2 -	42.364	122.9	42.055	25.766	102.1	1:50.185	92.21	0.662	15:05:37.740
3 -	42.055	122.0	42.002	26.062	99.4	1:50.119	92.26	0.596	15:07:27.859
4 -	42.428	120.4	41.710	25.735	102.6	1:49.873 (3)	92.47	0.350	15:09:17.732
5 -	42.110	125.4	41.780	26.067	101.9	1:49.957	92.40	0.434	15:11:07.689
6 -	42.553	121.1	41.941	26.248	100.3	1:50.742	91.74	1.219	15:12:58.431
7 -	42.646	124.7	41.609	25.546	102.1	1:49.801 (2)	92.53	0.278	15:14:48.232
8 -	42.453	124.2	41.474	25.596	103.3	1:49.523 (1)	92.76		15:16:37.755
9 -	42.052	122.9	41.934	26.115	103.3	1:50.101	92.28	0.578	15:18:27.856

P14 72		Alex PERSSON		Honda - PWR / Nordgren Racing					
IDEAL LAP TIME : 1:49.194		BEST LAP TIME : 1:49.682		DIFFERENCE : 0.488					
LAP	SECTOR 1	SECTOR 2	SECTOR 3	LAP TIME	MPH	DIFF	TIME OF DAY		
1 -		126.1	42.916	25.869	105.0	1:58.941	85.42	9.259	15:03:46.698
2 -	43.074	122.4	42.532	25.973	104.2	1:51.579	91.05	1.897	15:05:38.277
3 -	42.458	124.2	41.839	25.738	104.2	1:50.035	92.33	0.353	15:07:28.312
4 -	42.271	124.2	41.625	25.786	106.2	1:49.682 (1)	92.63		15:09:17.994

Weather / Track : Bright / Dry

Assen

Circuit Length = 2.8222 miles

Start: 15:01 Flag 00:00 End: 15:20

MCRCB BULLETIN TK238

2014 MCE British Superbike Championship - Round 10

2014 Motul British Motostar Championship

RACE 9 - SECTOR ANALYSIS

SECTOR 1 = FL to I1, SECTOR 2 = I1 to I2, SECTOR 3 = I2 to FL, DIFF = Difference To Personal Best Lap

5 -	42.352	124.7	41.956	25.857	106.0	1:50.165	92.22	0.483	15:11:08.159
6 -	42.847	125.6	41.829	25.686	105.0	1:50.362	92.06	0.680	15:12:58.521
7 -	42.877	125.2	41.381	25.542	105.7	1:49.800 (3)	92.53	0.118	15:14:48.321
8 -	42.604	126.1	41.426	25.766	106.5	1:49.796 (2)	92.53	0.114	15:16:38.117
9 -	42.728	123.5	42.123	25.733	103.8	1:50.584	91.87	0.902	15:18:28.701

P15 64 M3 Asher DURHAM	Honda - Cresswell Racing / Momentum Recruitment							
IDEAL LAP TIME : 1:49.559	BEST LAP TIME : 1:49.647		DIFFERENCE : 0.088					

LAP	SECTOR 1		SECTOR 2		SECTOR 3		LAP TIME	MPH	DIFF	TIME OF DAY
1 -		128.0	42.301		26.037	104.0	1:57.555	86.42	7.908	15:03:45.312
2 -	42.798	123.8	42.065		26.231	105.7	1:51.094	91.45	1.447	15:05:36.406
3 -	42.483	126.6	41.777		25.940	104.7	1:50.200 (2)	92.19	0.553	15:07:26.606
4 -	42.718	127.0	41.729		26.174	105.5	1:50.621	91.84	0.974	15:09:17.227
5 -	42.700	124.5	41.822		26.249	106.5	1:50.771	91.72	1.124	15:11:07.998
6 -	42.627	128.3	42.082		25.738	104.0	1:50.447	91.99	0.800	15:12:58.445
7 -	43.094	128.5	41.367		25.907	105.2	1:50.368 (3)	92.05	0.721	15:14:48.813
8 -	42.476	126.8	41.394		25.777	105.2	1:49.647 (1)	92.66		15:16:38.460
9 -	42.683	125.2	41.880		25.965	105.2	1:50.528	91.92	0.881	15:18:28.988

P16 65 Josh OWENS	Honda - RCD Motorsport							
IDEAL LAP TIME : 1:50.291	BEST LAP TIME : 1:50.333		DIFFERENCE : 0.042					

LAP	SECTOR 1		SECTOR 2		SECTOR 3		LAP TIME	MPH	DIFF	TIME OF DAY
1 -		121.1	43.388		26.254	103.8	2:01.341	83.73	11.008	15:03:49.098
2 -	42.907	120.2	43.198		26.599	102.1	1:52.704	90.14	2.371	15:05:41.802
3 -	42.833	117.7	42.567		26.226	100.0	1:51.626	91.01	1.293	15:07:33.428
4 -	42.773	117.9	42.188		26.123	100.5	1:51.084	91.46	0.751	15:09:24.512
5 -	42.641	117.5	41.943		26.050	100.0	1:50.634 (3)	91.83	0.301	15:11:15.146
6 -	42.587	118.7	41.790		25.956	100.7	1:50.333 (1)	92.08		15:13:05.479
7 -	42.706	117.9	41.878		25.914	100.5	1:50.498 (2)	91.94	0.165	15:14:55.977
8 -	42.730	119.6	42.087		26.160	101.2	1:50.977	91.55	0.644	15:16:46.954
9 -	42.904	118.3	42.072		26.095	100.5	1:51.071	91.47	0.738	15:18:38.025

P17 136 M3 Sander KROEZE	Honda -							
IDEAL LAP TIME : 1:50.515	BEST LAP TIME : 1:50.613		DIFFERENCE : 0.098					

LAP	SECTOR 1		SECTOR 2		SECTOR 3		LAP TIME	MPH	DIFF	TIME OF DAY
1 -		127.0	43.400		26.308	106.2	2:01.466	83.64	10.853	15:03:49.223
2 -	43.425	126.3	42.742		27.178	103.5	1:53.345	89.63	2.732	15:05:42.568
3 -	43.295	125.6	42.657		26.431	103.5	1:52.383	90.40	1.770	15:07:34.951
4 -	43.406	127.5	43.067		26.560	102.1	1:53.033	89.88	2.420	15:09:27.984
5 -	42.856	126.6	42.421		26.582	104.2	1:51.859	90.83	1.246	15:11:19.843
6 -	42.931	126.3	42.130		25.933	104.2	1:50.994 (2)	91.53	0.381	15:13:10.837
7 -	42.605	124.5	42.228		25.780	104.5	1:50.613 (1)	91.85		15:15:01.450
8 -	42.774	125.2	42.311		26.201	104.2	1:51.286	91.29	0.673	15:16:52.736
9 -	42.992	123.8	42.332		25.918	104.2	1:51.242 (3)	91.33	0.629	15:18:43.978

P18 32 Martin SVENSSON	Honda - Nordgren Racing							
IDEAL LAP TIME : 1:50.713	BEST LAP TIME : 1:51.130		DIFFERENCE : 0.417					

LAP	SECTOR 1		SECTOR 2		SECTOR 3		LAP TIME	MPH	DIFF	TIME OF DAY
1 -		123.5	43.219		26.193	103.5	2:01.866	83.37	10.736	15:03:49.623
2 -	43.714	122.9	42.825		26.579	103.3	1:53.118	89.81	1.988	15:05:42.741
3 -	43.789	121.3	42.542		26.256	103.3	1:52.587	90.24	1.457	15:07:35.328
4 -	43.703	123.5	42.925		26.033	102.3	1:52.661	90.18	1.531	15:09:27.989
5 -	43.700	121.3	42.237		26.389	104.0	1:52.326	90.45	1.196	15:11:20.315
6 -	43.629	123.3	42.309		26.032	104.0	1:51.970	90.74	0.840	15:13:12.285
7 -	43.228	125.9	42.034		25.868	102.8	1:51.130 (1)	91.42		15:15:03.415
8 -	43.026	122.4	42.575		25.831	101.9	1:51.432 (2)	91.17	0.302	15:16:54.847
9 -	43.210	121.5	41.856		26.591	95.8	1:51.657 (3)	90.99	0.527	15:18:46.504

Weather / Track : Bright / Dry

Assen

Circuit Length = 2.8222 miles

Start: 15:01 Flag 00:00 End: 15:20

MCRCB BULLETIN TK238

2014 MCE British Superbike Championship - Round 10

2014 Motul British Motostar Championship

RACE 9 - SECTOR ANALYSIS

SECTOR 1 = FL to I1, SECTOR 2 = I1 to I2, SECTOR 3 = I2 to FL, DIFF = Difference To Personal Best Lap

P19 79 M3		Chris TAYLOR		Honda - Elevator Saddles & Bridles					
IDEAL LAP TIME : 1:51.355		BEST LAP TIME : 1:51.562		DIFFERENCE : 0.207					
LAP	SECTOR 1	SECTOR 2	SECTOR 3	LAP TIME	MPH	DIFF	TIME OF DAY		
1 -		122.9	43.870	26.185	102.8	2:01.191	83.83	9.629	15:03:48.948
2 -	43.914	121.5	43.078	26.138	102.1	1:53.130	89.80	1.568	15:05:42.078
3 -	43.260	121.5	42.840	26.172	101.6	1:52.272	90.49	0.710	15:07:34.350
4 -	43.635	121.1	42.973	26.195	101.4	1:52.803	90.06	1.241	15:09:27.153
5 -	43.044	120.4	42.796	26.462	101.6	1:52.302	90.47	0.740	15:11:19.455
6 -	43.437	121.1	43.105	26.013	101.9	1:52.555	90.26	0.993	15:13:12.010
7 -	42.996	124.0	42.430	26.136	102.8	1:51.562 (1)	91.07		15:15:03.572
8 -	43.097	124.7	42.346	26.380	100.9	1:51.823 (3)	90.85	0.261	15:16:55.395
9 -	43.055	120.4	42.625	26.034	101.2	1:51.714 (2)	90.94	0.152	15:18:47.109

P20 127		Georgina POLDEN		Honda - RS Racing					
IDEAL LAP TIME : 1:51.179		BEST LAP TIME : 1:51.477		DIFFERENCE : 0.298					
LAP	SECTOR 1	SECTOR 2	SECTOR 3	LAP TIME	MPH	DIFF	TIME OF DAY		
1 -		127.0	43.532	26.479	104.2	2:01.026	83.94	9.549	15:03:48.783
2 -	43.438	125.6	43.031	27.213	104.5	1:53.682	89.37	2.205	15:05:42.465
3 -	43.016	125.4	42.880	26.601	103.3	1:52.497	90.31	1.020	15:07:34.962
4 -	43.306	126.3	43.039	26.586	103.0	1:52.931	89.96	1.454	15:09:27.893
5 -	42.775	125.2	42.510	26.932	105.0	1:52.217	90.54	0.740	15:11:20.110
6 -	43.197	124.7	42.451	26.007	103.8	1:51.655 (2)	90.99	0.178	15:13:11.765
7 -	43.059	124.9	42.397	26.021	103.3	1:51.477 (1)	91.14		15:15:03.242
8 -	43.060	124.9	42.547	26.264	104.7	1:51.871 (3)	90.82	0.394	15:16:55.113
9 -	43.395	124.2	42.423	26.327	103.0	1:52.145	90.59	0.668	15:18:47.258

P21 29 M3		Sven GREVINK		Honda -					
IDEAL LAP TIME : 1:51.484		BEST LAP TIME : 1:51.806		DIFFERENCE : 0.322					
LAP	SECTOR 1	SECTOR 2	SECTOR 3	LAP TIME	MPH	DIFF	TIME OF DAY		
1 -		122.6	43.028	26.101	101.2	2:00.836	84.08	9.030	15:03:48.593
2 -	43.219	120.2	43.323	26.509	101.2	1:53.051	89.87	1.245	15:05:41.644
3 -	43.146	120.4	43.521	26.277	101.4	1:52.944	89.95	1.138	15:07:34.588
4 -	43.522	121.3	42.948	26.295	101.9	1:52.765	90.10	0.959	15:09:27.353
5 -	43.065	121.3	42.694	26.455	102.8	1:52.214	90.54	0.408	15:11:19.567
6 -	42.945	120.2	42.754	26.107	101.4	1:51.806 (1)	90.87		15:13:11.373
7 -	42.938	121.3	42.724	26.492	101.2	1:52.154	90.59	0.348	15:15:03.527
8 -	43.160	122.2	42.468	26.271	101.9	1:51.899 (2)	90.79	0.093	15:16:55.426
9 -	43.262	122.0	42.546	26.126	101.6	1:51.934 (3)	90.76	0.128	15:18:47.360

P22 124		Tasia RODINK		Honda - Promemo Racing					
IDEAL LAP TIME : 1:51.161		BEST LAP TIME : 1:51.473		DIFFERENCE : 0.312					
LAP	SECTOR 1	SECTOR 2	SECTOR 3	LAP TIME	MPH	DIFF	TIME OF DAY		
1 -		122.6	43.646	26.364	102.8	2:02.797	82.73	11.324	15:03:50.554
2 -	43.406	122.9	43.032	26.289	103.3	1:52.727	90.13	1.254	15:05:43.281
3 -	43.343	124.7	43.098	26.180	104.2	1:52.621	90.21	1.148	15:07:35.902
4 -	43.319	123.1	42.916	26.094	103.8	1:52.329	90.45	0.856	15:09:28.231
5 -	43.638	122.0	42.459	26.174	104.7	1:52.271	90.49	0.798	15:11:20.502
6 -	43.588	124.2	42.441	25.798	105.0	1:51.827 (3)	90.85	0.354	15:13:12.329
7 -	43.057	123.1	42.490	25.926	103.5	1:51.473 (1)	91.14		15:15:03.802
8 -	43.243	123.3	42.335	26.126	104.5	1:51.704 (2)	90.95	0.231	15:16:55.506
9 -	43.601	123.5	42.306	26.008	104.2	1:51.915	90.78	0.442	15:18:47.421

P23 35		Elliot LODGE		Honda - SP125 / Spike Racing					
IDEAL LAP TIME : 1:51.566		BEST LAP TIME : 1:51.684		DIFFERENCE : 0.118					
LAP	SECTOR 1	SECTOR 2	SECTOR 3	LAP TIME	MPH	DIFF	TIME OF DAY		
1 -		122.6	43.463	26.338	100.7	2:03.425	82.31	11.741	15:03:51.182
2 -	43.559	120.2	42.981	26.464	100.9	1:53.004	89.90	1.320	15:05:44.186
3 -	43.791	118.7	42.772	26.311	101.2	1:52.874	90.01	1.190	15:07:37.060
4 -	43.477	119.1	42.786	26.242	99.6	1:52.505	90.30	0.821	15:09:29.565

Weather / Track : Bright / Dry

Assen

Circuit Length = 2.8222 miles

Start: 15:01 Flag 00:00 End: 15:20

MCRCB BULLETIN TK238

2014 MCE British Superbike Championship - Round 10

2014 Motul British Motostar Championship

RACE 9 - SECTOR ANALYSIS

SECTOR 1 = FL to I1, SECTOR 2 = I1 to I2, SECTOR 3 = I2 to FL, DIFF = Difference To Personal Best Lap

5 -	43.480	119.1	42.354	26.335	101.4	1:52.169	(3)	90.57	0.485	15:11:21.734
6 -	43.380	119.6	42.391	26.135	99.6	1:51.906	(2)	90.79	0.222	15:13:13.640
7 -	43.099	120.2	42.332	26.253	100.3	1:51.684	(1)	90.97		15:15:05.324
8 -	43.678	118.9	42.776	26.886	96.4	1:53.340		89.64	1.656	15:16:58.664
9 -	44.216	118.7	42.753	26.665	99.8	1:53.634		89.41	1.950	15:18:52.298

P24 88	Wesley JONKER			Honda -						
IDEAL LAP TIME : 1:51.536		BEST LAP TIME : 1:52.121		DIFFERENCE : 0.585						

LAP	SECTOR 1	SECTOR 2	SECTOR 3	LAP TIME	MPH	DIFF	TIME OF DAY			
1 -		122.4	43.833	26.390	103.0	2:05.137	81.19	13.016	15:03:52.894	
2 -	43.551	123.1	42.843	26.535	102.6	1:52.929	89.96	0.808	15:05:45.823	
3 -	43.402	121.1	43.046	26.480	101.4	1:52.928	89.97	0.807	15:07:38.751	
4 -	43.486	120.2	42.722	26.175	102.8	1:52.383	90.40	0.262	15:09:31.134	
5 -	43.278	119.4	42.548	26.388	102.8	1:52.214	(3)	90.54	0.093	15:11:23.348
6 -	43.104	120.2	42.721	26.296	101.6	1:52.121	(1)	90.61		15:13:15.469
7 -	43.391	120.4	42.739	26.237	101.4	1:52.367		90.41	0.246	15:15:07.836
8 -	43.248	120.9	42.657	26.274	102.3	1:52.179	(2)	90.57	0.058	15:17:00.015
9 -	43.371	120.2	42.300	26.754	102.8	1:52.425		90.37	0.304	15:18:52.440

P25 19	Kai JOHNSON			Aprilia - Kinpac Racing						
IDEAL LAP TIME : 1:52.215		BEST LAP TIME : 1:52.286		DIFFERENCE : 0.071						

LAP	SECTOR 1	SECTOR 2	SECTOR 3	LAP TIME	MPH	DIFF	TIME OF DAY			
1 -		120.9	43.815	26.724	100.0	2:05.641	80.86	13.355	15:03:53.398	
2 -	45.396	112.9	43.083	26.747	99.8	1:55.226	88.17	2.940	15:05:48.624	
3 -	43.216	117.9	42.665	26.782	99.6	1:52.663	90.18	0.377	15:07:41.287	
4 -	43.441	115.9	42.381	26.840	99.4	1:52.662	(3)	90.18	0.376	15:09:33.949
5 -	43.447	116.9	42.381	27.055	99.6	1:52.883		90.00	0.597	15:11:26.832
6 -	43.287	115.9	42.344	26.655	99.6	1:52.286	(1)	90.48		15:13:19.118
7 -	43.263	116.9	42.531	26.700	98.9	1:52.494	(2)	90.31	0.208	15:15:11.612
8 -	43.518	118.1	42.530	26.910	99.1	1:52.958		89.94	0.672	15:17:04.570
9 -	43.712	115.7	42.994	26.989	98.1	1:53.695		89.36	1.409	15:18:58.265

P26 74 M3	Joe THOMPSON			Repli-Cast - Repli-Cast UK						
IDEAL LAP TIME : 1:53.477		BEST LAP TIME : 1:53.594		DIFFERENCE : 0.117						

LAP	SECTOR 1	SECTOR 2	SECTOR 3	LAP TIME	MPH	DIFF	TIME OF DAY			
1 -		122.4	43.892	26.798	101.6	2:03.579	82.21	9.985	15:03:51.336	
2 -	43.876	119.8	43.768	26.742	101.2	1:54.386	88.82	0.792	15:05:45.722	
3 -	44.005	120.2	43.272	26.715	100.5	1:53.992	(3)	89.13	0.398	15:07:39.714
4 -	43.884	118.9	43.490	27.099	101.2	1:54.473		88.75	0.879	15:09:34.187
5 -	43.863	120.2	43.127	26.810	100.9	1:53.800	(2)	89.28	0.206	15:11:27.987
6 -	43.635	120.0	43.168	26.791	100.0	1:53.594	(1)	89.44		15:13:21.581
7 -	43.866	119.1	43.418	27.164	99.6	1:54.448		88.77	0.854	15:15:16.029
8 -	43.730	120.2	43.370	26.975	100.5	1:54.075		89.06	0.481	15:17:10.104
9 -	43.776	118.5	43.509	26.972	100.5	1:54.257		88.92	0.663	15:19:04.361

P27 46 M3	Jonathan HANSEN			Honda - Jonathan Racing						
IDEAL LAP TIME : 1:52.824		BEST LAP TIME : 1:53.357		DIFFERENCE : 0.533						

LAP	SECTOR 1	SECTOR 2	SECTOR 3	LAP TIME	MPH	DIFF	TIME OF DAY			
1 -		122.9	44.750	27.902	102.6	2:08.724	78.92	15.367	15:03:56.481	
2 -	44.212	119.8	44.131	26.981	102.1	1:55.324	88.10	1.967	15:05:51.805	
3 -	45.025	118.5	44.199	26.804	102.1	1:56.028	87.56	2.671	15:07:47.833	
4 -	44.497	120.9	44.453	26.955	101.4	1:55.905	87.65	2.548	15:09:43.738	
5 -	43.632	119.6	43.759	26.686	102.1	1:54.077	(3)	89.06	0.720	15:11:37.815
6 -	44.132	120.9	43.395	26.606	102.6	1:54.133		89.02	0.776	15:13:31.948
7 -	44.187	121.7	43.497	26.507	103.0	1:54.191		88.97	0.834	15:15:26.139
8 -	44.278	120.6	43.029	26.480	102.6	1:53.787	(2)	89.29	0.430	15:17:19.926
9 -	43.532	116.9	42.812	27.013	100.0	1:53.357	(1)	89.62		15:19:13.283

Weather / Track : Bright / Dry

Assen

Circuit Length = 2.8222 miles

Start: 15:01 Flag 00:00 End: 15:20

MCRCB BULLETIN TK238

2014 MCE British Superbike Championship - Round 10

2014 Motul British Motostar Championship

RACE 9 - SECTOR ANALYSIS

SECTOR 1 = FL to I1, SECTOR 2 = I1 to I2, SECTOR 3 = I2 to FL, DIFF = Difference To Personal Best Lap

P28 54		Walid SOPPE		Honda -						
IDEAL LAP TIME : 1:54.416		BEST LAP TIME : 1:54.750		DIFFERENCE : 0.334						
LAP	SECTOR 1		SECTOR 2		SECTOR 3		LAP TIME	MPH	DIFF	TIME OF DAY
1 -		119.8	44.265	26.987	97.6	2:04.644	81.51	9.894	15:03:52.401	
2 -	44.039	114.9	44.143	27.079	97.6	1:55.261	88.14	0.511	15:05:47.662	
3 -	44.253	114.7	43.498	27.202	96.4	1:54.953	88.38	0.203	15:07:42.615	
4 -	44.142	114.3	43.990	27.230	98.7	1:55.362	88.07	0.612	15:09:37.977	
5 -	44.275	113.7	43.752	27.385	98.9	1:55.412	88.03	0.662	15:11:33.389	
6 -	44.207	114.1	43.583	27.113	97.4	1:54.903 (2)	88.42	0.153	15:13:28.292	
7 -	44.031	115.7	43.701	27.018	98.7	1:54.750 (1)	88.54		15:15:23.042	
8 -	44.229	114.9	43.830	26.887	99.1	1:54.946 (3)	88.39	0.196	15:17:17.988	
9 -	44.480	112.9	43.678	27.303	98.1	1:55.461	87.99	0.711	15:19:13.449	

P29 90		Greg GREENWOOD		Luyten Honda - FPW Racing						
IDEAL LAP TIME : 1:53.134		BEST LAP TIME : 1:53.830		DIFFERENCE : 0.696						
LAP	SECTOR 1		SECTOR 2		SECTOR 3		LAP TIME	MPH	DIFF	TIME OF DAY
1 -		119.8	44.566	27.067	100.9	2:06.115	80.56	12.285	15:03:53.872	
2 -	46.067	117.9	44.369	27.351	100.0	1:57.787	86.25	3.957	15:05:51.659	
3 -	44.712	118.3	43.934	26.953	98.5	1:55.599	87.89	1.769	15:07:47.258	
4 -	44.667	119.8	43.124	27.647	97.8	1:55.438	88.01	1.608	15:09:42.696	
5 -	43.975	118.5	43.383	27.072	99.6	1:54.430	88.78	0.600	15:11:37.126	
6 -	44.517	120.4	43.246	26.932	100.7	1:54.695	88.58	0.865	15:13:31.821	
7 -	44.113	118.3	43.520	26.597	100.9	1:54.230 (3)	88.94	0.400	15:15:26.051	
8 -	43.974	121.5	42.856	27.000	98.5	1:53.830 (1)	89.25		15:17:19.881	
9 -	44.606	116.5	42.563	26.893	99.6	1:54.062 (2)	89.07	0.232	15:19:13.943	

P30 114		Dennis WILJE		Aprilia -						
IDEAL LAP TIME : 1:53.790		BEST LAP TIME : 1:54.164		DIFFERENCE : 0.374						
LAP	SECTOR 1		SECTOR 2		SECTOR 3		LAP TIME	MPH	DIFF	TIME OF DAY
1 -		117.3	44.432	26.734	102.3	2:09.867	78.23	15.703	15:03:57.624	
2 -	44.615	119.1	43.495	26.533	102.3	1:54.643	88.62	0.479	15:05:52.267	
3 -	44.776	119.8	43.540	26.841	102.3	1:55.157	88.22	0.993	15:07:47.424	
4 -	44.181	117.9	43.351	26.951	100.5	1:54.483	88.74	0.319	15:09:41.907	
5 -	44.457	116.1	43.882	26.926	100.5	1:55.265	88.14	1.101	15:11:37.172	
6 -	44.241	117.9	43.264	26.856	100.3	1:54.361	88.84	0.197	15:13:31.533	
7 -	44.342	118.5	43.196	26.688	99.8	1:54.226 (2)	88.94	0.062	15:15:25.759	
8 -	44.280	118.3	43.107	26.777	98.5	1:54.164 (1)	88.99		15:17:19.923	
9 -	44.607	116.1	43.141	26.502	100.9	1:54.250 (3)	88.92	0.086	15:19:14.173	

P31 47		Jake ARCHER		Honda - Jake Archer Racing						
IDEAL LAP TIME : 1:53.919		BEST LAP TIME : 1:54.099		DIFFERENCE : 0.180						
LAP	SECTOR 1		SECTOR 2		SECTOR 3		LAP TIME	MPH	DIFF	TIME OF DAY
1 -		120.0	44.881	26.984	99.8	2:06.745	80.16	12.646	15:03:54.502	
2 -	45.245	116.5	44.370	27.104	97.8	1:56.719	87.04	2.620	15:05:51.221	
3 -	44.727	115.5	44.562	26.828	100.7	1:56.117	87.49	2.018	15:07:47.338	
4 -	44.743	119.1	43.786	26.892	99.8	1:55.421	88.02	1.322	15:09:42.759	
5 -	44.488	116.3	44.120	26.711	101.4	1:55.319	88.10	1.220	15:11:38.078	
6 -	44.018	120.4	43.359	26.925	100.5	1:54.302 (2)	88.88	0.203	15:13:32.380	
7 -	44.198	119.6	43.242	26.659	100.9	1:54.099 (1)	89.04		15:15:26.479	
8 -	44.327	119.6	43.664	27.146	99.6	1:55.137 (3)	88.24	1.038	15:17:21.616	
9 -	44.615	115.5	44.066	27.195	98.9	1:55.876	87.68	1.777	15:19:17.492	

P32 26 M3		Jorel BOERBOOM		Honda - RV Racing						
IDEAL LAP TIME : 1:48.393		BEST LAP TIME : 1:48.421		DIFFERENCE : 0.028						
LAP	SECTOR 1		SECTOR 2		SECTOR 3		LAP TIME	MPH	DIFF	TIME OF DAY
1 -		126.6	41.710	25.558	105.0	1:54.785	88.51	6.364	15:03:42.542	
2 -	41.838	124.0	41.549	25.271	105.2	1:48.658 (2)	93.50	0.237	15:05:31.200	
3 -	41.815	123.8	41.449	25.467	105.2	1:48.731	93.44	0.310	15:07:19.931	
4 -	42.155	121.7	41.508	25.439	105.5	1:49.102	93.12	0.681	15:09:09.033	

Assen

Circuit Length = 2.8222 miles

Start: 15:01 Flag 00:00 End: 15:20

Weather / Track : Bright / Dry

MCRCB BULLETIN TK238

2014 MCE British Superbike Championship - Round 10

2014 Motul British Motostar Championship

RACE 9 - SECTOR ANALYSIS

SECTOR 1 = FL to I1, SECTOR 2 = I1 to I2, SECTOR 3 = I2 to FL, DIFF = Difference To Personal Best Lap

5 -	41.911	122.6	41.404	25.547	105.7	1:48.862	93.33	0.441	15:10:57.895
6 -	42.013	123.3	41.461	25.208	104.7	1:48.682 (3)	93.48	0.261	15:12:46.577
7 -	41.843	123.3	41.371	25.207	103.8	1:48.421 (1)	93.71		15:14:34.998
8 -	41.994	123.8	41.491	25.892	106.5	1:49.377	92.89	0.956	15:16:24.375

P33	99	Miguel CORREIA-LOURENCO			Honda - Racing Team Noord Nederland				
IDEAL LAP TIME : 1:55.173		BEST LAP TIME : 1:55.582			DIFFERENCE : 0.409				
LAP	SECTOR 1		SECTOR 2	SECTOR 3		LAP TIME	MPH	DIFF	TIME OF DAY
1 -		118.1	44.956	27.548	98.3	2:07.812	79.49	12.230	15:03:55.569
2 -	44.772	116.9	44.324	27.610	96.6	1:56.706	87.05	1.124	15:05:52.275
3 -	45.907	115.5	44.314	27.433	98.1	1:57.654	86.35	2.072	15:07:49.929
4 -	44.410	116.5	44.135	27.206	98.1	1:55.751 (2)	87.77	0.169	15:09:45.680
5 -	44.417	114.3	44.233	27.329	97.0	1:55.979 (3)	87.60	0.397	15:11:41.659
6 -	44.661	115.3	43.557	27.364	97.6	1:55.582 (1)	87.90		15:13:37.241
7 -	44.440	115.3	44.574	27.765	97.2	1:56.779	87.00	1.197	15:15:34.020
8 -	44.944	115.3	44.334	27.886	96.0	1:57.164	86.71	1.582	15:17:31.184

P34	27	M3	Cat GREEN		Honda - Redline Racing				
IDEAL LAP TIME : 1:54.833		BEST LAP TIME : 1:55.565			DIFFERENCE : 0.732				
LAP	SECTOR 1		SECTOR 2	SECTOR 3		LAP TIME	MPH	DIFF	TIME OF DAY
1 -		123.3	45.084	27.309	102.3	2:05.950	80.66	10.385	15:03:53.707
2 -	45.074	122.4	45.178	27.476	100.0	1:57.728	86.30	2.163	15:05:51.435
3 -	45.500	122.2	44.821	27.055	102.1	1:57.376	86.56	1.811	15:07:48.811
4 -	44.944	122.0	44.824	27.759	101.9	1:57.527	86.44	1.962	15:09:46.338
5 -	44.652	121.7	44.506	27.238	102.6	1:56.396 (3)	87.28	0.831	15:11:42.734
6 -	44.632	122.9	43.891	27.042	102.3	1:55.565 (1)	87.91		15:13:38.299
7 -	44.710	122.6	44.055	27.271	101.4	1:56.036 (2)	87.56	0.471	15:15:34.335
8 -	44.854	123.8	44.360	28.001	100.5	1:57.215	86.67	1.650	15:17:31.550

P35	93	M3	William SVARD		Honda - Nordgren Racing				
IDEAL LAP TIME : 1:55.886		BEST LAP TIME : 1:56.180			DIFFERENCE : 0.294				
LAP	SECTOR 1		SECTOR 2	SECTOR 3		LAP TIME	MPH	DIFF	TIME OF DAY
1 -		118.9	45.921	27.457	100.9	2:09.585	78.40	13.405	15:03:57.342
2 -	45.429	118.5	45.204	28.460	99.6	1:59.093	85.31	2.913	15:05:56.435
3 -	44.929	116.3	44.955	27.544	99.8	1:57.428	86.52	1.248	15:07:53.863
4 -	44.429	117.1	44.595	28.073	99.4	1:57.097	86.76	0.917	15:09:50.960
5 -	44.661	116.1	44.466	27.671	100.0	1:56.798	86.98	0.618	15:11:47.758
6 -	44.440	117.7	44.328	27.464	98.9	1:56.232 (2)	87.41	0.052	15:13:43.990
7 -	44.653	117.5	44.309	27.293	99.8	1:56.255 (3)	87.39	0.075	15:15:40.245
8 -	44.723	116.3	44.190	27.267	100.3	1:56.180 (1)	87.45		15:17:36.425

P36	3	Steve LAWTON			KTM - Century 21 / Cresswell Racing				
IDEAL LAP TIME : 1:57.796		BEST LAP TIME : 1:57.930			DIFFERENCE : 0.134				
LAP	SECTOR 1		SECTOR 2	SECTOR 3		LAP TIME	MPH	DIFF	TIME OF DAY
1 -		118.5	45.351	28.023	97.4	2:08.626	78.98	10.696	15:03:56.383
2 -	46.029	113.9	45.426	28.090	96.6	1:59.545	84.99	1.615	15:05:55.928
3 -	45.655	112.9	45.209	27.771	95.8	1:58.635 (3)	85.64	0.705	15:07:54.563
4 -	46.534	113.1	45.449	28.228	93.0	2:00.211	84.51	2.281	15:09:54.774
5 -	45.987	113.3	45.014	28.437	95.8	1:59.438	85.06	1.508	15:11:54.212
6 -	45.388	114.7	44.722	27.820	95.5	1:57.930 (1)	86.15		15:13:52.142
7 -	45.303	113.3	44.936	28.078	94.9	1:58.317 (2)	85.87	0.387	15:15:50.459
8 -	45.335	112.0	45.333	28.258	92.8	1:58.926	85.43	0.996	15:17:49.385

P37	4	Louis VALLELEY			KTM - Century 21 / Cresswell Racing				
IDEAL LAP TIME : 1:58.517		BEST LAP TIME : 1:58.613			DIFFERENCE : 0.096				
LAP	SECTOR 1		SECTOR 2	SECTOR 3		LAP TIME	MPH	DIFF	TIME OF DAY
1 -		120.4	45.895	27.692	98.7	2:09.079	78.71	10.466	15:03:56.836
2 -	46.161	116.3	45.610	28.176	96.8	1:59.947	84.70	1.334	15:05:56.783
3 -	45.447	113.7	45.378	27.788	97.4	1:58.613 (1)	85.65		15:07:55.396

Weather / Track : Bright / Dry

Assen

Circuit Length = 2.8222 miles

Start: 15:01 Flag 00:00 End: 15:20

MCRCB BULLETIN TK238

2014 MCE British Superbike Championship - Round 10

2014 Motul British Motostar Championship

RACE 9 - SECTOR ANALYSIS

SECTOR 1 = FL to I1, SECTOR 2 = I1 to I2, SECTOR 3 = I2 to FL, DIFF = Difference To Personal Best Lap

4 -	45.468	113.9	45.569	28.273	95.1	1:59.310 (2)	85.15	0.697	15:09:54.706
5 -	46.525	115.5	45.915	28.599	97.0	2:01.039	83.94	2.426	15:11:55.745
6 -	46.195	115.3	45.937	28.532	96.6	2:00.664	84.20	2.051	15:13:56.409
7 -	45.987	115.5	45.842	28.227	96.0	2:00.056	84.62	1.443	15:15:56.465
8 -	46.004	115.9	45.471	28.221	95.5	1:59.696 (3)	84.88	1.083	15:17:56.161

P38 226 M3 Johanna INNERFORS

Honda -

IDEAL LAP TIME : 1:58.477 BEST LAP TIME : 1:58.553 DIFFERENCE : 0.076

LAP	SECTOR 1		SECTOR 2		SECTOR 3		LAP TIME	MPH	DIFF	TIME OF DAY
1 -		119.8	46.847		28.001	100.3	2:11.634	77.18	13.081	15:03:59.391
2 -	46.441	117.5	46.255		27.914	99.1	2:00.610	84.23	2.057	15:06:00.001
3 -	46.375	116.1	46.256		28.157	99.6	2:00.788	84.11	2.235	15:08:00.789
4 -	46.214	117.5	45.536		28.179	97.2	1:59.929	84.71	1.376	15:10:00.718
5 -	46.103	115.7	45.316		28.530	99.1	1:59.949	84.70	1.396	15:12:00.667
6 -	46.142	116.3	45.157		27.830	98.9	1:59.129 (2)	85.28	0.576	15:13:59.796
7 -	45.490	116.9	45.186		27.877	98.5	1:58.553 (1)	85.70		15:15:58.349
8 -	45.746	116.3	45.837		28.224	98.3	1:59.807 (3)	84.80	1.254	15:17:58.156

P39 7 Jamie ASHBY

Honda - JPA Racing / SP125

IDEAL LAP TIME : 1:58.874 BEST LAP TIME : 1:58.874 DIFFERENCE : 0.000

LAP	SECTOR 1		SECTOR 2		SECTOR 3		LAP TIME	MPH	DIFF	TIME OF DAY
1 -		117.9	46.813		28.259	97.4	2:11.374	77.33	12.500	15:03:59.131
2 -	46.299	115.3	46.147		28.167	97.0	2:00.613	84.23	1.739	15:05:59.744
3 -	46.042	114.9	46.410		28.185	97.0	2:00.637	84.22	1.763	15:08:00.381
4 -	46.214	115.5	45.696		28.568	95.8	2:00.478	84.33	1.604	15:10:00.859
5 -	46.761	114.5	45.651		28.001	97.4	2:00.413	84.37	1.539	15:12:01.272
6 -	46.522	115.1	45.467		28.014	96.8	2:00.003 (3)	84.66	1.129	15:14:01.275
7 -	45.782	115.7	45.184		27.908	97.8	1:58.874 (1)	85.47		15:16:00.149
8 -	45.892	115.1	45.539		28.089	97.6	1:59.520 (2)	85.00	0.646	15:17:59.669

P40 142 M3 Brian SLOOTEN

Honda - Bakker Frames Holland

IDEAL LAP TIME : 1:49.886 BEST LAP TIME : 1:50.214 DIFFERENCE : 0.328

LAP	SECTOR 1		SECTOR 2		SECTOR 3		LAP TIME	MPH	DIFF	TIME OF DAY
1 -		124.0	42.055		25.585	103.8	1:57.643	86.36	7.429	15:03:45.400
2 -	42.908	124.5	41.931		25.943	104.0	1:50.782 (3)	91.71	0.568	15:05:36.182
3 -	42.452	122.9	41.851		25.911	102.8	1:50.214 (1)	92.18		15:07:26.396
4 -	42.484	123.8	41.975		25.759	101.9	1:50.218 (2)	92.18	0.004	15:09:16.614

P41 84 Daniel HERMANSSON

TSR Luyten - FPW Racing

IDEAL LAP TIME : 1:54.620 BEST LAP TIME : 1:55.826 DIFFERENCE : 1.206

LAP	SECTOR 1		SECTOR 2		SECTOR 3		LAP TIME	MPH	DIFF	TIME OF DAY
1 -		121.3	43.535		26.872	99.8	2:04.943	81.31	9.117	15:03:52.700
2 -	45.413	116.1	43.885		27.036	100.7	1:56.334 (2)	87.33	0.508	15:05:49.034
3 -	44.213	116.7	43.880		27.733	97.4	1:55.826 (1)	87.71		15:07:44.860
4 -	45.577	113.1	47.298		IN PIT		2:10.117 P	78.08	14.291	15:09:54.977

P42 13 M3 Sam BURMAN

Honda - WNT / Burman Racing

IDEAL LAP TIME : 1:53.084 BEST LAP TIME : 1:53.588 DIFFERENCE : 0.504

LAP	SECTOR 1		SECTOR 2		SECTOR 3		LAP TIME	MPH	DIFF	TIME OF DAY
1 -		124.0	43.797		26.901	103.3	2:03.772	82.08	10.184	15:03:51.529
2 -	43.856	122.4	43.165		26.567	102.1	1:53.588 (1)	89.44		15:05:45.117

P43 28 Bradley RAY

EE125 - FAB-Racing

IDEAL LAP TIME : BEST LAP TIME : DIFFERENCE :

LAP	SECTOR 1		SECTOR 2		SECTOR 3		LAP TIME	MPH	DIFF	TIME OF DAY
1 -	OUTLAP	123.1	41.136		27.205	52.6	1:55.169	88.21		15:03:42.926

Weather / Track : Bright / Dry

Assen

Circuit Length = 2.8222 miles

Start: 15:01 Flag 00:00 End: 15:20

MCRCB BULLETIN TK238

2014 MCE British Superbike Championship - Round 10

2014 Motul British Motostar Championship

RACE 9 - SECTOR ANALYSIS

SECTOR 1 = FL to I1, SECTOR 2 = I1 to I2, SECTOR 3 = I2 to FL, DIFF = Difference To Personal Best Lap

P44	42	M3	James HOBSON	KTM - Two 4 Motorsport with RS Racing				
IDEAL LAP TIME :		BEST LAP TIME :		DIFFERENCE :				
LAP	SECTOR 1	SECTOR 2	SECTOR 3		LAP TIME	MPH	DIFF	TIME OF DAY
1 -	129.8	44.032	26.077	105.7	2:00.561	84.27		15:03:48.318

MCRCB BULLETIN TK239**2014 MCE British Superbike Championship - Round 10****2014 Motul British Motostar Championship****RACE 9 - BEST SPEEDS**

SECTOR 1				SECTOR 2			FINISH LINE		
POS	NO	NAME	MPH	NO	NAME	MPH	NO	NAME	MPH
1	45	Olly SIMPSON	130.8				1	Thomas VAN LEEUWEN	109.1
2	42	James HOBSON	129.8				45	Olly SIMPSON	108.3
3	66	Joe IRVING	129.5				66	Joe IRVING	108.0
4	61	Ernst DUBBINK	129.5				61	Ernst DUBBINK	107.0
5	1	Thomas VAN LEEUWEN	128.8				80	Bo BENDSNEYDER	106.7
6	64	Asher DURHAM	128.5				64	Asher DURHAM	106.5
7	6	Taz TAYLOR	128.0				72	Alex PERSSON	106.5
8	136	Sander KROEZE	127.5				26	Jorel BOERBOOM	106.5
9	127	Georgina POLDEN	127.0				6	Taz TAYLOR	106.2
10	36	Jayson URIBE	126.8				34	Jordan WEAVING	106.2
11	34	Jordan WEAVING	126.6				136	Sander KROEZE	106.2
12	26	Jorel BOERBOOM	126.6				36	Jayson URIBE	106.0
13	72	Alex PERSSON	126.1				42	James HOBSON	105.7
14	80	Bo BENDSNEYDER	126.1				124	Tasia RODINK	105.0
15	32	Martin SVENSSON	125.9				127	Georgina POLDEN	105.0
16	43	Arnie SHELTON	125.4				43	Arnie SHELTON	104.7
17	70	Felix NASSI	125.4				86	Charlie NESBITT	104.2
18	79	Chris TAYLOR	124.7				32	Martin SVENSSON	104.0
19	124	Tasia RODINK	124.7				25	Mike BROUWERS	104.0
20	12	Edward RENDELL	124.5				142	Brian SLOOTEN	104.0
21	142	Brian SLOOTEN	124.5				65	Josh OWENS	103.8
22	86	Charlie NESBITT	124.2				13	Sam BURMAN	103.3
23	13	Sam BURMAN	124.0				70	Felix NASSI	103.3
24	29	Sven GREVINK	124.0				46	Jonathan HANSEN	103.0
25	27	Cat GREEN	123.8				88	Wesley JONKER	103.0
26	28	Bradley RAY	123.1				29	Sven GREVINK	102.8
27	88	Wesley JONKER	123.1				79	Chris TAYLOR	102.8
28	46	Jonathan HANSEN	122.9				27	Cat GREEN	102.6
29	25	Mike BROUWERS	122.9				12	Edward RENDELL	102.3
30	35	Elliot LODGE	122.6				114	Dennis WILJE	102.3
31	74	Joe THOMPSON	122.4				74	Joe THOMPSON	101.6
32	90	Greg GREENWOOD	121.5				35	Elliot LODGE	101.4
33	84	Daniel HERMANSSON	121.3				47	Jake ARCHER	101.4
34	65	Josh OWENS	121.1				90	Greg GREENWOOD	100.9
35	19	Kai JOHNSON	120.9				93	William SVARD	100.9
36	47	Jake ARCHER	120.4				84	Daniel HERMANSSON	100.7
37	4	Louis VALLELEY	120.4				226	Johanna INNERFORS	100.3
38	54	Walid SOPPE	119.8				19	Kai JOHNSON	100.0
39	114	Dennis WILJE	119.8				54	Walid SOPPE	99.1
40	226	Johanna INNERFORS	119.8				4	Louis VALLELEY	98.7
41	93	William SVARD	118.9				99	Miguel CORREIA-LOURENCO	98.3
42	3	Steve LAWTON	118.5				7	Jamie ASHBY	97.8
43	99	Miguel CORREIA-LOURENCO	118.1				3	Steve LAWTON	97.4
44	7	Jamie ASHBY	117.9				28	Bradley RAY	52.6

Weather / Track : Bright / Dry

Assen

Circuit Length = 2.8222 miles

Start: 15:01 Flag 00:00 End: 15:20

Results can be found at www.tsl-timing.com

Printed - 15:25 Sunday, 21 September 2014

MCRCB BULLETIN TK240

2014 MCE British Superbike Championship - Round 10

2014 Motul British Motostar Championship

RACE 9 - BEST SECTORS

SECTOR 1			SECTOR 2			SECTOR 3			IDEAL / BEST COMPARISON						
POS	NO	NAME	TIME	NO	NAME	TIME	NO	NAME	TIME	POS	NO	NAME	IDEAL	BEST	DIFF
1	80	BENDSNEYDER	40.845	61	DUBBINK	40.275	1	VAN LEEUWEN	24.694						
2	66	IRVING	41.292	80	BENDSNEYDER	40.440	80	BENDSNEYDER	24.777	1	80	BENDSNEYDER	1:45.814		
3	1	VAN LEEUWEN	41.328	45	SIMPSON	40.506	61	DUBBINK	24.779	2	61	DUBBINK	1:46.510	1:46.786	0.276
4	45	SIMPSON	41.365	1	VAN LEEUWEN	40.570	45	SIMPSON	24.812	3	1	VAN LEEUWEN	1:46.592	1:46.849	0.257
5	61	DUBBINK	41.456	66	IRVING	40.769	66	IRVING	24.949	4	45	SIMPSON	1:46.683	1:46.838	0.155
6	36	URIBE	41.664	6	TAYLOR	40.859	26	BOERBOOM	25.207	5	66	IRVING	1:47.010	1:47.198	0.188
7	6	TAYLOR	41.666	36	URIBE	40.938	34	WEAVING	25.270	6	6	TAYLOR	1:47.936	1:48.300	0.364
8	34	WEAVING	41.759	34	WEAVING	40.954	6	TAYLOR	25.411	7	34	WEAVING	1:47.983	1:48.489	0.506
9	26	BOERBOOM	41.815	43	SHELTON	40.972	25	BROUWERS	25.432	8	36	URIBE	1:48.038	1:48.279	0.241
10	70	NASSI	42.052	28	RAY	41.136	36	URIBE	25.436	9	26	BOERBOOM	1:48.393	1:48.421	0.028
11	43	SHELTON	42.061	12	RENDELL	41.236	86	NESBITT	25.463	10	43	SHELTON	1:48.701	1:48.893	0.192
12	72	PERSSON	42.271	64	DURHAM	41.367	72	PERSSON	25.542	11	70	NASSI	1:49.072	1:49.523	0.451
13	12	RENDELL	42.293	26	BOERBOOM	41.371	70	NASSI	25.546	12	72	PERSSON	1:49.194	1:49.682	0.488
14	86	NESBITT	42.364	72	PERSSON	41.381	142	SLOOTEN	25.585	13	12	RENDELL	1:49.231	1:49.422	0.191
15	142	SLOOTEN	42.452	70	NASSI	41.474	43	SHELTON	25.668	14	86	NESBITT	1:49.391	1:49.679	0.288
16	64	DURHAM	42.454	86	NESBITT	41.564	12	RENDELL	25.702	15	64	DURHAM	1:49.559	1:49.647	0.088
17	25	BROUWERS	42.578	25	BROUWERS	41.634	64	DURHAM	25.738	16	25	BROUWERS	1:49.644	1:49.823	0.179
18	65	OWENS	42.587	65	OWENS	41.790	136	KROEZE	25.780	17	142	SLOOTEN	1:49.886	1:50.214	0.328
19	136	KROEZE	42.605	142	SLOOTEN	41.849	124	RODINK	25.798	18	65	OWENS	1:50.291	1:50.333	0.042
20	127	POLDEN	42.775	32	SVENSSON	41.856	32	SVENSSON	25.831	19	136	KROEZE	1:50.515	1:50.613	0.098
21	29	GREVINK	42.915	136	KROEZE	42.130	65	OWENS	25.914	20	32	SVENSSON	1:50.713	1:51.130	0.417
22	79	TAYLOR	42.996	88	JONKER	42.300	127	POLDEN	26.007	21	124	RODINK	1:51.161	1:51.473	0.312
23	32	SVENSSON	43.026	124	RODINK	42.306	79	TAYLOR	26.013	22	127	POLDEN	1:51.179	1:51.477	0.298
24	124	RODINK	43.057	35	LODGE	42.332	42	HOBSON	26.077	23	79	TAYLOR	1:51.355	1:51.562	0.207
25	88	JONKER	43.061	19	JOHNSON	42.344	29	GREVINK	26.101	24	29	GREVINK	1:51.484	1:51.806	0.322
26	35	LODGE	43.099	79	TAYLOR	42.346	35	LODGE	26.135	25	88	JONKER	1:51.536	1:52.121	0.585
27	19	JOHNSON	43.216	127	POLDEN	42.397	88	JONKER	26.175	26	35	LODGE	1:51.566	1:51.684	0.118
28	13	BURMAN	43.352	29	GREVINK	42.468	46	HANSEN	26.480	27	19	JOHNSON	1:52.215	1:52.286	0.071
29	46	HANSEN	43.532	90	GREENWOOD	42.563	114	WILJE	26.502	28	46	HANSEN	1:52.824	1:53.357	0.533
30	74	THOMPSON	43.635	46	HANSEN	42.812	13	BURMAN	26.567	29	13	BURMAN	1:53.084	1:53.588	0.504
31	90	GREENWOOD	43.974	114	WILJE	43.107	90	GREENWOOD	26.597	30	90	GREENWOOD	1:53.134	1:53.830	0.696
32	47	ARCHER	44.018	74	THOMPSON	43.127	19	JOHNSON	26.655	31	74	THOMPSON	1:53.477	1:53.594	0.117
33	54	SOPPE	44.031	13	BURMAN	43.165	47	ARCHER	26.659	32	114	WILJE	1:53.790	1:54.164	0.374
34	114	WILJE	44.181	47	ARCHER	43.242	27	GREEN	26.680	33	47	ARCHER	1:53.919	1:54.099	0.180
35	84	HERMANSSON	44.213	54	SOPPE	43.498	74	THOMPSON	26.715	34	54	SOPPE	1:54.416	1:54.750	0.334
36	99	CORREIA-LOUREN	44.410	27	GREEN	43.524	84	HERMANSSON	26.872	35	84	HERMANSSON	1:54.620	1:55.826	1.206
37	93	SVARD	44.429	84	HERMANSSON	43.535	54	SOPPE	26.887	36	27	GREEN	1:54.833	1:55.565	0.732
38	27	GREEN	44.629	99	CORREIA-LOUREN	43.557	28	RAY	27.205	37	99	CORREIA-LOURENC	1:55.173	1:55.582	0.409
39	3	LAWTON	45.303	42	HOBSON	44.032	99	CORREIA-LOUREN	27.206	38	93	SVARD	1:55.886	1:56.180	0.294
40	4	VALLELEY	45.447	93	SVARD	44.190	93	SVARD	27.267	39	3	LAWTON	1:57.796	1:57.930	0.134
41	226	INNERFORS	45.490	3	LAWTON	44.722	4	VALLELEY	27.692	40	226	INNERFORS	1:58.477	1:58.553	0.076
42	7	ASHBY	45.782	226	INNERFORS	45.157	3	LAWTON	27.771	41	4	VALLELEY	1:58.517	1:58.613	0.096
43				7	ASHBY	45.184	226	INNERFORS	27.830	42	7	ASHBY	1:58.874	1:58.874	0.000
44				4	VALLELEY	45.378	7	ASHBY	27.908	43	28	RAY			
										44	42	HOBSON			

Weather / Track : Bright / Dry

Assen

Circuit Length = 2.8222 miles

Start: 15:01 Flag 00:00 End: 15:20

Results can be found at www.tsl-timing.com

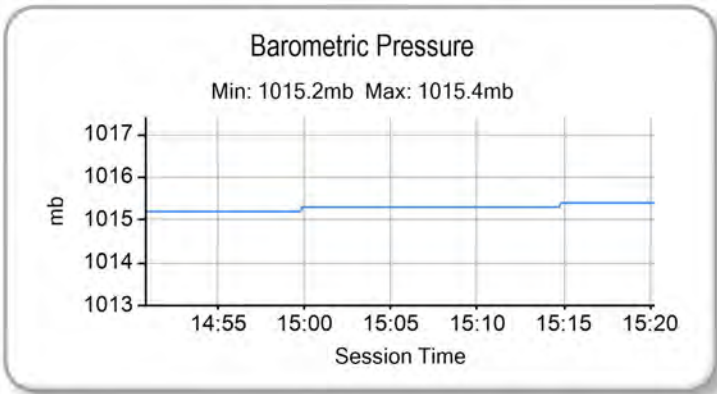
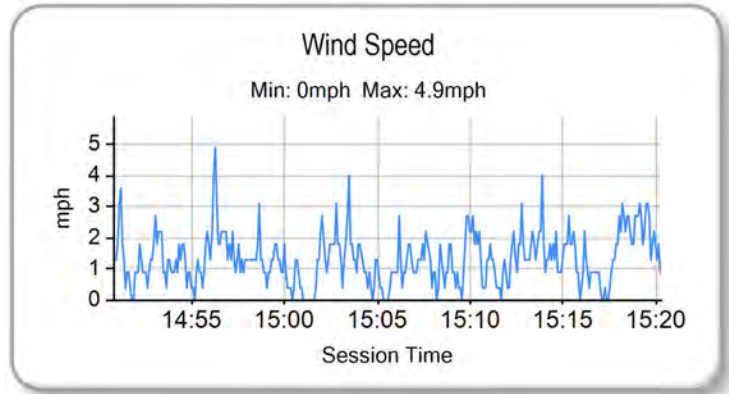
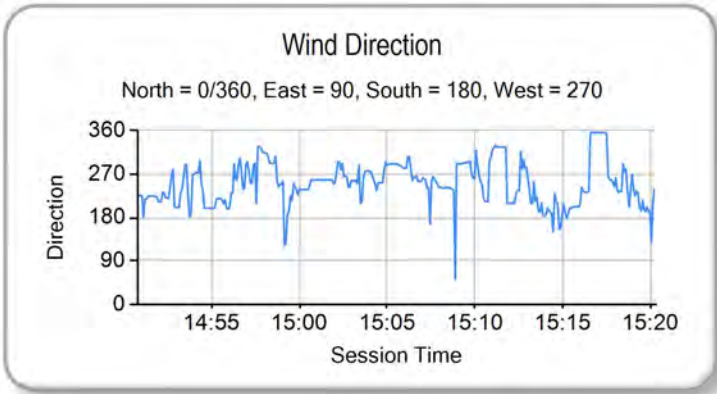
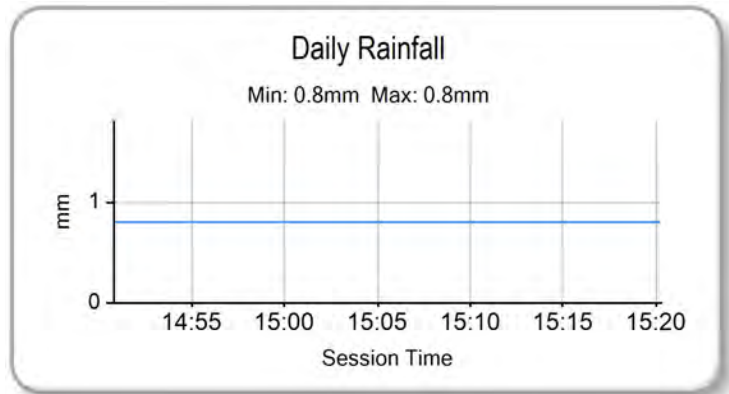
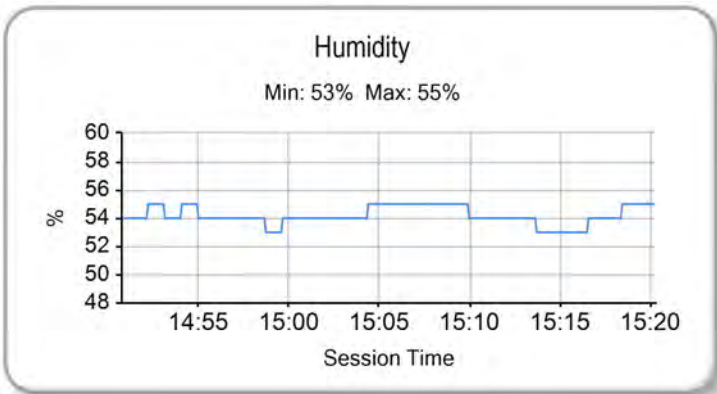
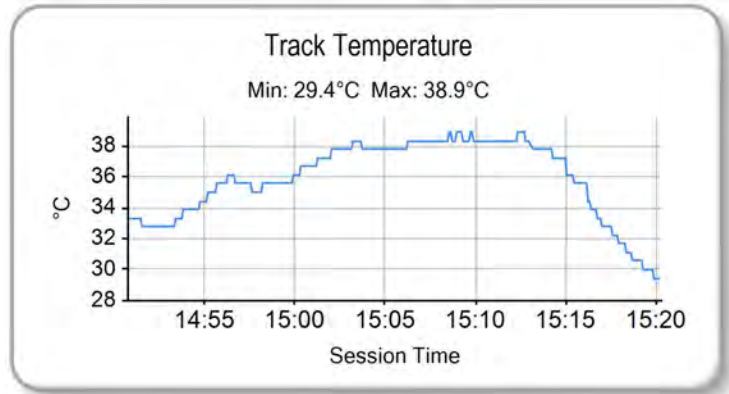
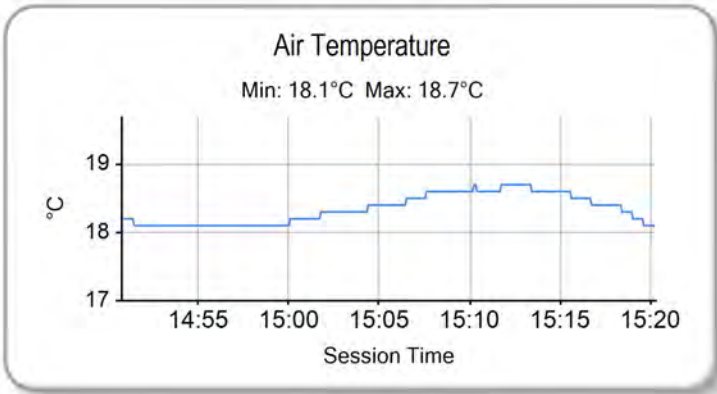
Printed - 15:25 Sunday, 21 September 2014

MCRCB BULLETIN TK241

2014 MCE British Superbike Championship - Round 10

2014 Motul British Motostar Championship

RACE 9 - WEATHER CONDITIONS



Weather / Track : Bright / Dry

Results can be found at www.tsl-timing.com

Assen
Circuit Length = 2.8222 miles
Start: 15:01 Flag 00:00 End: 15:20

Printed - 15:25 Sunday, 21 September 2014

MCRCB BULLETIN TK243

2014 Motul British Motostar Championship
125GP POINTS AFTER ROUND 10

	TOTAL	GAP	DIFF	21st April Brands Hatch - Indy	5th May Oulton Park	15th June Snetterton	29th June Knockhill	20th July Brands Hatch - GP	3rd August Thruxton	10th August Oulton Park	7th September Donington Park - CP Race	7th September Donington Park	21st September Assen	5th October Silverstone	19th October Brands Hatch - GP
Edward RENDELL	204			20	25	20	25	16	25	25	16	16	16		
Taz TAYLOR	154	50		13	20	16		20	20		20	20	25		
Bradley RAY	116	88	38	16		25		25			25	25			
Arnie SHELTON	108	96	8	7	11	11	20	13	13		13		20		
Elliot LODGE	68	136	40		5	9	16	10		8		13	7		
Greg GREENWOOD	62	142	6			7	7	6	8	11	10	10	3		
Josh OWENS	61	143	1	8	9		13			20			11		
Daniel HERMANSSON	54	150	7	5	1	4		9		16	8	11			
Asher DURHAM	51	153	3	4	6	10	11		10	10					
Alex PERSSON	45	159	6	10				11	11				13		
Georgina POLDEN	36	168	9						16		11		9		
Ryan SAXELBY	35	169	1	25	10										
Anthony ALONSO	35	169	0	9	13	13									
Louis VALLELEY	35	169	0		3	6	8	2		9	7				
Jake ARCHER	35	169	0					4		13	9	8	1		
Kai JOHNSON	33	171	2	2	7		10					9	5		
Jamie ASHBY	30	174	3			1	6		6	7	6	4			
Jake BAYFORD	28	176	2	1		2		5	7	6		7			
James FLITCROFT	27	177	1	11	16										
Tasia RODINK	24	180	3			8		8					8		
Joseph THOMAS	20	184	4	3	8		9								
Paul DOBB	19	185	1					1	9		4	5			
Milo WARD	11	193	8	6		5									
Bryn OWEN	11	193	0								5	6			
Martin SVENSSON	10	194	1										10		
Wesley JONKER	9	195	1					3					6		
Tom BOOTH-AMOS	7	197	2					7							
Jon VINCENT	7	197	0		2					5					
Gillian McGAW	5	199	2				5								
Mark CLAYTON	4	200	1		4										
Stephen CAMPBELL	4	200	0				4								
Walid SOPPE	4	200	0										4		
Ian RAYBON	3	201	1			3									
Dennis WILJE	2	202	1										2		