



BRITISH MOTOSTAR CHAMPIONSHIP

**Round 6
Brands Hatch GP**

17th – 19th July 2015



Results Provided by Timing Solutions Ltd

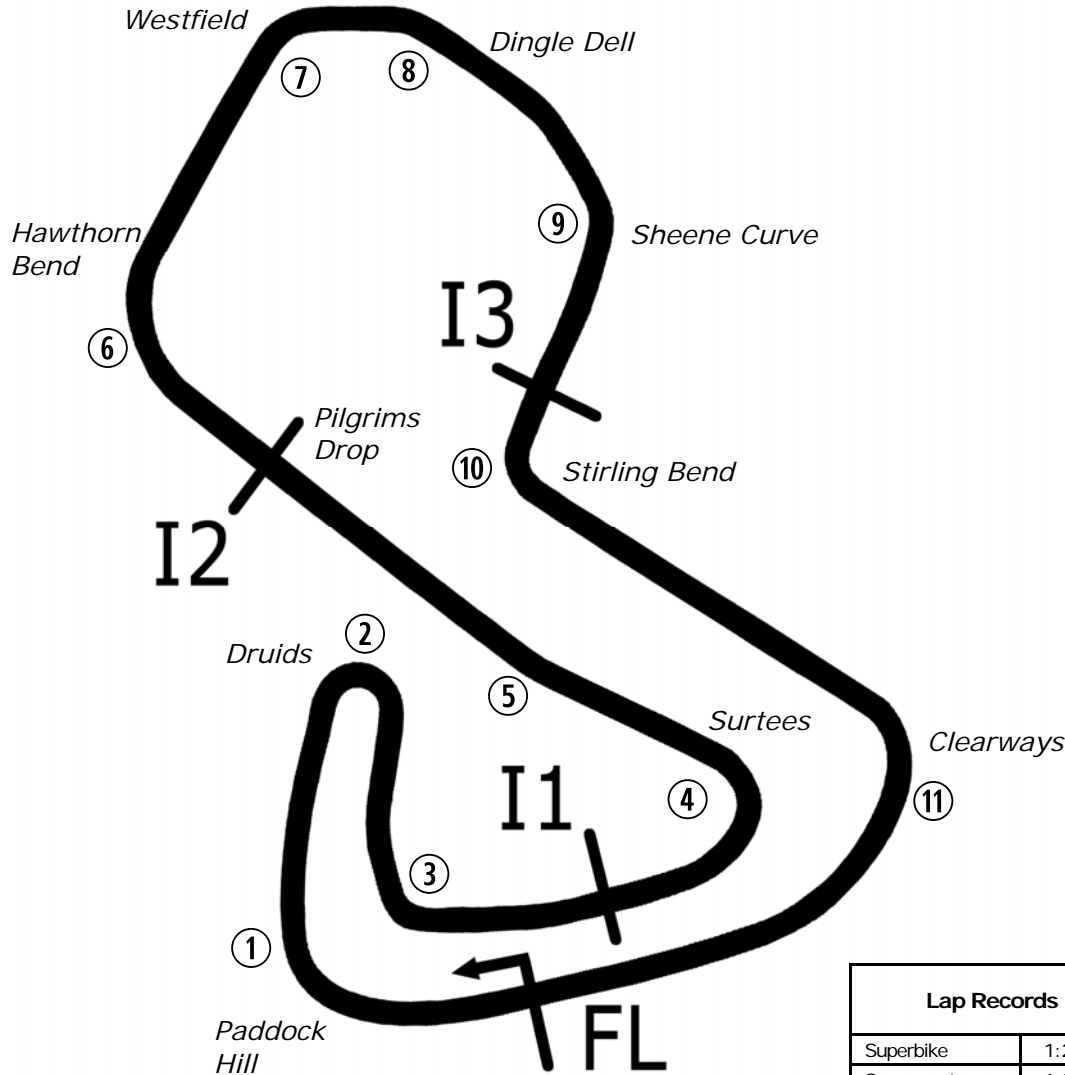
www.tsl-timing.com

Brands Hatch GP

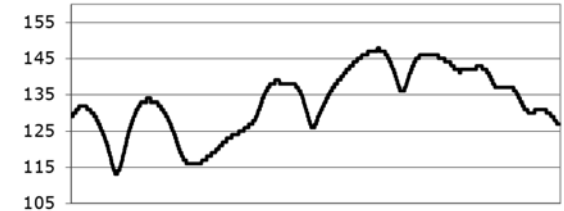


SPORTS TIMING

TIMING SOLUTIONS LTD



Circuit Altitude (m)



Length	2.4332 miles	3916.0 m	
FL		51.36032 N	0.26032 E
I1	1116m	51.35934 N	0.25955 E
I2	2928m	51.35532 N	0.26250 E
Pit Entry	3646m	51.35911 N	0.25743 E
Pit Exit	83m after FL	51.36017 N	0.26051 E
Pit Entry–Pit Exit 332m, 19.9s @60kph, 14.9s @80kph			

Best Sector Information

Lap Records		Sector 1 (FL - I1)	I1 Trap (mph)	Sector 2 (I1 - I2)	Sector 3 (I2 - I3)	I2 Trap (mph)	I3 Trap (mph)	Sector 4 (I3 - FL)	F/L Trap (mph)
Superbike	1:25.426	27.110	131.5	37.852	N/A	102.2	19.931	166.9	
Supersport	1:28.085	27.760	123.3	39.048	N/A	101.2	20.681	156.8	
Superstock 1000	1:27.643	27.918	125.4	39.065	N/A	100.6	20.458	162.1	
Superstock 600	1:30.084	28.473	119.4	39.986	N/A	98.0	21.190	149.8	
Motostar	1:33.989	28.976	108.8	41.262	N/A	96.6	22.431	129.8	
F1 Sidecar	1:30.582	28.364	117.5	39.829	N/A	102.4	21.476	138.9	
Ducati Cup	1:31.245	28.642	117.5	40.382	N/A	97.3	21.415	147.4	
KTM BJ Cup	To Be Est	N/A	N/A	N/A	N/A	N/A	N/A	N/A	

All results available at www.tsl-timing.com



POS	NO	CL	PIC NAME	ENTRY	TIME	ON	LAPS	GAP	DIFF	MPH
1	95	M3	1 Scott DEROUE	KTM - Redline KTM	1:35.259	17	17			91.95
2	6	M3	2 Taz TAYLOR	KTM - RS Racing	1:35.307	14	16	0.048	0.048	91.91
3	86	M3	3 Charlie NESBITT	Repli-Cast Moto 3 - Repli-Cast UK	1:35.529	18	18	0.270	0.222	91.69
4	1	M3	4 Edward RENDELL	Ten Kate Honda - Banks Racing	1:36.465	11	12	1.206	0.936	90.80
5	26	M3	5 Dani SAEZ	Repli-Cast Moto 3 - Repli-Cast - Armstrong	1:36.767	13	15	1.508	0.302	90.52
6	77	M3	6 Alex PERSSON	Kalex KTM - PWR / FPW Racing	1:36.833	17	17	1.574	0.066	90.46
7	35	M3	7 Elliot LODGE	Honda - Essential Team Racing / SP125	1:36.940	18	18	1.681	0.107	90.36
8	52	M3	8 Jorel BOERBOOM	Kalex KTM - FPW Racing	1:37.052	16	16	1.793	0.112	90.25
9	62	M3	9 Vasco VAN DER VALK	Honda - Team ILR / Vasco62.nl	1:37.101	16	16	1.842	0.049	90.21
10	47	M3	10 Jake ARCHER	Honda - RS Racing	1:37.496	15	16	2.237	0.395	89.84
11	27	M3	11 Georgina POLDEN	KTM - RS Racing	1:37.711	15	17	2.452	0.215	89.65
12	65		1 Josh OWENS	Honda - JPL Racing	1:38.668	17	17	3.409	0.957	88.78
13	25	M3	12 Mike BROUWERS	Honda - Joma / Brouwersracingteam	1:39.100	16	17	3.841	0.432	88.39
14	71	M3	13 Christoph BEINLICH	Honda - Beinlich Racing Team	1:39.204	10	17	3.945	0.104	88.30
15	42	M3	14 Brian SLOOTEN	Honda - Bakker Frames Holland	1:39.421	13	16	4.162	0.217	88.10
16	2	M3	15 Joe THOMAS	Honda - Team ILR	1:39.488	9	9	4.229	0.067	88.04
17	98	M3	16 Tomas DE VRIES	Honda - DAT Racing	1:40.252	13	13	4.993	0.764	87.37
18	44	M3	17 Edmund BEST	Honda - SymCirrus Motorsport	1:40.269	13	16	5.010	0.017	87.36
19	70		2 Ryan LONGSHAW	Honda - RCD Motorsport	1:40.774	12	15	5.515	0.505	86.92
20	21	M3	18 Richard KERR	Honda - Bob Wylie Racing	1:41.478	14	18	6.219	0.704	86.32
21	24		3 Tasia RODINK	Honda - Promemo Racing	1:41.694	10	15	6.435	0.216	86.13
22	72		4 Cameron HORSMAN	EE125 - FAB-Racing	1:41.839	14	15	6.580	0.145	86.01
23	99	M3	19 Miguel CORREIA-LOURENCO	Kalex KTM - Racing Team Noord Nederland	1:41.844	8	10	6.585	0.005	86.01
24	34		5 Liam DELVES	Honda - Crucials Sauce / Banks Racing	1:42.002	16	16	6.743	0.158	85.87
25	13	M3	20 Sam BURMAN	Honda - WNT / Burman Racing	1:42.042	12	16	6.783	0.040	85.84
26	11		6 Stephen CAMPBELL	Honda - Campbell Racing	1:42.272	7	16	7.013	0.230	85.65
27	16		7 Andrew SAWFORD	Aprilia - Si Neots Motorcycle Co Ltd	1:42.408	17	17	7.149	0.136	85.53
28	3		8 Mark CLAYTON	Honda - SP125 / Refined Recruitment	1:42.479	14	14	7.220	0.071	85.47
29	87		9 Jamie EDWARDS	Nykos - Kinpac Racing	1:42.490	12	16	7.231	0.011	85.47
30	17		10 Wesley JONKER	Luyten Honda - Racing Family	1:42.726	12	14	7.467	0.236	85.27
31	7		11 Jamie ASHBY	Honda - SP125 / JPA Racing	1:43.324	14	15	8.065	0.598	84.78

QUALIFYING LAPTIME (110.0% of 1:35.259) = 1:44.784

32	9		12 David WALES	Honda - TAD Racing	1:49.115	3	3	13.856	5.791	80.28
33	8	M3	21 TJ TOMS	Repli-Cast Moto 3 - Repli-Cast - Armstrong			3			

Brands Hatch GP

Circuit Length = 2.4332 miles

Start: 11:10 Flag 11:40 End: 11:41

Weather / Track : Bright / Dry

These results are provisional until the conclusion of any judicial and technical matters.

Race Director :	Stewards :	Timekeeper :
-----------------	------------	--------------

Results can be found at www.britishsuperbike.com

Printed - 11:42 Friday, 17 July 2015

MCRCB BULLETIN TK017

2015 MCE British Superbike Championship - Round 6

2015 HEL British Motostar Championship

FREE PRACTICE - SECTOR ANALYSIS

SECTOR 1 = FL to I1, SECTOR 2 = I1 to I2 SECTOR 3 = I2 to I3, SECTOR 4 = I3 to FL, DIFF = Difference To Personal Best Lap

P1		95 M3		Scott DEROUE				KTM - Redline KTM				
IDEAL LAP TIME : 1:35.186		BEST LAP TIME : 1:35.259				DIFFERENCE : 0.073						
LAP	SECTOR 1	SECTOR 2		SECTOR 3		SECTOR 4		LAP TIME	MPH	DIFF	TIME OF DAY	
1 -	OUTLAP	91.4	19.160	107.7	29.737	80.8	24.283	125.6	1:49.576	79.94	14.317	11:11:54.505
2 -	33.061	96.8	19.454	120.2	27.635	86.9	23.924	127.0	1:44.074	84.16	8.815	11:13:38.579
3 -	32.211	102.1	18.002	120.6	27.193	86.4	23.526	126.3	1:40.932	86.78	5.673	11:15:19.511
4 -	31.036	104.6	17.493	125.6	26.878	83.0	23.459	126.8	1:38.866	88.60	3.607	11:16:58.377
5 -	31.257	103.2	17.598	127.0	26.654	91.9	23.355	125.9	1:38.864	88.60	3.605	11:18:37.241
6 -	30.797	102.9	17.448	127.3	26.373	89.7	23.493	126.8	1:38.111	89.28	2.852	11:20:15.352
7 -	30.602	103.5	17.848	126.6	25.969	89.1	23.126	126.8	1:37.545	89.80	2.286	11:21:52.897
8 -	30.762	103.4	17.226	128.0	25.974	89.0	22.957	127.0	1:36.919	90.38	1.660	11:23:29.816
9 -	30.413	102.9	17.612	127.5	26.162	91.9	IN PIT		4:37.633	P 31.55	3:02.374	11:28:07.449
10 -	OUTLAP	102.7	18.055	109.2	26.649	89.3	23.299	125.6	1:42.007	85.87	6.748	11:29:49.456
11 -	30.344	103.7	17.548	127.8	25.972	88.8	23.056	126.3	1:36.920	90.38	1.661	11:31:26.376
12 -	30.478	103.4	18.453	117.5	27.635	83.6	27.745	128.0	1:44.311	83.97	9.052	11:33:10.687
13 -	31.747	103.0	17.663	125.9	26.461	87.7	22.982	128.0	1:38.853	88.61	3.594	11:34:49.540
14 -	30.282	103.4	17.401	128.3	25.571	89.7	22.879	126.6	1:36.133	(2) 91.12	0.874	11:36:25.673
15 -	30.432	102.4	17.442	127.3	25.703	93.0	22.995	125.9	1:36.572	(3) 90.70	1.313	11:38:02.245
16 -	30.362	103.7	17.426	127.5	25.744	92.0	23.193	127.3	1:36.725	90.56	1.466	11:39:38.970
17 -	29.945	105.1	17.299	128.5	25.372	92.3	22.643	129.0	1:35.259	(1) 91.95		11:41:14.229

P2		6 M3		Taz TAYLOR				KTM - RS Racing				
IDEAL LAP TIME : 1:35.072		BEST LAP TIME : 1:35.307				DIFFERENCE : 0.235						
LAP	SECTOR 1	SECTOR 2		SECTOR 3		SECTOR 4		LAP TIME	MPH	DIFF	TIME OF DAY	
1 -	32.702	88.5	18.155	130.5	26.911	78.1	23.578	127.3	1:41.346	86.43	6.039	11:13:36.390
2 -	32.215	86.5	18.007	120.6	27.243	81.6	23.418	127.0	1:40.883	86.83	5.576	11:15:17.273
3 -	31.109	98.3	17.534	130.0	27.074	84.5	23.181	126.6	1:38.898	88.57	3.591	11:16:56.171
4 -	30.887	103.7	17.484	130.5	25.662	85.0	23.155	126.1	1:37.188	90.13	1.881	11:18:33.359
5 -	30.802	99.4	17.638	128.0	26.827	85.9	IN PIT		4:33.664	P 32.00	2:58.357	11:23:07.023
6 -	OUTLAP	94.6	17.800	129.0	25.962	87.4	23.222	126.1	1:41.667	86.16	6.360	11:24:48.690
7 -	30.765	101.2	17.368	129.8	25.508	85.7	22.920	126.6	1:36.561	90.71	1.254	11:26:25.251
8 -	30.344	103.2	17.205	129.8	25.395	87.6	22.813	126.3	1:35.757	(3) 91.47	0.450	11:28:01.008
9 -	30.429	103.8	17.130	132.1	25.536	86.1	23.309	124.2	1:36.404	90.86	1.097	11:29:37.412
10 -	30.661	93.5	17.486	129.3	26.622	86.0	23.382	126.1	1:38.151	89.24	2.844	11:31:15.563
11 -	30.916	96.4	17.722	128.0	26.759	81.9	23.021	127.0	1:38.418	89.00	3.111	11:32:53.981
12 -	31.340	98.9	17.782	129.0	25.253	88.0	22.795	126.3	1:37.170	90.14	1.863	11:34:31.151
13 -	30.417	102.1	17.475	130.5	25.407	90.3	22.819	127.0	1:36.118	91.13	0.811	11:36:07.269
14 -	30.181	102.2	17.241	130.5	25.171	86.5	22.714	126.8	1:35.307	(1) 91.91		11:37:42.576
15 -	30.346	101.8	17.638	129.3	25.217	89.3	22.652	127.3	1:35.853	91.38	0.546	11:39:18.429
16 -	30.304	102.9	17.196	131.0	25.298	86.2	22.590	128.8	1:35.388	(2) 91.83	0.081	11:40:53.817

P3		86 M3		Charlie NESBITT				Repli-Cast Moto 3 - Repli-Cast UK				
IDEAL LAP TIME : 1:35.166		BEST LAP TIME : 1:35.529				DIFFERENCE : 0.363						
LAP	SECTOR 1	SECTOR 2		SECTOR 3		SECTOR 4		LAP TIME	MPH	DIFF	TIME OF DAY	
1 -	OUTLAP	81.7	19.653	119.1	29.257	75.3	25.079	120.9	1:50.409	79.33	14.880	11:12:31.713
2 -	32.234	94.3	18.361	123.5	26.811	81.0	23.810	121.5	1:41.216	86.54	5.687	11:14:12.929
3 -	31.479	94.3	18.216	124.2	26.519	85.2	IN PIT		2:33.016	P 57.24	57.487	11:16:45.945
4 -	OUTLAP	96.4	18.099	122.6	26.441	85.8	23.317	122.2	1:40.765	86.93	5.236	11:18:26.710
5 -	30.642	97.5	17.819	123.5	25.938	88.8	23.238	121.3	1:37.637	89.71	2.108	11:20:04.347
6 -	30.753	98.5	17.639	123.8	26.180	85.4	23.229	122.2	1:37.801	89.56	2.272	11:21:42.148
7 -	30.612	98.3	17.659	123.8	25.895	87.7	23.067	121.5	1:37.233	90.09	1.704	11:23:19.381
8 -	30.296	98.2	17.747	123.5	25.728	77.5	23.645	121.7	1:37.416	89.92	1.887	11:24:56.797
9 -	30.433	98.5	17.667	123.1	25.735	89.8	23.065	122.4	1:36.900	90.40	1.371	11:26:33.697
10 -	30.439	98.8	17.623	123.8	25.610	89.8	23.019	121.1	1:36.691	90.59	1.162	11:28:10.388
11 -	30.482	101.5	17.678	122.2	25.753	87.1	22.940	121.7	1:36.853	90.44	1.324	11:29:47.241
12 -	30.095	101.5	17.646	122.9	25.752	88.8	23.058	122.0	1:36.551	90.72	1.022	11:31:23.792
13 -	31.033	94.1	19.989	112.2	28.389	81.8	27.079	115.3	1:46.490	82.25	10.961	11:33:10.282
14 -	31.388	97.3	17.808	121.5	25.921	89.5	22.907	122.0	1:38.024	89.36	2.495	11:34:48.306
15 -	30.244	98.9	17.657	123.5	25.967	83.1	24.645	122.2	1:38.513	88.92	2.984	11:36:26.819
16 -	30.016	102.6	17.419	124.2	25.284	90.9	22.842	122.2	1:35.561	(2) 91.66	0.032	11:38:02.380
17 -	29.948	100.9	17.553	124.2	25.539	88.7	22.765	121.3	1:35.805	(3) 91.43	0.276	11:39:38.185

Brands Hatch GP

Circuit Length = 2.4332 miles

Start: 11:10 Flag 11:40 End: 11:41

Weather / Track : Bright / Dry

MCRCB BULLETIN TK017

2015 MCE British Superbike Championship - Round 6

2015 HEL British Motostar Championship

FREE PRACTICE - SECTOR ANALYSIS

SECTOR 1 = FL to I1, SECTOR 2 = I1 to I2 SECTOR 3 = I2 to I3, SECTOR 4 = I3 to FL, DIFF = Difference To Personal Best Lap

18 - 30.039 99.5 17.506 **124.5** 25.469 **93.0** **22.515** **126.1** **1:35.529 (1)** **91.69** **11:41:13.714**

P4		1 M3		Edward RENDELL		Ten Kate Honda - Banks Racing						
IDEAL LAP TIME : 1:36.260		BEST LAP TIME : 1:36.465		DIFFERENCE : 0.205								
LAP	SECTOR 1	SECTOR 2		SECTOR 3		SECTOR 4		LAP TIME	MPH	DIFF	TIME OF DAY	
1 -	OUTLAP	84.9	19.525	116.9	27.658	80.1	23.725	123.1	1:46.300	82.40	9.835	11:12:06.779
2 -	31.805	95.8	18.471	122.9	26.352	87.1	23.733	121.5	1:40.361	87.28	3.896	11:13:47.140
3 -	31.269	98.5	18.039	121.5	26.369	85.5	23.731	120.2	1:39.408	88.12	2.943	11:15:26.548
4 -	30.773	98.8	17.988	121.3	25.689	87.0	23.288	120.4	1:37.738	89.62	1.273	11:17:04.286
5 -	30.800	99.8	17.922	120.6	25.714	90.9	23.245	120.4	1:37.681	(3) 89.67	1.216	11:18:41.967
6 -	30.562	100.0	17.979	120.4	25.899	88.5	IN PIT		11:25.362	P 12.78	9:48.897	11:30:07.329
7 -	OUTLAP	96.8	18.766	113.5	26.327	85.0	24.381	112.0	1:41.712	86.12	5.247	11:31:49.041
8 -	31.255	99.4	17.984	121.1	25.738	93.4	23.596	118.9	1:38.573	88.86	2.108	11:33:27.614
9 -	30.832	95.5	18.349	117.3	26.824	91.9	23.023	122.4	1:39.028	88.45	2.563	11:35:06.642
10 -	30.545	99.2	17.807	123.1	26.634	89.9	23.121	121.5	1:38.107	89.28	1.642	11:36:44.749
11 -	30.325	100.4	17.693	122.2	25.248	92.3	23.199	121.1	1:36.465 (1)	90.80		11:38:21.214
12 -	30.296	96.8	17.703	120.4	25.365	90.4	23.162	121.5	1:36.526	(2) 90.75	0.061	11:39:57.740

P5		26 M3		Dani SAEZ		Repli-Cast Moto 3 - Repli-Cast - Armstrong						
IDEAL LAP TIME : 1:36.612		BEST LAP TIME : 1:36.767		DIFFERENCE : 0.155								
LAP	SECTOR 1	SECTOR 2		SECTOR 3		SECTOR 4		LAP TIME	MPH	DIFF	TIME OF DAY	
1 -	OUTLAP	89.5	19.315	109.4	31.197	70.8	24.600	125.2	1:52.919	77.57	16.152	11:11:57.720
2 -	33.035	99.4	18.750	114.1	28.378	79.3	23.929	127.3	1:44.092	84.15	7.325	11:13:41.812
3 -	31.803	100.0	18.177	116.9	27.505	85.2	23.738	125.6	1:41.223	86.54	4.456	11:15:23.035
4 -	30.960	100.9	17.859	124.5	26.532	87.7	23.438	125.4	1:38.789	88.67	2.022	11:17:01.824
5 -	30.853	102.7	17.737	126.3	26.738	82.6	23.310	125.6	1:38.638	88.80	1.871	11:18:40.462
6 -	32.473	104.2	17.471	119.8	26.698	87.0	IN PIT		7:59.482	P 18.26	6:22.715	11:26:39.944
7 -	OUTLAP	94.9	18.208	121.5	29.545	86.9	23.833	125.4	1:46.338	82.37	9.571	11:28:26.282
8 -	30.828	102.2	17.720	126.3	26.525	85.2	23.221	125.2	1:38.294	89.11	1.527	11:30:04.576
9 -	34.183	84.7	19.991	114.9	26.888	85.4	23.333	125.4	1:44.395	83.91	7.628	11:31:48.971
10 -	30.758	102.4	17.803	125.6	27.414	86.1	23.097	127.0	1:39.072	88.41	2.305	11:33:28.043
11 -	30.652	103.4	17.658	126.8	26.711	88.8	23.161	126.3	1:38.182	89.22	1.415	11:35:06.225
12 -	30.754	102.7	17.805	121.7	27.244	84.5	23.129	125.4	1:38.932	88.54	2.165	11:36:45.157
13 -	30.448	104.3	17.464	126.8	25.719	85.9	23.136	125.2	1:36.767 (1)	90.52		11:38:21.924
14 -	30.833	102.6	17.522	127.0	26.077	86.2	23.007	125.4	1:37.439	(3) 89.90	0.672	11:39:59.363
15 -	30.560	103.2	17.643	126.6	25.693	89.7	23.155	124.9	1:37.051	(2) 90.26	0.284	11:41:36.414

P6		77 M3		Alex PERSSON		Kalex KTM - PWR / FPW Racing						
IDEAL LAP TIME : 1:36.643		BEST LAP TIME : 1:36.833		DIFFERENCE : 0.190								
LAP	SECTOR 1	SECTOR 2		SECTOR 3		SECTOR 4		LAP TIME	MPH	DIFF	TIME OF DAY	
1 -	OUTLAP	87.1	18.924	123.3	28.475	74.1	24.260	122.6	1:49.558	79.95	12.725	11:11:51.267
2 -	32.979	94.6	18.262	124.5	27.009	78.5	23.491	124.5	1:41.741	86.09	4.908	11:13:33.008
3 -	32.112	94.6	17.807	125.9	26.583	85.1	23.406	123.1	1:39.908	87.67	3.075	11:15:12.916
4 -	31.418	99.8	17.747	125.6	26.518	83.7	23.282	122.0	1:38.965	88.51	2.132	11:16:51.881
5 -	31.127	98.6	17.737	125.4	26.316	84.5	23.057	123.1	1:38.237	89.17	1.404	11:18:30.118
6 -	31.301	101.0	17.980	124.2	26.156	85.2	23.157	122.6	1:38.594	88.84	1.761	11:20:08.712
7 -	31.148	100.4	17.508	124.2	26.028	84.2	23.174	122.9	1:37.858	89.51	1.025	11:21:46.570
8 -	31.101	99.1	17.527	125.6	26.004	84.6	23.180	122.4	1:37.812	89.55	0.979	11:23:24.382
9 -	31.101	101.3	18.150	122.0	28.981	84.7	IN PIT		4:53.426	P 29.85	3:16.593	11:28:17.808
10 -	OUTLAP	96.9	18.011	124.9	26.606	83.7	23.269	122.9	1:41.251	86.51	4.418	11:29:59.059
11 -	31.363	100.4	18.100	127.0	26.209	86.7	23.163	125.9	1:38.835	88.63	2.002	11:31:37.894
12 -	30.754	101.5	17.937	126.8	26.755	83.7	23.325	125.9	1:38.771	88.68	1.938	11:33:16.665
13 -	30.820	99.2	17.393	128.3	26.235	84.7	23.043	127.5	1:37.491	(3) 89.85	0.658	11:34:54.156
14 -	31.123	101.8	17.710	126.1	26.116	85.1	22.905	124.7	1:37.854	89.51	1.021	11:36:32.010
15 -	31.159	101.9	18.148	125.6	26.066	86.5	23.503	122.0	1:38.876	88.59	2.043	11:38:10.886
16 -	31.014	100.7	17.493	126.6	25.898	87.0	22.930	125.4	1:37.335	(2) 89.99	0.502	11:39:48.221
17 -	30.620	101.9	17.456	127.5	26.025	85.1	22.732	125.9	1:36.833 (1)	90.46		11:41:25.054

Weather / Track : Bright / Dry

Brands Hatch GP

Circuit Length = 2.4332 miles

Start: 11:10 Flag 11:40 End: 11:41

MCRCB BULLETIN TK017

2015 MCE British Superbike Championship - Round 6

2015 HEL British Motostar Championship

FREE PRACTICE - SECTOR ANALYSIS

SECTOR 1 = FL to I1, SECTOR 2 = I1 to I2 SECTOR 3 = I2 to I3, SECTOR 4 = I3 to FL, DIFF = Difference To Personal Best Lap

P7		35 M3		Elliot LODGE				Honda - Essential Team Racing / SP125					
IDEAL LAP TIME : 1:36.940		BEST LAP TIME : 1:36.940				DIFFERENCE : 0.000							
LAP	SECTOR 1	SECTOR 2		SECTOR 3		SECTOR 4		LAP TIME	MPH	DIFF	TIME OF DAY		
1 -	OUTLAP	86.0	19.078	120.6	27.788	79.9	24.012	120.9	1:49.010	80.35	12.070	11:11:49.965	
2 -	32.480	93.4	18.397	121.7	27.042	82.0	23.578	123.1	1:41.497	86.30	4.557	11:13:31.462	
3 -	34.143	78.8	18.280	124.0	26.333	85.7	23.130	122.9	1:41.886	85.97	4.946	11:15:13.348	
4 -	31.494	96.8	17.940	123.5	26.350	84.0	23.091	123.5	1:38.875	88.59	1.935	11:16:52.223	
5 -	31.386	100.3	17.916	122.9	26.149	85.0	23.098	122.9	1:38.549	88.88	1.609	11:18:30.772	
6 -	31.665	96.1	18.118	122.6	26.167	81.9	23.195	122.6	1:39.145	88.35	2.205	11:20:09.917	
7 -	30.929	99.5	17.824	122.2	26.150	86.3	IN PIT		2:32.024	P 57.62	55.084	11:22:41.941	
8 -	OUTLAP	72.3	19.072	121.3	26.220	86.7	23.461	122.0	1:45.920	82.70	8.980	11:24:27.861	
9 -	31.670	94.6	18.329	110.1	28.443	78.8	24.525	121.1	1:42.967	85.07	6.027	11:26:10.828	
10 -	31.143	99.4	17.948	122.4	26.080	86.4	23.275	123.3	1:38.446	(3) 88.98	1.506	11:27:49.274	
11 -	31.249	99.7	17.890	123.5	26.157	80.9	23.612	120.6	1:38.908	88.56	1.968	11:29:28.182	
12 -	31.246	98.5	17.977	122.6	26.141	85.3	23.190	121.5	1:38.554	88.88	1.614	11:31:06.736	
13 -	31.192	98.9	17.986	122.6	26.646	85.1	23.217	122.0	1:39.041	88.44	2.101	11:32:45.777	
14 -	31.952	91.8	18.567	120.9	26.571	85.1	23.220	122.9	1:40.310	87.32	3.370	11:34:26.087	
15 -	30.975	99.5	17.847	123.8	25.942	87.2	23.210	122.2	1:37.974	(2) 89.40	1.034	11:36:04.061	
16 -	30.963	98.3	18.192	122.4	26.272	82.9	23.520	123.8	1:38.947	88.53	2.007	11:37:43.008	
17 -	30.612	100.4	17.836	124.5	26.780	82.7	23.518	122.2	1:38.746	88.71	1.806	11:39:21.754	
18 -	30.507	101.6	17.690	124.2	25.700	84.9	23.043	123.8	1:36.940	(1) 90.36		11:40:58.694	

P8		52 M3		Jorel BOERBOOM				Kalex KTM - FPW Racing					
IDEAL LAP TIME : 1:36.978		BEST LAP TIME : 1:37.052				DIFFERENCE : 0.074							
LAP	SECTOR 1	SECTOR 2		SECTOR 3		SECTOR 4		LAP TIME	MPH	DIFF	TIME OF DAY		
1 -	OUTLAP	86.9	19.394	116.5	29.007	75.6	24.548	126.3	1:51.859	78.31	14.807	11:11:53.895	
2 -	32.414	93.5	18.564	125.2	27.250	83.2	23.875	126.3	1:42.103	85.79	5.051	11:13:35.998	
3 -	32.280	96.8	18.095	125.2	26.964	82.9	23.478	125.9	1:40.817	86.88	3.765	11:15:16.815	
4 -	31.338	99.8	17.889	128.3	26.695	85.3	23.299	125.4	1:39.221	88.28	2.169	11:16:56.036	
5 -	30.982	100.1	18.213	127.8	26.381	87.7	23.247	126.1	1:38.823	88.64	1.771	11:18:34.859	
6 -	30.818	102.1	17.702	128.0	27.042	90.3	23.316	125.2	1:38.878	88.59	1.826	11:20:13.737	
7 -	31.088	102.4	17.607	127.0	26.245	84.0	23.129	126.6	1:38.069	89.32	1.017	11:21:51.806	
8 -	30.900	101.8	17.512	128.0	25.948	84.9	23.114	124.9	1:37.474	89.86	0.422	11:23:29.280	
9 -		99.4	17.901	127.8	26.310	83.0	23.218	127.0	6:29.856	22.46	4:52.804	11:29:59.136	
10 -	31.153	100.7	17.885	126.6	26.265	85.7	23.203	126.1	1:38.506	88.92	1.454	11:31:37.642	
11 -	30.881	99.5	17.794	127.3	26.783	84.7	23.419	125.6	1:38.877	88.59	1.825	11:33:16.519	
12 -	30.810	102.1	17.509	128.3	26.106	88.0	23.137	127.5	1:37.562	89.78	0.510	11:34:54.081	
13 -	31.512	102.7	17.597	128.3	26.339	84.9	23.200	127.3	1:38.648	88.79	1.596	11:36:32.729	
14 -	30.709	103.2	17.575	127.8	25.942	91.6	23.140	125.4	1:37.366	(3) 89.96	0.314	11:38:10.095	
15 -	30.761	102.1	17.429	127.3	25.933	87.6	23.068	127.0	1:37.191	(2) 90.13	0.139	11:39:47.286	
16 -	30.680	103.0	17.462	127.8	25.974	87.6	22.936	128.8	1:37.052	(1) 90.25		11:41:24.338	

P9		62 M3		Vasco VAN DER VALK				Honda - Team ILR / Vasco62.nl					
IDEAL LAP TIME : 1:37.101		BEST LAP TIME : 1:37.101				DIFFERENCE : 0.000							
LAP	SECTOR 1	SECTOR 2		SECTOR 3		SECTOR 4		LAP TIME	MPH	DIFF	TIME OF DAY		
1 -	32.664	86.2	18.946	117.9	28.088	88.5	23.698	124.0	1:43.396	84.72	6.295	11:13:38.872	
2 -	31.958	95.7	18.388	123.8	27.046	87.8	23.502	124.7	1:40.894	86.82	3.793	11:15:19.766	
3 -	31.313	100.3	18.462	122.4	26.523	86.8	23.295	123.1	1:39.593	87.95	2.492	11:16:59.359	
4 -	31.214	97.1	17.785	124.5	26.676	85.0	23.524	123.5	1:39.199	88.30	2.098	11:18:38.558	
5 -	31.363	98.9	17.931	122.2	26.610	84.3	IN PIT		3:40.453	P 39.73	2:03.352	11:22:19.011	
6 -	OUTLAP	74.1	20.624	117.7	27.237	88.3	23.685	122.2	1:48.455	80.76	11.354	11:24:07.466	
7 -	31.235	91.4	18.208	122.2	26.779	86.1	23.560	121.1	1:39.782	87.78	2.681	11:25:47.248	
8 -	31.233	99.1	17.877	123.1	26.507	86.3	23.891	121.7	1:39.508	88.03	2.407	11:27:26.756	
9 -	30.936	100.3	17.908	122.4	26.348	88.8	23.016	123.8	1:38.208	89.19	1.107	11:29:04.964	
10 -	31.140	98.6	17.981	122.4	26.338	90.5	23.243	120.9	1:38.702	88.75	1.601	11:30:43.666	
11 -	30.794	100.7	17.872	122.0	26.436	87.2	23.261	121.7	1:38.363	89.05	1.262	11:32:22.029	
12 -	30.608	101.2	17.924	121.3	26.428	88.6	23.297	121.3	1:38.257	89.15	1.156	11:34:00.286	
13 -	30.730	100.1	17.808	123.3	26.193	76.3	23.846	121.5	1:38.577	88.86	1.476	11:35:38.863	
14 -	30.800	99.7	17.816	121.5	26.270	88.3	23.206	120.9	1:38.092	(3) 89.30	0.991	11:37:16.955	
15 -	30.648	101.0	17.726	121.7	26.389	87.4	23.211	121.7	1:37.974	(2) 89.40	0.873	11:38:54.929	
16 -	30.572	100.7	17.578	122.0	25.959	89.2	22.992	122.4	1:37.101	(1) 90.21		11:40:32.030	

Weather / Track : Bright / Dry

Brands Hatch GP
Circuit Length = 2.4332 miles
Start: 11:10 Flag 11:40 End: 11:41

MCRCB BULLETIN TK017

2015 MCE British Superbike Championship - Round 6

2015 HEL British Motostar Championship

FREE PRACTICE - SECTOR ANALYSIS

SECTOR 1 = FL to I1, SECTOR 2 = I1 to I2 SECTOR 3 = I2 to I3, SECTOR 4 = I3 to FL, DIFF = Difference To Personal Best Lap

P10 47 M3 Jake ARCHER		Honda - RS Racing														
IDEAL LAP TIME : 1:37.244		BEST LAP TIME : 1:37.496				DIFFERENCE : 0.252										
LAP	SECTOR 1	SECTOR 2	SECTOR 3	SECTOR 4	LAP TIME	MPH	DIFF	TIME OF DAY								
1 -	33.572	91.1	21.940	86.7	28.559	77.4	24.109	125.2	1:48.180	80.97	10.684	11:13:40.068				
2 -	32.439	91.3	18.312	125.6	26.756	79.3	23.696	124.7	1:41.203	86.55	3.707	11:15:21.271				
3 -	31.819	96.0	17.824	125.2	26.948	82.8	IN PIT		3:02.271	P 48.05	1:24.775	11:18:23.542				
4 -	OUTLAP	90.0	20.506	105.8	26.787	81.8	23.670	125.6	1:46.557	82.20	9.061	11:20:10.099				
5 -	31.588	98.3	17.789	124.2	26.385	83.4	23.526	124.9	1:39.288	88.22	1.792	11:21:49.387				
6 -	32.593	96.6	17.774	125.2	26.232	85.1	23.596	124.2	1:40.195	87.42	2.699	11:23:29.582				
7 -	31.274	96.9	17.891	125.9	26.071	85.2	23.685	124.7	1:38.921	88.55	1.425	11:25:08.503				
8 -	30.921	99.5	17.722	124.9	26.022	86.8	23.466	123.5	1:38.131	(3) 89.26	0.635	11:26:46.634				
9 -	30.929	99.8	17.582	124.7	26.706	87.4	23.517	124.7	1:38.734	88.72	1.238	11:28:25.368				
10 -	31.111	93.8	18.710	124.2	26.600	84.9	23.203	124.9	1:39.624	87.92	2.128	11:30:04.992				
11 -	31.730	89.1					IN PIT		1:50.703	P 79.12	13.207	11:31:55.695				
12 -	OUTLAP	94.9	17.910	124.2	26.347	88.1	23.591	124.0	1:41.099	86.64	3.603	11:33:36.794				
13 -	30.873	100.4	17.900	125.6	26.366	84.0	23.088	124.7	1:38.227	89.17	0.731	11:35:15.021				
14 -	30.651	100.3	17.693	125.4	26.171	89.1	23.254	124.0	1:37.769	(2) 89.59	0.273	11:36:52.790				
15 -	30.627	100.3	17.621	125.4	25.947	88.5	23.301	124.9	1:37.496	(1) 89.84		11:38:30.286				
16 -	30.822	98.8	18.007	123.1	26.553	85.8	23.194	125.2	1:38.576	88.86	1.080	11:40:08.862				

P11 27 M3 Georgina POLDEN		KTM - RS Racing														
IDEAL LAP TIME : 1:37.617		BEST LAP TIME : 1:37.711				DIFFERENCE : 0.094										
LAP	SECTOR 1	SECTOR 2	SECTOR 3	SECTOR 4	LAP TIME	MPH	DIFF	TIME OF DAY								
1 -	OUTLAP	89.1	19.817	122.6	28.640	74.6	24.631	126.3	1:51.893	78.28	14.182	11:11:54.338				
2 -	33.565	88.7	18.544	127.5	27.197	82.6	23.838	126.1	1:43.144	84.92	5.433	11:13:37.482				
3 -	32.006	92.5	18.446	126.8	27.042	82.4	23.590	125.6	1:41.084	86.65	3.373	11:15:18.566				
4 -	31.614	96.1	17.843	125.6	26.787	85.3	23.442	124.0	1:39.686	87.87	1.975	11:16:58.252				
5 -	31.769	96.2	17.717	128.0	26.636	86.9	23.359	125.4	1:39.481	88.05	1.770	11:18:37.733				
6 -	31.743	98.3	17.692	126.8	26.627	82.6	23.361	125.6	1:39.423	88.10	1.712	11:20:17.156				
7 -	32.352	95.3	17.911	127.5	26.710	85.3	23.651	122.6	1:40.624	87.05	2.913	11:21:57.780				
8 -	31.532	96.1	17.840	124.5	26.534	84.7	23.374	124.7	1:39.280	88.23	1.569	11:23:37.060				
9 -	31.364	96.6	17.715	127.5	26.617	87.6	23.334	124.9	1:39.030	88.45	1.319	11:25:16.090				
10 -	31.132	95.3	17.765	126.1	26.343	85.3	23.396	124.0	1:38.636	88.80	0.925	11:26:54.726				
11 -	32.357	78.3					IN PIT		4:23.787	P 33.20	2:46.076	11:31:18.513				
12 -	OUTLAP	78.8	18.982	124.5	26.722	84.5	26.556	121.1	1:48.896	80.44	11.185	11:33:07.409				
13 -	35.806	98.2	17.788	121.5	27.187	81.8	23.545	125.6	1:44.326	83.96	6.615	11:34:51.735				
14 -	31.102	100.6	17.553	127.3	26.055	87.2	23.154	124.7	1:37.864	(2) 89.51	0.153	11:36:29.599				
15 -	30.994	100.6	17.577	127.0	26.028	87.3	23.112	124.2	1:37.711	(1) 89.65		11:38:07.310				
16 -	31.321	101.0	17.503	127.5	26.217	85.2	23.187	125.2	1:38.228	89.17	0.517	11:39:45.538				
17 -	30.974	99.7	17.618	127.8	26.190	87.0	23.243	125.4	1:38.025	(3) 89.36	0.314	11:41:23.563				

P12 65 Josh OWENS		Honda - JPL Racing														
IDEAL LAP TIME : 1:38.549		BEST LAP TIME : 1:38.668				DIFFERENCE : 0.119										
LAP	SECTOR 1	SECTOR 2	SECTOR 3	SECTOR 4	LAP TIME	MPH	DIFF	TIME OF DAY								
1 -	OUTLAP	74.0	23.409	87.3	34.478	62.3	27.972	105.8	2:09.403	67.69	30.735	11:12:15.326				
2 -	36.582	82.0	20.545	103.8	30.931	66.4	25.657	114.1	1:53.715	77.03	15.047	11:14:09.041				
3 -	33.427	91.4	19.998	113.7	28.563	71.4	24.844	115.5	1:46.832	81.99	8.164	11:15:55.873				
4 -	32.327	93.9	18.905	114.7	27.722	76.4	24.352	114.7	1:43.306	84.79	4.638	11:17:39.179				
5 -	31.840	93.7	18.816	115.1	27.968	77.2	IN PIT		2:28.520	P 58.98	49.852	11:20:07.699				
6 -	OUTLAP	93.9	18.794	117.9	26.692	77.7	23.896	117.7	1:47.358	81.59	8.690	11:21:55.057				
7 -	31.595	93.3	19.274	112.5	26.696	83.5	23.885	114.9	1:41.450	86.34	2.782	11:23:36.507				
8 -	31.211	95.1	18.375	116.9	26.870	82.0	23.611	118.7	1:40.067	87.53	1.399	11:25:16.574				
9 -	30.981	95.8	18.355	118.3	26.068	85.5	23.657	116.7	1:39.061	(2) 88.42	0.393	11:26:55.635				
10 -	31.228	94.6	19.450	107.5	27.653	83.6	24.960	116.7	1:43.291	84.80	4.623	11:28:38.926				
11 -	32.025	90.8	19.172	117.7	26.720	79.5	24.002	118.1	1:41.919	85.94	3.251	11:30:20.845				
12 -	32.035	92.5	19.596	97.1	27.212	84.0	23.818	117.7	1:42.661	85.32	3.993	11:32:03.506				
13 -	30.938	97.1	18.253	117.7	26.689	78.8	23.961	116.9	1:39.841	87.73	1.173	11:33:43.347				
14 -	31.238	96.0	18.198	118.3	26.162	85.2	23.619	116.9	1:39.217	(3) 88.28	0.549	11:35:22.564				
15 -	31.657	88.1	19.356	103.2	28.075	82.2	IN PIT		2:08.535	P 68.15	29.867	11:37:31.099				
16 -	OUTLAP	93.9	18.667	115.9	26.543	83.9	23.714	117.3	1:42.948	85.08	4.280	11:39:14.047				
17 -	31.020	97.3	18.235	118.3	25.844	87.7	23.569	119.4	1:38.668	(1) 88.78		11:40:52.715				

Brands Hatch GP
 Circuit Length = 2.4332 miles
 Start: 11:10 Flag 11:40 End: 11:41

Weather / Track : Bright / Dry

MCRCB BULLETIN TK017

2015 MCE British Superbike Championship - Round 6

2015 HEL British Motostar Championship

FREE PRACTICE - SECTOR ANALYSIS

SECTOR 1 = FL to I1, SECTOR 2 = I1 to I2 SECTOR 3 = I2 to I3, SECTOR 4 = I3 to FL, DIFF = Difference To Personal Best Lap

P13 25 M3 Mike BROUWERS		Honda - Joma / Brouwersracingteam										
IDEAL LAP TIME : 1:38.550		BEST LAP TIME : 1:39.100				DIFFERENCE : 0.550						
LAP	SECTOR 1	SECTOR 2		SECTOR 3		SECTOR 4		LAP TIME	MPH	DIFF	TIME OF DAY	
1 -	OUTLAP	81.7	20.262	109.8	29.646	72.0	25.586	116.9	1:55.351	75.94	16.251	11:12:02.209
2 -	34.583	88.5	19.610	116.1	28.679	72.2	25.298	120.6	1:48.170	80.98	9.070	11:13:50.379
3 -	33.487	95.8	19.268	118.9	27.072	79.0	24.591	114.9	1:44.418	83.89	5.318	11:15:34.797
4 -	34.600	76.6	19.272	110.0	27.959	83.2	24.366	115.7	1:46.197	82.48	7.097	11:17:20.994
5 -	32.477	96.0	18.623	119.6	26.627	86.4	24.860	118.1	1:42.587	85.38	3.487	11:19:03.581
6 -	32.324	93.4	18.923	117.7	26.419	85.9	23.701	118.3	1:41.367	86.41	2.267	11:20:44.948
7 -	31.921	95.0	18.734	117.1	25.990	85.3	23.858	117.7	1:40.503	87.16	1.403	11:22:25.451
8 -	31.954	93.8	18.807	118.1	26.453	84.8	24.093	119.6	1:41.307	86.46	2.207	11:24:06.758
9 -	31.814	93.4	18.579	119.1	26.990	80.4	IN PIT		2:32.288	P 57.52	53.188	11:26:39.046
10 -	OUTLAP	91.4	19.380	102.9	27.618	83.4	23.553	118.5	1:45.429	83.08	6.329	11:28:24.475
11 -	31.917	94.6	18.772	116.1	26.386	87.2	24.324	115.5	1:41.399	86.38	2.299	11:30:05.874
12 -	32.085	93.9	18.777	117.1	26.138	88.7	23.637	118.3	1:40.637	87.04	1.537	11:31:46.511
13 -	33.498	79.9	18.429	122.6	25.958	88.0	23.682	118.9	1:41.567	86.24	2.467	11:33:28.078
14 -	31.637	94.5	18.954	116.9	25.743	85.8	23.580	119.6	1:39.914	(3) 87.67	0.814	11:35:07.992
15 -	31.633	95.8	18.417	119.4	25.895	88.3	23.434	119.4	1:39.379	(2) 88.14	0.279	11:36:47.371
16 -	31.147	98.2	18.226	119.8	25.921	79.7	23.806	120.9	1:39.100	(1) 88.39		11:38:26.471
17 -	31.609	95.8	18.450	119.1	26.497	80.7	23.855	120.9	1:40.411	87.23	1.311	11:40:06.882

P14 71 M3 Christoph BEINLICH		Honda - Beinlich Racing Team										
IDEAL LAP TIME : 1:38.727		BEST LAP TIME : 1:39.204				DIFFERENCE : 0.477						
LAP	SECTOR 1	SECTOR 2		SECTOR 3		SECTOR 4		LAP TIME	MPH	DIFF	TIME OF DAY	
1 -	OUTLAP	93.3	19.373	109.8	29.137	76.1	24.688	122.0	1:51.621	78.47	12.417	11:11:53.860
2 -	32.726	93.5	18.528	119.1	27.408	81.2	23.788	123.3	1:42.450	85.50	3.246	11:13:36.310
3 -	31.908	97.5	18.218	122.0	27.505	77.6	23.844	123.5	1:41.475	86.32	2.271	11:15:17.785
4 -	32.068	99.2	18.041	124.2	26.693	88.4	23.985	122.9	1:40.787	86.91	1.583	11:16:58.572
5 -	31.597	97.2	17.959	125.4	26.709	85.7	23.602	123.5	1:39.867	87.71	0.663	11:18:38.439
6 -	31.176	100.7	17.903	123.8	26.719	86.3	23.526	123.5	1:39.324	88.19	0.120	11:20:17.763
7 -	31.490	99.1	17.989	122.9	26.703	84.3	23.686	123.1	1:39.868	87.71	0.664	11:21:57.631
8 -	32.716	99.8	17.850	125.2	27.419	81.5	23.727	121.7	1:41.712	86.12	2.508	11:23:39.343
9 -	31.869	98.9	17.896	124.5	27.128	86.0	23.795	122.0	1:40.688	86.99	1.484	11:25:20.031
10 -	31.130	99.1	17.849	123.5	26.706	85.1	23.519	122.2	1:39.204	(1) 88.30		11:26:59.235
11 -	30.911	99.5	17.809	122.9	26.651	85.2	23.867	121.7	1:39.238	(2) 88.27	0.034	11:28:38.473
12 -	31.286	97.5	18.135	122.6	26.914	87.7	23.826	121.5	1:40.161	87.45	0.957	11:30:18.634
13 -	31.600	99.2	18.030	122.9	26.961	85.2	IN PIT		3:04.231	P 47.54	1:25.027	11:33:22.865
14 -	OUTLAP	97.3	18.508	118.3	28.898	84.8	23.527	122.9	1:44.855	83.54	5.651	11:35:07.720
15 -	31.124	100.9	17.987	124.0	26.592	87.2	23.619	122.2	1:39.322	88.19	0.118	11:36:47.042
16 -	30.968	101.8	17.723	124.5	26.803	84.3	23.792	123.8	1:39.286	(3) 88.22	0.082	11:38:26.328
17 -	30.975	100.6	17.900	125.2	26.574	81.0	23.994	122.4	1:39.443	88.08	0.239	11:40:05.771

P15 42 M3 Brian SLOOTEN		Honda - Bakker Frames Holland										
IDEAL LAP TIME : 1:38.937		BEST LAP TIME : 1:39.421				DIFFERENCE : 0.484						
LAP	SECTOR 1	SECTOR 2		SECTOR 3		SECTOR 4		LAP TIME	MPH	DIFF	TIME OF DAY	
1 -	OUTLAP	86.3	19.054	122.4	30.539	74.8	25.133	121.1	1:52.334	77.98	12.913	11:11:57.835
2 -	33.176	91.4	18.685	122.0	28.382	78.2	24.289	123.1	1:44.532	83.80	5.111	11:13:42.367
3 -	32.693	91.6	18.272	124.7	27.375	85.0	24.114	121.7	1:42.454	85.50	3.033	11:15:24.821
4 -	31.935	94.5	18.034	124.2	27.140	82.2	23.726	121.5	1:40.835	86.87	1.414	11:17:05.656
5 -	31.653	96.8	18.065	124.0	27.019	84.2	23.817	120.9	1:40.554	87.11	1.133	11:18:46.210
6 -	31.401	97.6	17.981	123.5	27.262	83.3	23.917	121.3	1:40.561	87.10	1.140	11:20:26.771
7 -	32.316	90.1	18.829	118.9	26.993	86.1	IN PIT		5:16.680	P 27.66	3:37.259	11:25:43.451
8 -	OUTLAP	89.3	18.736	121.5	27.423	83.2	24.110	121.3	1:43.464	84.66	4.043	11:27:26.915
9 -	31.235	99.7	18.137	124.0	26.851	84.3	23.675	122.4	1:39.898	87.68	0.477	11:29:06.813
10 -	31.268	98.6	17.865	126.1	27.357	84.6	23.606	122.9	1:40.096	87.51	0.675	11:30:46.909
11 -	31.200	97.1	18.045	122.9	26.841	84.8	23.654	121.7	1:39.740	87.82	0.319	11:32:26.649
12 -	31.159	98.1	18.112	122.9	26.602	87.0	23.690	121.3	1:39.563	(3) 87.98	0.142	11:34:06.212
13 -	31.379	99.2	17.902	124.0	26.387	86.5	23.753	121.3	1:39.421	(1) 88.10		11:35:45.633
14 -	31.569	96.6	18.366	123.3	26.807	87.3	23.546	122.4	1:40.288	87.34	0.867	11:37:25.921
15 -	31.188	95.8	17.994	124.2	26.844	86.3	23.638	121.5	1:39.664	87.89	0.243	11:39:05.585
16 -	31.359	98.2	17.968	122.9	26.572	84.6	23.526	121.3	1:39.425	(2) 88.10	0.004	11:40:45.010

Brands Hatch GP

Circuit Length = 2.4332 miles

Start: 11:10 Flag 11:40 End: 11:41

Weather / Track : Bright / Dry

MCRCB BULLETIN TK017

2015 MCE British Superbike Championship - Round 6

2015 HEL British Motostar Championship

FREE PRACTICE - SECTOR ANALYSIS

SECTOR 1 = FL to I1, SECTOR 2 = I1 to I2 SECTOR 3 = I2 to I3, SECTOR 4 = I3 to FL, DIFF = Difference To Personal Best Lap

P16		2 M3		Joe THOMAS				Honda - Team ILR			
IDEAL LAP TIME : 1:39.021		BEST LAP TIME : 1:39.488				DIFFERENCE : 0.467					
LAP	SECTOR 1	SECTOR 2		SECTOR 3		SECTOR 4		LAP TIME	MPH	DIFF	TIME OF DAY
1 -	OUTLAP	75.3	19.225	119.6	28.102	72.4	IN PIT	3:01.390	P 48.29	1:21.902	11:26:57.292
2 -	OUTLAP	92.3	18.700	120.2	26.928	81.1	23.941	122.2	1:41.583	86.23	2.095 11:28:38.875
3 -	31.864	85.5	18.958	119.8	26.984	83.9	23.999	119.8	1:41.805	86.04	2.317 11:30:20.680
4 -	31.830	92.8	18.345	120.4	26.939	85.0	23.953	120.0	1:41.067	86.67	1.579 11:32:01.747
5 -	32.097	89.5	18.450	120.2	26.924	85.3	23.990	119.4	1:41.461	86.33	1.973 11:33:43.208
6 -	31.714	92.3	18.039	122.9	26.403	82.2	23.805	120.0	1:39.961	87.63	0.473 11:35:23.169
7 -	31.512	93.4	18.115	120.9	26.394	84.9	23.724	119.1	1:39.745	(3) 87.82	0.257 11:37:02.914
8 -	31.244	94.3	18.223	120.0	26.413	81.2	23.686	119.6	1:39.566	(2) 87.98	0.078 11:38:42.480
9 -	31.032	95.0	18.466	119.8	26.434	81.4	23.556	120.9	1:39.488	(1) 88.04	11:40:21.968

P17		98 M3		Tomas DE VRIES				Honda - DAT Racing			
IDEAL LAP TIME : 1:39.771		BEST LAP TIME : 1:40.252				DIFFERENCE : 0.481					
LAP	SECTOR 1	SECTOR 2		SECTOR 3		SECTOR 4		LAP TIME	MPH	DIFF	TIME OF DAY
1 -	OUTLAP	87.2	19.795	114.9	29.918	76.0	25.070	118.9	1:53.819	76.96	13.567 11:11:56.586
2 -	34.231	89.3	19.418	114.5	28.181	79.2	24.436	119.6	1:46.266	82.43	6.014 11:13:42.852
3 -	32.635	93.2	18.786	114.7	27.887	81.1	24.520	120.0	1:43.828	84.36	3.576 11:15:26.680
4 -	32.095	93.4	18.656	117.1	27.172	81.8	24.373	118.9	1:42.296	85.63	2.044 11:17:08.976
5 -	32.047	95.4	18.677	114.3	27.236	83.4	24.408	118.9	1:42.368	85.57	2.116 11:18:51.344
6 -	31.723	96.9	18.689	114.9	27.106	82.0	IN PIT		2:28.189	P 59.11	47.937 11:21:19.533
7 -	OUTLAP	95.7	24.809	51.7	29.004	83.1	24.214	119.6	1:53.729	77.02	13.477 11:23:13.262
8 -	32.321	94.5	18.795	113.9	26.948	79.8	24.336	119.1	1:42.400	85.54	2.148 11:24:55.662
9 -	32.074	96.0	18.533	114.3	26.762	84.5	24.103	118.7	1:41.472	(3) 86.32	1.220 11:26:37.134
10 -	31.813	95.8	18.564	115.3	27.180	79.8	IN PIT		8:23.526	P 17.39	6:43.274 11:35:00.660
11 -	OUTLAP	97.1	18.522	118.7	27.036	81.3	23.902	121.1	1:44.976	83.44	4.724 11:36:45.636
12 -	31.535	99.7	18.324	117.7	26.793	84.5	23.981	121.1	1:40.633	(2) 87.04	0.381 11:38:26.269
13 -	32.016	99.4	18.113	117.3	26.407	83.5	23.716	121.7	1:40.252	(1) 87.37	11:40:06.521

P18		44 M3		Edmund BEST				Honda - SymCirrus Motorsport			
IDEAL LAP TIME : 1:40.269		BEST LAP TIME : 1:40.269				DIFFERENCE : 0.000					
LAP	SECTOR 1	SECTOR 2		SECTOR 3		SECTOR 4		LAP TIME	MPH	DIFF	TIME OF DAY
1 -	OUTLAP	83.8	19.610	116.5	31.230	67.8	25.304	118.5	1:55.850	75.61	15.581 11:11:59.035
2 -	33.655	90.0	19.248	119.6	28.946	75.8	24.565	119.1	1:46.414	82.31	6.145 11:13:45.449
3 -	32.937	94.5	18.673	120.9	27.745	73.4	24.284	119.8	1:43.639	84.52	3.370 11:15:29.088
4 -	32.461	95.1	19.884	117.9	27.543	75.3	24.370	119.1	1:44.258	84.02	3.989 11:17:13.346
5 -	32.239	96.0	18.919	117.1	28.201	81.6	24.136	119.1	1:43.495	84.64	3.226 11:18:56.841
6 -	32.731	93.2	18.869	118.1	27.486	82.4	24.197	117.1	1:43.283	84.81	3.014 11:20:40.124
7 -	32.228	96.2	18.650	118.5	27.584	85.0	24.429	117.9	1:42.891	85.13	2.622 11:22:23.015
8 -	32.345	93.5	18.496	119.8	27.588	76.6	24.412	117.9	1:42.841	85.17	2.572 11:24:05.856
9 -	32.109	94.2	18.443	120.0	27.492	84.6	IN PIT		4:02.637	P 36.10	2:22.368 11:28:08.493
10 -	OUTLAP	91.9	18.661	119.6	27.334	81.0	24.168	118.7	1:45.762	82.82	5.493 11:29:54.255
11 -	31.722	96.9	18.415	119.8	27.212	80.2	23.988	117.5	1:41.337	86.44	1.068 11:31:35.592
12 -	31.858	97.9	18.334	119.4	27.080	88.4	24.183	120.4	1:41.455	86.34	1.186 11:33:17.047
13 -	31.463	99.2	18.095	121.3	27.001	84.9	23.710	118.9	1:40.269	(1) 87.36	11:34:57.316
14 -	31.571	97.8	18.232	120.4	27.283	83.2	23.917	118.5	1:41.003	(3) 86.72	0.734 11:36:38.319
15 -	32.478	90.9	18.970	117.9	27.294	80.4	24.232	118.1	1:42.974	85.06	2.705 11:38:21.293
16 -	31.478	97.8	18.221	120.4	27.034	85.8	23.789	119.4	1:40.522	(2) 87.14	0.253 11:40:01.815

P19		70		Ryan LONGSHAW				Honda - RCD Motorsport			
IDEAL LAP TIME : 1:40.329		BEST LAP TIME : 1:40.774				DIFFERENCE : 0.445					
LAP	SECTOR 1	SECTOR 2		SECTOR 3		SECTOR 4		LAP TIME	MPH	DIFF	TIME OF DAY
1 -	OUTLAP	78.3	21.533	116.7	30.250	67.3	25.590	118.5	1:58.630	73.84	17.856 11:12:06.556
2 -	35.205	88.5	19.218	120.0	29.655	76.4	25.848	116.9	1:49.926	79.68	9.152 11:13:56.482
3 -	32.463	95.1	18.924	120.9	28.201	81.8	24.773	119.8	1:44.361	83.93	3.587 11:15:40.843
4 -	32.351	95.0	18.657	118.9	27.755	83.9	24.575	120.9	1:43.338	84.76	2.564 11:17:24.181
5 -	31.893	96.1	18.521	120.9	27.275	86.3	25.392	120.4	1:43.081	84.98	2.307 11:19:07.262
6 -	31.860	96.6	18.717	119.8	27.856	86.7	24.808	119.4	1:43.241	84.84	2.467 11:20:50.503
7 -	32.641	94.2	18.572	120.0	27.640	83.7	24.989	115.9	1:43.842	84.35	3.068 11:22:34.345

Weather / Track : Bright / Dry

Brands Hatch GP
Circuit Length = 2.4332 miles
Start: 11:10 Flag 11:40 End: 11:41

MCRCB BULLETIN TK017

2015 MCE British Superbike Championship - Round 6

2015 HEL British Motostar Championship

FREE PRACTICE - SECTOR ANALYSIS

SECTOR 1 = FL to I1, SECTOR 2 = I1 to I2 SECTOR 3 = I2 to I3, SECTOR 4 = I3 to FL, DIFF = Difference To Personal Best Lap

8 -	31.749	94.3	18.690	117.9	27.599	87.7	IN PIT	5:58.153	P	24.45	4:17.379	11:28:32.498
9 -	OUTLAP	77.6	20.403	97.6	28.319	85.2	24.447	120.0	1:50.683	79.14	9.909	11:30:23.181
10 -	31.818	96.9	18.756	117.5	27.077	84.4	24.294	120.6	1:41.945	85.92	1.171	11:32:05.126
11 -	31.438	97.1	18.574	117.5	26.957	86.4	24.183	118.7	1:41.152	(2) 86.60	0.378	11:33:46.278
12 -	31.554	97.2	18.351	119.8	26.667	87.9	24.202	118.9	1:40.774	(1) 86.92		11:35:27.052
13 -	33.166	93.5	18.931	119.1	27.134	86.0	24.216	118.1	1:43.447	84.67	2.673	11:37:10.499
14 -	31.764	96.0	18.517	118.5	27.033	84.9	24.288	120.4	1:41.602	86.21	0.828	11:38:52.101
15 -	31.761	95.5	18.465	117.9	27.097	84.4	23.873	120.6	1:41.196	(3) 86.56	0.422	11:40:33.297

P20		21 M3		Richard KERR				Honda - Bob Wylie Racing				
IDEAL LAP TIME : 1:40.945				BEST LAP TIME : 1:41.478				DIFFERENCE : 0.533				
LAP	SECTOR 1	SECTOR 2	SECTOR 3	SECTOR 4	LAP TIME	MPH	DIFF	TIME OF DAY				
1 -	OUTLAP	87.1	20.392	112.0	31.450	73.9	26.146	116.7	1:56.983	74.88	15.505	11:11:58.720
2 -	34.451	89.3	19.608	115.3	29.369	72.8	25.373	118.5	1:48.801	80.51	7.323	11:13:47.521
3 -	33.329	93.8	19.346	118.1	29.121	81.4	25.007	117.1	1:46.803	82.01	5.325	11:15:34.324
4 -	33.385	95.4	19.060	116.9	28.525	77.7	24.960	116.1	1:45.930	82.69	4.452	11:17:20.254
5 -	33.354	91.1	18.856	118.5	28.080	79.7	25.668	117.5	1:45.958	82.67	4.480	11:19:06.212
6 -	32.644	95.4	18.662	117.7	28.109	81.9	24.915	117.1	1:44.330	83.96	2.852	11:20:50.542
7 -	32.783	94.3	18.642	119.1	28.051	82.9	24.601	116.3	1:44.077	84.16	2.599	11:22:34.619
8 -	32.106	95.7	18.650	118.9	27.611	85.3	24.430	116.7	1:42.797	85.21	1.319	11:24:17.416
9 -	32.348	95.7	18.611	116.5	28.145	83.5	24.551	116.5	1:43.655	84.50	2.177	11:26:01.071
10 -	32.197	95.7	19.106	114.5	27.892	82.4	24.559	117.3	1:43.754	84.42	2.276	11:27:44.825
11 -	32.046	95.4	19.078	116.9	27.986	79.8	24.440	116.1	1:43.550	84.59	2.072	11:29:28.375
12 -	31.930	96.4	18.660	117.3	27.527	84.5	24.386	117.3	1:42.503	85.45	1.025	11:31:10.878
13 -	31.819	96.9	18.558	116.7	27.725	86.1	24.487	116.1	1:42.589	85.38	1.111	11:32:53.467
14 -	31.799	96.6	18.478	118.1	27.046	86.8	24.155	117.3	1:41.478	(1) 86.32		11:34:34.945
15 -	31.813	96.0	18.578	116.7	28.979	81.5	24.457	115.9	1:43.827	84.36	2.349	11:36:18.772
16 -	31.958	96.5	18.465	116.9	27.314	83.3	24.037	116.9	1:41.774	(2) 86.07	0.296	11:38:00.546
17 -	31.872	93.8	18.735	118.5	27.322	86.7	23.889	118.1	1:41.818	(3) 86.03	0.340	11:39:42.364
18 -	31.545	96.6	18.524	117.1	27.548	84.9	24.240	118.7	1:41.857	86.00	0.379	11:41:24.221

P21		24		Tasia RODINK				Honda - Promemo Racing				
IDEAL LAP TIME : 1:41.608				BEST LAP TIME : 1:41.694				DIFFERENCE : 0.086				
LAP	SECTOR 1	SECTOR 2	SECTOR 3	SECTOR 4	LAP TIME	MPH	DIFF	TIME OF DAY				
1 -	OUTLAP	80.7	19.987	119.6	29.672	67.9	25.268	119.6	1:56.339	75.29	14.645	11:11:59.223
2 -	34.359	89.9	19.233	118.1	28.248	71.7	24.530	119.8	1:46.370	82.35	4.676	11:13:45.593
3 -	33.398	94.6	18.909	120.6	27.697	77.1	24.316	118.7	1:44.320	83.97	2.626	11:15:29.913
4 -	32.758	94.3	18.804	117.9	27.924	78.4	24.251	118.7	1:43.737	84.44	2.043	11:17:13.650
5 -	32.553	95.5	18.774	120.4	28.107	75.7	IN PIT		4:52.497	P 29.94	3:10.803	11:22:06.147
6 -	OUTLAP	90.0	18.956	118.7	27.546	84.0	24.768	118.1	1:48.572	80.68	6.878	11:23:54.719
7 -	32.410	95.7	18.573	120.0	27.220	81.1	24.183	118.5	1:42.386	(3) 85.55	0.692	11:25:37.105
8 -	32.265	95.4	18.722	120.0	27.845	78.7	24.396	119.4	1:43.228	84.85	1.534	11:27:20.333
9 -	32.970	94.5	18.694	118.7	27.865	81.8	24.188	118.1	1:43.717	84.45	2.023	11:29:04.050
10 -	32.038	95.1	18.613	120.4	26.855	77.0	24.188	117.7	1:41.694	(1) 86.13		11:30:45.744
11 -	32.425	91.4	19.222	117.7	27.595	80.0	24.227	118.3	1:43.469	84.66	1.775	11:32:29.213
12 -	32.339	94.3	18.715	118.5	26.909	84.3	24.250	117.5	1:42.213	(2) 85.70	0.519	11:34:11.426
13 -	35.115	62.7	19.591	118.5	27.597	75.8	IN PIT		3:26.723	P 42.37	1:45.029	11:37:38.149
14 -	OUTLAP	92.0	18.773	119.4	27.252	80.6	24.372	118.5	1:52.994	77.52	11.300	11:39:31.143
15 -	32.624	95.0	18.731	119.4	26.936	80.9	24.142	118.9	1:42.433	85.51	0.739	11:41:13.576

P22		72		Cameron HORSMAN				EE125 - FAB-Racing				
IDEAL LAP TIME : 1:41.486				BEST LAP TIME : 1:41.839				DIFFERENCE : 0.353				
LAP	SECTOR 1	SECTOR 2	SECTOR 3	SECTOR 4	LAP TIME	MPH	DIFF	TIME OF DAY				
1 -	OUTLAP	70.4	21.247	104.6	31.098	70.5	25.812	123.3	1:57.712	74.41	15.873	11:12:03.355
2 -	36.790	78.7	19.345	103.2	30.682	70.7	IN PIT		6:22.633	P 22.89	4:40.794	11:18:25.988
3 -	OUTLAP	90.4	18.903	110.0	29.760	77.2	24.880	122.6	1:50.008	79.62	8.169	11:20:15.996
4 -	33.454	89.8	18.795	109.1	29.664	75.4	24.852	122.2	1:46.765	82.04	4.926	11:22:02.761
5 -	33.357	94.3	18.732	110.7	29.046	76.9	24.837	123.1	1:45.972	82.66	4.133	11:23:48.733
6 -	33.372	93.4	18.640	108.4	29.212	79.0	24.584	121.1	1:45.808	82.78	3.969	11:25:34.541
7 -	33.166	92.4	18.756	107.5	29.066	80.5	24.613	122.0	1:45.601	82.95	3.762	11:27:20.142
8 -	33.279	90.6	18.651	106.6	28.426	80.0	24.289	121.7	1:44.645	83.71	2.806	11:29:04.787
9 -	32.223	94.5	18.426	123.1	27.319	80.9	24.626	121.5	1:42.594	(2) 85.38	0.755	11:30:47.381

Brands Hatch GP

Circuit Length = 2.4332 miles

Start: 11:10 Flag 11:40 End: 11:41

Weather / Track : Bright / Dry

MCRCB BULLETIN TK017

2015 MCE British Superbike Championship - Round 6

2015 HEL British Motostar Championship

FREE PRACTICE - SECTOR ANALYSIS

SECTOR 1 = FL to I1, SECTOR 2 = I1 to I2 SECTOR 3 = I2 to I3, SECTOR 4 = I3 to FL, DIFF = Difference To Personal Best Lap

10 -	32.801	93.3	18.336	121.1	27.957	80.2	24.278	122.4	1:43.372	84.74	1.533	11:32:30.753
11 -	32.100	97.6	18.420	119.8	28.089	83.9	24.195	122.6	1:42.804	85.20	0.965	11:34:13.557
12 -	32.679	89.3	18.705	117.9	27.841	83.4	24.310	122.0	1:43.535	84.60	1.696	11:35:57.092
13 -	32.453	94.6	18.570	118.3	27.922	82.4	24.477	120.0	1:43.422	84.69	1.583	11:37:40.514
14 -	32.033	95.0	18.350	121.7	27.324	80.4	24.132	122.2	1:41.839 (1)	86.01		11:39:22.353
15 -	31.824	94.2	18.803	114.1	28.147	81.9	24.007	121.5	1:42.781	(3) 85.22	0.942	11:41:05.134

P23 99 M3 Miguel CORREIA-LOURENCO

Kalex KTM - Racing Team Noord Nederland

IDEAL LAP TIME : 1:41.454 BEST LAP TIME : 1:41.844 DIFFERENCE : 0.390

LAP	SECTOR 1	SECTOR 2	SECTOR 3	SECTOR 4	LAP TIME	MPH	DIFF	TIME OF DAY				
1 -	OUTLAP	74.0	20.962	116.9	30.643	65.0	25.686	118.1	1:58.520	73.91	16.676	11:12:06.034
2 -	34.720	85.5	19.428	116.9	29.114	74.5	25.104	116.3	1:48.366	80.83	6.522	11:13:54.400
3 -	33.435	90.0	19.346	117.9	28.179	76.0	24.957	117.7	1:45.917	82.70	4.073	11:15:40.317
4 -	33.398	89.5	19.217	118.9	27.797	76.7	24.869	117.1	1:45.281	83.20	3.437	11:17:25.598
5 -	33.252	85.4	19.187	118.7	27.584	78.9	24.591	117.7	1:44.614	83.73	2.770	11:19:10.212
6 -	32.373	92.1	18.885	117.7	27.603	77.0	24.546	117.9	1:43.407	84.71	1.563	11:20:53.619
7 -	32.038	93.2	18.944	117.7	27.068	76.7	24.081	118.3	1:42.131	(2) 85.77	0.287	11:22:35.750
8 -	32.085	93.3	18.508	119.4	27.121	75.8	24.130	117.3	1:41.844 (1)	86.01		11:24:17.594
9 -	32.783	94.1	19.045	116.9	27.352	76.6	24.232	116.7	1:43.412	84.70	1.568	11:26:01.006
10 -	32.554	89.5	18.792	116.9	26.827	83.5	24.159	117.9	1:42.332	(3) 85.60	0.488	11:27:43.338

P24 34 Liam DELVES

Honda - Crucials Sauce / Banks Racing

IDEAL LAP TIME : 1:42.002 BEST LAP TIME : 1:42.002 DIFFERENCE : 0.000

LAP	SECTOR 1	SECTOR 2	SECTOR 3	SECTOR 4	LAP TIME	MPH	DIFF	TIME OF DAY				
1 -	OUTLAP	71.3	23.789	89.0	34.284	62.6	28.637	105.0	2:11.657	66.53	29.655	11:12:16.453
2 -	37.651	81.1	21.201	98.6	31.256	68.0	26.705	109.4	1:56.813	74.99	14.811	11:14:13.266
3 -	35.381	82.1	20.741	104.5	31.048	74.3	25.794	114.3	1:52.964	77.54	10.962	11:16:06.230
4 -	34.058	88.4	19.880	113.9	29.439	73.9	25.627	114.5	1:49.003	80.36	7.002	11:17:55.234
5 -	32.837	92.4	19.606	114.5	28.630	78.2	25.179	115.9	1:46.252	82.44	4.250	11:19:41.486
6 -	32.380	91.5	19.302	113.9	28.539	77.2	25.751	113.7	1:45.972	82.66	3.970	11:21:27.458
7 -	32.669	89.5	19.292	114.9	28.022	79.9	24.920	115.1	1:44.903	83.50	2.901	11:23:12.361
8 -	33.180	88.6	19.396	115.3	28.021	78.1	24.877	116.7	1:45.474	83.05	3.472	11:24:57.835
9 -	33.265	86.0	20.656	98.8	29.725	73.5	IN PIT		3:32.490	P 41.22	1:50.488	11:28:30.325
10 -	OUTLAP	82.9	20.660	90.3	30.011	78.4	25.583	116.1	1:55.744	75.68	13.742	11:30:26.069
11 -	32.829	92.5	19.325	115.1	28.293	77.3	25.075	116.1	1:45.522	83.01	3.520	11:32:11.591
12 -	32.743	92.1	19.229	114.9	28.170	81.5	24.681	116.3	1:44.823	83.56	2.821	11:33:56.414
13 -	32.090	94.1	18.874	116.7	27.580	71.1	25.130	116.9	1:43.674	(3) 84.49	1.672	11:35:40.088
14 -	32.633	92.1	19.105	113.7	28.200	79.0	24.741	116.3	1:44.679	83.68	2.677	11:37:24.767
15 -	32.067	95.8	18.679	117.1	27.431	81.5	24.477	117.9	1:42.654	(2) 85.33	0.652	11:39:07.421
16 -	31.805	95.1	18.666	116.3	27.327	81.9	24.204	120.0	1:42.002 (1)	85.87		11:40:49.423

P25 13 M3 Sam BURMAN

Honda - WNT / Burman Racing

IDEAL LAP TIME : 1:41.725 BEST LAP TIME : 1:42.042 DIFFERENCE : 0.317

LAP	SECTOR 1	SECTOR 2	SECTOR 3	SECTOR 4	LAP TIME	MPH	DIFF	TIME OF DAY				
1 -	34.051	85.1	19.396	116.1	29.472	75.9	24.971	120.6	1:47.890	81.19	5.848	11:13:41.720
2 -	33.410	89.2	18.923	123.3	28.999	74.1	24.759	121.1	1:46.091	82.56	4.049	11:15:27.811
3 -	32.906	94.9	18.672	122.0	28.232	82.3	24.698	119.4	1:44.508	83.81	2.466	11:17:12.319
4 -	32.637	96.2	18.651	121.7	28.052	84.2	24.806	118.3	1:44.146	84.11	2.104	11:18:56.465
5 -	33.256	93.2	18.834	113.9	27.952	80.2	24.508	119.8	1:44.550	83.78	2.508	11:20:41.015
6 -	32.274	95.4	18.696	121.1	27.564	81.8	24.344	119.8	1:42.878	85.14	0.836	11:22:23.893
7 -	32.294	84.8	19.283	118.9	28.504	74.8	IN PIT		2:56.811	P 49.54	1:14.769	11:25:20.704
8 -	OUTLAP	92.8	18.925	119.6	28.435	80.8	24.609	119.4	1:48.543	80.70	6.501	11:27:09.247
9 -	32.452	92.9	19.816	118.5	28.497	79.3	24.485	118.5	1:45.250	83.22	3.208	11:28:54.497
10 -	32.138	96.6	18.530	121.3	27.770	84.4	24.285	119.8	1:42.723	85.27	0.681	11:30:37.220
11 -	32.161	97.5	18.398	121.3	28.037	81.3	24.316	119.8	1:42.912	85.11	0.870	11:32:20.132
12 -	31.964	96.1	18.536	119.4	27.430	83.1	24.112	120.2	1:42.042 (1)	85.84		11:34:02.174
13 -	32.050	96.5	18.693	120.0	28.126	78.3	24.497	120.6	1:43.366	84.74	1.324	11:35:45.540
14 -	32.300	98.3	18.263	123.3	27.386	83.8	24.192	120.6	1:42.141	(2) 85.76	0.099	11:37:27.681
15 -	32.399	96.2	18.436	121.3	27.993	83.8	24.248	120.9	1:43.076	84.98	1.034	11:39:10.757
16 -	32.301	97.8	18.313	121.7	27.758	84.5	24.266	120.2	1:42.638	(3) 85.34	0.596	11:40:53.395

Weather / Track : Bright / Dry

Brands Hatch GP

Circuit Length = 2.4332 miles

Start: 11:10 Flag 11:40 End: 11:41

MCRCB BULLETIN TK017

2015 MCE British Superbike Championship - Round 6

2015 HEL British Motostar Championship

FREE PRACTICE - SECTOR ANALYSIS

SECTOR 1 = FL to I1, SECTOR 2 = I1 to I2 SECTOR 3 = I2 to I3, SECTOR 4 = I3 to FL, DIFF = Difference To Personal Best Lap

P26 11		Stephen CAMPBELL						Honda - Campbell Racing				
IDEAL LAP TIME : 1:41.889		BEST LAP TIME : 1:42.272						DIFFERENCE : 0.383				
LAP	SECTOR 1	SECTOR 2		SECTOR 3		SECTOR 4		LAP TIME	MPH	DIFF	TIME OF DAY	
1 -	OUTLAP	81.7	20.604	116.7	30.656	64.2	25.916	115.9	1:57.272	74.69	15.000	11:12:05.846
2 -	34.525	87.0	19.885	113.3	30.340	67.6	26.110	116.9	1:50.860	79.01	8.588	11:13:56.706
3 -	32.850	88.6	19.142	117.9	28.490	76.0	24.770	116.9	1:45.252	83.22	2.980	11:15:41.958
4 -	32.601	90.4	18.823	118.7	27.863	72.6	24.606	118.7	1:43.893	84.31	1.621	11:17:25.851
5 -	32.288	94.2	19.104	116.1	27.689	75.5	24.826	115.5	1:43.907	84.30	1.635	11:19:09.758
6 -	31.923	94.1	18.786	116.5	27.447	78.3	24.807	115.7	1:42.963	85.07	0.691	11:20:52.721
7 -	31.791	94.5	18.615	117.3	27.375	77.0	24.491	116.3	1:42.272 (1)	85.65		11:22:34.993
8 -	32.320	93.9	18.689	117.9	27.291	79.9	24.367	115.1	1:42.667 (3)	85.32	0.395	11:24:17.660
9 -	36.441	71.9	19.439	116.1	28.233	76.8	25.300	114.7	1:49.413	80.06	7.141	11:26:07.073
10 -	31.895	91.9	18.841	115.7	27.400	81.5	24.575	116.7	1:42.711	85.28	0.439	11:27:49.784
11 -	32.473	93.7	18.775	116.1	27.549	76.4	IN PIT		3:32.208 P	41.27	1:49.936	11:31:21.992
12 -	OUTLAP	87.4	19.523	112.0	29.051	74.0	25.325	115.5	1:48.007	81.10	5.735	11:33:09.999
13 -	34.411	92.1	18.844	117.7	27.261	78.4	24.651	117.9	1:45.167	83.29	2.895	11:34:55.166
14 -	32.105	92.3	19.952	108.4	27.887	79.7	24.580	116.9	1:44.524	83.80	2.252	11:36:39.690
15 -	32.360	93.2	18.658	116.9	27.226	76.9	24.606	116.7	1:42.850	85.17	0.578	11:38:22.540
16 -	31.743	94.7	19.023	115.3	27.241	79.5	24.305	116.1	1:42.312 (2)	85.61	0.040	11:40:04.852

P27 16		Andrew SAWFORD						Aprilia - St Neots Motorcycle Co Ltd				
IDEAL LAP TIME : 1:42.381		BEST LAP TIME : 1:42.408						DIFFERENCE : 0.027				
LAP	SECTOR 1	SECTOR 2		SECTOR 3		SECTOR 4		LAP TIME	MPH	DIFF	TIME OF DAY	
1 -	OUTLAP	70.2	23.711	93.9	33.760	63.9	28.698	104.0	2:11.327	66.70	28.919	11:12:19.418
2 -	37.630	78.7	21.946	93.7	31.987	68.1	27.504	106.0	1:59.067	73.57	16.659	11:14:18.485
3 -	35.896	82.8	21.076	103.8	30.900	68.1	26.807	109.2	1:54.679	76.38	12.271	11:16:13.164
4 -	35.097	87.0	20.867	106.8	31.446	71.1	26.607	112.2	1:54.017	76.82	11.609	11:18:07.181
5 -	34.306	88.7	20.221	111.2	30.244	72.7	26.052	112.9	1:50.823	79.04	8.415	11:19:58.004
6 -	34.292	85.1	20.107	110.0	29.521	72.3	26.865	110.0	1:50.785	79.07	8.377	11:21:48.789
7 -	36.713	86.2	20.533	103.4	29.669	73.1	25.793	113.9	1:52.708	77.72	10.300	11:23:41.497
8 -	33.710	88.7	19.489	115.7	28.657	76.2	25.166	113.5	1:47.022	81.85	4.614	11:25:28.519
9 -	33.276	91.3	19.330	116.3	28.264	78.7	25.114	115.9	1:45.984	82.65	3.576	11:27:14.503
10 -	32.692	88.7	19.417	108.7	29.084	73.9	25.134	115.5	1:46.327	82.38	3.919	11:29:00.830
11 -	33.007	91.0	19.259	117.3	28.143	76.8	25.733	110.1	1:46.142	82.52	3.734	11:30:46.972
12 -	34.632	84.7	19.682	116.7	28.294	75.6	25.071	115.7	1:47.679	81.35	5.271	11:32:34.651
13 -	32.892	91.3	19.140	118.3	27.576	79.7	24.566	119.4	1:44.174	84.08	1.766	11:34:18.825
14 -	32.460	91.8	18.942	118.9	27.550	79.3	24.648	119.1	1:43.600	84.55	1.192	11:36:02.425
15 -	32.154	94.9	18.959	118.7	27.157	78.3	24.336	119.4	1:42.606 (2)	85.37	0.198	11:37:45.031
16 -	32.461	93.9	18.822	118.1	27.327	78.4	24.553	119.4	1:43.163 (3)	84.91	0.755	11:39:28.194
17 -	32.088	93.7	18.822	117.9	27.135	80.9	24.363	120.4	1:42.408 (1)	85.53		11:41:10.602

P28 3		Mark CLAYTON						Honda - SP125 / Refined Recruitment				
IDEAL LAP TIME : 1:42.301		BEST LAP TIME : 1:42.479						DIFFERENCE : 0.178				
LAP	SECTOR 1	SECTOR 2		SECTOR 3		SECTOR 4		LAP TIME	MPH	DIFF	TIME OF DAY	
1 -	OUTLAP	78.0	25.496	95.0	36.079	64.4	31.039	85.0	2:19.995	62.57	37.516	11:12:24.691
2 -	39.903	79.6	21.137	102.4	32.742	71.1	28.213	103.0	2:01.995	71.80	19.516	11:14:26.686
3 -	36.902	85.9	20.810	106.8	31.135	73.1	27.219	106.8	1:56.066	75.47	13.587	11:16:22.752
4 -	36.225	86.9	20.159	111.4	29.716	78.9	26.552	112.9	1:52.652	77.76	10.173	11:18:15.404
5 -	33.865	90.1	19.556	113.9	29.251	78.6	IN PIT		6:49.337 P	21.40	5:06.858	11:25:04.741
6 -	OUTLAP	89.4	19.295	116.1	28.284	83.9	25.137	114.9	1:53.676	77.05	11.197	11:26:58.417
7 -	32.734	95.0	18.788	116.7	28.349	83.8	25.332	114.7	1:45.203	83.26	2.724	11:28:43.620
8 -	32.567	95.0	18.735	116.3	28.491	81.1	24.955	116.5	1:44.748	83.62	2.269	11:30:28.368
9 -	32.597	94.2	18.824	116.7	28.215	83.0	24.841	116.9	1:44.477	83.84	1.998	11:32:12.845
10 -	32.145	95.5	18.609	117.9	27.453	88.1	24.664	115.5	1:42.871 (3)	85.15	0.392	11:33:55.716
11 -	32.066	94.5	18.823	115.9	28.196	73.8	25.397	114.3	1:44.482	83.84	2.003	11:35:40.198
12 -	32.709	92.4	18.868	117.7	27.726	84.7	24.771	115.1	1:44.074	84.16	1.595	11:37:24.272
13 -	32.136	94.6	18.504	116.5	27.463	86.1	24.434	116.9	1:42.537 (2)	85.43	0.058	11:39:06.809
14 -	31.941	95.5	18.473	117.1	27.582	86.0	24.483	117.1	1:42.479 (1)	85.47		11:40:49.288

Weather / Track : Bright / Dry

Brands Hatch GP
Circuit Length = 2.4332 miles
Start: 11:10 Flag 11:40 End: 11:41

MCRCB BULLETIN TK017

2015 MCE British Superbike Championship - Round 6

2015 HEL British Motostar Championship

FREE PRACTICE - SECTOR ANALYSIS

SECTOR 1 = FL to I1, SECTOR 2 = I1 to I2 SECTOR 3 = I2 to I3, SECTOR 4 = I3 to FL, DIFF = Difference To Personal Best Lap

P29 87		Jamie EDWARDS				Nykos - Kinpac Racing						
IDEAL LAP TIME : 1:41.814		BEST LAP TIME : 1:42.490				DIFFERENCE : 0.676						
LAP	SECTOR 1	SECTOR 2		SECTOR 3		SECTOR 4		LAP TIME	MPH	DIFF	TIME OF DAY	
1 -	OUTLAP	78.3	20.404	103.0	30.657	70.8	25.817	115.9	2:00.339	72.79	17.849	11:12:04.537
2 -	33.473	88.0	19.344	115.5	28.654	74.6	24.843	117.5	1:46.314	82.39	3.824	11:13:50.851
3 -	33.651	91.9	19.314	116.5	27.881	82.2	24.993	115.5	1:45.839	82.76	3.349	11:15:36.690
4 -	32.600	94.2	19.048	115.1	28.460	75.1	24.677	116.5	1:44.785	83.59	2.295	11:17:21.475
5 -	32.282	92.4	19.050	116.5	27.962	78.9	24.967	116.3	1:44.261	84.01	1.771	11:19:05.736
6 -	32.228	92.6	19.036	114.9	27.888	78.9	24.753	115.9	1:43.905	84.30	1.415	11:20:49.641
7 -	33.170	91.4	18.860	115.3	28.121	81.5	24.890	115.3	1:45.041	83.39	2.551	11:22:34.682
8 -	32.310	94.2	19.116	113.1	28.016	82.4	24.474	117.7	1:43.916	84.29	1.426	11:24:18.598
9 -	32.101	95.3	18.802	114.1	27.483	80.4	24.601	116.7	1:42.987	85.05	0.497	11:26:01.585
10 -	32.141	91.9	19.036	117.1	27.826	82.9	24.450	117.5	1:43.453	84.67	0.963	11:27:45.038
11 -	32.384	89.9	18.873	115.1	27.864	81.6	24.750	115.9	1:43.871	84.33	1.381	11:29:28.909
12 -	31.812	94.7	18.617	115.9	27.430	83.8	24.631	115.9	1:42.490 (1)	85.47		11:31:11.399
13 -	32.311	90.4	18.842	113.7	27.918	77.8	IN PIT		4:25.232	P	2:42.742	11:35:36.631
14 -	OUTLAP	90.0	19.272	116.1	27.895	84.9	24.556	116.7	1:50.658	79.16	8.168	11:37:27.289
15 -	32.159	92.5	19.060	115.7	27.028	83.6	24.357	116.9	1:42.604	(2)	0.114	11:39:09.893
16 -	32.180	92.5	18.895	115.5	27.398	86.3	24.428	117.1	1:42.901	(3)	0.411	11:40:52.794

P30 17		Wesley JONKER				Luyten Honda - Racing Family						
IDEAL LAP TIME : 1:42.582		BEST LAP TIME : 1:42.726				DIFFERENCE : 0.144						
LAP	SECTOR 1	SECTOR 2		SECTOR 3		SECTOR 4		LAP TIME	MPH	DIFF	TIME OF DAY	
1 -	OUTLAP	86.1	20.103	112.5	30.673	74.8	26.254	113.9	1:58.981	73.62	16.255	11:12:01.317
2 -	35.017	90.9	19.398	113.1	28.832	84.2	25.757	114.1	1:49.004	80.36	6.278	11:13:50.321
3 -	34.761	92.9	19.716	111.8	28.350	83.2	25.433	116.3	1:48.260	80.91	5.534	11:15:38.581
4 -	33.635	94.3	19.153	113.9	27.658	82.6	24.976	114.5	1:45.422	83.09	2.696	11:17:24.003
5 -	33.100	95.3	18.940	114.7	27.606	85.0	IN PIT		6:56.235	P	5:13.509	11:24:20.238
6 -	OUTLAP	91.9	20.282	113.1	28.397	80.2	25.126	114.5	1:50.786	79.06	8.060	11:26:11.024
7 -	33.169	95.0	18.987	113.7	27.896	79.8	24.754	115.7	1:44.806	83.58	2.080	11:27:55.830
8 -	33.667	94.2	19.057	113.7	27.523	82.3	24.620	115.1	1:44.867	83.53	2.141	11:29:40.697
9 -	32.568	95.7	18.890	113.7	27.556	85.5	24.932	115.7	1:43.946	84.27	1.220	11:31:24.643
10 -	32.406	95.7	18.817	114.3	27.933	81.5	24.810	112.0	1:43.966	84.25	1.240	11:33:08.609
11 -	33.116	94.9	18.984	114.5	27.263	82.2	24.454	116.5	1:43.817	84.37	1.091	11:34:52.426
12 -	32.311	95.8	18.841	115.1	27.081	82.7	24.493	115.1	1:42.726 (1)	85.27		11:36:35.152
13 -	32.454	96.1	18.852	114.1	27.048	83.2	24.664	115.3	1:43.018	(2)	0.292	11:38:18.170
14 -	32.549	95.5	18.769	114.7	27.423	80.0	24.623	115.1	1:43.364	(3)	0.638	11:40:01.534

P31 7		Jamie ASHBY				Honda - SP125 / JPA Racing						
IDEAL LAP TIME : 1:43.141		BEST LAP TIME : 1:43.324				DIFFERENCE : 0.183						
LAP	SECTOR 1	SECTOR 2		SECTOR 3		SECTOR 4		LAP TIME	MPH	DIFF	TIME OF DAY	
1 -	OUTLAP	74.7	20.512	112.9	30.105	70.2	25.822	115.9	1:56.699	75.06	13.375	11:12:01.589
2 -	34.803	82.9	19.713	113.5	28.651	78.5	25.514	116.1	1:48.681	80.60	5.357	11:13:50.270
3 -	34.019	89.0	19.565	113.1	28.122	77.9	24.962	117.9	1:46.668	82.12	3.344	11:15:36.938
4 -	33.350	89.3	19.325	117.1	27.692	78.3	24.705	116.9	1:45.072	83.36	1.748	11:17:22.010
5 -	33.504	92.9	19.193	116.5	27.654	78.6	24.798	116.7	1:45.149	83.30	1.825	11:19:07.159
6 -	33.058	92.1	19.185	116.5	27.524	78.9	IN PIT		5:12.420	P	3:29.096	11:24:19.579
7 -	OUTLAP	87.0	20.361	110.0	28.451	80.0	25.482	116.7	1:51.929	78.26	8.605	11:26:11.508
8 -	33.127	93.4	19.206	116.9	27.341	79.6	24.970	117.3	1:44.644	83.71	1.320	11:27:56.152
9 -	33.491	90.6	19.028	117.3	27.546	80.5	24.664	117.5	1:44.729	83.64	1.405	11:29:40.881
10 -	32.837	93.7	19.029	117.1	27.266	81.2	24.684	117.9	1:43.816	(3)	0.492	11:31:24.697
11 -	32.999	94.1	19.108	116.7	27.341	81.0	24.547	118.1	1:43.995	84.23	0.671	11:33:08.692
12 -	35.171	93.5	19.031	116.9	27.294	81.0	24.666	117.3	1:46.162	82.51	2.838	11:34:54.854
13 -	32.962	95.0	19.283	115.5	27.607	79.3	24.679	115.7	1:44.531	83.80	1.207	11:36:39.385
14 -	32.981	94.7	18.869	117.3	26.956	78.7	24.518	118.7	1:43.324 (1)	84.78		11:38:22.709
15 -	32.966	94.1	18.830	116.7	27.146	80.9	24.660	116.7	1:43.602	(2)	0.278	11:40:06.311

P32 9		David WALES				Honda - TAD Racing						
IDEAL LAP TIME : 1:48.399		BEST LAP TIME : 1:49.115				DIFFERENCE : 0.716						
LAP	SECTOR 1	SECTOR 2		SECTOR 3		SECTOR 4		LAP TIME	MPH	DIFF	TIME OF DAY	

Weather / Track : Bright / Dry

Brands Hatch GP
Circuit Length = 2.4332 miles
Start: 11:10 Flag 11:40 End: 11:41

MCRCB BULLETIN TK017

2015 MCE British Superbike Championship - Round 6

2015 HEL British Motostar Championship

FREE PRACTICE - SECTOR ANALYSIS

SECTOR 1 = FL to I1, SECTOR 2 = I1 to I2 SECTOR 3 = I2 to I3, SECTOR 4 = I3 to FL, DIFF = Difference To Personal Best Lap

1 -	OUTLAP	61.0	23.221	110.7	33.450	62.0	26.793	114.9	2:09.894	67.43	20.779	11:12:16.219
2 -	36.539	89.2	20.327	110.1	30.734	63.2	25.576	115.3	1:53.176 (2)	77.40	4.061	11:14:09.395
3 -	34.659	90.6	20.150	112.9	29.178	67.6	25.128	114.7	1:49.115 (1)	80.28		11:15:58.510

P33 8 M3 TJ TOMS

Repli-Cast Moto 3 - Repli-Cast - Armstrong

IDEAL LAP TIME : 2:14.926

BEST LAP TIME :

DIFFERENCE :

LAP	SECTOR 1	SECTOR 2	SECTOR 3	SECTOR 4	LAP TIME	MPH	DIFF	TIME OF DAY
1 -	OUTLAP	73.1	24.667	88.4	38.533	50.4	IN PIT	3:58.131 P 36.78 11:26:58.051
2 -	OUTLAP	61.1	24.756	67.5	40.256	59.0	IN PIT	3:48.392 P 38.35 11:30:46.443
3 -	OUTLAP	64.5	23.778	70.4	41.870	56.6	31.002 95.0	2:20.198 62.48 11:33:06.641

MCRCB BULLETIN TK018**2015 MCE British Superbike Championship - Round 6****2015 HEL British Motostar Championship****FREE PRACTICE - BEST SPEEDS**

POS	INTERMEDIATE 1		INTERMEDIATE 2		INTERMEDIATE 3		FINISH LINE		MPH			
	NO	NAME	MPH	NO	NAME	MPH	NO	NAME				
1	95	DEROUE	105.1	6	TAYLOR	132.1	1	RENDELL	93.4	95	DEROUE	129.0
2	26	SAEZ	104.3	95	DEROUE	128.5	86	NESBITT	93.0	6	TAYLOR	128.8
3	6	TAYLOR	103.8	52	BOERBOOM	128.3	95	DEROUE	93.0	52	BOERBOOM	128.8
4	52	BOERBOOM	103.2	77	PERSSON	128.3	52	BOERBOOM	91.6	77	PERSSON	127.5
5	86	NESBITT	102.6	27	POLDEN	128.0	62	VAN DER VALK	90.5	26	SAEZ	127.3
6	77	PERSSON	101.9	26	SAEZ	127.0	6	TAYLOR	90.3	27	POLDEN	126.3
7	71	BEINLICH	101.8	42	SLOOTEN	126.1	26	SAEZ	89.7	86	NESBITT	126.1
8	35	LODGE	101.6	47	ARCHER	125.9	47	ARCHER	89.1	47	ARCHER	125.6
9	62	VAN DER VALK	101.2	71	BEINLICH	125.4	25	BROUWERS	88.7	62	VAN DER VALK	124.7
10	27	POLDEN	101.0	35	LODGE	124.5	44	BEST	88.4	35	LODGE	123.8
11	1	RENDELL	100.4	62	VAN DER VALK	124.5	71	BEINLICH	88.4	71	BEINLICH	123.8
12	47	ARCHER	100.4	86	NESBITT	124.5	3	CLAYTON	88.1	72	HORSMAN	123.3
13	42	SLOOTEN	99.7	13	BURMAN	123.3	70	LONGSHAW	87.9	1	RENDELL	123.1
14	98	DE VRIES	99.7	1	RENDELL	123.1	65	OWENS	87.7	42	SLOOTEN	123.1
15	44	BEST	99.2	72	HORSMAN	123.1	27	POLDEN	87.6	2	THOMAS	122.2
16	13	BURMAN	98.3	2	THOMAS	122.9	42	SLOOTEN	87.3	98	DE VRIES	121.7
17	25	BROUWERS	98.2	25	BROUWERS	122.6	35	LODGE	87.2	13	BURMAN	121.1
18	72	HORSMAN	97.6	44	BEST	121.3	77	PERSSON	87.0	25	BROUWERS	120.9
19	65	OWENS	97.3	70	LONGSHAW	120.9	21	KERR	86.8	70	LONGSHAW	120.9
20	70	LONGSHAW	97.2	24	RODINK	120.6	87	EDWARDS	86.3	16	SAWFORD	120.4
21	21	KERR	96.9	99	CORREIA-LOURENCO	119.4	17	JONKER	85.5	44	BEST	120.4
22	17	JONKER	96.1	21	KERR	119.1	2	THOMAS	85.3	34	DELVES	120.0
23	34	DELVES	95.8	16	SAWFORD	118.9	13	BURMAN	84.5	24	RODINK	119.8
24	24	RODINK	95.7	11	CAMPBELL	118.7	98	DE VRIES	84.5	65	OWENS	119.4
25	3	CLAYTON	95.5	98	DE VRIES	118.7	24	RODINK	84.3	7	ASHBY	118.7
26	87	EDWARDS	95.3	65	OWENS	118.3	72	HORSMAN	83.9	11	CAMPBELL	118.7
27	2	THOMAS	95.0	3	CLAYTON	117.9	99	CORREIA-LOURENCO	83.5	21	KERR	118.7
28	7	ASHBY	95.0	7	ASHBY	117.3	34	DELVES	81.9	99	CORREIA-LOURENCO	118.3
29	16	SAWFORD	94.9	34	DELVES	117.1	11	CAMPBELL	81.5	87	EDWARDS	117.7
30	11	CAMPBELL	94.7	87	EDWARDS	117.1	7	ASHBY	81.2	3	CLAYTON	117.1
31	99	CORREIA-LOURENCO	94.1	17	JONKER	115.1	16	SAWFORD	80.9	17	JONKER	116.5
32	9	WALES	90.6	9	WALES	112.9	9	WALES	67.6	9	WALES	115.3
33	8	TOMS	73.1	8	TOMS	88.4	8	TOMS	59.0	8	TOMS	95.0

Weather / Track : Bright / Dry

Brands Hatch GP

Circuit Length = 2.4332 miles

Start: 11:10 Flag 11:40 End: 11:41

Results can be found at www.tsl-timing.com

Printed - 11:44 Friday, 17 July 2015

MCRCB BULLETIN TK019

2015 MCE British Superbike Championship - Round 6

2015 HEL British Motostar Championship

FREE PRACTICE - BEST SECTORS

SECTOR 1				SECTOR 2				SECTOR 3				SECTOR 4				IDEAL / BEST COMPARISON		
POS	NO	NAME	TIME	NO	NAME	TIME	NO	NAME	TIME	NO	NAME	TIME	NO	NAME	IDEAL	BEST	DIFF	
															PERFECT LAP 1:34.761			
1	95	DEROUE	29.945	6	TAYLOR	17.130	6	TAYLOR	25.171	86	NESBITT	22.515	1	6	TAYLOR	1:35.072	1:35.307	0.235
2	86	NESBITT	29.948	95	DEROUE	17.226	1	RENDELL	25.248	6	TAYLOR	22.590	2	86	NESBITT	1:35.166	1:35.529	0.363
3	6	TAYLOR	30.181	77	PERSSON	17.393	86	NESBITT	25.284	95	DEROUE	22.643	3	95	DEROUE	1:35.186	1:35.259	0.073
4	1	RENDELL	30.296	86	NESBITT	17.419	95	DEROUE	25.372	77	PERSSON	22.732	4	1	RENDELL	1:36.260	1:36.465	0.205
5	26	SAEZ	30.448	52	BOERBOO	17.429	26	SAEZ	25.693	52	BOERBOO	22.936	5	26	SAEZ	1:36.612	1:36.767	0.155
6	35	LODGE	30.507	26	SAEZ	17.464	35	LODGE	25.700	62	VAN DER	22.992	6	77	PERSSON	1:36.643	1:36.833	0.190
7	62	VAN DER	30.572	27	POLDEN	17.503	25	BROUWER	25.743	26	SAEZ	23.007	7	35	LODGE	1:36.940	1:36.940	0.000
8	77	PERSSON	30.620	62	VAN DER	17.578	65	OWENS	25.844	1	RENDELL	23.023	8	52	BOERBOOM	1:36.978	1:37.052	0.074
9	47	ARCHER	30.627	47	ARCHER	17.582	77	PERSSON	25.898	35	LODGE	23.043	9	62	VAN DER VALK	1:37.101	1:37.101	0.000
10	52	BOERBOO	30.680	35	LODGE	17.690	52	BOERBOO	25.933	47	ARCHER	23.088	10	47	ARCHER	1:37.244	1:37.496	0.252
11	71	BEINLIC	30.911	1	RENDELL	17.693	47	ARCHER	25.947	27	POLDEN	23.112	11	27	POLDEN	1:37.617	1:37.711	0.094
12	65	OWENS	30.938	71	BEINLIC	17.723	62	VAN DER	25.959	25	BROUWER	23.434	12	65	OWENS	1:38.549	1:38.668	0.119
13	27	POLDEN	30.974	42	SLOOTEN	17.865	27	POLDEN	26.028	71	BEINLIC	23.519	13	25	BROUWERS	1:38.550	1:39.100	0.550
14	2	THOMAS	31.032	2	THOMAS	18.039	42	SLOOTEN	26.387	42	SLOOTEN	23.526	14	71	BEINLICH	1:38.727	1:39.204	0.477
15	25	BROUWER	31.147	44	BEST	18.095	2	THOMAS	26.394	2	THOMAS	23.556	15	42	SLOOTEN	1:38.937	1:39.421	0.484
16	42	SLOOTEN	31.159	98	DE VRIE	18.113	98	DE VRIE	26.407	65	OWENS	23.569	16	2	THOMAS	1:39.021	1:39.488	0.467
17	70	LONGSHA	31.438	65	OWENS	18.198	71	BEINLIC	26.574	44	BEST	23.710	17	98	DE VRIES	1:39.771	1:40.252	0.481
18	44	BEST	31.463	25	BROUWER	18.226	70	LONGSHA	26.667	98	DE VRIE	23.716	18	44	BEST	1:40.269	1:40.269	0.000
19	98	DE VRIE	31.535	13	BURMAN	18.263	99	CORREIA	26.827	70	LONGSHA	23.873	19	70	LONGSHAW	1:40.329	1:40.774	0.445
20	21	KERR	31.545	72	HORSMAN	18.336	24	RODINK	26.855	21	KERR	23.889	20	21	KERR	1:40.945	1:41.478	0.533
21	11	CAMPBEL	31.743	70	LONGSHA	18.351	7	ASHBY	26.956	72	HORSMAN	24.007	21	99	CORREIA-LOURENCO	1:41.454	1:41.844	0.390
22	34	DELVES	31.805	21	KERR	18.465	44	BEST	27.001	99	CORREIA	24.081	22	72	HORSMAN	1:41.486	1:41.839	0.353
23	87	EDWARDS	31.812	3	CLAYTON	18.473	87	EDWARDS	27.028	13	BURMAN	24.112	23	24	RODINK	1:41.608	1:41.694	0.086
24	72	HORSMAN	31.824	99	CORREIA	18.508	21	KERR	27.046	24	RODINK	24.142	24	13	BURMAN	1:41.725	1:42.042	0.317
25	3	CLAYTON	31.941	24	RODINK	18.573	17	JONKER	27.048	34	DELVES	24.204	25	87	EDWARDS	1:41.814	1:42.490	0.676
26	13	BURMAN	31.964	11	CAMPBEL	18.615	16	SAWFORD	27.135	11	CAMPBEL	24.305	26	11	CAMPBELL	1:41.889	1:42.272	0.383
27	24	RODINK	32.038	87	EDWARDS	18.617	11	CAMPBEL	27.226	16	SAWFORD	24.336	27	34	DELVES	1:42.002	1:42.002	0.000
28	99	CORREIA	32.038	34	DELVES	18.666	72	HORSMAN	27.319	87	EDWARDS	24.357	28	3	CLAYTON	1:42.301	1:42.479	0.178
29	16	SAWFORD	32.088	17	JONKER	18.769	34	DELVES	27.327	3	CLAYTON	24.434	29	16	SAWFORD	1:42.381	1:42.408	0.027
30	17	JONKER	32.311	16	SAWFORD	18.822	13	BURMAN	27.386	17	JONKER	24.454	30	17	JONKER	1:42.582	1:42.726	0.144
31	7	ASHBY	32.837	7	ASHBY	18.830	3	CLAYTON	27.453	7	ASHBY	24.518	31	7	ASHBY	1:43.141	1:43.324	0.183
32	9	WALES	34.495	9	WALES	19.598	9	WALES	29.178	9	WALES	25.128	32	9	WALES	1:48.399	1:49.115	0.716
33	8	TOMS	41.613	8	TOMS	23.778	8	TOMS	38.533	8	TOMS	31.002	33	8	TOMS	2:14.926		

Weather / Track : Bright / Dry

Brands Hatch GP

Circuit Length = 2.4332 miles

Start: 11:10 Flag 11:40 End: 11:41

Results can be found at www.tsl-timing.com

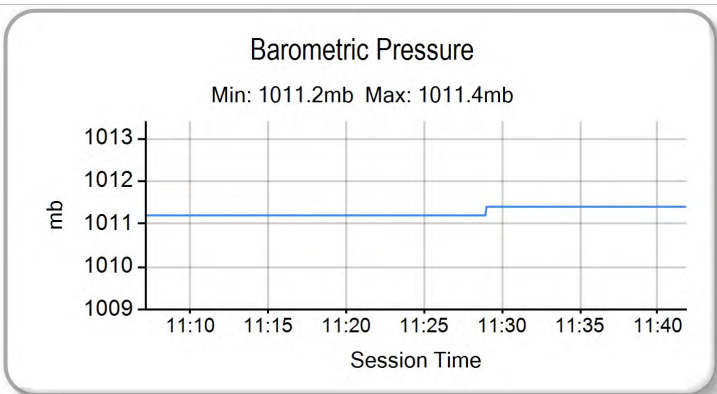
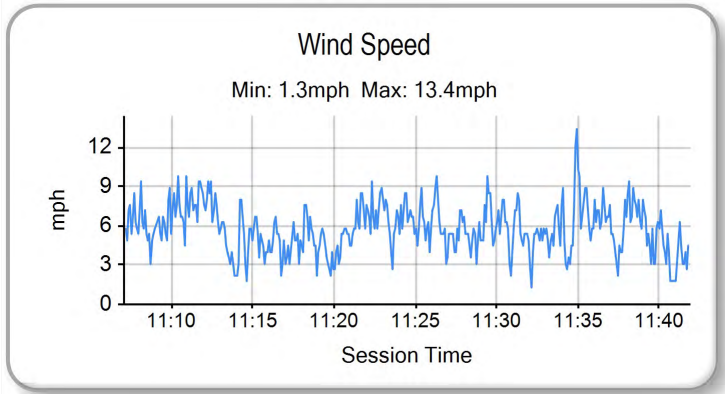
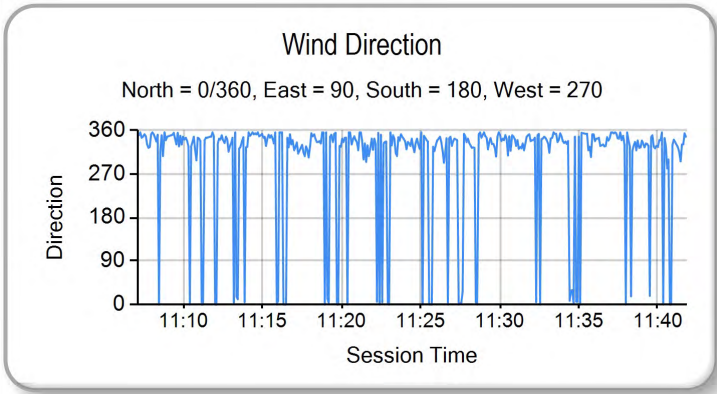
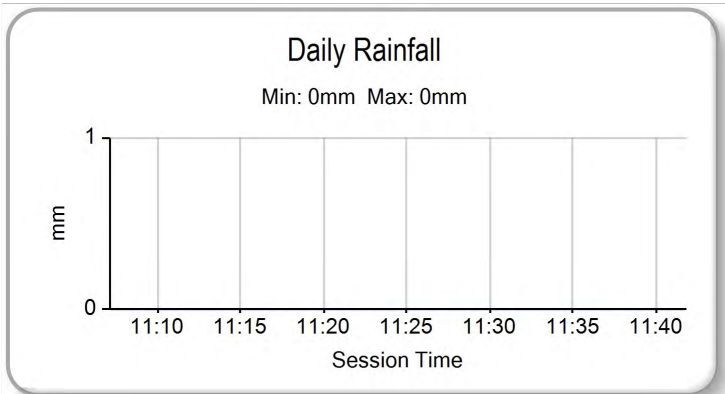
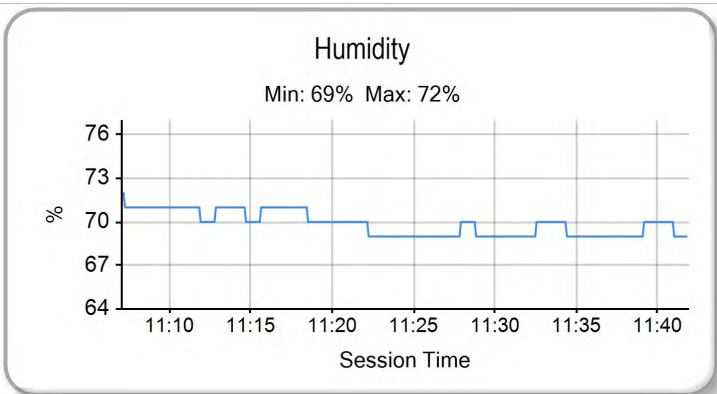
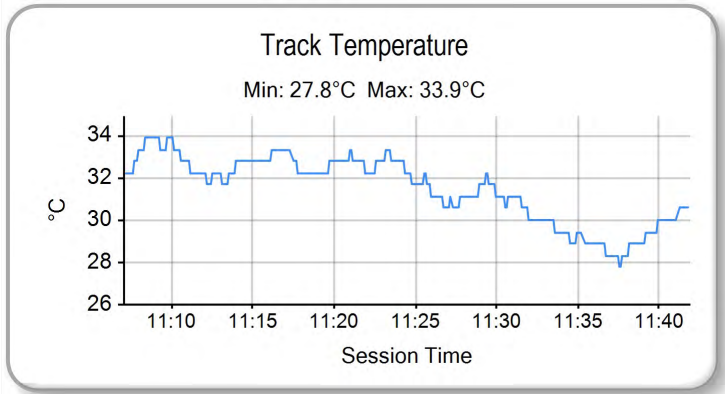
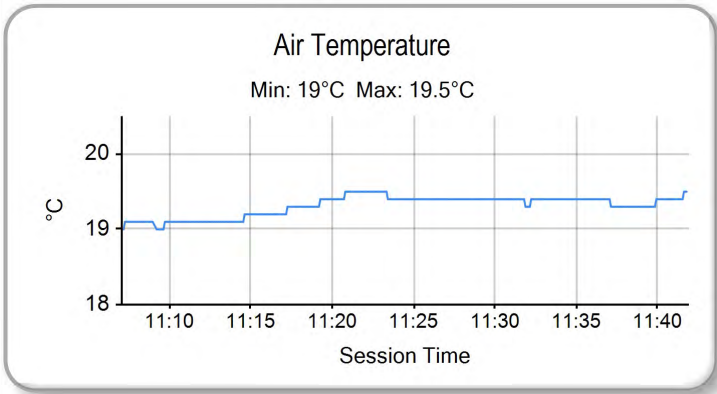
Printed - 11:45 Friday, 17 July 2015

MCRCB BULLETIN TK020

2015 MCE British Superbike Championship - Round 6

2015 HEL British Motostar Championship

FREE PRACTICE - WEATHER CONDITIONS



Weather / Track : Bright / Dry

Brands Hatch GP
Circuit Length = 2.4332 miles
Start: 11:10 Flag 11:40 End: 11:41

Results can be found at www.tsl-timing.com

Printed - 11:45 Friday, 17 July 2015



POS	NO	CL	PIC NAME	ENTRY	TIME	ON	LAPS	GAP	DIFF	MPH
1	6	M3	1 Taz TAYLOR	KTM - RS Racing	1:34.338	15	17			92.85
2	86	M3	2 Charlie NESBITT	Repli-Cast Moto 3 - Repli-Cast UK	1:34.497	17	17	0.159	0.159	92.69
3	1	M3	3 Edward RENDELL	Ten Kate Honda - Banks Racing	1:34.979	13	13	0.641	0.482	92.22
4	95	M3	4 Scott DEROUE	KTM - Redline KTM	1:35.065	12	15	0.727	0.086	92.14
5	26	M3	5 Dani SAEZ	Repli-Cast Moto 3 - Repli-Cast - Armstrong	1:35.069	14	15	0.731	0.004	92.14
6	52	M3	6 Jorel BOERBOOM	Kalex KTM - FPW Racing	1:35.777	5	15	1.439	0.708	91.46
7	47	M3	7 Jake ARCHER	Honda - RS Racing	1:36.014	10	17	1.676	0.237	91.23
8	77	M3	8 Alex PERSSON	Kalex KTM - PWR / FPW Racing	1:36.211	12	18	1.873	0.197	91.04
9	62	M3	9 Vasco VAN DER VALK	Honda - Team ILR / Vasco62.nl	1:36.661	14	16	2.323	0.450	90.62
10	25	M3	10 Mike BROUWERS	Honda - Joma / Brouwersracingteam	1:37.486	14	17	3.148	0.825	89.85
11	65		1 Josh OWENS	Honda - JPL Racing	1:37.686	16	16	3.348	0.200	89.67
12	35	M3	11 Elliot LODGE	Honda - Essential Team Racing / SP125	1:37.878	10	13	3.540	0.192	89.49
13	27	M3	12 Georgina POLDEN	KTM - RS Racing	1:38.063	5	16	3.725	0.185	89.32
14	98	M3	13 Tomas DE VRIES	Honda - DAT Racing	1:38.360	16	18	4.022	0.297	89.05
15	42	M3	14 Brian SLOOTEN	Honda - Bakker Frames Holland	1:38.362	15	17	4.024	0.002	89.05
16	71	M3	15 Christoph BEINLICH	Honda - Beinlich Racing Team	1:38.404	4	11	4.066	0.042	89.01
17	2	M3	16 Joe THOMAS	Honda - Team ILR	1:38.432	5	5	4.094	0.028	88.99
18	70		2 Ryan LONGSHAW	Honda - RCD Motorsport	1:38.769	17	18	4.431	0.337	88.69
19	21	M3	17 Richard KERR	Honda - Bob Wylie Racing	1:39.481	14	17	5.143	0.712	88.05
20	72		3 Cameron HORSMAN	EE125 - FAB-Racing	1:39.928	14	14	5.590	0.447	87.66
21	44	M3	18 Edmund BEST	Honda - SymCircus Motorsport	1:39.929	18	18	5.591	0.001	87.66
22	16		4 Andrew SAWFORD	Aprilia - St Neots Motorcycle Co Ltd	1:40.336	14	16	5.998	0.407	87.30
23	3		5 Mark CLAYTON	Honda - SP125 / Refined Recruitment	1:40.495	12	17	6.157	0.159	87.16
24	17		6 Wesley JONKER	Luyten Honda - Racing Family	1:40.538	15	16	6.200	0.043	87.12
25	24		7 Tasia RODINK	Honda - Promemo Racing	1:40.786	6	16	6.448	0.248	86.91
26	11		8 Stephen CAMPBELL	Honda - Campbell Racing	1:41.035	14	15	6.697	0.249	86.70
27	13	M3	19 Sam BURMAN	Honda - WNT / Burman Racing	1:41.134	9	17	6.796	0.099	86.61
28	99	M3	20 Miguel CORREIA-LOURENCO	Kalex KTM - Racing Team Noord Nederland	1:41.219	6	18	6.881	0.085	86.54
29	87		9 Jamie EDWARDS	Nykos - Kinpac Racing	1:41.269	10	16	6.931	0.050	86.50
30	34		10 Liam DELVES	Honda - Crucials Sauce / Banks Racing	1:41.996	11	17	7.658	0.727	85.88
31	7		11 Jamie ASHBY	Honda - SP125 / JPA Racing	1:42.558	14	16	8.220	0.562	85.41

QUALIFYING LAPTIME (110.0% of 1:34.338) = 1:43.771

32	9		12 David WALES	Honda - TAD Racing	1:44.336	11	15	9.998	1.778	83.95
33	8	M3	21 TJ TOMS	Repli-Cast Moto 3 - Repli-Cast - Armstrong			3			

Brands Hatch GP

Circuit Length = 2.4332 miles

Start: 14:40 Flag 15:10 End: 15:12

Weather / Track : Bright / Dry

These results are provisional until the conclusion of any judicial and technical matters.

Race Director :	Stewards :	Timekeeper :
-----------------	------------	--------------

Results can be found at www.britishsuperbike.com

Printed - 15:12 Friday, 17 July 2015

MCRCB BULLETIN TK042

2015 MCE British Superbike Championship - Round 6

2015 HEL British Motostar Championship

QUALIFYING 1 - SECTOR ANALYSIS

SECTOR 1 = FL to I1, SECTOR 2 = I1 to I2 SECTOR 3 = I2 to I3, SECTOR 4 = I3 to FL, DIFF = Difference To Personal Best Lap

P1		6 M3		Taz TAYLOR				KTM - RS Racing				
IDEAL LAP TIME : 1:34.187		BEST LAP TIME : 1:34.338				DIFFERENCE : 0.151						
LAP	SECTOR 1	SECTOR 2		SECTOR 3		SECTOR 4		LAP TIME	MPH	DIFF	TIME OF DAY	
1 -	OUTLAP	90.4	18.754	124.5	27.258	82.1	23.732	129.5	1:46.992	81.87	12.654	14:41:52.030
2 -	31.917	88.0	17.823	131.8	26.771	79.4	23.858	127.3	1:40.369	87.27	6.031	14:43:32.399
3 -	30.709	100.9	17.424	129.0	25.610	87.9	22.890	128.0	1:36.633	90.65	2.295	14:45:09.032
4 -	30.384	101.6	17.276	128.8	25.579	87.2	22.722	126.8	1:35.961	91.28	1.623	14:46:44.993
5 -	30.143	103.2	17.206	129.8	25.221	89.9	IN PIT		3:09.840	P	1:35.502	14:49:54.833
6 -	OUTLAP	99.8	17.424	128.5	25.772	87.1	22.825	125.9	1:39.848	87.73	5.510	14:51:34.681
7 -	30.048	104.0	17.165	129.0	25.214	90.8	22.602	126.8	1:35.029	92.18	0.691	14:53:09.710
8 -	29.785	104.6	17.206	129.3	25.006	90.1	22.552	127.0	1:34.549	(2)	0.211	14:54:44.259
9 -	29.946	104.0	17.168	129.3	25.011	90.4	22.676	125.9	1:34.801	92.40	0.463	14:56:19.060
10 -	31.705	79.5	24.527	86.3	29.080	80.2	IN PIT		2:36.707	P	1:02.369	14:58:55.767
11 -	OUTLAP	99.8	17.401	129.0	27.389	74.4	26.899	126.1	1:43.781	84.40	9.443	15:00:39.548
12 -	30.561	103.7	17.498	121.1	29.211	81.0	IN PIT		2:00.839	P	26.501	15:02:40.387
13 -	OUTLAP	103.8	17.133	130.5	24.993	92.4	22.826	126.1	1:36.584	90.69	2.246	15:04:16.971
14 -	29.968	104.6	17.083	130.3	24.840	91.8	22.768	127.3	1:34.659	(3)	0.321	15:05:51.630
15 -	29.778	104.3	17.081	129.3	24.991	91.9	22.488	127.0	1:34.338	(1)	92.85	15:07:25.968
16 -	34.074	99.2	17.454	125.4	25.951	80.9	25.281	124.9	1:42.760	85.24	8.422	15:09:08.728
17 -	31.127	102.1	17.142	130.3	25.449	89.8	22.868	125.9	1:36.586	90.69	2.248	15:10:45.314

P2		86 M3		Charlie NESBITT				Repli-Cast Moto 3 - Repli-Cast UK				
IDEAL LAP TIME : 1:34.288		BEST LAP TIME : 1:34.497				DIFFERENCE : 0.209						
LAP	SECTOR 1	SECTOR 2		SECTOR 3		SECTOR 4		LAP TIME	MPH	DIFF	TIME OF DAY	
1 -	OUTLAP	93.8	18.581	122.9	27.483	74.0	24.357	121.5	1:45.214	83.25	10.717	14:43:32.587
2 -	31.509	100.0	17.807	125.4	25.590	81.8	22.960	125.2	1:37.866	89.50	3.369	14:45:10.453
3 -	30.419	99.8	17.379	127.8	25.665	84.6	22.758	125.2	1:36.221	91.03	1.724	14:46:46.674
4 -	30.167	99.1	17.464	127.5	25.285	89.9	22.863	124.2	1:35.779	91.45	1.282	14:48:22.453
5 -	29.994	100.6	17.477	123.3	25.569	87.8	22.820	121.5	1:35.860	91.38	1.363	14:49:58.313
6 -	30.511	100.6	17.574	125.9	25.584	85.9	22.879	125.2	1:36.548	90.73	2.051	14:51:34.861
7 -	30.030	102.9	17.433	125.9	25.068	88.0	22.838	122.4	1:35.369	91.85	0.872	14:53:10.230
8 -	29.566	101.5	17.603	124.9	25.192	89.9	22.577	124.5	1:34.938	(2)	0.441	14:54:45.168
9 -	29.636	101.8	17.575	124.7	25.293	92.8	22.706	120.9	1:35.210	92.00	0.713	14:56:20.378
10 -	30.453	78.1	23.777	92.1	29.903	81.3	IN PIT		2:38.136	P	1:03.639	14:58:58.514
11 -	OUTLAP	97.8	17.558	124.5	26.020	74.8	26.015	117.5	1:40.179	87.44	5.682	15:00:38.693
12 -	31.816	102.1	17.419	126.3	28.299	82.2	25.417	121.7	1:42.951	85.08	8.454	15:02:21.644
13 -	30.130	103.0	17.529	126.1	25.439	88.7	23.544	125.6	1:36.642	90.64	2.145	15:03:58.286
14 -	29.895	101.6	17.286	126.3	25.311	83.9	23.647	122.0	1:36.139	91.11	1.642	15:05:34.425
15 -	29.976	101.8	17.327	123.8	25.181	91.5	22.609	124.2	1:35.093	(3)	0.596	15:07:09.518
16 -	29.731	102.4	17.355	125.4	25.226	85.9	22.865	123.5	1:35.177	92.03	0.680	15:08:44.695
17 -	29.775	100.4	17.263	126.3	24.952	91.5	22.507	124.5	1:34.497	(1)	92.69	15:10:19.192

P3		1 M3		Edward RENDELL				Ten Kate Honda - Banks Racing				
IDEAL LAP TIME : 1:34.904		BEST LAP TIME : 1:34.979				DIFFERENCE : 0.075						
LAP	SECTOR 1	SECTOR 2		SECTOR 3		SECTOR 4		LAP TIME	MPH	DIFF	TIME OF DAY	
1 -	OUTLAP	95.4	18.186	121.1	26.010	86.8	23.438	121.7	1:40.039	87.56	5.060	14:42:38.067
2 -	30.728	97.8	17.958	121.5	25.533	89.0	22.932	123.3	1:37.151	90.16	2.172	14:44:15.218
3 -	30.270	99.2	17.662	121.7	25.463	92.3	22.947	123.3	1:36.342	90.92	1.363	14:45:51.560
4 -	30.185	99.2	17.464	122.2	25.449	92.1	22.868	122.0	1:35.966	91.28	0.987	14:47:27.526
5 -	30.067	99.8	17.501	122.6	25.318	91.1	22.894	122.2	1:35.780	91.45	0.801	14:49:03.306
6 -	30.106	100.1	17.825	121.5	25.403	93.7	22.887	121.5	1:36.221	91.03	1.242	14:50:39.527
7 -	30.283	100.4	17.740	122.6	25.192	91.9	22.875	121.7	1:36.090	91.16	1.111	14:52:15.617
8 -	30.018	100.4	17.642	122.4	25.259	91.0	23.000	121.3	1:35.919	91.32	0.940	14:53:51.536
9 -	29.964	99.8	17.543	122.2	25.092	89.7	22.918	121.1	1:35.517	(3)	0.538	14:55:27.053
10 -	29.981	100.0	17.759	119.8	25.266	92.4	IN PIT		4:19.284	P	2:44.305	14:59:46.337
11 -	OUTLAP	98.2	17.823	121.7	25.180	90.9	22.973	122.9	1:38.403	89.02	3.424	15:01:24.740
12 -	30.004	98.3	17.721	122.0	25.017	95.8	22.716	122.2	1:35.458	(2)	0.479	15:03:00.198
13 -	29.842	100.0	17.539	122.9	24.897	96.2	22.701	121.5	1:34.979	(1)	92.22	15:04:35.177

Weather / Track : Bright / Dry

Brands Hatch GP
Circuit Length = 2.4332 miles
Start: 14:40 Flag 15:10 End: 15:12

MCRCB BULLETIN TK042

2015 MCE British Superbike Championship - Round 6

2015 HEL British Motostar Championship

QUALIFYING 1 - SECTOR ANALYSIS

SECTOR 1 = FL to I1, SECTOR 2 = I1 to I2 SECTOR 3 = I2 to I3, SECTOR 4 = I3 to FL, DIFF = Difference To Personal Best Lap

P4		95 M3		Scott DEROUE				KTM - Redline KTM					
IDEAL LAP TIME : 1:35.026		BEST LAP TIME : 1:35.065				DIFFERENCE : 0.039							
LAP	SECTOR 1	SECTOR 2	SECTOR 3	SECTOR 4	LAP TIME	MPH	DIFF	TIME OF DAY					
1 -	OUTLAP	99.2	17.730	128.5	26.354	88.0	23.458	126.8	1:40.089	87.52	5.024	14:42:18.474	
2 -	31.306	100.6	17.630	127.5	25.659	88.5	22.985	127.8	1:37.580	89.77	2.515	14:43:56.054	
3 -	30.293	101.6	17.358	127.5	25.837	90.8	22.827	127.5	1:36.315 (3)	90.94	1.250	14:45:32.369	
4 -	30.227	102.9	17.438	129.0	25.720	90.9	23.092	127.5	1:36.477	90.79	1.412	14:47:08.846	
5 -	30.197	104.0	17.587	129.0	26.203	91.1	22.846	127.3	1:36.833	90.46	1.768	14:48:45.679	
6 -	31.805	101.5	19.261	120.6	26.635	92.1	22.850	126.6	1:40.551	87.11	5.486	14:50:26.230	
7 -	29.994	103.0	17.288	127.5	25.812	92.8	22.969	125.4	1:36.063 (2)	91.18	0.998	14:52:02.293	
8 -	30.305	102.7	17.284	127.0	25.485	92.3	IN PIT		4:43.615 P	30.88	3:08.550	14:56:45.908	
9 -	OUTLAP	56.7	33.831	59.0	36.935	86.8	24.808	126.8	2:18.583	63.21	43.518	14:59:04.491	
10 -	30.278	102.7	17.432	129.0	25.764	88.4	23.599	127.3	1:37.073	90.23	2.008	15:00:41.564	
11 -	30.211	92.5	17.287	129.0	28.202	78.8	23.900	127.3	1:39.600	87.95	4.535	15:02:21.164	
12 -	30.033	103.8	17.219	128.8	25.230	94.9	22.583	128.8	1:35.065 (1)	92.14		15:03:56.229	
13 -	33.663	91.9	18.422	124.7	26.647	82.4	24.156	129.8	1:42.888	85.13	7.823	15:05:39.117	
14 -	37.373	70.1	21.734	90.5	26.582	92.3	22.988	126.3	1:48.677	80.60	13.612	15:07:27.794	
15 -	31.013	102.4	17.707	124.7	26.449	77.3	26.515	128.5	1:41.684	86.14	6.619	15:09:09.478	

P5		26 M3		Dani SAEZ				Repli-Cast Moto 3 - Repli-Cast - Armstrong					
IDEAL LAP TIME : 1:34.868		BEST LAP TIME : 1:35.069				DIFFERENCE : 0.201							
LAP	SECTOR 1	SECTOR 2	SECTOR 3	SECTOR 4	LAP TIME	MPH	DIFF	TIME OF DAY					
1 -	OUTLAP	91.1	18.725	123.3	27.543	71.3	24.413	128.3	1:45.413	83.10	10.344	14:41:51.633	
2 -	32.025	95.0	18.148	125.2	27.155	80.5	23.829	128.8	1:41.157	86.59	6.088	14:43:32.790	
3 -	30.983	102.1	17.439	127.3	25.979	87.4	22.911	129.3	1:37.312	90.01	2.243	14:45:10.102	
4 -	30.324	101.9	17.431	127.0	25.501	91.1	22.789	127.0	1:36.045	91.20	0.976	14:46:46.147	
5 -	29.922	102.2	17.315	127.5	25.243	90.4	22.665	126.3	1:35.145 (2)	92.06	0.076	14:48:21.292	
6 -	29.846	102.4	20.011	103.8	27.175	86.5	IN PIT		7:21.864 P	19.82	5:46.795	14:55:43.156	
7 -	OUTLAP	99.4	17.902	125.4	26.198	87.4	23.010	126.1	1:43.894	84.31	8.825	14:57:27.050	
8 -	29.950	103.0	17.438	127.3	26.760	88.7	22.686	126.6	1:36.834	90.46	1.765	14:59:03.884	
9 -	30.272	103.0	17.356	127.8	25.988	90.0	22.640	128.5	1:36.256	91.00	1.187	15:00:40.140	
10 -	31.567	83.3	18.302	127.3	26.478	80.8	23.333	126.1	1:39.680	87.87	4.611	15:02:19.820	
11 -	30.160	102.6	17.582	126.6	25.638	93.3	22.900	125.9	1:36.280	90.98	1.211	15:03:56.100	
12 -	29.906	103.8	17.496	126.3	25.756	93.0	22.851	125.6	1:36.009	91.23	0.940	15:05:32.109	
13 -	30.061	102.2	17.329	126.6	25.280	92.6	22.915	126.1	1:35.585	91.64	0.516	15:07:07.694	
14 -	29.754	102.7	17.359	126.6	25.323	90.4	22.633	127.5	1:35.069 (1)	92.14		15:08:42.763	
15 -	29.837	102.7	17.304	126.6	25.506	85.1	22.567	126.6	1:35.214 (3)	92.00	0.145	15:10:17.977	

P6		52 M3		Jorel BOERBOOM				Kalex KTM - FPW Racing					
IDEAL LAP TIME : 1:35.768		BEST LAP TIME : 1:35.777				DIFFERENCE : 0.009							
LAP	SECTOR 1	SECTOR 2	SECTOR 3	SECTOR 4	LAP TIME	MPH	DIFF	TIME OF DAY					
1 -	OUTLAP	93.9	18.800	127.0	27.209	72.0	24.640	125.9	1:47.839	81.23	12.062	14:41:51.479	
2 -	31.873	98.6	18.001	127.3	27.010	77.8	24.187	128.0	1:41.071	86.67	5.294	14:43:32.550	
3 -	31.000	101.0	17.498	127.8	25.942	89.3	23.031	127.3	1:37.471	89.87	1.694	14:45:10.021	
4 -	30.621	101.8	17.476	128.8	25.554	91.5	22.779	128.0	1:36.430	90.84	0.653	14:46:46.451	
5 -	30.271	102.7	17.318	128.8	25.441	90.3	22.747	127.0	1:35.777 (1)	91.46		14:48:22.228	
6 -	31.641	97.1	18.257	116.3	26.628	82.7	23.334	128.0	1:39.860	87.72	4.083	14:50:02.088	
7 -		98.8	18.605	126.1	26.266	89.4	23.284	124.2	7:24.059	19.72	5:48.282	14:57:26.147	
8 -	30.737	102.1	17.423	128.3	26.319	91.4	22.876	127.3	1:37.355	89.97	1.578	14:59:03.502	
9 -	30.517	100.9	17.309	128.3	25.770	91.6	22.798	127.3	1:36.394 (2)	90.87	0.617	15:00:39.896	
10 -	30.995	101.8	17.539	128.8	28.597	79.8	23.488	126.8	1:40.619	87.05	4.842	15:02:20.515	
11 -	31.054	103.5	17.603	127.8	25.942	90.5	22.955	126.8	1:37.554	89.79	1.777	15:03:58.069	
12 -	31.592	101.9	19.009	119.8	26.592	85.5	23.436	127.0	1:40.629	87.05	4.852	15:05:38.698	
13 -	30.901	101.8	17.433	129.0	26.031	90.5	22.854	127.8	1:37.219	90.10	1.442	15:07:15.917	
14 -	30.611	103.0	17.423	127.8	25.788	90.9	22.919	128.8	1:36.741	90.54	0.964	15:08:52.658	
15 -	30.482	101.6	17.356	128.8	25.681	91.6	22.880	128.3	1:36.399 (3)	90.87	0.622	15:10:29.057	

P7		47 M3		Jake ARCHER				Honda - RS Racing					
IDEAL LAP TIME : 1:35.784		BEST LAP TIME : 1:36.014				DIFFERENCE : 0.230							
LAP	SECTOR 1	SECTOR 2	SECTOR 3	SECTOR 4	LAP TIME	MPH	DIFF	TIME OF DAY					

Weather / Track : Bright / Dry

Brands Hatch GP
Circuit Length = 2.4332 miles
Start: 14:40 Flag 15:10 End: 15:12

MCRCB BULLETIN TK042

2015 MCE British Superbike Championship - Round 6

2015 HEL British Motostar Championship

QUALIFYING 1 - SECTOR ANALYSIS

SECTOR 1 = FL to I1, SECTOR 2 = I1 to I2 SECTOR 3 = I2 to I3, SECTOR 4 = I3 to FL, DIFF = Difference To Personal Best Lap

1 -	OUTLAP	91.0	18.403	124.9	27.539	79.0	23.986	127.5	1:47.379	81.57	11.365	14:41:53.294	
2 -	32.305	88.7	18.680	125.4	26.890	82.8	23.399	127.8	1:41.274	86.49	5.260	14:43:34.568	
3 -	31.822	92.6	17.973	126.3	25.875	84.8	22.938	128.0	1:38.608	88.83	2.594	14:45:13.176	
4 -	31.333	98.2	17.660	127.0	25.978	79.9	23.134	126.8	1:38.105	89.29	2.091	14:46:51.281	
5 -	31.474	100.3	17.500	128.5	26.194	80.3	23.081	126.3	1:38.249	89.15	2.235	14:48:29.530	
6 -	32.088	95.3	18.073	121.5	26.650	83.7	IN PIT		1:58.708	P	73.79	22.694	14:50:28.238
7 -	OUTLAP	96.2	18.052	123.5	25.777	81.6	23.401	123.1	1:41.765	86.07	5.751	14:52:10.003	
8 -	30.751	99.8	17.616	125.2	25.767	88.3	23.372	122.9	1:37.506	89.83	1.492	14:53:47.509	
9 -	30.544	100.9	17.545	124.2	25.862	87.2	22.948	124.5	1:36.899	90.40	0.885	14:55:24.408	
10 -	30.081	102.1	17.507	124.0	25.514	89.1	22.912	124.2	1:36.014	(1)	91.23		14:57:00.422
11 -	31.253	94.2	18.212	119.6	26.697	83.5	IN PIT		3:35.501	P	40.64	1:59.487	15:00:35.923
12 -	OUTLAP	84.8	18.218	127.0	27.346	75.4	24.766	123.1	1:46.421	82.31	10.407	15:02:22.344	
13 -	30.706	101.3	17.853	126.1	26.016	90.5	22.983	125.9	1:37.558	89.79	1.544	15:03:59.902	
14 -	30.606	97.3	18.260	119.6	26.857	79.0	23.732	126.1	1:39.455	88.07	3.441	15:05:39.357	
15 -	31.454	90.0	18.236	126.3	27.081	82.5	23.584	124.0	1:40.355	87.28	4.341	15:07:19.712	
16 -	30.606	100.3	17.521	125.9	25.824	86.5	22.828	126.6	1:36.779	(3)	90.51	0.765	15:08:56.491
17 -	30.187	100.4	17.361	127.3	25.798	89.5	22.895	126.1	1:36.241	(2)	91.01	0.227	15:10:32.732

P8 77 M3 Alex PERSSON

Kalex KTM - PWR / FPW Racing

IDEAL LAP TIME : 1:35.866

BEST LAP TIME : 1:36.211

DIFFERENCE : 0.345

LAP	SECTOR 1	SECTOR 2	SECTOR 3	SECTOR 4	LAP TIME	MPH	DIFF	TIME OF DAY					
1 -	OUTLAP	92.1	18.702	125.4	27.800	70.7	24.684	125.4	1:46.854	81.97	10.643	14:41:51.419	
2 -	32.065	92.3	18.000	127.5	27.318	80.3	23.968	126.3	1:41.351	86.43	5.140	14:43:32.770	
3 -	31.622	101.0	17.461	128.8	26.154	83.3	23.043	126.3	1:38.280	89.13	2.069	14:45:11.050	
4 -	31.035	101.5	17.586	126.1	26.265	83.0	23.027	125.2	1:37.913	89.46	1.702	14:46:48.963	
5 -	31.069	100.6	17.433	127.0	26.166	83.2	IN PIT		2:25.338	P	60.27	49.127	14:49:14.301
6 -	OUTLAP	96.5	17.869	125.4	26.241	81.5	23.128	122.9	1:40.114	87.49	3.903	14:50:54.415	
7 -	30.960	101.2	17.530	124.7	26.673	79.4	23.184	123.1	1:38.347	89.07	2.136	14:52:32.762	
8 -	30.980	101.6	17.525	125.2	26.145	86.7	22.914	122.6	1:37.564	89.78	1.353	14:54:10.326	
9 -	30.835	102.1	17.519	124.9	26.121	87.4	22.944	123.1	1:37.419	89.91	1.208	14:55:47.745	
10 -	30.543	101.5	17.562	124.5	25.904	89.0	22.791	124.9	1:36.800	90.49	0.589	14:57:24.545	
11 -	30.484	101.9	17.490	126.3	25.965	88.0	22.882	123.1	1:36.821	90.47	0.610	14:59:01.366	
12 -	30.490	101.6	17.414	126.6	25.770	87.0	22.537	124.5	1:36.211	(1)	91.04		15:00:37.577
13 -	35.118	63.2	18.051	128.3	26.708	76.9	23.996	125.4	1:43.873	84.33	7.662	15:02:21.450	
14 -	30.563	103.4	17.351	129.0	25.978	86.7	22.816	126.8	1:36.708	(3)	90.58	0.497	15:03:58.158
15 -	31.073	101.2	17.315	127.5	25.929	86.9	23.075	123.8	1:37.392	89.94	1.181	15:05:35.550	
16 -	31.273	100.3	17.541	124.7	25.900	90.5	22.907	124.5	1:37.621	89.73	1.410	15:07:13.171	
17 -	30.523	102.1	17.221	126.3	26.064	88.4	22.884	126.1	1:36.692	(2)	90.59	0.481	15:08:49.863
18 -	30.393	101.6	17.166	126.8	26.397	79.7	23.577	120.6	1:37.533	89.81	1.322	15:10:27.396	

P9 62 M3 Vasco VAN DER VALK

Honda - Team ILR / Vasco62.nl

IDEAL LAP TIME : 1:36.329

BEST LAP TIME : 1:36.661

DIFFERENCE : 0.332

LAP	SECTOR 1	SECTOR 2	SECTOR 3	SECTOR 4	LAP TIME	MPH	DIFF	TIME OF DAY					
1 -	OUTLAP	70.3	20.785	118.3	27.598	83.6	24.091	121.7	1:49.833	79.75	13.172	14:46:13.966	
2 -	31.028	100.0	17.856	123.5	26.520	82.1	23.471	121.7	1:38.875	88.59	2.214	14:47:52.841	
3 -	30.913	99.5	17.731	123.1	26.462	87.6	23.170	122.6	1:38.276	89.13	1.615	14:49:31.117	
4 -	30.699	101.8	17.629	122.2	26.227	87.6	23.035	122.4	1:37.590	89.76	0.929	14:51:08.707	
5 -	31.030	100.7	17.632	123.1	26.221	89.2	23.340	121.5	1:38.223	89.18	1.562	14:52:46.930	
6 -	30.729	100.7	17.700	122.2	26.290	89.9	23.093	122.0	1:37.812	89.55	1.151	14:54:24.742	
7 -	30.365	100.1	18.155	122.0	26.059	91.0	23.394	121.7	1:37.973	89.41	1.312	14:56:02.715	
8 -	30.487	101.6	17.687	121.7	26.142	89.7	23.184	121.7	1:37.500	89.84	0.839	14:57:40.215	
9 -	33.044	95.1	18.545	119.4	26.726	82.6	IN PIT		2:08.142	P	68.36	31.481	14:59:48.357
10 -	OUTLAP	98.1	18.961	117.1	26.651	84.9	23.765	121.7	1:41.571	86.24	4.910	15:01:29.928	
11 -	30.702	99.5	17.609	123.3	25.931	93.0	22.970	123.8	1:37.212	90.11	0.551	15:03:07.140	
12 -	30.888	100.3	17.560	123.8	25.676	90.6	23.044	122.0	1:37.168	(3)	90.15	0.507	15:04:44.308
13 -	30.540	99.8	17.739	122.0	26.037	87.3	23.147	122.9	1:37.463	89.87	0.802	15:06:21.771	
14 -	30.386	101.6	17.531	123.1	25.907	91.1	22.837	122.4	1:36.661	(1)	90.62		15:07:58.432
15 -	30.445	99.8	17.451	122.6	25.878	91.4	23.009	123.3	1:36.783	(2)	90.51	0.122	15:09:35.215
16 -	30.462	100.9	17.570	123.3	27.438	89.4	23.354	123.1	1:38.824	88.64	2.163	15:11:14.039	

Weather / Track : Bright / Dry

Brands Hatch GP

Circuit Length = 2.4332 miles

Start: 14:40 Flag 15:10 End: 15:12

MCRCB BULLETIN TK042

2015 MCE British Superbike Championship - Round 6

2015 HEL British Motostar Championship

QUALIFYING 1 - SECTOR ANALYSIS

SECTOR 1 = FL to I1, SECTOR 2 = I1 to I2 SECTOR 3 = I2 to I3, SECTOR 4 = I3 to FL, DIFF = Difference To Personal Best Lap

P10 25 M3 Mike BROUWERS		Honda - Joma / Brouwersracingteam										
IDEAL LAP TIME : 1:37.486		BEST LAP TIME : 1:37.486				DIFFERENCE : 0.000						
LAP	SECTOR 1	SECTOR 2		SECTOR 3		SECTOR 4		LAP TIME	MPH	DIFF	TIME OF DAY	
1 -	OUTLAP	90.1	19.046	120.4	26.135	82.2	24.037	118.3	1:43.525	84.61	6.039	14:42:14.110
2 -	31.984	93.7	18.364	120.4	25.739	87.1	23.761	119.6	1:39.848	87.73	2.362	14:43:53.958
3 -	31.813	94.5	18.261	121.7	25.980	83.6	23.573	120.0	1:39.627	87.92	2.141	14:45:33.585
4 -	31.409	96.9	18.197	122.0	26.169	83.8	23.527	118.7	1:39.302	88.21	1.816	14:47:12.887
5 -	32.350	96.9	18.087	121.7	25.627	85.2	23.513	121.3	1:39.577	87.97	2.091	14:48:52.464
6 -	31.505	94.2	18.436	120.0	26.238	82.7	23.455	120.6	1:39.634	87.92	2.148	14:50:32.098
7 -	31.297	96.6	18.359	120.2	26.072	86.4	23.414	119.6	1:39.142	88.35	1.656	14:52:11.240
8 -	31.241	96.6	18.169	119.8	26.969	83.2	24.075	122.0	1:40.454	87.20	2.968	14:53:51.694
9 -	31.153	95.5	18.396	115.5	27.509	80.2	IN PIT		2:58.373	P 49.10	1:20.887	14:56:50.067
10 -	OUTLAP	85.2	19.380	116.7	27.467	74.9	24.328	120.9	1:47.967	81.13	10.481	14:58:38.034
11 -	31.784	94.2	18.525	116.3	27.653	84.3	23.785	117.7	1:41.747	86.09	4.261	15:00:19.781
12 -	31.895	93.9	18.257	119.6	26.394	84.9	23.434	118.7	1:39.980	87.61	2.494	15:01:59.761
13 -	31.526	96.8	18.051	120.4	25.795	86.0	23.543	122.0	1:38.915	(3) 88.55	1.429	15:03:38.676
14 -	30.836	97.3	18.023	120.2	25.417	89.2	23.210	120.0	1:37.486	(1) 89.85		15:05:16.162
15 -	32.914	79.1	18.166	123.3	26.411	77.4	24.051	120.6	1:41.542	86.26	4.056	15:06:57.704
16 -	30.868	98.6	18.083	120.0	25.720	90.8	23.402	119.1	1:38.073	(2) 89.31	0.587	15:08:35.777
17 -	31.628	91.4	19.675	96.0	27.680	75.5	24.271	122.0	1:43.254	84.83	5.768	15:10:19.031

P11 65 Josh OWENS		Honda - JPL Racing										
IDEAL LAP TIME : 1:37.422		BEST LAP TIME : 1:37.686				DIFFERENCE : 0.264						
LAP	SECTOR 1	SECTOR 2		SECTOR 3		SECTOR 4		LAP TIME	MPH	DIFF	TIME OF DAY	
1 -	OUTLAP	92.9	18.340	122.2	26.375	79.7	23.675	117.7	1:43.359	84.75	5.673	14:42:38.822
2 -	31.018	96.4	18.077	119.1	26.063	84.6	23.615	117.5	1:38.773	88.68	1.087	14:44:17.595
3 -	30.936	96.6	18.147	118.7	26.198	83.6	23.574	118.3	1:38.855	88.61	1.169	14:45:56.450
4 -	32.059	88.7	19.019	112.4	27.409	79.0	IN PIT		3:12.712	P 45.45	1:35.026	14:49:09.162
5 -	OUTLAP	91.0	19.926	95.3	27.704	82.5	23.973	116.9	1:49.937	79.68	12.251	14:50:59.099
6 -	31.432	96.2	18.194	117.9	26.218	86.4	23.563	118.1	1:39.407	88.12	1.721	14:52:38.506
7 -	31.818	96.5	18.261	118.9	26.132	87.3	23.475	116.9	1:39.686	87.87	2.000	14:54:18.192
8 -	30.986	95.7	18.124	117.5	26.057	87.8	23.346	118.1	1:38.513	88.92	0.827	14:55:56.705
9 -	30.594	97.6	17.955	118.1	25.856	90.0	23.364	118.1	1:37.769	(2) 89.59	0.083	14:57:34.474
10 -	30.524	97.5	18.259	119.8	25.907	88.7	23.297	118.7	1:37.987	(3) 89.39	0.301	14:59:12.461
11 -	30.830	91.5	19.011	110.0	27.170	82.9	IN PIT		2:20.937	P 62.15	43.251	15:01:33.398
12 -	OUTLAP	94.9	18.292	118.9	26.142	85.5	23.569	117.1	1:46.016	82.62	8.330	15:03:19.414
13 -	35.358	70.7	28.535	68.6	28.287	86.7	23.752	116.9	1:55.932	75.56	18.246	15:05:15.346
14 -	31.174	96.2	18.029	118.5	25.926	89.9	23.222	120.0	1:38.351	89.06	0.665	15:06:53.697
15 -	32.213	91.3	18.061	118.7	25.795	89.4	23.416	119.1	1:39.485	88.05	1.799	15:08:33.182
16 -	30.731	96.0	17.939	119.1	25.852	90.4	23.164	120.4	1:37.686	(1) 89.67		15:10:10.868

P12 35 M3 Elliot LODGE		Honda - Essential Team Racing / SP125										
IDEAL LAP TIME : 1:37.370		BEST LAP TIME : 1:37.878				DIFFERENCE : 0.508						
LAP	SECTOR 1	SECTOR 2		SECTOR 3		SECTOR 4		LAP TIME	MPH	DIFF	TIME OF DAY	
1 -	OUTLAP	85.7	19.111	120.6	27.685	75.1	24.275	121.3	1:45.902	82.71	8.024	14:42:48.292
2 -	31.675	96.2	18.124	123.1	26.777	80.6	23.593	122.2	1:40.169	87.45	2.291	14:44:28.461
3 -	32.642	84.5	18.304	122.2	26.197	85.0	23.505	122.4	1:40.648	87.03	2.770	14:46:09.109
4 -	30.967	99.4	17.848	122.4	25.925	86.4	23.160	121.3	1:37.900	(2) 89.47	0.022	14:47:47.009
5 -	31.541	97.9	18.046	122.4	26.286	81.1	23.412	122.0	1:39.285	88.22	1.407	14:49:26.294
6 -	30.701	100.4	17.804	123.8	26.490	83.6	23.174	122.0	1:38.169	89.23	0.291	14:51:04.463
7 -	32.255	94.7	18.085	121.3	27.347	78.7	IN PIT		2:09.495	P 67.64	31.617	14:53:13.958
8 -	OUTLAP	93.5	18.217	121.7	26.021	86.9	23.260	122.0	1:40.971	86.75	3.093	14:54:54.929
9 -	31.069	99.1	17.933	122.2	25.866	84.0	23.234	120.4	1:38.102	(3) 89.29	0.224	14:56:33.031
10 -	31.054	101.3	17.827	122.2	25.709	87.2	23.288	121.7	1:37.878	(1) 89.49		14:58:10.909
11 -	30.837	96.5	18.198	120.9	26.622	81.8	IN PIT		2:42.565	P 53.88	1:04.687	15:00:53.474
12 -	OUTLAP	90.5	18.148	123.5	26.894	85.2	23.495	121.3	1:45.615	82.94	7.737	15:02:39.089
13 -	30.697	99.8	17.927	122.4	26.476	83.1	23.523	119.6	1:38.623	88.82	0.745	15:04:17.712

Weather / Track : Bright / Dry

Brands Hatch GP
Circuit Length = 2.4332 miles
Start: 14:40 Flag 15:10 End: 15:12

MCRCB BULLETIN TK042

2015 MCE British Superbike Championship - Round 6

2015 HEL British Motostar Championship

QUALIFYING 1 - SECTOR ANALYSIS

SECTOR 1 = FL to I1, SECTOR 2 = I1 to I2 SECTOR 3 = I2 to I3, SECTOR 4 = I3 to FL, DIFF = Difference To Personal Best Lap

P13 27 M3 Georgina POLDEN		KTM - RS Racing										
IDEAL LAP TIME : 1:37.573		BEST LAP TIME : 1:38.063					DIFFERENCE : 0.490					
LAP	SECTOR 1	SECTOR 2		SECTOR 3		SECTOR 4		LAP TIME	MPH	DIFF	TIME OF DAY	
1 -	OUTLAP	93.7	18.609	118.9	27.656	81.4	24.099	127.5	1:47.862	81.21	9.799	14:41:53.143
2 -	32.300	92.8	18.673	130.3	26.643	81.0	23.407	128.8	1:41.023	86.71	2.960	14:43:34.166
3 -	31.596	99.8	17.612	128.5	26.354	83.5	23.206	127.0	1:38.768	88.69	0.705	14:45:12.934
4 -	31.358	99.7	17.424	130.3	26.245	82.6	23.076	126.3	1:38.103	(2)	89.29	14:46:51.037
5 -	31.130	99.5	17.530	130.0	26.231	84.6	23.172	124.7	1:38.063	(1)	89.32	14:48:29.100
6 -	31.460	100.3	17.687	126.6	26.276	86.1	23.129	124.9	1:38.552	88.88	0.489	14:50:07.652
7 -	31.028	101.2	17.776	127.0	26.560	85.0	23.192	124.9	1:38.556	88.88	0.493	14:51:46.208
8 -	31.043	100.7	17.930	126.6	26.584	86.5	23.166	124.9	1:38.723	88.73	0.660	14:53:24.931
9 -	31.252	101.5	17.589	127.0	26.496	82.9	23.403	124.5	1:38.740	88.71	0.677	14:55:03.671
10 -	31.813	96.5	18.155	124.9	26.849	83.7	IN PIT		3:44.958	P	38.93	2:06.895 14:58:48.629
11 -	OUTLAP	96.0	17.856	127.5	26.307	82.3	24.031	125.4	1:48.564	80.68	10.501	15:00:37.193
12 -	32.470	98.6	18.491	125.6	28.204	79.4	23.857	126.3	1:43.022	85.02	4.959	15:02:20.215
13 -	31.276	96.9	17.947	122.0	26.254	85.9	22.890	128.3	1:38.367	(3)	89.05	15:03:58.582
14 -	31.613	93.7	17.921	126.1	26.661	89.0	23.244	126.3	1:39.439	88.09	1.376	15:05:38.021
15 -	31.341	100.6	17.516	128.5	26.517	84.7	23.010	127.5	1:38.384	89.03	0.321	15:07:16.405
16 -	32.417	83.1	19.885	122.4	26.409	79.7	23.364	127.5	1:42.075	85.81	4.012	15:08:58.480

P14 98 M3 Tomas DE VRIES		Honda - DAT Racing										
IDEAL LAP TIME : 1:38.017		BEST LAP TIME : 1:38.360					DIFFERENCE : 0.343					
LAP	SECTOR 1	SECTOR 2		SECTOR 3		SECTOR 4		LAP TIME	MPH	DIFF	TIME OF DAY	
1 -	OUTLAP	96.2	18.971	121.1	28.050	72.2	25.085	123.1	1:50.679	79.14	12.319	14:41:52.120
2 -	32.768	95.8	18.911	119.4	26.519	79.7	23.876	123.1	1:42.074	85.81	3.714	14:43:34.194
3 -	32.114	96.5	18.243	120.9	26.111	87.1	23.490	123.8	1:39.958	87.63	1.598	14:45:14.152
4 -	31.360	98.8	18.130	120.2	26.238	85.0	23.568	121.5	1:39.296	88.21	0.936	14:46:53.448
5 -	31.275	98.8	18.176	120.6	26.463	85.4	23.560	122.4	1:39.474	88.06	1.114	14:48:32.922
6 -	31.204	99.5	18.091	120.4	26.393	89.3	23.889	120.9	1:39.577	87.97	1.217	14:50:12.499
7 -	31.045	99.8	18.011	121.7	26.515	86.5	23.778	120.0	1:39.349	88.17	0.989	14:51:51.848
8 -	31.391	92.9	24.265	63.6	33.567	72.7	26.822	118.1	1:56.045	75.48	17.685	14:53:47.893
9 -	31.222	99.2	18.122	121.1	26.557	86.0	23.951	120.4	1:39.852	87.72	1.492	14:55:27.745
10 -	31.071	99.4	17.991	119.8	26.293	87.6	23.435	120.9	1:38.790	(3)	88.67	0.430 14:57:06.535
11 -	31.198	98.6	18.277	120.0	26.509	84.9	23.659	121.7	1:39.643	87.91	1.283	14:58:46.178
12 -	31.229	98.8	18.052	120.2	26.503	90.5	23.712	121.7	1:39.496	88.04	1.136	15:00:25.674
13 -	30.948	99.5	17.997	120.4	26.561	86.1	23.512	120.9	1:39.018	88.46	0.658	15:02:04.692
14 -	30.956	99.5	18.014	120.6	25.971	86.0	24.306	121.7	1:39.247	88.26	0.887	15:03:43.939
15 -	30.868	99.8	18.108	119.1	26.298	89.3	23.635	120.0	1:38.909	88.56	0.549	15:05:22.848
16 -	31.025	99.1	17.913	120.0	26.147	87.3	23.275	122.0	1:38.360	(1)	89.05	15:07:01.208
17 -	30.858	100.0	18.037	120.0	26.256	88.3	23.560	122.9	1:38.711	(2)	88.74	0.351 15:08:39.919
18 -	31.557	99.1	18.170	120.6	26.196	88.8	23.312	123.8	1:39.235	88.27	0.875	15:10:19.154

P15 42 M3 Brian SLOOTEN		Honda - Bakker Frames Holland										
IDEAL LAP TIME : 1:37.586		BEST LAP TIME : 1:38.362					DIFFERENCE : 0.776					
LAP	SECTOR 1	SECTOR 2		SECTOR 3		SECTOR 4		LAP TIME	MPH	DIFF	TIME OF DAY	
1 -	OUTLAP	93.7	18.731	122.4	27.741	75.4	24.691	123.1	1:47.649	81.37	9.287	14:41:51.401
2 -	32.812	93.4	19.175	124.9	26.394	85.4	23.426	126.6	1:41.807	86.04	3.445	14:43:33.208
3 -	31.521	95.1	17.682	127.3	26.428	85.7	23.493	125.4	1:39.124	88.37	0.762	14:45:12.332
4 -	31.247	99.7	17.723	126.1	26.374	86.8	23.431	123.3	1:38.775	88.68	0.413	14:46:51.107
5 -	31.336	100.3	17.635	128.0	26.158	87.9	23.242	124.2	1:38.371	(2)	89.04	0.009 14:48:29.478
6 -	31.480	93.7	17.754	124.9	26.500	88.8	23.545	122.6	1:39.279	88.23	0.917	14:50:08.757
7 -	30.899	101.2	17.735	124.0	26.537	89.9	23.970	122.4	1:39.141	88.35	0.779	14:51:47.898
8 -	31.003	100.7	17.578	126.8	26.704	82.2	24.033	122.6	1:39.318	88.19	0.956	14:53:27.216
9 -	30.806	101.3	17.861	125.2	26.356	86.3	23.387	122.6	1:38.410	(3)	89.01	0.048 14:55:05.626
10 -	31.260	101.8	17.763	125.4	26.335	89.0	IN PIT		3:27.177	P	42.28	1:48.815 14:58:32.803
11 -	OUTLAP	88.8	18.282	122.2	26.655	87.1	23.638	122.6	1:45.670	82.89	7.308	15:00:18.473
12 -	31.285	98.9	18.119	122.0	27.578	85.9	23.800	121.3	1:40.782	86.91	2.420	15:01:59.255
13 -	31.682	98.1	17.885	123.1	26.284	88.6	23.494	121.5	1:39.345	88.17	0.983	15:03:38.600
14 -	30.998	92.0	17.931	124.5	26.817	91.1	23.605	121.5	1:39.351	88.17	0.989	15:05:17.951
15 -	30.968	98.6	17.826	123.5	26.234	91.1	23.334	122.9	1:38.362	(1)	89.05	15:06:56.313
16 -	31.088	97.8	17.883	121.5	28.785	75.6	25.493	120.2	1:43.249	84.84	4.887	15:08:39.562

Weather / Track : Bright / Dry

Brands Hatch GP
Circuit Length = 2.4332 miles
Start: 14:40 Flag 15:10 End: 15:12

MCRCB BULLETIN TK042

2015 MCE British Superbike Championship - Round 6

2015 HEL British Motostar Championship

QUALIFYING 1 - SECTOR ANALYSIS

SECTOR 1 = FL to I1, SECTOR 2 = I1 to I2 SECTOR 3 = I2 to I3, SECTOR 4 = I3 to FL, DIFF = Difference To Personal Best Lap
 17 - 31.685 97.3 17.863 123.5 **26.098** 86.5 **23.104** 124.7 1:38.750 88.70 0.388 15:10:18.312

P16		71 M3		Christoph BEINLICH				Honda - Beinlich Racing Team				
IDEAL LAP TIME : 1:38.055		BEST LAP TIME : 1:38.404				DIFFERENCE : 0.349						
LAP	SECTOR 1	SECTOR 2		SECTOR 3		SECTOR 4		LAP TIME	MPH	DIFF	TIME OF DAY	
1 -	OUTLAP	92.0	18.690	119.4	27.611	70.9	24.657	124.2	1:46.746	82.06	8.342	14:41:52.106
2 -	32.200	93.3	18.629	125.4	26.504	83.2	23.617	126.3	1:40.950	86.77	2.546	14:43:33.056
3 -	31.519	101.2	17.691	126.6	26.437	85.5	23.579	124.0	1:39.226	88.28	0.822	14:45:12.282
4 -	30.900	99.7	17.783	125.4	26.394	85.8	23.327	122.4	1:38.404 (1)	89.01		14:46:50.686
5 -	30.845	100.3	17.571	126.1	26.434	87.1	23.587	122.2	1:38.437 (2)	88.98	0.033	14:48:29.123
6 -	31.713	98.8	17.866	124.9	26.840	87.6	23.461	123.3	1:39.880	87.70	1.476	14:50:09.003
7 -	30.914	101.9	17.534	121.5	26.733	85.1	23.583	122.0	1:38.764 (3)	88.69	0.360	14:51:47.767
8 -	30.866	101.5	17.678	124.5	26.747	86.4	23.646	121.5	1:38.937	88.53	0.533	14:53:26.704
9 -	30.802	101.5	18.216	123.1	26.392	87.9	23.362	122.4	1:38.772	88.68	0.368	14:55:05.476
10 -	31.292	100.7	17.850	124.0	26.666	87.0	IN PIT		4:43.606 P	30.88	3:05.202	14:59:49.082
11 -	OUTLAP	99.7	17.891	124.7	26.890	85.0	24.097	121.5	1:40.963	86.76	2.559	15:01:30.045

P17		2 M3		Joe THOMAS				Honda - Team ILR				
IDEAL LAP TIME : 1:38.096		BEST LAP TIME : 1:38.432				DIFFERENCE : 0.336						
LAP	SECTOR 1	SECTOR 2		SECTOR 3		SECTOR 4		LAP TIME	MPH	DIFF	TIME OF DAY	
1 -	OUTLAP	88.5	18.392	122.4	26.608	82.0	23.706	121.7	1:40.928	86.79	2.496	14:43:54.937
2 -	31.739	97.2	18.002	122.0	26.275	86.7	23.623	122.0	1:39.639	87.91	1.207	14:45:34.576
3 -	31.475	95.7	18.039	122.6	26.065	86.9	23.451	121.3	1:39.030 (3)	88.45	0.598	14:47:13.606
4 -	30.933	97.3	17.812	122.2	26.450	81.3	23.346	122.6	1:38.541 (2)	88.89	0.109	14:48:52.147
5 -	30.981	97.6	17.928	122.2	26.237	85.2	23.286	121.5	1:38.432 (1)	88.99		14:50:30.579

P18		70		Ryan LONGSHAW				Honda - RCD Motorsport				
IDEAL LAP TIME : 1:38.524		BEST LAP TIME : 1:38.769				DIFFERENCE : 0.245						
LAP	SECTOR 1	SECTOR 2		SECTOR 3		SECTOR 4		LAP TIME	MPH	DIFF	TIME OF DAY	
1 -	OUTLAP	93.9	18.920	121.1	27.562	76.6	24.709	122.0	1:47.238	81.68	8.469	14:41:55.215
2 -	32.130	92.0	19.644	93.4	29.354	76.6	24.528	123.3	1:45.656	82.90	6.887	14:43:40.871
3 -	32.762	93.3	19.490	120.2	27.318	76.8	24.023	123.3	1:43.593	84.56	4.824	14:45:24.464
4 -	32.407	96.5	18.474	122.2	26.659	82.4	24.156	120.2	1:41.696	86.13	2.927	14:47:06.160
5 -	31.671	96.0	18.465	121.3	27.169	87.1	24.316	120.6	1:41.621	86.20	2.852	14:48:47.781
6 -	31.643	96.8	18.542	119.8	26.664	82.3	23.851	121.3	1:40.700	86.98	1.931	14:50:28.481
7 -	31.898	95.7	18.656	118.7	26.777	83.4	24.214	118.9	1:41.545	86.26	2.776	14:52:10.026
8 -	31.483	96.8	18.467	118.5	26.336	84.2	24.045	118.7	1:40.331	87.30	1.562	14:53:50.357
9 -	31.242	96.8	18.424	119.4	26.315	83.2	23.921	118.3	1:39.902	87.68	1.133	14:55:30.259
10 -	31.511	97.9	18.393	119.1	26.667	88.4	24.200	118.9	1:40.771	86.92	2.002	14:57:11.030
11 -	31.348	97.1	18.497	117.7	26.681	85.0	23.919	120.0	1:40.445	87.21	1.676	14:58:51.475
12 -	31.901	95.4	18.302	118.3	26.508	85.9	24.131	120.0	1:40.842	86.86	2.073	15:00:32.317
13 -	31.982	96.4	18.315	118.9	27.696	70.8	24.596	119.4	1:42.589	85.38	3.820	15:02:14.906
14 -	31.299	96.8	18.474	118.1	26.456	88.6	23.755	119.4	1:39.984	87.61	1.215	15:03:54.890
15 -	30.889	98.1	18.109	121.7	26.657	89.4	23.942	120.4	1:39.597 (3)	87.95	0.828	15:05:34.487
16 -	32.931	97.6	18.117	120.4	25.969	87.9	23.695	120.2	1:40.712	86.97	1.943	15:07:15.199
17 -	31.018	97.8	18.136	120.4	26.058	86.1	23.557	122.2	1:38.769 (1)	88.69		15:08:53.968
18 -	31.053	96.9	18.310	119.6	26.073	88.4	23.789	122.0	1:39.225 (2)	88.28	0.456	15:10:33.193

P19		21 M3		Richard KERR				Honda - Bob Wylie Racing				
IDEAL LAP TIME : 1:39.291		BEST LAP TIME : 1:39.481				DIFFERENCE : 0.190						
LAP	SECTOR 1	SECTOR 2		SECTOR 3		SECTOR 4		LAP TIME	MPH	DIFF	TIME OF DAY	
1 -	OUTLAP	85.9	19.918	117.1	28.993	77.2	25.158	118.7	1:50.518	79.26	11.037	14:44:29.274
2 -	32.786	94.5	19.688	118.1	27.620	83.2	24.653	118.9	1:44.747	83.62	5.266	14:46:14.021
3 -	31.689	96.2	18.490	119.4	26.920	81.1	24.572	118.1	1:41.671	86.15	2.190	14:47:55.692
4 -	32.084	94.3	18.554	118.5	27.081	82.7	24.200	118.3	1:41.919	85.94	2.438	14:49:37.611
5 -	31.803	96.9	18.404	118.3	27.207	86.9	24.115	116.9	1:41.529	86.27	2.048	14:51:19.140
6 -	31.573	96.1	18.631	117.3	27.237	85.3	24.197	116.7	1:41.638	86.18	2.157	14:53:00.778
7 -	31.254	96.5	19.817	114.9	27.101	86.2	24.129	117.5	1:42.301	85.62	2.820	14:54:43.079
8 -	31.387	95.7	18.700	118.5	26.532	87.0	24.111	116.7	1:40.730	86.96	1.249	14:56:23.809
9 -	31.457	95.8	18.594	116.5	26.925	83.3	23.922	116.9	1:40.898	86.81	1.417	14:58:04.707

Weather / Track : Bright / Dry

Brands Hatch GP
 Circuit Length = 2.4332 miles
 Start: 14:40 Flag 15:10 End: 15:12

MCRCB BULLETIN TK042

2015 MCE British Superbike Championship - Round 6

2015 HEL British Motostar Championship

QUALIFYING 1 - SECTOR ANALYSIS

SECTOR 1 = FL to I1, SECTOR 2 = I1 to I2 SECTOR 3 = I2 to I3, SECTOR 4 = I3 to FL, DIFF = Difference To Personal Best Lap

10 -	31.394	96.2	18.424	117.1	26.551	83.8	23.782	117.9	1:40.151	87.46	0.670	14:59:44.858
11 -	31.046	95.7	18.300	118.5	26.862	86.1	23.934	120.4	1:40.142	87.47	0.661	15:01:25.000
12 -	31.017	94.7	18.420	118.3	26.508	87.7	23.863	118.1	1:39.808 (2)	87.76	0.327	15:03:04.808
13 -	31.187	96.1	18.398	118.1	26.544	87.1	23.689	120.0	1:39.818 (3)	87.75	0.337	15:04:44.626
14 -	30.923	96.5	18.341	117.9	26.379	90.0	23.838	118.9	1:39.481 (1)	88.05		15:06:24.107
15 -	31.111	96.8	18.866	117.5	26.468	82.9	23.771	118.1	1:40.216	87.40	0.735	15:08:04.323
16 -	30.977	96.0	18.536	117.9	26.467	85.4	23.954	118.9	1:39.934	87.65	0.453	15:09:44.257
17 -	31.320	95.1	18.423	117.7	27.153	80.9	26.490	110.0	1:43.386	84.72	3.905	15:11:27.643

P20	72	Cameron HORSMAN						EE125 - FAB-Racing				
IDEAL LAP TIME : 1:39.746			BEST LAP TIME : 1:39.928			DIFFERENCE : 0.182						
LAP	SECTOR 1	SECTOR 2	SECTOR 3	SECTOR 4	LAP TIME	MPH	DIFF	TIME OF DAY				
1 -	OUTLAP	76.8	20.393	100.7	30.158	72.0	25.781	113.5	1:52.110	78.13	12.182	14:43:40.132
2 -	34.591	80.9	19.630	99.4	30.115	67.8	25.960	112.0	1:50.296	79.42	10.368	14:45:30.428
3 -	33.796	87.0	18.892	102.6	28.987	74.9	IN PIT		2:46.200	P 52.70	1:06.272	14:48:16.628
4 -	OUTLAP	94.5	19.084	120.6	27.760	79.7	24.292	123.3	1:45.317	83.17	5.389	14:50:01.945
5 -	32.181	97.8	18.250	117.9	28.098	78.1	24.145	122.4	1:42.674	85.31	2.746	14:51:44.619
6 -	32.267	98.9	18.356	115.9	27.811	81.4	24.347	123.5	1:42.781	85.22	2.853	14:53:27.400
7 -	31.656	99.4	18.194	123.3	27.363	83.0	23.900	122.6	1:41.113	86.63	1.185	14:55:08.513
8 -	32.921	85.5	18.480	118.5	28.348	79.5	IN PIT		4:49.491	P 30.25	3:09.563	14:59:58.004
9 -	OUTLAP	91.5	18.341	117.7	59.935	65.5	25.475	122.4	2:17.825	63.55	37.897	15:02:15.829
10 -	32.202	98.1	18.447	118.9	27.954	82.4	23.494	123.5	1:42.097	85.79	2.169	15:03:57.926
11 -	32.029	97.5	18.107	125.4	27.415	82.6	23.527	125.6	1:41.078	86.66	1.150	15:05:39.004
12 -	31.492	100.9	18.065	122.9	27.464	87.8	23.746	123.3	1:40.767 (3)	86.93	0.839	15:07:19.771
13 -	31.630	96.4	18.084	123.5	26.864	85.2	23.450	125.6	1:40.028 (2)	87.57	0.100	15:08:59.799
14 -	31.532	97.2	17.940	125.2	26.996	82.3	23.460	124.0	1:39.928 (1)	87.66		15:10:39.727

P21	44 M3	Edmund BEST						Honda - SymCirrus Motorsport				
IDEAL LAP TIME : 1:39.395			BEST LAP TIME : 1:39.929			DIFFERENCE : 0.534						
LAP	SECTOR 1	SECTOR 2	SECTOR 3	SECTOR 4	LAP TIME	MPH	DIFF	TIME OF DAY				
1 -	OUTLAP	90.0	19.095	121.5	28.253	76.4	24.604	116.5	1:49.492	80.00	9.563	14:41:56.326
2 -	32.363	94.6	18.739	117.3	28.439	84.2	24.953	115.5	1:44.494	83.83	4.565	14:43:40.820
3 -	32.907	92.8	19.138	116.3	27.358	83.0	24.528	114.1	1:43.931	84.28	4.002	14:45:24.751
4 -	35.054	87.3	18.955	115.9	26.932	87.8	24.208	114.5	1:45.149	83.30	5.220	14:47:09.900
5 -	31.827	93.2	18.694	117.3	27.024	86.8	24.118	116.1	1:41.663	86.16	1.734	14:48:51.563
6 -	31.815	95.5	18.516	118.3	26.967	80.3	23.798	117.3	1:41.096	86.64	1.167	14:50:32.659
7 -	31.556	97.3	18.293	120.6	26.789	85.1	23.819	115.9	1:40.457	87.19	0.528	14:52:13.116
8 -	31.946	96.1	18.595	119.8	26.883	81.8	23.913	115.5	1:41.337	86.44	1.408	14:53:54.453
9 -	34.890	52.5	21.909	109.1	27.509	79.8	24.527	115.3	1:48.835	80.48	8.906	14:55:43.288
10 -	31.419	97.8	18.302	117.5	27.336	87.1	24.055	115.9	1:41.112	86.63	1.183	14:57:24.400
11 -	31.463	97.2	18.173	118.7	26.908	86.3	23.471	118.3	1:40.015 (2)	87.58	0.086	14:59:04.415
12 -	31.245	97.1	18.270	120.6	26.714	79.5	24.067	116.7	1:40.296 (3)	87.33	0.367	15:00:44.711
13 -	31.313	96.8	18.158	118.5	26.986	88.1	23.992	116.1	1:40.449	87.20	0.520	15:02:25.160
14 -	31.135	97.3	18.509	118.5	26.804	89.8	23.908	116.9	1:40.356	87.28	0.427	15:04:05.516
15 -	31.221	96.8	18.288	118.9	26.873	89.1	23.961	116.9	1:40.343	87.29	0.414	15:05:45.859
16 -	31.719	96.6	18.317	117.9	26.983	90.3	23.791	117.9	1:40.810	86.89	0.881	15:07:26.669
17 -	31.312	97.5	18.141	119.4	27.019	76.4	24.507	117.7	1:40.979	86.74	1.050	15:09:07.648
18 -	31.153	97.3	18.290	119.4	26.648	88.3	23.838	118.1	1:39.929 (1)	87.66		15:10:47.577

P22	16	Andrew SAWFORD						Aprilia - St Neots Motorcycle Co Ltd				
IDEAL LAP TIME : 1:40.315			BEST LAP TIME : 1:40.336			DIFFERENCE : 0.021						
LAP	SECTOR 1	SECTOR 2	SECTOR 3	SECTOR 4	LAP TIME	MPH	DIFF	TIME OF DAY				
1 -	OUTLAP	76.8	20.836	113.1	29.867	74.5	25.317	119.6	1:56.838	74.97	16.502	14:42:22.504
2 -	32.914	93.7	18.768	120.2	27.457	81.9	24.524	121.7	1:43.663	84.50	3.327	14:44:06.167
3 -	32.626	94.2	18.735	119.1	27.066	83.2	24.174	121.5	1:42.601	85.37	2.265	14:45:48.768
4 -	31.949	95.8	18.435	120.6	26.891	80.7	30.035	111.1	1:47.310	81.63	6.974	14:47:36.078
5 -	33.047	93.0	18.882	117.3	27.294	80.5	24.112	121.7	1:43.335	84.77	2.999	14:49:19.413
6 -	31.878	96.8	18.689	120.9	26.650	81.7	24.076	121.1	1:41.293	86.48	0.957	14:51:00.706
7 -	31.993	96.4	18.599	120.6	26.749	82.3	24.074	121.1	1:41.415	86.37	1.079	14:52:42.121
8 -	31.660	96.4	18.552	120.0	26.716	82.6	24.226	121.1	1:41.154	86.59	0.818	14:54:23.275
9 -	31.588	96.2	18.504	120.4	26.658	81.4	23.900	122.0	1:40.650 (2)	87.03	0.314	14:56:03.925
10 -	33.182	90.9	19.619	113.9	28.887	69.7	IN PIT		3:40.007	P 39.81	1:59.671	14:59:43.932

Brands Hatch GP

Circuit Length = 2.4332 miles

Start: 14:40 Flag 15:10 End: 15:12

Weather / Track : Bright / Dry

MCRCB BULLETIN TK042

2015 MCE British Superbike Championship - Round 6

2015 HEL British Motostar Championship

QUALIFYING 1 - SECTOR ANALYSIS

SECTOR 1 = FL to I1, SECTOR 2 = I1 to I2 SECTOR 3 = I2 to I3, SECTOR 4 = I3 to FL, DIFF = Difference To Personal Best Lap

11 -	OUTLAP	65.5	25.337	89.1	30.799	74.4	25.208	119.8	2:03.516	70.92	23.180	15:01:47.448
12 -	32.403	96.5	18.767	121.1	26.925	79.9	23.979	121.7	1:42.074	85.81	1.738	15:03:29.522
13 -	31.673	96.9	18.598	121.5	26.764	84.0	24.181	121.5	1:41.216	86.54	0.880	15:05:10.738
14 -	31.597	97.3	18.430	121.5	26.397	83.8	23.912	122.4	1:40.336 (1)	87.30		15:06:51.074
15 -	36.746	61.3	23.329	93.4	30.551	76.4	25.082	122.9	1:55.708	75.70	15.372	15:08:46.782
16 -	31.767	96.4	18.543	121.7	26.641	80.0	23.946	124.5	1:40.897	(3) 86.81	0.561	15:10:27.679

P23	3	Mark CLAYTON						Honda - SP125 / Refined Recruitment				
IDEAL LAP TIME : 1:40.280		BEST LAP TIME : 1:40.495				DIFFERENCE : 0.215						
LAP	SECTOR 1	SECTOR 2		SECTOR 3		SECTOR 4		LAP TIME	MPH	DIFF	TIME OF DAY	
1 -	OUTLAP	92.9	19.524	117.5	28.579	78.1	25.031	117.7	1:51.238	78.74	10.743	14:42:46.549
2 -	32.351	95.3	18.616	117.1	27.665	81.2	24.548	119.1	1:43.180	84.89	2.685	14:44:29.729
3 -	32.436	90.9	19.643	118.7	27.780	85.4	24.718	120.0	1:44.577	83.76	4.082	14:46:14.306
4 -	31.915	95.4	18.422	118.7	26.894	86.0	24.418	118.7	1:41.649	(3) 86.17	1.154	14:47:55.955
5 -	31.970	96.1	18.531	120.2	27.153	85.3	24.180	120.2	1:41.834	86.02	1.339	14:49:37.789
6 -	31.859	97.2	18.254	118.9	27.420	85.9	24.401	117.5	1:41.934	85.93	1.439	14:51:19.723
7 -	32.716	93.5	18.505	117.5	27.381	83.2	24.596	116.1	1:43.198	84.88	2.703	14:53:02.921
8 -	31.803	96.2	18.329	117.5	27.201	87.7	24.302	118.1	1:41.635	(2) 86.18	1.140	14:54:44.556
9 -	31.703	95.7	18.670	118.1	27.222	85.8	24.493	115.9	1:42.088	85.80	1.593	14:56:26.644
10 -	31.603	95.4	18.510	117.3	28.104	79.8	24.406	116.5	1:42.623	85.35	2.128	14:58:09.267
11 -	32.446	80.4	21.298	77.9	28.119	83.1	24.329	118.5	1:46.192	82.49	5.697	14:59:55.459
12 -	31.727	95.8	18.109	119.4	26.724	86.0	23.935	118.3	1:40.495 (1)	87.16		15:01:35.954
13 -	31.990	95.5	18.762	118.5	29.225	61.9	24.869	117.9	1:44.846	83.54	4.351	15:03:20.800
14 -	33.483	78.2	22.527	100.7	26.961	84.8	24.073	118.7	1:47.044	81.83	6.549	15:05:07.844
15 -	31.935	90.5	20.726	88.5	28.671	86.2	24.246	118.3	1:45.578	82.97	5.083	15:06:53.422
16 -	32.770	91.1	18.413	118.3	27.071	85.2	24.223	120.4	1:42.477	85.48	1.982	15:08:35.899
17 -	31.512	94.6	18.803	116.1	27.357	85.0	24.981	114.1	1:42.653	85.33	2.158	15:10:18.552

P24	17	Wesley JONKER						Luyten Honda - Racing Family				
IDEAL LAP TIME : 1:40.386		BEST LAP TIME : 1:40.538				DIFFERENCE : 0.152						
LAP	SECTOR 1	SECTOR 2		SECTOR 3		SECTOR 4		LAP TIME	MPH	DIFF	TIME OF DAY	
1 -	OUTLAP	94.9	19.222	115.3	27.815	81.0	25.112	117.7	1:49.609	79.91	9.071	14:41:54.033
2 -	32.904	95.8	18.865	114.9	28.794	73.5	25.119	116.5	1:45.682	82.88	5.144	14:43:39.715
3 -	33.320	94.3	18.670	115.3	27.613	84.0	24.800	116.5	1:44.403	83.90	3.865	14:45:24.118
4 -	32.515	96.0	18.684	115.1	27.131	81.5	24.305	116.9	1:42.635	85.34	2.097	14:47:06.753
5 -	32.094	96.2	18.702	115.7	26.884	80.8	24.102	117.5	1:41.782	86.06	1.244	14:48:48.535
6 -	31.773	97.3	18.639	115.9	26.895	84.8	24.174	116.3	1:41.481	86.32	0.943	14:50:30.016
7 -	32.288	95.5	18.620	115.7	27.173	81.3	24.317	116.5	1:42.398	85.54	1.860	14:52:12.414
8 -	31.995	97.1	18.498	114.9	26.874	85.4	24.277	115.7	1:41.644	86.18	1.106	14:53:54.058
9 -	32.313	93.7	18.600	113.7	27.394	81.7	IN PIT		5:45.956	P 25.32	4:05.418	14:59:40.014
10 -	OUTLAP	92.0	18.914	113.3	27.695	79.7	24.468	116.9	1:45.568	82.97	5.030	15:01:25.582
11 -	32.032	95.8	18.564	115.1	26.521	85.5	24.025	116.5	1:41.142	(3) 86.60	0.604	15:03:06.724
12 -	31.984	97.2	18.439	115.5	26.491	87.4	24.078	116.1	1:40.992	(2) 86.73	0.454	15:04:47.716
13 -	32.331	95.8	18.468	114.5	26.656	82.2	24.038	116.7	1:41.493	86.30	0.955	15:06:29.209
14 -	31.607	96.8	18.382	114.9	27.014	87.3	24.255	116.1	1:41.258	86.51	0.720	15:08:10.467
15 -	31.759	96.2	18.326	114.7	26.483	85.0	23.970	116.5	1:40.538 (1)	87.12		15:09:51.005
16 -	31.961	96.4	18.344	114.9	27.139	78.7	24.100	116.5	1:41.544	86.26	1.006	15:11:32.549

P25	24	Tasia RODINK						Honda - Promemo Racing				
IDEAL LAP TIME : 1:40.368		BEST LAP TIME : 1:40.786				DIFFERENCE : 0.418						
LAP	SECTOR 1	SECTOR 2		SECTOR 3		SECTOR 4		LAP TIME	MPH	DIFF	TIME OF DAY	
1 -	OUTLAP	92.0	19.046	121.7	27.473	74.9	24.513	122.0	1:48.263	80.91	7.477	14:41:54.407
2 -	33.083	94.5	18.894	121.1	28.389	69.1	25.456	120.6	1:45.822	82.77	5.036	14:43:40.229
3 -	32.959	92.8	18.591	121.1	27.952	75.6	24.482	120.9	1:43.984	84.24	3.198	14:45:24.213
4 -	36.811	77.6	19.137	117.9	26.996	78.2	24.276	119.4	1:47.220	81.69	6.434	14:47:11.433
5 -	32.177	96.0	18.585	120.9	27.154	78.1	23.941	120.6	1:41.857	86.00	1.071	14:48:53.290
6 -	31.731	97.2	18.465	121.3	26.702	77.7	23.888	120.2	1:40.786 (1)	86.91		14:50:34.076
7 -	31.959	96.9	18.429	120.4	26.518	81.9	23.939	119.8	1:40.845	(2) 86.86	0.059	14:52:14.921
8 -	31.839	97.5	18.493	120.6	26.517	82.5	24.111	118.5	1:40.960	86.76	0.174	14:53:55.881
9 -	33.611	88.1	19.032	117.3	27.521	76.6	IN PIT		4:08.788	P 35.21	2:28.002	14:58:04.669
10 -	OUTLAP	93.9	18.861	118.7	26.822	84.4	24.239	119.4	1:49.617	79.91	8.831	14:59:54.286
11 -	32.001	93.8	18.527	120.4	26.643	83.2	23.863	119.1	1:41.034	86.70	0.248	15:01:35.320

Brands Hatch GP

Circuit Length = 2.4332 miles

Start: 14:40 Flag 15:10 End: 15:12

Weather / Track : Bright / Dry

MCRCB BULLETIN TK042

2015 MCE British Superbike Championship - Round 6

2015 HEL British Motostar Championship

QUALIFYING 1 - SECTOR ANALYSIS

SECTOR 1 = FL to I1, SECTOR 2 = I1 to I2 SECTOR 3 = I2 to I3, SECTOR 4 = I3 to FL, DIFF = Difference To Personal Best Lap

12 -	32.357	94.9	18.731	118.1	30.275	76.0	24.546	119.1	1:45.909	82.71	5.123	15:03:21.229
13 -	35.130	54.3	19.754	118.3	26.950	80.9	24.064	118.3	1:45.898	82.71	5.112	15:05:07.127
14 -	32.385	94.9	18.432	119.4	26.539	84.2	24.063	118.7	1:41.419	86.37	0.633	15:06:48.546
15 -	32.106	94.9	18.498	119.8	26.345	85.1	23.951	119.6	1:40.900	(3) 86.81	0.114	15:08:29.446
16 -	32.051	95.1	18.472	119.1	26.528	83.1	23.893	119.8	1:40.944	86.77	0.158	15:10:10.390

P26 11		Stephen CAMPBELL				Honda - Campbell Racing							
IDEAL LAP TIME : 1:40.589		BEST LAP TIME : 1:41.035				DIFFERENCE : 0.446							
LAP	SECTOR 1	SECTOR 2	SECTOR 3	SECTOR 4	LAP TIME	MPH	DIFF	TIME OF DAY					
1 -	OUTLAP	83.7	19.722	116.5	28.658	73.1	25.202	115.3	1:48.972	80.38	7.937	14:42:28.958	
2 -		34.919	86.7	19.141	116.1	27.623	75.2	24.715	116.7	1:46.398	82.33	5.363	14:44:15.356
3 -		32.574	91.3	19.118	115.9	27.488	75.5	24.431	116.7	1:43.611	84.54	2.576	14:45:58.967
4 -		32.290	92.1	18.662	116.9	27.050	77.1	24.385	115.5	1:42.387	85.55	1.352	14:47:41.354
5 -		32.086	92.6	18.885	115.9	27.074	80.2	24.320	116.5	1:42.365	85.57	1.330	14:49:23.719
6 -		31.868	93.9	19.144	115.3	27.506	79.4	24.212	115.7	1:42.730	85.27	1.695	14:51:06.449
7 -		31.663	94.6	18.669	116.1	26.908	80.6	24.206	115.9	1:41.446	(3) 86.34	0.411	14:52:47.895
8 -		32.456	89.9	19.482	110.1	28.033	82.1	IN PIT	5:52.272	P 24.86	4:11.237	14:58:40.167	
9 -	OUTLAP	84.6	19.659	115.1	27.773	80.4	24.596	116.7	1:47.050	81.82	6.015	15:00:27.217	
10 -		32.392	92.1	19.112	116.3	27.316	81.9	24.228	115.3	1:43.048	85.00	2.013	15:02:10.265
11 -		32.382	91.8	18.755	115.5	26.888	85.7	23.854	115.9	1:41.879	85.98	0.844	15:03:52.144
12 -		31.869	94.1	18.965	114.1	27.651	81.6	24.439	117.9	1:42.924	85.10	1.889	15:05:35.068
13 -		31.945	93.9	18.626	116.3	26.531	83.4	23.989	116.3	1:41.091	(2) 86.65	0.056	15:07:16.159
14 -		31.732	93.8	18.541	116.3	26.905	83.0	23.857	118.1	1:41.035	(1) 86.70		15:08:57.194
15 -		31.933	91.0	18.875	113.9	27.705	79.1	24.284	115.5	1:42.797	85.21	1.762	15:10:39.991

P27 13 M3		Sam BURMAN				Honda - WNT / Burman Racing							
IDEAL LAP TIME : 1:40.808		BEST LAP TIME : 1:41.134				DIFFERENCE : 0.326							
LAP	SECTOR 1	SECTOR 2	SECTOR 3	SECTOR 4	LAP TIME	MPH	DIFF	TIME OF DAY					
1 -	OUTLAP	94.7	18.855	120.9	28.720	81.0	24.968	120.4	1:49.936	79.68	8.802	14:41:51.358	
2 -		33.974	93.0	18.823	119.1	27.953	83.7	24.252	122.0	1:45.002	83.42	3.868	14:43:36.360
3 -		32.680	94.7	18.328	123.1	27.644	86.1	24.329	120.2	1:42.981	85.06	1.847	14:45:19.341
4 -		32.674	96.9	18.296	121.7	27.701	87.7	24.340	119.8	1:43.011	85.03	1.877	14:47:02.352
5 -		32.450	96.4	18.406	121.7	27.515	86.0	24.274	119.8	1:42.645	85.34	1.511	14:48:44.997
6 -		32.428	98.2	18.720	121.1	27.930	85.7	24.197	119.8	1:43.275	84.82	2.141	14:50:28.272
7 -		32.430	97.6	18.430	119.8	27.236	85.8	24.395	120.4	1:42.491	85.46	1.357	14:52:10.763
8 -		31.877	96.9	18.079	118.7	27.386	85.9	24.094	120.2	1:41.436	(3) 86.35	0.302	14:53:52.199
9 -		31.700	98.5	18.135	122.0	27.256	85.5	24.043	119.6	1:41.134	(1) 86.61		14:55:33.333
10 -		32.091	97.9	18.992	117.3	29.216	75.0	IN PIT	2:50.807	P 51.28	1:09.673	14:58:24.140	
11 -	OUTLAP	91.5	18.809	119.6	28.068	82.2	24.398	120.2	1:47.400	81.56	6.266	15:00:11.540	
12 -		32.307	96.9	18.383	121.7	27.383	86.8	24.136	119.6	1:42.209	85.70	1.075	15:01:53.749
13 -		32.217	96.6	18.288	120.9	27.213	85.7	24.700	119.1	1:42.418	85.53	1.284	15:03:36.167
14 -		32.233	97.8	18.283	120.2	27.256	86.7	24.272	120.4	1:42.044	85.84	0.910	15:05:18.211
15 -		32.215	97.3	18.069	122.4	27.058	88.1	24.009	121.5	1:41.351	(2) 86.43	0.217	15:06:59.562
16 -		32.127	97.3	18.302	121.7	27.362	85.4	24.103	121.5	1:41.894	85.97	0.760	15:08:41.456
17 -		32.217	97.9	18.041	122.0	27.407	85.9	24.094	120.2	1:41.759	86.08	0.625	15:10:23.215

P28 99 M3		Miguel CORREIA-LOURENCO				Kalex KTM - Racing Team Noord Nederland							
IDEAL LAP TIME : 1:40.769		BEST LAP TIME : 1:41.219				DIFFERENCE : 0.450							
LAP	SECTOR 1	SECTOR 2	SECTOR 3	SECTOR 4	LAP TIME	MPH	DIFF	TIME OF DAY					
1 -	OUTLAP	85.0	19.434	119.8	28.094	72.2	24.683	119.6	1:48.005	81.10	6.786	14:41:56.886	
2 -		33.758	92.5	19.119	117.5	27.506	79.1	24.248	121.1	1:44.631	83.72	3.412	14:43:41.517
3 -		33.205	90.5	19.116	119.1	27.122	75.3	24.205	120.4	1:43.648	84.51	2.429	14:45:25.165
4 -		32.966	94.3	18.601	118.9	27.291	76.7	24.111	118.3	1:42.969	85.07	1.750	14:47:08.134
5 -		32.393	89.2	18.863	118.9	27.070	77.4	24.043	118.7	1:42.369	85.57	1.150	14:48:50.503
6 -		32.072	95.1	18.701	120.0	26.665	78.4	23.781	119.4	1:41.219	(1) 86.54		14:50:31.722
7 -		32.092	92.6	18.608	119.4	27.035	81.4	23.920	118.9	1:41.655	86.17	0.436	14:52:13.377
8 -		31.896	87.9	18.793	119.1	26.784	78.6	23.812	118.1	1:41.285	(2) 86.48	0.066	14:53:54.662
9 -		32.042	95.1	18.772	116.9	27.156	74.8	24.210	117.9	1:42.180	85.72	0.961	14:55:36.842
10 -		32.182	93.2	19.186	116.7	26.967	76.6	24.615	117.1	1:42.950	85.08	1.731	14:57:19.792
11 -		32.547	93.4	19.076	117.1	27.150	77.5	23.905	118.5	1:42.678	85.31	1.459	14:59:02.470
12 -		32.443	94.1	18.597	119.8	26.872	76.6	24.441	119.1	1:42.353	85.58	1.134	15:00:44.823
13 -		32.075	95.1	19.008	117.7	26.762	78.9	24.109	117.5	1:41.954	85.91	0.735	15:02:26.777

Brands Hatch GP

Circuit Length = 2.4332 miles

Start: 14:40 Flag 15:10 End: 15:12

Weather / Track : Bright / Dry

MCRCB BULLETIN TK042

2015 MCE British Superbike Championship - Round 6

2015 HEL British Motostar Championship

QUALIFYING 1 - SECTOR ANALYSIS

SECTOR 1 = FL to I1, SECTOR 2 = I1 to I2 SECTOR 3 = I2 to I3, SECTOR 4 = I3 to FL, DIFF = Difference To Personal Best Lap

14 -	32.240	95.0	19.039	117.5	26.918	78.5	24.162	117.9	1:42.359	85.57	1.140	15:04:09.136
15 -	32.347	95.4	18.994	117.9	26.999	77.4	24.077	117.7	1:42.417	85.53	1.198	15:05:51.553
16 -	31.726	95.5	18.714	117.1	26.908	76.6	24.059	118.7	1:41.407	(3) 86.38	0.188	15:07:32.960
17 -	32.360	95.1	19.275	117.3	27.169	82.0	23.997	118.7	1:42.801	85.21	1.582	15:09:15.761
18 -	32.699	94.2	18.910	117.3	28.015	76.2	24.390	119.4	1:44.014	84.21	2.795	15:10:59.775

P29 87		Jamie EDWARDS				Nykos - Kinpac Racing						
IDEAL LAP TIME : 1:40.910		BEST LAP TIME : 1:41.269				DIFFERENCE : 0.359						
LAP	SECTOR 1	SECTOR 2	SECTOR 3	SECTOR 4	LAP TIME	MPH	DIFF	TIME OF DAY				
1 -	OUTLAP	88.3	19.323	117.3	27.805	78.4	24.565	118.9	1:48.730	80.56	7.461	14:41:55.696
2 -	32.233	92.4	19.048	116.7	27.787	76.0	25.508	118.3	1:44.576	83.76	3.307	14:43:40.272
3 -	32.561	89.7	18.749	116.5	27.340	83.3	24.123	117.9	1:42.773	85.23	1.504	14:45:23.045
4 -	32.238	94.2	18.764	114.7	27.413	84.5	24.038	116.7	1:42.453	85.50	1.184	14:47:05.498
5 -	31.875	93.4	18.652	116.1	27.441	84.6	24.734	118.5	1:42.702	85.29	1.433	14:48:48.200
6 -	31.735	94.2	19.248	115.5	27.238	84.9	24.105	116.7	1:42.326	85.60	1.057	14:50:30.526
7 -	32.051	93.4	18.596	117.3	27.041	81.9	24.474	116.9	1:42.162	85.74	0.893	14:52:12.688
8 -	31.973	96.0	18.561	116.7	26.793	86.8	IN PIT		5:17.125	P 27.62	3:35.856	14:57:29.813
9 -	OUTLAP	92.3	19.046	115.9	26.888	86.8	23.986	117.3	1:44.511	83.81	3.242	14:59:14.324
10 -	31.700	94.6	18.739	115.1	26.860	87.7	23.970	116.3	1:41.269	(1) 86.50		15:00:55.593
11 -	31.783	94.3	18.641	115.5	26.899	84.4	23.952	115.5	1:41.275	(2) 86.49	0.006	15:02:36.868
12 -	31.748	94.2	18.696	114.3	27.278	82.4	23.979	115.7	1:41.701	86.13	0.432	15:04:18.569
13 -	31.604	95.7	18.622	115.1	26.994	88.6	24.278	114.9	1:41.498	(3) 86.30	0.229	15:06:00.067
14 -	31.810	94.6	18.732	113.9	27.558	74.3	24.209	116.7	1:42.309	85.62	1.040	15:07:42.376
15 -	31.671	93.4	18.620	114.5	27.358	85.2	24.326	116.7	1:41.975	85.90	0.706	15:09:24.351
16 -	32.011	93.7	18.729	114.1	27.663	84.4	23.970	119.1	1:42.373	85.56	1.104	15:11:06.724

P30 34		Liam DELVES				Honda - Crucials Sauce / Banks Racing						
IDEAL LAP TIME : 1:41.345		BEST LAP TIME : 1:41.996				DIFFERENCE : 0.651						
LAP	SECTOR 1	SECTOR 2	SECTOR 3	SECTOR 4	LAP TIME	MPH	DIFF	TIME OF DAY				
1 -	OUTLAP	91.1	18.933	117.5	28.132	76.9	25.090	116.3	1:48.483	80.74	6.487	14:42:18.165
2 -	32.998	93.2	18.611	116.9	27.539	82.5	24.577	117.7	1:43.725	84.45	1.729	14:44:01.890
3 -	32.443	94.9	18.713	116.5	27.521	83.6	24.508	118.1	1:43.185	84.89	1.189	14:45:45.075
4 -	32.208	96.0	18.531	116.9	27.506	83.7	24.483	117.9	1:42.728	85.27	0.732	14:47:27.803
5 -	32.004	95.5	18.625	116.9	27.268	83.7	24.501	116.3	1:42.398	85.54	0.402	14:49:10.201
6 -	31.824	97.2	19.451	110.7	29.142	74.8	24.823	117.1	1:45.240	83.23	3.244	14:50:55.441
7 -	31.892	95.4	18.724	116.3	27.442	83.6	24.535	116.1	1:42.593	85.38	0.597	14:52:38.034
8 -	32.067	95.3	18.591	117.5	27.389	83.7	24.240	115.9	1:42.287	(3) 85.63	0.291	14:54:20.321
9 -	31.826	95.8	18.642	115.1	28.130	84.4	IN PIT		3:08.548	P 46.45	1:26.552	14:57:28.869
10 -	OUTLAP	94.1	18.870	117.7	27.873	83.1	24.409	117.3	1:47.038	81.83	5.042	14:59:15.907
11 -	32.180	95.7	18.600	116.5	26.974	85.2	24.242	116.7	1:41.996	(1) 85.88		15:00:57.903
12 -	32.185	95.3	18.463	117.1	27.454	80.9	24.249	116.7	1:42.351	85.58	0.355	15:02:40.254
13 -	31.952	96.0	18.690	117.1	27.219	86.7	24.437	115.5	1:42.298	85.63	0.302	15:04:22.552
14 -	32.068	96.1	18.850	116.3	27.470	80.3	24.632	117.1	1:43.020	85.03	1.024	15:06:05.572
15 -	32.225	96.0	18.527	117.5	27.113	84.9	24.279	116.5	1:42.144	(2) 85.75	0.148	15:07:47.716
16 -	31.668	96.1	19.090	115.1	28.644	80.8	24.490	118.1	1:43.892	84.31	1.896	15:09:31.608
17 -	32.465	95.5	18.639	116.3	27.671	84.9	24.242	120.2	1:43.017	85.03	1.021	15:11:14.625

P31 7		Jamie ASHBY				Honda - SP125 / JPA Racing						
IDEAL LAP TIME : 1:42.412		BEST LAP TIME : 1:42.558				DIFFERENCE : 0.146						
LAP	SECTOR 1	SECTOR 2	SECTOR 3	SECTOR 4	LAP TIME	MPH	DIFF	TIME OF DAY				
1 -	OUTLAP	87.6	20.447	114.1	28.568	72.7	25.402	116.5	1:51.194	78.77	8.636	14:44:40.222
2 -	34.157	91.0	19.440	115.7	27.592	74.9	25.085	116.5	1:46.274	82.42	3.716	14:46:26.496
3 -	33.398	91.5	19.147	116.1	27.553	77.7	24.804	116.1	1:44.902	83.50	2.344	14:48:11.398
4 -	33.012	92.1	19.137	116.1	27.249	79.8	24.995	114.3	1:44.393	83.91	1.835	14:49:55.791
5 -	33.000	93.3	19.120	116.1	27.490	77.7	24.856	114.5	1:44.466	83.85	1.908	14:51:40.257
6 -	32.924	93.3	19.031	115.7	27.347	80.4	24.812	115.7	1:44.114	84.13	1.556	14:53:24.371
7 -	33.018	93.8	19.014	117.9	27.101	79.5	24.577	116.1	1:43.710	84.46	1.152	14:55:08.081
8 -	32.891	94.1	18.926	115.7	26.986	82.0	24.594	114.7	1:43.397	84.72	0.839	14:56:51.478
9 -	33.210	94.2	19.005	115.7	27.081	80.8	24.505	116.3	1:43.801	84.39	1.243	14:58:35.279
10 -	32.654	93.2	18.785	116.3	26.825	82.1	24.468	116.5	1:42.732	85.26	0.174	15:00:18.011
11 -	32.633	94.5	18.777	117.3	27.025	82.7	24.531	115.5	1:42.966	85.07	0.408	15:02:00.977
12 -	32.701	93.4	18.920	116.3	26.874	80.7	24.541	115.9	1:43.036	85.01	0.478	15:03:44.013

Brands Hatch GP
 Circuit Length = 2.4332 miles
 Start: 14:40 Flag 15:10 End: 15:12

Weather / Track : Bright / Dry

MCRCB BULLETIN TK042

2015 MCE British Superbike Championship - Round 6

2015 HEL British Motostar Championship

QUALIFYING 1 - SECTOR ANALYSIS

SECTOR 1 = FL to I1, SECTOR 2 = I1 to I2 SECTOR 3 = I2 to I3, SECTOR 4 = I3 to FL, DIFF = Difference To Personal Best Lap

13 -	32.550	95.0	18.784	116.3	26.812	83.0	24.503	115.9	1:42.649	(2)	85.33	0.091	15:05:26.662
14 -	32.462	94.2	18.779	115.7	26.864	82.0	24.453	117.3	1:42.558	(1)	85.41		15:07:09.220
15 -	32.576	94.1	18.716	115.9	26.886	79.0	24.523	117.1	1:42.701	(3)	85.29	0.143	15:08:51.921
16 -	32.767	93.4	18.749	118.3	26.889	82.6	24.422	117.3	1:42.827		85.19	0.269	15:10:34.748

P32 9		David WALES				Honda - TAD Racing							
IDEAL LAP TIME : 1:43.967		BEST LAP TIME : 1:44.336				DIFFERENCE : 0.369							
LAP	SECTOR 1	SECTOR 2		SECTOR 3		SECTOR 4		LAP TIME	MPH	DIFF	TIME OF DAY		
1 -	OUTLAP	53.2	22.250	105.6	33.266	67.3	25.837	112.4	2:03.581	70.88	19.245	14:42:34.344	
2 -	34.643	89.5	19.867	113.7	28.823	71.9	25.558	114.5	1:48.891	80.44	4.555	14:44:23.235	
3 -	33.663	89.9	19.181	113.5	28.703	72.3	25.235	115.7	1:46.782	82.03	2.446	14:46:10.017	
4 -	33.286	89.7	18.924	112.9	28.542	71.5	24.876	113.9	1:45.628	82.93	1.292	14:47:55.645	
5 -	33.438	89.1	18.919	115.1	28.374	74.5	24.999	113.9	1:45.730	82.85	1.394	14:49:41.375	
6 -	32.853	90.9	19.118	113.3	28.671	70.9	24.873	113.1	1:45.515	83.01	1.179	14:51:26.890	
7 -	33.992	91.4	21.497	101.8	30.417	74.6	25.019	113.1	1:50.925	78.97	6.589	14:53:17.815	
8 -	33.184	93.0	19.674	112.5	29.126	73.2	25.201	113.3	1:47.185	81.72	2.849	14:55:05.000	
9 -	33.268	92.9	18.823	114.7	28.720	78.3	24.834	112.9	1:45.645	82.91	1.309	14:56:50.645	
10 -	33.348	92.1	19.298	112.0	28.589	75.6	24.420	115.1	1:45.655	82.90	1.319	14:58:36.300	
11 -	32.814	92.0	19.062	114.7	27.998	75.6	24.462	116.1	1:44.336	(1)	83.95	15:00:20.636	
12 -	33.007	91.4	19.121	113.5	27.910	81.7	24.890	114.5	1:44.928	(2)	83.48	0.592	15:02:05.564
13 -	33.181	92.3	19.168	112.9	28.189	79.6	24.647	113.5	1:45.185	(3)	83.28	0.849	15:03:50.749
14 -	32.990	93.5	19.180	113.7	28.540	80.0	24.512	115.9	1:45.222		83.25	0.886	15:05:35.971
15 -	34.495	79.7	20.113	113.5	29.761	74.3	IN PIT		3:03.017	P	47.86	1:18.681	15:08:38.988

P33 8 M3		TJ TOMS				Repli-Cast Moto 3 - Repli-Cast - Armstrong							
IDEAL LAP TIME : 2:05.642		BEST LAP TIME :				DIFFERENCE :							
LAP	SECTOR 1	SECTOR 2		SECTOR 3		SECTOR 4		LAP TIME	MPH	DIFF	TIME OF DAY		
1 -	OUTLAP	72.2	23.252	87.0	40.854	53.9	32.359	105.3	2:21.514	61.90		14:44:00.145	
2 -	44.081	65.7	23.999	87.9	43.120	50.4	IN PIT		25:49.204	P	5.65	15:09:49.349	
3 -	OUTLAP	84.3	19.600	107.0	32.490	71.6	29.471	116.5	2:02.420		71.55	15:11:51.769	

MCRCB BULLETIN TK043**2015 MCE British Superbike Championship - Round 6****2015 HEL British Motostar Championship****QUALIFYING 1 - BEST SPEEDS**

POS	INTERMEDIATE 1		INTERMEDIATE 2		INTERMEDIATE 3		FINISH LINE		MPH			
	NO	NAME	MPH	NO	NAME	MPH	NO	NAME				
1	6	TAYLOR	104.6	6	TAYLOR	131.8	1	RENDELL	96.2	95	DEROUE	129.8
2	95	DEROUE	104.0	27	POLDEN	130.3	95	DEROUE	94.9	6	TAYLOR	129.5
3	26	SAEZ	103.8	52	BOERBOOM	129.0	26	SAEZ	93.3	26	SAEZ	129.3
4	52	BOERBOOM	103.5	77	PERSSON	129.0	62	VAN DER VALK	93.0	27	POLDEN	128.8
5	77	PERSSON	103.4	95	DEROUE	129.0	86	NESBITT	92.8	52	BOERBOOM	128.8
6	86	NESBITT	103.0	47	ARCHER	128.5	6	TAYLOR	92.4	47	ARCHER	128.0
7	47	ARCHER	102.1	42	SLOOTEN	128.0	52	BOERBOOM	91.6	77	PERSSON	126.8
8	71	BEINLICH	101.9	26	SAEZ	127.8	42	SLOOTEN	91.1	42	SLOOTEN	126.6
9	42	SLOOTEN	101.8	86	NESBITT	127.8	25	BROUWERS	90.8	71	BEINLICH	126.3
10	62	VAN DER VALK	101.8	71	BEINLICH	126.6	47	ARCHER	90.5	72	HORSMAN	125.6
11	27	POLDEN	101.5	72	HORSMAN	125.4	77	PERSSON	90.5	86	NESBITT	125.6
12	35	LODGE	101.3	35	LODGE	123.8	98	DE VRIES	90.5	16	SAWFORD	124.5
13	72	HORSMAN	100.9	62	VAN DER VALK	123.8	65	OWENS	90.4	62	VAN DER VALK	123.8
14	1	RENDELL	100.4	25	BROUWERS	123.3	44	BEST	90.3	98	DE VRIES	123.8
15	98	DE VRIES	100.0	13	BURMAN	123.1	21	KERR	90.0	1	RENDELL	123.3
16	25	BROUWERS	98.6	1	RENDELL	122.9	70	LONGSHAW	89.4	70	LONGSHAW	123.3
17	13	BURMAN	98.5	2	THOMAS	122.6	27	POLDEN	89.0	2	THOMAS	122.6
18	70	LONGSHAW	98.1	65	OWENS	122.2	87	EDWARDS	88.6	35	LODGE	122.4
19	44	BEST	97.8	70	LONGSHAW	122.2	13	BURMAN	88.1	13	BURMAN	122.0
20	2	THOMAS	97.6	16	SAWFORD	121.7	71	BEINLICH	87.9	24	RODINK	122.0
21	65	OWENS	97.6	24	RODINK	121.7	72	HORSMAN	87.8	25	BROUWERS	122.0
22	24	RODINK	97.5	98	DE VRIES	121.7	3	CLAYTON	87.7	99	CORREIA-LOURENCO	121.1
23	16	SAWFORD	97.3	44	BEST	121.5	17	JONKER	87.4	3	CLAYTON	120.4
24	17	JONKER	97.3	3	CLAYTON	120.2	35	LODGE	87.2	21	KERR	120.4
25	3	CLAYTON	97.2	99	CORREIA-LOURENCO	120.0	2	THOMAS	86.9	65	OWENS	120.4
26	34	DELVES	97.2	21	KERR	119.4	34	DELVES	86.7	34	DELVES	120.2
27	21	KERR	96.9	7	ASHBY	118.3	11	CAMPBELL	85.7	87	EDWARDS	119.1
28	87	EDWARDS	96.0	34	DELVES	117.7	24	RODINK	85.1	44	BEST	118.3
29	99	CORREIA-LOURENCO	95.5	87	EDWARDS	117.3	16	SAWFORD	84.0	11	CAMPBELL	118.1
30	7	ASHBY	95.0	11	CAMPBELL	116.9	7	ASHBY	83.0	17	JONKER	117.7
31	11	CAMPBELL	94.6	17	JONKER	115.9	99	CORREIA-LOURENCO	82.0	7	ASHBY	117.3
32	9	WALES	93.5	9	WALES	115.1	9	WALES	81.7	8	TOMS	116.5
33	8	TOMS	84.3	8	TOMS	107.0	8	TOMS	71.6	9	WALES	116.1

Weather / Track : Bright / Dry

Brands Hatch GP

Circuit Length = 2.4332 miles

Start: 14:40 Flag 15:10 End: 15:12

Results can be found at www.tsl-timing.com

Printed - 15:13 Friday, 17 July 2015

MCRCB BULLETIN TK044

2015 MCE British Superbike Championship - Round 6

2015 HEL British Motostar Championship

QUALIFYING 1 - BEST SECTORS

SECTOR 1				SECTOR 2		SECTOR 3		SECTOR 4		IDEAL / BEST COMPARISON								
POS	NO	NAME	TIME	NO	NAME	TIME	NO	NAME	TIME	POS	NO	NAME	IDEAL	BEST	DIFF			
													PERFECT LAP	1:33.975				
1	86	NESBITT	29.566	6	TAYLOR	17.081	6	TAYLOR	24.840	6	TAYLOR	22.488	1	6	TAYLOR	1:34.187	1:34.338	0.151
2	26	SAEZ	29.754	77	PERSSON	17.166	1	RENDELL	24.897	86	NESBITT	22.507	2	86	NESBITT	1:34.288	1:34.497	0.209
3	6	TAYLOR	29.778	95	DEROUE	17.219	86	NESBITT	24.952	77	PERSSON	22.537	3	26	SAEZ	1:34.868	1:35.069	0.201
4	1	RENDELL	29.842	86	NESBITT	17.263	95	DEROUE	25.230	26	SAEZ	22.567	4	1	RENDELL	1:34.904	1:34.979	0.075
5	95	DEROUE	29.994	26	SAEZ	17.304	26	SAEZ	25.243	95	DEROUE	22.583	5	95	DEROUE	1:35.026	1:35.065	0.039
6	47	ARCHER	30.081	52	BOERBOO	17.309	25	BROUWER	25.417	1	RENDELL	22.701	6	52	BOERBOOM	1:35.768	1:35.777	0.009
7	52	BOERBOO	30.271	47	ARCHER	17.361	52	BOERBOO	25.441	52	BOERBOO	22.747	7	47	ARCHER	1:35.784	1:36.014	0.230
8	62	VAN DER	30.365	27	POLDEN	17.424	47	ARCHER	25.514	47	ARCHER	22.828	8	77	PERSSON	1:35.866	1:36.211	0.345
9	77	PERSSON	30.393	62	VAN DER	17.451	62	VAN DER	25.676	62	VAN DER	22.837	9	62	VAN DER VALK	1:36.329	1:36.661	0.332
10	65	OWENS	30.524	1	RENDELL	17.464	35	LODGE	25.709	27	POLDEN	22.890	10	35	LODGE	1:37.370	1:37.878	0.508
11	35	LODGE	30.697	71	BEINLIC	17.534	77	PERSSON	25.770	42	SLOOTEN	23.104	11	65	OWENS	1:37.422	1:37.686	0.264
12	71	BEINLIC	30.802	42	SLOOTEN	17.578	65	OWENS	25.795	35	LODGE	23.160	12	25	BROUWERS	1:37.486	1:37.486	0.000
13	42	SLOOTEN	30.806	35	LODGE	17.804	70	LONGSHA	25.969	65	OWENS	23.164	13	27	POLDEN	1:37.573	1:38.063	0.490
14	25	BROUWER	30.836	2	THOMAS	17.812	98	DE VRIE	25.971	25	BROUWER	23.210	14	42	SLOOTEN	1:37.586	1:38.362	0.776
15	98	DE VRIE	30.858	98	DE VRIE	17.913	2	THOMAS	26.065	98	DE VRIE	23.275	15	98	DE VRIES	1:38.017	1:38.360	0.343
16	70	LONGSHA	30.889	65	OWENS	17.939	42	SLOOTEN	26.098	2	THOMAS	23.286	16	71	BEINLICH	1:38.055	1:38.404	0.349
17	21	KERR	30.923	72	HORSMAN	17.940	27	POLDEN	26.231	71	BEINLIC	23.327	17	2	THOMAS	1:38.096	1:38.432	0.336
18	2	THOMAS	30.933	25	BROUWER	18.023	24	RODINK	26.345	72	HORSMAN	23.450	18	70	LONGSHAW	1:38.524	1:38.769	0.245
19	27	POLDEN	31.028	13	BURMAN	18.041	21	KERR	26.379	44	BEST	23.471	19	21	KERR	1:39.291	1:39.481	0.190
20	44	BEST	31.135	3	CLAYTON	18.109	71	BEINLIC	26.392	70	LONGSHA	23.557	20	44	BEST	1:39.395	1:39.929	0.534
21	72	HORSMAN	31.492	70	LONGSHA	18.109	16	SAWFORD	26.397	21	KERR	23.689	21	72	HORSMAN	1:39.746	1:39.928	0.182
22	3	CLAYTON	31.512	44	BEST	18.141	17	JONKER	26.483	99	CORREIA	23.781	22	3	CLAYTON	1:40.280	1:40.495	0.215
23	16	SAWFORD	31.588	21	KERR	18.300	11	CAMPBEL	26.531	11	CAMPBEL	23.854	23	16	SAWFORD	1:40.315	1:40.336	0.021
24	87	EDWARDS	31.604	17	JONKER	18.326	44	BEST	26.648	24	RODINK	23.863	24	24	RODINK	1:40.368	1:40.786	0.418
25	17	JONKER	31.607	24	RODINK	18.429	99	CORREIA	26.665	16	SAWFORD	23.900	25	17	JONKER	1:40.386	1:40.538	0.152
26	11	CAMPBEL	31.663	16	SAWFORD	18.430	3	CLAYTON	26.724	3	CLAYTON	23.935	26	11	CAMPBELL	1:40.589	1:41.035	0.446
27	34	DELVES	31.668	34	DELVES	18.463	87	EDWARDS	26.793	87	EDWARDS	23.952	27	99	CORREIA-LOURENCO	1:40.769	1:41.219	0.450
28	13	BURMAN	31.700	11	CAMPBEL	18.541	7	ASHBY	26.812	17	JONKER	23.970	28	13	BURMAN	1:40.808	1:41.134	0.326
29	99	CORREIA	31.726	87	EDWARDS	18.561	72	HORSMAN	26.864	13	BURMAN	24.009	29	87	EDWARDS	1:40.910	1:41.269	0.359
30	24	RODINK	31.731	99	CORREIA	18.597	34	DELVES	26.974	34	DELVES	24.240	30	34	DELVES	1:41.345	1:41.996	0.651
31	7	ASHBY	32.462	7	ASHBY	18.716	13	BURMAN	27.058	9	WALES	24.420	31	7	ASHBY	1:42.412	1:42.558	0.146
32	9	WALES	32.814	9	WALES	18.823	9	WALES	27.910	7	ASHBY	24.422	32	9	WALES	1:43.967	1:44.336	0.369
33	8	TOMS	44.081	8	TOMS	19.600	8	TOMS	32.490	8	TOMS	29.471	33	8	TOMS	2:05.642		

Weather / Track : Bright / Dry

Results can be found at www.tsl-timing.com

Brands Hatch GP

Circuit Length = 2.4332 miles

Start: 14:40 Flag 15:10 End: 15:12

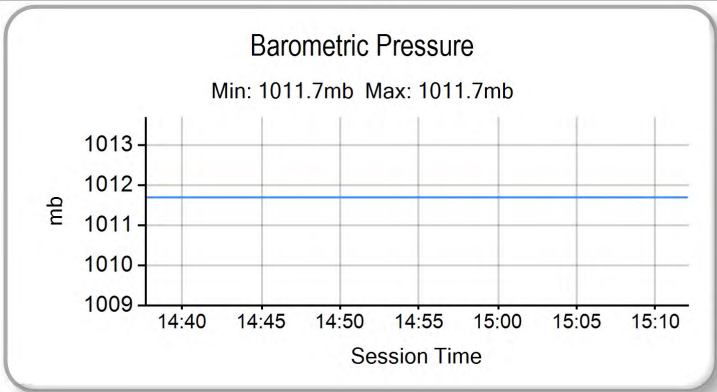
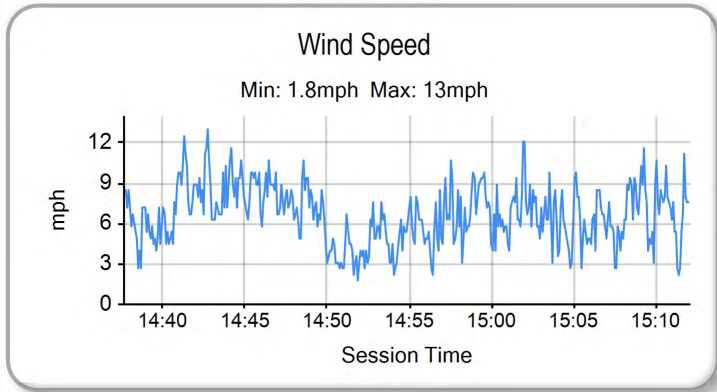
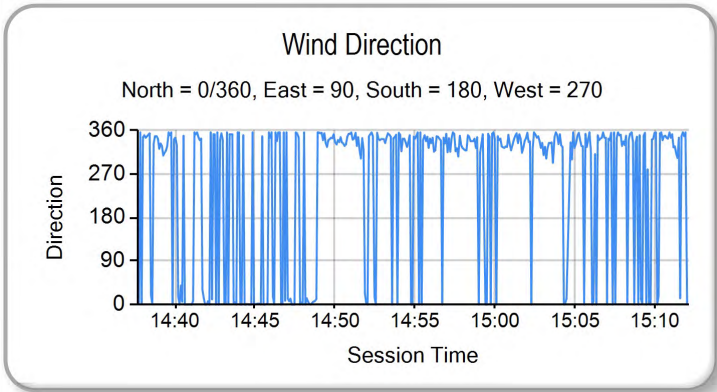
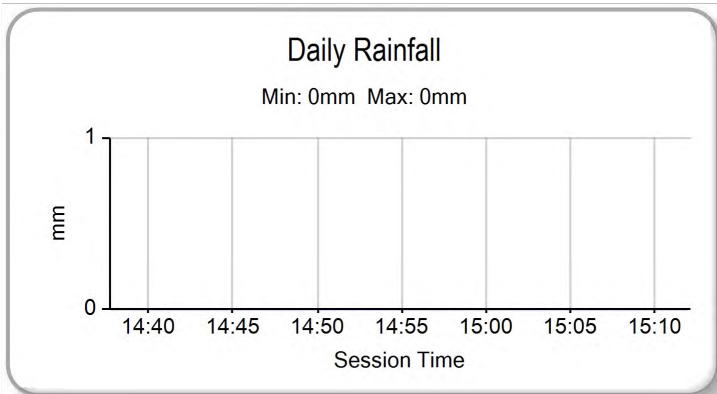
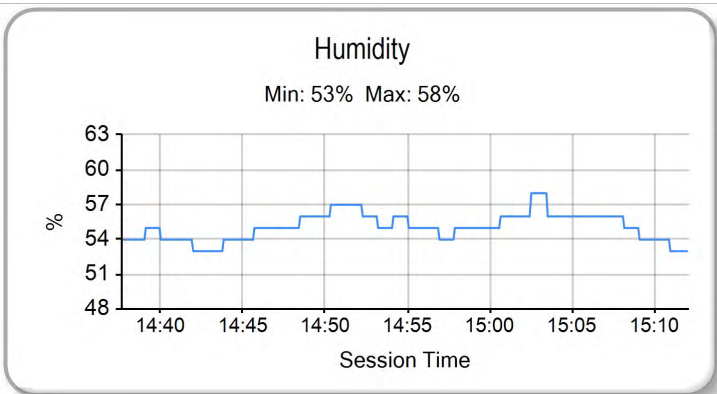
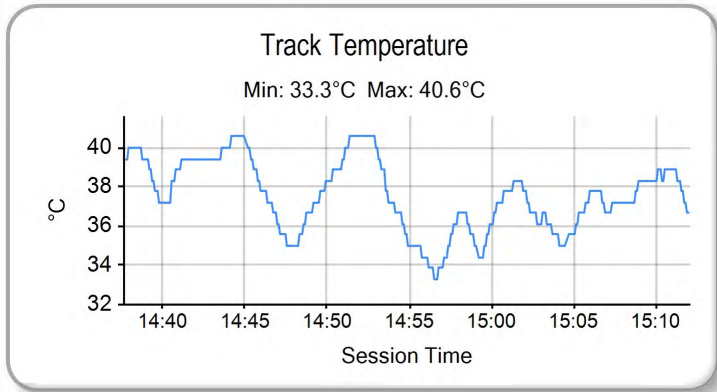
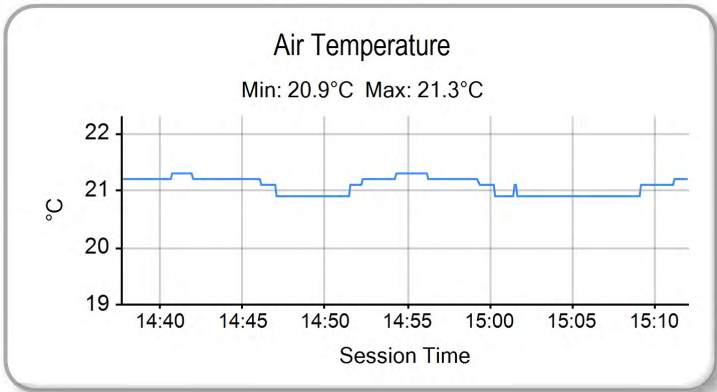
Printed - 15:14 Friday, 17 July 2015

MCRCB BULLETIN TK045

2015 MCE British Superbike Championship - Round 6

2015 HEL British Motostar Championship

QUALIFYING 1 - WEATHER CONDITIONS



Weather / Track : Bright / Dry

Brands Hatch GP
Circuit Length = 2.4332 miles
Start: 14:40 Flag 15:10 End: 15:12

Results can be found at www.tsl-timing.com

Printed - 15:14 Friday, 17 July 2015



POS	NO	CL	PIC NAME	ENTRY	FIRST		SECOND		GAP	DIFF
					TIME	LAPS	TIME	LAPS		
1	6	M3	1 Taz TAYLOR	KTM - RS Racing	1:34.338	17	1:34.180	16		
2	86	M3	2 Charlie NESBITT	Repli-Cast Moto 3 - Repli-Cast UK	1:34.497	17	1:35.575	15	0.317	0.317
3	95	M3	3 Scott DEROUÉ	KTM - Redline KTM	1:35.065	15	1:34.587	16	0.407	0.090
4	1	M3	4 Edward RENDELL	Ten Kate Honda - Banks Racing	1:34.979	13	1:36.105	15	0.799	0.392
5	26	M3	5 Dani SAEZ	Repli-Cast Moto 3 - Repli-Cast - Armstrong	1:35.069	15	1:35.272	10	0.889	0.090
6	47	M3	6 Jake ARCHER	Honda - RS Racing	1:36.014	17	1:35.351	17	1.171	0.282
7	52	M3	7 Jorel BOERBOOM	Kalex KTM - FPW Racing	1:35.777	15	1:36.261	18	1.597	0.426
8	77	M3	8 Alex PERSSON	Kalex KTM - PWR / FPW Racing	1:36.211	18	1:36.424	15	2.031	0.434
9	35	M3	9 Elliot LODGE	Honda - Essential Team Racing / SP125	1:37.878	13	1:36.371	19	2.191	0.160
10	25	M3	10 Mike BROUWERS	Honda - Joma / Brouwersracingteam	1:37.486	17	1:36.407	17	2.227	0.036
11	62	M3	11 Vasco VAN DER VALK	Honda - Team ILR / Vasco62.nl	1:36.661	16	1:36.472	17	2.292	0.065
12	27	M3	12 Georgina POLDEN	KTM - RS Racing	1:38.063	16	1:36.786	18	2.606	0.314
13	42	M3	13 Brian SLOOTEN	Honda - Bakker Frames Holland	1:38.362	17	1:36.816	18	2.636	0.030
14	2	M3	14 Joe THOMAS	Honda - Team ILR	1:38.432	5	1:37.222	16	3.042	0.406
15	65		1 Josh OWENS	Honda - JPL Racing	1:37.686	16	1:37.422	18	3.242	0.200
16	98	M3	15 Tomas DE VRIES	Honda - DAT Racing	1:38.360	18	1:37.771	18	3.591	0.349
17	44	M3	16 Edmund BEST	Honda - SymCirrus Motorsport	1:39.929	18	1:38.351	17	4.171	0.580
18	71	M3	17 Christoph BEINLICH	Honda - Beinlich Racing Team	1:38.404	11		0	4.224	0.053
19	70		2 Ryan LONGSHAW	Honda - RCD Motorsport	1:38.769	18	1:39.897	16	4.589	0.365
20	16		3 Andrew SAWFORD	Aprilia - St Neots Motorcycle Co Ltd	1:40.336	16	1:39.373	17	5.193	0.604
21	21	M3	18 Richard KERR	Honda - Bob Wylie Racing	1:39.481	17	1:40.967	6	5.301	0.108
22	8	M3	19 TJ TOMS	Repli-Cast Moto 3 - Repli-Cast - Armstrong		3	1:39.630	15	5.450	0.149
23	24		4 Tasia RODINK	Honda - Promemo Racing	1:40.786	16	1:39.825	15	5.645	0.195
24	17		5 Wesley JONKER	Luyten Honda - Racing Family	1:40.538	16	1:39.869	17	5.689	0.044
25	72		6 Cameron HORSMAN	EE125 - FAB-Racing	1:39.928	14	1:40.453	18	5.748	0.059
26	3		7 Mark CLAYTON	Honda - SP125 / Refined Recruitment	1:40.495	17	1:39.955	18	5.775	0.027
27	11		8 Stephen CAMPBELL	Honda - Campbell Racing	1:41.035	15	1:40.052	17	5.872	0.097
28	87		9 Jamie EDWARDS	Nykos - Kinpac Racing	1:41.269	16	1:40.059	16	5.879	0.007
29	13	M3	20 Sam BURMAN	Honda - WNT / Burman Racing	1:41.134	17	1:41.296	17	6.954	1.075
30	99	M3	21 Miguel CORREIA-LOURENCO	Kalex KTM - Racing Team Noord Nederland	1:41.219	18	1:41.227	8	7.039	0.085
31	34		10 Liam DELVES	Honda - Crucials Sauce / Banks Racing	1:41.996	17		0	7.816	0.777
32	7		11 Jamie ASHBY	Honda - SP125 / JPA Racing	1:42.558	16	1:42.847	18	8.378	0.562
33	9		12 David WALES	Honda - TAD Racing	1:44.336	15	1:44.206	17	10.026	1.648

Brands Hatch GP

Circuit Length = 2.4332 miles

Start: 09:00 Flag 09:34 End: 09:36

Weather / Track : Bright / Dry

These results are provisional until the conclusion of any judicial and technical matters.

Race Director :	Stewards :	Timekeeper :
-----------------	------------	--------------

Results can be found at www.britishsuperbike.com

Printed - 09:38 Saturday, 18 July 2015





POS	NO	CL	PIC NAME	ENTRY	TIME	ON	LAPS	GAP	DIFF	MPH
1	6	M3	1 Taz TAYLOR	KTM - RS Racing	1:34.180	15	16			93.01
2	95	M3	2 Scott DEROUE	KTM - Redline KTM	1:34.587	16	16	0.407	0.407	92.61
3	26	M3	3 Dani SAEZ	Repli-Cast Moto 3 - Repli-Cast - Armstrong	1:35.272	10	10	1.092	0.685	91.94
4	47	M3	4 Jake ARCHER	Honda - RS Racing	1:35.351	17	17	1.171	0.079	91.86
5	86	M3	5 Charlie NESBITT	Repli-Cast Moto 3 - Repli-Cast UK	1:35.575	15	15	1.395	0.224	91.65
6	1	M3	6 Edward RENDELL	Ten Kate Honda - Banks Racing	1:36.105	12	15	1.925	0.530	91.14
7	52	M3	7 Jorel BOERBOOM	Kalex KTM - FPW Racing	1:36.261	8	18	2.081	0.156	91.00
8	35	M3	8 Elliot LODGE	Honda - Essential Team Racing / SP125	1:36.371	19	19	2.191	0.110	90.89
9	25	M3	9 Mike BROUWERS	Honda - Joma / Brouwersracingteam	1:36.407	17	17	2.227	0.036	90.86
10	77	M3	10 Alex PERSSON	Kalex KTM - PWR / FPW Racing	1:36.424	10	15	2.244	0.017	90.84
11	62	M3	11 Vasco VAN DER VALK	Honda - Team ILR / Vasco62.nl	1:36.472	15	17	2.292	0.048	90.80
12	27	M3	12 Georgina POLDEN	KTM - RS Racing	1:36.786	15	18	2.606	0.314	90.50
13	42	M3	13 Brian SLOOTEN	Honda - Bakker Frames Holland	1:36.816	10	18	2.636	0.030	90.47
14	2	M3	14 Joe THOMAS	Honda - Team ILR	1:37.222	14	16	3.042	0.406	90.10
15	65		1 Josh OWENS	Honda - JPL Racing	1:37.422	17	18	3.242	0.200	89.91
16	98	M3	15 Tomas DE VRIES	Honda - DAT Racing	1:37.771	18	18	3.591	0.349	89.59
17	44	M3	16 Edmund BEST	Honda - SymCirrus Motorsport	1:38.351	17	17	4.171	0.580	89.06
18	16		2 Andrew SAWFORD	Aprilia - St Neots Motorcycle Co Ltd	1:39.373	16	17	5.193	1.022	88.15
19	8	M3	17 TJ TOMS	Repli-Cast Moto 3 - Repli-Cast - Armstrong	1:39.630	15	15	5.450	0.257	87.92
20	24		3 Tasia RODINK	Honda - Promemo Racing	1:39.825	15	15	5.645	0.195	87.75
21	17		4 Wesley JONKER	Luyten Honda - Racing Family	1:39.869	17	17	5.689	0.044	87.71
22	70		5 Ryan LONGSHAW	Honda - RCD Motorsport	1:39.897	13	16	5.717	0.028	87.68
23	3		6 Mark CLAYTON	Honda - SP125 / Refined Recruitment	1:39.955	14	18	5.775	0.058	87.63
24	11		7 Stephen CAMPBELL	Honda - Campbell Racing	1:40.052	17	17	5.872	0.097	87.55
25	87		8 Jamie EDWARDS	Nykos - Kinpac Racing	1:40.059	16	16	5.879	0.007	87.54
26	72		9 Cameron HORSMAN	EE125 - FAB-Racing	1:40.453	13	18	6.273	0.394	87.20
27	21	M3	18 Richard KERR	Honda - Bob Wylie Racing	1:40.967	6	6	6.787	0.514	86.75
28	99	M3	19 Miguel CORREIA-LOURENCO	Kalex KTM - Racing Team Noord Nederland	1:41.227	6	8	7.047	0.260	86.53
29	13	M3	20 Sam BURMAN	Honda - WNT / Burman Racing	1:41.296	17	17	7.116	0.069	86.47
30	7		10 Jamie ASHBY	Honda - SP125 / JPA Racing	1:42.847	14	18	8.667	1.551	85.17

QUALIFYING LAPTIME (110.0% of 1:34.180) = 1:43.598

31	9		11 David WALES	Honda - TAD Racing	1:44.206	15	17	10.026	1.359	84.06
----	---	--	----------------	--------------------	----------	----	----	--------	-------	-------

Weather / Track : Bright / Dry

These results are provisional until the conclusion of any judicial and technical matters.

Brands Hatch GP

Circuit Length = 2.4332 miles

Start: 09:00 Flag 09:34 End: 09:36

Race Director :	Stewards :	Timekeeper :
-----------------	------------	--------------

Results can be found at www.britishsuperbike.com

Printed - 09:37 Saturday, 18 July 2015



MCRCB BULLETIN TK070

2015 MCE British Superbike Championship - Round 6

2015 HEL British Motostar Championship

QUALIFYING 2 - SECTOR ANALYSIS

SECTOR 1 = FL to I1, SECTOR 2 = I1 to I2 SECTOR 3 = I2 to I3, SECTOR 4 = I3 to FL, DIFF = Difference To Personal Best Lap

P1		6 M3		Taz TAYLOR		KTM - RS Racing						
IDEAL LAP TIME : 1:33.969		BEST LAP TIME : 1:34.180		DIFFERENCE : 0.211								
LAP	SECTOR 1	SECTOR 2		SECTOR 3		SECTOR 4		LAP TIME	MPH	DIFF	TIME OF DAY	
1 -	OUTLAP	92.1	18.066	129.8	27.166	73.3	24.635	124.2	1:44.879	83.52	10.699	09:03:24.188
2 -	31.146	95.8	17.574	130.8	26.009	82.1	23.799	124.0	1:38.528	88.90	4.348	09:05:02.716
3 -	31.796	88.4	20.528	100.1	28.564	87.0	23.927	124.2	1:44.815	83.57	10.635	09:06:47.531
4 -	34.173	99.1	17.326	133.4	26.779	87.9	23.043	127.0	1:41.321	86.45	7.141	09:08:28.852
5 -	30.483	103.5	17.241	132.3	25.022	90.4	22.695	129.3	1:35.441	91.78	1.261	09:10:04.293
6 -	30.564	103.5	17.263	134.2	25.547	89.2	22.843	127.5	1:36.217	91.04	2.037	09:11:40.510
7 -	30.305	104.3	17.199	130.5	24.918	92.3	22.633	125.9	1:35.055	92.15	0.875	09:13:15.565
8 -	33.411	103.0	17.121	131.8	25.363	81.2	22.962	126.3	1:38.857	88.61	4.677	09:14:54.422
9 -	30.247	104.5	17.171	132.1	24.943	90.4	23.472	122.4	1:35.833	91.40	1.653	09:16:30.255
10 -	30.436	99.7	17.302	132.3	30.397	71.0	IN PIT		9:07.947	P 15.98	7:33.767	09:25:38.202
11 -	OUTLAP	98.3	17.762	130.0	25.441	89.1	23.377	124.9	1:41.518	86.28	7.338	09:27:19.720
12 -	30.306	104.3	17.168	131.0	24.859	91.6	22.700	126.1	1:35.033	92.17	0.853	09:28:54.753
13 -	30.099	104.8	17.273	130.8	24.771	93.4	22.758	126.6	1:34.901	92.30	0.721	09:30:29.654
14 -	29.951	104.3	17.033	131.3	24.925	92.1	22.633	126.8	1:34.542	(2) 92.65	0.362	09:32:04.196
15 -	29.812	105.0	17.103	132.1	24.610	92.6	22.655	126.6	1:34.180	(1) 93.01		09:33:38.376
16 -	29.929	105.3	17.395	132.6	24.780	88.3	22.514	127.0	1:34.618	(3) 92.58	0.438	09:35:12.994

P2		95 M3		Scott DEROUÉ		KTM - Redline KTM						
IDEAL LAP TIME : 1:34.423		BEST LAP TIME : 1:34.587		DIFFERENCE : 0.164								
LAP	SECTOR 1	SECTOR 2		SECTOR 3		SECTOR 4		LAP TIME	MPH	DIFF	TIME OF DAY	
1 -	OUTLAP	97.5	18.326	127.3	26.742	87.0	23.765	125.6	1:42.068	85.82	7.481	09:02:14.764
2 -	30.541	104.3	17.369	128.8	25.716	90.0	23.025	127.0	1:36.651	90.63	2.064	09:03:51.415
3 -	30.242	105.1	17.291	129.3	25.551	88.7	23.038	127.8	1:36.122	91.13	1.535	09:05:27.537
4 -	29.852	105.6	17.159	129.0	25.672	92.8	22.940	126.6	1:35.623	91.60	1.036	09:07:03.160
5 -	30.160	103.5	17.242	127.3	26.351	85.7	23.166	126.6	1:36.919	90.38	2.332	09:08:40.079
6 -	30.119	104.2	17.355	129.0	25.313	92.4	23.023	126.3	1:35.810	91.42	1.223	09:10:15.889
7 -	29.992	105.0	17.264	128.8	25.195	92.8	22.882	126.6	1:35.333	91.88	0.746	09:11:51.222
8 -	33.702	99.8	19.038	108.4	27.024	86.5	IN PIT		10:57.643	P 13.32	9:23.056	09:22:48.865
9 -	OUTLAP	102.7	17.627	128.8	26.208	88.3	23.131	127.8	1:47.248	81.67	12.661	09:24:36.113
10 -	30.004	105.6	17.171	129.0	25.151	93.4	23.004	126.8	1:35.330	(3) 91.88	0.743	09:26:11.443
11 -	30.123	105.8	20.546	70.1	29.546	86.9	22.952	127.3	1:43.167	84.90	8.580	09:27:54.610
12 -	29.890	105.8	17.534	129.5	25.284	93.0	22.728	127.3	1:35.436	91.78	0.849	09:29:30.046
13 -	31.236	80.2	21.336	111.6	26.655	89.1	29.554	118.5	1:48.781	80.52	14.194	09:31:18.827
14 -	33.486	90.3	18.583	113.5	25.878	90.0	24.428	126.1	1:42.375	85.56	7.788	09:33:01.202
15 -	29.783	106.6	17.293	129.8	25.066	92.1	22.611	127.0	1:34.753	(2) 92.44	0.166	09:34:35.955
16 -	29.647	106.1	17.099	129.8	25.169	94.3	22.672	127.5	1:34.587	(1) 92.61		09:36:10.542

P3		26 M3		Dani SAEZ		Repli-Cast Moto 3 - Repli-Cast - Armstrong						
IDEAL LAP TIME : 1:35.210		BEST LAP TIME : 1:35.272		DIFFERENCE : 0.062								
LAP	SECTOR 1	SECTOR 2		SECTOR 3		SECTOR 4		LAP TIME	MPH	DIFF	TIME OF DAY	
1 -	OUTLAP	94.9	18.724	125.6	26.766	85.1	23.411	126.3	1:43.934	84.28	8.662	09:01:48.602
2 -	31.246	104.2	17.689	128.8	25.849	90.9	22.764	129.0	1:37.548	89.80	2.276	09:03:26.150
3 -	30.347	103.7	17.623	129.0	25.711	84.6	23.072	125.6	1:36.753	90.53	1.481	09:05:02.903
4 -	31.853	95.5	22.203	84.4	29.601	79.6	23.906	125.6	1:47.563	81.43	12.291	09:06:50.466
5 -	30.716	102.7	17.674	129.3			IN PIT		20:59.716	P 6.95	19:24.444	09:27:50.182
6 -	OUTLAP	83.1	19.060	128.3	26.138	91.0	23.497	126.1	1:46.903	81.94	11.631	09:29:37.085
7 -	30.412	104.3	17.288	128.8	25.640	88.1	22.858	125.9	1:36.198	(3) 91.06	0.926	09:31:13.283
8 -	30.223	100.9	17.548	127.3	25.441	87.2	22.932	124.5	1:36.144	(2) 91.11	0.872	09:32:49.427
9 -	35.547	56.8	21.578	101.9	27.472	90.0	22.766	126.3	1:47.363	81.59	12.091	09:34:36.790
10 -	30.056	103.4	17.327	129.0	25.102	91.0	22.787	125.9	1:35.272	(1) 91.94		09:36:12.062

P4		47 M3		Jake ARCHER		Honda - RS Racing						
IDEAL LAP TIME : 1:35.146		BEST LAP TIME : 1:35.351		DIFFERENCE : 0.205								
LAP	SECTOR 1	SECTOR 2		SECTOR 3		SECTOR 4		LAP TIME	MPH	DIFF	TIME OF DAY	
1 -	OUTLAP	91.1	18.911	125.6	26.358	76.6	24.486	124.5	1:46.086	82.57	10.735	09:03:24.371
2 -	31.450	97.1	17.800	128.0	25.972	83.7	23.486	125.2	1:38.708	88.74	3.357	09:05:03.079
3 -	32.008	92.3	20.321	101.8	28.668	84.0	23.517	126.3	1:44.514	83.81	9.163	09:06:47.593

Weather / Track : Bright / Dry

Brands Hatch GP
Circuit Length = 2.4332 miles
Start: 09:00 Flag 09:34 End: 09:36

MCRCB BULLETIN TK070

2015 MCE British Superbike Championship - Round 6

2015 HEL British Motostar Championship

QUALIFYING 2 - SECTOR ANALYSIS

SECTOR 1 = FL to I1, SECTOR 2 = I1 to I2 SECTOR 3 = I2 to I3, SECTOR 4 = I3 to FL, DIFF = Difference To Personal Best Lap

4 -	32.142	97.6	17.470	129.5	25.687	83.8	23.075	126.6	1:38.374	89.04	3.023	09:08:25.967
5 -	30.698	98.8	17.271	130.3	25.887	83.6	22.923	125.6	1:36.779	90.51	1.428	09:10:02.746
6 -	30.869	97.1	19.042	119.1	26.120	84.9	24.493	125.2	1:40.524	87.14	5.173	09:11:43.270
7 -	30.701	100.7	17.509	123.3	26.200	83.7	23.626	125.4	1:38.036	89.35	2.685	09:13:21.306
8 -	30.550	101.5	17.400	128.8	25.407	86.0	22.833	126.3	1:36.190	(3) 91.06	0.839	09:14:57.496
9 -	30.858	94.3	18.217	125.2	25.500	90.4	23.033	124.9	1:37.608	89.74	2.257	09:16:35.104
10 -	30.405	100.3	18.626	109.8	31.195	70.8	IN PIT		8:08.896	P 17.91	6:33.545	09:24:44.000
11 -	OUTLAP	94.5	20.270	108.5	26.301	83.9	23.480	124.9	1:46.008	82.63	10.657	09:26:30.008
12 -	30.526	102.1	17.326	129.8	25.787	84.2	23.441	124.9	1:37.080	90.23	1.729	09:28:07.088
13 -	30.175	101.3	17.579	126.3	25.447	88.4	22.668	126.8	1:35.869	(2) 91.37	0.518	09:29:42.957
14 -	30.259	98.2	17.480	123.1	25.686	91.1	23.250	124.2	1:36.675	90.61	1.324	09:31:19.632
15 -	31.386	100.0	17.386	128.0	25.468	91.0	23.066	124.5	1:37.306	90.02	1.955	09:32:56.938
16 -	30.227	100.1	17.958	127.8	25.372	91.9	22.778	123.8	1:36.335	90.93	0.984	09:34:33.273
17 -	30.266	100.3	17.385	128.3	25.111	90.8	22.589	127.3	1:35.351	(1) 91.86		09:36:08.624

P5 86 M3 Charlie NESBITT

Repli-Cast Moto 3 - Repli-Cast UK

IDEAL LAP TIME : 1:35.070

BEST LAP TIME : 1:35.575

DIFFERENCE : 0.505

LAP	SECTOR 1	SECTOR 2	SECTOR 3	SECTOR 4	LAP TIME	MPH	DIFF	TIME OF DAY				
1 -	OUTLAP	92.8	18.786	123.3	26.550	81.0	23.873	121.5	1:45.759	82.82	10.184	09:03:02.600
2 -	31.205	99.4	18.014	124.0	26.059	84.3	23.328	122.0	1:38.606	88.83	3.031	09:04:41.206
3 -	31.464	96.4	20.677	76.2	28.214	89.9	23.005	122.2	1:43.360	84.75	7.785	09:06:24.566
4 -	31.535	80.2	20.195	115.9	25.961	90.9	IN PIT		2:38.532	P 55.25	1:02.957	09:09:03.098
5 -	OUTLAP	83.8	19.563	109.1	26.130	87.4	23.365	122.0	1:43.526	84.61	7.951	09:10:46.624
6 -	30.615	99.1	17.666	124.7	25.894	85.1	23.562	121.5	1:37.737	89.62	2.162	09:12:24.361
7 -	30.177	99.5	17.821	122.9	25.550	93.2	23.038	122.6	1:36.586	90.69	1.011	09:14:00.947
8 -	32.747	92.6	19.916	90.4	27.441	83.9	IN PIT		2:32.789	P 57.33	57.214	09:16:33.736
9 -	OUTLAP	99.8	20.159	106.5	29.162	68.4	IN PIT		8:35.666	P 16.98	7:00.091	09:25:09.402
10 -	OUTLAP	95.5	18.117	123.1	26.179	88.5	23.603	120.4	1:47.062	81.82	11.487	09:26:56.464
11 -	32.858	86.1	19.217	102.1	27.272	84.7	24.356	119.4	1:43.703	84.47	8.128	09:28:40.167
12 -	30.330	99.8	17.658	124.7	25.162	92.9	22.811	124.2	1:35.961	(2) 91.28	0.386	09:30:16.128
13 -	31.230	100.4	17.839	123.3	25.490	93.3	22.875	122.6	1:37.434	89.90	1.859	09:31:53.562
14 -	30.212	101.5	17.404	124.7	25.332	91.4	23.079	121.3	1:36.027	(3) 91.22	0.452	09:33:29.589
15 -	29.807	103.5	17.290	125.6	25.659	92.9	22.819	120.6	1:35.575	(1) 91.65		09:35:05.164

P6 1 M3 Edward RENDELL

Ten Kate Honda - Banks Racing

IDEAL LAP TIME : 1:35.901

BEST LAP TIME : 1:36.105

DIFFERENCE : 0.204

LAP	SECTOR 1	SECTOR 2	SECTOR 3	SECTOR 4	LAP TIME	MPH	DIFF	TIME OF DAY				
1 -	OUTLAP	95.0	18.656	121.1	26.184	85.2	23.961	119.6	1:41.116	86.63	5.011	09:03:08.077
2 -	31.043	99.4	18.035	122.9	25.780	89.1	23.341	120.4	1:38.199	89.20	2.094	09:04:46.276
3 -	30.782	100.3	17.883	122.4	25.572	92.6	23.303	118.9	1:37.540	89.80	1.435	09:06:23.816
4 -	32.547	72.5	19.164	117.5	25.881	85.8	IN PIT		2:22.232	P 61.58	46.127	09:08:46.048
5 -	OUTLAP	99.1	18.086	122.6	25.338	87.7	23.240	122.2	1:37.716	89.64	1.611	09:10:23.764
6 -	30.579	98.2	18.105	123.3	26.011	92.6	23.144	120.0	1:37.839	89.53	1.734	09:12:01.603
7 -	30.721	99.5	17.722	122.4	25.477	93.3	23.074	120.6	1:36.994	90.31	0.889	09:13:38.597
8 -	30.371	101.3	17.661	122.9	25.545	92.5	23.089	119.4	1:36.666	(3) 90.61	0.561	09:15:15.263
9 -	30.589	100.6	18.066	120.2	25.665	91.4	IN PIT		9:34.571	P 15.24	7:58.466	09:24:49.834
10 -	OUTLAP	99.5	18.059	122.4	25.733	90.0	23.828	119.8	1:39.558	87.98	3.453	09:26:29.392
11 -	30.383	100.4	17.851	123.5	25.359	96.0	23.688	120.9	1:37.281	90.04	1.176	09:28:06.673
12 -	30.333	98.9	17.782	122.9	25.121	91.9	22.869	121.1	1:36.105	(1) 91.14		09:29:42.778
13 -	30.311	100.6	17.600	122.6	25.372	95.1	23.149	118.5	1:36.432	(2) 90.83	0.327	09:31:19.210
14 -	32.972	99.8	18.008	119.4	25.875	89.8	IN PIT		2:22.081	P 61.65	45.976	09:33:41.291
15 -	OUTLAP	100.9	17.931	123.1	25.352	92.5	23.011	120.9	1:37.744	89.62	1.639	09:35:19.035

P7 52 M3 Jorel BOERBOOM

Kalex KTM - FPW Racing

IDEAL LAP TIME : 1:35.715

BEST LAP TIME : 1:36.261

DIFFERENCE : 0.546

LAP	SECTOR 1	SECTOR 2	SECTOR 3	SECTOR 4	LAP TIME	MPH	DIFF	TIME OF DAY				
1 -	31.619	98.8	18.036	128.5	26.087	83.0	23.269	128.8	1:39.011	88.47	2.750	09:03:26.266
2 -	30.948	102.9	17.530	128.5	25.848	82.1	23.304	126.3	1:37.630	89.72	1.369	09:05:03.896
3 -	31.498	94.5	19.986	113.1	27.443	83.6	23.460	125.6	1:42.387	85.55	6.126	09:06:46.283
4 -	31.616	102.6	17.451	129.0	25.627	88.7	22.956	125.9	1:37.650	89.70	1.389	09:08:23.933
5 -	31.129	102.1	17.612	127.8	25.782	85.8	23.241	125.4	1:37.764	89.60	1.503	09:10:01.697
6 -	34.518	100.9	17.695	127.8	25.721	87.7	22.885	126.3	1:40.819	86.88	4.558	09:11:42.516

Brands Hatch GP

Circuit Length = 2.4332 miles

Start: 09:00 Flag 09:34 End: 09:36

Weather / Track : Bright / Dry

MCRCB BULLETIN TK070

2015 MCE British Superbike Championship - Round 6

2015 HEL British Motostar Championship

QUALIFYING 2 - SECTOR ANALYSIS

SECTOR 1 = FL to I1, SECTOR 2 = I1 to I2 SECTOR 3 = I2 to I3, SECTOR 4 = I3 to FL, DIFF = Difference To Personal Best Lap

7 -	30.607	104.3	17.492	129.3	26.043	86.4	22.878	126.3	1:37.020	90.28	0.759	09:13:19.536
8 -	30.581	103.5	17.357	128.5	25.581	87.8	22.742	126.1	1:36.261 (1)	91.00		09:14:55.797
9 -	30.446	104.6	17.352	128.3	25.707	89.9	22.904	125.9	1:36.409	(3)	0.148	09:16:32.206
10 -	30.359	104.2	18.256	112.7	30.097	69.9		IN PIT	6:18.554	P	23.14	4:42.293 09:22:50.760
11 -	OUTLAP	97.1	18.895	125.2	25.917	87.7	23.155	125.2	1:44.751		83.62	8.490 09:24:35.511
12 -	30.610	102.7	17.601	128.5	25.346	93.2	22.776	126.8	1:36.333	(2)	90.93	0.072 09:26:11.844
13 -	30.376	104.3	18.109	111.4	27.387	87.0	23.727	125.9	1:39.599		87.95	3.338 09:27:51.443
14 -	32.100	97.8	17.903	127.3	26.035	92.4	22.658	128.0	1:38.696		88.75	2.435 09:29:30.139
15 -	30.436	104.3	17.571	128.3	25.822	89.1	22.973	126.3	1:36.802		90.49	0.541 09:31:06.941
16 -	34.440	77.7	19.339	123.8	25.873	88.0	22.955	126.8	1:42.607		85.37	6.346 09:32:49.548
17 -	30.866	101.3	19.912	110.0	26.284	75.4	27.673	125.2	1:44.735		83.63	8.474 09:34:34.283
18 -	30.540	103.5	17.458	129.0	25.772	92.8	22.849	127.0	1:36.619		90.66	0.358 09:36:10.902

P8 35 M3 Elliot LODGE

Honda - Essential Team Racing / SP125

IDEAL LAP TIME : 1:36.127 BEST LAP TIME : 1:36.371 DIFFERENCE : 0.244

LAP	SECTOR 1	SECTOR 2	SECTOR 3	SECTOR 4	LAP TIME	MPH	DIFF	TIME OF DAY				
1 -	OUTLAP	90.6	18.339	125.9	27.117	77.4	23.950	122.9	1:44.894	83.51	8.523	09:01:46.715
2 -	31.741	99.5	17.858	126.6	26.204	80.3	23.483	124.5	1:39.286	88.22	2.915	09:03:26.001
3 -	31.409	98.2	17.658	127.8	25.763	82.5	23.294	124.9	1:38.124	89.27	1.753	09:05:04.125
4 -	32.408	90.9	18.657	119.1	26.244	78.9	23.493	121.3	1:40.802	86.90	4.431	09:06:44.927
5 -	34.065	93.0	17.924	125.2	25.716	85.5	23.183	122.4	1:40.888	86.82	4.517	09:08:25.815
6 -	30.641	102.2	17.507	126.6	26.038	80.7	23.028	125.2	1:37.214	90.10	0.843	09:10:03.029
7 -	30.806	97.2	17.838	126.3	25.706	86.5	23.268	121.3	1:37.618	89.73	1.247	09:11:40.647
8 -	31.011	94.3	18.484	123.3	25.839	86.9	23.080	122.2	1:38.414	89.01	2.043	09:13:19.061
9 -	30.794	101.8	17.672	124.5	25.757	85.9	22.968	121.7	1:37.191	(3)	90.13	0.820 09:14:56.252
10 -	30.630	102.4	17.462	125.4	25.522	88.3	23.087	122.4	1:36.701	(2)	90.58	0.330 09:16:32.953
11 -	30.687	101.8	17.899	105.0	29.810	74.3		IN PIT	6:08.491	P	23.77	4:32.120 09:22:41.444
12 -	OUTLAP	95.4	18.227	123.8	26.296	85.3	24.105	119.8	1:41.915	85.95	5.544	09:24:23.359
13 -	31.526	100.6	17.863	124.9	25.771	83.9	23.432	121.7	1:38.592	88.84	2.221	09:26:01.951
14 -	30.764	98.3	18.134	123.3	25.670	84.2	23.196	121.1	1:37.764	89.60	1.393	09:27:39.715
15 -	31.221	101.0	17.676	124.0	25.798	84.6	23.103	121.1	1:37.798	89.57	1.427	09:29:17.513
16 -	38.357	49.6	19.608	123.5	26.716	81.9	26.784	121.1	1:51.465	78.58	15.094	09:31:08.978
17 -	30.603	101.8	17.645	124.5	25.888	83.7	23.124	122.4	1:37.260	90.06	0.889	09:32:46.238
18 -	31.543	73.0	20.987	114.9	25.370	89.5	22.870	122.2	1:40.770	86.92	4.399	09:34:27.008
19 -	30.555	102.2	17.372	126.8	25.330	84.5	23.114	123.1	1:36.371 (1)	90.89		09:36:03.379

P9 25 M3 Mike BROUWERS

Honda - Joma / Brouwersracingteam

IDEAL LAP TIME : 1:36.205 BEST LAP TIME : 1:36.407 DIFFERENCE : 0.202

LAP	SECTOR 1	SECTOR 2	SECTOR 3	SECTOR 4	LAP TIME	MPH	DIFF	TIME OF DAY				
1 -	OUTLAP	95.4	18.724	122.4	26.559	80.6	23.767	119.1	1:42.802	85.21	6.395	09:03:10.157
2 -	31.771	100.1	18.119	122.2	25.718	88.3	23.518	119.6	1:39.126	88.37	2.719	09:04:49.283
3 -	31.250	99.5	18.134	122.2	25.888	83.7	23.473	119.1	1:38.745	88.71	2.338	09:06:28.028
4 -	31.224	98.8	18.065	123.3	25.652	86.8	23.526	118.1	1:38.467	88.96	2.060	09:08:06.495
5 -	31.007	100.3	17.919	122.9	25.453	88.4	23.335	119.6	1:37.714	89.64	1.307	09:09:44.209
6 -	30.958	99.5	17.846	123.1	25.766	88.0	23.337	119.6	1:37.907	89.47	1.500	09:11:22.116
7 -	30.702	100.0	18.105	109.1	28.513	76.0		IN PIT	2:47.001	P	52.45	1:10.594 09:14:09.117
8 -	OUTLAP	93.3	18.985	112.4	29.638	70.5	24.234	117.7	1:46.310	82.39	9.903	09:15:55.427
9 -	30.948	100.6	17.785	123.5	27.443	80.9		IN PIT	7:04.141	P	20.65	5:27.734 09:22:59.568
10 -	OUTLAP	89.9	18.656	122.6	26.361	84.5	23.520	119.8	1:43.803	84.38	7.396	09:24:43.371
11 -	31.076	100.0	17.819	123.5	25.526	89.5	23.200	119.8	1:37.621	89.73	1.214	09:26:20.992
12 -	30.843	100.6	17.705	123.8	25.539	87.1	23.123	120.6	1:37.210	90.11	0.803	09:27:58.202
13 -	30.844	100.1	17.780	126.3	25.748	86.3	23.121	118.9	1:37.493	89.85	1.086	09:29:35.695
14 -	30.778	100.9	17.893	122.6	25.355	84.9	23.224	119.8	1:37.250	90.07	0.843	09:31:12.945
15 -	30.423	100.9	17.723	124.2	25.668	86.3	23.192	121.7	1:37.006	(3)	90.30	0.599 09:32:49.951
16 -	30.611	100.4	17.901	122.9	25.210	89.4	23.133	119.6	1:36.855	(2)	90.44	0.448 09:34:26.806
17 -	30.489	101.0	17.451	124.2	25.323	84.5	23.144	118.5	1:36.407 (1)	90.86		09:36:03.213

P10 77 M3 Alex PERSSON

Kalex KTM - PWR / FPW Racing

IDEAL LAP TIME : 1:36.278 BEST LAP TIME : 1:36.424 DIFFERENCE : 0.146

LAP	SECTOR 1	SECTOR 2	SECTOR 3	SECTOR 4	LAP TIME	MPH	DIFF	TIME OF DAY				
1 -	OUTLAP	95.3	18.401	125.9	27.135	80.6	24.017	122.2	1:44.703	83.66	8.279	09:01:46.626
2 -	31.492	98.5	17.877	127.5	26.385	82.2	23.417	123.5	1:39.171	88.33	2.747	09:03:25.797

Brands Hatch GP

Circuit Length = 2.4332 miles

Start: 09:00 Flag 09:34 End: 09:36

Weather / Track : Bright / Dry

MCRCB BULLETIN TK070

2015 MCE British Superbike Championship - Round 6

2015 HEL British Motostar Championship

QUALIFYING 2 - SECTOR ANALYSIS

SECTOR 1 = FL to I1, SECTOR 2 = I1 to I2 SECTOR 3 = I2 to I3, SECTOR 4 = I3 to FL, DIFF = Difference To Personal Best Lap

3 -	31.087	102.9	17.443	130.5	26.156	82.5	23.507	124.5	1:38.193	89.21	1.769	09:05:03.990
4 -	32.113	96.1	18.271	125.9	26.822	86.0	24.293	122.2	1:41.499	86.30	5.075	09:06:45.489
5 -	31.257	100.0	17.652	126.3	26.207	86.3	23.294	122.9	1:38.410	89.01	1.986	09:08:23.899
6 -	31.279	96.8	17.640	128.5	25.998	84.2	22.966	124.0	1:37.883	89.49	1.459	09:10:01.782
7 -	31.037	101.2	17.383	127.0	26.019	87.0	23.038	122.6	1:37.477 (3)	89.86	1.053	09:11:39.259
8 -	31.704	92.0	17.527	129.0	25.729	86.9	22.974	123.3	1:37.934	89.44	1.510	09:13:17.193
9 -	30.641	101.6	17.368	127.0	26.094	86.3	23.480	123.8	1:37.583	89.76	1.159	09:14:54.776
10 -	30.552	103.2	17.261	129.0	25.606	88.7	23.005	122.9	1:36.424 (1)	90.84		09:16:31.200
11 -	31.008	100.7	17.843	126.8	28.812	68.4	IN PIT		6:19.799 P	23.06	4:43.375	09:22:50.999
12 -	OUTLAP	88.6	18.786	124.5	26.475	86.1	23.295	122.2	1:42.783	85.22	6.359	09:24:33.782
13 -	30.789	102.9	17.426	126.6	25.821	87.0	22.994	122.4	1:37.030 (2)	90.27	0.606	09:26:10.812
14 -	30.516	103.4	20.790	117.3	26.563	86.0	23.361	123.5	1:41.230	86.53	4.806	09:27:52.042
15 -	31.904	99.1	17.780	127.5	26.056	88.5	22.895	124.9	1:38.635	88.81	2.211	09:29:30.677

P11 62 M3 Vasco VAN DER VALK

Honda - Team ILR / Vasco62.nl

IDEAL LAP TIME : 1:36.291

BEST LAP TIME : 1:36.472

DIFFERENCE : 0.181

LAP	SECTOR 1	SECTOR 2	SECTOR 3	SECTOR 4	LAP TIME	MPH	DIFF	TIME OF DAY				
1 -	OUTLAP	96.4	18.659	124.0	27.255	86.9	24.148	121.1	1:44.763	83.61	8.291	09:03:13.799
2 -	31.552	101.2	17.746	124.5	26.281	87.4	23.433	121.3	1:39.012	88.47	2.540	09:04:52.811
3 -	36.326	70.7	20.740	110.3	30.071	74.3	26.663	122.9	1:53.800	76.97	17.328	09:06:46.611
4 -	30.855	101.9	17.668	124.9	25.668	86.2	23.320	123.8	1:37.511	89.83	1.039	09:08:24.122
5 -	31.194	98.3	17.703	124.5	25.981	88.0	22.933	125.6	1:37.811	89.55	1.339	09:10:01.933
6 -	31.065	100.3	17.532	125.6	25.879	90.6	22.922	122.0	1:37.398	89.93	0.926	09:11:39.331
7 -	33.413	102.4	17.964	124.0	26.328	87.0	22.875	125.2	1:40.580	87.09	4.108	09:13:19.911
8 -	30.668	102.7	17.399	124.9	25.867	84.9	23.100	124.7	1:37.034 (3)	90.27	0.562	09:14:56.945
9 -	30.943	98.3	18.752	111.6	25.868	90.9	23.185	123.8	1:38.748	88.70	2.276	09:16:35.693
10 -	30.422	103.7	17.636	108.7	33.240	74.8	IN PIT		7:09.153 P	20.41	5:32.681	09:23:44.846
11 -	OUTLAP	95.0	18.315	122.0	26.648	87.3	23.297	120.4	1:43.284	84.81	6.812	09:25:28.130
12 -	30.895	100.7	17.640	123.8	25.920	90.4	23.215	121.1	1:37.670	89.68	1.198	09:27:05.800
13 -	30.573	101.5	17.493	124.7	25.902	87.6	23.198	121.7	1:37.166	90.15	0.694	09:28:42.966
14 -	30.603	101.5	17.502	124.5	25.832	90.6	23.306	121.7	1:37.243	90.08	0.771	09:30:20.209
15 -	30.470	102.2	17.480	124.2	25.625	90.4	22.897	123.3	1:36.472 (1)	90.80		09:31:56.681
16 -	31.226	100.9	17.605	124.0	25.723	90.0	23.182	121.1	1:37.736	89.62	1.264	09:33:34.417
17 -	30.546	102.9	17.369	124.7	25.984	90.6	23.090	121.5	1:36.989 (2)	90.31	0.517	09:35:11.406

P12 27 M3 Georgina POLDEN

KTM - RS Racing

IDEAL LAP TIME : 1:36.142

BEST LAP TIME : 1:36.786

DIFFERENCE : 0.644

LAP	SECTOR 1	SECTOR 2	SECTOR 3	SECTOR 4	LAP TIME	MPH	DIFF	TIME OF DAY				
1 -	OUTLAP	93.7	18.678	121.7	27.120	82.5	23.690	126.8	1:44.446	83.86	7.660	09:03:24.479
2 -	31.701	98.6	17.674	131.3	26.532	85.5	23.093	126.1	1:39.000	88.48	2.214	09:05:03.479
3 -	32.529	97.1	19.734	94.2	28.934	82.9	23.362	127.5	1:44.559	83.77	7.773	09:06:48.038
4 -	32.110	98.6	17.491	131.0	25.970	87.2	23.028	126.8	1:38.599	88.84	1.813	09:08:26.637
5 -	30.832	103.0	17.433	130.3	25.924	85.1	23.038	126.1	1:37.227	90.09	0.441	09:10:03.864
6 -	30.854	100.1	17.277	131.3	26.248	84.8	22.922	127.0	1:37.301	90.02	0.515	09:11:41.165
7 -	30.988	100.6	18.143	127.3	26.227	85.3	22.964	125.6	1:38.322	89.09	1.536	09:13:19.487
8 -	30.755	102.2	17.400	125.2	25.936	84.7	22.785	126.1	1:36.876 (3)	90.42	0.090	09:14:56.363
9 -	30.790	99.8	17.272	124.9	25.860	85.7	23.073	125.6	1:36.995	90.31	0.209	09:16:33.358
10 -	30.900	99.8	17.559	103.8	31.626	71.3	IN PIT		6:33.489 P	22.26	4:56.703	09:23:06.847
11 -	OUTLAP	101.2	17.498	129.5	26.132	87.4	23.106	126.6	1:39.290	88.22	2.504	09:24:46.137
12 -	31.189	98.2	17.751	130.0	26.060	85.3	23.178	126.1	1:38.178	89.22	1.392	09:26:24.315
13 -	31.136	100.1	17.422	129.8	26.202	86.4	23.080	125.2	1:37.840	89.53	1.054	09:28:02.155
14 -	30.894	101.2	17.208	130.5	25.713	87.3	23.045	125.6	1:36.860 (2)	90.43	0.074	09:29:39.015
15 -	30.586	104.0	17.159	130.3	25.691	85.3	23.350	125.9	1:36.786 (1)	90.50		09:31:15.801
16 -	30.651	101.6	17.237	131.3	25.938	82.8	23.095	126.3	1:36.921	90.38	0.135	09:32:52.722
17 -	30.507	100.4	17.483	126.8	26.099	79.0	23.570	124.7	1:37.659	89.69	0.873	09:34:30.381
18 -	30.574	101.6	17.299	129.3	26.473	85.7	23.182	125.2	1:37.528	89.81	0.742	09:36:07.909

P13 42 M3 Brian SLOOTEN

Honda - Bakker Frames Holland

IDEAL LAP TIME : 1:36.809

BEST LAP TIME : 1:36.816

DIFFERENCE : 0.007

LAP	SECTOR 1	SECTOR 2	SECTOR 3	SECTOR 4	LAP TIME	MPH	DIFF	TIME OF DAY				
1 -	OUTLAP	90.1	18.647	125.4	26.863	80.9	23.990	122.0	1:45.428	83.08	8.612	09:01:47.522
2 -	31.534	96.8	18.162	127.5	26.368	87.7	23.469	123.1	1:39.533	88.00	2.717	09:03:27.055

Brands Hatch GP

Circuit Length = 2.4332 miles

Start: 09:00 Flag 09:34 End: 09:36

Weather / Track : Bright / Dry

MCRCB BULLETIN TK070

2015 MCE British Superbike Championship - Round 6

2015 HEL British Motostar Championship

QUALIFYING 2 - SECTOR ANALYSIS

SECTOR 1 = FL to I1, SECTOR 2 = I1 to I2 SECTOR 3 = I2 to I3, SECTOR 4 = I3 to FL, DIFF = Difference To Personal Best Lap

3 -	30.952	99.7	17.730	127.8	26.420	88.1	23.526	122.6	1:38.628	88.81	1.812	09:05:05.683
4 -	30.985	91.5	18.812	113.1	27.149	85.8	24.146	120.6	1:41.092	86.65	4.276	09:06:46.775
5 -	31.269	98.1	17.610	128.3	26.081	87.3	23.407	122.2	1:38.367	89.05	1.551	09:08:25.142
6 -	30.853	99.4	17.602	127.3	25.996	89.5	23.184	123.5	1:37.635	(3) 89.72	0.819	09:10:02.777
7 -	30.857	96.6	17.991	124.9	26.002	87.2	23.374	123.8	1:38.224	89.18	1.408	09:11:41.001
8 -	30.803	96.2	18.308	124.9	26.122	87.3	23.363	122.0	1:38.596	88.84	1.780	09:13:19.597
9 -	30.814	101.3	17.481	127.5	25.796	82.3	23.188	124.5	1:37.279	(2) 90.04	0.463	09:14:56.876
10 -	30.606	101.3	17.352	127.5	25.667	85.9	23.191	123.5	1:36.816	(1) 90.47		09:16:33.692
11 -	30.767	98.9	17.811	103.7	32.039	76.5	IN PIT		6:51.453	P 21.29	5:14.637	09:23:25.145
12 -	OUTLAP	96.6	18.450	122.6	26.830	87.9	23.752	119.4	1:41.550	86.26	4.734	09:25:06.695
13 -	31.920	99.7	17.865	124.2	25.949	89.2	23.334	121.7	1:39.068	88.42	2.252	09:26:45.763
14 -	30.903	99.8	17.637	125.4	26.423	86.1	23.554	120.0	1:38.517	88.91	1.701	09:28:24.280
15 -	31.026	98.9	17.926	123.1	26.120	87.4	23.300	121.5	1:38.372	89.04	1.556	09:30:02.652
16 -	32.082	91.4	17.948	124.0	26.352	88.7	23.344	121.5	1:39.726	87.83	2.910	09:31:42.378
17 -	30.834	96.6	17.943	124.2	26.170	86.4	23.608	118.5	1:38.555	88.88	1.739	09:33:20.933
18 -	30.818	101.0	17.536	125.2	26.212	84.5	23.781	119.1	1:38.347	89.07	1.531	09:34:59.280

P14	2 M3	Joe THOMAS						Honda - Team ILR					
IDEAL LAP TIME : 1:36.955			BEST LAP TIME : 1:37.222			DIFFERENCE : 0.267							
LAP	SECTOR 1	SECTOR 2	SECTOR 3	SECTOR 4	LAP TIME	MPH	DIFF	TIME OF DAY					
1 -	OUTLAP	80.3	19.157	122.0	27.091	78.0	24.430	121.1	1:45.087	83.35	7.865	09:02:01.745	
2 -	32.082	97.2	18.302	124.5	27.133	83.8	24.058	120.0	1:41.575	86.24	4.353	09:03:43.320	
3 -	32.010	91.8	18.233	122.6	26.735	83.9	23.857	120.4	1:40.835	86.87	3.613	09:05:24.155	
4 -	31.870	89.7	18.496	122.0	26.335	83.4	23.606	121.3	1:40.307	87.33	3.085	09:07:04.462	
5 -	31.405	92.1	18.069	123.1	26.482	81.1	IN PIT		2:05.749	P 69.66	28.527	09:09:10.211	
6 -	OUTLAP	91.9	18.508	121.5	26.482	83.4	23.979	119.8	1:40.604	87.07	3.382	09:10:50.815	
7 -	31.272	96.2	18.151	122.2	26.373	81.7	23.827	119.6	1:39.623	87.92	2.401	09:12:30.438	
8 -	31.423	86.2	18.450	116.7	27.975	71.8	IN PIT		3:28.882	P 41.93	1:51.660	09:15:59.320	
9 -	OUTLAP	91.1	18.267	121.5	26.207	83.4	IN PIT		7:17.746	P 20.01	5:40.524	09:23:17.066	
10 -	OUTLAP	87.3	18.654	120.6	26.369	85.0	23.814	117.9	1:41.730	86.10	4.508	09:24:58.796	
11 -	31.412	96.9	17.896	124.7	26.298	82.7	IN PIT		2:04.206	P 70.52	26.984	09:27:03.002	
12 -	OUTLAP	95.3	18.189	122.4	26.217	86.0	23.578	122.6	1:40.213	87.41	2.991	09:28:43.215	
13 -	30.603	98.9	17.832	124.2	25.780	86.0	23.214	122.6	1:37.429	(2) 89.91	0.207	09:30:20.644	
14 -	30.485	94.9	17.895	124.0	25.564	87.2	23.278	121.7	1:37.222	(1) 90.10		09:31:57.866	
15 -	30.881	100.7	17.692	125.9	25.946	85.1	23.419	120.2	1:37.938	89.44	0.716	09:33:35.804	
16 -	30.867	100.4	17.829	123.8	25.772	88.3	23.267	122.0	1:37.735	(3) 89.62	0.513	09:35:13.539	

P15	65	Josh OWENS						Honda - JPL Racing					
IDEAL LAP TIME : 1:37.280			BEST LAP TIME : 1:37.422			DIFFERENCE : 0.142							
LAP	SECTOR 1	SECTOR 2	SECTOR 3	SECTOR 4	LAP TIME	MPH	DIFF	TIME OF DAY					
1 -	OUTLAP	86.3	19.309	118.9	26.924	82.8	24.133	118.3	1:47.355	81.59	9.933	09:02:02.238	
2 -	31.983	95.1	18.539	122.6	27.414	74.0	24.893	117.9	1:42.829	85.18	5.407	09:03:45.067	
3 -	33.279	79.4	19.552	101.3	28.552	81.0	IN PIT		2:08.953	P 67.93	31.531	09:05:54.020	
4 -	OUTLAP	94.3	18.634	120.0	26.784	82.5	24.157	115.5	1:44.008	84.22	6.586	09:07:38.028	
5 -	31.466	96.6	18.323	118.5	26.058	87.3	23.736	116.3	1:39.583	87.96	2.161	09:09:17.611	
6 -	31.346	97.3	18.220	119.6	26.217	81.9	23.910	116.5	1:39.693	87.86	2.271	09:10:57.304	
7 -	31.183	96.9	18.323	117.9	26.243	87.9	23.657	116.1	1:39.406	88.12	1.984	09:12:36.710	
8 -	30.939	97.5	18.085	118.1	25.904	90.8	23.719	116.1	1:38.647	88.79	1.225	09:14:15.357	
9 -	30.789	97.6	18.089	118.7	26.662	83.9	24.285	114.3	1:39.825	87.75	2.403	09:15:55.182	
10 -	30.781	97.6	18.006	119.1	25.738	90.1	IN PIT		6:56.022	P 21.05	5:18.600	09:22:51.204	
11 -	OUTLAP	90.4	19.291	117.5	27.046	86.0	23.789	117.3	1:44.774	83.60	7.352	09:24:35.978	
12 -	31.165	98.1	18.102	120.0	26.041	89.5	23.667	116.9	1:38.975	88.50	1.553	09:26:14.953	
13 -	30.950	97.8	18.005	120.2	25.573	88.6	23.404	118.3	1:37.932	89.44	0.510	09:27:52.885	
14 -	31.415	96.1	18.594	120.9	26.947	83.0	24.338	117.3	1:41.294	86.47	3.872	09:29:34.179	
15 -	31.043	97.9	18.161	119.4	26.137	81.8	23.585	119.1	1:38.926	88.54	1.504	09:31:13.105	
16 -	30.703	97.5	18.203	120.6	25.658	89.8	23.247	119.6	1:37.811	(3) 89.55	0.389	09:32:50.916	
17 -	30.669	98.5	17.866	120.6	25.608	90.5	23.279	117.7	1:37.422	(1) 89.91		09:34:28.338	
18 -	30.628	98.2	17.832	120.6	25.849	92.8	23.380	117.9	1:37.689	(2) 89.67	0.267	09:36:06.027	

P16	98 M3	Tomas DE VRIES						Honda - DAT Racing					
IDEAL LAP TIME : 1:37.483			BEST LAP TIME : 1:37.771			DIFFERENCE : 0.288							
LAP	SECTOR 1	SECTOR 2	SECTOR 3	SECTOR 4	LAP TIME	MPH	DIFF	TIME OF DAY					

Weather / Track : Bright / Dry

Brands Hatch GP
 Circuit Length = 2.4332 miles
 Start: 09:00 Flag 09:34 End: 09:36

MCRCB BULLETIN TK070

2015 MCE British Superbike Championship - Round 6

2015 HEL British Motostar Championship

QUALIFYING 2 - SECTOR ANALYSIS

SECTOR 1 = FL to I1, SECTOR 2 = I1 to I2 SECTOR 3 = I2 to I3, SECTOR 4 = I3 to FL, DIFF = Difference To Personal Best Lap

1 -	31.759	97.8	18.259	123.1	26.376	82.9	23.666	123.5	1:40.060	87.54	2.289	09:03:28.075	
2 -	31.497	99.2	18.165	123.8	26.386	84.7	23.727	122.2	1:39.775	87.79	2.004	09:05:07.850	
3 -	31.588	99.2	18.126	123.1	27.771	83.3	23.482	123.3	1:40.967	86.75	3.196	09:06:48.817	
4 -	32.105	98.8	18.066	124.5	27.461	86.3	23.645	121.3	1:41.277	86.49	3.506	09:08:30.094	
5 -	31.140	100.9	18.066	124.5	26.294	83.2	23.686	121.5	1:39.186	88.31	1.415	09:10:09.280	
6 -	31.053	96.5	18.132	123.3	26.241	82.4	23.614	121.1	1:39.040	88.44	1.269	09:11:48.320	
7 -	31.357	100.6	23.119	48.1	30.183	85.7	23.939	119.6	1:48.598	80.66	10.827	09:13:36.918	
8 -	31.019	100.9	18.057	123.5	26.296	83.8	23.509	121.1	1:38.881	88.58	1.110	09:15:15.799	
9 -	30.771	101.8	17.842	124.9	25.829	88.7	23.953	119.1	1:38.395	89.02	0.624	09:16:54.194	
10 -	33.861	76.4	20.647	108.7	29.283	74.9	IN PIT		6:02.315	P	24.17	4:24.544	09:22:56.509
11 -	OUTLAP	95.3	18.652	123.1	27.326	86.9	23.885	120.2	1:43.610	84.54	5.839	09:24:40.119	
12 -	31.086	101.6	18.038	124.5	26.014	85.5	23.645	120.9	1:38.783	88.67	1.012	09:26:18.902	
13 -	30.998	101.3	17.996	123.8	26.018	87.9	23.499	121.5	1:38.511	88.92	0.740	09:27:57.413	
14 -	31.253	96.1	18.090	124.0	26.154	88.1	23.226	122.6	1:38.723	88.73	0.952	09:29:36.136	
15 -	30.633	102.1	18.021	124.0	25.984	90.0	23.279	123.5	1:37.917	(2)	89.46	0.146	09:31:14.053
16 -	30.817	101.0	17.841	123.3	25.958	88.4	23.319	122.2	1:37.935	(3)	89.44	0.164	09:32:51.988
17 -	31.038	100.7	17.812	124.7	26.133	80.7	23.799	122.0	1:38.782	88.67	1.011	09:34:30.770	
18 -	30.737	101.6	17.795	123.1	25.912	89.7	23.327	122.0	1:37.771	(1)	89.59		09:36:08.541

P17 44 M3 Edmund BEST													
Honda - SymCirrus Motorsport													
IDEAL LAP TIME : 1:38.298			BEST LAP TIME : 1:38.351			DIFFERENCE : 0.053							
LAP	SECTOR 1	SECTOR 2	SECTOR 3	SECTOR 4	LAP TIME	MPH	DIFF	TIME OF DAY					
1 -	OUTLAP	95.7	18.666	121.1	27.000	80.7	23.872	119.6	1:44.904	83.50	6.553	09:01:47.815	
2 -	31.411	96.1	18.262	121.7	26.594	84.6	23.876	118.3	1:40.143	87.47	1.792	09:03:27.958	
3 -	31.296	98.9	18.256	120.6	26.431	84.5	23.772	117.5	1:39.755	87.81	1.404	09:05:07.713	
4 -	31.352	93.7	18.332	121.1	27.491	82.3	23.730	119.6	1:40.905	86.81	2.554	09:06:48.618	
5 -	32.035	96.2	18.827	91.3	28.116	79.9	IN PIT		3:52.174	P	37.72	2:13.823	09:10:40.792
6 -	OUTLAP	98.3	18.288	120.6	26.917	89.3	23.943	121.1	1:43.742	84.43	5.391	09:12:24.534	
7 -	31.224	97.1	18.472	120.6	26.408	86.9	23.655	117.1	1:39.759	87.81	1.408	09:14:04.293	
8 -	31.092	100.3	18.022	120.4	26.148	89.1	24.119	116.1	1:39.381	88.14	1.030	09:15:43.674	
9 -	42.722	61.3	22.634	112.4	31.281	63.3	IN PIT		7:08.077	P	20.46	5:29.726	09:22:51.751
10 -	OUTLAP	95.0	19.235	120.2	27.230	86.1	23.954	118.7	1:44.954	83.46	6.603	09:24:36.705	
11 -	31.138	100.4	18.225	121.1	26.211	87.8	23.767	118.3	1:39.341	88.17	0.990	09:26:16.046	
12 -	31.121	99.8	18.065	121.1	26.248	86.5	23.781	120.2	1:39.215	88.29	0.864	09:27:55.261	
13 -	31.038	99.4	18.182	121.3	26.554	84.6	23.945	118.5	1:39.719	87.84	1.368	09:29:34.980	
14 -	31.377	100.3	18.039	120.9	26.198	88.6	23.417	120.9	1:39.031	(3)	88.45	0.680	09:31:14.011
15 -	31.200	100.9	17.967	121.3	26.251	81.8	23.937	119.8	1:39.355	88.16	1.004	09:32:53.366	
16 -	31.086	100.4	17.975	121.3	26.189	88.1	23.673	118.5	1:38.923	(2)	88.55	0.572	09:34:32.289
17 -	31.041	100.7	17.914	121.5	25.929	85.0	23.467	120.6	1:38.351	(1)	89.06		09:36:10.640

P18 16 Andrew SAWFORD													
Aprilia - St Neots Motorcycle Co Ltd													
IDEAL LAP TIME : 1:39.226			BEST LAP TIME : 1:39.373			DIFFERENCE : 0.147							
LAP	SECTOR 1	SECTOR 2	SECTOR 3	SECTOR 4	LAP TIME	MPH	DIFF	TIME OF DAY					
1 -	OUTLAP	75.8	20.882	116.3	29.374	72.6	25.418	119.1	1:56.263	75.34	16.890	09:02:23.419	
2 -	32.743	95.1	18.959	123.1	27.402	80.8	24.474	120.2	1:43.578	84.57	4.205	09:04:06.997	
3 -	32.163	95.0	18.769	122.6	26.843	84.2	24.169	120.9	1:41.944	85.92	2.571	09:05:48.941	
4 -	31.511	97.2	18.443	123.5	26.309	82.6	23.942	121.3	1:40.205	87.41	0.832	09:07:29.146	
5 -	31.389	97.6	18.426	123.8	26.473	80.2	24.187	120.9	1:40.475	87.18	1.102	09:09:09.621	
6 -	31.903	90.5	19.139	121.7	26.638	79.2	IN PIT		3:28.319	P	42.05	1:48.946	09:12:37.940
7 -	OUTLAP	85.9	21.770	96.0	31.151	71.5	26.866	118.9	2:01.702	71.97	22.329	09:14:39.642	
8 -	33.202	94.2	18.757	122.9	27.237	78.2	25.014	118.9	1:44.210	84.05	4.837	09:16:23.852	
9 -	31.867	96.2	18.480	122.6	30.752	64.7	IN PIT		6:11.893	P	23.55	4:32.520	09:22:35.745
10 -	OUTLAP	87.2	19.628	118.7	27.836	78.2	24.740	119.4	1:47.336	81.61	7.963	09:24:23.081	
11 -	32.214	96.4	18.640	123.8	26.349	83.3	23.888	121.5	1:41.091	86.65	1.718	09:26:04.172	
12 -	31.379	100.1	18.273	124.9	26.524	80.9	23.913	121.1	1:40.089	87.52	0.716	09:27:44.261	
13 -	31.503	98.1	18.312	123.3	26.382	84.7	23.879	121.3	1:40.076	87.53	0.703	09:29:24.337	
14 -	31.555	98.6	18.297	122.9	26.167	83.2	23.803	121.3	1:39.822	87.75	0.449	09:31:04.159	
15 -	31.377	96.8	18.293	123.8	26.323	81.4	23.747	121.5	1:39.740	(3)	87.82	0.367	09:32:43.899
16 -	31.358	97.6	18.063	124.2	26.134	82.4	23.818	120.0	1:39.373	(1)	88.15		09:34:23.272
17 -	31.282	98.8	18.188	122.9	26.175	84.5	23.914	120.0	1:39.559	(2)	87.98	0.186	09:36:02.831

Weather / Track : Bright / Dry

Brands Hatch GP
Circuit Length = 2.4332 miles
Start: 09:00 Flag 09:34 End: 09:36

MCRCB BULLETIN TK070

2015 MCE British Superbike Championship - Round 6

2015 HEL British Motostar Championship

QUALIFYING 2 - SECTOR ANALYSIS

SECTOR 1 = FL to I1, SECTOR 2 = I1 to I2 SECTOR 3 = I2 to I3, SECTOR 4 = I3 to FL, DIFF = Difference To Personal Best Lap

P19		8 M3		TJ TOMS		Repli-Cast Moto 3 - Repli-Cast - Armstrong						
IDEAL LAP TIME : 1:39.630		BEST LAP TIME : 1:39.630		DIFFERENCE : 0.000								
LAP	SECTOR 1	SECTOR 2		SECTOR 3		SECTOR 4		LAP TIME	MPH	DIFF	TIME OF DAY	
1 -	OUTLAP	89.9	19.590	104.3	31.789	68.8	25.935	116.9	1:57.742	74.39	18.112	09:05:02.770
2 -	33.398	86.7	19.391	96.6	30.765	77.5	24.604	121.1	1:48.158	80.99	8.528	09:06:50.928
3 -	33.317	94.2	19.050	112.9	31.331	76.5	25.002	118.1	1:48.700	80.58	9.070	09:08:39.628
4 -	32.584	95.7	18.260	111.1	29.297	82.9	24.245	121.3	1:44.386	83.91	4.756	09:10:24.014
5 -	32.333	97.2	18.227	118.3	28.953	83.5	24.100	120.2	1:43.613	84.54	3.983	09:12:07.627
6 -	31.987	97.2	18.207	117.3	28.553	83.4	24.107	119.4	1:42.854	85.16	3.224	09:13:50.481
7 -	32.313	98.5	18.306	120.0	28.505	81.6	24.308	118.5	1:43.432	84.69	3.802	09:15:33.913
8 -	43.731	50.7	27.376	86.4	32.437	66.7	IN PIT		7:45.076	P 18.83	6:05.446	09:23:18.989
9 -	OUTLAP	96.2	18.326	121.3	28.592	82.4	24.278	120.2	1:45.059	83.38	5.429	09:25:04.048
10 -	31.613	101.3	17.787	122.2	27.849	85.1	23.947	120.4	1:41.196	86.56	1.566	09:26:45.244
11 -	31.182	101.2	17.916	121.3	27.515	85.3	23.684	120.9	1:40.297	(2) 87.33	0.667	09:28:25.541
12 -	31.515	100.9	17.796	121.1	27.907	82.0	23.785	119.6	1:41.003	86.72	1.373	09:30:06.544
13 -	31.477	98.5	17.815	121.5	27.697	85.3	23.548	121.3	1:40.537	(3) 87.13	0.907	09:31:47.081
14 -	31.169	94.7	18.029	122.2	27.538	86.1	23.828	119.4	1:40.564	87.10	0.934	09:33:27.645
15 -	31.008	102.1	17.705	122.6	27.462	87.0	23.455	120.2	1:39.630	(1) 87.92		09:35:07.275

P20		24		Tasia RODINK		Honda - Promemo Racing						
IDEAL LAP TIME : 1:39.801		BEST LAP TIME : 1:39.825		DIFFERENCE : 0.024								
LAP	SECTOR 1	SECTOR 2		SECTOR 3		SECTOR 4		LAP TIME	MPH	DIFF	TIME OF DAY	
1 -	OUTLAP	93.0	18.832	121.7	28.064	78.3	24.561	120.0	1:48.708	80.58	8.883	09:01:51.952
2 -	32.646	96.9	18.527	120.4	27.032	79.6	24.177	119.4	1:42.382	85.56	2.557	09:03:34.334
3 -	32.061	97.1	18.711	120.6	26.615	80.2	24.120	119.1	1:41.507	86.29	1.682	09:05:15.841
4 -	32.080	97.9	18.550	120.2	26.712	83.2	24.240	118.3	1:41.582	86.23	1.757	09:06:57.423
5 -	33.001	90.8	20.514	92.0	28.435	76.6	IN PIT		3:59.139	P 36.63	2:19.314	09:10:56.562
6 -	OUTLAP	90.5	22.019	85.4	28.302	79.3	24.409	118.3	1:52.772	77.67	12.947	09:12:49.334
7 -	32.304	96.4	18.587	120.2	29.097	75.2	IN PIT		4:08.583	P 35.23	2:28.758	09:16:57.917
8 -	OUTLAP	63.4	23.885	96.6	35.286	56.5	IN PIT		6:13.675	P 23.44	4:33.850	09:23:11.592
9 -	OUTLAP	92.6	18.891	119.6	27.088	85.7	24.662	117.3	1:45.571	82.97	5.746	09:24:57.163
10 -	32.193	97.1	18.646	120.9	26.868	79.7	24.187	117.9	1:41.894	85.97	2.069	09:26:39.057
11 -	31.880	96.9	18.548	120.6	26.451	84.3	24.041	117.7	1:40.920	86.79	1.095	09:28:19.977
12 -	31.708	96.8	18.326	120.6	26.583	75.4	24.296	117.1	1:40.913	86.80	1.088	09:30:00.890
13 -	31.808	97.2	18.453	120.2	26.531	81.7	23.963	118.9	1:40.755	(3) 86.94	0.930	09:31:41.645
14 -	31.553	96.9	18.472	121.5	26.282	83.3	23.821	118.5	1:40.128	(2) 87.48	0.303	09:33:21.773
15 -	31.577	97.8	18.243	121.7	26.188	84.2	23.817	118.3	1:39.825	(1) 87.75		09:35:01.598

P21		17		Wesley JONKER		Luyten Honda - Racing Family						
IDEAL LAP TIME : 1:39.806		BEST LAP TIME : 1:39.869		DIFFERENCE : 0.063								
LAP	SECTOR 1	SECTOR 2		SECTOR 3		SECTOR 4		LAP TIME	MPH	DIFF	TIME OF DAY	
1 -	OUTLAP	87.0	19.642	114.7	28.187	78.9	25.101	115.5	1:51.803	78.35	11.934	09:01:55.052
2 -	33.536	96.1	18.914	115.3	27.350	83.7	24.621	115.9	1:44.421	83.88	4.552	09:03:39.473
3 -	32.229	96.9	18.802	114.3	27.099	85.4	24.384	115.3	1:42.514	85.45	2.645	09:05:21.987
4 -	32.162	96.8	18.626	114.1	27.640	81.7	IN PIT		2:32.752	P 57.34	52.883	09:07:54.739
5 -	OUTLAP	92.6	19.190	113.3	27.933	77.7	24.739	114.7	1:46.696	82.10	6.827	09:09:41.435
6 -	32.383	96.4	18.573	113.9	26.970	83.5	24.367	115.1	1:42.293	85.63	2.424	09:11:23.728
7 -	32.068	96.6	18.699	114.3	26.923	83.1	24.817	114.5	1:42.507	85.45	2.638	09:13:06.235
8 -	31.871	97.1	18.658	113.9	26.942	84.2	24.256	115.3	1:41.727	86.11	1.858	09:14:47.962
9 -	32.130	96.1	18.559	114.3	26.843	86.7	24.931	113.7	1:42.463	85.49	2.594	09:16:30.425
10 -	31.874	96.8	19.162	100.1	31.543	64.0	IN PIT		6:24.507	P 22.78	4:44.638	09:22:54.932
11 -	OUTLAP	92.5	18.938	114.1	27.778	81.7	25.495	113.9	1:47.430	81.54	7.561	09:24:42.362
12 -	32.111	96.4	18.472	114.9	26.492	85.9	24.484	115.3	1:41.559	86.25	1.690	09:26:23.921
13 -	31.575	96.8	18.553	114.7	26.376	86.9	24.132	115.1	1:40.636	87.04	0.767	09:28:04.557
14 -	31.809	96.1	18.549	113.9	26.403	86.4	23.848	115.5	1:40.609	87.06	0.740	09:29:45.166
15 -	31.472	97.1	18.470	114.1	26.569	83.7	23.855	115.3	1:40.366	(3) 87.27	0.497	09:31:25.532
16 -	31.452	97.1	18.353	114.3	26.494	84.5	23.928	115.3	1:40.227	(2) 87.40	0.358	09:33:05.759
17 -	31.429	97.5	18.189	114.5	26.425	84.5	23.826	114.9	1:39.869	(1) 87.71		09:34:45.628

Weather / Track : Bright / Dry

Brands Hatch GP
Circuit Length = 2.4332 miles
Start: 09:00 Flag 09:34 End: 09:36

MCRCB BULLETIN TK070

2015 MCE British Superbike Championship - Round 6

2015 HEL British Motostar Championship

QUALIFYING 2 - SECTOR ANALYSIS

SECTOR 1 = FL to I1, SECTOR 2 = I1 to I2 SECTOR 3 = I2 to I3, SECTOR 4 = I3 to FL, DIFF = Difference To Personal Best Lap

P22 70		Ryan LONGSHAW						Honda - RCD Motorsport				
IDEAL LAP TIME : 1:39.447		BEST LAP TIME : 1:39.897			DIFFERENCE : 0.450							
LAP	SECTOR 1	SECTOR 2		SECTOR 3		SECTOR 4		LAP TIME	MPH	DIFF	TIME OF DAY	
1 -	OUTLAP	89.5	19.441	121.1	28.320	77.8	25.127	118.1	1:53.032	77.49	13.135	09:01:59.403
2 -	33.230	93.9	19.222	120.4	27.721	74.3	25.013	122.9	1:45.186	83.27	5.289	09:03:44.589
3 -	32.696	94.9	18.892	120.9	26.942	83.2	24.369	118.7	1:42.899	85.13	3.002	09:05:27.488
4 -	31.736	97.1	18.722	120.4	27.321	79.8	25.004	118.1	1:42.783	85.22	2.886	09:07:10.271
5 -	32.135	95.1	18.724	119.6	26.960	84.0	24.310	117.9	1:42.129	85.77	2.232	09:08:52.400
6 -	31.653	96.8	18.605	119.8	26.676	85.8	24.486	117.9	1:41.420	86.37	1.523	09:10:33.820
7 -	31.983	95.8	18.524	119.4	26.730	87.3	24.259	118.9	1:41.496	86.30	1.599	09:12:15.316
8 -	31.713	96.2	18.597	119.1	26.874	84.4	24.364	117.7	1:41.548	86.26	1.651	09:13:56.864
9 -	31.795	95.4	18.497	119.8	26.711	87.1	24.249	118.1	1:41.252	86.51	1.355	09:15:38.116
10 -	41.852	67.0	21.155	95.7	31.272	66.0	IN PIT		9:32.131	P 15.31	7:52.234	09:25:10.247
11 -	OUTLAP	95.7	18.564	121.3	26.736	86.2	24.125	118.9	1:45.480	83.04	5.583	09:26:55.727
12 -	31.537	97.8	18.309	121.3	26.528	85.9	23.965	118.7	1:40.339	(3) 87.30	0.442	09:28:36.066
13 -	31.393	97.2	18.444	121.3	26.274	85.3	23.786	121.1	1:39.897	(1) 87.68		09:30:15.963
14 -	31.518	97.3	18.696	120.4	26.114	86.7	24.181	118.9	1:40.509	87.15	0.612	09:31:56.472
15 -	31.698	96.4	18.239	121.5	26.285	85.7	24.173	120.9	1:40.395	87.25	0.498	09:33:36.867
16 -	31.308	98.5	18.329	122.2	26.176	86.5	24.146	118.9	1:39.959	(2) 87.63	0.062	09:35:16.826

P23 3		Mark CLAYTON						Honda - SP125 / Refined Recruitment				
IDEAL LAP TIME : 1:39.758		BEST LAP TIME : 1:39.955			DIFFERENCE : 0.197							
LAP	SECTOR 1	SECTOR 2		SECTOR 3		SECTOR 4		LAP TIME	MPH	DIFF	TIME OF DAY	
1 -	OUTLAP	83.1	19.189	120.4	29.153	79.4	24.992	117.3	1:52.138	78.11	12.183	09:02:00.137
2 -	32.501	96.6	18.746	119.1	27.883	83.4	24.910	116.7	1:44.040	84.19	4.085	09:03:44.177
3 -	33.245	91.0	18.819	119.4	27.412	82.3	24.661	117.3	1:44.137	84.11	4.182	09:05:28.314
4 -	32.193	95.3	19.619	119.1	27.354	83.3	24.527	117.7	1:43.693	84.47	3.738	09:07:12.007
5 -	31.971	98.1	18.146	121.3	26.780	84.4	24.410	117.1	1:41.307	86.46	1.352	09:08:53.314
6 -	31.614	98.8	18.235	120.9	26.770	81.2	24.041	119.6	1:40.660	87.02	0.705	09:10:33.974
7 -	32.372	94.2	18.703	120.0	27.166	82.7	24.232	119.1	1:42.473	85.48	2.518	09:12:16.447
8 -	31.473	98.9	18.131	119.8	26.869	79.7	24.142	118.3	1:40.615	87.06	0.660	09:13:57.062
9 -	32.090	96.6	18.778	120.2	27.000	82.1	24.659	115.3	1:42.527	85.43	2.572	09:15:39.589
10 -	44.044	62.7	24.663	100.7	31.617	68.0	IN PIT		7:05.936	P 20.56	5:25.981	09:22:45.525
11 -	OUTLAP	84.6	20.105	113.3	28.659	78.7	24.399	118.1	1:52.082	78.15	12.127	09:24:37.607
12 -	32.068	97.3	18.309	119.4	27.113	85.9	24.315	117.9	1:41.805	86.04	1.850	09:26:19.412
13 -	31.484	98.1	18.224	120.4	26.563	83.9	24.029	117.7	1:40.300	87.33	0.345	09:27:59.712
14 -	31.439	97.2	18.125	119.4	26.435	87.4	23.956	118.5	1:39.955	(1) 87.63		09:29:39.667
15 -	32.606	92.0	19.377	116.1	27.939	80.9	24.718	117.7	1:44.640	83.71	4.685	09:31:24.307
16 -	31.371	98.1	17.996	120.6	26.560	86.8	24.209	117.1	1:40.136	(2) 87.47	0.181	09:33:04.443
17 -	31.473	98.1	18.505	118.7	28.076	79.7	24.602	116.5	1:42.656	85.33	2.701	09:34:47.099
18 -	31.376	97.8	18.110	118.9	26.664	87.2	24.078	117.5	1:40.228	(3) 87.39	0.273	09:36:27.327

P24 11		Stephen CAMPBELL						Honda - Campbell Racing				
IDEAL LAP TIME : 1:39.350		BEST LAP TIME : 1:40.052			DIFFERENCE : 0.702							
LAP	SECTOR 1	SECTOR 2		SECTOR 3		SECTOR 4		LAP TIME	MPH	DIFF	TIME OF DAY	
1 -	OUTLAP	86.7	20.134	117.5	29.600	70.1	25.324	116.7	1:51.947	78.24	11.895	09:02:23.710
2 -	33.795	88.6	18.991	120.0	27.790	79.1	24.595	117.5	1:45.171	83.29	5.119	09:04:08.881
3 -	32.923	90.8	18.703	119.8	27.872	76.4	IN PIT		2:11.680	P 66.52	31.628	09:06:20.561
4 -	OUTLAP	92.4	18.630	118.1	27.137	82.2	24.244	116.5	1:43.021	85.02	2.969	09:08:03.582
5 -	31.987	96.5	18.362	119.4	26.685	82.9	24.025	116.5	1:41.059	86.68	1.007	09:09:44.641
6 -	31.726	96.2	18.322	119.6	27.049	81.6	23.916	117.1	1:41.013	86.71	0.961	09:11:25.654
7 -	31.515	97.3	18.279	119.1	26.682	82.1	24.372	116.5	1:40.848	86.86	0.796	09:13:06.502
8 -	31.970	96.1	18.322	120.2	26.541	84.7	23.962	116.3	1:40.795	86.90	0.743	09:14:47.297
9 -	31.334	96.2	18.318	118.5	26.408	85.2	24.057	115.3	1:40.117	(2) 87.49	0.065	09:16:27.414
10 -	31.442	97.2	18.276	118.5	29.768	68.1	IN PIT		7:01.497	P 20.78	5:21.445	09:23:28.911
11 -	OUTLAP	90.0	18.921	118.1	27.391	80.4	24.516	115.5	1:44.108	84.14	4.056	09:25:13.019
12 -	32.513	96.4	18.385	118.7	26.669	84.2	24.083	115.9	1:41.650	86.17	1.598	09:26:54.669
13 -	31.585	96.5	18.318	118.3	26.550	86.0	23.866	116.3	1:40.319	87.31	0.267	09:28:34.988
14 -	31.487	96.5	18.891	118.1	26.447	83.8	23.922	116.9	1:40.747	86.94	0.695	09:30:15.735
15 -	31.543	94.7	19.145	105.6	26.799	84.4	23.565	118.1	1:41.052	86.68	1.000	09:31:56.787
16 -	31.659	97.3	18.220	120.0	26.403	85.0	23.856	116.7	1:40.138	(3) 87.47	0.086	09:33:36.925

Weather / Track : Bright / Dry

Brands Hatch GP
Circuit Length = 2.4332 miles
Start: 09:00 Flag 09:34 End: 09:36

MCRCB BULLETIN TK070

2015 MCE British Superbike Championship - Round 6

2015 HEL British Motostar Championship

QUALIFYING 2 - SECTOR ANALYSIS

SECTOR 1 = FL to I1, SECTOR 2 = I1 to I2 SECTOR 3 = I2 to I3, SECTOR 4 = I3 to FL, DIFF = Difference To Personal Best Lap

17 - 31.592 96.5 18.278 **122.0** 26.231 85.2 23.951 **118.7** 1:40.052 (1) **87.55** 09:35:16.977

P25 87		Jamie EDWARDS				Nykos - Kinpac Racing						
IDEAL LAP TIME : 1:39.788		BEST LAP TIME : 1:40.059				DIFFERENCE : 0.271						
LAP	SECTOR 1	SECTOR 2		SECTOR 3		SECTOR 4		LAP TIME	MPH	DIFF	TIME OF DAY	
1 -	OUTLAP	85.5	19.313	119.4	28.011	76.4	25.134	117.5	1:50.036	79.60	9.977	09:01:55.385
2 -	32.292	96.6	18.848	117.5	26.871	86.7	24.398	117.9	1:42.409	85.53	2.350	09:03:37.794
3 -	31.825	96.2	18.637	117.5	26.713	86.9	24.168	117.7	1:41.343	86.43	1.284	09:05:19.137
4 -	31.679	96.6	18.530	118.1	26.916	88.6	23.847	117.9	1:40.972	86.75	0.913	09:07:00.109
5 -	31.426	95.3	18.757	118.3	26.870	90.1	24.429	118.9	1:41.482	86.31	1.423	09:08:41.591
6 -	31.402	97.2	18.379	120.0	27.115	88.3	24.257	117.7	1:41.153	86.59	1.094	09:10:22.744
7 -	31.442	95.3	18.551	119.4	26.785	87.7	24.065	118.1	1:40.843	86.86	0.784	09:12:03.587
8 -	31.651	97.6	18.515	118.5	26.902	84.9	24.281	117.1	1:41.349	86.43	1.290	09:13:44.936
9 -	31.554	95.5	18.594	117.7	26.962	87.8	IN PIT		10:30.892	P 13.88	8:50.833	09:24:15.828
10 -	OUTLAP	90.6	19.250	118.3	27.377	85.2	24.416	117.5	1:44.881	83.52	4.822	09:26:00.709
11 -	31.741	96.0	18.624	119.1	26.219	93.2	24.143	116.9	1:40.727	86.96	0.668	09:27:41.436
12 -	31.622	95.5	18.502	117.9	26.419	87.4	23.946	116.9	1:40.489	(3) 87.17	0.430	09:29:21.925
13 -	31.520	95.7	18.446	117.5	26.563	87.6	24.060	116.5	1:40.589	87.08	0.530	09:31:02.514
14 -	31.672	95.1	18.419	118.5	26.704	86.0	24.089	115.9	1:40.884	86.83	0.825	09:32:43.398
15 -	31.647	95.1	18.339	118.1	26.573	87.6	23.828	115.5	1:40.387	(2) 87.26	0.328	09:34:23.785
16 -	31.497	96.1	18.374	118.7	26.289	86.4	23.899	117.1	1:40.059	(1) 87.54		09:36:03.844

P26 72		Cameron HORSMAN				EE125 - FAB-Racing						
IDEAL LAP TIME : 1:40.163		BEST LAP TIME : 1:40.453				DIFFERENCE : 0.290						
LAP	SECTOR 1	SECTOR 2		SECTOR 3		SECTOR 4		LAP TIME	MPH	DIFF	TIME OF DAY	
1 -	OUTLAP	82.7	18.658	122.0	28.471	78.6	23.957	124.9	1:48.612	80.65	8.159	09:01:52.599
2 -	32.378	95.5	18.114	119.6	27.861	82.1	24.085	123.3	1:42.438	85.51	1.985	09:03:35.037
3 -	32.075	94.7	18.234	124.5	27.490	84.4	24.015	123.3	1:41.814	86.03	1.361	09:05:16.851
4 -	32.245	93.3	18.219	124.7	27.406	85.4	23.753	123.3	1:41.623	86.19	1.170	09:06:58.474
5 -	32.274	92.1	18.350	121.5	27.713	85.4	23.857	122.9	1:42.194	85.71	1.741	09:08:40.668
6 -	31.732	95.8	18.078	124.0	27.561	87.3	24.035	121.7	1:41.406	86.38	0.953	09:10:22.074
7 -	31.829	93.3	18.077	120.4	27.452	87.8	23.855	121.3	1:41.213	86.54	0.760	09:12:03.287
8 -	31.679	98.1	18.158	119.1	27.397	85.5	23.867	121.7	1:41.101	86.64	0.648	09:13:44.388
9 -	31.624	96.5	18.087	116.9	27.279	87.8	23.963	119.6	1:40.953	(3) 86.77	0.500	09:15:25.341
10 -	32.568	91.3	18.522	107.2	28.997	75.3	IN PIT		7:36.437	P 19.19	5:55.984	09:23:01.778
11 -	OUTLAP	90.5	18.341	122.2	27.622	83.9	24.121	122.2	1:44.254	84.02	3.801	09:24:46.032
12 -	32.004	98.3	18.009	123.8	26.869	88.0	23.830	121.5	1:40.712	(2) 86.97	0.259	09:26:26.744
13 -	31.637	99.8	18.011	122.0	27.144	87.3	23.661	121.5	1:40.453	(1) 87.20		09:28:07.197
14 -	31.674	97.8	18.383	121.5	27.211	86.1	23.830	120.0	1:41.098	86.64	0.645	09:29:48.295
15 -	31.643	100.7	18.120	122.6	27.469	81.3	24.081	119.4	1:41.313	86.46	0.860	09:31:29.608
16 -	31.650	97.1	18.135	121.3	27.780	84.7	24.046	119.4	1:41.611	86.20	1.158	09:33:11.219
17 -	32.039	96.0	18.259	120.0	27.348	85.1	23.958	118.7	1:41.604	86.21	1.151	09:34:52.823
18 -	31.717	96.0	18.260	112.7	27.707	84.2	23.817	117.3	1:41.501	86.30	1.048	09:36:34.324

P27 21 M3		Richard KERR				Honda - Bob Wylie Racing						
IDEAL LAP TIME : 1:40.726		BEST LAP TIME : 1:40.967				DIFFERENCE : 0.241						
LAP	SECTOR 1	SECTOR 2		SECTOR 3		SECTOR 4		LAP TIME	MPH	DIFF	TIME OF DAY	
1 -	OUTLAP	94.3	19.615	119.8	27.735	79.1	24.714	116.5	1:47.948	81.14	6.981	09:01:51.517
2 -	32.604	98.3	18.825	119.6	26.860	86.1	24.440	117.9	1:42.729	85.27	1.762	09:03:34.246
3 -	31.739	97.8	18.546	119.6	26.863	79.7	24.294	117.1	1:41.442	(2) 86.35	0.475	09:05:15.688
4 -	33.466	91.8	18.738	121.7	27.415	79.9	24.265	118.3	1:43.884	84.32	2.917	09:06:59.572
5 -	31.812	93.7	18.611	120.9	27.125	84.8	24.162	118.7	1:41.710	(3) 86.12	0.743	09:08:41.282
6 -	31.475	98.5	18.347	121.3	27.001	86.4	24.144	119.6	1:40.967	(1) 86.75		09:10:22.249

P28 99 M3		Miguel CORREIA-LOURENCO				Kalex KTM - Racing Team Noord Nederland						
IDEAL LAP TIME : 1:40.844		BEST LAP TIME : 1:41.227				DIFFERENCE : 0.383						
LAP	SECTOR 1	SECTOR 2		SECTOR 3		SECTOR 4		LAP TIME	MPH	DIFF	TIME OF DAY	
1 -	OUTLAP	82.6	20.247	119.8	29.179	70.1	24.888	119.6	1:50.582	79.21	9.355	09:02:01.006
2 -	32.769	94.3	18.843	122.2	27.367	74.1	24.508	119.4	1:43.487	84.64	2.260	09:03:44.493
3 -	33.006	88.1	18.813	121.1	27.678	74.1	24.293	116.7	1:43.790	84.39	2.563	09:05:28.283

Weather / Track : Bright / Dry

Brands Hatch GP
Circuit Length = 2.4332 miles
Start: 09:00 Flag 09:34 End: 09:36

MCRCB BULLETIN TK070

2015 MCE British Superbike Championship - Round 6

2015 HEL British Motostar Championship

QUALIFYING 2 - SECTOR ANALYSIS

SECTOR 1 = FL to I1, SECTOR 2 = I1 to I2 SECTOR 3 = I2 to I3, SECTOR 4 = I3 to FL, DIFF = Difference To Personal Best Lap

4 -	32.475	92.0	18.722	120.4	27.181	77.4	24.188	118.7	1:42.566	85.40	1.339	09:07:10.849
5 -	31.904	92.9	18.628	121.3	27.131	77.4	24.020	118.7	1:41.683 (3)	86.14	0.456	09:08:52.532
6 -	31.799	95.1	18.375	122.2	27.020	81.3	24.033	116.3	1:41.227 (1)	86.53		09:10:33.759
7 -	32.138	90.0	18.909	120.9	26.701	78.3	24.000	118.3	1:41.748	86.09	0.521	09:12:15.507
8 -	31.840	94.7	18.604	120.9	26.789	78.1	24.178	118.1	1:41.411 (2)	86.37	0.184	09:13:56.918

P29		13 M3		Sam BURMAN				Honda - WNT / Burman Racing					
IDEAL LAP TIME : 1:41.145		BEST LAP TIME : 1:41.296				DIFFERENCE : 0.151							
LAP	SECTOR 1	SECTOR 2	SECTOR 3	SECTOR 4	LAP TIME	MPH	DIFF	TIME OF DAY					
1 -	OUTLAP	83.9	19.938	114.1	29.779	70.7	25.257	120.6	1:51.185	78.78	9.889	09:02:23.931	
2 -		33.377	95.5	18.760	123.8	27.897	80.5	24.638	119.1	1:44.672	83.68	3.376	09:04:08.603
3 -		33.043	97.8	18.548	122.9	27.885	81.2	24.811	118.7	1:44.287	83.99	2.991	09:05:52.890
4 -		34.725	93.4	19.659	121.7	27.586	83.5	24.334	119.1	1:46.304	82.40	5.008	09:07:39.194
5 -		32.390	97.8	18.369	123.8	27.450	83.3	24.503	118.9	1:42.712	85.28	1.416	09:09:21.906
6 -		32.371	96.8	18.454	122.9	27.433	84.9	24.665	117.9	1:42.923	85.11	1.627	09:11:04.829
7 -		32.494	96.6	18.390	121.3	27.976	79.3	24.893	117.9	1:43.753	84.42	2.457	09:12:48.582
8 -		32.444	96.5	18.798	118.5	29.217	77.5	IN PIT		2:49.343	P	1:08.047	09:15:37.925
9 -	OUTLAP	74.8	21.762	110.0	32.164	66.6	IN PIT		6:58.535	P	20.92	5:17.239	09:22:36.460
10 -	OUTLAP	87.6	19.628	120.4	27.967	80.0	24.746	119.6	1:46.865	81.97	5.569	09:24:23.325	
11 -		32.478	97.3	18.366	124.9	27.149	85.5	24.457	115.5	1:42.450	85.50	1.154	09:26:05.775
12 -		34.068	93.3	18.760	120.0	27.816	84.3	24.549	118.3	1:45.193	83.27	3.897	09:27:50.968
13 -		33.020	94.5	18.489	124.5	27.185	84.3	24.371	119.4	1:43.065	84.99	1.769	09:29:34.033
14 -		32.253	97.3	18.431	124.7	27.440	85.1	24.810	119.6	1:42.934	85.10	1.638	09:31:16.967
15 -		32.017	98.1	18.067	122.9	27.500	86.7	24.262	118.5	1:41.846 (3)	86.01	0.550	09:32:58.813
16 -		32.076	98.6	18.169	124.7	27.068	85.5	24.138	119.4	1:41.451 (2)	86.34	0.155	09:34:40.264
17 -	31.917	97.1	18.194	124.5	27.092	85.9	24.093	120.0	1:41.296 (1)	86.47			09:36:21.560

P30		7		Jamie ASHBY				Honda - SP125 / JPA Racing					
IDEAL LAP TIME : 1:42.560		BEST LAP TIME : 1:42.847				DIFFERENCE : 0.287							
LAP	SECTOR 1	SECTOR 2	SECTOR 3	SECTOR 4	LAP TIME	MPH	DIFF	TIME OF DAY					
1 -	OUTLAP	82.8	21.129	99.1	29.916	74.2	26.658	112.7	1:55.050	76.13	12.203	09:02:13.616	
2 -		33.717	92.3	19.427	117.3	27.584	76.2	25.062	115.9	1:45.790	82.80	2.943	09:03:59.406
3 -		33.289	93.7	19.133	118.1	27.393	76.0	25.062	115.3	1:44.877	83.52	2.030	09:05:44.283
4 -		33.343	92.8	19.153	117.5	27.419	77.1	25.044	115.3	1:44.959	83.45	2.112	09:07:29.242
5 -		33.116	94.7	19.008	117.9	27.309	78.2	24.838	115.7	1:44.271	84.01	1.424	09:09:13.513
6 -		32.912	94.9	18.976	117.9	27.085	78.0	24.919	118.3	1:43.892	84.31	1.045	09:10:57.405
7 -		33.082	93.8	18.866	118.3	26.996	80.5	24.629	115.1	1:43.573	84.57	0.726	09:12:40.978
8 -		33.024	94.3	19.010	116.9	26.950	81.3	24.626	115.1	1:43.610	84.54	0.763	09:14:24.588
9 -		32.898	94.1	18.867	117.7	26.930	82.4	25.031	113.5	1:43.726	84.45	0.879	09:16:08.314
10 -		32.890	93.8	18.825	117.3	27.730	67.3	IN PIT		6:23.866	P	4:41.019	09:22:32.180
11 -	OUTLAP	91.0	19.748	116.1	27.515	80.7	24.877	115.1	1:46.771	82.04	3.924	09:24:18.951	
12 -		32.882	94.5	18.841	117.7	26.915	80.0	24.544	117.3	1:43.182	84.89	0.335	09:26:02.133
13 -		32.569	95.4	18.762	118.1	27.080	80.1	24.473	116.9	1:42.884 (3)	85.14	0.037	09:27:45.017
14 -		32.744	94.6	18.820	117.9	26.756	81.6	24.527	115.9	1:42.847 (1)	85.17		09:29:27.864
15 -		32.667	94.3	18.776	118.5	26.908	80.6	24.522	116.1	1:42.873 (2)	85.15	0.026	09:31:10.737
16 -		32.645	93.7	18.787	121.1	27.002	79.7	24.542	118.5	1:42.976	85.06	0.129	09:32:53.713
17 -		33.086	94.6	18.802	119.6	26.922	82.4	24.522	117.5	1:43.332	84.77	0.485	09:34:37.045
18 -		33.061	94.7	18.903	117.5	27.209	78.1	24.786	115.5	1:43.959	84.26	1.112	09:36:21.004

P31		9		David WALES				Honda - TAD Racing						
IDEAL LAP TIME : 1:43.715		BEST LAP TIME : 1:44.206				DIFFERENCE : 0.491								
LAP	SECTOR 1	SECTOR 2	SECTOR 3	SECTOR 4	LAP TIME	MPH	DIFF	TIME OF DAY						
1 -	OUTLAP	82.2	20.717	113.3	31.206	68.5	25.528	115.7	1:56.695	75.06	12.489	09:02:00.934		
2 -		34.736	84.2	19.845	115.1	29.186	74.8	25.350	112.5	1:49.117	80.27	4.911	09:03:50.051	
3 -		34.236	90.5	19.108	115.1	29.202	75.0	25.128	113.7	1:47.674	81.35	3.468	09:05:37.725	
4 -		33.671	90.4	18.983	115.1	28.510	75.7	24.900	112.7	1:46.064	82.59	1.858	09:07:23.789	
5 -		33.852	91.8	19.049	115.1	28.676	73.1	25.946	113.1	1:47.523	81.46	3.317	09:09:11.312	
6 -		33.265	92.4	19.467	114.5	28.398	77.6	IN PIT		2:21.376	P	37.170	09:11:32.688	
7 -	OUTLAP	83.7	19.881	118.1	28.406	80.6	25.236	113.5	1:52.150	78.10	7.944	09:13:24.838		
8 -		33.871	85.3	20.381	113.3	28.160	79.8	25.027	112.2	1:47.439	81.53	3.233	09:15:12.277	
9 -		33.485	90.5	18.967	116.9	28.283	78.4	25.554	111.1	1:46.289	82.41	2.083	09:16:58.566	
10 -		37.312	55.8	26.560	97.6	36.606	60.2	IN PIT		5:44.883	P	25.39	4:00.677	09:22:43.449

Brands Hatch GP

Circuit Length = 2.4332 miles

Start: 09:00 Flag 09:34 End: 09:36

Weather / Track : Bright / Dry

MCRCB BULLETIN TK070

2015 MCE British Superbike Championship - Round 6

2015 HEL British Motostar Championship

QUALIFYING 2 - SECTOR ANALYSIS

		SECTOR 1 = FL to I1,		SECTOR 2 = I1 to I2		SECTOR 3 = I2 to I3,		SECTOR 4 = I3 to FL,		DIFF = Difference To Personal Best Lap		
11 -	OUTLAP	66.5	24.739	100.7	29.572	79.2	25.413	113.1	1:58.862	73.69	14.656	09:24:42.311
12 -	34.734	87.4	19.916	116.1	28.448	77.4	24.729	114.7	1:47.827	81.23	3.621	09:26:30.138
13 -	33.567	88.8	19.203	115.1	28.091	78.6	24.819	113.1	1:45.680	82.89	1.474	09:28:15.818
14 -	33.029	91.0	19.128	113.9	28.276	80.6	24.705	113.5	1:45.138	83.31	0.932	09:30:00.956
15 -	33.154	93.8	18.791	115.5	27.653	81.7	24.608	114.3	1:44.206 (1)	84.06		09:31:45.162
16 -	32.677	91.4	18.777	117.3	28.196	82.4	24.951	112.9	1:44.601 (2)	83.74	0.395	09:33:29.763
17 -	33.194	94.3	18.872	116.1	27.912	80.4	24.717	115.1	1:44.695 (3)	83.67	0.489	09:35:14.458

MCRCB BULLETIN TK071**2015 MCE British Superbike Championship - Round 6****2015 HEL British Motostar Championship****QUALIFYING 2 - BEST SPEEDS**

POS	INTERMEDIATE 1			INTERMEDIATE 2			INTERMEDIATE 3			FINISH LINE		
	NO	NAME	MPH	NO	NAME	MPH	NO	NAME	MPH	NO	NAME	MPH
1	95	DEROUE	106.6	6	TAYLOR	134.2	1	RENDELL	96.0	6	TAYLOR	129.3
2	6	TAYLOR	105.3	27	POLDEN	131.3	95	DEROUE	94.3	26	SAEZ	129.0
3	52	BOERBOOM	104.6	77	PERSSON	130.5	6	TAYLOR	93.4	52	BOERBOOM	128.8
4	26	SAEZ	104.3	47	ARCHER	130.3	86	NESBITT	93.3	95	DEROUE	127.8
5	27	POLDEN	104.0	95	DEROUE	129.8	52	BOERBOOM	93.2	27	POLDEN	127.5
6	62	VAN DER VALK	103.7	26	SAEZ	129.3	87	EDWARDS	93.2	47	ARCHER	127.3
7	86	NESBITT	103.5	52	BOERBOOM	129.3	65	OWENS	92.8	62	VAN DER VALK	125.6
8	77	PERSSON	103.4	42	SLOOTEN	128.3	47	ARCHER	91.9	35	LODGE	125.2
9	35	LODGE	102.4	35	LODGE	127.8	26	SAEZ	91.0	72	HORSMAN	124.9
10	8	TOMS	102.1	25	BROUWERS	126.3	62	VAN DER VALK	90.9	77	PERSSON	124.9
11	47	ARCHER	102.1	2	THOMAS	125.9	98	DE VRIES	90.0	42	SLOOTEN	124.5
12	98	DE VRIES	102.1	62	VAN DER VALK	125.6	25	BROUWERS	89.5	86	NESBITT	124.2
13	1	RENDELL	101.3	86	NESBITT	125.6	35	LODGE	89.5	98	DE VRIES	123.5
14	42	SLOOTEN	101.3	13	BURMAN	124.9	42	SLOOTEN	89.5	70	LONGSHAW	122.9
15	25	BROUWERS	101.0	16	SAWFORD	124.9	44	BEST	89.3	2	THOMAS	122.6
16	44	BEST	100.9	98	DE VRIES	124.9	77	PERSSON	88.7	1	RENDELL	122.2
17	2	THOMAS	100.7	72	HORSMAN	124.7	2	THOMAS	88.3	25	BROUWERS	121.7
18	72	HORSMAN	100.7	1	RENDELL	123.5	72	HORSMAN	88.0	16	SAWFORD	121.5
19	16	SAWFORD	100.1	8	TOMS	122.6	3	CLAYTON	87.4	8	TOMS	121.3
20	3	CLAYTON	98.9	65	OWENS	122.6	27	POLDEN	87.4	44	BEST	121.1
21	13	BURMAN	98.6	70	LONGSHAW	122.2	70	LONGSHAW	87.3	13	BURMAN	120.6
22	21	KERR	98.5	99	CORREIA-LOURENCO	122.2	8	TOMS	87.0	24	RODINK	120.0
23	65	OWENS	98.5	11	CAMPBELL	122.0	17	JONKER	86.9	3	CLAYTON	119.6
24	70	LONGSHAW	98.5	21	KERR	121.7	13	BURMAN	86.8	21	KERR	119.6
25	24	RODINK	97.9	24	RODINK	121.7	21	KERR	86.4	65	OWENS	119.6
26	87	EDWARDS	97.6	44	BEST	121.7	11	CAMPBELL	86.0	99	CORREIA-LOURENCO	119.6
27	17	JONKER	97.5	3	CLAYTON	121.3	24	RODINK	85.7	87	EDWARDS	118.9
28	11	CAMPBELL	97.3	7	ASHBY	121.1	16	SAWFORD	84.7	11	CAMPBELL	118.7
29	7	ASHBY	95.4	87	EDWARDS	120.0	7	ASHBY	82.4	7	ASHBY	118.5
30	99	CORREIA-LOURENCO	95.1	9	WALES	118.1	9	WALES	82.4	17	JONKER	115.9
31	9	WALES	94.3	17	JONKER	115.3	99	CORREIA-LOURENCO	81.3	9	WALES	115.7

Weather / Track : Bright / Dry

Results can be found at www.tsl-timing.com

Brands Hatch GP

Circuit Length = 2.4332 miles

Start: 09:00 Flag 09:34 End: 09:36

Printed - 09:41 Saturday, 18 July 2015

MCRCB BULLETIN TK072

2015 MCE British Superbike Championship - Round 6

2015 HEL British Motostar Championship

QUALIFYING 2 - BEST SECTORS

SECTOR 1				SECTOR 2				SECTOR 3				SECTOR 4				IDEAL / BEST COMPARISON		
POS	NO	NAME	TIME	NO	NAME	TIME	NO	NAME	TIME	NO	NAME	TIME	POS	NO	NAME	IDEAL	BEST	DIFF
															PERFECT LAP	1:33.804		
1	95	DEROUE	29.647	6	TAYLOR	17.033	6	TAYLOR	24.610	6	TAYLOR	22.514	1	6	TAYLOR	1:33.969	1:34.180	0.211
2	86	NESBITT	29.807	95	DEROUE	17.099	95	DEROUE	25.066	47	ARCHER	22.589	2	95	DEROUE	1:34.423	1:34.587	0.164
3	6	TAYLOR	29.812	27	POLDEN	17.159	26	SAEZ	25.102	95	DEROUE	22.611	3	86	NESBITT	1:35.070	1:35.575	0.505
4	26	SAEZ	30.056	77	PERSSON	17.261	47	ARCHER	25.111	52	BOERBOO	22.658	4	47	ARCHER	1:35.146	1:35.351	0.205
5	47	ARCHER	30.175	47	ARCHER	17.271	1	RENDELL	25.121	26	SAEZ	22.764	5	26	SAEZ	1:35.210	1:35.272	0.062
6	1	RENDELL	30.311	26	SAEZ	17.288	86	NESBITT	25.162	27	POLDEN	22.785	6	52	BOERBOOM	1:35.715	1:36.261	0.546
7	52	BOERBOO	30.359	86	NESBITT	17.290	25	BROUWER	25.210	86	NESBITT	22.811	7	1	RENDELL	1:35.901	1:36.105	0.204
8	62	VAN DER	30.422	42	SLOOTEN	17.352	35	LODGE	25.330	1	RENDELL	22.869	8	35	LODGE	1:36.127	1:36.371	0.244
9	25	BROUWER	30.423	52	BOERBOO	17.352	52	BOERBOO	25.346	35	LODGE	22.870	9	27	POLDEN	1:36.142	1:36.786	0.644
10	2	THOMAS	30.485	62	VAN DER	17.369	2	THOMAS	25.564	62	VAN DER	22.875	10	25	BROUWERS	1:36.205	1:36.407	0.202
11	27	POLDEN	30.507	35	LODGE	17.372	65	OWENS	25.573	77	PERSSON	22.895	11	77	PERSSON	1:36.278	1:36.424	0.146
12	77	PERSSON	30.516	25	BROUWER	17.451	77	PERSSON	25.606	25	BROUWER	23.121	12	62	VAN DER VALK	1:36.291	1:36.472	0.181
13	35	LODGE	30.555	1	RENDELL	17.600	62	VAN DER	25.625	42	SLOOTEN	23.184	13	42	SLOOTEN	1:36.809	1:36.816	0.007
14	42	SLOOTEN	30.606	2	THOMAS	17.692	42	SLOOTEN	25.667	2	THOMAS	23.214	14	2	THOMAS	1:36.955	1:37.222	0.267
15	65	OWENS	30.628	8	TOMS	17.705	27	POLDEN	25.691	98	DE VRIE	23.226	15	65	OWENS	1:37.280	1:37.422	0.142
16	98	DE VRIE	30.633	98	DE VRIE	17.795	98	DE VRIE	25.829	65	OWENS	23.247	16	98	DE VRIES	1:37.483	1:37.771	0.288
17	8	TOMS	31.008	65	OWENS	17.832	44	BEST	25.929	44	BEST	23.417	17	44	BEST	1:38.298	1:38.351	0.053
18	44	BEST	31.038	44	BEST	17.914	70	LONGSHA	26.114	8	TOMS	23.455	18	16	SAWFORD	1:39.226	1:39.373	0.147
19	16	SAWFORD	31.282	3	CLAYTON	17.996	16	SAWFORD	26.134	11	CAMPBEL	23.565	19	11	CAMPBELL	1:39.350	1:40.052	0.702
20	70	LONGSHA	31.308	72	HORSMAN	18.009	24	RODINK	26.188	72	HORSMAN	23.661	20	70	LONGSHAW	1:39.447	1:39.897	0.450
21	11	CAMPBEL	31.334	16	SAWFORD	18.063	87	EDWARDS	26.219	16	SAWFORD	23.747	21	8	TOMS	1:39.630	1:39.630	0.000
22	3	CLAYTON	31.371	13	BURMAN	18.067	11	CAMPBEL	26.231	70	LONGSHA	23.786	22	3	CLAYTON	1:39.758	1:39.955	0.197
23	21	KERR	31.375	17	JONKER	18.189	17	JONKER	26.376	24	RODINK	23.817	23	87	EDWARDS	1:39.788	1:40.059	0.271
24	87	EDWARDS	31.402	11	CAMPBEL	18.220	3	CLAYTON	26.435	17	JONKER	23.826	24	24	RODINK	1:39.801	1:39.825	0.024
25	17	JONKER	31.415	70	LONGSHA	18.239	99	CORREIA	26.701	87	EDWARDS	23.828	25	17	JONKER	1:39.806	1:39.869	0.063
26	24	RODINK	31.553	24	RODINK	18.243	7	ASHBY	26.756	3	CLAYTON	23.956	26	72	HORSMAN	1:40.163	1:40.453	0.290
27	72	HORSMAN	31.624	87	EDWARDS	18.339	21	KERR	26.860	99	CORREIA	24.000	27	21	KERR	1:40.726	1:40.967	0.241
28	99	CORREIA	31.768	21	KERR	18.347	72	HORSMAN	26.869	13	BURMAN	24.093	28	99	CORREIA-LOURENCO	1:40.844	1:41.227	0.383
29	13	BURMAN	31.917	99	CORREIA	18.375	13	BURMAN	27.068	21	KERR	24.144	29	13	BURMAN	1:41.145	1:41.296	0.151
30	7	ASHBY	32.569	7	ASHBY	18.762	8	TOMS	27.462	7	ASHBY	24.473	30	7	ASHBY	1:42.560	1:42.847	0.287
31	9	WALES	32.677	9	WALES	18.777	9	WALES	27.653	9	WALES	24.608	31	9	WALES	1:43.715	1:44.206	0.491

Weather / Track : Bright / Dry

Results can be found at www.tsl-timing.com

Brands Hatch GP

Circuit Length = 2.4332 miles

Start: 09:00 Flag 09:34 End: 09:36

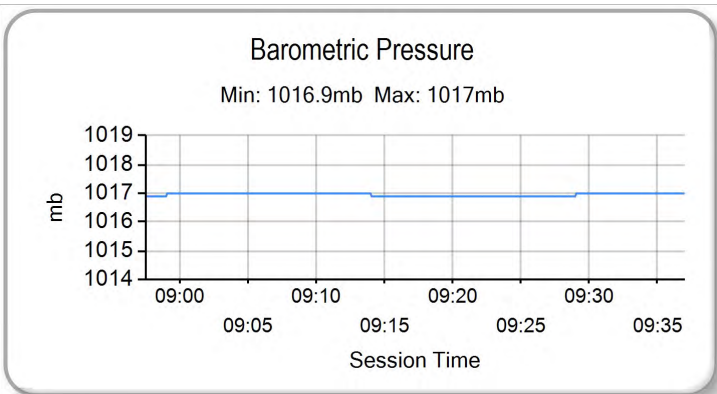
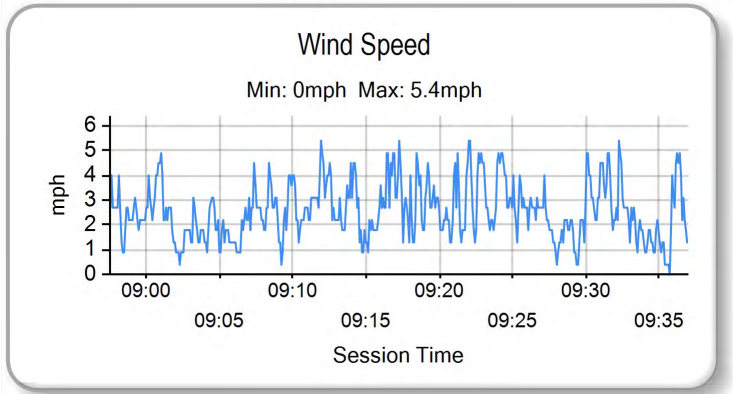
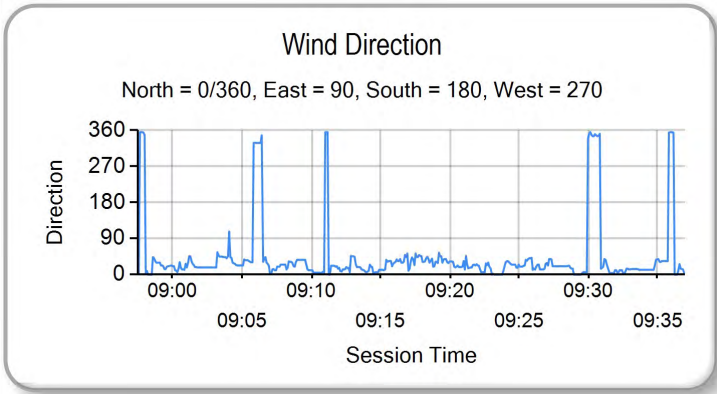
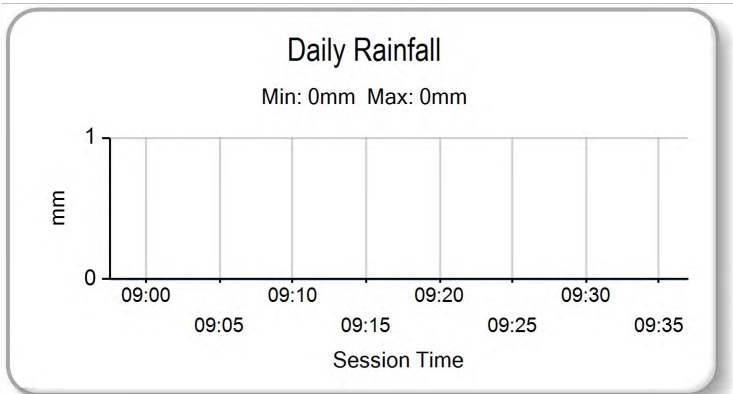
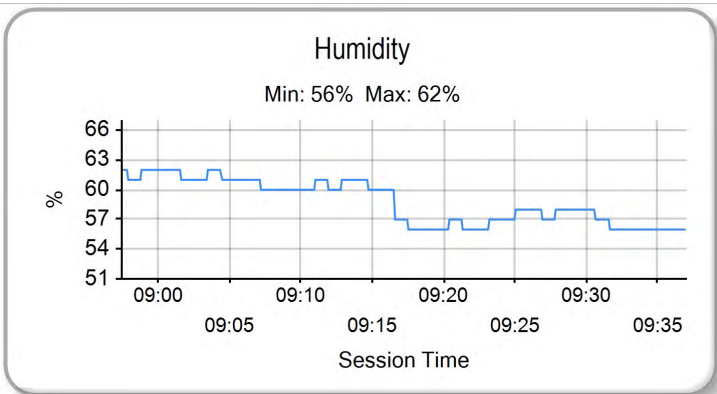
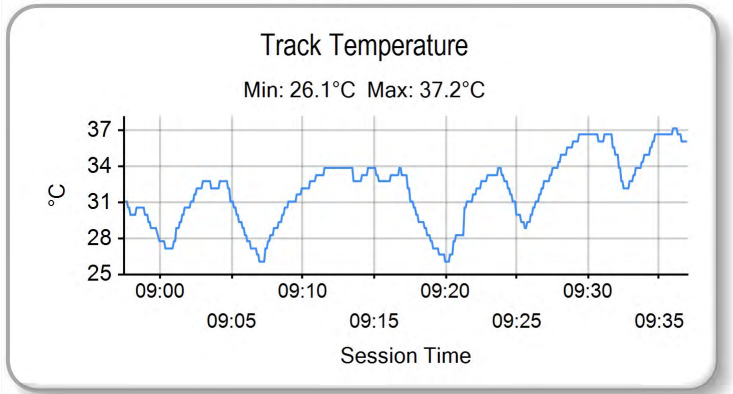
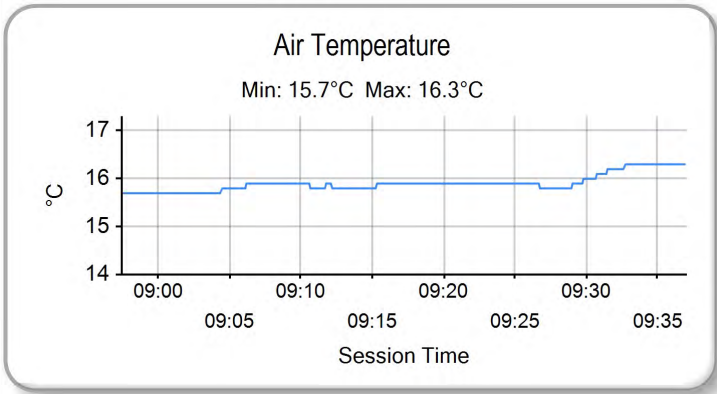
Printed - 09:41 Saturday, 18 July 2015

MCRCB BULLETIN TK073

2015 MCE British Superbike Championship - Round 6

2015 HEL British Motostar Championship

QUALIFYING 2 - WEATHER CONDITIONS



Weather / Track : Bright / Dry

Results can be found at www.tsl-timing.com

Brands Hatch GP
Circuit Length = 2.4332 miles
Start: 09:00 Flag 09:34 End: 09:36

Printed - 09:43 Saturday, 18 July 2015



ROW 11			32	9	1:44.206	David WALES	31	7	1:42.558	Jamie ASHBY				
ROW 10	30	34	1:41.996	Liam DELVES	29	99	1:41.219	Miguel CORREIA-LOURENCO	28	13	1:41.134	Sam BURMAN		
ROW 9			27	87	1:40.059	Jamie EDWARDS	26	11	1:40.052	Stephen CAMPBELL	25	3	1:39.955	Mark CLAYTON
ROW 8	24	72	1:39.928	Cameron HORSMAN	23	17	1:39.869	Wesley JONKER	22	24	1:39.825	Tasia RODINK		
ROW 7			21	8	1:39.630	TJ TOMS	20	21	1:39.481	Richard KERR	19	16	1:39.373	Andrew SAWFORD
ROW 6	18	70	1:38.769	Ryan LONGSHAW	17	44	1:38.351	Edmund BEST	16	98	1:37.771	Tomas DE VRIES		
ROW 5			15	65	1:37.422	Josh OWENS	14	2	1:37.222	Joe THOMAS	13	42	1:36.816	Brian SLOOTEN
ROW 4	12	27	1:36.786	Georgina POLDEN	11	62	1:36.472	Vasco VAN DER VALK	10	25	1:36.407	Mike BROUWERS		
ROW 3			9	35	1:36.371	Elliot LODGE	8	77	1:36.211	Alex PERSSON	7	52	1:35.777	Jorel BOERBOOM
ROW 2	6	47	1:35.351	Jake ARCHER	5	26	1:35.069	Dani SAEZ	4	1	1:34.979	Edward RENDELL		
ROW 1			3	95	1:34.587	Scott DEROUÉ	2	86	1:34.497	Charlie NESBITT	1	6	1:34.180	Taz TAYLOR
													Pole	

Brands Hatch GP
Circuit Length = 2.4332 miles

These results are provisional until the conclusion of any judicial and technical matters.

Race Director :	Stewards :	Timekeeper :
-----------------	------------	--------------

Results can be found at www.britishsuperbike.com

Printed - 09:45 Saturday, 18 July 2015





POS	NO	CL	PIC NAME	ENTRY	LAPS	TIME	GAP	DIFF	MPH	BEST	ON
1	6	M3	1 Taz TAYLOR	KTM - RS Racing	10	15:52.525			91.96	1:33.940	4
2	95	M3	2 Scott DEROUE	KTM - Redline KTM	10	15:57.596	5.071	5.071	91.47	1:34.860	7
3	86	M3	3 Charlie NESBITT	Repli-Cast Moto 3 - Repli-Cast UK	10	15:57.705	5.180	0.109	91.46	1:34.379	3
4	26	M3	4 Dani SAEZ	Repli-Cast Moto 3 - Repli-Cast - Armstrong	10	16:08.279	15.754	10.574	90.46	1:35.373	2
5	52	M3	5 Jorel BOERBOOM	Kalex KTM - FPW Racing	10	16:14.785	22.260	6.506	89.86	1:36.418	2
6	77	M3	6 Alex PERSSON	Kalex KTM - PWR / FPW Racing	10	16:14.912	22.387	0.127	89.85	1:36.413	8
7	47	M3	7 Jake ARCHER	Honda - RS Racing	10	16:14.987	22.462	0.075	89.84	1:35.552	5
8	1	M3	8 Edward RENDELL	Ten Kate Honda - Banks Racing	10	16:15.020	22.495	0.033	89.84	1:35.790	3
9	62	M3	9 Vasco VAN DER VALK	Honda - Team ILR / Vasco62.nl	10	16:15.330	22.805	0.310	89.81	1:36.410	4
10	35	M3	10 Elliot LODGE	Honda - Essential Team Racing / SP125	10	16:15.450	22.925	0.120	89.80	1:36.112	8
11	25	M3	11 Mike BROUWERS	Honda - Joma / Brouwersracingteam	10	16:15.872	23.347	0.422	89.76	1:36.428	3
12	27	M3	12 Georgina POLDEN	KTM - RS Racing	10	16:25.401	32.876	9.529	88.89	1:37.122	3
13	42	M3	13 Brian SLOOTEN	Honda - Bakker Frames Holland	10	16:25.676	33.151	0.275	88.87	1:37.654	3
14	2	M3	14 Joe THOMAS	Honda - Team ILR	10	16:34.736	42.211	9.060	88.06	1:38.304	9
15	44	M3	15 Edmund BEST	Honda - SymCirrus Motorsport	10	16:34.801	42.276	0.065	88.05	1:38.098	10
16	65		1 Josh OWENS	Honda - JPL Racing	10	16:35.043	42.518	0.242	88.03	1:38.115	6
17	98	M3	16 Tomas DE VRIES	Honda - DAT Racing	10	16:39.821	47.296	4.778	87.61	1:38.677	5
18	21	M3	17 Richard KERR	Honda - Bob Wylie Racing	10	16:51.272	58.747	11.451	86.62	1:39.074	5
19	72		2 Cameron HORSMAN	EE125 - FAB-Racing	10	16:52.554	1:00.029	1.282	86.51	1:39.841	3
20	70		3 Ryan LONGSHAW	Honda - RCD Motorsport	10	16:52.611	1:00.086	0.057	86.50	1:39.802	7
21	3		4 Mark CLAYTON	Honda - SP125 / Refined Recruitment	10	16:56.852	1:04.327	4.241	86.14	1:39.911	9
22	11		5 Stephen CAMPBELL	Honda - Campbell Racing	10	16:56.964	1:04.439	0.112	86.13	1:39.747	9
23	24		6 Tasia RODINK	Honda - Promemo Racing	10	16:57.382	1:04.857	0.418	86.10	1:40.349	3
24	16		7 Andrew SAWFORD	Aprilia - St Neots Motorcycle Co Ltd	10	16:57.909	1:05.384	0.527	86.05	1:40.409	9
25	17		8 Wesley JONKER	Luyten Honda - Racing Family	10	17:13.088	1:20.563	15.179	84.79	1:41.478	9
26	34		9 Liam DELVES	Honda - Crucials Sauce / Banks Racing	10	17:13.139	1:20.614	0.051	84.78	1:41.376	10
27	13	M3	18 Sam BURMAN	Honda - WNT / Burman Racing	10	17:24.545	1:32.020	11.406	83.86	1:42.978	6
28	7		10 Jamie ASHBY	Honda - SP125 / JPA Racing	10	17:24.654	1:32.129	0.109	83.85	1:42.868	7
29	9		11 David WALES	Honda - TAD Racing	9	15:58.305	1 Lap	1 Lap	82.26	1:44.530	2

NOT CLASSIFIED

DNF	87		Jamie EDWARDS	Nykos - Kinpac Racing	9	15:16.102	1 Lap		86.05	1:40.266	2
DNF	8	M3	TJ TOMS	Repli-Cast Moto 3 - Repli-Cast - Armstrong	6	10:09.369	4 Laps	3 Laps	86.25	1:39.785	3

FASTEST LAP

	6	M3	Taz TAYLOR	KTM - RS Racing	4	1:33.940			93.24 mph	150.07 kph	
	65		Josh OWENS	Honda - JPL Racing	6	1:38.115			89.28 mph	143.68 kph	

New Lap Record

Brands Hatch GP

Circuit Length = 2.4332 miles

Start: 15:35 Flag 15:51 End: 15:53

Weather / Track : Bright / Dry

These results are provisional until the conclusion of any judicial and technical matters.

Race Director :	Stewards :	Timekeeper :
-----------------	------------	--------------

Results can be found at www.britishsuperbike.com

Printed - 15:53 Saturday, 18 July 2015



MCRCB BULLETIN TK121

2015 MCE British Superbike Championship - Round 6

2015 HEL British Motostar Championship

RACE 2 - LAP CHART

LAP 1 @ 15:37:14.673		
NO	BEHIND	LAP TIME

6		1:40.031
95	1.317	1:41.348
26	1.682	1:41.713
86	1.792	1:41.823
77	2.497	1:42.528
52	2.892	1:42.923
1	3.231	1:43.262
62	3.461	1:43.492
25	4.166	1:44.197
27	4.240	1:44.271
35	4.439	1:44.470
47	4.608	1:44.639
42	4.662	1:44.693
2	5.504	1:45.535
21	6.630	1:46.661
65	6.683	1:46.714
98	6.859	1:46.890
44	7.148	1:47.179
72	8.315	1:48.346
8	8.556	1:48.587
70	9.417	1:49.448
16	9.538	1:49.569
24	9.786	1:49.817
87	10.275	1:50.306
3	10.703	1:50.734
13	11.592	1:51.623
11	11.933	1:51.964
7	13.318	1:53.349
34	13.532	1:53.563
17	13.652	1:53.683
9	14.524	1:54.555

LAP 2 @ 15:38:48.907		
NO	BEHIND	LAP TIME

6		1:34.234
95	2.093	1:35.010
26	2.821	1:35.373
86	2.909	1:35.351
52	5.076	1:36.418
77	5.256	1:36.993
1	6.573	1:37.576
62	6.974	1:37.747
25	7.196	1:37.264
27	7.502	1:37.496
35	7.671	1:37.466
47	8.737	1:38.363
42	8.805	1:38.377
2	9.806	1:38.536
21	11.761	1:39.365
65	11.806	1:39.357
44	12.225	1:39.311
98	12.308	1:39.683
72	14.079	1:39.998
8	14.183	1:39.861
70	15.435	1:40.252
16	16.066	1:40.762
87	16.307	1:40.266
24	16.450	1:40.898
3	17.612	1:41.143
11	19.107	1:41.408
13	21.944	1:44.586
34	22.190	1:42.892

LAP 3 @ 15:40:23.290		
NO	BEHIND	LAP TIME

6		1:34.383
95	2.800	1:35.090
86	2.905	1:34.379
26	4.030	1:35.592
52	7.589	1:36.896
77	7.739	1:36.866
1	7.980	1:35.790
62	9.142	1:36.551
25	9.241	1:36.428
35	10.151	1:36.863
27	10.241	1:37.122
47	10.301	1:35.947
42	12.076	1:37.654
2	14.130	1:38.707
65	16.742	1:39.319
21	17.157	1:39.779
44	17.206	1:39.364
98	17.375	1:39.450
72	19.537	1:39.841
8	19.585	1:39.785
70	21.514	1:40.462
16	22.116	1:40.433
24	22.416	1:40.349
87	22.564	1:40.640
3	24.061	1:40.832
11	25.678	1:40.954
34	31.054	1:43.247
13	31.481	1:43.920
17	31.638	1:42.936
7	32.027	1:43.167
9	35.903	1:45.466

LAP 4 @ 15:41:57.230		
NO	BEHIND	LAP TIME

6		1:33.940
86	4.078	1:35.113
95	4.308	1:35.448
26	5.950	1:35.860
77	11.115	1:37.316
52	11.379	1:37.730
1	11.551	1:37.511
62	11.612	1:36.410
25	11.756	1:36.455
47	13.155	1:36.794
35	13.176	1:36.965
27	14.375	1:38.074
42	15.841	1:37.705
2	19.563	1:39.373
44	21.582	1:38.316
65	21.678	1:38.876
21	22.871	1:39.654
98	23.236	1:39.801
72	25.855	1:40.258
8	25.910	1:40.265
70	27.504	1:39.930
16	28.707	1:40.531
24	28.881	1:40.405
87	29.176	1:40.552

LAP 5 @ 15:43:31.407		
NO	BEHIND	LAP TIME

6		1:34.177
95	5.251	1:35.120
86	5.424	1:35.523
26	7.786	1:36.013
77	13.491	1:36.553
52	13.806	1:36.604
1	14.002	1:36.628
62	14.104	1:36.669
25	14.351	1:36.772
47	14.530	1:35.552
35	16.606	1:37.607
27	18.304	1:38.106
42	19.432	1:37.768
2	24.772	1:39.386
65	26.076	1:38.575
44	26.238	1:38.833
98	27.736	1:38.677
21	27.768	1:39.074
72	31.934	1:40.256
8	32.071	1:40.338
70	33.820	1:40.493
16	35.325	1:40.795
87	35.545	1:40.546
24	35.736	1:41.032
3	37.947	1:41.245
11	38.588	1:40.076
17	47.934	1:42.621
34	48.042	1:42.785
13	49.538	1:43.114
7	50.107	1:43.190
9	58.920	1:45.487

LAP 6 @ 15:45:06.021		
NO	BEHIND	LAP TIME

6		1:34.614
86	5.940	1:35.130
95	6.155	1:35.518
26	9.240	1:36.068
52	16.434	1:37.242
1	16.475	1:37.087
62	16.571	1:37.081
77	16.615	1:37.738
25	16.860	1:37.123
47	16.968	1:37.052
35	18.710	1:36.718
27	21.727	1:38.037
42	22.879	1:38.061
2	29.296	1:39.138
65	29.577	1:38.115
44	30.172	1:38.548
98	32.160	1:39.038
21	32.413	1:39.259
8	37.990	1:40.533
72	38.286	1:40.966

LAP 7 @ 15:46:40.772		
NO	BEHIND	LAP TIME

6		1:34.751
86	6.108	1:34.919
95	6.264	1:34.860
26	11.538	1:37.049
52	18.591	1:36.908
1	18.727	1:37.003
62	18.803	1:36.983
25	19.026	1:36.917
77	19.085	1:37.221
47	19.426	1:37.209
35	20.397	1:36.438
27	25.666	1:38.690
42	25.858	1:37.730
2	33.237	1:38.692
65	33.424	1:38.598
44	33.536	1:38.115
98	37.062	1:39.653
21	37.412	1:39.750
72	43.893	1:40.358
70	44.569	1:39.802
87	48.121	1:41.129
16	48.370	1:40.906
24	48.459	1:40.538
11	50.305	1:40.493
3	50.376	1:40.663
17	1:02.396	1:42.211
34	1:02.784	1:41.999
13	1:06.635	1:43.484
7	1:06.771	1:42.868
9	1:21.137	1:46.147

LAP 8 @ 15:48:16.606		
NO	BEHIND	LAP TIME

6		1:35.834
86	5.515	1:35.241
95	5.588	1:35.158
26	12.295	1:36.591
52	19.571	1:36.814
77	19.664	1:36.413
1	19.797	1:36.904
47	19.882	1:36.290
62	19.947	1:36.978
25	20.157	1:36.965
35	20.675	1:36.112
27	27.543	1:37.711
42	27.888	1:37.864
2	36.099	1:38.696
44	36.505	1:38.803
65	36.568	1:38.978
98	39.988	1:38.760

LAP 9 @ 15:49:51.626		
NO	BEHIND	LAP TIME

6		1:35.020
86	5.429	1:34.934
95	5.537	1:34.969
26	14.173	1:36.898
52	21.166	1:36.615
77	21.345	1:36.701
1	21.443	1:36.666
47	21.489	1:36.627
62	21.863	1:36.936
25	21.896	1:36.759
35	22.247	1:36.592
27	30.373	1:37.850
42	30.705	1:37.837
2	39.383	1:38.304
44	39.719	1:38.234
65	39.818	1:38.270
98	44.034	1:39.066
21	50.462	1:43.050
70	55.006	1:40.822
72	55.061	1:41.194
16	58.623	1:40.409
87	59.118	1:40.610
24	59.423	1:41.120
11	59.627	1:39.747
3	59.668	1:39.911
17	1:14.568	1:41.478
34	1:14.779	1:41.471
13	1:23.466	1:44.053
7	1:23.696	1:44.150

LAP 10 @ 15:51:27.167		
NO	BEHIND	LAP TIME

6		1:35.541
95	5.071	1:35.075
86	5.180	1:35.292
9	1 Lap	1:45.049
26	15.754	1:37.122
52	22.260	1:36.635
77	22.387	1:36.583
47	22.462	1:36.514
1	22.495	1:36.593
62	22.805	1:36.483
35	22.925	1:36.219
25	23.347	1:36.992
27	32.876	1:38.044
42	33.151	1:37.987
2	42.211	1:38.369
44	42.276	1:38.098

Brands Hatch GP

Circuit Length = 2.4332 miles

Start: 15:35 Flag 15:51 End: 15:53

Weather / Track : Bright / Dry

MCRCB BULLETIN TK121

2015 MCE British Superbike Championship - Round 6

2015 HEL British Motostar Championship

RACE 2 - LAP CHART

65	42.518	1:38.241
98	47.296	1:38.803
21	58.747	1:43.826
72	1:00.029	1:40.509
70	1:00.086	1:40.621
3	1:04.327	1:40.200
11	1:04.439	1:40.353
24	1:04.857	1:40.975
16	1:05.384	1:42.302
17	1:20.563	1:41.536
34	1:20.614	1:41.376
13	1:32.020	1:44.095
7	1:32.129	1:43.974

MCRCB BULLETIN TK122

2015 MCE British Superbike Championship - Round 6

2015 HEL British Motostar Championship

RACE 2 - POSITION CHART

No	Name	Lap												
		Pos	1	2	3	4	5	6	7	8	9	10		
6	TAYLOR	1	6	6	6	6	6	6	6	6	6	6	6	6
86	NESBITT	2	95	95	95	86	95	86	86	86	86	86	95	
95	DEROUE	3	26	26	86	95	86	95	95	95	95	86		
1	RENDELL	4	86	86	26	26	26	26	26	26	26	26		
26	SAEZ	5	77	52	52	77	77	52	52	52	52	52		
47	ARCHER	6	52	77	77	52	52	1	1	77	77	77		
52	BOERBOOM	7	1	1	1	1	1	62	62	1	1	47		
77	PERSSON	8	62	62	62	62	62	77	25	47	47	1		
35	LODGE	9	25	25	25	25	25	25	77	62	62	62		
25	BROUWERS	10	27	27	35	47	47	47	47	25	25	35		
62	VAN DER VALK	11	35	35	27	35	35	35	35	35	35	25		
27	POLDEN	12	47	47	47	27	27	27	27	27	27	27		
42	SLOOTEN	13	42	42	42	42	42	42	42	42	42	42		
2	THOMAS	14	2	2	2	2	2	2	2	2	2	2		
65	OWENS	15	21	21	65	44	65	65	65	44	44	44		
98	DE VRIES	16	65	65	21	65	44	44	44	65	65	65		
44	BEST	17	98	44	44	21	98	98	98	98	98	98		
70	LONGSHAW	18	44	98	98	98	21	21	21	21	21	21		
16	SAWFORD	19	72	72	72	72	72	8	72	72	70	72		
21	KERR	20	8	8	8	8	8	72	70	70	72	70		
8	TOMS	21	70	70	70	70	70	70	87	16	16	3		
24	RODINK	22	16	16	16	16	16	87	16	24	87	11		
17	JONKER	23	24	87	24	24	87	16	24	87	24	24		
72	HORSMAN	24	87	24	87	87	24	24	11	3	11	16		
3	CLAYTON	25	3	3	3	3	3	3	3	11	3	17		
11	CAMPBELL	26	13	11	11	11	11	11	17	17	17	34		
87	EDWARDS	27	11	13	34	34	17	17	34	34	34	13		
13	BURMAN	28	7	34	13	17	34	34	13	13	13	7		
34	DELVES	29	34	17	17	13	13	13	7	7	7			
7	ASHBY	30	17	7	7	7	7	7	9	9	9			
9	WALES	31	9	9	9	9	9	9						

Weather / Track : Bright / Dry

Results can be found at www.tsl-timing.com

Brands Hatch GP
 Circuit Length = 2.4332 miles
 Start: 15:35 Flag 15:51 End: 15:53

Printed - 15:54 Saturday, 18 July 2015

MCRCB BULLETIN TK123

2015 MCE British Superbike Championship - Round 6

2015 HEL British Motostar Championship

RACE 2 - SECTOR ANALYSIS

SECTOR 1 = FL to I1, SECTOR 2 = I1 to I2 SECTOR 3 = I2 to I3, SECTOR 4 = I3 to FL, DIFF = Difference To Personal Best Lap

P1		6 M3		Taz TAYLOR		KTM - RS Racing							
IDEAL LAP TIME : 1:33.667		BEST LAP TIME : 1:33.940		DIFFERENCE : 0.273									
LAP	SECTOR 1	SECTOR 2	SECTOR 3	SECTOR 4	LAP TIME	MPH	DIFF	TIME OF DAY					
1 -		103.7	17.329	128.3	24.841	93.2	22.489	126.1	1:40.031	87.57	6.091	15:37:14.673	
2 -	29.891	104.5	17.171	129.8	24.614	93.2	22.558	126.6	1:34.234	(3)	92.95	0.294	15:38:48.907
3 -	30.049	104.2	17.052	129.0	24.732	91.9	22.550	126.3	1:34.383		92.81	0.443	15:40:23.290
4 -	29.637	104.0	17.103	128.5	24.694	91.8	22.506	126.6	1:33.940	(1)	93.24		15:41:57.230
5 -	29.794	104.2	17.024	128.8	24.937	89.9	22.422	127.3	1:34.177	(2)	93.01	0.237	15:43:31.407
6 -	29.607	104.3	17.128	128.5	25.285	89.4	22.594	125.9	1:34.614		92.58	0.674	15:45:06.021
7 -	29.775	105.8	17.184	129.5	25.124	90.1	22.668	125.9	1:34.751		92.45	0.811	15:46:40.772
8 -	30.021	104.5	17.518	128.8	25.554	87.6	22.741	124.7	1:35.834		91.40	1.894	15:48:16.606
9 -	30.241	105.1	17.165	129.3	24.831	93.0	22.783	125.9	1:35.020		92.18	1.080	15:49:51.626
10 -	30.022	103.0	17.395	129.5	25.021	90.0	23.103	119.6	1:35.541		91.68	1.601	15:51:27.167

P2		95 M3		Scott DEROUÉ		KTM - Redline KTM							
IDEAL LAP TIME : 1:34.480		BEST LAP TIME : 1:34.860		DIFFERENCE : 0.380									
LAP	SECTOR 1	SECTOR 2	SECTOR 3	SECTOR 4	LAP TIME	MPH	DIFF	TIME OF DAY					
1 -		104.0	17.448	127.8	24.920	96.4	23.223	126.3	1:41.348	86.43	6.488	15:37:15.990	
2 -	30.092	103.4	17.369	128.5	24.902	90.3	22.647	127.0	1:35.010	(3)	92.19	0.150	15:38:51.000
3 -	30.056	103.7	17.261	128.0	24.763	96.5	23.010	125.9	1:35.090		92.12	0.230	15:40:26.090
4 -	30.147	104.6	17.354	120.9	25.185	87.9	22.762	127.0	1:35.448		91.77	0.588	15:42:01.538
5 -	29.990	104.2	17.259	129.0	25.046	89.0	22.825	127.0	1:35.120		92.09	0.260	15:43:36.658
6 -	30.243	104.6	17.284	128.8	25.331	90.6	22.660	126.8	1:35.518		91.70	0.658	15:45:12.176
7 -	30.121	104.6	17.187	129.8	25.000	91.0	22.552	126.3	1:34.860	(1)	92.34		15:46:47.036
8 -	30.081	105.3	17.373	129.8	25.081	89.0	22.623	127.8	1:35.158		92.05	0.298	15:48:22.194
9 -	30.281	105.8	17.224	130.3	24.924	90.6	22.540	127.3	1:34.969	(2)	92.23	0.109	15:49:57.163
10 -	30.184	104.6	17.330	128.8	24.889	93.2	22.672	125.6	1:35.075		92.13	0.215	15:51:32.238

P3		86 M3		Charlie NESBITT		Repli-Cast Moto 3 - Repli-Cast UK							
IDEAL LAP TIME : 1:34.222		BEST LAP TIME : 1:34.379		DIFFERENCE : 0.157									
LAP	SECTOR 1	SECTOR 2	SECTOR 3	SECTOR 4	LAP TIME	MPH	DIFF	TIME OF DAY					
1 -		100.6	17.568	129.0	25.370	89.3	22.601	125.9	1:41.823	86.02	7.444	15:37:16.465	
2 -	29.976	103.0	17.365	128.0	25.168	89.4	22.842	126.6	1:35.351		91.86	0.972	15:38:51.816
3 -	29.839	101.3	17.323	125.4	24.722	93.7	22.495	125.4	1:34.379	(1)	92.81		15:40:26.195
4 -	29.769	101.0	17.561	123.3	25.167	91.3	22.616	122.2	1:35.113		92.09	0.734	15:42:01.308
5 -	29.902	99.4	17.553	122.4	25.230	91.3	22.838	124.5	1:35.523		91.70	1.144	15:43:36.831
6 -	29.856	101.0	17.407	124.0	25.140	93.0	22.727	121.5	1:35.130		92.08	0.751	15:45:11.961
7 -	29.846	102.1	17.412	124.0	25.055	93.0	22.606	121.3	1:34.919	(2)	92.28	0.540	15:46:46.880
8 -	29.682	102.9	17.768	122.6	25.134	93.3	22.657	121.1	1:35.241		91.97	0.862	15:48:22.121
9 -	29.849	102.6	17.413	123.3	24.989	93.9	22.683	121.7	1:34.934	(3)	92.27	0.555	15:49:57.055
10 -	30.480	102.6	17.463	125.4	24.812	91.8	22.537	125.4	1:35.292		91.92	0.913	15:51:32.347

P4		26 M3		Dani SAEZ		Repli-Cast Moto 3 - Repli-Cast - Armstrong							
IDEAL LAP TIME : 1:35.111		BEST LAP TIME : 1:35.373		DIFFERENCE : 0.262									
LAP	SECTOR 1	SECTOR 2	SECTOR 3	SECTOR 4	LAP TIME	MPH	DIFF	TIME OF DAY					
1 -		102.2	17.579	127.8	25.330	90.4	22.815	126.3	1:41.713	86.12	6.340	15:37:16.355	
2 -	29.957	104.0	17.439	127.8	25.086	91.3	22.891	125.9	1:35.373	(1)	91.84		15:38:51.728
3 -	30.314	104.0	17.349	127.3	25.077	96.0	22.852	125.4	1:35.592	(2)	91.63	0.219	15:40:27.320
4 -	30.300	102.9	17.489	126.1	25.343	89.1	22.728	125.2	1:35.860	(3)	91.38	0.487	15:42:03.180
5 -	30.122	102.6	17.458	126.1	25.561	89.7	22.872	125.6	1:36.013		91.23	0.640	15:43:39.193
6 -	30.012	103.0	17.642	125.9	25.580	89.8	22.834	124.0	1:36.068		91.18	0.695	15:45:15.261
7 -	30.247	102.9	17.887	126.6	25.572	90.6	23.343	122.9	1:37.049		90.26	1.676	15:46:52.310
8 -	30.215	103.5	17.616	126.1	25.629	87.4	23.131	123.5	1:36.591		90.69	1.218	15:48:28.901
9 -	30.383	104.2	17.591	125.9	25.828	88.3	23.096	123.8	1:36.898		90.40	1.525	15:50:05.799
10 -	30.273	103.2	17.595	126.3	25.760	89.1	23.494	114.7	1:37.122		90.19	1.749	15:51:42.921

P5		52 M3		Jorel BOERBOOM		Kalex KTM - FPW Racing						
IDEAL LAP TIME : 1:35.915		BEST LAP TIME : 1:36.418		DIFFERENCE : 0.503								
LAP	SECTOR 1	SECTOR 2	SECTOR 3	SECTOR 4	LAP TIME	MPH	DIFF	TIME OF DAY				

Weather / Track : Bright / Dry

Brands Hatch GP
Circuit Length = 2.4332 miles
Start: 15:35 Flag 15:51 End: 15:53

MCRCB BULLETIN TK123

2015 MCE British Superbike Championship - Round 6

2015 HEL British Motostar Championship

RACE 2 - SECTOR ANALYSIS

SECTOR 1 = FL to I1, SECTOR 2 = I1 to I2 SECTOR 3 = I2 to I3, SECTOR 4 = I3 to FL, DIFF = Difference To Personal Best Lap

1 -	101.0	17.741	128.3	25.651	89.9	22.749	126.6	1:42.923	85.11	6.505	15:37:17.565
2 -	30.679	102.2	17.377	130.3	25.399	93.0	22.963	126.6	1:36.418 (1)	90.85	15:38:53.983
3 -	30.916	102.2	17.401	128.0	25.709	87.4	22.870	126.3	1:36.896	90.40	0.478 15:40:30.879
4 -	30.874	100.6	17.464	129.0	25.904	91.5	23.488	126.1	1:37.730	89.63	1.312 15:42:08.609
5 -	30.680	103.4	17.373	128.5	25.731	87.9	22.820	127.0	1:36.604 (2)	90.67	0.186 15:43:45.213
6 -	30.866	101.0	17.563	127.5	25.661	90.4	23.152	126.1	1:37.242	90.08	0.824 15:45:22.455
7 -	31.058	100.0	17.758	127.0	25.336	91.9	22.756	123.8	1:36.908	90.39	0.490 15:46:59.363
8 -	30.729	102.9	17.550	128.3	25.393	90.8	23.142	124.7	1:36.814	90.48	0.396 15:48:36.177
9 -	30.457	104.2	17.592	127.5	25.453	91.4	23.113	125.4	1:36.615 (3)	90.66	0.197 15:50:12.792
10 -	30.658	102.2	17.484	129.5	25.488	93.2	23.005	125.9	1:36.635	90.64	0.217 15:51:49.427

P6		77 M3		Alex PERSSON		Kalex KTM - PWR / FPW Racing					
IDEAL LAP TIME : 1:35.734		BEST LAP TIME : 1:36.413		DIFFERENCE : 0.679							
LAP	SECTOR 1	SECTOR 2	SECTOR 3	SECTOR 4	LAP TIME	MPH	DIFF	TIME OF DAY			
1 -	101.6	17.554	130.0	25.901	84.7	22.978	124.7	1:42.528	85.43	6.115	15:37:17.170
2 -	30.539	101.2	17.626	127.5	25.721	84.4	23.107	125.6	1:36.993	90.31	0.580 15:38:54.163
3 -	30.789	99.7	17.507	128.5	25.685	84.7	22.885	126.3	1:36.866	90.43	0.453 15:40:31.029
4 -	30.609	101.9	17.588	125.2	26.064	87.2	23.055	123.5	1:37.316	90.01	0.903 15:42:08.345
5 -	30.584	102.2	17.433	125.2	25.716	89.2	22.820	124.7	1:36.553 (2)	90.72	0.140 15:43:44.898
6 -	31.395	100.1	17.848	128.0	25.809	87.2	22.686	127.0	1:37.738	89.62	1.325 15:45:22.636
7 -	30.824	98.2	17.872	123.3	26.014	85.4	22.511	126.8	1:37.221	90.10	0.808 15:46:59.857
8 -	30.411	102.9	17.422	128.3	25.477	87.7	23.103	122.6	1:36.413 (1)	90.85	15:48:36.270
9 -	30.678	103.2	17.610	127.5	25.695	88.8	22.718	124.9	1:36.701	90.58	0.288 15:50:12.971
10 -	30.335	103.0	17.411	126.3	25.810	89.1	23.027	122.2	1:36.583 (3)	90.69	0.170 15:51:49.554

P7		47 M3		Jake ARCHER		Honda - RS Racing					
IDEAL LAP TIME : 1:35.446		BEST LAP TIME : 1:35.552		DIFFERENCE : 0.106							
LAP	SECTOR 1	SECTOR 2	SECTOR 3	SECTOR 4	LAP TIME	MPH	DIFF	TIME OF DAY			
1 -	98.9	17.630	129.5	26.041	83.2	23.000	127.0	1:44.639	83.71	9.087	15:37:19.281
2 -	32.436	93.0	17.676	127.5	25.459	87.1	22.792	126.3	1:38.363	89.05	2.811 15:38:57.644
3 -	30.478	104.0	17.190	129.5	25.299	84.4	22.980	126.6	1:35.947 (2)	91.29	0.395 15:40:33.591
4 -	30.821	101.3	17.549	124.5	25.703	86.0	22.721	126.8	1:36.794	90.49	1.242 15:42:10.385
5 -	30.349	103.0	17.145	129.3	25.405	87.8	22.653	127.5	1:35.552 (1)	91.67	15:43:45.937
6 -	30.655	101.3	17.810	127.3	25.865	86.8	22.722	127.8	1:37.052	90.25	1.500 15:45:22.989
7 -	30.784	97.9	17.674	127.8	26.079	83.1	22.672	127.8	1:37.209	90.11	1.657 15:47:00.198
8 -	30.468	98.9	17.513	130.0	25.563	87.8	22.746	125.2	1:36.290 (3)	90.97	0.738 15:48:36.488
9 -	30.566	101.0	17.562	126.1	25.746	86.1	22.753	125.6	1:36.627	90.65	1.075 15:50:13.115
10 -	30.504	100.7	17.462	129.8	25.626	86.9	22.922	126.3	1:36.514	90.76	0.962 15:51:49.629

P8		1 M3		Edward RENDELL		Ten Kate Honda - Banks Racing					
IDEAL LAP TIME : 1:35.755		BEST LAP TIME : 1:35.790		DIFFERENCE : 0.035							
LAP	SECTOR 1	SECTOR 2	SECTOR 3	SECTOR 4	LAP TIME	MPH	DIFF	TIME OF DAY			
1 -	99.4	18.194	122.9	25.274	90.3	23.000	124.7	1:43.262	84.83	7.472	15:37:17.904
2 -	31.645	100.0	17.802	122.4	25.181	93.3	22.948	122.9	1:37.576	89.77	1.786 15:38:55.480
3 -	30.348	100.1	17.781	123.1	24.995	91.4	22.666	124.9	1:35.790 (1)	91.44	15:40:31.270
4 -	30.594	101.3	17.746	122.6	25.787	88.5	23.384	123.1	1:37.511	89.83	1.721 15:42:08.781
5 -	30.669	101.8	17.761	122.0	25.186	94.3	23.012	125.2	1:36.628 (3)	90.65	0.838 15:43:45.409
6 -	30.792	100.7	17.985	122.6	25.144	96.5	23.166	121.5	1:37.087	90.22	1.297 15:45:22.496
7 -	30.681	100.3	17.878	122.9	25.412	93.7	23.032	119.4	1:37.003	90.30	1.213 15:46:59.499
8 -	30.406	100.6	17.820	121.7	25.598	88.5	23.080	123.3	1:36.904	90.39	1.114 15:48:36.403
9 -	30.484	101.5	17.765	122.6	25.060	95.3	23.357	125.6	1:36.666	90.61	0.876 15:50:13.069
10 -	30.478	102.1	17.814	122.4	25.390	91.8	22.911	123.8	1:36.593 (2)	90.68	0.803 15:51:49.662

P9		62 M3		Vasco VAN DER VALK		Honda - Team ILR / Vasco62.nl					
IDEAL LAP TIME : 1:35.683		BEST LAP TIME : 1:36.410		DIFFERENCE : 0.727							
LAP	SECTOR 1	SECTOR 2	SECTOR 3	SECTOR 4	LAP TIME	MPH	DIFF	TIME OF DAY			
1 -	99.8	17.906	123.3	25.747	93.4	22.785	125.9	1:43.492	84.64	7.082	15:37:18.134
2 -	30.559	102.1	18.712	120.0	25.530	94.2	22.946	124.5	1:37.747	89.61	1.337 15:38:55.881
3 -	30.523	101.9	17.391	125.9	25.379	96.1	23.258	123.1	1:36.551 (3)	90.72	0.141 15:40:32.432
4 -	30.310	101.8	17.479	124.5	25.523	89.4	23.098	123.5	1:36.410 (1)	90.86	15:42:08.842

Weather / Track : Bright / Dry

Brands Hatch GP

Circuit Length = 2.4332 miles

Start: 15:35 Flag 15:51 End: 15:53

MCRCB BULLETIN TK123

2015 MCE British Superbike Championship - Round 6

2015 HEL British Motostar Championship

RACE 2 - SECTOR ANALYSIS

SECTOR 1 = FL to I1, SECTOR 2 = I1 to I2 SECTOR 3 = I2 to I3, SECTOR 4 = I3 to FL, DIFF = Difference To Personal Best Lap

5 -	30.809	102.9	17.566	121.1	25.553	91.3	22.741	125.4	1:36.669	90.61	0.259	15:43:45.511
6 -	30.534	100.6	17.824	124.7	25.898	91.9	22.825	124.5	1:37.081	90.23	0.671	15:45:22.592
7 -	30.811	101.3	17.873	122.9	25.624	92.3	22.675	123.1	1:36.983	90.32	0.573	15:46:59.575
8 -	30.680	102.1	17.651	126.3	25.683	94.6	22.964	120.6	1:36.978	90.32	0.568	15:48:36.553
9 -	30.684	102.7	17.531	125.2	25.950	90.0	22.771	124.9	1:36.936	90.36	0.526	15:50:13.489
10 -	30.238	100.7	17.680	125.4	25.709	92.8	22.856	125.6	1:36.483	(2) 90.79	0.073	15:51:49.972

P10 35 M3 Elliot LODGE		Honda - Essential Team Racing / SP125												
IDEAL LAP TIME : 1:35.747		BEST LAP TIME : 1:36.112				DIFFERENCE : 0.365								
LAP	SECTOR 1	SECTOR 2	SECTOR 3	SECTOR 4	LAP TIME	MPH	DIFF	TIME OF DAY						
1 -		97.1	18.057	126.1	26.061	84.2	23.144	126.1	1:44.470	83.85	8.358	15:37:19.112		
2 -	31.167	101.2	17.644	127.8	25.738	83.9	22.917	125.2	1:37.466	89.87	1.354	15:38:56.578		
3 -	30.963	101.9	17.415	127.5	25.366	90.3	23.119	121.5	1:36.863	90.43	0.751	15:40:33.441		
4 -	30.861	102.2	17.647	124.2	25.580	89.0	22.877	123.8	1:36.965	90.34	0.853	15:42:10.406		
5 -	31.075	102.4	17.596	124.7	25.754	88.3	23.182	122.9	1:37.607	89.74	1.495	15:43:48.013		
6 -	30.658	102.4	17.534	125.6	25.445	90.4	23.081	123.3	1:36.718	90.57	0.606	15:45:24.731		
7 -	30.671	103.2	17.536	126.3	25.367	88.3	22.864	124.0	1:36.438	(3) 90.83	0.326	15:47:01.169		
8 -	30.547	103.4	17.482	126.8	25.251	89.4	22.832	121.5	1:36.112	(1) 91.14		15:48:37.281		
9 -	30.566	102.6	17.428	127.8	25.791	86.4	22.807	125.2	1:36.592	90.68	0.480	15:50:13.873		
10 -	30.376	101.6	17.364	128.8	25.723	89.2	22.756	127.3	1:36.219	(2) 91.04	0.107	15:51:50.092		

P11 25 M3 Mike BROUWERS		Honda - Joma / Brouwersracingteam												
IDEAL LAP TIME : 1:35.641		BEST LAP TIME : 1:36.428				DIFFERENCE : 0.787								
LAP	SECTOR 1	SECTOR 2	SECTOR 3	SECTOR 4	LAP TIME	MPH	DIFF	TIME OF DAY						
1 -		99.2	18.068	124.5	25.780	88.6	23.270	117.5	1:44.197	84.06	7.769	15:37:18.839		
2 -	31.017	98.2	17.828	123.3	25.393	89.9	23.026	122.9	1:37.264	90.06	0.836	15:38:56.103		
3 -	30.579	100.1	17.781	122.6	25.155	91.5	22.913	124.2	1:36.428	(1) 90.84		15:40:32.531		
4 -	30.760	98.6	17.886	122.6	24.925	92.1	22.884	123.5	1:36.455	(2) 90.81	0.027	15:42:08.986		
5 -	31.094	100.0	17.662	123.8	25.192	88.5	22.824	123.3	1:36.772	90.52	0.344	15:43:45.758		
6 -	30.597	100.4	17.856	122.4	25.860	88.5	22.810	124.0	1:37.123	90.19	0.695	15:45:22.881		
7 -	30.811	100.9	17.841	124.2	25.522	90.8	22.743	122.0	1:36.917	90.38	0.489	15:46:59.798		
8 -	30.813	101.9	17.781	125.6	25.577	87.0	22.794	122.2	1:36.965	90.34	0.537	15:48:36.763		
9 -	30.823	102.7	17.503	125.6	25.404	83.1	23.029	122.2	1:36.759	(3) 90.53	0.331	15:50:13.522		
10 -	30.470	101.2	17.553	126.8	26.127	92.0	22.842	122.9	1:36.992	90.31	0.564	15:51:50.514		

P12 27 M3 Georgina POLDEN		KTM - RS Racing												
IDEAL LAP TIME : 1:36.698		BEST LAP TIME : 1:37.122				DIFFERENCE : 0.424								
LAP	SECTOR 1	SECTOR 2	SECTOR 3	SECTOR 4	LAP TIME	MPH	DIFF	TIME OF DAY						
1 -		98.9	17.951	125.4	26.046	85.1	23.041	128.8	1:44.271	84.01	7.149	15:37:18.913		
2 -	31.146	100.1	17.598	130.5	25.866	86.2	22.886	127.5	1:37.496	(2) 89.84	0.374	15:38:56.409		
3 -	30.902	102.6	17.428	129.3	25.582	85.9	23.210	126.1	1:37.122	(1) 90.19		15:40:33.531		
4 -	31.303	103.8	17.578	128.8	26.054	85.0	23.139	125.9	1:38.074	89.31	0.952	15:42:11.605		
5 -	31.187	102.7	17.651	128.8	26.134	86.2	23.134	125.9	1:38.106	89.28	0.984	15:43:49.711		
6 -	30.992	103.2	17.674	129.0	26.078	85.9	23.293	125.4	1:38.037	89.35	0.915	15:45:27.748		
7 -	30.939	104.2	17.837	128.8	26.285	82.0	23.629	124.5	1:38.690	88.76	1.568	15:47:06.438		
8 -	30.821	100.7	17.635	128.3	26.151	83.3	23.104	124.7	1:37.711	(3) 89.65	0.589	15:48:44.149		
9 -	30.802	101.6	17.527	128.0	25.992	83.5	23.529	124.7	1:37.850	89.52	0.728	15:50:21.999		
10 -	30.921	100.1	17.709	128.3	25.955	85.9	23.459	124.9	1:38.044	89.34	0.922	15:52:00.043		

P13 42 M3 Brian SLOOTEN		Honda - Bakker Frames Holland												
IDEAL LAP TIME : 1:37.049		BEST LAP TIME : 1:37.654				DIFFERENCE : 0.605								
LAP	SECTOR 1	SECTOR 2	SECTOR 3	SECTOR 4	LAP TIME	MPH	DIFF	TIME OF DAY						
1 -		99.7	17.966	127.8	26.053	85.5	23.206	125.2	1:44.693	83.67	7.039	15:37:19.335		
2 -	31.450	99.8	17.747	126.3	26.011	88.8	23.169	122.4	1:38.377	89.04	0.723	15:38:57.712		
3 -	30.987	101.2	17.625	124.9	25.856	89.1	23.186	122.6	1:37.654	(1) 89.70		15:40:35.366		
4 -	30.974	101.0	17.627	124.7	25.984	89.8	23.120	122.4	1:37.705	(2) 89.65	0.051	15:42:13.071		
5 -	31.192	100.6	17.611	124.2	25.835	89.8	23.130	123.1	1:37.768	89.59	0.114	15:43:50.839		
6 -	31.245	101.2	17.637	124.2	25.992	90.9	23.187	121.5	1:38.061	89.33	0.407	15:45:28.900		
7 -	31.053	102.2	17.651	125.2	25.989	90.9	23.037	124.2	1:37.730	(3) 89.63	0.076	15:47:06.630		
8 -	30.916	102.2	17.613	127.0	26.004	84.3	23.331	123.1	1:37.864	89.51	0.210	15:48:44.494		

Weather / Track : Bright / Dry

Brands Hatch GP
Circuit Length = 2.4332 miles
Start: 15:35 Flag 15:51 End: 15:53

MCRCB BULLETIN TK123

2015 MCE British Superbike Championship - Round 6

2015 HEL British Motostar Championship

RACE 2 - SECTOR ANALYSIS

SECTOR 1 = FL to I1, SECTOR 2 = I1 to I2 SECTOR 3 = I2 to I3, SECTOR 4 = I3 to FL, DIFF = Difference To Personal Best Lap

9 -	30.756	102.2	17.657	125.6	25.711	89.3	23.713	121.5	1:37.837	89.53	0.183	15:50:22.331
10 -	30.690	102.1	17.806	126.8	25.847	87.4	23.644	120.0	1:37.987	89.39	0.333	15:52:00.318

P14		2 M3		Joe THOMAS		Honda - Team ILR							
IDEAL LAP TIME : 1:38.009		BEST LAP TIME : 1:38.304		DIFFERENCE : 0.295									
LAP	SECTOR 1	SECTOR 2	SECTOR 3	SECTOR 4	LAP TIME	MPH	DIFF	TIME OF DAY					
1 -	97.6	18.135	124.2	26.029	85.9	23.318	122.6	1:45.535	83.00	7.231	15:37:20.177		
2 -	31.421	96.2	18.007	124.2	25.799	87.4	23.309	122.0	1:38.536	(3)	88.89	0.232	15:38:58.713
3 -	31.387	98.1	17.937	121.7	25.922	90.8	23.461	120.4	1:38.707	88.74	0.403	15:40:37.420	
4 -	31.617	98.2	18.100	121.1	26.111	83.4	23.545	120.0	1:39.373	88.15	1.069	15:42:16.793	
5 -	31.520	96.6	18.125	120.2	26.128	85.4	23.613	120.4	1:39.386	88.13	1.082	15:43:56.179	
6 -	31.414	97.9	18.044	121.3	26.148	86.4	23.532	119.1	1:39.138	88.36	0.834	15:45:35.317	
7 -	31.204	99.4	17.981	120.4	26.021	87.6	23.486	118.7	1:38.692	88.75	0.388	15:47:14.009	
8 -	31.285	99.7	17.972	120.6	25.980	86.7	23.459	119.4	1:38.696	88.75	0.392	15:48:52.705	
9 -	30.964	99.8	18.001	120.4	25.845	85.9	23.494	119.8	1:38.304	(1)	89.10		15:50:31.009
10 -	31.092	96.2	17.969	124.7	25.841	85.8	23.467	120.4	1:38.369	(2)	89.05	0.065	15:52:09.378

P15		44 M3		Edmund BEST		Honda - SymCirrus Motorsport							
IDEAL LAP TIME : 1:37.608		BEST LAP TIME : 1:38.098		DIFFERENCE : 0.490									
LAP	SECTOR 1	SECTOR 2	SECTOR 3	SECTOR 4	LAP TIME	MPH	DIFF	TIME OF DAY					
1 -	96.6	18.278	124.7	26.300	88.1	23.432	122.0	1:47.179	81.73	9.081	15:37:21.821		
2 -	31.712	99.4	18.063	123.5	26.140	87.4	23.396	121.1	1:39.311	88.20	1.213	15:39:01.132	
3 -	31.015	100.3	18.270	122.6	26.460	87.3	23.619	122.2	1:39.364	88.15	1.266	15:40:40.496	
4 -	30.994	99.8	17.776	122.2	26.155	89.0	23.391	118.3	1:38.316	89.09	0.218	15:42:18.812	
5 -	31.090	99.7	17.769	122.0	26.467	89.0	23.507	120.4	1:38.833	88.63	0.735	15:43:57.645	
6 -	31.231	99.7	17.799	124.0	26.131	89.8	23.387	119.8	1:38.548	88.88	0.450	15:45:36.193	
7 -	30.825	101.6	17.750	124.0	26.248	84.6	23.292	121.1	1:38.115	(2)	89.28	0.017	15:47:14.308
8 -	31.567	100.4	17.867	123.8	25.987	91.8	23.382	119.1	1:38.803	88.65	0.705	15:48:53.111	
9 -	31.066	101.9	17.844	122.9	25.764	89.2	23.560	119.6	1:38.234	(3)	89.17	0.136	15:50:31.345
10 -	30.802	100.7	17.909	121.3	26.014	90.5	23.373	121.5	1:38.098	(1)	89.29		15:52:09.443

P16		65		Josh OWENS		Honda - JPL Racing							
IDEAL LAP TIME : 1:37.771		BEST LAP TIME : 1:38.115		DIFFERENCE : 0.344									
LAP	SECTOR 1	SECTOR 2	SECTOR 3	SECTOR 4	LAP TIME	MPH	DIFF	TIME OF DAY					
1 -	97.3	18.189	121.1	26.044	83.8	23.774	119.4	1:46.714	82.08	8.599	15:37:21.356		
2 -	31.330	98.6	18.358	119.8	26.009	81.8	23.660	121.5	1:39.357	88.16	1.242	15:39:00.713	
3 -	31.275	98.3	18.317	118.7	26.247	89.5	23.480	118.1	1:39.319	88.19	1.204	15:40:40.032	
4 -	31.203	96.9	18.169	118.3	26.222	84.0	23.282	120.0	1:38.876	88.59	0.761	15:42:18.908	
5 -	31.111	98.9	17.899	120.9	26.112	88.6	23.453	118.7	1:38.575	88.86	0.460	15:43:57.483	
6 -	31.036	97.6	18.014	119.6	25.801	88.5	23.264	118.9	1:38.115	(1)	89.28		15:45:35.598
7 -	31.137	98.9	17.850	120.6	26.111	85.0	23.500	117.7	1:38.598	88.84	0.483	15:47:14.196	
8 -	31.520	98.6	18.028	119.1	26.163	85.9	23.267	121.5	1:38.978	88.50	0.863	15:48:53.174	
9 -	30.856	99.5	18.096	119.1	25.896	87.8	23.422	118.9	1:38.270	(3)	89.14	0.155	15:50:31.444
10 -	30.893	98.9	17.942	122.2	25.875	87.0	23.531	119.4	1:38.241	(2)	89.16	0.126	15:52:09.685

P17		98 M3		Tomas DE VRIES		Honda - DAT Racing							
IDEAL LAP TIME : 1:38.281		BEST LAP TIME : 1:38.677		DIFFERENCE : 0.396									
LAP	SECTOR 1	SECTOR 2	SECTOR 3	SECTOR 4	LAP TIME	MPH	DIFF	TIME OF DAY					
1 -	98.9	18.363	122.6	26.041	87.3	23.501	124.0	1:46.890	81.95	8.213	15:37:21.532		
2 -	31.937	98.1	18.207	123.3	26.242	86.7	23.297	124.5	1:39.683	87.87	1.006	15:39:01.215	
3 -	31.514	99.5	18.144	122.9	26.195	86.5	23.597	124.0	1:39.450	88.08	0.773	15:40:40.665	
4 -	31.962	98.9	18.077	124.2	26.021	88.1	23.741	121.7	1:39.801	87.77	1.124	15:42:20.466	
5 -	31.480	98.2	17.991	124.2	25.914	87.7	23.292	123.3	1:38.677	(1)	88.77		15:43:59.143
6 -	31.230	101.0	18.059	124.7	26.092	90.0	23.657	120.6	1:39.038	88.44	0.361	15:45:38.181	
7 -	31.665	100.4	18.167	122.6	26.285	85.2	23.536	120.6	1:39.653	87.90	0.976	15:47:17.834	
8 -	31.184	101.2	18.054	122.9	26.075	88.4	23.447	120.6	1:38.760	(2)	88.69	0.083	15:48:56.594
9 -	31.160	101.3	18.015	122.9	26.109	88.1	23.782	119.8	1:39.066	88.42	0.389	15:50:35.660	
10 -	31.351	100.6	17.915	123.1	26.023	89.0	23.514	121.3	1:38.803	(3)	88.65	0.126	15:52:14.463

Weather / Track : Bright / Dry

Brands Hatch GP
Circuit Length = 2.4332 miles
Start: 15:35 Flag 15:51 End: 15:53

MCRCB BULLETIN TK123

2015 MCE British Superbike Championship - Round 6

2015 HEL British Motostar Championship

RACE 2 - SECTOR ANALYSIS

SECTOR 1 = FL to I1, SECTOR 2 = I1 to I2 SECTOR 3 = I2 to I3, SECTOR 4 = I3 to FL, DIFF = Difference To Personal Best Lap

P18 21 M3 Richard KERR		Honda - Bob Wylie Racing										
IDEAL LAP TIME : 1:38.742		BEST LAP TIME : 1:39.074				DIFFERENCE : 0.332						
LAP	SECTOR 1	SECTOR 2		SECTOR 3		SECTOR 4		LAP TIME	MPH	DIFF	TIME OF DAY	
1 -		97.6	18.506	122.2	25.965	87.6	23.861	120.0	1:46.661	82.12	7.587	15:37:21.303
2 -	31.212	98.2	18.232	121.7	26.114	89.7	23.807	119.8	1:39.365 (3)	88.15	0.291	15:39:00.668
3 -	31.206	97.5	18.406	121.5	26.434	90.4	23.733	120.0	1:39.779	87.79	0.705	15:40:40.447
4 -	31.776	96.6	18.348	120.0	25.953	86.5	23.577	119.4	1:39.654	87.90	0.580	15:42:20.101
5 -	31.140	98.2	18.231	119.6	26.029	86.9	23.674	118.7	1:39.074 (1)	88.41		15:43:59.175
6 -	30.981	98.1	18.330	120.0	26.166	87.9	23.782	119.8	1:39.259 (2)	88.25	0.185	15:45:38.434
7 -	31.781	98.8	18.338	121.1	26.002	83.9	23.629	119.1	1:39.750	87.81	0.676	15:47:18.184
8 -	31.552	97.5	18.644	117.1	26.304	86.7	24.354	113.9	1:40.854	86.85	1.780	15:48:59.038
9 -	32.552	95.5	18.922	113.5	26.876	85.4	24.700	112.4	1:43.050	85.00	3.976	15:50:42.088
10 -	32.494	93.8	18.942	113.5	27.395	83.9	24.995	112.0	1:43.826	84.37	4.752	15:52:25.914

P19 72 Cameron HORSMAN		EE125 - FAB-Racing										
IDEAL LAP TIME : 1:39.580		BEST LAP TIME : 1:39.841				DIFFERENCE : 0.261						
LAP	SECTOR 1	SECTOR 2		SECTOR 3		SECTOR 4		LAP TIME	MPH	DIFF	TIME OF DAY	
1 -		97.5	18.087	127.5	26.928	84.4	23.722	124.5	1:48.346	80.85	8.505	15:37:22.988
2 -	31.648	100.1	17.879	124.0	26.878	85.8	23.593	123.3	1:39.998 (2)	87.60	0.157	15:39:02.986
3 -	31.501	98.8	17.908	123.1	27.026	86.0	23.406	123.1	1:39.841 (1)	87.73		15:40:42.827
4 -	31.717	99.8	17.907	124.5	27.027	84.7	23.607	121.7	1:40.258	87.37	0.417	15:42:23.085
5 -	31.625	98.3	18.010	122.6	26.977	86.7	23.644	121.7	1:40.256 (3)	87.37	0.415	15:44:03.341
6 -	31.981	97.5	17.987	121.1	27.523	82.8	23.475	122.2	1:40.966	86.76	1.125	15:45:44.307
7 -	31.488	100.7	18.173	123.5	27.011	84.8	23.686	120.0	1:40.358	87.28	0.517	15:47:24.665
8 -	31.587	100.1	18.190	120.4	27.212	85.1	23.839	119.8	1:40.828	86.87	0.987	15:49:05.493
9 -	31.681	98.1	18.326	116.5	27.274	87.3	23.913	121.3	1:41.194	86.56	1.353	15:50:46.687
10 -	31.417	95.5	18.217	122.0	26.923	85.4	23.952	120.9	1:40.509	87.15	0.668	15:52:27.196

P20 70 Ryan LONGSHAW		Honda - RCD Motorsport										
IDEAL LAP TIME : 1:39.611		BEST LAP TIME : 1:39.802				DIFFERENCE : 0.191						
LAP	SECTOR 1	SECTOR 2		SECTOR 3		SECTOR 4		LAP TIME	MPH	DIFF	TIME OF DAY	
1 -		96.1	18.859	121.7	27.040	86.5	23.899	120.9	1:49.448	80.03	9.646	15:37:24.090
2 -	31.543	96.6	18.443	120.2	26.315	85.9	23.951	120.4	1:40.252 (3)	87.37	0.450	15:39:04.342
3 -	31.707	96.9	18.413	119.4	26.331	82.5	24.011	119.4	1:40.462	87.19	0.660	15:40:44.804
4 -	31.411	96.9	18.323	119.4	26.276	83.1	23.920	118.9	1:39.930 (2)	87.65	0.128	15:42:24.734
5 -	31.858	97.6	18.482	118.7	26.334	83.6	23.819	119.8	1:40.493	87.16	0.691	15:44:05.227
6 -	31.617	96.8	18.523	119.6	26.301	85.7	23.871	118.5	1:40.312	87.32	0.510	15:45:45.539
7 -	31.307	98.9	18.514	119.4	26.219	82.0	23.762	118.9	1:39.802 (1)	87.77		15:47:25.341
8 -	31.365	98.8	18.349	120.2	26.712	83.7	24.043	120.0	1:40.469	87.18	0.667	15:49:05.810
9 -	31.657	99.4	18.524	120.2	26.549	87.4	24.092	117.5	1:40.822	86.88	1.020	15:50:46.632
10 -	31.369	96.5	18.449	118.9	26.816	89.3	23.987	120.9	1:40.621	87.05	0.819	15:52:27.253

P21 3 Mark CLAYTON		Honda - SP125 / Refined Recruitment										
IDEAL LAP TIME : 1:38.864		BEST LAP TIME : 1:39.911				DIFFERENCE : 1.047						
LAP	SECTOR 1	SECTOR 2		SECTOR 3		SECTOR 4		LAP TIME	MPH	DIFF	TIME OF DAY	
1 -		94.6	18.512	122.0	26.908	86.8	24.486	119.1	1:50.734	79.10	10.823	15:37:25.376
2 -	31.654	96.9	18.337	120.6	26.866	86.0	24.286	118.5	1:41.143	86.60	1.232	15:39:06.519
3 -	31.914	97.6	18.145	121.3	26.638	87.9	24.135	118.1	1:40.832	86.87	0.921	15:40:47.351
4 -	31.708	96.9	18.274	119.4	26.667	87.1	24.109	118.3	1:40.758	86.93	0.847	15:42:28.109
5 -	31.674	97.9	18.376	118.3	26.849	88.1	24.346	117.5	1:41.245	86.52	1.334	15:44:09.354
6 -	31.903	96.9	18.250	119.6	26.859	90.5	24.119	117.7	1:41.131	86.61	1.220	15:45:50.485
7 -	31.815	97.3	18.289	120.0	26.958	85.3	23.601	120.6	1:40.663	87.02	0.752	15:47:31.148
8 -	31.916	98.1	18.016	122.0	26.424	90.8	23.879	118.5	1:40.235 (3)	87.39	0.324	15:49:11.383
9 -	31.246	98.8	18.040	122.2	26.438	84.4	24.187	120.6	1:39.911 (1)	87.67		15:50:51.294
10 -	31.506	98.5	18.055	121.5	26.001	91.5	24.638	117.1	1:40.200 (2)	87.42	0.289	15:52:31.494

P22 11 Stephen CAMPBELL		Honda - Campbell Racing									
IDEAL LAP TIME : 1:39.456		BEST LAP TIME : 1:39.747				DIFFERENCE : 0.291					
LAP	SECTOR 1	SECTOR 2		SECTOR 3		SECTOR 4		LAP TIME	MPH	DIFF	TIME OF DAY

Weather / Track : Bright / Dry

Brands Hatch GP
Circuit Length = 2.4332 miles
Start: 15:35 Flag 15:51 End: 15:53

MCRCB BULLETIN TK123

2015 MCE British Superbike Championship - Round 6

2015 HEL British Motostar Championship

RACE 2 - SECTOR ANALYSIS

SECTOR 1 = FL to I1, SECTOR 2 = I1 to I2 SECTOR 3 = I2 to I3, SECTOR 4 = I3 to FL, DIFF = Difference To Personal Best Lap

1 -	94.2	19.178	117.9	26.623	85.9	24.451	118.9	1:51.964	78.23	12.217	15:37:26.606
2 -	32.547	93.0	18.559	118.3	26.583	83.1	23.719	1:41.408	86.38	1.661	15:39:08.014
3 -	32.183	94.7	18.586	117.3	26.428	83.7	23.757	1:40.954	86.77	1.207	15:40:48.968
4 -	32.028	95.0	18.508	117.9	26.593	83.6	23.822	1:40.951	86.77	1.204	15:42:29.919
5 -	31.725	95.8	18.408	117.9	26.269	84.8	23.674	1:40.076	(2) 87.53	0.329	15:44:09.995
6 -	31.659	96.0	18.259	120.2	26.788	84.2	23.883	1:40.589	87.08	0.842	15:45:50.584
7 -	32.020	97.3	18.266	119.8	26.507	82.8	23.700	1:40.493	87.16	0.746	15:47:31.077
8 -	31.453	96.9	18.551	118.3	26.655	83.4	23.770	1:40.429	87.22	0.682	15:49:11.506
9 -	31.637	98.9	18.135	120.0	26.214	83.9	23.761	1:39.747	(1) 87.82		15:50:51.253
10 -	31.433	97.6	18.461	120.2	26.325	83.8	24.134	1:40.353	(3) 87.29	0.606	15:52:31.606

P23	24	Tasia RODINK					Honda - Promemo Racing				
IDEAL LAP TIME : 1:39.875		BEST LAP TIME : 1:40.349					DIFFERENCE : 0.474				
LAP	SECTOR 1	SECTOR 2	SECTOR 3	SECTOR 4	LAP TIME	MPH	DIFF	TIME OF DAY			
1 -	94.5	18.636	122.4	26.898	77.2	23.813	121.7	1:49.817	79.76	9.468	15:37:24.459
2 -	31.826	97.3	18.635	120.4	26.521	78.3	23.916	1:40.898	86.81	0.549	15:39:05.357
3 -	32.163	96.9	18.355	122.2	26.063	82.7	23.768	121.5	1:40.349	(1) 87.29	15:40:45.706
4 -	31.949	97.3	18.263	122.9	26.308	81.7	23.885	1:40.405	(2) 87.24	0.056	15:42:26.111
5 -	32.002	97.8	18.313	122.6	26.665	82.1	24.052	1:41.032	86.70	0.683	15:44:07.143
6 -	32.074	95.5	18.507	122.9	26.761	83.1	24.208	1:41.550	86.26	1.201	15:45:48.693
7 -	31.781	98.5	18.363	122.6	26.602	82.0	23.792	1:40.538	(3) 87.12	0.189	15:47:29.231
8 -	32.007	98.9	18.326	120.2	26.475	83.0	23.890	1:40.698	86.99	0.349	15:49:09.929
9 -	32.290	97.5	18.286	122.2	26.448	81.4	24.096	1:41.120	86.62	0.771	15:50:51.049
10 -	32.049	98.6	18.363	121.7	26.396	83.1	24.167	1:40.975	86.75	0.626	15:52:32.024

P24	16	Andrew SAWFORD					Aprilia - St Neots Motorcycle Co Ltd				
IDEAL LAP TIME : 1:39.843		BEST LAP TIME : 1:40.409					DIFFERENCE : 0.566				
LAP	SECTOR 1	SECTOR 2	SECTOR 3	SECTOR 4	LAP TIME	MPH	DIFF	TIME OF DAY			
1 -	94.5	18.583	122.0	26.881	81.8	23.811	124.0	1:49.569	79.94	9.160	15:37:24.211
2 -	31.582	95.8	19.038	120.9	26.287	81.7	23.855	1:40.762	86.93	0.353	15:39:04.973
3 -	32.139	96.9	18.413	122.2	26.131	83.8	23.750	1:40.433	(2) 87.22	0.024	15:40:45.406
4 -	31.896	97.1	18.484	121.1	26.259	81.9	23.892	1:40.531	(3) 87.13	0.122	15:42:25.937
5 -	31.910	97.1	18.466	122.4	26.445	83.6	23.974	1:40.795	86.90	0.386	15:44:06.732
6 -	32.339	97.1	18.380	122.9	26.847	81.0	23.938	1:41.504	86.30	1.095	15:45:48.236
7 -	31.965	96.5	18.469	121.7	26.603	80.3	23.869	1:40.906	86.81	0.497	15:47:29.142
8 -	31.713	98.1	18.662	119.4	26.395	81.3	23.928	1:40.698	86.99	0.289	15:49:09.840
9 -	31.736	97.9	18.420	122.0	26.350	83.0	23.903	1:40.409	(1) 87.24		15:50:50.249
10 -	31.844	97.5	18.455	121.5	26.340	84.0	25.663	1:42.302	85.62	1.893	15:52:32.551

P25	17	Wesley JONKER					Luyten Honda - Racing Family				
IDEAL LAP TIME : 1:40.985		BEST LAP TIME : 1:41.478					DIFFERENCE : 0.493				
LAP	SECTOR 1	SECTOR 2	SECTOR 3	SECTOR 4	LAP TIME	MPH	DIFF	TIME OF DAY			
1 -	95.8	20.001	114.3	27.490	81.4	24.427	117.9	1:53.683	77.05	12.205	15:37:28.325
2 -	32.977	95.1	18.883	116.7	27.502	79.3	24.305	1:43.667	84.49	2.189	15:39:11.992
3 -	32.563	96.0	18.622	117.7	27.449	80.7	24.302	1:42.936	85.09	1.458	15:40:54.928
4 -	32.216	96.8	18.444	117.5	26.978	83.2	24.154	1:41.792	86.05	0.314	15:42:36.720
5 -	32.426	96.2	18.803	116.1	27.114	83.9	24.278	1:42.621	85.36	1.143	15:44:19.341
6 -	32.079	97.2	18.521	115.1	26.841	85.5	24.175	1:41.616	86.20	0.138	15:46:00.957
7 -	32.304	95.5	18.971	114.9	26.712	83.8	24.224	1:42.211	85.70	0.733	15:47:43.168
8 -	31.918	97.5	18.633	115.3	26.612	84.8	24.385	1:41.548	(3) 86.26	0.070	15:49:24.716
9 -	31.826	97.8	18.696	115.1	26.648	83.6	24.308	1:41.478	(1) 86.32		15:51:06.194
10 -	31.853	96.8	18.642	114.7	26.561	85.3	24.480	1:41.536	(2) 86.27	0.058	15:52:47.730

P26	34	Liam DELVES					Honda - Crucials Sauce / Banks Racing				
IDEAL LAP TIME : 1:41.193		BEST LAP TIME : 1:41.376					DIFFERENCE : 0.183				
LAP	SECTOR 1	SECTOR 2	SECTOR 3	SECTOR 4	LAP TIME	MPH	DIFF	TIME OF DAY			
1 -	91.0	19.463	118.5	27.408	81.1	24.442	120.0	1:53.563	77.13	12.187	15:37:28.205
2 -	32.737	95.0	18.661	118.7	27.062	80.6	24.432	1:42.892	85.13	1.516	15:39:11.097
3 -	32.864	95.3	18.658	117.1	27.363	81.1	24.362	1:43.247	84.84	1.871	15:40:54.344
4 -	32.368	96.0	18.626	116.3	27.070	84.6	24.256	1:42.320	85.61	0.944	15:42:36.664

Weather / Track : Bright / Dry

Brands Hatch GP
Circuit Length = 2.4332 miles
Start: 15:35 Flag 15:51 End: 15:53

MCRCB BULLETIN TK123

2015 MCE British Superbike Championship - Round 6

2015 HEL British Motostar Championship

RACE 2 - SECTOR ANALYSIS

SECTOR 1 = FL to I1, SECTOR 2 = I1 to I2 SECTOR 3 = I2 to I3, SECTOR 4 = I3 to FL, DIFF = Difference To Personal Best Lap

5 -	32.375	95.4	18.743	116.1	27.429	82.0	24.238	118.7	1:42.785	85.22	1.409	15:44:19.449
6 -	32.387	97.3	18.580	118.3	26.921	82.8	24.220	116.5	1:42.108	85.78	0.732	15:46:01.557
7 -	32.047	96.6	18.897	118.7	26.997	82.8	24.058	117.5	1:41.999	85.88	0.623	15:47:43.556
8 -	31.958	97.6	18.549	118.9	26.787	84.8	24.084	117.9	1:41.378 (2)	86.40	0.002	15:49:24.934
9 -	31.934	97.9	18.540	118.7	26.782	84.4	24.215	118.1	1:41.471 (3)	86.32	0.095	15:51:06.405
10 -	32.049	97.8	18.556	117.9	26.661	85.1	24.110	119.8	1:41.376 (1)	86.40		15:52:47.781

P27	13 M3	Sam BURMAN	Honda - WNT / Burman Racing										
IDEAL LAP TIME : 1:42.596			BEST LAP TIME : 1:42.978				DIFFERENCE : 0.382						

LAP	SECTOR 1	SECTOR 2	SECTOR 3	SECTOR 4	LAP TIME	MPH	DIFF	TIME OF DAY				
1 -	93.0	18.988	124.9	27.467	89.0	24.369	121.5	1:51.623	78.47	8.645	15:37:26.265	
2 -	33.863	97.2	18.532	122.0	27.710	83.0	24.481	119.4	1:44.586	83.75	1.608	15:39:10.851
3 -	33.491	97.3	18.438	121.7	27.655	81.9	24.336	120.4	1:43.920	84.29	0.942	15:40:54.771
4 -	32.990	97.5	18.461	122.2	27.354	85.2	24.255	120.2	1:43.060 (2)	84.99	0.082	15:42:37.831
5 -	32.867	97.5	18.572	121.7	27.471	85.1	24.204	119.6	1:43.114 (3)	84.95	0.136	15:44:20.945
6 -	32.639	98.2	18.399	122.4	27.562	83.2	24.378	118.3	1:42.978 (1)	85.06		15:46:03.923
7 -	32.815	97.2	18.608	122.2	27.530	84.0	24.531	118.3	1:43.484	84.64	0.506	15:47:47.407
8 -	32.916	97.8	18.553	121.1	27.501	83.7	24.662	118.1	1:43.632	84.52	0.654	15:49:31.039
9 -	32.958	96.0	18.615	120.9	27.846	83.7	24.634	118.7	1:44.053	84.18	1.075	15:51:15.092
10 -	33.170	95.3	18.478	121.5	27.733	85.1	24.714	118.1	1:44.095	84.15	1.117	15:52:59.187

P28	7	Jamie ASHBY	Honda - SP125 / JPA Racing										
IDEAL LAP TIME : 1:42.683			BEST LAP TIME : 1:42.868				DIFFERENCE : 0.185						

LAP	SECTOR 1	SECTOR 2	SECTOR 3	SECTOR 4	LAP TIME	MPH	DIFF	TIME OF DAY				
1 -	91.8	19.484	119.4	27.076	79.6	24.946	117.9	1:53.349	77.28	10.481	15:37:27.991	
2 -	33.325	93.8	18.970	119.8	27.275	76.9	24.589	119.8	1:44.159	84.10	1.291	15:39:12.150
3 -	33.139	95.0	18.742	118.7	26.869	79.0	24.417	118.5	1:43.167	84.90	0.299	15:40:55.317
4 -	32.946	95.0	18.744	119.1	26.892	80.7	24.425	118.7	1:43.007 (2)	85.04	0.139	15:42:38.324
5 -	32.918	95.4	18.665	118.7	27.191	78.5	24.416	117.3	1:43.190	84.89	0.322	15:44:21.514
6 -	32.944	95.4	18.791	118.9	26.941	80.3	24.485	115.3	1:43.161 (3)	84.91	0.293	15:46:04.675
7 -	32.803	95.8	18.757	118.9	26.926	81.2	24.382	118.5	1:42.868 (1)	85.15		15:47:47.543
8 -	33.051	97.2	18.793	118.9	27.165	80.9	24.620	118.3	1:43.629	84.53	0.761	15:49:31.172
9 -	33.027	96.6	18.737	118.9	27.713	80.6	24.673	116.7	1:44.150	84.10	1.282	15:51:15.322
10 -	32.767	94.5	18.774	116.5	27.661	83.0	24.772	116.9	1:43.974	84.25	1.106	15:52:59.296

P29	9	David WALES	Honda - TAD Racing										
IDEAL LAP TIME : 1:44.355			BEST LAP TIME : 1:44.530				DIFFERENCE : 0.175						

LAP	SECTOR 1	SECTOR 2	SECTOR 3	SECTOR 4	LAP TIME	MPH	DIFF	TIME OF DAY				
1 -	90.8	19.559	115.1	28.224	79.1	24.610	116.1	1:54.555	76.46	10.025	15:37:29.197	
2 -	33.048	94.7	18.866	115.9	28.032	79.8	24.584	115.3	1:44.530 (1)	83.80		15:39:13.727
3 -	33.230	92.6	19.018	114.1	28.575	78.3	24.643	114.1	1:45.466	83.05	0.936	15:40:59.193
4 -	33.828	91.6	18.848	113.1	28.105	79.2	24.866	113.3	1:45.647	82.91	1.117	15:42:44.840
5 -	33.769	92.5	18.958	112.9	28.277	81.6	24.483	113.7	1:45.487	83.04	0.957	15:44:30.327
6 -	33.256	92.0	18.933	113.5	28.413	80.0	24.833	111.6	1:45.435 (3)	83.08	0.905	15:46:15.762
7 -	33.059	89.2	20.220	113.1	28.035	77.1	24.833	112.0	1:46.147	82.52	1.617	15:48:01.909
8 -	33.498	92.1	19.140	113.9	28.219	80.3	25.132	112.0	1:45.989	82.64	1.459	15:49:47.898
9 -	33.397	92.9	18.810	114.7	28.014	80.1	24.828	111.8	1:45.049 (2)	83.38	0.519	15:51:32.947

P30	87	Jamie EDWARDS	Nykos - Kinpac Racing										
IDEAL LAP TIME : 1:39.563			BEST LAP TIME : 1:40.266				DIFFERENCE : 0.703						

LAP	SECTOR 1	SECTOR 2	SECTOR 3	SECTOR 4	LAP TIME	MPH	DIFF	TIME OF DAY				
1 -	96.0	18.617	120.2	26.449	90.8	24.011	119.6	1:50.306	79.41	10.040	15:37:24.948	
2 -	31.497	97.3	18.609	119.1	26.412	85.1	23.748	120.0	1:40.266 (1)	87.36		15:39:05.214
3 -	32.458	97.1	18.426	120.4	26.240	85.4	23.516	120.9	1:40.640	87.04	0.374	15:40:45.854
4 -	32.006	96.6	18.381	119.8	26.517	84.2	23.648	119.4	1:40.552 (3)	87.11	0.286	15:42:26.406
5 -	31.838	96.0	18.450	120.0	26.472	89.4	23.786	119.8	1:40.546 (2)	87.12	0.280	15:44:06.952
6 -	31.837	96.1	18.531	117.9	26.632	88.1	23.812	116.5	1:40.812	86.89	0.546	15:45:47.764
7 -	32.065	97.1	18.543	117.5	26.677	86.1	23.844	116.3	1:41.129	86.62	0.863	15:47:28.893
8 -	31.732	97.3	18.918	116.9	26.823	86.5	23.768	119.4	1:41.241	86.52	0.975	15:49:10.134
9 -	31.877	97.2	18.310	118.5	26.544	83.9	23.879	116.1	1:40.610	87.06	0.344	15:50:50.744

Brands Hatch GP
 Circuit Length = 2.4332 miles
 Start: 15:35 Flag 15:51 End: 15:53

Weather / Track : Bright / Dry

MCRCB BULLETIN TK123

2015 MCE British Superbike Championship - Round 6

2015 HEL British Motostar Championship

RACE 2 - SECTOR ANALYSIS

SECTOR 1 = FL to I1, SECTOR 2 = I1 to I2 SECTOR 3 = I2 to I3, SECTOR 4 = I3 to FL, DIFF = Difference To Personal Best Lap

P31 8 M3 TJ TOMS			Repli-Cast Moto 3 - Repli-Cast - Armstrong									
IDEAL LAP TIME : 1:39.158			BEST LAP TIME : 1:39.785				DIFFERENCE : 0.627					
LAP	SECTOR 1	SECTOR 2	SECTOR 3	SECTOR 4	LAP TIME	MPH	DIFF	TIME OF DAY				
1 -		94.9	18.782	120.6	27.366	87.8	23.226	123.1	1:48.587	80.67	8.802	15:37:23.229
2 -	31.626	96.5	17.958	120.6	27.115	86.9	23.162	123.5	1:39.861 (2)	87.72	0.076	15:39:03.090
3 -	31.530	97.5	17.904	120.6	27.239	84.6	23.112	123.1	1:39.785 (1)	87.78		15:40:42.875
4 -	31.787	96.4	17.964	117.1	27.136	85.1	23.378	122.2	1:40.265 (3)	87.36	0.480	15:42:23.140
5 -	31.712	94.1	17.933	118.1	27.284	86.1	23.409	121.3	1:40.338	87.30	0.553	15:44:03.478
6 -	31.826	99.5	17.874	121.3	27.408	87.8	23.425	120.0	1:40.533	87.13	0.748	15:45:44.011

MCRCB BULLETIN TK124**2015 MCE British Superbike Championship - Round 6****2015 HEL British Motostar Championship****RACE 2 - BEST SPEEDS**

POS	INTERMEDIATE 1		INTERMEDIATE 2		INTERMEDIATE 3		FINISH LINE		MPH			
	NO	NAME	MPH	NO	NAME	MPH	NO	NAME				
1	6	TAYLOR	105.8	27	POLDEN	130.5	1	RENDELL	96.5	27	POLDEN	128.8
2	95	DEROUE	105.8	52	BOERBOOM	130.3	95	DEROUE	96.5	47	ARCHER	127.8
3	26	SAEZ	104.2	95	DEROUE	130.3	62	VAN DER VALK	96.1	95	DEROUE	127.8
4	27	POLDEN	104.2	47	ARCHER	130.0	26	SAEZ	96.0	6	TAYLOR	127.3
5	52	BOERBOOM	104.2	77	PERSSON	130.0	86	NESBITT	93.9	35	LODGE	127.3
6	47	ARCHER	104.0	6	TAYLOR	129.8	6	TAYLOR	93.2	52	BOERBOOM	127.0
7	35	LODGE	103.4	86	NESBITT	129.0	52	BOERBOOM	93.2	77	PERSSON	127.0
8	77	PERSSON	103.2	35	LODGE	128.8	25	BROUWERS	92.1	86	NESBITT	126.6
9	86	NESBITT	103.0	26	SAEZ	127.8	44	BEST	91.8	26	SAEZ	126.3
10	62	VAN DER VALK	102.9	42	SLOOTEN	127.8	3	CLAYTON	91.5	62	VAN DER VALK	125.9
11	25	BROUWERS	102.7	72	HORSMAN	127.5	42	SLOOTEN	90.9	1	RENDELL	125.6
12	42	SLOOTEN	102.2	25	BROUWERS	126.8	2	THOMAS	90.8	42	SLOOTEN	125.2
13	1	RENDELL	102.1	62	VAN DER VALK	126.3	87	EDWARDS	90.8	72	HORSMAN	124.5
14	8	TOMS	101.9	13	BURMAN	124.9	21	KERR	90.4	98	DE VRIES	124.5
15	44	BEST	101.9	2	THOMAS	124.7	35	LODGE	90.4	25	BROUWERS	124.2
16	98	DE VRIES	101.3	44	BEST	124.7	98	DE VRIES	90.0	16	SAWFORD	124.0
17	72	HORSMAN	100.7	98	DE VRIES	124.7	65	OWENS	89.5	8	TOMS	123.5
18	2	THOMAS	99.8	1	RENDELL	123.1	70	LONGSHAW	89.3	2	THOMAS	122.6
19	65	OWENS	99.5	16	SAWFORD	122.9	77	PERSSON	89.2	44	BEST	122.2
20	70	LONGSHAW	99.4	24	RODINK	122.9	13	BURMAN	89.0	24	RODINK	121.7
21	11	CAMPBELL	98.9	3	CLAYTON	122.2	8	TOMS	87.8	13	BURMAN	121.5
22	24	RODINK	98.9	21	KERR	122.2	47	ARCHER	87.8	65	OWENS	121.5
23	3	CLAYTON	98.8	65	OWENS	122.2	72	HORSMAN	87.3	70	LONGSHAW	120.9
24	21	KERR	98.8	70	LONGSHAW	121.7	27	POLDEN	86.2	87	EDWARDS	120.9
25	13	BURMAN	98.2	8	TOMS	121.3	11	CAMPBELL	85.9	3	CLAYTON	120.6
26	16	SAWFORD	98.1	87	EDWARDS	120.4	17	JONKER	85.5	21	KERR	120.0
27	34	DELVES	97.9	11	CAMPBELL	120.2	34	DELVES	85.1	34	DELVES	120.0
28	17	JONKER	97.8	7	ASHBY	119.8	16	SAWFORD	84.0	7	ASHBY	119.8
29	87	EDWARDS	97.3	34	DELVES	118.9	24	RODINK	83.1	11	CAMPBELL	118.9
30	7	ASHBY	97.2	17	JONKER	117.7	7	ASHBY	83.0	17	JONKER	117.9
31	9	WALES	94.7	9	WALES	115.9	9	WALES	81.6	9	WALES	116.1

Weather / Track : Bright / Dry

Results can be found at www.tsl-timing.com

Brands Hatch GP

Circuit Length = 2.4332 miles

Start: 15:35 Flag 15:51 End: 15:53

Printed - 15:56 Saturday, 18 July 2015

MCRCB BULLETIN TK125

2015 MCE British Superbike Championship - Round 6

2015 HEL British Motostar Championship

RACE 2 - BEST SECTORS

SECTOR 1				SECTOR 2				SECTOR 3				SECTOR 4				IDEAL / BEST COMPARISON			
POS	NO	NAME	TIME	NO	NAME	TIME	NO	NAME	TIME	NO	NAME	TIME	POS	NO	NAME	IDEAL	BEST	DIFF	
															PERFECT LAP	1:33.667			
1	6	TAYLOR	29.607	6	TAYLOR	17.024	6	TAYLOR	24.614	6	TAYLOR	22.422	1	6	TAYLOR	1:33.667	1:33.940	0.273	
2	86	NESBITT	29.682	47	ARCHER	17.145	86	NESBITT	24.722	86	NESBITT	22.495	2	86	NESBITT	1:34.222	1:34.379	0.157	
3	26	SAEZ	29.957	95	DEROUE	17.187	95	DEROUE	24.763	77	PERSSON	22.511	3	95	DEROUE	1:34.480	1:34.860	0.380	
4	95	DEROUE	29.990	86	NESBITT	17.323	25	BROUWER	24.925	95	DEROUE	22.540	4	26	SAEZ	1:35.111	1:35.373	0.262	
5	62	VAN DER	30.238	26	SAEZ	17.349	1	RENDELL	24.995	47	ARCHER	22.653	5	47	ARCHER	1:35.446	1:35.552	0.106	
6	77	PERSSON	30.335	35	LODGE	17.364	26	SAEZ	25.077	1	RENDELL	22.666	6	25	BROUWERS	1:35.641	1:36.428	0.787	
7	1	RENDELL	30.348	52	BOERBOO	17.373	35	LODGE	25.251	62	VAN DER	22.675	7	62	VAN DER VALK	1:35.683	1:36.410	0.727	
8	47	ARCHER	30.349	62	VAN DER	17.391	47	ARCHER	25.299	26	SAEZ	22.728	8	77	PERSSON	1:35.734	1:36.413	0.679	
9	35	LODGE	30.376	77	PERSSON	17.411	52	BOERBOO	25.336	25	BROUWER	22.743	9	35	LODGE	1:35.747	1:36.112	0.365	
10	52	BOERBOO	30.457	27	POLDEN	17.428	62	VAN DER	25.379	52	BOERBOO	22.749	10	1	RENDELL	1:35.755	1:35.790	0.035	
11	25	BROUWER	30.470	25	BROUWER	17.503	77	PERSSON	25.477	35	LODGE	22.756	11	52	BOERBOOM	1:35.915	1:36.418	0.503	
12	42	SLOOTEN	30.690	42	SLOOTEN	17.611	27	POLDEN	25.582	27	POLDEN	22.886	12	27	POLDEN	1:36.698	1:37.122	0.424	
13	27	POLDEN	30.802	1	RENDELL	17.746	42	SLOOTEN	25.711	42	SLOOTEN	23.037	13	42	SLOOTEN	1:37.049	1:37.654	0.605	
14	44	BEST	30.802	44	BEST	17.750	44	BEST	25.764	8	TOMS	23.112	14	44	BEST	1:37.608	1:38.098	0.490	
15	65	OWENS	30.856	65	OWENS	17.850	2	THOMAS	25.799	65	OWENS	23.264	15	65	OWENS	1:37.771	1:38.115	0.344	
16	2	THOMAS	30.964	8	TOMS	17.874	65	OWENS	25.801	44	BEST	23.292	16	2	THOMAS	1:38.009	1:38.304	0.295	
17	21	KERR	30.981	72	HORSMAN	17.879	98	DE VRIE	25.914	98	DE VRIE	23.292	17	98	DE VRIES	1:38.281	1:38.677	0.396	
18	8	TOMS	31.057	98	DE VRIE	17.915	21	KERR	25.953	2	THOMAS	23.309	18	21	KERR	1:38.742	1:39.074	0.332	
19	98	DE VRIE	31.160	2	THOMAS	17.937	3	CLAYTON	26.001	72	HORSMAN	23.406	19	3	CLAYTON	1:38.864	1:39.911	1.047	
20	3	CLAYTON	31.246	3	CLAYTON	18.016	24	RODINK	26.063	87	EDWARDS	23.516	20	8	TOMS	1:39.158	1:39.785	0.627	
21	70	LONGSHA	31.307	11	CAMPBEL	18.135	16	SAWFORD	26.131	21	KERR	23.577	21	11	CAMPBELL	1:39.456	1:39.747	0.291	
22	72	HORSMAN	31.417	21	KERR	18.231	11	CAMPBEL	26.214	3	CLAYTON	23.601	22	87	EDWARDS	1:39.563	1:40.266	0.703	
23	11	CAMPBEL	31.433	24	RODINK	18.263	70	LONGSHA	26.219	11	CAMPBEL	23.674	23	72	HORSMAN	1:39.580	1:39.841	0.261	
24	87	EDWARDS	31.497	87	EDWARDS	18.310	87	EDWARDS	26.240	16	SAWFORD	23.750	24	70	LONGSHAW	1:39.611	1:39.802	0.191	
25	16	SAWFORD	31.582	70	LONGSHA	18.323	17	JONKER	26.561	70	LONGSHA	23.762	25	16	SAWFORD	1:39.843	1:40.409	0.566	
26	24	RODINK	31.781	16	SAWFORD	18.380	34	DELVES	26.661	24	RODINK	23.768	26	24	RODINK	1:39.875	1:40.349	0.474	
27	17	JONKER	31.826	13	BURMAN	18.399	7	ASHBY	26.869	34	DELVES	24.058	27	17	JONKER	1:40.985	1:41.478	0.493	
28	34	DELVES	31.934	17	JONKER	18.444	72	HORSMAN	26.878	17	JONKER	24.154	28	34	DELVES	1:41.193	1:41.376	0.183	
29	13	BURMAN	32.639	34	DELVES	18.540	8	TOMS	27.115	13	BURMAN	24.204	29	13	BURMAN	1:42.596	1:42.978	0.382	
30	7	ASHBY	32.767	7	ASHBY	18.665	13	BURMAN	27.354	7	ASHBY	24.382	30	7	ASHBY	1:42.683	1:42.868	0.185	
31	9	WALES	33.048	9	WALES	18.810	9	WALES	28.014	9	WALES	24.483	31	9	WALES	1:44.355	1:44.530	0.175	

Weather / Track : Bright / Dry

Results can be found at www.tsl-timing.com

Brands Hatch GP

Circuit Length = 2.4332 miles

Start: 15:35 Flag 15:51 End: 15:53

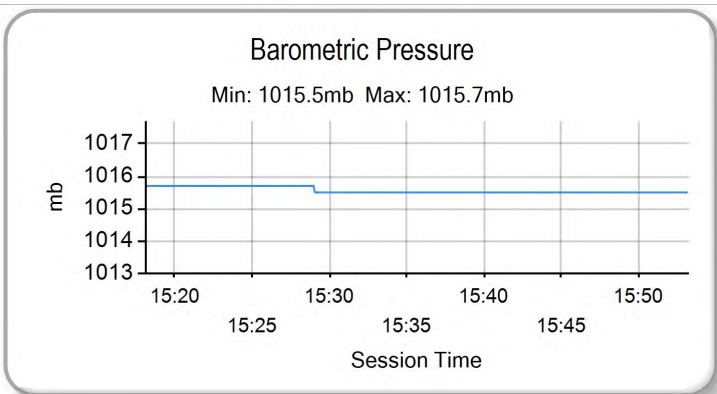
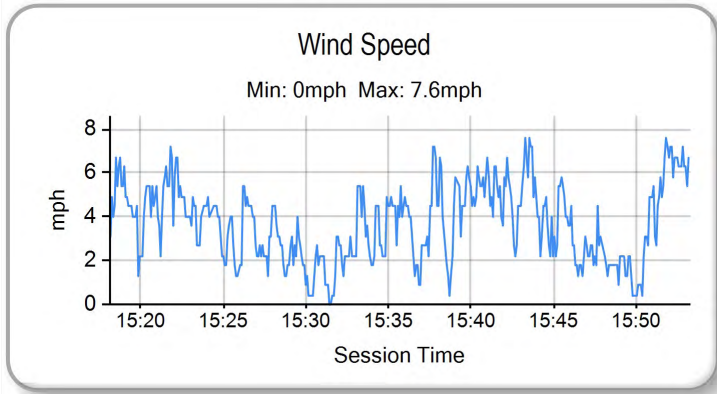
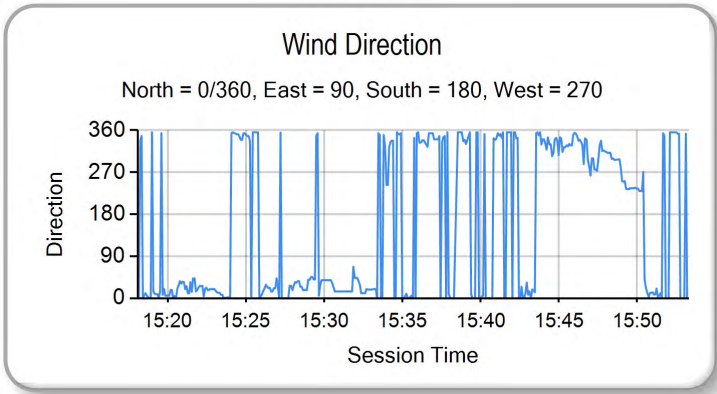
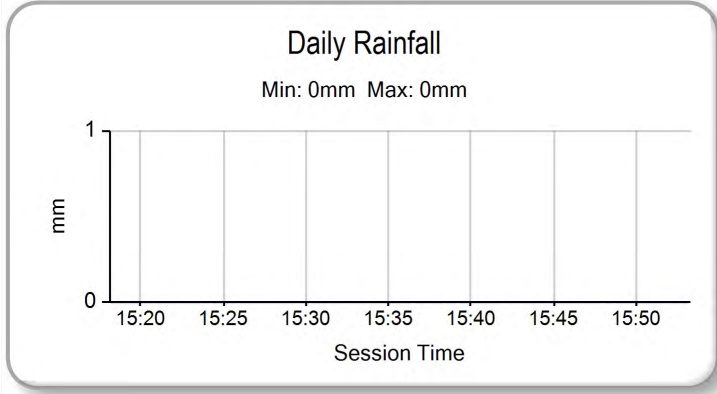
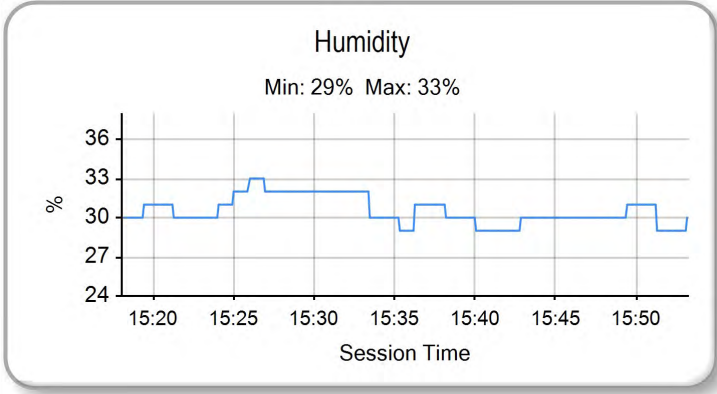
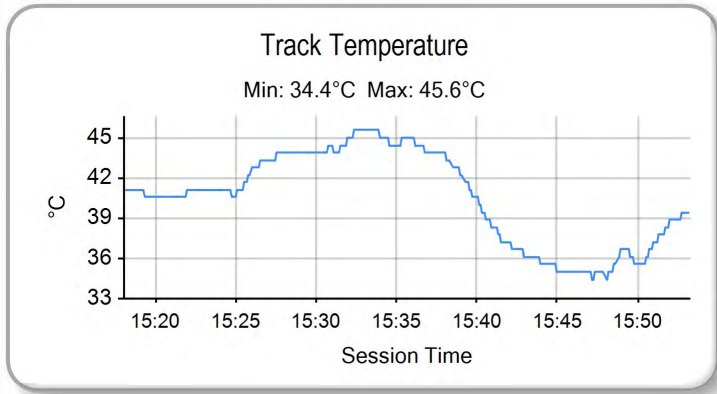
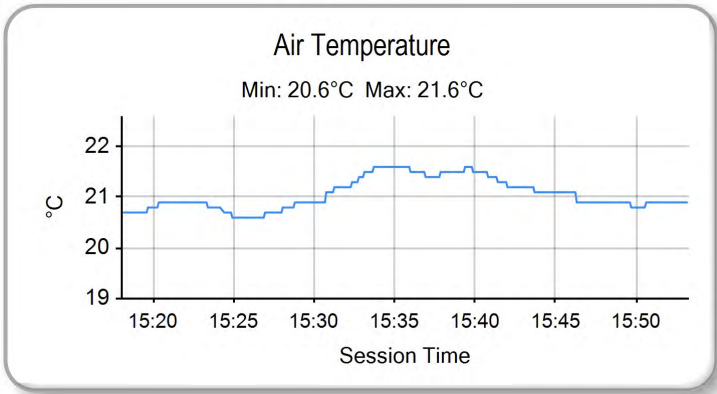
Printed - 15:56 Saturday, 18 July 2015

MCRCB BULLETIN TK126

2015 MCE British Superbike Championship - Round 6

2015 HEL British Motostar Championship

RACE 2 - WEATHER CONDITIONS



Weather / Track : Bright / Dry

Results can be found at www.tsl-timing.com

Brands Hatch GP
Circuit Length = 2.4332 miles
Start: 15:35 Flag 15:51 End: 15:53

Printed - 15:57 Saturday, 18 July 2015



ROW 11			32	99	Miguel CORREIA-LOURENCO	31	9	David WALES	1:44.530				
ROW 10	30	13	Sam BURMAN	1:42.978	29	7	Jamie ASHBY	1:42.868	28	17	Wesley JONKER	1:41.478	
ROW 9		27	34	Liam DELVES	1:41.376	26	16	Andrew SAWFORD	1:40.409	25	24	Tasia RODINK	1:40.349
ROW 8	24	87	Jamie EDWARDS	1:40.266	23	3	Mark CLAYTON	1:39.911	22	72	Cameron HORSMAN	1:39.841	
ROW 7		21	70	Ryan LONGSHAW	1:39.802	20	8	TJ TOMS	1:39.785	19	11	Stephen CAMPBELL	1:39.747
ROW 6	18	21	Richard KERR	1:39.074	17	98	Tomas DE VRIES	1:38.677	16	2	Joe THOMAS	1:38.304	
ROW 5		15	65	Josh OWENS	1:38.115	14	44	Edmund BEST	1:38.098	13	42	Brian SLOOTEN	1:37.654
ROW 4	12	27	Georgina POLDEN	1:37.122	11	25	Mike BROUWERS	1:36.428	10	52	Jorel BOERBOOM	1:36.418	
ROW 3		9	77	Alex PERSSON	1:36.413	8	62	Vasco VAN DER VALK	1:36.410	7	35	Elliot LODGE	1:36.112
ROW 2	6	1	Edward RENDELL	1:35.790	5	47	Jake ARCHER	1:35.552	4	26	Dani SAEZ	1:35.373	
ROW 1		3	95	Scott DEROUÉ	1:34.860	2	86	Charlie NESBITT	1:34.379	1	6	Taz TAYLOR	1:33.940
												Pole	

Brands Hatch GP
Circuit Length = 2.4332 miles

These results are provisional until the conclusion of any judicial and technical matters.

Race Director :	Stewards :	Timekeeper :
-----------------	------------	--------------

Results can be found at www.britishsuperbike.com

Printed - 15:54 Saturday, 18 July 2015





POS	NO	CL	PIC NAME	ENTRY	TIME	ON	LAPS	GAP	DIFF	MPH
1	95	M3	1 Scott DEROUÉ	KTM - Redline KTM	1:34.386	5	5			92.80
2	6	M3	2 Taz TAYLOR	KTM - RS Racing	1:34.604	3	5	0.218	0.218	92.59
3	86	M3	3 Charlie NESBITT	Repli-Cast Moto 3 - Repli-Cast UK	1:35.535	5	5	1.149	0.931	91.69
4	26	M3	4 Dani SAEZ	Repli-Cast Moto 3 - Repli-Cast - Armstrong	1:35.549	4	5	1.163	0.014	91.67
5	1	M3	5 Edward RENDELL	Ten Kate Honda - Banks Racing	1:36.428	5	5	2.042	0.879	90.84
6	52	M3	6 Jorel BOERBOOM	Kalex KTM - FPW Racing	1:36.455	3	5	2.069	0.027	90.81
7	47	M3	7 Jake ARCHER	Honda - RS Racing	1:36.730	5	5	2.344	0.275	90.55
8	35	M3	8 Elliot LODGE	Honda - Essential Team Racing / SP125	1:36.981	5	5	2.595	0.251	90.32
9	27	M3	9 Georgina POLDEN	KTM - RS Racing	1:37.212	5	5	2.826	0.231	90.11
10	77	M3	10 Alex PERSSON	Kalex KTM - PWR / FPW Racing	1:37.221	5	5	2.835	0.009	90.10
11	62	M3	11 Vasco VAN DER VALK	Honda - Team ILR / Vasco62.nl	1:37.707	5	5	3.321	0.486	89.65
12	25	M3	12 Mike BROUWERS	Honda - Joma / Brouwersracingteam	1:37.802	5	5	3.416	0.095	89.56
13	2	M3	13 Joe THOMAS	Honda - Team ILR	1:38.679	5	5	4.293	0.877	88.77
14	42	M3	14 Brian SLOOTEN	Honda - Bakker Frames Holland	1:38.696	5	5	4.310	0.017	88.75
15	65		1 Josh OWENS	Honda - JPL Racing	1:38.820	5	5	4.434	0.124	88.64
16	44	M3	15 Edmund BEST	Honda - SymCirrus Motorsport	1:39.074	5	5	4.688	0.254	88.41
17	70		2 Ryan LONGSHAW	Honda - RCD Motorsport	1:39.466	5	5	5.080	0.392	88.06
18	72		3 Cameron HORSMAN	EE125 - FAB-Racing	1:39.637	4	5	5.251	0.171	87.91
19	8	M3	16 TJ TOMS	Repli-Cast Moto 3 - Repli-Cast - Armstrong	1:39.670	5	5	5.284	0.033	87.88
20	98	M3	17 Tomas DE VRIES	Honda - DAT Racing	1:39.784	5	5	5.398	0.114	87.78
21	24		4 Tasia RODINK	Honda - Promemo Racing	1:39.880	5	5	5.494	0.096	87.70
22	16		5 Andrew SAWFORD	Aprilia - St Neots Motorcycle Co Ltd	1:39.995	5	5	5.609	0.115	87.60
23	21	M3	18 Richard KERR	Honda - Bob Wylie Racing	1:40.034	5	5	5.648	0.039	87.56
24	11		6 Stephen CAMPBELL	Honda - Campbell Racing	1:40.532	4	5	6.146	0.498	87.13
25	17		7 Wesley JONKER	Luyten Honda - Racing Family	1:40.605	4	5	6.219	0.073	87.07
26	3		8 Mark CLAYTON	Honda - SP125 / Refined Recruitment	1:41.591	5	5	7.205	0.986	86.22
27	13	M3	19 Sam BURMAN	Honda - WNT / Burman Racing	1:41.659	4	5	7.273	0.068	86.16
28	34		9 Liam DELVES	Honda - Crucials Sauce / Banks Racing	1:41.747	5	5	7.361	0.088	86.09
29	87		10 Jamie EDWARDS	Nykos - Kinpac Racing	1:42.175	5	5	7.789	0.428	85.73
30	7		11 Jamie ASHBY	Honda - SP125 / JPA Racing	1:43.395	5	5	9.009	1.220	84.72
31	9		12 David WALES	Honda - TAD Racing	1:48.053	4	4	13.667	4.658	81.06
32	99	M3	20 Miguel CORREIA-LOURENCO	Kalex KTM - Racing Team Noord Nederland			0			

Brands Hatch GP

Circuit Length = 2.4332 miles

Start: 10:12 Flag 10:20 End: 10:22

Weather / Track : Sunny / Dry

These results are provisional until the conclusion of any judicial and technical matters.

Race Director :	Stewards :	Timekeeper :
-----------------	------------	--------------

Results can be found at www.britishsuperbike.com

Printed - 10:22 Sunday, 19 July 2015

MCRCB BULLETIN TK189

2015 MCE British Superbike Championship - Round 6

2015 HEL British Motostar Championship

WARM-UP - SECTOR ANALYSIS

SECTOR 1 = FL to I1, SECTOR 2 = I1 to I2 SECTOR 3 = I2 to I3, SECTOR 4 = I3 to FL, DIFF = Difference To Personal Best Lap

P1		95 M3		Scott DEROUÉ		KTM - Redline KTM						
IDEAL LAP TIME :		1:34.386		BEST LAP TIME :		1:34.386		DIFFERENCE : 0.000				
LAP	SECTOR 1	SECTOR 2		SECTOR 3		SECTOR 4		LAP TIME	MPH	DIFF	TIME OF DAY	
1 -	OUTLAP	101.6	17.702	129.3	28.411	72.9	26.810	127.3	1:44.601	83.74	10.215	10:13:58.584
2 -	30.527	103.0	17.517	128.3	25.379	89.9	22.836	126.3	1:36.259 (3)	91.00	1.873	10:15:34.843
3 -	29.915	104.2	17.263	130.5	24.955	93.0	22.848	126.8	1:34.981 (2)	92.22	0.595	10:17:09.824
4 -	33.264	78.8	17.706	129.0	26.381	76.6	24.196	126.8	1:41.547	86.26	7.161	10:18:51.371
5 -	29.826	104.2	17.196	129.8	24.778	92.3	22.586	125.9	1:34.386 (1)	92.80		10:20:25.757

P2		6 M3		Taz TAYLOR		KTM - RS Racing						
IDEAL LAP TIME :		1:34.454		BEST LAP TIME :		1:34.604		DIFFERENCE : 0.150				
LAP	SECTOR 1	SECTOR 2		SECTOR 3		SECTOR 4		LAP TIME	MPH	DIFF	TIME OF DAY	
1 -	OUTLAP	100.7	17.879	130.8	26.962	75.4	26.243	120.4	1:43.857	84.34	9.253	10:13:57.393
2 -	32.569	103.7	17.132	130.8	25.847	84.8	22.746	127.8	1:38.294 (3)	89.11	3.690	10:15:35.687
3 -	30.001	105.0	17.045	132.3	24.992	86.7	22.566	128.8	1:34.604 (1)	92.59		10:17:10.291
4 -	34.346	79.5	18.497	129.3	25.646	85.1	23.297	127.8	1:41.786	86.06	7.182	10:18:52.077
5 -	30.365	101.3	17.088	131.8	25.018	87.6	22.416	127.0	1:34.887 (2)	92.31	0.283	10:20:26.964

P3		86 M3		Charlie NESBITT		Repli-Cast Moto 3 - Repli-Cast UK						
IDEAL LAP TIME :		1:35.535		BEST LAP TIME :		1:35.535		DIFFERENCE : 0.000				
LAP	SECTOR 1	SECTOR 2		SECTOR 3		SECTOR 4		LAP TIME	MPH	DIFF	TIME OF DAY	
1 -	OUTLAP	95.5	18.526	123.1	26.703	79.9	23.729	122.4	1:42.799	85.21	7.264	10:14:08.678
2 -	30.636	101.6	17.796	124.9	25.587	80.3	23.451	125.2	1:37.470	89.87	1.935	10:15:46.148
3 -	30.293	101.2	17.600	125.9	25.599	83.5	23.309	121.7	1:36.801 (3)	90.49	1.266	10:17:22.949
4 -	30.324	100.1	17.682	123.5	25.539	87.8	22.885	121.7	1:36.430 (2)	90.84	0.895	10:18:59.379
5 -	30.107	101.5	17.442	125.4	25.243	93.0	22.743	122.9	1:35.535 (1)	91.69		10:20:34.914

P4		26 M3		Dani SAEZ		Repli-Cast Moto 3 - Repli-Cast - Armstrong						
IDEAL LAP TIME :		1:35.534		BEST LAP TIME :		1:35.549		DIFFERENCE : 0.015				
LAP	SECTOR 1	SECTOR 2		SECTOR 3		SECTOR 4		LAP TIME	MPH	DIFF	TIME OF DAY	
1 -	OUTLAP	100.6	18.232	126.8	26.391	83.0	23.455	125.6	1:41.250	86.51	5.701	10:14:03.567
2 -	31.121	102.1	17.648	127.0	25.763	88.4	23.062	125.2	1:37.594	89.75	2.045	10:15:41.161
3 -	30.274	102.9	17.442	126.6	25.629	92.0	22.880	126.1	1:36.225 (3)	91.03	0.676	10:17:17.386
4 -	30.289	102.1	17.395	127.3	25.082	91.4	22.783	124.9	1:35.549 (1)	91.67		10:18:52.935
5 -	30.327	104.2	17.448	128.0	25.499	91.9	22.865	124.9	1:36.139 (2)	91.11	0.590	10:20:29.074

P5		1 M3		Edward RENDELL		Ten Kate Honda - Banks Racing						
IDEAL LAP TIME :		1:36.050		BEST LAP TIME :		1:36.428		DIFFERENCE : 0.378				
LAP	SECTOR 1	SECTOR 2		SECTOR 3		SECTOR 4		LAP TIME	MPH	DIFF	TIME OF DAY	
1 -	OUTLAP	94.5	18.500	120.6	26.508	85.8	23.578	121.3	1:40.654	87.02	4.226	10:14:27.462
2 -	30.602	100.0	17.872	123.3	25.531	87.7	23.109	123.1	1:37.114 (2)	90.20	0.686	10:16:04.576
3 -	31.383	99.4	17.832	122.2	25.196	89.9	22.933	123.3	1:37.344 (3)	89.98	0.916	10:17:41.920
4 -	30.289	99.4	17.632	116.1	26.627	87.6	23.374	121.3	1:37.922	89.45	1.494	10:19:19.842
5 -	30.396	100.4	17.701	122.9	25.297	92.5	23.034	122.2	1:36.428 (1)	90.84		10:20:56.270

P6		52 M3		Jorel BOERBOOM		Kalex KTM - FPW Racing						
IDEAL LAP TIME :		1:36.341		BEST LAP TIME :		1:36.455		DIFFERENCE : 0.114				
LAP	SECTOR 1	SECTOR 2		SECTOR 3		SECTOR 4		LAP TIME	MPH	DIFF	TIME OF DAY	
1 -	OUTLAP	98.2	18.320	128.5	27.308	72.7	25.772	125.2	1:45.756	82.83	9.301	10:13:57.712
2 -	31.700	101.8	17.602	128.5	25.698	87.7	22.951	126.1	1:37.951	89.43	1.496	10:15:35.663
3 -	30.647	102.6	17.400	129.5	25.559	89.1	22.849	127.8	1:36.455 (1)	90.81		10:17:12.118
4 -	30.956	101.8	17.355	128.8	25.633	89.8	22.782	127.3	1:36.726 (3)	90.56	0.271	10:18:48.844
5 -	30.645	101.8	17.435	127.8	25.613	87.9	22.848	126.1	1:36.541 (2)	90.73	0.086	10:20:25.385

P7		47 M3		Jake ARCHER		Honda - RS Racing					
IDEAL LAP TIME :		1:36.571		BEST LAP TIME :		1:36.730		DIFFERENCE : 0.159			
LAP	SECTOR 1	SECTOR 2		SECTOR 3		SECTOR 4		LAP TIME	MPH	DIFF	TIME OF DAY

Weather / Track : Sunny / Dry

Brands Hatch GP
Circuit Length = 2.4332 miles
Start: 10:12 Flag 10:20 End: 10:22

MCRCB BULLETIN TK189

2015 MCE British Superbike Championship - Round 6

2015 HEL British Motostar Championship

WARM-UP - SECTOR ANALYSIS

SECTOR 1 = FL to I1, SECTOR 2 = I1 to I2 SECTOR 3 = I2 to I3, SECTOR 4 = I3 to FL, DIFF = Difference To Personal Best Lap

1 -	OUTLAP	88.5	18.749	126.1	27.025	80.0	23.697	124.0	1:42.994	85.05	6.264	10:14:01.416
2 -	31.762	95.1	17.998	125.2	25.872	84.0	23.352	124.0	1:38.984	88.49	2.254	10:15:40.400
3 -	30.759	99.5	17.600	125.9	26.011	87.2	22.939	126.6	1:37.309 (3)	90.02	0.579	10:17:17.709
4 -	30.762	99.1	17.546	126.6	25.914	87.7	22.964	124.5	1:37.186 (2)	90.13	0.456	10:18:54.895
5 -	30.576	101.8	17.705	126.1	25.558	88.1	22.891	124.7	1:36.730 (1)	90.55		10:20:31.625

P8		35 M3		Elliot LODGE		Honda - Essential Team Racing / SP125						
IDEAL LAP TIME :		1:36.981		BEST LAP TIME :		1:36.981		DIFFERENCE : 0.000				
LAP	SECTOR 1	SECTOR 2	SECTOR 3	SECTOR 4	LAP TIME	MPH	DIFF	TIME OF DAY				
1 -	OUTLAP	96.4	18.409	121.7	26.978	81.5	23.813	121.7	1:42.259	85.66	5.278	10:13:54.178
2 -	31.359	99.8	18.015	123.5	26.066	84.0	23.548	121.5	1:38.988	88.49	2.007	10:15:33.166
3 -	30.959	100.7	17.666	123.8	25.766	85.9	23.071	125.9	1:37.462 (2)	89.87	0.481	10:17:10.628
4 -	31.137	99.5	17.811	123.5	25.939	83.6	23.351	121.7	1:38.238 (3)	89.16	1.257	10:18:48.866
5 -	30.867	101.6	17.428	126.6	25.615	87.4	23.071	122.4	1:36.981 (1)	90.32		10:20:25.847

P9		27 M3		Georgina POLDEN		KTM - RS Racing						
IDEAL LAP TIME :		1:37.036		BEST LAP TIME :		1:37.212		DIFFERENCE : 0.176				
LAP	SECTOR 1	SECTOR 2	SECTOR 3	SECTOR 4	LAP TIME	MPH	DIFF	TIME OF DAY				
1 -	OUTLAP	96.1	18.379	126.8	27.069	82.3	23.866	126.3	1:42.890	85.13	5.678	10:13:58.012
2 -	31.521	97.1	17.610	126.8	26.477	85.0	23.113	125.9	1:38.721	88.73	1.509	10:15:36.733
3 -	30.904	101.3	17.577	128.8	26.080	89.1	23.193	126.8	1:37.754 (2)	89.61	0.542	10:17:14.487
4 -	31.166	99.5	17.649	129.3	26.073	87.1	22.906	128.8	1:37.794 (3)	89.57	0.582	10:18:52.281
5 -	30.766	101.2	17.291	129.8	26.166	85.9	22.989	126.6	1:37.212 (1)	90.11		10:20:29.493

P10		77 M3		Alex PERSSON		Kalex KTM - PWR / FPW Racing						
IDEAL LAP TIME :		1:37.221		BEST LAP TIME :		1:37.221		DIFFERENCE : 0.000				
LAP	SECTOR 1	SECTOR 2	SECTOR 3	SECTOR 4	LAP TIME	MPH	DIFF	TIME OF DAY				
1 -	OUTLAP	94.3	18.611	126.8	27.331	73.9	24.015	124.0	1:43.829	84.36	6.608	10:14:12.347
2 -	31.420	98.1	18.102	126.8	26.577	81.5	23.467	124.5	1:39.566 (3)	87.98	2.345	10:15:51.913
3 -	31.238	94.5	19.252	124.7	26.539	76.6	23.277	123.5	1:40.306	87.33	3.085	10:17:32.219
4 -	31.116	101.2	17.616	127.5	26.169	85.7	23.356	123.5	1:38.257 (2)	89.15	1.036	10:19:10.476
5 -	31.030	101.8	17.395	129.5	25.734	85.5	23.062	124.5	1:37.221 (1)	90.10		10:20:47.697

P11		62 M3		Vasco VAN DER VALK		Honda - Team ILR / Vasco62.nl						
IDEAL LAP TIME :		1:37.707		BEST LAP TIME :		1:37.707		DIFFERENCE : 0.000				
LAP	SECTOR 1	SECTOR 2	SECTOR 3	SECTOR 4	LAP TIME	MPH	DIFF	TIME OF DAY				
1 -	OUTLAP	93.3	18.720	121.1	27.384	85.0	23.954	120.9	1:45.099	83.34	7.392	10:14:53.130
2 -	31.558	98.6	18.534	119.1	26.530	85.3	23.589	120.9	1:40.211	87.41	2.504	10:16:33.341
3 -	31.046	100.1	17.995	122.6	26.421	85.5	23.494	122.0	1:38.956 (3)	88.52	1.249	10:18:12.297
4 -	30.809	98.9	17.747	123.1	26.407	85.7	23.390	121.7	1:38.353 (2)	89.06	0.646	10:19:50.650
5 -	30.651	100.3	17.537	123.5	26.291	87.0	23.228	121.3	1:37.707 (1)	89.65		10:21:28.357

P12		25 M3		Mike BROUWERS		Honda - Joma / Brouwersracingteam						
IDEAL LAP TIME :		1:37.673		BEST LAP TIME :		1:37.802		DIFFERENCE : 0.129				
LAP	SECTOR 1	SECTOR 2	SECTOR 3	SECTOR 4	LAP TIME	MPH	DIFF	TIME OF DAY				
1 -	OUTLAP	96.6	18.524	124.5	27.220	71.0	24.083	122.6	1:43.804	84.38	6.002	10:14:12.544
2 -	32.079	98.6	18.257	123.8	25.966	86.4	23.239	123.5	1:39.541 (3)	88.00	1.739	10:15:52.085
3 -	30.946	100.9	18.437	121.1	27.258	79.3	23.745	123.3	1:40.386	87.26	2.584	10:17:32.471
4 -	31.389	100.0	17.941	124.2	25.818	89.7	23.203	122.2	1:38.351 (2)	89.06	0.549	10:19:10.822
5 -	31.038	100.6	17.779	124.0	25.745	88.3	23.240	120.6	1:37.802 (1)	89.56		10:20:48.624

P13		2 M3		Joe THOMAS		Honda - Team ILR						
IDEAL LAP TIME :		1:38.484		BEST LAP TIME :		1:38.679		DIFFERENCE : 0.195				
LAP	SECTOR 1	SECTOR 2	SECTOR 3	SECTOR 4	LAP TIME	MPH	DIFF	TIME OF DAY				
1 -	OUTLAP	95.3	18.789	117.5	27.068	79.0	IN PIT		2:05.927 P	69.56	27.248	10:14:56.605
2 -	OUTLAP	98.1	18.243	120.9	26.474	76.3	24.013	118.9	1:40.594	87.08	1.915	10:16:37.199
3 -	31.256	98.8	18.056	121.7	26.157	81.1	23.734	120.4	1:39.203 (3)	88.30	0.524	10:18:16.402
4 -	31.281	98.2	17.962	121.3	25.989	82.4	23.625	119.4	1:38.857 (2)	88.61	0.178	10:19:55.259

Weather / Track : Sunny / Dry

Brands Hatch GP

Circuit Length = 2.4332 miles

Start: 10:12 Flag 10:20 End: 10:22

MCRCB BULLETIN TK189

2015 MCE British Superbike Championship - Round 6

2015 HEL British Motostar Championship

WARM-UP - SECTOR ANALYSIS

SECTOR 1 = FL to I1, SECTOR 2 = I1 to I2 SECTOR 3 = I2 to I3, SECTOR 4 = I3 to FL, DIFF = Difference To Personal Best Lap

5 - **30.977** 98.5 **17.893** 120.4 26.099 **84.6** 23.710 119.4 **1:38.679 (1) 88.77** **10:21:33.938**

P14 42 M3		Brian SLOOTEN		Honda - Bakker Frames Holland									
IDEAL LAP TIME : 1:38.467		BEST LAP TIME : 1:38.696		DIFFERENCE : 0.229									
LAP	SECTOR 1	SECTOR 2		SECTOR 3		SECTOR 4		LAP TIME	MPH	DIFF	TIME OF DAY		
1 -	OUTLAP	86.9	18.973	123.3	27.585	78.6	24.463	121.1	1:45.852	82.75	7.156	10:14:02.917	
2 -	32.077	96.0	18.113	125.2	26.625	79.9	24.150	120.6	1:40.965	86.76	2.269	10:15:43.882	
3 -	31.304	96.8	17.889	124.0	26.476	86.5	23.517	121.3	1:39.186 (3)	88.31	0.490	10:17:23.068	
4 -	31.028	98.5	17.848	124.5	26.325	85.4	23.577	120.2	1:38.778 (2)	88.68	0.082	10:19:01.846	
5 -	31.230	99.5	17.682	124.7	26.240	86.9	23.544	120.2	1:38.696 (1)	88.75		10:20:40.542	

P15 65		Josh OWENS		Honda - JPL Racing									
IDEAL LAP TIME : 1:38.820		BEST LAP TIME : 1:38.820		DIFFERENCE : 0.000									
LAP	SECTOR 1	SECTOR 2		SECTOR 3		SECTOR 4		LAP TIME	MPH	DIFF	TIME OF DAY		
1 -	OUTLAP	86.8	19.477	118.1	28.367	70.1	24.824	118.1	1:48.165	80.98	9.345	10:14:12.461	
2 -	32.016	96.4	18.739	120.2	26.898	76.6	23.958	120.2	1:41.611	86.20	2.791	10:15:54.072	
3 -	31.770	96.1	18.659	118.3	26.429	80.5	23.865	117.5	1:40.723 (3)	86.96	1.903	10:17:34.795	
4 -	31.615	94.9	18.251	118.5	26.108	83.9	23.632	116.7	1:39.606 (2)	87.94	0.786	10:19:14.401	
5 -	31.333	96.4	18.034	118.9	25.944	87.9	23.509	116.9	1:38.820 (1)	88.64		10:20:53.221	

P16 44 M3		Edmund BEST		Honda - SymCirrus Motorsport									
IDEAL LAP TIME : 1:38.835		BEST LAP TIME : 1:39.074		DIFFERENCE : 0.239									
LAP	SECTOR 1	SECTOR 2		SECTOR 3		SECTOR 4		LAP TIME	MPH	DIFF	TIME OF DAY		
1 -	OUTLAP	95.3	18.739	122.6	27.693	73.0	24.710	120.2	1:46.038	82.61	6.964	10:14:07.407	
2 -	31.664	98.5	18.120	122.6	26.642	76.6	24.017	119.6	1:40.443	87.21	1.369	10:15:47.850	
3 -	31.261	99.4	18.232	122.0	26.750	80.3	23.633	121.5	1:39.876 (3)	87.70	0.802	10:17:27.726	
4 -	31.106	100.1	18.251	123.1	26.474	82.0	23.719	119.4	1:39.550 (2)	87.99	0.476	10:19:07.276	
5 -	31.166	100.0	17.834	124.2	26.653	80.8	23.421	122.2	1:39.074 (1)	88.41		10:20:46.350	

P17 70		Ryan LONGSHAW		Honda - RCD Motorsport									
IDEAL LAP TIME : 1:39.392		BEST LAP TIME : 1:39.466		DIFFERENCE : 0.074									
LAP	SECTOR 1	SECTOR 2		SECTOR 3		SECTOR 4		LAP TIME	MPH	DIFF	TIME OF DAY		
1 -	OUTLAP	87.8	19.366	120.0	27.702	76.6	24.575	122.0	1:45.587	82.96	6.121	10:14:04.230	
2 -	31.993	94.7	18.579	123.1	26.996	79.1	24.290	123.1	1:41.858 (3)	86.00	2.392	10:15:46.088	
3 -	32.618	98.3	18.620	120.6	27.031	81.0	24.054	122.0	1:42.323	85.60	2.857	10:17:28.411	
4 -	31.761	97.3	18.176	122.9	26.515	85.3	23.896	122.6	1:40.348 (2)	87.29	0.882	10:19:08.759	
5 -	31.284	98.2	18.250	122.0	26.203	84.5	23.729	121.7	1:39.466 (1)	88.06		10:20:48.225	

P18 72		Cameron HORSMAN		EE125 - FAB-Racing									
IDEAL LAP TIME : 1:39.307		BEST LAP TIME : 1:39.637		DIFFERENCE : 0.330									
LAP	SECTOR 1	SECTOR 2		SECTOR 3		SECTOR 4		LAP TIME	MPH	DIFF	TIME OF DAY		
1 -	OUTLAP	85.1	18.570	115.1	28.695	80.1	24.382	122.9	1:46.741	82.06	7.104	10:14:08.640	
2 -	31.979	96.5	18.052	123.5	27.875	81.8	24.082	124.0	1:41.988	85.89	2.351	10:15:50.628	
3 -	32.238	99.2	18.154	124.5	27.495	84.4	23.763	122.9	1:41.650 (3)	86.17	2.013	10:17:32.278	
4 -	31.379	99.5	17.905	125.9	27.088	86.3	23.265	124.0	1:39.637 (1)	87.91		10:19:11.915	
5 -	31.284	101.8	18.083	125.2	26.853	85.4	23.443	122.6	1:39.663 (2)	87.89	0.026	10:20:51.578	

P19 8 M3		TJ TOMS		Repli-Cast Moto 3 - Repli-Cast - Armstrong									
IDEAL LAP TIME : 1:39.608		BEST LAP TIME : 1:39.670		DIFFERENCE : 0.062									
LAP	SECTOR 1	SECTOR 2		SECTOR 3		SECTOR 4		LAP TIME	MPH	DIFF	TIME OF DAY		
1 -	OUTLAP	89.4	18.866	111.1	29.375	74.9	24.805	120.0	1:47.874	81.20	8.204	10:14:17.807	
2 -	31.928	97.3	18.058	122.4	27.420	82.3	23.778	119.1	1:41.184	86.57	1.514	10:15:58.991	
3 -	31.395	97.3	18.015	120.6	27.467	87.2	23.622	120.9	1:40.499 (2)	87.16	0.829	10:17:39.490	
4 -	31.316	97.2	18.020	121.3	27.630	78.7	23.904	121.5	1:40.870 (3)	86.84	1.200	10:19:20.360	
5 -	31.378	98.1	17.730	122.6	27.039	87.8	23.523	120.9	1:39.670 (1)	87.88		10:21:00.030	

Weather / Track : Sunny / Dry

Brands Hatch GP

Circuit Length = 2.4332 miles

Start: 10:12 Flag 10:20 End: 10:22

MCRCB BULLETIN TK189

2015 MCE British Superbike Championship - Round 6

2015 HEL British Motostar Championship

WARM-UP - SECTOR ANALYSIS

SECTOR 1 = FL to I1, SECTOR 2 = I1 to I2 SECTOR 3 = I2 to I3, SECTOR 4 = I3 to FL, DIFF = Difference To Personal Best Lap

P20 98 M3		Tomas DE VRIES				Honda - DAT Racing						
IDEAL LAP TIME : 1:39.158		BEST LAP TIME : 1:39.784				DIFFERENCE : 0.626						
LAP	SECTOR 1	SECTOR 2		SECTOR 3		SECTOR 4		LAP TIME	MPH	DIFF	TIME OF DAY	
1 -	OUTLAP	82.4	20.045	117.9	28.287	71.3	25.064	120.9	1:48.891	80.44	9.107	10:14:05.374
2 -	32.085	98.2	18.537	123.1	26.523	83.9	23.910	124.5	1:41.055	86.68	1.271	10:15:46.429
3 -	31.293	99.7	18.054	124.2	26.223	85.1	24.498	121.5	1:40.068 (3)	87.53	0.284	10:17:26.497
4 -	31.453	98.3	18.163	123.5	26.481	85.9	23.819	118.5	1:39.916 (2)	87.67	0.132	10:19:06.413
5 -	31.713	97.8	18.096	122.9	26.387	86.2	23.588	121.1	1:39.784 (1)	87.78		10:20:46.197

P21 24		Tasia RODINK				Honda - Promemo Racing						
IDEAL LAP TIME : 1:39.815		BEST LAP TIME : 1:39.880				DIFFERENCE : 0.065						
LAP	SECTOR 1	SECTOR 2		SECTOR 3		SECTOR 4		LAP TIME	MPH	DIFF	TIME OF DAY	
1 -	OUTLAP	93.9	20.185	116.5	28.540	70.4	24.759	119.4	1:48.233	80.93	8.353	10:14:12.245
2 -	32.073	96.0	18.615	121.3	27.010	79.7	23.957	121.1	1:41.655	86.17	1.775	10:15:53.900
3 -	32.432	96.2	18.424	121.3	26.673	79.8	23.805	121.5	1:41.334 (3)	86.44	1.454	10:17:35.234
4 -	31.923	97.1	18.306	122.4	26.294	83.1	23.834	119.4	1:40.357 (2)	87.28	0.477	10:19:15.591
5 -	31.546	97.3	18.212	122.0	26.359	83.5	23.763	119.8	1:39.880 (1)	87.70		10:20:55.471

P22 16		Andrew SAWFORD				Aprilia - St Neots Motorcycle Co Ltd						
IDEAL LAP TIME : 1:39.995		BEST LAP TIME : 1:39.995				DIFFERENCE : 0.000						
LAP	SECTOR 1	SECTOR 2		SECTOR 3		SECTOR 4		LAP TIME	MPH	DIFF	TIME OF DAY	
1 -	OUTLAP	83.4	20.283	112.7	29.681	71.3	25.531	120.4	1:54.870	76.25	14.875	10:14:41.659
2 -	32.507	96.9	18.558	122.4	26.700	79.7	24.094	120.9	1:41.859	85.99	1.864	10:16:23.518
3 -	32.242	97.2	18.519	122.6	26.942	80.9	24.090	121.3	1:41.793 (3)	86.05	1.798	10:18:05.311
4 -	31.883	96.1	18.421	122.6	26.326	83.8	23.948	121.7	1:40.578 (2)	87.09	0.583	10:19:45.889
5 -	31.604	97.9	18.329	122.6	26.146	83.2	23.916	121.1	1:39.995 (1)	87.60		10:21:25.884

P23 21 M3		Richard KERR				Honda - Bob Wylie Racing						
IDEAL LAP TIME : 1:40.008		BEST LAP TIME : 1:40.034				DIFFERENCE : 0.026						
LAP	SECTOR 1	SECTOR 2		SECTOR 3		SECTOR 4		LAP TIME	MPH	DIFF	TIME OF DAY	
1 -	OUTLAP	84.9	19.972	118.3	28.185	77.9	25.040	117.1	1:47.518	81.47	7.484	10:14:03.287
2 -	32.416	95.5	19.048	118.1	26.904	79.9	24.378	117.7	1:42.746	85.25	2.712	10:15:46.033
3 -	31.460	96.8	18.411	120.2	26.477	82.3	24.480	119.4	1:40.828 (3)	86.87	0.794	10:17:26.861
4 -	31.784	95.8	18.559	122.2	26.460	83.4	23.946	118.5	1:40.749 (2)	86.94	0.715	10:19:07.610
5 -	31.311	97.3	18.414	119.4	26.340	82.2	23.969	116.9	1:40.034 (1)	87.56		10:20:47.644

P24 11		Stephen CAMPBELL				Honda - Campbell Racing						
IDEAL LAP TIME : 1:40.191		BEST LAP TIME : 1:40.532				DIFFERENCE : 0.341						
LAP	SECTOR 1	SECTOR 2		SECTOR 3		SECTOR 4		LAP TIME	MPH	DIFF	TIME OF DAY	
1 -	OUTLAP	94.2	18.814	119.6	29.145	73.6	24.589	117.9	1:46.396	82.33	5.864	10:14:18.002
2 -	32.542	95.7	18.690	118.7	27.047	80.4	23.912	117.5	1:42.191	85.72	1.659	10:16:00.193
3 -	31.724	97.1	18.505	118.1	27.611	85.3	23.986	117.1	1:41.826 (3)	86.02	1.294	10:17:42.019
4 -	31.566	94.9	18.316	119.4	26.670	86.1	23.980	116.7	1:40.532 (1)	87.13		10:19:22.551
5 -	31.808	96.2	18.425	118.7	26.635	85.5	23.674	118.3	1:40.542 (2)	87.12	0.010	10:21:03.093

P25 17		Wesley JONKER				Luyten Honda - Racing Family						
IDEAL LAP TIME : 1:40.259		BEST LAP TIME : 1:40.605				DIFFERENCE : 0.346						
LAP	SECTOR 1	SECTOR 2		SECTOR 3		SECTOR 4		LAP TIME	MPH	DIFF	TIME OF DAY	
1 -	OUTLAP	92.0	19.499	112.5	29.312	75.0	25.039	117.3	1:49.143	80.26	8.538	10:14:10.070
2 -	33.242	95.0	18.944	116.1	27.091	81.7	24.293	116.5	1:43.570	84.57	2.965	10:15:53.640
3 -	32.127	96.8	18.800	115.7	26.543	83.1	23.934	118.3	1:41.404 (3)	86.38	0.799	10:17:35.044
4 -	31.960	97.6	18.522	115.7	26.460	85.1	23.663	117.1	1:40.605 (1)	87.07		10:19:15.649
5 -	31.763	98.3	18.373	116.5	26.596	81.5	24.154	117.5	1:40.886 (2)	86.82	0.281	10:20:56.535

P26 3		Mark CLAYTON				Honda - SP125 / Refined Recruitment					
IDEAL LAP TIME : 1:41.578		BEST LAP TIME : 1:41.591				DIFFERENCE : 0.013					
LAP	SECTOR 1	SECTOR 2		SECTOR 3		SECTOR 4		LAP TIME	MPH	DIFF	TIME OF DAY

Weather / Track : Sunny / Dry

Brands Hatch GP
Circuit Length = 2.4332 miles
Start: 10:12 Flag 10:20 End: 10:22

MCRCB BULLETIN TK189

2015 MCE British Superbike Championship - Round 6

2015 HEL British Motostar Championship

WARM-UP - SECTOR ANALYSIS

SECTOR 1 = FL to I1, SECTOR 2 = I1 to I2 SECTOR 3 = I2 to I3, SECTOR 4 = I3 to FL, DIFF = Difference To Personal Best Lap

1 -	OUTLAP	96.2	18.807	119.8	28.291	79.4	24.827	116.7	1:46.212	82.47	4.621	10:14:16.492
2 -	32.367	96.6	18.563	119.6	27.428	81.5	24.419	118.3	1:42.777 (2)	85.23	1.186	10:15:59.269
3 -	32.229	93.5	19.167	118.1	27.729	81.2	25.909	114.5	1:45.034	83.40	3.443	10:17:44.303
4 -	32.991	95.4	18.424	119.1	27.760	83.1	24.498	116.9	1:43.673 (3)	84.49	2.082	10:19:27.976
5 -	32.242	96.5	18.399	118.5	26.851	86.7	24.099	117.5	1:41.591 (1)	86.22		10:21:09.567

P27 13 M3 Sam BURMAN			Honda - WNT / Burman Racing									
IDEAL LAP TIME : 1:41.327			BEST LAP TIME : 1:41.659				DIFFERENCE : 0.332					
LAP	SECTOR 1	SECTOR 2	SECTOR 3	SECTOR 4	LAP TIME	MPH	DIFF	TIME OF DAY				
1 -	OUTLAP	93.4	19.101	120.6	28.104	80.1	24.906	119.4	1:46.228	82.46	4.569	10:14:00.354
2 -	32.814	95.8	18.721	122.9	27.645	84.6	24.543	121.5	1:43.723	84.45	2.064	10:15:44.077
3 -	32.283	97.5	18.394	124.0	27.162	81.8	25.104	122.6	1:42.943 (3)	85.09	1.284	10:17:27.020
4 -	32.300	97.9	18.243	125.2	26.957	85.3	24.159	120.6	1:41.659 (1)	86.16		10:19:08.679
5 -	32.021	97.8	18.244	123.5	27.370	85.5	24.106	119.4	1:41.741 (2)	86.09	0.082	10:20:50.420

P28 34 Liam DELVES			Honda - Crucials Sauce / Banks Racing									
IDEAL LAP TIME : 1:40.952			BEST LAP TIME : 1:41.747				DIFFERENCE : 0.795					
LAP	SECTOR 1	SECTOR 2	SECTOR 3	SECTOR 4	LAP TIME	MPH	DIFF	TIME OF DAY				
1 -	OUTLAP	89.4	19.496	118.5	28.140	78.8	25.008	117.7	1:47.913	81.17	6.166	10:14:20.358
2 -	32.857	91.8	18.850	118.9	27.205	80.5	24.554	117.7	1:43.466	84.66	1.719	10:16:03.824
3 -	32.231	93.7	18.445	119.4	26.879	82.5	24.336	117.7	1:41.891 (2)	85.97	0.144	10:17:45.715
4 -	31.769	93.9	18.347	118.9	27.932	78.9	24.325	116.7	1:42.373 (3)	85.56	0.626	10:19:28.088
5 -	32.398	93.8	18.513	119.1	26.846	81.4	23.990	118.9	1:41.747 (1)	86.09		10:21:09.835

P29 87 Jamie EDWARDS			Nykos - Kinpac Racing									
IDEAL LAP TIME : 1:41.949			BEST LAP TIME : 1:42.175				DIFFERENCE : 0.226					
LAP	SECTOR 1	SECTOR 2	SECTOR 3	SECTOR 4	LAP TIME	MPH	DIFF	TIME OF DAY				
1 -	OUTLAP	88.4	19.738	118.9	28.120	80.8	25.182	117.3	1:49.322	80.12	7.147	10:14:20.851
2 -	32.576	95.1	18.963	118.5	27.061	80.5	24.583	117.9	1:43.183 (3)	84.89	1.008	10:16:04.034
3 -	32.723	94.5	18.840	119.4	27.062	85.3	24.617	116.9	1:43.242	84.84	1.067	10:17:47.276
4 -	32.540	94.1	18.775	116.7	27.367	86.4	24.322	115.3	1:43.004 (2)	85.04	0.829	10:19:30.280
5 -	32.089	95.7	18.477	117.1	27.150	86.9	24.459	115.3	1:42.175 (1)	85.73		10:21:12.455

P30 7 Jamie ASHBY			Honda - SP125 / JPA Racing									
IDEAL LAP TIME : 1:43.177			BEST LAP TIME : 1:43.395				DIFFERENCE : 0.218					
LAP	SECTOR 1	SECTOR 2	SECTOR 3	SECTOR 4	LAP TIME	MPH	DIFF	TIME OF DAY				
1 -	OUTLAP	87.9	19.510	119.4	28.957	74.1	25.212	118.1	1:49.117	80.27	5.722	10:14:18.363
2 -	33.462	93.0	19.083	117.9	27.436	77.0	24.834	115.9	1:44.815	83.57	1.420	10:16:03.178
3 -	33.331	92.8	18.985	119.6	27.155	78.6	24.694	116.1	1:44.165 (3)	84.09	0.770	10:17:47.343
4 -	33.029	94.3	18.800	118.9	27.059	82.3	24.615	116.7	1:43.503 (2)	84.63	0.108	10:19:30.846
5 -	32.750	94.9	18.838	118.1	27.012	82.8	24.795	115.3	1:43.395 (1)	84.72		10:21:14.241

P31 9 David WALES			Honda - TAD Racing									
IDEAL LAP TIME : 1:47.731			BEST LAP TIME : 1:48.053				DIFFERENCE : 0.322					
LAP	SECTOR 1	SECTOR 2	SECTOR 3	SECTOR 4	LAP TIME	MPH	DIFF	TIME OF DAY				
1 -	OUTLAP	66.2	21.034	112.2	31.866	69.9	26.678	112.5	2:00.903	72.45	12.850	10:14:50.825
2 -	35.151	83.6	19.921	113.5	29.730	74.5	25.408	112.7	1:50.210 (3)	79.48	2.157	10:16:41.035
3 -	34.464	86.1	19.402	114.3	29.198	77.4	25.204	112.4	1:48.268 (2)	80.90	0.215	10:18:29.303
4 -	34.131	86.7	19.198	114.1	29.509	73.9	25.215	111.4	1:48.053 (1)	81.06		10:20:17.356

Weather / Track : Sunny / Dry

Brands Hatch GP
Circuit Length = 2.4332 miles
Start: 10:12 Flag 10:20 End: 10:22

MCRCB BULLETIN TK190**2015 MCE British Superbike Championship - Round 6****2015 HEL British Motostar Championship****WARM-UP - BEST SPEEDS**

POS	INTERMEDIATE 1		INTERMEDIATE 2		INTERMEDIATE 3		FINISH LINE		MPH			
	NO	NAME	MPH	NO	NAME	MPH	NO	NAME				
1	6	TAYLOR	105.0	6	TAYLOR	132.3	86	NESBITT	93.0	6	TAYLOR	128.8
2	26	SAEZ	104.2	95	DEROUE	130.5	95	DEROUE	93.0	27	POLDEN	128.8
3	95	DEROUE	104.2	27	POLDEN	129.8	1	RENDELL	92.5	52	BOERBOOM	127.8
4	52	BOERBOOM	102.6	52	BOERBOOM	129.5	26	SAEZ	92.0	95	DEROUE	127.3
5	47	ARCHER	101.8	77	PERSSON	129.5	52	BOERBOOM	89.8	47	ARCHER	126.6
6	72	HORSMAN	101.8	26	SAEZ	128.0	25	BROUWERS	89.7	26	SAEZ	126.1
7	77	PERSSON	101.8	35	LODGE	126.6	27	POLDEN	89.1	35	LODGE	125.9
8	35	LODGE	101.6	47	ARCHER	126.6	47	ARCHER	88.1	86	NESBITT	125.2
9	86	NESBITT	101.6	72	HORSMAN	125.9	65	OWENS	87.9	77	PERSSON	124.5
10	27	POLDEN	101.3	86	NESBITT	125.9	8	TOMS	87.8	98	DE VRIES	124.5
11	25	BROUWERS	100.9	13	BURMAN	125.2	6	TAYLOR	87.6	72	HORSMAN	124.0
12	1	RENDELL	100.4	42	SLOOTEN	125.2	35	LODGE	87.4	25	BROUWERS	123.5
13	62	VAN DER VALK	100.3	25	BROUWERS	124.5	62	VAN DER VALK	87.0	1	RENDELL	123.3
14	44	BEST	100.1	44	BEST	124.2	42	SLOOTEN	86.9	70	LONGSHAW	123.1
15	98	DE VRIES	99.7	98	DE VRIES	124.2	87	EDWARDS	86.9	13	BURMAN	122.6
16	42	SLOOTEN	99.5	62	VAN DER VALK	123.5	3	CLAYTON	86.7	44	BEST	122.2
17	2	THOMAS	98.8	1	RENDELL	123.3	72	HORSMAN	86.3	62	VAN DER VALK	122.0
18	17	JONKER	98.3	70	LONGSHAW	123.1	98	DE VRIES	86.2	16	SAWFORD	121.7
19	70	LONGSHAW	98.3	8	TOMS	122.6	11	CAMPBELL	86.1	8	TOMS	121.5
20	8	TOMS	98.1	16	SAWFORD	122.6	77	PERSSON	85.7	24	RODINK	121.5
21	13	BURMAN	97.9	24	RODINK	122.4	13	BURMAN	85.5	42	SLOOTEN	121.3
22	16	SAWFORD	97.9	21	KERR	122.2	70	LONGSHAW	85.3	2	THOMAS	120.4
23	21	KERR	97.3	2	THOMAS	121.7	17	JONKER	85.1	65	OWENS	120.2
24	24	RODINK	97.3	65	OWENS	120.2	2	THOMAS	84.6	21	KERR	119.4
25	11	CAMPBELL	97.1	3	CLAYTON	119.8	16	SAWFORD	83.8	34	DELVES	118.9
26	3	CLAYTON	96.6	7	ASHBY	119.6	24	RODINK	83.5	3	CLAYTON	118.3
27	65	OWENS	96.4	11	CAMPBELL	119.6	21	KERR	83.4	11	CAMPBELL	118.3
28	87	EDWARDS	95.7	34	DELVES	119.4	7	ASHBY	82.8	17	JONKER	118.3
29	7	ASHBY	94.9	87	EDWARDS	119.4	34	DELVES	82.5	7	ASHBY	118.1
30	34	DELVES	93.9	17	JONKER	116.5	44	BEST	82.0	87	EDWARDS	117.9
31	9	WALES	86.7	9	WALES	114.3	9	WALES	77.4	9	WALES	112.7
32	99	CORREIA-LOURENCO	78.0	99	CORREIA-LOURENCO	104.0	99	CORREIA-LOURENCO	62.0			

Weather / Track : Sunny / Dry

Brands Hatch GP

Circuit Length = 2.4332 miles

Start: 10:12 Flag 10:20 End: 10:22

Results can be found at www.tsl-timing.com

Printed - 10:23 Sunday, 19 July 2015

MCRCB BULLETIN TK191

2015 MCE British Superbike Championship - Round 6

2015 HEL British Motostar Championship

WARM-UP - BEST SECTORS

SECTOR 1				SECTOR 2		SECTOR 3		SECTOR 4		IDEAL / BEST COMPARISON								
POS	NO	NAME	TIME	NO	NAME	TIME	NO	NAME	TIME	POS	NO	NAME	IDEAL	BEST	DIFF			
													PERFECT LAP	1:34.065				
1	95	DEROUE	29.826	6	TAYLOR	17.045	95	DEROUE	24.778	6	TAYLOR	22.416	1	95	DEROUE	1:34.386	1:34.386	0.000
2	6	TAYLOR	30.001	95	DEROUE	17.196	6	TAYLOR	24.992	95	DEROUE	22.586	2	6	TAYLOR	1:34.454	1:34.604	0.150
3	86	NESBITT	30.107	27	POLDEN	17.291	26	SAEZ	25.082	86	NESBITT	22.743	3	26	SAEZ	1:35.534	1:35.549	0.015
4	26	SAEZ	30.274	52	BOERBOO	17.355	1	RENDELL	25.196	52	BOERBOO	22.782	4	86	NESBITT	1:35.535	1:35.535	0.000
5	1	RENDELL	30.289	26	SAEZ	17.395	86	NESBITT	25.243	26	SAEZ	22.783	5	1	RENDELL	1:36.050	1:36.428	0.378
6	47	ARCHER	30.576	77	PERSSON	17.395	47	ARCHER	25.558	47	ARCHER	22.891	6	52	BOERBOOM	1:36.341	1:36.455	0.114
7	52	BOERBOO	30.645	35	LODGE	17.428	52	BOERBOO	25.559	27	POLDEN	22.906	7	47	ARCHER	1:36.571	1:36.730	0.159
8	62	VAN DER	30.651	86	NESBITT	17.442	35	LODGE	25.615	1	RENDELL	22.933	8	35	LODGE	1:36.981	1:36.981	0.000
9	27	POLDEN	30.766	62	VAN DER	17.537	77	PERSSON	25.734	77	PERSSON	23.062	9	27	POLDEN	1:37.036	1:37.212	0.176
10	35	LODGE	30.867	47	ARCHER	17.546	25	BROUWER	25.745	35	LODGE	23.071	10	77	PERSSON	1:37.221	1:37.221	0.000
11	25	BROUWER	30.946	1	RENDELL	17.632	65	OWENS	25.944	25	BROUWER	23.203	11	25	BROUWERS	1:37.673	1:37.802	0.129
12	2	THOMAS	30.977	42	SLOOTEN	17.682	2	THOMAS	25.989	62	VAN DER	23.228	12	62	VAN DER VALK	1:37.707	1:37.707	0.000
13	42	SLOOTEN	31.028	8	TOMS	17.730	27	POLDEN	26.073	72	HORSMAN	23.265	13	42	SLOOTEN	1:38.467	1:38.696	0.229
14	77	PERSSON	31.030	25	BROUWER	17.779	16	SAWFORD	26.146	44	BEST	23.421	14	2	THOMAS	1:38.484	1:38.679	0.195
15	44	BEST	31.106	44	BEST	17.834	70	LONGSHA	26.203	65	OWENS	23.509	15	65	OWENS	1:38.820	1:38.820	0.000
16	70	LONGSHA	31.284	2	THOMAS	17.893	98	DE VRIE	26.223	42	SLOOTEN	23.517	16	44	BEST	1:38.835	1:39.074	0.239
17	72	HORSMAN	31.284	72	HORSMAN	17.905	42	SLOOTEN	26.240	8	TOMS	23.523	17	98	DE VRIES	1:39.158	1:39.784	0.626
18	98	DE VRIE	31.293	65	OWENS	18.034	62	VAN DER	26.291	98	DE VRIE	23.588	18	72	HORSMAN	1:39.307	1:39.637	0.330
19	21	KERR	31.311	98	DE VRIE	18.054	24	RODINK	26.294	2	THOMAS	23.625	19	70	LONGSHAW	1:39.392	1:39.466	0.074
20	8	TOMS	31.316	70	LONGSHA	18.176	21	KERR	26.340	17	JONKER	23.663	20	8	TOMS	1:39.608	1:39.670	0.062
21	65	OWENS	31.333	24	RODINK	18.212	17	JONKER	26.460	11	CAMPBEL	23.674	21	24	RODINK	1:39.815	1:39.880	0.065
22	24	RODINK	31.546	13	BURMAN	18.243	44	BEST	26.474	70	LONGSHA	23.729	22	16	SAWFORD	1:39.995	1:39.995	0.000
23	11	CAMPBEL	31.566	11	CAMPBEL	18.316	11	CAMPBEL	26.635	24	RODINK	23.763	23	21	KERR	1:40.008	1:40.034	0.026
24	16	SAWFORD	31.604	16	SAWFORD	18.329	34	DELVES	26.846	16	SAWFORD	23.916	24	11	CAMPBELL	1:40.191	1:40.532	0.341
25	17	JONKER	31.763	34	DELVES	18.347	3	CLAYTON	26.851	21	KERR	23.946	25	17	JONKER	1:40.259	1:40.605	0.346
26	34	DELVES	31.769	17	JONKER	18.373	72	HORSMAN	26.853	34	DELVES	23.990	26	34	DELVES	1:40.952	1:41.747	0.795
27	13	BURMAN	32.021	3	CLAYTON	18.399	13	BURMAN	26.957	3	CLAYTON	24.099	27	13	BURMAN	1:41.327	1:41.659	0.332
28	87	EDWARDS	32.089	21	KERR	18.411	7	ASHBY	27.012	13	BURMAN	24.106	28	3	CLAYTON	1:41.578	1:41.591	0.013
29	3	CLAYTON	32.229	87	EDWARDS	18.477	8	TOMS	27.039	87	EDWARDS	24.322	29	87	EDWARDS	1:41.949	1:42.175	0.226
30	7	ASHBY	32.750	7	ASHBY	18.800	87	EDWARDS	27.061	7	ASHBY	24.615	30	7	ASHBY	1:43.177	1:43.395	0.218
31	9	WALES	34.131	9	WALES	19.198	9	WALES	29.198	9	WALES	25.204	31	9	WALES	1:47.731	1:48.053	0.322
32				99	CORREIA	21.079	99	CORREIA	33.350									

Weather / Track : Sunny / Dry

Brands Hatch GP

Circuit Length = 2.4332 miles

Start: 10:12 Flag 10:20 End: 10:22

Results can be found at www.tsl-timing.com

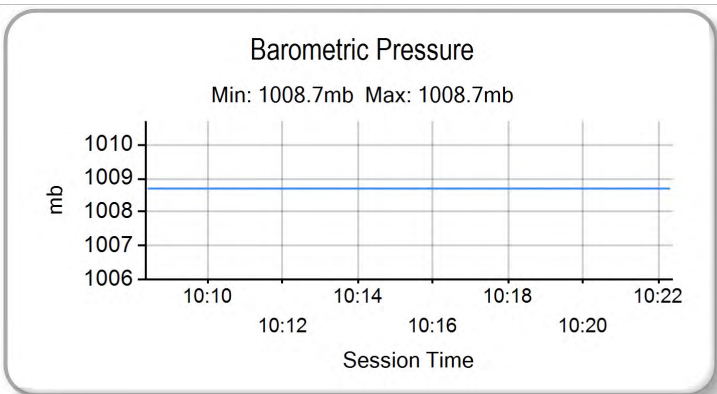
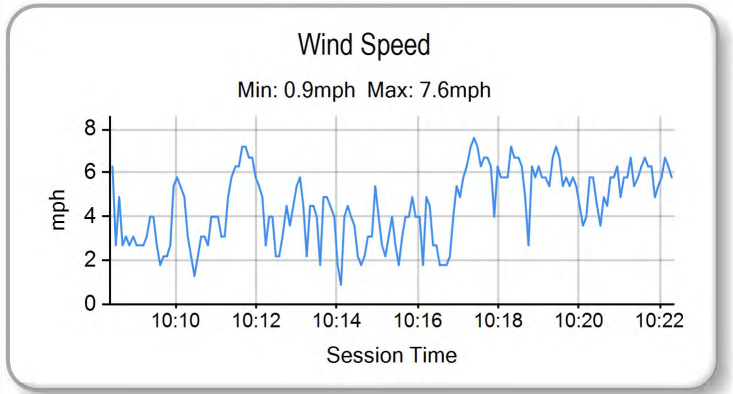
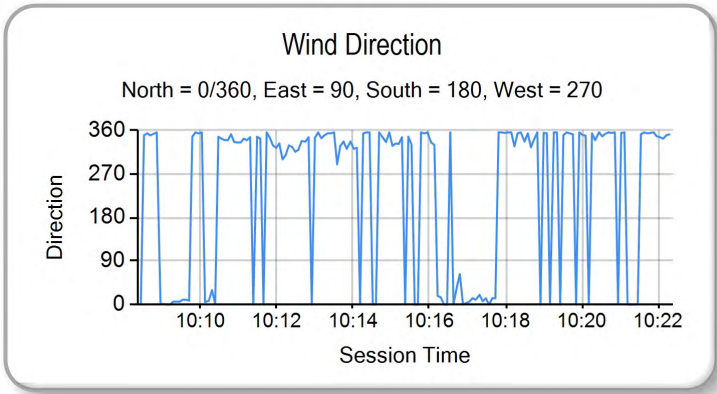
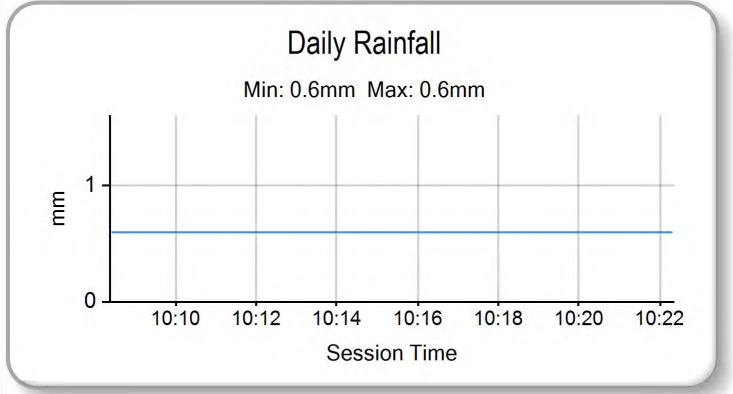
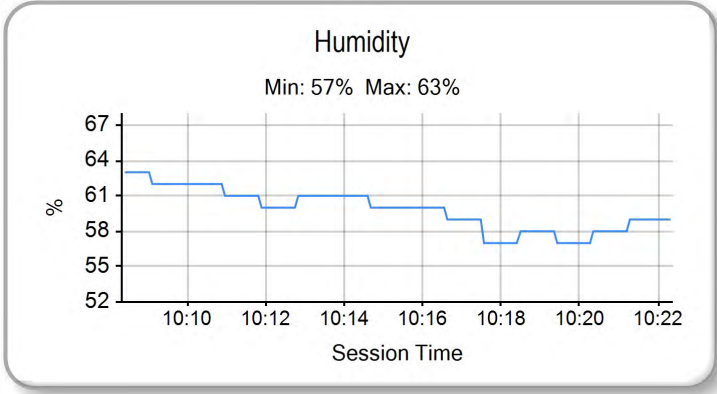
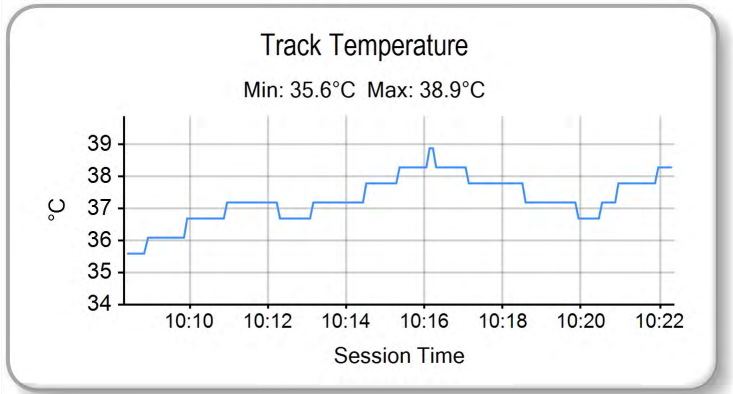
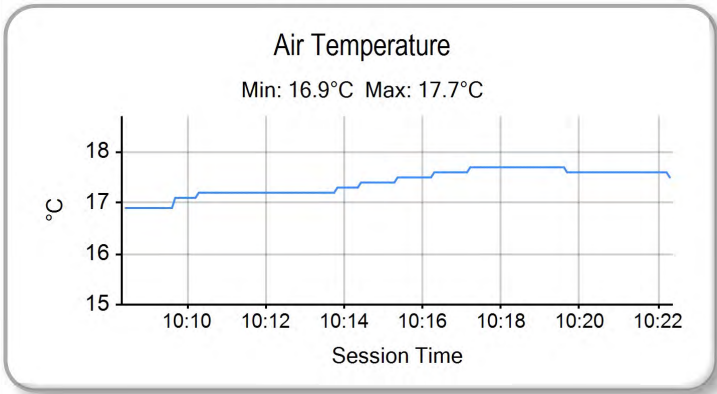
Printed - 10:24 Sunday, 19 July 2015

MCRCB BULLETIN TK192

2015 MCE British Superbike Championship - Round 6

2015 HEL British Motostar Championship

WARM-UP - WEATHER CONDITIONS



Weather / Track : Sunny / Dry

Results can be found at www.tsl-timing.com

Brands Hatch GP
Circuit Length = 2.4332 miles
Start: 10:12 Flag 10:20 End: 10:22

Printed - 10:24 Sunday, 19 July 2015



ROW 11				31	9	David WALES	1:44.530						
ROW 10	30	13	Sam BURMAN	1:42.978	29	7	Jamie ASHBY	1:42.868	28	17	Wesley JONKER	1:41.478	
ROW 9		27	34	Liam DELVES	1:41.376	26	16	Andrew SAWFORD	1:40.409	25	24	Tasia RODINK	1:40.349
ROW 8	24	87	Jamie EDWARDS	1:40.266	23	3	Mark CLAYTON	1:39.911	22	72	Cameron HORSMAN	1:39.841	
ROW 7		21	70	Ryan LONGSHAW	1:39.802	20	8	TJ TOMS	1:39.785	19	11	Stephen CAMPBELL	1:39.747
ROW 6	18	21	Richard KERR	1:39.074	17	98	Tomas DE VRIES	1:38.677	16	2	Joe THOMAS	1:38.304	
ROW 5		15	65	Josh OWENS	1:38.115	14	44	Edmund BEST	1:38.098	13	42	Brian SLOOTEN	1:37.654
ROW 4	12	27	Georgina POLDEN	1:37.122	11	25	Mike BROUWERS	1:36.428	10	52	Jorel BOERBOOM	1:36.418	
ROW 3		9	77	Alex PERSSON	1:36.413	8	62	Vasco VAN DER VALK	1:36.410	7	35	Elliot LODGE	1:36.112
ROW 2	6	1	Edward RENDELL	1:35.790	5	47	Jake ARCHER	1:35.552	4	26	Dani SAEZ	1:35.373	
ROW 1		3	95	Scott DEROUÉ	1:34.860	2	86	Charlie NESBITT	1:34.379	1	6	Taz TAYLOR	1:33.940
												Pole	

Brands Hatch GP
Circuit Length = 2.4332 miles

These results are provisional until the conclusion of any judicial and technical matters.

Race Director :	Stewards :	Timekeeper :
-----------------	------------	--------------

Results can be found at www.britishsuperbike.com

Printed - 10:24 Sunday, 19 July 2015





POS	NO	CL	PIC NAME	ENTRY	LAPS	TIME	GAP	DIFF	MPH	BEST	ON
1	95	M3	1 Scott DEROUE	KTM - Redline KTM	12	18:56.751			92.47	1:33.228	6
2	6	M3	2 Taz TAYLOR	KTM - RS Racing	12	18:56.796	0.045	0.045	92.46	1:33.113	6
3	1	M3	3 Edward RENDELL	Ten Kate Honda - Banks Racing	12	19:12.418	15.667	15.622	91.21	1:34.813	9
4	26	M3	4 Dani SAEZ	Repli-Cast Moto 3 - Repli-Cast - Armstrong	12	19:12.493	15.742	0.075	91.20	1:34.853	11
5	52	M3	5 Jorel BOERBOOM	Kalex KTM - FPW Racing	12	19:15.005	18.254	2.512	91.01	1:35.115	8
6	25	M3	6 Mike BROUWERS	Honda - Joma / Brouwersracingteam	12	19:24.179	27.428	9.174	90.29	1:35.740	9
7	35	M3	7 Elliot LODGE	Honda - Essential Team Racing / SP125	12	19:24.254	27.503	0.075	90.28	1:35.850	12
8	27	M3	8 Georgina POLDEN	KTM - RS Racing	12	19:24.850	28.099	0.596	90.24	1:36.130	11
9	62	M3	9 Vasco VAN DER VALK	Honda - Team ILR / Vasco62.nl	12	19:25.115	28.364	0.265	90.22	1:36.109	5
10	2	M3	10 Joe THOMAS	Honda - Team ILR	12	19:36.481	39.730	11.366	89.34	1:36.415	5
11	42	M3	11 Brian SLOOTEN	Honda - Bakker Frames Holland	12	19:36.514	39.763	0.033	89.34	1:36.760	4
12	72		1 Cameron HORSMAN	EE125 - FAB-Racing	12	19:44.847	48.096	8.333	88.71	1:37.723	9
13	65		2 Josh OWENS	Honda - JPL Racing	12	19:45.068	48.317	0.221	88.70	1:37.634	5
14	98	M3	12 Tomas DE VRIES	Honda - DAT Racing	12	19:45.125	48.374	0.057	88.69	1:37.639	4
15	8	M3	13 TJ TOMS	Repli-Cast Moto 3 - Repli-Cast - Armstrong	11	18:14.467	1 Lap	1 Lap	88.04	1:37.795	4
16	70		3 Ryan LONGSHAW	Honda - RCD Motorsport	11	18:29.058	1 Lap	14.591	86.88	1:39.548	11
17	3		4 Mark CLAYTON	Honda - SP125 / Refined Recruitment	11	18:29.282	1 Lap	0.224	86.86	1:39.572	9
18	16		5 Andrew SAWFORD	Aprilia - St Neots Motorcycle Co Ltd	11	18:29.751	1 Lap	0.469	86.82	1:39.194	6
19	24		6 Tasia RODINK	Honda - Promemo Racing	11	18:33.589	1 Lap	3.838	86.52	1:39.845	6
20	87		7 Jamie EDWARDS	Nykos - Kinpac Racing	11	18:39.856	1 Lap	6.267	86.04	1:39.952	3
21	34		8 Liam DELVES	Honda - Crucials Sauce / Banks Racing	11	18:40.025	1 Lap	0.169	86.03	1:40.319	8
22	13	M3	14 Sam BURMAN	Honda - WNT / Burman Racing	11	18:40.527	1 Lap	0.502	85.99	1:40.167	5
23	7		9 Jamie ASHBY	Honda - SP125 / JPA Racing	11	19:05.146	1 Lap	24.619	84.14	1:42.717	4
24	9		10 David WALES	Honda - TAD Racing	11	19:31.448	1 Lap	26.302	82.25	1:44.682	5

NOT CLASSIFIED

DNF	11		Stephen CAMPBELL	Honda - Campbell Racing	11	18:29.255	1 Lap		86.86	1:39.556	9
DNF	17		Wesley JONKER	Luyten Honda - Racing Family	11	18:29.423	1 Lap	0.168	86.85	1:38.926	6
DNF	44	M3	Edmund BEST	Honda - SymCirrus Motorsport	11	18:30.194	1 Lap	0.771	86.79	1:38.208	11
DNF	77	M3	Alex PERSSON	Kalex KTM - PWR / FPW Racing	9	14:35.248	3 Laps	2 Laps	90.07	1:35.918	9
DNF	47	M3	Jake ARCHER	Honda - RS Racing	1	1:43.166	11 Laps	8 Laps	84.91		
DNF	86	M3	Charlie NESBITT	Repli-Cast Moto 3 - Repli-Cast UK	0						
DNF	21	M3	Richard KERR	Honda - Bob Wylie Racing	0						

FASTEST LAP

6	M3	Taz TAYLOR	KTM - RS Racing	6	1:33.113	94.07 mph	151.40 kph
65		Josh OWENS	Honda - JPL Racing	5	1:37.634	89.72 mph	144.39 kph

New Lap Record

Brands Hatch GP

Circuit Length = 2.4332 miles

Start: 14:59 Flag 15:18 End: 15:20

Weather / Track : Bright / Dry

These results are provisional until the conclusion of any judicial and technical matters.

Race Director :	Stewards :	Timekeeper :
-----------------	------------	--------------

Results can be found at www.britishsuperbike.com

Printed - 15:22 Sunday, 19 July 2015



MCRCB BULLETIN TK239

2015 MCE British Superbike Championship - Round 6

2015 HEL British Motostar Championship

RACE 8 - LAP CHART

LAP 1 @ 15:01:19.414			LAP 3 @ 15:04:27.203			LAP 5 @ 15:07:34.210			LAP 7 @ 15:10:42.258			LAP 9 @ 15:13:52.038		
NO	BEHIND	LAP TIME	NO	BEHIND	LAP TIME	NO	BEHIND	LAP TIME	NO	BEHIND	LAP TIME	NO	BEHIND	LAP TIME
6		1:40.044	6		1:33.514	6		1:33.480	95		1:34.746	95		1:34.837
95	0.159	1:40.203	95	0.068	1:33.439	95	0.074	1:33.465	6	0.072	1:35.007	6	0.061	1:34.829
26	0.954	1:40.998	26	4.197	1:35.713	26	8.598	1:35.598	26	12.306	1:36.133	9	1 Lap	1:45.083
77	2.662	1:42.706	1	8.050	1:36.110	1	11.761	1:35.378	1	14.095	1:35.172	1	13.942	1:34.813
35	2.826	1:42.870	52	8.302	1:36.605	52	11.943	1:35.272	52	14.597	1:35.300	26	13.969	1:35.907
62	2.896	1:42.940	77	8.660	1:36.484	77	14.669	1:36.522	77	19.816	1:36.274	52	15.266	1:35.334
52	2.912	1:42.956	35	8.886	1:36.591	35	14.927	1:36.671	35	19.931	1:36.204	77	22.580	1:35.918
47	3.122	1:43.166	25	9.196	1:36.495	25	15.003	1:36.092	27	20.214	1:36.190	35	22.663	1:36.170
25	3.854	1:43.898	62	9.301	1:36.840	62	15.179	1:36.109	25	20.477	1:36.693	25	22.766	1:35.740
1	3.944	1:43.988	27	10.314	1:36.536	27	15.640	1:36.190	62	20.627	1:36.437	27	23.155	1:36.187
27	4.484	1:44.528	42	11.368	1:36.885	42	18.314	1:37.193	42	25.111	1:37.751	62	23.338	1:36.138
42	4.974	1:45.018	2	12.404	1:36.470	2	18.649	1:36.415	2	25.402	1:37.384	2	30.349	1:37.485
44	5.523	1:45.567	72	14.571	1:37.730	72	23.247	1:37.831	72	31.428	1:38.293	42	30.863	1:37.856
98	5.731	1:45.775	65	14.807	1:37.767	65	23.499	1:37.634	65	31.747	1:38.418	72	37.830	1:37.723
2	5.778	1:45.822	98	15.364	1:38.555	98	24.022	1:38.026	98	31.905	1:38.016	65	38.176	1:37.904
72	5.839	1:45.883	8	17.011	1:38.263	8	26.674	1:38.875	8	37.254	1:39.275	98	38.239	1:37.721
65	6.439	1:46.483	70	21.970	1:39.940	70	35.220	1:39.978	70	47.279	1:40.455	8	44.692	1:38.605
8	7.746	1:47.790	3	22.469	1:40.334	3	35.285	1:39.878	3	47.362	1:40.428	70	57.139	1:39.676
70	8.185	1:48.229	11	22.535	1:40.322	11	35.387	1:39.885	11	47.494	1:40.442	11	57.275	1:39.556
3	8.604	1:48.648	24	22.755	1:40.386	24	36.791	1:40.832	16	48.039	1:39.397	3	57.349	1:39.572
24	8.669	1:48.713	16	24.577	1:39.784	16	37.496	1:39.503	24	48.728	1:40.140	17	57.971	1:39.816
11	8.769	1:48.813	34	25.195	1:40.368	17	38.062	1:39.296	17	48.860	1:39.920	16	58.071	1:40.224
34	11.221	1:51.265	87	25.501	1:39.952	34	40.032	1:41.076	44	53.017	1:39.236	24	59.378	1:40.220
13	11.298	1:51.342	17	25.560	1:39.665	87	40.085	1:40.909	87	53.541	1:40.664	44	1:00.634	1:38.448
16	11.340	1:51.384	13	27.106	1:41.029	13	41.068	1:40.167	34	54.479	1:40.835	87	1:05.192	1:40.585
87	11.508	1:51.552	7	31.121	1:43.097	44	43.261	1:38.948	13	54.932	1:41.236	34	1:05.752	1:40.734
17	11.674	1:51.718	44	31.449	1:39.939	7	49.753	1:42.922	7	1:08.302	1:43.537	13	1:05.917	1:40.571
7	12.484	1:52.528	9	37.098	1:45.255	9	1:00.859	1:44.682	9	1:24.980	1:46.227	7	1:24.724	1:42.955
9	13.625	1:53.669												

LAP 2 @ 15:02:53.689			LAP 4 @ 15:06:00.730			LAP 6 @ 15:09:07.323			LAP 8 @ 15:12:17.201			LAP 10 @ 15:15:26.851		
NO	BEHIND	LAP TIME	NO	BEHIND	LAP TIME	NO	BEHIND	LAP TIME	NO	BEHIND	LAP TIME	NO	BEHIND	LAP TIME
6		1:34.275	6		1:33.527	6		1:33.113	95		1:34.943	6		1:34.752
95	0.143	1:34.259	95	0.089	1:33.548	95	0.189	1:33.228	6	0.069	1:34.940	95	0.044	1:34.857
26	1.998	1:35.319	26	6.480	1:35.810	26	11.108	1:35.623	26	12.899	1:35.536	9	1 Lap	1:45.580
52	5.211	1:36.574	1	9.863	1:35.340	1	13.858	1:35.210	1	13.966	1:34.814	1	14.700	1:35.571
1	5.454	1:35.785	52	10.151	1:35.376	52	14.232	1:35.402	52	14.769	1:35.115	26	15.128	1:35.972
77	5.690	1:37.303	77	11.627	1:36.494	77	18.477	1:36.921	35	21.330	1:36.342	52	15.934	1:35.481
35	5.809	1:37.258	35	11.736	1:36.377	35	18.662	1:36.848	77	21.499	1:36.626	35	24.625	1:36.775
62	5.975	1:37.354	25	12.391	1:36.722	25	18.719	1:36.829	27	21.805	1:36.534	25	24.864	1:36.911
25	6.215	1:36.636	62	12.550	1:36.776	27	18.958	1:36.431	25	21.863	1:36.329	27	25.096	1:36.754
27	7.292	1:37.083	27	12.930	1:36.143	62	19.125	1:37.059	62	22.037	1:36.353	62	25.328	1:36.803
42	7.997	1:37.298	42	14.601	1:36.760	42	22.295	1:37.094	2	27.701	1:37.242	42	33.236	1:37.186
2	9.448	1:37.945	2	15.714	1:36.837	2	22.953	1:37.417	42	27.844	1:37.676	2	33.272	1:37.736
98	10.323	1:38.867	72	18.896	1:37.852	72	28.070	1:37.936	72	34.944	1:38.459	72	41.387	1:38.370
72	10.355	1:38.791	65	19.345	1:38.065	65	28.264	1:37.878	65	35.109	1:38.305	65	41.641	1:38.278
65	10.554	1:38.390	98	19.476	1:37.639	98	28.824	1:37.915	98	35.355	1:38.393	98	41.730	1:38.304
8	12.262	1:38.791	8	21.279	1:37.795	8	32.914	1:39.353	8	40.924	1:38.613	8	48.879	1:39.000
70	15.544	1:41.634	70	28.722	1:40.279	70	41.759	1:39.652	70	52.300	1:39.964	70	1:02.029	1:39.703
3	15.649	1:41.320	3	28.887	1:39.945	3	41.869	1:39.697	11	52.556	1:40.005	11	1:02.095	1:39.633
11	15.727	1:41.233	11	28.982	1:39.974	11	41.987	1:39.713	3	52.614	1:40.195	3	1:02.160	1:39.624
24	15.883	1:41.489	24	29.439	1:40.211	24	43.523	1:39.845	16	52.684	1:39.588	17	1:02.280	1:39.122
16	18.307	1:41.242	16	31.473	1:40.423	16	43.577	1:39.194	17	52.992	1:39.075	16	1:02.622	1:39.364
34	18.341	1:41.395	17	32.246	1:40.213	17	43.875	1:38.926	24	53.995	1:40.210	44	1:04.505	1:38.684
87	19.063	1:41.830	34	32.436	1:40.768	87	47.812	1:40.840	44	57.023	1:38.949	24	1:05.660	1:41.095
17	19.409	1:42.010	87	32.656	1:40.682	34	48.579	1:41.660	87	59.444	1:40.846	87	1:11.487	1:41.108
13	19.591	1:42.568	13	34.381	1:40.802	13	48.631	1:40.676	34	59.855	1:40.319	34	1:11.838	1:40.899
7	21.538	1:43.329	44	37.793	1:39.871	44	48.716	1:38.568	13	1:00.183	1:40.194	13	1:12.005	1:40.901
44	25.024	1:53.776	7	40.311	1:42.717	7	59.700	1:43.060	7	1:16.606	1:43.247	7	1:33.206	1:43.295
9	25.357	1:46.007	9	49.657	1:46.086	9	1:13.688	1:45.942						

Brands Hatch GP
 Circuit Length = 2.4332 miles
 Start: 14:59 Flag 15:18 End: 15:20

Weather / Track : Bright / Dry

MCRCB BULLETIN TK239

2015 MCE British Superbike Championship - Round 6

2015 HEL British Motostar Championship

RACE 8 - LAP CHART

LAP 11 @ 15:17:01.591

NO	BEHIND	LAP TIME
6		1:34.740
95	0.030	1:34.726
1	15.064	1:35.104
26	15.241	1:34.853
52	17.120	1:35.926
9	1 Lap	1:46.805
25	25.913	1:35.789
35	26.183	1:36.298
27	26.486	1:36.130
62	26.711	1:36.123
2	36.762	1:38.230
42	36.827	1:38.331
72	44.829	1:38.182
65	45.021	1:38.120
98	45.091	1:38.101
8	52.246	1:38.107
70	1:06.837	1:39.548
11	1:07.034	1:39.679
3	1:07.061	1:39.641
17	1:07.202	1:39.662
16	1:07.530	1:39.648
44	1:07.973	1:38.208
24	1:11.368	1:40.448
87	1:17.635	1:40.888
34	1:17.804	1:40.706
13	1:18.306	1:41.041

LAP 12 @ 15:18:36.121

NO	BEHIND	LAP TIME
95		1:34.500
6	0.045	1:34.575
7	1 Lap	1:44.459
1	15.667	1:35.133
26	15.742	1:35.031
52	18.254	1:35.664
25	27.428	1:36.045
35	27.503	1:35.850
27	28.099	1:36.143
62	28.364	1:36.183
9	1 Lap	1:46.112
2	39.730	1:37.498
42	39.763	1:37.466
72	48.096	1:37.797
65	48.317	1:37.826
98	48.374	1:37.813

Weather / Track : Bright / Dry

Results can be found at www.tsl-timing.com

Page 2 of 2

Brands Hatch GP
Circuit Length = 2.4332 miles
Start: 14:59 Flag 15:18 End: 15:20

Printed - 15:24 Sunday, 19 July 2015

MCRCB BULLETIN TK240

2015 MCE British Superbike Championship - Round 6

2015 HEL British Motostar Championship

RACE 8 - POSITION CHART

No	Name	Lap												
		Pos	1	2	3	4	5	6	7	8	9	10	11	12
6	TAYLOR	1	6	6	6	6	6	6	95	95	95	6	6	95
86	NESBITT	2	95	95	95	95	95	95	6	6	6	95	95	6
95	DEROUE	3	26	26	26	26	26	26	26	26	1	1	1	1
26	SAEZ	4	77	52	1	1	1	1	1	1	26	26	26	26
47	ARCHER	5	35	1	52	52	52	52	52	52	52	52	52	52
1	RENDELL	6	62	77	77	77	77	77	77	35	77	35	25	25
35	LODGE	7	52	35	35	35	35	35	35	77	35	25	35	35
62	VAN DER VALK	8	47	62	25	25	25	25	27	27	25	27	27	27
77	PERSSON	9	25	25	62	62	62	27	25	25	27	62	62	62
52	BOERBOOM	10	1	27	27	27	27	62	62	62	62	42	2	2
25	BROUWERS	11	27	42	42	42	42	42	42	2	2	2	42	42
27	POLDEN	12	42	2	2	2	2	2	2	42	42	72	72	72
42	SLOOTEN	13	44	98	72	72	72	72	72	72	72	65	65	65
44	BEST	14	98	72	65	65	65	65	65	65	65	98	98	98
65	OWENS	15	2	65	98	98	98	98	98	98	98	8	8	8
2	THOMAS	16	72	8	8	8	8	8	8	8	8	8	70	70
98	DE VRIES	17	65	70	70	70	70	70	70	70	70	11	11	11
21	KERR	18	8	3	3	3	3	3	3	11	11	3	3	3
11	CAMPBELL	19	70	11	11	11	11	11	11	3	3	17	17	17
8	TOMS	20	3	24	24	24	24	24	24	16	16	17	16	16
70	LONGSHAW	21	24	16	16	16	16	16	16	24	17	16	44	44
72	HORSMAN	22	11	34	34	17	17	17	17	24	24	24	24	24
3	CLAYTON	23	34	87	87	34	34	87	44	44	44	87	87	87
87	EDWARDS	24	13	17	17	87	87	34	87	87	87	34	34	34
24	RODINK	25	16	13	13	13	13	13	13	34	34	34	13	13
16	SAWFORD	26	87	7	7	44	44	44	13	13	13	7	7	7
34	DELVES	27	17	44	44	7	7	7	7	7	7	9	9	9
17	JONKER	28	7	9	9	9	9	9	9	9	9	9	9	9
7	ASHBY	29	9											
13	BURMAN	30												
9	WALES	31												

Weather / Track : Bright / Dry

Results can be found at www.tsl-timing.com

Brands Hatch GP
 Circuit Length = 2.4332 miles
 Start: 14:59 Flag 15:18 End: 15:20

Printed - 15:25 Sunday, 19 July 2015

MCRCB BULLETIN TK241

2015 MCE British Superbike Championship - Round 6

2015 HEL British Motostar Championship

RACE 8 - SECTOR ANALYSIS

SECTOR 1 = FL to I1, SECTOR 2 = I1 to I2 SECTOR 3 = I2 to I3, SECTOR 4 = I3 to FL, DIFF = Difference To Personal Best Lap

P1		95 M3		Scott DEROUE		KTM - Redline KTM						
IDEAL LAP TIME : 1:33.211		BEST LAP TIME : 1:33.228		DIFFERENCE : 0.017								
LAP	SECTOR 1	SECTOR 2	SECTOR 3	SECTOR 4	LAP TIME	MPH	DIFF	TIME OF DAY				
1 -		102.7	17.395	127.8	25.047	90.5	22.403	126.8	1:40.203	87.42	6.975	15:01:19.573
2 -	29.654	104.8	17.026	130.8	24.791	91.8	22.788	124.0	1:34.259	92.93	1.031	15:02:53.832
3 -	29.502	105.3	17.079	130.0	24.517	92.4	22.341	129.0	1:33.439 (2)	93.74	0.211	15:04:27.271
4 -	29.608	104.8	17.089	129.8	24.574	94.3	22.277	128.5	1:33.548	93.64	0.320	15:06:00.819
5 -	29.482	105.3	17.116	130.0	24.489	93.5	22.378	127.5	1:33.465 (3)	93.72	0.237	15:07:34.284
6 -	29.499	105.5	17.010	130.0	24.489	90.6	22.230	128.0	1:33.228 (1)	93.96		15:09:07.512
7 -	29.928	103.0	17.245	128.8	24.837	95.4	22.736	125.2	1:34.746	92.45	1.518	15:10:42.258
8 -	29.981	103.5	17.155	128.5	25.012	93.3	22.795	126.1	1:34.943	92.26	1.715	15:12:17.201
9 -	29.873	102.2	17.370	129.0	24.942	93.2	22.652	125.9	1:34.837	92.36	1.609	15:13:52.038
10 -	29.855	103.2	17.191	126.8	24.981	93.2	22.830	125.2	1:34.857	92.34	1.629	15:15:26.895
11 -	30.075	103.0	17.162	129.0	24.887	92.3	22.602	125.4	1:34.726	92.47	1.498	15:17:01.621
12 -	29.851	104.0	17.202	128.5	24.843	93.3	22.604	125.6	1:34.500	92.69	1.272	15:18:36.121

P2		6 M3		Taz TAYLOR		KTM - RS Racing						
IDEAL LAP TIME : 1:33.013		BEST LAP TIME : 1:33.113		DIFFERENCE : 0.100								
LAP	SECTOR 1	SECTOR 2	SECTOR 3	SECTOR 4	LAP TIME	MPH	DIFF	TIME OF DAY				
1 -		104.3	17.267	130.0	24.892	89.7	22.449	126.6	1:40.044	87.55	6.931	15:01:19.414
2 -	29.683	105.0	17.006	130.3	25.048	91.3	22.538	125.4	1:34.275	92.91	1.162	15:02:53.689
3 -	29.492	104.8	16.953	130.5	24.630	91.0	22.439	127.3	1:33.514 (3)	93.67	0.401	15:04:27.203
4 -	29.488	105.1	16.835	131.3	24.682	90.3	22.522	126.1	1:33.527	93.66	0.414	15:06:00.730
5 -	29.367	105.8	16.939	131.5	24.611	90.9	22.563	125.9	1:33.480 (2)	93.70	0.367	15:07:34.210
6 -	29.407	105.5	16.895	130.8	24.555	90.4	22.256	127.3	1:33.113 (1)	94.07		15:09:07.323
7 -	30.168	102.6	17.233	132.1	24.925	91.3	22.681	125.9	1:35.007	92.20	1.894	15:10:42.330
8 -	29.993	105.0	17.141	127.0	24.987	91.1	22.819	128.3	1:34.940	92.26	1.827	15:12:17.270
9 -	29.806	103.5	17.440	127.5	24.949	91.1	22.634	126.8	1:34.829	92.37	1.716	15:13:52.099
10 -	29.817	101.8	17.176	126.1	25.048	93.2	22.711	126.1	1:34.752	92.45	1.639	15:15:26.851
11 -	30.126	104.8	17.242	127.3	24.999	93.2	22.373	126.3	1:34.740	92.46	1.627	15:17:01.591
12 -	29.934	105.6	17.219	127.8	24.917	91.8	22.505	127.3	1:34.575	92.62	1.462	15:18:36.166

P3		1 M3		Edward RENDELL		Ten Kate Honda - Banks Racing						
IDEAL LAP TIME : 1:34.588		BEST LAP TIME : 1:34.813		DIFFERENCE : 0.225								
LAP	SECTOR 1	SECTOR 2	SECTOR 3	SECTOR 4	LAP TIME	MPH	DIFF	TIME OF DAY				
1 -		101.2	17.478	122.0	27.713	90.5	23.005	124.0	1:43.988	84.23	9.175	15:01:23.358
2 -	29.885	102.2	17.592	124.9	25.471	91.1	22.837	123.3	1:35.785	91.45	0.972	15:02:59.143
3 -	30.633	98.6	17.609	123.1	24.981	91.8	22.887	122.6	1:36.110	91.14	1.297	15:04:35.253
4 -	30.048	99.8	17.458	122.9	24.999	94.6	22.835	121.3	1:35.340	91.88	0.527	15:06:10.593
5 -	30.052	100.7	17.568	123.5	24.848	93.5	22.910	121.3	1:35.378	91.84	0.565	15:07:45.971
6 -	29.923	100.7	17.513	122.9	24.985	93.8	22.789	122.4	1:35.210	92.00	0.397	15:09:21.181
7 -	30.090	98.6	17.477	124.0	24.818	94.7	22.787	122.0	1:35.172	92.04	0.359	15:10:56.353
8 -	29.782	99.1	17.553	123.3	24.822	95.0	22.657	122.9	1:34.814 (2)	92.38	0.001	15:12:31.167
9 -	29.849	100.4	17.376	123.3	24.773	93.2	22.815	122.6	1:34.813 (1)	92.39		15:14:05.980
10 -	30.464	100.4	17.521	123.1	24.922	95.1	22.664	122.9	1:35.571	91.65	0.758	15:15:41.551
11 -	29.846	100.0	17.630	123.3	24.950	96.1	22.678	121.3	1:35.104 (3)	92.10	0.291	15:17:16.655
12 -	29.925	100.3	17.509	123.3	24.873	94.1	22.826	122.0	1:35.133	92.07	0.320	15:18:51.788

P4		26 M3		Dani SAEZ		Repli-Cast Moto 3 - Repli-Cast - Armstrong						
IDEAL LAP TIME : 1:34.482		BEST LAP TIME : 1:34.853		DIFFERENCE : 0.371								
LAP	SECTOR 1	SECTOR 2	SECTOR 3	SECTOR 4	LAP TIME	MPH	DIFF	TIME OF DAY				
1 -		99.7	17.540	127.0	25.155	89.8	22.806	123.5	1:40.998	86.73	6.145	15:01:20.368
2 -	29.819	102.6	17.394	126.6	25.270	91.1	22.836	123.8	1:35.319 (3)	91.90	0.466	15:02:55.687
3 -	29.969	101.5	17.599	125.4	25.265	90.1	22.880	123.1	1:35.713	91.52	0.860	15:04:31.400
4 -	29.976	101.2	17.415	125.6	25.310	92.8	23.109	122.4	1:35.810	91.42	0.957	15:06:07.210
5 -	30.046	102.1	17.426	125.9	25.157	92.3	22.969	122.6	1:35.598	91.63	0.745	15:07:42.808
6 -	29.920	102.2	17.471	125.4	25.225	92.3	23.007	123.5	1:35.623	91.60	0.770	15:09:18.431
7 -	30.308	100.7	17.554	125.4	25.352	91.9	22.919	124.0	1:36.133	91.12	1.280	15:10:54.564
8 -	30.077	100.4	17.387	125.4	25.220	90.1	22.852	124.0	1:35.536	91.69	0.683	15:12:30.100
9 -	30.022	101.2	17.424	125.4	25.333	90.4	23.128	124.5	1:35.907	91.33	1.054	15:14:06.007

Weather / Track : Bright / Dry

Brands Hatch GP

Circuit Length = 2.4332 miles

Start: 14:59 Flag 15:18 End: 15:20

MCRCB BULLETIN TK241

2015 MCE British Superbike Championship - Round 6

2015 HEL British Motostar Championship

RACE 8 - SECTOR ANALYSIS

SECTOR 1 = FL to I1, SECTOR 2 = I1 to I2 SECTOR 3 = I2 to I3, SECTOR 4 = I3 to FL, DIFF = Difference To Personal Best Lap

10 -	30.631	103.2	17.333	126.3	25.309	94.1	22.699	125.6	1:35.972	91.27	1.119	15:15:41.979	
11 -	29.595	103.0	17.591	124.5	25.123	94.2	22.544	125.4	1:34.853 (1)	92.35		15:17:16.832	
12 -	29.886	103.5	17.475	123.5	25.010	93.7	22.660	119.4	1:35.031	(2)	92.17	0.178	15:18:51.863

P5		52 M3		Jorel BOERBOOM				Kalex KTM - FPW Racing									
IDEAL LAP TIME :		1:34.937		BEST LAP TIME :				1:35.115					DIFFERENCE :		0.178		
LAP	SECTOR 1	SECTOR 2	SECTOR 3	SECTOR 4	LAP TIME	MPH	DIFF	TIME OF DAY									
1 -		103.2	17.370	131.0	25.710	86.8	22.757	127.3	1:42.956	85.08	7.841	15:01:22.326					
2 -	30.493	101.8	17.614	128.3	25.589	88.6	22.878	126.1	1:36.574	90.70	1.459	15:02:58.900					
3 -	30.986	100.4	17.562	126.8	25.419	89.3	22.638	127.3	1:36.605	90.67	1.490	15:04:35.505					
4 -	30.257	102.2	17.265	130.0	25.195	91.0	22.659	126.3	1:35.376	91.84	0.261	15:06:10.881					
5 -	30.233	103.4	17.272	129.8	25.125	91.6	22.642	126.3	1:35.272	(2)	91.94	0.157	15:07:46.153				
6 -	30.112	102.9	17.262	129.0	25.404	91.8	22.624	126.1	1:35.402	91.82	0.287	15:09:21.555					
7 -	30.318	101.5	17.294	129.5	25.087	92.0	22.601	127.0	1:35.300	(3)	91.91	0.185	15:10:56.855				
8 -	30.190	102.7	17.249	129.5	25.187	91.6	22.489	127.0	1:35.115 (1)	92.09			15:12:31.970				
9 -	30.169	102.6	17.298	129.5	25.108	92.5	22.759	127.3	1:35.334	91.88	0.219	15:14:07.304					
10 -	30.202	103.2	17.285	129.3	25.449	91.6	22.545	127.5	1:35.481	91.74	0.366	15:15:42.785					
11 -	30.222	102.4	17.374	129.0	25.699	91.3	22.631	125.9	1:35.926	91.31	0.811	15:17:18.711					
12 -	30.264	102.2	17.272	129.0	25.312	91.6	22.816	126.1	1:35.664	91.56	0.549	15:18:54.375					

P6		25 M3		Mike BROUWERS				Honda - Joma / Brouwersracingteam									
IDEAL LAP TIME :		1:35.423		BEST LAP TIME :				1:35.740					DIFFERENCE :		0.317		
LAP	SECTOR 1	SECTOR 2	SECTOR 3	SECTOR 4	LAP TIME	MPH	DIFF	TIME OF DAY									
1 -		99.4	17.646	125.2	25.444	87.2	23.125	122.2	1:43.898	84.31	8.158	15:01:23.268					
2 -	30.544	101.0	17.748	124.5	25.345	83.2	22.999	123.8	1:36.636	90.64	0.896	15:02:59.904					
3 -	30.548	99.2	17.776	124.5	25.271	84.9	22.900	123.8	1:36.495	90.78	0.755	15:04:36.399					
4 -	30.605	99.8	17.613	124.7	25.522	92.4	22.982	121.1	1:36.722	90.56	0.982	15:06:13.121					
5 -	30.500	100.0	17.568	123.8	24.980	88.0	23.044	123.3	1:36.092	91.16	0.352	15:07:49.213					
6 -	30.237	100.3	17.665	122.2	25.593	90.8	23.334	122.2	1:36.829	90.46	1.089	15:09:26.042					
7 -	30.731	99.8	17.559	124.7	25.394	91.0	23.009	123.5	1:36.693	90.59	0.953	15:11:02.735					
8 -	30.395	100.1	17.625	124.7	25.223	87.4	23.086	122.2	1:36.329	90.93	0.589	15:12:39.064					
9 -	30.397	101.3	17.487	123.8	25.020	86.9	22.836	123.5	1:35.740 (1)	91.49			15:14:14.804				
10 -	30.979	100.7	17.531	123.3	25.319	88.1	23.082	120.9	1:36.911	90.39	1.171	15:15:51.715					
11 -	30.244	101.0	17.370	124.7	25.316	91.4	22.859	120.2	1:35.789	(2)	91.44	0.049	15:17:27.504				
12 -	30.328	99.1	17.630	121.7	25.104	90.8	22.983	120.0	1:36.045	(3)	91.20	0.305	15:19:03.549				

P7		35 M3		Elliot LODGE				Honda - Essential Team Racing / SP125									
IDEAL LAP TIME :		1:35.591		BEST LAP TIME :				1:35.850					DIFFERENCE :		0.259		
LAP	SECTOR 1	SECTOR 2	SECTOR 3	SECTOR 4	LAP TIME	MPH	DIFF	TIME OF DAY									
1 -		102.2	17.312	129.8	25.901	83.8	23.137	122.9	1:42.870	85.15	7.020	15:01:22.240					
2 -	30.761	101.3	17.672	128.5	25.972	84.2	22.853	123.5	1:37.258	90.06	1.408	15:02:59.498					
3 -	30.506	94.6	17.747	128.0	25.618	85.8	22.720	125.4	1:36.591	90.69	0.741	15:04:36.089					
4 -	30.479	101.0	17.375	128.5	25.703	86.9	22.820	124.5	1:36.377	90.89	0.527	15:06:12.466					
5 -	30.604	98.6	17.415	127.8	25.591	88.4	23.061	122.4	1:36.671	90.61	0.821	15:07:49.137					
6 -	30.457	101.3	17.481	125.2	25.885	86.3	23.025	122.4	1:36.848	90.44	0.998	15:09:25.985					
7 -	30.508	100.4	17.329	126.8	25.614	89.2	22.753	124.2	1:36.204	(3)	91.05	0.354	15:11:02.189				
8 -	30.425	100.6	17.420	126.3	25.600	93.9	22.897	122.0	1:36.342	90.92	0.492	15:12:38.531					
9 -	30.328	101.3	17.396	124.0	25.327	91.1	23.119	124.5	1:36.170	(2)	91.08	0.320	15:14:14.701				
10 -	30.820	101.2	17.532	123.3	25.458	91.1	22.965	122.4	1:36.775	90.51	0.925	15:15:51.476					
11 -	30.232	101.8	17.433	124.2	25.699	91.8	22.934	122.0	1:36.298	90.96	0.448	15:17:27.774					
12 -	30.277	102.4	17.477	125.9	25.349	88.3	22.747	123.1	1:35.850 (1)	91.39			15:19:03.624				

P8		27 M3		Georgina POLDEN				KTM - RS Racing									
IDEAL LAP TIME :				BEST LAP TIME :				1:36.130					DIFFERENCE :				
LAP	SECTOR 1	SECTOR 2	SECTOR 3	SECTOR 4	LAP TIME	MPH	DIFF	TIME OF DAY									
1 -									1:44.528	83.80	8.398	15:01:23.898					
2 -									1:37.083	90.23	0.953	15:03:00.981					
3 -									1:36.536	90.74	0.406	15:04:37.517					
4 -									1:36.143	(2)	91.11	0.013	15:06:13.660				
5 -									1:36.190	91.06	0.060	15:07:49.850					

Weather / Track : Bright / Dry

Brands Hatch GP

Circuit Length = 2.4332 miles

Start: 14:59 Flag 15:18 End: 15:20

MCRCB BULLETIN TK241

2015 MCE British Superbike Championship - Round 6

2015 HEL British Motostar Championship

RACE 8 - SECTOR ANALYSIS

SECTOR 1 = FL to I1, SECTOR 2 = I1 to I2 SECTOR 3 = I2 to I3, SECTOR 4 = I3 to FL, DIFF = Difference To Personal Best Lap

6 -								1:36.431	90.84	0.301	15:09:26.281
7 -								1:36.190	91.06	0.060	15:11:02.472
8 -								1:36.534	90.74	0.404	15:12:39.006
9 -								1:36.187	91.07	0.057	15:14:15.193
10 -								1:36.754	90.53	0.624	15:15:51.947
11 -								1:36.130 (1)	91.12		15:17:28.077
12 -								1:36.143 (2)	91.11	0.013	15:19:04.220

P9		62 M3		Vasco VAN DER VALK				Honda - Team ILR / Vasco62.nl				
IDEAL LAP TIME : 1:35.810		BEST LAP TIME : 1:36.109		DIFFERENCE : 0.299								
LAP	SECTOR 1	SECTOR 2	SECTOR 3	SECTOR 4	LAP TIME	MPH	DIFF	TIME OF DAY				
1 -		102.7	17.438	125.2	25.766	86.7	22.948	123.1	1:42.940	85.09	6.831	15:01:22.310
2 -	31.152	102.2	17.499	123.1	25.849	86.0	22.854	125.6	1:37.354	89.97	1.245	15:02:59.664
3 -	30.821	100.0	17.683	125.6	25.570	91.6	22.766	126.6	1:36.840	90.45	0.731	15:04:36.504
4 -	30.622	101.3	17.427	126.6	25.875	92.0	22.852	125.2	1:36.776	90.51	0.667	15:06:13.280
5 -	30.490	102.1	17.477	122.0	25.423	89.2	22.719	125.2	1:36.109 (1)	91.14		15:07:49.389
6 -	30.499	102.7	17.406	123.8	26.046	85.3	23.108	125.6	1:37.059	90.25	0.950	15:09:26.448
7 -	30.697	100.6	17.406	125.6	25.596	89.7	22.738	125.9	1:36.437	90.83	0.328	15:11:02.885
8 -	30.427	101.8	17.396	124.9	25.581	88.1	22.949	125.4	1:36.353	90.91	0.244	15:12:39.238
9 -	30.594	101.9	17.424	125.2	25.436	89.2	22.684	127.0	1:36.138 (3)	91.11	0.029	15:14:15.376
10 -	30.711	102.9	17.456	125.6	25.733	86.3	22.903	125.4	1:36.803	90.49	0.694	15:15:52.179
11 -	30.410	102.2	17.323	125.4	25.624	88.3	22.766	126.1	1:36.123 (2)	91.13	0.014	15:17:28.302
12 -	30.535	100.6	17.385	127.5	25.393	86.2	22.870	124.2	1:36.183	91.07	0.074	15:19:04.485

P10		2 M3		Joe THOMAS				Honda - Team ILR				
IDEAL LAP TIME : 1:36.230		BEST LAP TIME : 1:36.415		DIFFERENCE : 0.185								
LAP	SECTOR 1	SECTOR 2	SECTOR 3	SECTOR 4	LAP TIME	MPH	DIFF	TIME OF DAY				
1 -		99.2	17.686	126.3	26.110	87.7	23.096	123.5	1:45.822	82.77	9.407	15:01:25.192
2 -	30.868	98.1	17.562	125.9	26.180	85.5	23.335	120.4	1:37.945	89.43	1.530	15:03:03.137
3 -	30.430	99.5	17.694	124.0	25.283	91.4	23.063	122.4	1:36.470 (2)	90.80	0.055	15:04:39.607
4 -	30.392	99.2	17.595	124.0	25.564	87.1	23.286	121.1	1:36.837 (3)	90.45	0.422	15:06:16.444
5 -	30.453	99.8	17.681	123.5	25.226	89.3	23.055	121.3	1:36.415 (1)	90.85		15:07:52.859
6 -	30.387	100.1	17.985	122.4	25.472	90.5	23.573	120.2	1:37.417	89.92	1.002	15:09:30.276
7 -	30.607	99.1	17.685	123.5	25.618	89.3	23.474	122.0	1:37.384	89.95	0.969	15:11:07.660
8 -	30.586	98.9	17.825	123.5	25.520	90.5	23.311	120.9	1:37.242	90.08	0.827	15:12:44.902
9 -	30.662	99.5	17.817	120.9	25.627	85.8	23.379	119.4	1:37.485	89.85	1.070	15:14:22.387
10 -	30.805	98.9	17.782	119.4	25.692	86.9	23.457	120.0	1:37.736	89.62	1.321	15:16:00.123
11 -	30.879	99.4	17.722	124.5	25.967	91.4	23.662	120.0	1:38.230	89.17	1.815	15:17:38.353
12 -	30.814	98.9	17.736	121.1	25.505	91.1	23.443	118.9	1:37.498	89.84	1.083	15:19:15.851

P11		42 M3		Brian SLOOTEN				Honda - Bakker Frames Holland				
IDEAL LAP TIME : 1:36.657		BEST LAP TIME : 1:36.760		DIFFERENCE : 0.103								
LAP	SECTOR 1	SECTOR 2	SECTOR 3	SECTOR 4	LAP TIME	MPH	DIFF	TIME OF DAY				
1 -		96.0	17.729	128.5	26.237	88.0	23.259	123.3	1:45.018	83.41	8.258	15:01:24.388
2 -	30.620	101.8	17.570	127.0	25.938	89.8	23.170	122.2	1:37.298	90.03	0.538	15:03:01.686
3 -	30.510	101.0	17.580	126.3	25.787	91.0	23.008	123.1	1:36.885 (2)	90.41	0.125	15:04:38.571
4 -	30.427	101.0	17.532	125.6	25.759	89.5	23.042	121.7	1:36.760 (1)	90.53		15:06:15.331
5 -	30.622	101.6	17.656	124.7	25.699	88.7	23.216	121.1	1:37.193	90.12	0.433	15:07:52.524
6 -	30.449	100.6	17.583	124.2	25.853	91.0	23.209	121.3	1:37.094 (3)	90.22	0.334	15:09:29.618
7 -	30.800	99.1	17.697	123.3	26.033	90.8	23.221	121.5	1:37.751	89.61	0.991	15:11:07.369
8 -	30.730	99.7	17.609	123.8	25.870	88.7	23.467	122.6	1:37.676	89.68	0.916	15:12:45.045
9 -	31.180	101.0	17.721	124.2	25.690	87.7	23.265	121.7	1:37.856	89.51	1.096	15:14:22.901
10 -	30.505	101.2	17.692	124.2	25.708	87.4	23.281	122.6	1:37.186	90.13	0.426	15:16:00.087
11 -	30.671	100.1	17.697	123.8	26.376	89.4	23.587	120.9	1:38.331	89.08	1.571	15:17:38.418
12 -	30.954	101.3	17.584	125.2	25.824	89.8	23.104	122.0	1:37.466	89.87	0.706	15:19:15.884

P12		72		Cameron HORSMAN				EE125 - FAB-Racing				
IDEAL LAP TIME : 1:37.095		BEST LAP TIME : 1:37.723		DIFFERENCE : 0.628								
LAP	SECTOR 1	SECTOR 2	SECTOR 3	SECTOR 4	LAP TIME	MPH	DIFF	TIME OF DAY				
1 -		100.3	17.838	129.3	26.634	85.7	22.938	125.9	1:45.883	82.73	8.160	15:01:25.253

Weather / Track : Bright / Dry

Brands Hatch GP

Circuit Length = 2.4332 miles

Start: 14:59 Flag 15:18 End: 15:20

MCRCB BULLETIN TK241

2015 MCE British Superbike Championship - Round 6

2015 HEL British Motostar Championship

RACE 8 - SECTOR ANALYSIS

SECTOR 1 = FL to I1, SECTOR 2 = I1 to I2 SECTOR 3 = I2 to I3, SECTOR 4 = I3 to FL, DIFF = Difference To Personal Best Lap

2 -	31.127	101.8	17.935	128.3	26.268	84.6	23.461	124.7	1:38.791	88.67	1.068	15:03:04.044
3 -	30.780	100.6	17.769	126.8	26.135	88.6	23.046	124.7	1:37.730 (2)	89.63	0.007	15:04:41.774
4 -	30.956	100.3	17.499	127.0	26.233	86.0	23.164	123.1	1:37.852	89.52	0.129	15:06:19.626
5 -	30.764	102.1	17.589	125.6	26.282	86.5	23.196	122.6	1:37.831	89.54	0.108	15:07:57.457
6 -	30.542	102.1	17.762	125.4	26.713	89.1	22.919	124.5	1:37.936	89.44	0.213	15:09:35.393
7 -	30.983	98.5	17.831	124.0	26.264	87.1	23.215	123.3	1:38.293	89.11	0.570	15:11:13.686
8 -	31.092	100.7	17.724	124.9	26.357	89.1	23.286	123.8	1:38.459	88.96	0.736	15:12:52.145
9 -	30.613	100.9	17.774	124.2	26.202	89.2	23.134	123.3	1:37.723 (1)	89.63		15:14:29.868
10 -	31.125	99.2	17.774	123.5	26.247	88.6	23.224	123.1	1:38.370	89.04	0.647	15:16:08.238
11 -	30.742	100.3	17.773	126.1	26.473	87.0	23.194	123.5	1:38.182	89.22	0.459	15:17:46.420
12 -	30.724	100.9	17.705	124.5	26.264	87.6	23.104	122.9	1:37.797 (3)	89.57	0.074	15:19:24.217

P13 65		Josh OWENS				Honda - JPL Racing						
IDEAL LAP TIME : 1:37.151		BEST LAP TIME : 1:37.634				DIFFERENCE : 0.483						
LAP	SECTOR 1	SECTOR 2	SECTOR 3	SECTOR 4	LAP TIME	MPH	DIFF	TIME OF DAY				
1 -		97.8	18.190	122.4	26.327	82.6	23.436	120.6	1:46.483	82.26	8.849	15:01:25.853
2 -	30.809	99.4	18.111	122.2	26.009	84.0	23.461	119.8	1:38.390	89.03	0.756	15:03:04.243
3 -	30.781	97.9	18.165	120.4	25.683	82.9	23.138	120.6	1:37.767 (2)	89.59	0.133	15:04:42.010
4 -	30.676	96.2	17.845	121.3	26.008	84.6	23.536	118.3	1:38.065	89.32	0.431	15:06:20.075
5 -	30.539	98.9	17.864	120.6	25.909	83.1	23.322	119.1	1:37.634 (1)	89.72		15:07:57.709
6 -	30.535	98.8	17.978	120.4	25.898	92.5	23.467	117.3	1:37.878	89.49	0.244	15:09:35.587
7 -	30.970	97.9	17.999	120.6	25.957	85.7	23.492	118.7	1:38.418	89.00	0.784	15:11:14.005
8 -	30.755	96.1	18.012	120.4	26.075	92.3	23.463	120.6	1:38.305	89.10	0.671	15:12:52.310
9 -	30.637	98.2	18.001	120.4	25.963	82.1	23.303	119.1	1:37.904	89.47	0.270	15:14:30.214
10 -	30.635	96.0	18.127	119.4	26.078	87.6	23.438	119.8	1:38.278	89.13	0.644	15:16:08.492
11 -	30.485	95.8	18.007	118.9	26.159	88.7	23.469	117.1	1:38.120	89.27	0.486	15:17:46.612
12 -	30.958	97.6	17.863	120.0	25.797	86.2	23.208	120.0	1:37.826 (3)	89.54	0.192	15:19:24.438

P14 98 M3		Tomas DE VRIES				Honda - DAT Racing						
IDEAL LAP TIME : 1:37.200		BEST LAP TIME : 1:37.639				DIFFERENCE : 0.439						
LAP	SECTOR 1	SECTOR 2	SECTOR 3	SECTOR 4	LAP TIME	MPH	DIFF	TIME OF DAY				
1 -		101.0	17.971	123.1	26.253	85.1	23.363	124.9	1:45.775	82.81	8.136	15:01:25.145
2 -	31.199	99.8	17.968	123.3	26.132	87.4	23.568	121.5	1:38.867	88.60	1.228	15:03:04.012
3 -	31.183	100.0	18.155	123.8	25.839	89.0	23.378	122.6	1:38.555	88.88	0.916	15:04:42.567
4 -	30.727	99.4	17.719	124.0	25.826	85.9	23.367	122.9	1:37.639 (1)	89.71		15:06:20.206
5 -	31.054	99.8	17.750	123.8	25.825	86.4	23.397	120.9	1:38.026	89.36	0.387	15:07:58.232
6 -	30.598	101.2	17.779	125.4	26.135	88.6	23.403	121.7	1:37.915	89.46	0.276	15:09:36.147
7 -	30.917	100.1	17.798	124.0	25.946	84.9	23.355	123.3	1:38.016	89.37	0.377	15:11:14.163
8 -	30.918	101.3	17.773	123.1	26.235	87.1	23.467	123.1	1:38.393	89.02	0.754	15:12:52.556
9 -	30.773	100.1	17.687	124.5	26.016	84.8	23.245	123.3	1:37.721 (2)	89.64	0.082	15:14:30.277
10 -	30.935	98.6	17.867	124.0	26.210	87.7	23.292	123.8	1:38.304	89.10	0.665	15:16:08.581
11 -	30.780	100.0	17.733	123.8	26.311	84.8	23.277	123.1	1:38.101	89.29	0.462	15:17:46.682
12 -	31.101	99.5	17.651	122.6	25.935	85.2	23.126	124.2	1:37.813 (3)	89.55	0.174	15:19:24.495

P15 8 M3		TJ TOMS				Repli-Cast Moto 3 - Repli-Cast - Armstrong						
IDEAL LAP TIME : 1:37.746		BEST LAP TIME : 1:37.795				DIFFERENCE : 0.049						
LAP	SECTOR 1	SECTOR 2	SECTOR 3	SECTOR 4	LAP TIME	MPH	DIFF	TIME OF DAY				
1 -		97.8	17.717	124.7	27.046	86.8	23.731	120.9	1:47.790	81.26	9.995	15:01:27.160
2 -	30.788	101.3	17.825	124.2	26.747	91.0	23.431	121.7	1:38.791	88.67	0.996	15:03:05.951
3 -	30.804	100.1	17.651	124.0	26.429	92.9	23.379	121.7	1:38.263 (3)	89.14	0.468	15:04:44.214
4 -	30.548	100.9	17.507	124.5	26.459	90.1	23.281	121.3	1:37.795 (1)	89.57		15:06:22.009
5 -	30.832	100.6	17.782	123.1	26.887	87.7	23.374	120.0	1:38.875	88.59	1.080	15:08:00.884
6 -	30.983	100.9	17.718	123.3	27.065	85.2	23.587	120.2	1:39.353	88.16	1.558	15:09:40.237
7 -	31.142	99.1	17.690	122.2	26.882	88.5	23.561	120.4	1:39.275	88.23	1.480	15:11:19.512
8 -	30.957	100.3	17.570	122.4	26.761	87.4	23.325	120.6	1:38.613	88.83	0.818	15:12:58.125
9 -	30.806	100.0	17.593	121.5	26.797	87.1	23.409	120.6	1:38.605	88.83	0.810	15:14:36.730
10 -	30.864	99.4	17.800	121.5	26.972	90.1	23.364	120.6	1:39.000	88.48	1.205	15:16:15.730
11 -	30.566	99.2	17.639	122.0	26.640	88.1	23.262	119.1	1:38.107 (2)	89.28	0.312	15:17:53.837

Weather / Track : Bright / Dry

Brands Hatch GP
Circuit Length = 2.4332 miles
Start: 14:59 Flag 15:18 End: 15:20

MCRCB BULLETIN TK241

2015 MCE British Superbike Championship - Round 6

2015 HEL British Motostar Championship

RACE 8 - SECTOR ANALYSIS

SECTOR 1 = FL to I1, SECTOR 2 = I1 to I2 SECTOR 3 = I2 to I3, SECTOR 4 = I3 to FL, DIFF = Difference To Personal Best Lap

P16 70		Ryan LONGSHAW				Honda - RCD Motorsport						
IDEAL LAP TIME : 1:39.333		BEST LAP TIME : 1:39.548				DIFFERENCE : 0.215						
LAP	SECTOR 1	SECTOR 2	SECTOR 3	SECTOR 4	LAP TIME	MPH	DIFF	TIME OF DAY				
1 -		97.3	18.330	123.5	26.443	84.0	24.043	122.0	1:48.229	80.93	8.681	15:01:27.599
2 -	31.821	96.8	18.729	122.9	26.875	84.3	24.209	118.7	1:41.634	86.19	2.086	15:03:09.233
3 -	31.374	96.8	18.328	120.0	26.345	86.4	23.893	119.6	1:39.940	87.65	0.392	15:04:49.173
4 -	31.702	95.7	18.289	120.0	26.189	87.0	24.099	119.4	1:40.279	87.35	0.731	15:06:29.452
5 -	31.172	96.6	18.290	116.9	26.525	86.8	23.991	119.6	1:39.978	87.61	0.430	15:08:09.430
6 -	31.190	96.6	18.207	120.6	26.365	86.4	23.890	118.7	1:39.652 (2)	87.90	0.104	15:09:49.082
7 -	31.575	96.4	18.608	120.6	26.326	89.8	23.946	118.7	1:40.455	87.20	0.907	15:11:29.537
8 -	31.600	96.9	18.313	119.8	26.199	89.7	23.852	120.0	1:39.964	87.62	0.416	15:13:09.501
9 -	31.325	96.5	18.306	119.4	26.251	90.0	23.794	119.4	1:39.676 (3)	87.88	0.128	15:14:49.177
10 -	31.367	95.5	18.218	118.7	26.184	86.2	23.934	118.5	1:39.703	87.85	0.155	15:16:28.880
11 -	31.192	96.8	18.340	119.1	26.219	87.6	23.797	118.7	1:39.548 (1)	87.99		15:18:08.428

P17 3		Mark CLAYTON				Honda - SP125 / Refined Recruitment						
IDEAL LAP TIME : 1:38.813		BEST LAP TIME : 1:39.572				DIFFERENCE : 0.759						
LAP	SECTOR 1	SECTOR 2	SECTOR 3	SECTOR 4	LAP TIME	MPH	DIFF	TIME OF DAY				
1 -		98.3	18.301	122.2	26.898	88.1	23.948	120.4	1:48.648	80.62	9.076	15:01:28.018
2 -	31.468	96.9	18.610	119.4	27.085	87.1	24.157	120.4	1:41.320	86.45	1.748	15:03:09.338
3 -	31.579	99.1	18.184	121.1	26.619	88.8	23.952	117.5	1:40.334	87.30	0.762	15:04:49.672
4 -	31.705	96.4	18.113	121.1	26.283	89.7	23.844	119.1	1:39.945	87.64	0.373	15:06:29.617
5 -	31.180	98.1	18.092	118.5	26.483	91.3	24.123	117.1	1:39.878	87.70	0.306	15:08:09.495
6 -	31.176	95.8	18.284	120.6	26.499	87.7	23.738	120.6	1:39.697	87.86	0.125	15:09:49.192
7 -	31.722	94.9	18.440	120.0	26.537	89.0	23.729	120.0	1:40.428	87.22	0.856	15:11:29.620
8 -	31.775	97.3	18.255	118.7	26.383	87.3	23.782	120.9	1:40.195	87.42	0.623	15:13:09.815
9 -	31.307	97.2	18.224	117.3	26.468	87.3	23.573	120.4	1:39.572 (1)	87.97		15:14:49.387
10 -	31.617	96.9	17.986	121.5	26.278	86.7	23.743	118.9	1:39.624 (2)	87.92	0.052	15:16:29.011
11 -	31.422	98.2	18.259	117.1	26.414	88.3	23.546	118.1	1:39.641 (3)	87.91	0.069	15:18:08.652

P18 16		Andrew SAWFORD				Aprilia - St Neots Motorcycle Co Ltd						
IDEAL LAP TIME : 1:38.688		BEST LAP TIME : 1:39.194				DIFFERENCE : 0.506						
LAP	SECTOR 1	SECTOR 2	SECTOR 3	SECTOR 4	LAP TIME	MPH	DIFF	TIME OF DAY				
1 -		97.1	19.382	123.1	27.271	77.7	24.213	118.9	1:51.384	78.64	12.190	15:01:30.754
2 -	32.153	94.5	18.279	124.2	26.760	81.4	24.050	122.0	1:41.242	86.52	2.048	15:03:11.996
3 -	31.519	98.9	18.280	123.1	26.113	82.4	23.872	122.0	1:39.784	87.78	0.590	15:04:51.780
4 -	31.848	95.1	18.382	123.8	26.323	83.3	23.870	121.3	1:40.423	87.22	1.229	15:06:32.203
5 -	31.309	98.2	18.306	123.8	26.105	81.9	23.783	122.4	1:39.503	88.03	0.309	15:08:11.706
6 -	31.121	97.5	18.228	124.5	26.214	81.5	23.631	123.1	1:39.194 (1)	88.31		15:09:50.900
7 -	31.637	97.2	18.194	122.6	25.933	84.4	23.633	123.1	1:39.397 (3)	88.12	0.203	15:11:30.297
8 -	31.310	96.8	18.169	118.7	26.548	82.5	23.561	122.6	1:39.588	87.96	0.394	15:13:09.885
9 -	31.377	97.8	18.073	120.4	26.736	79.6	24.038	122.2	1:40.224	87.40	1.030	15:14:50.109
10 -	31.590	97.8	18.115	124.2	26.071	82.9	23.588	123.3	1:39.364 (2)	88.15	0.170	15:16:29.473
11 -	31.200	96.6	18.124	118.7	26.747	82.8	23.577	122.9	1:39.648	87.90	0.454	15:18:09.121

P19 24		Tasia RODINK				Honda - Promemo Racing						
IDEAL LAP TIME : 1:39.640		BEST LAP TIME : 1:39.845				DIFFERENCE : 0.205						
LAP	SECTOR 1	SECTOR 2	SECTOR 3	SECTOR 4	LAP TIME	MPH	DIFF	TIME OF DAY				
1 -		97.1	18.194	124.5	27.004	81.9	23.845	121.7	1:48.713	80.57	8.868	15:01:28.083
2 -	32.080	97.8	18.212	122.0	27.325	82.8	23.872	120.6	1:41.489	86.31	1.644	15:03:09.572
3 -	31.791	98.1	18.381	121.7	26.373	84.6	23.841	120.6	1:40.386	87.26	0.541	15:04:49.958
4 -	31.667	96.6	18.153	122.6	26.436	80.4	23.955	119.4	1:40.211	87.41	0.366	15:06:30.169
5 -	32.113	97.9	18.407	121.5	26.293	84.3	24.019	119.1	1:40.832	86.87	0.987	15:08:11.001
6 -	31.717	98.1	18.221	121.7	26.141	84.4	23.766	118.3	1:39.845 (1)	87.73		15:09:50.846
7 -	32.070	96.6	18.250	121.7	26.117	83.6	23.703	119.4	1:40.140 (2)	87.47	0.295	15:11:30.986
8 -	32.048	97.6	18.174	121.5	26.220	85.8	23.768	119.1	1:40.210 (3)	87.41	0.365	15:13:11.196
9 -	31.760	97.1	18.322	120.4	26.328	88.1	23.810	119.6	1:40.220	87.40	0.375	15:14:51.416
10 -	31.850	95.3	18.338	120.4	26.978	84.7	23.929	118.9	1:41.095	86.64	1.250	15:16:32.511
11 -	31.823	97.2	18.277	120.2	26.305	87.7	24.043	118.1	1:40.448	87.20	0.603	15:18:12.959

Weather / Track : Bright / Dry

Brands Hatch GP
Circuit Length = 2.4332 miles
Start: 14:59 Flag 15:18 End: 15:20

MCRCB BULLETIN TK241

2015 MCE British Superbike Championship - Round 6

2015 HEL British Motostar Championship

RACE 8 - SECTOR ANALYSIS

SECTOR 1 = FL to I1, SECTOR 2 = I1 to I2 SECTOR 3 = I2 to I3, SECTOR 4 = I3 to FL, DIFF = Difference To Personal Best Lap

P20 87		Jamie EDWARDS				Nykos - Kinpac Racing						
IDEAL LAP TIME : 1:39.896		BEST LAP TIME : 1:39.952				DIFFERENCE : 0.056						
LAP	SECTOR 1	SECTOR 2		SECTOR 3		SECTOR 4		LAP TIME	MPH	DIFF	TIME OF DAY	
1 -		92.9	18.876	120.4	27.312	82.5	24.297	119.4	1:51.552	78.52	11.600	15:01:30.922
2 -	32.149	96.8	18.547	120.2	26.783	87.9	24.351	117.7	1:41.830	86.02	1.878	15:03:12.752
3 -	31.481	96.5	18.209	119.6	26.426	84.9	23.836	119.4	1:39.952 (1)	87.64		15:04:52.704
4 -	31.649	96.0	18.312	120.2	26.549	86.7	24.172	117.7	1:40.682	87.00	0.730	15:06:33.386
5 -	31.427	98.1	18.577	118.3	26.664	84.0	24.241	118.7	1:40.909	86.80	0.957	15:08:14.295
6 -	31.858	95.3	18.307	118.5	26.755	86.7	23.920	116.1	1:40.840	86.86	0.888	15:09:55.135
7 -	31.782	94.3	18.431	118.1	26.582	87.1	23.869	116.9	1:40.664 (3)	87.02	0.712	15:11:35.799
8 -	31.798	95.3	18.398	116.7	26.703	85.1	23.947	116.3	1:40.846	86.86	0.894	15:13:16.645
9 -	31.578	94.6	18.406	117.3	26.679	87.2	23.922	116.1	1:40.585 (2)	87.08	0.633	15:14:57.230
10 -	31.599	94.2	18.785	116.1	26.743	89.7	23.981	115.5	1:41.108	86.63	1.156	15:16:38.338
11 -	31.788	95.0	18.522	116.7	26.694	84.9	23.884	115.7	1:40.888	86.82	0.936	15:18:19.226

P21 34		Liam DELVES				Honda - Crucials Sauce / Banks Racing						
IDEAL LAP TIME : 1:39.702		BEST LAP TIME : 1:40.319				DIFFERENCE : 0.617						
LAP	SECTOR 1	SECTOR 2		SECTOR 3		SECTOR 4		LAP TIME	MPH	DIFF	TIME OF DAY	
1 -		93.0	18.724	119.4	27.244	79.7	24.429	117.9	1:51.265	78.72	10.946	15:01:30.635
2 -	31.977	97.3	18.344	118.7	26.761	82.0	24.313	116.9	1:41.395	86.39	1.076	15:03:12.030
3 -	31.832	96.6	18.286	120.0	26.396	83.4	23.854	119.6	1:40.368 (2)	87.27	0.049	15:04:52.398
4 -	31.493	96.5	18.266	122.0	26.696	82.9	24.313	117.9	1:40.768	86.93	0.449	15:06:33.166
5 -	31.572	98.2	18.610	119.1	26.473	83.2	24.421	117.7	1:41.076	86.66	0.757	15:08:14.242
6 -	32.152	95.5	18.270	120.9	26.892	82.3	24.346	117.5	1:41.660	86.16	1.341	15:09:55.902
7 -	31.851	94.3	18.357	119.6	26.600	83.2	24.027	117.9	1:40.835	86.87	0.516	15:11:36.737
8 -	31.271	97.2	18.243	119.8	26.782	84.4	24.023	117.9	1:40.319 (1)	87.31		15:13:17.056
9 -	31.483	96.5	18.286	119.8	26.863	84.2	24.102	117.5	1:40.734	86.96	0.415	15:14:57.790
10 -	31.417	95.7	18.392	119.1	27.071	83.7	24.019	117.7	1:40.899	86.81	0.580	15:16:38.689
11 -	31.803	96.2	18.322	119.8	26.789	81.8	23.792	117.9	1:40.706 (3)	86.98	0.387	15:18:19.395

P22 13 M3		Sam BURMAN				Honda - WNT / Burman Racing						
IDEAL LAP TIME : 1:39.977		BEST LAP TIME : 1:40.167				DIFFERENCE : 0.190						
LAP	SECTOR 1	SECTOR 2		SECTOR 3		SECTOR 4		LAP TIME	MPH	DIFF	TIME OF DAY	
1 -		95.8	18.686	125.2	27.441	81.5	24.323	121.1	1:51.342	78.67	11.175	15:01:30.712
2 -	32.008	96.0	18.200	123.8	27.401	83.7	24.959	120.6	1:42.568	85.40	2.401	15:03:13.280
3 -	31.990	98.6	17.938	124.0	27.037	87.0	24.064	120.9	1:41.029	86.70	0.862	15:04:54.309
4 -	31.928	98.2	18.028	124.7	26.847	88.3	23.999	120.0	1:40.802	86.90	0.635	15:06:35.111
5 -	31.720	98.8	17.898	124.5	26.682	89.5	23.867	120.6	1:40.167 (1)	87.45		15:08:15.278
6 -	31.627	98.9	17.915	124.7	27.063	85.9	24.071	120.6	1:40.676	87.01	0.509	15:09:55.954
7 -	32.177	98.5	17.962	124.0	26.983	87.0	24.114	121.1	1:41.236	86.52	1.069	15:11:37.190
8 -	31.530	99.4	17.901	124.5	26.791	87.8	23.972	121.5	1:40.194 (2)	87.42	0.027	15:13:17.384
9 -	31.565	98.8	17.923	120.9	27.191	88.3	23.892	121.7	1:40.571 (3)	87.10	0.404	15:14:57.955
10 -	31.625	98.8	18.127	117.7	27.270	85.0	23.879	121.5	1:40.901	86.81	0.734	15:16:38.856
11 -	31.818	97.5	18.137	119.6	27.203	86.1	23.883	120.6	1:41.041	86.69	0.874	15:18:19.897

P23 7		Jamie ASHBY				Honda - SP125 / JPA Racing						
IDEAL LAP TIME : 1:42.556		BEST LAP TIME : 1:42.717				DIFFERENCE : 0.161						
LAP	SECTOR 1	SECTOR 2		SECTOR 3		SECTOR 4		LAP TIME	MPH	DIFF	TIME OF DAY	
1 -		92.5	19.096	120.2	27.396	81.4	24.575	117.9	1:52.528	77.84	9.811	15:01:31.898
2 -	32.722	95.1	18.764	118.7	27.074	80.5	24.769	116.7	1:43.329	84.77	0.612	15:03:15.227
3 -	32.815	94.6	18.865	117.7	26.903	83.1	24.514	117.1	1:43.097	84.96	0.380	15:04:58.324
4 -	32.617	94.7	18.660	118.9	26.857	80.6	24.583	115.9	1:42.717 (1)	85.28		15:06:41.041
5 -	32.830	95.4	18.713	117.7	26.838	83.0	24.541	115.7	1:42.922 (2)	85.11	0.205	15:08:23.963
6 -	32.625	93.5	18.760	117.7	27.012	81.7	24.663	115.1	1:43.060	84.99	0.343	15:10:07.023
7 -	32.844	93.2	18.846	116.9	27.071	81.6	24.776	115.5	1:43.537	84.60	0.820	15:11:50.560
8 -	32.778	93.9	18.821	116.9	27.168	80.9	24.480	115.5	1:43.247	84.84	0.530	15:13:33.807
9 -	32.578	94.3	18.676	117.3	27.114	82.3	24.587	115.3	1:42.955 (3)	85.08	0.238	15:15:16.762
10 -	32.797	93.4	18.730	116.9	27.143	79.9	24.625	113.9	1:43.295	84.80	0.578	15:17:00.057
11 -	34.042	95.3	18.799	116.9	26.933	81.2	24.685	114.9	1:44.459	83.85	1.742	15:18:44.516

Weather / Track : Bright / Dry

Brands Hatch GP
Circuit Length = 2.4332 miles
Start: 14:59 Flag 15:18 End: 15:20

MCRCB BULLETIN TK241

2015 MCE British Superbike Championship - Round 6

2015 HEL British Motostar Championship

RACE 8 - SECTOR ANALYSIS

SECTOR 1 = FL to I1, SECTOR 2 = I1 to I2 SECTOR 3 = I2 to I3, SECTOR 4 = I3 to FL, DIFF = Difference To Personal Best Lap

P24 9		David WALES				Honda - TAD Racing						
IDEAL LAP TIME : 1:44.412		BEST LAP TIME : 1:44.682				DIFFERENCE : 0.270						
LAP	SECTOR 1	SECTOR 2		SECTOR 3		SECTOR 4		LAP TIME	MPH	DIFF	TIME OF DAY	
1 -		93.0	18.936	118.3	28.202	81.7	24.781	114.9	1:53.669	77.06	8.987	15:01:33.039
2 -	32.947	91.1	19.103	115.1	28.520	76.9	25.437	113.1	1:46.007	82.63	1.325	15:03:19.046
3 -	33.193	92.4	19.180	114.3	28.164	79.1	24.718	113.5	1:45.255 (3)	83.22	0.573	15:05:04.301
4 -	33.251	89.3	19.294	114.1	28.466	80.0	25.075	112.5	1:46.086	82.57	1.404	15:06:50.387
5 -	33.033	92.4	18.699	115.1	28.231	78.8	24.719	112.5	1:44.682 (1)	83.68		15:08:35.069
6 -	33.233	90.8	19.461	114.1	28.361	78.9	24.887	113.1	1:45.942	82.68	1.260	15:10:21.011
7 -	33.740	85.8	19.522	113.3	28.084	79.4	24.881	112.9	1:46.227	82.46	1.545	15:12:07.238
8 -	33.375	89.1	18.897	114.5	28.048	77.9	24.763	113.9	1:45.083 (2)	83.36	0.401	15:13:52.321
9 -	33.573	90.9	19.056	114.1	28.128	78.6	24.823	113.7	1:45.580	82.96	0.898	15:15:37.901
10 -	33.299	89.9	20.098	114.3	28.492	78.9	24.916	112.7	1:46.805	82.01	2.123	15:17:24.706
11 -	34.240	90.8	18.890	115.7	28.114	80.7	24.868	113.1	1:46.112	82.55	1.430	15:19:10.818

P25 11		Stephen CAMPBELL				Honda - Campbell Racing						
IDEAL LAP TIME : 1:39.251		BEST LAP TIME : 1:39.556				DIFFERENCE : 0.305						
LAP	SECTOR 1	SECTOR 2		SECTOR 3		SECTOR 4		LAP TIME	MPH	DIFF	TIME OF DAY	
1 -		95.3	18.591	120.4	26.588	79.7	23.793	121.3	1:48.813	80.50	9.257	15:01:28.183
2 -	31.456	97.3	18.649	119.6	27.128	84.3	24.000	119.4	1:41.233	86.53	1.677	15:03:09.416
3 -	31.293	97.2	18.363	120.2	26.377	85.2	24.289	117.1	1:40.322	87.31	0.766	15:04:49.738
4 -	31.759	95.3	18.147	121.7	26.417	83.9	23.651	118.9	1:39.974	87.62	0.418	15:06:29.712
5 -	31.337	97.8	18.225	119.6	26.503	86.1	23.820	118.3	1:39.885	87.69	0.329	15:08:09.597
6 -	31.281	94.9	18.396	119.8	26.374	83.4	23.662	118.1	1:39.713	87.85	0.157	15:09:49.310
7 -	31.536	94.3	18.468	116.9	26.785	87.1	23.653	119.1	1:40.442	87.21	0.886	15:11:29.752
8 -	31.535	95.1	18.381	118.1	26.229	87.4	23.860	117.1	1:40.005	87.59	0.449	15:13:09.757
9 -	31.250	95.7	18.336	117.9	26.298	87.3	23.672	118.3	1:39.556 (1)	87.98		15:14:49.313
10 -	31.414	95.1	18.137	118.7	26.277	87.1	23.805	115.3	1:39.633 (2)	87.92	0.077	15:16:28.946
11 -	31.246	96.6	18.488	117.1	26.306	87.0	23.639	114.9	1:39.679 (3)	87.88	0.123	15:18:08.625

P26 17		Wesley JONKER				Luyten Honda - Racing Family						
IDEAL LAP TIME : 1:38.612		BEST LAP TIME : 1:38.926				DIFFERENCE : 0.314						
LAP	SECTOR 1	SECTOR 2		SECTOR 3		SECTOR 4		LAP TIME	MPH	DIFF	TIME OF DAY	
1 -		96.1	18.827	117.1	27.551	81.9	24.030	118.7	1:51.718	78.41	12.792	15:01:31.088
2 -	32.223	98.2	18.420	117.1	26.927	82.3	24.440	116.3	1:42.010	85.87	3.084	15:03:13.098
3 -	31.288	97.9	18.134	116.5	26.587	87.0	23.656	117.9	1:39.665	87.89	0.739	15:04:52.763
4 -	31.688	98.1	18.311	117.1	26.265	85.7	23.949	116.5	1:40.213	87.41	1.287	15:06:32.976
5 -	31.372	98.1	18.291	116.3	25.901	87.1	23.732	117.3	1:39.296	88.21	0.370	15:08:12.272
6 -	31.153	98.3	18.187	117.1	26.055	83.9	23.531	117.7	1:38.926 (1)	88.54		15:09:51.198
7 -	31.820	96.9	18.381	116.7	26.066	83.9	23.653	117.7	1:39.920	87.66	0.994	15:11:31.118
8 -	31.326	97.9	18.112	116.3	25.970	83.6	23.667	117.9	1:39.075 (2)	88.41	0.149	15:13:10.193
9 -	31.391	98.3	18.091	116.9	26.604	83.8	23.730	116.3	1:39.816	87.75	0.890	15:14:50.009
10 -	31.412	97.3	18.230	115.7	25.853	85.5	23.627	117.7	1:39.122 (3)	88.37	0.196	15:16:29.131
11 -	31.393	98.3	18.195	115.1	26.559	86.4	23.515	116.5	1:39.662	87.89	0.736	15:18:08.793

P27 44 M3		Edmund BEST				Honda - SymCirrus Motorsport						
IDEAL LAP TIME : 1:37.681		BEST LAP TIME : 1:38.208				DIFFERENCE : 0.527						
LAP	SECTOR 1	SECTOR 2		SECTOR 3		SECTOR 4		LAP TIME	MPH	DIFF	TIME OF DAY	
1 -		98.1	18.090	124.2	26.300	86.8	23.270	122.6	1:45.567	82.97	7.359	15:01:24.937
2 -	30.880	98.6	17.652	124.2				117.1	1:53.776	76.99	15.568	15:03:18.713
3 -	31.934	97.3	18.026	122.4	26.407	86.1	23.572	120.0	1:39.939	87.65	1.731	15:04:58.652
4 -	31.373	98.1	17.857	123.1	26.651	80.6	23.990	119.6	1:39.871	87.71	1.663	15:06:38.523
5 -	31.008	97.9	17.921	122.4	26.185	81.5	23.834	119.1	1:38.948	88.52	0.740	15:08:17.471
6 -	30.767	99.4	17.766	124.2	26.074	83.4	23.961	121.3	1:38.568 (3)	88.87	0.360	15:09:56.039
7 -	31.470	97.8	17.664	122.2	26.395	87.8	23.707	118.7	1:39.236	88.27	1.028	15:11:35.275
8 -	31.243	98.2	17.763	121.5	26.409	85.2	23.534	119.4	1:38.949	88.52	0.741	15:13:14.224
9 -	30.912	98.5	18.016	122.9	26.263	85.3	23.257	120.2	1:38.448 (2)	88.97	0.240	15:14:52.672
10 -	30.797	92.1	18.189	124.9	26.315	86.3	23.383	119.4	1:38.684	88.76	0.476	15:16:31.356
11 -	31.117	98.5	17.815	122.9	26.005	84.4	23.271	120.9	1:38.208 (1)	89.19		15:18:09.564

Weather / Track : Bright / Dry

Brands Hatch GP
Circuit Length = 2.4332 miles
Start: 14:59 Flag 15:18 End: 15:20

MCRCB BULLETIN TK241**2015 MCE British Superbike Championship - Round 6****2015 HEL British Motostar Championship****RACE 8 - SECTOR ANALYSIS**

SECTOR 1 = FL to I1, SECTOR 2 = I1 to I2 SECTOR 3 = I2 to I3, SECTOR 4 = I3 to FL, DIFF = Difference To Personal Best Lap

P28 77 M3 Alex PERSSON		Kalex KTM - PWR / FPW Racing											
IDEAL LAP TIME : 1:35.741		BEST LAP TIME : 1:35.918				DIFFERENCE : 0.177							
LAP	SECTOR 1	SECTOR 2		SECTOR 3		SECTOR 4		LAP TIME	MPH	DIFF	TIME OF DAY		
1 -		103.7	17.342	130.3	25.940	84.2	23.051	123.8	1:42.706	85.29	6.788	15:01:22.076	
2 -	30.809	99.4	17.644	129.5	25.929	84.9	22.921	126.1	1:37.303	90.02	1.385	15:02:59.379	
3 -	30.502	97.2	17.660	129.5	25.668	86.4	22.654	126.6	1:36.484 (3)	90.79	0.566	15:04:35.863	
4 -	30.591	102.2	17.388	128.5	25.638	88.4	22.877	124.2	1:36.494	90.78	0.576	15:06:12.357	
5 -	30.594	103.4	17.361	128.0	25.683	88.7	22.884	123.3	1:36.522	90.75	0.604	15:07:48.879	
6 -	30.607	99.7	17.426	127.3	25.864	84.5	23.024	123.8	1:36.921	90.38	1.003	15:09:25.800	
7 -	30.576	101.5	17.316	127.0	25.564	90.8	22.818	123.8	1:36.274 (2)	90.98	0.356	15:11:02.074	
8 -	30.426	102.2	17.393	127.0	25.709	88.7	23.098	125.4	1:36.626	90.65	0.708	15:12:38.700	
9 -	30.480	104.0	17.223	128.8	25.438	89.7	22.777	123.8	1:35.918 (1)	91.32		15:14:14.618	

P29 47 M3 Jake ARCHER		Honda - RS Racing											
IDEAL LAP TIME :		BEST LAP TIME :				DIFFERENCE :							
LAP	SECTOR 1	SECTOR 2		SECTOR 3		SECTOR 4		LAP TIME	MPH	DIFF	TIME OF DAY		
1 -		98.2	17.313	131.0	25.884	85.3	22.751	127.3	1:43.166	84.91		15:01:22.536	

Weather / Track : Bright / Dry

Brands Hatch GP
Circuit Length = 2.4332 miles
Start: 14:59 Flag 15:18 End: 15:20

MCRCB BULLETIN TK242**2015 MCE British Superbike Championship - Round 6****2015 HEL British Motostar Championship****RACE 8 - BEST SPEEDS**

POS	INTERMEDIATE 1		INTERMEDIATE 2		INTERMEDIATE 3		FINISH LINE		MPH			
	NO	NAME	MPH	NO	NAME	MPH	NO	NAME				
1	6	TAYLOR	105.8	6	TAYLOR	132.1	1	RENDELL	96.1	95	DEROUE	129.0
2	95	DEROUE	105.5	47	ARCHER	131.0	95	DEROUE	95.4	6	TAYLOR	128.3
3	77	PERSSON	104.0	52	BOERBOOM	131.0	26	SAEZ	94.2	52	BOERBOOM	127.5
4	26	SAEZ	103.5	95	DEROUE	130.8	35	LODGE	93.9	47	ARCHER	127.3
5	52	BOERBOOM	103.4	77	PERSSON	130.3	6	TAYLOR	93.2	62	VAN DER VALK	127.0
6	62	VAN DER VALK	102.9	35	LODGE	129.8	8	TOMS	92.9	77	PERSSON	126.6
7	86	NESBITT	102.7	72	HORSMAN	129.3	52	BOERBOOM	92.5	72	HORSMAN	125.9
8	35	LODGE	102.4	86	NESBITT	129.0	65	OWENS	92.5	26	SAEZ	125.6
9	1	RENDELL	102.2	42	SLOOTEN	128.5	25	BROUWERS	92.4	35	LODGE	125.4
10	72	HORSMAN	102.1	62	VAN DER VALK	127.5	62	VAN DER VALK	92.0	98	DE VRIES	124.9
11	42	SLOOTEN	101.8	26	SAEZ	127.0	2	THOMAS	91.4	1	RENDELL	124.0
12	8	TOMS	101.3	2	THOMAS	126.3	3	CLAYTON	91.3	25	BROUWERS	123.8
13	25	BROUWERS	101.3	98	DE VRIES	125.4	42	SLOOTEN	91.0	2	THOMAS	123.5
14	98	DE VRIES	101.3	13	BURMAN	125.2	77	PERSSON	90.8	16	SAWFORD	123.3
15	44	BEST	100.3	25	BROUWERS	125.2	70	LONGSHAW	90.0	42	SLOOTEN	123.3
16	2	THOMAS	100.1	1	RENDELL	124.9	87	EDWARDS	89.7	44	BEST	122.6
17	13	BURMAN	99.4	44	BEST	124.9	13	BURMAN	89.5	70	LONGSHAW	122.0
18	65	OWENS	99.4	8	TOMS	124.7	72	HORSMAN	89.2	8	TOMS	121.7
19	3	CLAYTON	99.1	16	SAWFORD	124.5	98	DE VRIES	89.0	13	BURMAN	121.7
20	16	SAWFORD	98.9	24	RODINK	124.5	24	RODINK	88.1	24	RODINK	121.7
21	17	JONKER	98.3	70	LONGSHAW	123.5	44	BEST	87.8	11	CAMPBELL	121.3
22	34	DELVES	98.2	65	OWENS	122.4	11	CAMPBELL	87.4	3	CLAYTON	120.9
23	47	ARCHER	98.2	3	CLAYTON	122.2	17	JONKER	87.1	65	OWENS	120.6
24	24	RODINK	98.1	34	DELVES	122.0	47	ARCHER	85.3	34	DELVES	119.6
25	87	EDWARDS	98.1	11	CAMPBELL	121.7	16	SAWFORD	84.4	87	EDWARDS	119.4
26	11	CAMPBELL	97.8	87	EDWARDS	120.4	34	DELVES	84.4	17	JONKER	118.7
27	70	LONGSHAW	97.3	7	ASHBY	120.2	7	ASHBY	83.1	7	ASHBY	117.9
28	7	ASHBY	95.4	9	WALES	118.3	9	WALES	81.7	9	WALES	114.9
29	9	WALES	93.0	17	JONKER	117.1						
30												
31												

Weather / Track : Bright / Dry

Brands Hatch GP

Circuit Length = 2.4332 miles

Start: 14:59 Flag 15:18 End: 15:20

Results can be found at www.tsl-timing.com

Printed - 15:26 Sunday, 19 July 2015

MCRCB BULLETIN TK243

2015 MCE British Superbike Championship - Round 6

2015 HEL British Motostar Championship

RACE 8 - BEST SECTORS

SECTOR 1				SECTOR 2				SECTOR 3				SECTOR 4				IDEAL / BEST COMPARISON		
POS	NO	NAME	TIME	NO	NAME	TIME	NO	NAME	TIME	NO	NAME	TIME	NO	NAME	IDEAL	BEST	DIFF	
															PERFECT LAP 1:32.921			
1	6	TAYLOR	29.367	6	TAYLOR	16.835	95	DEROUE	24.489	95	DEROUE	22.230	1	6	TAYLOR	1:33.013	1:33.113	0.100
2	95	DEROUE	29.482	95	DEROUE	17.010	6	TAYLOR	24.555	6	TAYLOR	22.256	2	95	DEROUE	1:33.211	1:33.228	0.017
3	26	SAEZ	29.595	77	PERSSON	17.223	1	RENDELL	24.773	52	BOERBOO	22.489	3	26	SAEZ	1:34.482	1:34.853	0.371
4	1	RENDELL	29.782	52	BOERBOO	17.249	25	BROUWER	24.980	26	SAEZ	22.544	4	1	RENDELL	1:34.588	1:34.813	0.225
5	52	BOERBOO	30.112	35	LODGE	17.312	26	SAEZ	25.010	77	PERSSON	22.654	5	52	BOERBOOM	1:34.937	1:35.115	0.178
6	35	LODGE	30.232	47	ARCHER	17.313	52	BOERBOO	25.087	1	RENDELL	22.657	6	25	BROUWERS	1:35.423	1:35.740	0.317
7	25	BROUWER	30.237	62	VAN DER	17.323	2	THOMAS	25.226	62	VAN DER	22.684	7	35	LODGE	1:35.591	1:35.850	0.259
8	2	THOMAS	30.387	26	SAEZ	17.333	35	LODGE	25.327	35	LODGE	22.720	8	77	PERSSON	1:35.741	1:35.918	0.177
9	62	VAN DER	30.410	25	BROUWER	17.370	62	VAN DER	25.393	47	ARCHER	22.751	9	62	VAN DER VALK	1:35.810	1:36.109	0.299
10	77	PERSSON	30.426	86	NESBITT	17.375	77	PERSSON	25.438	25	BROUWER	22.836	10	2	THOMAS	1:36.230	1:36.415	0.185
11	42	SLOOTEN	30.427	1	RENDELL	17.376	65	OWENS	25.683	72	HORSMAN	22.919	11	42	SLOOTEN	1:36.657	1:36.760	0.103
12	65	OWENS	30.485	72	HORSMAN	17.499	42	SLOOTEN	25.690	42	SLOOTEN	23.008	12	72	HORSMAN	1:37.095	1:37.723	0.628
13	72	HORSMAN	30.542	8	TOMS	17.507	98	DE VRIE	25.825	2	THOMAS	23.055	13	65	OWENS	1:37.151	1:37.634	0.483
14	8	TOMS	30.548	42	SLOOTEN	17.532	17	JONKER	25.853	98	DE VRIE	23.126	14	98	DE VRIES	1:37.200	1:37.639	0.439
15	98	DE VRIE	30.598	2	THOMAS	17.562	47	ARCHER	25.884	65	OWENS	23.138	15	44	BEST	1:37.681	1:38.208	0.527
16	44	BEST	30.767	98	DE VRIE	17.651	16	SAWFORD	25.933	44	BEST	23.257	16	8	TOMS	1:37.746	1:37.795	0.049
17	3	CLAYTON	31.106	44	BEST	17.652	44	BEST	26.005	8	TOMS	23.262	17	17	JONKER	1:38.612	1:38.926	0.314
18	16	SAWFORD	31.121	65	OWENS	17.845	24	RODINK	26.117	17	JONKER	23.515	18	16	SAWFORD	1:38.688	1:39.194	0.506
19	17	JONKER	31.153	13	BURMAN	17.898	72	HORSMAN	26.135	3	CLAYTON	23.546	19	3	CLAYTON	1:38.813	1:39.572	0.759
20	70	LONGSHA	31.172	3	CLAYTON	17.986	70	LONGSHA	26.160	16	SAWFORD	23.561	20	11	CAMPBELL	1:39.251	1:39.556	0.305
21	11	CAMPBEL	31.246	16	SAWFORD	18.073	3	CLAYTON	26.175	11	CAMPBEL	23.639	21	70	LONGSHAW	1:39.333	1:39.548	0.215
22	34	DELVES	31.271	17	JONKER	18.091	11	CAMPBEL	26.229	24	RODINK	23.703	22	24	RODINK	1:39.640	1:39.845	0.205
23	87	EDWARDS	31.425	11	CAMPBEL	18.137	34	DELVES	26.396	34	DELVES	23.792	23	34	DELVES	1:39.702	1:40.319	0.617
24	13	BURMAN	31.530	24	RODINK	18.153	87	EDWARDS	26.426	70	LONGSHA	23.794	24	87	EDWARDS	1:39.896	1:39.952	0.056
25	24	RODINK	31.667	70	LONGSHA	18.207	8	TOMS	26.429	87	EDWARDS	23.836	25	13	BURMAN	1:39.977	1:40.167	0.190
26	7	ASHBY	32.578	87	EDWARDS	18.209	13	BURMAN	26.682	13	BURMAN	23.867	26	7	ASHBY	1:42.556	1:42.717	0.161
27	9	WALES	32.947	34	DELVES	18.243	7	ASHBY	26.838	7	ASHBY	24.480	27	9	WALES	1:44.412	1:44.682	0.270
28				7	ASHBY	18.660	9	WALES	28.048	9	WALES	24.718	28	27	POLDEN		1:36.130	
29				9	WALES	18.699							29	47	ARCHER			
30																		
31																		

Weather / Track : Bright / Dry

Results can be found at www.tsl-timing.com

Brands Hatch GP

Circuit Length = 2.4332 miles

Start: 14:59 Flag 15:18 End: 15:20

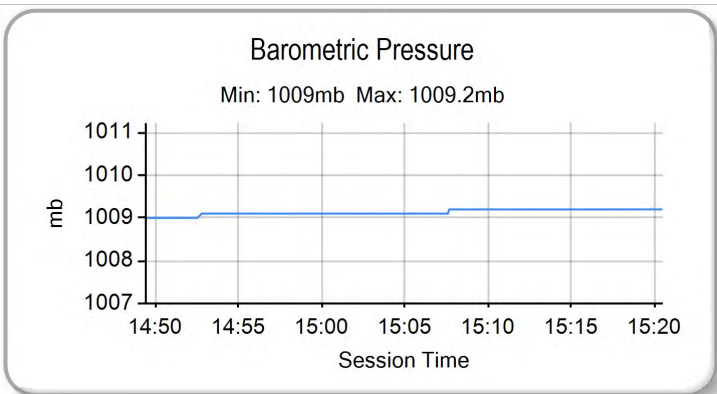
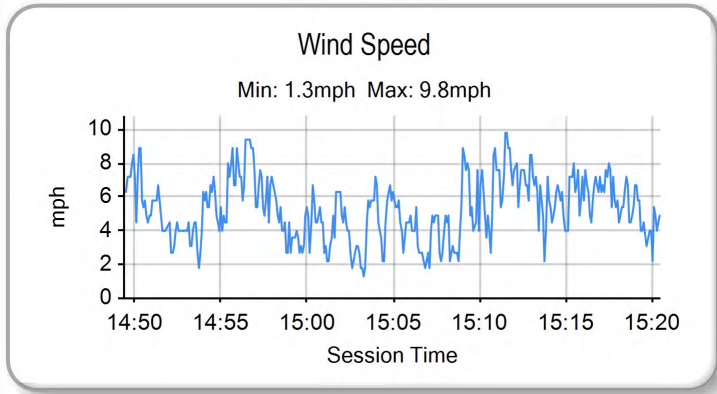
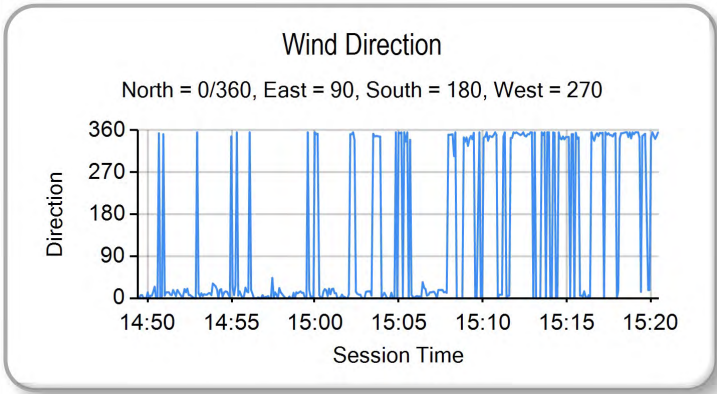
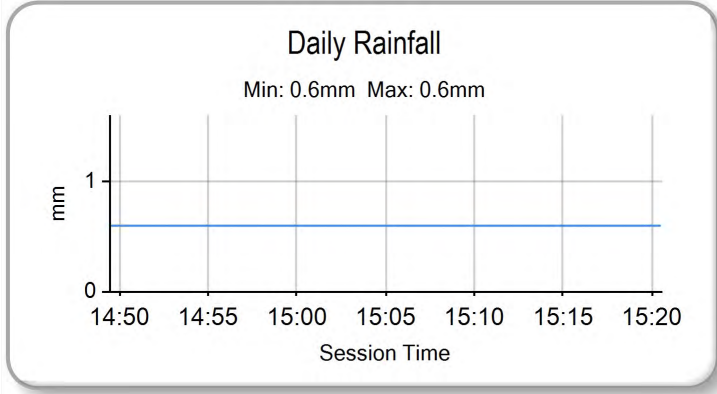
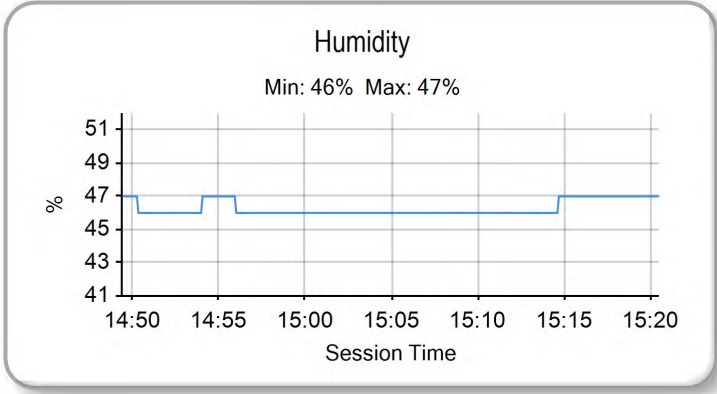
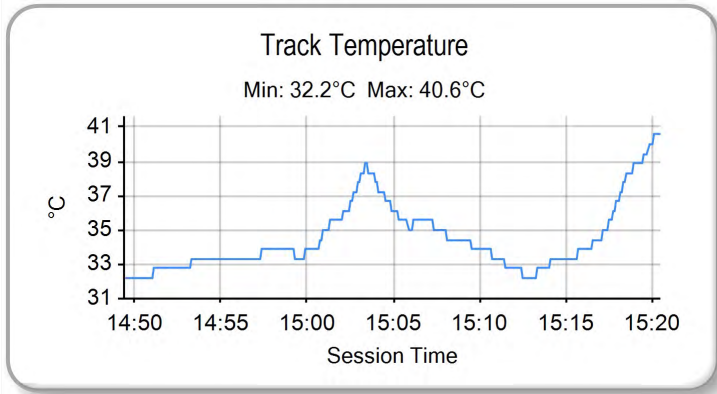
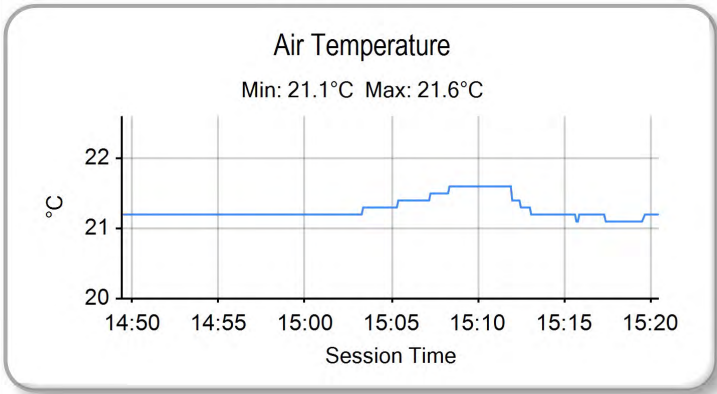
Printed - 15:26 Sunday, 19 July 2015

MCRCB BULLETIN TK244

2015 MCE British Superbike Championship - Round 6

2015 HEL British Motostar Championship

RACE 8 - WEATHER CONDITIONS



Weather / Track : Bright / Dry

Results can be found at www.tsl-timing.com

Brands Hatch GP
Circuit Length = 2.4332 miles
Start: 14:59 Flag 15:18 End: 15:20

Printed - 15:26 Sunday, 19 July 2015

