



BRITISH MOTOSTAR CHAMPIONSHIP & ADAC NORTHERN EUROPEAN CHAMPIONSHIP

Round 1
Silverstone GP

8th - 10th April 2016

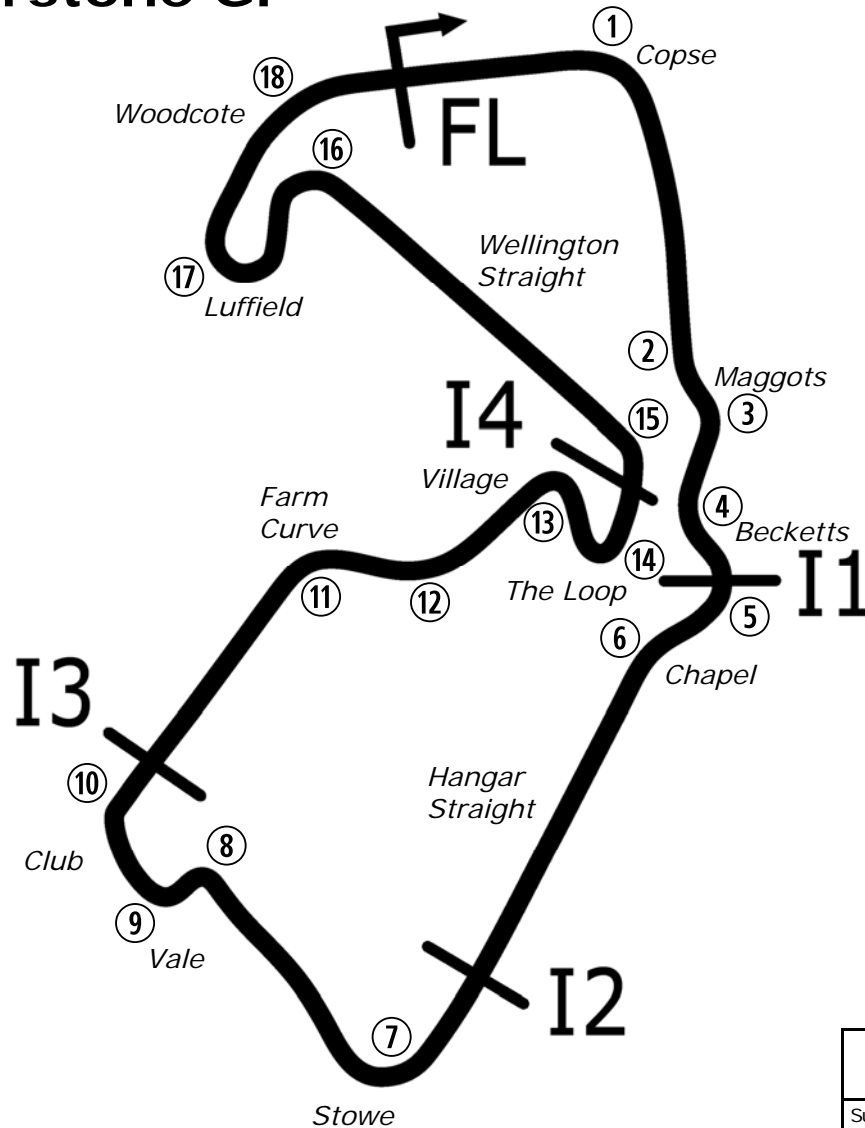
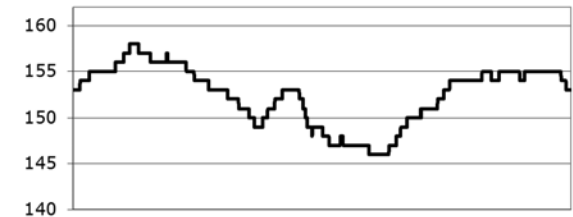


Results Provided by Timing Solutions Ltd
www.tsl-timing.com

Silverstone GP



Circuit Altitude (m)



Length	3.6673 miles	5902.0 m	
FL		52.07872 N	1.01711 W
I1	1300m	52.07110 N	1.00929 W
I2	2064m	52.06559 N	1.01486 W
I3	3194m	52.06826 N	1.02344 W
I4	4370m	52.07263 N	1.01141 W
Pit Entry	5872m	52.07859 N	1.01758 W
Pit Exit	305m after FL	52.07880 N	1.01268 W
Pit Entry-Pit Exit 336m, 20.1s @60kph, 15.1s @80kph			

Lap Records		Best Sector Information							
		Sector 1 (FL - I1)	Sector 2 (I1 - I2)	I2 Trap (mph)	Sector 3 (I2 - I3)	I3 Trap (mph)	Sector 4 (I3 - I4)	Sector 5 (I4 - FL)	FL Trap (mph)
Superbike	2:05.267	24.135	13.360	185.8	26.538	117.5	28.273	31.401	153.6
Supersport	2:08.571	25.024	14.095	166.5	27.189	112.2	28.953	32.541	146.1
Superstock 1000	2:07.798	24.935	13.722	182.3	27.498	115.5	29.216	32.305	148.7
Superstock 600	2:12.060	25.461	14.485	161.3	27.843	109.6	29.652	33.253	143.2
Motostar	2:17.574	26.832	15.726	138.0	28.553	102.1	30.519	34.814	126.2
F1 Sidecar	2:11.793	25.305	14.815	156.0	27.825	100.6	29.505	33.950	132.3
Ducati Cup	2:12.958	25.726	14.541	162.8	28.118	107.8	30.066	33.589	141.7
KTM BJ Cup	2:34.626	30.132	17.664	117.7	31.455	93.0	33.883	39.193	111.0



POS	NO	CL	PIC NAME	NAT	ENTRY	TIME	ON	LAPS	GAP	DIFF	MPH
1	86		1 Charlie NESBITT	GBR	KTM - e3 motorsport / Redline KTM	2:36.828	3	5			84.18
2	47		2 Jake ARCHER	GBR	KTM FTR - City Lifting / RS Racing	2:42.181	3	6	5.353	5.353	81.40
3	21		3 Richard KERR	GBR	KTM - Bob Wylie Racing	2:44.553	3	3	7.725	2.372	80.23
4	50	AGP	1 Jason DUPASQUIER	SWI	KTM - KTM Swiss Junior Team	2:44.951	3	5	8.123	0.398	80.03
5	69		4 Tom BOOTH-AMOS	GBR	Tigcraft - FAB Racing	2:44.980	2	5	8.152	0.029	80.02
6	7	AGP	2 Tim GEORGI	GER	KTM - Freudenberg Racing Team	2:45.440	3	5	8.612	0.460	79.80
7	44		5 Edmund BEST	GBR	KTM - SymCirrus Motorsport	2:45.463	3	5	8.635	0.023	79.79
8	35		6 Elliot LODGE	GBR	Honda - Essential Team Racing / SP125	2:45.706	2	4	8.878	0.243	79.67
9	4	AS	1 Dirk GEIGER	GER	Honda - Kiefer Racing	2:45.804	3	5	8.976	0.098	79.62
10	152	AS	2 Oliver KÖNIG	CZE	Honda -	2:47.301	3	5	10.473	1.497	78.91
11	49	AS	3 Philipp FREITAG	GER	Honda - FKoch Rennsport & Hannes Allwardt	2:47.617	3	6	10.789	0.316	78.76
12	23		7 Sam LLEWELLYN	GBR	Honda - Mammoth Motorsport	2:47.723	2	4	10.895	0.106	78.71
13	65		8 Josh OWENS	GBR	Kalex KTM - JPL racing	2:47.979	3	5	11.151	0.256	78.59
14	36	AS	4 Sander KROEZE	NED	Honda - Ernst Dubbink Eveno Racing	2:48.197	3	5	11.369	0.218	78.49
15	121	AS	5 Matthias MEGGLE	GER	Honda - Dynavolt Intact GP Junior Team	2:48.961	4	6	12.133	0.764	78.13
16	12		9 Edward RENDELL	GBR	Honda - Banks Racing	2:49.271	3	4	12.443	0.310	77.99
17	43	AS	6 Simon JESPERSEN	DEN	Honda -	2:49.467	2	2	12.639	0.196	77.90
18	13	AGP	3 Maximilian KOFLER	AUT	KTM - MSV Schwanenstadt	2:50.306	3	7	13.478	0.839	77.52
19	19	AS	7 Sasha de VITS	BEL	Honda - DV1 RacingTeam	2:50.326	3	5	13.498	0.020	77.51
20	15		10 Eugene McMANUS	GBR	KTM - CD / IC Racing	2:50.451	3	5	13.623	0.125	77.45
21	37	AS	8 Rick DUNNIK	NED	Honda - HD Racing	2:51.783	3	6	14.955	1.332	76.85
22	99		11 Stephen CAMPBELL	GBR	Honda - Campbell Racing	2:52.015	3	5	15.187	0.232	76.75
23	79	AS	9 Leon CZICHOS	GER	Honda - d-Store Hannover Racing	2:52.324	2	5	15.496	0.309	76.61

QUALIFYING LAPTIME (110.0% of 2:36.828) = 2:52.510

24	26	12	Dani SAEZ	ESP	Honda - GA Competition	2:52.621	2	4	15.793	0.297	76.48
25	2	13	Mike BROUWERS	NED	Husqvarna - Joma / Brouwersracingteam	2:53.137	4	5	16.309	0.516	76.25
26	3	AS	10 Toni ERHARD	GER	Honda - Kiefer Racing	2:53.374	2	6	16.546	0.237	76.14
27	41	AS	11 Kevin ORGIS	GER	Honda - Kiefer Racing	2:53.417	3	4	16.589	0.043	76.13
28	98		14 Tomas de VRIES	NED	Honda - DAT Racing	2:54.356	3	4	17.528	0.939	75.72
29	11	AS	12 Lotte UHRE	DEN	Honda -	2:54.583	4	7	17.755	0.227	75.62
30	42		15 Brian SLOOTEN	NED	Honda -	2:54.947	3	4	18.119	0.364	75.46
31	128	AGP	4 Dennis KOOPMAN	NED	Honda - Herman van de Bunt	2:55.474	3	6	18.646	0.527	75.23
32	22	AS	13 Marie MENDE	GER	Honda - MM-Racing	2:55.570	4	6	18.742	0.096	75.19
33	66		16 Cameron FRASER	GBR	Kalex KTM - FPW Racing	2:55.723	2	5	18.895	0.153	75.13
34	54		17 Sam BURMAN	GBR	KTM - TeamWNT / Burman Racing	3:01.645	2	5	24.817	5.922	72.68
35	154	AS	14 Lukas FALCK	DEN	Honda -	3:01.790	7	7	24.962	0.145	72.62
36	52		18 Jorel BOERBOOM	NED	Kalex KTM - FPW Racing	3:02.375	3	4	25.547	0.585	72.39
37	57	AS	15 Manou ANTWEILER	GER	Honda -	3:03.463	3	5	26.635	1.088	71.96
38	27		19 Josh HODGE	GBR	KTM - Road and Race Performance	3:08.269	4	6	31.441	4.806	70.12
39	61	AGP	5 Ernst DUBBINK	NED	Honda - Ernst Dubbink Eveno Racing	3:08.527	2	6	31.699	0.258	70.02
40	20		20 Joel MARKLUND	NED	Honda - Marklund Solutions / SP125	3:09.199	5	6	32.371	0.672	69.78
41	147	AS	16 Phillip HOLE	DEN	Honda - 3S ApS	3:11.746	3	5	34.918	2.547	68.85
42	28		21 Lee HINDLE	GBR	KTM - JH Motorsport	3:12.628	3	4	35.800	0.882	68.53
43	25	AGP	6 Johanna INNERFORS	SWE	Honda -	3:49.469	2	4	1:12.641	36.841	57.53
44	48		22 Ewan POTTER	GBR	Honda -			4			
45	45	AS	17 Leon ORGIS	GER	Honda - Kiefer Racing			3			
46	62		23 Vasco van der VALK	NED	Honda - GA Competition / vasco62.nl			2			
47	30		24 Max COOK	GBR	Repli-Cast - Repli-Cast UK Racing			1			

Silverstone GP

Circuit Length = 3.6673 miles

Start: 12:35 Flag 12:55 End: 12:58

Weather / Track : Cloudy / Drying

These results are provisional until the conclusion of any judicial and technical matters.

Race Director :	Stewards :	Timekeeper :

Results can be found at www.britishsuperbike.com

Printed - 12:59 Friday, 08 April 2016

MCRCB BULLETIN TK017

2016 MCE British Superbike Championship - Round 1

2016 HEL Performance British Motostar Moto 3 GP & ADAC NEC

FREE PRACTICE - SECTOR ANALYSIS

SECTOR 1 = FL to I1, SECTOR 2 = I1 to I2, SECTOR 3 = I2 to I3, SECTOR 4 = I3 to I4, SECTOR 5 = I4 to FL, DIFF = Difference To Personal Best Lap

P1 86 Charlie NESBITT		KTM - e3 motorsport / Redline KTM										
IDEAL LAP TIME : 2:36.050		BEST LAP TIME : 2:36.828		DIFFERENCE : 0.778								
LAP	SECTOR 1	SECTOR 2	SECTOR 3	SECTOR 4	SECTOR 5	LAP TIME	MPH	DIFF	TIME OF DAY			
1-	OUTLAP	18.933	95.4	44.311	81.3	37.234	40.432	112.4		12:38:20.443		
2-	31.566	17.475	102.7	38.174	89.4	34.107	38.706	118.4	2:40.028 (2)	82.50	3.200	12:41:00.471
3-	29.104	16.909	111.2	37.513	89.3	34.819	38.483	119.5	2:36.828 (1)	84.18		12:43:37.299
4-	30.386	16.843	113.7	39.957	83.0	36.449	IN PIT		2:53.659 P	76.02	16.831	12:46:30.958
5-	OUTLAP	20.780	97.2	41.570	76.6	42.647	45.218	112.9	9:35.977	22.92	6:59.149	12:56:06.935

P2 47 Jake ARCHER		KTM FTR - City Lifting / RS Racing										
IDEAL LAP TIME : 2:40.814		BEST LAP TIME : 2:42.181		DIFFERENCE : 1.367								
LAP	SECTOR 1	SECTOR 2	SECTOR 3	SECTOR 4	SECTOR 5	LAP TIME	MPH	DIFF	TIME OF DAY			
1-	OUTLAP	18.798	108.0	41.868	86.0	37.344	41.568	113.7				12:37:52.859
2-	31.071	17.453	105.3	38.814	86.2	35.031	40.426	119.1	2:42.795 (2)	81.09	0.614	12:40:35.654
3-	30.549	17.093	113.9	38.730	84.6	35.206	40.603	118.0	2:42.181 (1)	81.40		12:43:17.835
4-	30.262	17.436	102.1	38.533	85.3	37.437	40.000	119.7	2:43.668 (3)	80.66	1.487	12:46:01.503
5-	30.157	17.415	109.6	38.714	83.9	41.911	IN PIT		3:01.207 P	72.85	19.026	12:49:02.710
6-	OUTLAP	21.946	100.3	41.379	82.9	44.393	IN PIT		4:39.164 P	47.29	1:56.983	12:53:41.874

P3 21 Richard KERR		KTM - Bob Wylie Racing										
IDEAL LAP TIME : 2:44.191		BEST LAP TIME : 2:44.553		DIFFERENCE : 0.362								
LAP	SECTOR 1	SECTOR 2	SECTOR 3	SECTOR 4	SECTOR 5	LAP TIME	MPH	DIFF	TIME OF DAY			
1-	OUTLAP	18.817	96.0	42.704	79.1	38.637	43.875	112.0				12:39:16.407
2-	33.069	18.360	121.3	38.310	80.6	37.071	40.904	116.1	2:47.714 (2)	78.71	3.161	12:42:04.121
3-	31.275	17.407	128.5	38.255	87.2	36.849	40.767	116.8	2:44.553 (1)	80.23		12:44:48.674

P4 50 AGP Jason DUPASQUIER		KTM - KTM Swiss Junior Team										
IDEAL LAP TIME : 2:42.793		BEST LAP TIME : 2:44.951		DIFFERENCE : 2.158								
LAP	SECTOR 1	SECTOR 2	SECTOR 3	SECTOR 4	SECTOR 5	LAP TIME	MPH	DIFF	TIME OF DAY			
1-	OUTLAP	18.183	115.3	43.336	73.7	37.680	42.953	105.9				12:39:16.622
2-	33.016	18.241	125.2	38.822	82.4	35.619	40.744	102.1	2:46.442 (2)	79.32	1.491	12:42:03.064
3-	31.185	18.044	130.0	39.181	85.2	36.231	40.310	113.9	2:44.951 (1)	80.03		12:44:48.015
4-	31.933	17.562	128.8	38.117	85.1	39.354	IN PIT		3:03.396 P	71.98	18.445	12:47:51.411
5-	OUTLAP	22.993	92.9	45.349	79.4	47.687	IN PIT		5:48.830 P	37.84	3:03.879	12:53:40.241

P5 69 Tom BOOTH-AMOS		Tigcraft - FAB Racing										
IDEAL LAP TIME : 2:44.634		BEST LAP TIME : 2:44.980		DIFFERENCE : 0.346								
LAP	SECTOR 1	SECTOR 2	SECTOR 3	SECTOR 4	SECTOR 5	LAP TIME	MPH	DIFF	TIME OF DAY			
1-	OUTLAP	18.280	111.7	42.366	84.4	37.313	42.089	95.5				12:39:28.846
2-	32.130	18.165	110.9	39.005	83.5	35.616	40.064	113.9	2:44.980 (1)	80.02		12:42:13.826
3-	31.988	19.107	100.9	39.728	83.3	35.984	IN PIT		2:54.682 P	75.57	9.702	12:45:08.508
4-	OUTLAP	17.961	110.9	41.033	84.8	42.647	IN PIT		4:20.684 P	50.64	1:35.704	12:49:29.192
5-	OUTLAP	25.003	88.3	43.726	80.9	51.625	IN PIT		6:16.545 P	35.06	3:31.565	12:55:45.737

P6 7 AGP Tim GEORGI		KTM - Freudenberg Racing Team										
IDEAL LAP TIME : 2:44.790		BEST LAP TIME : 2:45.440		DIFFERENCE : 0.650								
LAP	SECTOR 1	SECTOR 2	SECTOR 3	SECTOR 4	SECTOR 5	LAP TIME	MPH	DIFF	TIME OF DAY			
1-	OUTLAP	19.654	105.8	45.244	75.7	40.857	43.261	106.0				12:38:51.922
2-	34.026	18.243	106.5	39.174	82.8	37.015	42.277	104.2	2:50.735	77.32	5.295	12:41:42.657
3-	31.749	17.520	112.7	37.681	84.8	37.067	41.423	106.4	2:45.440 (1)	79.80		12:44:28.097
4-	31.619	17.663	120.6	37.901	83.7	37.356	41.614	114.3	2:46.153 (2)	79.45	0.713	12:47:14.250
5-	31.784	17.837	117.7	37.213	83.9	39.890	42.665	114.9	2:49.389 (3)	77.94	3.949	12:50:03.639

P7 44 Edmund BEST		KTM - SymCirrus Motorsport										
IDEAL LAP TIME : 2:44.596		BEST LAP TIME : 2:45.463		DIFFERENCE : 0.867								
LAP	SECTOR 1	SECTOR 2	SECTOR 3	SECTOR 4	SECTOR 5	LAP TIME	MPH	DIFF	TIME OF DAY			
1-	OUTLAP	20.032	92.3	46.196	73.7	39.351	43.002	112.0				12:38:27.400

Silverstone GP

Circuit Length = 3.6673 miles

Start: 12:35 Flag 12:55 End: 12:58

Weather / Track : Cloudy / Drying

MCRCB BULLETIN TK017

2016 MCE British Superbike Championship - Round 1

2016 HEL Performance British Motostar Moto 3 GP & ADAC NEC

FREE PRACTICE - SECTOR ANALYSIS

SECTOR 1 = FL to I1, SECTOR 2 = I1 to I2, SECTOR 3 = I2 to I3, SECTOR 4 = I3 to I4, SECTOR 5 = I4 to FL, DIFF = Difference To Personal Best Lap

2-	32.372	18.488	104.2	39.604	<i>81.8</i>	<i>36.443</i>	<i>40.021</i>	<i>114.5</i>	2:46.928 (2)	79.09	1.465	12:41:14.328
3-	<i>30.572</i>	<i>17.979</i>	101.8	<i>39.581</i>	77.6	37.086	40.245	114.3	<i>2:45.463</i> (1)	<i>79.79</i>		<i>12:43:59.791</i>
4-	31.547	18.595	<i>106.5</i>	41.541	69.0	42.969	IN PIT		3:11.414 P	68.97	25.951	12:47:11.205
5-	OUTLAP	22.016	93.9	43.161	79.6	44.647	IN PIT		6:56.620 P	31.68	4:11.157	12:54:07.825

P8	35	Elliot LODGE					Honda - Essential Team Racing / SP125					
IDEAL LAP TIME : 2:45.208		BEST LAP TIME : 2:45.706				DIFFERENCE : 0.498						
LAP	SECTOR 1	SECTOR 2	SECTOR 3	SECTOR 4	SECTOR 5	LAP TIME	MPH	DIFF	TIME OF DAY			
1-	OUTLAP	18.194	113.1	39.937	84.4	37.732	43.716	105.9				12:41:42.588
2-	33.025	<i>17.723</i>	105.0	<i>38.137</i>	<i>88.7</i>	<i>35.485</i>	<i>41.336</i>	<i>106.9</i>	<i>2:45.706</i> (1)	<i>79.67</i>		<i>12:44:28.294</i>
3-	<i>32.527</i>	17.834	<i>115.5</i>	40.695	77.7	41.560	IN PIT		3:07.441 P	70.43	21.735	12:47:35.735
4-	OUTLAP	20.228	102.7	42.357	79.0	44.933	IN PIT		5:18.216 P	41.48	2:32.510	12:52:53.951

P9	4 AS	Dirk GEIGER					Honda - Kiefer Racing					
IDEAL LAP TIME : 2:43.746		BEST LAP TIME : 2:45.804				DIFFERENCE : 2.058						
LAP	SECTOR 1	SECTOR 2	SECTOR 3	SECTOR 4	SECTOR 5	LAP TIME	MPH	DIFF	TIME OF DAY			
1-	OUTLAP	19.337	99.8	45.864	73.3	39.804	45.546	100.8				12:39:39.728
2-	34.284	18.642	92.1	39.964	83.7	36.630	41.480	109.7	2:51.000 (3)	77.20	5.196	12:42:30.728
3-	31.580	18.384	<i>104.0</i>	39.513	82.7	<i>35.626</i>	<i>40.701</i>	110.1	<i>2:45.804</i> (1)	<i>79.62</i>		<i>12:45:16.532</i>
4-	<i>31.079</i>	<i>17.930</i>	102.6	<i>38.410</i>	81.6	38.457	40.844	<i>111.4</i>	2:46.720 (2)	79.18	0.916	12:48:03.252
5-	31.210	18.210	97.3	38.526	<i>85.1</i>	41.289	IN PIT		3:04.290 P	71.63	18.486	12:51:07.542

P10	152 AS	Oliver KÖNIG					Honda -					
IDEAL LAP TIME : 2:46.993		BEST LAP TIME : 2:47.301				DIFFERENCE : 0.308						
LAP	SECTOR 1	SECTOR 2	SECTOR 3	SECTOR 4	SECTOR 5	LAP TIME	MPH	DIFF	TIME OF DAY			
1-	OUTLAP	20.622	104.6	45.765	75.0	40.923	44.919	111.0				12:38:53.418
2-	34.012	19.125	110.9	40.979	76.4	37.434	41.529	109.4	2:53.079 (2)	76.27	5.778	12:41:46.497
3-	32.287	<i>18.600</i>	<i>122.2</i>	<i>38.902</i>	<i>83.7</i>	<i>36.443</i>	<i>41.069</i>	<i>114.7</i>	<i>2:47.301</i> (1)	<i>78.91</i>		<i>12:44:33.798</i>
4-	<i>31.979</i>	18.625	113.5	41.641	81.7	44.104	IN PIT		3:11.195 P	69.05	23.894	12:47:44.993
5-	OUTLAP	23.506	91.0	50.351	70.7	53.925	IN PIT		5:43.191 P	38.46	2:55.890	12:53:28.184

P11	49 AS	Philipp FREITAG					Honda - FKoch Rennsport & Hannes Allwardt					
IDEAL LAP TIME : 2:46.827		BEST LAP TIME : 2:47.617				DIFFERENCE : 0.790						
LAP	SECTOR 1	SECTOR 2	SECTOR 3	SECTOR 4	SECTOR 5	LAP TIME	MPH	DIFF	TIME OF DAY			
1-	OUTLAP	19.402	94.5	44.687	74.6	40.412	45.378	101.0				12:38:47.242
2-	34.869	18.431	114.3	39.838	83.9	38.020	44.033	106.4	2:55.191 (3)	75.36	7.574	12:41:42.433
3-	<i>32.692</i>	17.911	114.7	39.200	<i>87.1</i>	<i>36.210</i>	<i>41.604</i>	109.0	<i>2:47.617</i> (1)	<i>78.76</i>		<i>12:44:30.050</i>
4-	32.736	<i>17.836</i>	<i>120.9</i>	38.935	84.5	38.610	42.155	<i>111.8</i>	2:50.272 (2)	77.53	2.655	12:47:20.322
5-	32.932	18.497	117.9	<i>38.485</i>	85.8	41.812	IN PIT		3:04.698 P	71.48	17.081	12:50:25.020
6-	OUTLAP	23.848	94.2	44.035	76.0	52.326	IN PIT		5:54.189 P	37.27	3:06.572	12:56:19.209

P12	23	Sam LLEWELLYN					Honda - Mammoth Motorsport					
IDEAL LAP TIME : 2:46.721		BEST LAP TIME : 2:47.723				DIFFERENCE : 1.002						
LAP	SECTOR 1	SECTOR 2	SECTOR 3	SECTOR 4	SECTOR 5	LAP TIME	MPH	DIFF	TIME OF DAY			
1-	OUTLAP	18.870	107.5	43.331	80.9	38.136	42.996	108.3				12:40:20.053
2-	31.220	18.000	101.3	39.586	<i>82.1</i>	37.772	<i>41.145</i>	113.1	<i>2:47.723</i> (1)	<i>78.71</i>		<i>12:43:07.776</i>
3-	<i>30.798</i>	18.107	97.3	40.019	81.7	<i>37.362</i>	41.623	<i>113.3</i>	2:47.909 (2)	78.62	0.186	12:45:55.685
4-	31.116	<i>17.987</i>	<i>112.7</i>	<i>39.429</i>	78.4	45.923	IN PIT		3:11.262 P	69.02	23.539	12:49:06.947

P13	65	Josh OWENS					Kalex KTM - JPL racing					
IDEAL LAP TIME : 2:46.789		BEST LAP TIME : 2:47.979				DIFFERENCE : 1.190						
LAP	SECTOR 1	SECTOR 2	SECTOR 3	SECTOR 4	SECTOR 5	LAP TIME	MPH	DIFF	TIME OF DAY			
1-	OUTLAP	18.940	107.3	44.189	64.4	39.088	42.096	113.7				12:38:27.659
2-	32.072	18.716	108.2	40.348	79.0	<i>37.143</i>	<i>41.050</i>	<i>114.9</i>	2:49.329 (2)	77.96	1.350	12:41:16.988
3-	<i>31.277</i>	<i>17.512</i>	<i>127.3</i>	<i>39.807</i>	<i>82.1</i>	38.189	41.194	113.3	<i>2:47.979</i> (1)	<i>78.59</i>		<i>12:44:04.967</i>
4-	31.385	17.836	122.6	43.869	66.0	42.732	IN PIT		3:06.590 P	70.75	18.611	12:47:11.557
5-	OUTLAP	18.434	105.6	42.910	73.1	43.867	IN PIT		4:11.628 P	52.46	1:23.649	12:51:23.185

Weather / Track : Cloudy / Drying

Silverstone GP
Circuit Length = 3.6673 miles
Start: 12:35 Flag 12:55 End: 12:58

MCRCB BULLETIN TK017

2016 MCE British Superbike Championship - Round 1

2016 HEL Performance British Motostar Moto 3 GP & ADAC NEC

FREE PRACTICE - SECTOR ANALYSIS

SECTOR 1 = FL to I1, SECTOR 2 = I1 to I2, SECTOR 3 = I2 to I3, SECTOR 4 = I3 to I4, SECTOR 5 = I4 to FL, DIFF = Difference To Personal Best Lap

P14 36 AS Sander KROEZE		Honda - Ernst Dubbink Eveno Racing										
IDEAL LAP TIME : 2:48.039		BEST LAP TIME : 2:48.197		DIFFERENCE : 0.158								
LAP	SECTOR 1	SECTOR 2	SECTOR 3	SECTOR 4	SECTOR 5	LAP TIME	MPH	DIFF	TIME OF DAY			
1-	OUTLAP	19.385	83.6	42.964	81.6	39.565	44.037	108.3		12:40:00.388		
2-	34.670	18.942	98.2	39.523	81.6	37.572	43.069	110.5	2:53.776 (2)	75.97	5.579	12:42:54.164
3-	32.689	18.803	98.9	38.156	79.8	36.782	41.767	113.1	2:48.197 (1)	78.49		12:45:42.361
4-	32.995	18.645	98.9	38.161	80.6	41.141	IN PIT		3:07.880 P	70.27	19.683	12:48:50.241
5-	OUTLAP	24.169	89.0	43.616	78.1	48.676	IN PIT		7:15.926 P	30.28	4:27.729	12:56:06.167

P15 121 AS Matthias MEGGLE		Honda - Dynavolt Intact GP Junior Team										
IDEAL LAP TIME : 2:48.346		BEST LAP TIME : 2:48.961		DIFFERENCE : 0.615								
LAP	SECTOR 1	SECTOR 2	SECTOR 3	SECTOR 4	SECTOR 5	LAP TIME	MPH	DIFF	TIME OF DAY			
1-	OUTLAP	20.850	80.1	44.336	72.2	40.230	44.936	98.7				12:38:42.935
2-	33.955	18.724	97.8	39.615	67.7	38.636	42.695	104.8	2:53.625 (3)	76.03	4.664	12:41:36.560
3-	32.923	18.548	101.2	39.137	74.2	37.773	42.769	102.9	2:51.150 (2)	77.13	2.189	12:44:27.710
4-	32.685	18.364	109.6	38.881	82.0	36.738	42.293	108.7	2:48.961 (1)	78.13		12:47:16.671
5-	32.607	18.448	114.9	38.344	77.8	40.950	IN PIT		3:07.367 P	70.46	18.406	12:50:24.038
6-	OUTLAP	23.062	92.1	41.802	79.8	48.294	49.221	99.1	5:05.075	43.27	2:16.114	12:55:29.113

P16 12 Edward RENDELL		Honda - Banks Racing										
IDEAL LAP TIME : 2:46.913		BEST LAP TIME : 2:49.271		DIFFERENCE : 2.358								
LAP	SECTOR 1	SECTOR 2	SECTOR 3	SECTOR 4	SECTOR 5	LAP TIME	MPH	DIFF	TIME OF DAY			
1-	OUTLAP	20.215	100.1	39.413	81.9	36.945	IN PIT		P			12:40:01.786
2-	OUTLAP	19.797	99.2	37.919	82.9	36.812	41.834	98.7	4:16.436	51.48	1:27.165	12:44:18.222
3-	32.939	18.576	112.9	38.451	75.4	37.445	41.860	104.2	2:49.271 (1)	77.99		12:47:07.493
4-	32.086	19.007	111.1	37.605	79.3	40.054	IN PIT		2:59.631 P	73.49	10.360	12:50:07.124

P17 43 AS Simon JESPERSEN		Honda -										
IDEAL LAP TIME : 2:49.312		BEST LAP TIME : 2:49.467		DIFFERENCE : 0.155								
LAP	SECTOR 1	SECTOR 2	SECTOR 3	SECTOR 4	SECTOR 5	LAP TIME	MPH	DIFF	TIME OF DAY			
1-	OUTLAP	19.561	113.1	40.789	76.8	37.990	41.933	107.2				12:38:22.647
2-	33.886	19.170	117.9	37.339	86.3	36.984	42.088	106.4	2:49.467 (1)	77.90		12:41:12.114

P18 13 AGP Maximilian KOFLER		KTM - MSV Schwanenstadt										
IDEAL LAP TIME : 2:50.306		BEST LAP TIME : 2:50.306		DIFFERENCE : 0.000								
LAP	SECTOR 1	SECTOR 2	SECTOR 3	SECTOR 4	SECTOR 5	LAP TIME	MPH	DIFF	TIME OF DAY			
1-	OUTLAP	19.874	93.4	43.902	74.0	41.502	46.273	94.0				12:38:46.688
2-	35.992	19.111	103.2	40.779	82.1	40.702	43.282	102.9	2:59.866 (3)	73.40	9.560	12:41:46.554
3-	33.427	18.040	119.1	38.830	84.9	37.701	42.308	109.9	2:50.306 (1)	77.52		12:44:36.860
4-	33.579	18.349	112.2	39.541	82.9	39.967	43.552	105.2	2:54.988 (2)	75.44	4.682	12:47:31.848
5-	34.605	19.361	104.0	39.739	83.9	43.781	46.115	106.5	3:03.601	71.90	13.295	12:50:35.449
6-	35.420	19.679	101.9	39.827	82.1	44.277	47.061	103.2	3:06.264	70.88	15.958	12:53:41.713
7-	36.341	19.955	118.5	40.323	80.2	44.354	44.666	107.9	3:05.639	71.11	15.333	12:56:47.352

P19 19 AS Sasha de VITS		Honda - DV1 RacingTeam										
IDEAL LAP TIME : 2:49.158		BEST LAP TIME : 2:50.326		DIFFERENCE : 1.168								
LAP	SECTOR 1	SECTOR 2	SECTOR 3	SECTOR 4	SECTOR 5	LAP TIME	MPH	DIFF	TIME OF DAY			
1-	OUTLAP	19.366	110.7	42.920	79.7	38.584	42.997	110.1				12:40:19.902
2-	32.098	17.792	103.5	39.687	84.5	39.884	43.209	110.5	2:52.670 (2)	76.46	2.344	12:43:12.572
3-	31.570	17.754	117.9	40.855	81.9	38.513	41.634	113.3	2:50.326 (1)	77.51		12:46:02.898
4-	31.907	17.822	119.6	40.001	80.3	41.934	44.935	106.5	2:56.599 (3)	74.75	6.273	12:48:59.497
5-	33.019	19.844	107.3	40.953	83.5	47.747	IN PIT		3:17.969 P	66.68	27.643	12:52:17.466

P20 15 Eugene McMANUS		KTM - CD / IC Racing										
IDEAL LAP TIME : 2:48.740		BEST LAP TIME : 2:50.451		DIFFERENCE : 1.711								
LAP	SECTOR 1	SECTOR 2	SECTOR 3	SECTOR 4	SECTOR 5	LAP TIME	MPH	DIFF	TIME OF DAY			
1-	OUTLAP	18.063	114.1	42.650	83.4	37.510	IN PIT		P			12:38:09.795

Silverstone GP
 Circuit Length = 3.6673 miles
 Start: 12:35 Flag 12:55 End: 12:58

Weather / Track : Cloudy / Drying

MCRCB BULLETIN TK017

2016 MCE British Superbike Championship - Round 1

2016 HEL Performance British Motostar Moto 3 GP & ADAC NEC

FREE PRACTICE - SECTOR ANALYSIS

SECTOR 1 = FL to I1, SECTOR 2 = I1 to I2, SECTOR 3 = I2 to I3, SECTOR 4 = I3 to I4, SECTOR 5 = I4 to FL, DIFF = Difference To Personal Best Lap

2-	OUTLAP	<i>17.833</i>	119.6	38.880	83.6	<i>37.135</i>	43.710	105.0	3:50.757	57.21	1:00.306	12:42:00.552
3-	33.499	18.035	<i>129.3</i>	<i>38.431</i>	<i>83.7</i>	37.793	<i>42.693</i>	<i>109.4</i>	<i>2:50.451</i> (1)	<i>77.45</i>		<i>12:44:51.003</i>
4-	<i>32.648</i>	18.237	128.8	41.647	77.8	38.955	44.657	105.0	2:56.144 (2)	74.95	5.693	12:47:47.147
5-	34.685	19.499	107.0	42.894	74.0	55.124	IN PIT		3:27.298 P	63.68	36.847	12:51:14.445

P21 37 AS Rick DUNNIK			Honda - HD Racing										
IDEAL LAP TIME : 2:50.038			BEST LAP TIME : 2:51.783			DIFFERENCE : 1.745							
LAP	SECTOR 1	SECTOR 2	SECTOR 3	SECTOR 4	SECTOR 5	LAP TIME	MPH	DIFF	TIME OF DAY				
1-	OUTLAP	19.929	98.5	40.997	75.8	<i>38.601</i>	45.568	102.2				12:40:15.420	
2-	33.601	19.107	91.5	40.857	76.2	39.491	44.916	104.2	2:57.972 (3)	74.18	6.189	12:43:13.392	
3-	32.519	18.641	101.6	39.133	78.3	38.760	<i>42.730</i>	<i>108.5</i>	<i>2:51.783</i> (1)	<i>76.85</i>		<i>12:46:05.175</i>	
4-	<i>32.023</i>	<i>18.307</i>	<i>108.4</i>	<i>38.377</i>	<i>80.3</i>	40.958	45.123	104.5	2:54.788 (2)	75.53	3.005	12:48:59.963	
5-	33.148	19.444	107.2	40.623	79.1	45.447	IN PIT		3:14.040 P	68.03	22.257	12:52:14.003	
6-	OUTLAP	21.792	103.7	41.161	73.8	43.788	46.993	103.2	5:36.196	39.26	2:44.413	12:57:50.199	

P22 99 Stephen CAMPBELL			Honda - Campbell Racing										
IDEAL LAP TIME : 2:47.417			BEST LAP TIME : 2:52.015			DIFFERENCE : 4.598							
LAP	SECTOR 1	SECTOR 2	SECTOR 3	SECTOR 4	SECTOR 5	LAP TIME	MPH	DIFF	TIME OF DAY				
1-	OUTLAP	20.417	94.2	41.318	81.0	39.345	IN PIT		P			12:39:39.740	
2-	OUTLAP	18.390	114.5	<i>39.017</i>	81.7	<i>36.622</i>	<i>40.855</i>	107.9	3:53.274	56.59	1:01.259	12:43:33.014	
3-	33.361	18.209	114.7	41.083	81.2	38.073	41.289	<i>111.0</i>	<i>2:52.015</i> (1)	<i>76.75</i>		<i>12:46:25.029</i>	
4-	<i>32.784</i>	<i>18.139</i>	<i>118.9</i>	39.754	<i>81.9</i>	40.832	IN PIT		3:04.592 P	71.52	12.577	12:49:29.621	
5-	OUTLAP	20.802	107.0	41.748	80.5	45.322	IN PIT		4:39.427 P	47.24	1:47.412	12:54:09.048	

P23 79 AS Leon CZICHOS			Honda - d-Store Hannover Racing										
IDEAL LAP TIME : 2:50.234			BEST LAP TIME : 2:52.324			DIFFERENCE : 2.090							
LAP	SECTOR 1	SECTOR 2	SECTOR 3	SECTOR 4	SECTOR 5	LAP TIME	MPH	DIFF	TIME OF DAY				
1-	OUTLAP	21.191	80.9	45.740	81.5	38.548	46.461	101.8				12:38:17.545	
2-	33.448	19.144	92.1	<i>40.940</i>	<i>86.1</i>	<i>36.584</i>	<i>42.208</i>	<i>107.4</i>	<i>2:52.324</i> (1)	<i>76.61</i>		<i>12:41:09.869</i>	
3-	<i>32.162</i>	18.342	<i>95.8</i>	41.877	80.3	38.652	43.710	104.2	2:54.743 (2)	75.55	2.419	12:44:04.612	
4-	32.557	<i>18.340</i>	<i>95.8</i>	42.635	79.2	42.312	IN PIT		3:07.913 P	70.25	15.589	12:47:12.525	
5-	OUTLAP	24.678	89.2	45.350	74.1	47.044	49.607	97.5	8:58.709	24.50	6:06.385	12:56:11.234	

P24 26 Dani SAEZ			Honda - GA Competition										
IDEAL LAP TIME : 2:50.179			BEST LAP TIME : 2:52.621			DIFFERENCE : 2.442							
LAP	SECTOR 1	SECTOR 2	SECTOR 3	SECTOR 4	SECTOR 5	LAP TIME	MPH	DIFF	TIME OF DAY				
1-	OUTLAP	19.875	87.3	45.016	69.2	40.248	45.460	107.6				12:42:38.015	
2-	32.960	<i>17.795</i>	104.6	40.907	77.8	<i>36.642</i>	44.317	107.4	<i>2:52.621</i> (1)	<i>76.48</i>		<i>12:45:30.636</i>	
3-	<i>31.638</i>	17.904	<i>109.8</i>	<i>40.008</i>	<i>78.5</i>	40.225	IN PIT		3:01.985 P	72.54	9.364	12:48:32.621	
4-	OUTLAP	20.648	103.7	40.809	76.2	40.924	<i>44.096</i>	<i>110.9</i>	7:48.516	28.17	4:55.895	12:56:21.137	

P25 2 Mike BROUWERS			Husqvarna - Joma / Brouwersracingteam										
IDEAL LAP TIME : 2:46.442			BEST LAP TIME : 2:53.137			DIFFERENCE : 6.695							
LAP	SECTOR 1	SECTOR 2	SECTOR 3	SECTOR 4	SECTOR 5	LAP TIME	MPH	DIFF	TIME OF DAY				
1-	OUTLAP	19.060	117.3	43.353	72.2	40.818	44.918	109.4				12:40:32.468	
2-	32.457	<i>18.213</i>	116.1	39.487	<i>82.3</i>	<i>35.755</i>	IN PIT		2:53.257 P	76.20	0.120	12:43:25.725	
3-	OUTLAP	18.923	122.0	41.134	72.3	38.965	<i>42.704</i>	<i>112.0</i>	3:43.924	58.95	50.787	12:47:09.649	
4-	<i>31.228</i>	18.233	<i>122.9</i>	<i>38.542</i>	81.3	40.217	44.917	109.6	<i>2:53.137</i> (1)	<i>76.25</i>		<i>12:50:02.786</i>	
5-	34.702	22.221	90.0	41.722	78.6	42.860	IN PIT		3:17.085 P	66.98	23.948	12:53:19.871	

P26 3 AS Toni ERHARD			Honda - Kiefer Racing										
IDEAL LAP TIME : 2:51.014			BEST LAP TIME : 2:53.374			DIFFERENCE : 2.360							
LAP	SECTOR 1	SECTOR 2	SECTOR 3	SECTOR 4	SECTOR 5	LAP TIME	MPH	DIFF	TIME OF DAY				
1-	OUTLAP	18.718	<i>108.5</i>	45.488	71.3	42.116	45.960	102.5				12:39:42.667	
2-	34.640	<i>18.196</i>	107.2	<i>40.280</i>	<i>83.8</i>	<i>37.929</i>	<i>42.329</i>	<i>107.6</i>	<i>2:53.374</i> (1)	<i>76.14</i>		<i>12:42:36.041</i>	
3-	<i>32.280</i>	18.220	94.1	40.847	81.1	37.946	45.059	101.3	2:54.352 (2)	75.72	0.978	12:45:30.393	
4-	32.807	18.303	107.5	41.331	79.5	41.489	IN PIT		3:08.689 P	69.96	15.315	12:48:39.082	
5-	OUTLAP	21.630	95.7	44.328	77.0	46.012	IN PIT		4:59.646 P	44.05	2:06.272	12:53:38.728	

Silverstone GP
 Circuit Length = 3.6673 miles
 Start: 12:35 Flag 12:55 End: 12:58

Weather / Track : Cloudy / Drying

MCRCB BULLETIN TK017

2016 MCE British Superbike Championship - Round 1

2016 HEL Performance British Motostar Moto 3 GP & ADAC NEC

FREE PRACTICE - SECTOR ANALYSIS

SECTOR 1 = FL to I1, SECTOR 2 = I1 to I2, SECTOR 3 = I2 to I3, SECTOR 4 = I3 to I4, SECTOR 5 = I4 to FL, DIFF = Difference To Personal Best Lap

6- OUTLAP 23.732 91.8 44.213 69.3 45.954 IN PIT 4:36.252 P 47.79 1:42.878 12:58:14.980

P27 41 AS Kevin ORGIS			Honda - Kiefer Racing									
IDEAL LAP TIME : 2:50.715		BEST LAP TIME : 2:53.417		DIFFERENCE : 2.702								
LAP	SECTOR 1	SECTOR 2	SECTOR 3	SECTOR 4	SECTOR 5	LAP TIME	MPH	DIFF	TIME OF DAY			
1-	OUTLAP	19.456	103.4	45.940	71.2	42.414	46.715	105.2		12:39:43.268		
2-	34.664	18.728	108.5	39.669	80.4	38.051	42.769	109.7	2:53.881 (2)	75.92	0.464	12:42:37.149
3-	32.264	18.233	97.3	40.184	82.1	37.780	44.956	103.7	2:53.417 (1)	76.13		12:45:30.566
4-	33.303	18.624	111.4	40.428	81.0	41.590	IN PIT		3:08.953 P	69.87	15.536	12:48:39.519

P28 98 Tomas de VRIES			Honda - DAT Racing									
IDEAL LAP TIME : 2:54.108		BEST LAP TIME : 2:54.356		DIFFERENCE : 0.248								
LAP	SECTOR 1	SECTOR 2	SECTOR 3	SECTOR 4	SECTOR 5	LAP TIME	MPH	DIFF	TIME OF DAY			
1-	OUTLAP	19.256	111.4	42.836	77.3	38.778	46.442	102.9				12:39:59.044
2-	34.478	19.208	120.2	41.444	79.3	38.628	44.057	109.0	2:57.815 (2)	74.24	3.459	12:42:56.859
3-	33.079	18.568	117.5	40.362	77.4	38.876	43.471	110.7	2:54.356 (1)	75.72		12:45:51.215
4-	33.393	18.986	116.5	40.529	76.9	44.802	IN PIT		3:12.417 P	68.61	18.061	12:49:03.632

P29 11 AS Lotte UHRE			Honda -									
IDEAL LAP TIME : 2:52.669		BEST LAP TIME : 2:54.583		DIFFERENCE : 1.914								
LAP	SECTOR 1	SECTOR 2	SECTOR 3	SECTOR 4	SECTOR 5	LAP TIME	MPH	DIFF	TIME OF DAY			
1-	OUTLAP	20.997	83.4	44.605	76.0	40.671	46.513	101.4				12:38:34.464
2-	34.652	20.443	87.2	40.196	80.1	39.769	45.015	98.7	3:00.075 (3)	73.31	5.492	12:41:34.539
3-	35.271	19.524	95.5	38.970	80.2	38.114	43.095	103.4	2:54.974 (2)	75.45	0.391	12:44:29.513
4-	33.833	18.673	103.0	39.179	81.4	38.394	44.504	107.8	2:54.583 (1)	75.62		12:47:24.096
5-	33.817	19.299	102.6	40.029	78.5	43.570	50.340	94.7	3:07.055	70.58	12.472	12:50:31.151
6-	38.508	22.321	80.0	43.586	73.9	46.066	51.564	95.3	3:22.045	65.34	27.462	12:53:53.196
7-	39.771	22.158	81.7	44.329	72.5	47.888	52.375	97.4	3:26.521	63.92	31.938	12:57:19.717

P30 42 Brian SLOOTEN			Honda -									
IDEAL LAP TIME : 2:54.909		BEST LAP TIME : 2:54.947		DIFFERENCE : 0.038								
LAP	SECTOR 1	SECTOR 2	SECTOR 3	SECTOR 4	SECTOR 5	LAP TIME	MPH	DIFF	TIME OF DAY			
1-	OUTLAP	19.089	117.1	41.391	77.3	39.018	45.206	101.4				12:39:54.962
2-	34.563	20.155	85.4	41.466	75.4	39.639	44.420	106.0	3:00.243 (2)	73.24	5.296	12:42:55.205
3-	33.960	18.693	102.7	39.618	79.0	39.056	43.620	104.3	2:54.947 (1)	75.46		12:45:50.152
4-	34.835	19.077	115.3	39.666	68.1	42.942	IN PIT		3:09.650 P	69.61	14.703	12:48:59.802

P31 128 AGP Dennis KOOPMAN			Honda - Herman van de Bunt									
IDEAL LAP TIME : 2:54.530		BEST LAP TIME : 2:55.474		DIFFERENCE : 0.944								
LAP	SECTOR 1	SECTOR 2	SECTOR 3	SECTOR 4	SECTOR 5	LAP TIME	MPH	DIFF	TIME OF DAY			
1-	OUTLAP	21.092	85.8	48.390	73.7	39.711	47.431	99.3				12:40:12.453
2-	33.262	19.181	90.6	42.417	77.6	41.854	44.448	106.2	3:01.162 (2)	72.87	5.688	12:43:13.615
3-	32.898	18.455	93.7	41.061	77.0	39.659	43.401	109.9	2:55.474 (1)	75.23		12:46:09.089
4-	31.965	18.444	90.1	41.631	75.8	45.392	50.068	99.9	3:07.500 (3)	70.41	12.026	12:49:16.589
5-	37.810	21.517	96.2	42.560	75.6	45.472	51.178	99.3	3:18.537	66.49	23.063	12:52:35.126
6-	38.281	21.577	96.6	41.949	75.6	45.232	50.142	98.7	3:17.181	66.95	21.707	12:55:52.307

P32 22 AS Marie MENDE			Honda - MM-Racing									
IDEAL LAP TIME : 2:54.401		BEST LAP TIME : 2:55.570		DIFFERENCE : 1.169								
LAP	SECTOR 1	SECTOR 2	SECTOR 3	SECTOR 4	SECTOR 5	LAP TIME	MPH	DIFF	TIME OF DAY			
1-	OUTLAP	20.311	100.3	44.072	69.6	40.020	44.936	106.5				12:38:31.801
2-	33.343	19.320	115.5	39.993	71.2	39.730	45.762	99.1	2:58.148 (2)	74.10	2.578	12:41:29.949
3-	35.024	19.130	105.5	39.847	76.0	38.750	45.502	103.5	2:58.253 (3)	74.06	2.683	12:44:28.202
4-	33.814	18.810	113.9	39.294	83.4	39.416	44.236	107.9	2:55.570 (1)	75.19		12:47:23.772
5-	33.311	19.335	107.2	40.682	75.5	42.268	46.434	105.0	3:02.030	72.52	6.460	12:50:25.802
6-	37.069	20.563	111.8	40.031	74.5	43.239	IN PIT		3:17.626 P	66.80	22.056	12:53:43.428

Weather / Track : Cloudy / Drying

Silverstone GP

Circuit Length = 3.6673 miles

Start: 12:35 Flag 12:55 End: 12:58

MCRCB BULLETIN TK017

2016 MCE British Superbike Championship - Round 1

2016 HEL Performance British Motostar Moto 3 GP & ADAC NEC

FREE PRACTICE - SECTOR ANALYSIS

SECTOR 1 = FL to I1, SECTOR 2 = I1 to I2, SECTOR 3 = I2 to I3, SECTOR 4 = I3 to I4, SECTOR 5 = I4 to FL, DIFF = Difference To Personal Best Lap

P33 66		Cameron FRASER				Kalex KTM - FPW Racing						
IDEAL LAP TIME : 2:52.833		BEST LAP TIME : 2:55.723				DIFFERENCE : 2.890						
LAP	SECTOR 1	SECTOR 2	SECTOR 3	SECTOR 4	SECTOR 5	LAP TIME	MPH	DIFF	TIME OF DAY			
1-	OUTLAP	19.261	110.3	43.440	71.4	40.495	43.999	112.2		12:41:51.986		
2-	33.442	18.552	118.9	40.021	80.0	39.862	43.846	113.7	2:55.723 (1)	75.13	12:44:47.709	
3-	33.121	17.858	124.9	38.146	82.7	41.566	IN PIT		3:06.155 P	70.92	10.432	12:47:53.864
4-	OUTLAP	20.166	109.8	42.408	76.0	46.589	50.918	100.7	4:10.104	52.78	1:14.381	12:52:03.968
5-	36.317	20.976	104.0	43.058	76.3	46.620	51.262	107.4	3:18.233 (2)	66.60	22.510	12:55:22.201

P34 54		Sam BURMAN				KTM - TeamWNT / Burman Racing						
IDEAL LAP TIME : 2:59.537		BEST LAP TIME : 3:01.645				DIFFERENCE : 2.108						
LAP	SECTOR 1	SECTOR 2	SECTOR 3	SECTOR 4	SECTOR 5	LAP TIME	MPH	DIFF	TIME OF DAY			
1-	OUTLAP	20.031	104.5	46.236	80.0	42.236	47.210	101.6				12:38:20.645
2-	35.750	19.779	100.1	42.364	80.2	39.416	44.336	105.7	3:01.645 (1)	72.68		12:41:22.290
3-	34.992	19.386	116.5	41.407	82.8	40.684	IN PIT		3:09.681 P	69.60	8.036	12:44:31.971
4-	OUTLAP	19.451	99.5	43.636	78.7	44.108	47.144	103.4	4:05.683	53.73	1:04.038	12:48:37.654
5-	36.935	19.702	102.2	44.528	82.8	47.800	IN PIT		3:25.847 P	64.13	24.202	12:52:03.501

P35 154 AS		Lukas FALCK				Honda -						
IDEAL LAP TIME : 3:01.462		BEST LAP TIME : 3:01.790				DIFFERENCE : 0.328						
LAP	SECTOR 1	SECTOR 2	SECTOR 3	SECTOR 4	SECTOR 5	LAP TIME	MPH	DIFF	TIME OF DAY			
1-	OUTLAP	23.874	70.7	46.790	73.9	44.915	51.706	93.2				12:39:12.412
2-	39.561	20.110	89.7	41.573	79.9	42.948	47.481	100.1	3:11.673	68.87	9.883	12:42:24.085
3-	37.978	19.592	100.9	40.647	76.6	42.599	47.989	102.5	3:08.805	69.92	7.015	12:45:32.890
4-	36.925	19.758	98.5	40.663	78.3	41.797	46.594	102.9	3:05.737 (2)	71.08	3.947	12:48:38.627
5-	37.287	20.236	97.5	41.746	80.2	42.124	46.867	100.5	3:08.260	70.12	6.470	12:51:46.887
6-	37.917	19.932	112.0	39.270	77.3	42.343	46.424	101.9	3:05.886 (3)	71.02	4.096	12:54:52.773
7-	36.744	19.840	115.7	39.350	80.8	41.264	44.592	105.2	3:01.790 (1)	72.62		12:57:54.563

P36 52		Jorel BOERBOOM				Kalex KTM - FPW Racing						
IDEAL LAP TIME : 2:57.639		BEST LAP TIME : 3:02.375				DIFFERENCE : 4.736						
LAP	SECTOR 1	SECTOR 2	SECTOR 3	SECTOR 4	SECTOR 5	LAP TIME	MPH	DIFF	TIME OF DAY			
1-	OUTLAP	19.512	94.6	49.354	66.2	42.478	44.395	112.0				12:46:29.308
2-	32.917	18.458	116.7	41.377	79.3	44.452	45.428	113.7	3:02.632 (2)	72.28	0.257	12:49:31.940
3-	33.706	20.140	119.4	39.756	80.3	43.311	45.462	109.2	3:02.375 (1)	72.39		12:52:34.315
4-	37.553	21.508	124.5	39.391	80.6	43.261	46.329	112.0	3:08.042 (3)	70.20	5.667	12:55:42.357

P37 57 AS		Manou ANTWEILER				Honda -						
IDEAL LAP TIME : 2:58.804		BEST LAP TIME : 3:03.463				DIFFERENCE : 4.659						
LAP	SECTOR 1	SECTOR 2	SECTOR 3	SECTOR 4	SECTOR 5	LAP TIME	MPH	DIFF	TIME OF DAY			
1-	OUTLAP	22.255	75.4	51.438	59.6	43.560	49.737	82.1				12:39:29.089
2-	36.655	20.251	82.7	45.793	74.5	41.635	45.069	103.2	3:09.403 (2)	69.70	5.940	12:42:38.492
3-	33.492	18.717	85.9	44.795	76.0	40.045	46.414	101.0	3:03.463 (1)	71.96		12:45:41.955
4-	34.849	19.255	89.2	44.808	70.8	48.427	IN PIT		3:26.729 P	63.86	23.266	12:49:08.684
5-	OUTLAP	21.657	91.1	41.481	77.0	43.849	46.026	103.8	6:03.486	36.32	3:00.023	12:55:12.170

P38 27		Josh HODGE				KTM - Road and Race Performance						
IDEAL LAP TIME : 3:05.618		BEST LAP TIME : 3:08.269				DIFFERENCE : 2.651						
LAP	SECTOR 1	SECTOR 2	SECTOR 3	SECTOR 4	SECTOR 5	LAP TIME	MPH	DIFF	TIME OF DAY			
1-	OUTLAP	20.345	97.6	46.171	68.1	42.892	48.244	85.7				12:39:44.547
2-	38.074	20.498	95.0	43.746	70.9	41.261	IN PIT		3:21.196 P	65.61	12.927	12:43:05.743
3-	OUTLAP	19.753	104.3	42.064	74.7	40.693	48.958	105.5	4:13.436	52.09	1:05.167	12:47:19.179
4-	36.089	19.555	103.8	42.078	75.0	43.330	47.217	107.1	3:08.269 (1)	70.12		12:50:27.448
5-	38.358	20.826	94.1	43.096	76.6	44.170	47.415	106.0	3:13.865 (2)	68.10	5.596	12:53:41.313
6-	37.525	20.810	100.7	42.731	76.0	43.402	IN PIT		3:22.788 P	65.10	14.519	12:57:04.101

Weather / Track : Cloudy / Drying

Silverstone GP

Circuit Length = 3.6673 miles

Start: 12:35 Flag 12:55 End: 12:58

MCRCB BULLETIN TK017

2016 MCE British Superbike Championship - Round 1

2016 HEL Performance British Motostar Moto 3 GP & ADAC NEC

FREE PRACTICE - SECTOR ANALYSIS

SECTOR 1 = FL to I1, SECTOR 2 = I1 to I2, SECTOR 3 = I2 to I3, SECTOR 4 = I3 to I4, SECTOR 5 = I4 to FL, DIFF = Difference To Personal Best Lap

P39 61 AGP Ernst DUBBINK		Honda - Ernst Dubbink Eveno Racing										
IDEAL LAP TIME : 3:08.023		BEST LAP TIME : 3:08.527			DIFFERENCE : 0.504							
LAP	SECTOR 1	SECTOR 2	SECTOR 3	SECTOR 4	SECTOR 5	LAP TIME	MPH	DIFF	TIME OF DAY			
1-	OUTLAP	20.764	82.9	45.597	72.3	42.450	49.783	95.8		12:39:12.053		
2-	36.595	20.004	96.4	43.407	79.2	41.792	46.729	100.8	3:08.527 (1)	70.02	12:42:20.580	
3-	36.091	20.300	86.8	44.715	79.9	43.081	47.949	103.4	3:12.136 (2)	68.71	3.609	12:45:32.716
4-	36.588	20.381	87.1	44.994	79.9	45.220	49.161	97.1	3:16.344 (3)	67.24	7.817	12:48:49.060
5-	37.747	20.900	91.8	44.636	77.6	48.420	IN PIT		3:29.269 P	63.08	20.742	12:52:18.329
6-	OUTLAP	22.484	92.4	46.204	72.0	49.237	52.053	92.7	5:00.661	43.91	1:52.134	12:57:18.990

P40 20 Joel MARKLUND		Honda - Marklund Solutions / SP125										
IDEAL LAP TIME : 2:57.596		BEST LAP TIME : 3:09.199			DIFFERENCE : 11.603							
LAP	SECTOR 1	SECTOR 2	SECTOR 3	SECTOR 4	SECTOR 5	LAP TIME	MPH	DIFF	TIME OF DAY			
1-	OUTLAP	19.247	84.3	42.517	79.9	37.534	44.671	101.1				12:40:01.839
2-	34.675	20.092	89.4	41.579	79.2	38.777	IN PIT		3:14.487 P	67.88	5.288	12:43:16.326
3-	OUTLAP	19.527	99.7	42.187	79.0	38.886	46.016	100.5	4:15.067	51.76	1:05.868	12:47:31.393
4-	35.424	20.089	101.8	41.471	78.2	43.779	48.652	100.4	3:09.415 (2)	69.70	0.216	12:50:40.808
5-	36.422	20.269	111.6	41.469	77.8	43.350	47.689	101.0	3:09.199 (1)	69.78		12:53:50.007
6-	38.094	20.532	109.6	42.452	74.8	43.737	46.606	94.3	3:11.421 (3)	68.97	2.222	12:57:01.428

P41 147 AS Phillip HOLE		Honda - 3S ApS										
IDEAL LAP TIME : 3:11.473		BEST LAP TIME : 3:11.746			DIFFERENCE : 0.273							
LAP	SECTOR 1	SECTOR 2	SECTOR 3	SECTOR 4	SECTOR 5	LAP TIME	MPH	DIFF	TIME OF DAY			
1-	OUTLAP	26.297	68.6	52.089	58.1	49.322	53.534	85.8				12:39:41.600
2-	38.731	20.465	68.1	47.213	77.8	44.649	46.459	104.2	3:17.517 (2)	66.84	5.771	12:42:59.117
3-	37.157	19.929	79.4	46.089	80.6	42.995	45.576	104.3	3:11.746 (1)	68.85		12:46:10.863
4-	36.884	20.950	76.0	46.880	78.3	47.537	IN PIT		3:35.751 P	61.19	24.005	12:49:46.614
5-	OUTLAP	22.963	74.4	47.459	78.6	50.843	IN PIT		5:32.022 P	39.76	2:20.276	12:55:18.636

P42 28 Lee HINDLE		KTM - JH Motorsport										
IDEAL LAP TIME : 3:07.050		BEST LAP TIME : 3:12.628			DIFFERENCE : 5.578							
LAP	SECTOR 1	SECTOR 2	SECTOR 3	SECTOR 4	SECTOR 5	LAP TIME	MPH	DIFF	TIME OF DAY			
1-	OUTLAP	19.668	96.4	45.058	73.3	44.762	IN PIT					12:44:30.822
2-	OUTLAP	20.161	95.1	43.685	81.5	43.033	48.220	107.1	3:49.833	57.44	37.205	12:48:20.655
3-	36.306	19.389	101.9	40.102	84.6	46.402	50.429	99.7	3:12.628 (1)	68.53		12:51:33.283
4-	39.702	21.514	79.3	44.597	78.0	48.397	IN PIT		3:39.105 P	60.25	26.477	12:55:12.388

P43 25 AGP Johanna INNERFORS		Honda -										
IDEAL LAP TIME : 3:49.469		BEST LAP TIME : 3:49.469			DIFFERENCE : 0.000							
LAP	SECTOR 1	SECTOR 2	SECTOR 3	SECTOR 4	SECTOR 5	LAP TIME	MPH	DIFF	TIME OF DAY			
1-	OUTLAP	25.675	59.4	55.160	64.5	54.359	58.515	85.8				12:39:37.530
2-	44.602	23.141	67.1	52.510	69.0	51.936	57.280	88.7	3:49.469 (1)	57.53		12:43:26.999
3-	44.708	23.241	65.0	55.826	64.8	52.685	IN PIT		4:07.719 P	53.29	18.250	12:47:34.718
4-	OUTLAP	25.383	73.5	53.367	65.6	55.505	1:01.434	86.3	9:46.813	22.49	5:57.344	12:57:21.531

P44 48 Ewan POTTER		Honda -										
IDEAL LAP TIME : 3:02.706		BEST LAP TIME :			DIFFERENCE :							
LAP	SECTOR 1	SECTOR 2	SECTOR 3	SECTOR 4	SECTOR 5	LAP TIME	MPH	DIFF	TIME OF DAY			
1-	OUTLAP	19.325	94.3	45.013	74.2	1:30.738	47.014	105.0				12:43:16.446
2-	34.989	18.962	96.8	42.129	75.1	39.884	IN PIT		3:11.822 P	68.82		12:46:28.268
3-	OUTLAP	19.904	97.5	41.857	78.9	43.547	49.285	96.5	4:12.349	52.31		12:50:40.617
4-	39.525	21.165	111.6	44.025	75.4	47.952	IN PIT		3:31.057 P	62.55		12:54:11.674

P45 45 AS Leon ORGIS		Honda - Kiefer Racing										
IDEAL LAP TIME : 3:03.261		BEST LAP TIME :			DIFFERENCE :							
LAP	SECTOR 1	SECTOR 2	SECTOR 3	SECTOR 4	SECTOR 5	LAP TIME	MPH	DIFF	TIME OF DAY			
1-	OUTLAP	19.063	99.1	51.329	63.0	44.065	IN PIT					12:40:05.913

Silverstone GP
Circuit Length = 3.6673 miles
Start: 12:35 Flag 12:55 End: 12:58

Weather / Track : Cloudy / Drying

MCRCB BULLETIN TK017**2016 MCE British Superbike Championship - Round 1****2016 HEL Performance British Motostar Moto 3 GP & ADAC NEC****FREE PRACTICE - SECTOR ANALYSIS**

SECTOR 1 = FL to I1, SECTOR 2 = I1 to I2, SECTOR 3 = I2 to I3, SECTOR 4 = I3 to I4, SECTOR 5 = I4 to FL, DIFF = Difference To Personal Best Lap

2-	OUTLAP	19.525	97.6	<i>44.509</i>	<i>74.6</i>	<i>40.272</i>	<i>44.564</i>	<i>100.4</i>	4:01.381	54.69	12:44:07.294
3-	<i>35.095</i>	<i>18.821</i>	<i>102.9</i>	47.143	67.2	44.901	IN PIT		3:27.830 P	63.52	12:47:35.124

P46	62	Vasco van der VALK				Honda - GA Competition / vasco62.nl					
IDEAL LAP TIME : 2:57.676		BEST LAP TIME :				DIFFERENCE :					
LAP	SECTOR 1	SECTOR 2	SECTOR 3	SECTOR 4	SECTOR 5	LAP TIME	MPH	DIFF	TIME OF DAY		
1-	OUTLAP	19.482	86.5	<i>42.344</i>	<i>80.0</i>	39.927	<i>43.381</i>	<i>109.6</i>		<i>12:42:55.209</i>	
2-	<i>33.691</i>	<i>18.915</i>	<i>92.6</i>	42.525	79.4	<i>39.345</i>	IN PIT		3:07.577 P	70.38	12:46:02.786

P47	30	Max COOK				Repli-Cast - Repli-Cast UK Racing					
IDEAL LAP TIME : 3:04.569		BEST LAP TIME :				DIFFERENCE :					
LAP	SECTOR 1	SECTOR 2	SECTOR 3	SECTOR 4	SECTOR 5	LAP TIME	MPH	DIFF	TIME OF DAY		
1-	OUTLAP	18.975	<i>97.3</i>	<i>43.542</i>	<i>77.4</i>	<i>43.184</i>	<i>44.748</i>	<i>102.9</i>		<i>12:40:31.692</i>	

MCRCB BULLETIN TK018**2016 MCE British Superbike Championship - Round 1****2016 HEL Performance British Motostar Moto 3 GP & ADAC NEC****FREE PRACTICE - BEST SPEEDS**

INTERMEDIATE 1			INTERMEDIATE 2			INTERMEDIATE 3			INTERMEDIATE 4			FINISH LINE			
POS	NO	NAME	MPH	NO	NAME	MPH	NO	NAME	MPH	NO	NAME	MPH	NO	NAME	MPH
1				50	DUPASQUIER	130.0	86	NESBITT	89.4				47	ARCHER	119.7
2				15	McMANUS	129.3	35	LODGE	88.7				86	NESBITT	119.5
3				21	KERR	128.5	21	KERR	87.2				21	KERR	116.8
4				65	OWENS	127.3	49	FREITAG	87.1				65	OWENS	114.9
5				66	FRASER	124.9	43	JESPERSEN	86.3				7	GEORGI	114.9
6				52	BOERBOOM	124.5	47	ARCHER	86.2				152	KÖNIG	114.7
7				2	BROUWERS	122.9	79	CZICHOS	86.1				44	BEST	114.5
8				152	KÖNIG	122.2	50	DUPASQUIER	85.2				69	BOOTH-AMOS	113.9
9				49	FREITAG	120.9	4	GEIGER	85.1				50	DUPASQUIER	113.9
10				7	GEORGI	120.6	13	KOFLER	84.9				52	BOERBOOM	113.7
11				98	VRIES	120.2	69	BOOTH-AMOS	84.8				66	FRASER	113.7
12				19	VITS	119.6	7	GEORGI	84.8				23	LLEWELLYN	113.3
13				13	KOFLER	119.1	28	HINDLE	84.6				19	VITS	113.3
14				99	CAMPBELL	118.9	19	VITS	84.5				36	KROEZE	113.1
15				43	JESPERSEN	117.9	3	ERHARD	83.8				2	BROUWERS	112.0
16				42	SLOOTEN	117.1	15	McMANUS	83.7				49	FREITAG	111.8
17				54	BURMAN	116.5	152	KÖNIG	83.7				4	GEIGER	111.4
18				154	FALCK	115.7	22	MENDE	83.4				99	CAMPBELL	111.0
19				35	LODGE	115.5	12	RENDELL	82.9				26	SAEZ	110.9
20				22	MENDE	115.5	54	BURMAN	82.8				98	VRIES	110.7
21				121	MEGGLE	114.9	66	FRASER	82.7				13	KOFLER	109.9
22				47	ARCHER	113.9	2	BROUWERS	82.3				128	KOOPMAN	109.9
23				86	NESBITT	113.7	23	LLEWELLYN	82.1				41	ORGIS	109.7
24				12	RENDELL	112.9	65	OWENS	82.1				62	VALK	109.6
25				23	LLEWELLYN	112.7	41	ORGIS	82.1				15	McMANUS	109.4
26				20	MARKLUND	111.6	121	MEGGLE	82.0				121	MEGGLE	108.7
27				48	POTTER	111.6	99	CAMPBELL	81.9				37	DUNNIK	108.5
28				41	ORGIS	111.4	44	BEST	81.8				22	MENDE	107.9
29				69	BOOTH-AMOS	111.1	36	KROEZE	81.6				11	UHRE	107.8
30				26	SAEZ	109.8	11	UHRE	81.4				3	ERHARD	107.6
31				3	ERHARD	108.5	154	FALCK	80.8				79	CZICHOS	107.4
32				37	DUNNIK	108.4	52	BOERBOOM	80.6				43	JESPERSEN	107.2
33				44	BEST	106.5	147	HOLE	80.6				27	HODGE	107.1
34				27	HODGE	104.3	37	DUNNIK	80.3				28	HINDLE	107.1
35				4	GEIGER	104.0	62	VALK	80.0				35	LODGE	106.9
36				11	UHRE	103.0	20	MARKLUND	79.9				42	SLOOTEN	106.0
37				45	ORGIS	102.9	61	DUBBINK	79.9				54	BURMAN	105.7
38				28	HINDLE	101.9	98	VRIES	79.3				154	FALCK	105.2
39				36	KROEZE	98.9	42	SLOOTEN	79.0				48	POTTER	105.0
40				30	COOK	97.3	48	POTTER	78.9				147	HOLE	104.3
41				128	KOOPMAN	96.6	26	SAEZ	78.5				12	RENDELL	104.2
42				61	DUBBINK	96.4	128	KOOPMAN	77.6				57	ANTWEILER	103.8
43				79	CZICHOS	95.8	30	COOK	77.4				61	DUBBINK	103.4
44				62	VALK	92.6	57	ANTWEILER	77.0				30	COOK	102.9
45				57	ANTWEILER	91.1	27	HODGE	76.6				20	MARKLUND	101.1
46				147	HOLE	79.4	45	ORGIS	74.6				45	ORGIS	100.4
47				25	INNERFORS	73.5	25	INNERFORS	69.0				25	INNERFORS	88.7

Weather / Track : Cloudy / Drying

Silverstone GP

Circuit Length = 3.6673 miles

Start: 12:35 Flag 12:55 End: 12:58

Results can be found at www.tsl-timing.com

Printed - 13:01 Friday, 08 April 2016

MCRCB BULLETIN TK019

2016 MCE British Superbike Championship - Round 1

2016 HEL Performance British Motostar Moto 3 GP & ADAC NEC

FREE PRACTICE - BEST SECTORS

POS	SECTOR 1		SECTOR 2		SECTOR 3		SECTOR 4		SECTOR 5		IDEAL / BEST COMPARISON					
	NO	TIME	NO	TIME	NO	TIME	NO	TIME	NO	TIME	POS	NO	NAME	IDEAL	BEST	DIFF
														PERFECT LAP 2:35.750		
1	86	NES 29.104	86	NES 16.843	7	GEO 37.213	86	NES 34.107	86	NES 38.483	1	86	NESBITT	2:36.050	2:36.828	0.778
2	47	ARC 30.157	47	ARC 17.093	43	JES 37.339	47	ARC 35.031	47	ARC 40.000	2	47	ARCHER	2:40.814	2:42.181	1.367
3	44	BES 30.572	21	KER 17.407	86	NES 37.513	35	LOD 35.485	44	BES 40.021	3	50	DUPASQUIER	2:42.793	2:44.951	2.158
4	23	LLE 30.798	65	OWE 17.512	12	REN 37.605	69	BOO 35.616	69	BOO 40.064	4	4	GEIGER	2:43.746	2:45.804	2.058
5	4	GEI 31.079	7	GEO 17.520	21	KER 37.893	50	DUP 35.619	50	DUP 40.310	5	21	KERR	2:44.191	2:44.553	0.362
6	50	DUP 31.185	50	DUP 17.562	50	DUP 38.117	4	GEI 35.626	4	GEI 40.701	6	44	BEST	2:44.596	2:45.463	0.867
7	2	BRO 31.228	35	LOD 17.723	35	LOD 38.137	2	BRO 35.755	21	KER 40.767	7	69	BOOTH-AMOS	2:44.634	2:44.980	0.346
8	21	KER 31.275	19	VIT 17.754	66	FRA 38.146	49	FRE 36.210	99	CAM 40.855	8	7	GEORGI	2:44.790	2:45.440	0.650
9	65	OWE 31.277	26	SAE 17.795	36	KRO 38.156	44	BES 36.443	65	OWE 41.050	9	35	LODGE	2:45.208	2:45.706	0.498
10	19	VIT 31.570	15	McM 17.833	121	MEG 38.344	152	KON 36.443	152	KON 41.069	10	2	BROUWERS	2:46.442	2:53.137	6.695
11	7	GEO 31.619	49	FRE 17.836	37	DUN 38.377	79	CZI 36.584	23	LLE 41.145	11	23	LLEWELLYN	2:46.721	2:47.723	1.002
12	26	SAE 31.638	66	FRA 17.858	4	GEI 38.410	99	CAM 36.622	35	LOD 41.336	12	65	OWENS	2:46.789	2:47.979	1.190
13	128	KOO 31.965	4	GEI 17.930	15	McM 38.431	26	SAE 36.642	7	GEO 41.423	13	49	FREITAG	2:46.827	2:47.617	0.790
14	152	KON 31.979	69	BOO 17.961	49	FRE 38.485	121	MEG 36.738	49	FRE 41.604	14	12	RENDELL	2:46.913	2:49.271	2.358
15	69	BOO 31.988	44	BES 17.979	47	ARC 38.533	36	KRO 36.782	19	VIT 41.634	15	152	KONIG	2:46.993	2:47.301	0.308
16	37	DUN 32.023	23	LLE 17.987	2	BRO 38.542	12	REN 36.812	36	KRO 41.767	16	99	CAMPBELL	2:47.417	2:52.015	4.598
17	12	REN 32.086	13	KOF 18.040	13	KOF 38.830	21	KER 36.849	12	REN 41.834	17	36	KROEZE	2:48.039	2:48.197	0.158
18	79	CZI 32.162	99	CAM 18.139	152	KON 38.902	43	JES 36.984	43	JES 41.933	18	121	MEGGLE	2:48.346	2:48.961	0.615
19	41	ORG 32.264	3	ERH 18.196	11	UHR 38.970	7	GEO 37.015	79	CZI 42.208	19	15	McMANUS	2:48.740	2:50.451	1.711
20	3	ERH 32.280	2	BRO 18.213	69	BOO 39.005	15	McM 37.135	121	MEG 42.293	20	19	VITS	2:49.158	2:50.326	1.168
21	35	LOD 32.527	41	ORG 18.233	99	CAM 39.017	65	OWE 37.143	13	KOF 42.308	21	43	JESPERSEN	2:49.312	2:49.467	0.155
22	121	MEG 32.607	37	DUN 18.307	154	FAL 39.270	23	LLE 37.362	3	ERH 42.329	22	37	DUNNIK	2:50.038	2:51.783	1.745
23	15	McM 32.648	79	CZI 18.340	22	MEN 39.294	20	MAR 37.534	15	McM 42.693	23	26	SAEZ	2:50.179	2:52.621	2.442
24	36	KRO 32.689	30	COO 18.357	52	BOE 39.391	13	KOF 37.701	2	BRO 42.704	24	79	CZICHOS	2:50.234	2:52.324	2.090
25	49	FRE 32.692	121	MEG 18.364	23	LLE 39.429	41	ORG 37.780	37	DUN 42.730	25	13	KOFLER	2:50.306	2:50.306	0.000
26	99	CAM 32.784	128	KOO 18.444	44	BES 39.581	3	ERH 37.929	41	ORG 42.769	26	41	ORGIS	2:50.715	2:53.417	2.702
27	52	BOE 32.917	52	BOE 18.458	42	SLO 39.618	11	UHR 38.114	11	UHR 43.095	27	3	ERHARD	2:51.014	2:53.374	2.360
28	98	VRI 33.079	98	VRI 18.568	41	ORG 39.669	19	VIT 38.513	62	VAL 43.381	28	11	UHRE	2:52.669	2:54.583	1.914
29	66	FRA 33.121	12	REN 18.576	19	VIT 39.687	37	DUN 38.601	128	KOO 43.401	29	66	FRASER	2:52.833	2:55.723	2.890
30	22	MEN 33.311	152	KON 18.600	65	OWE 39.807	98	VRI 38.628	98	VRI 43.471	30	98	VRIES	2:54.108	2:54.356	0.248
31	13	KOF 33.427	36	KRO 18.645	26	SAE 40.008	22	MEN 38.750	42	SLO 43.620	31	22	MENDE	2:54.401	2:55.570	1.169
32	57	ANT 33.492	11	UHR 18.673	28	HIN 40.102	42	SLO 39.018	66	FRA 43.846	32	128	KOOPMAN	2:54.530	2:55.474	0.944
33	62	VAL 33.691	42	SLO 18.693	3	ERH 40.280	62	VAL 39.345	26	SAE 44.096	33	42	SLOOTEN	2:54.909	2:54.947	0.038
34	11	UHR 33.817	57	ANT 18.717	98	VRI 40.362	54	BUR 39.416	22	MEN 44.236	34	20	MARKLUND	2:57.596	3:09.199	11.603
35	43	JES 33.886	22	MEN 18.810	79	CZI 40.940	128	KOO 39.659	54	BUR 44.336	35	52	BOERBOOM	2:57.639	3:02.375	4.736
36	42	SLO 33.960	45	ORG 18.821	128	KOO 41.061	66	FRA 39.862	52	BOE 44.395	36	62	VALK	2:57.676		
37	20	MAR 34.675	62	VAL 18.915	54	BUR 41.407	48	POT 39.884	45	ORG 44.564	37	57	ANTWEILER	2:58.804	3:03.463	4.659
38	30	COO 34.738	48	POT 18.962	20	MAR 41.469	57	ANT 40.045	154	FAL 44.592	38	54	BURMAN	2:59.537	3:01.645	2.108
39	48	POT 34.989	43	JES 19.170	57	ANT 41.481	45	ORG 40.272	20	MAR 44.671	39	154	FALCK	3:01.462	3:01.790	0.328
40	54	BUR 34.992	20	MAR 19.247	48	POT 41.857	27	HOD 40.693	30	COO 44.748	40	48	POTTER	3:02.706		
41	45	ORG 35.095	54	BUR 19.386	27	HOD 42.064	154	FAL 41.264	57	ANT 45.069	41	45	ORGIS	3:03.261		
42	27	HOD 36.089	28	HIN 19.389	62	VAL 42.344	61	DUB 41.792	147	HOL 45.576	42	30	COOK	3:04.569		
43	61	DUB 36.091	27	HOD 19.555	61	DUB 43.407	52	BOE 42.478	61	DUB 46.729	43	27	HODGE	3:05.618	3:08.269	2.651
44	28	HIN 36.306	154	FAL 19.592	30	COO 43.542	147	HOL 42.995	48	POT 47.014	44	28	HINDLE	3:07.050	3:12.628	5.578
45	154	FAL 36.744	147	HOL 19.929	45	ORG 44.509	28	HIN 43.033	27	HOD 47.217	45	61	DUBBINK	3:08.023	3:08.527	0.504
46	147	HOL 36.884	61	DUB 20.004	147	HOL 46.089	30	COO 43.184	28	HIN 48.220	46	147	HOLE	3:11.473	3:11.746	0.273
47	25	INN 44.602	25	INN 23.141	25	INN 52.510	25	INN 51.936	25	INN 57.280	47	25	INNERFORS	3:49.469	3:49.469	0.000

Weather / Track : Cloudy / Drying

Silverstone GP

Circuit Length = 3.6673 miles

Start: 12:35 Flag 12:55 End: 12:58

Results can be found at www.tsl-timing.com

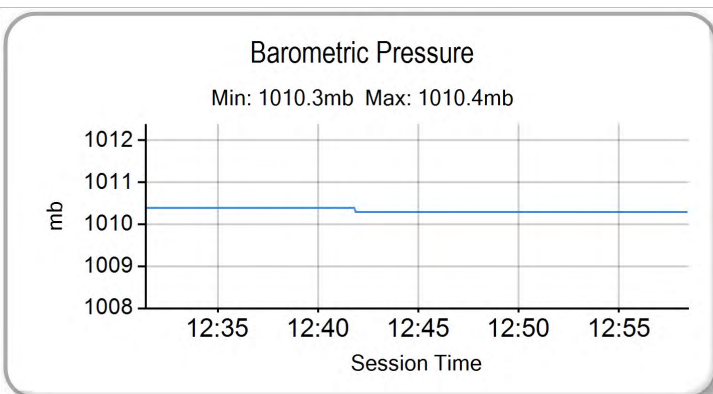
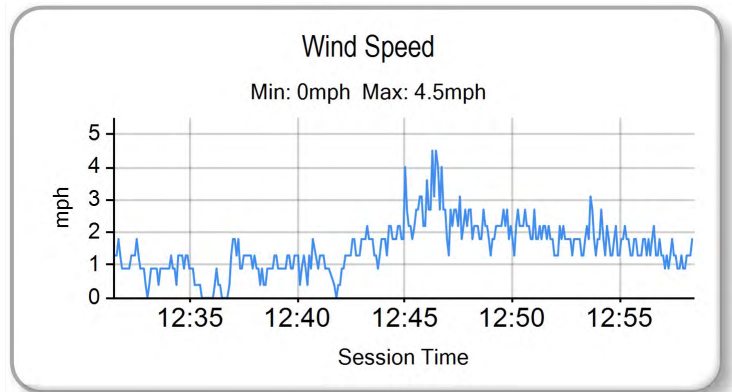
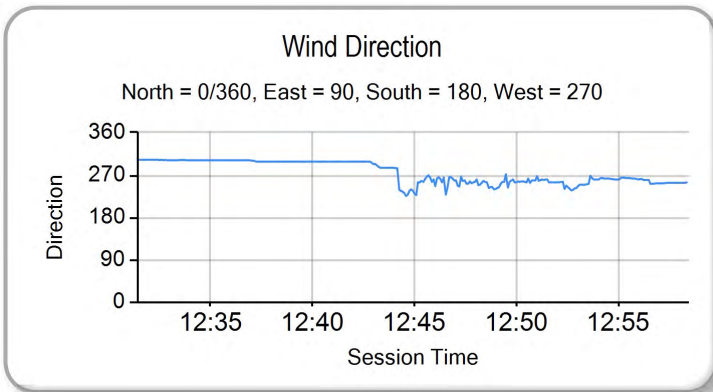
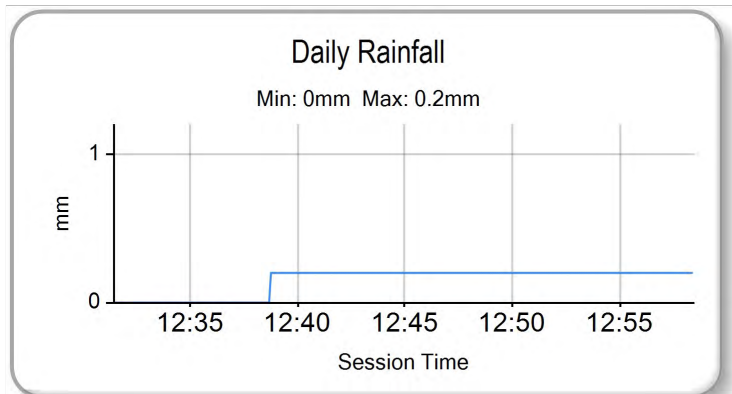
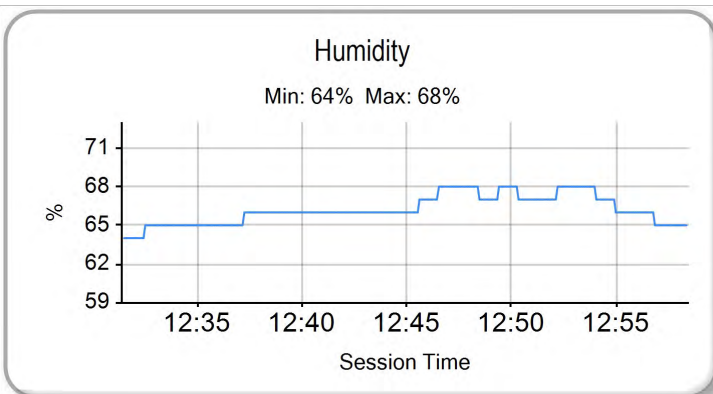
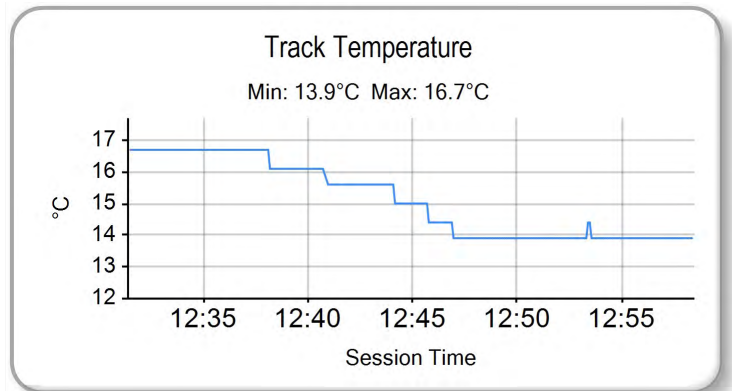
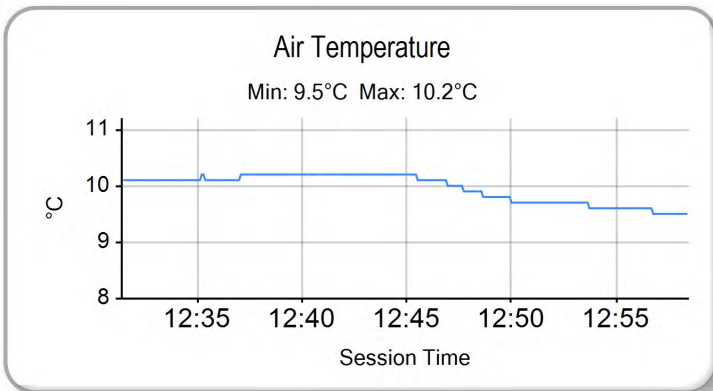
Printed - 13:01 Friday, 08 April 2016

MCRCB BULLETIN TK020

2016 MCE British Superbike Championship - Round 1

2016 HEL Performance British Motostar Moto 3 GP & ADAC NEC

FREE PRACTICE - WEATHER CONDITIONS



Weather / Track : Cloudy / Drying

Results can be found at www.tsl-timing.com

Silverstone GP
Circuit Length = 3.6673 miles
Start: 12:35 Flag 12:55 End: 12:58

Printed - 13:01 Friday, 08 April 2016

QUALIFYING 1 - CLASSIFICATION



POS	NO	CL	PIC NAME	NAT	ENTRY	TIME	ON	LAPS	GAP	DIFF	MPH
1	26		Dani SAEZ	ESP	Honda - GA Competition	2:21.688	10	10			93.17
2	86		Charlie NESBITT	GBR	KTM - e3 motorsport / Redline KTM	2:21.737	8	10	0.049	0.049	93.14
3	52		Jorel BOERBOOM	NED	Kalex KTM - FPW Racing	2:22.192	10	11	0.504	0.455	92.84
4	47		Jake ARCHER	GBR	KTM FTR - City Lifting / RS Racing	2:22.431	10	10	0.743	0.239	92.69
5	62		Vasco van der VALK	NED	Honda - GA Competition / vasco62.nl	2:22.536	9	10	0.848	0.105	92.62
6	2		Mike BROUWERS	NED	Husqvarna - Joma / Brouwersracingteam	2:22.545	10	10	0.857	0.009	92.61
7	65		Josh OWENS	GBR	Kalex KTM - JPL racing	2:23.415	8	10	1.727	0.870	92.05
8	7	AGP	Tim GEORGI	GER	KTM - Freudenberg Racing Team	2:23.509	9	11	1.821	0.094	91.99
9	12		Edward RENDELL	GBR	Honda - Banks Racing	2:23.567	5	7	1.879	0.058	91.95
10	49	AS	Philipp FREITAG	GER	Honda - FKoch Rennsport & Hannes Allwardt	2:24.196	7	7	2.508	0.629	91.55
11	35		Elliot LODGE	GBR	Honda - Essential Team Racing / SP125	2:24.414	11	11	2.726	0.218	91.42
12	44		Edmund BEST	GBR	KTM - SymCirrus Motorsport	2:24.655	3	11	2.967	0.241	91.26
13	152	AS	Oliver KÖNIG	CZE	Honda -	2:25.065	10	10	3.377	0.410	91.01
14	128	AGP	Dennis KOOPMAN	NED	Honda - Herman van de Bunt	2:25.304	8	10	3.616	0.239	90.86
15	50	AGP	Jason DUPASQUIER	SWI	KTM - KTM Swiss Junior Team	2:26.101	9	9	4.413	0.797	90.36
16	57	AS	Manou ANTWEILER	GER	Honda -	2:26.449	9	9	4.761	0.348	90.15
17	21		Richard KERR	GBR	KTM - Bob Wylie Racing	2:26.934	5	10	5.246	0.485	89.85
18	42		Brian SLOOTEN	NED	Honda -	2:27.167	9	10	5.479	0.233	89.71
19	98		Tomas de VRIES	NED	Honda - DAT Racing	2:27.471	7	9	5.783	0.304	89.52
20	19	AS	Sasha de VITS	BEL	Honda - DV1 RacingTeam	2:27.799	7	10	6.111	0.328	89.32
21	121	AS	Matthias MEGGLE	GER	Honda - Dynavolt Intact GP Junior Team	2:28.036	7	10	6.348	0.237	89.18
22	23		Sam LLEWELLYN	GBR	Honda - Mammoth Motorsport	2:28.072	8	10	6.384	0.036	89.16
23	4	AS	Dirk GEIGER	GER	Honda - Kiefer Racing	2:28.108	9	10	6.420	0.036	89.14
24	79	AS	Leon CZICHOS	GER	Honda - d-Store Hannover Racing	2:28.327	10	10	6.639	0.219	89.00
25	3	AS	Toni ERHARD	GER	Honda - Kiefer Racing	2:28.357	10	10	6.669	0.030	88.99
26	22	AS	Marie MENDE	GER	Honda - MM-Racing	2:28.434	10	10	6.746	0.077	88.94
27	66		Cameron FRASER	GBR	Kalex KTM - FPW Racing	2:28.472	10	10	6.784	0.038	88.92
28	69		Tom BOOTH-AMOS	GBR	Tigcraft - FAB Racing	2:28.482	9	9	6.794	0.010	88.91
29	154	AS	Lukas FALCK	DEN	Honda -	2:28.567	9	9	6.879	0.085	88.86
30	36	AS	Sander KROEZE	NED	Honda - Ernst Dubbink Eveno Racing	2:28.709	7	9	7.021	0.142	88.78
31	45	AS	Leon ORGIS	GER	Honda - Kiefer Racing	2:28.950	9	10	7.262	0.241	88.63
32	37	AS	Rick DUNNIK	NED	Honda - HD Racing	2:28.989	9	10	7.301	0.039	88.61
33	41	AS	Kevin ORGIS	GER	Honda - Kiefer Racing	2:29.604	9	10	7.916	0.615	88.24
34	99		Stephen CAMPBELL	GBR	Honda - Campbell Racing	2:29.921	9	10	8.233	0.317	88.06
35	30		Max COOK	GBR	Repli-Cast - Repli-Cast UK Racing	2:29.941	8	10	8.253	0.020	88.05
36	13	AGP	Maximilian KOFLER	AUT	KTM - MSV Schwanenstadt	2:30.694	10	10	9.006	0.753	87.61
37	61	AGP	Ernst DUBBINK	NED	Honda - Ernst Dubbink Eveno Racing	2:30.791	10	10	9.103	0.097	87.55
38	11	AS	Lotte UHRE	DEN	Honda -	2:31.179	10	10	9.491	0.388	87.32
39	27		Josh HODGE	GBR	KTM - Road and Race Performance	2:31.825	9	10	10.137	0.646	86.95
40	43	AS	Simon JESPERSEN	DEN	Honda -	2:32.413	2	3	10.725	0.588	86.62
41	15		Eugene McMANUS	GBR	KTM - CD / IC Racing	2:32.651	9	9	10.963	0.238	86.48
42	20		Joel MARKLUND	NED	Honda - Marklund Solutions / SP125	2:34.045	3	5	12.357	1.394	85.70
43	28		Lee HINDLE	GBR	KTM - JH Motorsport	2:34.709	8	8	13.021	0.664	85.33

QUALIFYING LAPTIME (110.0% of 2:21.688) = 2:35.856

44	54	23	Sam BURMAN	GBR	KTM - TeamWNT / Burman Racing	2:37.216	10	10	15.528	2.507	83.97
45	48	24	Ewan POTTER	GBR	Honda -	2:39.893	8	9	18.205	2.677	82.57
46	147	AS	Phillip HOLE	DEN	Honda - 3S ApS	2:40.967	9	9	19.279	1.074	82.01
47	25	AGP	Johanna INNERFORS	SWE	Honda -	2:54.892	7	7	33.204	13.925	75.48

Silverstone GP

Circuit Length = 3.6673 miles

Start: 16:55 Flag 17:20 End: 17:23

Weather / Track : Cloudy / Dry

These results are provisional until the conclusion of any judicial and technical matters.

Race Director :	Stewards :	Timekeeper :

Results can be found at www.britishsuperbike.com

Printed - 17:23 Friday, 08 April 2016

MCRCB BULLETIN TK057

2016 MCE British Superbike Championship - Round 1

2016 HEL Performance British Motostar Moto 3 GP & ADAC NEC

QUALIFYING 1 - SECTOR ANALYSIS

SECTOR 1 = FL to I1, SECTOR 2 = I1 to I2, SECTOR 3 = I2 to I3, SECTOR 4 = I3 to I4, SECTOR 5 = I4 to FL, DIFF = Difference To Personal Best Lap

P1 26 Dani SAEZ		Honda - GA Competition										
IDEAL LAP TIME : 2:21.298		BEST LAP TIME : 2:21.688			DIFFERENCE : 0.390							
LAP	SECTOR 1	SECTOR 2	SECTOR 3	SECTOR 4	SECTOR 5	LAP TIME	MPH	DIFF	TIME OF DAY			
1-	OUTLAP	17.761	128.5	33.026	94.5	33.259	37.489	120.6		16:57:38.913		
2-	28.869	16.879	127.3	30.806	92.9	32.221	36.891	119.3	2:25.666	90.63	3.978	17:00:04.579
3-	28.314	17.014	126.6	29.994	93.8	31.972	36.303	120.2	2:23.597	91.94	1.909	17:02:28.176
4-	28.261	16.725	127.8	30.307	96.8	31.845	36.599	120.6	2:23.737	91.85	2.049	17:04:51.913
5-	28.173	16.871	126.3	30.179	95.1	32.050	36.361	120.0	2:23.634	91.91	1.946	17:07:15.547
6-	28.908	17.010	126.6	31.438	88.3	33.146	IN PIT		2:32.169	P 86.76	10.481	17:09:47.716
7-	OUTLAP	17.430	128.5	31.750	92.6	33.892	38.501	118.2	4:45.598	46.22	2:23.910	17:14:33.314
8-	28.210	16.404	129.0	29.767	96.1	31.663	36.413	119.7	2:22.457	(3) 92.67	0.769	17:16:55.771
9-	27.976	16.588	128.8	29.867	95.8	31.651	36.097	120.2	2:22.179	(2) 92.85	0.491	17:19:17.950
10-	27.752	16.558	128.8	30.003	97.2	31.477	35.898	120.4	2:21.688	(1) 93.17		17:21:39.638

P2 86 Charlie NESBITT		KTM - e3 motorsport / Redline KTM										
IDEAL LAP TIME : 2:21.074		BEST LAP TIME : 2:21.737			DIFFERENCE : 0.663							
LAP	SECTOR 1	SECTOR 2	SECTOR 3	SECTOR 4	SECTOR 5	LAP TIME	MPH	DIFF	TIME OF DAY			
1-	OUTLAP	17.296	119.6	33.982	93.3	35.074	38.033	123.3				16:58:08.675
2-	28.796	16.339	133.9	31.705	86.5	33.897	37.215	125.0	2:27.952	89.23	6.215	17:00:36.627
3-	28.942	17.236	131.5	31.098	97.2	32.247	37.241	123.8	2:26.764	89.95	5.027	17:03:03.391
4-	28.265	16.118	134.2	31.555	96.8	31.945	IN PIT		2:35.928	P 84.66	14.191	17:05:39.319
5-	OUTLAP	16.594	129.8	30.839	95.5	32.103	36.383	122.9	3:06.530	70.77	44.793	17:08:45.849
6-	28.152	16.506	130.3	30.774	96.2	31.788	36.459	122.9	2:23.679	91.88	1.942	17:11:09.528
7-	27.844	16.295	131.5	30.227	97.5	31.498	36.422	123.1	2:22.286	(2) 92.78	0.549	17:13:31.814
8-	27.590	16.414	131.5	29.942	94.3	31.583	36.208	124.0	2:21.737	(1) 93.14		17:15:53.557
9-	27.854	16.624	131.5	29.660	97.5	32.255	37.025	119.7	2:23.418	92.05	1.681	17:18:16.969
10-	27.722	16.232	132.3	29.927	99.1	32.835	36.414	123.1	2:23.130	(3) 92.24	1.393	17:20:40.099

P3 52 Jorel BOERBOOM		Kalex KTM - FPW Racing										
IDEAL LAP TIME : 2:21.867		BEST LAP TIME : 2:22.192			DIFFERENCE : 0.325							
LAP	SECTOR 1	SECTOR 2	SECTOR 3	SECTOR 4	SECTOR 5	LAP TIME	MPH	DIFF	TIME OF DAY			
1-	OUTLAP	17.979	128.8	34.041	93.3	33.833	38.346	121.5				16:57:46.509
2-	29.060	16.943	127.3	31.245	95.7	33.014	37.483	122.4	2:27.745	89.35	5.553	17:00:14.254
3-	28.806	16.873	128.5	30.122	96.2	32.582	36.920	124.5	2:25.303	90.86	3.111	17:02:39.557
4-	28.968	16.709	129.8	30.380	92.5	32.663	37.213	122.6	2:25.933	90.46	3.741	17:05:05.490
5-	28.468	16.712	128.8	30.044	99.4	32.395	37.003	123.1	2:24.622	91.28	2.430	17:07:30.112
6-	28.277	16.484	130.8	29.848	97.8	32.236	36.557	122.9	2:23.402	92.06	1.210	17:09:53.514
7-	28.044	16.595	129.3	30.005	98.3	32.196	36.752	122.9	2:23.592	91.94	1.400	17:12:17.106
8-	30.542	17.164	127.3	30.640	98.9	32.495	36.643	124.0	2:27.484	89.51	5.292	17:14:44.590
9-	28.139	16.483	130.8	29.800	100.1	31.819	36.629	122.4	2:22.870	(3) 92.40	0.678	17:17:07.460
10-	28.118	16.442	132.3	29.560	100.1	31.830	36.242	123.3	2:22.192	(1) 92.84		17:19:29.652
11-	27.873	16.373	131.3	29.948	96.4	32.049	36.562	122.0	2:22.805	(2) 92.45	0.613	17:21:52.457

P4 47 Jake ARCHER		KTM FTR - City Lifting / RS Racing										
IDEAL LAP TIME : 2:22.358		BEST LAP TIME : 2:22.431			DIFFERENCE : 0.073							
LAP	SECTOR 1	SECTOR 2	SECTOR 3	SECTOR 4	SECTOR 5	LAP TIME	MPH	DIFF	TIME OF DAY			
1-	OUTLAP	17.407	124.9	35.362	96.5	35.161	38.590	120.6				16:57:49.939
2-	28.737	17.241	126.1	31.497	97.1	32.800	37.310	122.0	2:27.585	89.45	5.154	17:00:17.524
3-	28.261	16.819	127.3	30.771	97.2	32.521	37.264	123.6	2:25.636	90.65	3.205	17:02:43.160
4-	28.852	16.630	129.8	30.554	96.5	32.451	37.059	121.7	2:25.546	90.70	3.115	17:05:08.706
5-	28.143	16.559	128.8	30.479	97.3	32.333	36.507	123.8	2:24.021	91.66	1.590	17:07:32.727
6-	28.815	16.654	128.5	30.811	96.6	33.167	IN PIT		2:33.231	P 86.16	10.800	17:10:05.958
7-	OUTLAP	17.412	128.0	31.731	96.0	32.691	39.508	123.1	3:45.065	58.66	1:22.634	17:13:51.023
8-	28.227	16.526	129.8	30.196	100.3	32.372	36.595	122.9	2:23.916	(3) 91.73	1.485	17:16:14.939
9-	28.074	16.464	129.0	30.175	96.1	32.183	36.835	123.8	2:23.731	(2) 91.85	1.300	17:18:38.670
10-	27.829	16.406	128.3	29.908	99.7	31.708	36.580	124.0	2:22.431	(1) 92.69		17:21:01.107

Weather / Track : Cloudy / Dry

Silverstone GP

Circuit Length = 3.6673 miles

Start: 16:55 Flag 17:20 End: 17:23

MCRCB BULLETIN TK057

2016 MCE British Superbike Championship - Round 1

2016 HEL Performance British Motostar Moto 3 GP & ADAC NEC

QUALIFYING 1 - SECTOR ANALYSIS

SECTOR 1 = FL to I1, SECTOR 2 = I1 to I2, SECTOR 3 = I2 to I3, SECTOR 4 = I3 to I4, SECTOR 5 = I4 to FL, DIFF = Difference To Personal Best Lap

P5		62		Vasco van der VALK					Honda - GA Competition / vasco62.nl			
IDEAL LAP TIME : 2:22.367		BEST LAP TIME : 2:22.536		DIFFERENCE : 0.169								
LAP	SECTOR 1	SECTOR 2	SECTOR 3	SECTOR 4	SECTOR 5	LAP TIME	MPH	DIFF	TIME OF DAY			
1-	OUTLAP	17.919	124.9	33.143	92.1	33.366	38.026	118.4		16:57:39.980		
2-	28.792	16.584	128.0	30.863	94.6	32.351	37.724	118.9	2:26.314	90.23	3.778	17:00:06.294
3-	28.901	16.954	127.0	30.793	95.1	32.271	37.030	118.9	2:25.949	90.45	3.413	17:02:32.243
4-	28.539	16.873	125.4	30.198	97.1	31.910	36.982	118.7	2:24.502	91.36	1.966	17:04:56.745
5-	28.149	16.810	124.2	29.838	98.5	32.386	36.835	119.3	2:24.018	91.67	1.482	17:07:20.763
6-	29.702	17.058	124.5	30.848	95.7	32.625	IN PIT		2:34.024	P 85.71	11.488	17:09:54.787
7-	OUTLAP	17.445	126.6	31.555	94.6	34.364	37.538	115.3	4:38.129	47.46	2:15.593	17:14:32.916
8-	28.396	16.726	125.9	29.889	99.4	31.857	36.870	118.4	2:23.738	(3) 91.85	1.202	17:16:56.654
9-	27.994	16.609	125.6	29.587	98.3	31.744	36.602	118.2	2:22.536	(1) 92.62		17:19:19.190
10-	27.850	16.694	125.4	30.084	97.1	31.876	36.656	116.3	2:23.160	(2) 92.22	0.624	17:21:42.350

P6		2		Mike BROUWERS					Husqvarna - Joma / Brouwersracingteam			
IDEAL LAP TIME : 2:22.101		BEST LAP TIME : 2:22.545		DIFFERENCE : 0.444								
LAP	SECTOR 1	SECTOR 2	SECTOR 3	SECTOR 4	SECTOR 5	LAP TIME	MPH	DIFF	TIME OF DAY			
1-	OUTLAP	17.686	126.3	34.237	89.7	35.203	38.700	113.9				16:57:50.538
2-	29.331	17.061	125.6	31.067	94.9	32.519	37.643	117.4	2:27.621	89.43	5.076	17:00:18.159
3-	27.923	16.855	125.4	30.682	94.9	32.019	37.054	118.7	2:24.533	91.34	1.988	17:02:42.692
4-	28.178	16.832	125.4	30.232	95.5	31.652	36.812	120.2	2:23.706	(3) 91.87	1.161	17:05:06.398
5-	28.274	16.824	125.2	29.755	96.9	31.736	37.687	118.2	2:24.276	91.50	1.731	17:07:30.674
6-	27.778	16.816	126.8	30.372	92.9	32.812	38.288	117.0	2:26.066	90.38	3.521	17:09:56.740
7-	28.018	17.960	102.7	31.132	95.5	32.650	IN PIT		2:31.059	P 87.39	8.514	17:12:27.799
8-	OUTLAP	17.054	128.5	30.568	93.8	33.287	37.306	118.0	3:07.633	70.36	45.088	17:15:35.432
9-	28.333	16.866	124.9	29.738	96.5	31.860	36.628	118.2	2:23.425	(2) 92.05	0.880	17:17:58.857
10-	27.526	16.557	126.3	29.806	96.1	31.758	36.898	117.8	2:22.545	(1) 92.61		17:20:21.402

P7		65		Josh OWENS					Kalex KTM - JPL racing			
IDEAL LAP TIME : 2:22.794		BEST LAP TIME : 2:23.415		DIFFERENCE : 0.621								
LAP	SECTOR 1	SECTOR 2	SECTOR 3	SECTOR 4	SECTOR 5	LAP TIME	MPH	DIFF	TIME OF DAY			
1-	OUTLAP	17.740	124.5	34.604	86.5	35.039	38.337	120.8				17:00:06.104
2-	28.987	17.001	127.5	31.726	90.8	33.898	37.145	122.2	2:28.757	88.75	5.342	17:02:34.861
3-	28.743	16.850	128.3	31.570	90.0	33.642	37.123	121.5	2:27.928	89.24	4.513	17:05:02.789
4-	28.479	16.860	126.1	30.727	93.4	32.516	36.588	122.2	2:25.170	90.94	1.755	17:07:27.959
5-	28.238	16.771	126.8	30.312	96.4	32.286	36.791	120.0	2:24.398	91.43	0.983	17:09:52.357
6-	28.311	16.850	124.9	30.809	97.5	32.276	36.963	120.4	2:25.209	90.91	1.794	17:12:17.566
7-	28.121	16.763	127.0	30.168	96.5	32.299	36.561	121.3	2:23.912	(3) 91.73	0.497	17:14:41.478
8-	28.158	16.533	128.0	30.211	97.1	31.986	36.527	120.6	2:23.415	(1) 92.05		17:17:04.893
9-	28.346	16.701	127.0	29.841	96.6	32.296	36.444	121.1	2:23.628	(2) 91.92	0.213	17:19:28.521
10-	27.990	16.670	127.3	30.474	90.8	32.481	36.562	121.3	2:24.177	91.57	0.762	17:21:52.698

P8		7 AGP		Tim GEORGI					KTM - Freudenberg Racing Team			
IDEAL LAP TIME : 2:23.233		BEST LAP TIME : 2:23.509		DIFFERENCE : 0.276								
LAP	SECTOR 1	SECTOR 2	SECTOR 3	SECTOR 4	SECTOR 5	LAP TIME	MPH	DIFF	TIME OF DAY			
1-	OUTLAP	17.378	129.8	34.150	90.3	34.656	37.602	123.3				16:57:50.878
2-	30.698	16.663	133.1	31.851	93.0	33.430	37.116	122.6	2:29.758	88.15	6.249	17:00:20.636
3-	29.168	16.546	132.8	31.409	91.3	32.933	36.860	121.3	2:26.916	89.86	3.407	17:02:47.552
4-	28.761	16.621	132.6	31.604	92.3	33.318	36.759	123.1	2:27.063	89.77	3.554	17:05:14.615
5-	29.179	17.087	130.8	32.106	91.6	32.878	36.803	120.8	2:28.053	89.17	4.544	17:07:42.668
6-	28.699	16.612	132.8	30.924	93.9	32.723	36.479	122.0	2:25.437	90.77	1.928	17:10:08.105
7-	28.528	16.521	132.6	30.451	96.0	32.435	36.245	122.2	2:24.180	91.56	0.671	17:12:32.285
8-	28.310	16.382	132.8	31.167	83.8	32.878	36.826	122.4	2:25.563	90.69	2.054	17:14:57.848
9-	28.282	16.451	133.1	30.257	96.6	32.304	36.215	123.3	2:23.509	(1) 91.99		17:17:21.357
10-	28.265	16.394	133.1	30.384	98.2	32.339	36.238	124.0	2:23.620	(3) 91.92	0.111	17:19:44.977
11-	28.312	16.362	133.1	30.324	96.0	32.134	36.438	120.6	2:23.570	(2) 91.95	0.061	17:22:08.547

Weather / Track : Cloudy / Dry

Silverstone GP

Circuit Length = 3.6673 miles

Start: 16:55 Flag 17:20 End: 17:23

MCRCB BULLETIN TK057

2016 MCE British Superbike Championship - Round 1

2016 HEL Performance British Motostar Moto 3 GP & ADAC NEC

QUALIFYING 1 - SECTOR ANALYSIS

SECTOR 1 = FL to I1, SECTOR 2 = I1 to I2, SECTOR 3 = I2 to I3, SECTOR 4 = I3 to I4, SECTOR 5 = I4 to FL, DIFF = Difference To Personal Best Lap

P9 12 Edward RENDELL		Honda - Banks Racing										
IDEAL LAP TIME : 2:23.567		BEST LAP TIME : 2:23.567			DIFFERENCE : 0.000							
LAP	SECTOR 1	SECTOR 2	SECTOR 3	SECTOR 4	SECTOR 5	LAP TIME	MPH	DIFF	TIME OF DAY			
1-	OUTLAP	18.861	111.8	33.218	87.3	34.048	38.358	115.7		16:58:45.628		
2-	28.934	17.112	123.5	30.891	93.5	32.852	37.248	118.2	2:27.037	89.78	3.470	17:01:12.665
3-	28.370	16.977	124.7	30.450	95.7	31.967	36.823	118.9	2:24.587 (2)	91.31	1.020	17:03:37.252
4-	29.099	17.232	122.0	30.339	96.8	32.048	37.084	117.6	2:25.802 (3)	90.55	2.235	17:06:03.054
5-	28.161	16.758	126.3	30.258	96.4	31.783	36.607	118.7	2:23.567 (1)	91.95		17:08:26.621
6-	28.750	17.920	114.5	30.967	94.7	33.486	IN PIT		2:33.450 P	86.03	9.883	17:11:00.071
7-	OUTLAP	17.683	119.8	30.692	95.4	32.358	37.156	114.1	5:10.421	42.53	2:46.854	17:16:10.492

P10 49 AS Philipp FREITAG		Honda - FKoch Rennsport & Hannes Allwardt										
IDEAL LAP TIME : 2:23.993		BEST LAP TIME : 2:24.196			DIFFERENCE : 0.203							
LAP	SECTOR 1	SECTOR 2	SECTOR 3	SECTOR 4	SECTOR 5	LAP TIME	MPH	DIFF	TIME OF DAY			
1-	OUTLAP	17.641	121.5	33.449	89.1	33.990	38.328	119.3				16:57:39.332
2-	29.179	16.809	127.0	31.224	96.9	32.813	37.428	120.0	2:27.453	89.53	3.257	17:00:06.785
3-	29.073	16.968	124.5	30.847	88.3	33.350	37.370	118.7	2:27.608 D	89.44	3.412	17:02:34.393
4-	28.854	17.121	123.3	31.467	88.7	33.292	37.611	118.2	2:28.345	88.99	4.149	17:05:02.738
5-	28.901	16.923	123.3	30.677	93.9	32.721	36.929	118.9	2:26.151 (3)	90.33	1.955	17:07:28.889
6-	28.639	17.012	123.3	30.543	96.6	32.253	36.595	119.7	2:25.042 (2)	91.02	0.846	17:09:53.931
7-	28.258	16.810	124.0	30.092	96.8	32.239	36.797	120.2	2:24.196 (1)	91.55		17:12:18.127

P11 35 Elliot LODGE		Honda - Essential Team Racing / SP125										
IDEAL LAP TIME : 2:24.414		BEST LAP TIME : 2:24.414			DIFFERENCE : 0.000							
LAP	SECTOR 1	SECTOR 2	SECTOR 3	SECTOR 4	SECTOR 5	LAP TIME	MPH	DIFF	TIME OF DAY			
1-	OUTLAP	17.757	126.6	33.342	93.5	33.729	38.511	118.7				16:57:41.117
2-	29.432	17.373	122.4	31.027	95.8	32.938	37.834	119.1	2:28.604	88.84	4.190	17:00:09.721
3-	29.425	17.053	123.8	30.864	93.4	33.159	38.190	118.4	2:28.691	88.79	4.277	17:02:38.412
4-	29.141	17.016	123.3	31.364	95.8	32.821	37.428	119.1	2:27.770	89.34	3.356	17:05:06.182
5-	28.822	16.763	126.1	30.059	98.1	32.310	37.339	119.5	2:25.293 (2)	90.86	0.879	17:07:31.475
6-	28.823	16.903	124.9	30.640	94.5	32.514	37.378	118.4	2:26.258	90.26	1.844	17:09:57.733
7-	28.768	16.828	123.1	30.222	97.3	32.331	37.276	119.5	2:25.425 (3)	90.78	1.011	17:12:23.158
8-	29.472	17.012	124.2	30.479	96.5	32.426	37.305	118.9	2:26.694	89.99	2.280	17:14:49.852
9-	29.455	16.982	123.3	30.813	96.9	32.360	37.308	120.6	2:26.918	89.86	2.504	17:17:16.770
10-	30.110	17.231	123.8	30.341	96.6	32.565	37.128	118.7	2:27.375	89.58	2.961	17:19:44.145
11-	28.589	16.720	124.9	29.997	97.5	32.058	37.050	118.9	2:24.414 (1)	91.42		17:22:08.559

P12 44 Edmund BEST		KTM - SymCirrus Motorsport										
IDEAL LAP TIME : 2:24.063		BEST LAP TIME : 2:24.655			DIFFERENCE : 0.592							
LAP	SECTOR 1	SECTOR 2	SECTOR 3	SECTOR 4	SECTOR 5	LAP TIME	MPH	DIFF	TIME OF DAY			
1-	OUTLAP	17.997	124.2	33.297	91.1	33.864	38.305	119.1				16:57:38.621
2-	29.305	16.817	127.8	31.060	95.8	32.222	37.487	120.2	2:26.891	89.87	2.236	17:00:05.512
3-	28.255	16.666	128.5	30.692	95.5	32.358	36.684	120.2	2:24.655 (1)	91.26		17:02:30.167
4-	28.248	16.943	126.6	30.871	96.5	32.346	36.961	119.7	2:25.369	90.81	0.714	17:04:55.536
5-	28.337	17.001	126.3	30.519	94.9	32.384	36.833	119.7	2:25.074	91.00	0.419	17:07:20.610
6-	28.424	16.873	126.8	30.494	95.1	32.173	36.793	119.3	2:24.757 (2)	91.20	0.102	17:09:45.367
7-	28.175	16.892	127.5	31.090	96.0	32.564	37.232	119.7	2:25.953	90.45	1.298	17:12:11.320
8-	28.432	16.827	128.0	30.855	96.2	32.581	37.140	119.1	2:25.835	90.52	1.180	17:14:37.155
9-	28.180	16.870	127.0	30.382	94.6	32.440	36.965	119.3	2:24.837 (3)	91.15	0.182	17:17:01.992
10-	28.516	17.251	126.1	30.587	92.9	32.806	36.917	118.7	2:26.077	90.37	1.422	17:19:28.069
11-	28.379	16.816	128.3	30.763	96.2	32.252	36.667	122.6	2:24.877	91.12	0.222	17:21:52.946

P13 152 AS Oliver KÖNIG		Honda -										
IDEAL LAP TIME : 2:24.909		BEST LAP TIME : 2:25.065			DIFFERENCE : 0.156							
LAP	SECTOR 1	SECTOR 2	SECTOR 3	SECTOR 4	SECTOR 5	LAP TIME	MPH	DIFF	TIME OF DAY			
1-	OUTLAP	18.042	123.3	34.579	86.2	35.329	39.391	119.1				16:57:57.470
2-	29.788	17.545	122.6	32.240	92.1	33.801	38.411	118.0	2:31.785	86.98	6.720	17:00:29.255
3-	29.713	17.490	123.1	31.246	94.7	33.555	39.033	117.0	2:31.037	87.41	5.972	17:03:00.292
4-	30.303	17.234	124.7	31.828	93.5	33.370	38.216	118.7	2:30.951	87.46	5.886	17:05:31.243

Silverstone GP

Circuit Length = 3.6673 miles

Start: 16:55 Flag 17:20 End: 17:23

Weather / Track : Cloudy / Dry

MCRCB BULLETIN TK057

2016 MCE British Superbike Championship - Round 1

2016 HEL Performance British Motostar Moto 3 GP & ADAC NEC

QUALIFYING 1 - SECTOR ANALYSIS

SECTOR 1 = FL to I1, SECTOR 2 = I1 to I2, SECTOR 3 = I2 to I3, SECTOR 4 = I3 to I4, SECTOR 5 = I4 to FL, DIFF = Difference To Personal Best Lap

5-	29.102	17.280	123.3	31.646	91.0	32.909	37.750	117.8	2:28.687	88.79	3.622	17:07:59.930
6-	29.182	17.474	120.2	31.005	95.7	32.704	37.512	117.4	2:27.877	89.27	2.812	17:10:27.807
7-	29.143	17.363	121.1	31.040	94.7	32.480	37.389	117.8	2:27.415	89.55	2.350	17:12:55.222
8-	28.822	17.321	122.6	31.191	96.8	32.421	37.195	118.7	2:26.950 (3)	89.84	1.885	17:15:22.172
9-	28.834	16.918	126.1	30.483	96.5	32.420	37.391	117.8	2:26.046 (2)	90.39	0.981	17:17:48.218
10-	28.605	17.074	123.8	30.341	97.2	32.124	36.921	117.0	2:25.065 (1)	91.01		17:20:13.283

P14 128 AGP Dennis KOOPMAN		Honda - Herman van de Bunt										
IDEAL LAP TIME : 2:25.231		BEST LAP TIME : 2:25.304					DIFFERENCE : 0.073					
LAP	SECTOR 1	SECTOR 2	SECTOR 3	SECTOR 4	SECTOR 5	LAP TIME	MPH	DIFF	TIME OF DAY			
1-	OUTLAP	18.417	111.4	34.747	91.6	35.030	39.360	116.6				16:58:54.324
2-	30.247	17.049	124.0	31.819	95.4	33.613	38.364	118.4	2:31.092	87.37	5.788	17:01:25.416
3-	29.279	17.355	123.1	31.953	91.4	33.356	38.457	118.2	2:30.400	87.78	5.096	17:03:55.816
4-	29.400	17.566	122.6	30.693	96.8	33.021	37.820	118.7	2:28.500	88.90	3.196	17:06:24.316
5-	28.912	17.172	124.0	31.094	96.1	33.246	37.658	118.2	2:28.082 (3)	89.15	2.778	17:08:52.398
6-	29.022	17.179	124.2	31.618	94.5	33.239	37.614	117.6	2:28.672	88.80	3.368	17:11:21.070
7-	29.104	17.265	124.7	31.994	95.5	32.743	37.400	117.6	2:28.506	88.90	3.202	17:13:49.576
8-	28.738	16.909	126.1	30.293	95.8	32.542	36.822	117.6	2:25.304 (1)	90.86		17:16:14.880
9-	28.733	16.841	126.6	30.573	95.8	32.632	37.206	118.2	2:25.985 (2)	90.43	0.681	17:18:40.865
10-	29.379	17.371	123.1	32.970	89.4	34.214	38.543	117.6	2:32.477	86.58	7.173	17:21:13.342

P15 50 AGP Jason DUPASQUIER		KTM - KTM Swiss Junior Team										
IDEAL LAP TIME : 2:25.812		BEST LAP TIME : 2:26.101					DIFFERENCE : 0.289					
LAP	SECTOR 1	SECTOR 2	SECTOR 3	SECTOR 4	SECTOR 5	LAP TIME	MPH	DIFF	TIME OF DAY			
1-	OUTLAP	17.527	128.8	33.842	90.1	35.276	39.259	116.3				16:58:00.085
2-	30.386	17.310	129.8	32.023	93.5	34.099	38.866	117.2	2:32.684	86.46	6.583	17:00:32.769
3-	29.573	17.038	131.0	31.842	93.5	34.069	38.604	119.3	2:31.126	87.36	5.025	17:03:03.895
4-	29.497	17.000	130.0	31.773	94.6	33.919	37.886	118.9	2:30.075 (3)	87.97	3.974	17:05:33.970
5-	29.682	17.289	130.5	31.420	94.2	34.745	38.308	120.0	2:31.444	87.17	5.343	17:08:05.414
6-	28.955	16.898	129.5	33.948	92.4	33.599	IN PIT		2:36.596 P	84.30	10.495	17:10:42.010
7-	OUTLAP	16.914	130.8	32.277	94.5	32.940	38.724	120.0	4:38.754	47.36	2:12.653	17:15:20.764
8-	29.942	16.931	129.8	30.647	96.0	32.894	38.124	120.8	2:28.538 (2)	88.88	2.437	17:17:49.302
9-	28.265	16.909	130.5	30.805	96.4	33.014	37.108	120.6	2:26.101 (1)	90.36		17:20:15.403

P16 57 AS Manou ANTWEILER		Honda -										
IDEAL LAP TIME : 2:26.146		BEST LAP TIME : 2:26.449					DIFFERENCE : 0.303					
LAP	SECTOR 1	SECTOR 2	SECTOR 3	SECTOR 4	SECTOR 5	LAP TIME	MPH	DIFF	TIME OF DAY			
1-	OUTLAP	17.542	123.1	34.044	86.8	34.818	38.576	117.0				16:57:50.713
2-	31.069	17.140	127.0	31.804	87.4	34.487	38.420	114.9	2:32.920	86.33	6.471	17:00:23.633
3-	29.834	17.181	123.1	31.383	95.5	33.275	37.613	116.8	2:29.286	88.43	2.837	17:02:52.919
4-	29.413	17.228	122.0	31.359	87.4	33.511	37.845	115.3	2:29.356	88.39	2.907	17:05:22.275
5-	29.374	17.256	122.4	31.097	82.0	33.806	37.623	114.7	2:29.156 D	88.51	2.707	17:07:51.431
6-	29.332	17.043	124.7	31.887	93.7	33.889	38.222	117.0	2:30.373	87.79	3.924	17:10:21.804
7-	29.069	16.800	125.4	30.731	95.5	32.869	37.360	116.3	2:26.829 (2)	89.91	0.380	17:12:48.633
8-	29.493	17.190	123.8	31.209	92.1	33.036	37.240	119.1	2:28.168 (3)	89.10	1.719	17:15:16.801
9-	29.119	16.909	126.8	30.319	94.7	32.828	37.274	114.5	2:26.449 (1)	90.15		17:17:43.250

P17 21 Richard KERR		KTM - Bob Wylie Racing										
IDEAL LAP TIME : 2:26.670		BEST LAP TIME : 2:26.934					DIFFERENCE : 0.264					
LAP	SECTOR 1	SECTOR 2	SECTOR 3	SECTOR 4	SECTOR 5	LAP TIME	MPH	DIFF	TIME OF DAY			
1-	OUTLAP	18.200	122.0	35.503	94.7	35.685	38.976	114.7				16:57:50.684
2-	31.113	16.981	131.8	33.018	91.9	35.836	38.985	122.0	2:35.933	84.66	8.999	17:00:26.617
3-	29.689	16.957	127.8	31.743	93.5	33.499	37.969	121.5	2:29.857	88.09	2.923	17:02:56.474
4-	29.312	17.159	124.7	31.557	92.9	33.347	37.572	121.5	2:28.947	88.63	2.013	17:05:25.421
5-	28.753	17.001	126.8	31.000	89.7	33.039	37.141	122.6	2:26.934 (1)	89.85		17:07:52.355
6-	28.942	16.767	129.8	31.335	95.4	33.532	37.377	121.1	2:27.953	89.23	1.019	17:10:20.308
7-	28.860	17.124	124.5	30.979	93.3	33.189	37.319	119.7	2:27.471 (3)	89.52	0.537	17:12:47.779
8-	29.676	17.918	116.5	35.589	88.6	36.446	IN PIT		2:52.296 P	76.62	25.362	17:15:40.075
9-	OUTLAP	17.760	124.7	32.882	86.0	33.707	38.494	119.1	3:08.269	70.12	41.335	17:18:48.344
10-	28.855	16.852	125.6	30.970	94.2	33.060	37.294	120.4	2:27.031 (2)	89.79	0.097	17:21:15.375

Weather / Track : Cloudy / Dry

Silverstone GP
Circuit Length = 3.6673 miles
Start: 16:55 Flag 17:20 End: 17:23

MCRCB BULLETIN TK057

2016 MCE British Superbike Championship - Round 1

2016 HEL Performance British Motostar Moto 3 GP & ADAC NEC

QUALIFYING 1 - SECTOR ANALYSIS

SECTOR 1 = FL to I1, SECTOR 2 = I1 to I2, SECTOR 3 = I2 to I3, SECTOR 4 = I3 to I4, SECTOR 5 = I4 to FL, DIFF = Difference To Personal Best Lap

P18 42		Brian SLOOTEN					Honda -					
IDEAL LAP TIME : 2:26.332		BEST LAP TIME : 2:27.167					DIFFERENCE : 0.835					
LAP	SECTOR 1	SECTOR 2	SECTOR 3	SECTOR 4	SECTOR 5	LAP TIME	MPH	DIFF	TIME OF DAY			
1-	OUTLAP	17.535	126.3	34.465	88.3	35.053	38.623	117.4		16:57:50.642		
2-	29.856	17.128	126.6	32.014	90.0	33.255	37.417	119.7	2:29.670	88.21	2.503	17:00:20.312
3-	29.634	17.041	127.8	30.923	92.9	33.274	37.828	119.7	2:28.700	88.78	1.533	17:02:49.012
4-	29.291	17.169	125.9	31.310	94.7	33.471	37.654	117.8	2:28.895	88.66	1.728	17:05:17.907
5-	29.691	17.333	123.8	30.968	93.4	32.937	37.616	118.4	2:28.545	88.87	1.378	17:07:46.452
6-	29.201	17.228	125.4	31.244	92.0	34.042	41.076	101.1	2:32.791	86.40	5.624	17:10:19.243
7-	31.321	17.060	126.3	30.736	95.0	32.659	37.170	118.9	2:28.946	88.63	1.779	17:12:48.189
8-	29.614	17.264	125.2	31.156	94.1	32.782	37.248	119.1	2:28.064 (3)	89.16	0.897	17:15:16.253
9-	29.169	17.062	125.9	30.616	94.1	33.231	37.089	119.7	2:27.167 (1)	89.71		17:17:43.420
10-	29.064	16.904	126.1	31.328	91.6	32.828	37.438	118.4	2:27.562 (2)	89.47	0.395	17:20:10.982

P19 98		Tomas de VRIES					Honda - DAT Racing					
IDEAL LAP TIME : 2:26.804		BEST LAP TIME : 2:27.471					DIFFERENCE : 0.667					
LAP	SECTOR 1	SECTOR 2	SECTOR 3	SECTOR 4	SECTOR 5	LAP TIME	MPH	DIFF	TIME OF DAY			
1-	OUTLAP	18.072	125.2	34.981	92.4	35.178	39.477	112.4				16:57:50.523
2-	30.826	17.081	127.5	31.969	94.9	33.849	38.234	119.1	2:31.959	86.88	4.488	17:00:22.482
3-	29.908	17.540	119.8	32.005	92.1	33.578	37.991	118.9	2:31.022	87.42	3.551	17:02:53.504
4-	29.378	17.769	124.7	31.110	90.9	33.452	38.111	117.6	2:29.820	88.12	2.349	17:05:23.324
5-	29.218	17.166	125.9	31.024	89.7	33.476	37.750	118.2	2:28.634 (3)	88.82	1.163	17:07:51.958
6-	29.077	17.036	126.1	31.529	95.5	33.507	37.828	120.8	2:28.977	88.62	1.506	17:10:20.935
7-	28.766	16.958	126.3	30.777	96.1	33.229	37.741	119.5	2:27.471 (1)	89.52		17:12:48.406
8-	29.258	17.430	123.1	31.259	95.8	33.007	37.296	119.3	2:28.250 (2)	89.05	0.779	17:15:16.656
9-	29.075	17.097	124.2	31.213	93.9	34.735	IN PIT		2:43.202 P	80.89	15.731	17:17:59.858

P20 19 AS		Sasha de VITS					Honda - DV1 RacingTeam					
IDEAL LAP TIME : 2:27.262		BEST LAP TIME : 2:27.799					DIFFERENCE : 0.537					
LAP	SECTOR 1	SECTOR 2	SECTOR 3	SECTOR 4	SECTOR 5	LAP TIME	MPH	DIFF	TIME OF DAY			
1-	OUTLAP	18.016	127.3	34.187	89.3	35.082	39.707	116.6				16:57:55.712
2-	30.183	17.410	125.2	32.919	90.9	34.474	38.885	117.2	2:33.871	85.80	6.072	17:00:29.583
3-	29.837	17.044	128.8	31.657	94.9	33.514	38.601	117.4	2:30.653	87.63	2.854	17:03:00.236
4-	30.063	17.346	125.6	31.540	93.8	33.702	37.982	115.9	2:30.633	87.64	2.834	17:05:30.869
5-	29.668	17.087	128.5	32.279	90.8	33.239	38.073	117.0	2:30.346	87.81	2.547	17:08:01.215
6-	29.395	17.202	124.9	31.140	94.1	33.102	37.753	117.8	2:28.592	88.84	0.793	17:10:29.807
7-	29.186	17.105	125.2	30.964	94.3	32.902	37.642	117.4	2:27.799 (1)	89.32		17:12:57.606
8-	29.023	16.846	128.5	31.212	94.1	33.275	37.679	117.0	2:28.035 (3)	89.18	0.236	17:15:25.641
9-	29.150	17.076	126.1	30.849	95.0	32.952	37.985	118.0	2:28.012 (2)	89.19	0.213	17:17:53.653
10-	29.190	17.030	126.8	30.928	93.9	32.955	37.994	116.6	2:28.097	89.14	0.298	17:20:21.750

P21 121 AS		Matthias MEGGLE					Honda - Dynavolt Intact GP Junior Team					
IDEAL LAP TIME : 2:27.546		BEST LAP TIME : 2:28.036					DIFFERENCE : 0.490					
LAP	SECTOR 1	SECTOR 2	SECTOR 3	SECTOR 4	SECTOR 5	LAP TIME	MPH	DIFF	TIME OF DAY			
1-	OUTLAP	18.608	117.7	35.891	86.0	35.072	39.621	113.3				16:57:49.822
2-	30.975	17.562	123.1	32.924	90.5	34.324	38.803	115.1	2:34.588	85.40	6.552	17:00:24.410
3-	30.312	17.537	120.0	32.398	91.4	34.459	38.988	113.7	2:33.694	85.90	5.658	17:02:58.104
4-	29.777	17.419	120.6	32.026	93.0	33.430	38.990	113.7	2:31.642	87.06	3.606	17:05:29.746
5-	29.907	17.500	119.4	32.494	90.8	33.149	38.383	113.7	2:31.433	87.18	3.397	17:08:01.179
6-	29.613	17.286	121.5	31.205	92.8	32.952	38.081	115.1	2:29.137	88.52	1.101	17:10:30.316
7-	29.348	17.149	122.0	30.793	93.9	32.762	37.984	114.9	2:28.036 (1)	89.18		17:12:58.352
8-	29.039	17.151	123.8	31.669	91.4	33.049	38.717	114.3	2:29.625	88.23	1.589	17:15:27.977
9-	28.865	17.353	121.7	31.020	93.0	32.755	38.315	113.7	2:28.308 (2)	89.02	0.272	17:17:56.285
10-	29.543	17.203	122.4	31.052	92.6	33.027	38.063	114.9	2:28.888 (3)	88.67	0.852	17:20:25.173

P22 23		Sam LLEWELLYN					Honda - Mammoth Motorsport					
IDEAL LAP TIME : 2:27.625		BEST LAP TIME : 2:28.072					DIFFERENCE : 0.447					
LAP	SECTOR 1	SECTOR 2	SECTOR 3	SECTOR 4	SECTOR 5	LAP TIME	MPH	DIFF	TIME OF DAY			
1-	OUTLAP	19.866	117.9	34.584	85.0	35.799	39.471	115.9				16:58:22.258

Weather / Track : Cloudy / Dry

Silverstone GP
Circuit Length = 3.6673 miles
Start: 16:55 Flag 17:20 End: 17:23

MCRCB BULLETIN TK057

2016 MCE British Superbike Championship - Round 1

2016 HEL Performance British Motostar Moto 3 GP & ADAC NEC

QUALIFYING 1 - SECTOR ANALYSIS

SECTOR 1 = FL to I1, SECTOR 2 = I1 to I2, SECTOR 3 = I2 to I3, SECTOR 4 = I3 to I4, SECTOR 5 = I4 to FL, DIFF = Difference To Personal Best Lap

2-	30.433	17.742	120.9	32.892	94.2	33.660	38.829	115.7	2:33.556	85.97	5.484	17:00:55.814
3-	30.067	17.762	120.0	32.145	88.3	33.681	38.497	115.7	2:32.152	86.77	4.080	17:03:27.966
4-	29.656	17.550	118.7	32.126	89.8	33.684	38.264	117.2	2:31.280	87.27	3.208	17:05:59.246
5-	30.237	17.468	120.6	31.199	93.9	33.848	38.565	116.1	2:31.317	87.24	3.245	17:08:30.563
6-	29.497	17.440	121.5	31.297	91.4	33.418	37.881	115.7	2:29.533	88.29	1.461	17:11:00.096
7-	29.703	18.184	118.1	31.288	95.0	32.908	37.719	116.6	2:29.802	88.13	1.730	17:13:29.898
8-	29.281	17.118	123.8	31.066	95.3	32.994	37.613	117.6	2:28.072 (1)	89.16		17:15:57.970
9-	29.410	17.445	120.9	30.848	96.6	33.167	37.470	116.1	2:28.340 (2)	89.00	0.268	17:18:26.310
10-	29.356	17.256	120.2	30.868	97.1	33.549	37.502	117.0	2:28.531 (3)	88.88	0.459	17:20:54.841

P23 4 AS Dirk GEIGER		Honda - Kiefer Racing										
IDEAL LAP TIME : 2:27.609		BEST LAP TIME : 2:28.108					DIFFERENCE : 0.499					
LAP	SECTOR 1	SECTOR 2	SECTOR 3	SECTOR 4	SECTOR 5	LAP TIME	MPH	DIFF	TIME OF DAY			
1-	OUTLAP	18.045	122.2	34.316	90.5	33.885	38.451	115.7			16:57:47.743	
2-	30.315	17.502	120.6	31.796	91.8	33.844	38.128	115.7	2:31.585	87.09	3.477	17:00:19.328
3-	29.600	17.306	120.6	55.262	91.9	34.320	38.890	114.9	2:55.378	75.27	27.270	17:03:14.706
4-	30.365	17.166	121.7	31.970	86.9	33.994	38.209	116.8	2:31.704	87.02	3.596	17:05:46.410
5-	29.710	17.125	123.3	32.101	90.8	33.999	38.115	114.9	2:31.050	87.40	2.942	17:08:17.460
6-	29.607	17.233	121.3	31.460	92.4	33.320	37.519	116.6	2:29.139	88.52	1.031	17:10:46.599
7-	29.587	16.932	122.4	31.236	93.5	33.113	37.833	115.3	2:28.701 (3)	88.78	0.593	17:13:15.300
8-	29.305	17.218	122.0	31.009	93.9	33.298	37.738	114.7	2:28.568 (2)	88.86	0.460	17:15:43.868
9-	29.184	17.212	121.5	31.118	95.1	32.965	37.629	116.1	2:28.108 (1)	89.14		17:18:11.976
10-	29.435	17.466	120.2	31.750	96.4	33.573	37.763	115.1	2:29.987	88.02	1.879	17:20:41.963

P24 79 AS Leon CZICHOS		Honda - d-Store Hannover Racing										
IDEAL LAP TIME : 2:27.851		BEST LAP TIME : 2:28.327					DIFFERENCE : 0.476					
LAP	SECTOR 1	SECTOR 2	SECTOR 3	SECTOR 4	SECTOR 5	LAP TIME	MPH	DIFF	TIME OF DAY			
1-	OUTLAP	17.794	120.6	33.844	91.0	35.699	39.965	113.1			16:58:01.925	
2-	30.282	17.410	124.7	32.242	90.8	34.228	38.511	116.6	2:32.673	86.47	4.346	17:00:34.598
3-	30.450	17.778	122.0	31.676	91.3	33.857	38.312	116.6	2:32.073	86.81	3.746	17:03:06.671
4-	29.505	17.190	123.8	31.366	93.5	33.512	37.683	119.1	2:29.256 (3)	88.45	0.929	17:05:35.927
5-	30.133	17.715	123.8	31.064	94.5	33.152	37.953	117.2	2:30.017	88.00	1.690	17:08:05.944
6-	29.286	17.024	125.9	31.323	91.8	33.249	37.781	116.6	2:28.663 (2)	88.80	0.336	17:10:34.607
7-	30.479	17.309	122.6	31.998	90.8	33.903	IN PIT		2:38.993 P	83.03	10.666	17:13:13.600
8-	OUTLAP	17.752	122.9	32.176	94.3	33.877	38.293	115.7	3:17.041	67.00	48.714	17:16:30.641
9-	29.713	17.270	122.9	31.222	93.5	33.322	38.216	115.7	2:29.743	88.16	1.416	17:19:00.384
10-	29.248	17.043	123.5	30.744	95.8	33.437	37.855	115.7	2:28.327 (1)	89.00		17:21:28.711

P25 3 AS Toni ERHARD		Honda - Kiefer Racing										
IDEAL LAP TIME : 2:27.539		BEST LAP TIME : 2:28.357					DIFFERENCE : 0.818					
LAP	SECTOR 1	SECTOR 2	SECTOR 3	SECTOR 4	SECTOR 5	LAP TIME	MPH	DIFF	TIME OF DAY			
1-	OUTLAP	18.438	121.5	34.076	87.0	35.178	38.924	114.7			16:57:59.949	
2-	30.522	18.061	123.3	32.276	93.8	33.479	39.435	115.7	2:33.773	85.85	5.416	17:00:33.722
3-	31.218	18.481	122.2	31.884	91.6	33.747	38.253	116.6	2:33.583	85.96	5.226	17:03:07.305
4-	29.843	17.286	121.7	31.274	93.7	33.603	38.277	115.9	2:30.283	87.85	1.926	17:05:37.588
5-	29.306	17.107	123.8	31.429	93.2	33.109	38.178	117.6	2:29.129 (3)	88.53	0.772	17:08:06.717
6-	30.062	17.527	121.7	31.414	95.1	33.327	37.787	115.3	2:30.117	87.94	1.760	17:10:36.834
7-	29.282	17.519	122.6	31.107	94.2	33.765	38.543	116.1	2:30.216	87.88	1.859	17:13:07.050
8-	29.229	17.539	123.1	31.436	94.7	33.690	37.898	116.8	2:29.792	88.13	1.435	17:15:36.842
9-	28.946	17.099	123.1	30.776	93.9	33.601	38.363	116.6	2:28.785 (2)	88.73	0.428	17:18:05.627
10-	28.768	17.139	124.0	31.063	95.4	33.454	37.933	116.8	2:28.357 (1)	88.99		17:20:33.984

P26 22 AS Marie MENDE		Honda - MM-Racing										
IDEAL LAP TIME : 2:28.388		BEST LAP TIME : 2:28.434					DIFFERENCE : 0.046					
LAP	SECTOR 1	SECTOR 2	SECTOR 3	SECTOR 4	SECTOR 5	LAP TIME	MPH	DIFF	TIME OF DAY			
1-	OUTLAP	18.774	121.1	34.169	82.5	35.417	40.058	117.2			16:58:05.408	
2-	30.115	17.381	123.1	32.059	86.0	34.216	38.808	115.9	2:32.579	86.52	4.145	17:00:37.987
3-	29.921	17.288	123.3	32.146	93.5	33.766	38.423	116.8	2:31.544	87.11	3.110	17:03:09.531
4-	30.216	17.354	124.0	31.559	89.5	33.778	38.891	116.8	2:31.798	86.97	3.364	17:05:41.329
5-	30.047	17.553	120.2	31.725	89.9	33.563	38.852	115.1	2:31.740	87.00	3.306	17:08:13.069

Silverstone GP

Circuit Length = 3.6673 miles

Start: 16:55 Flag 17:20 End: 17:23

Weather / Track : Cloudy / Dry

MCRCB BULLETIN TK057

2016 MCE British Superbike Championship - Round 1

2016 HEL Performance British Motostar Moto 3 GP & ADAC NEC

QUALIFYING 1 - SECTOR ANALYSIS

SECTOR 1 = FL to I1, SECTOR 2 = I1 to I2, SECTOR 3 = I2 to I3, SECTOR 4 = I3 to I4, SECTOR 5 = I4 to FL, DIFF = Difference To Personal Best Lap

6 -	29.909	17.379	123.5	32.708	89.2	33.805	38.636	115.9	2:32.437	86.60	4.003	17:10:45.506
7 -	30.182	17.475	120.0	31.933	94.1	33.879	38.726	118.9	2:32.195	86.74	3.761	17:13:17.701
8 -	29.852	17.128	123.8	31.209	93.8	34.092	38.130	117.6	2:30.411 (3)	87.77	1.977	17:15:48.112
9 -	29.527	17.102	124.5	31.420	93.2	33.425	37.854	121.5	2:29.328 (2)	88.41	0.894	17:18:17.440
10 -	29.424	17.001	125.9	30.798	91.9	33.311	37.900	117.2	2:28.434 (1)	88.94		17:20:45.874

P27 66		Cameron FRASER					Kalex KTM - FPW Racing					
IDEAL LAP TIME : 2:28.024		BEST LAP TIME : 2:28.472					DIFFERENCE : 0.448					
LAP	SECTOR 1	SECTOR 2	SECTOR 3	SECTOR 4	SECTOR 5	LAP TIME	MPH	DIFF	TIME OF DAY			
1 -	OUTLAP	17.978	127.8	34.581	91.8	36.132	39.220	120.2				16:57:56.423
2 -	30.966	17.381	128.0	33.483	89.0	34.623	39.071	120.4	2:35.524	84.88	7.052	17:00:31.947
3 -	29.981	17.074	130.0	31.978	94.6	33.988	38.743	117.2	2:31.764	86.99	3.292	17:03:03.711
4 -	30.032	17.025	132.1	31.607	93.8	34.002	38.143	121.5	2:30.809	87.54	2.337	17:05:34.520
5 -	29.583	17.146	129.8	31.343	94.1	33.868	38.734	118.9	2:30.674	87.62	2.202	17:08:05.194
6 -	29.789	16.980	127.5	31.484	93.2	34.064	38.023	120.4	2:30.340	87.81	1.868	17:10:35.534
7 -	29.987	17.091	128.3	31.577	93.5	33.889	38.428	120.4	2:30.972	87.44	2.500	17:13:06.506
8 -	29.689	17.133	127.0	31.414	95.0	33.861	37.764	120.4	2:29.861 (3)	88.09	1.389	17:15:36.367
9 -	29.293	16.738	127.5	31.136	95.3	33.546	37.808	120.4	2:28.521 (2)	88.89	0.049	17:18:04.888
10 -	29.344	16.826	128.5	31.445	94.2	33.333	37.524	120.2	2:28.472 (1)	88.92		17:20:33.360

P28 69		Tom BOOTH-AMOS					Tigcraft - FAB Racing					
IDEAL LAP TIME : 2:28.278		BEST LAP TIME : 2:28.482					DIFFERENCE : 0.204					
LAP	SECTOR 1	SECTOR 2	SECTOR 3	SECTOR 4	SECTOR 5	LAP TIME	MPH	DIFF	TIME OF DAY			
1 -	OUTLAP	18.195	122.6	34.866	91.1	34.383	38.421	117.6				16:57:48.488
2 -	29.932	17.647	124.0	32.132	95.0	33.437	38.030	118.7	2:31.178	87.33	2.696	17:00:19.666
3 -	29.542	17.097	125.9	31.036	92.8	33.672	38.215	118.2	2:29.562 (3)	88.27	1.080	17:02:49.228
4 -	33.272	20.794	93.8	33.893	90.4	35.473	IN PIT		2:47.969 P	78.60	19.487	17:05:37.197
5 -	OUTLAP	18.397	107.7	34.697	90.8	33.789	38.716	115.7	5:14.066	42.03	2:45.584	17:10:51.263
6 -	29.623	17.369	122.2	31.326	93.7	33.153	38.686	115.5	2:30.157	87.92	1.675	17:13:21.420
7 -	29.399	17.283	123.1	31.082	93.9	33.185	38.197	117.2	2:29.146 (2)	88.51	0.664	17:15:50.566
8 -	30.723	17.396	122.0	31.145	93.8	33.121	38.306	116.6	2:30.691	87.61	2.209	17:18:21.257
9 -	29.193	17.232	122.4	31.105	94.1	33.082	37.870	117.6	2:28.482 (1)	88.91		17:20:49.739

P29 154 AS		Lukas FALCK					Honda -					
IDEAL LAP TIME : 2:28.133		BEST LAP TIME : 2:28.567					DIFFERENCE : 0.434					
LAP	SECTOR 1	SECTOR 2	SECTOR 3	SECTOR 4	SECTOR 5	LAP TIME	MPH	DIFF	TIME OF DAY			
1 -	OUTLAP	19.743	111.8	37.916	79.6	40.348	41.199	112.4				17:00:06.482
2 -	31.851	17.965	120.4	32.540	86.5	34.790	39.076	115.7	2:36.222	84.51	7.655	17:02:42.704
3 -	30.994	18.065	117.7	32.592	88.7	34.477	39.038	114.7	2:35.166	85.08	6.599	17:05:17.870
4 -	30.462	17.675	121.7	31.341	90.3	33.994	38.264	115.9	2:31.736	87.00	3.169	17:07:49.606
5 -	30.041	17.466	123.1	31.508	90.5	33.900	38.329	116.6	2:31.244	87.29	2.677	17:10:20.850
6 -	29.515	17.334	122.4	31.189	93.0	33.084	37.853	116.1	2:28.975 (2)	88.62	0.408	17:12:49.825
7 -	29.374	17.124	124.0	32.580	89.8	33.517	38.042	114.5	2:30.637	87.64	2.070	17:15:20.462
8 -	29.916	17.505	122.2	31.062	93.5	33.071	38.173	116.6	2:29.727 (3)	88.17	1.160	17:17:50.189
9 -	29.573	17.229	122.2	30.736	94.6	33.046	37.983	115.7	2:28.567 (1)	88.86		17:20:18.756

P30 36 AS		Sander KROEZE					Honda - Ernst Dubbink Eveno Racing					
IDEAL LAP TIME : 2:27.982		BEST LAP TIME : 2:28.709					DIFFERENCE : 0.727					
LAP	SECTOR 1	SECTOR 2	SECTOR 3	SECTOR 4	SECTOR 5	LAP TIME	MPH	DIFF	TIME OF DAY			
1 -	OUTLAP	18.170	121.7	35.657	87.1	35.366	39.278	116.8				16:57:49.918
2 -	30.456	17.316	124.5	32.251	91.6	33.945	IN PIT		2:35.541 P	84.88	6.832	17:00:25.459
3 -	OUTLAP	17.512	121.7	31.980	90.0	33.770	38.592	116.1	4:13.353	52.11	1:44.644	17:04:38.812
4 -	29.793	17.739	121.7	31.642	91.4	33.567	38.559	116.1	2:31.300	87.25	2.591	17:07:10.112
5 -	29.706	17.454	123.3	31.338	93.9	33.270	38.129	116.6	2:29.897 (3)	88.07	1.188	17:09:40.009
6 -	30.011	17.219	123.3	31.121	93.4	33.054	38.165	116.1	2:29.570 (2)	88.26	0.861	17:12:09.579
7 -	29.431	17.309	123.1	30.926	94.6	33.238	37.805	117.0	2:28.709 (1)	88.78		17:14:38.288
8 -	29.520	17.296	123.1	31.157	91.8	32.890	IN PIT		2:33.192 P	86.18	4.483	17:17:11.480
9 -	OUTLAP	17.564	122.2	31.757	94.3	32.799	37.607	118.0	3:44.758	58.74	1:16.049	17:20:56.238

Weather / Track : Cloudy / Dry

Silverstone GP
Circuit Length = 3.6673 miles
Start: 16:55 Flag 17:20 End: 17:23

MCRCB BULLETIN TK057

2016 MCE British Superbike Championship - Round 1

2016 HEL Performance British Motostar Moto 3 GP & ADAC NEC

QUALIFYING 1 - SECTOR ANALYSIS

SECTOR 1 = FL to I1, SECTOR 2 = I1 to I2, SECTOR 3 = I2 to I3, SECTOR 4 = I3 to I4, SECTOR 5 = I4 to FL, DIFF = Difference To Personal Best Lap

P31 45 AS Leon ORGIS			Honda - Kiefer Racing									
IDEAL LAP TIME : 2:28.403			BEST LAP TIME : 2:28.950			DIFFERENCE : 0.547						
LAP	SECTOR 1	SECTOR 2	SECTOR 3	SECTOR 4	SECTOR 5	LAP TIME	MPH	DIFF	TIME OF DAY			
1-	OUTLAP	18.185	121.7	34.700	83.2	35.973	40.440	115.3		16:58:01.828		
2-	31.569	17.465	123.8	32.953	87.6	34.545	39.583	115.9	2:36.115	84.56	7.165	17:00:37.943
3-	30.646	17.398	123.3	33.395	85.3	34.332	39.190	113.9	2:34.961	85.19	6.011	17:03:12.904
4-	30.327	17.569	122.4	32.051	86.0	34.084	38.786	113.7	2:32.817	86.39	3.867	17:05:45.721
5-	29.995	17.474	122.9	31.977	86.8	33.976	39.078	115.5	2:32.500	86.57	3.550	17:08:18.221
6-	29.806	17.263	124.2	31.749	92.1	33.537	38.200	117.0	2:30.555 (3)	87.69	1.605	17:10:48.776
7-	29.806	17.100	124.9	32.167	89.1	33.534	38.274	116.1	2:30.881	87.50	1.931	17:13:19.657
8-	29.700	17.050	123.5	31.340	89.2	33.143	38.076	115.9	2:29.309 (2)	88.42	0.359	17:15:48.966
9-	29.371	16.893	123.1	31.213	94.5	33.378	38.095	119.1	2:28.950 (1)	88.63		17:18:17.916
10-	29.428	16.786	124.5	33.088	87.9	33.731	37.890	116.1	2:30.923	87.47	1.973	17:20:48.839

P32 37 AS Rick DUNNIK			Honda - HD Racing									
IDEAL LAP TIME : 2:28.210			BEST LAP TIME : 2:28.989			DIFFERENCE : 0.779						
LAP	SECTOR 1	SECTOR 2	SECTOR 3	SECTOR 4	SECTOR 5	LAP TIME	MPH	DIFF	TIME OF DAY			
1-	OUTLAP	17.786	123.8	33.660	85.1	36.397	40.122	117.4				16:57:57.180
2-	30.419	17.624	124.9	32.855	88.6	34.315	38.804	112.9	2:34.017	85.72	5.028	17:00:31.197
3-	29.745	17.355	124.2	31.999	89.0	34.260	38.171	116.1	2:31.530	87.12	2.541	17:03:02.727
4-	29.765	17.272	125.2	32.128	89.7	34.676	38.954	116.6	2:32.795	86.40	3.806	17:05:35.522
5-	30.320	18.091	123.3	32.258	89.5	33.249	37.749	119.5	2:31.667	87.04	2.678	17:08:07.189
6-	29.760	17.443	125.2	31.644	92.4	33.215	37.774	118.7	2:29.836	88.11	0.847	17:10:37.025
7-	29.511	17.161	124.9	31.520	90.9	33.701	38.485	119.3	2:30.378	87.79	1.389	17:13:07.403
8-	29.491	17.239	127.3	31.583	92.1	33.533	37.770	116.3	2:29.616 (3)	88.24	0.627	17:15:37.019
9-	29.467	17.244	126.8	31.319	92.3	33.238	37.721	120.2	2:28.989 (1)	88.61		17:18:06.008
10-	29.194	17.041	126.1	31.095	94.3	33.159	38.792	116.6	2:29.281 (2)	88.43	0.292	17:20:35.289

P33 41 AS Kevin ORGIS			Honda - Kiefer Racing									
IDEAL LAP TIME : 2:28.682			BEST LAP TIME : 2:29.604			DIFFERENCE : 0.922						
LAP	SECTOR 1	SECTOR 2	SECTOR 3	SECTOR 4	SECTOR 5	LAP TIME	MPH	DIFF	TIME OF DAY			
1-	OUTLAP	18.028	120.0	34.657	86.8	35.633	39.759	114.9				16:58:11.831
2-	31.435	17.696	120.6	32.893	91.0	34.144	38.806	115.9	2:34.974	85.19	5.370	17:00:46.805
3-	30.962	17.339	123.5	32.220	92.6	34.301	38.582	114.9	2:33.404	86.06	3.800	17:03:20.209
4-	30.792	17.356	121.3	31.925	93.8	34.196	38.668	115.1	2:32.937	86.32	3.333	17:05:53.146
5-	30.265	17.546	121.7	31.463	92.8	34.095	38.363	116.3	2:31.732	87.01	2.128	17:08:24.878
6-	30.150	17.550	122.4	31.481	93.3	34.240	38.334	115.1	2:31.755	86.99	2.151	17:10:56.633
7-	30.343	17.407	122.4	31.309	94.6	33.561	38.075	116.3	2:30.695	87.61	1.091	17:13:27.328
8-	29.800	17.319	124.2	31.512	89.4	33.560	37.690	117.4	2:29.881 (3)	88.08	0.277	17:15:57.209
9-	29.499	17.552	122.9	31.112	94.6	33.272	38.169	117.4	2:29.604 (1)	88.24		17:18:26.813
10-	30.199	17.109	123.3	31.414	94.5	33.339	37.773	119.1	2:29.834 (2)	88.11	0.230	17:20:56.647

P34 99 Stephen CAMPBELL			Honda - Campbell Racing									
IDEAL LAP TIME : 2:29.546			BEST LAP TIME : 2:29.921			DIFFERENCE : 0.375						
LAP	SECTOR 1	SECTOR 2	SECTOR 3	SECTOR 4	SECTOR 5	LAP TIME	MPH	DIFF	TIME OF DAY			
1-	OUTLAP	18.445	122.4	34.358	90.4	35.759	39.404	115.9				16:58:01.195
2-	31.135	17.478	125.9	33.035	91.8	34.611	38.906	116.1	2:35.165	85.08	5.244	17:00:36.360
3-	30.714	17.365	123.8	32.569	94.6	33.903	38.690	115.3	2:33.241	86.15	3.320	17:03:09.601
4-	30.603	17.278	125.2	32.013	92.1	34.111	38.439	116.1	2:32.444	86.60	2.523	17:05:42.045
5-	30.144	17.288	122.9	31.667	93.5	33.618	38.256	116.1	2:30.973	87.44	1.052	17:08:13.018
6-	30.398	17.074	125.2	32.458	87.9	34.675	38.368	116.1	2:32.973	86.30	3.052	17:10:45.991
7-	29.948	17.139	122.6	31.710	93.3	33.898	38.221	115.1	2:30.916	87.48	0.995	17:13:16.907
8-	29.705	17.116	122.9	31.465	95.4	33.389	38.541	114.1	2:30.216 (2)	87.88	0.295	17:15:47.123
9-	29.621	17.184	121.7	31.431	93.8	33.469	38.216	114.5	2:29.921 (1)	88.06		17:18:17.044
10-	29.566	17.049	123.3	31.682	91.3	33.958	38.111	114.7	2:30.366 (3)	87.80	0.445	17:20:47.410

P35 30 Max COOK			Repli-Cast - Repli-Cast UK Racing							
IDEAL LAP TIME : 2:29.404			BEST LAP TIME : 2:29.941			DIFFERENCE : 0.537				
LAP	SECTOR 1	SECTOR 2	SECTOR 3	SECTOR 4	SECTOR 5	LAP TIME	MPH	DIFF	TIME OF DAY	

Silverstone GP

Circuit Length = 3.6673 miles

Start: 16:55 Flag 17:20 End: 17:23

Weather / Track : Cloudy / Dry

MCRCB BULLETIN TK057

2016 MCE British Superbike Championship - Round 1

2016 HEL Performance British Motostar Moto 3 GP & ADAC NEC

QUALIFYING 1 - SECTOR ANALYSIS

SECTOR 1 = FL to I1, SECTOR 2 = I1 to I2, SECTOR 3 = I2 to I3, SECTOR 4 = I3 to I4, SECTOR 5 = I4 to FL, DIFF = Difference To Personal Best Lap

Lap	Sector 1	Sector 2	Sector 3	Sector 4	Sector 5	Lap Time	MPH	Diff	Time of Day
1 -	OUTLAP	20.052	100.7	38.464	79.5	37.732	40.689	114.9	16:57:58.495
2 -	31.635	17.873	123.8	33.212	92.6	34.400	38.851	115.1	2:35.971 84.64 6.030 17:00:34.466
3 -	31.285	17.921	124.7	32.305	92.3	33.939	38.695	115.5	2:34.145 85.64 4.204 17:03:08.611
4 -	30.809	17.501	122.6	32.138	88.1	34.043	39.153	117.6	2:33.644 85.92 3.703 17:05:42.255
5 -	30.712	17.474	124.2	32.051	91.1	33.917	38.116	117.0	2:32.270 86.70 2.329 17:08:14.525
6 -	30.292	17.417	123.3	31.752	84.0	34.733	38.352	117.0	2:32.546 86.54 2.605 17:10:47.071
7 -	29.731	17.201	124.9	31.630	92.8	33.703	37.897	118.2	2:30.162 (2) 87.92 0.221 17:13:17.233
8 -	29.853	17.132	125.2	31.379	95.0	33.424	38.153	112.4	2:29.941 (1) 88.05 17:15:47.174
9 -	30.023	17.420	123.8	31.222	92.5	33.455	38.103	116.6	2:30.223 (3) 87.88 0.282 17:18:17.397
10 -	30.321	17.386	124.9	32.387	90.9	33.951	37.895	116.3	2:31.940 86.89 1.999 17:20:49.337

P36 13 AGP Maximilian KOFLER			KTM - MSV Schwanenstadt							
IDEAL LAP TIME : 2:30.284			BEST LAP TIME : 2:30.694			DIFFERENCE : 0.410				
LAP	SECTOR 1	SECTOR 2	SECTOR 3	SECTOR 4	SECTOR 5	LAP TIME	MPH	DIFF	TIME OF DAY	
1 -	OUTLAP	18.614	120.9	36.025	84.4	37.298	41.076	114.1	16:58:47.084	
2 -	31.427	17.798	124.9	34.084	90.9	36.363	39.998	118.2	2:39.670 82.68 8.976 17:01:26.754	
3 -	31.003	17.522	125.6	33.290	88.5	35.730	39.902	117.4	2:37.447 83.85 6.753 17:04:04.201	
4 -	32.629	17.823	122.9	33.566	90.1	35.499	39.710	116.6	2:39.227 82.91 8.533 17:06:43.428	
5 -	30.610	17.539	124.9	32.650	93.0	35.431	39.432	115.3	2:35.662 84.81 4.968 17:09:19.090	
6 -	30.082	17.511	123.8	32.430	92.1	34.758	38.744	115.9	2:33.525 85.99 2.831 17:11:52.615	
7 -	30.071	17.319	124.9	31.989	93.3	34.330	38.650	117.8	2:32.359 (3) 86.65 1.665 17:14:24.974	
8 -	31.748	19.652	109.1	34.303	88.6	35.170	38.276	118.9	2:39.149 82.95 8.455 17:17:04.123	
9 -	30.019	17.821	125.2	31.423	94.3	34.163	38.289	118.9	2:31.715 (2) 87.02 1.021 17:19:35.838	
10 -	29.794	17.247	125.2	31.833	92.3	33.846	37.974	118.7	2:30.694 (1) 87.61 17:22:06.532	

P37 61 AGP Ernst DUBBINK			Honda - Ernst Dubbink Eveno Racing							
IDEAL LAP TIME : 2:30.114			BEST LAP TIME : 2:30.791			DIFFERENCE : 0.677				
LAP	SECTOR 1	SECTOR 2	SECTOR 3	SECTOR 4	SECTOR 5	LAP TIME	MPH	DIFF	TIME OF DAY	
1 -	OUTLAP	18.059	118.1	35.736	88.4	35.481	38.555	119.1	16:57:52.105	
2 -	31.424	17.285	128.0	33.267	91.6	34.172	38.310	118.4	2:34.458 85.47 3.667 17:00:26.563	
3 -	30.753	17.029	127.5	32.650	92.9	34.215	38.757	118.9	2:33.404 86.06 2.613 17:02:59.967	
4 -	30.412	17.288	127.0	32.735	94.2	33.814	38.290	118.7	2:32.539 86.55 1.748 17:05:32.506	
5 -	30.856	17.420	127.0	32.513	93.5	34.290	38.852	119.1	2:33.931 85.76 3.140 17:08:06.437	
6 -	30.240	17.018	127.8	32.792	94.1	33.870	38.117	118.9	2:32.037 86.83 1.246 17:10:38.474	
7 -	29.886	17.134	128.5	32.104	94.9	33.648	38.606	118.7	2:31.378 87.21 0.587 17:13:09.852	
8 -	29.831	17.130	128.3	32.126	95.1	33.502	38.237	118.0	2:30.826 (3) 87.53 0.035 17:15:40.678	
9 -	29.763	17.211	128.5	31.851	94.9	33.571	38.409	118.0	2:30.805 (2) 87.54 0.014 17:18:11.483	
10 -	29.731	17.440	125.9	31.838	95.4	33.410	38.372	115.9	2:30.791 (1) 87.55 17:20:42.274	

P38 11 AS Lotte UHRE			Honda -							
IDEAL LAP TIME : 2:30.797			BEST LAP TIME : 2:31.179			DIFFERENCE : 0.382				
LAP	SECTOR 1	SECTOR 2	SECTOR 3	SECTOR 4	SECTOR 5	LAP TIME	MPH	DIFF	TIME OF DAY	
1 -	OUTLAP	19.746	104.0	37.094	83.0	37.100	41.174	110.1	16:59:07.122	
2 -	32.262	18.749	117.1	34.364	87.2	34.805	40.018	112.2	2:40.198 82.41 9.019 17:01:47.320	
3 -	31.858	18.239	116.1	33.800	87.6	34.650	39.741	112.4	2:38.288 83.40 7.109 17:04:25.608	
4 -	31.519	18.142	114.9	33.303	90.0	34.044	39.374	112.6	2:36.382 84.42 5.203 17:07:01.990	
5 -	31.543	18.102	116.1	32.812	92.5	33.793	39.624	111.4	2:35.874 84.69 4.695 17:09:37.864	
6 -	31.607	17.908	116.3	32.198	93.0	33.633	38.624	113.1	2:33.970 85.74 2.791 17:12:11.834	
7 -	30.506	17.615	118.1	32.167	90.6	33.689	38.798	112.4	2:32.775 86.41 1.596 17:14:44.609	
8 -	30.015	17.483	118.7	31.749	92.3	33.467	38.880	112.0	2:31.594 (2) 87.09 0.415 17:17:16.203	
9 -	30.363	17.908	119.4	31.439	93.7	33.499	39.206	112.2	2:32.415 (3) 86.62 1.236 17:19:48.618	
10 -	29.834	17.669	117.7	31.582	92.9	33.417	38.677	112.2	2:31.179 (1) 87.32 17:22:19.797	

P39 27 Josh HODGE			KTM - Road and Race Performance							
IDEAL LAP TIME : 2:31.285			BEST LAP TIME : 2:31.825			DIFFERENCE : 0.540				
LAP	SECTOR 1	SECTOR 2	SECTOR 3	SECTOR 4	SECTOR 5	LAP TIME	MPH	DIFF	TIME OF DAY	
1 -	OUTLAP	18.251	120.2	35.410	86.7	35.999	40.409	115.3	16:57:47.207	
2 -	30.988	17.805	123.8	33.606	85.7	35.476	39.056	116.8	2:36.931 84.12 5.106 17:00:24.138	
3 -	30.796	17.413	125.2	33.245	91.1	34.646	38.975	118.4	2:35.075 (3) 85.13 3.250 17:02:59.213	
4 -	30.749	17.671	124.2	33.484	91.0	34.574	39.581	119.3	2:36.059 84.59 4.234 17:05:35.272	

Silverstone GP
Circuit Length = 3.6673 miles
Start: 16:55 Flag 17:20 End: 17:23

Weather / Track : Cloudy / Dry

MCRCB BULLETIN TK057

2016 MCE British Superbike Championship - Round 1

2016 HEL Performance British Motostar Moto 3 GP & ADAC NEC

QUALIFYING 1 - SECTOR ANALYSIS

SECTOR 1 = FL to I1, SECTOR 2 = I1 to I2, SECTOR 3 = I2 to I3, SECTOR 4 = I3 to I4, SECTOR 5 = I4 to FL, DIFF = Difference To Personal Best Lap

5-	30.512	17.787	124.7	33.659	85.4	34.621	39.771	117.8	2:36.350	84.44	4.525	17:08:11.622
6-	30.436	17.820	123.5	33.001	83.6	35.574	39.150	119.1	2:35.981	84.64	4.156	17:10:47.603
7-	29.974	17.191	127.5	32.665	88.1	34.629	IN PIT		2:43.249 P	80.87	11.424	17:13:30.852
8-	OUTLAP	17.656	124.5	32.916	87.8	34.415	38.820	117.2	3:21.116	65.64	49.291	17:16:51.968
9-	30.050	17.655	122.9	32.070	93.9	33.621	38.429	117.4	2:31.825 (1)	86.95		17:19:23.793
10-	30.192	17.538	123.8	32.357	87.8	34.260	39.107	117.2	2:33.454 (2)	86.03	1.629	17:21:57.247

P40	43 AS	Simon JESPERSEN					Honda -					
IDEAL LAP TIME : 2:30.138		BEST LAP TIME : 2:32.413			DIFFERENCE : 2.275							
LAP	SECTOR 1	SECTOR 2	SECTOR 3	SECTOR 4	SECTOR 5	LAP TIME	MPH	DIFF	TIME OF DAY			
1-	OUTLAP	18.216	120.6	35.628	89.4	35.242	39.482	111.6				16:57:50.273
2-	30.874	17.321	123.8	32.091	93.8	33.870	38.257	115.7	2:32.413 (1)	86.62		17:00:22.686
3-	30.091	17.217	121.5	31.359	93.5	33.214	38.314	114.3	2:30.195 D	87.90		17:02:52.881

P41	15	Eugene McMANUS					KTM - CD / IC Racing					
IDEAL LAP TIME : 2:31.671		BEST LAP TIME : 2:32.651			DIFFERENCE : 0.980							
LAP	SECTOR 1	SECTOR 2	SECTOR 3	SECTOR 4	SECTOR 5	LAP TIME	MPH	DIFF	TIME OF DAY			
1-	OUTLAP	18.166	128.5	36.617	75.0	36.753	IN PIT		P			16:58:14.759
2-	OUTLAP	17.803	132.1	33.483	87.0	34.971	39.710	116.6	4:23.621	50.08	1:50.970	17:02:38.380
3-	30.657	17.270	132.1	32.857	86.4	35.055	39.260	122.6	2:35.099	85.12	2.448	17:05:13.479
4-	30.081	17.272	129.8	33.263	87.6	35.167	38.913	120.6	2:34.696	85.34	2.045	17:07:48.175
5-	30.242	17.292	130.5	32.807	92.3	34.912	38.920	122.6	2:34.173	85.63	1.522	17:10:22.348
6-	29.888	17.065	132.3	32.336	87.3	34.925	39.113	122.9	2:33.327 (3)	86.10	0.676	17:12:55.675
7-	30.142	17.165	132.8	32.859	92.1	34.099	39.298	121.1	2:33.563	85.97	0.912	17:15:29.238
8-	30.085	17.031	131.5	32.298	93.5	34.234	39.249	119.1	2:32.897 (2)	86.34	0.246	17:18:02.135
9-	29.769	17.126	131.5	32.541	90.5	34.741	38.474	123.3	2:32.651 (1)	86.48		17:20:34.786

P42	20	Joel MARKLUND					Honda - Marklund Solutions / SP125					
IDEAL LAP TIME : 2:32.190		BEST LAP TIME : 2:34.045			DIFFERENCE : 1.855							
LAP	SECTOR 1	SECTOR 2	SECTOR 3	SECTOR 4	SECTOR 5	LAP TIME	MPH	DIFF	TIME OF DAY			
1-	OUTLAP	18.278	124.0	34.558	85.8	34.698	39.778	115.7				16:58:28.363
2-	31.335	17.654	125.2	32.160	90.9	34.045	39.189	116.3	2:34.383 (2)	85.51	0.338	17:01:02.746
3-	30.901	17.387	125.6	32.484	84.3	34.154	39.119	116.6	2:34.045 (1)	85.70		17:03:36.791
4-	30.411	17.344	125.9	31.896	90.3	33.475	IN PIT		2:41.253 P	81.87	7.208	17:06:18.044
5-	OUTLAP	17.569	126.3	31.841	88.6	34.803	IN PIT		3:31.703 P	62.36	57.658	17:09:49.747

P43	28	Lee HINDLE					KTM - JH Motorsport					
IDEAL LAP TIME : 2:34.709		BEST LAP TIME : 2:34.709			DIFFERENCE : 0.000							
LAP	SECTOR 1	SECTOR 2	SECTOR 3	SECTOR 4	SECTOR 5	LAP TIME	MPH	DIFF	TIME OF DAY			
1-	OUTLAP	19.378	116.1	37.389	80.5	38.593	42.361	115.9				17:03:56.708
2-	33.133	17.965	126.1	34.214	87.3	36.319	40.996	118.0	2:42.627	81.18	7.918	17:06:39.335
3-	32.329	17.397	126.3	34.020	89.8	36.371	40.840	117.6	2:40.957	82.02	6.248	17:09:20.292
4-	31.876	17.301	127.5	33.829	91.0	36.192	40.318	118.7	2:39.516	82.76	4.807	17:11:59.808
5-	31.712	17.580	126.6	33.523	92.6	35.669	40.161	120.0	2:38.645	83.21	3.936	17:14:38.453
6-	31.338	17.087	128.8	33.485	92.4	36.206	39.930	120.4	2:38.046 (3)	83.53	3.337	17:17:16.499
7-	31.438	17.022	129.5	32.774	90.0	35.102	40.514	117.2	2:36.850 (2)	84.17	2.141	17:19:53.349
8-	31.014	16.969	127.8	32.471	93.7	34.983	39.272	119.7	2:34.709 (1)	85.33		17:22:28.058

P44	54	Sam BURMAN					KTM - TeamWNT / Burman Racing					
IDEAL LAP TIME : 2:36.701		BEST LAP TIME : 2:37.216			DIFFERENCE : 0.515							
LAP	SECTOR 1	SECTOR 2	SECTOR 3	SECTOR 4	SECTOR 5	LAP TIME	MPH	DIFF	TIME OF DAY			
1-	OUTLAP	18.065	128.5	35.704	89.0	36.872	43.097	111.0				16:57:50.530
2-	32.548	18.018	129.3	35.048	91.1	35.686	40.927	114.1	2:42.227	81.38	5.011	17:00:32.757
3-	32.075	18.782	118.5	35.665	87.9	36.112	40.399	116.3	2:43.033	80.97	5.817	17:03:15.790
4-	31.678	17.800	128.8	34.453	91.8	36.004	41.541	114.1	2:41.476	81.76	4.260	17:05:57.266
5-	32.261	17.940	127.8	34.479	90.5	36.016	40.695	112.8	2:41.391	81.80	4.175	17:08:38.657
6-	31.756	17.949	128.8	34.134	90.3	35.199	40.011	115.9	2:39.049	83.00	1.833	17:11:17.706
7-	31.503	17.774	129.3	34.017	91.3	35.105	40.736	114.3	2:39.135	82.96	1.919	17:13:56.841
8-	31.191	17.590	129.5	33.600	92.1	35.156	39.884	114.3	2:37.421 (2)	83.86	0.205	17:16:34.262

Silverstone GP
 Circuit Length = 3.6673 miles
 Start: 16:55 Flag 17:20 End: 17:23

Weather / Track : Cloudy / Dry

MCRCB BULLETIN TK057

2016 MCE British Superbike Championship - Round 1

2016 HEL Performance British Motostar Moto 3 GP & ADAC NEC

QUALIFYING 1 - SECTOR ANALYSIS

SECTOR 1 = FL to I1, SECTOR 2 = I1 to I2, SECTOR 3 = I2 to I3, SECTOR 4 = I3 to I4, SECTOR 5 = I4 to FL, DIFF = Difference To Personal Best Lap

9-	31.261	17.862	129.0	33.978	92.8	35.057	39.768	115.7	2:37.926 (3)	83.59	0.710	17:19:12.188
10-	31.217	17.837	129.0	33.315	93.9	34.837	40.010	114.3	2:37.216 (1)	83.97		17:21:49.404

P45 48 Ewan POTTER		Honda -										
IDEAL LAP TIME : 2:39.322		BEST LAP TIME : 2:39.893					DIFFERENCE : 0.571					
LAP	SECTOR 1	SECTOR 2	SECTOR 3	SECTOR 4	SECTOR 5	LAP TIME	MPH	DIFF	TIME OF DAY			
1-	OUTLAP	18.621	114.3	37.884	83.4	38.836	43.293	107.8				16:58:16.735
2-	33.617	18.811	115.9	36.104	87.2	36.839	42.121	109.4	2:47.492	78.82	7.599	17:01:04.227
3-	34.069	18.284	118.3	34.762	85.1	36.632	42.264	107.6	2:46.011	79.52	6.118	17:03:50.238
4-	34.085	18.710	118.1	34.770	87.8	36.110	41.822	107.6	2:45.497	79.77	5.604	17:06:35.735
5-	32.703	18.314	118.1	34.504	83.6	36.151	40.878	106.0	2:42.550 (3)	81.22	2.657	17:09:18.285
6-	31.888	17.919	118.1	34.051	87.3	36.693	IN PIT		2:49.883 P	77.71	9.990	17:12:08.168
7-	OUTLAP	18.314	118.5	35.001	87.3	35.591	40.360	111.2	3:24.511	64.55	44.618	17:15:32.679
8-	32.176	17.791	117.5	33.784	82.8	35.829	40.313	111.0	2:39.893 (1)	82.57		17:18:12.572
9-	32.024	17.924	117.7	34.618	82.0	35.810	40.268	109.2	2:40.644 (2)	82.18	0.751	17:20:53.216

P46 147 AS Phillip HOLE		Honda - 3S ApS										
IDEAL LAP TIME : 2:40.640		BEST LAP TIME : 2:40.967					DIFFERENCE : 0.327					
LAP	SECTOR 1	SECTOR 2	SECTOR 3	SECTOR 4	SECTOR 5	LAP TIME	MPH	DIFF	TIME OF DAY			
1-	OUTLAP	19.473	112.9	37.573	80.1	38.894	42.142	106.9				16:58:26.720
2-	35.563	18.843	114.3	35.181	86.5	37.764	41.788	109.6	2:49.139	78.05	8.172	17:01:15.859
3-	34.125	18.579	114.9	35.462	83.8	37.074	41.807	109.0	2:47.047	79.03	6.080	17:04:02.906
4-	34.353	18.569	115.1	36.033	86.7	37.341	41.484	108.7	2:47.780	78.68	6.813	17:06:50.686
5-	34.095	18.903	114.3	35.198	82.6	37.358	42.030	110.1	2:47.584	78.78	6.617	17:09:38.270
6-	32.870	18.227	115.9	34.491	79.8	36.616	40.563	110.1	2:42.767 (2)	81.11	1.800	17:12:21.037
7-	33.091	18.601	115.5	35.367	84.7	36.422	40.851	108.5	2:44.332 (3)	80.33	3.365	17:15:05.369
8-	33.441	18.661	115.1	34.430	84.2	36.566	41.248	110.3	2:44.346	80.33	3.379	17:17:49.715
9-	31.834	18.554	115.5	33.922	86.5	36.157	40.500	108.1	2:40.967 (1)	82.01		17:20:30.682

P47 25 AGP Johanna INNERFORS		Honda -										
IDEAL LAP TIME : 2:54.518		BEST LAP TIME : 2:54.892					DIFFERENCE : 0.374					
LAP	SECTOR 1	SECTOR 2	SECTOR 3	SECTOR 4	SECTOR 5	LAP TIME	MPH	DIFF	TIME OF DAY			
1-	OUTLAP	20.939	101.8	43.286	77.0	45.094	50.524	98.8				16:58:51.986
2-	40.211	20.542	106.3	43.921	74.0	45.233	50.662	96.5	3:20.569	65.82	25.677	17:02:12.555
3-	39.088	20.838	104.2	43.035	76.8	43.332	IN PIT		3:23.366 P	64.91	28.474	17:05:35.921
4-	OUTLAP	19.807	117.1	39.666	80.1	41.049	47.363	103.0	8:21.377	26.33	5:26.485	17:13:57.298
5-	36.612	19.383	117.3	39.195	83.3	40.379	45.723	107.4	3:01.292 (3)	72.82	6.400	17:16:58.590
6-	35.214	18.730	119.6	37.406	84.8	39.118	44.958	109.6	2:55.426 (2)	75.25	0.534	17:19:54.016
7-	34.794	19.104	116.3	37.393	85.9	38.714	44.887	108.7	2:54.892 (1)	75.48		17:22:48.908

Weather / Track : Cloudy / Dry

Silverstone GP

Circuit Length = 3.6673 miles

Start: 16:55 Flag 17:20 End: 17:23

MCRCB BULLETIN TK058**2016 MCE British Superbike Championship - Round 1****2016 HEL Performance British Motostar Moto 3 GP & ADAC NEC****QUALIFYING 1 - BEST SPEEDS**

POS	INTERMEDIATE 1		INTERMEDIATE 2		INTERMEDIATE 3		INTERMEDIATE 4		FINISH LINE	
	NO	NAME MPH	NO	NAME MPH	NO	NAME MPH	NO	NAME MPH	NO	NAME MPH
1			86	NESBITT 134.2	47	ARCHER 100.3			86	NESBITT 125.0
2			7	GEORGI 133.1	52	BOERBOOM 100.1			52	BOERBOOM 124.5
3			15	McMANUS 132.8	62	VALK 99.4			47	ARCHER 124.0
4			52	BOERBOOM 132.3	86	NESBITT 99.1			7	GEORGI 124.0
5			66	FRASER 132.1	7	GEORGI 98.2			15	McMANUS 123.3
6			21	KERR 131.8	35	LODGE 98.1			21	KERR 122.6
7			50	DUPASQUIER 131.0	65	OWENS 97.5			44	BEST 122.6
8			47	ARCHER 129.8	26	SAEZ 97.2			65	OWENS 122.2
9			28	HINDLE 129.5	152	KÖNIG 97.2			66	FRASER 121.5
10			54	BURMAN 129.5	23	LLEWELLYN 97.1			22	MENDE 121.5
11			26	SAEZ 129.0	2	BROUWERS 96.9			98	VRIES 120.8
12			19	VITS 128.8	49	FREITAG 96.9			50	DUPASQUIER 120.8
13			2	BROUWERS 128.5	12	RENDELL 96.8			26	SAEZ 120.6
14			44	BEST 128.5	128	KOOPMAN 96.8			35	LODGE 120.6
15			61	DUBBINK 128.5	44	BEST 96.5			28	HINDLE 120.4
16			65	OWENS 128.3	50	DUPASQUIER 96.4			2	BROUWERS 120.2
17			62	VALK 128.0	4	GEIGER 96.4			37	DUNNIK 120.2
18			42	SLOOTEN 127.8	98	VRIES 96.1			49	FREITAG 120.2
19			27	HODGE 127.5	79	CZICHOS 95.8			42	SLOOTEN 119.7
20			98	VRIES 127.5	57	ANTWEILER 95.5			27	HODGE 119.3
21			37	DUNNIK 127.3	21	KERR 95.4			62	VALK 119.3
22			49	FREITAG 127.0	99	CAMPBELL 95.4			61	DUBBINK 119.1
23			57	ANTWEILER 127.0	61	DUBBINK 95.4			41	ORGIS 119.1
24			35	LODGE 126.6	3	ERHARD 95.4			45	ORGIS 119.1
25			128	KOOPMAN 126.6	66	FRASER 95.3			57	ANTWEILER 119.1
26			12	RENDELL 126.3	30	COOK 95.0			79	CZICHOS 119.1
27			20	MARKLUND 126.3	69	BOOTH-AMOS 95.0			152	KÖNIG 119.1
28			152	KÖNIG 126.1	19	VITS 95.0			12	RENDELL 118.9
29			69	BOOTH-AMOS 125.9	42	SLOOTEN 95.0			13	KOFLER 118.9
30			99	CAMPBELL 125.9	36	KROEZE 94.6			69	BOOTH-AMOS 118.7
31			22	MENDE 125.9	41	ORGIS 94.6			128	KOOPMAN 118.7
32			79	CZICHOS 125.9	154	FALCK 94.6			30	COOK 118.2
33			13	KOFLER 125.6	45	ORGIS 94.5			19	VITS 118.0
34			30	COOK 125.2	13	KOFLER 94.3			36	KROEZE 118.0
35			45	ORGIS 124.9	37	DUNNIK 94.3			23	LLEWELLYN 117.6
36			36	KROEZE 124.5	22	MENDE 94.1			3	ERHARD 117.6
37			41	ORGIS 124.2	27	HODGE 93.9			4	GEIGER 116.8
38			3	ERHARD 124.0	54	BURMAN 93.9			20	MARKLUND 116.6
39			154	FALCK 124.0	121	MEGGLE 93.9			154	FALCK 116.6
40			23	LLEWELLYN 123.8	43	JESPERSEN 93.8			54	BURMAN 116.3
41			43	JESPERSEN 123.8	28	HINDLE 93.7			99	CAMPBELL 116.1
42			121	MEGGLE 123.8	11	UHRE 93.7			43	JESPERSEN 115.7
43			4	GEIGER 123.3	15	McMANUS 93.5			121	MEGGLE 115.1
44			25	INNERFORS 119.6	20	MARKLUND 90.9			11	UHRE 113.1
45			11	UHRE 119.4	48	POTTER 87.8			48	POTTER 111.2
46			48	POTTER 118.5	147	HOLE 86.7			147	HOLE 110.3
47			147	HOLE 115.9	25	INNERFORS 85.9			25	INNERFORS 109.6

Weather / Track : Cloudy / Dry

Silverstone GP

Circuit Length = 3.6673 miles

Start: 16:55 Flag 17:20 End: 17:23

Results can be found at www.tsl-timing.com

Printed - 17:24 Friday, 08 April 2016

MCRCB BULLETIN TK059

2016 MCE British Superbike Championship - Round 1

2016 HEL Performance British Motostar Moto 3 GP & ADAC NEC

QUALIFYING 1 - BEST SECTORS

SECTOR 1		SECTOR 2		SECTOR 3		SECTOR 4		SECTOR 5		IDEAL / BEST COMPARISON											
POS	NO	TIME	NO	TIME	NO	TIME	NO	TIME	NO	TIME	POS	NO	NAME	IDEAL	BEST	DIFF					
														PERFECT LAP	2:20.579						
1	2	BRO	27.526	86	NES	16.118	52	BOE	29.560	26	SAE	31.477	26	SAE	35.898	1	86	NESBITT	2:21.074	2:21.737	0.663
2	86	NES	27.590	7	GEO	16.362	62	VAL	29.587	86	NES	31.498	86	NES	36.208	2	26	SAEZ	2:21.298	2:21.688	0.390
3	26	SAE	27.752	52	BOE	16.373	86	NES	29.660	2	BRO	31.652	7	GEO	36.215	3	52	BOERBOOM	2:21.867	2:22.192	0.325
4	47	ARC	27.829	26	SAE	16.404	2	BRO	29.738	47	ARC	31.708	52	BOE	36.242	4	2	BROUWERS	2:22.101	2:22.545	0.444
5	62	VAL	27.850	47	ARC	16.406	26	SAE	29.767	62	VAL	31.744	65	OWE	36.444	5	47	ARCHER	2:22.358	2:22.431	0.073
6	52	BOE	27.873	65	OWE	16.533	65	OWE	29.841	12	REN	31.783	47	ARC	36.507	6	62	VALK	2:22.367	2:22.536	0.169
7	65	OWE	27.990	2	BRO	16.557	47	ARC	29.908	52	BOE	31.819	49	FRE	36.595	7	65	OWENS	2:22.794	2:23.415	0.621
8	12	REN	28.161	62	VAL	16.584	35	LOD	29.997	65	OWE	31.986	62	VAL	36.602	8	7	GEORGI	2:23.233	2:23.509	0.276
9	44	BES	28.175	44	BES	16.666	49	FRE	30.092	35	LOD	32.058	12	REN	36.607	9	12	RENDELL	2:23.567	2:23.567	0.000
10	49	FRE	28.258	35	LOD	16.720	7	GEO	30.257	152	KON	32.124	2	BRO	36.628	10	49	FREITAG	2:23.993	2:24.196	0.203
11	7	GEO	28.265	66	FRA	16.738	12	REN	30.258	7	GEO	32.134	44	BES	36.667	11	44	BEST	2:24.063	2:24.655	0.592
12	50	DUP	28.265	12	REN	16.758	128	KOO	30.293	44	BES	32.173	128	KOO	36.822	12	35	LODGE	2:24.414	2:24.414	0.000
13	35	LOD	28.589	21	KER	16.767	57	ANT	30.319	49	FRE	32.239	152	KON	36.921	13	152	KONIG	2:24.909	2:25.065	0.156
14	152	KON	28.605	45	ORG	16.786	152	KON	30.341	128	KOO	32.542	35	LOD	37.050	14	128	KOOPMAN	2:25.231	2:25.304	0.073
15	128	KOO	28.733	57	ANT	16.800	44	BES	30.382	42	SLO	32.659	42	SLO	37.089	15	50	DUPASQUIER	2:25.812	2:26.101	0.289
16	21	KER	28.753	49	FRE	16.809	42	SLO	30.616	121	MEG	32.755	50	DUP	37.108	16	57	ANTWEILER	2:26.146	2:26.449	0.303
17	98	VRI	28.766	128	KOO	16.841	50	DUP	30.647	36	KRO	32.799	21	KER	37.141	17	42	SLOOTEN	2:26.332	2:27.167	0.835
18	3	ERH	28.768	19	VIT	16.846	154	FAL	30.736	57	ANT	32.828	57	ANT	37.240	18	21	KERR	2:26.670	2:26.934	0.264
19	121	MEG	28.865	50	DUP	16.898	79	CZI	30.744	50	DUP	32.894	98	VRI	37.296	19	98	VRIES	2:26.804	2:27.471	0.667
20	57	ANT	28.959	42	SLO	16.904	3	ERH	30.776	19	VIT	32.902	23	LLE	37.470	20	19	VITS	2:27.262	2:27.799	0.537
21	19	VIT	29.023	152	KON	16.918	98	VRI	30.777	23	LLE	32.908	4	GEI	37.519	21	3	ERHARD	2:27.539	2:28.357	0.818
22	42	SLO	29.064	4	GEI	16.932	121	MEG	30.793	4	GEI	32.965	66	FRA	37.524	22	121	MEGGLE	2:27.546	2:28.036	0.490
23	4	GEI	29.184	98	VRI	16.958	22	MEN	30.798	98	VRI	33.007	36	KRO	37.607	23	4	GEIGER	2:27.609	2:28.108	0.499
24	69	BOO	29.193	28	HIN	16.969	23	LLE	30.848	21	KER	33.039	19	VIT	37.642	24	23	LLEWELLYN	2:27.625	2:28.072	0.447
25	37	DUN	29.194	22	MEN	17.001	19	VIT	30.849	154	FAL	33.046	79	CZI	37.683	25	79	CZICHOS	2:27.851	2:28.327	0.476
26	79	CZI	29.248	61	DUB	17.018	36	KRO	30.926	69	BOO	33.082	41	ORG	37.690	26	36	KROEZE	2:27.982	2:28.709	0.727
27	23	LLE	29.281	79	CZI	17.024	21	KER	30.970	3	ERH	33.109	37	DUN	37.721	27	66	FRASER	2:28.024	2:28.472	0.448
28	66	FRA	29.293	15	McM	17.031	4	GEI	31.009	45	ORG	33.143	3	ERH	37.787	28	154	FALCK	2:28.133	2:28.567	0.434
29	45	ORG	29.371	37	DUN	17.041	69	BOO	31.036	79	CZI	33.152	154	FAL	37.853	29	37	DUNNIK	2:28.210	2:28.989	0.779
30	154	FAL	29.374	99	CAM	17.049	37	DUN	31.095	37	DUN	33.159	22	MEN	37.854	30	69	BOOTH-AMOS	2:28.278	2:28.482	0.204
31	22	MEN	29.424	69	BOO	17.097	41	ORG	31.112	43	JES	33.214	69	BOO	37.870	31	22	MENDE	2:28.388	2:28.434	0.046
32	36	KRO	29.431	3	ERH	17.099	66	FRA	31.136	41	ORG	33.272	45	ORG	37.890	32	45	ORGIS	2:28.403	2:28.950	0.547
33	41	ORG	29.499	41	ORG	17.109	45	ORG	31.213	22	MEN	33.311	30	COO	37.895	33	41	ORGIS	2:28.682	2:29.604	0.922
34	99	CAM	29.566	23	LLE	17.118	30	COO	31.222	66	FRA	33.333	13	KOF	37.974	34	30	COOK	2:29.404	2:29.941	0.537
35	30	COO	29.731	154	FAL	17.124	43	JES	31.359	99	CAM	33.389	121	MEG	37.984	35	99	CAMPBELL	2:29.546	2:29.921	0.375
36	61	DUB	29.731	30	COO	17.132	13	KOF	31.423	61	DUB	33.410	99	CAM	38.111	36	61	DUBBINK	2:30.114	2:30.791	0.677
37	15	McM	29.769	121	MEG	17.149	99	CAM	31.431	11	UHR	33.417	61	DUB	38.117	37	43	JESPERSEN	2:30.138	2:32.413	2.275
38	13	KOF	29.794	27	HOD	17.191	11	UHR	31.439	30	COO	33.424	43	JES	38.257	38	13	KOFLER	2:30.284	2:30.694	0.410
39	11	UHR	29.834	43	JES	17.217	61	DUB	31.838	20	MAR	33.475	27	HOD	38.429	39	11	UHRE	2:30.797	2:31.179	0.382
40	27	HOD	29.974	36	KRO	17.219	20	MAR	31.841	27	HOD	33.621	15	McM	38.474	40	27	HODGE	2:31.285	2:31.825	0.540
41	43	JES	30.091	13	KOF	17.247	27	HOD	32.070	13	KOF	33.846	11	UHR	38.624	41	15	McMANUS	2:31.671	2:32.651	0.980
42	20	MAR	30.411	20	MAR	17.344	15	McM	32.298	15	McM	34.099	20	MAR	39.119	42	20	MARKLUND	2:32.190	2:34.045	1.855
43	28	HIN	31.014	11	UHR	17.483	28	HIN	32.471	54	BUR	34.837	28	HIN	39.272	43	28	HINDLE	2:34.709	2:34.709	0.000
44	54	BUR	31.191	54	BUR	17.590	54	BUR	33.315	28	HIN	34.983	54	BUR	39.768	44	54	BURMAN	2:36.701	2:37.216	0.515
45	147	HOL	31.834	48	POT	17.791	48	POT	33.784	48	POT	35.591	48	POT	40.268	45	48	POTTER	2:39.322	2:39.893	0.571
46	48	POT	31.888	147	HOL	18.227	147	HOL	33.922	147	HOL	36.157	147	HOL	40.500	46	147	HOLE	2:40.640	2:40.967	0.327
47	25	INN	34.794	25	INN	18.730	25	INN	37.393	25	INN	38.714	25	INN	44.887	47	25	INNERFORS	2:54.518	2:54.892	0.374

Silverstone GP

Circuit Length = 3.6673 miles

Start: 16:55 Flag 17:20 End: 17:23

Weather / Track : Cloudy / Dry

Results can be found at www.tsl-timing.com

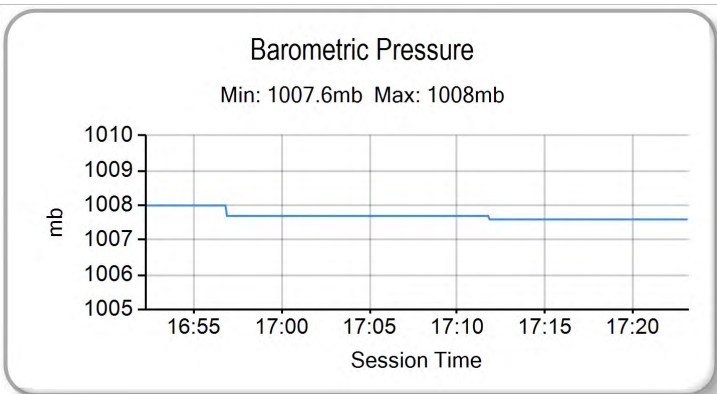
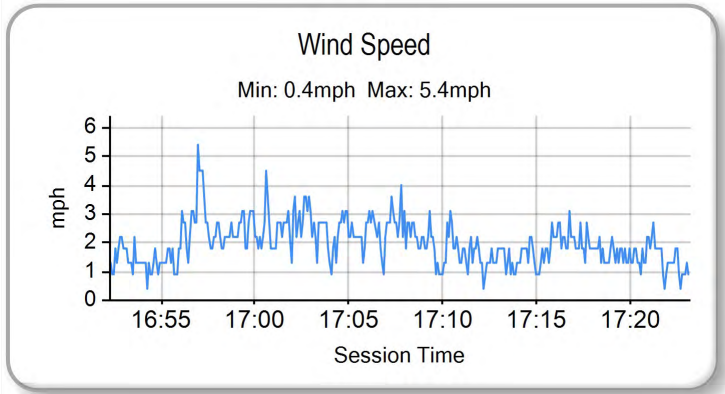
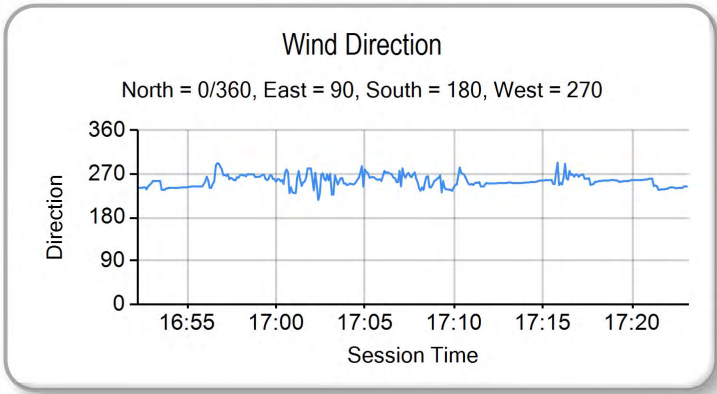
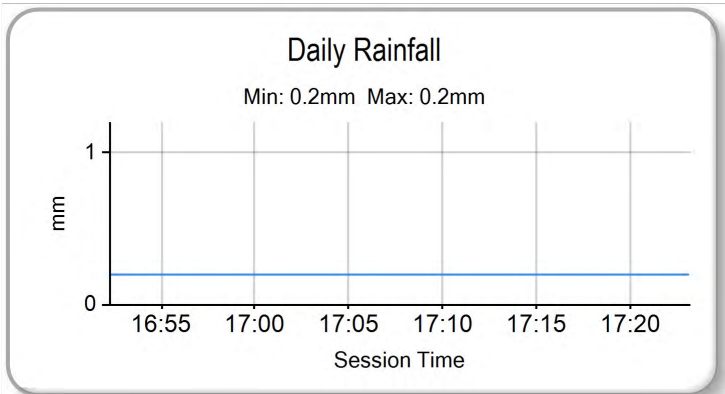
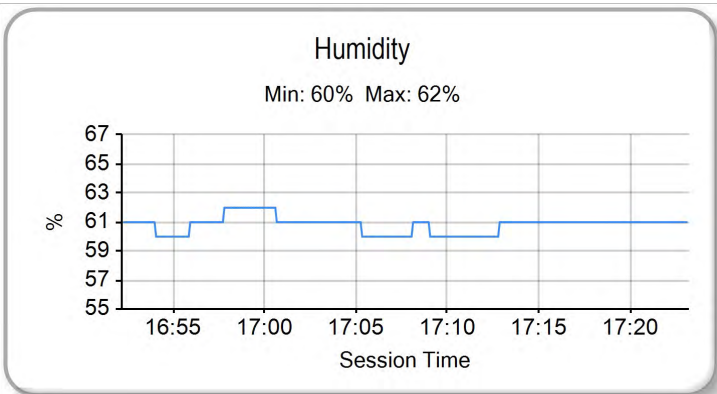
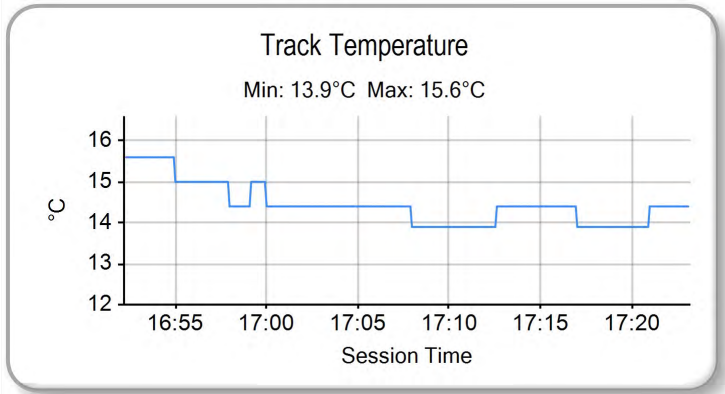
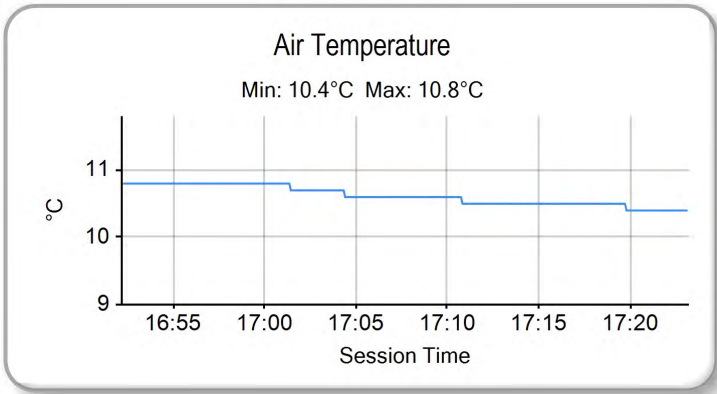
Printed - 17:25 Friday, 08 April 2016

MCRCB BULLETIN TK060

2016 MCE British Superbike Championship - Round 1

2016 HEL Performance British Motostar Moto 3 GP & ADAC NEC

QUALIFYING 1 - WEATHER CONDITIONS



Weather / Track : Cloudy / Dry

Results can be found at www.tsl-timing.com

Silverstone GP
Circuit Length = 3.6673 miles
Start: 16:55 Flag 17:20 End: 17:23

Printed - 17:25 Friday, 08 April 2016



POS	NO	CL	PIC NAME	NAT	ENTRY	FIRST		SECOND		GAP	DIFF
						TIME	LAPS	TIME	LAPS		
1	26		1 Dani SAEZ	ESP	Honda - GA Competition	2:21.688	10	2:41.815	9		
2	86		2 Charlie NESBITT	GBR	KTM - e3 motorsport / Redline KTM	2:21.737	10	2:49.233	9	0.049	0.049
3	52		3 Jorel BOERBOOM	NED	Kalex KTM - FPW Racing	2:22.192	11	2:41.942	11	0.504	0.455
4	47		4 Jake ARCHER	GBR	KTM FTR - City Lifting / RS Racing	2:22.431	10	2:43.027	11	0.743	0.239
5	62		5 Vasco van der VALK	NED	Honda - GA Competition / vasc062.nl	2:22.536	10	2:47.809	10	0.848	0.105
6	2		6 Mike BROUWERS	NED	Husqvarna - Joma / Brouwersracingteam	2:22.545	10	2:44.738	10	0.857	0.009
7	65		7 Josh OWENS	GBR	Kalex KTM - JPL racing	2:23.415	10	2:39.881	11	1.727	0.870
8	7	AGP	1 Tim GEORGI	GER	KTM - Freudenberg Racing Team	2:23.509	11	2:39.164	11	1.821	0.094
9	12		8 Edward RENDELL	GBR	Honda - Banks Racing	2:23.567	7	2:41.316	8	1.879	0.058
10	49	AS	1 Philipp FREITAG	GER	Honda - FKoch Rennsport & Hannes Allwardt	2:24.196	7	2:53.239	9	2.508	0.629
11	35		9 Elliot LODGE	GBR	Honda - Essential Team Racing / SP125	2:24.414	11	2:58.111	4	2.726	0.218
12	44		10 Edmund BEST	GBR	KTM - SymCirrus Motorsport	2:24.655	11	2:42.518	9	2.967	0.241
13	152	AS	2 Oliver KÖNIG	CZE	Honda -	2:25.065	10		1	3.377	0.410
14	128	AGP	2 Dennis KOOPMAN	NED	Honda - Herman van de Bunt	2:25.304	10	2:47.283	10	3.616	0.239
15	50	AGP	3 Jason DUPASQUIER	SWI	KTM - KTM Swiss Junior Team	2:26.101	9		1	4.413	0.797
16	57	AS	3 Manou ANTWEILER	GER	Honda -	2:26.449	9	2:53.556	9	4.761	0.348
17	21		11 Richard KERR	GBR	KTM - Bob Wylie Racing	2:26.934	10	2:41.808	11	5.246	0.485
18	42		12 Brian SLOOTEN	NED	Honda - Bakker Frame Racing	2:27.167	10	2:43.150	11	5.479	0.233
19	98		13 Tomas de VRIES	NED	Honda - DAT Racing	2:27.471	9	2:49.237	10	5.783	0.304
20	19	AS	4 Sasha de VITS	BEL	Honda - DV1 RacingTeam	2:27.799	10	2:47.390	10	6.111	0.328
21	121	AS	5 Matthias MEGGLE	GER	Honda - Dynavolt Intact GP Junior Team	2:28.036	10	2:47.527	9	6.348	0.237
22	23		14 Sam LEWELLYN	GBR	Honda - Mammoth Motorsport	2:28.072	10	2:48.683	10	6.384	0.036
23	4	AS	6 Dirk GEIGER	GER	Honda - Kiefer Racing	2:28.108	10	2:45.549	9	6.420	0.036
24	79	AS	7 Leon CZICHOS	GER	Honda - d-Store Hannover Racing	2:28.327	10	2:52.022	10	6.639	0.219
25	3	AS	8 Toni ERHARD	GER	Honda - Kiefer Racing	2:28.357	10	2:45.926	10	6.669	0.030
26	22	AS	9 Marie MENDE	GER	Honda - MM-Racing	2:28.434	10	2:47.329	11	6.746	0.077
27	66		15 Cameron FRASER	GBR	Kalex KTM - FPW Racing	2:28.472	10	2:49.113	10	6.784	0.038
28	69		16 Tom BOOTH-AMOS	GBR	Tigcraft - FAB Racing	2:28.482	9	2:42.627	10	6.794	0.010
29	154	AS	10 Lukas FALCK	DEN	Honda -	2:28.567	9	2:47.101	11	6.879	0.085
30	36	AS	11 Sander KROEZE	NED	Honda - Ernst Dubbink Eveno Racing	2:28.709	9	2:43.813	11	7.021	0.142
31	45	AS	12 Leon ORGIS	GER	Honda - Kiefer Racing	2:28.950	10	2:52.959	10	7.262	0.241
32	37	AS	13 Rick DUNNIK	NED	Honda - HD Racing	2:28.989	10	2:50.237	8	7.301	0.039
33	41	AS	14 Kevin ORGIS	GER	Honda - Kiefer Racing	2:29.604	10		0	7.916	0.615
34	99		17 Stephen CAMPBELL	GBR	Honda - Campbell Racing	2:29.921	10	2:46.769	10	8.233	0.317
35	30		18 Max COOK	GBR	Repli-Cast - Repli-Cast UK Racing	2:29.941	10	2:47.408	10	8.253	0.020
36	13	AGP	4 Maximilian KOFLER	AUT	KTM - MSV Schwanenstadt	2:30.694	10	2:47.975	10	9.006	0.753
37	61	AGP	5 Ernst DUBBINK	NED	Honda - Ernst Dubbink Eveno Racing	2:30.791	10	2:55.125	10	9.103	0.097
38	11	AS	15 Lotte UHRE	DEN	Honda -	2:31.179	10	2:53.579	8	9.491	0.388
39	27		19 Josh HODGE	GBR	KTM - Road and Race Performance	2:31.825	10	2:48.836	10	10.137	0.646
40	43	AS	16 Simon JESPERSEN	DEN	Honda -	2:32.413	3	2:57.109	5	10.725	0.588
41	15		20 Eugene McMANUS	GBR	KTM - CD / IC Racing	2:32.651	9	2:55.920	2	10.963	0.238
42	20		21 Joel MARKLUND	NED	Honda - Marklund Solutions / SP125	2:34.045	5	2:50.781	10	12.357	1.394
43	28		22 Lee HINDLE	GBR	KTM - JH Motorsport	2:34.709	8	2:45.049	10	13.021	0.664
44	54		23 Sam BURMAN	GBR	KTM - TeamWNT / Burman Racing	2:37.216	10	2:53.799	10	15.528	2.507
45	48		24 Ewan POTTER	GBR	Honda -	2:39.893	9		0	18.205	2.677
46	147	AS	17 Phillip HOLE	DEN	Honda - 3S ApS	2:40.967	9	3:00.127	10	19.279	1.074
47	25	AGP	6 Johanna INNERFORS	SWE	Honda -	2:54.892	7	3:03.676	10	33.204	13.925

Silverstone GP

Circuit Length = 3.6673 miles

Start: 09:30 Flag 10:00 End: 10:03

Weather / Track : Cloudy / Wet

These results are provisional until the conclusion of any judicial and technical matters.

Race Director :	Stewards :	Timekeeper :

Results can be found at www.britishsuperbike.com

Printed - 10:04 Saturday, 09 April 2016

QUALIFYING 2 - CLASSIFICATION



POS	NO	CL	PIC NAME	NAT	ENTRY	TIME	ON	LAPS	GAP	DIFF	MPH
1	7	AGP	1 Tim GEORGI	GER	KTM - Freudenberg Racing Team	2:39.164	11	11			82.94
2	65		1 Josh OWENS	GBR	Kalex KTM - JPL racing	2:39.881	10	11	0.717	0.717	82.57
3	12		2 Edward RENDELL	GBR	Honda - Banks Racing	2:41.316	7	8	2.152	1.435	81.84
4	21		3 Richard KERR	GBR	KTM - Bob Wylie Racing	2:41.808	11	11	2.644	0.492	81.59
5	26		4 Dani SAEZ	ESP	Honda - GA Competition	2:41.815	9	9	2.651	0.007	81.58
6	52		5 Jorel BOERBOOM	NED	Kalex KTM - FPW Racing	2:41.942	11	11	2.778	0.127	81.52
7	44		6 Edmund BEST	GBR	KTM - SymCirrus Motorsport	2:42.518	8	9	3.354	0.576	81.23
8	69		7 Tom BOOTH-AMOS	GBR	Tigcraft - FAB Racing	2:42.627	8	10	3.463	0.109	81.18
9	47		8 Jake ARCHER	GBR	KTM FTR - City Lifting / RS Racing	2:43.027	10	11	3.863	0.400	80.98
10	42		9 Brian SLOOTEN	NED	Honda - Bakker Frame Racing	2:43.150	10	11	3.986	0.123	80.92
11	36	AS	1 Sander KROEZE	NED	Honda - Ernst Dubbink Eveno Racing	2:43.813	11	11	4.649	0.663	80.59
12	2		10 Mike BROUWERS	NED	Husqvarna - Joma / Brouwersracingteam	2:44.738	6	10	5.574	0.925	80.14
13	28		11 Lee HINDLE	GBR	KTM - JH Motorsport	2:45.049	10	10	5.885	0.311	79.99
14	4	AS	2 Dirk GEIGER	GER	Honda - Kiefer Racing	2:45.549	7	9	6.385	0.500	79.74
15	3	AS	3 Toni ERHARD	GER	Honda - Kiefer Racing	2:45.926	10	10	6.762	0.377	79.56
16	99		12 Stephen CAMPBELL	GBR	Honda - Campbell Racing	2:46.769	10	10	7.605	0.843	79.16
17	154	AS	4 Lukas FALCK	DEN	Honda -	2:47.101	10	11	7.937	0.332	79.00
18	128	AGP	2 Dennis KOOPMAN	NED	Honda - Herman van de Bunt	2:47.283	10	10	8.119	0.182	78.92
19	22	AS	5 Marie MENDE	GER	Honda - MM-Racing	2:47.329	11	11	8.165	0.046	78.90
20	19	AS	6 Sasha de VITS	BEL	Honda - DV1 RacingTeam	2:47.390	10	10	8.226	0.061	78.87
21	30		13 Max COOK	GBR	Repli-Cast - Repli-Cast UK Racing	2:47.408	10	10	8.244	0.018	78.86
22	121	AS	7 Matthias MEGGLE	GER	Honda - Dynavolt Intact GP Junior Team	2:47.527	8	9	8.363	0.119	78.80
23	62		14 Vasco van der VALK	NED	Honda - GA Competition / vasco62.nl	2:47.809	10	10	8.645	0.282	78.67
24	13	AGP	3 Maximilian KOFLER	AUT	KTM - MSV Schwanenstadt	2:47.975	8	10	8.811	0.166	78.59
25	23		15 Sam LLEWELLYN	GBR	Honda - Mammoth Motorsport	2:48.683	10	10	9.519	0.708	78.26
26	27		16 Josh HODGE	GBR	KTM - Road and Race Performance	2:48.836	10	10	9.672	0.153	78.19
27	66		17 Cameron FRASER	GBR	Kalex KTM - FPW Racing	2:49.113	10	10	9.949	0.277	78.06
28	86		18 Charlie NESBITT	GBR	KTM - e3 motorsport / Redline KTM	2:49.233	8	9	10.069	0.120	78.01
29	98		19 Tomas de VRIES	NED	Honda - DAT Racing	2:49.237	10	10	10.073	0.004	78.01
30	37	AS	8 Rick DUNNIK	NED	Honda - HD Racing	2:50.237	7	8	11.073	1.000	77.55
31	20		20 Joel MARKLUND	NED	Honda - Marklund Solutions / SP125	2:50.781	10	10	11.617	0.544	77.30
32	79	AS	9 Leon CZICHOS	GER	Honda - d-Store Hannover Racing	2:52.022	10	10	12.858	1.241	76.74
33	45	AS	10 Leon ORGIS	GER	Honda - Kiefer Racing	2:52.959	10	10	13.795	0.937	76.33
34	49	AS	11 Philipp FREITAG	GER	Honda - FKoch Rennsport & Hannes Allwardt	2:53.239	8	9	14.075	0.280	76.20
35	57	AS	12 Manou ANTWEILER	GER	Honda -	2:53.556	9	9	14.392	0.317	76.06
36	11	AS	13 Lotte UHRE	DEN	Honda -	2:53.579	7	8	14.415	0.023	76.05
37	54		21 Sam BURMAN	GBR	KTM - TeamWNT / Burman Racing	2:53.799	10	10	14.635	0.220	75.96
38	61	AGP	4 Ernst DUBBINK	NED	Honda - Ernst Dubbink Eveno Racing	2:55.125	10	10	15.961	1.326	75.38
39	15		22 Eugene McMANUS	GBR	KTM - CD / IC Racing	2:55.920	2	2	16.756	0.795	75.04
40	43	AS	14 Simon JESPERSEN	DEN	Honda -	2:57.109	5	5	17.945	1.189	74.54
41	35		23 Elliot LODGE	GBR	Honda - Essential Team Racing / SP125	2:58.111	3	4	18.947	1.002	74.12
42	147	AS	15 Phillip HOLE	DEN	Honda - 3S ApS	3:00.127	7	10	20.963	2.016	73.29
43	25	AGP	5 Johanna INNERFORS	SWE	Honda -	3:03.676	10	10	24.512	3.549	71.87
44	50	AGP	6 Jason DUPASQUIER	SWI	KTM - KTM Swiss Junior Team			1			
45	152	AS	16 Oliver KÖNIG	CZE	Honda -			1			
46	48		24 Ewan POTTER	GBR	Honda -			0			
47	41	AS	17 Kevin ORGIS	GER	Honda - Kiefer Racing			0			

Silverstone GP

Circuit Length = 3.6673 miles

Start: 09:30 Flag 10:00 End: 10:03

Weather / Track : Cloudy / Wet

These results are provisional until the conclusion of any judicial and technical matters.

Race Director :	Stewards :	Timekeeper :
-----------------	------------	--------------

Results can be found at www.britishsuperbike.com

Printed - 10:06 Saturday, 09 April 2016

MCRCB BULLETIN TK088

2016 MCE British Superbike Championship - Round 1

2016 HEL Performance British Motostar Moto 3 GP & ADAC NEC

QUALIFYING 2 - SECTOR ANALYSIS

SECTOR 1 = FL to I1, SECTOR 2 = I1 to I2, SECTOR 3 = I2 to I3, SECTOR 4 = I3 to I4, SECTOR 5 = I4 to FL, DIFF = Difference To Personal Best Lap

P1		7 AGP		Tim GEORGI		KTM - Freudenberg Racing Team						
IDEAL LAP TIME : 2:38.548		BEST LAP TIME : 2:39.164		DIFFERENCE : 0.616								
LAP	SECTOR 1	SECTOR 2	SECTOR 3	SECTOR 4	SECTOR 5	LAP TIME	MPH	DIFF	TIME OF DAY			
1-	OUTLAP	20.745	108.0	39.840	79.5	40.776	43.457	108.8		09:33:08.326		
2-	34.346	18.619	127.5	37.591	84.5	39.350	41.967	113.5	2:51.873	76.81	12.709	09:36:00.199
3-	33.162	18.590	131.0	35.934	85.7	37.739	40.868	114.9	2:46.293	79.39	7.129	09:38:46.492
4-	32.450	18.033	132.3	35.725	86.2	37.416	41.409	112.2	2:45.033	79.99	5.869	09:41:31.525
5-	32.239	18.270	131.8	35.428	86.5	36.874	40.859	114.1	2:43.670	80.66	4.506	09:44:15.195
6-	32.122	18.075	131.5	35.380	87.4	37.097	40.460	110.3	2:43.134	80.92	3.970	09:46:58.329
7-	31.826	17.963	132.1	35.011	88.4	36.916	41.125	113.3	2:42.841	81.07	3.677	09:49:41.170
8-	31.840	17.747	132.1	34.872	88.6	36.576	39.825	116.1	2:40.860 (3)	82.07	1.696	09:52:22.030
9-	31.490	17.899	133.6	34.853	88.8	37.105	39.600	115.1	2:40.947	82.02	1.783	09:55:02.977
10-	31.548	17.634	133.1	33.985	88.7	36.121	40.383	116.3	2:39.671 (2)	82.68	0.507	09:57:42.648
11-	31.277	17.640	133.4	34.515	85.7	36.201	39.531	116.3	2:39.164 (1)	82.94		10:00:21.812

P2		65		Josh OWENS		Kalex KTM - JPL racing						
IDEAL LAP TIME : 2:39.700		BEST LAP TIME : 2:39.881		DIFFERENCE : 0.181								
LAP	SECTOR 1	SECTOR 2	SECTOR 3	SECTOR 4	SECTOR 5	LAP TIME	MPH	DIFF	TIME OF DAY			
1-	OUTLAP	20.169	117.1	43.934	75.3	42.099	45.472	109.9				09:33:41.253
2-	34.169	19.163	123.3	38.364	82.2	39.927	43.732	112.4	2:55.355	75.28	15.474	09:36:36.608
3-	33.090	18.658	124.9	36.800	83.4	38.755	43.079	112.0	2:50.382	77.48	10.501	09:39:26.990
4-	32.704	18.610	124.5	36.733	83.4	38.408	42.226	113.5	2:48.681	78.26	8.800	09:42:15.671
5-	32.742	18.686	125.6	36.017	87.4	37.368	41.182	116.1	2:45.995	79.53	6.114	09:45:01.666
6-	31.878	18.280	124.9	36.549	81.9	37.314	41.488	115.7	2:45.509	79.76	5.628	09:47:47.175
7-	31.717	18.193	125.2	35.253	88.3	36.750	41.357	114.7	2:43.270	80.86	3.389	09:50:30.445
8-	31.564	18.124	124.7	34.774	86.2	36.406	40.739	115.5	2:41.607 (3)	81.69	1.726	09:53:12.052
9-	31.408	18.302	125.9	34.602	85.0	36.647	40.827	116.1	2:41.786	81.60	1.905	09:55:53.838
10-	31.073	17.852	126.6	34.130	89.0	36.112	40.714	115.1	2:39.881 (1)	82.57		09:58:33.719
11-	30.945	18.679	119.1	34.800	87.1	36.059	41.023	113.7	2:41.506 (2)	81.74	1.625	10:01:15.225

P3		12		Edward RENDELL		Honda - Banks Racing						
IDEAL LAP TIME : 2:41.242		BEST LAP TIME : 2:41.316		DIFFERENCE : 0.074								
LAP	SECTOR 1	SECTOR 2	SECTOR 3	SECTOR 4	SECTOR 5	LAP TIME	MPH	DIFF	TIME OF DAY			
1-	OUTLAP	21.089	97.2	39.394	79.5	40.585	IN PIT			P		09:34:39.343
2-	OUTLAP	19.115	121.3	36.354	82.4	38.358	43.046	112.8	4:31.383	48.64	1:50.067	09:39:10.726
3-	32.522	18.145	123.3	35.156	84.0	38.277	41.930	111.2	2:46.030	79.51	4.714	09:41:56.756
4-	31.955	18.301	121.7	35.048	85.8	37.293	41.882	112.2	2:44.479	80.26	3.163	09:44:41.235
5-	32.302	18.193	122.4	34.932	85.3	36.663	41.762	112.9	2:43.852 (3)	80.57	2.536	09:47:25.087
6-	31.455	17.954	123.3	35.688	82.6	36.815	41.229	112.4	2:43.141 (2)	80.92	1.825	09:50:08.228
7-	31.248	17.970	122.0	34.541	87.4	36.328	41.229	112.9	2:41.316 (1)	81.84		09:52:49.544
8-	31.374	18.279	120.4	34.483	82.9	38.106	IN PIT		2:50.429 P	77.46	9.113	09:55:39.973

P4		21		Richard KERR		KTM - Bob Wylie Racing						
IDEAL LAP TIME : 2:40.794		BEST LAP TIME : 2:41.808		DIFFERENCE : 1.014								
LAP	SECTOR 1	SECTOR 2	SECTOR 3	SECTOR 4	SECTOR 5	LAP TIME	MPH	DIFF	TIME OF DAY			
1-		20.409	114.7	40.529	77.6	43.079	45.508	109.0				09:33:05.916
2-	34.492	19.167	124.7	38.606	81.9	39.770	44.308	112.4	2:56.343	74.86	14.535	09:36:02.259
3-	33.794	19.000	126.8	38.638	81.9	39.176	43.757	112.6	2:54.365	75.71	12.557	09:38:56.624
4-	33.129	18.795	126.8	36.145	82.7	38.688	42.973	108.3	2:49.730	77.78	7.922	09:41:46.354
5-	32.787	18.587	125.4	35.575	83.3	37.687	41.767	112.6	2:46.403	79.33	4.595	09:44:32.757
6-	32.459	18.631	125.2	35.354	84.4	38.417	48.241	117.2	2:53.102	76.26	11.294	09:47:25.859
7-	32.043	18.386	125.9	37.091	79.6	37.934	41.669	112.9	2:47.123	78.99	5.315	09:50:12.982
8-	32.043	18.535	127.0	35.323	88.1	37.748	41.414	114.3	2:45.063	79.98	3.255	09:52:58.045
9-	31.773	18.109	127.3	34.782	87.0	36.937	40.961	115.9	2:42.562 (3)	81.21	0.754	09:55:40.607
10-	31.743	18.610	126.6	34.563	85.9	36.892	40.432	119.3	2:42.240 (2)	81.37	0.432	09:58:22.847
11-	31.207	18.053	128.3	35.185	82.4	36.539	40.824	114.1	2:41.808 (1)	81.59		10:01:04.655

Silverstone GP

Circuit Length = 3.6673 miles

Start: 09:30 Flag 10:00 End: 10:03

Weather / Track : Cloudy / Wet

MCRCB BULLETIN TK088

2016 MCE British Superbike Championship - Round 1

2016 HEL Performance British Motostar Moto 3 GP & ADAC NEC

QUALIFYING 2 - SECTOR ANALYSIS

SECTOR 1 = FL to I1, SECTOR 2 = I1 to I2, SECTOR 3 = I2 to I3, SECTOR 4 = I3 to I4, SECTOR 5 = I4 to FL, DIFF = Difference To Personal Best Lap

P5 26 Dani SAEZ		Honda - GA Competition										
IDEAL LAP TIME : 2:41.815		BEST LAP TIME : 2:41.815					DIFFERENCE : 0.000					
LAP	SECTOR 1	SECTOR 2	SECTOR 3	SECTOR 4	SECTOR 5	LAP TIME	MPH	DIFF	TIME OF DAY			
1-	OUTLAP	19.895	122.6	40.071	82.2	40.510	44.302	104.2		09:33:28.288		
2-	34.609	18.480	127.5	37.771	79.9	37.774	42.878	112.9	2:51.512	76.97	9.697	09:36:19.800
3-	32.647	18.362	126.6	36.178	87.0	38.183	43.142	100.2	2:48.512	78.34	6.697	09:39:08.312
4-	36.718	18.955	114.9	41.906	69.9	40.566	IN PIT		3:09.818 P	69.55	28.003	09:42:18.130
5-	OUTLAP	22.586	91.8	41.773	77.2	39.050	43.298	106.0	8:40.122	25.38	5:58.307	09:50:58.252
6-	34.259	18.689	125.4	36.097	84.6	37.858	42.097	109.0	2:49.000	78.12	7.185	09:53:47.252
7-	32.980	18.417	125.9	35.540	85.1	36.973	41.767	106.5	2:45.677 (3)	79.68	3.862	09:56:32.929
8-	32.142	18.331	127.0	35.070	86.7	36.885	41.487	109.6	2:43.915 (2)	80.54	2.100	09:59:16.844
9-	31.758	18.033	126.6	34.570	87.7	36.300	41.154	113.5	2:41.815 (1)	81.58		10:01:58.659

P6 52 Jorel BOERBOOM		Kalex KTM - FPW Racing										
IDEAL LAP TIME : 2:41.397		BEST LAP TIME : 2:41.942					DIFFERENCE : 0.545					
LAP	SECTOR 1	SECTOR 2	SECTOR 3	SECTOR 4	SECTOR 5	LAP TIME	MPH	DIFF	TIME OF DAY			
1-	OUTLAP	20.566	123.1	40.453	74.3	43.102	46.293	108.1				09:33:06.493
2-	34.578	19.370	126.8	38.380	81.5	40.219	43.573	112.2	2:56.120	74.96	14.178	09:36:02.613
3-	33.817	18.903	128.8	36.823	84.3	39.083	42.752	112.8	2:51.378	77.03	9.436	09:38:53.991
4-	33.123	18.704	128.5	36.221	84.0	38.440	41.650	112.9	2:48.138	78.52	6.196	09:41:42.129
5-	32.727	18.652	128.0	35.190	87.0	37.820	41.752	113.1	2:46.141	79.46	4.199	09:44:28.270
6-	32.178	18.369	130.0	34.346	84.4	37.514	41.619	114.7	2:44.026	80.48	2.084	09:47:12.296
7-	32.055	18.497	128.0	35.041	85.4	37.133	40.749	114.7	2:43.475	80.76	1.533	09:49:55.771
8-	31.687	18.195	129.0	34.352	84.9	37.164	40.863	117.6	2:42.261 (3)	81.36	0.319	09:52:38.032
9-	31.911	18.281	128.0	34.971	82.0	37.594	41.816	113.9	2:44.573	80.22	2.631	09:55:22.605
10-	31.938	18.090	130.5	34.518	88.5	36.686	41.010	115.3	2:42.242 (2)	81.37	0.300	09:58:04.847
11-	31.608	18.008	131.0	34.539	86.5	36.942	40.845	115.3	2:41.942 (1)	81.52		10:00:46.789

P7 44 Edmund BEST		KTM - SymCirrus Motorsport										
IDEAL LAP TIME : 2:41.904		BEST LAP TIME : 2:42.518					DIFFERENCE : 0.614					
LAP	SECTOR 1	SECTOR 2	SECTOR 3	SECTOR 4	SECTOR 5	LAP TIME	MPH	DIFF	TIME OF DAY			
1-	OUTLAP	19.760	122.2	39.837	78.3	41.968	45.570	108.7				09:33:07.462
2-	33.889	19.598	124.9	38.405	81.2	39.148	43.355	108.7	2:54.395	75.70	11.877	09:36:01.857
3-	33.303	18.929	124.5	37.205	79.8	38.617	42.150	113.3	2:50.204	77.56	7.686	09:38:52.061
4-	32.474	18.424	124.5	37.349	79.7	38.761	41.681	113.3	2:48.689	78.26	6.171	09:41:40.750
5-	32.250	18.477	124.5	35.803	85.2	37.277	40.969	113.5	2:44.776 (3)	80.12	2.258	09:44:25.526
6-	32.271	18.468	124.5	35.048	84.5	36.995	41.707	111.8	2:44.489 (2)	80.26	1.971	09:47:10.015
7-	32.465	18.360	124.2	35.334	77.2	37.869	41.089	112.2	2:45.117	79.95	2.599	09:49:55.132
8-	31.371	18.042	124.2	34.527	81.2	37.192	41.386	113.5	2:42.518 (1)	81.23		09:52:37.650
9-	31.389	18.605	124.5	35.830	84.7	37.538	IN PIT		2:57.961 P	74.18	15.443	09:55:35.611

P8 69 Tom BOOTH-AMOS		Tigcraft - FAB Racing										
IDEAL LAP TIME : 2:42.215		BEST LAP TIME : 2:42.627					DIFFERENCE : 0.412					
LAP	SECTOR 1	SECTOR 2	SECTOR 3	SECTOR 4	SECTOR 5	LAP TIME	MPH	DIFF	TIME OF DAY			
1-	OUTLAP	19.797	117.1	38.824	82.5	40.337	IN PIT			P		09:33:22.931
2-	OUTLAP	18.936	120.4	37.589	80.5	38.650	43.244	110.7	4:10.125	52.78	1:27.498	09:37:33.056
3-	32.362	18.611	120.4	35.177	83.6	37.762	42.399	112.6	2:46.311	79.38	3.684	09:40:19.367
4-	32.467	19.083	121.3	35.321	85.9	37.466	41.936	112.6	2:46.273	79.40	3.646	09:43:05.640
5-	33.481	18.483	121.3	34.681	87.0	37.091	41.626	112.4	2:45.362	79.83	2.735	09:45:51.002
6-	32.080	18.433	119.8	34.745	86.9	36.665	41.104	115.1	2:43.027 (3)	80.98	0.400	09:48:34.029
7-	32.114	18.398	120.0	34.418	86.7	36.755	41.325	112.9	2:43.010 (2)	80.99	0.383	09:51:17.039
8-	31.697	18.356	119.8	34.393	86.3	37.029	41.152	112.9	2:42.627 (1)	81.18		09:53:59.666
9-	34.029	18.740	118.5	36.365	85.2	38.797	IN PIT		2:59.091 P	73.71	16.464	09:56:58.757
10-	OUTLAP	20.075	117.7	34.949	85.0	37.387	42.321	111.6	4:02.813	54.37	1:20.186	10:01:01.570

P9 47 Jake ARCHER		KTM FTR - City Lifting / RS Racing										
IDEAL LAP TIME : 2:41.757		BEST LAP TIME : 2:43.027					DIFFERENCE : 1.270					
LAP	SECTOR 1	SECTOR 2	SECTOR 3	SECTOR 4	SECTOR 5	LAP TIME	MPH	DIFF	TIME OF DAY			
1-	OUTLAP	20.039	106.5	40.621	84.9	40.025	44.147	110.7				09:33:14.400

Weather / Track : Cloudy / Wet

Silverstone GP
Circuit Length = 3.6673 miles
Start: 09:30 Flag 10:00 End: 10:03

MCRCB BULLETIN TK088

2016 MCE British Superbike Championship - Round 1

2016 HEL Performance British Motostar Moto 3 GP & ADAC NEC

QUALIFYING 2 - SECTOR ANALYSIS

SECTOR 1 = FL to I1, SECTOR 2 = I1 to I2, SECTOR 3 = I2 to I3, SECTOR 4 = I3 to I4, SECTOR 5 = I4 to FL, DIFF = Difference To Personal Best Lap

2-	34.205	18.773	116.9	37.876	86.3	39.200	43.543	112.4	2:53.597	76.05	10.570	09:36:07.997
3-	33.589	18.472	124.5	37.737	85.1	39.306	43.372	114.3	2:52.476	76.54	9.449	09:39:00.473
4-	32.783	18.220	126.1	36.099	86.5	38.599	42.773	114.3	2:48.474	78.36	5.447	09:41:48.947
5-	33.282	18.426	126.6	36.224	86.7	37.900	42.319	115.7	2:48.151	78.51	5.124	09:44:37.098
6-	32.587	18.270	127.3	35.821	86.3	37.327	42.222	116.6	2:46.227	79.42	3.200	09:47:23.325
7-	32.119	17.982	128.3	37.539	87.1	38.280	42.032	117.6	2:47.952	78.60	4.925	09:50:11.277
8-	32.378	17.931	127.3	35.160	87.4	36.971	41.943	117.0	2:44.383	80.31	1.356	09:52:55.660
9-	31.541	18.086	127.5	34.771	85.4	37.241	41.663	115.9	2:43.302 (3)	80.84	0.275	09:55:38.962
10-	31.721	18.070	127.0	34.828	83.1	37.157	41.251	116.6	2:43.027 (1)	80.98		09:58:21.989
11-	31.558	17.961	127.3	36.117	84.7	36.767	40.747	117.6	2:43.150 (2)	80.92	0.123	10:01:05.139

P10	42	Brian SLOOTEN	Honda - Bakker Frame Racing									
IDEAL LAP TIME : 2:42.470		BEST LAP TIME : 2:43.150		DIFFERENCE : 0.680								
LAP	SECTOR 1	SECTOR 2	SECTOR 3	SECTOR 4	SECTOR 5	LAP TIME	MPH	DIFF	TIME OF DAY			
1-	OUTLAP	20.365	118.7	39.947	78.9	42.005	45.330	105.3		09:33:07.373		
2-	34.759	19.301	122.4	38.271	81.5	39.839	43.725	107.2	2:55.895	75.05	12.745	09:36:03.268
3-	33.631	18.705	126.8	38.521	77.6	39.477	43.126	106.9	2:53.460	76.11	10.310	09:38:56.728
4-	33.370	18.700	125.6	36.046	82.4	38.957	43.290	102.7	2:50.363	77.49	7.213	09:41:47.091
5-	33.596	18.520	123.1	35.423	85.4	38.097	42.305	110.3	2:47.941	78.61	4.791	09:44:35.032
6-	32.929	18.697	122.6	35.313	85.1	37.616	42.397	111.0	2:46.952	79.07	3.802	09:47:21.984
7-	32.646	18.709	122.4	37.157	82.9	37.997	41.750	112.6	2:48.259	78.46	5.109	09:50:10.243
8-	33.027	18.470	122.9	35.345	85.5	37.676	41.454	113.3	2:45.972	79.54	2.822	09:52:56.215
9-	32.221	18.344	124.9	34.716	83.5	36.995	41.050	113.7	2:43.326 (2)	80.83	0.176	09:55:39.541
10-	32.138	18.279	126.1	34.933	81.3	36.817	40.983	112.6	2:43.150 (1)	80.92		09:58:22.691
11-	32.023	18.030	126.6	36.416	83.3	36.920	40.884	111.0	2:44.273 (3)	80.36	1.123	10:01:06.964

P11	36 AS	Sander KROEZE	Honda - Ernst Dubbink Eveno Racing									
IDEAL LAP TIME : 2:43.652		BEST LAP TIME : 2:43.813		DIFFERENCE : 0.161								
LAP	SECTOR 1	SECTOR 2	SECTOR 3	SECTOR 4	SECTOR 5	LAP TIME	MPH	DIFF	TIME OF DAY			
1-	OUTLAP	20.415	100.7	42.418	76.3	41.746	45.614	109.2		09:33:20.120		
2-	35.773	19.607	116.1	38.385	82.7	39.581	42.860	112.2	2:56.206	74.92	12.393	09:36:16.326
3-	33.837	19.210	120.4	37.141	85.1	39.227	42.556	112.6	2:51.971	76.77	8.158	09:39:08.297
4-	33.670	18.878	122.9	36.451	82.4	38.611	42.809	113.3	2:50.419	77.47	6.606	09:41:58.716
5-	33.556	18.820	122.0	36.153	84.9	37.937	42.816	113.3	2:49.282	77.99	5.469	09:44:47.998
6-	33.553	18.970	121.5	36.005	83.9	38.694	42.454	113.1	2:49.676	77.80	5.863	09:47:37.674
7-	33.339	18.949	121.7	36.476	83.4	37.730	42.221	109.9	2:48.715 (3)	78.25	4.902	09:50:26.389
8-	33.226	18.763	121.3	37.469	71.6	44.477	IN PIT		3:03.279 P	72.03	19.466	09:53:29.668
9-	OUTLAP	18.860	121.3	36.073	85.7	37.466	42.067	112.8	3:30.999	62.57	47.186	09:57:00.667
10-	33.054	18.675	122.0	35.566	85.3	37.263	41.699	113.3	2:46.257 (2)	79.40	2.444	09:59:46.924
11-	32.047	18.386	123.3	34.628	85.5	37.424	41.328	115.1	2:43.813 (1)	80.59		10:02:30.737

P12	2	Mike BROUWERS	Husqvarna - Joma / Brouwersracingteam									
IDEAL LAP TIME : 2:44.343		BEST LAP TIME : 2:44.738		DIFFERENCE : 0.395								
LAP	SECTOR 1	SECTOR 2	SECTOR 3	SECTOR 4	SECTOR 5	LAP TIME	MPH	DIFF	TIME OF DAY			
1-	OUTLAP	21.427	114.1	40.606	72.5	42.317	46.054	106.4		09:34:03.779		
2-	34.046	19.353	119.6	38.927	78.5	39.068	44.339	108.3	2:55.733	75.12	10.995	09:36:59.512
3-	34.901	19.261	119.4	37.192	80.5	38.962	43.877	104.3	2:54.193	75.79	9.455	09:39:53.705
4-	32.846	19.032	115.5	36.766	81.4	38.697	43.153	110.3	2:50.494	77.43	5.756	09:42:44.199
5-	32.662	18.883	117.3	35.809	82.2	37.047	42.242	110.7	2:46.643	79.22	1.905	09:45:30.842
6-	31.619	18.736	116.1	35.624	83.2	36.913	41.846	112.0	2:44.738 (1)	80.14		09:48:15.580
7-	31.481	18.749	114.1	35.745	81.8	36.948	41.967	110.1	2:44.890 (2)	80.06	0.152	09:51:00.470
8-	32.200	19.403	115.5	36.838	76.0	41.997	IN PIT		3:01.695 P	72.66	16.957	09:54:02.165
9-	OUTLAP	18.951	114.3	35.998	81.0	37.416	41.971	113.5	3:40.890	59.76	56.152	09:57:43.055
10-	31.790	18.819	114.9	35.819	81.9	36.760	41.742	112.2	2:44.930 (3)	80.04	0.192	10:00:27.985

P13	28	Lee HINDLE	KTM - JH Motorsport									
IDEAL LAP TIME : 2:44.568		BEST LAP TIME : 2:45.049		DIFFERENCE : 0.481								
LAP	SECTOR 1	SECTOR 2	SECTOR 3	SECTOR 4	SECTOR 5	LAP TIME	MPH	DIFF	TIME OF DAY			
1-	OUTLAP	20.550	107.5	41.965	77.7	43.243	46.130	104.0		09:35:16.258		
2-	36.334	19.111	120.6	37.849	82.8	40.868	44.469	108.3	2:58.631	73.90	13.582	09:38:14.889

Silverstone GP
 Circuit Length = 3.6673 miles
 Start: 09:30 Flag 10:00 End: 10:03

Weather / Track : Cloudy / Wet

MCRCB BULLETIN TK088

2016 MCE British Superbike Championship - Round 1

2016 HEL Performance British Motostar Moto 3 GP & ADAC NEC

QUALIFYING 2 - SECTOR ANALYSIS

SECTOR 1 = FL to I1, SECTOR 2 = I1 to I2, SECTOR 3 = I2 to I3, SECTOR 4 = I3 to I4, SECTOR 5 = I4 to FL, DIFF = Difference To Personal Best Lap

3-	34.535	18.509	126.6	37.262	85.5	41.380	44.085	109.7	2:55.771	75.11	10.722	09:41:10.660
4-	34.037	18.719	123.3	36.466	87.6	38.243	43.539	110.5	2:51.004	77.20	5.955	09:44:01.664
5-	33.528	18.412	127.5	37.163	83.7	38.354	42.942	109.6	2:50.399	77.47	5.350	09:46:52.063
6-	33.090	18.255	127.3	35.884	86.2	39.040	43.338	108.1	2:49.607	77.84	4.558	09:49:41.670
7-	32.942	18.235	127.5	35.365	88.3	38.074	42.441	110.7	2:47.057 (3)	79.02	2.008	09:52:28.727
8-	33.105	18.118	128.0	35.654	85.4	38.355	42.464	115.1	2:47.696	78.72	2.647	09:55:16.423
9-	33.793	17.960	129.3	35.225	88.1	37.809	41.678	113.7	2:46.465 (2)	79.31	1.416	09:58:02.888
10-	32.815	18.220	127.3	35.446	87.2	37.510	41.058	115.5	2:45.049 (1)	79.99		10:00:47.937

P14	4 AS	Dirk GEIGER				Honda - Kiefer Racing						
IDEAL LAP TIME : 2:45.253		BEST LAP TIME : 2:45.549				DIFFERENCE : 0.296						
LAP	SECTOR 1	SECTOR 2		SECTOR 3		SECTOR 4	SECTOR 5		LAP TIME	MPH	DIFF	TIME OF DAY
1-	OUTLAP	19.804	106.3	40.485	79.4	41.431	46.654	105.0				09:35:19.554
2-	35.959	19.791	108.9	39.427	83.2	39.984	44.598	107.6	2:59.759	73.44	14.210	09:38:19.313
3-	34.056	18.946	118.9	37.723	83.7	39.033	43.634	108.8	2:53.392	76.14	7.843	09:41:12.705
4-	34.149	18.941	119.4	37.481	83.4	38.331	42.558	110.1	2:51.460	76.99	5.911	09:44:04.165
5-	33.148	18.725	120.0	37.127	86.5	38.754	42.438	110.9	2:50.192	77.57	4.643	09:46:54.357
6-	33.287	18.422	121.3	37.010	83.8	38.293	42.039	111.2	2:49.051 (3)	78.09	3.502	09:49:43.408
7-	32.868	18.402	120.4	36.041	87.8	37.059	41.179	112.4	2:45.549 (1)	79.74		09:52:28.957
8-	33.141	18.467	119.8	35.745	89.3	37.990	41.756	110.9	2:47.099 (2)	79.00	1.550	09:55:16.056
9-	33.477	18.694	120.4	39.411	66.7	42.663	IN PIT		3:06.475 P	70.79	20.926	09:58:22.531

P15	3 AS	Toni ERHARD				Honda - Kiefer Racing						
IDEAL LAP TIME : 2:45.335		BEST LAP TIME : 2:45.926				DIFFERENCE : 0.591						
LAP	SECTOR 1	SECTOR 2		SECTOR 3		SECTOR 4	SECTOR 5		LAP TIME	MPH	DIFF	TIME OF DAY
1-	OUTLAP	20.745	113.3	44.106	73.4	42.590	46.455	96.0				09:35:57.290
2-	35.870	19.312	118.9	41.663	76.2	41.916	45.299	106.5	3:04.060	71.72	18.134	09:39:01.350
3-	37.379	19.232	121.3	38.145	78.0	40.627	44.334	103.4	2:59.717	73.46	13.791	09:42:01.067
4-	34.071	18.875	119.6	37.974	82.9	39.371	44.398	105.0	2:54.689	75.57	8.763	09:44:55.756
5-	33.837	19.311	119.4	37.105	85.2	38.687	44.221	105.0	2:53.161	76.24	7.235	09:47:48.917
6-	34.033	18.937	122.0	37.735	77.4	39.591	43.984	107.2	2:54.280	75.75	8.354	09:50:43.197
7-	33.570	18.978	120.6	36.514	81.7	38.831	44.640	104.7	2:52.533	76.52	6.607	09:53:35.730
8-	34.523	18.711	122.6	36.189	86.0	37.612	43.126	104.5	2:50.161 (3)	77.58	4.235	09:56:25.891
9-	33.199	18.624	121.5	35.572	84.5	37.237	42.013	109.2	2:46.645 (2)	79.22	0.719	09:59:12.536
10-	32.242	18.327	122.6	35.736	84.4	37.664	41.957	109.7	2:45.926 (1)	79.56		10:01:58.462

P16	99	Stephen CAMPBELL				Honda - Campbell Racing						
IDEAL LAP TIME : 2:46.008		BEST LAP TIME : 2:46.769				DIFFERENCE : 0.761						
LAP	SECTOR 1	SECTOR 2		SECTOR 3		SECTOR 4	SECTOR 5		LAP TIME	MPH	DIFF	TIME OF DAY
1-	OUTLAP	21.187	107.2	42.853	77.4	44.142	47.421	106.7				09:33:48.924
2-	36.878	19.214	121.1	40.733	80.7	40.728	45.362	106.9	3:02.915	72.17	16.146	09:36:51.839
3-	34.530	19.267	120.4	39.678	78.9	41.623	44.856	106.2	2:59.954	73.36	13.185	09:39:51.793
4-	34.200	19.321	120.2	38.429	80.2	41.140	IN PIT		3:07.712 P	70.33	20.943	09:42:59.505
5-	OUTLAP	20.057	119.8	37.907	80.5	39.428	44.116	107.2	4:20.646	50.65	1:33.877	09:47:20.151
6-	33.382	18.930	121.1	37.566	83.9	38.612	42.441	111.8	2:50.931	77.23	4.162	09:50:11.082
7-	33.247	18.607	122.6	36.396	85.5	38.383	41.938	113.1	2:48.571	78.31	1.802	09:52:59.653
8-	33.022	18.618	122.2	35.781	88.1	37.662	42.354	110.9	2:47.437 (3)	78.84	0.668	09:55:47.090
9-	32.587	18.584	120.0	35.928	85.3	37.715	42.042	110.9	2:46.856 (2)	79.12	0.087	09:58:33.946
10-	32.080	18.624	121.1	35.744	81.9	38.364	41.957	111.0	2:46.769 (1)	79.16		10:01:20.715

P17	154 AS	Lukas FALCK				Honda -						
IDEAL LAP TIME : 2:46.218		BEST LAP TIME : 2:47.101				DIFFERENCE : 0.883						
LAP	SECTOR 1	SECTOR 2		SECTOR 3		SECTOR 4	SECTOR 5		LAP TIME	MPH	DIFF	TIME OF DAY
1-	OUTLAP	20.537	110.0	41.756	78.1	42.281	45.371	102.2				09:33:27.788
2-	34.587	18.927	119.4	38.134	81.2	39.561	43.021	110.3	2:54.230	75.77	7.129	09:36:22.018
3-	33.868	18.592	122.6	37.726	81.3	39.940	42.903	109.9	2:53.029	76.30	5.928	09:39:15.047
4-	34.020	18.818	120.4	37.270	83.9	39.406	43.052	106.5	2:52.566	76.50	5.465	09:42:07.613
5-	34.552	19.118	119.6	36.384	85.7	39.204	43.036	110.5	2:52.294	76.62	5.193	09:44:59.907
6-	33.433	18.761	121.3	35.938	83.6	38.139	42.764	104.5	2:49.035 (3)	78.10	1.934	09:47:48.942
7-	33.618	18.946	118.3	36.844	83.0	39.115	43.209	108.5	2:51.732	76.87	4.631	09:50:40.674

Weather / Track : Cloudy / Wet

Silverstone GP

Circuit Length = 3.6673 miles

Start: 09:30 Flag 10:00 End: 10:03

MCRCB BULLETIN TK088

2016 MCE British Superbike Championship - Round 1

2016 HEL Performance British Motostar Moto 3 GP & ADAC NEC

QUALIFYING 2 - SECTOR ANALYSIS

SECTOR 1 = FL to I1, SECTOR 2 = I1 to I2, SECTOR 3 = I2 to I3, SECTOR 4 = I3 to I4, SECTOR 5 = I4 to FL, DIFF = Difference To Personal Best Lap

8-	33.773	19.456	117.3	35.737	86.3	39.055	43.274	108.8	2:51.295	77.07	4.194	09:53:31.969
9-	33.471	18.813	120.4	37.251	83.6	38.376	42.671	105.7	2:50.582	77.39	3.481	09:56:22.551
10-	33.258	18.374	123.3	36.294	86.0	37.331	41.844	107.4	2:47.101 (1)	79.00		09:59:09.652
11-	32.932	18.809	118.7	36.112	85.5	38.282	42.316	108.1	2:48.451 (2)	78.37	1.350	10:01:58.103

P18 128 AGP Dennis KOOPMAN		Honda - Herman van de Bunt										
IDEAL LAP TIME : 2:46.776		BEST LAP TIME : 2:47.283					DIFFERENCE : 0.507					
LAP	SECTOR 1	SECTOR 2		SECTOR 3		SECTOR 4	SECTOR 5		LAP TIME	MPH	DIFF	TIME OF DAY
1-	OUTLAP	21.070	104.3	45.236	74.7	43.927	48.504	100.4				09:33:46.956
2-	37.054	19.641	113.3	41.634	79.5	41.666	46.387	100.7	3:06.382	70.83	19.099	09:36:53.338
3-	35.921	19.360	113.5	40.478	80.6	41.377	44.975	100.8	3:02.111	72.49	14.828	09:39:55.449
4-	36.168	19.156	112.5	40.605	82.3	42.568	45.315	104.0	3:03.812	71.82	16.529	09:42:59.261
5-	34.813	19.052	116.7	38.968	81.3	39.612	44.167	105.2	2:56.612	74.75	9.329	09:45:55.873
6-	34.460	18.677	122.4	38.738	82.6	39.899	43.489	106.4	2:55.263	75.32	7.980	09:48:51.136
7-	34.021	19.113	115.7	37.030	83.0	39.006	43.051	106.5	2:52.221	76.65	4.938	09:51:43.357
8-	33.281	18.250	123.1	36.308	83.6	38.421	42.216	109.0	2:48.476 (2)	78.36	1.193	09:54:31.833
9-	33.041	18.175	124.0	36.824	83.4	39.216	43.599	106.7	2:50.855 (3)	77.27	3.572	09:57:22.688
10-	33.448	18.275	122.9	35.763	85.2	37.662	42.135	106.9	2:47.283 (1)	78.92		10:00:09.971

P19 22 AS Marie MENDE		Honda - MM-Racing										
IDEAL LAP TIME : 2:47.200		BEST LAP TIME : 2:47.329					DIFFERENCE : 0.129					
LAP	SECTOR 1	SECTOR 2		SECTOR 3		SECTOR 4	SECTOR 5		LAP TIME	MPH	DIFF	TIME OF DAY
1-	OUTLAP	20.855	104.2	45.196	74.4	44.707	46.577	103.2				09:33:23.909
2-	36.012	19.598	119.4	39.347	73.2	41.151	43.924	107.1	3:00.032	73.33	12.703	09:36:23.941
3-	34.583	19.000	120.6	37.210	80.0	41.431	45.312	105.3	2:57.536	74.36	10.207	09:39:21.477
4-	34.165	19.060	121.7	37.312	81.8	39.883	43.657	111.0	2:54.077	75.84	6.748	09:42:15.554
5-	34.484	19.059	122.2	37.368	79.9	39.909	43.531	108.3	2:54.351	75.72	7.022	09:45:09.905
6-	33.956	19.220	120.4	36.618	80.0	39.798	43.795	108.1	2:53.387	76.14	6.058	09:48:03.292
7-	34.144	19.212	120.2	37.613	76.8	39.147	44.320	107.8	2:54.436	75.68	7.107	09:50:57.728
8-	35.471	19.371	120.9	37.662	82.8	39.847	42.756	108.7	2:55.107	75.39	7.778	09:53:52.835
9-	33.096	19.019	121.1	36.189	84.0	38.091	43.625	105.5	2:50.020 (3)	77.65	2.691	09:56:42.855
10-	33.128	18.961	122.0	36.039	82.9	39.126	42.166	107.4	2:49.420 (2)	77.92	2.091	09:59:32.275
11-	32.873	18.883	121.1	35.302	85.3	38.220	42.051	108.7	2:47.329 (1)	78.90		10:02:19.604

P20 19 AS Sasha de VITS		Honda - DV1 RacingTeam										
IDEAL LAP TIME : 2:46.621		BEST LAP TIME : 2:47.390					DIFFERENCE : 0.769					
LAP	SECTOR 1	SECTOR 2		SECTOR 3		SECTOR 4	SECTOR 5		LAP TIME	MPH	DIFF	TIME OF DAY
1-	OUTLAP	21.105	108.2	43.201	78.1	44.523	48.431	103.4				09:33:45.103
2-	36.660	19.407	126.3	38.974	81.7	41.005	45.798	106.0	3:01.844	72.60	14.454	09:36:46.947
3-	35.178	19.211	119.4	39.236	83.3	41.220	45.550	109.2	3:00.395	73.18	13.005	09:39:47.342
4-	34.995	19.309	122.9	38.608	84.7	40.559	45.021	108.3	2:58.492	73.96	11.102	09:42:45.834
5-	34.378	18.869	124.9	37.960	83.5	39.984	43.381	110.3	2:54.572	75.62	7.182	09:45:40.406
6-	33.919	18.618	125.6	36.193	85.9	39.406	45.074	105.9	2:53.210 (3)	76.22	5.820	09:48:33.616
7-	33.735	18.282	124.5	35.734	87.4	38.744	43.384	109.2	2:49.879 (2)	77.71	2.489	09:51:23.495
8-	33.680	18.562	124.5	36.737	85.0	39.436	IN PIT		3:00.762 P	73.03	13.372	09:54:24.257
9-	OUTLAP	18.619	125.6	36.136	85.4	38.355	41.697	111.6	3:41.641	59.56	54.251	09:58:05.898
10-	32.605	18.230	126.3	36.031	87.0	38.376	42.148	110.7	2:47.390 (1)	78.87		10:00:53.288

P21 30 Max COOK		Repli-Cast - Repli-Cast UK Racing										
IDEAL LAP TIME : 2:47.017		BEST LAP TIME : 2:47.408					DIFFERENCE : 0.391					
LAP	SECTOR 1	SECTOR 2		SECTOR 3		SECTOR 4	SECTOR 5		LAP TIME	MPH	DIFF	TIME OF DAY
1-	OUTLAP	21.835	96.2	43.638	79.0	43.365	47.467	104.5				09:33:20.523
2-	37.092	19.803	105.6	39.761	80.1	40.597	44.026	109.0	3:01.279	72.82	13.871	09:36:21.802
3-	35.322	19.004	122.6	37.370	81.5	40.787	44.432	106.9	2:56.915	74.62	9.507	09:39:18.717
4-	35.120	19.328	120.6	37.819	84.7	39.668	43.562	109.6	2:55.497	75.22	8.089	09:42:14.214
5-	33.994	18.928	121.3	36.769	83.1	39.541	42.971	110.7	2:52.203	76.66	4.795	09:45:06.417
6-	34.702	19.096	121.3	37.264	85.0	40.126	IN PIT		3:07.495 P	70.41	20.087	09:48:13.912
7-	OUTLAP	19.790	109.2	37.879	80.0	39.180	43.030	109.9	4:55.000	44.75	2:07.592	09:53:08.912
8-	34.186	18.836	122.0	35.836	84.4	37.864	42.151	109.6	2:48.873 (3)	78.17	1.465	09:55:57.785
9-	34.149	18.757	122.6	35.893	86.5	37.588	41.810	110.1	2:48.197 (2)	78.49	0.789	09:58:45.982

Silverstone GP

Circuit Length = 3.6673 miles

Start: 09:30 Flag 10:00 End: 10:03

Weather / Track : Cloudy / Wet

MCRCB BULLETIN TK088

2016 MCE British Superbike Championship - Round 1

2016 HEL Performance British Motostar Moto 3 GP & ADAC NEC

QUALIFYING 2 - SECTOR ANALYSIS

SECTOR 1 = FL to I1, SECTOR 2 = I1 to I2, SECTOR 3 = I2 to I3, SECTOR 4 = I3 to I4, SECTOR 5 = I4 to FL, DIFF = Difference To Personal Best Lap
 10- 33.367 18.832 122.2 35.613 83.8 37.904 41.692 109.6 2:47.408 (1) 78.86 10:01:33.390

P22 121 AS Matthias MEGGLE		Honda - Dynavolt Intact GP Junior Team									
IDEAL LAP TIME : 2:46.681		BEST LAP TIME : 2:47.527		DIFFERENCE : 0.846							
LAP	SECTOR 1	SECTOR 2	SECTOR 3	SECTOR 4	SECTOR 5	LAP TIME	MPH	DIFF	TIME OF DAY		
1-	OUTLAP	20.669	99.1	42.692	76.5	41.863	46.246	98.1		09:33:32.173	
2-	36.370	19.931	117.1	39.861	77.3	41.286	44.975	101.8	3:02.423	72.37 14.896 09:36:34.596	
3-	34.502	19.462	118.3	37.422	81.8	39.713	43.874	105.2	2:54.973	75.45 7.446 09:39:29.569	
4-	33.758	18.881	120.2	36.953	82.4	38.868	IN PIT		3:06.943 P	70.62 19.416 09:42:36.512	
5-	OUTLAP	18.824	120.2	37.430	79.4	38.919	42.920	106.7	8:04.974	27.22 5:17.447 09:50:41.486	
6-	33.166	18.753	120.0	35.960	85.3	38.855	43.760	104.2	2:50.494 (3)	77.43 2.967 09:53:31.980	
7-	33.708	18.684	118.7	37.084	81.4	38.181	42.875	105.5	2:50.532	77.41 3.005 09:56:22.512	
8-	32.756	18.791	120.0	36.011	82.9	37.299	42.670	107.6	2:47.527 (1)	78.80 09:59:10.039	
9-	32.760	18.774	119.6	36.534	85.4	37.915	41.982	105.7	2:47.965 (2)	78.60 0.438 10:01:58.004	

P23 62 Vasco van der VALK		Honda - GA Competition / vasco62.nl									
IDEAL LAP TIME : 2:47.059		BEST LAP TIME : 2:47.809		DIFFERENCE : 0.750							
LAP	SECTOR 1	SECTOR 2	SECTOR 3	SECTOR 4	SECTOR 5	LAP TIME	MPH	DIFF	TIME OF DAY		
1-	OUTLAP	20.274	119.4	39.453	79.8	42.358	45.515	111.0		09:34:11.109	
2-	36.790	19.768	113.9	39.725	81.4	41.449	44.975	112.4	3:02.707	72.25 14.898 09:37:13.816	
3-	35.237	19.674	122.2	38.051	82.0	42.549	44.675	112.9	3:00.186	73.27 12.377 09:40:14.002	
4-	34.749	19.468	122.2	36.943	81.8	39.891	43.564	112.2	2:54.615	75.60 6.806 09:43:08.617	
5-	33.444	18.827	124.5	36.371	83.6	39.613	44.556	111.0	2:52.811	76.39 5.002 09:46:01.428	
6-	33.598	18.861	124.7	36.630	83.0	39.621	42.870	113.5	2:51.580	76.94 3.771 09:48:53.008	
7-	32.683	18.493	123.3	36.231	83.8	38.662	42.931	113.5	2:49.000	78.12 1.191 09:51:42.008	
8-	32.853	18.642	123.1	35.820	83.6	38.686	42.538	114.5	2:48.539 (2)	78.33 0.730 09:54:30.547	
9-	32.825	18.591	123.3	35.935	83.5	38.805	42.570	113.5	2:48.726 (3)	78.24 0.917 09:57:19.273	
10-	32.930	18.996	121.5	35.504	85.5	38.367	42.012	113.1	2:47.809 (1)	78.67 10:00:07.082	

P24 13 AGP Maximilian KOFLER		KTM - MSV Schwanenstadt									
IDEAL LAP TIME : 2:46.039		BEST LAP TIME : 2:47.975		DIFFERENCE : 1.936							
LAP	SECTOR 1	SECTOR 2	SECTOR 3	SECTOR 4	SECTOR 5	LAP TIME	MPH	DIFF	TIME OF DAY		
1-	OUTLAP	21.239	107.2	41.508	79.5	42.533	47.088	102.1		09:33:16.897	
2-	36.360	19.260	121.3	40.149	79.6	42.513	45.243	108.8	3:03.525	71.93 15.550 09:36:20.422	
3-	34.712	18.887	122.9	38.415	83.0	41.429	45.065	107.6	2:58.508	73.95 10.533 09:39:18.930	
4-	35.162	19.088	124.2	37.567	84.2	40.274	44.049	107.4	2:56.140	74.95 8.165 09:42:15.070	
5-	34.244	18.664	123.5	37.206	84.3	39.627	42.927	109.9	2:52.668	76.46 4.693 09:45:07.738	
6-	33.663	18.654	125.2	36.356	87.1	40.094	42.588	107.8	2:51.355	77.04 3.380 09:47:59.093	
7-	33.510	18.999	124.2	36.149	84.4	39.205	42.507	109.0	2:50.370 (3)	77.49 2.395 09:50:49.463	
8-	32.750	18.394	124.2	36.150	86.1	38.191	42.490	110.1	2:47.975 (1)	78.59 09:53:37.438	
9-	33.528	18.638	123.5	35.192	86.7	37.213	44.397	106.2	2:48.968 (2)	78.13 0.993 09:56:26.406	
10-	33.043	18.567	124.7	39.763	60.1	44.173	IN PIT		3:11.633 P	68.89 23.658 09:59:38.039	

P25 23 Sam LLEWELLYN		Honda - Mammoth Motorsport									
IDEAL LAP TIME : 2:47.208		BEST LAP TIME : 2:48.683		DIFFERENCE : 1.475							
LAP	SECTOR 1	SECTOR 2	SECTOR 3	SECTOR 4	SECTOR 5	LAP TIME	MPH	DIFF	TIME OF DAY		
1-	OUTLAP	20.540	113.9	40.054	82.2	40.136	43.621	107.9		09:34:50.985	
2-	33.998	18.765	119.6	36.401	85.0	37.986	43.781	106.4	2:50.931	77.23 2.248 09:37:41.916	
3-	33.773	18.415	122.0	35.461	88.6	40.172	43.421	107.4	2:51.242	77.09 2.559 09:40:33.158	
4-	33.654	19.282	116.3	37.208	86.8	38.947	44.053	107.1	2:53.144	76.25 4.461 09:43:26.302	
5-	35.021	19.215	119.4	37.576	83.4	40.651	43.585	107.2	2:56.048	74.99 7.365 09:46:22.350	
6-	33.371	19.012	118.7	36.024	87.1	38.822	43.398	109.9	2:50.627	77.37 1.944 09:49:12.977	
7-	32.973	18.902	119.1	35.749	86.8	38.173	43.156	109.4	2:48.953 (2)	78.14 0.270 09:52:01.930	
8-	32.924	19.054	118.3	36.298	84.7	38.794	43.204	108.7	2:50.274	77.53 1.591 09:54:52.204	
9-	33.448	19.050	118.5	36.432	83.5	38.841	42.422	110.3	2:50.193 (3)	77.57 1.510 09:57:42.397	
10-	33.529	18.837	119.4	35.706	85.1	38.069	42.542	109.4	2:48.683 (1)	78.26 10:00:31.080	

Silverstone GP
 Circuit Length = 3.6673 miles
 Start: 09:30 Flag 10:00 End: 10:03

Weather / Track : Cloudy / Wet

MCRCB BULLETIN TK088

2016 MCE British Superbike Championship - Round 1

2016 HEL Performance British Motostar Moto 3 GP & ADAC NEC

QUALIFYING 2 - SECTOR ANALYSIS

SECTOR 1 = FL to I1, SECTOR 2 = I1 to I2, SECTOR 3 = I2 to I3, SECTOR 4 = I3 to I4, SECTOR 5 = I4 to FL, DIFF = Difference To Personal Best Lap

P26 27		Josh HODGE		KTM - Road and Race Performance									
IDEAL LAP TIME : 2:48.613		BEST LAP TIME : 2:48.836				DIFFERENCE : 0.223							
LAP	SECTOR 1	SECTOR 2	SECTOR 3	SECTOR 4	SECTOR 5	LAP TIME	MPH	DIFF	TIME OF DAY				
1-	OUTLAP	21.806	102.6	42.838	79.6	44.516	48.607	105.3			09:33:48.331		
2-	39.440	21.074	108.5	42.924	78.2	44.769	47.802	105.9	3:16.009	67.35	27.173	09:37:04.340	
3-	37.371	20.458	105.1	41.490	74.6	43.934	48.117	105.2	3:11.370	68.98	22.534	09:40:15.710	
4-	37.355	20.484	106.1	40.708	79.7	41.991	46.260	106.7	3:06.798	70.67	17.962	09:43:22.508	
5-	36.026	19.731	115.9	39.776	80.1	40.556	44.585	109.4	3:00.674	73.07	11.838	09:46:23.182	
6-	34.794	19.276	115.1	38.834	80.9	39.467	44.267	110.7	2:56.638	74.74	7.802	09:49:19.820	
7-	34.496	18.983	118.5	38.168	79.5	39.108	43.462	113.1	2:54.217	75.78	5.381	09:52:14.037	
8-	35.230	18.915	124.0	37.315	83.3	39.405	43.134	110.5	2:53.999 (3)	75.87	5.163	09:55:08.036	
9-	34.026	18.998	117.9	38.201	82.6	38.924	42.911	111.2	2:53.060 (2)	76.28	4.224	09:58:01.096	
10-	33.579	19.138	121.1	36.672	84.3	37.768	41.679	112.9	2:48.836 (1)	78.19		10:00:49.932	

P27 66		Cameron FRASER		Kalex KTM - FPW Racing									
IDEAL LAP TIME : 2:49.062		BEST LAP TIME : 2:49.113				DIFFERENCE : 0.051							
LAP	SECTOR 1	SECTOR 2	SECTOR 3	SECTOR 4	SECTOR 5	LAP TIME	MPH	DIFF	TIME OF DAY				
1-	OUTLAP	22.378	105.0	45.500	74.3	47.516	49.462	100.7				09:33:51.260	
2-	38.525	20.276	116.7	40.724	78.9	44.556	46.752	106.9	3:10.833	69.18	21.720	09:37:02.093	
3-	36.289	19.448	124.9	38.958	78.4	42.649	45.615	109.7	3:02.959	72.16	13.846	09:40:05.052	
4-	35.610	19.340	124.9	37.627	78.4	41.996	44.832	111.0	2:59.405	73.58	10.292	09:43:04.457	
5-	34.665	19.357	126.3	36.926	82.0	40.667	45.310	109.9	2:56.925	74.62	7.812	09:46:01.382	
6-	34.649	18.971	127.8	36.833	84.3	39.784	43.961	111.4	2:54.198	75.78	5.085	09:48:55.580	
7-	33.991	18.934	127.3	37.291	82.3	39.644	43.614	111.8	2:53.474 (3)	76.10	4.361	09:51:49.054	
8-	34.466	19.053	129.5	37.224	82.8	40.358	45.175	112.9	2:56.276	74.89	7.163	09:54:45.330	
9-	33.559	18.721	127.8	36.608	82.8	39.341	42.779	112.6	2:51.008 (2)	77.20	1.895	09:57:36.338	
10-	33.610	18.713	126.3	36.246	88.0	38.377	42.167	113.7	2:49.113 (1)	78.06		10:00:25.451	

P28 86		Charlie NESBITT		KTM - e3 motorsport / Redline KTM									
IDEAL LAP TIME : 2:48.380		BEST LAP TIME : 2:49.233				DIFFERENCE : 0.853							
LAP	SECTOR 1	SECTOR 2	SECTOR 3	SECTOR 4	SECTOR 5	LAP TIME	MPH	DIFF	TIME OF DAY				
1-	OUTLAP	19.408	107.7	40.009	81.3	40.260	44.976	109.2				09:34:15.491	
2-	34.657	18.650	110.5	39.865	83.5	39.864	IN PIT		3:09.420 P	69.69	20.187	09:37:24.911	
3-	OUTLAP	18.925	114.5	39.074	85.2	38.939	44.665	112.0	3:51.297	57.07	1:02.064	09:41:16.208	
4-	33.323	18.315	117.5	38.380	84.4	39.212	44.210	113.5	2:53.440 (3)	76.12	4.207	09:44:09.648	
5-	33.077	18.763	116.1	38.343	81.8	39.815	IN PIT		3:04.405 P	71.59	15.172	09:47:14.053	
6-	OUTLAP	19.150	113.3	38.976	83.8	40.276	44.199	111.4	4:43.987	46.48	1:54.754	09:51:58.040	
7-	32.891	18.501	119.8	37.577	84.8	39.148	43.555	112.9	2:51.672 (2)	76.90	2.439	09:54:49.712	
8-	32.377	18.304	129.5	37.336	82.5	38.459	42.757	114.9	2:49.233 (1)	78.01		09:57:38.945	
9-	32.395	18.385	128.5	36.935	84.0	38.007	IN PIT		2:59.305 P	73.63	10.072	10:00:38.250	

P29 98		Tomas de VRIES		Honda - DAT Racing									
IDEAL LAP TIME : 2:49.205		BEST LAP TIME : 2:49.237				DIFFERENCE : 0.032							
LAP	SECTOR 1	SECTOR 2	SECTOR 3	SECTOR 4	SECTOR 5	LAP TIME	MPH	DIFF	TIME OF DAY				
1-	OUTLAP	21.493	110.3	41.949	78.1	42.652	46.843	105.3				09:33:16.282	
2-	35.707	19.559	122.4	40.553	76.6	41.954	IN PIT		3:11.326 P	69.00	22.089	09:36:27.608	
3-	OUTLAP	19.638	121.1	38.371	79.7	40.847	44.796	106.2	4:12.280	52.33	1:23.043	09:40:39.888	
4-	34.899	19.495	122.0	38.207	79.5	40.102	44.039	106.2	2:56.742	74.69	7.505	09:43:36.630	
5-	34.262	19.127	123.3	37.642	76.2	39.486	43.202	106.9	2:53.719	75.99	4.482	09:46:30.349	
6-	33.667	19.009	123.5	37.042	75.3	38.974	42.709	109.6	2:51.401 D	77.02	2.164	09:49:21.750	
7-	35.880	22.908	107.8	37.580	83.1	38.748	42.534	107.8	2:57.650	74.31	8.413	09:52:19.400	
8-	33.620	19.033	124.0	36.732	81.7	39.042	42.549	108.7	2:50.976 (2)	77.21	1.739	09:55:10.376	
9-	33.464	18.812	123.5	37.218	84.3	39.152	42.865	110.3	2:51.511 (3)	76.97	2.274	09:58:01.887	
10-	33.496	18.793	124.5	36.663	84.7	38.092	42.193	108.1	2:49.237 (1)	78.01		10:00:51.124	

P30 37 AS		Rick DUNNIK		Honda - HD Racing									
IDEAL LAP TIME : 2:49.020		BEST LAP TIME : 2:50.237				DIFFERENCE : 1.217							
LAP	SECTOR 1	SECTOR 2	SECTOR 3	SECTOR 4	SECTOR 5	LAP TIME	MPH	DIFF	TIME OF DAY				
1-	OUTLAP	21.341	103.4	43.460	81.0	43.793	48.769	99.6				09:33:44.932	

Weather / Track : Cloudy / Wet

Silverstone GP
Circuit Length = 3.6673 miles
Start: 09:30 Flag 10:00 End: 10:03

MCRCB BULLETIN TK088

2016 MCE British Superbike Championship - Round 1

2016 HEL Performance British Motostar Moto 3 GP & ADAC NEC

QUALIFYING 2 - SECTOR ANALYSIS

SECTOR 1 = FL to I1, SECTOR 2 = I1 to I2, SECTOR 3 = I2 to I3, SECTOR 4 = I3 to I4, SECTOR 5 = I4 to FL, DIFF = Difference To Personal Best Lap

2-	36.543	19.624	121.5	39.572	83.0	41.329	45.800	104.0	3:02.868	72.19	12.631	09:36:47.800
3-	35.052	19.232	117.5	39.134	82.0	40.903	45.538	108.8	2:59.859	73.40	9.622	09:39:47.659
4-	35.166	19.239	119.4	38.853	83.8	40.950	44.544	108.1	2:58.752	73.85	8.515	09:42:46.411
5-	34.210	18.640	121.7	37.416	82.3	39.276	43.356	108.1	2:52.898 (3)	76.35	2.661	09:45:39.309
6-	34.044	18.817	123.1	36.368	85.3	39.440	46.042	105.2	2:54.711	75.56	4.474	09:48:34.020
7-	33.830	18.656	124.7	36.168	85.1	38.390	43.193	108.7	2:50.237 (1)	77.55		09:51:24.257
8-	33.612	18.548	124.5	36.367	85.3	39.262	45.026	108.7	2:52.815 (2)	76.39	2.578	09:54:17.072

P31 20		Joel MARKLUND					Honda - Marklund Solutions / SP125					
IDEAL LAP TIME : 2:50.758		BEST LAP TIME : 2:50.781			DIFFERENCE : 0.023							
LAP	SECTOR 1	SECTOR 2	SECTOR 3	SECTOR 4	SECTOR 5	LAP TIME	MPH	DIFF	TIME OF DAY			
1-	OUTLAP	20.286	123.1	39.858	75.4	42.720	45.974	100.8		09:34:06.277		
2-	36.231	19.474	124.0	39.940	75.2	41.496	44.986	99.6	3:02.127	72.49	11.346	09:37:08.404
3-	35.230	19.214	125.6	38.270	73.6	41.552	44.802	101.8	2:59.068	73.72	8.287	09:40:07.472
4-	35.441	19.340	125.6	38.028	75.8	40.726	44.288	108.5	2:57.823	74.24	7.042	09:43:05.295
5-	34.616	18.905	127.5	37.040	79.9	40.420	44.002	106.2	2:54.983	75.44	4.202	09:46:00.278
6-	34.296	18.887	126.1	36.970	77.7	39.873	43.654	102.9	2:53.680 (3)	76.01	2.899	09:48:53.958
7-	34.445	18.848	126.1	37.426	77.1	39.588	43.857	106.2	2:54.164	75.80	3.383	09:51:48.122
8-	34.674	19.369	125.9	37.237	74.0	40.370	43.470	103.5	2:55.120	75.39	4.339	09:54:43.242
9-	34.258	18.740	126.6	37.639	74.8	40.136	42.883	109.7	2:53.656 (2)	76.02	2.875	09:57:36.898
10-	33.929	18.763	126.8	36.653	79.8	38.734	42.702	105.0	2:50.781 (1)	77.30		10:00:27.679

P32 79 AS		Leon CZICHOS					Honda - d-Store Hannover Racing					
IDEAL LAP TIME : 2:51.908		BEST LAP TIME : 2:52.022			DIFFERENCE : 0.114							
LAP	SECTOR 1	SECTOR 2	SECTOR 3	SECTOR 4	SECTOR 5	LAP TIME	MPH	DIFF	TIME OF DAY			
1-	OUTLAP	22.418	85.0	46.390	68.4	48.210	51.170	95.0		09:35:51.299		
2-	39.283	20.588	106.1	42.454	74.2	43.720	47.784	102.2	3:13.829	68.11	21.807	09:39:05.128
3-	37.003	19.491	114.1	38.459	82.2	40.871	46.111	105.5	3:01.935	72.56	9.913	09:42:07.063
4-	34.880	19.282	114.9	38.182	83.4	40.209	44.869	105.5	2:57.422	74.41	5.400	09:45:04.485
5-	34.495	18.965	121.1	37.972	82.9	40.382	44.114	107.6	2:55.928	75.04	3.906	09:48:00.413
6-	34.987	19.010	120.9	38.015	82.1	39.915	45.045	107.1	2:56.972	74.60	4.950	09:50:57.385
7-	34.818	19.198	120.2	38.315	83.5	40.133	44.575	109.9	2:57.039	74.57	5.017	09:53:54.424
8-	34.455	18.778	122.2	36.842	85.3	39.413	44.259	107.6	2:53.747 (2)	75.98	1.725	09:56:48.171
9-	33.953	18.754	121.3	37.593	84.6	39.604	43.893	107.6	2:53.797 (3)	75.96	1.775	09:59:41.968
10-	34.047	18.770	121.5	36.846	79.9	38.741	43.618	108.7	2:52.022 (1)	76.74		10:02:33.990

P33 45 AS		Leon ORGIS					Honda - Kiefer Racing					
IDEAL LAP TIME : 2:52.654		BEST LAP TIME : 2:52.959			DIFFERENCE : 0.305							
LAP	SECTOR 1	SECTOR 2	SECTOR 3	SECTOR 4	SECTOR 5	LAP TIME	MPH	DIFF	TIME OF DAY			
1-	OUTLAP	20.607	102.1	43.700	74.2	44.566	49.011	100.5		09:35:36.278		
2-	38.299	19.761	110.7	40.670	79.3	41.654	47.701	99.0	3:08.085	70.19	15.126	09:38:44.363
3-	37.081	19.249	112.4	39.388	80.4	41.433	45.419	103.7	3:02.570	72.31	9.611	09:41:46.933
4-	35.036	18.998	115.1	38.785	79.5	40.521	45.180	103.4	2:58.520	73.95	5.561	09:44:45.453
5-	35.905	19.373	117.3	39.198	79.0	40.362	45.304	103.0	3:00.142	73.28	7.183	09:47:45.595
6-	35.004	19.283	120.6	38.342	77.9	40.200	44.615	105.3	2:57.444	74.40	4.485	09:50:43.039
7-	34.770	18.802	121.3	37.181	82.9	38.748	44.190	106.7	2:53.691	76.01	0.732	09:53:36.730
8-	34.764	19.122	121.1	36.786	82.0	38.647	44.038	106.0	2:53.357 (3)	76.15	0.398	09:56:30.087
9-	34.761	18.800	123.1	36.796	80.7	38.828	43.892	103.8	2:53.077 (2)	76.28	0.118	09:59:23.164
10-	34.724	18.985	120.2	36.906	80.4	38.636	43.708	105.9	2:52.959 (1)	76.33		10:02:16.123

P34 49 AS		Philipp FREITAG					Honda - FKoch Rennsport & Hannes Allwardt					
IDEAL LAP TIME : 2:52.538		BEST LAP TIME : 2:53.239			DIFFERENCE : 0.701							
LAP	SECTOR 1	SECTOR 2	SECTOR 3	SECTOR 4	SECTOR 5	LAP TIME	MPH	DIFF	TIME OF DAY			
1-	OUTLAP	20.831	114.5	42.013	75.3	45.415	47.368	100.1		09:33:32.936		
2-	36.684	19.555	113.9	40.266	78.7	43.267	46.064	104.5	3:05.836	71.04	12.597	09:36:38.772
3-	35.379	19.426	120.4	39.298	79.9	42.670	IN PIT		3:09.754 P	69.57	16.515	09:39:48.526
4-	OUTLAP	20.005	116.7	40.181	79.2	42.109	46.283	103.7	5:42.753	38.51	2:49.514	09:45:31.279
5-	35.167	19.646	119.6	39.471	79.7	41.658	46.661	102.7	3:02.603	72.30	9.364	09:48:33.882
6-	34.993	18.890	122.2	37.781	84.2	40.247	45.001	103.2	2:56.912 (3)	74.62	3.673	09:51:30.794
7-	34.898	19.134	120.6	38.308	80.5	40.858	45.072	101.0	2:58.270	74.05	5.031	09:54:29.064

Silverstone GP

Circuit Length = 3.6673 miles

Start: 09:30 Flag 10:00 End: 10:03

Weather / Track : Cloudy / Wet

MCRCB BULLETIN TK088

2016 MCE British Superbike Championship - Round 1

2016 HEL Performance British Motostar Moto 3 GP & ADAC NEC

QUALIFYING 2 - SECTOR ANALYSIS

SECTOR 1 = FL to I1, SECTOR 2 = I1 to I2, SECTOR 3 = I2 to I3, SECTOR 4 = I3 to I4, SECTOR 5 = I4 to FL, DIFF = Difference To Personal Best Lap

8-	34.873	18.680	123.1	37.054	83.8	39.180		43.452	105.0	2:53.239 (1)	76.20		09:57:22.303
9-	34.389	18.716	122.4	37.196	84.6	38.963		44.119	106.2	2:53.383 (2)	76.14	0.144	10:00:15.686

P35 57 AS Manou ANTWEILER													
Honda -													
IDEAL LAP TIME : 2:53.336			BEST LAP TIME : 2:53.556			DIFFERENCE : 0.220							
LAP	SECTOR 1	SECTOR 2	SECTOR 3	SECTOR 4	SECTOR 5	LAP TIME	MPH	DIFF	TIME OF DAY				
1-	OUTLAP	21.210	103.2	42.605	74.9	42.750	46.546	95.3					09:33:14.216
2-	37.014	19.758	118.1	40.881	71.1	40.938	45.511	103.4	3:04.102	71.71	10.546		09:36:18.318
3-	35.369	19.391	114.3	38.965	76.0	43.914	IN PIT		3:09.877 P	69.53	16.321		09:39:28.195
4-	OUTLAP	19.556	118.5	39.981	74.3	41.404	44.852	102.4	5:15.084	41.90	2:21.528		09:44:43.279
5-	34.998	19.096	119.8	38.131	79.8	40.497	43.715	104.5	2:56.437 (2)	74.82	2.881		09:47:39.716
6-	34.450	19.295	120.0	38.245	77.6	40.161	44.298	103.5	2:56.449 (3)	74.82	2.893		09:50:36.165
7-	35.182	19.238	118.3	38.270	79.7	42.355	IN PIT		3:07.361 P	70.46	13.805		09:53:43.526
8-	OUTLAP	19.641	117.9	39.021	77.0	41.151	44.292	100.1	5:52.274	37.47	2:58.718		09:59:35.800
9-	34.670	19.061	120.6	37.224	79.0	39.446	43.155	103.4	2:53.556 (1)	76.06			10:02:29.356

P36 11 AS Lotte UHRE													
Honda -													
IDEAL LAP TIME : 2:53.356			BEST LAP TIME : 2:53.579			DIFFERENCE : 0.223							
LAP	SECTOR 1	SECTOR 2	SECTOR 3	SECTOR 4	SECTOR 5	LAP TIME	MPH	DIFF	TIME OF DAY				
1-	OUTLAP	21.622	101.0	44.517	76.1	45.651	50.496	97.2					09:33:52.140
2-	40.490	20.518	95.1	44.120	77.2	42.789	47.232	101.3	3:15.149	67.65	21.570		09:37:07.289
3-	37.578	19.743	103.7	40.322	80.7	43.040	47.324	104.8	3:08.007	70.22	14.428		09:40:15.296
4-	36.357	19.455	114.5	38.040	82.4	39.703	45.088	105.0	2:58.643 (2)	73.90	5.064		09:43:13.939
5-	36.556	19.608	103.7	39.193	81.6	39.273	45.312	104.7	2:59.942	73.37	6.363		09:46:13.881
6-	36.085	19.701	104.0	38.361	83.6	39.588	44.978	104.0	2:58.713 (3)	73.87	5.134		09:49:12.594
7-	35.050	19.116	113.1	36.933	82.8	38.865	43.615	107.1	2:53.579 (1)	76.05			09:52:06.173
8-	34.827	19.233	109.6	37.828	83.2	39.335	IN PIT		3:02.191 P	72.46	8.612		09:55:08.364

P37 54 Sam BURMAN													
KTM - TeamWNT / Burman Racing													
IDEAL LAP TIME : 2:53.544			BEST LAP TIME : 2:53.799			DIFFERENCE : 0.255							
LAP	SECTOR 1	SECTOR 2	SECTOR 3	SECTOR 4	SECTOR 5	LAP TIME	MPH	DIFF	TIME OF DAY				
1-	OUTLAP	20.704	117.3	42.515	77.7	43.925	49.140	100.5					09:33:32.608
2-	38.519	19.538	127.8	40.203	79.5	42.457	47.228	103.2	3:07.945	70.24	14.146		09:36:40.553
3-	36.420	19.128	128.0	39.148	81.9	41.166	48.151	104.8	3:04.013	71.74	10.214		09:39:44.566
4-	36.782	19.214	124.7	39.367	80.4	42.100	IN PIT		3:11.096 P	69.08	17.297		09:42:55.662
5-	OUTLAP	19.301	129.3	38.680	81.7	40.494	46.598	105.0	4:37.960	47.49	1:44.161		09:47:33.622
6-	36.624	19.017	125.4	39.032	82.6	39.619	45.896	104.0	3:00.188	73.27	6.389		09:50:33.810
7-	35.741	19.099	127.5	38.049	83.4	41.785	47.103	106.4	3:01.777	72.62	7.978		09:53:35.587
8-	35.488	19.112	127.8	38.958	82.5	39.384	44.745	103.7	2:57.687 (3)	74.30	3.888		09:56:33.274
9-	34.421	18.696	129.0	37.927	85.4	39.204	44.209	106.7	2:54.457 (2)	75.67	0.658		09:59:27.731
10-	34.621	18.644	129.0	37.337	86.1	38.933	44.264	109.0	2:53.799 (1)	75.96			10:02:21.530

P38 61 AGP Ernst DUBBINK													
Honda - Ernst Dubbink Eveno Racing													
IDEAL LAP TIME : 2:55.111			BEST LAP TIME : 2:55.125			DIFFERENCE : 0.014							
LAP	SECTOR 1	SECTOR 2	SECTOR 3	SECTOR 4	SECTOR 5	LAP TIME	MPH	DIFF	TIME OF DAY				
1-	OUTLAP	21.417	107.7	42.974	79.9	44.547	IN PIT			P			09:33:50.046
2-	OUTLAP	20.212	109.6	43.760	81.3	43.403	47.485	102.4	3:51.888	56.93	56.763		09:37:41.934
3-	37.396	19.426	117.1	40.256	81.8	42.165	47.060	105.3	3:06.303	70.86	11.178		09:40:48.237
4-	37.482	19.275	121.5	40.949	81.5	41.703	46.677	104.2	3:06.086	70.94	10.961		09:43:54.323
5-	36.538	19.306	123.5	40.533	81.9	42.468	45.133	104.7	3:03.978	71.76	8.853		09:46:58.301
6-	35.775	18.988	124.7	39.738	78.4	40.668	45.484	104.8	3:00.653	73.08	5.528		09:49:58.954
7-	35.596	18.997	123.8	39.107	83.0	40.582	45.278	106.7	2:59.560	73.52	4.435		09:52:58.514
8-	35.297	18.787	125.2	38.973	81.2	40.603	43.997	106.5	2:57.657 (3)	74.31	2.532		09:55:56.171
9-	35.110	18.869	124.7	38.736	82.1	40.691	44.112	106.5	2:57.518 (2)	74.37	2.393		09:58:53.689
10-	34.599	18.801	124.7	37.799	81.7	39.996	43.930	106.5	2:55.125 (1)	75.38			10:01:48.814

P39 15 Eugene McMANUS												
KTM - CD / IC Racing												
IDEAL LAP TIME : 2:53.934			BEST LAP TIME : 2:55.920			DIFFERENCE : 1.986						
LAP	SECTOR 1	SECTOR 2	SECTOR 3	SECTOR 4	SECTOR 5	LAP TIME	MPH	DIFF	TIME OF DAY			

Weather / Track : Cloudy / Wet

Silverstone GP
 Circuit Length = 3.6673 miles
 Start: 09:30 Flag 10:00 End: 10:03

MCRCB BULLETIN TK088

2016 MCE British Superbike Championship - Round 1

2016 HEL Performance British Motostar Moto 3 GP & ADAC NEC

QUALIFYING 2 - SECTOR ANALYSIS

SECTOR 1 = FL to I1, SECTOR 2 = I1 to I2, SECTOR 3 = I2 to I3, SECTOR 4 = I3 to I4, SECTOR 5 = I4 to FL, DIFF = Difference To Personal Best Lap

1-	OUTLAP	19.844	120.0	40.612	82.4	43.284	46.132	110.1			09:33:06.893
2-	35.067	18.910	128.3	38.637	82.5	39.886	43.420	112.0	2:55.920 (1)	75.04	09:36:02.813

P40	43 AS	Simon JESPERSEN				Honda -						
IDEAL LAP TIME : 2:53.937		BEST LAP TIME : 2:57.109				DIFFERENCE : 3.172						
LAP	SECTOR 1	SECTOR 2	SECTOR 3	SECTOR 4	SECTOR 5	LAP TIME	MPH	DIFF	TIME OF DAY			
1-	OUTLAP	20.321	115.7	40.722	81.9	41.368	45.961	103.2		09:33:52.278		
2-	38.225	20.563	118.9	40.257	79.1	42.164	45.320	104.5	3:06.529 (2)	70.77	9.420	09:36:58.807
3-	36.164	19.253	120.0	37.430	83.3	39.896	IN PIT		3:12.510 P	68.58	15.401	09:40:11.317
4-	OUTLAP	19.797	117.9	38.673	82.2	40.471	44.425	106.9	3:43.607	59.04	46.498	09:43:54.924
5-	36.332	19.529	120.6	38.554	84.2	38.901	43.793	104.3	2:57.109 (1)	74.54		09:46:52.033

P41	35	Elliot LODGE				Honda - Essential Team Racing / SP125						
IDEAL LAP TIME : 2:55.235		BEST LAP TIME : 2:58.111				DIFFERENCE : 2.876						
LAP	SECTOR 1	SECTOR 2	SECTOR 3	SECTOR 4	SECTOR 5	LAP TIME	MPH	DIFF	TIME OF DAY			
1-	OUTLAP	20.247	95.3	40.634	79.9	40.659	45.434	106.9				09:34:35.534
2-	35.839	19.637	121.1	40.497	79.7	41.338	45.143	109.0	3:02.454 (2)	72.36	4.343	09:37:37.988
3-	34.394	19.175	122.9	36.975	77.7	41.947	45.620	108.1	2:58.111 (1)	74.12		09:40:36.099
4-	34.227	19.101	120.0	38.331	83.3	39.789	IN PIT		3:06.200 P	70.90	8.089	09:43:42.299

P42	147 AS	Phillip HOLE				Honda - 3S ApS						
IDEAL LAP TIME : 2:58.632		BEST LAP TIME : 3:00.127				DIFFERENCE : 1.495						
LAP	SECTOR 1	SECTOR 2	SECTOR 3	SECTOR 4	SECTOR 5	LAP TIME	MPH	DIFF	TIME OF DAY			
1-	OUTLAP	22.192	88.6	47.427	73.9	46.457	49.571	97.2				09:33:28.351
2-	37.975	20.309	113.9	41.528	77.0	44.687	48.919	95.5	3:13.418	68.25	13.291	09:36:41.769
3-	37.951	20.309	114.3	41.133	78.6	44.769	47.696	98.3	3:11.858	68.81	11.731	09:39:53.627
4-	36.484	20.165	110.0	40.212	79.9	42.993	47.697	99.9	3:07.551	70.39	7.424	09:43:01.178
5-	36.927	20.226	114.7	38.689	77.5	43.015	46.869	98.5	3:05.726	71.08	5.599	09:46:06.904
6-	37.169	20.250	114.3	39.760	80.0	41.852	46.715	98.1	3:05.746	71.07	5.619	09:49:12.650
7-	35.895	19.530	116.1	38.119	79.7	41.063	45.520	99.4	3:00.127 (1)	73.29		09:52:12.777
8-	36.885	19.838	115.3	38.062	83.5	41.519	44.906	100.7	3:01.210	72.85	1.083	09:55:13.987
9-	36.699	19.316	115.9	38.523	80.6	41.051	45.377	102.1	3:00.966 (2)	72.95	0.839	09:58:14.953
10-	36.076	19.636	115.1	39.634	79.9	40.453	45.221	100.5	3:01.020 (3)	72.93	0.893	10:01:15.973

P43	25 AGP	Johanna INNERFORS				Honda -						
IDEAL LAP TIME : 3:01.991		BEST LAP TIME : 3:03.676				DIFFERENCE : 1.685						
LAP	SECTOR 1	SECTOR 2	SECTOR 3	SECTOR 4	SECTOR 5	LAP TIME	MPH	DIFF	TIME OF DAY			
1-	OUTLAP	21.980	95.8	47.248	69.4	48.558	54.010	94.4				09:33:47.917
2-	42.353	21.899	93.3	48.585	70.7	46.831	51.688	96.1	3:31.356	62.46	27.680	09:37:19.273
3-	39.989	20.910	104.0	43.253	76.3	46.741	52.279	97.4	3:23.172	64.98	19.496	09:40:42.445
4-	39.290	20.534	108.4	43.610	76.3	45.154	51.110	99.0	3:19.698	66.11	16.022	09:44:02.143
5-	37.835	20.192	113.7	41.652	77.9	43.853	48.920	103.5	3:12.452	68.60	8.776	09:47:14.595
6-	36.915	20.115	115.7	42.617	73.5	43.211	48.964	102.2	3:11.822	68.82	8.146	09:50:26.417
7-	37.022	20.334	107.8	41.499	77.1	42.672	49.119	102.2	3:10.646	69.25	6.970	09:53:37.063
8-	36.944	20.546	113.9	40.198	81.8	40.925	47.466	100.7	3:06.079 (3)	70.95	2.403	09:56:43.142
9-	35.254	19.629	117.3	40.131	79.1	42.324	46.912	103.2	3:04.250 (2)	71.65	0.574	09:59:47.392
10-	35.052	20.010	115.7	39.473	82.2	41.773	47.368	102.7	3:03.676 (1)	71.87		10:02:51.068

P44	50 AGP	Jason DUPASQUIER				KTM - KTM Swiss Junior Team						
IDEAL LAP TIME : 2:59.331		BEST LAP TIME :				DIFFERENCE :						
LAP	SECTOR 1	SECTOR 2	SECTOR 3	SECTOR 4	SECTOR 5	LAP TIME	MPH	DIFF	TIME OF DAY			
1-	OUTLAP	22.198	104.2	42.862	76.3	40.420	43.536	102.4				09:33:28.634

P45	152 AS	Oliver KÖNIG				Honda -						
IDEAL LAP TIME :		BEST LAP TIME :				DIFFERENCE :						
LAP	SECTOR 1	SECTOR 2	SECTOR 3	SECTOR 4	SECTOR 5	LAP TIME	MPH	DIFF	TIME OF DAY			
1-	OUTLAP	20.960	112.9	40.624	83.4	40.153	45.186	109.9				09:33:46.245

Silverstone GP
 Circuit Length = 3.6673 miles
 Start: 09:30 Flag 10:00 End: 10:03

Weather / Track : Cloudy / Wet

MCRCB BULLETIN TK085**2016 MCE British Superbike Championship - Round 1****2016 HEL Performance British Motostar Moto 3 GP & ADAC NEC****QUALIFYING 2 - BEST SPEEDS**

POS	INTERMEDIATE 1		INTERMEDIATE 2		INTERMEDIATE 3		INTERMEDIATE 4		FINISH LINE	
	NO	NAME MPH	NO	NAME MPH	NO	NAME MPH	NO	NAME MPH	NO	NAME MPH
1			7	GEORGI 133.6	4	GEIGER 89.3			21	KERR 119.3
2			52	BOERBOOM 131.0	65	OWENS 89.0			47	ARCHER 117.6
3			66	FRASER 129.5	7	GEORGI 88.8			52	BOERBOOM 117.6
4			86	NESBITT 129.5	23	LLEWELLYN 88.6			7	GEORGI 116.3
5			28	HINDLE 129.3	52	BOERBOOM 88.5			65	OWENS 116.1
6			54	BURMAN 129.3	28	HINDLE 88.3			28	HINDLE 115.5
7			15	McMANUS 128.8	21	KERR 88.1			69	BOOTH-AMOS 115.1
8			21	KERR 128.3	99	CAMPBELL 88.1			36	KROEZE 115.1
9			47	ARCHER 128.3	66	FRASER 88.0			86	NESBITT 114.9
10			20	MARKLUND 127.5	26	SAEZ 87.7			62	VALK 114.5
11			26	SAEZ 127.5	12	RENDELL 87.4			66	FRASER 113.7
12			42	SLOOTEN 126.8	47	ARCHER 87.4			42	SLOOTEN 113.7
13			65	OWENS 126.6	19	VITS 87.4			2	BROUWERS 113.5
14			19	VITS 126.3	13	KOFLER 87.1			26	SAEZ 113.5
15			50	DUPASQUIER 126.1	69	BOOTH-AMOS 87.0			44	BEST 113.5
16			13	KOFLER 125.2	30	COOK 86.5			27	HODGE 113.1
17			61	DUBBINK 125.2	154	FALCK 86.3			99	CAMPBELL 113.1
18			37	DUNNIK 125.2	54	BURMAN 86.1			12	RENDELL 112.9
19			44	BEST 124.9	3	ERHARD 86.0			4	GEIGER 112.4
20			62	VALK 124.7	36	KROEZE 85.7			15	McMANUS 112.0
21			98	VRIES 124.5	62	VALK 85.5			19	VITS 111.6
22			27	HODGE 124.0	42	SLOOTEN 85.5			22	MENDE 111.0
23			128	KOOPMAN 124.0	121	MEGGLE 85.4			30	COOK 110.7
24			12	RENDELL 123.3	22	MENDE 85.3			154	FALCK 110.5
25			36	KROEZE 123.3	37	DUNNIK 85.3			23	LLEWELLYN 110.3
26			154	FALCK 123.3	79	CZICHOS 85.3			98	VRIES 110.3
27			45	ORGIS 123.1	44	BEST 85.2			13	KOFLER 110.1
28			49	FREITAG 123.1	86	NESBITT 85.2			79	CZICHOS 109.9
29			35	LODGE 122.9	128	KOOPMAN 85.2			152	KÖNIG 109.9
30			30	COOK 122.6	98	VRIES 84.7			20	MARKLUND 109.7
31			99	CAMPBELL 122.6	49	FREITAG 84.6			3	ERHARD 109.7
32			3	ERHARD 122.6	27	HODGE 84.3			35	LODGE 109.0
33			22	MENDE 122.2	43	JESPERSEN 84.2			54	BURMAN 109.0
34			79	CZICHOS 122.2	11	UHRE 83.6			128	KOOPMAN 109.0
35			23	LLEWELLYN 122.0	147	HOLE 83.5			37	DUNNIK 108.8
36			69	BOOTH-AMOS 121.3	152	KÖNIG 83.4			121	MEGGLE 107.6
37			4	GEIGER 121.3	35	LODGE 83.3			11	UHRE 107.1
38			43	JESPERSEN 120.6	2	BROUWERS 83.2			43	JESPERSEN 106.9
39			57	ANTWEILER 120.6	61	DUBBINK 83.0			61	DUBBINK 106.7
40			121	MEGGLE 120.2	45	ORGIS 82.9			45	ORGIS 106.7
41			2	BROUWERS 119.6	15	McMANUS 82.5			49	FREITAG 106.2
42			41	ORGIS 119.6	25	INNERFORS 82.2			57	ANTWEILER 104.5
43			25	INNERFORS 117.3	20	MARKLUND 79.9			25	INNERFORS 103.5
44			147	HOLE 116.1	57	ANTWEILER 79.8			50	DUPASQUIER 102.4
45			11	UHRE 114.5	50	DUPASQUIER 76.3			147	HOLE 102.1
46			152	KÖNIG 112.9						
47										

Weather / Track : Cloudy / Wet

Silverstone GP

Circuit Length = 3.6673 miles

Start: 09:30 Flag 10:00 End: 10:03

Results can be found at www.tsl-timing.com

Printed - 10:08 Saturday, 09 April 2016

MCRCB BULLETIN TK086

2016 MCE British Superbike Championship - Round 1

2016 HEL Performance British Motostar Moto 3 GP & ADAC NEC

QUALIFYING 2 - BEST SECTORS

POS	SECTOR 1		SECTOR 2		SECTOR 3		SECTOR 4		SECTOR 5		IDEAL / BEST COMPARISON										
	NO	TIME	NO	TIME	NO	TIME	NO	TIME	NO	TIME	POS	NO	NAME	IDEAL	BEST	DIFF					
1	65	OWE	30.945	7	GEO	17.634	7	GEO	33.985	65	OWE	36.059	7	GEO	39.531	1	7	GEORGI	2:38.154	2:39.164	0.616
2	21	KER	31.207	65	OWE	17.852	65	OWE	34.130	7	GEO	36.121	21	KER	40.432	2	65	OWENS	2:39.700	2:39.881	0.181
3	12	REN	31.248	47	ARC	17.931	52	BOE	34.346	26	SAE	36.300	65	OWE	40.714	3	21	KERR	2:40.794	2:41.808	1.014
4	7	GEO	31.277	12	REN	17.954	69	BOO	34.393	12	REN	36.328	47	ARC	40.747	4	12	RENDELL	2:41.242	2:41.316	0.074
5	44	BES	31.371	28	HIN	17.960	12	REN	34.483	21	KER	36.539	52	BOE	40.749	5	52	BOERBOOM	2:41.397	2:41.942	0.545
6	2	BRO	31.481	52	BOE	18.008	44	BES	34.527	69	BOO	36.665	42	SLO	40.884	6	47	ARCHER	2:41.757	2:43.027	1.270
7	47	ARC	31.541	42	SLO	18.030	21	KER	34.563	52	BOE	36.686	44	BES	40.969	7	26	SAEZ	2:41.815	2:41.815	0.000
8	52	BOE	31.608	26	SAE	18.033	26	SAE	34.570	2	BRO	36.760	28	HIN	41.058	8	44	BEST	2:41.904	2:42.518	0.614
9	69	BOO	31.697	44	BES	18.042	36	KRO	34.628	47	ARC	36.767	69	BOO	41.104	9	69	BOOTH-AMOS	2:42.215	2:42.627	0.412
10	26	SAE	31.758	21	KER	18.053	42	SLO	34.716	42	SLO	36.817	26	SAE	41.154	10	42	SLOOTEN	2:42.470	2:43.150	0.680
11	42	SLO	32.023	128	KOO	18.175	47	ARC	34.771	44	BES	36.995	4	GEI	41.179	11	36	KROEZE	2:43.652	2:43.813	0.161
12	36	KRO	32.047	19	VIT	18.230	13	KOF	35.192	4	GEI	37.059	12	REN	41.229	12	2	BROUWERS	2:44.343	2:44.738	0.395
13	99	CAM	32.080	86	NES	18.304	28	HIN	35.225	13	KOF	37.213	36	KRO	41.328	13	28	HINDLE	2:44.568	2:45.049	0.481
14	3	ERH	32.242	3	ERH	18.327	22	MEN	35.302	3	ERH	37.237	27	HOD	41.679	14	4	GEIGER	2:45.253	2:45.549	0.296
15	86	NES	32.377	69	BOO	18.356	23	LLE	35.461	36	KRO	37.263	30	COO	41.692	15	3	ERHARD	2:45.335	2:45.926	0.591
16	19	VIT	32.605	154	FAL	18.374	62	VAL	35.504	121	MEG	37.299	19	VIT	41.697	16	99	CAMPBELL	2:46.008	2:46.769	0.761
17	62	VAL	32.683	36	KRO	18.386	3	ERH	35.572	154	FAL	37.331	2	BRO	41.742	17	13	KOFLER	2:46.039	2:47.975	1.936
18	13	KOF	32.750	13	KOF	18.394	30	COO	35.613	28	HIN	37.510	154	FAL	41.844	18	154	FALCK	2:46.218	2:47.101	0.883
19	121	MEG	32.756	4	GEI	18.402	2	BRO	35.624	30	COO	37.588	99	CAM	41.938	19	19	VITS	2:46.621	2:47.390	0.769
20	37	DUN	32.760	23	LLE	18.415	19	VIT	35.734	99	CAM	37.662	3	ERH	41.957	20	121	MEGGLE	2:46.681	2:47.527	0.846
21	28	HIN	32.815	62	VAL	18.493	154	FAL	35.737	128	KOO	37.662	121	MEG	41.982	21	128	KOOPMAN	2:46.776	2:47.283	0.507
22	4	GEI	32.868	37	DUN	18.509	99	CAM	35.744	27	HOD	37.768	62	VAL	42.012	22	30	COOK	2:47.017	2:47.408	0.391
23	22	MEN	32.873	15	McM	18.510	4	GEI	35.745	23	LLE	37.986	22	MEN	42.051	23	62	VALK	2:47.059	2:47.809	0.750
24	23	LLE	32.924	50	DUP	18.515	128	KOO	35.763	86	NES	38.007	128	KOO	42.135	24	22	MENDE	2:47.200	2:47.329	0.129
25	154	FAL	32.932	99	CAM	18.584	121	MEG	35.960	22	MEN	38.091	66	FRA	42.167	25	23	LLEWELLYN	2:47.208	2:48.683	1.475
26	128	KOO	33.041	54	BUR	18.644	37	DUN	36.168	98	VRI	38.092	98	VRI	42.193	26	86	NESBITT	2:48.380	2:49.233	0.853
27	30	COO	33.367	49	FRE	18.680	66	FRA	36.246	19	VIT	38.355	23	LLE	42.422	27	27	HODGE	2:48.613	2:48.836	0.223
28	98	VRI	33.464	121	MEG	18.684	20	MAR	36.653	62	VAL	38.367	13	KOF	42.490	28	37	DUNNIK	2:49.020	2:50.237	1.217
29	66	FRA	33.559	66	FRA	18.713	98	VRI	36.663	66	FRA	38.377	20	MAR	42.702	29	66	FRASER	2:49.062	2:49.113	0.051
30	27	HOD	33.579	2	BRO	18.736	27	HOD	36.672	37	DUN	38.390	86	NES	42.757	30	98	VRIES	2:49.205	2:49.237	0.032
31	20	MAR	33.929	20	MAR	18.740	45	ORG	36.786	45	ORG	38.636	57	ANT	43.155	31	20	MARKLUND	2:50.758	2:50.781	0.023
32	79	CZI	33.953	79	CZI	18.754	79	CZI	36.842	20	MAR	38.734	37	DUN	43.193	32	79	CZICHOS	2:51.908	2:52.022	0.114
33	15	McM	33.993	30	COO	18.757	11	UHR	36.933	79	CZI	38.741	15	McM	43.420	33	49	FREITAG	2:52.538	2:53.239	0.701
34	50	DUP	33.998	61	DUB	18.787	86	NES	36.935	11	UHR	38.865	49	FRE	43.452	34	45	ORGIS	2:52.654	2:52.959	0.305
35	35	LOD	34.227	98	VRI	18.793	35	LOD	36.975	43	JES	38.901	50	DUP	43.536	35	57	ANTWEILER	2:53.336	2:53.556	0.220
36	49	FRE	34.389	45	ORG	18.800	49	FRE	37.054	54	BUR	38.933	11	UHR	43.615	36	11	UHRE	2:53.356	2:53.579	0.223
37	54	BUR	34.421	22	MEN	18.883	57	ANT	37.224	49	FRE	38.963	79	CZI	43.618	37	54	BURMAN	2:53.544	2:53.799	0.255
38	57	ANT	34.450	27	HOD	18.915	54	BUR	37.337	57	ANT	39.446	45	ORG	43.708	38	15	McMANUS	2:53.934	2:55.920	1.986
39	61	DUB	34.599	57	ANT	19.061	43	JES	37.430	35	LOD	39.789	43	JES	43.793	39	43	JESPERSEN	2:53.937	2:57.109	3.172
40	43	JES	34.674	35	LOD	19.101	61	DUB	37.799	15	McM	39.886	61	DUB	43.930	40	61	DUBBINK	2:55.111	2:55.125	0.014
41	45	ORG	34.724	11	UHR	19.116	147	HOL	38.062	61	DUB	39.996	54	BUR	44.209	41	35	LODGE	2:55.235	2:58.111	2.876
42	11	UHR	34.827	43	JES	19.139	15	McM	38.125	152	KON	40.153	147	HOL	44.906	42	147	HOLE	2:58.632	3:00.127	1.495
43	25	INN	35.052	41	ORG	19.313	25	INN	39.473	50	DUP	40.420	35	LOD	45.143	43	50	DUPASQUIER	2:59.331		
44	147	HOL	35.895	147	HOL	19.316	152	KON	40.624	147	HOL	40.453	152	KON	45.186	44	25	INNERFORS	3:01.991	3:03.676	1.685
45				25	INN	19.629	50	DUP	42.862	25	INN	40.925	25	INN	46.912	45	152	KONIG			
46				152	KON	20.960															
47																					

Weather / Track : Cloudy / Wet

Silverstone GP

Circuit Length = 3.6673 miles

Start: 09:30 Flag 10:00 End: 10:03

Results can be found at www.tsl-timing.com

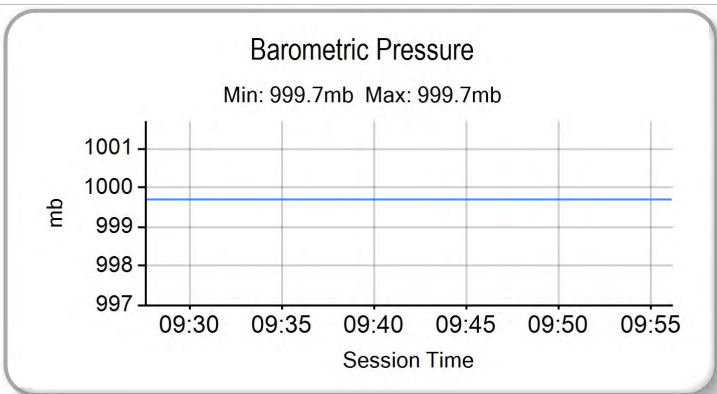
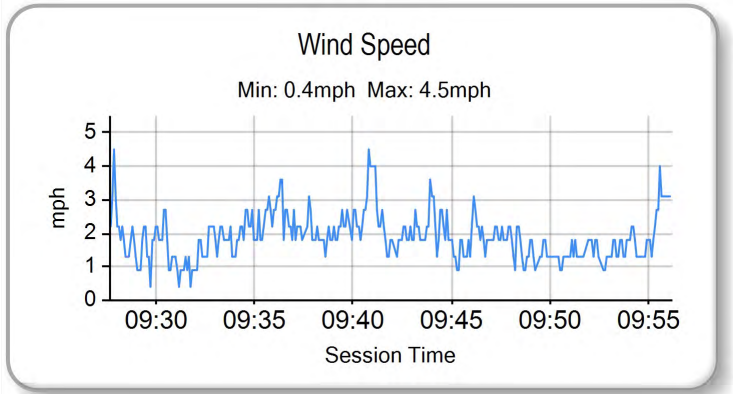
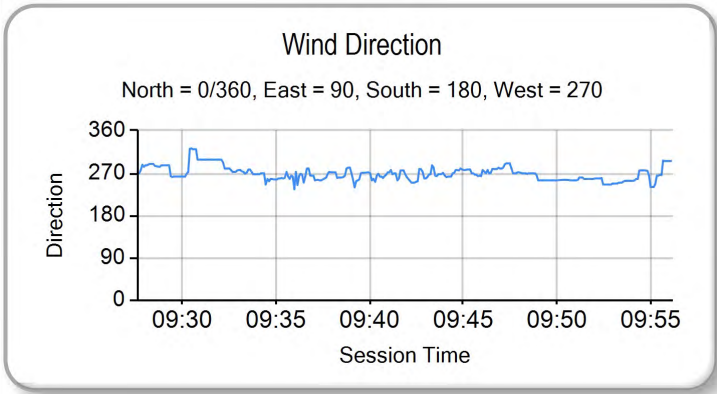
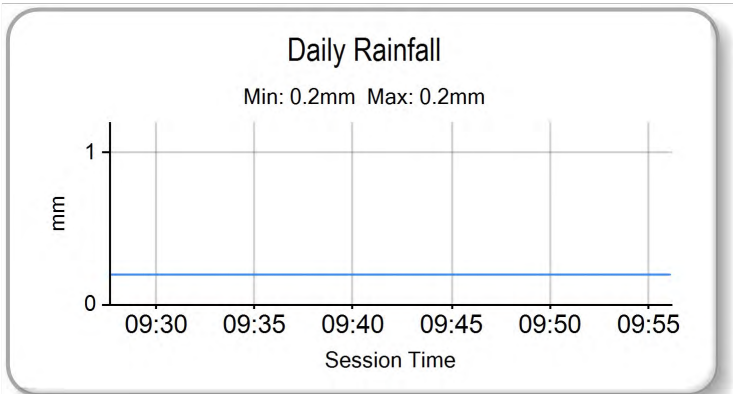
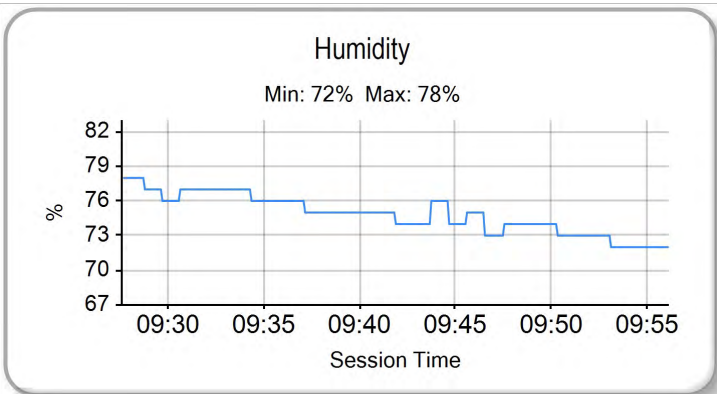
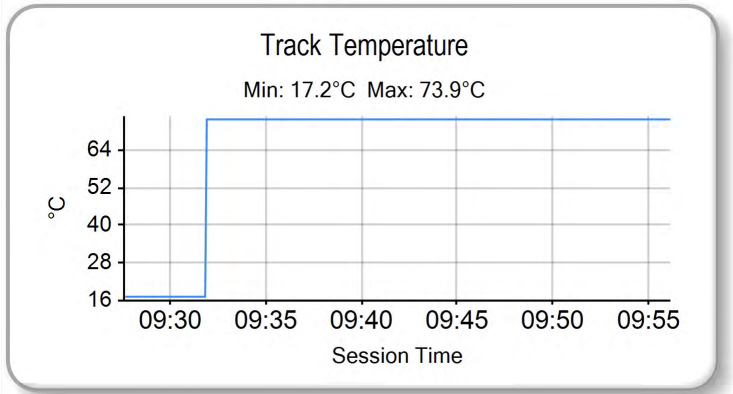
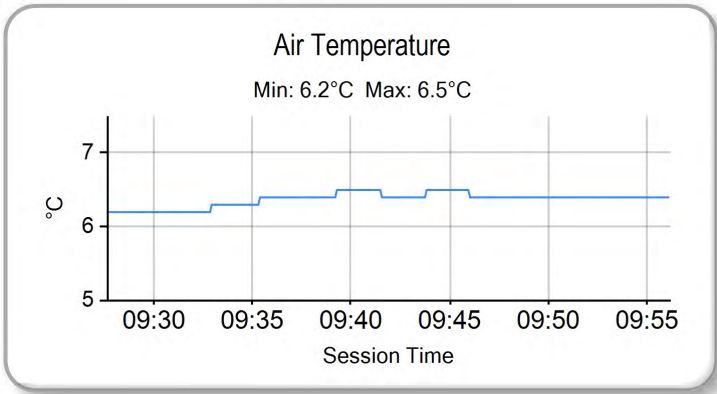
Printed - 10:09 Saturday, 09 April 2016

MCRCB BULLETIN TK087

2016 MCE British Superbike Championship - Round 1

2016 HEL Performance British Motostar Moto 3 GP & ADAC NEC

QUALIFYING 2 - WEATHER CONDITIONS



Weather / Track : Cloudy / Wet

Results can be found at www.tsl-timing.com

Silverstone GP
Circuit Length = 3.6673 miles
Start: 09:30 Flag 10:00 End: 10:03

Printed - 10:10 Saturday, 09 April 2016



ROW 16				46	147	Phillip HOLE	2:40.967
ROW 15	45	48	Ewan POTTER	44	54	Sam BURMAN	2:34.709
ROW 14	42	20	Joel MARKLUND	41	15	Eugene McMANUS	2:32.413
ROW 13	39	27	Josh HODGE	38	11	Lotte UHRE	2:30.791
ROW 12	36	13	Maximilian KOFLER	35	30	Max COOK	2:29.921
ROW 11	33	41	Kevin ORGIS	32	37	Rick DUNNIK	2:28.950
ROW 10	30	36	Sander KROEZE	29	154	Lukas FALCK	2:28.482
ROW 9	27	66	Cameron FRASER	26	22	Marie MENDE	2:28.357
ROW 8	24	79	Leon CZICHOS	23	4	Dirk GEIGER	2:28.072
ROW 7	21	121	Matthias MEGGLE	20	19	Sasha de VITS	2:27.471
ROW 6	18	42	Brian SLOOTEN	17	21	Richard KERR	2:26.449
ROW 5	15	50	Jason DUPASQUIER	14	128	Dennis KOOPMAN	2:25.065
ROW 4	12	44	Edmund BEST	11	35	Elliot LODGE	2:24.196
ROW 3	9	12	Edward RENDELL	8	7	Tim GEORGI	2:23.415
ROW 2	6	2	Mike BROUWERS	5	62	Vasco van der VALK	2:22.431
ROW 1	3	52	Jorel BOERBOOM	2	86	Charlie NESBITT	2:21.688
				1	26	Dani SAEZ	Pole

#25 - Not Qualified for Race

Silverstone GP
Circuit Length = 3.6673 miles

These results are provisional until the conclusion of any judicial and technical matters.

Race Director :	Stewards :	Timekeeper :
-----------------	------------	--------------

Results can be found at www.britishsuperbike.com

Printed - 10:20 Saturday, 09 April 2016





POS	NO	CL	PIC NAME	NAT	ENTRY	LAPS	TIME	GAP	DIFF	MPH	BEST	ON
1	86		1 Charlie NESBITT	GBR	KTM - e3 motorsport / Redline KTM	8	19:49.396			88.80	2:26.388	5
2	12		2 Edward RENDELL	GBR	Honda - Banks Racing	8	19:51.421	2.025	2.025	88.64	2:27.984	6
3	47		3 Jake ARCHER	GBR	KTM FTR - City Lifting / RS Racing	8	19:54.822	5.426	3.401	88.39	2:26.509	6
4	52		4 Jorel BOERBOOM	NED	Kalex KTM - FPW Racing	8	19:59.095	9.699	4.273	88.08	2:28.309	3
5	65		5 Josh OWENS	GBR	Kalex KTM - JPL racing	8	19:59.242	9.846	0.147	88.07	2:27.776	3
6	7	AGP	1 Tim GEORGI	GER	KTM - Freudenberg Racing Team	8	19:59.817	10.421	0.575	88.02	2:28.003	8
7	62		6 Vasco van der VALK	NED	Honda - GA Competition / vasco62.nl	8	20:07.309	17.913	7.492	87.48	2:28.899	6
8	35		7 Elliot LODGE	GBR	Honda - Essential Team Racing / SP125	8	20:08.874	19.478	1.565	87.36	2:29.257	5
9	2		8 Mike BROUWERS	NED	Husqvarna - Joma / Brouwersracingteam	8	20:11.142	21.746	2.268	87.20	2:29.912	2
10	44		9 Edmund BEST	GBR	KTM - SymCirus Motorsport	8	20:11.940	22.544	0.798	87.14	2:29.487	7
11	49	AS	1 Philipp FREITAG	GER	Honda - FKoch Rennsport & Hannes Allwardt	8	20:12.250	22.854	0.310	87.12	2:29.850	8
12	121	AS	2 Matthias MEGGLE	GER	Honda - Dynavolt Intact GP Junior Team	8	20:17.207	27.811	4.957	86.77	2:30.206	4
13	152	AS	3 Oliver KÖNIG	CZE	Honda -	8	20:19.152	29.756	1.945	86.63	2:29.630	8
14	23		10 Sam LLEWELLYN	GBR	Honda - Mammoth Motorsport	8	20:21.272	31.876	2.120	86.48	2:29.998	6
15	66		11 Cameron FRASER	GBR	Kalex KTM - FPW Racing	8	20:29.830	40.434	8.558	85.88	2:32.200	5
16	30		12 Max COOK	GBR	Repli-Cast - Repli-Cast UK Racing	8	20:36.339	46.943	6.509	85.42	2:31.416	8
17	42		13 Brian SLOOTEN	NED	Honda - Bakker Frame Racing	8	20:36.630	47.234	0.291	85.40	2:31.534	8
18	19	AS	4 Sasha de VITS	BEL	Honda - DV1 RacingTeam	8	20:38.932	49.536	2.302	85.25	2:32.251	6
19	37	AS	5 Rick DUNNIK	NED	Honda - HD Racing	8	20:39.112	49.716	0.180	85.23	2:32.173	6
20	128	AGP	2 Dennis KOOPMAN	NED	Honda - Herman van de Bunt	8	20:39.310	49.914	0.198	85.22	2:32.471	8
21	69		14 Tom BOOTH-AMOS	GBR	Tigcraft - FAB Racing	8	20:39.465	50.069	0.155	85.21	2:32.552	5
22	36	AS	6 Sander KROEZE	NED	Honda - Ernst Dubbink Eveno Racing	8	20:40.682	51.286	1.217	85.12	2:32.152	8
23	41	AS	7 Kevin ORGIS	GER	Honda - Kiefer Racing	8	20:40.765	51.369	0.083	85.12	2:32.107	8
24	43	AS	8 Simon JESPERSEN	DEN	Honda -	8	20:40.904	51.508	0.139	85.11	2:31.130	8
25	4	AS	9 Dirk GEIGER	GER	Honda - Kiefer Racing	8	20:40.961	51.565	0.057	85.11	2:32.172	8
26	99		15 Stephen CAMPBELL	GBR	Honda - Campbell Racing	8	20:45.779	56.383	4.818	84.78	2:31.985	7
27	98		16 Tomas de VRIES	NED	Honda - DAT Racing	8	20:46.596	57.200	0.817	84.72	2:32.576	5
28	26		17 Dani SAEZ	ESP	Honda - GA Competition	8	20:46.996	57.600	0.400	84.69	2:33.775	5
29	3	AS	10 Toni ERHARD	GER	Honda - Kiefer Racing	8	20:47.356	57.960	0.360	84.67	2:33.435	7
30	22	AS	11 Marie MENDE	GER	Honda - MM-Racing	8	20:48.251	58.855	0.895	84.61	2:33.573	7
31	11	AS	12 Lotte UHRE	DEN	Honda -	8	20:55.874	1:06.478	7.623	84.10	2:34.097	4
32	50	AGP	3 Jason DUPASQUIER	SWI	KTM - KTM Swiss Junior Team	8	20:56.383	1:06.987	0.509	84.06	2:33.330	8
33	61	AGP	4 Ernst DUBBINK	NED	Honda - Ernst Dubbink Eveno Racing	8	20:57.084	1:07.688	0.701	84.01	2:33.358	8
34	15		18 Eugene McMANUS	GBR	KTM - CD / IC Racing	8	20:58.392	1:08.996	1.308	83.93	2:33.850	8
35	45	AS	13 Leon ORGIS	GER	Honda - Kiefer Racing	8	20:58.848	1:09.452	0.456	83.90	2:34.126	7
36	79	AS	14 Leon CZICHOS	GER	Honda - d-Store Hannover Racing	8	20:58.904	1:09.508	0.056	83.89	2:33.725	8
37	27		19 Josh HODGE	GBR	KTM - Road and Race Performance	8	21:00.562	1:11.166	1.658	83.78	2:33.900	8
38	154	AS	15 Lukas FALCK	DEN	Honda -	8	21:06.935	1:17.539	6.373	83.36	2:35.556	5
39	13	AGP	5 Maximilian KOFLER	AUT	KTM - MSV Schwanenstadt	8	21:20.998	1:31.602	14.063	82.45	2:36.950	5
40	20		20 Joel MARKLUND	NED	Honda - Marklund Solutions / SP125	8	21:21.151	1:31.755	0.153	82.44	2:36.917	5
41	28		21 Lee HINDLE	GBR	KTM - JH Motorsport	8	21:39.970	1:50.574	18.819	81.24	2:39.073	4
42	54		22 Sam BURMAN	GBR	KTM - TeamWNT / Burman Racing	8	21:51.373	2:01.977	11.403	80.54	2:40.443	2
43	48		23 Ewan POTTER	GBR	Honda -	8	22:28.586	2:39.190	37.213	78.31	2:45.369	8
44	147	AS	16 Phillip HOLE	DEN	Honda - 3S ApS	8	22:42.051	2:52.655	13.465	77.54	2:46.947	5

NOT CLASSIFIED

DNF	57	AS	Manou ANTWEILER	GER	Honda -	7	17:49.564	1 Lap	1 Lap	86.40	2:30.938	3
DNF	21		Richard KERR	GBR	KTM - Bob Wylie Racing	0						

FASTEST LAP

86			Charlie NESBITT	GBR	KTM - e3 motorsport / Redline KTM	5	2:26.388	90.18 mph	145.14 kph
7	AGP		Tim GEORGI	GER	KTM - Freudenberg Racing Team	8	2:28.003	89.20 mph	143.55 kph
152	AS		Oliver KÖNIG	CZE	Honda -	8	2:29.630	88.23 mph	141.99 kph

Silverstone GP

Circuit Length = 3.6673 miles

Start: 15:44 Flag 16:03 End: 16:06

Weather / Track : Cloudy / Dry

These results are provisional until the conclusion of any judicial and technical matters.

Race Director :	Stewards :	Timekeeper :

Results can be found at www.britishsuperbike.com

Printed - 16:07 Saturday, 09 April 2016



MCRCB BULLETIN TK144

2016 MCE British Superbike Championship - Round 1

2016 HEL Performance British Motostar Moto 3 GP & ADAC NEC

RACE 3 - LAP CHART

LAP 1 @ 15:46:35.512		
NO	BEHIND	LAP TIME

12		2:32.427
52	2.048	2:34.475
86	2.105	2:34.532
47	2.248	2:34.675
65	2.863	2:35.290
62	2.972	2:35.399
2	4.464	2:36.891
44	4.557	2:36.984
35	4.658	2:37.085
7	4.685	2:37.112
49	5.272	2:37.699
121	5.558	2:37.985
57	6.520	2:38.947
152	6.606	2:39.033
23	7.059	2:39.486
42	7.580	2:40.007
26	7.648	2:40.075
128	8.083	2:40.510
66	8.382	2:40.809
4	10.086	2:42.513
36	10.460	2:42.887
69	10.728	2:43.155
50	11.202	2:43.629
22	11.212	2:43.639
19	11.582	2:44.009
98	11.598	2:44.025
3	11.978	2:44.405
41	12.326	2:44.753
30	12.582	2:45.009
37	12.681	2:45.108
43	12.791	2:45.218
61	14.027	2:46.454
27	15.127	2:47.554
79	15.571	2:47.998
15	15.788	2:48.215
45	16.763	2:49.190
11	17.172	2:49.599
99	17.789	2:50.216
28	18.301	2:50.728
154	18.469	2:50.896
54	19.019	2:51.446
20	19.613	2:52.040
13	19.864	2:52.291
147	21.954	2:54.381
48	27.920	3:00.347

LAP 2 @ 15:49:04.800		
NO	BEHIND	LAP TIME

12		2:29.288
86	2.229	2:29.412
65	2.525	2:28.950
52	3.200	2:30.440
47	3.280	2:30.320
62	4.123	2:30.439
2	5.088	2:29.912
44	6.964	2:31.695
35	7.249	2:31.879
7	7.350	2:31.953
121	8.544	2:32.274
49	8.702	2:32.718
152	10.297	2:32.979
57	11.096	2:33.864

23	11.113	2:33.342
66	11.720	2:32.626
26	13.195	2:34.835
128	13.472	2:34.677
42	13.567	2:35.275
36	15.785	2:34.613
4	16.917	2:36.119
3	18.116	2:35.426
69	18.476	2:37.036
50	18.831	2:36.917
22	18.915	2:36.991
98	19.121	2:36.811
30	19.241	2:35.947
37	19.350	2:35.957
19	19.586	2:37.292
43	19.830	2:36.327
41	20.057	2:37.019
61	22.675	2:37.936
15	24.900	2:38.400
27	25.147	2:39.308
11	25.604	2:37.720
79	26.111	2:39.828
99	26.268	2:37.767
154	26.421	2:37.240
45	26.946	2:39.471
54	30.174	2:40.443
28	30.262	2:41.249
20	30.489	2:40.164
13	30.675	2:40.099
147	40.561	2:47.895
48	47.570	2:48.938

LAP 3 @ 15:51:33.025		
NO	BEHIND	LAP TIME

12		2:28.225
65	2.076	2:27.776
86	2.233	2:28.229
52	3.284	2:28.309
47	3.455	2:28.400
62	5.698	2:29.800
2	6.883	2:30.020
7	8.878	2:29.753
44	10.223	2:31.484
35	10.596	2:31.572
49	11.100	2:30.623
121	11.642	2:31.323
57	13.809	2:30.938
152	13.889	2:31.817
23	15.913	2:33.025
66	16.002	2:32.507
26	18.938	2:33.968
42	19.101	2:33.759
128	19.516	2:34.269
36	23.406	2:35.846
4	24.137	2:35.445
69	24.356	2:34.105
30	24.485	2:33.469
3	25.174	2:35.283
98	25.423	2:34.527
22	25.711	2:35.021
19	25.885	2:34.524
37	26.345	2:35.220
43	26.475	2:34.870
41	26.698	2:34.866
50	27.586	2:36.980

61	30.689	2:36.239
99	32.475	2:34.432
11	32.932	2:35.553
154	33.786	2:35.590
27	34.078	2:37.156
15	34.549	2:37.874
45	35.070	2:36.349
79	35.194	2:37.308
20	41.919	2:39.655
13	42.319	2:39.869
28	44.654	2:42.617
54	45.655	2:43.706
147	1:00.217	2:47.881
48	1:05.074	2:45.729

LAP 4 @ 15:54:01.372		
NO	BEHIND	LAP TIME

12		2:28.347
86	2.011	2:28.125
65	3.976	2:30.247
52	4.033	2:29.096
47	4.135	2:29.027
62	7.963	2:30.612
7	9.072	2:28.541
2	10.290	2:31.754
35	11.624	2:29.375
44	12.286	2:30.410
49	13.013	2:30.260
121	13.501	2:30.206
152	17.127	2:31.585
57	17.140	2:31.678
66	20.060	2:32.405
23	20.398	2:32.832
42	25.891	2:35.137
128	26.271	2:35.102
26	26.579	2:35.988
30	27.907	2:31.769
36	29.470	2:34.411
69	29.884	2:33.875
4	30.010	2:34.220
98	30.571	2:33.495
37	30.809	2:32.811
19	30.950	2:33.412
41	31.568	2:33.217
43	32.824	2:34.696
3	32.876	2:36.049
22	33.230	2:35.866
50	36.241	2:37.002
99	37.492	2:33.364
11	38.682	2:34.097
61	39.536	2:37.194
154	41.395	2:35.956
45	41.814	2:35.091
15	42.335	2:36.133
27	42.482	2:36.751
79	42.826	2:35.979
20	51.216	2:37.644
13	52.077	2:38.105
28	55.380	2:39.073
54	59.362	2:42.054
147	1:19.678	2:47.808
48	1:23.832	2:47.105

LAP 5 @ 15:56:29.398		
NO	BEHIND	LAP TIME

12		2:28.026
86	0.373	2:26.388
47	4.437	2:28.328
52	4.533	2:28.526
65	5.447	2:29.497
7	9.225	2:28.179
62	10.249	2:30.312
2	12.539	2:30.275
35	12.855	2:29.257
44	15.569	2:31.309
49	15.649	2:30.662
121	15.938	2:30.463
152	20.576	2:31.475
57	20.671	2:31.557
23	23.224	2:30.852
66	24.234	2:32.200
128	31.777	2:33.532
42	31.903	2:34.038
26	32.328	2:33.775
30	32.489	2:32.608
69	34.410	2:32.552
36	34.819	2:33.375
98	35.121	2:32.576
37	35.294	2:32.511
19	35.520	2:32.596
4	35.739	2:33.755
41	36.589	2:33.047
22	39.267	2:34.063
43	39.481	2:34.683
3	39.579	2:34.729
99	42.064	2:32.598
11	44.791	2:34.135
50	46.542	2:38.327
61	47.827	2:36.317
45	48.396	2:34.608
154	48.925	2:35.556
15	49.094	2:34.785
27	49.330	2:34.874
79	49.801	2:35.001
20	1:00.107	2:36.917
13	1:01.001	2:36.950
28	1:07.769	2:40.415
54	1:12.339	2:41.003
147	1:38.599	2:46.947
48	1:41.484	2:45.678

LAP 6 @ 15:58:56.454		
NO	BEHIND	LAP TIME

86		2:26.683
12	0.928	2:27.984
47	3.890	2:26.509
52	6.268	2:28.791
65	6.633	2:28.242
7	10.298	2:28.129
62	12.092	2:28.899
35	15.624	2:29.825
2	16.667	2:31.184
49	18.727	2:30.134
44	19.107	2:30.594
121	19.936	2:31.054
57	24.740	2:31.125
152	24.753	2:31.233

23	26.166	2:29.998
66	29.463	2:32.285
30	39.188	2:33.755
42	39.432	2:34.585
26	39.946	2:34.674
37	40.411	2:32.173
128	40.518	2:35.797
69	40.557	2:33.203
19	40.715	2:32.251
36	40.911	2:33.148
98	42.279	2:34.214
41	42.329	2:32.796
4	42.416	2:33.733
43	44.659	2:32.234
3	46.329	2:33.806
22	47.110	2:34.899
99	47.420	2:32.412
11	52.690	2:34.955
50	54.968	2:35.482
61	56.055	2:35.284
45	56.906	2:35.566
15	56.952	2:34.914
27	57.191	2:34.917
154	57.472	2:35.603
79	57.765	2:35.020
20	1:10.526	2:37.475
13	1:11.051	2:37.106
28	1:23.816	2:43.103
54	1:27.764	2:42.481
147	2:03.677	2:52.134
48	2:03.903	2:49.475

LAP 7 @ 16:01:23.752		
NO	BEHIND	LAP TIME

86		2:27.298
12	2.118	2:28.488
47	5.040	2:28.448
65	8.664	2:29.329
52	9.424	2:30.454
7	11.147	2:28.147
62	15.294	2:30.500
35	18.481	2:30.155
2	20.181	2:30.812
44	21.296	2:29.487
49	21.733	2:30.304
121	23.711	2:31.073
152	28.855	2:31.400
57	28.897	2:31.455
23	29.614	2:30.746
66	35.312	2:33.147
30	44.256	2:32.366
42	44.429	2:32.295
37	45.677	2:32.564
19	45.882	2:32.465
69	46.122	2:32.863
128	46.172	2:32.952
36	47.863	2:34.250
41	47.991	2:32.960
4	48.122	2:33.004
26	48.914	2:36.266
43	49.107	2:31.746
98	49.377	2:34.396
99	52.107	2:31.985
3	52.466	2:33.435
22	53.385	2:33.573

Silverstone GP

Circuit Length = 3.6673 miles

Start: 15:44 Flag 16:03 End: 16:06

MCRCB BULLETIN TK144

2016 MCE British Superbike Championship - Round 1

2016 HEL Performance British Motostar Moto 3 GP & ADAC NEC

RACE 3 - LAP CHART

11	1:00.163	2:34.771
50	1:02.386	2:34.716
61	1:03.059	2:34.302
45	1:03.734	2:34.126
15	1:03.875	2:34.221
79	1:04.512	2:34.045
27	1:05.995	2:36.102
154	1:06.462	2:36.288
20	1:22.561	2:39.333
13	1:22.768	2:39.015
28	1:39.161	2:42.643
54	1:44.127	2:43.661
48	2:22.550	2:45.945
147	2:28.518	2:52.139

LAP 8	@ 16:03:52.481	
NO	BEHIND	LAP TIME

86		2:28.729
12	2.025	2:28.636
47	5.426	2:29.115
52	9.699	2:29.004
65	9.846	2:29.911
7	10.421	2:28.003
62	17.913	2:31.348
35	19.478	2:29.726
2	21.746	2:30.294
44	22.544	2:29.977
49	22.854	2:29.850
121	27.811	2:32.829
152	29.756	2:29.630
23	31.876	2:30.991
66	40.434	2:33.851
30	46.943	2:31.416
42	47.234	2:31.534
19	49.536	2:32.383
37	49.716	2:32.768
128	49.914	2:32.471
69	50.069	2:32.676
36	51.286	2:32.152
41	51.369	2:32.107
43	51.508	2:31.130
4	51.565	2:32.172
99	56.383	2:33.005
98	57.200	2:36.552
26	57.600	2:37.415
3	57.960	2:34.223
22	58.855	2:34.199
11	1:06.478	2:35.044
50	1:06.987	2:33.330
61	1:07.688	2:33.358
15	1:08.996	2:33.850
45	1:09.452	2:34.447
79	1:09.508	2:33.725
27	1:11.166	2:33.900
154	1:17.539	2:39.806
13	1:31.602	2:37.563
20	1:31.755	2:37.923
28	1:50.574	2:40.142
54	2:01.977	2:46.579
48	2:39.190	2:45.369
147	2:52.655	2:52.866

Weather / Track : Cloudy / Dry

MCRCB BULLETIN TK145

2016 MCE British Superbike Championship - Round 1

2016 HEL Performance British Motostar Moto 3 GP & ADAC NEC

RACE 3 - POSITION CHART

No	Name	Lap Pos								
			1	2	3	4	5	6	7	8
26	SAEZ	1	12	12	12	12	12	86	86	86
86	NESBITT	2	52	86	65	86	86	12	12	12
52	BOERBOOM	3	86	65	86	65	47	47	47	47
47	ARCHER	4	47	52	52	52	52	52	65	52
62	VALK	5	65	47	47	47	65	65	52	65
2	BROUWERS	6	62	62	62	62	7	7	7	7
65	OWENS	7	2	2	2	7	62	62	62	62
7	GEORGI	8	44	44	7	2	2	35	35	35
12	RENDELL	9	35	35	44	35	35	2	2	2
49	FREITAG	10	7	7	35	44	44	49	44	44
35	LODGE	11	49	121	49	49	49	44	49	49
44	BEST	12	121	49	121	121	121	121	121	121
152	KÖNIG	13	57	152	57	152	152	57	152	152
128	KOOPMAN	14	152	57	152	57	57	152	57	23
50	DUPASQUIER	15	23	23	23	66	23	23	23	66
57	ANTWEILER	16	42	66	66	23	66	66	66	30
21	KERR	17	26	26	26	42	128	30	30	42
42	SLOOTEN	18	128	128	42	128	42	42	42	19
98	VRIES	19	66	42	128	26	26	26	37	37
19	VITS	20	4	36	36	30	30	37	19	128
121	MEGGLE	21	36	4	4	36	69	128	69	69
23	LLEWELLYN	22	69	3	69	69	36	69	128	36
4	GEIGER	23	50	69	30	4	98	19	36	41
79	CZICHOS	24	22	50	3	98	37	36	41	43
3	ERHARD	25	19	22	98	37	19	98	4	4
22	MENDE	26	98	98	22	19	4	41	26	99
66	FRASER	27	3	30	19	41	41	4	43	98
69	BOOTH-AMOS	28	41	37	37	43	22	43	98	26
154	FALCK	29	30	19	43	3	43	3	99	3
36	KROEZE	30	37	43	41	22	3	22	3	22
45	ORGIS	31	43	41	50	50	99	99	22	11
37	DUNNIK	32	61	61	61	99	11	11	11	50
41	ORGIS	33	27	15	99	11	50	50	50	61
99	CAMPBELL	34	79	27	11	61	61	61	61	15
30	COOK	35	15	11	154	154	45	45	45	45
13	KOFLER	36	45	79	27	45	154	15	15	79
61	DUBBINK	37	11	99	15	15	15	27	79	27
11	UHRE	38	99	154	45	27	27	154	27	154
27	HODGE	39	28	45	79	79	79	79	154	13
43	JESPERSEN	40	154	54	20	20	20	20	20	20
15	McMANUS	41	54	28	13	13	13	13	13	28
20	MARKLUND	42	20	20	28	28	28	28	28	54
28	HINDLE	43	13	13	54	54	54	54	54	48
54	BURMAN	44	147	147	147	147	147	147	48	147

Silverstone GP
 Circuit Length = 3.6673 miles
 Start: 15:44 Flag 16:03 End: 16:06

Weather / Track : Cloudy / Dry

MCRCB BULLETIN TK145

2016 MCE British Superbike Championship - Round 1

2016 HEL Performance British Motostar Moto 3 GP & ADAC NEC

RACE 3 - POSITION CHART

No	Name	Lap Pos	Lap														
			1	2	3	4	5	6	7	8							
48	POTTER	45	48	48	48	48	48	48	147								
147	HOLE	46															

Weather / Track : Cloudy / Dry

Results can be found at www.tsl-timing.com

Page 2 of 2

Silverstone GP
Circuit Length = 3.6673 miles
Start: 15:44 Flag 16:03 End: 16:06

Printed - 16:09 Saturday, 09 April 2016

MCRCB BULLETIN TK146

2016 MCE British Superbike Championship - Round 1

2016 HEL Performance British Motostar Moto 3 GP & ADAC NEC

RACE 3 - SECTOR ANALYSIS

SECTOR 1 = FL to I1, SECTOR 2 = I1 to I2, SECTOR 3 = I2 to I3, SECTOR 4 = I3 to I4, SECTOR 5 = I4 to FL, DIFF = Difference To Personal Best Lap

P1 86 Charlie NESBITT		KTM - e3 motorsport / Redline KTM										
IDEAL LAP TIME : 2:26.153		BEST LAP TIME : 2:26.388				DIFFERENCE : 0.235						
LAP	SECTOR 1	SECTOR 2	SECTOR 3	SECTOR 4	SECTOR 5	LAP TIME	MPH	DIFF	TIME OF DAY			
1 -		16.920	129.3	32.647	92.8	33.952	39.932	117.6	2:34.532	85.43	8.144	15:46:37.617
2 -	29.465	16.780	129.5	31.298	93.2	33.121	38.748	119.1	2:29.412	88.36	3.024	15:49:07.029
3 -	28.725	16.717	130.5	31.138	94.5	33.314	38.335	119.7	2:28.229	89.06	1.841	15:51:35.258
4 -	29.222	16.785	129.8	30.889	95.0	32.964	38.265	119.3	2:28.125	89.13	1.737	15:54:03.383
5 -	28.699	16.592	131.3	30.570	96.2	32.834	37.693	120.2	2:26.388 (1)	90.18		15:56:29.771
6 -	28.981	16.500	129.8	30.781	96.1	32.691	37.730	119.7	2:26.683 (2)	90.00	0.295	15:58:56.454
7 -	28.734	16.837	128.5	31.003	96.2	32.933	37.791	118.0	2:27.298 (3)	89.63	0.910	16:01:23.752
8 -	29.369	16.794	128.3	31.298	95.3	33.234	38.034	116.8	2:28.729	88.76	2.341	16:03:52.481

P2 12 Edward RENDELL		Honda - Banks Racing										
IDEAL LAP TIME : 2:27.601		BEST LAP TIME : 2:27.984				DIFFERENCE : 0.383						
LAP	SECTOR 1	SECTOR 2	SECTOR 3	SECTOR 4	SECTOR 5	LAP TIME	MPH	DIFF	TIME OF DAY			
1 -		17.246	127.5	31.050	93.2	32.886	38.724	113.1	2:32.427	86.61	4.443	15:46:35.512
2 -	29.246	17.165	123.8	31.270	91.4	33.008	38.599	112.4	2:29.288	88.43	1.304	15:49:04.800
3 -	29.034	17.177	122.6	30.787	93.3	32.792	38.435	111.6	2:28.225 (3)	89.06	0.241	15:51:33.025
4 -	29.234	17.245	122.6	30.779	93.3	32.682	38.407	112.0	2:28.347	88.99	0.363	15:54:01.372
5 -	28.986	17.335	122.6	30.723	93.3	32.839	38.143	112.4	2:28.026 (2)	89.18	0.042	15:56:29.398
6 -	29.039	17.147	124.5	30.714	93.8	33.012	38.072	112.9	2:27.984 (1)	89.21		15:58:57.382
7 -	29.097	17.322	122.4	30.815	92.3	33.072	38.182	112.2	2:28.488	88.91	0.504	16:01:25.870
8 -	29.248	17.358	122.9	30.962	90.9	32.930	38.138	111.0	2:28.636	88.82	0.652	16:03:54.506

P3 47 Jake ARCHER		KTM FTR - City Lifting / RS Racing										
IDEAL LAP TIME : 2:26.350		BEST LAP TIME : 2:26.509				DIFFERENCE : 0.159						
LAP	SECTOR 1	SECTOR 2	SECTOR 3	SECTOR 4	SECTOR 5	LAP TIME	MPH	DIFF	TIME OF DAY			
1 -		16.943	130.0	32.005	95.8	33.440	39.510	120.0	2:34.675	85.35	8.166	15:46:37.760
2 -	30.109	16.698	129.8	31.211	95.5	33.283	39.019	120.0	2:30.320	87.82	3.811	15:49:08.080
3 -	29.271	16.532	129.5	31.034	96.1	32.919	38.644	119.7	2:28.400 (3)	88.96	1.891	15:51:36.480
4 -	29.147	16.794	127.3	31.068	97.5	33.175	38.843	118.9	2:29.027	88.59	2.518	15:54:05.507
5 -	29.116	16.860	128.8	30.754	94.2	33.203	38.395	118.0	2:28.328 (2)	89.00	1.819	15:56:33.835
6 -	28.873	16.691	127.8	30.675	95.0	32.440	37.830	117.6	2:26.509 (1)	90.11		15:59:00.344
7 -	29.034	16.970	126.6	31.305	95.8	32.904	38.235	117.8	2:28.448	88.93	1.939	16:01:28.792
8 -	29.284	17.124	125.9	31.472	95.1	32.995	38.240	117.6	2:29.115	88.53	2.606	16:03:57.907

P4 52 Jorel BOERBOOM		Kalex KTM - FPW Racing										
IDEAL LAP TIME : 2:27.518		BEST LAP TIME : 2:28.309				DIFFERENCE : 0.791						
LAP	SECTOR 1	SECTOR 2	SECTOR 3	SECTOR 4	SECTOR 5	LAP TIME	MPH	DIFF	TIME OF DAY			
1 -		17.208	128.5	32.137	94.6	33.198	40.037	116.3	2:34.475	85.46	6.166	15:46:37.560
2 -	29.903	16.826	130.0	31.290	91.4	33.275	39.146	118.7	2:30.440	87.75	2.131	15:49:08.000
3 -	29.000	16.885	128.5	30.968	93.7	32.830	38.626	118.2	2:28.309 (1)	89.01		15:51:36.309
4 -	29.114	17.009	128.3	30.948	95.3	33.021	39.004	118.7	2:29.096	88.54	0.787	15:54:05.405
5 -	29.025	16.994	129.8	30.725	91.3	33.159	38.623	118.0	2:28.526 (2)	88.88	0.217	15:56:33.931
6 -	29.213	16.931	129.8	30.998	92.6	33.228	38.421	117.6	2:28.791 (3)	88.73	0.482	15:59:02.722
7 -	29.542	17.262	129.0	31.345	92.0	33.395	38.910	117.2	2:30.454	87.75	2.145	16:01:33.176
8 -	29.330	17.211	128.3	30.998	92.4	33.328	38.137	115.9	2:29.004	88.60	0.695	16:04:02.180

P5 65 Josh OWENS		Kalex KTM - JPL racing										
IDEAL LAP TIME : 2:27.096		BEST LAP TIME : 2:27.776				DIFFERENCE : 0.680						
LAP	SECTOR 1	SECTOR 2	SECTOR 3	SECTOR 4	SECTOR 5	LAP TIME	MPH	DIFF	TIME OF DAY			
1 -		16.924	131.8	32.282	88.0	33.526	39.643	117.0	2:35.290	85.01	7.514	15:46:38.375
2 -	29.359	16.689	128.5	31.116	89.5	32.950	38.836	116.1	2:28.950 (3)	88.63	1.174	15:49:07.325
3 -	28.623	16.885	129.3	30.959	94.7	32.997	38.312	116.3	2:27.776 (1)	89.34		15:51:35.101
4 -	29.207	17.128	128.8	31.347	92.6	33.677	38.888	115.3	2:30.247	87.87	2.471	15:54:05.348
5 -	29.557	16.933	129.8	31.357	91.6	33.413	38.237	115.9	2:29.497	88.31	1.721	15:56:34.845
6 -	29.091	16.965	127.8	31.203	92.4	33.108	37.875	116.1	2:28.242 (2)	89.05	0.466	15:59:03.087
7 -	29.126	17.159	127.3	31.168	90.4	33.508	38.368	115.3	2:29.329	88.41	1.553	16:01:32.416
8 -	29.248	17.173	126.3	31.402	89.1	33.569	38.519	115.5	2:29.911	88.06	2.135	16:04:02.327

Silverstone GP

Circuit Length = 3.6673 miles

Start: 15:44 Flag 16:03 End: 16:06

Weather / Track : Cloudy / Dry

MCRCB BULLETIN TK146

2016 MCE British Superbike Championship - Round 1

2016 HEL Performance British Motostar Moto 3 GP & ADAC NEC

RACE 3 - SECTOR ANALYSIS

SECTOR 1 = FL to I1, SECTOR 2 = I1 to I2, SECTOR 3 = I2 to I3, SECTOR 4 = I3 to I4, SECTOR 5 = I4 to FL, DIFF = Difference To Personal Best Lap

P6		7 AGP		Tim GEORGI		KTM - Freudenberg Racing Team						
IDEAL LAP TIME : 2:27.670		BEST LAP TIME : 2:28.003		DIFFERENCE : 0.333								
LAP	SECTOR 1	SECTOR 2	SECTOR 3	SECTOR 4	SECTOR 5	LAP TIME	MPH	DIFF	TIME OF DAY			
1 -		17.208	135.0	32.460	92.0	34.847	39.462	113.9	2:37.112	84.03	9.109	15:46:40.197
2 -	30.474	17.193	133.1	32.026	91.1	34.080	38.180	118.2	2:31.953	86.88	3.950	15:49:12.150
3 -	30.007	16.892	133.4	31.697	92.1	33.637	37.520	119.1	2:29.753	88.16	1.750	15:51:41.903
4 -	29.502	16.887	133.1	31.510	93.4	33.394	37.248	119.7	2:28.541	88.88	0.538	15:54:10.444
5 -	29.382	16.958	133.1	31.312	92.4	33.198	37.329	119.3	2:28.179	89.09	0.176	15:56:38.623
6 -	29.568	16.942	132.6	31.184	91.6	33.282	37.153	119.7	2:28.129 (2)	89.12	0.126	15:59:06.752
7 -	29.442	16.942	132.1	31.050	90.5	33.382	37.331	118.9	2:28.147 (3)	89.11	0.144	16:01:34.899
8 -	29.493	16.894	132.3	31.152	91.9	33.307	37.157	120.4	2:28.003 (1)	89.20		16:04:02.902

P7		62		Vasco van der VALK		Honda - GA Competition / vasco62.nl						
IDEAL LAP TIME : 2:28.507		BEST LAP TIME : 2:28.899		DIFFERENCE : 0.392								
LAP	SECTOR 1	SECTOR 2	SECTOR 3	SECTOR 4	SECTOR 5	LAP TIME	MPH	DIFF	TIME OF DAY			
1 -		17.070	127.3	31.958	93.2	33.348	39.887	114.7	2:35.399	84.95	6.500	15:46:38.484
2 -	29.765	17.098	125.6	31.299	90.9	33.190	39.087	115.5	2:30.439	87.75	1.540	15:49:08.923
3 -	29.163	17.242	124.5	31.190	93.4	33.111	39.094	114.5	2:29.800 (2)	88.13	0.901	15:51:38.723
4 -	29.282	17.450	123.8	31.126	95.0	33.295	39.459	113.7	2:30.612	87.65	1.713	15:54:09.335
5 -	29.470	17.465	124.5	30.794	93.8	33.606	38.977	114.5	2:30.312 (3)	87.83	1.413	15:56:39.647
6 -	29.293	17.146	124.7	30.778	95.4	33.297	38.385	115.5	2:28.899 (1)	88.66		15:59:08.546
7 -	29.274	17.406	124.0	30.893	90.9	33.900	39.027	113.3	2:30.500	87.72	1.601	16:01:39.046
8 -	29.637	17.605	122.0	31.220	93.0	33.953	38.933	113.5	2:31.348	87.23	2.449	16:04:10.394

P8		35		Elliot LODGE		Honda - Essential Team Racing / SP125						
IDEAL LAP TIME : 2:28.756		BEST LAP TIME : 2:29.257		DIFFERENCE : 0.501								
LAP	SECTOR 1	SECTOR 2	SECTOR 3	SECTOR 4	SECTOR 5	LAP TIME	MPH	DIFF	TIME OF DAY			
1 -		17.470	130.3	31.667	93.2	33.859	40.211	113.9	2:37.085	84.04	7.828	15:46:40.170
2 -	29.916	16.925	129.8	31.903	91.8	33.344	39.791	116.3	2:31.879	86.92	2.622	15:49:12.049
3 -	30.298	17.133	127.5	31.600	92.5	34.033	38.508	117.0	2:31.572	87.10	2.315	15:51:43.621
4 -	29.749	17.041	129.5	30.959	90.9	33.234	38.392	115.9	2:29.375 (2)	88.38	0.118	15:54:12.996
5 -	29.583	17.067	126.3	31.295	92.4	33.178	38.134	115.9	2:29.257 (1)	88.45		15:56:42.253
6 -	29.608	17.074	124.5	31.558	92.1	33.441	38.144	115.3	2:29.825	88.11	0.568	15:59:12.078
7 -	29.760	17.199	124.2	31.230	92.8	33.379	38.587	114.3	2:30.155	87.92	0.898	16:01:42.233
8 -	29.561	17.360	123.5	31.450	92.9	33.177	38.178	115.7	2:29.726 (3)	88.17	0.469	16:04:11.959

P9		2		Mike BROUWERS		Husqvarna - Joma / Brouwersracingteam						
IDEAL LAP TIME : 2:29.137		BEST LAP TIME : 2:29.912		DIFFERENCE : 0.775								
LAP	SECTOR 1	SECTOR 2	SECTOR 3	SECTOR 4	SECTOR 5	LAP TIME	MPH	DIFF	TIME OF DAY			
1 -		17.397	129.5	32.020	91.0	33.672	40.258	113.5	2:36.891	84.15	6.979	15:46:39.976
2 -	29.304	17.323	125.9	31.164	92.0	33.126	38.995	114.9	2:29.912 (1)	88.06		15:49:09.888
3 -	29.136	17.212	125.6	31.197	91.4	33.475	39.000	113.1	2:30.020 (2)	88.00	0.108	15:51:39.908
4 -	29.865	17.629	124.0	31.741	90.3	33.649	38.870	114.1	2:31.754	86.99	1.842	15:54:11.662
5 -	29.446	17.370	125.2	31.306	89.1	33.430	38.723	111.6	2:30.275 (3)	87.85	0.363	15:56:41.937
6 -	29.458	17.536	123.5	31.905	88.0	33.725	38.560	113.1	2:31.184	87.32	1.272	15:59:13.121
7 -	29.492	17.417	124.2	31.457	89.5	33.665	38.781	111.4	2:30.812	87.54	0.900	16:01:43.933
8 -	29.491	17.509	122.9	31.391	90.4	33.404	38.499	112.0	2:30.294	87.84	0.382	16:04:14.227

P10		44		Edmund BEST		KTM - SymCirrus Motorsport						
IDEAL LAP TIME : 2:28.787		BEST LAP TIME : 2:29.487		DIFFERENCE : 0.700								
LAP	SECTOR 1	SECTOR 2	SECTOR 3	SECTOR 4	SECTOR 5	LAP TIME	MPH	DIFF	TIME OF DAY			
1 -		17.531	128.3	32.161	91.3	33.855	39.716	114.3	2:36.984	84.10	7.497	15:46:40.069
2 -	29.756	17.132	128.5	31.894	89.2	34.024	38.889	116.3	2:31.695	87.03	2.208	15:49:11.764
3 -	29.831	17.564	126.6	31.845	90.3	33.870	38.374	116.1	2:31.484	87.15	1.997	15:51:43.248
4 -	29.838	17.282	127.5	31.391	92.0	33.503	38.396	116.8	2:30.410 (3)	87.77	0.923	15:54:13.658
5 -	29.713	17.233	125.9	31.700	89.8	33.996	38.667	115.5	2:31.309	87.25	1.822	15:56:44.967
6 -	30.090	17.195	127.5	31.793	92.3	33.847	37.669	118.2	2:30.594	87.66	1.107	15:59:15.561
7 -	29.125	17.178	126.8	31.411	90.8	33.628	38.145	115.3	2:29.487 (1)	88.31		16:01:45.048

Silverstone GP

Circuit Length = 3.6673 miles

Start: 15:44 Flag 16:03 End: 16:06

Weather / Track : Cloudy / Dry

MCRCB BULLETIN TK146

2016 MCE British Superbike Championship - Round 1

2016 HEL Performance British Motostar Moto 3 GP & ADAC NEC

RACE 3 - SECTOR ANALYSIS

SECTOR 1 = FL to I1, SECTOR 2 = I1 to I2, SECTOR 3 = I2 to I3, SECTOR 4 = I3 to I4, SECTOR 5 = I4 to FL, DIFF = Difference To Personal Best Lap

8- 29.671 17.276 126.3 31.489 90.4 **33.470** 38.071 115.9 2:29.977 (2) 88.02 0.490 16:04:15.025

P11 49 AS Philipp FREITAG			Honda - FKoch Rennsport & Hannes Allwardt							
IDEAL LAP TIME : 2:29.261			BEST LAP TIME : 2:29.850			DIFFERENCE : 0.589				
LAP	SECTOR 1	SECTOR 2	SECTOR 3	SECTOR 4	SECTOR 5	LAP TIME	MPH	DIFF	TIME OF DAY	
1-		17.501 126.8	32.805 90.8	34.250	39.713 114.5	2:37.699	83.71	7.849	15:46:40.784	
2-	30.165	17.219 128.3	31.974 93.7	34.519	38.841 115.7	2:32.718	86.44	2.868	15:49:13.502	
3-	29.620	17.140 125.4	31.540 91.8	33.902	38.421 115.3	2:30.623	87.65	0.773	15:51:44.125	
4-	29.733	17.222 125.4	31.415 93.8	33.457	38.433 115.7	2:30.260 (3)	87.86	0.410	15:54:14.385	
5-	29.709	17.141 126.1	31.666 93.2	33.762	38.384 116.1	2:30.662	87.62	0.812	15:56:45.047	
6-	29.675	17.311 123.5	31.530 93.7	33.448	38.170 115.1	2:30.134 (2)	87.93	0.284	15:59:15.181	
7-	29.912	17.183 125.4	31.413 92.3	33.719	38.077 115.5	2:30.304	87.83	0.454	16:01:45.485	
8-	29.624	17.069 126.6	31.474 91.3	33.972	37.711 116.3	2:29.850 (1)	88.10		16:04:15.335	

P12 121 AS Matthias MEGGLE			Honda - Dynavolt Intact GP Junior Team							
IDEAL LAP TIME : 2:29.970			BEST LAP TIME : 2:30.206			DIFFERENCE : 0.236				
LAP	SECTOR 1	SECTOR 2	SECTOR 3	SECTOR 4	SECTOR 5	LAP TIME	MPH	DIFF	TIME OF DAY	
1-		17.512 126.6	32.319 90.9	34.270	39.801 112.9	2:37.985	83.56	7.779	15:46:41.070	
2-	29.961	17.389 126.3	31.968 90.1	33.883	39.073 111.8	2:32.274	86.70	2.068	15:49:13.344	
3-	30.031	17.377 123.8	31.374 91.6	33.896	38.645 113.1	2:31.323	87.24	1.117	15:51:44.667	
4-	29.646	17.406 124.0	31.276 92.4	33.337	38.541 114.3	2:30.206 (1)	87.89		15:54:14.873	
5-	29.565	17.359 124.5	31.402 91.8	33.676	38.461 114.5	2:30.463 (2)	87.74	0.257	15:56:45.336	
6-	29.857	17.578 124.7	31.523 90.6	33.446	38.650 111.4	2:31.054 (3)	87.40	0.848	15:59:16.390	
7-	29.537	17.515 122.2	31.392 87.8	33.753	38.876 110.1	2:31.073	87.39	0.867	16:01:47.463	
8-	29.997	17.778 119.4	32.000 87.3	33.984	39.070 108.7	2:32.829	86.38	2.623	16:04:20.292	

P13 152 AS Oliver KÖNIG			Honda -							
IDEAL LAP TIME : 2:29.039			BEST LAP TIME : 2:29.630			DIFFERENCE : 0.591				
LAP	SECTOR 1	SECTOR 2	SECTOR 3	SECTOR 4	SECTOR 5	LAP TIME	MPH	DIFF	TIME OF DAY	
1-		17.412 126.8	32.983 91.4	34.733	39.405 117.2	2:39.033	83.01	9.403	15:46:42.118	
2-	30.340	17.543 123.1	32.332 92.9	33.817	38.947 115.1	2:32.979	86.30	3.349	15:49:15.097	
3-	29.752	17.621 122.9	32.022 93.3	33.659	38.763 115.5	2:31.817	86.96	2.187	15:51:46.914	
4-	30.140	17.293 123.1	31.701 92.0	33.764	38.687 113.3	2:31.585	87.09	1.955	15:54:18.499	
5-	30.083	17.390 123.1	31.904 93.8	34.082	38.016 113.1	2:31.475	87.15	1.845	15:56:49.974	
6-	29.967	17.521 119.8	32.155 93.7	33.544	38.046 112.2	2:31.233 (2)	87.29	1.603	15:59:21.207	
7-	29.839	17.533 121.7	31.597 90.0	33.603	38.828 112.9	2:31.400 (3)	87.20	1.770	16:01:52.607	
8-	29.827	17.809 122.0	31.050 95.1	33.370	37.574 112.9	2:29.630 (1)	88.23		16:04:22.237	

P14 23 Sam LLEWELLYN			Honda - Mammoth Motorsport							
IDEAL LAP TIME : 2:29.846			BEST LAP TIME : 2:29.998			DIFFERENCE : 0.152				
LAP	SECTOR 1	SECTOR 2	SECTOR 3	SECTOR 4	SECTOR 5	LAP TIME	MPH	DIFF	TIME OF DAY	
1-		17.382 124.7	33.107 86.9	34.587	39.428 115.5	2:39.486	82.78	9.488	15:46:42.571	
2-	30.018	17.607 125.2	32.504 93.4	34.123	39.090 112.9	2:33.342	86.09	3.344	15:49:15.913	
3-	30.813	17.280 124.9	32.274 92.9	34.210	38.448 113.9	2:33.025	86.27	3.027	15:51:48.938	
4-	30.186	17.593 122.2	32.115 93.5	33.906	39.032 115.5	2:32.832	86.38	2.834	15:54:21.770	
5-	29.586	17.436 124.7	31.854 92.4	33.603	38.373 112.9	2:30.852 (3)	87.51	0.854	15:56:52.622	
6-	29.539	17.374 122.6	31.356 92.6	33.499	38.230 113.9	2:29.998 (1)	88.01		15:59:22.620	
7-	29.847	17.571 122.0	31.411 92.1	33.591	38.326 113.7	2:30.746 (2)	87.58	0.748	16:01:53.366	
8-	29.685	17.764 122.0	31.508 92.8	33.862	38.172 110.9	2:30.991	87.43	0.993	16:04:24.357	

P15 66 Cameron FRASER			Kalex KTM - FPW Racing							
IDEAL LAP TIME : 2:31.441			BEST LAP TIME : 2:32.200			DIFFERENCE : 0.759				
LAP	SECTOR 1	SECTOR 2	SECTOR 3	SECTOR 4	SECTOR 5	LAP TIME	MPH	DIFF	TIME OF DAY	
1-		17.374 131.3	33.804 88.3	34.484	39.368 119.5	2:40.809	82.09	8.609	15:46:43.894	
2-	29.941	17.073 130.8	32.412 93.4	34.300	38.900 118.7	2:32.626	86.50	0.426	15:49:16.520	
3-	29.874	17.443 128.8	32.229 94.5	34.062	38.899 117.2	2:32.507	86.56	0.307	15:51:49.027	
4-	29.845	17.323 128.0	32.069 94.7	34.238	38.930 116.1	2:32.405 (3)	86.62	0.205	15:54:21.432	
5-	29.760	17.339 128.5	31.975 91.5	34.555	38.571 116.1	2:32.200 (1)	86.74		15:56:53.632	
6-	29.845	17.283 128.8	32.089 93.2	34.286	38.782 116.1	2:32.285 (2)	86.69	0.085	15:59:25.917	

Silverstone GP

Circuit Length = 3.6673 miles

Start: 15:44 Flag 16:03 End: 16:06

Weather / Track : Cloudy / Dry

MCRCB BULLETIN TK146

2016 MCE British Superbike Championship - Round 1

2016 HEL Performance British Motostar Moto 3 GP & ADAC NEC

RACE 3 - SECTOR ANALYSIS

SECTOR 1 = FL to I1, SECTOR 2 = I1 to I2, SECTOR 3 = I2 to I3, SECTOR 4 = I3 to I4, SECTOR 5 = I4 to FL, DIFF = Difference To Personal Best Lap

7 -	30.106	17.558	126.8	32.080	93.5	34.484	38.919	114.5	2:33.147	86.20	0.947	16:01:59.064
8 -	30.459	17.613	125.2	32.155	89.9	34.487	39.137	109.6	2:33.851	85.81	1.651	16:04:32.915

P16 30		Max COOK		Repli-Cast - Repli-Cast UK Racing								
IDEAL LAP TIME : 2:30.999		BEST LAP TIME : 2:31.416		DIFFERENCE : 0.417								
LAP	SECTOR 1	SECTOR 2	SECTOR 3	SECTOR 4	SECTOR 5	LAP TIME	MPH	DIFF	TIME OF DAY			
1 -		17.915	125.6	33.331	91.0	34.844	41.024	114.5	2:45.009	80.01	13.593	15:46:48.094
2 -	31.123	17.552	123.3	32.586	92.6	34.519	40.167	113.5	2:35.947	84.65	4.531	15:49:24.041
3 -	30.840	17.515	124.7	32.553	93.2	34.198	38.363	115.9	2:33.469	86.02	2.053	15:51:57.510
4 -	30.261	17.551	124.2	31.965	93.7	33.462	38.530	115.1	2:31.769 (2)	86.99	0.353	15:54:29.279
5 -	30.345	17.611	123.5	32.006	92.3	33.911	38.735	115.1	2:32.608	86.51	1.192	15:57:01.887
6 -	30.684	17.648	124.5	32.574	92.8	34.382	38.467	113.5	2:33.755	85.86	2.339	15:59:35.642
7 -	30.229	17.784	121.1	31.888	92.9	33.844	38.621	112.4	2:32.366 (3)	86.64	0.950	16:02:08.008
8 -	30.014	17.796	120.6	31.838	89.7	33.598	38.170	112.6	2:31.416 (1)	87.19		16:04:39.424

P17 42		Brian SLOOTEN		Honda - Bakker Frame Racing								
IDEAL LAP TIME : 2:31.093		BEST LAP TIME : 2:31.534		DIFFERENCE : 0.441								
LAP	SECTOR 1	SECTOR 2	SECTOR 3	SECTOR 4	SECTOR 5	LAP TIME	MPH	DIFF	TIME OF DAY			
1 -		17.534	128.8	33.644	86.3	34.890	39.720	113.1	2:40.007	82.51	8.473	15:46:43.092
2 -	31.131	17.292	127.8	32.653	91.3	34.727	39.472	114.3	2:35.275	85.02	3.741	15:49:18.367
3 -	30.486	17.328	127.3	32.108	89.1	34.778	39.059	115.7	2:33.759 (3)	85.86	2.225	15:51:52.126
4 -	30.536	17.511	128.0	33.088	91.1	34.811	39.191	112.0	2:35.137	85.10	3.603	15:54:27.263
5 -	30.832	17.419	126.3	31.919	90.1	34.579	39.289	112.4	2:34.038	85.70	2.504	15:57:01.301
6 -	30.980	17.520	126.8	32.876	90.3	34.844	38.365	114.1	2:34.585	85.40	3.051	15:59:35.886
7 -	30.175	17.502	124.9	31.795	89.2	34.523	38.300	114.1	2:32.295 (2)	86.68	0.761	16:02:08.181
8 -	30.309	17.575	126.1	31.819	90.1	33.687	38.144	110.1	2:31.534 (1)	87.12		16:04:39.715

P18 19 AS		Sasha de VITS		Honda - DV1 RacingTeam								
IDEAL LAP TIME : 2:30.539		BEST LAP TIME : 2:32.251		DIFFERENCE : 1.712								
LAP	SECTOR 1	SECTOR 2	SECTOR 3	SECTOR 4	SECTOR 5	LAP TIME	MPH	DIFF	TIME OF DAY			
1 -		18.092	125.4	33.504	91.4	35.607	40.577	114.3	2:44.009	80.49	11.758	15:46:47.094
2 -	31.345	17.356	126.8	33.184	92.0	34.814	40.593	115.3	2:37.292	83.93	5.041	15:49:24.386
3 -	30.641	17.316	127.5	32.812	91.9	34.827	38.928	117.6	2:34.524	85.43	2.273	15:51:58.910
4 -	30.444	17.095	127.0	32.589	90.8	34.233	39.051	115.9	2:33.412	86.05	1.161	15:54:32.322
5 -	29.779	17.079	125.6	32.850	90.0	34.436	38.452	118.0	2:32.596	86.51	0.345	15:57:04.918
6 -	29.945	17.401	126.3	31.595	91.9	34.406	38.904	117.6	2:32.251 (1)	86.71		15:59:37.169
7 -	30.225	17.225	125.9	32.446	92.3	33.634	38.935	113.5	2:32.465 (3)	86.59	0.214	16:02:09.634
8 -	30.048	17.220	127.0	32.240	89.5	33.896	38.979	113.3	2:32.383 (2)	86.63	0.132	16:04:42.017

P19 37 AS		Rick DUNNIK		Honda - HD Racing								
IDEAL LAP TIME : 2:31.192		BEST LAP TIME : 2:32.173		DIFFERENCE : 0.981								
LAP	SECTOR 1	SECTOR 2	SECTOR 3	SECTOR 4	SECTOR 5	LAP TIME	MPH	DIFF	TIME OF DAY			
1 -		18.011	127.3	33.679	87.3	35.432	39.658	114.3	2:45.108	79.96	12.935	15:46:48.193
2 -	31.199	17.883	125.9	32.309	89.0	34.993	39.573	114.9	2:35.957	84.65	3.784	15:49:24.150
3 -	31.044	17.320	127.3	32.916	87.7	34.859	39.081	114.3	2:35.220	85.05	3.047	15:51:59.370
4 -	30.157	17.199	127.0	32.116	90.4	34.080	39.259	114.3	2:32.811	86.39	0.638	15:54:32.181
5 -	30.085	16.997	127.5	32.329	89.7	34.272	38.828	114.1	2:32.511 (2)	86.56	0.338	15:57:04.692
6 -	29.779	17.183	126.3	31.777	90.9	34.437	38.997	114.5	2:32.173 (1)	86.75		15:59:36.865
7 -	30.063	17.358	126.6	32.281	90.8	33.811	39.051	112.4	2:32.564 (3)	86.53	0.391	16:02:09.429
8 -	30.037	17.449	123.1	32.389	89.3	33.983	38.910	114.5	2:32.768	86.42	0.595	16:04:42.197

P20 128 AGP		Dennis KOOPMAN		Honda - Herman van de Bunt								
IDEAL LAP TIME : 2:31.732		BEST LAP TIME : 2:32.471		DIFFERENCE : 0.739								
LAP	SECTOR 1	SECTOR 2	SECTOR 3	SECTOR 4	SECTOR 5	LAP TIME	MPH	DIFF	TIME OF DAY			
1 -		17.552	127.8	32.991	89.7	34.904	39.932	113.3	2:40.510	82.25	8.039	15:46:43.595
2 -	30.436	17.181	128.5	32.823	91.0	34.703	39.534	112.4	2:34.677	85.35	2.206	15:49:18.272
3 -	31.043	17.457	125.4	32.137	93.3	34.445	39.187	115.1	2:34.269	85.58	1.798	15:51:52.541
4 -	30.414	17.310	125.6	33.144	90.9	34.940	39.294	113.7	2:35.102	85.12	2.631	15:54:27.643
5 -	30.084	17.487	124.2	32.052	90.3	34.590	39.319	111.8	2:33.532 (3)	85.99	1.061	15:57:01.175

Weather / Track : Cloudy / Dry

Silverstone GP

Circuit Length = 3.6673 miles

Start: 15:44 Flag 16:03 End: 16:06

MCRCB BULLETIN TK146

2016 MCE British Superbike Championship - Round 1

2016 HEL Performance British Motostar Moto 3 GP & ADAC NEC

RACE 3 - SECTOR ANALYSIS

SECTOR 1 = FL to I1, SECTOR 2 = I1 to I2, SECTOR 3 = I2 to I3, SECTOR 4 = I3 to I4, SECTOR 5 = I4 to FL, DIFF = Difference To Personal Best Lap

6 -	30.727	17.659	123.3	32.940	91.5	35.151	39.320	114.7	2:35.797	84.74	3.326	15:59:36.972
7 -	30.165	17.333	128.0	32.824	93.0	33.987	38.643	115.5	2:32.952 (2)	86.31	0.481	16:02:09.924
8 -	30.450	17.351	124.9	31.837	93.4	34.083	38.750	113.1	2:32.471 (1)	86.58		16:04:42.395

P21 69 Tom BOOTH-AMOS		Tigcraft - FAB Racing										
IDEAL LAP TIME : 2:32.065		BEST LAP TIME : 2:32.552					DIFFERENCE : 0.487					
LAP	SECTOR 1	SECTOR 2	SECTOR 3	SECTOR 4	SECTOR 5	LAP TIME	MPH	DIFF	TIME OF DAY			
1 -		18.146	125.2	33.243	89.1	35.675	40.066	114.3	2:43.155	80.91	10.603	15:46:46.240
2 -	30.984	17.768	123.3	33.209	88.1	34.948	40.127	113.9	2:37.036	84.07	4.484	15:49:23.276
3 -	30.430	17.477	124.7	32.339	91.4	34.458	39.401	114.5	2:34.105	85.67	1.553	15:51:57.381
4 -	30.613	17.473	123.1	32.549	91.9	34.200	39.040	113.7	2:33.875	85.79	1.323	15:54:31.256
5 -	30.139	17.539	123.5	31.879	90.6	34.088	38.907	112.4	2:32.552 (1)	86.54		15:57:03.808
6 -	30.017	17.506	122.6	32.311	90.6	34.462	38.907	117.4	2:33.203	86.17	0.651	15:59:37.011
7 -	30.261	17.343	126.3	32.100	92.9	34.189	38.970	113.5	2:32.863 (3)	86.36	0.311	16:02:09.874
8 -	30.275	17.696	121.3	31.863	92.1	34.065	38.777	114.3	2:32.676 (2)	86.47	0.124	16:04:42.550

P22 36 AS Sander KROEZE		Honda - Ernst Dubbink Eveno Racing										
IDEAL LAP TIME : 2:31.587		BEST LAP TIME : 2:32.152					DIFFERENCE : 0.565					
LAP	SECTOR 1	SECTOR 2	SECTOR 3	SECTOR 4	SECTOR 5	LAP TIME	MPH	DIFF	TIME OF DAY			
1 -		17.779	126.1	32.823	93.2	35.133	39.828	117.0	2:42.887	81.05	10.735	15:46:45.972
2 -	30.413	17.560	125.6	32.518	91.1	34.326	39.796	115.1	2:34.613	85.38	2.461	15:49:20.585
3 -	30.935	17.886	123.8	32.790	90.1	34.484	39.751	113.5	2:35.846	84.71	3.694	15:51:56.431
4 -	30.782	17.774	124.2	32.790	92.6	34.075	38.990	114.5	2:34.411	85.50	2.259	15:54:30.842
5 -	30.395	17.660	124.5	32.054	92.0	34.395	38.871	114.7	2:33.375 (3)	86.07	1.223	15:57:04.217
6 -	30.060	18.056	125.4	32.386	91.1	34.118	38.528	116.8	2:33.148 (2)	86.20	0.996	15:59:37.365
7 -	30.403	17.328	127.0	32.696	89.9	34.786	39.037	113.5	2:34.250	85.59	2.098	16:02:11.615
8 -	30.401	17.552	123.1	31.887	92.1	33.872	38.440	115.5	2:32.152 (1)	86.77		16:04:43.767

P23 41 AS Kevin ORGIS		Honda - Kiefer Racing										
IDEAL LAP TIME : 2:31.881		BEST LAP TIME : 2:32.107					DIFFERENCE : 0.226					
LAP	SECTOR 1	SECTOR 2	SECTOR 3	SECTOR 4	SECTOR 5	LAP TIME	MPH	DIFF	TIME OF DAY			
1 -		17.720	122.9	33.904	86.2	35.116	41.120	114.9	2:44.753	80.13	12.646	15:46:47.838
2 -	31.044	17.434	122.0	32.931	90.6	35.009	40.601	115.5	2:37.019	84.08	4.912	15:49:24.857
3 -	30.965	17.321	121.5	32.584	90.5	34.665	39.331	117.0	2:34.866	85.25	2.759	15:51:59.723
4 -	29.977	17.227	122.2	32.732	91.5	34.191	39.090	114.3	2:33.217	86.16	1.110	15:54:32.940
5 -	30.058	17.467	122.2	32.100	90.5	34.309	39.113	113.3	2:33.047	86.26	0.940	15:57:05.987
6 -	30.072	17.400	122.0	32.007	91.8	34.221	39.096	114.9	2:32.796 (2)	86.40	0.689	15:59:38.783
7 -	30.359	17.532	121.5	31.835	92.4	34.210	39.024	115.5	2:32.960 (3)	86.31	0.853	16:02:11.743
8 -	30.001	17.429	120.9	31.794	90.4	34.030	38.853	116.6	2:32.107 (1)	86.79		16:04:43.850

P24 43 AS Simon JESPERSEN		Honda -										
IDEAL LAP TIME : 2:30.511		BEST LAP TIME : 2:31.130					DIFFERENCE : 0.619					
LAP	SECTOR 1	SECTOR 2	SECTOR 3	SECTOR 4	SECTOR 5	LAP TIME	MPH	DIFF	TIME OF DAY			
1 -		17.950	124.0	34.149	87.3	35.164	40.236	112.4	2:45.218	79.90	14.088	15:46:48.303
2 -	31.568	17.442	124.2	32.369	92.1	34.911	40.037	112.6	2:36.327	84.45	5.197	15:49:24.630
3 -	31.055	17.370	126.1	32.378	90.0	35.144	38.923	113.1	2:34.870	85.24	3.740	15:51:59.500
4 -	30.556	17.166	126.8	32.736	92.3	34.476	39.762	110.3	2:34.696	85.34	3.566	15:54:34.196
5 -	30.737	17.701	120.4	32.263	89.9	34.288	39.694	112.6	2:34.683	85.35	3.553	15:57:08.879
6 -	30.260	17.597	121.1	31.653	92.6	33.720	39.004	111.4	2:32.234 (3)	86.72	1.104	15:59:41.113
7 -	30.255	17.600	122.0	31.264	92.9	33.539	39.088	111.4	2:31.746 (2)	87.00	0.616	16:02:12.859
8 -	30.447	17.474	122.6	31.135	93.2	33.658	38.416	114.5	2:31.130 (1)	87.35		16:04:43.989

P25 4 AS Dirk GEIGER		Honda - Kiefer Racing										
IDEAL LAP TIME : 2:31.711		BEST LAP TIME : 2:32.172					DIFFERENCE : 0.461					
LAP	SECTOR 1	SECTOR 2	SECTOR 3	SECTOR 4	SECTOR 5	LAP TIME	MPH	DIFF	TIME OF DAY			
1 -		17.730	124.7	33.780	87.8	35.088	40.360	113.5	2:42.513	81.23	10.341	15:46:45.598
2 -	31.073	17.628	123.8	32.972	91.0	34.767	39.679	112.4	2:36.119	84.56	3.947	15:49:21.717
3 -	30.933	17.610	122.4	32.888	91.5	34.474	39.540	112.8	2:35.445	84.93	3.273	15:51:57.162
4 -	30.718	17.542	123.5	32.788	93.0	34.350	38.822	114.9	2:34.220	85.60	2.048	15:54:31.382

Silverstone GP

Circuit Length = 3.6673 miles

Start: 15:44 Flag 16:03 End: 16:06

Weather / Track : Cloudy / Dry

MCRCB BULLETIN TK146

2016 MCE British Superbike Championship - Round 1

2016 HEL Performance British Motostar Moto 3 GP & ADAC NEC

RACE 3 - SECTOR ANALYSIS

SECTOR 1 = FL to I1, SECTOR 2 = I1 to I2, SECTOR 3 = I2 to I3, SECTOR 4 = I3 to I4, SECTOR 5 = I4 to FL, DIFF = Difference To Personal Best Lap

5 -	30.242	17.445	124.5	32.769	92.5	34.724	38.575	115.7	2:33.755	85.86	1.583	15:57:05.137
6 -	30.073	17.393	124.0	32.485	90.9	34.999	38.783	115.3	2:33.733 (3)	85.87	1.561	15:59:38.870
7 -	30.498	17.222	123.3	32.018	92.8	34.524	38.742	114.5	2:33.004 (2)	86.28	0.832	16:02:11.874
8 -	30.333	17.423	119.6	31.984	93.0	34.113	38.319	115.9	2:32.172 (1)	86.75		16:04:44.046

P26	99	Stephen CAMPBELL					Honda - Campbell Racing					
IDEAL LAP TIME : 2:31.465		BEST LAP TIME : 2:31.985			DIFFERENCE : 0.520							
LAP	SECTOR 1	SECTOR 2	SECTOR 3	SECTOR 4	SECTOR 5	LAP TIME	MPH	DIFF	TIME OF DAY			
1 -		17.966	126.8	33.856	90.0	35.531	44.361	113.1	2:50.216	77.56	18.231	15:46:53.301
2 -	30.954	17.861	124.7	33.204	91.5	34.926	40.822	113.9	2:37.767	83.68	5.782	15:49:31.068
3 -	30.424	17.498	126.3	32.883	91.3	34.217	39.410	112.9	2:34.432	85.49	2.447	15:52:05.500
4 -	29.972	17.446	126.1	32.106	92.4	34.238	39.602	112.9	2:33.364	86.08	1.379	15:54:38.864
5 -	30.270	17.563	125.4	31.964	93.4	33.875	38.926	113.1	2:32.598 (3)	86.51	0.613	15:57:11.462
6 -	29.843	17.545	124.0	31.923	92.8	34.239	38.862	115.3	2:32.412 (2)	86.62	0.427	15:59:43.874
7 -	29.772	17.360	125.2	31.596	93.4	34.242	39.015	112.0	2:31.985 (1)	86.86		16:02:15.859
8 -	30.343	17.669	122.0	31.904	89.8	33.895	39.194	112.4	2:33.005	86.28	1.020	16:04:48.864

P27	98	Tomas de VRIES					Honda - DAT Racing					
IDEAL LAP TIME : 2:32.407		BEST LAP TIME : 2:32.576			DIFFERENCE : 0.169							
LAP	SECTOR 1	SECTOR 2	SECTOR 3	SECTOR 4	SECTOR 5	LAP TIME	MPH	DIFF	TIME OF DAY			
1 -		17.828	128.5	33.397	89.5	36.126	40.664	112.2	2:44.025	80.49	11.449	15:46:47.110
2 -	31.212	17.446	128.3	32.853	92.3	35.035	40.265	115.9	2:36.811	84.19	4.235	15:49:23.921
3 -	30.769	17.235	127.8	32.936	92.4	34.523	39.064	114.5	2:34.527	85.43	1.951	15:51:58.448
4 -	30.303	17.470	125.6	32.280	92.6	34.590	38.852	115.3	2:33.495 (2)	86.01	0.919	15:54:31.943
5 -	29.972	17.154	128.5	32.129	92.5	34.393	38.928	111.8	2:32.576 (1)	86.52		15:57:04.519
6 -	30.480	17.501	127.0	32.525	89.2	34.847	38.861	112.2	2:34.214 (3)	85.61	1.638	15:59:38.733
7 -	30.911	17.534	125.6	32.036	90.4	34.983	38.932	113.7	2:34.396	85.50	1.820	16:02:13.129
8 -	31.086	17.558	126.6	33.144	88.7	35.189	39.575	109.2	2:36.552	84.33	3.976	16:04:49.681

P28	26	Dani SAEZ					Honda - GA Competition					
IDEAL LAP TIME : 2:32.276		BEST LAP TIME : 2:33.775			DIFFERENCE : 0.499							
LAP	SECTOR 1	SECTOR 2	SECTOR 3	SECTOR 4	SECTOR 5	LAP TIME	MPH	DIFF	TIME OF DAY			
1 -		17.233	128.8	34.629	89.7	35.459	40.284	116.6	2:40.075	82.47	6.300	15:46:43.160
2 -	30.056	17.236	130.5	33.397	90.8	34.587	39.559	114.3	2:34.835	85.26	1.060	15:49:17.995
3 -	30.280	17.224	128.3	32.681	89.2	34.707	39.076	114.1	2:33.968 (2)	85.74	0.193	15:51:51.963
4 -	30.430	17.577	127.3	33.260	89.1	35.364	39.357	115.5	2:35.988	84.63	2.213	15:54:27.951
5 -	30.532	17.215	129.5	32.613	91.4	34.316	39.099	114.9	2:33.775 (1)	85.85		15:57:01.726
6 -	30.417	17.303	126.6	32.964	89.3	34.888	39.102	115.5	2:34.674 (3)	85.35	0.899	15:59:36.400
7 -	30.330	17.429	127.8	33.548	91.5	35.617	39.342	112.9	2:36.266	84.48	2.491	16:02:12.666
8 -	31.170	17.802	125.6	33.131	88.0	36.065	39.247	113.3	2:37.415	83.87	3.640	16:04:50.081

P29	3 AS	Toni ERHARD					Honda - Kiefer Racing					
IDEAL LAP TIME : 2:32.934		BEST LAP TIME : 2:33.435			DIFFERENCE : 0.501							
LAP	SECTOR 1	SECTOR 2	SECTOR 3	SECTOR 4	SECTOR 5	LAP TIME	MPH	DIFF	TIME OF DAY			
1 -		18.435	124.7	33.096	90.5	35.000	40.615	112.9	2:44.405	80.30	10.970	15:46:47.490
2 -	31.091	17.562	123.8	32.671	91.9	34.556	39.546	113.3	2:35.426	84.94	1.991	15:49:22.916
3 -	30.380	17.693	122.4	32.936	90.0	34.785	39.489	112.6	2:35.283	85.02	1.848	15:51:58.199
4 -	30.346	17.749	123.1	33.137	92.1	34.990	39.827	111.8	2:36.049	84.60	2.614	15:54:34.248
5 -	30.915	17.796	122.2	32.537	87.7	34.479	39.002	114.5	2:34.729	85.32	1.294	15:57:08.977
6 -	30.525	17.659	122.2	32.167	90.5	34.481	38.974	112.8	2:33.806 (2)	85.83	0.371	15:59:42.783
7 -	30.006	17.819	121.7	31.913	91.0	34.524	39.173	112.4	2:33.435 (1)	86.04		16:02:16.218
8 -	30.156	17.600	122.6	32.167	91.8	34.517	39.783	111.8	2:34.223 (3)	85.60	0.788	16:04:50.441

P30	22 AS	Marie MENDE					Honda - MM-Racing					
IDEAL LAP TIME : 2:33.219		BEST LAP TIME : 2:33.573			DIFFERENCE : 0.354							
LAP	SECTOR 1	SECTOR 2	SECTOR 3	SECTOR 4	SECTOR 5	LAP TIME	MPH	DIFF	TIME OF DAY			
1 -		17.932	127.5	33.199	91.6	35.803	40.340	113.3	2:43.639	80.67	10.066	15:46:46.724
2 -	31.115	17.344	124.7	33.188	90.9	34.991	40.353	115.5	2:36.991	84.09	3.418	15:49:23.715
3 -	30.807	17.461	125.9	32.646	90.4	34.349	39.758	115.5	2:35.021	85.16	1.448	15:51:58.736

Silverstone GP
 Circuit Length = 3.6673 miles
 Start: 15:44 Flag 16:03 End: 16:06

Weather / Track : Cloudy / Dry

MCRCB BULLETIN TK146

2016 MCE British Superbike Championship - Round 1

2016 HEL Performance British Motostar Moto 3 GP & ADAC NEC

RACE 3 - SECTOR ANALYSIS

SECTOR 1 = FL to I1, SECTOR 2 = I1 to I2, SECTOR 3 = I2 to I3, SECTOR 4 = I3 to I4, SECTOR 5 = I4 to FL, DIFF = Difference To Personal Best Lap

4-	30.468	17.287	124.7	33.273	90.6	34.803	40.035	114.9	2:35.866	84.70	2.293	15:54:34.602
5-	30.763	17.563	122.6	32.164	91.8	34.361	39.212	112.8	2:34.063 (2)	85.69	0.490	15:57:08.665
6-	31.060	17.607	122.9	32.396	91.3	34.494	39.342	114.3	2:34.899	85.23	1.326	15:59:43.564
7-	30.423	17.507	125.2	32.059	92.0	34.483	39.101	113.3	2:33.573 (1)	85.96		16:02:17.137
8-	30.532	17.630	122.4	32.228	87.7	34.687	39.122	113.5	2:34.199 (3)	85.61	0.626	16:04:51.336

P31	11 AS	Lotte UHRE	Honda -										
IDEAL LAP TIME : 2:33.716			BEST LAP TIME : 2:34.097			DIFFERENCE : 0.381							
LAP	SECTOR 1	SECTOR 2	SECTOR 3	SECTOR 4	SECTOR 5	LAP TIME	MPH	DIFF	TIME OF DAY				

1-		18.510	122.6	34.036	81.5	35.603	41.565	110.5	2:49.599	77.84	15.502	15:46:52.684
2-	31.905	17.575	124.0	32.998	89.5	35.082	40.160	111.2	2:37.720	83.70	3.623	15:49:30.404
3-	30.908	17.661	121.3	33.058	90.0	34.611	39.315	111.2	2:35.553	84.87	1.456	15:52:05.957
4-	30.908	17.640	120.0	32.175	92.6	34.043	39.331	110.5	2:34.097 (1)	85.67		15:54:40.054
5-	30.632	17.581	120.4	32.262	92.6	34.369	39.291	110.3	2:34.135 (2)	85.65	0.038	15:57:14.189
6-	31.011	17.703	118.3	32.559	90.9	34.220	39.462	109.6	2:34.955	85.20	0.858	15:59:49.144
7-	31.158	17.935	117.7	32.312	91.8	34.070	39.296	109.9	2:34.771 (3)	85.30	0.674	16:02:23.915
8-	31.181	17.860	116.9	32.404	91.9	34.181	39.418	108.7	2:35.044	85.15	0.947	16:04:58.959

P32	50 AGP	Jason DUPASQUIER	KTM - KTM Swiss Junior Team										
IDEAL LAP TIME : 2:32.991			BEST LAP TIME : 2:33.330			DIFFERENCE : 0.339							
LAP	SECTOR 1	SECTOR 2	SECTOR 3	SECTOR 4	SECTOR 5	LAP TIME	MPH	DIFF	TIME OF DAY				

1-		17.510	133.1	34.090	86.2	35.912	40.833	113.1	2:43.629	80.68	10.299	15:46:46.714
2-	30.820	17.271	129.3	33.189	92.0	35.145	40.492	113.9	2:36.917	84.13	3.587	15:49:23.631
3-	30.595	17.447	129.0	32.862	89.4	36.331	39.745	113.7	2:36.980	84.10	3.650	15:52:00.611
4-	30.891	17.411	129.5	32.934	89.7	35.520	40.246	111.2	2:37.002	84.09	3.672	15:54:37.613
5-	31.155	17.677	128.3	33.880	90.4	35.934	39.681	113.1	2:38.327	83.38	4.997	15:57:15.940
6-	30.637	17.490	128.3	33.145	92.3	34.745	39.465	113.9	2:35.482 (3)	84.91	2.152	15:59:51.422
7-	30.300	17.400	128.5	33.225	91.4	34.553	39.238	113.1	2:34.716 (2)	85.33	1.386	16:02:26.138
8-	30.386	17.524	127.3	32.169	92.9	34.215	39.036	113.1	2:33.330 (1)	86.10		16:04:59.468

P33	61 AGP	Ernst DUBBINK	Honda - Ernst Dubbink Eveno Racing										
IDEAL LAP TIME : 2:33.358			BEST LAP TIME : 2:33.358			DIFFERENCE : 0.000							
LAP	SECTOR 1	SECTOR 2	SECTOR 3	SECTOR 4	SECTOR 5	LAP TIME	MPH	DIFF	TIME OF DAY				

1-		17.960	127.5	34.821	87.9	35.888	40.650	112.8	2:46.454	79.31	13.096	15:46:49.539
2-	31.716	17.588	127.5	33.739	90.8	34.896	39.997	114.9	2:37.936	83.59	4.578	15:49:27.475
3-	30.675	17.492	127.5	33.024	91.8	35.061	39.987	114.5	2:36.239	84.50	2.881	15:52:03.714
4-	31.159	17.806	127.0	33.654	93.0	34.956	39.619	115.3	2:37.194	83.98	3.836	15:54:40.908
5-	30.741	17.466	126.3	33.307	90.8	35.275	39.528	114.9	2:36.317	84.45	2.959	15:57:17.225
6-	30.679	17.447	127.0	33.087	92.3	34.705	39.366	115.7	2:35.284 (3)	85.02	1.926	15:59:52.509
7-	30.322	17.517	128.0	32.869	92.8	34.640	38.954	114.9	2:34.302 (2)	85.56	0.944	16:02:26.811
8-	30.141	17.400	126.6	32.564	93.3	34.414	38.839	107.8	2:33.358 (1)	86.08		16:05:00.169

P34	15	Eugene McMANUS	KTM - CD / IC Racing										
IDEAL LAP TIME : 2:33.436			BEST LAP TIME : 2:33.850			DIFFERENCE : 0.414							
LAP	SECTOR 1	SECTOR 2	SECTOR 3	SECTOR 4	SECTOR 5	LAP TIME	MPH	DIFF	TIME OF DAY				

1-		17.800	133.6	34.596	87.1	35.776	40.907	116.6	2:48.215	78.48	14.365	15:46:51.300
2-	31.443	17.457	132.3	33.780	89.8	35.609	40.111	117.6	2:38.400	83.34	4.550	15:49:29.700
3-	30.474	17.474	130.8	33.796	89.5	36.330	39.800	118.9	2:37.874	83.62	4.024	15:52:07.574
4-	30.900	17.109	132.6	33.240	90.4	35.163	39.721	116.8	2:36.133	84.55	2.283	15:54:43.707
5-	30.697	17.167	133.1	32.892	85.0	34.825	39.204	119.3	2:34.785 (3)	85.29	0.935	15:57:18.492
6-	30.237	17.206	131.0	32.994	91.4	34.721	39.762	113.3	2:34.914	85.22	1.064	15:59:53.406
7-	30.298	17.300	130.8	32.899	90.3	34.649	39.075	119.3	2:34.221 (2)	85.60	0.371	16:02:27.627
8-	30.259	17.330	129.8	32.389	91.8	34.632	39.240	111.0	2:33.850 (1)	85.81		16:05:01.477

P35	45 AS	Leon ORGIS	Honda - Kiefer Racing										
IDEAL LAP TIME : 2:33.291			BEST LAP TIME : 2:34.126			DIFFERENCE : 0.835							
LAP	SECTOR 1	SECTOR 2	SECTOR 3	SECTOR 4	SECTOR 5	LAP TIME	MPH	DIFF	TIME OF DAY				

1-		18.167	122.2	34.886	84.7	36.333	40.420	110.5	2:49.190	78.03	15.064	15:46:52.275
2-	31.636	17.591	122.0	33.581	89.0	35.506	41.157	110.5	2:39.471	82.78	5.345	15:49:31.746

Silverstone GP

Circuit Length = 3.6673 miles

Start: 15:44 Flag 16:03 End: 16:06

Weather / Track : Cloudy / Dry

MCRCB BULLETIN TK146

2016 MCE British Superbike Championship - Round 1

2016 HEL Performance British Motostar Moto 3 GP & ADAC NEC

RACE 3 - SECTOR ANALYSIS

SECTOR 1 = FL to I1, SECTOR 2 = I1 to I2, SECTOR 3 = I2 to I3, SECTOR 4 = I3 to I4, SECTOR 5 = I4 to FL, DIFF = Difference To Personal Best Lap

3-	31.006	17.573	121.5	33.006	90.3	34.716	40.048	112.2	2:36.349	84.44	2.223	15:52:08.095
4-	30.646	17.320	122.0	32.917	89.5	34.971	39.237	111.2	2:35.091	85.12	0.965	15:54:43.186
5-	30.721	17.300	121.3	32.180	88.4	34.620	39.787	110.5	2:34.608 (3)	85.39	0.482	15:57:17.794
6-	30.522	17.693	121.1	33.182	86.7	34.600	39.569	111.2	2:35.566	84.86	1.440	15:59:53.360
7-	30.494	17.664	122.0	32.527	88.8	34.080	39.361	110.5	2:34.126 (1)	85.65		16:02:27.486
8-	30.768	17.597	121.5	32.265	89.4	34.335	39.482	110.3	2:34.447 (2)	85.48	0.321	16:05:01.933

P36 79 AS Leon CZICHOS

Honda - d-Store Hannover Racing

IDEAL LAP TIME : 2:33.121 BEST LAP TIME : 2:33.725 DIFFERENCE : 0.604

LAP	SECTOR 1	SECTOR 2	SECTOR 3	SECTOR 4	SECTOR 5	LAP TIME	MPH	DIFF	TIME OF DAY			
1-		17.863	124.2	34.615	87.3	35.654	41.764	111.4	2:47.998	78.58	14.273	15:46:51.083
2-	31.927	17.737	125.2	33.815	89.0	35.441	40.908	111.6	2:39.828	82.60	6.103	15:49:30.911
3-	31.197	17.387	125.4	33.473	89.8	35.362	39.889	113.1	2:37.308	83.92	3.583	15:52:08.219
4-	30.757	17.413	126.3	33.082	89.4	34.891	39.836	112.6	2:35.979	84.64	2.254	15:54:44.198
5-	30.727	17.649	126.8	32.659	90.6	34.499	39.467	111.8	2:35.001 (3)	85.17	1.276	15:57:19.199
6-	30.397	17.543	124.7	33.120	88.3	34.792	39.168	113.3	2:35.020	85.16	1.295	15:59:54.219
7-	30.438	17.340	125.2	32.674	91.3	34.167	39.426	110.9	2:34.045 (2)	85.70	0.320	16:02:28.264
8-	30.434	17.485	124.5	32.049	89.8	34.372	39.385	110.7	2:33.725 (1)	85.88		16:05:01.989

P37 27 Josh HODGE

KTM - Road and Race Performance

IDEAL LAP TIME : 2:33.352 BEST LAP TIME : 2:33.900 DIFFERENCE : 0.548

LAP	SECTOR 1	SECTOR 2	SECTOR 3	SECTOR 4	SECTOR 5	LAP TIME	MPH	DIFF	TIME OF DAY			
1-		18.136	127.3	34.695	87.2	35.388	41.114	113.5	2:47.554	78.79	13.654	15:46:50.639
2-	31.868	17.831	126.3	34.091	88.4	35.299	40.219	116.1	2:39.308	82.87	5.408	15:49:29.947
3-	30.600	17.927	126.1	34.000	88.4	34.785	39.844	115.3	2:37.156	84.00	3.256	15:52:07.103
4-	31.009	17.477	127.5	33.752	89.9	35.123	39.390	116.8	2:36.751	84.22	2.851	15:54:43.854
5-	30.983	17.579	127.8	32.677	87.8	34.847	38.788	117.8	2:34.874 (2)	85.24	0.974	15:57:18.728
6-	30.602	17.627	126.3	33.145	86.9	34.434	39.109	117.4	2:34.917 (3)	85.22	1.017	15:59:53.645
7-	30.624	17.344	127.5	34.734	86.0	34.289	39.111	113.7	2:36.102	84.57	2.202	16:02:29.747
8-	30.383	17.804	123.8	32.605	90.6	34.232	38.876	115.9	2:33.900 (1)	85.78		16:05:03.647

P38 154 AS Lukas FALCK

Honda -

IDEAL LAP TIME : 2:34.195 BEST LAP TIME : 2:35.556 DIFFERENCE : 1.361

LAP	SECTOR 1	SECTOR 2	SECTOR 3	SECTOR 4	SECTOR 5	LAP TIME	MPH	DIFF	TIME OF DAY			
1-		17.960	124.9	34.857	82.4	37.547	41.426	111.2	2:50.896	77.25	15.340	15:46:53.981
2-	31.729	17.753	123.5	32.957	87.1	34.904	39.897	114.5	2:37.240	83.96	1.684	15:49:31.221
3-	30.516	17.324	124.0	32.579	89.7	35.784	39.387	113.5	2:35.590 (2)	84.85	0.034	15:52:06.811
4-	30.860	17.590	123.1	33.036	87.2	34.674	39.796	111.6	2:35.956	84.65	0.400	15:54:42.767
5-	30.853	17.582	122.2	32.613	89.0	35.017	39.491	113.3	2:35.556 (1)	84.87		15:57:18.323
6-	30.875	17.477	123.3	33.079	89.0	34.887	39.285	114.7	2:35.603 (3)	84.84	0.047	15:59:53.926
7-	30.575	17.484	123.8	33.393	87.9	34.491	40.345	111.4	2:36.288	84.47	0.732	16:02:30.214
8-	31.152	18.554	118.1	33.074	87.0	35.323	41.703	101.8	2:39.806	82.61	4.250	16:05:10.020

P39 13 AGP Maximilian KOFLER

KTM - MSV Schwanenstadt

IDEAL LAP TIME : 2:36.601 BEST LAP TIME : 2:36.950 DIFFERENCE : 0.349

LAP	SECTOR 1	SECTOR 2	SECTOR 3	SECTOR 4	SECTOR 5	LAP TIME	MPH	DIFF	TIME OF DAY			
1-		18.228	128.0	35.454	87.1	36.813	41.929	113.3	2:52.291	76.62	15.341	15:46:55.376
2-	31.849	17.537	128.8	34.023	89.5	35.936	40.754	115.1	2:40.099	82.46	3.149	15:49:35.475
3-	32.233	17.802	125.9	34.047	87.3	35.822	39.965	113.9	2:39.869	82.58	2.919	15:52:15.344
4-	31.506	17.670	127.0	33.487	90.6	35.525	39.917	112.9	2:38.105	83.50	1.155	15:54:53.449
5-	30.916	17.567	125.6	33.456	90.1	35.250	39.761	114.7	2:36.950 (1)	84.11		15:57:30.399
6-	30.875	17.779	124.5	33.437	90.5	35.513	39.502	113.7	2:37.106 (2)	84.03	0.156	16:00:07.505
7-	31.951	17.801	123.3	33.642	90.1	35.523	40.098	112.8	2:39.015	83.02	2.065	16:02:46.520
8-	31.180	17.833	123.3	33.574	88.5	35.302	39.674	111.0	2:37.563 (3)	83.79	0.613	16:05:24.083

P40 20 Joel MARKLUND

Honda - Marklund Solutions / SP125

IDEAL LAP TIME : 2:36.472 BEST LAP TIME : 2:36.917 DIFFERENCE : 0.445

LAP	SECTOR 1	SECTOR 2	SECTOR 3	SECTOR 4	SECTOR 5	LAP TIME	MPH	DIFF	TIME OF DAY			
1-		18.409	129.8	34.862	82.0	37.037	42.130	112.8	2:52.040	76.74	15.123	15:46:55.125

Silverstone GP

Circuit Length = 3.6673 miles

Start: 15:44 Flag 16:03 End: 16:06

Weather / Track : Cloudy / Dry

MCRCB BULLETIN TK146

2016 MCE British Superbike Championship - Round 1

2016 HEL Performance British Motostar Moto 3 GP & ADAC NEC

RACE 3 - SECTOR ANALYSIS

SECTOR 1 = FL to I1, SECTOR 2 = I1 to I2, SECTOR 3 = I2 to I3, SECTOR 4 = I3 to I4, SECTOR 5 = I4 to FL, DIFF = Difference To Personal Best Lap

2-	31.439	17.828	129.0	33.880	84.7	36.113	40.904	114.7	2:40.164	82.43	3.247	15:49:35.289
3-	32.703	17.875	128.8	34.004	87.8	35.158	39.915	111.2	2:39.655	82.69	2.738	15:52:14.944
4-	31.449	17.765	127.0	33.334	85.7	35.091	40.005	112.2	2:37.644 (3)	83.74	0.727	15:54:52.588
5-	31.177	17.990	126.3	32.921	86.7	34.933	39.896	112.9	2:36.917 (1)	84.13		15:57:29.505
6-	31.067	17.940	125.9	33.317	86.4	35.243	39.908	112.4	2:37.475 (2)	83.83	0.558	16:00:06.980
7-	32.271	17.895	126.1	33.131	85.8	35.793	40.243	112.2	2:39.333	82.86	2.416	16:02:46.313
8-	31.760	17.752	126.6	32.824	83.2	35.484	40.103	112.9	2:37.923	83.60	1.006	16:05:24.236

P41	28	Lee HINDLE					KTM - JH Motorsport					
IDEAL LAP TIME : 2:38.983		BEST LAP TIME : 2:39.073				DIFFERENCE : 0.090						
LAP	SECTOR 1	SECTOR 2	SECTOR 3	SECTOR 4	SECTOR 5	LAP TIME	MPH	DIFF	TIME OF DAY			
1-		17.706	128.8	35.757	83.7	36.644	41.832	112.2	2:50.728	77.32	11.655	15:46:53.813
2-	31.845	17.573	129.3	34.320	86.4	36.204	41.307	113.7	2:41.249	81.87	2.176	15:49:35.062
3-	32.455	17.879	127.8	34.991	87.6	36.758	40.534	114.5	2:42.617	81.18	3.544	15:52:17.679
4-	31.537	17.560	127.5	33.718	89.9	35.807	40.451	113.1	2:39.073 (1)	82.99		15:54:56.752
5-	31.605	17.673	127.0	34.277	89.3	36.180	40.680	113.5	2:40.415 (3)	82.30	1.342	15:57:37.167
6-	31.513	17.801	123.8	34.377	88.0	36.023	43.389	104.7	2:43.103	80.94	4.030	16:00:20.270
7-	32.784	18.245	122.4	34.727	89.3	36.273	40.614	114.1	2:42.643	81.17	3.570	16:03:02.913
8-	31.799	17.855	123.1	33.652	90.9	36.066	40.770	109.2	2:40.142 (2)	82.44	1.069	16:05:43.055

P42	54	Sam BURMAN					KTM - TeamWNT / Burman Racing					
IDEAL LAP TIME : 2:39.739		BEST LAP TIME : 2:40.443				DIFFERENCE : 0.704						
LAP	SECTOR 1	SECTOR 2	SECTOR 3	SECTOR 4	SECTOR 5	LAP TIME	MPH	DIFF	TIME OF DAY			
1-		17.924	131.0	34.996	87.9	36.622	41.650	112.4	2:51.446	77.00	11.003	15:46:54.531
2-	31.728	17.676	132.1	33.913	88.6	36.175	40.951	111.6	2:40.443 (1)	82.28		15:49:34.974
3-	32.296	18.061	128.3	34.961	86.5	36.310	42.078	111.8	2:43.706	80.64	3.263	15:52:18.680
4-	31.818	17.783	128.8	33.792	91.5	36.686	41.975	111.8	2:42.054 (3)	81.46	1.611	15:55:00.734
5-	32.280	18.038	126.3	34.142	91.0	35.623	40.920	111.6	2:41.003 (2)	82.00	0.560	15:57:41.737
6-	32.340	18.113	125.4	34.476	89.8	36.438	41.114	109.7	2:42.481	81.25	2.038	16:00:24.218
7-	32.559	18.488	122.0	35.110	87.0	36.373	41.131	110.7	2:43.661	80.66	3.218	16:03:07.879
8-	32.603	18.332	122.0	35.711	86.4	37.531	42.402	110.3	2:46.579	79.25	6.136	16:05:54.458

P43	48	Ewan POTTER					Honda -					
IDEAL LAP TIME : 2:44.293		BEST LAP TIME : 2:45.369				DIFFERENCE : 1.076						
LAP	SECTOR 1	SECTOR 2	SECTOR 3	SECTOR 4	SECTOR 5	LAP TIME	MPH	DIFF	TIME OF DAY			
1-		18.665	122.2	36.876	84.9	38.000	44.658	106.0	3:00.347	73.20	14.978	15:47:03.432
2-	34.337	18.985	118.7	35.834	83.9	37.465	42.317	107.2	2:48.938	78.14	3.569	15:49:52.370
3-	33.443	18.523	119.1	34.863	85.3	36.900	42.000	107.2	2:45.729 (3)	79.66	0.360	15:52:38.099
4-	33.616	18.567	117.5	35.647	83.6	37.384	41.891	104.8	2:47.105	79.00	1.736	15:55:25.204
5-	33.247	18.210	117.7	35.424	79.9	36.838	41.959	107.4	2:45.678 (2)	79.68	0.309	15:58:10.882
6-	33.570	18.397	117.5	36.051	82.9	38.401	43.056	105.5	2:49.475	77.90	4.106	16:01:00.357
7-	33.459	18.385	116.5	35.167	84.5	36.930	42.004	104.7	2:45.945	79.55	0.576	16:03:46.302
8-	33.407	18.894	116.7	34.290	83.7	36.655	42.123	104.0	2:45.369 (1)	79.83		16:06:31.671

P44	147 AS	Phillip HOLE					Honda - 3S ApS					
IDEAL LAP TIME : 2:46.289		BEST LAP TIME : 2:46.947				DIFFERENCE : 0.658						
LAP	SECTOR 1	SECTOR 2	SECTOR 3	SECTOR 4	SECTOR 5	LAP TIME	MPH	DIFF	TIME OF DAY			
1-		18.732	117.1	35.301	81.7	37.394	42.342	106.4	2:54.381	75.71	7.434	15:46:57.466
2-	33.800	18.983	116.3	35.321	83.0	37.462	42.329	104.7	2:47.895	78.63	0.948	15:49:45.361
3-	33.883	18.830	115.3	35.163	82.7	37.970	42.035	104.8	2:47.881 (3)	78.64	0.934	15:52:33.242
4-	34.193	19.044	115.3	35.403	84.5	37.308	41.860	104.5	2:47.808 (2)	78.67	0.861	15:55:21.050
5-	34.131	19.059	114.7	35.000	84.5	36.907	41.850	106.0	2:46.947 (1)	79.08		15:58:07.997
6-	34.259	19.334	113.5	37.011	81.5	38.299	43.231	104.3	2:52.134	76.69	5.187	16:01:00.131
7-	35.056	19.420	113.1	36.452	84.3	38.759	42.452	103.0	2:52.139	76.69	5.192	16:03:52.270
8-	35.449	19.681	113.1	35.801	80.1	38.820	43.115	102.4	2:52.866	76.37	5.919	16:06:45.136

P45	57 AS	Manou ANTWEILER					Honda -					
IDEAL LAP TIME : 2:29.651		BEST LAP TIME : 2:30.938				DIFFERENCE : 1.287						
LAP	SECTOR 1	SECTOR 2	SECTOR 3	SECTOR 4	SECTOR 5	LAP TIME	MPH	DIFF	TIME OF DAY			

Silverstone GP
 Circuit Length = 3.6673 miles
 Start: 15:44 Flag 16:03 End: 16:06

Weather / Track : Cloudy / Dry

MCRCB BULLETIN TK146

2016 MCE British Superbike Championship - Round 1

2016 HEL Performance British Motostar Moto 3 GP & ADAC NEC

RACE 3 - SECTOR ANALYSIS

	SECTOR 1 = FL to I1,	SECTOR 2 = I1 to I2,	SECTOR 3 = I2 to I3,	SECTOR 4 = I3 to I4,	SECTOR 5 = I4 to FL,	DIFF = Difference To Personal Best Lap					
1 -		17.529 127.3	32.506 91.0	34.574	39.973 111.4	2:38.947 83.06	8.009	15:46:42.032			
2 -	30.711	17.461 128.0	32.270 92.3	33.928	39.494 112.2	2:33.864 85.80	2.926	15:49:15.896			
3 -	29.793	17.235 124.5	31.741 93.0	33.638	38.531 111.4	2:30.938 (1) 87.46		15:51:46.834			
4 -	29.721	17.429 122.6	31.889 91.6	33.615	39.024 112.4	2:31.678 87.04	0.740	15:54:18.512			
5 -	29.820	17.460 122.4	31.583 87.1	33.951	38.743 110.5	2:31.557 87.11	0.619	15:56:50.069			
6 -	29.984	17.404 122.0	31.679 90.5	33.640	38.418 112.4	2:31.125 (2) 87.36	0.187	15:59:21.194			
7 -	30.060	17.433 125.2	31.429 88.6	33.654	38.879 111.8	2:31.455 (3) 87.17	0.517	16:01:52.649			

MCRCB BULLETIN TK147

2016 MCE British Superbike Championship - Round 1

2016 HEL Performance British Motostar Moto 3 GP & ADAC NEC

RACE 3 - BEST SPEEDS

POS	INTERMEDIATE 1		INTERMEDIATE 2		INTERMEDIATE 3		INTERMEDIATE 4		FINISH LINE	
	NO	NAME MPH	NO	NAME MPH	NO	NAME MPH	NO	NAME MPH	NO	NAME MPH
1			7	GEORGI 135.0	47	ARCHER 97.5			7	GEORGI 120.4
2			15	McMANUS 133.6	86	NESBITT 96.2			86	NESBITT 120.2
3			50	DUPASQUIER 133.1	62	VALK 95.4			47	ARCHER 120.0
4			54	BURMAN 132.1	52	BOERBOOM 95.3			66	FRASER 119.5
5			65	OWENS 131.8	152	KONIG 95.1			15	McMANUS 119.3
6			66	FRASER 131.3	65	OWENS 94.7			52	BOERBOOM 118.7
7			86	NESBITT 131.3	66	FRASER 94.7			44	BEST 118.2
8			26	SAEZ 130.5	12	RENDELL 93.8			19	VITS 118.0
9			35	LODGE 130.3	49	FREITAG 93.8			27	HODGE 117.8
10			47	ARCHER 130.0	30	COOK 93.7			69	BOOTH-AMOS 117.4
11			52	BOERBOOM 130.0	23	LLEWELLYN 93.5			152	KONIG 117.2
12			20	MARKLUND 129.8	99	CAMPBELL 93.4			35	LODGE 117.0
13			2	BROUWERS 129.5	7	GEORGI 93.4			65	OWENS 117.0
14			28	HINDLE 129.3	128	KOOPMAN 93.4			36	KROEZE 117.0
15			13	KOFLER 128.8	61	DUBBINK 93.3			41	ORGIS 117.0
16			42	SLOOTEN 128.8	35	LODGE 93.2			26	SAEZ 116.6
17			44	BEST 128.5	36	KROEZE 93.2			49	FREITAG 116.3
18			98	VRIES 128.5	43	JESPERSEN 93.2			30	COOK 115.9
19			128	KOOPMAN 128.5	4	GEIGER 93.0			98	VRIES 115.9
20			49	FREITAG 128.3	57	ANTWEILER 93.0			4	GEIGER 115.9
21			61	DUBBINK 128.0	69	BOOTH-AMOS 92.9			61	DUBBINK 115.7
22			57	ANTWEILER 128.0	50	DUPASQUIER 92.9			42	SLOOTEN 115.7
23			27	HODGE 127.8	98	VRIES 92.6			23	LLEWELLYN 115.5
24			12	RENDELL 127.5	11	UHRE 92.6			62	VALK 115.5
25			19	VITS 127.5	41	ORGIS 92.4			128	KOOPMAN 115.5
26			22	MENDE 127.5	121	MEGGLE 92.4			22	MENDE 115.5
27			37	DUNNIK 127.5	44	BEST 92.3			99	CAMPBELL 115.3
28			62	VALK 127.3	19	VITS 92.3			13	KOFLER 115.1
29			36	KROEZE 127.0	3	ERHARD 92.1			2	BROUWERS 114.9
30			99	CAMPBELL 126.8	2	BROUWERS 92.0			37	DUNNIK 114.9
31			43	JESPERSEN 126.8	22	MENDE 92.0			20	MARKLUND 114.7
32			79	CZICHOS 126.8	15	McMANUS 91.8			154	FALCK 114.7
33			152	KONIG 126.8	26	SAEZ 91.5			28	HINDLE 114.5
34			121	MEGGLE 126.6	54	BURMAN 91.5			3	ERHARD 114.5
35			69	BOOTH-AMOS 126.3	79	CZICHOS 91.3			43	JESPERSEN 114.5
36			30	COOK 125.6	42	SLOOTEN 91.3			121	MEGGLE 114.5
37			23	LLEWELLYN 125.2	28	HINDLE 90.9			50	DUPASQUIER 113.9
38			154	FALCK 124.9	37	DUNNIK 90.9			79	CZICHOS 113.3
39			3	ERHARD 124.7	27	HODGE 90.6			12	RENDELL 113.1
40			4	GEIGER 124.7	13	KOFLER 90.6			54	BURMAN 112.4
41			11	UHRE 124.0	45	ORGIS 90.3			57	ANTWEILER 112.4
42			41	ORGIS 122.9	154	FALCK 89.7			45	ORGIS 112.2
43			48	POTTER 122.2	20	MARKLUND 87.8			11	UHRE 111.2
44			45	ORGIS 122.2	48	POTTER 85.3			48	POTTER 107.4
45			21	KERR 121.5	147	HOLE 84.5			147	HOLE 106.4
46			147	HOLE 117.1	21	KERR 81.4				

Weather / Track : Cloudy / Dry

Results can be found at www.tsl-timing.com

Silverstone GP

Circuit Length = 3.6673 miles

Start: 15:44 Flag 16:03 End: 16:06

Printed - 16:10 Saturday, 09 April 2016

MCRCB BULLETIN TK148

2016 MCE British Superbike Championship - Round 1

2016 HEL Performance British Motostar Moto 3 GP & ADAC NEC

RACE 3 - BEST SECTORS

POS	SECTOR 1		SECTOR 2		SECTOR 3		SECTOR 4		SECTOR 5		IDEAL / BEST COMPARISON						
	NO	TIME	NO	TIME	NO	TIME	NO	TIME	NO	TIME	POS	NO	NAME	IDEAL	BEST	DIFF	
1	65	OWE	28.623	86 NES	16.500	86 NES	30.570	47 ARC	32.440	7 GEO	37.153	1	86	NESBITT	2:25.286	2:26.388	0.235
2	86	NES	28.699	47 ARC	16.532	47 ARC	30.675	12 REN	32.682	152 KON	37.574	2	47	ARCHER	2:26.350	2:26.509	0.159
3	47	ARC	28.873	65 OWE	16.689	12 REN	30.714	86 NES	32.691	44 BES	37.669	3	65	OWENS	2:27.096	2:27.776	0.680
4	12	REN	28.986	52 BOE	16.826	52 BOE	30.725	52 BOE	32.830	86 NES	37.693	4	52	BOERBOOM	2:27.518	2:28.309	0.791
5	52	BOE	29.000	7 GEO	16.887	62 VAL	30.778	65 OWE	32.950	49 FRE	37.711	5	12	RENDELL	2:27.601	2:27.984	0.383
6	44	BES	29.125	35 LOD	16.925	35 LOD	30.959	62 VAL	33.111	47 ARC	37.830	6	7	GEORGI	2:27.670	2:28.003	0.333
7	2	BRO	29.136	37 DUN	16.997	65 OWE	30.959	2 BRO	33.126	65 OWE	37.875	7	62	VALK	2:28.507	2:28.899	0.392
8	62	VAL	29.163	49 FRE	17.069	57 ANT	30.970	35 LOD	33.177	12 REN	38.072	8	35	LODGE	2:28.756	2:29.257	0.501
9	7	GEO	29.382	62 VAL	17.070	7 GEO	31.050	7 GEO	33.198	35 LOD	38.134	9	44	BEST	2:28.787	2:29.487	0.700
10	121	MEG	29.537	66 FRA	17.073	152 KON	31.050	57 ANT	33.307	52 BOE	38.137	10	152	KONIG	2:29.039	2:29.630	0.591
11	23	LLE	29.539	19 VIT	17.079	43 JES	31.135	121 MEG	33.337	42 SLO	38.144	11	2	BROUWERS	2:29.137	2:29.912	0.775
12	35	LOD	29.561	15 McM	17.109	2 BRO	31.164	152 KON	33.370	30 COO	38.170	12	49	FREITAG	2:29.261	2:29.850	0.589
13	49	FRE	29.620	44 BES	17.132	121 MEG	31.276	49 FRE	33.448	23 LLE	38.172	13	57	ANTWEILER	2:29.651	2:30.938	1.287
14	57	ANT	29.721	12 REN	17.147	23 LLE	31.356	30 COO	33.462	4 GEI	38.319	14	23	LLEWELLYN	2:29.846	2:29.998	0.152
15	152	KON	29.752	98 VRI	17.154	44 BES	31.391	44 BES	33.470	62 VAL	38.385	15	121	MEGGLE	2:29.970	2:30.206	0.236
16	66	FRA	29.760	43 JES	17.166	49 FRE	31.413	23 LLE	33.499	43 JES	38.416	16	43	JESPERSEN	2:30.511	2:31.130	0.619
17	99	CAM	29.772	128 KOO	17.181	19 VIT	31.595	43 JES	33.539	57 ANT	38.418	17	19	VITS	2:30.539	2:32.251	1.712
18	19	VIT	29.779	2 BRO	17.212	99 CAM	31.596	19 VIT	33.634	36 KRO	38.440	18	30	COOK	2:30.999	2:31.416	0.417
19	37	DUN	29.779	26 SAE	17.215	37 DUN	31.777	42 SLO	33.687	19 VIT	38.452	19	42	SLOOTEN	2:31.093	2:31.534	0.441
20	98	VRI	29.972	4 GEI	17.222	41 ORG	31.794	37 DUN	33.811	121 MEG	38.461	20	37	DUNNIK	2:31.192	2:32.173	0.981
21	41	ORG	29.977	41 ORG	17.227	42 SLO	31.795	36 KRO	33.872	2 BRO	38.499	21	66	FRASER	2:31.441	2:32.200	0.759
22	3	ERH	30.006	57 ANT	17.235	128 KOO	31.837	99 CAM	33.875	66 FRA	38.571	22	99	CAMPBELL	2:31.465	2:31.985	0.520
23	30	COO	30.014	50 DUP	17.271	30 COO	31.838	128 KOO	33.987	128 KOO	38.643	23	36	KROEZE	2:31.587	2:32.152	0.565
24	69	BOO	30.017	23 LLE	17.280	69 BOO	31.863	41 ORG	34.030	69 BOO	38.777	24	4	GEIGER	2:31.711	2:32.172	0.461
25	26	SAE	30.056	22 MEN	17.287	36 KRO	31.887	11 UHR	34.043	27 HOD	38.788	25	128	KOOPMAN	2:31.732	2:32.471	0.739
26	36	KRO	30.060	42 SLO	17.292	3 ERH	31.913	66 FRA	34.062	37 DUN	38.828	26	41	ORGIS	2:31.881	2:32.107	0.226
27	4	GEI	30.073	152 KON	17.293	66 FRA	31.975	69 BOO	34.065	61 DUB	38.839	27	69	BOOTH-AMOS	2:32.065	2:32.552	0.487
28	128	KOO	30.084	45 ORG	17.300	4 GEI	31.984	45 ORG	34.080	98 VRI	38.852	28	98	VRIES	2:32.407	2:32.576	0.169
29	61	DUB	30.141	154 FAL	17.324	98 VRI	32.036	4 GEI	34.113	41 ORG	38.853	29	3	ERHARD	2:32.934	2:33.435	0.501
30	42	SLO	30.175	36 KRO	17.328	79 CZI	32.049	79 CZI	34.167	99 CAM	38.862	30	50	DUPASQUIER	2:32.991	2:33.330	0.339
31	15	McM	30.231	79 CZI	17.340	22 MEN	32.059	50 DUP	34.215	3 ERH	38.974	31	79	CZICHOS	2:33.121	2:33.725	0.604
32	43	JES	30.255	69 BOO	17.343	50 DUP	32.169	27 HOD	34.232	50 DUP	39.036	32	22	MENDE	2:33.219	2:33.573	0.354
33	50	DUP	30.300	27 HOD	17.344	11 UHR	32.175	26 SAE	34.316	15 McM	39.075	33	26	SAEZ	2:33.276	2:33.775	0.499
34	27	HOD	30.383	121 MEG	17.359	45 ORG	32.180	22 MEN	34.349	26 SAE	39.076	34	45	ORGIS	2:33.291	2:34.126	0.835
35	79	CZI	30.397	99 CAM	17.360	15 McM	32.389	98 VRI	34.393	22 MEN	39.101	35	27	HODGE	2:33.352	2:33.900	0.548
36	22	MEN	30.423	61 DUB	17.400	61 DUB	32.564	61 DUB	34.414	79 CZI	39.168	36	61	DUBBINK	2:33.358	2:33.358	0.000
37	45	ORG	30.494	30 COO	17.515	154 FAL	32.579	3 ERH	34.479	45 ORG	39.237	37	15	McMANUS	2:33.436	2:33.850	0.414
38	154	FAL	30.516	13 KOF	17.537	27 HOD	32.605	154 FAL	34.491	154 FAL	39.285	38	11	UHRE	2:33.716	2:34.097	0.381
39	11	UHR	30.632	28 HIN	17.560	26 SAE	32.613	15 McM	34.632	11 UHR	39.291	39	154	FALCK	2:34.195	2:35.556	1.361
40	13	KOF	30.875	3 ERH	17.562	20 MAR	32.824	20 MAR	34.933	13 KOF	39.502	40	20	MARKLUND	2:36.472	2:36.917	0.445
41	20	MAR	31.067	11 UHR	17.575	13 KOF	33.437	13 KOF	35.250	20 MAR	39.896	41	13	KOFLER	2:36.601	2:36.950	0.349
42	28	HIN	31.513	54 BUR	17.676	28 HIN	33.652	54 BUR	35.623	28 HIN	40.451	42	28	HINDLE	2:38.983	2:39.073	0.090
43	54	BUR	31.728	20 MAR	17.752	54 BUR	33.792	28 HIN	35.807	54 BUR	40.920	43	54	BURMAN	2:39.739	2:40.443	0.704
44	48	POT	33.247	48 POT	18.210	48 POT	34.290	48 POT	36.655	147 HOL	41.850	44	48	POTTER	2:44.293	2:45.369	1.076
45	147	HOL	33.800	147 HOL	18.732	21 KER	34.563	21 KER	36.669	48 POT	41.891	45	147	HOLE	2:46.289	2:46.947	0.658
46				21 KER	18.854	147 HOL	35.000	147 HOL	36.907								

Silverstone GP

Circuit Length = 3.6673 miles

Start: 15:44 Flag 16:03 End: 16:06

Weather / Track : Cloudy / Dry

Results can be found at www.tsl-timing.com

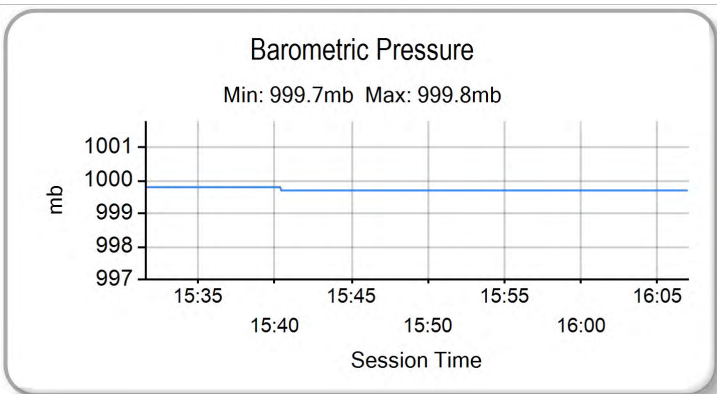
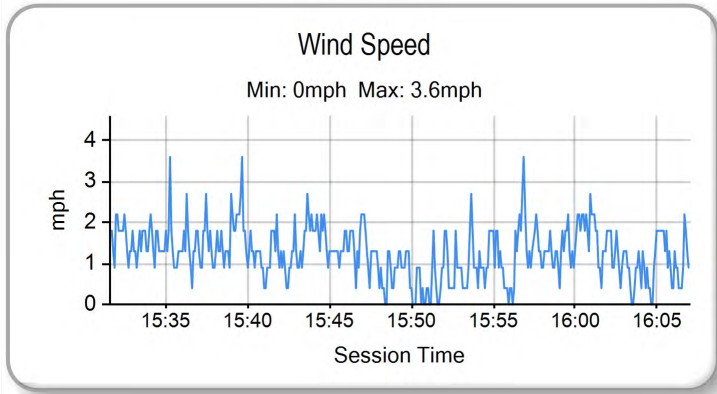
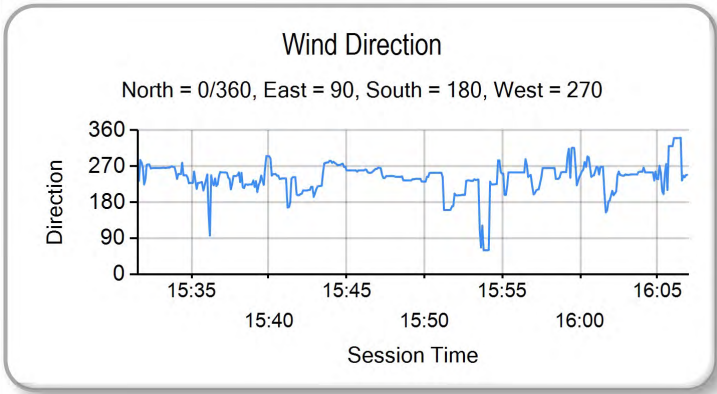
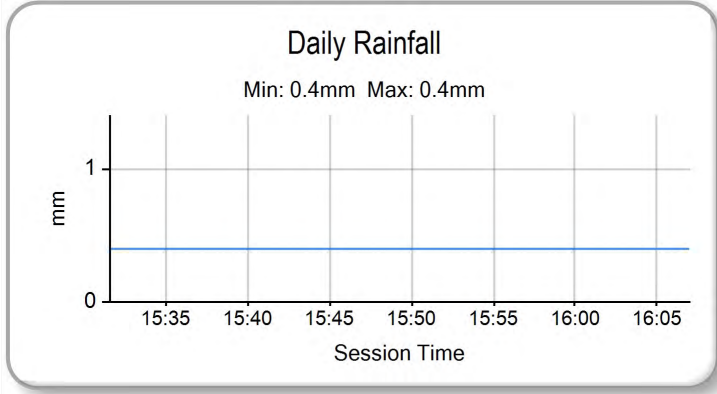
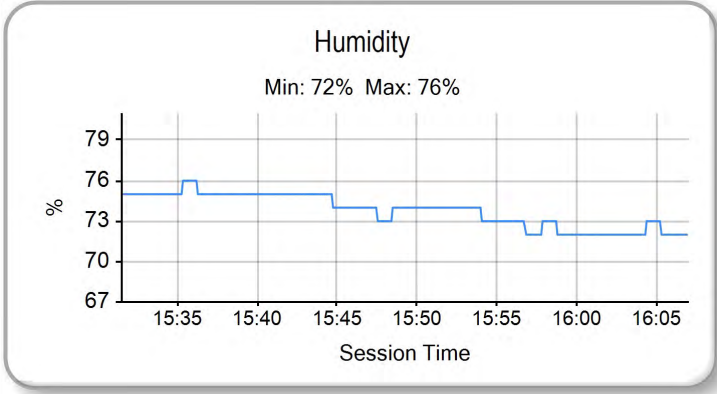
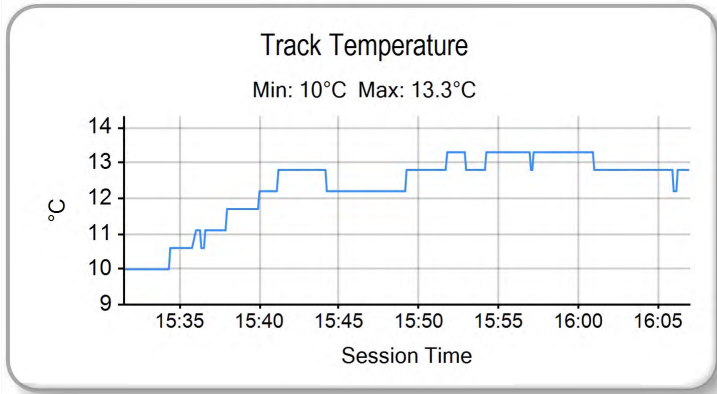
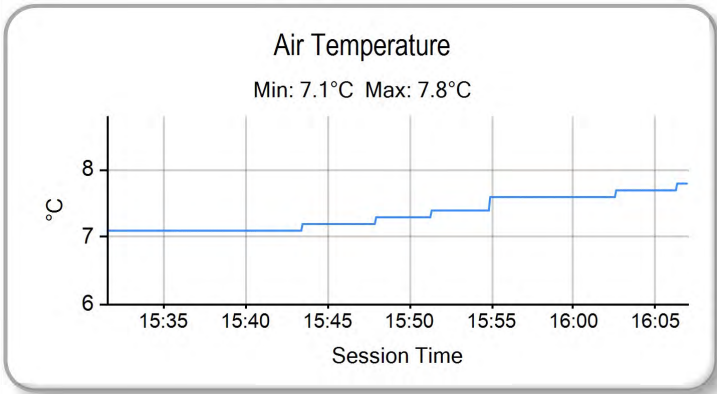
Printed - 16:10 Saturday, 09 April 2016

MCRCB BULLETIN TK149

2016 MCE British Superbike Championship - Round 1

2016 HEL Performance British Motostar Moto 3 GP & ADAC NEC

RACE 3 - WEATHER CONDITIONS



Weather / Track : Cloudy / Dry

Results can be found at www.tsl-timing.com

Silverstone GP
Circuit Length = 3.6673 miles
Start: 15:44 Flag 16:03 End: 16:06

Printed - 16:11 Saturday, 09 April 2016



ROW 16			46	21	Richard KERR				
		2:46.947		2:45.369		2:40.443			
ROW 15	45	147	Phillip HOLE	44	48	Ewan POTTER	43	54	Sam BURMAN
	2:39.073		2:36.950		2:36.917				
ROW 14	42	28	Lee HINDLE	41	13	Maximilian KOFLER	40	20	Joel MARKLUND
			2:35.556		2:34.126				2:34.097
ROW 13	39	154	Lukas FALCK	38	45	Leon ORGIS	37	11	Lotte UHRE
	2:33.900		2:33.850		2:33.775				
ROW 12	36	27	Josh HODGE	35	15	Eugene McMANUS	34	26	Dani SAEZ
			2:33.725		2:33.573				2:33.435
ROW 11	33	79	Leon CZICHOS	32	22	Marie MENDE	31	3	Toni ERHARD
	2:33.358		2:33.330		2:32.576				
ROW 10	30	61	Ernst DUBBINK	29	50	Jason DUPASQUIER	28	98	Tomas de VRIES
			2:32.552		2:32.471				2:32.251
ROW 9	27	69	Tom BOOTH-AMOS	26	128	Dennis KOOPMAN	25	19	Sasha de VITS
	2:32.200		2:32.173		2:32.172				
ROW 8	24	66	Cameron FRASER	23	37	Rick DUNNIK	22	4	Dirk GEIGER
			2:32.152		2:32.107				2:31.985
ROW 7	21	36	Sander KROEZE	20	41	Kevin ORGIS	19	99	Stephen CAMPBELL
	2:31.534		2:31.416		2:31.130				
ROW 6	18	42	Brian SLOOTEN	17	30	Max COOK	16	43	Simon JESPERSEN
			2:30.938		2:30.206				2:29.998
ROW 5	15	57	Manou ANTWEILER	14	121	Matthias MEGGLE	13	23	Sam LLEWELLYN
	2:29.912		2:29.850		2:29.630				
ROW 4	12	2	Mike BROUWERS	11	49	Philipp FREITAG	10	152	Oliver KÖNIG
			2:29.487		2:29.257				2:28.899
ROW 3	9	44	Edmund BEST	8	35	Elliot LODGE	7	62	Vasco van der VALK
	2:28.309		2:28.003		2:27.984				
ROW 2	6	52	Jorel BOERBOOM	5	7	Tim GEORGI	4	12	Edward RENDELL
			2:27.776		2:26.509				2:26.388
ROW 1	3	65	Josh OWENS	2	47	Jake ARCHER	1	86	Charlie NESBITT
									Pole

Silverstone GP
Circuit Length = 3.6673 miles

These results are provisional until the conclusion of any judicial and technical matters.

Race Director :	Stewards :	Timekeeper :
-----------------	------------	--------------

Results can be found at www.britishsuperbike.com

Printed - 16:08 Saturday, 09 April 2016





POS	NO	CL	PIC NAME	NAT	ENTRY	TIME	ON	LAPS	GAP	DIFF	MPH
1	26		Dani SAEZ	ESP	Honda - GA Competition	2:22.349	4	4			92.74
2	52		Jorel BOERBOOM	NED	Kalex KTM - FPW Racing	2:23.042	4	4	0.693	0.693	92.29
3	44		Edmund BEST	GBR	KTM - SymCirrus Motorsport	2:23.632	4	4	1.283	0.590	91.91
4	86		Charlie NESBITT	GBR	KTM - e3 motorsport / Redline KTM	2:23.979	3	3	1.630	0.347	91.69
5	47		Jake ARCHER	GBR	KTM FTR - City Lifting / RS Racing	2:24.130	4	4	1.781	0.151	91.60
6	65		Josh OWENS	GBR	Kalex KTM - JPL racing	2:24.692	3	3	2.343	0.562	91.24
7	2		Mike BROUWERS	NED	Husqvarna - Joma / Brouwersracingteam	2:25.701	3	3	3.352	1.009	90.61
8	128	AGP	Dennis KOOPMAN	NED	Honda - Herman van de Bunt	2:26.247	3	4	3.898	0.546	90.27
9	42		Brian SLOOTEN	NED	Honda - Bakker Frame Racing	2:26.308	4	4	3.959	0.061	90.23
10	7	AGP	Tim GEORGI	GER	KTM - Freudenberg Racing Team	2:26.419	3	3	4.070	0.111	90.16
11	21		Richard KERR	GBR	KTM - Bob Wylie Racing	2:26.704	4	4	4.355	0.285	89.99
12	43	AS	Simon JESPERSEN	DEN	Honda -	2:27.029	4	4	4.680	0.325	89.79
13	62		Vasco van der VALK	NED	Honda - GA Competition / vasco62.nl	2:27.220	3	3	4.871	0.191	89.67
14	35		Elliot LODGE	GBR	Honda - Essential Team Racing / SP125	2:27.222	3	4	4.873	0.002	89.67
15	98		Tomas de VRIES	NED	Honda - DAT Racing	2:27.353	4	4	5.004	0.131	89.59
16	45	AS	Leon ORGIS	GER	Honda - Kiefer Racing	2:28.151	3	3	5.802	0.798	89.11
17	152	AS	Oliver KÖNIG	CZE	Honda -	2:28.278	3	3	5.929	0.127	89.03
18	121	AS	Matthias MEGGLE	GER	Honda - Dynavolt Intact GP Junior Team	2:28.288	3	3	5.939	0.010	89.03
19	11		Dan JONES		Honda NSF - Jones Brothers Racing	2:28.539	3	3	6.190	0.251	88.88
20	79	AS	Leon CZICHOS	GER	Honda - d-Store Hannover Racing	2:28.790	3	3	6.441	0.251	88.73
21	69		Tom BOOTH-AMOS	GBR	Tigcraft - FAB Racing	2:28.942	3	3	6.593	0.152	88.64
22	4	AS	Dirk GEIGER	GER	Honda - Kiefer Racing	2:29.348	4	4	6.999	0.406	88.40
23	19	AS	Sasha de VITS	BEL	Honda - DV1 RacingTeam	2:29.416	3	3	7.067	0.068	88.36
24	20		Joel MARKLUND	NED	Honda - Marklund Solutions / SP125	2:29.936	3	4	7.587	0.520	88.05
25	23		Sam LLEWELLYN	GBR	Honda - Mammoth Motorsport	2:30.065	3	3	7.716	0.129	87.97
26	61	AGP	Ernst DUBBINK	NED	Honda - Ernst Dubbink Eveno Racing	2:30.163	3	3	7.814	0.098	87.92
27	41	AS	Kevin ORGIS	GER	Honda - Kiefer Racing	2:30.187	3	3	7.838	0.024	87.90
28	57	AS	Stanou ANTWEILER	GER	Honda -	2:30.198	4	4	7.849	0.011	87.89
29	12		Edward RENDELL	GBR	Honda - Banks Racing Ten Kate Honda	2:30.488	2	3	8.139	0.290	87.73
30	3	AS	Toni ERHARD	GER	Honda - Kiefer Racing	2:30.497	3	3	8.148	0.009	87.72
31	66		Cameron FRASER	GBR	Kalex KTM - FPW Racing	2:30.705	3	3	8.356	0.208	87.60
32	37	AS	Rick DUNNIK	NED	Honda - HD Racing	2:30.724	3	3	8.375	0.019	87.59
33	99		Stephen CAMPBELL	GBR	Honda - Campbell Racing	2:30.730	3	3	8.381	0.006	87.58
34	30		Max COOK	GBR	Repli-Cast - Repli-Cast UK Racing	2:30.840	3	3	8.491	0.110	87.52
35	64		Asher DURHAM		Honda NSF -	2:30.879	3	3	8.530	0.039	87.50
36	50	AGP	Jason DUPASQUIER	SWI	KTM - KTM Swiss Junior Team	2:30.928	3	3	8.579	0.049	87.47
37	22	AS	Marie MENDE	GER	Honda - MM-Racing	2:31.462	3	3	9.113	0.534	87.16
38	36	AS	Sander KROEZE	NED	Honda - Ernst Dubbink Eveno Racing	2:31.574	3	3	9.225	0.112	87.10
39	72		Cameron HORSMAN		Honda NSF - FAB-Racing	2:31.593	3	3	9.244	0.019	87.09
40	79		Storm STACEY		Honda NSF - Repli-Cast UK Racing	2:31.605	3	3	9.256	0.012	87.08
41	22		Tasia RODINK		Honda NSF - GA Competition	2:32.663	3	3	10.314	1.058	86.48
42	13	AGP	Maximilian KOFLER	AUT	KTM - MSV Schwanenstadt	2:32.700	3	3	10.351	0.037	86.45
43	154	AS	Lukas FALCK	DEN	Honda -	2:33.388	3	3	11.039	0.688	86.07
44	25		Thomas STRUDWICK		Honda NSF - Case Moto3	2:33.829	2	3	11.480	0.441	85.82
45	3		Mark CLAYTON		Honda NSF - SP125	2:33.969	3	3	11.620	0.140	85.74
46	11	AS	Lotte UHRE	DEN	Honda -	2:34.497	3	3	12.148	0.528	85.45
47	15		Eugene McMANUS	GBR	KTM - CD / IC Racing	2:35.822	3	3	13.473	1.325	84.72
48	147	AS	Phillip HOLE	DEN	Honda - 3S ApS	2:38.808	3	3	16.459	2.986	83.13
49	27		Josh HODGE	GBR	KTM - Road and Race Performance	2:38.958	2	2	16.609	0.150	83.05
50	54		Sam BURMAN	GBR	KTM - TeamWNT / Burman Racing	2:40.344	3	3	17.995	1.386	82.33
51	16		Connall COURTNEY		Honda NSF - Team ILR	2:40.883	3	3	18.534	0.539	82.06
52	48		Ewan POTTER	GBR	Honda -	2:41.728	3	3	19.379	0.845	81.63
53	49	AS	Philipp FREITAG	GER	Honda - FKoch Rennsport & Hannes Allwardt			1			

Silverstone GP

Circuit Length = 3.6673 miles

Start: 09:55 Flag 10:03 End: 10:06

Weather / Track : Cloudy / Dry

These results are provisional until the conclusion of any judicial and technical matters.

Race Director :	Stewards :	Timekeeper :

Results can be found at www.britishsuperbike.com

Printed - 10:07 Sunday, 10 April 2016

MCRCB BULLETIN TK188

2016 MCE British Superbike Championship - Round 1

2016 HEL Performance British Motostar Moto 3 GP & ADAC NEC

WARM-UP - SECTOR ANALYSIS

SECTOR 1 = FL to I1, SECTOR 2 = I1 to I2, SECTOR 3 = I2 to I3, SECTOR 4 = I3 to I4, SECTOR 5 = I4 to FL, DIFF = Difference To Personal Best Lap

P1 26 Dani SAEZ		Honda - GA Competition										
IDEAL LAP TIME : 2:21.860		BEST LAP TIME : 2:22.349			DIFFERENCE : 0.489							
LAP	SECTOR 1	SECTOR 2	SECTOR 3	SECTOR 4	SECTOR 5	LAP TIME	MPH	DIFF	TIME OF DAY			
1 -	OUTLAP	17.209	128.8	32.990	87.0	33.591	37.461	112.8		09:57:41.538		
2 -	28.933	16.610	129.5	30.272	95.4	32.485	36.928	112.2	2:25.228 (3)	90.90	2.879	10:00:06.766
3 -	28.116	16.548	129.0	29.430	96.5	33.815	36.317	112.0	2:24.226 (2)	91.53	1.877	10:02:30.992
4 -	27.772	16.359	132.3	29.629	96.8	31.982	36.607	108.3	2:22.349 (1)	92.74		10:04:53.341

P2 52 Jorel BOERBOOM		Kalex KTM - FPW Racing										
IDEAL LAP TIME : 2:22.675		BEST LAP TIME : 2:23.042			DIFFERENCE : 0.367							
LAP	SECTOR 1	SECTOR 2	SECTOR 3	SECTOR 4	SECTOR 5	LAP TIME	MPH	DIFF	TIME OF DAY			
1 -	OUTLAP	17.556	130.5	32.270	88.0	33.464	37.638	112.4		09:57:41.356		
2 -	28.946	16.649	130.8	30.008	96.1	32.568	37.336	114.7	2:25.507 (3)	90.73	2.465	10:00:06.863
3 -	28.594	16.458	132.6	29.526	96.1	32.225	36.486	113.1	2:23.289 (2)	92.13	0.247	10:02:30.152
4 -	28.390	16.542	131.5	29.809	98.6	32.143	36.158	112.4	2:23.042 (1)	92.29		10:04:53.194

P3 44 Edmund BEST		KTM - SymCircus Motorsport										
IDEAL LAP TIME : 2:23.302		BEST LAP TIME : 2:23.632			DIFFERENCE : 0.330							
LAP	SECTOR 1	SECTOR 2	SECTOR 3	SECTOR 4	SECTOR 5	LAP TIME	MPH	DIFF	TIME OF DAY			
1 -	OUTLAP	17.379	131.3	32.329	92.6	33.308	37.748	112.0		09:57:42.409		
2 -	29.120	16.684	130.3	30.124	94.1	32.840	36.995	112.4	2:25.763 (3)	90.57	2.131	10:00:08.172
3 -	28.380	16.606	130.5	29.699	95.4	32.317	36.658	112.9	2:23.660 (2)	91.90	0.028	10:02:31.832
4 -	28.117	16.558	130.0	29.882	94.7	32.464	36.611	112.2	2:23.632 (1)	91.91		10:04:55.464

P4 86 Charlie NESBITT		KTM - e3 motorsport / Redline KTM										
IDEAL LAP TIME : 2:23.757		BEST LAP TIME : 2:23.979			DIFFERENCE : 0.222							
LAP	SECTOR 1	SECTOR 2	SECTOR 3	SECTOR 4	SECTOR 5	LAP TIME	MPH	DIFF	TIME OF DAY			
1 -	OUTLAP	17.695	128.3	31.960	96.4	33.354	38.435	113.9		09:58:47.168		
2 -	29.270	16.272	133.4	30.304	95.7	32.746	36.675	116.1	2:25.267 (2)	90.88	1.288	10:01:12.435
3 -	28.493	16.494	133.4	30.191	96.4	32.317	36.484	114.1	2:23.979 (1)	91.69		10:03:36.414

P5 47 Jake ARCHER		KTM FTR - City Lifting / RS Racing										
IDEAL LAP TIME : 2:23.967		BEST LAP TIME : 2:24.130			DIFFERENCE : 0.163							
LAP	SECTOR 1	SECTOR 2	SECTOR 3	SECTOR 4	SECTOR 5	LAP TIME	MPH	DIFF	TIME OF DAY			
1 -	OUTLAP	17.155	130.5	32.684	94.2	33.489	38.413	112.0		09:57:49.645		
2 -	29.200	16.548	131.8	30.530	95.4	32.726	37.319	114.5	2:26.323 (3)	90.22	2.193	10:00:15.968
3 -	28.683	16.787	130.5	30.279	96.8	32.564	36.870	115.1	2:25.183 (2)	90.93	1.053	10:02:41.151
4 -	28.846	16.462	129.8	30.128	96.4	31.974	36.720	113.7	2:24.130 (1)	91.60		10:05:05.281

P6 65 Josh OWENS		Kalex KTM - JPL racing										
IDEAL LAP TIME : 2:24.692		BEST LAP TIME : 2:24.692			DIFFERENCE : 0.000							
LAP	SECTOR 1	SECTOR 2	SECTOR 3	SECTOR 4	SECTOR 5	LAP TIME	MPH	DIFF	TIME OF DAY			
1 -	OUTLAP	17.657	124.7	33.284	92.9	34.801	38.255	110.5		09:58:32.526		
2 -	30.328	16.904	127.0	30.757	94.5	32.984	37.060	110.9	2:28.033 (2)	89.18	3.341	10:01:00.559
3 -	28.617	16.685	128.5	30.377	95.4	32.547	36.466	111.4	2:24.692 (1)	91.24		10:03:25.251

P7 2 Mike BROUWERS		Husqvarna - Joma / Brouwersracingteam										
IDEAL LAP TIME : 2:25.290		BEST LAP TIME : 2:25.701			DIFFERENCE : 0.411							
LAP	SECTOR 1	SECTOR 2	SECTOR 3	SECTOR 4	SECTOR 5	LAP TIME	MPH	DIFF	TIME OF DAY			
1 -	OUTLAP	17.681	124.5	32.138	91.3	33.337	38.468	107.4		09:58:19.092		
2 -	29.495	16.996	125.4	30.430	93.7	32.512	38.428	109.4	2:27.861 (2)	89.28	2.160	10:00:46.953
3 -	28.586	16.679	126.8	30.369	92.4	32.923	37.144	109.7	2:25.701 (1)	90.61		10:03:12.654

Weather / Track : Cloudy / Dry

Silverstone GP
Circuit Length = 3.6673 miles
Start: 09:55 Flag 10:03 End: 10:06

MCRCB BULLETIN TK188

2016 MCE British Superbike Championship - Round 1

2016 HEL Performance British Motostar Moto 3 GP & ADAC NEC

WARM-UP - SECTOR ANALYSIS

SECTOR 1 = FL to I1, SECTOR 2 = I1 to I2, SECTOR 3 = I2 to I3, SECTOR 4 = I3 to I4, SECTOR 5 = I4 to FL, DIFF = Difference To Personal Best Lap

P8 128 AGP Dennis KOOPMAN		Honda - Herman van de Bunt										
IDEAL LAP TIME : 2:25.833		BEST LAP TIME : 2:26.247		DIFFERENCE : 0.414								
LAP	SECTOR 1	SECTOR 2	SECTOR 3	SECTOR 4	SECTOR 5	LAP TIME	MPH	DIFF	TIME OF DAY			
1-	OUTLAP	18.142	124.2	32.902	90.4	34.418	38.097	105.7		09:57:46.915		
2-	29.697	16.944	127.5	30.736	94.5	33.028	36.954	112.0	2:27.359 (3)	89.59	1.112	10:00:14.274
3-	28.814	16.718	130.0	30.600	96.4	32.863	37.252	112.0	2:26.247 (1)	90.27		10:02:40.521
4-	29.303	16.740	129.5	30.636	95.4	32.747	37.245	110.9	2:26.671 (2)	90.01	0.424	10:05:07.192

P9 42 Brian SLOOTEN		Honda - Bakker Frame Racing										
IDEAL LAP TIME : 2:26.308		BEST LAP TIME : 2:26.308		DIFFERENCE : 0.000								
LAP	SECTOR 1	SECTOR 2	SECTOR 3	SECTOR 4	SECTOR 5	LAP TIME	MPH	DIFF	TIME OF DAY			
1-	OUTLAP	17.902	123.8	32.796	88.8	33.858	38.605	109.2				09:57:50.129
2-	29.739	17.258	125.6	31.058	92.4	33.598	37.945	108.8	2:29.598 (3)	88.25	3.290	10:00:19.727
3-	29.248	16.985	128.8	31.491	92.5	33.296	37.674	110.9	2:28.694 (2)	88.78	2.386	10:02:48.421
4-	29.103	16.796	128.0	30.543	93.3	32.799	37.067	109.7	2:26.308 (1)	90.23		10:05:14.729

P10 7 AGP Tim GEORGI		KTM - Freudenberg Racing Team										
IDEAL LAP TIME : 2:26.419		BEST LAP TIME : 2:26.419		DIFFERENCE : 0.000								
LAP	SECTOR 1	SECTOR 2	SECTOR 3	SECTOR 4	SECTOR 5	LAP TIME	MPH	DIFF	TIME OF DAY			
1-	OUTLAP	17.851	130.8	32.762	90.8	34.266	37.778	112.2				09:58:54.627
2-	30.274	16.734	135.0	31.805	91.5	33.353	37.147	113.5	2:29.313 (2)	88.42	2.894	10:01:23.940
3-	29.563	16.600	133.4	30.583	94.3	33.020	36.653	113.7	2:26.419 (1)	90.16		10:03:50.359

P11 21 Richard KERR		KTM - Bob Wylie Racing										
IDEAL LAP TIME : 2:26.586		BEST LAP TIME : 2:26.704		DIFFERENCE : 0.118								
LAP	SECTOR 1	SECTOR 2	SECTOR 3	SECTOR 4	SECTOR 5	LAP TIME	MPH	DIFF	TIME OF DAY			
1-	OUTLAP	17.699	128.3	32.943	94.9	33.923	38.331	112.0				09:57:43.936
2-	29.602	17.083	127.5	30.832	92.6	33.540	37.145	111.8	2:28.202 (3)	89.08	1.498	10:00:12.138
3-	29.885	17.055	126.6	30.580	94.3	33.365	36.824	111.4	2:27.709 (2)	89.38	1.005	10:02:39.847
4-	29.470	17.091	126.6	30.662	94.2	32.683	36.798	112.6	2:26.704 (1)	89.99		10:05:06.551

P12 43 AS Simon JESPERSEN		Honda -										
IDEAL LAP TIME : 2:26.712		BEST LAP TIME : 2:27.029		DIFFERENCE : 0.317								
LAP	SECTOR 1	SECTOR 2	SECTOR 3	SECTOR 4	SECTOR 5	LAP TIME	MPH	DIFF	TIME OF DAY			
1-	OUTLAP	18.034	119.6	34.952	91.5	34.180	38.476	109.6				09:57:44.701
2-	29.862	16.965	126.1	30.649	93.5	33.398	37.824	108.8	2:28.698 (3)	88.78	1.669	10:00:13.399
3-	29.396	16.931	127.5	30.251	98.2	33.394	37.377	110.3	2:27.349 (2)	89.59	0.320	10:02:40.748
4-	29.552	16.899	125.9	30.412	96.4	33.049	37.117	109.2	2:27.029 (1)	89.79		10:05:07.777

P13 62 Vasco van der VALK		Honda - GA Competition / vasco62.nl										
IDEAL LAP TIME : 2:26.697		BEST LAP TIME : 2:27.220		DIFFERENCE : 0.523								
LAP	SECTOR 1	SECTOR 2	SECTOR 3	SECTOR 4	SECTOR 5	LAP TIME	MPH	DIFF	TIME OF DAY			
1-	OUTLAP	17.733	127.5	32.900	91.0	35.250	37.754	112.4				09:57:44.874
2-	29.818	16.868	127.8	38.690	92.1	33.391	37.399	110.3	2:36.166 (2)	84.54	8.946	10:00:21.040
3-	29.212	16.875	126.6	30.629	95.1	33.189	37.315	109.2	2:27.220 (1)	89.67		10:02:48.260

P14 35 Elliot LODGE		Honda - Essential Team Racing / SP125										
IDEAL LAP TIME : 2:26.754		BEST LAP TIME : 2:27.222		DIFFERENCE : 0.468								
LAP	SECTOR 1	SECTOR 2	SECTOR 3	SECTOR 4	SECTOR 5	LAP TIME	MPH	DIFF	TIME OF DAY			
1-	OUTLAP	17.750	126.3	32.912	90.8	34.154	39.124	110.5				09:57:44.574
2-	29.498	16.755	130.0	30.893	94.9	33.604	37.852	110.3	2:28.602 (3)	88.84	1.380	10:00:13.176
3-	29.308	16.912	128.5	30.398	96.5	33.086	37.518	111.0	2:27.222 (1)	89.67		10:02:40.398
4-	29.197	16.898	128.3	30.991	94.7	33.038	37.366	112.6	2:27.490 (2)	89.51	0.268	10:05:07.888

Weather / Track : Cloudy / Dry

Silverstone GP
Circuit Length = 3.6673 miles
Start: 09:55 Flag 10:03 End: 10:06

MCRCB BULLETIN TK188

2016 MCE British Superbike Championship - Round 1

2016 HEL Performance British Motostar Moto 3 GP & ADAC NEC

WARM-UP - SECTOR ANALYSIS

SECTOR 1 = FL to I1, SECTOR 2 = I1 to I2, SECTOR 3 = I2 to I3, SECTOR 4 = I3 to I4, SECTOR 5 = I4 to FL, DIFF = Difference To Personal Best Lap

P15 98		Tomas de VRIES		Honda - DAT Racing						
IDEAL LAP TIME : 2:27.353		BEST LAP TIME : 2:27.353		DIFFERENCE : 0.000						
LAP	SECTOR 1	SECTOR 2	SECTOR 3	SECTOR 4	SECTOR 5	LAP TIME	MPH	DIFF	TIME OF DAY	
1-	OUTLAP	17.640	126.1	33.065	93.0	34.041	38.292	<i>111.0</i>		09:57:50.282
2-	29.810	16.987	127.5	30.930	92.5	34.048	37.926	<i>111.0</i>	2:29.701 (3)	88.19 2.348 10:00:19.983
3-	29.291	16.989	<i>128.3</i>	31.433	93.2	33.865	37.434	110.9	2:29.012 (2)	88.59 1.659 10:02:48.995
4-	<i>29.185</i>	<i>16.970</i>	127.0	<i>30.620</i>	<i>93.9</i>	<i>33.189</i>	<i>37.389</i>	110.3	<i>2:27.353</i> (1)	<i>89.59</i> 10:05:16.348

P16 45 AS		Leon ORGIS		Honda - Kiefer Racing						
IDEAL LAP TIME : 2:28.151		BEST LAP TIME : 2:28.151		DIFFERENCE : 0.000						
LAP	SECTOR 1	SECTOR 2	SECTOR 3	SECTOR 4	SECTOR 5	LAP TIME	MPH	DIFF	TIME OF DAY	
1-	OUTLAP	18.750	120.4	33.623	87.2	34.721	39.103	104.7		09:58:26.749
2-	31.139	17.628	121.7	32.416	<i>92.8</i>	34.111	38.625	107.1	2:33.919 (2)	85.77 5.768 10:01:00.668
3-	<i>29.886</i>	<i>17.038</i>	<i>126.1</i>	<i>30.767</i>	91.5	<i>32.924</i>	<i>37.536</i>	<i>109.4</i>	<i>2:28.151</i> (1)	<i>89.11</i> 10:03:28.819

P17 152 AS		Oliver KÖNIG		Honda -						
IDEAL LAP TIME : 2:28.278		BEST LAP TIME : 2:28.278		DIFFERENCE : 0.000						
LAP	SECTOR 1	SECTOR 2	SECTOR 3	SECTOR 4	SECTOR 5	LAP TIME	MPH	DIFF	TIME OF DAY	
1-	OUTLAP	17.913	123.1	33.838	92.0	35.138	39.250	<i>112.6</i>		09:58:39.001
2-	30.256	17.292	<i>125.6</i>	31.182	<i>94.1</i>	33.908	38.034	111.0	2:30.672 (2)	87.62 2.394 10:01:09.673
3-	<i>29.343</i>	<i>17.192</i>	124.0	<i>31.092</i>	93.0	<i>33.330</i>	<i>37.321</i>	110.3	<i>2:28.278</i> (1)	<i>89.03</i> 10:03:37.951

P18 121 AS		Matthias MEGGLE		Honda - Dynavolt Intact GP Junior Team						
IDEAL LAP TIME : 2:28.288		BEST LAP TIME : 2:28.288		DIFFERENCE : 0.000						
LAP	SECTOR 1	SECTOR 2	SECTOR 3	SECTOR 4	SECTOR 5	LAP TIME	MPH	DIFF	TIME OF DAY	
1-	OUTLAP	18.040	122.9	32.682	89.2	34.801	39.008	104.7		09:58:26.884
2-	31.324	17.408	122.6	32.042	90.0	34.104	38.447	<i>106.0</i>	2:33.325 (2)	86.10 5.037 10:01:00.209
3-	<i>29.512</i>	<i>17.090</i>	<i>123.3</i>	<i>30.874</i>	<i>91.9</i>	<i>33.222</i>	<i>37.590</i>	105.9	<i>2:28.288</i> (1)	<i>89.03</i> 10:03:28.497

P19 11		Dan JONES		Honda NSF - Jones Brothers Racing						
IDEAL LAP TIME : 2:28.508		BEST LAP TIME : 2:28.539		DIFFERENCE : 0.031						
LAP	SECTOR 1	SECTOR 2	SECTOR 3	SECTOR 4	SECTOR 5	LAP TIME	MPH	DIFF	TIME OF DAY	
1-	OUTLAP	18.784	120.0	33.489	88.0	34.947	39.178	<i>110.1</i>		09:58:39.927
2-	30.539	<i>17.191</i>	<i>127.3</i>	30.860	91.0	34.393	38.154	108.7	2:31.137 (2)	87.35 2.598 10:01:11.064
3-	<i>29.607</i>	17.222	125.6	<i>30.577</i>	<i>93.4</i>	<i>33.207</i>	<i>37.926</i>	108.8	<i>2:28.539</i> (1)	<i>88.88</i> 10:03:39.603

P20 79 AS		Leon CZICHOS		Honda - d-Store Hannover Racing						
IDEAL LAP TIME : 2:28.790		BEST LAP TIME : 2:28.790		DIFFERENCE : 0.000						
LAP	SECTOR 1	SECTOR 2	SECTOR 3	SECTOR 4	SECTOR 5	LAP TIME	MPH	DIFF	TIME OF DAY	
1-	OUTLAP	18.263	122.6	33.716	90.5	35.273	39.785	104.2		09:58:26.807
2-	31.273	17.356	125.4	32.332	92.3	34.725	38.351	107.9	2:34.037 (2)	85.70 5.247 10:01:00.844
3-	<i>29.895</i>	<i>16.874</i>	<i>127.8</i>	<i>31.048</i>	<i>94.1</i>	<i>33.245</i>	<i>37.728</i>	<i>109.4</i>	<i>2:28.790</i> (1)	<i>88.73</i> 10:03:29.634

P21 69		Tom BOOTH-AMOS		Tigcraft - FAB Racing						
IDEAL LAP TIME : 2:28.942		BEST LAP TIME : 2:28.942		DIFFERENCE : 0.000						
LAP	SECTOR 1	SECTOR 2	SECTOR 3	SECTOR 4	SECTOR 5	LAP TIME	MPH	DIFF	TIME OF DAY	
1-	OUTLAP	17.807	118.9	31.758	89.5	34.159	38.742	107.6		09:58:38.488
2-	30.018	17.383	123.1	31.365	88.3	34.257	38.076	106.9	2:31.099 (2)	87.37 2.157 10:01:09.587
3-	<i>29.756</i>	<i>17.025</i>	<i>126.3</i>	<i>31.205</i>	<i>92.0</i>	<i>33.378</i>	<i>37.578</i>	<i>109.9</i>	<i>2:28.942</i> (1)	<i>88.64</i> 10:03:38.529

P22 4 AS		Dirk GEIGER		Honda - Kiefer Racing						
IDEAL LAP TIME : 2:28.940		BEST LAP TIME : 2:29.348		DIFFERENCE : 0.408						
LAP	SECTOR 1	SECTOR 2	SECTOR 3	SECTOR 4	SECTOR 5	LAP TIME	MPH	DIFF	TIME OF DAY	
1-	OUTLAP	17.834	120.0	33.277	91.3	34.527	38.616	105.9		09:57:53.609
2-	30.576	17.378	121.5	31.460	93.7	33.783	37.852	105.7	2:31.049 (3)	87.40 1.701 10:00:24.658

Weather / Track : Cloudy / Dry

Silverstone GP
Circuit Length = 3.6673 miles
Start: 09:55 Flag 10:03 End: 10:06

MCRCB BULLETIN TK188

2016 MCE British Superbike Championship - Round 1

2016 HEL Performance British Motostar Moto 3 GP & ADAC NEC

WARM-UP - SECTOR ANALYSIS

SECTOR 1 = FL to I1, SECTOR 2 = I1 to I2, SECTOR 3 = I2 to I3, SECTOR 4 = I3 to I4, SECTOR 5 = I4 to FL, DIFF = Difference To Personal Best Lap

3-	29.898	17.380	121.3	31.095	94.6	33.540	37.593	106.9	2:29.506 (2)	88.30	0.158	10:02:54.164
4-	29.648	17.260	122.4	30.899	93.4	33.662	37.879	107.2	2:29.348 (1)	88.40		10:05:23.512

P23	19 AS	Sasha de VITS	Honda - DV1 RacingTeam										
IDEAL LAP TIME : 2:29.315		BEST LAP TIME : 2:29.416		DIFFERENCE : 0.101									
LAP	SECTOR 1	SECTOR 2	SECTOR 3	SECTOR 4	SECTOR 5	LAP TIME	MPH	DIFF	TIME OF DAY				
1-	OUTLAP	17.837	124.5	32.394	91.1	35.115	39.343	108.1				09:58:32.378	
2-	30.756	17.320	126.1	31.426	92.3	33.496	38.365	108.1	2:31.363 (2)	87.22	1.947	10:01:03.741	
3-	29.720	17.063	127.5	31.095	93.5	33.597	37.941	108.8	2:29.416 (1)	88.36		10:03:33.157	

P24	20	Joel MARKLUND	Honda - Marklund Solutions / SP125										
IDEAL LAP TIME : 2:29.457		BEST LAP TIME : 2:29.936		DIFFERENCE : 0.479									
LAP	SECTOR 1	SECTOR 2	SECTOR 3	SECTOR 4	SECTOR 5	LAP TIME	MPH	DIFF	TIME OF DAY				
1-	OUTLAP	17.895	127.5	32.755	88.7	34.585	38.754	106.9				09:57:57.117	
2-	30.113	17.062	129.0	31.551	91.3	34.259	38.197	108.8	2:31.182 (3)	87.32	1.246	10:00:28.299	
3-	29.555	17.211	128.5	31.269	91.6	33.663	38.238	109.2	2:29.936 (1)	88.05		10:02:58.235	
4-	29.797	17.063	128.8	31.277	90.6	34.511	37.908	109.2	2:30.556 (2)	87.69	0.620	10:05:28.791	

P25	23	Sam LLEWELLYN	Honda - Mammoth Motorsport										
IDEAL LAP TIME : 2:30.048		BEST LAP TIME : 2:30.065		DIFFERENCE : 0.017									
LAP	SECTOR 1	SECTOR 2	SECTOR 3	SECTOR 4	SECTOR 5	LAP TIME	MPH	DIFF	TIME OF DAY				
1-	OUTLAP	18.120	122.9	33.709	92.6	35.239	39.310	108.5				09:58:39.574	
2-	30.446	17.466	125.4	31.615	94.2	34.214	38.764	109.6	2:32.505 (2)	86.57	2.440	10:01:12.079	
3-	29.579	17.158	125.6	31.632	94.1	33.637	38.059	107.6	2:30.065 (1)	87.97		10:03:42.144	

P26	61 AGP	Ernst DUBBINK	Honda - Ernst Dubbink Eveno Racing										
IDEAL LAP TIME : 2:30.157		BEST LAP TIME : 2:30.163		DIFFERENCE : 0.006									
LAP	SECTOR 1	SECTOR 2	SECTOR 3	SECTOR 4	SECTOR 5	LAP TIME	MPH	DIFF	TIME OF DAY				
1-	OUTLAP	17.993	128.3	32.990	90.9	35.766	39.563	106.4				09:58:19.107	
2-	30.883	17.103	128.8	31.841	92.4	33.723	38.726	109.2	2:32.276 (2)	86.70	2.113	10:00:51.383	
3-	29.957	17.109	129.0	31.499	94.2	33.617	37.987	110.9	2:30.163 (1)	87.92		10:03:21.546	

P27	41 AS	Kevin ORGIS	Honda - Kiefer Racing										
IDEAL LAP TIME : 2:30.187		BEST LAP TIME : 2:30.187		DIFFERENCE : 0.000									
LAP	SECTOR 1	SECTOR 2	SECTOR 3	SECTOR 4	SECTOR 5	LAP TIME	MPH	DIFF	TIME OF DAY				
1-	OUTLAP	17.981	122.4	33.133	88.4	35.616	39.791	103.8				09:58:12.142	
2-	31.661	17.457	120.2	32.088	91.8	34.301	39.141	106.0	2:34.648 (2)	85.37	4.461	10:00:46.790	
3-	29.865	17.027	125.9	30.990	91.0	33.885	38.420	109.2	2:30.187 (1)	87.90		10:03:16.977	

P28	57 AS	Manou ANTWEILER	Honda -										
IDEAL LAP TIME : 2:29.804		BEST LAP TIME : 2:30.198		DIFFERENCE : 0.394									
LAP	SECTOR 1	SECTOR 2	SECTOR 3	SECTOR 4	SECTOR 5	LAP TIME	MPH	DIFF	TIME OF DAY				
1-	OUTLAP	18.371	118.5	35.509	89.2	34.807	39.486	104.0				09:57:46.885	
2-	30.936	17.339	123.5	31.360	91.9	33.731	37.979	105.5	2:31.345 (2)	87.23	1.147	10:00:18.230	
3-	30.259	17.162	122.9	31.633	91.0	34.049	38.617	106.9	2:31.720 (3)	87.01	1.522	10:02:49.950	
4-	29.808	17.091	123.8	31.313	92.3	33.613	38.373	106.0	2:30.198 (1)	87.89		10:05:20.148	

P29	12	Edward RENDELL	Honda - Banks Racing Ten Kate Honda										
IDEAL LAP TIME : 2:30.488		BEST LAP TIME : 2:30.488		DIFFERENCE : 0.000									
LAP	SECTOR 1	SECTOR 2	SECTOR 3	SECTOR 4	SECTOR 5	LAP TIME	MPH	DIFF	TIME OF DAY				
1-	OUTLAP	18.180	115.7	32.969	87.3	35.655	38.958	106.5				09:59:10.258	
2-	29.500	17.292	123.5	31.172	89.5	34.078	38.446	107.1	2:30.488 (1)	87.73		10:01:40.746	
3-	32.825	19.908	92.6	35.234	81.1	38.415	IN PIT		2:56.699 P	74.71	26.211	10:04:37.445	

Weather / Track : Cloudy / Dry

Silverstone GP
Circuit Length = 3.6673 miles
Start: 09:55 Flag 10:03 End: 10:06

MCRCB BULLETIN TK188

2016 MCE British Superbike Championship - Round 1

2016 HEL Performance British Motostar Moto 3 GP & ADAC NEC

WARM-UP - SECTOR ANALYSIS

SECTOR 1 = FL to I1, SECTOR 2 = I1 to I2, SECTOR 3 = I2 to I3, SECTOR 4 = I3 to I4, SECTOR 5 = I4 to FL, DIFF = Difference To Personal Best Lap

P30 3 AS Toni ERHARD		Honda - Kiefer Racing								
IDEAL LAP TIME : 2:30.497		BEST LAP TIME : 2:30.497			DIFFERENCE : 0.000					
LAP	SECTOR 1	SECTOR 2	SECTOR 3	SECTOR 4	SECTOR 5	LAP TIME	MPH	DIFF	TIME OF DAY	
1-	OUTLAP	19.159	120.0	33.841	88.6	36.989	40.177	104.5		09:58:12.349
2-	31.695	17.210	126.6	31.911	90.0	34.752	39.290	108.5	2:34.858 (2)	85.25 4.361 10:00:47.207
3-	30.581	17.177	126.6	30.809	92.8	33.674	38.256	107.2	2:30.497 (1)	87.72 10:03:17.704

P31 66 Cameron FRASER		Kalex KTM - FPW Racing								
IDEAL LAP TIME : 2:30.619		BEST LAP TIME : 2:30.705			DIFFERENCE : 0.086					
LAP	SECTOR 1	SECTOR 2	SECTOR 3	SECTOR 4	SECTOR 5	LAP TIME	MPH	DIFF	TIME OF DAY	
1-	OUTLAP	18.756	124.9	33.616	91.4	34.913	38.749	107.1		09:58:18.086
2-	30.970	17.215	129.3	31.691	91.1	34.157	38.449	109.0	2:32.482 (2)	86.58 1.777 10:00:50.568
3-	29.987	17.243	127.8	31.749	93.0	33.728	37.998	109.2	2:30.705 (1)	87.60 10:03:21.273

P32 37 AS Rick DUNNIK		Honda - HD Racing								
IDEAL LAP TIME : 2:30.724		BEST LAP TIME : 2:30.724			DIFFERENCE : 0.000					
LAP	SECTOR 1	SECTOR 2	SECTOR 3	SECTOR 4	SECTOR 5	LAP TIME	MPH	DIFF	TIME OF DAY	
1-	OUTLAP	18.044	124.0	34.350	87.2	35.883	40.202	104.0		09:58:33.010
2-	30.674	17.299	126.6	32.521	87.1	33.901	38.492	108.7	2:32.887 (2)	86.35 2.163 10:01:05.897
3-	29.666	17.090	125.9	32.020	90.6	33.713	38.235	109.2	2:30.724 (1)	87.59 10:03:36.621

P33 99 Stephen CAMPBELL		Honda - Campbell Racing								
IDEAL LAP TIME : 2:30.730		BEST LAP TIME : 2:30.730			DIFFERENCE : 0.000					
LAP	SECTOR 1	SECTOR 2	SECTOR 3	SECTOR 4	SECTOR 5	LAP TIME	MPH	DIFF	TIME OF DAY	
1-	OUTLAP	18.329	123.8	33.499	89.2	35.318	39.501	106.7		09:58:38.967
2-	30.523	17.314	127.3	31.569	90.5	34.375	40.187	107.2	2:33.968 (2)	85.74 3.238 10:01:12.935
3-	29.722	17.160	126.3	31.314	93.2	34.004	38.530	107.8	2:30.730 (1)	87.58 10:03:43.665

P34 30 Max COOK		Repli-Cast - Repli-Cast UK Racing								
IDEAL LAP TIME : 2:30.643		BEST LAP TIME : 2:30.840			DIFFERENCE : 0.197					
LAP	SECTOR 1	SECTOR 2	SECTOR 3	SECTOR 4	SECTOR 5	LAP TIME	MPH	DIFF	TIME OF DAY	
1-	OUTLAP	19.329	120.4	35.987	89.5	35.669	39.794	106.9		09:58:24.469
2-	31.562	17.420	126.1	32.286	91.9	33.924	38.625	109.6	2:33.817 (2)	85.83 2.977 10:00:58.286
3-	30.432	17.237	125.9	31.515	90.4	34.121	37.535	110.1	2:30.840 (1)	87.52 10:03:29.126

P35 64 Asher DURHAM		Honda NSF -								
IDEAL LAP TIME : 2:30.879		BEST LAP TIME : 2:30.879			DIFFERENCE : 0.000					
LAP	SECTOR 1	SECTOR 2	SECTOR 3	SECTOR 4	SECTOR 5	LAP TIME	MPH	DIFF	TIME OF DAY	
1-	OUTLAP	18.953	118.5	35.190	90.5	35.550	39.703	102.5		09:58:00.793
2-	31.410	17.356	123.3	31.418	91.6	34.746	38.600	107.4	2:33.530 (2)	85.99 2.651 10:00:34.323
3-	30.200	17.286	122.4	31.405	93.8	34.008	37.980	107.8	2:30.879 (1)	87.50 10:03:05.202

P36 50 AGP Jason DUPASQUIER		KTM - KTM Swiss Junior Team								
IDEAL LAP TIME : 2:30.928		BEST LAP TIME : 2:30.928			DIFFERENCE : 0.000					
LAP	SECTOR 1	SECTOR 2	SECTOR 3	SECTOR 4	SECTOR 5	LAP TIME	MPH	DIFF	TIME OF DAY	
1-	OUTLAP	17.744	130.0	33.468	88.7	35.068	39.644	104.2		09:57:59.740
2-	30.521	17.411	128.0	32.654	78.6	36.677	39.061	109.6	2:36.324 (2)	84.45 5.396 10:00:36.064
3-	29.857	17.143	131.0	31.573	91.5	34.035	38.320	109.6	2:30.928 (1)	87.47 10:03:06.992

P37 22 AS Marie MENDE		Honda - MM-Racing								
IDEAL LAP TIME : 2:31.226		BEST LAP TIME : 2:31.462			DIFFERENCE : 0.236					
LAP	SECTOR 1	SECTOR 2	SECTOR 3	SECTOR 4	SECTOR 5	LAP TIME	MPH	DIFF	TIME OF DAY	
1-	OUTLAP	17.872	124.2	33.271	91.4	35.573	39.863	108.8		09:58:01.262
2-	31.442	17.385	126.3	31.645	90.1	34.936	39.051	109.2	2:34.459 (2)	85.47 2.997 10:00:35.721
3-	29.914	17.201	126.3	31.881	92.9	34.410	38.056	112.2	2:31.462 (1)	87.16 10:03:07.183

Silverstone GP

Circuit Length = 3.6673 miles

Start: 09:55 Flag 10:03 End: 10:06

Weather / Track : Cloudy / Dry

MCRCB BULLETIN TK188

2016 MCE British Superbike Championship - Round 1

2016 HEL Performance British Motostar Moto 3 GP & ADAC NEC

WARM-UP - SECTOR ANALYSIS

SECTOR 1 = FL to I1, SECTOR 2 = I1 to I2, SECTOR 3 = I2 to I3, SECTOR 4 = I3 to I4, SECTOR 5 = I4 to FL, DIFF = Difference To Personal Best Lap

P38 36 AS Sander KROEZE		Honda - Ernst Dubbink Eveno Racing								
IDEAL LAP TIME : 2:30.807		BEST LAP TIME : 2:31.574			DIFFERENCE : 0.767					
LAP	SECTOR 1	SECTOR 2	SECTOR 3	SECTOR 4	SECTOR 5	LAP TIME	MPH	DIFF	TIME OF DAY	
1-	OUTLAP	18.625	123.3	34.257	90.8	34.624	39.822	107.1		09:58:22.444
2-	30.627	17.474	124.2	31.960	91.9	33.662	39.064	108.8	2:32.787 (2)	86.41 1.213 10:00:55.231
3-	29.715	17.133	127.8	32.727	92.3	33.195	38.804	109.0	2:31.574 (1)	87.10 10:03:26.805

P39 72 Cameron HORSMAN		Honda NSF - FAB-Racing								
IDEAL LAP TIME : 2:31.593		BEST LAP TIME : 2:31.593			DIFFERENCE : 0.000					
LAP	SECTOR 1	SECTOR 2	SECTOR 3	SECTOR 4	SECTOR 5	LAP TIME	MPH	DIFF	TIME OF DAY	
1-	OUTLAP	18.671	118.7	33.203	90.4	35.588	39.535	104.3		09:58:12.202
2-	31.395	17.587	121.5	31.830	89.1	34.395	39.737	105.5	2:34.944 (2)	85.20 3.351 10:00:47.146
3-	30.445	17.390	122.9	31.257	92.8	33.851	38.650	107.8	2:31.593 (1)	87.09 10:03:18.739

P40 79 Storm STACEY		Honda NSF - Repli-Cast UK Racing								
IDEAL LAP TIME : 2:30.737		BEST LAP TIME : 2:31.605			DIFFERENCE : 0.868					
LAP	SECTOR 1	SECTOR 2	SECTOR 3	SECTOR 4	SECTOR 5	LAP TIME	MPH	DIFF	TIME OF DAY	
1-	OUTLAP	18.477	119.8	32.940	88.5	34.388	39.049	103.8		09:58:00.856
2-	30.475	17.622	120.6	31.421	83.1	34.155	38.594	106.5	2:32.267 (2)	86.70 0.662 10:00:33.123
3-	29.936	17.629	120.6	30.928	90.4	33.657	39.455	105.3	2:31.605 (1)	87.08 10:03:04.728

P41 22 Tasia RODINK		Honda NSF - GA Competition								
IDEAL LAP TIME : 2:32.016		BEST LAP TIME : 2:32.663			DIFFERENCE : 0.647					
LAP	SECTOR 1	SECTOR 2	SECTOR 3	SECTOR 4	SECTOR 5	LAP TIME	MPH	DIFF	TIME OF DAY	
1-	OUTLAP	18.497	117.9	35.000	89.0	35.163	39.326	104.3		09:58:22.792
2-	30.657	17.402	123.1	31.792	92.1	34.076	39.105	104.8	2:33.032 (2)	86.27 0.369 10:00:55.824
3-	29.947	17.416	121.1	31.734	92.0	34.709	38.857	104.7	2:32.663 (1)	86.48 10:03:28.487

P42 13 AGP Maximilian KOFLER		KTM - MSV Schwanenstadt								
IDEAL LAP TIME : 2:32.700		BEST LAP TIME : 2:32.700			DIFFERENCE : 0.000					
LAP	SECTOR 1	SECTOR 2	SECTOR 3	SECTOR 4	SECTOR 5	LAP TIME	MPH	DIFF	TIME OF DAY	
1-	OUTLAP	18.026	125.6	34.984	87.8	36.013	39.565	109.0		09:58:08.189
2-	31.113	17.654	125.9	32.448	89.4	34.762	39.100	108.7	2:35.077 (2)	85.13 2.377 10:00:43.266
3-	30.185	17.424	126.3	32.173	92.1	34.247	38.671	109.4	2:32.700 (1)	86.45 10:03:15.966

P43 154 AS Lukas FALCK		Honda -								
IDEAL LAP TIME : 2:33.052		BEST LAP TIME : 2:33.388			DIFFERENCE : 0.336					
LAP	SECTOR 1	SECTOR 2	SECTOR 3	SECTOR 4	SECTOR 5	LAP TIME	MPH	DIFF	TIME OF DAY	
1-	OUTLAP	18.650	118.7	33.802	84.9	38.228	41.266	101.1		09:59:20.501
2-	31.627	17.459	122.9	31.910	90.3	34.695	38.823	108.7	2:34.514 (2)	85.44 1.126 10:01:55.015
3-	30.479	17.363	124.5	32.048	89.2	34.477	39.021	103.7	2:33.388 (1)	86.07 10:04:28.403

P44 25 Thomas STRUDWICK		Honda NSF - Case Moto3								
IDEAL LAP TIME : 2:33.829		BEST LAP TIME : 2:33.829			DIFFERENCE : 0.000					
LAP	SECTOR 1	SECTOR 2	SECTOR 3	SECTOR 4	SECTOR 5	LAP TIME	MPH	DIFF	TIME OF DAY	
1-	OUTLAP	17.985	121.7	33.703	90.4	35.427	38.919	106.4		09:59:10.951
2-	31.097	17.391	122.0	32.139	91.1	34.617	38.585	107.4	2:33.829 (1)	85.82 10:01:44.780
3-	32.033	17.523	122.9	32.211	91.4	34.797	IN PIT		2:44.047 P	80.47 10.218 10:04:28.827

P45 3 Mark CLAYTON		Honda NSF - SP125								
IDEAL LAP TIME : 2:33.518		BEST LAP TIME : 2:33.969			DIFFERENCE : 0.451					
LAP	SECTOR 1	SECTOR 2	SECTOR 3	SECTOR 4	SECTOR 5	LAP TIME	MPH	DIFF	TIME OF DAY	
1-	OUTLAP	18.752	120.6	33.684	87.8	35.220	39.430	109.4		09:58:19.330
2-	31.221	17.262	125.6	32.135	87.1	34.765	39.326	106.9	2:34.709 (2)	85.33 0.740 10:00:54.039
3-	30.701	17.260	125.4	32.586	87.2	34.731	38.691	108.5	2:33.969 (1)	85.74 10:03:28.008

Weather / Track : Cloudy / Dry

Silverstone GP
Circuit Length = 3.6673 miles
Start: 09:55 Flag 10:03 End: 10:06

MCRCB BULLETIN TK188

2016 MCE British Superbike Championship - Round 1

2016 HEL Performance British Motostar Moto 3 GP & ADAC NEC

WARM-UP - SECTOR ANALYSIS

SECTOR 1 = FL to I1, SECTOR 2 = I1 to I2, SECTOR 3 = I2 to I3, SECTOR 4 = I3 to I4, SECTOR 5 = I4 to FL, DIFF = Difference To Personal Best Lap

P46 11 AS Lotte UHRE		Honda -										
IDEAL LAP TIME : 2:34.497		BEST LAP TIME : 2:34.497		DIFFERENCE : 0.000								
LAP	SECTOR 1	SECTOR 2	SECTOR 3	SECTOR 4	SECTOR 5	LAP TIME	MPH	DIFF	TIME OF DAY			
1-	OUTLAP	18.602	111.1	35.355	86.9	36.780	41.676	103.0		09:58:05.201		
2-	31.850	18.080	119.6	32.120	90.5	34.521	39.236	104.2	2:35.807 (2)	84.73	1.310	10:00:41.008
3-	31.099	17.868	119.1	32.014	91.9	34.462	39.054	104.8	2:34.497 (1)	85.45		10:03:15.505

P47 15 Eugene McMANUS		KTM - CD / IC Racing										
IDEAL LAP TIME : 2:35.822		BEST LAP TIME : 2:35.822		DIFFERENCE : 0.000								
LAP	SECTOR 1	SECTOR 2	SECTOR 3	SECTOR 4	SECTOR 5	LAP TIME	MPH	DIFF	TIME OF DAY			
1-	OUTLAP	18.078	130.5	33.847	87.8	35.940	40.537	108.8				09:59:17.253
2-	31.632	17.400	131.5	33.323	88.6	35.615	39.432	108.3	2:37.402 (2)	83.87	1.580	10:01:54.655
3-	30.388	17.381	130.8	33.252	78.4	35.430	39.371	111.0	2:35.822 (1)	84.72		10:04:30.477

P48 147 AS Phillip HOLE		Honda - 3S ApS										
IDEAL LAP TIME : 2:38.678		BEST LAP TIME : 2:38.808		DIFFERENCE : 0.130								
LAP	SECTOR 1	SECTOR 2	SECTOR 3	SECTOR 4	SECTOR 5	LAP TIME	MPH	DIFF	TIME OF DAY			
1-	OUTLAP	18.649	117.3	36.015	83.6	38.728	41.369	102.5				09:58:32.983
2-	33.149	18.051	117.5	33.346	83.9	36.527	40.236	103.5	2:41.309 (2)	81.84	2.501	10:01:14.292
3-	32.096	18.181	118.3	33.075	88.1	35.676	39.780	102.1	2:38.808 (1)	83.13		10:03:53.100

P49 27 Josh HODGE		KTM - Road and Race Performance										
IDEAL LAP TIME : 2:38.930		BEST LAP TIME : 2:38.958		DIFFERENCE : 0.028								
LAP	SECTOR 1	SECTOR 2	SECTOR 3	SECTOR 4	SECTOR 5	LAP TIME	MPH	DIFF	TIME OF DAY			
1-	OUTLAP	18.133	123.8	34.368	85.7	35.755	39.836	106.0				10:01:24.873
2-	31.459	18.154	123.3	33.809	88.1	35.762	39.774	105.7	2:38.958 (1)	83.05		10:04:03.831

P50 54 Sam BURMAN		KTM - TeamWNT / Burman Racing										
IDEAL LAP TIME : 2:39.711		BEST LAP TIME : 2:40.344		DIFFERENCE : 0.633								
LAP	SECTOR 1	SECTOR 2	SECTOR 3	SECTOR 4	SECTOR 5	LAP TIME	MPH	DIFF	TIME OF DAY			
1-	OUTLAP	17.987	129.0	34.302	88.6	36.214	42.487	106.4				09:58:48.972
2-	33.108	17.868	130.3	34.016	88.5	35.361	41.195	107.6	2:41.548 (2)	81.72	1.204	10:01:30.520
3-	31.447	17.707	130.5	34.437	89.0	35.346	41.407	105.3	2:40.344 (1)	82.33		10:04:10.864

P51 16 Connall COURTNEY		Honda NSF - Team ILR										
IDEAL LAP TIME : 2:40.883		BEST LAP TIME : 2:40.883		DIFFERENCE : 0.000								
LAP	SECTOR 1	SECTOR 2	SECTOR 3	SECTOR 4	SECTOR 5	LAP TIME	MPH	DIFF	TIME OF DAY			
1-	OUTLAP	19.397	115.7	36.784	84.6	38.229	53.651	102.4				09:58:48.394
2-	34.180	18.670	117.5	33.590	87.4	36.602	41.711	101.9	2:44.753 (2)	80.13	3.870	10:01:33.147
3-	31.750	18.251	116.3	33.484	87.4	36.107	41.291	102.5	2:40.883 (1)	82.06		10:04:14.030

P52 48 Ewan POTTER		Honda -										
IDEAL LAP TIME : 2:41.728		BEST LAP TIME : 2:41.728		DIFFERENCE : 0.000								
LAP	SECTOR 1	SECTOR 2	SECTOR 3	SECTOR 4	SECTOR 5	LAP TIME	MPH	DIFF	TIME OF DAY			
1-	OUTLAP	19.389	115.9	36.948	80.0	37.522	43.549	101.6				09:58:48.859
2-	34.347	18.334	122.2	34.547	84.4	36.279	41.391	102.9	2:44.898 (2)	80.06	3.170	10:01:33.757
3-	32.694	18.050	121.5	34.190	85.2	36.005	40.789	102.5	2:41.728 (1)	81.63		10:04:15.485

P53 49 AS Philipp FREITAG		Honda - FKoch Rennsport & Hannes Allwardt										
IDEAL LAP TIME :		BEST LAP TIME :		DIFFERENCE :								
LAP	SECTOR 1	SECTOR 2	SECTOR 3	SECTOR 4	SECTOR 5	LAP TIME	MPH	DIFF	TIME OF DAY			
1-	OUTLAP	18.002	122.0	33.072	90.3	34.866	41.004	102.1				10:04:23.298

Weather / Track : Cloudy / Dry

Silverstone GP
Circuit Length = 3.6673 miles
Start: 09:55 Flag 10:03 End: 10:06

MCRCB BULLETIN TK189

2016 MCE British Superbike Championship - Round 1

2016 HEL Performance British Motostar Moto 3 GP & ADAC NEC

WARM-UP - BEST SPEEDS

INTERMEDIATE 1			INTERMEDIATE 2		INTERMEDIATE 3		INTERMEDIATE 4		FINISH LINE			
POS	NO	NAME	MPH	NO	NAME	MPH	NO	NAME	MPH	NO	NAME	MPH
1				7	GEORGI	135.0	52	BOERBOOM	98.6	86	NESBITT	116.1
2				86	NESBITT	133.4	43	JESPERSEN	98.2	47	ARCHER	115.1
3				52	BOERBOOM	132.6	26	SAEZ	96.8	52	BOERBOOM	114.7
4				26	SAEZ	132.3	47	ARCHER	96.8	7	GEORGI	113.7
5				47	ARCHER	131.8	35	LODGE	96.5	44	BEST	112.9
6				15	McMANUS	131.5	86	NESBITT	96.4	26	SAEZ	112.8
7				44	BEST	131.3	128	KOOPMAN	96.4	21	KERR	112.6
8				50	DUPASQUIER	131.0	62	VALK	96.2	35	LODGE	112.6
9				54	BURMAN	130.5	44	BEST	95.4	152	KONIG	112.6
10				35	LODGE	130.0	65	OWENS	95.4	62	VALK	112.4
11				128	KOOPMAN	130.0	21	KERR	94.9	22	MENDE	112.2
12				66	FRASER	129.3	4	GEIGER	94.6	128	KOOPMAN	112.0
13				20	MARKLUND	129.0	7	GEORGI	94.3	65	OWENS	111.4
14				61	DUBBINK	129.0	23	LLEWELLYN	94.2	15	McMANUS	111.0
15				42	SLOOTEN	128.8	61	DUBBINK	94.2	98	VRIES	111.0
16				65	OWENS	128.5	79	CZICHOS	94.1	61	DUBBINK	110.9
17				21	KERR	128.3	152	KONIG	94.1	42	SLOOTEN	110.9
18				98	VRIES	128.3	98	VRIES	93.9	43	JESPERSEN	110.3
19				62	VALK	127.8	64	DURHAM	93.8	30	COOK	110.1
20				36	KROEZE	127.8	2	BROUWERS	93.7	11	JONES	110.1
21				79	CZICHOS	127.8	19	VITS	93.5	69	BOOTH-AMOS	109.9
22				19	VITS	127.5	11	JONES	93.4	2	BROUWERS	109.7
23				43	JESPERSEN	127.5	42	SLOOTEN	93.3	23	LLEWELLYN	109.6
24				99	CAMPBELL	127.3	99	CAMPBELL	93.2	50	DUPASQUIER	109.6
25				11	JONES	127.3	66	FRASER	93.0	13	KOFLER	109.4
26				2	BROUWERS	126.8	22	MENDE	92.9	45	ORGIS	109.4
27				3	ERHARD	126.6	3	ERHARD	92.8	79	CZICHOS	109.4
28				37	DUNNIK	126.6	45	ORGIS	92.8	3	CLAYTON	109.4
29				69	BOOTH-AMOS	126.3	72	HORSMAN	92.8	20	MARKLUND	109.2
30				13	KOFLER	126.3	36	KROEZE	92.3	66	FRASER	109.2
31				22	MENDE	126.3	57	ANTWEILER	92.3	37	DUNNIK	109.2
32				30	COOK	126.1	13	KOFLER	92.1	41	ORGIS	109.2
33				45	ORGIS	126.1	22	RODINK	92.1	36	KROEZE	109.0
34				41	ORGIS	125.9	69	BOOTH-AMOS	92.0	19	VITS	108.8
35				23	LLEWELLYN	125.6	30	COOK	91.9	154	FALCK	108.7
36				152	KONIG	125.6	11	UHRE	91.9	3	ERHARD	108.5
37				3	CLAYTON	125.6	121	MEGGLE	91.9	99	CAMPBELL	107.8
38				154	FALCK	124.5	41	ORGIS	91.8	72	HORSMAN	107.8
39				27	HODGE	123.8	20	MARKLUND	91.6	64	DURHAM	107.8
40				57	ANTWEILER	123.8	50	DUPASQUIER	91.5	54	BURMAN	107.6
41				12	RENDELL	123.5	25	STRUDWICK	91.4	25	STRUDWICK	107.4
42				121	MEGGLE	123.3	37	DUNNIK	90.6	4	GEIGER	107.2
43				64	DURHAM	123.3	79	STACEY	90.4	12	RENDELL	107.1
44				22	RODINK	123.1	49	FREITAG	90.3	57	ANTWEILER	106.9
45				25	STRUDWICK	122.9	154	FALCK	90.3	79	STACEY	106.5
46				72	HORSMAN	122.9	12	RENDELL	89.5	27	HODGE	106.0
47				4	GEIGER	122.4	54	BURMAN	89.0	121	MEGGLE	106.0
48				48	POTTER	122.2	15	McMANUS	88.6	11	UHRE	104.8
49				49	FREITAG	122.0	27	HODGE	88.1	22	RODINK	104.8
50				79	STACEY	120.6	147	HOLE	88.1	147	HOLE	103.5
51				11	UHRE	119.6	3	CLAYTON	87.8	48	POTTER	102.9
52				147	HOLE	118.3	16	COURTNEY	87.4	16	COURTNEY	102.5
53				16	COURTNEY	117.5	48	POTTER	85.2	49	FREITAG	102.1

Weather / Track : Cloudy / Dry

Results can be found at www.tsl-timing.com

Silverstone GP

Circuit Length = 3.6673 miles

Start: 09:55 Flag 10:03 End: 10:06

Printed - 10:09 Sunday, 10 April 2016

MCRCB BULLETIN TK190**2016 MCE British Superbike Championship - Round 1****2016 HEL Performance British Motostar Moto 3 GP & ADAC NEC****WARM-UP - BEST SECTORS**

SECTOR 1			SECTOR 2			SECTOR 3			SECTOR 4			SECTOR 5			IDEAL / BEST COMPARISON						
POS	NO	TIME	NO	TIME	NO	TIME	NO	TIME	NO	TIME	NO	TIME	POS	NO	NAME	IDEAL	BEST	DIFF			
															PERFECT LAP	2:21.606					
1	26	SAE	27.772	86	NES	16.272	26	SAE	29.430	47	ARC	31.974	52	BOE	36.158	1	26	SAEZ	2:21.860	2:22.349	0.489
2	44	BES	28.117	26	SAE	16.359	52	BOE	29.526	26	SAE	31.982	26	SAE	36.317	2	52	BOERBOOM	2:22.675	2:23.042	0.367
3	52	BOE	28.390	52	BOE	16.458	44	BES	29.699	52	BOE	32.143	65	OWE	36.466	3	44	BEST	2:23.302	2:23.632	0.330
4	86	NES	28.493	47	ARC	16.462	47	ARC	30.128	44	BES	32.317	86	NES	36.484	4	86	NESBITT	2:23.757	2:23.979	0.222
5	2	BRO	28.586	44	BES	16.558	86	NES	30.191	86	NES	32.317	44	BES	36.611	5	47	ARCHER	2:23.967	2:24.130	0.163
6	65	OWE	28.617	7	GEO	16.600	62	VAL	30.244	2	BRO	32.512	7	GEO	36.653	6	65	OWENS	2:24.692	2:24.692	0.000
7	47	ARC	28.683	2	BRO	16.679	43	JES	30.251	65	OWE	32.547	47	ARC	36.720	7	2	BROUWERS	2:25.290	2:25.701	0.411
8	128	KOO	28.814	65	OWE	16.685	2	BRO	30.369	21	KER	32.683	21	KER	36.798	8	128	KOOPMAN	2:25.833	2:26.247	0.414
9	62	VAL	29.081	128	KOO	16.718	65	OWE	30.377	128	KOO	32.747	128	KOO	36.954	9	42	SLOOTEN	2:26.308	2:26.308	0.000
10	42	SLO	29.103	35	LOD	16.755	35	LOD	30.398	42	SLO	32.799	42	SLO	37.067	10	7	GEORGI	2:26.419	2:26.419	0.000
11	98	VRI	29.185	42	SLO	16.796	42	SLO	30.543	45	ORG	32.924	43	JES	37.117	11	21	KERR	2:26.586	2:26.704	0.118
12	35	LOD	29.197	62	VAL	16.868	11	JON	30.577	7	GEO	33.020	2	BRO	37.144	12	62	VALK	2:26.697	2:27.220	0.523
13	152	KON	29.343	79	CZI	16.874	21	KER	30.580	35	LOD	33.038	62	VAL	37.315	13	43	JESPERSEN	2:26.712	2:27.029	0.317
14	43	JES	29.396	43	JES	16.899	7	GEO	30.583	43	JES	33.049	152	KON	37.321	14	35	LODGE	2:26.754	2:27.222	0.468
15	21	KER	29.470	98	VRI	16.970	128	KOO	30.600	62	VAL	33.189	35	LOD	37.366	15	98	VRIES	2:27.353	2:27.353	0.000
16	12	REN	29.500	69	BOO	17.025	98	VRI	30.620	98	VRI	33.189	98	VRI	37.389	16	45	ORGIS	2:28.151	2:28.151	0.000
17	121	MEG	29.512	41	ORG	17.027	45	ORG	30.767	36	KRO	33.195	30	COO	37.535	17	152	KÖNIG	2:28.278	2:28.278	0.000
18	20	MAR	29.555	45	ORG	17.038	3	ERH	30.809	11	JON	33.207	45	ORG	37.536	18	121	MEGGLE	2:28.288	2:28.288	0.000
19	7	GEO	29.563	21	KER	17.055	121	MEG	30.874	121	MEG	33.222	69	BOO	37.578	19	11	JONES	2:28.508	2:28.539	0.031
20	23	LLE	29.579	20	MAR	17.062	4	GEI	30.899	79	CZI	33.245	121	MEG	37.590	20	79	CZICHOS	2:28.790	2:28.790	0.000
21	11	JON	29.607	19	VIT	17.063	79	STA	30.928	152	KON	33.330	4	GEI	37.593	21	4	GEIGER	2:28.940	2:29.348	0.408
22	4	GEI	29.648	37	DUN	17.090	41	ORG	30.990	69	BOO	33.378	79	CZI	37.728	22	69	BOOTH-AMOS	2:28.942	2:28.942	0.000
23	37	DUN	29.666	121	MEG	17.090	79	CZI	31.048	19	VIT	33.496	20	MAR	37.908	23	19	VITS	2:29.315	2:29.416	0.101
24	36	KRO	29.715	57	ANT	17.091	152	KON	31.092	4	GEI	33.540	11	JON	37.926	24	20	MARKLUND	2:29.457	2:29.936	0.479
25	19	VIT	29.720	61	DUB	17.103	19	VIT	31.095	57	ANT	33.613	19	VIT	37.941	25	57	ANTWEILER	2:29.804	2:30.198	0.394
26	99	CAM	29.722	36	KRO	17.133	12	REN	31.172	61	DUB	33.617	57	ANT	37.979	26	23	LLEWELLYN	2:30.048	2:30.065	0.017
27	69	BOO	29.756	50	DUP	17.143	69	BOO	31.205	23	LLE	33.637	64	DUR	37.980	27	61	DUBBINK	2:30.157	2:30.163	0.006
28	57	ANT	29.808	23	LLE	17.158	72	HOR	31.257	79	STA	33.657	61	DUB	37.987	28	41	ORGIS	2:30.187	2:30.187	0.000
29	50	DUP	29.857	99	CAM	17.160	20	MAR	31.269	20	MAR	33.663	66	FRA	37.998	29	12	RENDELL	2:30.488	2:30.488	0.000
30	41	ORG	29.865	3	ERH	17.177	57	ANT	31.313	3	ERH	33.674	22	MEN	38.056	30	3	ERHARD	2:30.497	2:30.497	0.000
31	45	ORG	29.886	11	JON	17.191	99	CAM	31.314	37	DUN	33.713	23	LLE	38.059	31	66	FRASER	2:30.619	2:30.705	0.086
32	79	CZI	29.895	152	KON	17.192	64	DUR	31.405	66	FRA	33.728	37	DUN	38.235	32	30	COOK	2:30.643	2:30.840	0.197
33	22	MEN	29.914	22	MEN	17.201	61	DUB	31.499	72	HOR	33.851	3	ERH	38.256	33	37	DUNNIK	2:30.724	2:30.724	0.000
34	79	STA	29.936	66	FRA	17.215	30	COO	31.515	41	ORG	33.885	50	DUP	38.320	34	99	CAMPBELL	2:30.730	2:30.730	0.000
35	22	ROD	29.947	30	COO	17.237	50	DUP	31.573	30	COO	33.924	41	ORG	38.420	35	79	STACEY	2:30.737	2:31.605	0.868
36	61	DUB	29.951	4	GEI	17.260	23	LLE	31.615	99	CAM	34.004	12	REN	38.446	36	36	KROEZE	2:30.807	2:31.574	0.767
37	66	FRA	29.987	3	CLA	17.260	22	MEN	31.645	64	DUR	34.008	99	CAM	38.530	37	64	DURHAM	2:30.879	2:30.879	0.000
38	13	KOF	30.185	64	DUR	17.286	66	FRA	31.691	50	DUP	34.035	25	STR	38.585	38	50	DUPASQUIER	2:30.928	2:30.928	0.000
39	64	DUR	30.200	12	REN	17.292	22	ROD	31.734	22	ROD	34.076	79	STA	38.594	39	22	MENDE	2:31.226	2:31.462	0.236
40	15	MCM	30.388	154	FAL	17.363	154	FAL	31.910	12	REN	34.078	72	HOR	38.650	40	72	HORSMAN	2:31.593	2:31.593	0.000
41	30	COO	30.432	15	MCM	17.381	36	KRO	31.960	13	KOF	34.247	13	KOF	38.671	41	22	RODINK	2:32.016	2:32.663	0.647
42	72	HOR	30.445	72	HOR	17.390	11	UHR	32.014	22	MEN	34.410	3	CLA	38.691	42	13	KOFLER	2:32.700	2:32.700	0.000
43	154	FAL	30.479	25	STR	17.391	37	DUN	32.020	11	UHR	34.462	36	KRO	38.804	43	154	FALCK	2:33.052	2:33.388	0.336
44	3	ERH	30.581	22	ROD	17.402	3	CLA	32.135	154	FAL	34.477	154	FAL	38.823	44	3	CLAYTON	2:33.518	2:33.969	0.451
45	3	CLA	30.701	13	KOF	17.424	25	STR	32.139	25	STR	34.617	22	ROD	38.857	45	25	STRUDWICK	2:33.829	2:33.829	0.000
46	25	STR	31.097	79	STA	17.622	13	KOF	32.173	3	CLA	34.731	11	UHR	39.054	46	11	UHRE	2:34.497	2:34.497	0.000
47	11	UHR	31.099	54	BUR	17.707	49	FRE	33.072	49	FRE	34.866	15	McM	39.371	47	15	McMANUS	2:35.822	2:35.822	0.000
48	54	BUR	31.447	11	UHR	17.868	147	HOL	33.075	54	BUR	35.346	27	HOD	39.774	48	147	HOLE	2:38.678	2:38.808	0.130
49	27	HOD	31.459	49	FRE	18.002	15	McM	33.252	15	McM	35.430	147	HOL	39.780	49	27	HODGE	2:38.930	2:38.958	0.028
50	16	COU	31.750	48	POT	18.050	16	COU	33.484	147	HOL	35.676	48	POT	40.789	50	54	BURMAN	2:39.711	2:40.344	0.633
51	147	HOL	32.096	147	HOL	18.051	27	HOD	33.809	27	HOD	35.755	49	FRE	41.004	51	16	COURTNEY	2:40.883	2:40.883	0.000
52	48	POT	32.694	27	HOD	18.133	54	BUR	34.016	48	POT	36.005	54	BUR	41.195	52	48	POTTER	2:41.728	2:41.728	0.000
53				16	COU	18.251	48	POT	34.190	16	COU	36.107	16	COU	41.291	53	49	FREITAG			

Silverstone GP
Circuit Length = 3.6673 miles
Start: 09:55 Flag 10:03 End: 10:06



ROW 16			46	21	Richard KERR				
		2:46.947				2:45.369	2:40.443		
ROW 15	45	147	Phillip HOLE	44	48	Ewan POTTER	43	54	Sam BURMAN
		2:39.073			2:36.950		2:36.917		
ROW 14	42	28	Lee HINDLE	41	13	Maximilian KOFLER	40	20	Joel MARKLUND
			2:35.556			2:34.126		2:34.097	
ROW 13	39	154	Lukas FALCK	38	45	Leon ORGIS	37	11	Lotte UHRE
		2:33.900			2:33.850		2:33.775		
ROW 12	36	27	Josh HODGE	35	15	Eugene McMANUS	34	26	Dani SAEZ
			2:33.725			2:33.573		2:33.435	
ROW 11	33	79	Leon CZICHOS	32	22	Marie MENDE	31	3	Toni ERHARD
		2:33.358			2:33.330		2:32.576		
ROW 10	30	61	Ernst DUBBINK	29	50	Jason DUPASQUIER	28	98	Tomas de VRIES
			2:32.552			2:32.471		2:32.251	
ROW 9	27	69	Tom BOOTH-AMOS	26	128	Dennis KOOPMAN	25	19	Sasha de VITS
		2:32.200			2:32.173		2:32.172		
ROW 8	24	66	Cameron FRASER	23	37	Rick DUNNIK	22	4	Dirk GEIGER
			2:32.152			2:32.107		2:31.985	
ROW 7	21	36	Sander KROEZE	20	41	Kevin ORGIS	19	99	Stephen CAMPBELL
		2:31.534			2:31.416		2:31.130		
ROW 6	18	42	Brian SLOOTEN	17	30	Max COOK	16	43	Simon JESPERSEN
			2:30.938			2:30.206		2:29.998	
ROW 5	15	57	Manou ANTWEILER	14	121	Matthias MEGGLE	13	23	Sam LLEWELLYN
		2:29.912			2:29.850		2:29.630		
ROW 4	12	2	Mike BROUWERS	11	49	Philipp FREITAG	10	152	Oliver KÖNIG
			2:29.487			2:29.257		2:28.899	
ROW 3	9	44	Edmund BEST	8	35	Elliot LODGE	7	62	Vasco van der VALK
		2:28.309			2:28.003		2:27.984		
ROW 2	6	52	Jorel BOERBOOM	5	7	Tim GEORGI	4	12	Edward RENDELL
			2:27.776			2:26.509		2:26.388	
ROW 1	3	65	Josh OWENS	2	47	Jake ARCHER	1	86	Charlie NESBITT
								Pole	

Silverstone GP
Circuit Length = 3.6673 miles

These results are provisional until the conclusion of any judicial and technical matters.

Race Director :	Stewards :	Timekeeper :
-----------------	------------	--------------

Results can be found at www.britishsuperbike.com

Printed - 10:47 Sunday, 10 April 2016





POS	NO	CL	PIC NAME	NAT	ENTRY	LAPS	TIME	GAP	DIFF	MPH	BEST	ON
1	26		Dani SAEZ	ESP	Honda - GA Competition	10	23:49.054			92.38	2:20.736	5
2	7	AGP	Tim GEORGI	GER	KTM - Freudenberg Racing Team	10	23:49.649	0.595	0.595	92.34	2:21.379	10
3	44		Edmund BEST	GBR	KTM - SymCirrus Motorsport	10	23:51.223	2.169	1.574	92.24	2:21.911	5
4	35		Elliot LODGE	GBR	Honda - Essential Team Racing / SP125	10	23:53.969	4.915	2.746	92.06	2:22.142	7
5	61	AGP	Ernst DUBBINK	NED	Honda - Ernst Dubbink Eveno Racing	10	24:09.020	19.966	15.051	91.11	2:23.201	8
6	42		Brian SLOOTEN	NED	Honda - Bakker Frame Racing	10	24:09.817	20.763	0.797	91.06	2:23.119	8
7	21		Richard KERR	GBR	KTM - Bob Wylie Racing	10	24:09.879	20.825	0.062	91.05	2:23.386	6
8	30		Max COOK	GBR	Repli-Cast - Repli-Cast UK Racing	10	24:22.380	33.326	12.501	90.28	2:24.665	5
9	152	AS	Oliver KONIG	CZE	Honda -	10	24:26.474	37.420	4.094	90.02	2:24.603	6
10	121	AS	Matthias MEGGLE	GER	Honda - Dynavolt Intact GP Junior Team	10	24:26.477	37.423	0.003	90.02	2:24.256	6
11	43	AS	Simon JESPERSEN	DEN	Honda -	10	24:26.486	37.432	0.009	90.02	2:24.071	6
12	4	AS	Dirk GEIGER	GER	Honda - Kiefer Racing	10	24:36.094	47.040	9.608	89.44	2:25.883	8
13	66		Cameron FRASER	GBR	Kalex KTM - FPW Racing	10	24:36.119	47.065	0.025	89.43	2:25.074	4
14	37	AS	Rick DUNNIK	NED	Honda - HD Racing	10	24:36.122	47.068	0.003	89.43	2:25.409	8
15	98		Tomas de VRIES	NED	Honda - DAT Racing	10	24:36.305	47.251	0.183	89.42	2:25.243	9
16	69		Tom BOOTH-AMOS	GBR	Tigcraft - FAB Racing	10	24:36.862	47.808	0.557	89.39	2:25.403	8
17	99		Stephen CAMPBELL	GBR	Honda - Campbell Racing	10	24:36.869	47.815	0.007	89.39	2:25.282	7
18	41	AS	Kevin ORGIS	GER	Honda - Kiefer Racing	10	24:39.970	50.916	3.101	89.20	2:25.931	7
19	15		Eugene McMANUS	GBR	KTM - CD / IC Racing	10	24:41.060	52.006	1.090	89.14	2:25.837	8
20	50	AGP	Jason DUPASQUIER	SWI	KTM - KTM Swiss Junior Team	10	24:41.202	52.148	0.142	89.13	2:25.422	6
21	19	AS	Sasha de VITS	BEL	Honda - DV1 RacingTeam	10	24:41.656	52.602	0.454	89.10	2:26.075	7
22	45	AS	Leon ORGIS	GER	Honda - Kiefer Racing	10	24:41.695	52.641	0.039	89.10	2:25.285	8
23	3	AS	Toni ERHARD	GER	Honda - Kiefer Racing	10	24:41.785	52.731	0.090	89.09	2:25.494	8
24	154	AS	Lukas FALCK	DEN	Honda -	10	24:42.023	52.969	0.238	89.08	2:25.562	10
25	79	AS	Leon CZICHOS	GER	Honda - d-Store Hannover Racing	10	24:45.854	56.800	3.831	88.85	2:26.961	10
26	11	AS	Lotte UHRE	DEN	Honda -	10	24:45.867	56.813	0.013	88.85	2:26.991	9
27	22	AS	Marie MENDE	GER	Honda - MM-Racing	10	24:56.389	1:07.335	10.522	88.22	2:26.858	6
28	20		Joel MARKLUND	NED	Honda - Marklund Solutions / SP125	10	25:01.880	1:12.826	5.491	87.90	2:28.456	4
29	13	AGP	Maximilian KOFLER	AUT	KTM - MSV Schwanenstadt	10	25:11.496	1:22.442	9.616	87.34	2:29.526	5
30	54		Sam BURMAN	GBR	KTM - TeamWNT / Burman Racing	10	25:22.786	1:33.732	11.290	86.69	2:29.432	8
31	27		Josh HODGE	GBR	KTM - Road and Race Performance	10	25:47.396	1:58.342	24.610	85.32	2:32.300	8
32	147	AS	Phillip HOLE	DEN	Honda - 3S ApS	9	23:55.902	1 Lap	1 Lap	82.75	2:37.565	7
33	48		Ewan POTTER	GBR	Honda -	9	24:15.028	1 Lap	19.126	81.66	2:39.956	6

NOT CLASSIFIED

DNF	28		Lee HINDLE	GBR	KTM - JH Motorsport	9	22:17.412	1 Lap		88.84	2:24.623	9
DNF	128	AGP	Dennis KOOPMAN	NED	Honda - Herman van de Bunt	7	17:06.097	3 Laps	2 Laps	90.06	2:23.688	7
DNF	86		Charlie NESBITT	GBR	KTM - e3 motorsport / Redline KTM	0						
DNF	47		Jake ARCHER	GBR	KTM FTR - City Lifting / RS Racing	0						
DNF	65		Josh OWENS	GBR	Kalex KTM - JPL racing	0						
DNF	12		Edward RENDELL	GBR	Honda - Banks Racing Ten Kate Honda	0						
DNF	52		Jorel BOERBOOM	NED	Kalex KTM - FPW Racing	0						
DNF	62		Vasco van der VALK	NED	Honda - GA Competition / vasco62.nl	0						
DNF	49	AS	Philipp FREITAG	GER	Honda - FKoch Rennsport & Hannes Allwardt	0						
DNF	23		Sam LLEWELLYN	GBR	Honda - Mammoth Motorsport	0						
DNF	57	AS	Manou ANTWEILER	GER	Honda -	0						
DNF	36	AS	Sander KROEZE	NED	Honda - Ernst Dubbink Eveno Racing	0						
EX	2		Mike BROUWERS	NED	Husqvarna - Joma / Brouwersracingteam	0						

FASTEST LAP

26		Dani SAEZ	ESP	Honda - GA Competition	5	2:20.736	93.80 mph	150.97 kph
7	AGP	Tim GEORGI	GER	KTM - Freudenberg Racing Team	10	2:21.379	93.38 mph	150.28 kph
43	AS	Simon JESPERSEN	DEN	Honda -	6	2:24.071	91.63 mph	147.47 kph

#2 - Excluded for remounting after a crash

Silverstone GP

Circuit Length = 3.6673 miles

Start: 15:00 Flag 15:24 End: 15:26

Weather / Track : Cloudy / Dry

These results are provisional until the conclusion of any judicial and technical matters.

Race Director :	Stewards :	Timekeeper :

Results can be found at www.britishsuperbike.com

Printed - 15:28 Sunday, 10 April 2016

MCRCB BULLETIN TK241

2016 MCE British Superbike Championship - Round 1

2016 HEL Performance British Motostar Moto 3 GP & ADAC NEC

RACE 11 - LAP CHART

LAP 1 @ 15:02:55.784				LAP 2 @ 15:05:19.158				LAP 3 @ 15:07:42.019				LAP 4 @ 15:10:04.503				LAP 5 @ 15:12:25.289				LAP 6 @ 15:14:46.520				LAP 7 @ 15:17:08.323				LAP 8 @ 15:19:30.831				LAP 9 @ 15:21:54.114			
NO	BEHIND	LAP TIME		NO	BEHIND	LAP TIME		NO	BEHIND	LAP TIME		NO	BEHIND	LAP TIME		NO	BEHIND	LAP TIME		NO	BEHIND	LAP TIME		NO	BEHIND	LAP TIME		NO	BEHIND	LAP TIME		NO	BEHIND	LAP TIME	
7		2:27.604		44		2:23.273		44		2:22.861		26		2:20.736		26		2:21.231		26		2:21.231		26		2:21.803		26		2:23.283					
44	0.101	2:27.705		7	0.283	2:23.657		7	0.191	2:22.769		7	0.125	2:21.911		7	0.256	2:22.112		7	2.247	2:22.353		7	2.253	2:21.964		7	2.336	2:22.728					
26	0.238	2:27.842		26	0.504	2:23.640		26	0.296	2:22.653		26	1.125	2:21.911		26	2.556	2:22.112		26	2.247	2:22.353		26	2.253	2:21.964		26	2.645	2:22.785					
35	1.280	2:28.884		35	0.888	2:22.982		35	1.314	2:23.287		35	3.164	2:22.648		35	4.575	2:22.142		35	4.236	2:22.303		35	4.236	2:22.303		35	4.843	2:23.676					
121	4.951	2:32.555		21	7.959	2:25.319		21	10.032	2:24.934		21	13.914	2:23.468		21	17.359	2:23.270		21	15.892	2:23.209		21	16.921	2:23.256		21	20.195	2:23.943					
43	5.014	2:32.618		61	8.219	2:24.856		61	10.117	2:24.759		61	14.772	2:23.687		61	18.534	2:23.410		61	15.892	2:23.209		61	16.921	2:23.256		61	18.610	2:23.841					
30	5.080	2:32.684		30	8.833	2:27.127		30	10.857	2:24.501		30	17.560	2:24.665		30	21.854	2:23.666		30	16.921	2:23.386		30	21.234	2:24.905		30	20.298	2:24.186					
41	5.456	2:33.060		42	9.217	2:25.690		42	10.857	2:24.501		42	18.896	2:23.505		42	18.784	2:23.666		42	16.927	2:23.386		42	23.881	2:24.603		42	30.063	2:25.739					
152	5.632	2:33.236		121	9.587	2:28.010		121	12.168	2:25.442		121	20.509	2:25.193		121	1:03.271	2:30.877		121	21.234	2:24.905		121	23.881	2:24.603		121	34.954	2:26.116					
21	6.014	2:33.618		43	9.670	2:28.030		43	12.250	2:25.441		43	21.173	2:26.217		43	1:16.204	2:32.477		43	21.234	2:24.905		43	24.013	2:24.071		43	35.040	2:26.115					
4	6.253	2:33.857		152	9.879	2:27.621		43	12.250	2:25.441		152	20.509	2:25.193		152	1:27.785	2:38.372		43	21.234	2:24.905		43	24.013	2:24.071		43	35.040	2:26.115					
61	6.737	2:34.341		66	10.417	2:26.838		43	12.250	2:25.441		152	20.509	2:25.193		152	1:44.182	2:37.628		43	21.234	2:24.905		43	24.013	2:24.071		43	35.040	2:26.115					
69	6.802	2:34.406		41	10.821	2:28.739		41	10.117	2:24.759		41	21.173	2:26.217		41	1:54.413	2:39.956		43	21.234	2:24.905		43	24.013	2:24.071		43	35.040	2:26.115					
42	6.901	2:34.505		128	10.832	2:27.019		41	10.117	2:24.759		128	21.349	2:24.810		128	1:54.413	2:39.956		43	21.234	2:24.905		43	24.013	2:24.071		43	35.040	2:26.115					
66	6.953	2:34.557		69	11.545	2:28.117		69	10.117	2:24.759		69	21.349	2:24.810		69	1:54.413	2:39.956		43	21.234	2:24.905		43	24.013	2:24.071		43	35.040	2:26.115					
128	7.187	2:34.791		4	11.647	2:28.768		69	10.117	2:24.759		69	21.349	2:24.810		69	1:54.413	2:39.956		43	21.234	2:24.905		43	24.013	2:24.071		43	35.040	2:26.115					
99	7.744	2:35.348		99	13.279	2:28.909		69	10.117	2:24.759		69	21.349	2:24.810		69	1:54.413	2:39.956		43	21.234	2:24.905		43	24.013	2:24.071		43	35.040	2:26.115					
50	8.029	2:35.633		50	13.431	2:28.776		69	10.117	2:24.759		69	21.349	2:24.810		69	1:54.413	2:39.956		43	21.234	2:24.905		43	24.013	2:24.071		43	35.040	2:26.115					
98	8.238	2:35.842		98	13.595	2:28.731		69	10.117	2:24.759		69	21.349	2:24.810		69	1:54.413	2:39.956		43	21.234	2:24.905		43	24.013	2:24.071		43	35.040	2:26.115					
37	8.673	2:36.277		15	13.759	2:27.691		69	10.117	2:24.759		69	21.349	2:24.810		69	1:54.413	2:39.956		43	21.234	2:24.905		43	24.013	2:24.071		43	35.040	2:26.115					
15	9.442	2:37.046		37	13.768	2:28.469		69	10.117	2:24.759		69	21.349	2:24.810		69	1:54.413	2:39.956		43	21.234	2:24.905		43	24.013	2:24.071		43	35.040	2:26.115					
11	9.738	2:37.342		11	14.277	2:27.913		69	10.117	2:24.759		69	21.349	2:24.810		69	1:54.413	2:39.956		43	21.234	2:24.905		43	24.013	2:24.071		43	35.040	2:26.115					
79	9.844	2:37.448		79	14.583	2:28.113		69	10.117	2:24.759		69	21.349	2:24.810		69	1:54.413	2:39.956		43	21.234	2:24.905		43	24.013	2:24.071		43	35.040	2:26.115					
19	9.938	2:37.542		19	15.004	2:28.440		69	10.117	2:24.759		69	21.349	2:24.810		69	1:54.413	2:39.956		43	21.234	2:24.905		43	24.013	2:24.071		43	35.040	2:26.115					
22	10.067	2:37.671		48	20.759	2:48.363		69	10.117	2:24.759		69	21.349	2:24.810		69	1:54.413	2:39.956		43	21.234	2:24.905		43	24.013	2:24.071		43	35.040	2:26.115					
154	10.322	2:37.926		48	20.759	2:48.363		69	10.117	2:24.759		69	21.349	2:24.810		69	1:54.413	2:39.956		43	21.234	2:24.905		43	24.013	2:24.071		43	35.040	2:26.115					
45	10.540	2:38.144		48	20.759	2:48.363		69	10.117	2:24.759		69	21.349	2:24.810		69	1:54.413	2:39.956		43	21.234	2:24.905		43	24.013	2:24.071		43	35.040	2:26.115					
20	10.908	2:38.512		48	20.759	2:48.363		69	10.117	2:24.759		69	21.349	2:24.810		69	1:54.413	2:39.956		43	21.234	2:24.905		43	24.013	2:24.071		43	35.040	2:26.115					
3	11.210	2:38.814		48	20.759	2:48.363		69	10.117	2:24.759		69	21.349	2:24.810		69	1:54.413	2:39.956		43	21.234	2:24.905		43	24.013	2:24.071		43	35.040	2:26.115					
13	12.149	2:39.753		48	20.759	2:48.363		69	10.117	2:24.759		69	21.349	2:24.810		69	1:54.413	2:39.956		43	21.234	2:24.905		43	24.013	2:24.071		43	35.040	2:26.115					
28	13.038	2:40.642		48	20.759	2:48.363		69	10.117	2:24.759		69	21.349	2:24.810		69	1:54.413	2:39.956		43	21.234	2:24.905		43	24.013	2:24.071		43	35.040	2:26.115					
54	13.871	2:41.475		48	20.759	2:48.363		69	10.117	2:24.759		69	21.349	2:24.810		69	1:54.413	2:39.956		43	21.234	2:24.905		43	24.013	2:24.071		43	35.040	2:26.115					
27	18.246	2:45.850		48	20.759	2:48.363		69	10.117	2:24.759		69	21.349	2:24.810		69	1:54.413	2:39.956		43	21.234	2:24.905		43	24.013	2:24.071		43	35.040	2:26.115					
147	20.510	2:48.114		48	20.759	2:48.363		69	10.117	2:24.759		69	21.349	2:24.810		69	1:54.413	2:39.956		43	21.234	2:24.905		43	24.013	2:24.071		43	35.040	2:26.115					
48	20.759	2:48.363		48	20.759	2:48.363		69	10.117	2:24.759		69	21.349	2:24.810		69	1:54.413	2:39.956		43	21.234	2:24.905		43	24.013	2:24.071		43	35.040	2:26.115					

Weather / Track : Cloudy / Dry

Silverstone GP

Circuit Length = 3.6673 miles

Start: 15:00 Flag 15:24 End: 15:26

MCRCB BULLETIN TK241

2016 MCE British Superbike Championship - Round 1

2016 HEL Performance British Motostar Moto 3 GP & ADAC NEC

RACE 11 - LAP CHART

37	43.527	2:26.575
69	43.604	2:26.560
99	43.808	2:25.561
98	44.042	2:25.243
15	45.723	2:26.639
41	46.112	2:27.344
50	47.596	2:26.555
19	48.074	2:27.430
45	49.753	2:26.321
3	49.889	2:26.633
154	50.527	2:26.500
28	51.478	2:24.623
11	52.915	2:26.991
79	52.959	2:26.995
22	59.536	2:29.615
20	1:05.401	2:29.999
13	1:14.448	2:30.296
54	1:25.441	2:30.004
27	1:46.364	2:32.732

LAP 10 @ 15:24:17.234

NO	BEHIND	LAP TIME
26		2:23.120
7	0.595	2:21.379
44	2.169	2:22.644
35	4.915	2:23.192
147	1 Lap	2:37.757
61	19.966	2:24.476
42	20.763	2:23.585
21	20.825	2:23.750
48	1 Lap	2:40.338
30	33.326	2:26.383
152	37.420	2:25.470
121	37.423	2:25.503
43	37.432	2:25.598
4	47.040	2:26.777
37	47.048	2:26.641
66	47.065	2:27.155
98	47.251	2:26.329
69	47.808	2:27.324
99	47.815	2:27.127
41	50.916	2:27.924
15	52.006	2:29.403
50	52.148	2:27.672
19	52.602	2:27.648
45	52.641	2:26.008
3	52.731	2:25.962
154	52.969	2:25.562
79	56.800	2:26.961
11	56.813	2:27.018
22	1:07.335	2:30.919
20	1:12.826	2:30.545
13	1:22.442	2:31.114
54	1:33.732	2:31.411
27	1:58.342	2:35.098

Weather / Track : Cloudy / Dry

Silverstone GP

Circuit Length = 3.6673 miles

Start: 15:00 Flag 15:24 End: 15:26

MCRCB BULLETIN TK242

2016 MCE British Superbike Championship - Round 1

2016 HEL Performance British Motostar Moto 3 GP & ADAC NEC

RACE 11 - POSITION CHART

No	Name	Lap										
		Pos	1	2	3	4	5	6	7	8	9	10
86	NESBITT	1	7	44	44	44	26	26	26	26	26	26
47	ARCHER	2	44	7	7	26	44	44	44	7	7	7
65	OWENS	3	26	26	26	7	7	7	7	44	44	44
12	RENDELL	4	35	35	35	35	35	35	35	35	35	35
7	GEORGI	5	121	21	21	61	61	61	61	61	61	61
52	BOERBOOM	6	43	61	61	21	21	42	21	42	21	42
62	VALK	7	30	30	42	42	42	21	42	21	42	21
35	LODGE	8	41	42	30	30	30	30	30	30	30	30
44	BEST	9	152	121	121	43	152	152	128	152	43	152
152	KONIG	10	21	43	43	152	43	43	152	43	121	121
49	FREITAG	11	4	152	152	121	128	128	43	121	152	43
2	BROUWERS	12	61	66	128	128	121	121	121	66	66	4
23	LLEWELLYN	13	69	41	66	66	66	66	66	4	4	37
121	MEGGLE	14	42	128	41	69	50	50	4	37	37	66
57	ANTWEILER	15	66	69	69	41	4	4	37	69	69	98
43	JESPERSEN	16	128	4	4	4	41	69	69	99	99	69
30	COOK	17	99	99	50	50	69	98	41	41	98	99
42	SLOOTEN	18	50	50	98	98	37	41	98	98	15	41
99	CAMPBELL	19	98	98	37	37	98	37	99	15	41	15
41	ORGIS	20	37	15	99	15	15	15	15	19	50	50
36	KROEZE	21	15	37	15	19	99	99	19	50	19	19
4	GEIGER	22	11	11	79	79	19	19	50	3	45	45
37	DUNNIK	23	79	79	11	99	11	154	3	45	3	3
66	FRASER	24	19	19	19	11	79	45	154	154	154	154
19	VITS	25	22	22	45	45	154	11	45	11	28	79
128	KOOPMAN	26	154	45	22	154	45	3	11	79	11	11
69	BOOTH-AMOS	27	45	3	3	3	3	79	79	28	79	22
98	VRIES	28	20	154	154	22	22	22	22	22	22	20
50	DUPASQUIER	29	3	20	20	20	20	28	28	20	20	13
61	DUBBINK	30	13	13	28	28	28	20	20	13	13	54
3	ERHARD	31	28	28	13	13	13	13	13	54	54	27
22	MENDE	32	54	54	54	54	54	54	54	27	27	
79	CZICHOS	33	27	27	27	27	27	27	27	147	147	
26	SAEZ	34	147	147	147	147	147	147	147	48	48	
15	McMANUS	35	48	48	48	48	48	48	48			
27	HODGE	36										
11	UHRE	37										
45	ORGIS	38										
154	FALCK	39										
20	MARKLUND	40										
13	KOFLER	41										
28	HINDLE	42										
54	BURMAN	43										
48	POTTER	44										

Silverstone GP
 Circuit Length = 3.6673 miles
 Start: 15:00 Flag 15:24 End: 15:26

Weather / Track : Cloudy / Dry

MCRCB BULLETIN TK242

2016 MCE British Superbike Championship - Round 1

2016 HEL Performance British Motostar Moto 3 GP & ADAC NEC

RACE 11 - POSITION CHART

No	Name	Lap	1	2	3	4	5	6	7	8	9	10
		Pos										
147	HOLE	45										
21	KERR	46										

Weather / Track : Cloudy / Dry

Results can be found at www.tsl-timing.com

Page 2 of 2

Silverstone GP
Circuit Length = 3.6673 miles
Start: 15:00 Flag 15:24 End: 15:26

Printed - 15:29 Sunday, 10 April 2016

MCRCB BULLETIN TK243

2016 MCE British Superbike Championship - Round 1

2016 HEL Performance British Motostar Moto 3 GP & ADAC NEC

RACE 11 - SECTOR ANALYSIS

SECTOR 1 = FL to I1, SECTOR 2 = I1 to I2, SECTOR 3 = I2 to I3, SECTOR 4 = I3 to I4, SECTOR 5 = I4 to FL, DIFF = Difference To Personal Best Lap

P1 26 Dani SAEZ		Honda - GA Competition										
IDEAL LAP TIME : 2:20.577		BEST LAP TIME : 2:20.736					DIFFERENCE : 0.159					
LAP	SECTOR 1	SECTOR 2		SECTOR 3		SECTOR 4	SECTOR 5		LAP TIME	MPH	DIFF	TIME OF DAY
1-		16.366	134.7	30.157	94.2	32.135	36.093	111.0	2:27.842	89.30	7.106	15:02:56.022
2-	28.580	16.393	131.0	30.068	95.8	32.474	36.125	112.0	2:23.640	91.91	2.904	15:05:19.662
3-	28.508	16.219	133.1	29.621	96.1	32.462	35.843	112.8	2:22.653	92.54	1.917	15:07:42.315
4-	28.414	16.473	132.3	29.325	96.6	31.979	36.047	112.9	2:22.238	92.81	1.502	15:10:04.553
5-	27.557	16.294	130.5	29.164	96.4	31.794	35.927	109.0	2:20.736 (1)	93.80		15:12:25.289
6-	27.848	16.389	129.8	29.314	96.6	31.807	35.873	109.7	2:21.231 (2)	93.48	0.495	15:14:46.520
7-	27.941	16.423	129.8	29.449	96.0	31.928	36.062	109.6	2:21.803 (3)	93.10	1.067	15:17:08.323
8-	28.129	16.417	129.5	29.623	93.7	32.256	36.083	108.5	2:22.508	92.64	1.772	15:19:30.831
9-	28.173	16.369	130.5	29.885	91.3	32.643	36.213	108.5	2:23.283	92.14	2.547	15:21:54.114
10-	28.172	16.388	130.3	29.733	90.8	32.378	36.449	107.9	2:23.120	92.24	2.384	15:24:17.234

P2 7 AGP Tim GEORGI		KTM - Freudenberg Racing Team										
IDEAL LAP TIME : 2:21.113		BEST LAP TIME : 2:21.379					DIFFERENCE : 0.266					
LAP	SECTOR 1	SECTOR 2		SECTOR 3		SECTOR 4	SECTOR 5		LAP TIME	MPH	DIFF	TIME OF DAY
1-		16.333	136.1	30.554	90.6	33.069	36.565	111.2	2:27.604	89.44	6.225	15:02:55.784
2-	28.546	16.244	135.8	29.927	96.0	32.784	36.156	106.4	2:23.657	91.90	2.278	15:05:19.441
3-	28.497	16.138	136.6	29.826	93.2	32.287	36.021	111.4	2:22.769	92.47	1.390	15:07:42.210
4-	28.272	16.508	134.4	29.872	95.5	31.996	35.879	114.3	2:22.527	92.63	1.148	15:10:04.737
5-	28.137	16.144	137.7	29.550	96.0	32.100	36.141	112.9	2:22.072 (3)	92.92	0.693	15:12:26.809
6-	27.783	16.200	137.2	29.558	94.9	32.149	36.274	113.3	2:21.964 (2)	92.99	0.585	15:14:48.773
7-	28.241	16.217	136.3	29.691	95.4	32.113	35.849	110.3	2:22.111	92.90	0.732	15:17:10.884
8-	28.507	16.136	135.8	29.574	95.7	32.575	36.046	112.0	2:22.838	92.42	1.459	15:19:33.722
9-	28.281	16.165	135.5	29.613	94.2	32.447	36.222	111.6	2:22.728	92.50	1.349	15:21:56.450
10-	27.899	16.222	135.5	29.486	93.5	32.060	35.712	112.8	2:21.379 (1)	93.38		15:24:17.829

P3 44 Edmund BEST		KTM - SymCirrus Motorsport										
IDEAL LAP TIME : 2:21.243		BEST LAP TIME : 2:21.911					DIFFERENCE : 0.668					
LAP	SECTOR 1	SECTOR 2		SECTOR 3		SECTOR 4	SECTOR 5		LAP TIME	MPH	DIFF	TIME OF DAY
1-		16.605	132.1	30.055	93.5	32.680	36.836	110.7	2:27.705	89.38	5.794	15:02:55.885
2-	28.138	16.636	129.8	30.284	95.1	32.061	36.154	108.8	2:23.273	92.14	1.362	15:05:19.158
3-	27.933	16.477	130.3	29.819	94.2	32.502	36.130	109.7	2:22.861	92.41	0.950	15:07:42.019
4-	27.805	16.403	131.0	29.686	93.7	32.446	36.144	110.5	2:22.484	92.65	0.573	15:10:04.503
5-	27.730	16.509	131.5	29.324	96.4	32.190	36.158	110.9	2:21.911 (1)	93.03		15:12:26.414
6-	27.632	16.387	131.5	29.467	95.4	32.382	36.485	111.2	2:22.353 (3)	92.74	0.442	15:14:48.767
7-	27.576	16.436	129.8	29.801	94.5	32.165	36.134	109.9	2:22.112 (2)	92.90	0.201	15:17:10.879
8-	28.252	16.441	130.0	29.727	95.5	32.272	36.403	111.0	2:23.095	92.26	1.184	15:19:33.974
9-	27.730	16.612	130.3	29.795	94.2	32.462	36.186	111.4	2:22.785	92.46	0.874	15:21:56.759
10-	27.794	16.152	132.3	29.669	94.6	32.597	36.432	111.2	2:22.644	92.55	0.733	15:24:19.403

P4 35 Elliot LODGE		Honda - Essential Team Racing / SP125										
IDEAL LAP TIME : 2:21.542		BEST LAP TIME : 2:22.142					DIFFERENCE : 0.600					
LAP	SECTOR 1	SECTOR 2		SECTOR 3		SECTOR 4	SECTOR 5		LAP TIME	MPH	DIFF	TIME OF DAY
1-		17.148	128.5	30.618	94.6	32.382	36.724	109.9	2:28.884	88.67	6.742	15:02:57.064
2-	28.046	16.500	129.8	29.801	96.6	32.402	36.233	111.2	2:22.982	92.33	0.840	15:05:20.046
3-	28.304	16.302	131.8	29.610	97.2	32.460	36.611	109.2	2:23.287	92.13	1.145	15:07:43.333
4-	28.143	16.638	127.3	29.392	96.8	31.937	36.362	109.9	2:22.472	92.66	0.330	15:10:05.805
5-	28.032	16.443	128.5	29.551	96.9	32.146	36.476	108.7	2:22.648	92.55	0.506	15:12:28.453
6-	28.160	16.461	127.0	29.306	97.9	31.926	36.450	109.7	2:22.303 (2)	92.77	0.161	15:14:50.756
7-	27.808	16.560	127.3	29.478	96.4	32.096	36.200	109.4	2:22.142 (1)	92.88		15:17:12.898
8-	27.924	16.421	127.8	29.566	94.9	32.142	36.330	109.7	2:22.383 (3)	92.72	0.241	15:19:35.281
9-	28.229	16.407	128.3	29.588	95.5	32.600	36.852	108.5	2:23.676	91.89	1.534	15:21:58.957
10-	28.081	16.336	128.3	29.832	95.8	32.262	36.681	108.1	2:23.192	92.20	1.050	15:24:22.149

P5 61 AGP Ernst DUBBINK		Honda - Ernst Dubbink Eveno Racing										
IDEAL LAP TIME : 2:22.726		BEST LAP TIME : 2:23.201					DIFFERENCE : 0.475					
LAP	SECTOR 1	SECTOR 2		SECTOR 3		SECTOR 4	SECTOR 5		LAP TIME	MPH	DIFF	TIME OF DAY

Silverstone GP
 Circuit Length = 3.6673 miles
 Start: 15:00 Flag 15:24 End: 15:26

Weather / Track : Cloudy / Dry

MCRCB BULLETIN TK243

2016 MCE British Superbike Championship - Round 1

2016 HEL Performance British Motostar Moto 3 GP & ADAC NEC

RACE 11 - SECTOR ANALYSIS

SECTOR 1 = FL to I1, SECTOR 2 = I1 to I2, SECTOR 3 = I2 to I3, SECTOR 4 = I3 to I4, SECTOR 5 = I4 to FL, DIFF = Difference To Personal Best Lap

1 -		16.890	132.3	32.089	95.0	33.535		37.820	110.3	2:34.341	85.54	11.140	15:03:02.521
2 -	28.456	16.450	131.3	30.126	96.0	33.036		36.788	111.8	2:24.856	91.14	1.655	15:05:27.377
3 -	28.659	16.433	131.8	30.271	95.8	32.608		36.788	110.9	2:24.759	91.20	1.558	15:07:52.136
4 -	28.327	16.513	129.5	29.876	96.0	32.340		36.543	109.9	2:23.599	91.93	0.398	15:10:15.735
5 -	28.224	16.420	130.0	29.999	96.4	32.406		36.419	109.7	2:23.468	92.02	0.267	15:12:39.203
6 -	28.129	16.350	129.8	29.877	97.2	32.268		36.585	109.4	2:23.209 (2)	92.18	0.008	15:15:02.412
7 -	28.217	16.385	130.3	29.876	94.6	32.500		36.292	109.4	2:23.270 (3)	92.15	0.069	15:17:25.682
8 -	28.108	16.374	129.5	29.736	96.0	32.450		36.533	110.1	2:23.201 (1)	92.19		15:19:48.883
9 -	28.209	16.322	130.5	29.911	95.1	32.748		36.651	107.8	2:23.841	91.78	0.640	15:22:12.724
10 -	28.671	16.486	130.0	30.185	95.0	32.605		36.529	105.3	2:24.476	91.38	1.275	15:24:37.200

P6	42	Brian SLOOTEN					Honda - Bakker Frame Racing						
IDEAL LAP TIME : 2:22.732		BEST LAP TIME : 2:23.119			DIFFERENCE : 0.387								
LAP	SECTOR 1	SECTOR 2	SECTOR 3	SECTOR 4	SECTOR 5	LAP TIME	MPH	DIFF	TIME OF DAY				
1 -		17.153	132.6	31.736	90.8	33.484		37.861	110.3	2:34.505	85.44	11.386	15:03:02.685
2 -	28.774	16.507	132.3	31.029	90.9	32.847		36.533	110.3	2:25.690	90.61	2.571	15:05:28.375
3 -	28.505	16.656	129.0	29.934	93.8	32.836		36.570	109.0	2:24.501	91.36	1.382	15:07:52.876
4 -	28.705	16.647	129.5	29.776	94.2	32.321		36.355	110.1	2:23.804	91.80	0.685	15:10:16.680
5 -	28.387	16.749	131.0	29.726	94.6	32.373		36.270	111.4	2:23.505 (3)	91.99	0.386	15:12:40.185
6 -	28.337	16.565	131.8	29.696	94.7	32.485		36.173	109.6	2:23.256 (2)	92.15	0.137	15:15:03.441
7 -	28.540	16.507	131.0	29.824	92.3	32.494		36.301	110.7	2:23.666	91.89	0.547	15:17:27.107
8 -	28.215	16.866	129.5	29.518	94.1	32.349		36.171	109.9	2:23.119 (1)	92.24		15:19:50.226
9 -	28.632	16.850	130.3	29.692	93.8	32.630		36.382	106.9	2:24.186	91.56	1.067	15:22:14.412
10 -	28.445	16.742	131.3	29.647	93.0	32.366		36.385	109.2	2:23.585	91.94	0.466	15:24:37.997

P7	21	Richard KERR					KTM - Bob Wylie Racing						
IDEAL LAP TIME : 2:22.737		BEST LAP TIME : 2:23.386			DIFFERENCE : 0.649								
LAP	SECTOR 1	SECTOR 2	SECTOR 3	SECTOR 4	SECTOR 5	LAP TIME	MPH	DIFF	TIME OF DAY				
1 -		16.929	134.4	32.122	90.0	33.121		36.601	110.9	2:33.618	85.94	10.232	15:03:01.798
2 -	29.203	16.406	133.9	29.994	94.1	32.922		36.794	109.7	2:25.319	90.85	1.933	15:05:27.117
3 -	28.744	16.620	128.5	30.042	92.3	33.037		36.491	109.2	2:24.934	91.09	1.548	15:07:52.051
4 -	28.869	16.751	129.0	30.013	93.7	32.336		36.354	109.4	2:24.323	91.47	0.937	15:10:16.374
5 -	28.568	16.673	128.8	29.830	96.2	32.241		36.375	110.1	2:23.687	91.88	0.301	15:12:40.061
6 -	28.314	16.677	128.8	29.638	95.0	32.438		36.319	110.3	2:23.386 (1)	92.07		15:15:03.447
7 -	28.314	16.583	128.0	29.853	93.9	32.482		36.178	109.9	2:23.410 (2)	92.06	0.024	15:17:26.857
8 -	28.405	16.527	129.5	29.699	95.3	32.349		36.529	113.3	2:23.509 (3)	91.99	0.123	15:19:50.366
9 -	28.370	16.749	129.3	29.818	94.2	32.555		36.451	109.4	2:23.943	91.71	0.557	15:22:14.309
10 -	28.551	16.473	129.8	29.846	92.0	32.742		36.138	112.6	2:23.750	91.84	0.364	15:24:38.059

P8	30	Max COOK					Repli-Cast - Repli-Cast UK Racing						
IDEAL LAP TIME : 2:24.439		BEST LAP TIME : 2:24.665			DIFFERENCE : 0.226								
LAP	SECTOR 1	SECTOR 2	SECTOR 3	SECTOR 4	SECTOR 5	LAP TIME	MPH	DIFF	TIME OF DAY				
1 -		17.432	127.0	31.117	92.0	33.487		37.515	107.9	2:32.684	86.46	8.019	15:03:00.864
2 -	29.204	17.255	125.4	30.629	93.9	32.974		37.065	108.8	2:27.127	89.73	2.462	15:05:27.991
3 -	28.707	17.000	125.6	30.044	95.0	32.836		36.790	108.3	2:25.377	90.81	0.712	15:07:53.368
4 -	28.787	16.888	126.3	29.817	93.9	32.511		36.813	107.2	2:24.816 (2)	91.16	0.151	15:10:18.184
5 -	28.713	16.764	126.1	29.834	95.0	32.540		36.814	106.2	2:24.665 (1)	91.26		15:12:42.849
6 -	28.743	16.855	125.2	29.889	94.5	32.750		36.668	107.8	2:24.905	91.11	0.240	15:15:07.754
7 -	28.729	16.803	124.7	29.891	92.6	32.781		36.670	106.4	2:24.874 (3)	91.13	0.209	15:17:32.628
8 -	28.960	16.755	125.9	29.852	93.9	33.590		36.653	107.1	2:25.810	90.54	1.145	15:19:58.438
9 -	28.998	16.751	126.1	30.093	92.0	33.052		36.845	105.5	2:25.739	90.58	1.074	15:22:24.177
10 -	29.115	16.836	126.1	30.104	89.9	33.268		37.060	105.2	2:26.383	90.19	1.718	15:24:50.560

P9	152 AS	Oliver KONIG					Honda -						
IDEAL LAP TIME : 2:24.085		BEST LAP TIME : 2:24.603			DIFFERENCE : 0.518								
LAP	SECTOR 1	SECTOR 2	SECTOR 3	SECTOR 4	SECTOR 5	LAP TIME	MPH	DIFF	TIME OF DAY				
1 -		17.396	130.3	31.345	95.8	33.334		37.459	110.5	2:33.236	86.15	8.633	15:03:01.416
2 -	29.264	16.904	126.3	31.003	96.2	33.350		37.100	110.7	2:27.621	89.43	3.018	15:05:29.037
3 -	28.670	16.597	127.8	30.559	96.0	32.689		37.033	109.6	2:25.548	90.70	0.945	15:07:54.585
4 -	28.834	16.621	127.3	30.842	95.8	32.959		36.764	109.2	2:26.020	90.41	1.417	15:10:20.605

Silverstone GP
 Circuit Length = 3.6673 miles
 Start: 15:00 Flag 15:24 End: 15:26

Weather / Track : Cloudy / Dry

MCRCB BULLETIN TK243

2016 MCE British Superbike Championship - Round 1

2016 HEL Performance British Motostar Moto 3 GP & ADAC NEC

RACE 11 - SECTOR ANALYSIS

SECTOR 1 = FL to I1, SECTOR 2 = I1 to I2, SECTOR 3 = I2 to I3, SECTOR 4 = I3 to I4, SECTOR 5 = I4 to FL, DIFF = Difference To Personal Best Lap

5-	28.663	16.674	124.7	30.640	93.5	32.352	36.864	107.9	2:25.193 (2)	90.92	0.590	15:12:45.798
6-	28.486	16.831	124.2	29.947	95.3	32.541	36.798	108.8	2:24.603 (1)	91.30		15:15:10.401
7-	28.671	16.800	124.5	30.723	95.1	32.484	37.516	106.4	2:26.194	90.30	1.591	15:17:36.595
8-	28.877	17.057	125.2	30.395	92.6	32.740	37.189	107.8	2:26.258	90.26	1.655	15:20:02.853
9-	28.757	16.761	125.2	30.657	93.5	32.840	37.316	107.4	2:26.331	90.22	1.728	15:22:29.184
10-	28.743	16.536	128.8	30.354	93.0	32.557	37.280	102.7	2:25.470 (3)	90.75	0.867	15:24:54.654

P10 121 AS Matthias MEGGLE

Honda - Dynavolt Intact GP Junior Team

IDEAL LAP TIME : 2:24.019

BEST LAP TIME : 2:24.256

DIFFERENCE : 0.237

LAP	SECTOR 1	SECTOR 2	SECTOR 3	SECTOR 4	SECTOR 5	LAP TIME	MPH	DIFF	TIME OF DAY			
1-		16.944	128.3	31.221	93.2	33.441	38.269	104.3	2:32.555	86.54	8.299	15:03:00.735
2-	29.568	17.076	124.2	30.853	93.9	33.173	37.340	107.6	2:28.010	89.19	3.754	15:05:28.745
3-	28.672	16.734	126.6	30.073	93.7	32.788	37.175	106.9	2:25.442 (2)	90.77	1.186	15:07:54.187
4-	28.840	16.921	126.6	30.702	94.1	32.956	37.316	107.4	2:26.735	89.97	2.479	15:10:20.922
5-	28.564	16.653	127.0	30.757	92.1	32.994	37.110	107.6	2:26.078	90.37	1.822	15:12:47.000
6-	28.307	16.705	128.0	29.914	94.3	32.655	36.675	108.7	2:24.256 (1)	91.52		15:15:11.256
7-	28.424	16.680	126.8	30.490	92.9	33.018	36.845	108.3	2:25.457 (3)	90.76	1.201	15:17:36.713
8-	29.080	16.952	128.3	30.587	92.9	32.720	36.987	108.3	2:26.326	90.22	2.070	15:20:03.039
9-	28.992	16.821	127.3	30.586	92.6	32.897	36.819	106.5	2:26.115	90.35	1.859	15:22:29.154
10-	28.910	16.574	126.8	30.374	92.1	32.549	37.096	103.8	2:25.503	90.73	1.247	15:24:54.657

P11 43 AS Simon JESPERSEN

Honda -

IDEAL LAP TIME : 2:23.820

BEST LAP TIME : 2:24.071

DIFFERENCE : 0.251

LAP	SECTOR 1	SECTOR 2	SECTOR 3	SECTOR 4	SECTOR 5	LAP TIME	MPH	DIFF	TIME OF DAY			
1-		16.906	126.8	31.188	93.9	33.508	38.147	105.2	2:32.618	86.50	8.547	15:03:00.798
2-	29.722	16.928	121.7	30.863	95.4	33.252	37.265	108.5	2:28.030	89.18	3.959	15:05:28.828
3-	28.789	16.616	125.2	30.064	95.7	32.880	37.092	106.7	2:25.441 (2)	90.77	1.370	15:07:54.269
4-	28.892	16.873	126.6	30.325	95.3	32.784	37.102	105.0	2:25.976	90.44	1.905	15:10:20.245
5-	28.917	16.903	125.2	30.688	92.1	32.777	36.932	105.9	2:26.217	90.29	2.146	15:12:46.462
6-	28.429	16.699	124.9	29.699	96.8	32.576	36.668	107.9	2:24.071 (1)	91.63		15:15:10.533
7-	28.790	16.636	126.6	30.909	93.0	32.551	37.205	104.7	2:26.091	90.37	2.020	15:17:36.624
8-	29.042	17.090	126.3	30.298	93.3	32.814	37.084	107.2	2:26.328	90.22	2.257	15:20:02.952
9-	28.933	16.720	127.5	30.638	93.8	32.848	36.977	105.0	2:26.116	90.35	2.045	15:22:29.068
10-	28.441	16.865	123.1	31.065	93.4	32.408	36.819	103.8	2:25.598 (3)	90.67	1.527	15:24:54.666

P12 4 AS Dirk GEIGER

Honda - Kiefer Racing

IDEAL LAP TIME : 2:25.258

BEST LAP TIME : 2:25.883

DIFFERENCE : 0.625

LAP	SECTOR 1	SECTOR 2	SECTOR 3	SECTOR 4	SECTOR 5	LAP TIME	MPH	DIFF	TIME OF DAY			
1-		17.304	126.8	31.617	93.4	33.660	37.864	105.9	2:33.857	85.80	7.974	15:03:02.037
2-	29.328	16.750	127.8	31.425	94.2	33.709	37.556	107.6	2:28.768	88.74	2.885	15:05:30.805
3-	29.296	16.943	123.3	30.606	93.3	33.320	37.505	107.2	2:27.670	89.40	1.787	15:07:58.475
4-	28.918	16.738	127.8	30.947	94.3	33.517	37.273	107.8	2:27.393	89.57	1.510	15:10:25.868
5-	29.585	16.742	128.0	30.097	96.1	32.991	37.268	105.9	2:26.683	90.00	0.800	15:12:52.551
6-	28.944	16.848	123.5	30.329	96.1	33.034	37.123	106.7	2:26.278 (3)	90.25	0.395	15:15:18.829
7-	28.875	16.804	124.5	30.327	95.1	33.054	37.066	105.5	2:26.126 (2)	90.34	0.243	15:17:44.955
8-	28.856	16.734	125.2	30.530	93.7	33.022	36.741	107.1	2:25.883 (1)	90.49		15:20:10.838
9-	29.370	16.573	125.4	30.261	93.5	33.300	37.155	105.7	2:26.659	90.02	0.776	15:22:37.497
10-	28.957	16.627	126.3	30.299	88.7	33.767	37.127	104.7	2:26.777	89.94	0.894	15:25:04.274

P13 66 Cameron FRASER

Kalex KTM - FPW Racing

IDEAL LAP TIME : 2:25.333

BEST LAP TIME : 2:26.074

DIFFERENCE : 0.741

LAP	SECTOR 1	SECTOR 2	SECTOR 3	SECTOR 4	SECTOR 5	LAP TIME	MPH	DIFF	TIME OF DAY			
1-		16.872	135.0	31.738	93.2	33.512	38.283	112.0	2:34.557	85.42	8.483	15:03:02.737
2-	29.093	16.525	135.2	30.817	97.2	33.138	37.265	110.7	2:26.838	89.91	0.764	15:05:29.575
3-	28.903	16.622	132.6	30.694	96.5	33.788	37.385	109.0	2:27.392	89.57	1.318	15:07:56.967
4-	28.760	16.654	131.3	30.557	96.8	32.857	37.246	110.3	2:26.074 (1)	90.38		15:10:23.041
5-	28.621	16.704	130.3	30.520	95.1	33.303	37.505	109.0	2:26.653	90.02	0.579	15:12:49.694
6-	29.116	16.752	128.8	30.895	95.3	33.431	37.244	109.0	2:27.438	89.54	1.364	15:15:17.132
7-	29.127	16.782	129.0	30.856	97.1	32.961	36.842	109.2	2:26.568 (2)	90.07	0.494	15:17:43.700
8-	28.983	16.656	129.3	30.553	92.8	33.538	37.145	109.4	2:26.875	89.88	0.801	15:20:10.575

Silverstone GP

Circuit Length = 3.6673 miles

Start: 15:00 Flag 15:24 End: 15:26

Weather / Track : Cloudy / Dry

MCRCB BULLETIN TK243

2016 MCE British Superbike Championship - Round 1

2016 HEL Performance British Motostar Moto 3 GP & ADAC NEC

RACE 11 - SECTOR ANALYSIS

SECTOR 1 = FL to I1, SECTOR 2 = I1 to I2, SECTOR 3 = I2 to I3, SECTOR 4 = I3 to I4, SECTOR 5 = I4 to FL, DIFF = Difference To Personal Best Lap

9-	28.897	16.651	129.5	30.488	95.7	33.310	37.223	108.1	2:26.569 (3)	90.07	0.495	15:22:37.144
10-	28.988	16.569	130.0	30.962	96.0	33.654	36.982	108.3	2:27.155	89.71	1.081	15:25:04.299

P14	37 AS	Rick DUNNIK										Honda - HD Racing	
IDEAL LAP TIME : 2:24.645		BEST LAP TIME : 2:25.409					DIFFERENCE : 0.764						
LAP	SECTOR 1	SECTOR 2	SECTOR 3	SECTOR 4	SECTOR 5	LAP TIME	MPH	DIFF	TIME OF DAY				
1-		16.950	130.3	33.013	88.6	34.082	37.940	108.8	2:36.277	84.48	10.868	15:03:04.457	
2-	29.050	16.786	129.0	31.302	91.6	33.468	37.863	106.0	2:28.469	88.92	3.060	15:05:32.926	
3-	29.305	16.865	130.0	30.862	93.8	32.916	37.724	107.1	2:27.672	89.40	2.263	15:08:00.598	
4-	28.965	16.816	127.0	30.853	92.6	32.839	37.431	108.5	2:26.904	89.87	1.495	15:10:27.502	
5-	28.641	16.788	126.8	30.500	93.4	32.742	37.444	109.2	2:26.115 (3)	90.35	0.706	15:12:53.617	
6-	28.694	16.546	127.5	31.061	93.7	33.359	36.798	111.2	2:26.458	90.14	1.049	15:15:20.075	
7-	28.573	16.571	128.8	30.434	93.8	32.789	37.215	108.7	2:25.582 (2)	90.68	0.173	15:17:45.657	
8-	28.593	16.587	128.5	30.428	95.3	32.448	37.353	110.7	2:25.409 (1)	90.79		15:20:11.066	
9-	28.970	16.632	128.3	30.280	93.3	33.203	37.490	109.9	2:26.575	90.07	1.166	15:22:37.641	
10-	28.667	16.705	128.3	30.513	93.3	33.531	37.225	107.6	2:26.641	90.03	1.232	15:25:04.282	

P15	98	Tomas de VRIES										Honda - DAT Racing	
IDEAL LAP TIME : 2:24.863		BEST LAP TIME : 2:25.243					DIFFERENCE : 0.380						
LAP	SECTOR 1	SECTOR 2	SECTOR 3	SECTOR 4	SECTOR 5	LAP TIME	MPH	DIFF	TIME OF DAY				
1-		17.164	133.4	31.907	89.4	33.752	37.984	110.9	2:35.842	84.71	10.599	15:03:04.022	
2-	28.944	16.947	129.5	31.076	90.8	33.965	37.799	110.5	2:28.731	88.76	3.488	15:05:32.753	
3-	28.954	16.648	130.8	30.600	94.2	33.133	37.595	108.1	2:26.930	89.85	1.687	15:07:59.683	
4-	28.756	17.079	126.1	30.275	95.5	33.209	37.533	109.6	2:26.852	89.90	1.609	15:10:26.535	
5-	29.191	16.768	128.8	30.368	94.9	33.338	37.486	109.4	2:27.151	89.72	1.908	15:12:53.686	
6-	28.898	16.573	129.5	30.464	95.5	33.236	36.727	110.5	2:25.898 (2)	90.49	0.655	15:15:19.584	
7-	28.726	16.775	125.9	30.678	96.4	33.444	36.893	110.7	2:26.516	90.10	1.273	15:17:46.100	
8-	28.867	16.735	128.3	30.547	93.3	33.341	37.323	108.7	2:26.813	89.92	1.570	15:20:12.913	
9-	28.676	16.726	126.8	30.243	93.7	32.671	36.927	109.2	2:25.243 (1)	90.89		15:22:38.156	
10-	28.865	16.559	130.3	30.481	96.4	33.710	36.714	110.3	2:26.329 (3)	90.22	1.086	15:25:04.485	

P16	69	Tom BOOTH-AMOS										Tigcraft - FAB Racing	
IDEAL LAP TIME : 2:25.035		BEST LAP TIME : 2:25.403					DIFFERENCE : 0.368						
LAP	SECTOR 1	SECTOR 2	SECTOR 3	SECTOR 4	SECTOR 5	LAP TIME	MPH	DIFF	TIME OF DAY				
1-		17.051	129.5	31.384	91.5	33.467	38.111	107.9	2:34.406	85.50	9.003	15:03:02.586	
2-	29.372	17.020	126.8	30.823	94.5	33.290	37.612	106.9	2:28.117	89.13	2.714	15:05:30.703	
3-	29.187	16.978	125.4	30.419	92.8	33.375	37.407	107.2	2:27.366	89.58	1.963	15:07:58.069	
4-	28.978	16.853	128.3	30.707	92.9	33.359	37.504	105.3	2:27.401	89.56	1.998	15:10:25.470	
5-	29.120	17.007	123.3	30.564	91.8	33.673	37.194	110.1	2:27.558	89.47	2.155	15:12:53.028	
6-	28.916	16.962	128.0	30.478	94.6	33.073	37.055	107.6	2:26.484 (3)	90.12	1.081	15:15:19.512	
7-	28.958	16.669	127.8	30.167	93.0	33.301	37.148	110.3	2:26.243 (2)	90.27	0.840	15:17:45.755	
8-	28.760	16.803	123.3	30.261	94.3	32.689	36.890	110.7	2:25.403 (1)	90.79		15:20:11.158	
9-	29.200	16.529	128.0	30.260	95.3	33.353	37.218	109.9	2:26.560	90.08	1.157	15:22:37.718	
10-	28.852	16.531	128.5	30.654	94.9	33.613	37.674	104.0	2:27.324	89.61	1.921	15:25:05.042	

P17	99	Stephen CAMPBELL										Honda - Campbell Racing	
IDEAL LAP TIME : 2:24.251		BEST LAP TIME : 2:25.282					DIFFERENCE : 1.031						
LAP	SECTOR 1	SECTOR 2	SECTOR 3	SECTOR 4	SECTOR 5	LAP TIME	MPH	DIFF	TIME OF DAY				
1-		17.123	128.8	32.336	91.0	34.019	37.997	108.7	2:35.348	84.98	10.066	15:03:03.528	
2-	28.913	16.800	129.8	31.639	89.5	33.778	37.779	106.2	2:28.909	88.66	3.627	15:05:32.437	
3-	29.011	16.818	129.0	30.748	96.6	33.619	38.075	107.6	2:28.271	89.04	2.989	15:08:00.708	
4-	29.106	16.795	127.8	31.198	91.4	34.260	37.449	108.7	2:28.808	88.72	3.526	15:10:29.516	
5-	28.673	16.497	130.8	30.417	94.5	32.828	37.281	108.7	2:25.696 (3)	90.61	0.414	15:12:55.212	
6-	28.313	16.657	128.5	30.129	94.1	33.386	37.457	108.1	2:25.942	90.46	0.660	15:15:21.154	
7-	28.875	16.619	127.5	30.475	92.1	32.514	36.799	109.6	2:25.282 (1)	90.87		15:17:46.436	
8-	28.719	16.535	128.5	30.679	95.8	32.801	37.191	107.8	2:25.925	90.47	0.643	15:20:12.361	
9-	28.734	16.574	127.5	30.193	96.1	33.002	37.058	109.7	2:25.561 (2)	90.70	0.279	15:22:37.922	
10-	28.905	16.496	130.3	30.568	96.0	33.671	37.487	103.8	2:27.127	89.73	1.845	15:25:05.049	

Weather / Track : Cloudy / Dry

Silverstone GP
Circuit Length = 3.6673 miles
Start: 15:00 Flag 15:24 End: 15:26

MCRCB BULLETIN TK243

2016 MCE British Superbike Championship - Round 1

2016 HEL Performance British Motostar Moto 3 GP & ADAC NEC

RACE 11 - SECTOR ANALYSIS

SECTOR 1 = FL to I1, SECTOR 2 = I1 to I2, SECTOR 3 = I2 to I3, SECTOR 4 = I3 to I4, SECTOR 5 = I4 to FL, DIFF = Difference To Personal Best Lap

P18 41 AS Kevin ORGIS			Honda - Kiefer Racing									
IDEAL LAP TIME : 2:25.696			BEST LAP TIME : 2:25.931			DIFFERENCE : 0.235						
LAP	SECTOR 1	SECTOR 2	SECTOR 3	SECTOR 4	SECTOR 5	LAP TIME	MPH	DIFF	TIME OF DAY			
1-		16.905	128.8	31.464	91.9	33.365	37.740	107.9	2:33.060	86.25	7.129	15:03:01.240
2-	29.586	16.821	128.3	31.434	90.0	33.376	37.522	106.5	2:28.739	88.76	2.808	15:05:29.979
3-	29.074	16.762	128.0	30.700	93.9	33.281	37.658	107.1	2:27.475	89.52	1.544	15:07:57.454
4-	29.383	17.020	126.3	31.148	93.2	33.298	37.535	106.5	2:28.384	88.97	2.453	15:10:25.838
5-	29.421	16.843	125.9	30.415	95.7	33.122	37.236	109.4	2:27.037 (3)	89.78	1.106	15:12:52.875
6-	28.919	17.050	125.2	30.474	93.4	33.280	37.373	109.9	2:27.096	89.75	1.165	15:15:19.971
7-	28.947	16.631	129.3	30.529	93.7	32.913	36.911	110.3	2:25.931 (1)	90.47		15:17:45.902
8-	28.826	16.739	126.6	30.629	91.1	33.338	37.448	108.8	2:26.980 (2)	89.82	1.049	15:20:12.882
9-	28.919	16.716	128.3	31.019	89.7	33.333	37.357	106.2	2:27.344	89.60	1.413	15:22:40.226
10-	29.215	16.736	126.3	30.667	89.4	33.489	37.817	105.7	2:27.924	89.25	1.993	15:25:08.150

P19 15 Eugene McMANUS			KTM - CD / IC Racing									
IDEAL LAP TIME : 2:25.272			BEST LAP TIME : 2:25.837			DIFFERENCE : 0.565						
LAP	SECTOR 1	SECTOR 2	SECTOR 3	SECTOR 4	SECTOR 5	LAP TIME	MPH	DIFF	TIME OF DAY			
1-		17.077	136.3	32.404	89.0	34.322	38.099	112.4	2:37.046	84.06	11.209	15:03:05.226
2-	28.723	16.995	134.2	31.421	93.4	33.079	37.473	112.4	2:27.691	89.39	1.854	15:05:32.917
3-	29.138	16.679	135.8	31.141	93.8	33.210	37.706	108.5	2:27.874	89.28	2.037	15:08:00.791
4-	29.410	16.628	136.6	30.987	92.5	33.227	37.382	112.8	2:27.634	89.42	1.797	15:10:28.425
5-	28.475	16.543	134.7	30.702	93.2	32.962	37.517	113.9	2:26.199 (2)	90.30	0.362	15:12:54.624
6-	28.498	16.565	135.2	30.573	94.1	33.253	37.610	112.8	2:26.499	90.11	0.662	15:15:21.123
7-	28.403	16.656	133.9	30.861	91.4	33.011	37.307	110.3	2:26.238 (3)	90.28	0.401	15:17:47.361
8-	28.608	16.496	133.6	30.830	90.1	32.939	36.964	114.1	2:25.837 (1)	90.52		15:20:13.198
9-	28.826	16.393	136.9	31.052	90.6	33.133	37.235	109.9	2:26.639	90.03	0.802	15:22:39.837
10-	29.042	16.533	133.1	31.282	85.7	34.403	38.143	108.7	2:29.403	88.36	3.566	15:25:09.240

P20 50 AGP Jason DUPASQUIER			KTM - KTM Swiss Junior Team									
IDEAL LAP TIME : 2:25.235			BEST LAP TIME : 2:25.422			DIFFERENCE : 0.187						
LAP	SECTOR 1	SECTOR 2	SECTOR 3	SECTOR 4	SECTOR 5	LAP TIME	MPH	DIFF	TIME OF DAY			
1-		16.790	134.2	32.225	90.9	34.094	37.857	110.3	2:35.633	84.83	10.211	15:03:03.813
2-	28.939	16.555	137.5	31.460	91.5	33.541	38.281	110.5	2:28.776	88.74	3.354	15:05:32.589
3-	28.630	16.794	132.3	30.786	92.9	33.070	37.488	109.9	2:26.768	89.95	1.346	15:07:59.357
4-	28.513	16.671	133.1	31.002	95.4	33.265	37.419	112.0	2:26.870	89.89	1.448	15:10:26.227
5-	28.675	16.473	131.8	30.703	94.7	32.878	37.271	109.7	2:26.000 (2)	90.42	0.578	15:12:52.227
6-	28.325	16.563	131.3	30.450	94.1	32.955	37.129	111.4	2:25.422 (1)	90.78		15:15:17.649
7-	28.784	16.606	133.9	30.676	94.6	32.913	41.903	109.9	2:30.882	87.50	5.460	15:17:48.531
8-	28.737	16.604	132.3	30.571	92.8	33.228	37.484	108.3	2:26.624	90.04	1.202	15:20:15.155
9-	28.868	16.453	132.8	30.880	91.8	32.928	37.426	109.2	2:26.555 (3)	90.08	1.133	15:22:41.710
10-	28.630	16.736	132.8	31.005	90.0	33.395	37.906	109.7	2:27.672	89.40	2.250	15:25:09.382

P21 19 AS Sasha de VITS			Honda - DV1 RacingTeam									
IDEAL LAP TIME : 2:25.418			BEST LAP TIME : 2:26.075			DIFFERENCE : 0.657						
LAP	SECTOR 1	SECTOR 2	SECTOR 3	SECTOR 4	SECTOR 5	LAP TIME	MPH	DIFF	TIME OF DAY			
1-		17.327	132.6	32.597	88.4	34.605	38.215	108.3	2:37.542	83.80	11.467	15:03:05.722
2-	29.556	16.823	132.1	31.156	93.2	33.108	37.797	107.9	2:28.440	88.94	2.365	15:05:34.162
3-	28.892	16.710	130.0	30.843	93.8	33.153	37.647	107.1	2:27.245	89.66	1.170	15:08:01.407
4-	29.314	16.869	128.8	30.715	94.7	33.260	37.363	108.7	2:27.521	89.49	1.446	15:10:28.928
5-	28.755	16.880	127.8	30.959	93.5	32.728	37.246	109.2	2:26.568 (3)	90.07	0.493	15:12:55.496
6-	28.459	16.704	128.8	30.322	93.8	32.909	37.718	107.6	2:26.112 (2)	90.35	0.037	15:15:21.608
7-	28.687	16.668	130.0	30.488	93.7	32.723	37.509	106.4	2:26.075 (1)	90.38		15:17:47.683
8-	28.691	16.874	128.0	30.651	92.1	32.966	37.893	106.7	2:27.075	89.76	1.000	15:20:14.758
9-	29.018	16.842	127.5	30.926	91.5	33.005	37.639	106.9	2:27.430	89.55	1.355	15:22:42.188
10-	29.017	16.922	128.0	30.856	91.8	33.281	37.572	108.7	2:27.648	89.41	1.573	15:25:09.836

P22 45 AS Leon ORGIS			Honda - Kiefer Racing									
IDEAL LAP TIME : 2:24.765			BEST LAP TIME : 2:25.285			DIFFERENCE : 0.520						
LAP	SECTOR 1	SECTOR 2	SECTOR 3	SECTOR 4	SECTOR 5	LAP TIME	MPH	DIFF	TIME OF DAY			

Silverstone GP
 Circuit Length = 3.6673 miles
 Start: 15:00 Flag 15:24 End: 15:26

Weather / Track : Cloudy / Dry

MCRCB BULLETIN TK243

2016 MCE British Superbike Championship - Round 1

2016 HEL Performance British Motostar Moto 3 GP & ADAC NEC

RACE 11 - SECTOR ANALYSIS

SECTOR 1 = FL to I1, SECTOR 2 = I1 to I2, SECTOR 3 = I2 to I3, SECTOR 4 = I3 to I4, SECTOR 5 = I4 to FL, DIFF = Difference To Personal Best Lap

LAP	SECTOR 1	SECTOR 2	SECTOR 3	SECTOR 4	SECTOR 5	LAP TIME	MPH	DIFF	TIME OF DAY			
1 -		17.210	130.0	32.735	90.8	33.748	38.527	108.1	2:38.144	83.48	12.859	15:03:06.324
2 -	29.154	16.763	131.0	31.358	93.5	33.453	38.354	107.9	2:29.082	88.55	3.797	15:05:35.406
3 -	29.063	16.712	128.0	31.016	90.1	33.324	37.555	105.7	2:27.670	89.40	2.385	15:08:03.076
4 -	29.512	17.145	123.1	30.750	92.4	33.045	37.689	106.2	2:28.141	89.12	2.856	15:10:31.217
5 -	29.363	16.810	124.0	30.750	93.4	33.143	37.265	108.7	2:27.331	89.61	2.046	15:12:58.548
6 -	28.949	16.630	126.3	30.681	94.5	33.098	37.559	104.7	2:26.917	89.86	1.632	15:15:25.465
7 -	29.229	16.644	128.3	30.931	92.6	32.789	37.203	109.4	2:26.796	89.93	1.511	15:17:52.261
8 -	28.725	16.628	124.7	30.367	92.5	32.751	36.814	109.0	2:25.285 (1)	90.87		15:20:17.546
9 -	28.960	16.570	125.9	30.655	92.3	32.847	37.289	106.9	2:26.321 (3)	90.22	1.036	15:22:43.867
10 -	29.404	16.665	123.5	30.136	91.6	32.520	37.283	109.4	2:26.008 (2)	90.42	0.723	15:25:09.875

P23 3 AS Toni ERHARD			Honda - Kiefer Racing									
IDEAL LAP TIME : 2:25.002			BEST LAP TIME : 2:25.494			DIFFERENCE : 0.492						
LAP	SECTOR 1	SECTOR 2	SECTOR 3	SECTOR 4	SECTOR 5	LAP TIME	MPH	DIFF	TIME OF DAY			
1 -		17.199	128.5	32.351	86.7	34.417	38.074	106.9	2:38.814	83.13	13.320	15:03:06.994
2 -	29.213	16.998	128.0	30.637	95.0	33.633	38.018	108.3	2:28.499	88.90	3.005	15:05:35.493
3 -	29.123	16.747	130.0	30.939	93.4	33.803	37.431	108.5	2:28.043	89.17	2.549	15:08:03.536
4 -	29.516	17.033	124.2	31.172	90.3	32.955	37.426	107.6	2:28.102	89.14	2.608	15:10:31.638
5 -	29.116	16.892	125.9	30.793	94.7	33.117	37.196	109.2	2:27.114	89.74	1.620	15:12:58.752
6 -	28.887	16.664	129.0	30.777	93.9	32.986	37.480	108.8	2:26.794	89.93	1.300	15:15:25.546
7 -	28.579	17.159	123.3	30.426	93.0	32.768	37.398	104.7	2:26.330 (3)	90.22	0.836	15:17:51.876
8 -	28.618	17.005	124.0	30.270	93.0	32.664	36.937	105.5	2:25.494 (1)	90.74		15:20:17.370
9 -	28.841	16.898	124.5	31.079	94.2	32.699	37.116	107.4	2:26.633	90.03	1.139	15:22:44.003
10 -	29.090	16.849	124.5	30.266	93.4	32.928	36.829	109.9	2:25.962 (2)	90.45	0.468	15:25:09.965

P24 154 AS Lukas FALCK			Honda -									
IDEAL LAP TIME : 2:25.251			BEST LAP TIME : 2:25.562			DIFFERENCE : 0.311						
LAP	SECTOR 1	SECTOR 2	SECTOR 3	SECTOR 4	SECTOR 5	LAP TIME	MPH	DIFF	TIME OF DAY			
1 -		17.208	129.3	32.440	88.7	34.129	38.074	108.7	2:37.926	83.59	12.364	15:03:06.106
2 -	29.597	16.750	129.3	31.212	93.5	33.563	38.353	108.3	2:29.475	88.32	3.913	15:05:35.581
3 -	29.314	16.889	128.0	31.151	92.6	33.359	37.561	108.8	2:28.274	89.04	2.712	15:08:03.855
4 -	29.466	16.722	127.5	30.880	93.5	33.148	37.252	108.5	2:27.468	89.52	1.906	15:10:31.323
5 -	28.884	16.916	124.5	30.730	92.9	33.240	37.308	108.3	2:27.078	89.76	1.516	15:12:58.401
6 -	28.766	16.973	126.1	30.359	96.0	33.316	37.367	106.2	2:26.781	89.94	1.219	15:15:25.182
7 -	29.144	16.858	124.0	30.841	94.7	32.900	37.167	106.9	2:26.910	89.86	1.348	15:17:52.092
8 -	28.664	16.857	126.6	30.338	94.1	33.116	37.074	108.3	2:26.049 (2)	90.39	0.487	15:20:18.141
9 -	29.066	16.875	125.4	30.438	94.5	32.810	37.311	106.9	2:26.500 (3)	90.11	0.938	15:22:44.641
10 -	28.922	16.555	128.3	30.245	94.5	32.863	36.977	110.9	2:25.562 (1)	90.69		15:25:10.203

P25 79 AS Leon CZICHOS			Honda - d-Store Hannover Racing									
IDEAL LAP TIME : 2:25.748			BEST LAP TIME : 2:26.961			DIFFERENCE : 1.213						
LAP	SECTOR 1	SECTOR 2	SECTOR 3	SECTOR 4	SECTOR 5	LAP TIME	MPH	DIFF	TIME OF DAY			
1 -		17.192	130.0	31.922	89.9	34.372	38.251	107.9	2:37.448	83.85	10.487	15:03:05.628
2 -	29.132	16.797	127.8	30.926	92.8	33.416	37.842	109.0	2:28.113	89.13	1.152	15:05:33.741
3 -	28.908	16.800	128.5	30.681	94.1	33.232	37.655	106.9	2:27.276	89.64	0.315	15:08:01.017
4 -	29.124	16.789	128.0	31.109	93.4	33.759	37.421	107.9	2:28.202	89.08	1.241	15:10:29.219
5 -	28.682	16.695	128.8	32.155	92.3	33.774	37.643	106.9	2:28.949	88.63	1.988	15:12:58.168
6 -	28.838	16.769	127.8	30.706	94.2	33.958	37.185	110.1	2:27.456	89.53	0.495	15:15:25.624
7 -	28.884	16.741	126.1	31.343	94.3	32.948	37.413	108.3	2:27.329	89.61	0.368	15:17:52.953
8 -	28.694	16.897	127.3	30.724	93.8	33.131	37.679	105.5	2:27.125 (3)	89.73	0.164	15:20:20.078
9 -	29.248	16.794	126.1	30.273	94.3	33.239	37.441	106.2	2:26.995 (2)	89.81	0.034	15:22:47.073
10 -	29.448	16.769	126.3	30.238	93.8	33.252	37.254	106.2	2:26.961 (1)	89.83		15:25:14.034

P26 11 AS Lotte UHRE			Honda -									
IDEAL LAP TIME : 2:26.010			BEST LAP TIME : 2:26.991			DIFFERENCE : 0.981						
LAP	SECTOR 1	SECTOR 2	SECTOR 3	SECTOR 4	SECTOR 5	LAP TIME	MPH	DIFF	TIME OF DAY			
1 -		17.364	128.5	31.786	92.5	34.151	38.173	105.0	2:37.342	83.90	10.351	15:03:05.522
2 -	29.052	17.115	125.9	30.868	95.0	33.321	37.557	107.4	2:27.913	89.25	0.922	15:05:33.435
3 -	29.054	17.520	122.4	30.686	95.3	33.206	37.439	105.7	2:27.905	89.26	0.914	15:08:01.340
4 -	29.191	17.229	123.8	30.675	96.8	33.525	38.015	105.9	2:28.635	88.82	1.644	15:10:29.975

Silverstone GP
 Circuit Length = 3.6673 miles
 Start: 15:00 Flag 15:24 End: 15:26

Weather / Track : Cloudy / Dry

MCRCB BULLETIN TK243

2016 MCE British Superbike Championship - Round 1

2016 HEL Performance British Motostar Moto 3 GP & ADAC NEC

RACE 11 - SECTOR ANALYSIS

SECTOR 1 = FL to I1, SECTOR 2 = I1 to I2, SECTOR 3 = I2 to I3, SECTOR 4 = I3 to I4, SECTOR 5 = I4 to FL, DIFF = Difference To Personal Best Lap

5 -	28.849	17.031	122.4	30.712	91.6	33.640	37.443	104.2	2:27.675	89.40	0.684	15:12:57.650
6 -	29.101	17.003	122.0	30.486	90.8	33.198	38.036	103.8	2:27.824	89.31	0.833	15:15:25.474
7 -	29.526	16.923	123.3	30.465	94.7	32.875	37.452	106.0	2:27.241 (3)	89.66	0.250	15:17:52.715
8 -	29.131	17.122	123.8	30.437	95.3	32.933	37.700	104.8	2:27.323	89.61	0.332	15:20:20.038
9 -	29.545	16.947	124.0	30.263	96.0	32.939	37.297	102.9	2:26.991 (1)	89.81		15:22:47.029
10 -	29.769	16.887	122.4	30.220	95.7	32.963	37.179	103.2	2:27.018 (2)	89.80	0.027	15:25:14.047

P27	22 AS	Marie MENDE	Honda - MM-Racing									
IDEAL LAP TIME : 2:26.716			BEST LAP TIME : 2:26.858			DIFFERENCE : 0.142						

LAP	SECTOR 1	SECTOR 2	SECTOR 3	SECTOR 4	SECTOR 5	LAP TIME	MPH	DIFF	TIME OF DAY			
1 -		17.534	127.5	32.076	91.1	34.324	38.399	110.3	2:37.671	83.73	10.813	15:03:05.851
2 -	29.308	16.934	128.0	31.376	92.9	33.306	38.154	108.5	2:29.078	88.56	2.220	15:05:34.929
3 -	29.133	16.937	126.1	31.060	88.3	33.844	37.512	107.9	2:28.486	88.91	1.628	15:08:03.415
4 -	29.508	17.174	124.5	31.237	89.9	33.346	37.394	108.3	2:28.659	88.80	1.801	15:10:32.074
5 -	29.019	16.896	125.4	30.600	96.1	33.200	37.536	108.7	2:27.251 (2)	89.65	0.393	15:12:59.325
6 -	28.830	16.864	126.1	30.535	89.8	33.342	37.287	108.8	2:26.858 (1)	89.89		15:15:26.183
7 -	29.183	17.021	125.4	31.067	92.1	33.321	37.636	107.4	2:28.228 (3)	89.06	1.370	15:17:54.411
8 -	29.287	17.124	123.8	31.070	92.0	34.335	37.808	105.5	2:29.624	88.23	2.766	15:20:24.035
9 -	29.767	17.083	123.1	31.032	89.9	33.809	37.924	104.5	2:29.615	88.24	2.757	15:22:53.650
10 -	30.030	17.073	123.5	31.151	83.4	34.609	38.056	105.3	2:30.919	87.48	4.061	15:25:24.569

P28	20	Joel MARKLUND	Honda - Marklund Solutions / SP125									
IDEAL LAP TIME : 2:27.865			BEST LAP TIME : 2:28.456			DIFFERENCE : 0.591						

LAP	SECTOR 1	SECTOR 2	SECTOR 3	SECTOR 4	SECTOR 5	LAP TIME	MPH	DIFF	TIME OF DAY			
1 -		17.061	134.2	32.912	86.3	34.124	38.039	110.9	2:38.512	83.28	10.056	15:03:06.692
2 -	29.334	16.729	133.6	31.441	91.1	33.588	38.163	109.9	2:29.255	88.45	0.799	15:05:35.947
3 -	29.235	16.789	132.8	31.350	91.3	33.554	37.718	108.1	2:28.646 (2)	88.81	0.190	15:08:04.593
4 -	29.210	16.884	131.8	31.314	90.6	33.610	37.438	109.0	2:28.456 (1)	88.93		15:10:33.049
5 -	29.053	17.056	129.5	31.097	90.3	33.801	37.839	109.0	2:28.840	88.70	0.384	15:13:01.889
6 -	29.278	16.951	128.8	31.165	90.0	33.617	37.735	106.9	2:28.746 (3)	88.75	0.290	15:15:30.635
7 -	29.242	17.016	129.3	31.586	90.3	33.716	37.458	107.2	2:29.018	88.59	0.562	15:17:59.653
8 -	29.470	16.974	129.3	31.703	89.0	33.994	37.722	107.2	2:29.863	88.09	1.407	15:20:29.516
9 -	29.518	17.098	129.0	31.287	88.6	33.953	38.143	105.2	2:29.999	88.01	1.543	15:22:59.515
10 -	29.496	16.951	128.8	31.155	89.5	34.578	38.365	105.3	2:30.545	87.69	2.089	15:25:30.060

P29	13 AGP	Maximilian KOFLER	KTM - MSV Schwanenstadt									
IDEAL LAP TIME : 2:28.611			BEST LAP TIME : 2:29.526			DIFFERENCE : 0.915						

LAP	SECTOR 1	SECTOR 2	SECTOR 3	SECTOR 4	SECTOR 5	LAP TIME	MPH	DIFF	TIME OF DAY			
1 -		16.861	133.6	33.064	90.3	34.850	38.351	109.7	2:39.753	82.64	10.227	15:03:07.933
2 -	29.309	16.910	129.8	31.896	90.4	34.240	38.090	109.9	2:30.445	87.75	0.919	15:05:38.378
3 -	29.448	16.873	129.3	32.056	92.4	34.109	38.017	108.3	2:30.503	87.72	0.977	15:08:08.881
4 -	29.570	16.983	128.3	31.504	91.5	33.637	38.064	109.2	2:29.758	88.15	0.232	15:10:38.639
5 -	29.368	16.937	128.0	31.438	90.0	33.957	37.826	109.0	2:29.526 (1)	88.29		15:13:08.165
6 -	29.492	17.018	127.0	31.976	90.5	34.228	38.165	109.0	2:30.879	87.50	1.353	15:15:39.044
7 -	29.656	16.987	127.5	31.364	92.4	34.057	37.463	109.4	2:29.527 (2)	88.29	0.001	15:18:08.571
8 -	29.691	16.919	128.3	31.474	91.3	33.899	37.712	108.7	2:29.695 (3)	88.19	0.169	15:20:38.266
9 -	29.711	16.838	127.8	31.613	87.4	34.342	37.792	107.8	2:30.296	87.84	0.770	15:23:08.562
10 -	29.693	16.892	128.0	31.695	91.8	34.774	38.060	107.9	2:31.114	87.36	1.588	15:25:39.676

P30	54	Sam BURMAN	KTM - TeamWNT / Burman Racing									
IDEAL LAP TIME : 2:29.248			BEST LAP TIME : 2:29.432			DIFFERENCE : 0.184						

LAP	SECTOR 1	SECTOR 2	SECTOR 3	SECTOR 4	SECTOR 5	LAP TIME	MPH	DIFF	TIME OF DAY			
1 -		17.661	125.6	33.366	89.0	34.743	38.782	111.0	2:41.475	81.76	12.043	15:03:09.655
2 -	29.799	17.258	131.5	32.335	93.2	34.115	38.715	110.5	2:32.222	86.73	2.790	15:05:41.877
3 -	29.987	17.373	130.5	32.194	91.3	34.510	38.784	109.7	2:32.848	86.37	3.416	15:08:14.725
4 -	29.991	17.322	130.8	32.410	94.3	34.308	38.462	110.7	2:32.493	86.57	3.061	15:10:47.218
5 -	29.799	17.201	131.8	32.045	94.5	34.122	38.529	110.1	2:31.696	87.03	2.264	15:13:18.914
6 -	29.617	17.176	130.5	31.974	94.9	33.814	38.296	111.8	2:30.877	87.50	1.445	15:15:49.791
7 -	29.321	17.204	130.8	31.689	95.0	33.947	38.167	112.2	2:30.328 (3)	87.82	0.896	15:18:20.119
8 -	29.388	16.911	132.3	31.543	94.1	33.858	37.732	112.0	2:29.432 (1)	88.35		15:20:49.551

Silverstone GP
 Circuit Length = 3.6673 miles
 Start: 15:00 Flag 15:24 End: 15:26

Weather / Track : Cloudy / Dry

MCRCB BULLETIN TK243

2016 MCE British Superbike Championship - Round 1

2016 HEL Performance British Motostar Moto 3 GP & ADAC NEC

RACE 11 - SECTOR ANALYSIS

SECTOR 1 = FL to I1, SECTOR 2 = I1 to I2, SECTOR 3 = I2 to I3, SECTOR 4 = I3 to I4, SECTOR 5 = I4 to FL, DIFF = Difference To Personal Best Lap

9 -	29.248	16.948	131.8	31.617	93.4	34.132	38.059	110.3	2:30.004 (2)	88.01	0.572	15:23:19.555
10 -	29.684	16.986	131.8	31.793	94.2	34.012	38.936	111.0	2:31.411	87.19	1.979	15:25:50.966

P31 27 Josh HODGE		KTM - Road and Race Performance										
IDEAL LAP TIME : 2:31.726		BEST LAP TIME : 2:32.300					DIFFERENCE : 0.574					
LAP	SECTOR 1	SECTOR 2	SECTOR 3	SECTOR 4	SECTOR 5	LAP TIME	MPH	DIFF	TIME OF DAY			
1 -		17.736	126.3	33.342	86.7	35.658	39.120	104.5	2:45.850	79.60	13.550	15:03:14.030
2 -	30.475	17.690	125.9	33.054	89.8	35.207	38.752	104.8	2:35.178	85.07	2.878	15:05:49.208
3 -	30.225	17.453	125.4	32.838	89.0	34.744	38.564	105.9	2:33.824	85.82	1.524	15:08:23.032
4 -	30.310	17.438	125.9	32.625	89.3	34.922	38.520	105.2	2:33.815	85.83	1.515	15:10:56.847
5 -	30.154	17.462	126.6	32.247	87.4	34.897	38.640	106.9	2:33.400	86.06	1.100	15:13:30.247
6 -	29.958	17.359	125.9	32.221	88.5	34.701	38.238	105.3	2:32.477 (2)	86.58	0.177	15:16:02.724
7 -	30.471	17.422	125.9	32.162	88.5	34.519	38.148	105.3	2:32.722 (3)	86.44	0.422	15:18:35.446
8 -	30.006	17.082	126.8	32.139	88.0	34.939	38.134	105.2	2:32.300 (1)	86.68		15:21:07.746
9 -	30.237	17.363	127.0	32.033	87.3	34.659	38.440	103.7	2:32.732	86.44	0.432	15:23:40.478
10 -	30.109	17.208	126.3	32.277	87.3	35.444	40.060	104.2	2:35.098	85.12	2.798	15:26:15.576

P32 147 AS Phillip HOLE		Honda - 3S ApS										
IDEAL LAP TIME : 2:36.601		BEST LAP TIME : 2:37.565					DIFFERENCE : 0.964					
LAP	SECTOR 1	SECTOR 2	SECTOR 3	SECTOR 4	SECTOR 5	LAP TIME	MPH	DIFF	TIME OF DAY			
1 -		18.370	119.6	34.359	83.1	36.837	40.584	101.9	2:48.114	78.53	10.549	15:03:16.294
2 -	31.790	18.029	118.1	33.076	85.4	36.557	40.296	101.0	2:39.748	82.64	2.183	15:05:56.042
3 -	32.475	18.192	118.3	32.913	86.3	36.234	40.171	99.4	2:39.985	82.52	2.420	15:08:36.027
4 -	31.777	18.016	117.7	32.650	84.3	36.370	39.862	99.7	2:38.675	83.20	1.110	15:11:14.702
5 -	32.329	18.013	118.7	32.450	87.8	35.876	39.704	100.2	2:38.372	83.36	0.807	15:13:53.074
6 -	31.938	17.914	118.3	32.488	83.3	35.906	39.382	99.7	2:37.628 (2)	83.75	0.063	15:16:30.702
7 -	31.823	17.846	118.5	32.731	85.7	35.673	39.492	99.9	2:37.565 (1)	83.79		15:19:08.267
8 -	31.395	17.724	118.5	32.848	83.4	36.510	39.581	99.4	2:38.058	83.52	0.493	15:21:46.325
9 -	31.837	17.767	118.9	32.427	84.5	35.825	39.901	101.1	2:37.757 (3)	83.68	0.192	15:24:24.082

P33 48 Ewan POTTER		Honda -										
IDEAL LAP TIME : 2:38.795		BEST LAP TIME : 2:39.956					DIFFERENCE : 1.161					
LAP	SECTOR 1	SECTOR 2	SECTOR 3	SECTOR 4	SECTOR 5	LAP TIME	MPH	DIFF	TIME OF DAY			
1 -		18.405	121.5	34.209	81.7	36.661	41.384	103.4	2:48.363	78.41	8.407	15:03:16.543
2 -	32.168	17.962	122.4	34.029	85.1	36.628	41.239	95.3	2:42.026	81.48	2.070	15:05:58.569
3 -	32.047	17.697	123.3	33.584	84.7	36.378	41.067	99.3	2:40.773	82.11	0.817	15:08:39.342
4 -	31.500	17.887	123.1	33.949	87.0	36.205	41.092	97.4	2:40.633 (3)	82.18	0.677	15:11:19.975
5 -	31.980	17.882	121.1	33.772	86.4	36.356	41.012	98.7	2:41.002	82.00	1.046	15:14:00.977
6 -	31.910	17.861	122.4	32.272	86.5	36.039	40.874	99.7	2:39.956 (1)	82.53		15:16:40.933
7 -	32.087	17.701	122.2	33.939	79.9	36.654	40.287	98.5	2:40.668	82.17	0.712	15:19:21.601
8 -	31.674	17.821	121.7	34.053	82.8	36.735	40.986	99.0	2:41.269	81.86	1.313	15:22:02.870
9 -	31.971	17.750	121.1	33.428	86.4	36.555	40.634	98.8	2:40.338 (2)	82.34	0.382	15:24:43.208

P34 28 Lee HINDLE		KTM - JH Motorsport										
IDEAL LAP TIME : 2:24.229		BEST LAP TIME : 2:24.623					DIFFERENCE : 0.394					
LAP	SECTOR 1	SECTOR 2	SECTOR 3	SECTOR 4	SECTOR 5	LAP TIME	MPH	DIFF	TIME OF DAY			
1 -		17.298	131.0	35.039	88.6	34.442	38.393	111.0	2:40.642	82.18	16.019	15:03:08.822
2 -	29.348	16.671	130.0	32.079	92.6	34.181	37.417	112.8	2:29.696	88.19	5.073	15:05:38.518
3 -	29.560	16.635	130.3	31.455	92.8	33.737	37.328	110.3	2:28.715	88.77	4.092	15:08:07.233
4 -	29.345	16.713	129.3	31.213	94.6	33.592	37.212	111.0	2:28.075	89.16	3.452	15:10:35.308
5 -	29.176	16.576	128.8	30.954	94.9	33.697	36.904	112.4	2:27.307	89.62	2.684	15:13:02.615
6 -	28.993	16.708	130.3	31.100	92.9	33.275	36.772	112.2	2:26.848	89.90	2.225	15:15:29.463
7 -	28.987	16.541	128.3	30.755	95.7	33.054	36.770	110.3	2:26.107 (3)	90.36	1.484	15:17:55.570
8 -	28.640	16.524	129.5	30.560	94.2	33.055	36.620	112.6	2:25.399 (2)	90.80	0.776	15:20:20.969
9 -	29.034	16.261	130.0	30.312	97.6	32.708	36.308	111.2	2:24.623 (1)	91.28		15:22:45.592

P35 128 AGP Dennis KOOPMAN		Honda - Herman van de Bunt										
IDEAL LAP TIME : 2:23.440		BEST LAP TIME : 2:23.688					DIFFERENCE : 0.248					
LAP	SECTOR 1	SECTOR 2	SECTOR 3	SECTOR 4	SECTOR 5	LAP TIME	MPH	DIFF	TIME OF DAY			

Weather / Track : Cloudy / Dry

Silverstone GP
Circuit Length = 3.6673 miles
Start: 15:00 Flag 15:24 End: 15:26

MCRCB BULLETIN TK243

2016 MCE British Superbike Championship - Round 1

2016 HEL Performance British Motostar Moto 3 GP & ADAC NEC

RACE 11 - SECTOR ANALYSIS

SECTOR 1 = FL to I1,		SECTOR 2 = I1 to I2,		SECTOR 3 = I2 to I3,		SECTOR 4 = I3 to I4,		SECTOR 5 = I4 to FL,		DIFF = Difference To Personal Best Lap			
1 -		16.934	131.3	32.517	88.0	33.545		37.237	111.8	2:34.791	85.29	11.103	15:03:02.971
2 -	29.129	16.735	129.8	30.831	95.4	33.062		37.262	109.4	2:27.019	89.80	3.331	15:05:29.990
3 -	28.680	16.773	129.3	30.874	93.9	33.115		37.061	108.7	2:26.503	90.11	2.815	15:07:56.493
4 -	28.644	16.820	128.3	30.221	94.6	32.827		36.823	108.5	2:25.335	90.84	1.647	15:10:21.828
5 -	28.460	16.656	129.0	30.246	95.0	32.858		36.590	110.3	2:24.810 (3)	91.17	1.122	15:12:46.638
6 -	28.497	16.635	129.3	29.895	95.8	32.406		36.518	111.4	2:23.951 (2)	91.71	0.263	15:15:10.589
7 -	28.188	16.572	128.3	29.813	92.3	32.584		36.531	107.9	2:23.688 (1)	91.88		15:17:34.277

MCRCB BULLETIN TK244**2016 MCE British Superbike Championship - Round 1****2016 HEL Performance British Motostar Moto 3 GP & ADAC NEC****RACE 11 - BEST SPEEDS**

POS	INTERMEDIATE 1		INTERMEDIATE 2		INTERMEDIATE 3		INTERMEDIATE 4		FINISH LINE		
	NO	NAME MPH	NO	NAME MPH	NO	NAME MPH	NO	NAME MPH	NO	NAME MPH	
1			7	GEORGI	137.7	35	LODGE	97.9	7	GEORGI	114.3
2			50	DUPASQUIER	137.5	28	HINDLE	97.6	15	McMANUS	114.1
3			15	McMANUS	136.9	66	FRASER	97.2	21	KERR	113.3
4			66	FRASER	135.2	61	DUBBINK	97.2	26	SAEZ	112.9
5			26	SAEZ	134.7	11	UHRE	96.8	28	HINDLE	112.8
6			21	KERR	134.4	43	JESPERSEN	96.8	54	BURMAN	112.2
7			20	MARKLUND	134.2	26	SAEZ	96.6	66	FRASER	112.0
8			13	KOFLER	133.6	99	CAMPBELL	96.6	50	DUPASQUIER	112.0
9			98	VRIES	133.4	44	BEST	96.4	61	DUBBINK	111.8
10			19	VITS	132.6	98	VRIES	96.4	128	KOOPMAN	111.8
11			42	SLOOTEN	132.6	21	KERR	96.2	44	BEST	111.4
12			44	BEST	132.3	152	KONIG	96.2	42	SLOOTEN	111.4
13			54	BURMAN	132.3	4	GEIGER	96.1	35	LODGE	111.2
14			61	DUBBINK	132.3	22	MENDE	96.1	37	DUNNIK	111.2
15			35	LODGE	131.8	7	GEORGI	96.0	20	MARKLUND	110.9
16			128	KOOPMAN	131.3	154	FALCK	96.0	98	VRIES	110.9
17			28	HINDLE	131.0	128	KOOPMAN	95.8	154	FALCK	110.9
18			36	KROEZE	131.0	41	ORGIS	95.7	69	BOOTH-AMOS	110.7
19			45	ORGIS	131.0	50	DUPASQUIER	95.4	152	KONIG	110.7
20			65	OWENS	130.8	69	BOOTH-AMOS	95.3	22	MENDE	110.3
21			99	CAMPBELL	130.8	37	DUNNIK	95.3	41	ORGIS	110.3
22			57	ANTWEILER	130.8	30	COOK	95.0	79	CZICHOS	110.1
23			37	DUNNIK	130.3	54	BURMAN	95.0	13	KOFLER	109.9
24			152	KONIG	130.3	3	ERHARD	95.0	3	ERHARD	109.9
25			12	RENDELL	130.0	12	RENDELL	94.7	99	CAMPBELL	109.7
26			3	ERHARD	130.0	19	VITS	94.7	45	ORGIS	109.4
27			79	CZICHOS	130.0	42	SLOOTEN	94.7	19	VITS	109.2
28			69	BOOTH-AMOS	129.5	36	KROEZE	94.5	30	COOK	108.8
29			41	ORGIS	129.3	45	ORGIS	94.5	121	MEGGLE	108.7
30			49	FREITAG	129.3	79	CZICHOS	94.3	43	JESPERSEN	108.5
31			154	FALCK	129.3	121	MEGGLE	94.3	4	GEIGER	107.8
32			11	UHRE	128.5	15	McMANUS	94.1	11	UHRE	107.4
33			121	MEGGLE	128.3	13	KOFLER	92.4	27	HODGE	106.9
34			4	GEIGER	128.0	57	ANTWEILER	92.1	48	POTTER	103.4
35			22	MENDE	128.0	20	MARKLUND	91.3	147	HOLE	101.9
36			43	JESPERSEN	127.5	27	HODGE	89.8			
37			27	HODGE	127.0	147	HOLE	87.8			
38			30	COOK	127.0	48	POTTER	87.0			
39			23	LLEWELLYN	126.8	65	OWENS	62.8			
40			62	VALK	125.4						
41			48	POTTER	123.3						
42			147	HOLE	119.6						
43											
44											
45											
46											

Weather / Track : Cloudy / Dry

Silverstone GP

Circuit Length = 3.6673 miles

Start: 15:00 Flag 15:24 End: 15:26

Results can be found at www.tsl-timing.com

Printed - 15:31 Sunday, 10 April 2016

MCRCB BULLETIN TK245

2016 MCE British Superbike Championship - Round 1

2016 HEL Performance British Motostar Moto 3 GP & ADAC NEC

RACE 11 - BEST SECTORS

POS	SECTOR 1		SECTOR 2		SECTOR 3		SECTOR 4		SECTOR 5		IDEAL / BEST COMPARISON						
	NO	TIME	NO	TIME	NO	TIME	NO	TIME	NO	TIME	POS	NO	NAME	IDEAL	BEST	DIFF	
														PERFECT LAP	2:20.363		
1	26	SAE 27.557	7	GEO 16.136	26	SAE 29.164	26	SAE 31.794	7	GEO 35.712	1	26	SAEZ	2:20.577	2:20.736	0.159	
2	44	BES 27.576	44	BES 16.152	35	LOD 29.306	35	LOD 31.926	26	SAE 35.843	2	7	GEORGI	2:21.113	2:21.379	0.266	
3	7	GEO 27.783	26	SAE 16.219	44	BES 29.324	7	GEO 31.996	44	BES 36.130	3	44	BEST	2:21.243	2:21.911	0.668	
4	35	LOD 27.808	28	HIN 16.261	7	GEO 29.486	44	BES 32.061	21	KER 36.138	4	35	LODGE	2:21.542	2:22.142	0.600	
5	61	DUB 28.108	35	LOD 16.302	42	SLO 29.518	21	KER 32.241	42	SLO 36.171	5	61	DUBBINK	2:22.726	2:23.201	0.475	
6	128	KOO 28.188	61	DUB 16.322	12	REN 29.625	61	DUB 32.268	35	LOD 36.200	6	42	SLOOTEN	2:22.732	2:23.119	0.387	
7	42	SLO 28.215	15	McM 16.393	21	KER 29.638	42	SLO 32.321	61	DUB 36.292	7	21	KERR	2:22.737	2:23.386	0.649	
8	121	MEG 28.307	21	KER 16.406	43	JES 29.699	152	KON 32.352	28	HIN 36.308	8	128	KOOPMAN	2:23.440	2:23.688	0.248	
9	99	CAM 28.313	12	REN 16.407	61	DUB 29.736	128	KOO 32.406	128	KOO 36.518	9	43	JESPERSEN	2:23.820	2:24.071	0.251	
10	21	KER 28.314	50	DUP 16.453	128	KOO 29.813	43	JES 32.408	30	COO 36.653	10	121	MEGGLE	2:24.019	2:24.256	0.237	
11	50	DUP 28.325	99	CAM 16.496	30	COO 29.817	37	DUN 32.448	43	JES 36.668	11	152	KONIG	2:24.085	2:24.603	0.518	
12	15	McM 28.403	42	SLO 16.507	121	MEG 29.914	30	COO 32.511	121	MEG 36.675	12	28	HINDLE	2:24.229	2:24.623	0.394	
13	43	JES 28.429	128	KOO 16.515	152	KON 29.947	99	CAM 32.514	98	VRI 36.714	13	99	CAMPBELL	2:24.251	2:25.282	1.031	
14	19	VIT 28.459	66	FRA 16.525	4	GEI 30.097	45	ORG 32.520	4	GEI 36.741	14	30	COOK	2:24.439	2:24.665	0.226	
15	152	KON 28.486	69	BOO 16.529	99	CAM 30.129	121	MEG 32.549	152	KON 36.764	15	37	DUNNIK	2:24.645	2:25.409	0.764	
16	37	DUN 28.573	152	KON 16.536	45	ORG 30.136	3	ERH 32.664	37	DUN 36.798	16	45	ORGIS	2:24.765	2:25.285	0.520	
17	3	ERH 28.579	37	DUN 16.546	69	BOO 30.167	98	VRI 32.671	99	CAM 36.799	17	98	VRIES	2:24.863	2:25.243	0.380	
18	66	FRA 28.621	154	FAL 16.555	11	UHR 30.220	69	BOO 32.689	45	ORG 36.814	18	3	ERHARD	2:25.002	2:25.494	0.492	
19	28	HIN 28.640	98	VRI 16.559	79	CZI 30.238	28	HIN 32.708	3	ERH 36.829	19	69	BOOTH-AMOS	2:25.035	2:25.403	0.368	
20	154	FAL 28.664	65	OWE 16.561	98	VRI 30.243	19	VIT 32.723	66	FRA 36.842	20	50	DUPASQUIER	2:25.235	2:25.422	0.187	
21	98	VRI 28.676	45	ORG 16.570	154	FAL 30.245	154	FAL 32.810	69	BOO 36.890	21	154	FALCK	2:25.251	2:25.562	0.311	
22	79	CZI 28.682	4	GEI 16.573	3	ERH 30.266	66	FRA 32.857	41	ORG 36.911	22	4	GEIGER	2:25.258	2:25.883	0.625	
23	30	COO 28.707	121	MEG 16.574	37	DUN 30.280	11	UHR 32.875	15	McM 36.964	23	15	McMANUS	2:25.272	2:25.837	0.565	
24	45	ORG 28.725	43	JES 16.616	28	HIN 30.312	50	DUP 32.878	154	FAL 36.977	24	66	FRASER	2:25.333	2:26.074	0.741	
25	69	BOO 28.760	41	ORG 16.631	19	VIT 30.322	41	ORG 32.913	50	DUP 37.129	25	19	VITS	2:25.418	2:26.075	0.657	
26	41	ORG 28.826	3	ERH 16.664	41	ORG 30.415	15	McM 32.939	11	UHR 37.179	26	41	ORGIS	2:25.696	2:25.931	0.235	
27	22	MEN 28.830	19	VIT 16.668	65	OWE 30.433	79	CZI 32.948	79	CZI 37.185	27	79	CZICHOS	2:25.748	2:26.961	1.213	
28	11	UHR 28.849	79	CZI 16.695	50	DUP 30.450	4	GEI 32.991	19	VIT 37.246	28	11	UHRE	2:26.010	2:26.991	0.981	
29	4	GEI 28.856	36	KRO 16.715	66	FRA 30.488	22	MEN 33.200	22	MEN 37.287	29	22	MENDE	2:26.716	2:26.858	0.142	
30	20	MAR 29.053	20	MAR 16.729	22	MEN 30.535	20	MAR 33.554	20	MAR 37.438	30	20	MARKLUND	2:27.865	2:28.456	0.591	
31	54	BUR 29.248	30	COO 16.751	15	McM 30.573	13	KOF 33.637	13	KOF 37.463	31	13	KOFLER	2:28.611	2:29.526	0.915	
32	13	KOF 29.309	13	KOF 16.838	57	ANT 30.647	54	BUR 33.814	54	BUR 37.732	32	54	BURMAN	2:29.248	2:29.432	0.184	
33	27	HOD 29.958	22	MEN 16.864	36	KRO 30.792	27	HOD 34.519	27	HOD 38.134	33	27	HODGE	2:31.726	2:32.300	0.574	
34	147	HOL 31.395	11	UHR 16.887	20	MAR 31.091	147	HOL 35.673	147	HOL 39.382	34	147	HOLE	2:36.601	2:37.565	0.964	
35	48	POT 31.500	57	ANT 16.889	13	KOF 31.364	48	POT 36.039	48	POT 40.287	35	48	POTTER	2:38.795	2:39.956	1.161	
36			54	BUR 16.911	54	BUR 31.543											
37			49	FRE 17.066	27	HOD 32.033											
38			27	HOD 17.082	147	HOL 32.427											
39			23	LLE 17.141	48	POT 33.272											
40			62	VAL 17.603													
41			48	POT 17.697													
42			147	HOL 17.724													
43																	
44																	
45																	
46																	

Weather / Track : Cloudy / Dry

Silverstone GP

Circuit Length = 3.6673 miles

Start: 15:00 Flag 15:24 End: 15:26

Results can be found at www.tsl-timing.com

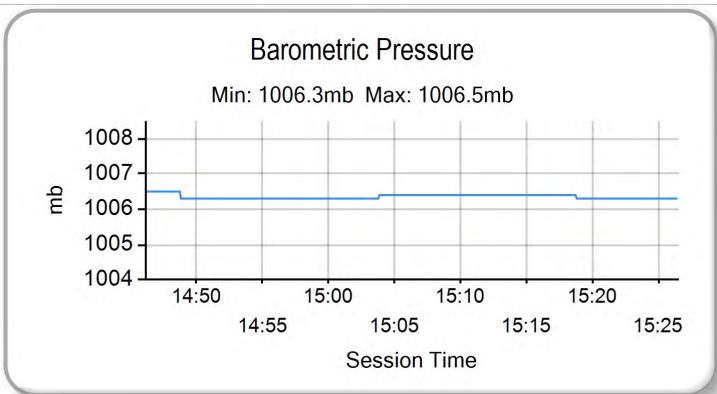
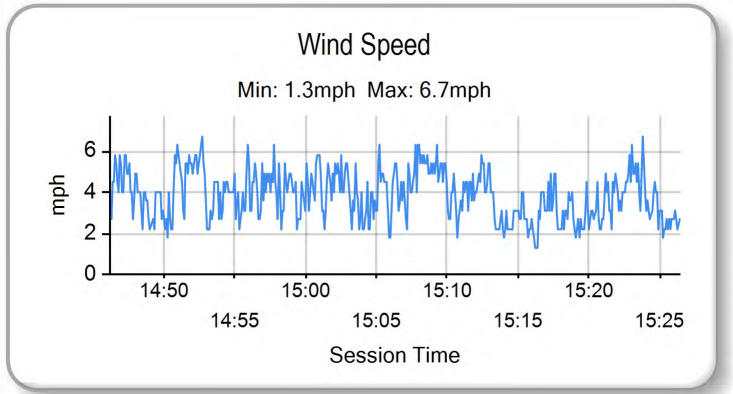
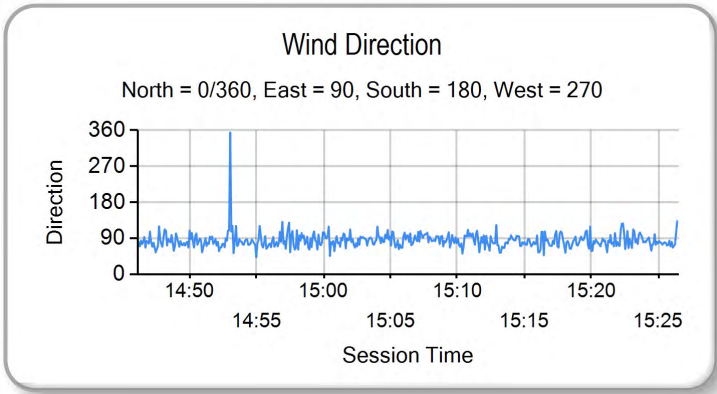
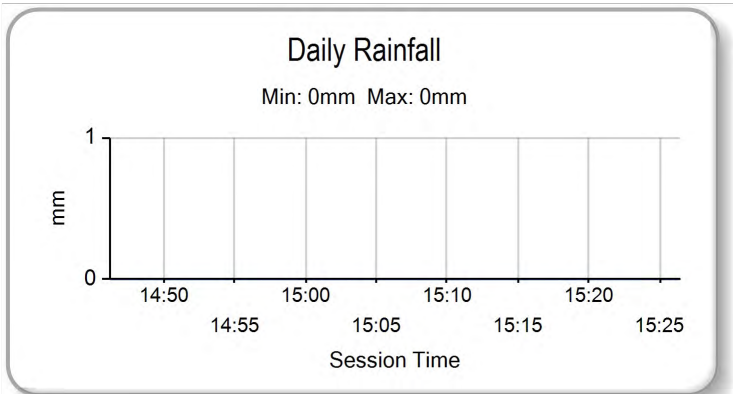
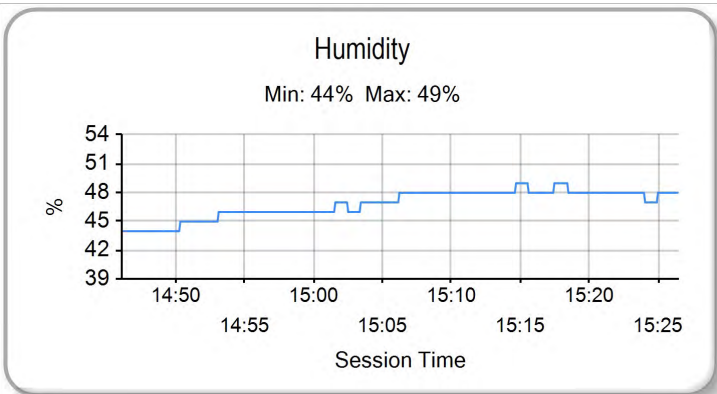
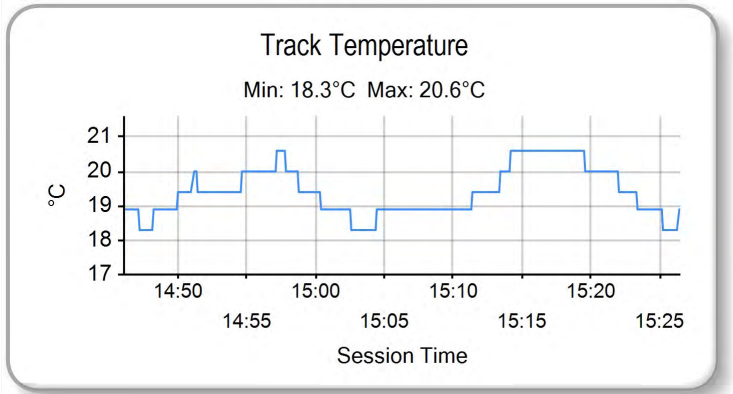
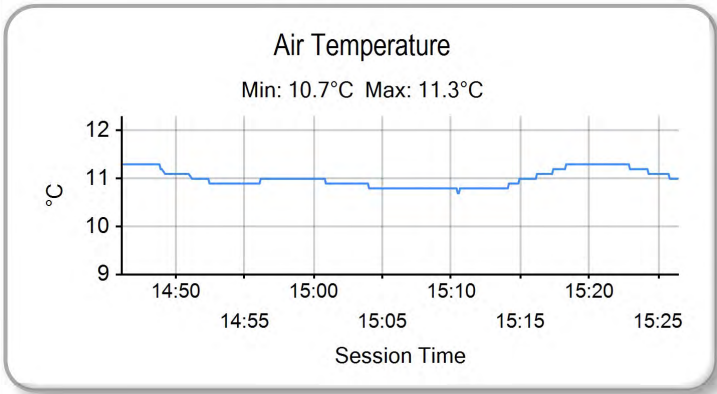
Printed - 15:31 Sunday, 10 April 2016

MCRCB BULLETIN TK246

2016 MCE British Superbike Championship - Round 1

2016 HEL Performance British Motostar Moto 3 GP & ADAC NEC

RACE 11 - WEATHER CONDITIONS



Weather / Track : Cloudy / Dry

Results can be found at www.tsl-timing.com

Silverstone GP
Circuit Length = 3.6673 miles
Start: 15:00 Flag 15:24 End: 15:26

Printed - 15:31 Sunday, 10 April 2016

MCRCB BULLETIN TK247

2016 HEL Performance British Motostar Championship

MOTO 3 GP POINTS AFTER ROUND 2

	TOTAL	GAP	DIFF	8th-10th April Silverstone	30th April-2nd May Oulton Park	20th-22nd May Brands Hatch Indy	24th-26th June Knockhill	8th-10th July Snetterton	22nd-24th July Thruxton	5th-7th August Brands Hatch GP	27th-29th August Cadwell Park	9th-11th September Oulton Park	16th-18th September Donington Park	30th Sept-2nd October Assen
Edmund BEST	27			7 20										
Charlie NESBITT	25	2		25										
Elliot LODGE	25	2	0	9 16										
Dani SAEZ	25	2	0	25										
Edward RENDELL	20	7	5	20										
Jake ARCHER	16	11	4	16										
Brian SLOOTEN	16	11	0	3 13										
Cameron FRASER	14	13	2	5 9										
Max COOK	14	13	0	4 10										
Jorel BOERBOOM	13	14	1	13										
Josh OWENS	11	16	2	11										
Richard KERR	11	16	0	11										
Vasco van der VALK	10	17	1	10										
Tom BOOTH-AMOS	9	18	1	2 7										
Mike BROUWERS	8	19	1	8										
Tomas de VRIES	8	19	0	8										
Stephen CAMPBELL	7	20	1	1 6										
Sam LLEWELLYN	6	21	1	6										
Eugene McMANUS	5	22	1	5										
Joel MARKLUND	4	23	1	4										
Sam BURMAN	3	24	1	3										
Josh HODGE	2	25	1	2										
Ewan POTTER	1	26	1	1										