



BRITISH MOTOSTAR CHAMPIONSHIP

Round 2
Oulton Park International

30th April – 2nd May 2016



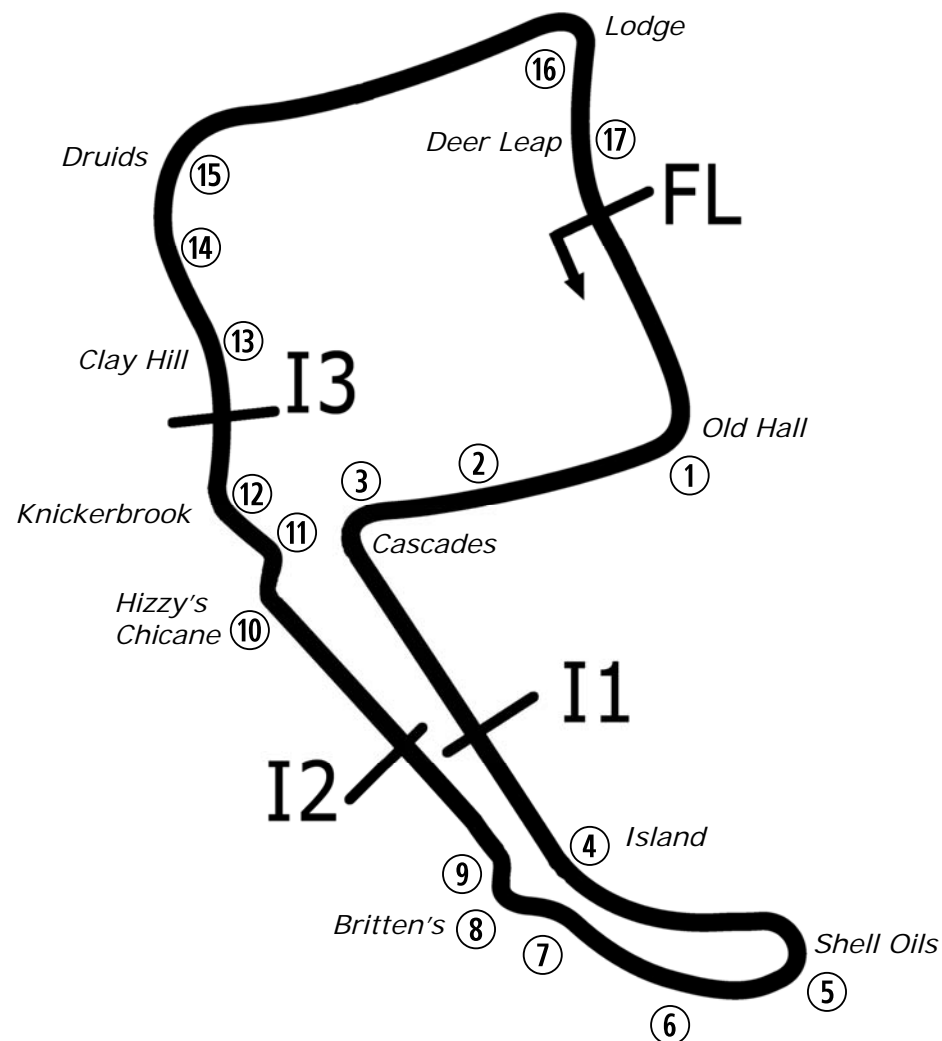
Results Provided by Timing Solutions Ltd
www.tsl-timing.com

Oulton Park International

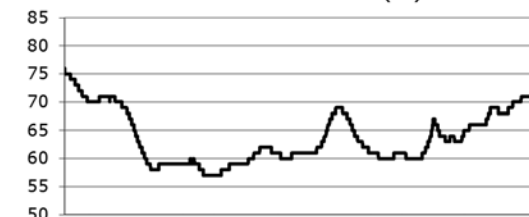


SPORTS TIMING

TIMING SOLUTIONS LTD



Circuit Altitude (m)



Length	2.6920 miles	4332.4 m	
FL		53.17997 N	2.61294 W
I1	1163m	53.17248 N	2.61631 W
I2	2295m	53.17253 N	2.61748 W
I3	3066m	53.17830 N	2.62040 W
Pit Entry	4314m	53.18011 N	2.61306 W
Pit Exit	180m after FL	53.17836 N	2.61232 W
Pit Entry-Pit Exit 199m, 11.9s @60kph, 8.9s @80kph			

Lap Records		Best Sector Information							
		Sector 1 (FL - I1)	I1 Trap (mph)	Sector 2 (I1 - I2)	I2 Trap (mph)	Sector 3 (I2 - I3)	I3 Trap (mph)	Sector 4 (I3 - FL)	FL Trap (mph)
Superbike	1:34.483	23.101	160.5	26.593	124.0	18.479	140.6	25.886	151.1
Supersport	1:37.360	23.916	147.4	27.213	116.9	19.020	130.0	26.550	141.6
Superstock 1000	1:36.778	23.744	157.5	27.519	120.6	18.832	136.3	26.610	148.5
Superstock 600	1:39.578	24.532	142.4	27.959	112.5	19.553	125.9	27.205	133.6
Motostar	1:44.044	25.708	124.5	28.818	98.8	20.417	111.6	28.715	118.1
F1 Sidecar	1:42.571	25.087	132.6	N/A	N/A	N/A	119.1	27.938	125.2
Ducati Cup	1:41.860	25.099	141.2	N/A	N/A	N/A	125.4	27.737	131.3
KTM BJ Cup	1:58.123	29.098	106.6	32.731	84.7	23.121	94.2	32.593	99.2



POS	NO	CL	PIC NAME	ENTRY	TIME	ON	LAPS	GAP	DIFF	MPH
1	2		1 Mike BROUWERS	Husqvarna - Joma / Brouwersracingteam	1:59.279	2	9			81.24
2	12		2 Edward RENDELL	Ten Kate Honda - Banks Racing	2:01.586	4	5	2.307	2.307	79.70
3	65		3 Josh OWENS	Kalex KTM - JPL Racing	2:01.899	8	9	2.620	0.313	79.50
4	26		4 Dani SAEZ	Honda - GA Competition	2:02.096	9	9	2.817	0.197	79.37
5	69		5 Tom BOOTH-AMOS	Tigcraft - FAB Racing	2:03.733	3	8	4.454	1.637	78.32
6	47		6 Jake ARCHER	KTM FTR - City Lifting / RS Racing	2:05.285	3	7	6.006	1.552	77.35
7	15		7 Eugene McMANUS	KTM - CD / IC Racing	2:05.296	9	9	6.017	0.011	77.34
8	62		8 Vasco van der VALK	Honda - GA Competition / vasco62.nl	2:05.756	4	9	6.477	0.460	77.06
9	21		9 Richard KERR	KTM - North West Racing	2:05.871	4	8	6.592	0.115	76.99
10	72	S	1 Cameron HORSMAN	Honda NSF - FAB-Racing	2:07.151	4	8	7.872	1.280	76.21
11	25	S	2 Thomas STRUDWICK	Honda NSF - Case Moto3	2:07.221	8	9	7.942	0.070	76.17
12	7	S	3 TJ TOMS	Honda NSF - Wilson Racing	2:07.221	7	7	7.942	0.000	76.17
13	3	S	4 Mark CLAYTON	Honda NSF - SP125	2:07.622	4	8	8.343	0.401	75.93
14	30		10 Max COOK	Repli-Cast - Repli-Cast UK Racing	2:07.856	5	9	8.577	0.234	75.79
15	86		11 Charlie NESBITT	KTM - e3 motorsport / Redline KTM	2:08.032	8	8	8.753	0.176	75.69
16	34	S	5 Liam DELVES	Honda NSF - Crucials Sauce / Banks Racing	2:08.873	8	9	9.594	0.841	75.20
17	52		12 Jorel BOERBOOM	Kalex KTM - FPW Racing	2:08.935	4	5	9.656	0.062	75.16
18	64	S	6 Asher DURHAM	Honda NSF - Cresswell Racing	2:09.437	8	9	10.158	0.502	74.87
19	35		13 Elliot LODGE	Honda - Essential Team Racing / SP125	2:09.580	3	4	10.301	0.143	74.79
20	11	S	7 Dan JONES	Honda NSF - Jones Brothers Racing	2:10.114	4	8	10.835	0.534	74.48
21	54		14 Sam BURMAN	KTM - TeamWNT / Burman Racing	2:10.479	4	6	11.200	0.365	74.27
22	79	S	8 Storm STACEY	Honda NSF - Repli-Cast UK Racing	2:10.864	4	4	11.585	0.385	74.05
23	98		15 Tomas de VRIES	Honda - DAT Racing	2:11.036	4	8	11.757	0.172	73.95
24	99		16 Stephen CAMPBELL	Honda - Campbell Racing	2:11.072	4	6	11.793	0.036	73.93

QUALIFYING LAPTIME (110.0% of 1:59.279) = 2:11.206

25	66		17 Cameron FRASER	Kalex KTM - FPW Racing	2:11.996	4	5	12.717	0.924	73.42
26	56	S	9 Charlie ATKINS	Honda NSF - Wilson Racing	2:12.454	6	7	13.175	0.458	73.16
27	24	S	10 Shane FABER	Honda NSF - Shane Faber Racing	2:12.618	8	9	13.339	0.164	73.07
28	28		18 Lee HINDLE	KTM - JH Motorsport	2:12.654	3	3	13.375	0.036	73.05
29	22	S	11 Tasia RODINK	Honda NSF - GA Competition	2:14.593	3	8	15.314	1.939	72.00
30	48		19 Ewan POTTER	Honda -	2:18.327	6	6	19.048	3.734	70.06
31	16	S	12 Connall COURTNEY	Honda NSF - Team ILR	2:20.596	8	8	21.317	2.269	68.93

Weather / Track : Changeable / Wet

These results are provisional until the conclusion of any judicial and technical matters.

Oulton Park International
Circuit Length = 2.6920 miles
Start: 11:05 Flag 11:25 End: 11:28

Race Director :	Stewards :	Timekeeper :
-----------------	------------	--------------

Results can be found at www.britishsuperbike.com

Printed - 11:32 Saturday, 30 April 2016



MCRCB BULLETIN TK017

2016 MCE British Superbike Championship - Round 2

2016 HEL Performance British Motostar Championship

FREE PRACTICE 1 - SECTOR ANALYSIS

SECTOR 1 = FL to I1, SECTOR 2 = I1 to I2 SECTOR 3 = I2 to I3, SECTOR 4 = I3 to FL, DIFF = Difference To Personal Best Lap

P1		2		Mike BROUWERS				Husqvarna - Joma / Brouwersracingteam					
IDEAL LAP TIME : 2:03.355		BEST LAP TIME : 1:59.279		DIFFERENCE : -4.076									
LAP	SECTOR 1	SECTOR 2		SECTOR 3		SECTOR 4		LAP TIME	MPH	DIFF	TIME OF DAY		
1 -											11:07:26.487		
2 -								1:59.279 (1)	81.24		11:09:25.766		
3 -								2:12.505	73.13	13.226	11:11:38.271		
4 -								2:04.796	77.65	5.517	11:13:43.067		
5 -							IN PIT	2:10.011	P	74.54	10.732	11:15:53.078	
6 -	OUTLAP	88.6	40.137	80.3	27.039	88.7	34.580	103.5	4:02.124	40.02	2:02.845	11:19:55.203	
7 -	31.614	108.9	35.598	86.7	25.034	98.3	33.325	105.1	2:05.571	77.17	6.292	11:22:00.774	
8 -	30.667	109.6	34.963	85.2	24.755	99.4	33.299	105.3	2:03.684	(3)	78.35	4.405	11:24:04.458
9 -	30.527	110.5	34.774	86.5	24.917	99.5	33.464	105.0	2:03.682	(2)	78.35	4.403	11:26:08.140

P2		12		Edward RENDELL				Ten Kate Honda - Banks Racing					
IDEAL LAP TIME : 2:01.269		BEST LAP TIME : 2:01.586		DIFFERENCE : 0.317									
LAP	SECTOR 1	SECTOR 2		SECTOR 3		SECTOR 4		LAP TIME	MPH	DIFF	TIME OF DAY		
1 -	OUTLAP	99.7	37.631	79.8	27.070	87.6	IN PIT		P		11:08:15.719		
2 -	OUTLAP	103.5	36.676	84.7	25.682	98.1	33.768	105.1	2:56.326	54.96	54.740	11:11:12.045	
3 -	31.448	108.5	34.966	85.5	24.262	99.7	33.140	105.0	2:03.816	(2)	78.27	2.230	11:13:15.861
4 -	30.622	110.1	33.838	88.8	24.057	99.5	33.069	104.5	2:01.586 (1)	79.70			11:15:17.447
5 -	30.305	109.2	34.301	87.9	24.085	99.5	IN PIT		2:08.075	P	75.66	6.489	11:17:25.522

P3		65		Josh OWENS				Kalex KTM - JPL Racing					
IDEAL LAP TIME : 2:01.690		BEST LAP TIME : 2:01.899		DIFFERENCE : 0.209									
LAP	SECTOR 1	SECTOR 2		SECTOR 3		SECTOR 4		LAP TIME	MPH	DIFF	TIME OF DAY		
1 -	OUTLAP	98.1	43.068	85.8	27.363	98.5	36.619	102.7				11:09:06.117	
2 -	32.677	112.5	36.775	90.9	25.533	100.7	34.343	106.3	2:09.328	74.93	7.429	11:11:15.445	
3 -	31.690	112.7	35.576	91.3	24.639	100.3	33.414	108.2	2:05.319	77.33	3.420	11:13:20.764	
4 -	31.108	113.9	34.803	91.5	24.355	102.2	33.547	107.8	2:03.813	78.27	1.914	11:15:24.577	
5 -	30.796	112.9	34.388	90.9	24.155	102.7	34.013	105.5	2:03.352	(3)	78.56	1.453	11:17:27.929
6 -	31.552	111.2	34.931	91.8	24.405	102.1	33.533	107.7	2:04.421	77.89	2.522	11:19:32.350	
7 -	30.644	113.5	34.528	90.3	24.303	102.7	33.300	106.8	2:02.775	(2)	78.93	0.876	11:21:35.125
8 -	30.310	113.9	34.463	90.3	24.289	102.9	32.837	108.7	2:01.899 (1)	79.50			11:23:37.024
9 -	30.940	114.5	36.191	74.4	24.764	103.4	33.091	107.0	2:04.986	77.53	3.087	11:25:42.010	

P4		26		Dani SAEZ				Honda - GA Competition					
IDEAL LAP TIME : 2:01.409		BEST LAP TIME : 2:02.096		DIFFERENCE : 0.687									
LAP	SECTOR 1	SECTOR 2		SECTOR 3		SECTOR 4		LAP TIME	MPH	DIFF	TIME OF DAY		
1 -	OUTLAP	104.8	41.016	87.1	25.679	100.0	IN PIT		P		11:07:34.306		
2 -	OUTLAP	112.2	36.823	90.8	25.188	101.5	34.407	108.5	3:22.989	47.74	1:20.893	11:10:57.295	
3 -	31.726	113.1	35.013	90.8	24.432	102.7	33.052	109.1	2:04.223	78.01	2.127	11:13:01.518	
4 -	30.551	114.3	34.120	91.5	24.014	103.4	33.492	108.0	2:02.177	(2)	79.32	0.081	11:15:03.695
5 -	30.564	113.5	34.228	92.1	24.146	102.9	34.077	106.8	2:03.015	(3)	78.78	0.919	11:17:06.710
6 -	32.021	113.1	35.405	92.1	25.049	101.9	33.771	107.3	2:06.246	76.76	4.150	11:19:12.956	
7 -	31.509	113.9	36.148	91.5	25.650	101.2	33.555	106.5	2:06.862	76.39	4.766	11:21:19.818	
8 -	31.256	113.5	35.158	89.4	24.582	101.3	33.246	106.5	2:04.242	78.00	2.146	11:23:24.060	
9 -	30.242	114.7	34.533	90.4	24.288	103.0	33.033	107.3	2:02.096 (1)	79.37			11:25:26.156

P5		69		Tom BOOTH-AMOS				Tigcraft - FAB Racing					
IDEAL LAP TIME : 2:03.162		BEST LAP TIME : 2:03.733		DIFFERENCE : 0.571									
LAP	SECTOR 1	SECTOR 2		SECTOR 3		SECTOR 4		LAP TIME	MPH	DIFF	TIME OF DAY		
1 -	OUTLAP	103.2	37.435	85.3	26.056	94.2	35.452	100.6				11:09:54.865	
2 -	32.198	106.0	36.548	87.4	25.172	97.1	34.187	103.5	2:08.105	75.65	4.372	11:12:02.970	
3 -	31.101	105.5	35.019	87.4	24.490	99.4	33.123	104.3	2:03.733 (1)	78.32		11:14:06.703	
4 -	31.698	107.8	34.448	87.1	24.539	97.9	34.365	101.9	2:05.050	(2)	77.49	1.317	11:16:11.753
5 -	31.583	106.5	35.254	87.2	25.009	95.4	34.777	101.8	2:06.623	(3)	76.53	2.890	11:18:18.376
6 -	31.949	107.3	36.053	86.5	25.279	96.9	34.300	103.4	2:07.581	75.96	3.848	11:20:25.957	
7 -	31.870	107.8	37.133	83.3	26.135	96.6	IN PIT		2:15.913	P	71.30	12.180	11:22:41.870
8 -	OUTLAP	106.6	35.346	86.0	24.997	97.3	34.053	103.0	2:28.982	65.05	25.249	11:25:10.852	

Weather / Track : Changeable / Wet

Oulton Park International
Circuit Length = 2.6920 miles
Start: 11:05 Flag 11:25 End: 11:28

MCRCB BULLETIN TK017

2016 MCE British Superbike Championship - Round 2

2016 HEL Performance British Motostar Championship

FREE PRACTICE 1 - SECTOR ANALYSIS

SECTOR 1 = FL to I1, SECTOR 2 = I1 to I2 SECTOR 3 = I2 to I3, SECTOR 4 = I3 to FL, DIFF = Difference To Personal Best Lap

P6 47		Jake ARCHER				KTM FTR - City Lifting / RS Racing						
IDEAL LAP TIME : 2:04.835		BEST LAP TIME : 2:05.285				DIFFERENCE : 0.450						
LAP	SECTOR 1	SECTOR 2		SECTOR 3		SECTOR 4		LAP TIME	MPH	DIFF	TIME OF DAY	
1 -	OUTLAP	113.3	37.002	89.2	26.514	103.5	33.882	109.2			11:08:32.536	
2 -	31.772	117.1	35.575	94.3	25.475	103.8	32.845	110.5	2:05.667 (2)	77.11	0.382	11:10:38.203
3 -	31.719	115.9	35.028	92.1	25.243	103.8	33.295	109.1	2:05.285 (1)	77.35		11:12:43.488
4 -	32.610	102.7	36.509	90.1	26.105	97.3	IN PIT		2:14.988 P	71.79	9.703	11:14:58.476
5 -	OUTLAP	112.4	37.268	91.1	26.889	92.5	36.293	101.3	3:09.493	51.14	1:04.208	11:18:07.969
6 -	33.759	113.9	37.822	72.7	39.388	92.5	35.246	104.2	2:26.215 (3)	66.28	20.930	11:20:34.184
7 -	34.213	115.5	37.254	88.6	26.541	101.6	IN PIT		2:18.973 P	69.73	13.688	11:22:53.157

P7 15		Eugene McMANUS				KTM - CD / IC Racing						
IDEAL LAP TIME : 2:05.296		BEST LAP TIME : 2:05.296				DIFFERENCE : 0.000						
LAP	SECTOR 1	SECTOR 2		SECTOR 3		SECTOR 4		LAP TIME	MPH	DIFF	TIME OF DAY	
1 -	OUTLAP	108.2	41.431	91.3	26.201	96.9	37.034	107.5			11:07:32.936	
2 -	34.737	99.4	39.699	89.3	25.960	101.9	36.846	107.0	2:17.242	70.61	11.946	11:09:50.178
3 -	34.311	113.7	38.583	89.9	25.037	100.7	36.317	109.8	2:14.248	72.18	8.952	11:12:04.426
4 -	32.407	115.9	37.338	90.8	25.267	101.8	35.677	109.1	2:10.689	74.15	5.393	11:14:15.115
5 -	33.045	115.7	37.402	90.4	26.037	96.5	IN PIT		2:22.177 P	68.16	16.881	11:16:37.292
6 -	OUTLAP	114.5	37.071	89.8	25.666	100.0	35.579	109.1	3:01.111	53.51	55.815	11:19:38.403
7 -	32.125	115.3	37.887	89.9	24.925	103.4	34.827	109.4	2:09.764 (3)	74.68	4.468	11:21:48.167
8 -	31.527	116.7	36.175	91.4	24.664	104.0	34.345	109.6	2:06.711 (2)	76.48	1.415	11:23:54.878
9 -	31.045	117.5	35.683	92.5	24.411	104.5	34.157	110.1	2:05.296 (1)	77.34		11:26:00.174

P8 62		Vasco van der VALK				Honda - GA Competition / vasco62.nl						
IDEAL LAP TIME : 2:04.120		BEST LAP TIME : 2:05.756				DIFFERENCE : 1.636						
LAP	SECTOR 1	SECTOR 2		SECTOR 3		SECTOR 4		LAP TIME	MPH	DIFF	TIME OF DAY	
1 -	OUTLAP	102.1	40.257	83.8	27.381	97.1	IN PIT					11:07:33.749
2 -	OUTLAP	108.5	37.944	88.6	25.962	99.1	34.474	105.8	3:04.184	52.61	58.428	11:10:37.933
3 -	32.445	107.0	35.540	88.8	24.966	101.8	33.166	108.7	2:06.117 (2)	76.84	0.361	11:12:44.050
4 -	31.663	110.1	34.891	90.6	25.087	102.2	34.115	107.7	2:05.756 (1)	77.06		11:14:49.806
5 -	31.097	109.8	34.981	89.2	25.471	99.4	IN PIT		2:15.416 P	71.56	9.660	11:17:05.222
6 -	OUTLAP	109.1	37.179	87.3	26.210	99.2	34.773	103.2	3:16.055	49.43	1:10.299	11:20:21.277
7 -	32.372	109.4	37.771	88.8	26.070	100.4	34.564	105.5	2:10.777	74.10	5.021	11:22:32.054
8 -	31.982	109.8	35.817	87.7	25.625	100.1	33.859	105.8	2:07.283 (3)	76.13	1.527	11:24:39.337
9 -	31.739	108.0	36.220	83.6	25.583	100.0	34.409	104.2	2:07.951	75.74	2.195	11:26:47.288

P9 21		Richard KERR				KTM - North West Racing						
IDEAL LAP TIME : 2:04.035		BEST LAP TIME : 2:05.871				DIFFERENCE : 1.836						
LAP	SECTOR 1	SECTOR 2		SECTOR 3		SECTOR 4		LAP TIME	MPH	DIFF	TIME OF DAY	
1 -	OUTLAP	106.1	41.736	87.6	27.502	89.5	36.851	107.8				11:07:56.375
2 -	32.660	113.3	37.565	91.0	25.446	101.9	IN PIT		2:15.990 P	71.26	10.119	11:10:12.365
3 -	OUTLAP	112.5	37.752	90.6	25.402	101.2	34.118	109.6	2:59.903	53.86	54.032	11:13:12.268
4 -	31.457	112.9	36.167	91.4	25.157	104.2	33.090	109.2	2:05.871 (1)	76.99		11:15:18.139
5 -	30.583	112.5	35.205	92.9	28.860	102.1	34.455	108.9	2:09.103 (3)	75.06	3.232	11:17:27.242
6 -	32.245	102.4	36.208	92.0	25.262	102.7	33.528	110.1	2:07.243 (2)	76.16	1.372	11:19:34.485
7 -	31.546	110.3	38.232	90.3	25.902	103.0	IN PIT		2:16.656 P	70.91	10.785	11:21:51.141
8 -	OUTLAP	109.4	37.703	88.3	25.353	103.2	34.286	105.8	3:32.310	45.64	1:26.439	11:25:23.451

P10 72 S		Cameron HORSMAN				Honda NSF - FAB-Racing						
IDEAL LAP TIME : 2:06.380		BEST LAP TIME : 2:07.151				DIFFERENCE : 0.771						
LAP	SECTOR 1	SECTOR 2		SECTOR 3		SECTOR 4		LAP TIME	MPH	DIFF	TIME OF DAY	
1 -	OUTLAP	94.9	40.254	86.3	25.731	95.8	IN PIT					11:09:34.449
2 -	OUTLAP	108.9	36.569	88.0	24.890	98.9	IN PIT		2:39.083 P	60.91	31.932	11:12:13.532
3 -	OUTLAP	108.2	36.474	88.0	25.224	98.3	34.776	104.3	2:43.258	59.36	36.107	11:14:56.790
4 -	31.767	109.1	35.825	87.8	24.688	99.5	34.871	103.2	2:07.151 (1)	76.21		11:17:03.941
5 -	31.909	108.5	36.019	87.6	25.360	98.2	34.753	104.8	2:08.041 (3)	75.68	0.890	11:19:11.982
6 -	32.224	108.4	36.117	87.2	26.264	99.1	34.222	105.1	2:08.827	75.22	1.676	11:21:20.809

Weather / Track : Changeable / Wet

Oulton Park International
Circuit Length = 2.6920 miles
Start: 11:05 Flag 11:25 End: 11:28

MCRCB BULLETIN TK017

2016 MCE British Superbike Championship - Round 2

2016 HEL Performance British Motostar Championship

FREE PRACTICE 1 - SECTOR ANALYSIS

SECTOR 1 = FL to I1, SECTOR 2 = I1 to I2 SECTOR 3 = I2 to I3, SECTOR 4 = I3 to FL, DIFF = Difference To Personal Best Lap

7 -	31.939	110.1	36.354	86.0	25.580	98.9	34.220	104.2	2:08.093	75.65	0.942	11:23:28.902
8 -	31.651	109.4	35.963	87.7	25.389	98.8	34.216	104.8	2:07.219 (2)	76.17	0.068	11:25:36.121

P11		25 S		Thomas STRUDWICK				Honda NSF - Case Moto3				
IDEAL LAP TIME : 2:06.653		BEST LAP TIME : 2:07.221				DIFFERENCE : 0.568						
LAP	SECTOR 1	SECTOR 2		SECTOR 3		SECTOR 4		LAP TIME	MPH	DIFF	TIME OF DAY	
1 -	OUTLAP	98.6	44.579	84.0	29.757	76.1	IN PIT		P		11:07:44.993	
2 -	OUTLAP	101.9	41.521	87.1	27.215	90.3	35.131	105.0	2:55.943	55.08	48.722	11:10:40.936
3 -	33.217	110.1	38.354	88.8	26.319	97.8	34.884	104.2	2:12.774	72.99	5.553	11:12:53.710
4 -	32.576	110.0	37.522	89.2	26.005	98.6	34.453	107.0	2:10.556	74.23	3.335	11:15:04.266
5 -	31.630	110.1	36.627	90.4	25.183	101.6	34.018	103.8	2:07.458 (2)	76.03	0.237	11:17:11.724
6 -	32.081	109.8	37.472	89.5	25.595	101.2	34.957	102.2	2:10.105	74.48	2.884	11:19:21.829
7 -	32.298	110.5	37.275	87.3	26.076	100.1	34.124	105.1	2:09.773 (3)	74.67	2.552	11:21:31.602
8 -	31.403	111.2	36.762	89.8	25.616	101.3	33.440	106.6	2:07.221 (1)	76.17		11:23:38.823
9 -	32.510	111.1	36.803	88.8	26.063	87.2	36.353	105.8	2:11.729	73.57	4.508	11:25:50.552

P12		7 S		TJ TOMS				Honda NSF - Wilson Racing				
IDEAL LAP TIME : 2:06.570		BEST LAP TIME : 2:07.221				DIFFERENCE : 0.651						
LAP	SECTOR 1	SECTOR 2		SECTOR 3		SECTOR 4		LAP TIME	MPH	DIFF	TIME OF DAY	
1 -	OUTLAP	104.0	40.681	88.7	26.480	87.7	36.831	104.6			11:11:55.342	
2 -	32.366	109.8	38.336	90.1	25.068	97.3	34.463	104.5	2:10.233 (3)	74.41	3.012	11:14:05.575
3 -	33.085	111.6	35.804	88.5	24.795	100.3	34.871	104.6	2:08.555 (2)	75.38	1.334	11:16:14.130
4 -	31.984	109.6	36.946	89.1	25.431	98.3	IN PIT		2:17.806 P	70.32	10.585	11:18:31.936
5 -	OUTLAP	108.4	38.423	89.1	26.605	98.9	36.152	104.0	3:21.656	48.05	1:14.435	11:21:53.592
6 -	32.403	110.3	37.333	89.1	25.612	99.1	35.374	104.6	2:10.722	74.13	3.501	11:24:04.314
7 -	31.508	111.2	36.041	89.0	25.148	99.5	34.524	105.6	2:07.221 (1)	76.17		11:26:11.535

P13		3 S		Mark CLAYTON				Honda NSF - SP125				
IDEAL LAP TIME : 2:06.519		BEST LAP TIME : 2:07.622				DIFFERENCE : 1.103						
LAP	SECTOR 1	SECTOR 2		SECTOR 3		SECTOR 4		LAP TIME	MPH	DIFF	TIME OF DAY	
1 -	OUTLAP	105.0	39.716	86.4	26.983	97.2	36.090	103.7			11:10:31.784	
2 -	32.640	105.8	36.862	88.5	26.035	98.3	35.010	104.2	2:10.547 (3)	74.23	2.925	11:12:42.331
3 -	31.697	108.9	36.121	88.1	25.351	99.5	34.689	104.5	2:07.858 (2)	75.79	0.236	11:14:50.189
4 -	31.484	110.1	34.995	88.0	25.522	99.7	35.621	102.6	2:07.622 (1)	75.93		11:16:57.811
5 -	32.230	109.1	36.150	87.7	26.341	97.9	36.603	102.9	2:11.324	73.79	3.702	11:19:09.135
6 -	32.743	108.9	37.197	88.4	27.843	87.6	35.872	104.3	2:13.655	72.50	6.033	11:21:22.790
7 -	31.956	110.3	37.475	83.5	26.658	98.2	35.405	103.8	2:11.494	73.70	3.872	11:23:34.284
8 -	32.501	99.7	37.643	86.7	26.169	98.8	35.349	104.2	2:11.662	73.60	4.040	11:25:45.946

P14		30		Max COOK				Repli-Cast - Repli-Cast UK Racing				
IDEAL LAP TIME : 2:06.978		BEST LAP TIME : 2:07.856				DIFFERENCE : 0.878						
LAP	SECTOR 1	SECTOR 2		SECTOR 3		SECTOR 4		LAP TIME	MPH	DIFF	TIME OF DAY	
1 -	OUTLAP	98.1	42.449	84.9	29.117	79.2	38.350	100.4			11:07:36.936	
2 -	34.392	105.3	38.740	88.0	26.137	93.4	35.309	104.3	2:14.578	72.01	6.722	11:09:51.514
3 -	34.016	110.1	37.896	87.3	25.652	92.1	34.487	105.8	2:12.051	73.39	4.195	11:12:03.565
4 -	31.869	110.3	36.068	88.4	24.989	96.5	34.939	103.5	2:07.865 (2)	75.79	0.009	11:14:11.430
5 -	32.388	110.3	36.027	86.8	25.079	98.8	34.362	101.5	2:07.856 (1)	75.79		11:16:19.286
6 -	33.002	108.4	36.724	86.5	25.670	94.2	IN PIT		2:21.138 P	68.66	13.282	11:18:40.424
7 -	OUTLAP	108.5	37.599	84.0	26.098	94.3	34.466	103.4	3:35.860	44.89	1:28.004	11:22:16.284
8 -	32.105	110.7	36.687	83.2	25.589	95.1	34.093	102.9	2:08.474 (3)	75.43	0.618	11:24:24.758
9 -	32.171	110.9	38.636	81.4	25.859	94.7	34.577	101.6	2:11.243	73.84	3.387	11:26:36.001

P15		86		Charlie NESBITT				KTM - e3 motorsport / Redline KTM				
IDEAL LAP TIME : 2:07.727		BEST LAP TIME : 2:08.032				DIFFERENCE : 0.305						
LAP	SECTOR 1	SECTOR 2		SECTOR 3		SECTOR 4		LAP TIME	MPH	DIFF	TIME OF DAY	
1 -	OUTLAP	92.3	40.687	78.5	27.967	91.4	36.531	101.0			11:10:24.222	
2 -	33.563	109.2	38.508	85.9	26.230	95.5	35.651	103.7	2:13.952	72.34	5.920	11:12:38.174
3 -	33.118	102.6	37.597	84.6	28.214	95.7	34.985	99.8	2:13.914	72.36	5.882	11:14:52.088
4 -	32.710	103.7	37.288	85.7	26.532	95.4	36.225	101.0	2:12.755	73.00	4.723	11:17:04.843

Weather / Track : Changeable / Wet

Oulton Park International
Circuit Length = 2.6920 miles
Start: 11:05 Flag 11:25 End: 11:28

MCRCB BULLETIN TK017

2016 MCE British Superbike Championship - Round 2

2016 HEL Performance British Motostar Championship

FREE PRACTICE 1 - SECTOR ANALYSIS

SECTOR 1 = FL to I1, SECTOR 2 = I1 to I2 SECTOR 3 = I2 to I3, SECTOR 4 = I3 to FL, DIFF = Difference To Personal Best Lap

5 -	32.689	110.9	36.428	90.0	26.011	101.5	34.634	105.0	2:09.762	(3)	74.68	1.730	11:19:14.605
6 -	32.079	112.0	36.839	87.9	25.752	101.6	34.150	107.0	2:08.820	(2)	75.23	0.788	11:21:23.425
7 -	32.361	110.7	37.288	89.0	26.059	100.7	35.462	102.4	2:11.170		73.88	3.138	11:23:34.595
8 -	32.227	114.3	36.585	89.8	25.255	102.4	33.965	108.0	2:08.032	(1)	75.69		11:25:42.627

P16		34 S		Liam DELVES		Honda NSF - Crucials Sauce / Banks Racing								
IDEAL LAP TIME : 2:08.220		BEST LAP TIME : 2:08.873		DIFFERENCE : 0.653										
LAP	SECTOR 1	SECTOR 2	SECTOR 3	SECTOR 4	LAP TIME	MPH	DIFF	TIME OF DAY						
1 -	OUTLAP	102.2	40.194	84.5	27.532	92.9	36.553	101.2					11:07:56.422	
2 -		33.878	104.3	37.209	86.2	25.772	96.6	34.347	101.8	2:11.206	73.86	2.333	11:10:07.628	
3 -		32.823	103.7	36.508	86.2	25.856	96.6	IN PIT		2:20.376	P	69.03	11.503	11:12:28.004
4 -	OUTLAP	99.8	37.824	82.9	25.473	96.5	35.262	99.7	3:18.524		48.81	1:09.651	11:15:46.528	
5 -		33.316	105.0	37.284	86.7	26.281	94.6	35.825	102.4	2:12.706	73.02	3.833	11:17:59.234	
6 -		34.018	105.1	38.032	84.5	26.239	96.6	34.793	102.6	2:13.082	72.82	4.209	11:20:12.316	
7 -		32.558	108.2	37.183	86.9	26.014	96.9	35.290	105.1	2:11.045	(3)	73.95	2.172	11:22:23.361
8 -		32.315	108.5	36.396	86.0	25.781	97.3	34.381	103.8	2:08.873	(1)	75.20		11:24:32.234
9 -		32.004	107.7	36.818	86.1	25.697	96.2	34.975	103.5	2:09.494	(2)	74.83	0.621	11:26:41.728

P17		52		Jorel BOERBOOM		Kalex KTM - FPW Racing								
IDEAL LAP TIME : 2:08.088		BEST LAP TIME : 2:08.935		DIFFERENCE : 0.847										
LAP	SECTOR 1	SECTOR 2	SECTOR 3	SECTOR 4	LAP TIME	MPH	DIFF	TIME OF DAY						
1 -	OUTLAP	107.2	42.818	82.8	28.333	92.0	36.730	108.0					11:09:31.309	
2 -		32.768	113.3	38.800	86.1	26.180	100.4	35.181	109.8	2:12.929	(3)	72.90	3.994	11:11:44.238
3 -		32.714	113.1	37.300	87.6	25.465	101.0	33.790	106.8	2:09.269	(2)	74.97	0.334	11:13:53.507
4 -		32.301	111.4	36.532	86.7	25.653	99.5	34.449	108.0	2:08.935	(1)	75.16		11:16:02.442
5 -						44.2		IN PIT		2:37.085	P	61.69	28.150	11:18:39.527

P18		64 S		Asher DURHAM		Honda NSF - Cresswell Racing								
IDEAL LAP TIME : 2:09.054		BEST LAP TIME : 2:09.437		DIFFERENCE : 0.383										
LAP	SECTOR 1	SECTOR 2	SECTOR 3	SECTOR 4	LAP TIME	MPH	DIFF	TIME OF DAY						
1 -	OUTLAP	100.9	45.645	68.4	30.696	82.5	37.889	102.4					11:09:25.765	
2 -		35.178	106.5	38.860	88.8	27.391	88.0	36.349	102.7	2:17.778	70.33	8.341	11:11:43.543	
3 -		33.704	108.5	37.199	89.3	26.035	99.4	34.769	104.3	2:11.707	73.58	2.270	11:13:55.250	
4 -		32.849	110.0	36.515	88.3	26.634	97.3	35.453	102.7	2:11.451	(3)	73.72	2.014	11:16:06.701
5 -		33.201	107.8	36.991	88.7	26.707	84.7	36.076	101.0	2:12.975	72.88	3.538	11:18:19.676	
6 -		33.313	108.4	37.284	87.4	27.000	97.2	35.925	101.2	2:13.522	72.58	4.085	11:20:33.198	
7 -		33.818	109.1	36.816	88.6	26.392	97.9	34.661	103.0	2:11.687	73.59	2.250	11:22:44.885	
8 -		32.627	110.7	36.281	88.4	26.123	96.9	34.406	104.0	2:09.437	(1)	74.87		11:24:54.322
9 -		32.332	109.1	36.600	87.2	26.314	98.2	34.436	103.4	2:09.682	(2)	74.73	0.245	11:27:04.004

P19		35		Elliot LODGE		Honda - Essential Team Racing / SP125								
IDEAL LAP TIME : 2:09.307		BEST LAP TIME : 2:09.580		DIFFERENCE : 0.273										
LAP	SECTOR 1	SECTOR 2	SECTOR 3	SECTOR 4	LAP TIME	MPH	DIFF	TIME OF DAY						
1 -	OUTLAP	106.3	40.646	85.2	26.862	96.8	35.295	106.0					11:10:22.229	
2 -		32.778	109.8	37.488	86.5	25.962	98.1	35.328	105.8	2:11.556	(2)	73.66	1.976	11:12:33.785
3 -		32.015	110.3	36.638	86.3	25.963	98.5	34.964	106.1	2:09.580	(1)	74.79		11:14:43.365
4 -		31.837	109.4	36.544	86.9	26.490	97.8	IN PIT		2:18.997	P	69.72	9.417	11:17:02.362

P20		11 S		Dan JONES		Honda NSF - Jones Brothers Racing								
IDEAL LAP TIME : 2:07.968		BEST LAP TIME : 2:10.114		DIFFERENCE : 2.146										
LAP	SECTOR 1	SECTOR 2	SECTOR 3	SECTOR 4	LAP TIME	MPH	DIFF	TIME OF DAY						
1 -	OUTLAP	93.0	41.315	83.5	29.050	82.9	37.699	100.6					11:09:25.375	
2 -		34.818	107.2	38.965	87.2	25.979	91.4	35.257	104.0	2:15.019	71.77	4.905	11:11:40.394	
3 -		33.382	107.7	37.215	86.5	25.235	97.9	34.353	105.0	2:10.185	(2)	74.44	0.071	11:13:50.579
4 -		33.209	110.0	37.073	86.3	25.684	97.2	34.148	104.5	2:10.114	(1)	74.48		11:16:00.693
5 -		32.082	107.5	36.503	88.3	26.363	95.1	35.843	101.8	2:10.791	74.09	0.677	11:18:11.484	
6 -		32.840	109.1	36.985	86.9	25.627	98.9	34.884	103.2	2:10.336	(3)	74.35	0.222	11:20:21.820
7 -		32.150	110.3	36.956	86.8	25.974	93.9	IN PIT		2:21.297	P	68.58	11.183	11:22:43.117
8 -	OUTLAP	110.3	37.184	87.0	25.378	99.2	34.638	103.8	3:06.371		52.00	56.257	11:25:49.488	

Weather / Track : Changeable / Wet

Oulton Park International
Circuit Length = 2.6920 miles
Start: 11:05 Flag 11:25 End: 11:28

MCRCB BULLETIN TK017

2016 MCE British Superbike Championship - Round 2

2016 HEL Performance British Motostar Championship

FREE PRACTICE 1 - SECTOR ANALYSIS

SECTOR 1 = FL to I1, SECTOR 2 = I1 to I2 SECTOR 3 = I2 to I3, SECTOR 4 = I3 to FL, DIFF = Difference To Personal Best Lap

P21 54		Sam BURMAN				KTM - TeamWNT / Burman Racing						
IDEAL LAP TIME : 2:10.479		BEST LAP TIME : 2:10.479				DIFFERENCE : 0.000						
LAP	SECTOR 1	SECTOR 2		SECTOR 3		SECTOR 4		LAP TIME	MPH	DIFF	TIME OF DAY	
1 -	OUTLAP	110.3	41.224	89.3	27.966	86.5	37.859	108.7			11:08:03.417	
2 -	35.371	110.0	38.358	85.9	26.310	96.6	35.933	105.6	2:15.972 (3)	71.27	5.493	11:10:19.389
3 -	34.221	113.7	38.012	91.0	25.864	96.1	36.467	107.2	2:14.564 (2)	72.02	4.085	11:12:33.953
4 -	32.722	115.5	36.788	91.4	25.562	96.9	35.407	106.5	2:10.479 (1)	74.27		11:14:44.432
5 -	32.886	114.5	37.540	91.4	26.816	87.7	IN PIT		2:22.582 P	67.97	12.103	11:17:07.014
6 -	OUTLAP	107.8	39.139	87.3	28.053	90.9	37.796	102.4	7:57.056	20.31	5:46.577	11:25:04.070

P22 79 S		Storm STACEY				Honda NSF - Repli-Cast UK Racing						
IDEAL LAP TIME : 2:08.518		BEST LAP TIME : 2:10.864				DIFFERENCE : 2.346						
LAP	SECTOR 1	SECTOR 2		SECTOR 3		SECTOR 4		LAP TIME	MPH	DIFF	TIME OF DAY	
1 -	OUTLAP	99.8	40.427	84.6	26.902	94.1	37.153	100.3			11:07:26.488	
2 -	34.366	108.5	39.039	86.8	26.805	90.8	36.690	104.2	2:16.900 (3)	70.79	6.036	11:09:43.388
3 -	32.432	109.8	37.314	88.7	25.511	91.6	36.534	104.3	2:11.791 (2)	73.53	0.927	11:11:55.179
4 -	32.357	110.5	38.301	88.6	25.055	98.5	35.151	105.3	2:10.864 (1)	74.05		11:14:06.043

P23 98		Tomas de VRIES				Honda - DAT Racing						
IDEAL LAP TIME : 2:08.642		BEST LAP TIME : 2:11.036				DIFFERENCE : 2.394						
LAP	SECTOR 1	SECTOR 2		SECTOR 3		SECTOR 4		LAP TIME	MPH	DIFF	TIME OF DAY	
1 -	OUTLAP	106.5	42.319	81.8	29.363	87.3	36.458	102.6			11:08:07.207	
2 -	34.733	108.9	40.338	87.1	26.811	97.3	35.339	104.8	2:17.221	70.62	6.185	11:10:24.428
3 -	33.773	110.5	38.929	88.5	26.251	99.1	35.266	105.5	2:14.219 (3)	72.20	3.183	11:12:38.647
4 -	33.171	110.3	37.666	88.0	25.744	98.5	34.455	105.8	2:11.036 (1)	73.95		11:14:49.683
5 -	32.086	108.2	36.357	87.8	26.518	97.2	IN PIT		2:20.826 P	68.81	9.790	11:17:10.509
6 -	OUTLAP	104.6	40.738	81.3	28.922	87.2	37.596	100.4	3:37.712	44.51	1:26.676	11:20:48.221
7 -	35.263	107.8	40.024	84.6	27.662	94.5	36.544	102.2	2:19.493	69.47	8.457	11:23:07.714
8 -	33.428	110.5	37.901	86.5	26.756	95.1	35.544	104.8	2:13.629 (2)	72.52	2.593	11:25:21.343

P24 99		Stephen CAMPBELL				Honda - Campbell Racing						
IDEAL LAP TIME : 2:09.792		BEST LAP TIME : 2:11.072				DIFFERENCE : 1.280						
LAP	SECTOR 1	SECTOR 2		SECTOR 3		SECTOR 4		LAP TIME	MPH	DIFF	TIME OF DAY	
1 -	OUTLAP	100.9	46.473	82.5	31.015	84.7	39.252	102.2			11:09:17.824	
2 -	35.498	107.5	39.319	86.7	27.447	94.3	36.224	102.2	2:18.488	69.97	7.416	11:11:36.312
3 -	33.691	107.3	37.556	87.9	26.244	96.5	35.166	103.2	2:12.657 (3)	73.05	1.585	11:13:48.969
4 -	32.875	108.4	37.176	87.6	26.289	97.2	34.732	103.0	2:11.072 (1)	73.93		11:16:00.041
5 -	32.353	106.5	36.463	87.7	26.617	95.0	36.302	103.2	2:11.735 (2)	73.56	0.663	11:18:11.776
6 -	33.733	107.8	41.268	81.9	28.403	90.1	IN PIT		2:29.018 P	65.03	17.946	11:20:40.794

P25 66		Cameron FRASER				Kalex KTM - FPW Racing						
IDEAL LAP TIME : 2:10.969		BEST LAP TIME : 2:11.996				DIFFERENCE : 1.027						
LAP	SECTOR 1	SECTOR 2		SECTOR 3		SECTOR 4		LAP TIME	MPH	DIFF	TIME OF DAY	
1 -	OUTLAP	107.3	44.869	84.7	29.332	79.3	39.402	100.3			11:09:16.695	
2 -	35.122	112.0	40.724	81.5	27.950	85.1	36.212	103.4	2:20.008 (3)	69.21	8.012	11:11:36.703
3 -	34.686	111.2	38.381	88.0	25.854	93.2	34.524	104.8	2:13.445 (2)	72.62	1.449	11:13:50.148
4 -	33.387	114.5	37.204	87.0	26.254	94.1	35.151	105.3	2:11.996 (1)	73.42		11:16:02.144
5 -	35.016	104.8	39.241	86.1	27.090	83.8	IN PIT		2:27.650 P	65.63	15.654	11:18:29.794

P26 56 S		Charlie ATKINS				Honda NSF - Wilson Racing						
IDEAL LAP TIME : 2:11.063		BEST LAP TIME : 2:12.454				DIFFERENCE : 1.391						
LAP	SECTOR 1	SECTOR 2		SECTOR 3		SECTOR 4		LAP TIME	MPH	DIFF	TIME OF DAY	
1 -	OUTLAP	98.6	41.959	83.6	27.231	85.7	37.097	103.2			11:12:19.301	
2 -	34.853	108.5	39.087	85.8	25.247	95.8	35.600	105.6	2:14.787 (3)	71.90	2.333	11:14:34.088
3 -	33.555	108.7	37.979	87.9	25.818	96.9	36.314	103.5	2:13.666 (2)	72.50	1.212	11:16:47.754
4 -	33.621	109.1	38.929	86.3	26.427	92.5	36.212	105.3	2:15.189	71.68	2.735	11:19:02.943
5 -	33.203	111.2	38.739	87.7	26.767	97.6	36.424	104.5	2:15.133	71.71	2.679	11:21:18.076
6 -	33.195	108.0	37.673	86.5	26.638	87.3	34.948	105.5	2:12.454 (1)	73.16		11:23:30.530

Weather / Track : Changeable / Wet

Oulton Park International
Circuit Length = 2.6920 miles
Start: 11:05 Flag 11:25 End: 11:28

MCRCB BULLETIN TK017

2016 MCE British Superbike Championship - Round 2

2016 HEL Performance British Motostar Championship

FREE PRACTICE 1 - SECTOR ANALYSIS

SECTOR 1 = FL to I1, SECTOR 2 = I1 to I2 SECTOR 3 = I2 to I3, SECTOR 4 = I3 to FL, DIFF = Difference To Personal Best Lap

7- 33.211 109.2 42.321 87.4 26.048 **100.1** 35.318 **105.8** 2:16.898 70.79 4.444 11:25:47.428

P27 24 S		Shane FABER		Honda NSF - Shane Faber Racing							
IDEAL LAP TIME : 2:12.172		BEST LAP TIME : 2:12.618		DIFFERENCE : 0.446							
LAP	SECTOR 1	SECTOR 2	SECTOR 3	SECTOR 4	LAP TIME	MPH	DIFF	TIME OF DAY			
1 -	OUTLAP	105.8	40.920 81.5	28.073 83.5	38.254 100.0			11:08:44.659			
2 -	36.240	107.0	40.561 86.9	26.748 80.1	36.856 103.7	2:20.405	69.02	7.787 11:11:05.064			
3 -	34.570	108.0	38.757 87.7	25.552 98.1	35.249 104.0	2:14.128	72.25	1.510 11:13:19.192			
4 -	33.698	109.6	38.085 87.6	25.602 93.0	35.445 104.6	2:12.830 (2)	72.96	0.212 11:15:32.022			
5 -	33.712	108.0	39.394 87.1	26.427 82.4	38.170 99.4	2:17.703	70.37	5.085 11:17:49.725			
6 -	35.321	108.0	40.373 87.1	26.661 86.0	36.421 104.2	2:18.776	69.83	6.158 11:20:08.501			
7 -	33.638	108.4	39.037 87.1	26.175 94.9	35.811 103.8	2:14.661	71.96	2.043 11:22:23.162			
8 -	33.377	108.9	38.310 86.5	25.544 96.2	35.387 104.5	2:12.618 (1)	73.07	11:24:35.780			
9 -	33.657	108.4	38.837 86.8	25.724 97.8	35.166 104.6	2:13.384 (3)	72.65	0.766 11:26:49.164			

P28 28		Lee HINDLE		KTM - JH Motorsport							
IDEAL LAP TIME : 2:12.039		BEST LAP TIME : 2:12.654		DIFFERENCE : 0.615							
LAP	SECTOR 1	SECTOR 2	SECTOR 3	SECTOR 4	LAP TIME	MPH	DIFF	TIME OF DAY			
1 -	OUTLAP	92.6	42.387 86.7	27.401 88.1	38.488 105.6			11:09:45.015			
2 -	34.906	103.4	38.490 87.0	25.417 96.2	36.634 105.8	2:15.447 (2)	71.55	2.793 11:12:00.462			
3 -	33.100	114.7	36.888 90.9	25.667 96.8	36.999 102.7	2:12.654 (1)	73.05	11:14:13.116			

P29 22 S		Tasia RODINK		Honda NSF - GA Competition							
IDEAL LAP TIME : 2:14.103		BEST LAP TIME : 2:14.593		DIFFERENCE : 0.490							
LAP	SECTOR 1	SECTOR 2	SECTOR 3	SECTOR 4	LAP TIME	MPH	DIFF	TIME OF DAY			
1 -	OUTLAP	90.3	42.545 83.8	28.645 86.7	38.946 100.9			11:07:38.559			
2 -	34.547	105.5	39.577 85.0	26.400 94.9	36.475 102.4	2:16.999 (3)	70.73	2.406 11:09:55.558			
3 -	33.168	106.8	39.125 85.8	25.939 94.2	36.361 102.6	2:14.593 (1)	72.00	11:12:10.151			
4 -	33.385	105.3	39.915 85.2	26.353 94.9	36.732 101.6	2:16.385 (2)	71.05	1.792 11:14:26.536			
5 -	33.416	105.3	39.160 85.7	27.126 94.2	37.934 99.7	2:17.636	70.41	3.043 11:16:44.172			
6 -	34.252	103.8	38.635 84.8	27.152 95.0	37.042 100.6	2:17.081	70.69	2.488 11:19:01.253			
7 -	33.659	104.6	39.323 84.6	27.920 96.1	36.571 101.9	2:17.473	70.49	2.880 11:21:18.726			
8 -	34.227	105.3	39.772 83.6	27.252 96.5	36.632 101.0	2:17.883	70.28	3.290 11:23:36.609			

P30 48		Ewan POTTER		Honda -							
IDEAL LAP TIME :		BEST LAP TIME : 2:18.327		DIFFERENCE :							
LAP	SECTOR 1	SECTOR 2	SECTOR 3	SECTOR 4	LAP TIME	MPH	DIFF	TIME OF DAY			
1 -								11:11:56.066			
2 -					2:20.915	68.77	2.588	11:14:16.981			
3 -					2:21.783	68.35	3.456	11:16:38.764			
4 -					2:19.366 (2)	69.53	1.039	11:18:58.130			
5 -					2:19.700 (3)	69.37	1.373	11:21:17.830			
6 -					2:18.327 (1)	70.06		11:23:36.157			

P31 16 S		Connall COURTNEY		Honda NSF - Team ILR							
IDEAL LAP TIME : 2:20.581		BEST LAP TIME : 2:20.596		DIFFERENCE : 0.015							
LAP	SECTOR 1	SECTOR 2	SECTOR 3	SECTOR 4	LAP TIME	MPH	DIFF	TIME OF DAY			
1 -	OUTLAP	90.1	47.224 82.4	31.277 64.9	42.749 99.4			11:09:18.296			
2 -	37.770	102.4	42.867 79.3	28.130 85.9	39.721 99.4	2:28.488	65.26	7.892 11:11:46.784			
3 -	36.971	103.2	42.077 85.0	28.072 87.7	38.218 102.7	2:25.338	66.68	4.742 11:14:12.122			
4 -	35.263	104.3	40.802 85.2	28.424 90.9	IN PIT	2:32.131 P	63.70	11.535 11:16:44.253			
5 -	OUTLAP	101.2	42.737 84.9	28.818 94.3	38.752 99.4	2:47.883	57.72	27.287 11:19:32.136			
6 -	34.947	104.6	42.075 81.1	28.542 90.1	39.366 99.4	2:24.930 (3)	66.86	4.334 11:21:57.066			
7 -	36.089	104.5	41.521 84.5	28.092 94.9	37.841 100.0	2:23.543 (2)	67.51	2.947 11:24:20.609			
8 -	34.565	106.0	40.817 83.1	27.904 95.0	37.310 101.6	2:20.596 (1)	68.93	11:26:41.205			

Weather / Track : Changeable / Wet

Oulton Park International
Circuit Length = 2.6920 miles
Start: 11:05 Flag 11:25 End: 11:28

MCRCB BULLETIN TK018**2016 MCE British Superbike Championship - Round 2****2016 HEL Performance British Motostar Championship****FREE PRACTICE 1 - BEST SPEEDS**

POS	INTERMEDIATE 1			INTERMEDIATE 2			INTERMEDIATE 3			FINISH LINE		
	NO	NAME	MPH	NO	NAME	MPH	NO	NAME	MPH	NO	NAME	MPH
1	15	McMANUS	117.5	47	ARCHER	94.3	15	McMANUS	104.5	47	ARCHER	110.5
2	47	ARCHER	117.1	21	KERR	92.9	21	KERR	104.2	15	McMANUS	110.1
3	54	BURMAN	115.5	15	McMANUS	92.5	47	ARCHER	103.8	21	KERR	110.1
4	26	SAEZ	114.7	26	SAEZ	92.1	26	SAEZ	103.4	52	BOERBOOM	109.8
5	28	HINDLE	114.7	65	OWENS	91.8	65	OWENS	103.4	26	SAEZ	109.1
6	65	OWENS	114.5	54	BURMAN	91.4	86	NESBITT	102.4	54	BURMAN	108.7
7	66	FRASER	114.5	28	HINDLE	90.9	62	VALK	102.2	62	VALK	108.7
8	86	NESBITT	114.3	62	VALK	90.6	25	STRUDWICK	101.6	65	OWENS	108.7
9	21	KERR	113.3	25	STRUDWICK	90.4	52	BOERBOOM	101.0	86	NESBITT	108.0
10	52	BOERBOOM	113.3	7	TOMS	90.1	79	STACEY	100.6	25	STRUDWICK	107.0
11	7	TOMS	111.6	86	NESBITT	90.0	7	TOMS	100.3	35	LODGE	106.1
12	25	STRUDWICK	111.2	64	DURHAM	89.3	56	ATKINS	100.1	28	HINDLE	105.8
13	56	ATKINS	111.2	12	RENDELL	88.8	3	CLAYTON	99.7	30	COOK	105.8
14	30	COOK	110.9	79	STACEY	88.8	12	RENDELL	99.7	56	ATKINS	105.8
15	79	STACEY	110.9	3	CLAYTON	88.5	2	BROUWERS	99.5	98	VRIES	105.8
16	64	DURHAM	110.7	98	VRIES	88.5	72	HORSMAN	99.5	7	TOMS	105.6
17	2	BROUWERS	110.5	30	COOK	88.4	64	DURHAM	99.4	2	BROUWERS	105.3
18	98	VRIES	110.5	11	JONES	88.3	69	BOOTH-AMOS	99.4	66	FRASER	105.3
19	3	CLAYTON	110.3	66	FRASER	88.0	11	JONES	99.2	79	STACEY	105.3
20	11	JONES	110.3	72	HORSMAN	88.0	98	VRIES	99.1	12	RENDELL	105.1
21	35	LODGE	110.3	56	ATKINS	87.9	30	COOK	98.8	34	DELVES	105.1
22	12	RENDELL	110.1	99	CAMPBELL	87.9	35	LODGE	98.5	72	HORSMAN	105.1
23	62	VALK	110.1	24	FABER	87.7	24	FABER	98.1	11	JONES	105.0
24	72	HORSMAN	110.1	52	BOERBOOM	87.6	34	DELVES	97.3	24	FABER	104.6
25	24	FABER	109.6	69	BOOTH-AMOS	87.4	99	CAMPBELL	97.2	3	CLAYTON	104.5
26	34	DELVES	108.5	34	DELVES	86.9	54	BURMAN	96.9	64	DURHAM	104.3
27	99	CAMPBELL	108.4	35	LODGE	86.9	28	HINDLE	96.8	69	BOOTH-AMOS	104.3
28	69	BOOTH-AMOS	107.8	2	BROUWERS	86.7	22	RODINK	96.5	99	CAMPBELL	103.2
29	22	RODINK	106.8	22	RODINK	85.8	16	COURTNEY	95.0	16	COURTNEY	102.7
30	16	COURTNEY	106.0	16	COURTNEY	85.2	66	FRASER	94.1	22	RODINK	102.6
31												

Weather / Track : Changeable / Wet

Results can be found at www.tsl-timing.comOulton Park International
Circuit Length = 2.6920 miles
Start: 11:05 Flag 11:25 End: 11:28

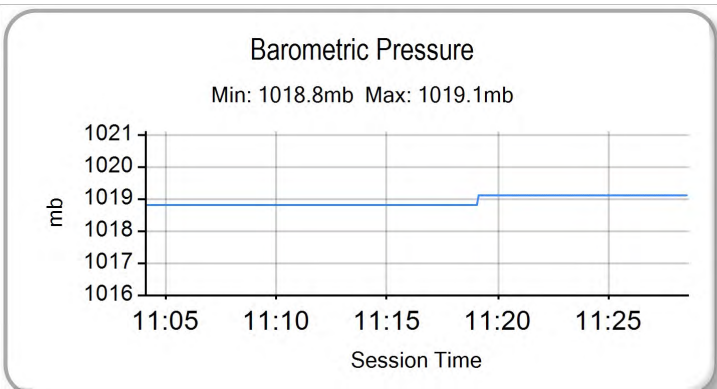
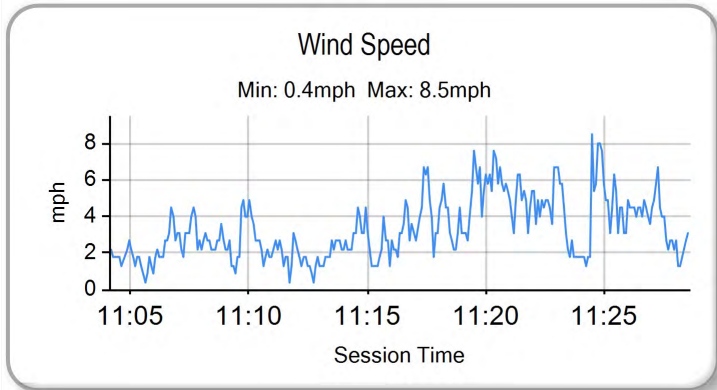
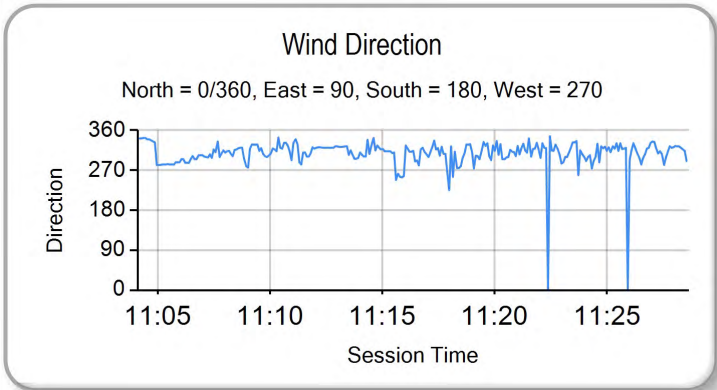
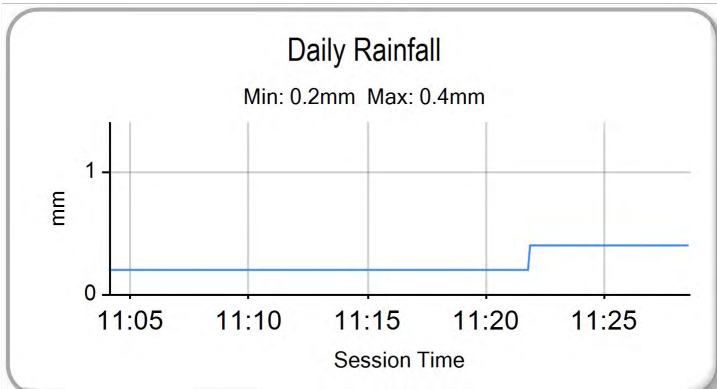
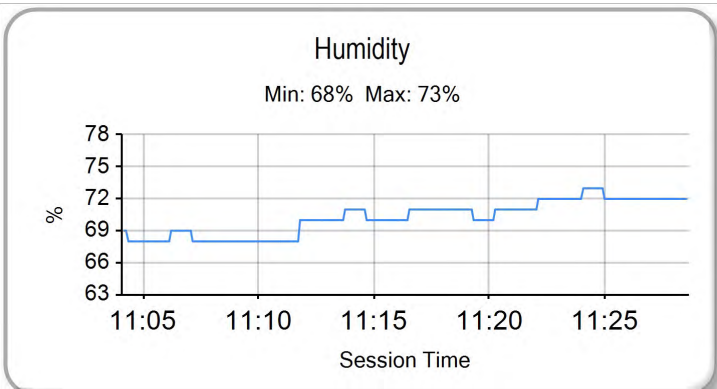
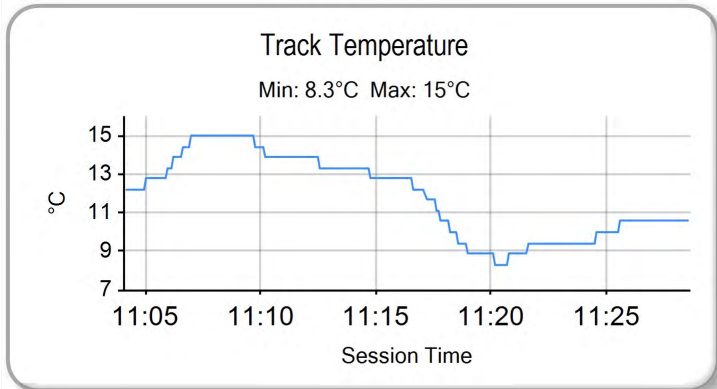
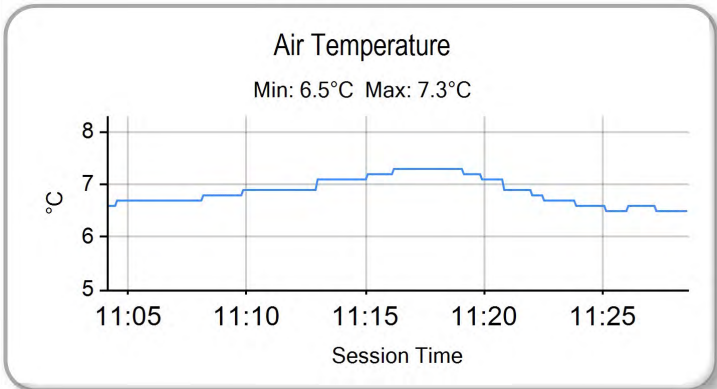
Printed - 11:33 Saturday, 30 April 2016

MCRCB BULLETIN TK020

2016 MCE British Superbike Championship - Round 2

2016 HEL Performance British Motostar Championship

FREE PRACTICE 1 - WEATHER CONDITIONS



Weather / Track : Changeable / Wet

Results can be found at www.tsl-timing.com

Oulton Park International
Circuit Length = 2.6920 miles
Start: 11:05 Flag 11:25 End: 11:28

Printed - 11:33 Saturday, 30 April 2016



POS	NO	CL	PIC NAME	ENTRY	TIME	ON	LAPS	GAP	DIFF	MPH
1	86		1 Charlie NESBITT	KTM - e3 motorsport / Redline KTM	1:48.843	8	8			89.03
2	44		2 Edmund BEST	KTM - SymCirrus Motorsport	1:49.168	9	9	0.325	0.325	88.77
3	12		3 Edward RENDELL	Ten Kate Honda - Banks Racing	1:49.185	8	8	0.342	0.017	88.76
4	26		4 Dani SAEZ	Honda - GA Competition	1:49.295	10	10	0.452	0.110	88.67
5	52		5 Jorel BOERBOOM	Kalex KTM - FPW Racing	1:49.920	10	10	1.077	0.625	88.16
6	2		6 Mike BROUWERS	Husqvarna - Joma / Brouwersracingteam	1:50.424	6	6	1.581	0.504	87.76
7	69		7 Tom BOOTH-AMOS	Tigcraft - FAB Racing	1:50.565	7	10	1.722	0.141	87.65
8	62		8 Vasco van der VALK	Honda - GA Competition / vasco62.nl	1:50.678	10	10	1.835	0.113	87.56
9	47		9 Jake ARCHER	KTM FTR - City Lifting / RS Racing	1:50.820	9	9	1.977	0.142	87.45
10	65		10 Josh OWENS	Kalex KTM - JPL Racing	1:51.074	5	8	2.231	0.254	87.25
11	21		11 Richard KERR	KTM - North West Racing	1:51.273	10	10	2.430	0.199	87.09
12	35		12 Elliot LODGE	Honda - Essential Team Racing / SP125	1:51.900	7	10	3.057	0.627	86.60
13	66		13 Cameron FRASER	Kalex KTM - FPW Racing	1:52.739	11	11	3.896	0.839	85.96
14	11	S	1 Dan JONES	Honda NSF - Jones Brothers Racing	1:52.916	8	8	4.073	0.177	85.82
15	30		14 Max COOK	Repli-Cast - Repli-Cast UK Racing	1:53.209	7	8	4.366	0.293	85.60
16	3	S	2 Mark CLAYTON	Honda NSF - SP125	1:53.234	10	10	4.391	0.025	85.58
17	15		15 Eugene McMANUS	KTM - CD / IC Racing	1:53.490	8	8	4.647	0.256	85.39
18	98		16 Tomas de VRIES	Honda - DAT Racing	1:53.597	8	8	4.754	0.107	85.31
19	99		17 Stephen CAMPBELL	Honda - Campbell Racing	1:53.913	7	7	5.070	0.316	85.07
20	64	S	3 Asher DURHAM	Honda NSF - Cresswell Racing	1:54.092	6	6	5.249	0.179	84.94
21	79	S	4 Storm STACEY	Honda NSF - Repli-Cast UK Racing	1:54.427	9	9	5.584	0.335	84.69
22	72	S	5 Cameron HORSMAN	Honda NSF - FAB-Racing	1:54.995	6	8	6.152	0.568	84.27
23	25	S	6 Thomas STRUDWICK	Honda NSF - Case Moto3	1:55.000	9	9	6.157	0.005	84.27
24	7	S	7 TJ TOMS	Honda NSF - Wilson Racing	1:55.213	6	7	6.370	0.213	84.11
25	20		18 Joel MARKLUND	Honda - Marklund Solutions / SP125	1:55.336	8	10	6.493	0.123	84.02
26	56	S	8 Charlie ATKINS	Honda NSF - Wilson Racing	1:55.756	5	6	6.913	0.420	83.72
27	34	S	9 Liam DELVES	Honda NSF - Crucials Sauce / Banks Racing	1:56.239	5	7	7.396	0.483	83.37
28	22	S	10 Tasia RODINK	Honda NSF - GA Competition	1:58.408	9	9	9.565	2.169	81.84

QUALIFYING LAPTIME (110.0% of 1:48.843) = 1:59.727

29	16	S	11 Connall COURTNEY	Honda NSF - Team ILR	2:00.180	10	10	11.337	1.772	80.63
30	24	S	12 Shane FABER	Honda NSF - Shane Faber Racing	2:01.307	6	6	12.464	1.127	79.89
31	54		19 Sam BURMAN	KTM - TeamWNT / Burman Racing	2:02.682	2	3	13.839	1.375	78.99
32	48		20 Ewan POTTER	Honda -	2:05.188	4	6	16.345	2.506	77.41
33	28		21 Lee HINDLE	KTM - JH Motorsport	2:09.920	3	4	21.077	4.732	74.59

Weather / Track : Bright / Damp

These results are provisional until the conclusion of any judicial and technical matters.

Oulton Park International
Circuit Length = 2.6920 miles
Start: 14:10 Flag 14:30 End: 14:32

Race Director :	Stewards :	Timekeeper :
-----------------	------------	--------------

Results can be found at www.britishsuperbike.com

Printed - 14:33 Saturday, 30 April 2016

MCRCB BULLETIN TK042

2016 MCE British Superbike Championship - Round 2

2016 HEL Performance British Motostar Championship

FREE PRACTICE 2 - SECTOR ANALYSIS

SECTOR 1 = FL to I1, SECTOR 2 = I1 to I2 SECTOR 3 = I2 to I3, SECTOR 4 = I3 to FL, DIFF = Difference To Personal Best Lap

P1 86		Charlie NESBITT						KTM - e3 motorsport / Redline KTM					
IDEAL LAP TIME : 1:48.843		BEST LAP TIME : 1:48.843				DIFFERENCE : 0.000							
LAP	SECTOR 1	SECTOR 2		SECTOR 3		SECTOR 4		LAP TIME	MPH	DIFF	TIME OF DAY		
1 -	OUTLAP	110.0	36.586	92.5	24.182	106.1	33.328	110.7			14:12:26.746		
2 -	29.913	116.3	32.784	94.2	23.211	105.0	32.347	108.4	1:58.255	81.95	9.412	14:14:25.001	
3 -	29.568	114.9	33.369	94.7	23.310	104.6	IN PIT		2:06.818	P	76.41	17.975	14:16:31.819
4 -	OUTLAP	116.7	33.196	97.6	22.148	107.8	30.361	114.1	6:28.146	24.96	4:39.303	14:22:59.965	
5 -	27.728	118.7	30.943	98.2	21.843	107.7	30.209	112.7	1:50.723	(3)	87.52	1.880	14:24:50.688
6 -	27.515	118.7	31.461	96.8	21.431	106.8	30.202	112.0	1:50.609	(2)	87.61	1.766	14:26:41.297
7 -	28.134	111.4	31.249	92.0	22.188	104.8	31.293	112.4	1:52.864		85.86	4.021	14:28:34.161
8 -	27.366	118.7	30.389	97.9	21.368	107.5	29.720	113.3	1:48.843	(1)	89.03		14:30:23.004

P2 44		Edmund BEST						KTM - SymCirrus Motorsport					
IDEAL LAP TIME : 1:48.718		BEST LAP TIME : 1:49.168				DIFFERENCE : 0.450							
LAP	SECTOR 1	SECTOR 2		SECTOR 3		SECTOR 4		LAP TIME	MPH	DIFF	TIME OF DAY		
1 -	OUTLAP	112.7	33.129	94.2	22.961	104.5	31.410	110.3			14:14:47.537		
2 -	28.780	115.1	32.216	94.7	22.377	106.5	30.915	110.1	1:54.288	84.79	5.120	14:16:41.825	
3 -	28.493	115.9	31.243	94.6	22.056	106.1	30.379	110.3	1:52.171	86.39	3.003	14:18:33.996	
4 -	27.919	115.9	30.912	91.5	21.774	106.6	30.538	109.6	1:51.143	87.19	1.975	14:20:25.139	
5 -	27.679	115.7	30.760	94.9	21.773	105.8	30.605	110.7	1:50.817	(3)	87.45	1.649	14:22:15.956
6 -	27.341	117.3	30.491	95.5	21.581	106.6	IN PIT		1:57.890	P	82.20	8.722	14:24:13.846
7 -	OUTLAP	114.7	30.831	94.7	21.817	106.1	30.571	109.6	2:41.957	59.83	52.789	14:26:55.803	
8 -	27.204	115.9	30.543	94.5	21.813	105.8	30.119	111.1	1:49.679	(2)	88.36	0.511	14:28:45.482
9 -	27.353	116.5	30.179	96.9	21.882	106.0	29.754	111.1	1:49.168	(1)	88.77		14:30:34.650

P3 12		Edward RENDELL						Ten Kate Honda - Banks Racing					
IDEAL LAP TIME : 1:49.185		BEST LAP TIME : 1:49.185				DIFFERENCE : 0.000							
LAP	SECTOR 1	SECTOR 2		SECTOR 3		SECTOR 4		LAP TIME	MPH	DIFF	TIME OF DAY		
1 -	OUTLAP	96.4	34.237	83.2	23.711	95.8	IN PIT			P	14:15:38.432		
2 -	OUTLAP	107.3	31.879	89.9	22.271	101.2	31.231	105.3	2:47.811	57.75	58.626	14:18:26.243	
3 -	28.584	109.8	30.705	91.9	21.841	102.2	30.625	107.5	1:51.755	(3)	86.71	2.570	14:20:17.998
4 -	27.868	111.4	30.569	91.0	22.295	103.0	31.244	106.8	1:51.976		86.54	2.791	14:22:09.974
5 -	28.287	110.1	30.586	92.0	21.754	102.2	IN PIT		1:56.943	P	82.87	7.758	14:24:06.917
6 -	OUTLAP	110.5	30.503	91.8	21.750	101.8	30.174	107.2	2:27.384	65.75	38.199	14:26:34.301	
7 -	28.270	112.5	30.794	92.0	21.547	102.4	30.171	107.5	1:50.782	(2)	87.48	1.597	14:28:25.083
8 -	27.695	110.9	30.027	92.6	21.391	102.4	30.072	107.7	1:49.185	(1)	88.76		14:30:14.268

P4 26		Dani SAEZ						Honda - GA Competition					
IDEAL LAP TIME : 1:49.000		BEST LAP TIME : 1:49.295				DIFFERENCE : 0.295							
LAP	SECTOR 1	SECTOR 2		SECTOR 3		SECTOR 4		LAP TIME	MPH	DIFF	TIME OF DAY		
1 -	OUTLAP	109.6	33.137	93.0	22.710	104.6	31.052	110.3			14:13:52.075		
2 -	28.990	115.3	31.117	94.9	22.011	105.1	IN PIT		1:57.986	P	82.13	8.691	14:15:50.061
3 -	OUTLAP	106.0	31.220	87.2	22.438	105.3	31.608	111.2	2:37.636		61.47	48.341	14:18:27.697
4 -	28.271	115.3	30.410	94.3	21.540	107.0	30.031	111.8	1:50.252		87.90	0.957	14:20:17.949
5 -	28.165	92.4	32.332	93.8	22.204	100.4	31.747	110.9	1:54.448		84.67	5.153	14:22:12.397
6 -	27.625	116.9	30.798	95.0	21.851	107.3	30.793	110.3	1:51.067		87.25	1.772	14:24:03.464
7 -	27.698	115.5	30.483	94.5	21.576	105.5	30.449	110.3	1:50.206		87.93	0.911	14:25:53.670
8 -	27.305	115.1	30.439	94.1	21.473	106.1	30.429	108.7	1:49.646	(3)	88.38	0.351	14:27:43.316
9 -	27.295	115.9	30.459	94.7	21.446	105.1	30.147	110.7	1:49.347	(2)	88.62	0.052	14:29:32.663
10 -	27.223	116.1	30.300	95.1	21.526	105.3	30.246	110.7	1:49.295	(1)	88.67		14:31:21.958

P5 52		Jorel BOERBOOM						Kalex KTM - FPW Racing					
IDEAL LAP TIME : 1:49.759		BEST LAP TIME : 1:49.920				DIFFERENCE : 0.161							
LAP	SECTOR 1	SECTOR 2		SECTOR 3		SECTOR 4		LAP TIME	MPH	DIFF	TIME OF DAY		
1 -	OUTLAP	111.8	35.913	94.1	23.640	105.5	32.120	110.1			14:13:36.371		
2 -	28.962	115.7	32.545	95.1	22.637	107.2	31.019	110.3	1:55.163		84.15	5.243	14:15:31.534
3 -	28.993	114.7	31.752	94.2	22.198	105.8	30.633	110.9	1:53.576		85.32	3.656	14:17:25.110
4 -	27.782	116.3	31.157	95.7	21.925	106.0	30.397	111.4	1:51.261		87.10	1.341	14:19:16.371
5 -	27.813	115.9	31.175	94.3	21.857	106.5	30.472	111.4	1:51.317		87.06	1.397	14:21:07.688

Weather / Track : Bright / Damp

Oulton Park International
Circuit Length = 2.6920 miles
Start: 14:10 Flag 14:30 End: 14:32

MCRCB BULLETIN TK042

2016 MCE British Superbike Championship - Round 2

2016 HEL Performance British Motostar Championship

FREE PRACTICE 2 - SECTOR ANALYSIS

SECTOR 1 = FL to I1, SECTOR 2 = I1 to I2 SECTOR 3 = I2 to I3, SECTOR 4 = I3 to FL, DIFF = Difference To Personal Best Lap

6 -	27.562	118.5	31.985	96.4	22.138	105.1	30.434	111.1	1:52.119	86.43	2.199	14:22:59.807
7 -	27.636	116.5	31.188	93.8	22.197	107.2	30.117	112.4	1:51.138 (3)	87.20	1.218	14:24:50.945
8 -	27.423	118.7	31.003	93.4	21.656	106.8	30.162	111.1	1:50.244 (2)	87.90	0.324	14:26:41.189
9 -	28.102	112.4	31.315	93.4	22.151	105.0	31.818	110.1	1:53.386	85.47	3.466	14:28:34.575
10 -	27.521	116.9	30.563	96.5	21.665	105.6	30.171	111.6	1:49.920 (1)	88.16		14:30:24.495

P6	2	Mike BROUWERS						Husqvarna - Joma / Brouwersracingteam				
IDEAL LAP TIME : 1:50.424			BEST LAP TIME : 1:50.424			DIFFERENCE : 0.000						
LAP	SECTOR 1	SECTOR 2	SECTOR 3	SECTOR 4	LAP TIME	MPH	DIFF	TIME OF DAY				
1 -	OUTLAP	96.9	36.902	79.9	26.090	91.9	IN PIT	P	14:13:18.705			
2 -	OUTLAP	106.6	33.629	86.9	23.399	99.2	32.677	106.1	9:27.763	17.06	7:37.339	14:22:46.468
3 -	29.676	110.1	32.155	89.4	22.425	100.3	30.804	106.8	1:55.060	84.22	4.636	14:24:41.528
4 -	28.133	110.5	32.029	87.0	22.493	100.9	30.497	107.2	1:53.152 (3)	85.64	2.728	14:26:34.680
5 -	27.835	111.8	30.842	87.4	22.449	99.7	30.365	107.3	1:51.491 (2)	86.92	1.067	14:28:26.171
6 -	27.543	112.2	30.460	91.0	22.087	100.6	30.334	107.7	1:50.424 (1)	87.76		14:30:16.595

P7	69	Tom BOOTH-AMOS						Tigcraft - FAB Racing				
IDEAL LAP TIME : 1:50.057			BEST LAP TIME : 1:50.565			DIFFERENCE : 0.508						
LAP	SECTOR 1	SECTOR 2	SECTOR 3	SECTOR 4	LAP TIME	MPH	DIFF	TIME OF DAY				
1 -	OUTLAP	109.6	33.170	89.9	22.892	101.8	32.416	96.0				14:13:27.314
2 -	28.889	111.1	31.637	91.8	22.227	102.4	31.008	105.8	1:53.761	85.19	3.196	14:15:21.075
3 -	28.487	112.2	31.198	91.6	22.987	101.0	30.861	105.6	1:53.533	85.36	2.968	14:17:14.608
4 -	28.046	110.9	30.883	91.6	21.931	102.7	30.731	105.6	1:51.591	86.84	1.026	14:19:06.199
5 -	28.962	110.0	31.680	91.6	22.032	102.4	IN PIT		1:57.283	P	6.718	14:21:03.482
6 -	OUTLAP	111.4	31.000	91.1	21.911	102.6	30.680	106.0	3:08.619	51.38	1:18.054	14:24:12.101
7 -	27.803	111.6	30.438	91.8	21.755	102.6	30.569	105.8	1:50.565 (1)	87.65		14:26:02.666
8 -	27.811	111.8	30.666	91.1	21.796	102.4	30.570	106.3	1:50.843 (3)	87.43	0.278	14:27:53.509
9 -	27.473	115.1	30.678	92.5	21.790	103.2	31.093	105.3	1:51.034	87.28	0.469	14:29:44.543
10 -	27.911	112.0	30.743	92.4	21.577	102.2	30.571	106.1	1:50.802 (2)	87.46	0.237	14:31:35.345

P8	62	Vasco van der VALK						Honda - GA Competition / vasco62.nl				
IDEAL LAP TIME : 1:50.360			BEST LAP TIME : 1:50.678			DIFFERENCE : 0.318						
LAP	SECTOR 1	SECTOR 2	SECTOR 3	SECTOR 4	LAP TIME	MPH	DIFF	TIME OF DAY				
1 -	OUTLAP	106.5	35.185	91.1	24.046	101.5	IN PIT		P			14:12:29.373
2 -	OUTLAP	110.0	33.281	91.9	23.769	101.9	31.951	107.5	2:48.474	57.52	57.796	14:15:17.847
3 -	29.977	111.2	32.694	92.3	23.291	96.6	31.824	108.0	1:57.786	82.27	7.108	14:17:15.633
4 -	29.043	112.0	31.770	92.6	22.745	102.7	IN PIT		2:03.200	P	78.66	14:19:18.833
5 -	OUTLAP	110.1	31.895	92.6	22.995	101.9	31.046	107.7	2:30.973	64.19	40.295	14:21:49.806
6 -	28.609	111.4	31.269	93.3	22.339	103.5	30.582	109.4	1:52.799	85.91	2.121	14:23:42.605
7 -	28.563	112.5	31.255	92.5	22.217	103.5	30.415	109.2	1:52.450	86.18	1.772	14:25:35.055
8 -	28.460	113.1	31.177	93.2	22.263	104.0	30.344	109.1	1:52.244 (3)	86.34	1.566	14:27:27.299
9 -	27.859	113.3	30.656	93.5	22.311	102.1	30.395	108.2	1:51.221 (2)	87.13	0.543	14:29:18.520
10 -	27.691	113.1	30.586	93.3	21.739	104.0	30.662	108.2	1:50.678 (1)	87.56		14:31:09.198

P9	47	Jake ARCHER						KTM FTR - City Lifting / RS Racing				
IDEAL LAP TIME : 1:50.691			BEST LAP TIME : 1:50.820			DIFFERENCE : 0.129						
LAP	SECTOR 1	SECTOR 2	SECTOR 3	SECTOR 4	LAP TIME	MPH	DIFF	TIME OF DAY				
1 -	OUTLAP	113.9	33.464	95.5	23.375	106.5	31.198	111.6				14:14:50.581
2 -	29.801	115.9	31.974	96.9	23.690	108.4	32.533	104.5	1:57.998	82.13	7.178	14:16:48.579
3 -	31.032	115.7	31.848	96.6	22.405	108.5	30.655	111.1	1:55.940	83.58	5.120	14:18:44.519
4 -	28.785	116.5	31.274	96.8	22.191	108.4	30.440	112.5	1:52.690	85.99	1.870	14:20:37.209
5 -	28.440	116.5	31.042	97.2	21.795	108.9	30.271	112.4	1:51.548 (2)	86.88	0.728	14:22:28.757
6 -	28.812	115.1	31.002	96.9	21.775	108.7	IN PIT		1:56.282	P	83.34	14:24:25.039
7 -	OUTLAP	112.4	31.876	96.6	22.170	106.8	31.061	112.9	2:47.531	57.84	56.711	14:27:12.570
8 -	28.118	117.3	31.027	97.9	22.465	101.8	30.681	112.0	1:52.291 (3)	86.30	1.471	14:29:04.861
9 -	27.916	118.5	31.131	98.1	21.666	108.2	30.107	112.4	1:50.820 (1)	87.45		14:30:55.681

Weather / Track : Bright / Damp

Oulton Park International
Circuit Length = 2.6920 miles
Start: 14:10 Flag 14:30 End: 14:32

MCRCB BULLETIN TK042

2016 MCE British Superbike Championship - Round 2

2016 HEL Performance British Motostar Championship

FREE PRACTICE 2 - SECTOR ANALYSIS

SECTOR 1 = FL to I1, SECTOR 2 = I1 to I2 SECTOR 3 = I2 to I3, SECTOR 4 = I3 to FL, DIFF = Difference To Personal Best Lap

P10 65		Josh OWENS				Kalex KTM - JPL Racing			
IDEAL LAP TIME : 1:50.186		BEST LAP TIME : 1:51.074				DIFFERENCE : 0.888			
LAP	SECTOR 1	SECTOR 2	SECTOR 3	SECTOR 4	LAP TIME	MPH	DIFF	TIME OF DAY	
1 -	OUTLAP	110.7	33.877	92.5	23.129	104.0	31.788	109.1	14:15:48.984
2 -	29.223	113.3	31.680	94.5	21.999	105.8	30.950	109.4	1:53.852 (3) 85.12 2.778 14:17:42.836
3 -	28.442	113.9	31.140	94.6	23.193	101.9	IN PIT		2:00.944 P 80.13 9.870 14:19:43.780
4 -	OUTLAP	112.4	31.203	93.3	22.617	100.0	31.058	110.9	2:38.898 60.99 47.824 14:22:22.678
5 -	28.223	115.9	30.554	94.7	21.899	105.1	30.398	109.6	1:51.074 (1) 87.25 14:24:13.752
6 -	27.899	113.1	30.346	94.1	21.923	102.4	IN PIT		1:56.443 P 83.22 5.369 14:26:10.195
7 -	OUTLAP	114.7	30.758	94.2	21.820	105.0	30.521	110.0	2:45.087 58.70 54.013 14:28:55.282
8 -	27.772	115.1	30.300	95.5	24.135	106.5	30.294	110.3	1:52.501 (2) 86.14 1.427 14:30:47.783

P11 21		Richard KERR				KTM - North West Racing			
IDEAL LAP TIME : 1:51.187		BEST LAP TIME : 1:51.273				DIFFERENCE : 0.086			
LAP	SECTOR 1	SECTOR 2	SECTOR 3	SECTOR 4	LAP TIME	MPH	DIFF	TIME OF DAY	
1 -	OUTLAP	111.2	35.600	93.2	23.841	105.8	31.934	109.8	14:13:28.600
2 -	29.476	114.7	32.759	93.8	23.124	106.3	31.422	109.4	1:56.781 82.98 5.508 14:15:25.381
3 -	29.177	113.5	32.100	94.2	22.676	105.6	31.140	109.8	1:55.093 84.20 3.820 14:17:20.474
4 -	28.806	112.5	31.617	95.0	22.398	105.3	30.900	109.8	1:53.721 (3) 85.21 2.448 14:19:14.195
5 -	30.477	102.2	33.018	92.9	22.673	103.8	IN PIT		2:06.002 P 76.91 14.729 14:21:20.197
6 -	OUTLAP	111.8	32.128	94.9	22.356	106.8	31.576	110.5	2:21.160 68.65 29.887 14:23:41.357
7 -	29.732	110.0	31.661	96.0	22.188	108.2	30.669	111.4	1:54.250 84.82 2.977 14:25:35.607
8 -	28.103	116.5	31.236	96.1	25.260	106.8	30.560	111.2	1:55.159 84.15 3.886 14:27:30.766
9 -	28.081	114.9	31.717	95.7	22.074	106.6	30.478	110.1	1:52.350 (2) 86.25 1.077 14:29:23.116
10 -	27.967	115.7	30.834	96.2	22.160	107.0	30.312	110.9	1:51.273 (1) 87.09 14:31:14.389

P12 35		Elliot LODGE				Honda - Essential Team Racing / SP125			
IDEAL LAP TIME : 1:51.558		BEST LAP TIME : 1:51.900				DIFFERENCE : 0.342			
LAP	SECTOR 1	SECTOR 2	SECTOR 3	SECTOR 4	LAP TIME	MPH	DIFF	TIME OF DAY	
1 -	OUTLAP	110.3	33.829	90.6	23.573	101.9	32.761	107.5	14:13:02.078
2 -	31.305	111.6	32.776	92.1	22.969	103.5	IN PIT		2:03.664 P 78.36 11.764 14:15:05.742
3 -	OUTLAP	111.6	31.929	92.6	22.563	103.5	31.058	108.7	2:51.952 56.36 1:00.052 14:17:57.694
4 -	28.399	111.6	31.087	92.8	22.117	103.2	30.749	108.9	1:52.352 (2) 86.25 0.452 14:19:50.046
5 -	28.452	111.6	31.468	89.5	22.769	101.9	30.652	108.5	1:53.341 85.50 1.441 14:21:43.387
6 -	28.207	112.9	31.827	92.9	22.458	103.4	31.021	109.2	1:53.513 85.37 1.613 14:23:36.900
7 -	28.130	112.9	31.224	93.7	22.097	103.0	30.449	109.1	1:51.900 (1) 86.60 14:25:28.800
8 -	28.606	113.9	31.120	92.1	22.322	102.6	30.599	108.5	1:52.647 (3) 86.03 0.747 14:27:21.447
9 -	28.135	113.7	30.882	94.2	22.391	101.8	IN PIT		1:58.037 P 82.10 6.137 14:29:19.484
10 -	OUTLAP	113.1	31.436	92.4	22.378	102.6	30.975	107.3	2:27.117 65.87 35.217 14:31:46.601

P13 66		Cameron FRASER				Kalex KTM - FPW Racing			
IDEAL LAP TIME : 1:52.660		BEST LAP TIME : 1:52.739				DIFFERENCE : 0.079			
LAP	SECTOR 1	SECTOR 2	SECTOR 3	SECTOR 4	LAP TIME	MPH	DIFF	TIME OF DAY	
1 -	OUTLAP	111.8	35.923	92.1	23.977	101.6	32.500	107.5	14:12:19.663
2 -	30.125	114.9	33.809	94.5	23.157	106.3	31.932	108.7	1:59.023 81.42 6.284 14:14:18.686
3 -	29.919	113.5	32.663	92.9	25.902	98.2	32.325	98.9	2:00.809 80.22 8.070 14:16:19.495
4 -	29.845	114.3	32.884	93.8	23.346	104.5	31.680	107.7	1:57.755 82.30 5.016 14:18:17.250
5 -	29.237	115.5	32.853	93.9	23.170	104.5	31.342	109.4	1:56.602 83.11 3.863 14:20:13.852
6 -	28.773	114.7	32.402	95.5	22.861	93.7	31.855	106.1	1:55.891 83.62 3.152 14:22:09.743
7 -	28.696	112.7	31.826	93.8	22.237	105.3	31.362	110.0	1:54.121 (3) 84.92 1.382 14:24:03.864
8 -	28.107	116.3	31.928	94.3	22.625	104.8	31.217	108.7	1:53.877 (2) 85.10 1.138 14:25:57.741
9 -	28.499	114.5	31.889	95.3	22.731	104.3	31.313	106.6	1:54.432 84.69 1.693 14:27:52.173
10 -	28.496	116.3	32.141	95.1	26.536	105.1	31.563	108.5	1:58.736 81.62 5.997 14:29:50.909
11 -	27.982	116.9	31.631	96.2	22.316	106.5	30.810	106.8	1:52.739 (1) 85.96 14:31:43.648

P14 11 S		Dan JONES				Honda NSF - Jones Brothers Racing			
IDEAL LAP TIME : 1:52.524		BEST LAP TIME : 1:52.916				DIFFERENCE : 0.392			
LAP	SECTOR 1	SECTOR 2	SECTOR 3	SECTOR 4	LAP TIME	MPH	DIFF	TIME OF DAY	
1 -	OUTLAP	108.5	36.847	89.4	23.963	99.4	32.816	104.2	14:12:23.313

Weather / Track : Bright / Damp

Oulton Park International
Circuit Length = 2.6920 miles
Start: 14:10 Flag 14:30 End: 14:32

MCRCB BULLETIN TK042

2016 MCE British Superbike Championship - Round 2

2016 HEL Performance British Motostar Championship

FREE PRACTICE 2 - SECTOR ANALYSIS

SECTOR 1 = FL to I1, SECTOR 2 = I1 to I2 SECTOR 3 = I2 to I3, SECTOR 4 = I3 to FL, DIFF = Difference To Personal Best Lap

2 -	30.253	110.1	33.380	91.6	23.855	100.7	32.034	106.1	1:59.522	81.08	6.606	14:14:22.835	
3 -	29.179	109.8	34.376	85.9	24.634	82.1	IN PIT		2:10.001	P	74.54	17.085	14:16:32.836
4 -	OUTLAP	110.3	34.399	89.0	23.165	101.5	31.624	107.2	6:31.653	24.74	4:38.737	14:23:04.489	
5 -	29.068	110.7	32.333	92.0	22.324	101.5	31.634	105.8	1:55.359	84.00	2.443	14:24:59.848	
6 -	28.463	112.0	31.964	92.3	22.064	101.9	31.094	106.3	1:53.585	(3)	85.32	0.669	14:26:53.433
7 -	28.278	110.9	31.817	92.1	22.292	102.7	30.738	106.1	1:53.125	(2)	85.66	0.209	14:28:46.558
8 -	28.074	111.4	31.729	93.2	21.983	102.2	31.130	95.0	1:52.916	(1)	85.82		14:30:39.474

P15 30 Max COOK		Repli-Cast - Repli-Cast UK Racing											
IDEAL LAP TIME : 1:53.109		BEST LAP TIME : 1:53.209				DIFFERENCE : 0.100							
LAP	SECTOR 1	SECTOR 2	SECTOR 3	SECTOR 4	LAP TIME	MPH	DIFF	TIME OF DAY					
1 -	OUTLAP	107.7	36.209	89.1	24.353	100.7	33.331	106.1					14:13:32.507
2 -	31.322	111.1	34.037	90.5	23.723	103.4	IN PIT		2:09.223	P	74.99	16.014	14:15:41.730
3 -	OUTLAP	109.8	36.023	90.0	24.425	101.9	32.277	108.0	5:18.397	30.43	3:25.188	14:21:00.127	
4 -	29.751	113.9	32.736	92.5	22.808	104.0	31.757	108.4	1:57.052	82.79	3.843	14:22:57.179	
5 -	29.537	113.5	31.852	92.6	23.078	105.3	30.992	109.6	1:55.459	(3)	83.93	2.250	14:24:52.638
6 -	28.634	113.7	31.894	92.4	22.383	103.4	30.745	108.2	1:53.656	(2)	85.26	0.447	14:26:46.294
7 -	28.432	113.1	31.672	92.0	22.260	104.3	30.845	108.4	1:53.209	(1)	85.60		14:28:39.503
8 -	28.555	113.5	33.232	94.9	22.534	99.7	31.210	109.4	1:55.531	83.88	2.322	14:30:35.034	

P16 3 S Mark CLAYTON		Honda NSF - SP125											
IDEAL LAP TIME : 1:53.234		BEST LAP TIME : 1:53.234				DIFFERENCE : 0.000							
LAP	SECTOR 1	SECTOR 2	SECTOR 3	SECTOR 4	LAP TIME	MPH	DIFF	TIME OF DAY					
1 -	OUTLAP	108.4	34.884	89.5	24.598	99.5	33.616	105.0					14:12:18.160
2 -	30.602	110.0	33.068	90.1	23.497	101.0	32.285	106.5	1:59.452	81.13	6.218	14:14:17.612	
3 -	31.269	94.1	33.934	91.6	24.796	83.0	33.248	105.5	2:03.247	78.63	10.013	14:16:20.859	
4 -	29.421	112.5	32.124	91.9	23.444	104.0	31.663	108.0	1:56.652	83.07	3.418	14:18:17.511	
5 -	29.349	112.4	32.678	92.4	23.474	101.6	32.603	107.0	1:58.104	82.05	4.870	14:20:15.615	
6 -	28.642	111.8	31.756	92.4	22.632	103.8	31.963	107.7	1:54.993	(3)	84.27	1.759	14:22:10.608
7 -	29.809	106.3	32.660	89.2	24.165	99.8	IN PIT		2:05.016	P	77.52	11.782	14:24:15.624
8 -	OUTLAP	109.4	31.997	91.4	23.065	100.9	31.771	107.7	2:57.480	54.60	1:04.246	14:27:13.104	
9 -	28.554	112.9	31.311	93.0	22.401	104.0	31.624	107.0	1:53.890	(2)	85.09	0.656	14:29:06.994
10 -	28.355	113.5	31.286	93.5	22.284	102.9	31.309	108.2	1:53.234	(1)	85.58		14:31:00.228

P17 15 Eugene McMANUS		KTM - CD / IC Racing											
IDEAL LAP TIME : 1:52.988		BEST LAP TIME : 1:53.490				DIFFERENCE : 0.502							
LAP	SECTOR 1	SECTOR 2	SECTOR 3	SECTOR 4	LAP TIME	MPH	DIFF	TIME OF DAY					
1 -	OUTLAP	116.9	38.242	93.5	25.334	106.6	34.422	110.7					14:12:27.595
2 -	30.929	117.5	35.022	93.8	23.735	105.8	33.456	111.6	2:03.142	78.70	9.652	14:14:30.737	
3 -	31.456	115.9	36.205	93.0	24.384	105.5	IN PIT		2:12.305	P	73.24	18.815	14:16:43.042
4 -	OUTLAP	117.1	34.248	95.3	22.995	107.2	32.226	112.4	6:54.820	23.36	5:01.330	14:23:37.862	
5 -	29.118	117.7	33.087	94.7	22.661	107.3	31.752	112.2	1:56.618	83.10	3.128	14:25:34.480	
6 -	28.748	118.5	32.843	95.5	22.159	108.4	31.342	112.0	1:55.092	(3)	84.20	1.602	14:27:29.572
7 -	28.449	118.7	32.376	95.5	22.873	107.7	30.962	114.1	1:54.660	(2)	84.52	1.170	14:29:24.232
8 -	28.024	119.4	31.843	96.1	22.489	106.0	31.134	113.1	1:53.490	(1)	85.39		14:31:17.722

P18 98 Tomas de VRIES		Honda - DAT Racing											
IDEAL LAP TIME : 1:53.590		BEST LAP TIME : 1:53.597				DIFFERENCE : 0.007							
LAP	SECTOR 1	SECTOR 2	SECTOR 3	SECTOR 4	LAP TIME	MPH	DIFF	TIME OF DAY					
1 -	OUTLAP	108.7	36.568	90.4	24.804	98.2	32.938	106.3					14:13:23.426
2 -	30.947	111.8	33.459	90.8	23.281	102.2	IN PIT		2:05.683	P	77.10	12.086	14:15:29.109
3 -	OUTLAP	108.9	33.718	91.1	23.480	97.3	32.593	107.5	6:41.284	24.15	4:47.687	14:22:10.393	
4 -	28.890	113.1	31.985	92.5	22.529	102.7	31.007	108.2	1:54.411	(3)	84.70	0.814	14:24:04.804
5 -	28.684	112.7	31.969	91.4	29.514	97.3	31.604	106.8	2:01.771	79.58	8.174	14:26:06.575	
6 -	28.945	112.0	32.002	92.0	22.850	101.3	31.566	106.6	1:55.363	84.00	1.766	14:28:01.938	
7 -	28.653	112.0	31.780	92.4	22.602	102.6	31.307	108.0	1:54.342	(2)	84.75	0.745	14:29:56.280
8 -	28.462	113.5	31.608	92.8	22.536	102.1	30.991	108.4	1:53.597	(1)	85.31		14:31:49.877

Weather / Track : Bright / Damp

Oulton Park International
Circuit Length = 2.6920 miles
Start: 14:10 Flag 14:30 End: 14:32

MCRCB BULLETIN TK042

2016 MCE British Superbike Championship - Round 2

2016 HEL Performance British Motostar Championship

FREE PRACTICE 2 - SECTOR ANALYSIS

SECTOR 1 = FL to I1, SECTOR 2 = I1 to I2 SECTOR 3 = I2 to I3, SECTOR 4 = I3 to FL, DIFF = Difference To Personal Best Lap

P19 99		Stephen CAMPBELL						Honda - Campbell Racing			
IDEAL LAP TIME : 1:53.849		BEST LAP TIME : 1:53.913				DIFFERENCE : 0.064					
LAP	SECTOR 1	SECTOR 2		SECTOR 3		SECTOR 4		LAP TIME	MPH	DIFF	TIME OF DAY
1 -	OUTLAP	106.8	35.548	89.7	24.291	99.5	IN PIT			P	14:15:13.013
2 -	OUTLAP	108.4	33.978	90.8	23.381	100.9	32.166	106.3	6:23.462	25.27	4:29.549 14:21:36.475
3 -	30.288	108.5	32.962	91.5	22.877	101.2	31.768	105.8	1:57.895	82.20	3.982 14:23:34.370
4 -	29.463	110.0	32.252	91.5	22.712	102.7	31.264	106.0	1:55.691 (3)	83.76	1.778 14:25:30.061
5 -	28.741	111.4	32.039	92.0	23.560	100.4	31.638	106.6	1:55.978	83.56	2.065 14:27:26.039
6 -	29.126	110.7	31.789	91.8	22.796	100.9	31.322	106.8	1:55.033 (2)	84.24	1.120 14:29:21.072
7 -	28.540	109.4	31.853	91.8	22.635	100.6	30.885	107.7	1:53.913 (1)	85.07	14:31:14.985

P20 64 S		Asher DURHAM						Honda NSF - Cresswell Racing			
IDEAL LAP TIME : 1:54.084		BEST LAP TIME : 1:54.092				DIFFERENCE : 0.008					
LAP	SECTOR 1	SECTOR 2		SECTOR 3		SECTOR 4		LAP TIME	MPH	DIFF	TIME OF DAY
1 -	OUTLAP	105.6	35.317	89.8	23.949	100.1	32.535	104.8			14:12:18.928
2 -	30.534	109.1	32.846	91.8	23.263	101.9	32.428	106.8	1:59.071 (2)	81.39	4.979 14:14:17.999
3 -	31.089	93.2	33.269	91.1	23.442	100.0	IN PIT		2:07.019 P	76.29	12.927 14:16:25.018
4 -	OUTLAP	107.3	33.371	89.2	23.893	96.4	IN PIT		9:32.037 P	16.94	7:37.945 14:25:57.055
5 -	OUTLAP	109.1	32.344	91.1	22.787	100.7	31.504	107.2	3:08.544	51.40	1:14.452 14:29:05.599
6 -	28.541	111.4	31.701	92.9	22.338	102.1	31.512	107.7	1:54.092 (1)	84.94	14:30:59.691

P21 79 S		Storm STACEY						Honda NSF - Repli-Cast UK Racing			
IDEAL LAP TIME : 1:54.059		BEST LAP TIME : 1:54.427				DIFFERENCE : 0.368					
LAP	SECTOR 1	SECTOR 2		SECTOR 3		SECTOR 4		LAP TIME	MPH	DIFF	TIME OF DAY
1 -	OUTLAP	104.2	36.818	89.2	25.354	93.4	IN PIT			P	14:13:33.061
2 -	OUTLAP	111.2	34.538	91.8	23.714	102.6	34.239	103.0	4:53.496	33.02	2:59.069 14:18:26.557
3 -	30.288	114.3	33.089	93.3	23.198	104.0	31.907	109.2	1:58.482	81.79	4.055 14:20:25.039
4 -	29.090	115.5	33.187	93.3	22.618	103.5	32.090	107.3	1:56.985	82.84	2.558 14:22:22.024
5 -	28.818	114.5	32.065	93.7	22.515	103.5	31.818	107.2	1:55.216	84.11	0.789 14:24:17.240
6 -	28.658	113.7	32.160	93.5	22.552	103.4	31.614	108.0	1:54.984 (3)	84.28	0.557 14:26:12.224
7 -	28.567	111.6	32.147	94.1	22.369	104.0	31.906	107.8	1:54.989	84.28	0.562 14:28:07.213
8 -	28.516	114.1	32.050	93.0	22.329	103.4	31.698	109.1	1:54.593 (2)	84.57	0.166 14:30:01.806
9 -	28.739	114.1	31.983	94.2	22.474	103.8	31.231	108.9	1:54.427 (1)	84.69	14:31:56.233

P22 72 S		Cameron HORSMAN						Honda NSF - FAB-Racing			
IDEAL LAP TIME : 1:54.018		BEST LAP TIME : 1:54.995				DIFFERENCE : 0.977					
LAP	SECTOR 1	SECTOR 2		SECTOR 3		SECTOR 4		LAP TIME	MPH	DIFF	TIME OF DAY
1 -	OUTLAP	101.3	37.278	88.7	24.557	100.6	33.526	107.0			14:16:49.830
2 -	31.669	110.1	34.804	91.4	23.752	101.9	IN PIT		2:10.604 P	74.20	15.609 14:19:00.434
3 -	OUTLAP	109.8	33.365	90.8	22.999	100.9	31.989	106.1	2:34.915	62.55	39.920 14:21:35.349
4 -	29.480	109.2	32.761	90.9	22.634	101.2	31.744	105.8	1:56.619 (3)	83.10	1.624 14:23:31.968
5 -	29.307	109.6	32.474	90.5	22.583	100.6	31.685	104.8	1:56.049 (2)	83.51	1.054 14:25:28.017
6 -	29.301	109.4	32.135	90.0	22.335	101.9	31.224	106.3	1:54.995 (1)	84.27	14:27:23.012
7 -	28.551	110.3	31.908	91.5	26.151	97.3	IN PIT		2:07.258 P	76.15	12.263 14:29:30.270
8 -	OUTLAP	108.0	33.333	90.3	23.001	101.0	31.616	105.3	2:27.966	65.49	32.971 14:31:58.236

P23 25 S		Thomas STRUDWICK						Honda NSF - Case Moto3			
IDEAL LAP TIME : 1:55.000		BEST LAP TIME : 1:55.000				DIFFERENCE : 0.000					
LAP	SECTOR 1	SECTOR 2		SECTOR 3		SECTOR 4		LAP TIME	MPH	DIFF	TIME OF DAY
1 -	OUTLAP	101.0	35.626	91.8	25.107	87.1	34.156	108.9			14:14:25.408
2 -	30.867	111.1	33.959	91.8	23.603	103.5	32.350	107.5	2:00.779	80.23	5.779 14:16:26.187
3 -	30.205	111.4	34.160	88.3	23.649	103.2	32.265	106.5	2:00.279	80.57	5.279 14:18:26.466
4 -	29.643	110.9	33.341	92.3	23.156	103.0	31.951	108.5	1:58.091	82.06	3.091 14:20:24.557
5 -	29.519	110.0	34.348	92.8	23.150	102.4	31.657	108.7	1:58.674	81.66	3.674 14:22:23.231
6 -	29.355	112.5	32.640	91.8	22.745	103.4	31.251	107.3	1:55.991 (3)	83.55	0.991 14:24:19.222
7 -	29.223	110.3	32.667	91.0	22.946	102.6	31.233	107.3	1:56.069	83.49	1.069 14:26:15.291
8 -	29.346	110.5	32.489	92.4	22.779	102.7	31.118	107.8	1:55.732 (2)	83.73	0.732 14:28:11.023
9 -	28.958	110.9	32.374	93.2	22.683	103.0	30.985	108.2	1:55.000 (1)	84.27	14:30:06.023

Weather / Track : Bright / Damp

Oulton Park International
Circuit Length = 2.6920 miles
Start: 14:10 Flag 14:30 End: 14:32

MCRCB BULLETIN TK042

2016 MCE British Superbike Championship - Round 2

2016 HEL Performance British Motostar Championship

FREE PRACTICE 2 - SECTOR ANALYSIS

SECTOR 1 = FL to I1, SECTOR 2 = I1 to I2 SECTOR 3 = I2 to I3, SECTOR 4 = I3 to FL, DIFF = Difference To Personal Best Lap

P24		7 S		TJ TOMS		Honda NSF - Wilson Racing					
IDEAL LAP TIME : 1:54.973		BEST LAP TIME : 1:55.213		DIFFERENCE : 0.240							
LAP	SECTOR 1	SECTOR 2		SECTOR 3		SECTOR 4		LAP TIME	MPH	DIFF	TIME OF DAY
1 -	OUTLAP	105.5	36.881	88.5	24.387	98.8	IN PIT			P	14:13:04.188
2 -	OUTLAP	107.5	35.978	90.6	23.992	100.4	33.350	105.1	8:22.431	19.28	6:27.218 14:21:26.619
3 -	30.357	109.4	33.171	92.1	22.982	101.2	32.351	106.6	1:58.861	81.53	3.648 14:23:25.480
4 -	29.540	110.1	33.162	92.4	22.840	100.9	31.867	106.3	1:57.409	82.54	2.196 14:25:22.889
5 -	28.972	111.2	32.435	92.0	22.765	101.6	31.778	106.3	1:55.950 (3)	83.58	0.737 14:27:18.839
6 -	28.817	111.1	32.202	92.0	22.486	101.6	31.708	105.0	1:55.213 (1)	84.11	14:29:14.052
7 -	29.074	112.5	31.962	92.5	22.545	102.1	31.785	106.3	1:55.366 (2)	84.00	0.153 14:31:09.418

P25		20		Joel MARKLUND		Honda - Marklund Solutions / SP125					
IDEAL LAP TIME : 1:54.468		BEST LAP TIME : 1:55.336		DIFFERENCE : 0.868							
LAP	SECTOR 1	SECTOR 2		SECTOR 3		SECTOR 4		LAP TIME	MPH	DIFF	TIME OF DAY
1 -	OUTLAP	103.0	36.501	85.3	25.717	87.9	34.872	100.4			14:13:37.287
2 -	31.080	107.5	34.473	89.1	23.797	100.1	32.701	106.5	2:02.051	79.40	6.715 14:15:39.338
3 -	29.541	112.4	33.498	91.6	23.288	102.6	31.815	108.5	1:58.142	82.03	2.806 14:17:37.480
4 -	29.827	113.3	32.825	91.9	22.922	102.2	31.461	108.9	1:57.035	82.80	1.699 14:19:34.515
5 -	28.920	113.7	32.586	93.0	22.715	102.4	31.255	108.9	1:55.476 (2)	83.92	0.140 14:21:29.991
6 -	28.636	112.4	32.667	93.0	22.628	102.2	31.784	107.8	1:55.715	83.75	0.379 14:23:25.706
7 -	29.718	111.4	32.426	92.4	22.495	102.6	31.334	108.9	1:55.973	83.56	0.637 14:25:21.679
8 -	28.761	114.5	32.314	91.4	22.633	101.2	31.628	108.5	1:55.336 (1)	84.02	14:27:17.015
9 -	28.700	113.7	32.284	93.5	22.610	102.4	32.818	97.9	1:56.412	83.25	1.076 14:29:13.427
10 -	29.138	114.9	32.082	93.3	22.798	101.5	31.615	108.0	1:55.633 (3)	83.81	0.297 14:31:09.060

P26		56 S		Charlie ATKINS		Honda NSF - Wilson Racing					
IDEAL LAP TIME : 1:55.677		BEST LAP TIME : 1:55.756		DIFFERENCE : 0.079							
LAP	SECTOR 1	SECTOR 2		SECTOR 3		SECTOR 4		LAP TIME	MPH	DIFF	TIME OF DAY
1 -	OUTLAP	106.6	38.686	90.5	25.244	93.5	IN PIT			P	14:12:39.674
2 -	OUTLAP	109.6	35.132	90.1	23.348	100.7	33.056	105.3	10:06.364	15.98	8:10.608 14:22:46.038
3 -	30.876	112.9	33.310	91.8	22.564	103.7	31.714	108.0	1:58.464	81.80	2.708 14:24:44.502
4 -	29.585	112.5	32.807	90.0	22.645	103.8	31.808	104.6	1:56.845 (2)	82.94	1.089 14:26:41.347
5 -	29.614	113.7	32.294	93.0	22.337	104.0	31.511	109.8	1:55.756 (1)	83.72	14:28:37.103
6 -	29.535	115.1	34.293	94.7	22.702	101.6	31.732	108.7	1:58.262 (3)	81.94	2.506 14:30:35.365

P27		34 S		Liam DELVES		Honda NSF - Crucials Sauce / Banks Racing					
IDEAL LAP TIME : 1:55.912		BEST LAP TIME : 1:56.239		DIFFERENCE : 0.327							
LAP	SECTOR 1	SECTOR 2		SECTOR 3		SECTOR 4		LAP TIME	MPH	DIFF	TIME OF DAY
1 -	OUTLAP	106.5	34.803	87.3	24.615	96.6	IN PIT			P	14:13:14.390
2 -	OUTLAP	104.8	34.246	87.4	24.241	95.3	32.723	101.6	7:33.046	21.39	5:36.807 14:20:47.436
3 -	30.978	101.2	33.229	89.5	23.400	97.8	31.868	104.6	1:59.475	81.11	3.236 14:22:46.911
4 -	29.788	107.8	32.605	88.4	22.891	98.2	31.636	102.9	1:56.920	82.88	0.681 14:24:43.831
5 -	29.362	107.2	32.310	87.8	22.849	97.9	31.718	103.8	1:56.239 (1)	83.37	14:26:40.070
6 -	29.345	107.3	32.344	89.4	23.027	97.1	31.608	104.5	1:56.324 (3)	83.31	0.085 14:28:36.394
7 -	29.530	106.8	32.192	89.4	23.001	97.3	31.526	103.8	1:56.249 (2)	83.36	0.010 14:30:32.643

P28		22 S		Tasia RODINK		Honda NSF - GA Competition					
IDEAL LAP TIME : 1:58.288		BEST LAP TIME : 1:58.408		DIFFERENCE : 0.120							
LAP	SECTOR 1	SECTOR 2		SECTOR 3		SECTOR 4		LAP TIME	MPH	DIFF	TIME OF DAY
1 -	OUTLAP	102.2	36.862	86.5	25.241	95.1	35.282	102.2			14:14:03.827
2 -	31.282	105.5	35.192	88.1	24.365	97.5	33.355	102.7	2:04.194	78.03	5.786 14:16:08.021
3 -	30.530	106.1	34.736	87.6	23.936	97.8	IN PIT		2:09.289	P	74.95 10.881 14:18:17.310
4 -	OUTLAP	105.8	34.770	88.3	23.787	98.9	32.553	103.4	2:45.809	58.44	47.401 14:21:03.119
5 -	29.948	107.3	34.164	89.5	23.336	99.4	33.299	99.2	2:00.747	80.26	2.339 14:23:03.866
6 -	29.789	107.2	34.054	87.8	23.503	98.6	32.444	102.6	1:59.790	80.90	1.382 14:25:03.656
7 -	29.689	106.6	33.351	87.4	23.316	98.3	32.398	100.9	1:58.754 (2)	81.60	0.346 14:27:02.410
8 -	29.626	107.5	33.108	89.1	23.572	96.1	32.458	102.2	1:58.764 (3)	81.60	0.356 14:29:01.174
9 -	29.696	106.6	33.073	89.0	23.366	98.1	32.273	102.7	1:58.408 (1)	81.84	14:30:59.582

Weather / Track : Bright / Damp

Oulton Park International
Circuit Length = 2.6920 miles
Start: 14:10 Flag 14:30 End: 14:32

MCRCB BULLETIN TK042

2016 MCE British Superbike Championship - Round 2

2016 HEL Performance British Motostar Championship

FREE PRACTICE 2 - SECTOR ANALYSIS

SECTOR 1 = FL to I1, SECTOR 2 = I1 to I2 SECTOR 3 = I2 to I3, SECTOR 4 = I3 to FL, DIFF = Difference To Personal Best Lap

P29		16 S		Connall COURTNEY				Honda NSF - Team ILR				
IDEAL LAP TIME : 1:59.978		BEST LAP TIME : 2:00.180				DIFFERENCE : 0.202						
LAP	SECTOR 1	SECTOR 2		SECTOR 3		SECTOR 4		LAP TIME	MPH	DIFF	TIME OF DAY	
1 -	OUTLAP	98.3	40.242	86.0	26.397	94.3	34.789	102.2			14:13:25.309	
2 -	32.697	106.8	35.717	88.5	24.830	98.6	33.789	101.8	2:07.033	76.28	6.853	14:15:32.342
3 -	31.171	108.2	35.042	89.3	24.383	98.3	33.421	102.7	2:04.017	78.14	3.837	14:17:36.359
4 -	30.988	106.5	34.210	90.3	24.191	98.9	33.195	103.5	2:02.584	79.05	2.404	14:19:38.943
5 -	30.527	107.8	33.877	89.4	24.052	98.8	32.871	103.0	2:01.327	79.87	1.147	14:21:40.270
6 -	30.212	107.3	33.803	89.9	23.829	99.5	33.058	103.4	2:00.902 (3)	80.15	0.722	14:23:41.172
7 -	30.324	104.6	34.212	87.0	24.201	98.5	33.387	102.4	2:02.124	79.35	1.944	14:25:43.296
8 -	29.956	106.8	33.477	88.8	23.898	98.6	32.905	101.6	2:00.236 (2)	80.60	0.056	14:27:43.532
9 -	29.992	106.0	34.573	88.5	24.676	98.1	33.578	103.5	2:02.819	78.90	2.639	14:29:46.351
10 -	29.938	107.7	33.679	88.8	23.790	98.3	32.773	102.1	2:00.180 (1)	80.63		14:31:46.531

P30		24 S		Shane FABER				Honda NSF - Shane Faber Racing				
IDEAL LAP TIME : 2:01.243		BEST LAP TIME : 2:01.307				DIFFERENCE : 0.064						
LAP	SECTOR 1	SECTOR 2		SECTOR 3		SECTOR 4		LAP TIME	MPH	DIFF	TIME OF DAY	
1 -	OUTLAP	109.1	37.868	90.9	25.585	98.9	33.845	105.0			14:12:26.420	
2 -	31.849	110.0	36.255	90.0	24.965	98.8	33.773	105.6	2:06.842 (3)	76.40	5.535	14:14:33.262
3 -	34.120	104.8	37.619	88.6	25.025	96.1	IN PIT		2:19.263 P	69.58	17.956	14:16:52.525
4 -	OUTLAP	106.8	36.809	89.1	24.290	99.8	33.527	105.0	9:40.052	16.70	7:38.745	14:26:32.577
5 -	31.555	110.3	35.165	90.3	23.690	93.7	32.934	106.6	2:03.344 (2)	78.57	2.037	14:28:35.921
6 -	30.588	110.9	35.229	92.4	23.388	101.8	32.102	107.2	2:01.307 (1)	79.89		14:30:37.228

P31		54		Sam BURMAN				KTM - TeamWNT / Burman Racing				
IDEAL LAP TIME : 2:01.752		BEST LAP TIME : 2:02.682				DIFFERENCE : 0.930						
LAP	SECTOR 1	SECTOR 2		SECTOR 3		SECTOR 4		LAP TIME	MPH	DIFF	TIME OF DAY	
1 -	OUTLAP	114.1	34.872	94.5	24.364	102.7	33.307	110.5			14:14:46.315	
2 -	30.923	115.9	34.571	93.8	23.666	104.2	33.522	110.9	2:02.682 (1)	78.99		14:16:48.997
3 -	31.913	115.9	33.856	94.7	23.713	103.7	IN PIT		2:09.284 P	74.96	6.602	14:18:58.281

P32		48		Ewan POTTER				Honda -				
IDEAL LAP TIME : 2:02.306		BEST LAP TIME : 2:05.188				DIFFERENCE : 2.882						
LAP	SECTOR 1	SECTOR 2		SECTOR 3		SECTOR 4		LAP TIME	MPH	DIFF	TIME OF DAY	
1 -	OUTLAP	107.8	40.077	89.1	26.047	94.6	35.596	100.7			14:12:30.671	
2 -	31.863	108.2	36.281	90.6	24.896	102.1	35.176	104.0	2:08.216 (3)	75.58	3.028	14:14:38.887
3 -	31.947	109.6	37.541	89.2	25.191	101.9	34.885	104.0	2:09.564	74.79	4.376	14:16:48.451
4 -	32.868	110.5	34.614	92.5	23.992	102.4	33.714	103.2	2:05.188 (1)	77.41		14:18:53.639
5 -	30.797	110.1	34.868	90.1	27.714	101.3	33.586	106.3	2:06.965 (2)	76.33	1.777	14:21:00.604
6 -	30.114	112.4	34.636	90.9	24.204	95.3	IN PIT		2:09.503 P	74.83	4.315	14:23:10.107

P33		28		Lee HINDLE				KTM - JH Motorsport				
IDEAL LAP TIME : 2:08.455		BEST LAP TIME : 2:09.920				DIFFERENCE : 1.465						
LAP	SECTOR 1	SECTOR 2		SECTOR 3		SECTOR 4		LAP TIME	MPH	DIFF	TIME OF DAY	
1 -	OUTLAP	96.1	39.011	85.9	25.951	101.3	35.866	107.7			14:12:28.239	
2 -	32.713	114.1	36.260	89.5	25.190	101.6	35.973	105.3	2:10.136 (2)	74.47	0.216	14:14:38.375
3 -	32.108	112.9	37.725	90.1	24.450	104.8	35.637	103.2	2:09.920 (1)	74.59		14:16:48.295
4 -	33.491	103.4	36.990	80.7	27.150	88.4	IN PIT		2:24.798 P	66.92	14.878	14:19:13.093

MCRCB BULLETIN TK043**2016 MCE British Superbike Championship - Round 2****2016 HEL Performance British Motostar Championship****FREE PRACTICE 2 - BEST SPEEDS**

POS	INTERMEDIATE 1		INTERMEDIATE 2		INTERMEDIATE 3		FINISH LINE		MPH			
	NO	NAME	MPH	NO	NAME	MPH	NO	NAME				
1	15	McMANUS	119.4	86	NESBITT	98.2	47	ARCHER	108.9	15	McMANUS	114.1
2	52	BOERBOOM	118.7	47	ARCHER	98.1	15	McMANUS	108.4	86	NESBITT	114.1
3	86	NESBITT	118.7	44	BEST	96.9	21	KERR	108.2	47	ARCHER	112.9
4	47	ARCHER	118.5	52	BOERBOOM	96.5	86	NESBITT	107.8	52	BOERBOOM	112.4
5	44	BEST	117.3	21	KERR	96.2	26	SAEZ	107.3	26	SAEZ	111.8
6	26	SAEZ	116.9	66	FRASER	96.2	52	BOERBOOM	107.2	21	KERR	111.4
7	66	FRASER	116.9	15	McMANUS	96.1	44	BEST	106.6	44	BEST	111.1
8	21	KERR	116.5	65	OWENS	95.5	65	OWENS	106.5	54	BURMAN	110.9
9	54	BURMAN	115.9	26	SAEZ	95.1	66	FRASER	106.5	65	OWENS	110.9
10	65	OWENS	115.9	30	COOK	94.9	30	COOK	105.3	66	FRASER	110.0
11	79	STACEY	115.5	54	BURMAN	94.7	28	HINDLE	104.8	56	ATKINS	109.8
12	56	ATKINS	115.1	56	ATKINS	94.7	54	BURMAN	104.2	30	COOK	109.6
13	69	BOOTH-AMOS	115.1	35	LODGE	94.2	3	CLAYTON	104.0	62	VALK	109.4
14	20	MARKLUND	114.9	79	STACEY	94.2	56	ATKINS	104.0	35	LODGE	109.2
15	28	HINDLE	114.1	3	CLAYTON	93.5	62	VALK	104.0	79	STACEY	109.2
16	30	COOK	113.9	20	MARKLUND	93.5	79	STACEY	104.0	20	MARKLUND	108.9
17	35	LODGE	113.9	62	VALK	93.5	25	STRUDWICK	103.5	25	STRUDWICK	108.9
18	3	CLAYTON	113.5	11	JONES	93.2	35	LODGE	103.5	98	VRIES	108.4
19	98	VRIES	113.5	25	STRUDWICK	93.2	69	BOOTH-AMOS	103.2	3	CLAYTON	108.2
20	62	VALK	113.3	64	DURHAM	92.9	12	RENDELL	103.0	2	BROUWERS	107.7
21	7	TOMS	112.5	98	VRIES	92.8	11	JONES	102.7	12	RENDELL	107.7
22	12	RENDELL	112.5	12	RENDELL	92.6	98	VRIES	102.7	28	HINDLE	107.7
23	25	STRUDWICK	112.5	7	TOMS	92.5	99	CAMPBELL	102.7	64	DURHAM	107.7
24	48	POTTER	112.4	48	POTTER	92.5	20	MARKLUND	102.6	99	CAMPBELL	107.7
25	2	BROUWERS	112.2	69	BOOTH-AMOS	92.5	48	POTTER	102.4	11	JONES	107.2
26	11	JONES	112.0	24	FABER	92.4	7	TOMS	102.1	24	FABER	107.2
27	64	DURHAM	111.4	99	CAMPBELL	92.0	64	DURHAM	102.1	72	HORSMAN	107.0
28	99	CAMPBELL	111.4	72	HORSMAN	91.5	72	HORSMAN	101.9	7	TOMS	106.6
29	24	FABER	110.9	2	BROUWERS	91.0	24	FABER	101.8	48	POTTER	106.3
30	72	HORSMAN	110.3	16	COURTNEY	90.3	2	BROUWERS	100.9	69	BOOTH-AMOS	106.3
31	16	COURTNEY	108.2	28	HINDLE	90.1	16	COURTNEY	99.5	34	DELVES	104.6
32	34	DELVES	107.8	22	RODINK	89.5	22	RODINK	99.4	16	COURTNEY	103.5
33	22	RODINK	107.5	34	DELVES	89.5	34	DELVES	98.2	22	RODINK	103.4

Weather / Track : Bright / Damp

Oulton Park International
Circuit Length = 2.6920 miles
Start: 14:10 Flag 14:30 End: 14:32

Results can be found at www.tsl-timing.com

Printed - 14:34 Saturday, 30 April 2016

MCRCB BULLETIN TK044

2016 MCE British Superbike Championship - Round 2

2016 HEL Performance British Motostar Championship

FREE PRACTICE 2 - BEST SECTORS

SECTOR 1				SECTOR 2				SECTOR 3				SECTOR 4				IDEAL / BEST COMPARISON		
POS	NO	NAME	TIME	NO	NAME	TIME	NO	NAME	TIME	NO	NAME	TIME	NO	NAME	IDEAL	BEST	DIFF	
															PERFECT LAP 1:48.319			
1	44	BEST	27.204	12	RENDELL	30.027	86	NESBITT	21.368	86	NESBITT	29.720	1	44	BEST	1:48.718	1:49.168	0.450
2	26	SAEZ	27.223	44	BEST	30.179	12	RENDELL	21.391	44	BEST	29.754	2	86	NESBITT	1:48.843	1:48.843	0.000
3	86	NESBITT	27.366	26	SAEZ	30.300	26	SAEZ	21.446	26	SAEZ	30.031	3	26	SAEZ	1:49.000	1:49.295	0.295
4	52	BOERBOO	27.423	65	OWENS	30.300	69	BOOTH-A	21.577	12	RENDELL	30.072	4	12	RENDELL	1:49.185	1:49.185	0.000
5	69	BOOTH-A	27.473	86	NESBITT	30.389	44	BEST	21.581	47	ARCHER	30.107	5	52	BOERBOOM	1:49.759	1:49.920	0.161
6	2	BROUWER	27.543	69	BOOTH-A	30.438	52	BOERBOO	21.656	52	BOERBOO	30.117	6	69	BOOTH-AMOS	1:50.057	1:50.565	0.508
7	62	VALK	27.691	2	BROUWER	30.460	47	ARCHER	21.666	65	OWENS	30.294	7	65	OWENS	1:50.186	1:51.074	0.888
8	12	RENDELL	27.695	52	BOERBOO	30.563	62	VALK	21.739	21	KERR	30.312	8	62	VALK	1:50.360	1:50.678	0.318
9	65	OWENS	27.772	62	VALK	30.586	65	OWENS	21.820	2	BROUWER	30.334	9	2	BROUWERS	1:50.424	1:50.424	0.000
10	47	ARCHER	27.916	21	KERR	30.834	11	JONES	21.983	62	VALK	30.344	10	47	ARCHER	1:50.691	1:50.820	0.129
11	21	KERR	27.967	35	LODGE	30.882	21	KERR	22.074	35	LODGE	30.449	11	21	KERR	1:51.187	1:51.273	0.086
12	66	FRASER	27.982	47	ARCHER	31.002	2	BROUWER	22.087	69	BOOTH-A	30.569	12	35	LODGE	1:51.558	1:51.900	0.342
13	15	McMANUS	28.024	3	CLAYTON	31.286	35	LODGE	22.097	11	JONES	30.738	13	11	JONES	1:52.524	1:52.916	0.392
14	11	JONES	28.074	98	VRIES	31.608	15	McMANUS	22.159	30	COOK	30.745	14	66	FRASER	1:52.660	1:52.739	0.079
15	35	LODGE	28.130	66	FRASER	31.631	66	FRASER	22.237	66	FRASER	30.810	15	15	McMANUS	1:52.988	1:53.490	0.502
16	3	CLAYTON	28.355	30	COOK	31.672	30	COOK	22.260	99	CAMPBEL	30.885	16	30	COOK	1:53.109	1:53.209	0.100
17	30	COOK	28.432	64	DURHAM	31.701	3	CLAYTON	22.284	15	McMANUS	30.962	17	3	CLAYTON	1:53.234	1:53.234	0.000
18	98	VRIES	28.462	11	JONES	31.729	79	STACEY	22.329	25	STRUDWI	30.985	18	98	VRIES	1:53.590	1:53.597	0.007
19	79	STACEY	28.516	99	CAMPBEL	31.789	72	HORSMAN	22.335	98	VRIES	30.991	19	99	CAMPBELL	1:53.849	1:53.913	0.064
20	99	CAMPBEL	28.540	15	McMANUS	31.843	56	ATKINS	22.337	72	HORSMAN	31.224	20	72	HORSMAN	1:54.018	1:54.995	0.977
21	64	DURHAM	28.541	72	HORSMAN	31.908	64	DURHAM	22.338	79	STACEY	31.231	21	79	STACEY	1:54.059	1:54.427	0.368
22	72	HORSMAN	28.551	7	TOMS	31.962	7	TOMS	22.486	20	MARKLUN	31.255	22	64	DURHAM	1:54.084	1:54.092	0.008
23	20	MARKLUN	28.636	79	STACEY	31.983	20	MARKLUN	22.495	3	CLAYTON	31.309	23	20	MARKLUND	1:54.468	1:55.336	0.868
24	7	TOMS	28.817	20	MARKLUN	32.082	98	VRIES	22.529	64	DURHAM	31.504	24	7	TOMS	1:54.973	1:55.213	0.240
25	25	STRUDWI	28.958	34	DELVES	32.192	99	CAMPBEL	22.635	56	ATKINS	31.511	25	25	STRUDWICK	1:55.000	1:55.000	0.000
26	34	DELVES	29.345	56	ATKINS	32.294	25	STRUDWI	22.683	34	DELVES	31.526	26	56	ATKINS	1:55.677	1:55.756	0.079
27	56	ATKINS	29.535	25	STRUDWI	32.374	34	DELVES	22.849	7	TOMS	31.708	27	34	DELVES	1:55.912	1:56.239	0.327
28	22	RODINK	29.626	22	RODINK	33.073	22	RODINK	23.316	24	FABER	32.102	28	22	RODINK	1:58.288	1:58.408	0.120
29	16	COURTNE	29.938	16	COURTNE	33.477	24	FABER	23.388	22	RODINK	32.273	29	16	COURTNEY	1:59.978	2:00.180	0.202
30	48	POTTER	30.114	54	BURMAN	33.856	54	BURMAN	23.666	16	COURTNE	32.773	30	24	FABER	2:01.243	2:01.307	0.064
31	24	FABER	30.588	48	POTTER	34.614	16	COURTNE	23.790	54	BURMAN	33.307	31	54	BURMAN	2:01.752	2:02.682	0.930
32	54	BURMAN	30.923	24	FABER	35.165	48	POTTER	23.992	48	POTTER	33.586	32	48	POTTER	2:02.306	2:05.188	2.882
33	28	HINDLE	32.108	28	HINDLE	36.260	28	HINDLE	24.450	28	HINDLE	35.637	33	28	HINDLE	2:08.455	2:09.920	1.465

Weather / Track : Bright / Damp

Oulton Park International
 Circuit Length = 2.6920 miles
 Start: 14:10 Flag 14:30 End: 14:32

Results can be found at www.tsl-timing.com

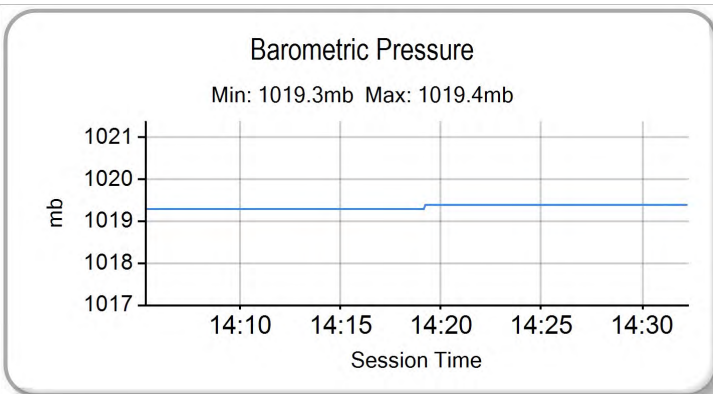
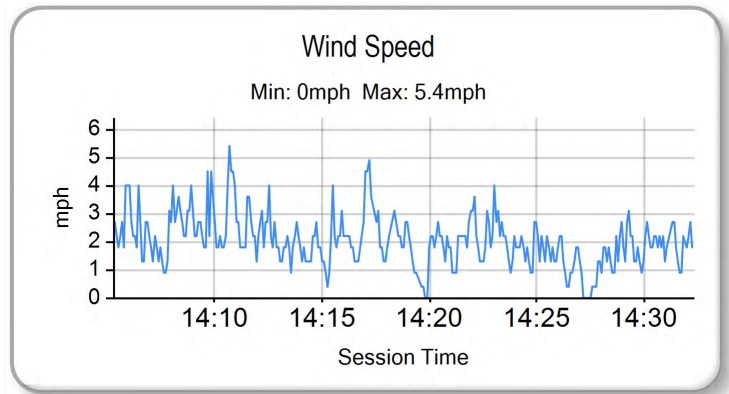
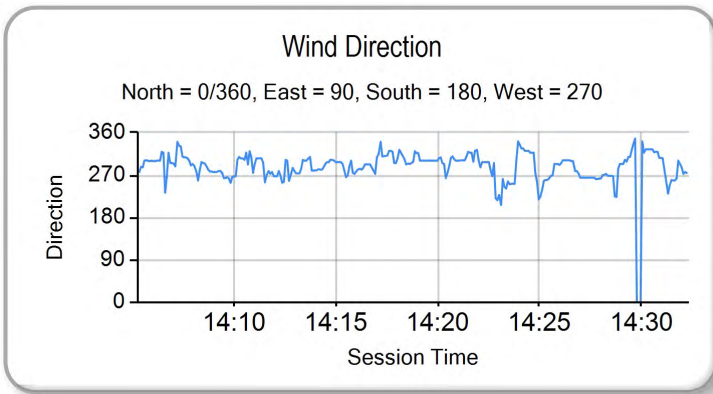
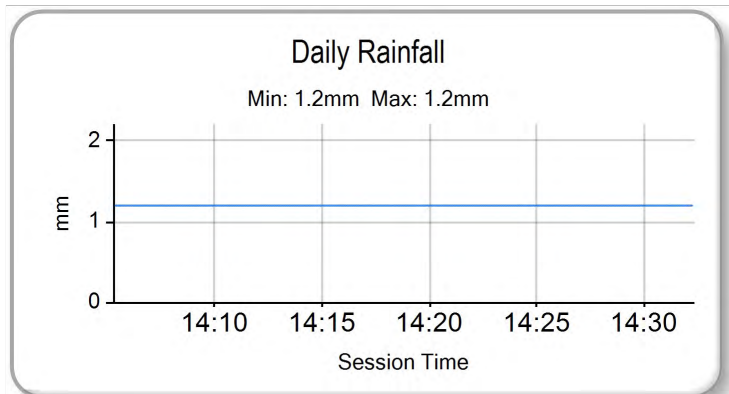
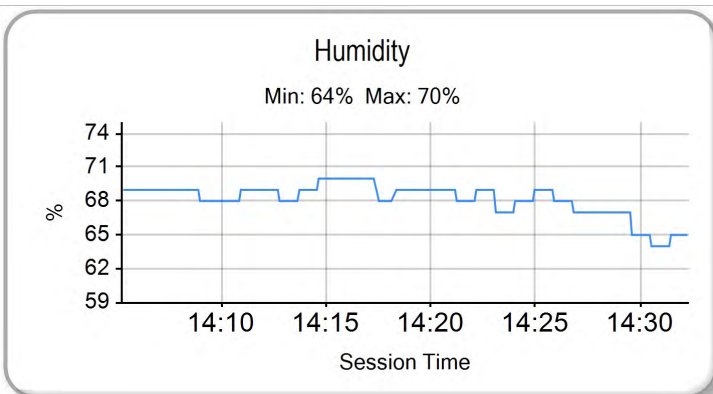
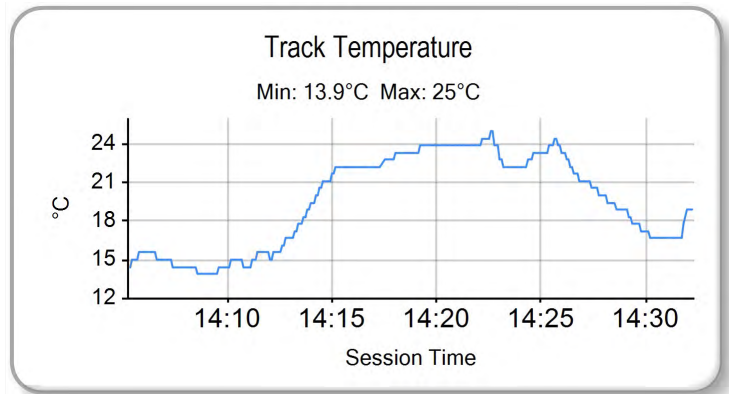
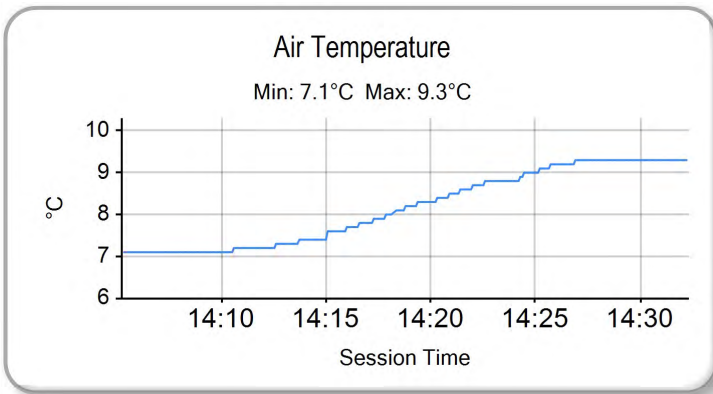
Printed - 14:34 Saturday, 30 April 2016

MCRCB BULLETIN TK045

2016 MCE British Superbike Championship - Round 2

2016 HEL Performance British Motostar Championship

FREE PRACTICE 2 - WEATHER CONDITIONS



Weather / Track : Bright / Damp

Results can be found at www.tsl-timing.com

Oulton Park International
Circuit Length = 2.6920 miles
Start: 14:10 Flag 14:30 End: 14:32

Printed - 14:34 Saturday, 30 April 2016



POS	NO	CL	PIC NAME	ENTRY	TIME	ON	LAPS	GAP	DIFF	MPH
1	12		1 Edward RENDELL	Ten Kate Honda - Banks Racing	1:56.775	10	11			82.99
2	2		2 Mike BROUWERS	Husqvarna - Joma / Brouwersracingteam	1:57.793	10	12	1.018	1.018	82.27
3	65		3 Josh OWENS	Kalex KTM - JPL Racing	1:58.215	8	10	1.440	0.422	81.98
4	44		4 Edmund BEST	KTM - SymCirrus Motorsport	1:58.341	12	12	1.566	0.126	81.89
5	69		5 Tom BOOTH-AMOS	Tigcraft - FAB Racing	1:58.679	10	11	1.904	0.338	81.65
6	62		6 Vasco van der VALK	Honda - GA Competition / vasco62.nl	1:58.799	12	12	2.024	0.120	81.57
7	52		7 Jorel BOERBOOM	Kalex KTM - FPW Racing	1:59.071	13	13	2.296	0.272	81.39
8	26		8 Dani SAEZ	Honda - GA Competition	2:00.331	11	11	3.556	1.260	80.53
9	98		9 Tomas de VRIES	Honda - DAT Racing	2:00.926	12	12	4.151	0.595	80.14
10	21		10 Richard KERR	KTM - North West Racing	2:01.141	12	12	4.366	0.215	80.00
11	25	S	1 Thomas STRUDWICK	Honda NSF - Case Moto3	2:01.667	8	10	4.892	0.526	79.65
12	34	S	2 Liam DELVES	Honda NSF - Crucials Sauce / Banks Racing	2:01.834	11	11	5.059	0.167	79.54
13	47		11 Jake ARCHER	KTM FTR - City Lifting / RS Racing	2:01.905	9	11	5.130	0.071	79.49
14	72	S	3 Cameron HORSMAN	Honda NSF - FAB-Racing	2:01.909	10	11	5.134	0.004	79.49
15	35		12 Elliot LODGE	Honda - Essential Team Racing / SP125	2:01.916	11	11	5.141	0.007	79.49
16	15		13 Eugene McMANUS	KTM - CD / IC Racing	2:01.991	10	10	5.216	0.075	79.44
17	99		14 Stephen CAMPBELL	Honda - Campbell Racing	2:02.116	9	11	5.341	0.125	79.36
18	30		15 Max COOK	Repli-Cast - Repli-Cast UK Racing	2:02.174	9	10	5.399	0.058	79.32
19	86		16 Charlie NESBITT	KTM - e3 motorsport / Redline KTM	2:02.735	4	4	5.960	0.561	78.96
20	79	S	4 Storm STACEY	Honda NSF - Repli-Cast UK Racing	2:02.991	12	12	6.216	0.256	78.79
21	66		17 Cameron FRASER	Kalex KTM - FPW Racing	2:03.570	12	12	6.795	0.579	78.42
22	3	S	5 Mark CLAYTON	Honda NSF - SP125	2:04.037	8	10	7.262	0.467	78.13
23	7	S	6 TJ TOMS	Honda NSF - Wilson Racing	2:04.588	12	12	7.813	0.551	77.78
24	64	S	7 Asher DURHAM	Honda NSF - Cresswell Racing	2:04.787	11	11	8.012	0.199	77.66
25	56	S	8 Charlie ATKINS	Honda NSF - Wilson Racing	2:05.430	11	11	8.655	0.643	77.26
26	22	S	9 Tasia RODINK	Honda NSF - GA Competition	2:07.153	10	11	10.378	1.723	76.21
27	24	S	10 Shane FABER	Honda NSF - Shane Faber Racing	2:07.504	11	11	10.729	0.351	76.00
28	54		18 Sam BURMAN	KTM - TeamWNT / Burman Racing	2:08.330	11	11	11.555	0.826	75.51

QUALIFYING LAPTIME (110.0% of 1:56.775) = 2:08.452

29	20		19 Joel MARKLUND	Honda - Marklund Solutions / SP125	2:10.507	7	9	13.732	2.177	74.25
30	11	S	11 Dan JONES	Honda NSF - Jones Brothers Racing	2:10.742	3	3	13.967	0.235	74.12
31	16	S	12 Connall COURTNEY	Honda NSF - Team ILR	2:11.244	11	11	14.469	0.502	73.84
32	48		20 Ewan POTTER	Honda -	2:12.321	8	9	15.546	1.077	73.24
33	28*		21 Lee HINDLE	KTM - JH Motorsport	2:12.580	9	9	15.805	0.259	73.09

* #28 - Exceeded Pit Lane Speed Limit - 1st Offence - Warning

Weather / Track : Rain / Wet

These results are provisional until the conclusion of any judicial and technical matters.

Oulton Park International

Circuit Length = 2.6920 miles

Start: 13:30 Flag 13:55 End: 13:57

Race Director :	Stewards :	Timekeeper :
-----------------	------------	--------------

Results can be found at www.britishsuperbike.com

Printed - 13:58 Sunday, 01 May 2016



MCRCB BULLETIN TK080

2016 MCE British Superbike Championship - Round 2

2016 HEL Performance British Motostar Championship

QUALIFYING 1 - SECTOR ANALYSIS

SECTOR 1 = FL to I1, SECTOR 2 = I1 to I2 SECTOR 3 = I2 to I3, SECTOR 4 = I3 to FL, DIFF = Difference To Personal Best Lap

P1 12		Edward RENDELL						Ten Kate Honda - Banks Racing				
IDEAL LAP TIME : 1:56.775		BEST LAP TIME : 1:56.775			DIFFERENCE : 0.000							
LAP	SECTOR 1	SECTOR 2		SECTOR 3		SECTOR 4		LAP TIME	MPH	DIFF	TIME OF DAY	
1 -	OUTLAP	99.1	36.473	87.6	25.532	97.2	IN PIT		P		13:34:03.709	
2 -	OUTLAP	105.3	35.046	88.7	24.444	100.6	33.601	103.2	3:43.063	43.44	1:46.288	13:37:46.772
3 -	31.597	107.7	34.119	90.0	24.586	101.5	34.310	103.7	2:04.612	77.77	7.837	13:39:51.384
4 -	31.157	108.2	33.665	90.8	23.977	101.6	32.991	105.1	2:01.790	79.57	5.015	13:41:53.174
5 -	30.928	106.8	33.914	90.6	23.749	102.2	32.971	105.1	2:01.562	79.72	4.787	13:43:54.736
6 -	30.793	108.2	33.423	93.0	23.448	102.6	32.359	104.3	2:00.023 (3)	80.74	3.248	13:45:54.759
7 -	30.206	107.3	33.052	93.0	25.354	96.5	IN PIT		2:08.865 P	75.20	12.090	13:48:03.624
8 -	OUTLAP	107.8	33.561	92.0	23.295	102.6	32.521	104.8	2:52.752	56.09	55.977	13:50:56.376
9 -	30.358	109.4	34.151	91.1	23.238	101.6	32.282	105.6	2:00.029	80.74	3.254	13:52:56.405
10 -	29.803	108.7	32.378	92.9	22.727	102.9	31.867	105.0	1:56.775 (1)	82.99		13:54:53.180
11 -	30.235	104.6	32.733	91.1	23.213	103.0	31.938	104.8	1:58.119 (2)	82.04	1.344	13:56:51.299

P2 2		Mike BROUWERS						Husqvarna - Joma / Brouwersracingteam				
IDEAL LAP TIME : 1:57.321		BEST LAP TIME : 1:57.793			DIFFERENCE : 0.472							
LAP	SECTOR 1	SECTOR 2		SECTOR 3		SECTOR 4		LAP TIME	MPH	DIFF	TIME OF DAY	
1 -	OUTLAP	96.2	37.896	87.0	26.512	97.9	34.123	101.6				13:32:15.593
2 -	31.206	105.8	34.486	88.3	25.531	98.6	33.204	101.2	2:04.427	77.88	6.634	13:34:20.020
3 -	30.585	98.9	35.139	83.2	25.070	97.9	IN PIT		2:09.404 P	74.89	11.611	13:36:29.424
4 -	OUTLAP	107.2	34.582	87.7	25.111	94.3	32.808	102.6	3:10.293	50.92	1:12.500	13:39:39.717
5 -	30.441	107.0	34.207	79.6	24.901	99.4	33.162	102.6	2:02.711	78.97	4.918	13:41:42.428
6 -	29.879	106.3	33.429	89.5	23.909	98.1	32.507	103.0	1:59.724	80.94	1.931	13:43:42.152
7 -	30.037	106.1	33.460	89.9	23.603	100.1	33.020	101.5	2:00.120	80.68	2.327	13:45:42.272
8 -	29.770	107.0	33.023	89.0	23.994	90.9	33.486	101.8	2:00.273	80.57	2.480	13:47:42.545
9 -	29.744	106.6	32.479	90.3	23.612	99.1	32.084	102.4	1:57.919 (2)	82.18	0.126	13:49:40.464
10 -	29.289	108.5	32.844	89.2	23.560	99.7	32.100	103.2	1:57.793 (1)	82.27		13:51:38.257
11 -	29.198	108.5	33.445	86.8	23.725	100.4	32.670	103.2	1:59.038 (3)	81.41	1.245	13:53:37.295
12 -	29.963	107.2	32.885	90.1	24.374	99.7	32.485	103.5	1:59.707	80.95	1.914	13:55:37.002

P3 65		Josh OWENS						Kalex KTM - JPL Racing				
IDEAL LAP TIME : 1:57.674		BEST LAP TIME : 1:58.215			DIFFERENCE : 0.541							
LAP	SECTOR 1	SECTOR 2		SECTOR 3		SECTOR 4		LAP TIME	MPH	DIFF	TIME OF DAY	
1 -	OUTLAP	106.6	38.319	88.6	27.685	98.1	35.838	105.3				13:33:01.566
2 -	33.383	110.1	34.950	93.2	24.831	101.2	34.100	106.3	2:07.264	76.15	9.049	13:35:08.830
3 -	31.273	111.8	36.072	91.6	24.962	100.6	33.848	105.6	2:06.155	76.82	7.940	13:37:14.985
4 -	30.512	110.9	33.644	94.6	23.713	103.7	33.091	105.5	2:00.960	80.11	2.745	13:39:15.945
5 -	30.197	110.5	32.814	94.7	23.618	103.5	32.609	106.8	1:59.238	81.27	1.023	13:41:15.183
6 -	29.606	111.8	33.102	92.8	23.339	104.2	32.634	106.0	1:58.681 (3)	81.65	0.466	13:43:13.864
7 -	29.660	110.9	32.561	94.7	23.286	105.6	32.768	107.2	1:58.275 (2)	81.93	0.060	13:45:12.139
8 -	30.064	111.4	32.644	93.8	23.167	105.5	32.340	107.2	1:58.215 (1)	81.98		13:47:10.354
9 -	30.610	97.9	33.540	93.4	23.772	103.0	IN PIT		2:05.088 P	77.47	6.873	13:49:15.442
10 -	OUTLAP	110.0	33.153	93.8	23.452	102.2	IN PIT		3:03.848 P	52.71	1:05.633	13:52:19.290

P4 44		Edmund BEST						KTM - SymCirrus Motorsport				
IDEAL LAP TIME : 1:57.992		BEST LAP TIME : 1:58.341			DIFFERENCE : 0.349							
LAP	SECTOR 1	SECTOR 2		SECTOR 3		SECTOR 4		LAP TIME	MPH	DIFF	TIME OF DAY	
1 -	OUTLAP	98.6	39.485	89.3	26.546	95.8	IN PIT		P			13:32:28.812
2 -	OUTLAP	106.0	36.537	92.4	24.695	103.7	33.737	101.9	3:53.612	41.48	1:55.271	13:36:22.424
3 -	31.266	110.7	34.391	93.4	23.770	102.7	33.510	106.3	2:02.937	78.83	4.596	13:38:25.361
4 -	30.565	111.8	34.787	93.3	24.570	104.0	32.711	107.0	2:02.633	79.02	4.292	13:40:27.994
5 -	30.295	110.1	33.752	93.8	23.667	104.3	33.394	107.2	2:01.108	80.02	2.767	13:42:29.102
6 -	30.498	110.9	33.807	93.3	23.575	103.7	32.932	106.8	2:00.812	80.21	2.471	13:44:29.914
7 -	30.079	110.9	33.610	93.8	23.490	104.0	32.504	106.6	1:59.683	80.97	1.342	13:46:29.597
8 -	29.603	111.4	33.825	92.5	23.330	104.3	32.390	106.8	1:59.148 (3)	81.33	0.807	13:48:28.745
9 -	29.805	111.2	33.120	93.9	23.243	106.0	33.154	107.0	1:59.322	81.21	0.981	13:50:28.067
10 -	29.707	111.1	33.142	94.2	23.042	105.6	33.142	100.9	1:59.033 (2)	81.41	0.692	13:52:27.100
11 -	30.165	111.2	33.433	94.7	23.591	105.3	32.241	106.8	1:59.430	81.14	1.089	13:54:26.530
12 -	29.640	110.9	33.106	94.2	23.349	104.5	32.246	107.0	1:58.341 (1)	81.89		13:56:24.871

Weather / Track : Rain / Wet

Oulton Park International

Circuit Length = 2.6920 miles

Start: 13:30 Flag 13:55 End: 13:57

MCRCB BULLETIN TK080

2016 MCE British Superbike Championship - Round 2

2016 HEL Performance British Motostar Championship

QUALIFYING 1 - SECTOR ANALYSIS

SECTOR 1 = FL to I1, SECTOR 2 = I1 to I2 SECTOR 3 = I2 to I3, SECTOR 4 = I3 to FL, DIFF = Difference To Personal Best Lap

P5 69 Tom BOOTH-AMOS		Tigcraft - FAB Racing							
IDEAL LAP TIME : 1:58.637		BEST LAP TIME : 1:58.679				DIFFERENCE : 0.042			
LAP	SECTOR 1	SECTOR 2	SECTOR 3	SECTOR 4	LAP TIME	MPH	DIFF	TIME OF DAY	
1 -	OUTLAP	98.6	38.088	87.3	25.809	98.1	34.913	97.3	13:32:15.504
2 -	31.718	105.5	35.063	89.0	24.802	100.1	33.602	102.2	2:05.185 77.41 6.506 13:34:20.689
3 -	33.400	104.5	34.865	89.4	24.245	98.9	IN PIT		2:11.213 P 73.85 12.534 13:36:31.902
4 -	OUTLAP	107.8	35.530	89.7	24.235	99.8	33.494	101.2	3:32.253 45.65 1:33.574 13:40:04.155
5 -	30.957	105.5	33.591	91.3	24.020	98.9	33.398	102.1	2:01.966 79.45 3.287 13:42:06.121
6 -	30.459	106.1	33.347	90.8	23.867	97.1	33.070	102.4	2:00.743 80.26 2.064 13:44:06.864
7 -	30.138	106.8	33.132	90.6	23.981	99.5	33.443	102.4	2:00.694 80.29 2.015 13:46:07.558
8 -	30.129	106.8	33.044	91.6	23.534	100.3	33.428	101.6	2:00.135 (2) 80.67 1.456 13:48:07.693
9 -	29.948	106.5	33.612	89.3	23.704	98.5	33.080	101.8	2:00.344 (3) 80.53 1.665 13:50:08.037
10 -	29.932	106.8	32.952	91.1	23.254	100.7	32.541	101.6	1:58.679 (1) 81.65 13:52:06.716
11 -	29.890	105.8	32.964	91.4	26.544	79.1	IN PIT		2:13.839 P 72.41 15.160 13:54:20.555

P6 62 Vasco van der VALK		Honda - GA Competition / vasco62.nl							
IDEAL LAP TIME : 1:58.735		BEST LAP TIME : 1:58.799				DIFFERENCE : 0.064			
LAP	SECTOR 1	SECTOR 2	SECTOR 3	SECTOR 4	LAP TIME	MPH	DIFF	TIME OF DAY	
1 -	OUTLAP	105.6	39.588	91.4	27.032	98.3	35.425	105.3	13:32:23.433
2 -	32.700	109.1	36.166	91.0	24.873	101.8	33.539	105.8	2:07.278 76.14 8.479 13:34:30.711
3 -	31.171	108.7	35.492	92.8	25.275	101.3	34.410	105.8	2:06.348 76.70 7.549 13:36:37.059
4 -	31.521	108.2	35.938	90.9	25.563	86.1	35.740	103.5	2:08.762 75.26 9.963 13:38:45.821
5 -	30.927	107.5	34.177	91.0	24.482	101.8	32.994	105.3	2:02.580 79.06 3.781 13:40:48.401
6 -	30.471	107.0	34.098	91.6	24.444	96.9	33.444	105.5	2:02.457 79.14 3.658 13:42:50.858
7 -	30.102	109.1	35.269	93.0	24.022	102.6	33.253	106.0	2:02.646 79.01 3.847 13:44:53.504
8 -	30.791	108.7	34.165	92.0	24.852	101.5	32.843	104.6	2:02.651 79.01 3.852 13:46:56.155
9 -	29.944	108.7	34.416	91.3	32.762	101.8	32.904	107.0	2:10.026 74.53 11.227 13:49:06.181
10 -	30.149	110.1	34.851	92.6	24.061	103.7	32.477	106.5	2:01.538 (2) 79.73 2.739 13:51:07.719
11 -	30.466	108.7	34.228	92.3	24.030	102.4	32.849	105.6	2:01.573 (3) 79.71 2.774 13:53:09.292
12 -	29.610	109.1	33.070	92.3	23.578	102.9	32.541	106.6	1:58.799 (1) 81.57 13:55:08.091

P7 52 Jorel BOERBOOM		Kalex KTM - FPW Racing							
IDEAL LAP TIME : 1:58.642		BEST LAP TIME : 1:59.071				DIFFERENCE : 0.429			
LAP	SECTOR 1	SECTOR 2	SECTOR 3	SECTOR 4	LAP TIME	MPH	DIFF	TIME OF DAY	
1 -	OUTLAP	106.0	40.515	85.0	28.044	100.4	35.345	105.0	13:32:28.080
2 -	32.967	109.4	37.205	88.0	26.107	101.6	33.994	105.8	2:10.273 74.39 11.202 13:34:38.353
3 -	31.922	111.4	36.417	90.9	25.118	102.2	33.608	105.6	2:07.065 76.27 7.994 13:36:45.418
4 -	30.845	111.6	34.999	90.9	24.788	103.5	33.734	105.6	2:04.366 77.92 5.295 13:38:49.784
5 -	31.044	108.5	34.702	90.8	24.396	102.6	33.163	107.2	2:03.305 78.59 4.234 13:40:53.089
6 -	30.509	110.3	34.109	91.5	24.493	103.5	33.554	105.5	2:02.665 79.00 3.594 13:42:55.754
7 -	30.372	110.3	34.226	91.3	24.280	99.1	33.636	107.0	2:02.514 79.10 3.443 13:44:58.268
8 -	30.664	109.8	34.158	91.9	24.449	103.5	32.916	105.5	2:02.187 79.31 3.116 13:47:00.455
9 -	30.641	109.6	33.851	92.5	23.825	102.9	33.058	106.3	2:01.375 79.84 2.304 13:49:01.830
10 -	30.245	110.5	33.532	92.4	23.901	103.2	32.494	106.8	2:00.172 80.64 1.101 13:51:02.002
11 -	29.846	109.8	33.317	92.4	23.796	103.5	32.278	106.1	1:59.237 (2) 81.27 0.166 13:53:01.239
12 -	29.783	109.8	33.127	92.5	23.782	104.2	33.160	106.5	1:59.852 (3) 80.86 0.781 13:55:01.091
13 -	29.611	110.0	33.441	92.6	23.626	103.4	32.393	106.1	1:59.071 (1) 81.39 13:57:00.162

P8 26 Dani SAEZ		Honda - GA Competition							
IDEAL LAP TIME : 2:00.322		BEST LAP TIME : 2:00.331				DIFFERENCE : 0.009			
LAP	SECTOR 1	SECTOR 2	SECTOR 3	SECTOR 4	LAP TIME	MPH	DIFF	TIME OF DAY	
1 -	OUTLAP	106.8	39.684	89.1	27.025	98.5	35.468	103.4	13:32:23.362
2 -	32.465	109.6	35.830	89.9	24.466	101.3	33.967	104.3	2:06.728 76.47 6.397 13:34:30.090
3 -	31.274	108.9	35.659	89.5	24.739	101.5	33.618	102.4	2:05.290 77.35 4.959 13:36:35.380
4 -	34.012	107.7	35.749	90.1	25.766	82.3	IN PIT		2:17.570 P 70.44 17.239 13:38:52.950
5 -	OUTLAP	107.8	34.816	91.1	24.530	102.1	33.782	105.1	4:05.878 39.41 2:05.547 13:42:58.828
6 -	31.332	109.6	34.333	91.4	23.811	102.9	33.252	106.6	2:02.728 78.96 2.397 13:45:01.556
7 -	31.280	109.1	33.928	91.6	23.674	104.3	33.263	105.6	2:02.145 79.34 1.814 13:47:03.701
8 -	30.596	108.9	34.272	92.1	23.743	103.4	33.127	106.6	2:01.738 (2) 79.60 1.407 13:49:05.439

Weather / Track : Rain / Wet

Oulton Park International
Circuit Length = 2.6920 miles
Start: 13:30 Flag 13:55 End: 13:57

MCRCB BULLETIN TK080

2016 MCE British Superbike Championship - Round 2

2016 HEL Performance British Motostar Championship

QUALIFYING 1 - SECTOR ANALYSIS

SECTOR 1 = FL to I1, SECTOR 2 = I1 to I2 SECTOR 3 = I2 to I3, SECTOR 4 = I3 to FL, DIFF = Difference To Personal Best Lap

9 -	30.369	110.1	35.018	92.4	23.634	103.4	33.018	105.6	2:02.039 (3)	79.41	1.708	13:51:07.478
10 -	30.606	108.9	34.059	91.5	24.555	92.4	33.594	104.8	2:02.814	78.91	2.483	13:53:10.292
11 -	29.872	111.1	33.856	92.9	23.576	102.6	33.027	105.0	2:00.331 (1)	80.53		13:55:10.623

P9	98	Tomas de VRIES		Honda - DAT Racing									
IDEAL LAP TIME : 2:00.499		BEST LAP TIME : 2:00.926		DIFFERENCE : 0.427									
LAP	SECTOR 1	SECTOR 2	SECTOR 3	SECTOR 4	LAP TIME	MPH	DIFF	TIME OF DAY					
1 -	OUTLAP	105.0	41.051	86.3	26.977	96.8	36.337	99.1				13:32:22.972	
2 -	33.953	107.7	37.341	89.2	26.081	98.2	IN PIT		2:20.992	P	68.73	20.066	13:34:43.964
3 -	OUTLAP	107.2	37.426	88.8	25.570	98.5	34.725	102.2	3:14.154		49.91	1:13.228	13:37:58.118
4 -	32.507	108.9	37.408	89.1	25.477	98.8	34.430	101.0	2:09.822		74.65	8.896	13:40:07.940
5 -	32.438	106.1	35.573	91.3	24.789	99.5	34.210	101.6	2:07.010		76.30	6.084	13:42:14.950
6 -	31.287	108.2	34.855	91.5	24.482	100.6	33.529	101.5	2:04.153		78.05	3.227	13:44:19.103
7 -	31.244	108.0	34.491	92.0	24.215	100.9	33.468	102.1	2:03.418		78.52	2.492	13:46:22.521
8 -	31.078	108.4	34.479	91.5	24.459	100.6	33.282	102.9	2:03.298		78.60	2.372	13:48:25.819
9 -	30.717	109.1	34.267	92.0	23.907	102.6	34.203	103.8	2:03.094 (3)		78.73	2.168	13:50:28.913
10 -	31.192	103.7	34.465	90.1	24.201	101.5	33.503	104.0	2:03.361		78.56	2.435	13:52:32.274
11 -	30.391	108.9	34.652	91.4	23.988	101.6	33.037	105.0	2:02.068 (2)		79.39	1.142	13:54:34.342
12 -	30.028	109.2	33.617	91.1	23.817	101.6	33.464	104.0	2:00.926 (1)		80.14		13:56:35.268

P10	21	Richard KERR		KTM - North West Racing									
IDEAL LAP TIME : 2:00.817		BEST LAP TIME : 2:01.141		DIFFERENCE : 0.324									
LAP	SECTOR 1	SECTOR 2	SECTOR 3	SECTOR 4	LAP TIME	MPH	DIFF	TIME OF DAY					
1 -	OUTLAP	107.2	39.349	91.6	26.381	104.0	36.463	108.4					13:32:20.058
2 -	32.755	110.0	36.429	93.0	25.232	104.5	34.620	106.6	2:09.036		75.10	7.895	13:34:29.094
3 -	31.961	108.2	36.076	95.3	25.361	104.2	34.342	107.3	2:07.740		75.86	6.599	13:36:36.834
4 -	31.392	109.2	35.465	92.8	25.105	102.9	34.214	106.5	2:06.176		76.80	5.035	13:38:43.010
5 -	30.906	109.6	34.692	94.5	28.872	102.9	36.327	107.7	2:10.797		74.09	9.656	13:40:53.807
6 -	31.096	109.4	34.923	94.5	24.838	104.0	34.334	107.7	2:05.191		77.41	4.050	13:42:58.998
7 -	31.376	110.5	34.585	94.7	24.203	106.5	33.764	109.1	2:03.928		78.20	2.787	13:45:02.926
8 -	30.754	112.0	34.251	95.1	24.623	105.1	33.732	107.0	2:03.360 (3)		78.56	2.219	13:47:06.286
9 -	30.872	109.2	34.883	94.2	24.654	104.3	33.553	107.7	2:03.962		78.17	2.821	13:49:10.248
10 -	30.694	110.7	34.449	93.8	25.636	104.3	33.691	106.5	2:04.470		77.86	3.329	13:51:14.718
11 -	30.342	109.8	33.843	94.5	24.241	104.6	32.744	107.2	2:01.170 (2)		79.98	0.029	13:53:15.888
12 -	30.414	110.7	33.744	95.8	23.987	105.3	32.996	107.3	2:01.141 (1)		80.00		13:55:17.029

P11	25 S	Thomas STRUDWICK		Honda NSF - Case Moto3									
IDEAL LAP TIME : 2:01.143		BEST LAP TIME : 2:01.667		DIFFERENCE : 0.524									
LAP	SECTOR 1	SECTOR 2	SECTOR 3	SECTOR 4	LAP TIME	MPH	DIFF	TIME OF DAY					
1 -	OUTLAP	92.1	41.614	85.7	27.255	100.0	37.247	102.7					13:32:45.317
2 -	34.027	106.1	39.391	83.6	27.186	86.1	IN PIT		2:23.067	P	67.73	21.400	13:35:08.384
3 -	OUTLAP	108.4	37.057	83.7	25.716	101.5	35.163	102.6	3:09.407		51.16	1:07.740	13:38:17.791
4 -	31.905	107.2	36.325	91.9	24.879	102.4	33.717	104.3	2:06.826		76.41	5.159	13:40:24.617
5 -	31.596	107.2	36.057	86.9	24.883	101.8	33.592	104.8	2:06.128		76.83	4.461	13:42:30.745
6 -	31.218	107.5	34.859	92.4	24.432	101.5	32.973	104.3	2:03.482 (3)		78.48	1.815	13:44:34.227
7 -	30.418	107.3	34.796	91.5	24.038	102.7	32.682	104.3	2:01.934 (2)		79.47	0.267	13:46:36.161
8 -	30.544	107.2	34.305	92.5	23.861	102.9	32.957	100.9	2:01.667 (1)		79.65		13:48:37.828
9 -	30.940	103.7	35.433	91.5	24.459	97.8	IN PIT		2:09.305	P	74.94	7.638	13:50:47.133
10 -	OUTLAP	106.8	34.596	92.4	24.099	98.6	34.581	103.5	3:25.322		47.20	1:23.655	13:54:12.455

P12	34 S	Liam DELVES		Honda NSF - Crucials Sauce / Banks Racing									
IDEAL LAP TIME : 2:01.819		BEST LAP TIME : 2:01.834		DIFFERENCE : 0.015									
LAP	SECTOR 1	SECTOR 2	SECTOR 3	SECTOR 4	LAP TIME	MPH	DIFF	TIME OF DAY					
1 -	OUTLAP	101.8	38.120	86.3	27.394	96.9	34.917	102.2					13:32:27.097
2 -	32.452	106.3	36.661	89.2	25.511	100.6	35.085	102.4	2:09.709		74.71	7.875	13:34:36.806
3 -	32.521	104.8	35.337	88.7	24.769	98.1	33.890	101.9	2:06.517		76.60	4.683	13:36:43.323
4 -	31.759	105.0	35.584	88.4	24.878	99.1	IN PIT		2:17.333	P	70.56	15.499	13:39:00.656
5 -	OUTLAP	102.6	36.231	89.5	25.563	97.6	34.021	101.8	3:43.422		43.37	1:41.588	13:42:44.078
6 -	32.138	105.3	36.928	88.7	25.038	99.4	34.475	102.1	2:08.579		75.37	6.745	13:44:52.657
7 -	31.498	106.1	34.778	89.3	24.773	99.5	33.155	103.4	2:04.204 (3)		78.02	2.370	13:46:56.861

Weather / Track : Rain / Wet

Oulton Park International
Circuit Length = 2.6920 miles
Start: 13:30 Flag 13:55 End: 13:57

MCRCB BULLETIN TK080

2016 MCE British Superbike Championship - Round 2

2016 HEL Performance British Motostar Championship

QUALIFYING 1 - SECTOR ANALYSIS

SECTOR 1 = FL to I1, SECTOR 2 = I1 to I2 SECTOR 3 = I2 to I3, SECTOR 4 = I3 to FL, DIFF = Difference To Personal Best Lap

8 -	31.063	105.8	34.924	89.8	24.822	99.2	34.221	102.7	2:05.030	77.51	3.196	13:49:01.891
9 -	31.946	105.3	34.576	89.5	24.246	99.7	33.438	102.7	2:04.206	78.02	2.372	13:51:06.097
10 -	31.126	105.1	34.458	89.5	24.147	99.4	33.376	103.2	2:03.107 (2)	78.72	1.273	13:53:09.204
11 -	30.510	107.5	34.089	89.7	24.162	100.9	33.073	104.3	2:01.834 (1)	79.54		13:55:11.038

P13 47	Jake ARCHER	KTM FTR - City Lifting / RS Racing													
IDEAL LAP TIME : 2:01.502			BEST LAP TIME : 2:01.905			DIFFERENCE : 0.403									
LAP	SECTOR 1	SECTOR 2	SECTOR 3	SECTOR 4	LAP TIME	MPH	DIFF	TIME OF DAY							
1 -	OUTLAP	110.7	38.763	90.5	26.081	101.0	36.666	106.1					13:33:50.995		
2 -	33.982	110.3	38.068	89.8	25.587	102.6	34.287	107.3	2:11.924	73.46	10.019		13:36:02.919		
3 -	31.826	112.5	35.522	92.8	25.113	105.3	33.896	107.0	2:06.357	76.69	4.452		13:38:09.276		
4 -	31.917	111.1	35.668	92.3	25.228	105.6	33.451	108.2	2:06.264	76.75	4.359		13:40:15.540		
5 -	32.046	111.6	34.997	92.3	24.680	105.6	33.382	107.8	2:05.105	77.46	3.200		13:42:20.645		
6 -	31.079	112.0	34.490	94.3	24.541	105.5	33.366	107.5	2:03.476	78.48	1.571		13:44:24.121		
7 -	30.954	111.6	34.579	93.2	24.709	105.8	33.189	108.2	2:03.431	78.51	1.526		13:46:27.552		
8 -	30.713	112.4	34.709	90.1	24.647	106.1	32.986	106.8	2:03.055 (2)	78.75	1.150		13:48:30.607		
9 -	30.847	112.0	34.055	95.3	24.184	106.1	32.819	108.2	2:01.905 (1)	79.49			13:50:32.512		
10 -	30.514	112.7	34.942	94.3	24.959	104.3	32.749	108.0	2:03.164 (3)	78.68	1.259		13:52:35.676		
11 -	31.126	109.4	35.447	87.7	25.484	103.4	IN PIT		2:12.327 P	73.23	10.422		13:54:48.003		

P14 72 S	Cameron HORSMAN	Honda NSF - FAB-Racing													
IDEAL LAP TIME : 2:01.289			BEST LAP TIME : 2:01.909			DIFFERENCE : 0.620									
LAP	SECTOR 1	SECTOR 2	SECTOR 3	SECTOR 4	LAP TIME	MPH	DIFF	TIME OF DAY							
1 -	OUTLAP	105.6	38.710	89.1	26.359	100.0	35.901	102.9					13:32:18.255		
2 -	31.930	106.0	35.571	91.0	25.273	99.5	IN PIT		2:16.521 P	70.98	14.612		13:34:34.776		
3 -	OUTLAP	104.5	35.950	90.8	24.900	100.4	IN PIT		3:12.223 P	50.41	1:10.314		13:37:46.999		
4 -	OUTLAP	105.0	35.850	90.5	25.035	100.1	34.333	103.2	2:55.706	55.15	53.797		13:40:42.705		
5 -	31.733	105.1	35.114	91.4	24.582	100.6	33.982	103.7	2:05.411	77.27	3.502		13:42:48.116		
6 -	31.625	107.2	35.036	91.9	24.238	101.2	34.352	102.4	2:05.251	77.37	3.342		13:44:53.367		
7 -	31.091	108.7	35.096	91.1	24.582	100.4	33.575	103.0	2:04.344	77.93	2.435		13:46:57.711		
8 -	30.924	106.8	34.326	92.8	24.869	101.2	33.687	104.0	2:03.806	78.27	1.897		13:49:01.517		
9 -	31.229	105.6	34.166	91.0	24.136	101.2	32.900	103.4	2:02.431 (3)	79.15	0.522		13:51:03.948		
10 -	30.597	105.5	34.018	91.1	24.060	100.1	33.234	103.4	2:01.909 (1)	79.49			13:53:05.857		
11 -	30.857	107.2	33.871	91.4	23.921	101.3	33.512	103.2	2:02.161 (2)	79.33	0.252		13:55:08.018		

P15 35	Elliot LODGE	Honda - Essential Team Racing / SP125													
IDEAL LAP TIME : 2:01.506			BEST LAP TIME : 2:01.916			DIFFERENCE : 0.410									
LAP	SECTOR 1	SECTOR 2	SECTOR 3	SECTOR 4	LAP TIME	MPH	DIFF	TIME OF DAY							
1 -	OUTLAP	105.1	40.192	88.3	27.812	100.1	36.244	102.1					13:32:24.493		
2 -	34.037	107.3	37.372	88.8	25.651	101.0	35.377	103.0	2:12.437	73.17	10.521		13:34:36.930		
3 -	33.171	107.8	37.908	90.0	25.476	99.1	34.519	102.4	2:11.074	73.93	9.158		13:36:48.004		
4 -	31.804	107.0	35.818	89.3	24.732	100.3	33.807	104.6	2:06.161	76.81	4.245		13:38:54.165		
5 -	31.796	107.0	35.307	91.3	24.561	100.4	33.915	104.8	2:05.579	77.17	3.663		13:40:59.744		
6 -	31.069	107.7	35.130	90.6	24.780	101.2	IN PIT		2:13.361 P	72.66	11.445		13:43:13.105		
7 -	OUTLAP	106.0	36.239	89.1	24.993	101.0	33.942	103.0	3:29.764	46.20	1:27.848		13:46:42.869		
8 -	31.547	106.6	34.827	89.9	24.366	101.3	33.942	103.7	2:04.682	77.72	2.766		13:48:47.551		
9 -	30.597	107.2	35.305	67.9	24.864	101.2	33.240	103.4	2:04.006 (3)	78.15	2.090		13:50:51.557		
10 -	30.713	106.5	34.400	90.1	24.412	100.4	33.406	104.0	2:02.931 (2)	78.83	1.015		13:52:54.488		
11 -	31.007	107.2	34.115	91.3	23.677	101.6	33.117	104.0	2:01.916 (1)	79.49			13:54:56.404		

P16 15	Eugene McMANUS	KTM - CD / IC Racing													
IDEAL LAP TIME : 2:01.668			BEST LAP TIME : 2:01.991			DIFFERENCE : 0.323									
LAP	SECTOR 1	SECTOR 2	SECTOR 3	SECTOR 4	LAP TIME	MPH	DIFF	TIME OF DAY							
1 -	OUTLAP	99.5	39.515	91.5	26.023	98.3	36.774	106.0					13:33:50.761		
2 -	33.711	112.9	37.792	94.3	25.389	103.7	35.817	108.9	2:12.709	73.02	10.718		13:36:03.470		
3 -	31.734	114.5	37.001	76.4	26.772	98.8	IN PIT		2:19.825 P	69.31	17.834		13:38:23.295		
4 -	OUTLAP	113.3	37.381	92.3	25.211	104.0	35.254	108.7	3:27.207	46.77	1:25.216		13:41:50.502		
5 -	31.447	113.1	36.351	92.3	25.486	99.4	35.821	102.4	2:09.105	75.06	7.114		13:43:59.607		
6 -	31.931	113.1	36.419	92.5	26.019	99.7	IN PIT		2:15.496 P	71.52	13.505		13:46:15.103		
7 -	OUTLAP	113.3	36.926	91.4	24.928	103.2	33.897	108.9	2:55.661	55.17	53.670		13:49:10.764		

Weather / Track : Rain / Wet

Oulton Park International
 Circuit Length = 2.6920 miles
 Start: 13:30 Flag 13:55 End: 13:57

MCRCB BULLETIN TK080

2016 MCE British Superbike Championship - Round 2

2016 HEL Performance British Motostar Championship

QUALIFYING 1 - SECTOR ANALYSIS

SECTOR 1 = FL to I1, SECTOR 2 = I1 to I2 SECTOR 3 = I2 to I3, SECTOR 4 = I3 to FL, DIFF = Difference To Personal Best Lap

8 -	30.425	114.5	35.276	93.3	24.797	101.5	33.659	109.4	2:04.157	(3)	78.05	2.166	13:51:14.921
9 -	30.499	112.7	34.820	93.4	23.909	104.8	33.111	109.2	2:02.339	(2)	79.21	0.348	13:53:17.260
10 -	29.916	115.9	34.895	90.8	23.821	105.8	33.359	109.4	2:01.991	(1)	79.44		13:55:19.251

P17	99	Stephen CAMPBELL						Honda - Campbell Racing					
IDEAL LAP TIME : 2:01.418			BEST LAP TIME : 2:02.116			DIFFERENCE : 0.698							
LAP	SECTOR 1	SECTOR 2	SECTOR 3	SECTOR 4	LAP TIME	MPH	DIFF	TIME OF DAY					
1 -	OUTLAP	96.9	41.042	83.7	29.399	93.8	IN PIT	P	13:34:33.435				
2 -	OUTLAP	104.3	37.354	89.0	25.903	97.5	34.668	100.1	3:24.191	47.46	1:22.075	13:37:57.626	
3 -	32.720	105.6	36.356	89.7	25.012	98.9	33.471	101.3	2:07.559	75.97	5.443	13:40:05.185	
4 -	31.724	105.6	34.919	89.7	24.869	99.1	33.512	100.9	2:05.024	77.51	2.908	13:42:10.209	
5 -	31.457	105.1	34.754	90.6	24.570	99.2	33.487	101.8	2:04.268	77.98	2.152	13:44:14.477	
6 -	31.453	104.8	34.439	91.0	24.222	99.5	33.191	101.3	2:03.305	78.59	1.189	13:46:17.782	
7 -	31.064	105.1	34.315	91.1	24.288	99.7	33.114	101.2	2:02.781	78.93	0.665	13:48:20.563	
8 -	31.291	107.0	34.381	90.6	23.879	100.0	32.937	101.8	2:02.488	(3)	79.12	0.372	13:50:23.051
9 -	30.745	106.8	34.171	90.5	24.175	100.3	33.025	102.1	2:02.116	(1)	79.36		13:52:25.167
10 -	31.037	105.6	33.964	91.1	24.590	100.6	32.969	101.5	2:02.560	79.07	0.444	13:54:27.727	
11 -	30.775	107.3	34.125	90.8	24.388	99.4	32.830	102.1	2:02.118	(2)	79.36	0.002	13:56:29.845

P18	30	Max COOK						Repli-Cast - Repli-Cast UK Racing					
IDEAL LAP TIME : 2:01.632			BEST LAP TIME : 2:02.174			DIFFERENCE : 0.542							
LAP	SECTOR 1	SECTOR 2	SECTOR 3	SECTOR 4	LAP TIME	MPH	DIFF	TIME OF DAY					
1 -	OUTLAP	104.5	40.016	86.8	26.131	99.5	35.335	102.2				13:32:29.685	
2 -	33.050	108.4	36.425	89.1	25.580	100.7	34.039	105.1	2:09.094	75.07	6.920	13:34:38.779	
3 -	32.472	109.2	37.219	89.5	25.410	99.4	IN PIT		2:17.506	P	70.47	15.332	13:36:56.285
4 -	OUTLAP	105.8	36.148	89.1	25.391	98.3	34.502	101.9	2:38.342	61.20	36.168	13:39:34.627	
5 -	33.108	107.7	36.390	85.3	25.069	98.2	34.284	102.4	2:08.851	75.21	6.677	13:41:43.478	
6 -	31.778	105.5	35.322	87.7	24.281	100.1	IN PIT		2:12.166	P	73.32	9.992	13:43:55.644
7 -	OUTLAP	106.3	36.382	89.4	24.355	101.6	33.154	101.8	2:54.074	55.67	51.900	13:46:49.718	
8 -	31.046	105.8	35.576	87.3	24.115	100.6	33.153	102.6	2:03.890	(3)	78.22	1.716	13:48:53.608
9 -	30.751	106.3	34.580	89.0	23.740	100.9	33.103	102.1	2:02.174	(1)	79.32		13:50:55.782
10 -	30.605	106.0	34.743	86.0	24.152	100.3	33.218	102.7	2:02.718	(2)	78.97	0.544	13:52:58.500

P19	86	Charlie NESBITT						KTM - e3 motorsport / Redline KTM					
IDEAL LAP TIME : 2:01.894			BEST LAP TIME : 2:02.735			DIFFERENCE : 0.841							
LAP	SECTOR 1	SECTOR 2	SECTOR 3	SECTOR 4	LAP TIME	MPH	DIFF	TIME OF DAY					
1 -	OUTLAP	101.9	39.335	85.5	26.471	100.9	35.661	101.9				13:34:14.811	
2 -	33.405	107.2	36.423	92.5	24.781	103.8	34.215	102.9	2:08.824	(3)	75.22	6.089	13:36:23.635
3 -	31.225	111.6	34.909	93.9	24.038	103.0	33.297	104.6	2:03.469	(2)	78.49	0.734	13:38:27.104
4 -	30.726	110.9	34.547	94.6	23.861	104.2	33.601	104.8	2:02.735	(1)	78.96		13:40:29.839

P20	79 S	Storm STACEY						Honda NSF - Repli-Cast UK Racing					
IDEAL LAP TIME : 2:02.889			BEST LAP TIME : 2:02.991			DIFFERENCE : 0.102							
LAP	SECTOR 1	SECTOR 2	SECTOR 3	SECTOR 4	LAP TIME	MPH	DIFF	TIME OF DAY					
1 -	OUTLAP	100.6	39.233	88.7	26.691	97.5	36.929	101.2				13:32:19.994	
2 -	33.143	106.0	36.633	89.3	25.220	99.5	35.459	103.0	2:10.455	74.28	7.464	13:34:30.449	
3 -	31.821	107.5	35.710	90.1	25.601	99.4	34.756	102.2	2:07.888	75.77	4.897	13:36:38.337	
4 -	31.703	106.5	35.654	89.4	24.805	97.1	35.388	99.8	2:07.550	75.98	4.559	13:38:45.887	
5 -	31.111	107.8	35.046	89.5	24.554	99.2	34.648	102.2	2:05.359	77.30	2.368	13:40:51.246	
6 -	31.134	105.1	34.951	90.5	24.406	99.5	34.596	103.4	2:05.087	77.47	2.096	13:42:56.333	
7 -	32.697	104.6	35.375	88.7	24.261	101.2	34.088	102.9	2:06.421	76.65	3.430	13:45:02.754	
8 -	31.239	107.5	35.189	90.3	24.157	102.1	34.178	101.0	2:04.763	(3)	77.67	1.772	13:47:07.517
9 -	33.455	96.2	36.318	87.1	25.310	96.6	IN PIT		2:19.230	P	69.60	16.239	13:49:26.747
10 -	OUTLAP	106.0	36.036	89.3	24.420	101.2	34.562	103.0	3:00.936	53.56	57.945	13:52:27.683	
11 -	31.669	106.6	34.415	90.6	24.473	100.6	34.128	101.6	2:04.685	(2)	77.72	1.694	13:54:32.368
12 -	30.748	105.6	34.282	90.9	24.259	100.7	33.702	102.2	2:02.991	(1)	78.79		13:56:35.359

Weather / Track : Rain / Wet

Oulton Park International
Circuit Length = 2.6920 miles
Start: 13:30 Flag 13:55 End: 13:57

MCRCB BULLETIN TK080

2016 MCE British Superbike Championship - Round 2

2016 HEL Performance British Motostar Championship

QUALIFYING 1 - SECTOR ANALYSIS

SECTOR 1 = FL to I1, SECTOR 2 = I1 to I2 SECTOR 3 = I2 to I3, SECTOR 4 = I3 to FL, DIFF = Difference To Personal Best Lap

P21 66		Cameron FRASER						Kalex KTM - FPW Racing				
IDEAL LAP TIME : 2:03.381		BEST LAP TIME : 2:03.570				DIFFERENCE : 0.189						
LAP	SECTOR 1	SECTOR 2		SECTOR 3		SECTOR 4		LAP TIME	MPH	DIFF	TIME OF DAY	
1 -	OUTLAP	103.7	43.782	80.6	29.201	88.1	38.537	98.3			13:32:41.571	
2 -	36.003	107.2	41.007	87.1	27.128	93.4	37.611	98.3	2:21.749	68.36	18.179	13:35:03.320
3 -	34.978	107.0	39.324	89.3	26.153	97.6	35.781	100.4	2:16.236	71.13	12.666	13:37:19.556
4 -	33.991	107.2	38.504	90.3	26.240	96.6	35.901	101.5	2:14.636	71.98	11.066	13:39:34.192
5 -	33.492	108.0	37.177	92.9	25.306	99.1	34.497	102.4	2:10.472	74.27	6.902	13:41:44.664
6 -	32.302	109.1	36.569	92.9	25.147	100.7	34.442	102.7	2:08.460	75.44	4.890	13:43:53.124
7 -	32.320	108.4	36.193	92.8	24.870	102.2	34.521	102.2	2:07.904	75.77	4.334	13:46:01.028
8 -	31.689	108.2	35.868	92.6	25.232	100.9	34.208	104.5	2:06.997	76.31	3.427	13:48:08.025
9 -	30.967	109.4	35.526	93.8	25.083	103.7	34.568	103.0	2:06.144 (2)	76.82	2.574	13:50:14.169
10 -	31.308	108.5	35.813	94.1	25.396	101.2	34.145	103.8	2:06.662	76.51	3.092	13:52:20.831
11 -	31.903	109.1	35.500	93.0	24.718	101.2	34.105	101.0	2:06.226 (3)	76.77	2.656	13:54:27.057
12 -	31.156	109.2	35.021	93.7	24.275	102.4	33.118	101.9	2:03.570 (1)	78.42		13:56:30.627

P22 3 S		Mark CLAYTON						Honda NSF - SP125					
IDEAL LAP TIME : 2:03.315		BEST LAP TIME : 2:04.037				DIFFERENCE : 0.722							
LAP	SECTOR 1	SECTOR 2		SECTOR 3		SECTOR 4		LAP TIME	MPH	DIFF	TIME OF DAY		
1 -	OUTLAP	99.7	41.431	85.7	35.054	94.3	IN PIT			P	13:32:54.835		
2 -	OUTLAP	102.4	39.354	86.0	28.489	94.2	35.610	101.5	3:44.610	43.14	1:40.573	13:36:39.445	
3 -	32.622	105.3	36.812	89.3	26.430	99.2	35.326	102.1	2:11.190	73.87	7.153	13:38:50.635	
4 -	31.536	105.6	35.570	89.0	25.206	99.7	34.416	103.0	2:06.728	76.47	2.691	13:40:57.363	
5 -	31.407	106.3	35.265	89.2	25.555	98.8	IN PIT		2:14.733	P	71.92	10.696	13:43:12.096
6 -	OUTLAP	103.5	36.915	88.7	31.423	99.2	35.005	99.8	3:47.801	42.54	1:43.764	13:46:59.897	
7 -	31.601	106.1	34.279	90.5	24.538	101.3	34.249	102.1	2:04.667 (2)	77.73	0.630	13:49:04.564	
8 -	31.105	106.5	34.794	90.5	24.415	101.5	33.723	102.7	2:04.037 (1)	78.13		13:51:08.601	
9 -	31.270	105.6	34.969	90.9	24.796	98.6	34.180	101.3	2:05.215 (3)	77.39	1.178	13:53:13.816	
10 -	30.898	106.5	35.008	90.3	25.198	99.2	35.159	99.5	2:06.263	76.75	2.226	13:55:20.079	

P23 7 S		TJ TOMS						Honda NSF - Wilson Racing					
IDEAL LAP TIME : 2:04.480		BEST LAP TIME : 2:04.588				DIFFERENCE : 0.108							
LAP	SECTOR 1	SECTOR 2		SECTOR 3		SECTOR 4		LAP TIME	MPH	DIFF	TIME OF DAY		
1 -	OUTLAP	104.0	38.984	88.8	26.066	99.4	35.668	103.8			13:32:24.828		
2 -	32.884	107.3	37.508	90.0	25.686	101.2	34.962	102.9	2:11.040	73.95	6.452	13:34:35.868	
3 -	33.500	103.4	35.798	90.3	24.827	100.4	34.413	102.9	2:08.538	75.39	3.950	13:36:44.406	
4 -	31.674	105.3	35.607	90.9	24.852	100.4	34.734	103.4	2:06.867	76.38	2.279	13:38:51.273	
5 -	31.479	106.6	35.461	89.7	24.963	100.7	34.592	103.2	2:06.495	76.61	1.907	13:40:57.768	
6 -	31.214	105.8	35.646	89.5	25.332	99.8	34.530	101.2	2:06.722	76.47	2.134	13:43:04.490	
7 -	31.681	104.3	35.058	89.7	25.389	100.3	34.953	102.4	2:07.081	76.26	2.493	13:45:11.571	
8 -	31.486	104.6	35.101	88.8	24.351	100.7	34.397	102.2	2:05.335 (2)	77.32	0.747	13:47:16.906	
9 -	31.291	103.8	35.008	91.1	24.554	101.2	34.638	102.6	2:05.491 (3)	77.22	0.903	13:49:22.397	
10 -	31.690	105.6	35.327	90.8	24.396	100.7	IN PIT		2:14.266	P	72.17	9.678	13:51:36.663
11 -	OUTLAP	103.8	34.923	90.4	24.322	100.3	34.584	100.9	2:41.439	60.03	36.851	13:54:18.102	
12 -	31.076	104.8	35.031	91.1	24.261	99.4	34.220	102.7	2:04.588 (1)	77.78		13:56:22.690	

P24 64 S		Asher DURHAM						Honda NSF - Cresswell Racing					
IDEAL LAP TIME : 2:04.030		BEST LAP TIME : 2:04.787				DIFFERENCE : 0.757							
LAP	SECTOR 1	SECTOR 2		SECTOR 3		SECTOR 4		LAP TIME	MPH	DIFF	TIME OF DAY		
1 -	OUTLAP	104.0	40.328	88.3	27.371	98.9	36.624	101.3			13:32:24.110		
2 -	33.306	107.8	37.135	91.3	26.165	100.1	35.687	101.0	2:12.293	73.25	7.506	13:34:36.403	
3 -	33.174	106.8	36.217	90.4	25.397	99.7	34.684	101.8	2:09.472	74.85	4.685	13:36:45.875	
4 -	31.836	106.8	35.624	90.8	25.442	99.5	34.006	101.0	2:06.908	76.36	2.121	13:38:52.783	
5 -	31.695	107.2	35.003	91.5	24.789	100.4	33.899	103.7	2:05.386 (2)	77.29	0.599	13:40:58.169	
6 -	31.029	109.4	35.497	90.9	25.404	100.1	36.036	101.2	2:07.966	75.73	3.179	13:43:06.135	
7 -	31.471	106.5	34.539	90.6	25.178	94.9	34.511	103.0	2:05.699 (3)	77.09	0.912	13:45:11.834	
8 -	31.495	107.8	34.996	90.6	24.711	99.1	IN PIT		2:12.625	P	73.07	7.838	13:47:24.459
9 -	OUTLAP	97.5	38.381	88.5	26.278	91.6	34.797	98.5	4:19.747	37.31	2:14.960	13:51:44.206	
10 -	31.851	104.5	35.257	90.9	25.152	99.5	33.889	100.1	2:06.149	76.82	1.362	13:53:50.355	
11 -	31.611	106.1	34.672	91.1	24.753	100.0	33.751	101.5	2:04.787 (1)	77.66		13:55:55.142	

Weather / Track : Rain / Wet

Oulton Park International
Circuit Length = 2.6920 miles
Start: 13:30 Flag 13:55 End: 13:57

MCRCB BULLETIN TK080

2016 MCE British Superbike Championship - Round 2

2016 HEL Performance British Motostar Championship

QUALIFYING 1 - SECTOR ANALYSIS

SECTOR 1 = FL to I1, SECTOR 2 = I1 to I2 SECTOR 3 = I2 to I3, SECTOR 4 = I3 to FL, DIFF = Difference To Personal Best Lap

P25 56 S		Charlie ATKINS		Honda NSF - Wilson Racing							
IDEAL LAP TIME : 2:05.430		BEST LAP TIME : 2:05.430		DIFFERENCE : 0.000							
LAP	SECTOR 1	SECTOR 2	SECTOR 3	SECTOR 4	LAP TIME	MPH	DIFF	TIME OF DAY			
1 -	OUTLAP	103.2	41.359	86.0	26.678	97.3	36.782	100.3	13:33:52.735		
2 -	35.167	103.8	38.149	89.9	25.724	99.2	35.503	103.2	2:14.543 72.03 9.113 13:36:07.278		
3 -	34.131	106.8	37.661	89.5	25.274	100.9	35.648	103.0	2:12.714 73.02 7.284 13:38:19.992		
4 -	33.323	106.3	37.009	90.1	25.209	91.9	35.195	104.3	2:10.736 74.12 5.306 13:40:30.728		
5 -	33.524	105.6	37.124	89.4	26.051	97.3	35.087	104.3	2:11.786 73.53 6.356 13:42:42.514		
6 -	33.202	102.6	37.335	88.8	25.057	98.2	35.317	100.9	2:10.911 74.02 5.481 13:44:53.425		
7 -	32.954	107.2	36.360	89.8	25.051	92.0	35.188	101.9	2:09.553 (3) 74.80 4.123 13:47:02.978		
8 -	33.110	106.3	37.444	91.1	35.586	96.0	35.198	103.8	2:21.338 68.56 15.908 13:49:24.316		
9 -	32.848	107.5	36.220	89.7	24.525	101.5	34.699	100.0	2:08.292 (2) 75.54 2.862 13:51:32.608		
10 -	32.286	105.8	36.105	85.0	36.636	81.5	35.431	103.4	2:20.458 68.99 15.028 13:53:53.066		
11 -	31.942	107.0	35.374	90.8	24.358	101.0	33.756	105.3	2:05.430 (1) 77.26 13:55:58.496		

P26 22 S		Tasia RODINK		Honda NSF - GA Competition							
IDEAL LAP TIME : 2:06.910		BEST LAP TIME : 2:07.153		DIFFERENCE : 0.243							
LAP	SECTOR 1	SECTOR 2	SECTOR 3	SECTOR 4	LAP TIME	MPH	DIFF	TIME OF DAY			
1 -	OUTLAP	98.5	43.138	80.4	28.863	92.1	38.488	96.0	13:32:41.261		
2 -	35.333	99.8	41.067	84.8	27.480	93.8	IN PIT		2:31.836 P 63.82 24.683 13:35:13.097		
3 -	OUTLAP	97.1	38.666	86.1	26.139	95.0	36.623	96.2	3:07.338 51.73 1:00.185 13:38:20.435		
4 -	33.540	100.9	37.892	86.3	26.062	95.3	35.753	97.9	2:13.247 72.73 6.094 13:40:33.682		
5 -	33.420	98.6	37.185	87.0	26.164	95.3	35.445	97.5	2:12.214 73.30 5.061 13:42:45.896		
6 -	33.041	99.4	37.227	87.6	25.153	96.0	35.374	98.1	2:10.795 74.09 3.642 13:44:56.691		
7 -	32.512	100.4	35.809	87.7	25.086	96.4	35.017	97.8	2:08.424 (3) 75.46 1.271 13:47:05.115		
8 -	32.516	100.7	36.488	87.7	25.091	96.9	35.006	99.2	2:09.101 75.06 1.948 13:49:14.216		
9 -	33.096	101.6	37.347	87.3	25.274	96.2	34.470	97.3	2:10.187 74.44 3.034 13:51:24.403		
10 -	32.106	99.7	35.642	87.7	25.049	95.7	34.356	97.2	2:07.153 (1) 76.21 13:53:31.556		
11 -	32.199	100.6	35.778	87.1	24.806	95.7	34.825	98.1	2:07.608 (2) 75.94 0.455 13:55:39.164		

P27 24 S		Shane FABER		Honda NSF - Shane Faber Racing							
IDEAL LAP TIME : 2:06.738		BEST LAP TIME : 2:07.504		DIFFERENCE : 0.766							
LAP	SECTOR 1	SECTOR 2	SECTOR 3	SECTOR 4	LAP TIME	MPH	DIFF	TIME OF DAY			
1 -	OUTLAP	104.0	39.593	88.3	26.589	98.1	35.713	104.2	13:32:25.278		
2 -	33.646	107.7	38.100	88.8	25.841	100.1	35.026	102.4	2:12.613 73.07 5.109 13:34:37.891		
3 -	33.082	107.5	38.287	89.2	25.691	98.8	36.012	101.9	2:13.072 72.82 5.568 13:36:50.963		
4 -	33.091	105.5	37.172	90.4	25.373	99.1	34.789	102.1	2:10.425 74.30 2.921 13:39:01.388		
5 -	33.609	105.8	39.531	87.0	26.418	98.6	IN PIT		2:22.534 P 67.99 15.030 13:41:23.922		
6 -	OUTLAP	90.6	38.891	89.1	25.142	99.4	36.171	103.0	3:36.777 44.70 1:29.273 13:45:00.699		
7 -	32.813	107.3	37.137	90.3	24.927	100.3	34.703	103.4	2:09.580 74.79 2.076 13:47:10.279		
8 -	32.855	103.4	38.542	89.8	25.518	99.5	34.865	103.4	2:11.780 73.54 4.276 13:49:22.059		
9 -	32.554	107.8	36.380	90.3	24.564	101.5	34.179	103.5	2:07.677 (2) 75.90 0.173 13:51:29.736		
10 -	32.180	105.5	36.301	90.6	25.136	100.0	34.345	103.4	2:07.962 (3) 75.73 0.458 13:53:37.698		
11 -	31.694	107.7	36.522	90.1	24.646	101.0	34.642	104.2	2:07.504 (1) 76.00 13:55:45.202		

P28 54		Sam BURMAN		KTM - TeamWNT / Burman Racing							
IDEAL LAP TIME : 2:08.330		BEST LAP TIME : 2:08.330		DIFFERENCE : 0.000							
LAP	SECTOR 1	SECTOR 2	SECTOR 3	SECTOR 4	LAP TIME	MPH	DIFF	TIME OF DAY			
1 -	OUTLAP	108.2	39.378	92.0	27.171	90.8	37.523	107.5	13:32:19.309		
2 -	34.845	110.9	38.177	88.7	26.555	96.0	36.593	104.0	2:16.170 71.17 7.840 13:34:35.479		
3 -	34.290	107.8	37.998	92.1	26.749	98.8	IN PIT		2:22.734 P 67.89 14.404 13:36:58.213		
4 -	OUTLAP	110.0	37.810	92.3	26.489	96.5	36.369	106.6	3:16.007 49.44 1:07.677 13:40:14.220		
5 -	34.073	109.6	38.918	91.3	26.807	94.2	35.884	106.6	2:15.682 71.42 7.352 13:42:29.902		
6 -	33.262	112.2	36.985	94.1	25.599	98.9	35.753	105.3	2:11.599 73.64 3.269 13:44:41.501		
7 -	33.205	110.3	37.153	91.9	25.620	100.6	35.314	106.1	2:11.292 73.81 2.962 13:46:52.793		
8 -	33.101	110.7	36.766	92.8	25.901	101.6	35.177	108.2	2:10.945 (3) 74.01 2.615 13:49:03.738		
9 -	32.804	109.8	37.859	92.0	27.272	86.4	36.238	107.3	2:14.173 72.22 5.843 13:51:17.911		
10 -	32.859	111.8	36.424	93.9	25.511	100.6	34.734	107.5	2:09.528 (2) 74.82 1.198 13:53:27.439		
11 -	32.339	113.1	36.130	94.6	25.213	98.2	34.648	107.2	2:08.330 (1) 75.51 13:55:35.769		

Weather / Track : Rain / Wet

Oulton Park International
Circuit Length = 2.6920 miles
Start: 13:30 Flag 13:55 End: 13:57

MCRCB BULLETIN TK080

2016 MCE British Superbike Championship - Round 2

2016 HEL Performance British Motostar Championship

QUALIFYING 1 - SECTOR ANALYSIS

SECTOR 1 = FL to I1, SECTOR 2 = I1 to I2 SECTOR 3 = I2 to I3, SECTOR 4 = I3 to FL, DIFF = Difference To Personal Best Lap

P29 20		Joel MARKLUND				Honda - Marklund Solutions / SP125						
IDEAL LAP TIME : 2:08.750		BEST LAP TIME : 2:10.507				DIFFERENCE : 1.757						
LAP	SECTOR 1	SECTOR 2		SECTOR 3		SECTOR 4		LAP TIME	MPH	DIFF	TIME OF DAY	
1 -	OUTLAP	106.8	41.716	85.2	28.354	89.8	37.715	104.0			13:33:01.057	
2 -	34.790	108.5	38.659	88.0	26.291	101.0	35.980	104.5	2:15.720 (3)	71.40	5.213	13:35:16.777
3 -	34.640	108.2	38.913	86.4	26.166	99.4	36.261	103.8	2:15.980	71.27	5.473	13:37:32.757
4 -	35.362	108.0	39.501	86.7	28.463	95.0	37.669	101.9	2:20.995	68.73	10.488	13:39:53.752
5 -	33.964	107.0	38.926	88.0	26.323	98.6	IN PIT		2:23.625 P	67.47	13.118	13:42:17.377
6 -	OUTLAP	107.3	38.236	87.8	25.735	101.5	34.842	105.3	3:50.769	41.99	1:40.262	13:46:08.146
7 -	32.450	108.2	36.778	89.1	25.688	100.4	35.591	103.7	2:10.507 (1)	74.25		13:48:18.653
8 -	33.042	108.2	37.177	88.7	25.249	101.6	35.113	102.1	2:10.581 (2)	74.21	0.074	13:50:29.234
9 -	32.224	110.3	36.435	90.1	25.286	99.5	IN PIT		2:20.817 P	68.82	10.310	13:52:50.051

P30 11 S		Dan JONES				Honda NSF - Jones Brothers Racing						
IDEAL LAP TIME : 2:05.772		BEST LAP TIME : 2:10.742				DIFFERENCE : 4.970						
LAP	SECTOR 1	SECTOR 2		SECTOR 3		SECTOR 4		LAP TIME	MPH	DIFF	TIME OF DAY	
1 -	OUTLAP	103.2	38.641	87.7	26.330	97.6	36.376	100.0			13:32:52.191	
2 -	33.772	106.0	37.691	89.5	25.470	99.2	35.737	101.8	2:12.670 (2)	73.04	1.928	13:35:04.861
3 -	33.622	105.6	37.407	90.8	25.140	99.5	34.573	102.7	2:10.742 (1)	74.12		13:37:15.603

P31 16 S		Connall COURTNEY				Honda NSF - Team ILR						
IDEAL LAP TIME : 2:10.596		BEST LAP TIME : 2:11.244				DIFFERENCE : 0.648						
LAP	SECTOR 1	SECTOR 2		SECTOR 3		SECTOR 4		LAP TIME	MPH	DIFF	TIME OF DAY	
1 -	OUTLAP	99.5	44.241	83.9	29.748	92.9	39.378	98.1			13:33:13.484	
2 -	36.383	101.6	40.907	87.2	28.136	96.6	37.980	100.9	2:23.406	67.57	12.162	13:35:36.890
3 -	35.378	102.6	39.180	88.1	27.174	97.8	36.778	99.7	2:18.510	69.96	7.266	13:37:55.400
4 -	34.447	103.4	39.190	86.7	28.231	98.1	36.483	100.4	2:18.351	70.04	7.107	13:40:13.751
5 -	34.037	103.2	39.202	88.0	27.631	97.5	36.042	99.8	2:16.912	70.78	5.668	13:42:30.663
6 -	33.251	104.0	38.894	88.7	26.785	98.5	36.074	101.5	2:15.004	71.78	3.760	13:44:45.667
7 -	32.781	105.0	38.318	89.0	27.407	96.5	36.335	101.2	2:14.841	71.87	3.597	13:47:00.508
8 -	33.274	103.8	37.772	89.4	26.686	99.4	35.683	102.2	2:13.415	72.64	2.171	13:49:13.923
9 -	33.096	104.8	37.385	89.0	26.413	100.0	35.237	101.6	2:12.131 (2)	73.34	0.887	13:51:26.054
10 -	33.152	105.8	37.500	88.8	26.456	99.1	35.323	102.6	2:12.431 (3)	73.18	1.187	13:53:38.485
11 -	32.023	105.8	38.033	88.3	26.233	99.1	34.955	102.6	2:11.244 (1)	73.84		13:55:49.729

P32 48		Ewan POTTER				Honda -						
IDEAL LAP TIME : 2:11.101		BEST LAP TIME : 2:12.321				DIFFERENCE : 1.220						
LAP	SECTOR 1	SECTOR 2		SECTOR 3		SECTOR 4		LAP TIME	MPH	DIFF	TIME OF DAY	
1 -	OUTLAP	102.4	43.606	83.0	28.864	88.1	39.349	98.9			13:32:39.838	
2 -	36.023	99.8	41.419	86.3	27.598	89.3	IN PIT		2:31.196 P	64.09	18.875	13:35:11.034
3 -	OUTLAP	104.2	41.224	82.0	28.678	91.0	IN PIT		4:51.828 P	33.20	2:39.507	13:40:02.862
4 -	OUTLAP	104.2	41.214	89.4	26.867	90.9	37.942	97.6	3:19.840	48.49	1:07.519	13:43:22.702
5 -	35.179	104.6	40.495	88.6	26.904	96.9	37.324	99.5	2:19.902	69.27	7.581	13:45:42.604
6 -	34.329	105.5	39.310	90.8	26.434	98.9	36.478	98.9	2:16.551 (3)	70.97	4.230	13:47:59.155
7 -	34.078	105.5	39.254	89.7	25.727	98.8	36.444	101.6	2:15.503 (2)	71.52	3.182	13:50:14.658
8 -	33.207	106.0	38.301	90.0	25.441	100.9	35.372	99.8	2:12.321 (1)	73.24		13:52:26.979
9 -	32.802	106.8	37.486	89.2	25.670	98.1	IN PIT		2:17.707 P	70.37	5.386	13:54:44.686

P33 28		Lee HINDLE				KTM - JH Motorsport						
IDEAL LAP TIME : 2:12.365		BEST LAP TIME : 2:12.580				DIFFERENCE : 0.215						
LAP	SECTOR 1	SECTOR 2		SECTOR 3		SECTOR 4		LAP TIME	MPH	DIFF	TIME OF DAY	
1 -	OUTLAP	99.7	43.067	80.9	29.736	86.3	IN PIT		P		13:33:15.771	
2 -	OUTLAP	107.0	40.043	87.7	28.334	91.4	39.238	97.8	4:14.840	38.02	2:02.260	13:37:30.611
3 -	36.418	107.8	40.267	87.6	28.089	91.1	IN PIT		2:30.134 P	64.55	17.554	13:40:00.745
4 -	OUTLAP	101.6	39.698	90.3	26.802	91.4	37.968	100.7	2:54.595	55.50	42.015	13:42:55.340
5 -	35.635	108.0	39.706	88.4	26.547	94.9	IN PIT		2:27.923 P	65.51	15.343	13:45:23.263
6 -	OUTLAP	103.7	39.810	86.7	26.545	96.4	37.215	102.6	3:37.814	44.49	1:25.234	13:49:01.077
7 -	34.508	109.1	38.493	88.5	28.907	75.3	36.706	104.2	2:18.614 (3)	69.91	6.034	13:51:19.691
8 -	33.796	109.6	37.639	88.1	26.248	94.2	36.282	101.3	2:13.965 (2)	72.34	1.385	13:53:33.656

Oulton Park International
 Circuit Length = 2.6920 miles
 Start: 13:30 Flag 13:55 End: 13:57

Weather / Track : Rain / Wet

MCRCB BULLETIN TK080

2016 MCE British Superbike Championship - Round 2

2016 HEL Performance British Motostar Championship

QUALIFYING 1 - SECTOR ANALYSIS

SECTOR 1 = FL to I1, SECTOR 2 = I1 to I2 SECTOR 3 = I2 to I3, SECTOR 4 = I3 to FL, DIFF = Difference To Personal Best Lap
9 - 33.710 108.7 37.041 89.5 25.332 101.5 36.497 101.2 2:12.580 (1) 73.09 13:55:46.236

MCRCB BULLETIN TK081**2016 MCE British Superbike Championship - Round 2****2016 HEL Performance British Motostar Championship****QUALIFYING 1 - BEST SPEEDS**

POS	INTERMEDIATE 1		INTERMEDIATE 2		INTERMEDIATE 3		FINISH LINE		MPH			
	NO	NAME	MPH	NO	NAME	MPH	NO	NAME				
1	15	McMANUS	115.9	21	KERR	95.8	21	KERR	106.5	15	McMANUS	109.4
2	54	BURMAN	113.1	47	ARCHER	95.3	47	ARCHER	106.1	21	KERR	109.1
3	47	ARCHER	112.7	44	BEST	94.7	44	BEST	106.0	47	ARCHER	108.2
4	21	KERR	112.0	65	OWENS	94.7	15	McMANUS	105.8	54	BURMAN	108.2
5	44	BEST	111.8	54	BURMAN	94.6	65	OWENS	105.6	44	BEST	107.2
6	65	OWENS	111.8	86	NESBITT	94.6	26	SAEZ	104.3	52	BOERBOOM	107.2
7	52	BOERBOOM	111.6	15	McMANUS	94.3	52	BOERBOOM	104.2	65	OWENS	107.2
8	86	NESBITT	111.6	66	FRASER	94.1	86	NESBITT	104.2	62	VALK	107.0
9	26	SAEZ	111.1	12	RENDELL	93.0	62	VALK	103.7	26	SAEZ	106.6
10	20	MARKLUND	110.3	62	VALK	93.0	66	FRASER	103.7	12	RENDELL	105.6
11	62	VALK	110.1	26	SAEZ	92.9	12	RENDELL	103.0	20	MARKLUND	105.3
12	28	HINDLE	109.6	25	STRUDWICK	92.8	25	STRUDWICK	102.9	56	ATKINS	105.3
13	12	RENDELL	109.4	72	HORSMAN	92.8	98	VRIES	102.6	30	COOK	105.1
14	64	DURHAM	109.4	52	BOERBOOM	92.6	79	STACEY	102.1	98	VRIES	105.0
15	66	FRASER	109.4	98	VRIES	92.0	20	MARKLUND	101.6	25	STRUDWICK	104.8
16	30	COOK	109.2	69	BOOTH-AMOS	91.6	30	COOK	101.6	35	LODGE	104.8
17	98	VRIES	109.2	64	DURHAM	91.5	35	LODGE	101.6	86	NESBITT	104.8
18	72	HORSMAN	108.7	11	JONES	91.3	54	BURMAN	101.6	66	FRASER	104.5
19	2	BROUWERS	108.5	35	LODGE	91.3	3	CLAYTON	101.5	34	DELVES	104.3
20	25	STRUDWICK	108.4	7	TOMS	91.1	24	FABER	101.5	24	FABER	104.2
21	24	FABER	107.8	56	ATKINS	91.1	28	HINDLE	101.5	28	HINDLE	104.2
22	35	LODGE	107.8	99	CAMPBELL	91.1	56	ATKINS	101.5	72	HORSMAN	104.0
23	69	BOOTH-AMOS	107.8	3	CLAYTON	90.9	72	HORSMAN	101.3	7	TOMS	103.8
24	79	STACEY	107.8	79	STACEY	90.9	7	TOMS	101.2	64	DURHAM	103.7
25	34	DELVES	107.5	48	POTTER	90.8	34	DELVES	100.9	2	BROUWERS	103.5
26	56	ATKINS	107.5	24	FABER	90.6	48	POTTER	100.9	79	STACEY	103.4
27	7	TOMS	107.3	2	BROUWERS	90.3	69	BOOTH-AMOS	100.7	3	CLAYTON	103.0
28	99	CAMPBELL	107.3	28	HINDLE	90.3	99	CAMPBELL	100.6	11	JONES	102.7
29	48	POTTER	106.8	20	MARKLUND	90.1	2	BROUWERS	100.4	16	COURTNEY	102.6
30	3	CLAYTON	106.5	34	DELVES	89.8	64	DURHAM	100.4	69	BOOTH-AMOS	102.4
31	11	JONES	106.5	30	COOK	89.5	16	COURTNEY	100.0	99	CAMPBELL	102.1
32	16	COURTNEY	105.8	16	COURTNEY	89.4	11	JONES	99.5	48	POTTER	101.6
33	22	RODINK	101.6	22	RODINK	87.7	22	RODINK	96.9	22	RODINK	99.2

Weather / Track : Rain / Wet

Results can be found at www.tsl-timing.comOulton Park International
Circuit Length = 2.6920 miles
Start: 13:30 Flag 13:55 End: 13:57

Printed - 13:59 Sunday, 01 May 2016

MCRCB BULLETIN TK082

2016 MCE British Superbike Championship - Round 2

2016 HEL Performance British Motostar Championship

QUALIFYING 1 - BEST SECTORS

SECTOR 1				SECTOR 2				SECTOR 3				SECTOR 4				IDEAL / BEST COMPARISON			
POS	NO	NAME	TIME	NO	NAME	TIME	NO	NAME	TIME	NO	NAME	TIME	POS	NO	NAME	IDEAL	BEST	DIFF	
																PERFECT LAP	1:56.170		
1	2	BROUWER	29.198	12	RENDELL	32.378	12	RENDELL	22.727	12	RENDELL	31.867	1	12	RENDELL	1:56.775	1:56.775	0.000	
2	44	BEST	29.603	2	BROUWER	32.479	44	BEST	23.042	2	BROUWER	32.084	2	2	BROUWERS	1:57.321	1:57.793	0.472	
3	65	OWENS	29.606	65	OWENS	32.561	65	OWENS	23.167	44	BEST	32.241	3	65	OWENS	1:57.674	1:58.215	0.541	
4	62	VALK	29.610	69	BOOTH-A	32.952	69	BOOTH-A	23.254	52	BOERBOO	32.278	4	44	BEST	1:57.992	1:58.341	0.349	
5	52	BOERBOO	29.611	62	VALK	33.070	2	BROUWER	23.560	65	OWENS	32.340	5	69	BOOTH-AMOS	1:58.637	1:58.679	0.042	
6	12	RENDELL	29.803	44	BEST	33.106	26	SAEZ	23.576	62	VALK	32.477	6	52	BOERBOOM	1:58.642	1:59.071	0.429	
7	26	SAEZ	29.872	52	BOERBOO	33.127	62	VALK	23.578	69	BOOTH-A	32.541	7	62	VALK	1:58.735	1:58.799	0.064	
8	69	BOOTH-A	29.890	98	VRIES	33.617	52	BOERBOO	23.626	25	STRUDWI	32.682	8	26	SAEZ	2:00.322	2:00.331	0.009	
9	15	McMANUS	29.916	21	KERR	33.744	35	LODGE	23.677	21	KERR	32.744	9	98	VRIES	2:00.499	2:00.926	0.427	
10	98	VRIES	30.028	26	SAEZ	33.856	30	COOK	23.740	47	ARCHER	32.749	10	21	KERR	2:00.817	2:01.141	0.324	
11	21	KERR	30.342	72	HORSMAN	33.871	98	VRIES	23.817	99	CAMPBEL	32.830	11	25	STRUDWICK	2:01.143	2:01.667	0.524	
12	25	STRUDWI	30.418	99	CAMPBEL	33.964	15	McMANUS	23.821	72	HORSMAN	32.900	12	72	HORSMAN	2:01.289	2:01.909	0.620	
13	30	COOK	30.422	86	NESBITT	34.010	25	STRUDWI	23.861	26	SAEZ	33.018	13	99	CAMPBELL	2:01.418	2:02.116	0.698	
14	34	DELVES	30.510	47	ARCHER	34.055	86	NESBITT	23.861	98	VRIES	33.037	14	47	ARCHER	2:01.502	2:01.905	0.403	
15	47	ARCHER	30.514	34	DELVES	34.089	99	CAMPBEL	23.879	34	DELVES	33.073	15	35	LODGE	2:01.506	2:01.916	0.410	
16	35	LODGE	30.597	35	LODGE	34.115	72	HORSMAN	23.921	30	COOK	33.103	16	30	COOK	2:01.632	2:02.174	0.542	
17	72	HORSMAN	30.597	25	STRUDWI	34.182	21	KERR	23.987	15	McMANUS	33.111	17	15	McMANUS	2:01.668	2:01.991	0.323	
18	86	NESBITT	30.726	3	CLAYTON	34.279	34	DELVES	24.147	35	LODGE	33.117	18	34	DELVES	2:01.819	2:01.834	0.015	
19	99	CAMPBEL	30.745	79	STACEY	34.282	79	STACEY	24.157	66	FRASER	33.118	19	86	NESBITT	2:01.894	2:02.735	0.841	
20	79	STACEY	30.748	30	COOK	34.367	47	ARCHER	24.184	86	NESBITT	33.297	20	79	STACEY	2:02.889	2:02.991	0.102	
21	3	CLAYTON	30.898	64	DURHAM	34.539	7	TOMS	24.261	79	STACEY	33.702	21	3	CLAYTON	2:03.315	2:04.037	0.722	
22	66	FRASER	30.967	15	McMANUS	34.820	66	FRASER	24.275	3	CLAYTON	33.723	22	66	FRASER	2:03.381	2:03.570	0.189	
23	64	DURHAM	31.029	7	TOMS	34.923	56	ATKINS	24.358	64	DURHAM	33.751	23	64	DURHAM	2:04.030	2:04.787	0.757	
24	7	TOMS	31.076	11	JONES	34.981	3	CLAYTON	24.415	56	ATKINS	33.756	24	7	TOMS	2:04.480	2:04.588	0.108	
25	11	JONES	31.078	66	FRASER	35.021	24	FABER	24.564	24	FABER	34.179	25	56	ATKINS	2:05.430	2:05.430	0.000	
26	24	FABER	31.694	56	ATKINS	35.374	64	DURHAM	24.711	7	TOMS	34.220	26	11	JONES	2:05.772	2:10.742	4.970	
27	56	ATKINS	31.942	22	RODINK	35.642	22	RODINK	24.806	22	RODINK	34.356	27	24	FABER	2:06.738	2:07.504	0.766	
28	16	COURTNE	32.023	54	BURMAN	36.130	11	JONES	25.140	11	JONES	34.573	28	22	RODINK	2:06.910	2:07.153	0.243	
29	22	RODINK	32.106	24	FABER	36.301	54	BURMAN	25.213	54	BURMAN	34.648	29	54	BURMAN	2:08.330	2:08.330	0.000	
30	20	MARKLUN	32.224	20	MARKLUN	36.435	20	MARKLUN	25.249	20	MARKLUN	34.842	30	20	MARKLUND	2:08.750	2:10.507	1.757	
31	54	BURMAN	32.339	28	HINDLE	37.041	28	HINDLE	25.332	16	COURTNE	34.955	31	16	COURTNEY	2:10.596	2:11.244	0.648	
32	48	POTTER	32.802	16	COURTNE	37.385	48	POTTER	25.441	48	POTTER	35.372	32	48	POTTER	2:11.101	2:12.321	1.220	
33	28	HINDLE	33.710	48	POTTER	37.486	16	COURTNE	26.233	28	HINDLE	36.282	33	28	HINDLE	2:12.365	2:12.580	0.215	

Weather / Track : Rain / Wet

Results can be found at www.tsl-timing.com

Oulton Park International
 Circuit Length = 2.6920 miles
 Start: 13:30 Flag 13:55 End: 13:57

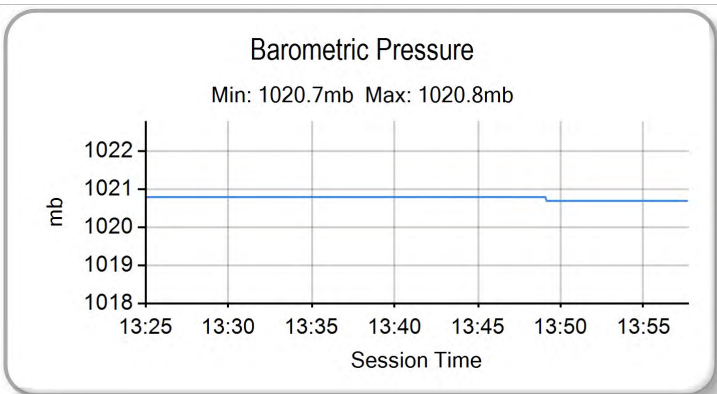
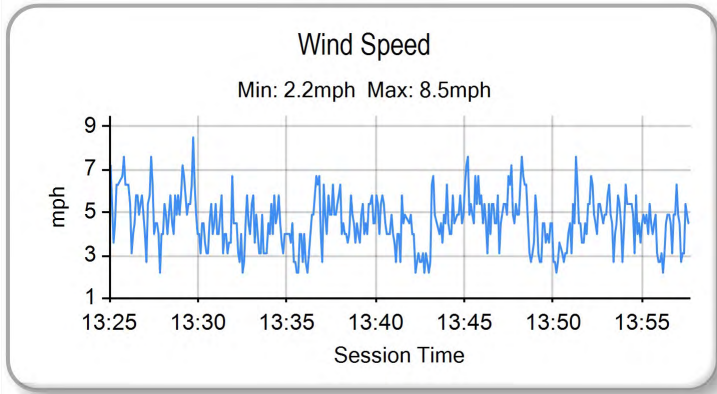
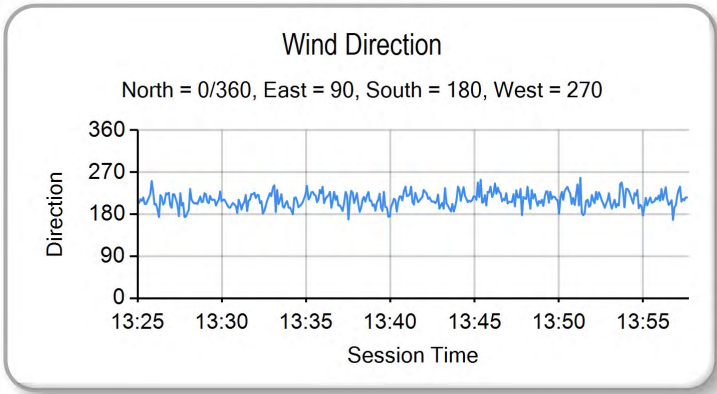
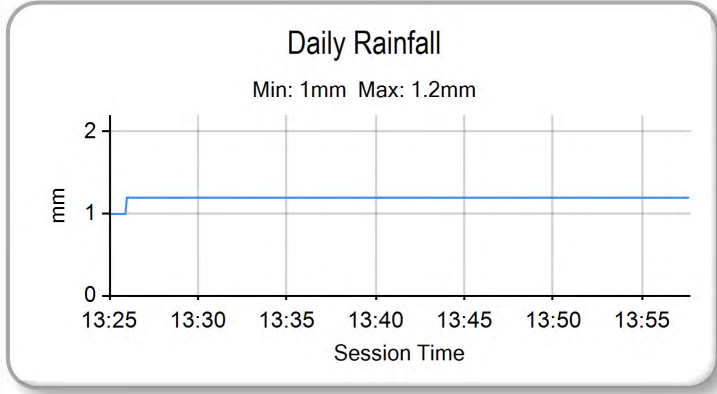
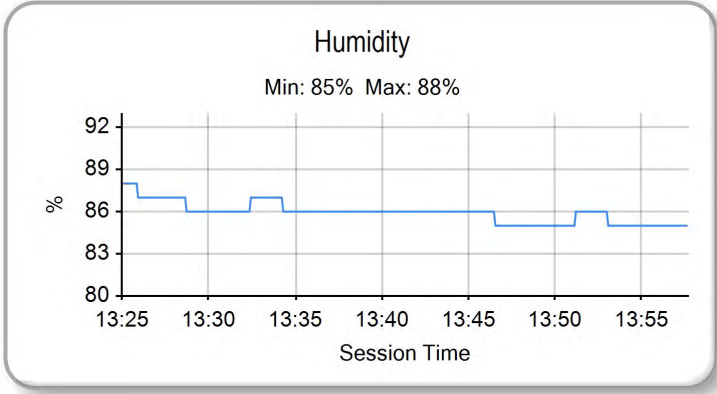
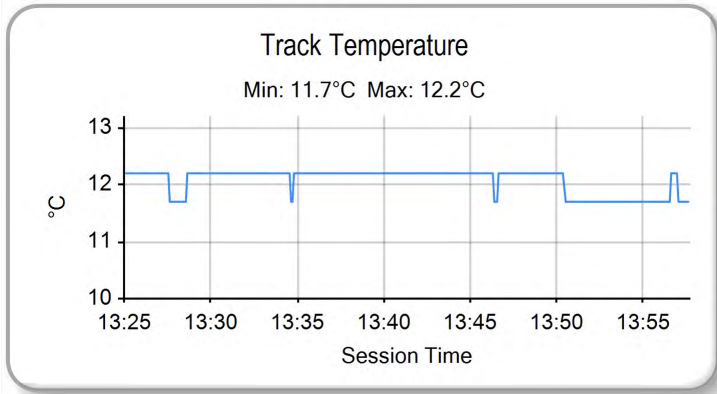
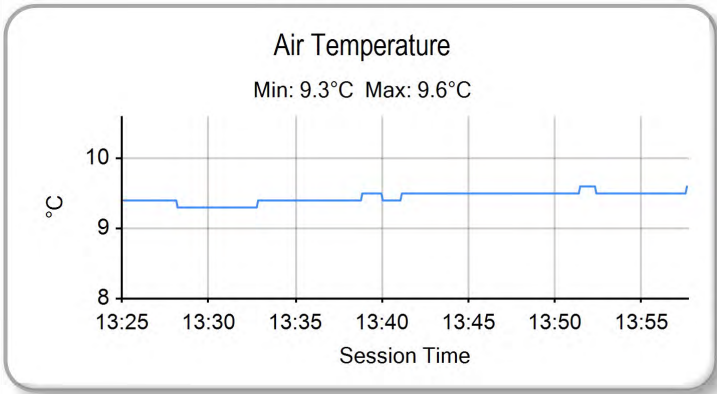
Printed - 13:59 Sunday, 01 May 2016

MCRCB BULLETIN TK083

2016 MCE British Superbike Championship - Round 2

2016 HEL Performance British Motostar Championship

QUALIFYING 1 - WEATHER CONDITIONS



Weather / Track : Rain / Wet

Results can be found at www.tsl-timing.com

Oulton Park International
Circuit Length = 2.6920 miles
Start: 13:30 Flag 13:55 End: 13:57

Printed - 14:01 Sunday, 01 May 2016



POS	NO	CL	PIC NAME	ENTRY	FIRST		SECOND		GAP	DIFF
					TIME	LAPS	TIME	LAPS		
1	12		1 Edward RENDELL	Ten Kate Honda - Banks Racing	1:56.775	11	1:50.230	8		
2	44		2 Edmund BEST	KTM - SymCirrus Motorsport	1:58.341	12	1:51.115	12	0.885	0.885
3	69		3 Tom BOOTH-AMOS	Tigcraft - FAB Racing	1:58.679	11	1:51.183	11	0.953	0.068
4	52		4 Joel BOERBOOM	Kalex KTM - FPW Racing	1:59.071	13	1:51.277	12	1.047	0.094
5	47		5 Jake ARCHER	KTM FTR - City Lifting / RS Racing	2:01.905	11	1:51.528	10	1.298	0.251
6	86		6 Charlie NESBITT	KTM - e3 motorsport / Redline KTM	2:02.735	4	1:51.867	10	1.637	0.339
7	21		7 Richard KERR	KTM - North West Racing	2:01.141	12	1:52.285	12	2.055	0.418
8	26		8 Dani SAEZ	Honda - GA Competition	2:00.331	11	1:52.534	4	2.304	0.249
9	62		9 Vasco van der VALK	Honda - GA Competition / vasco62.nl	1:58.799	12	1:53.044	13	2.814	0.510
10	35		10 Elliot LODGE	Honda - Essential Team Racing / SP125	2:01.916	11	1:53.138	11	2.908	0.094
11	64	S	1 Asher DURHAM	Honda NSF - Cresswell Racing	2:04.787	11	1:53.250	11	3.020	0.112
12	30		11 Max COOK	Repli-Cast - Repli-Cast UK Racing	2:02.174	10	1:53.659	10	3.429	0.409
13	66		12 Cameron FRASER	Kalex KTM - FPW Racing	2:03.570	12	1:53.755	12	3.525	0.096
14	3	S	2 Mark CLAYTON	Honda NSF - SP125	2:04.037	10	1:53.942	11	3.712	0.187
15	72	S	3 Cameron HORSMAN	Honda NSF - FAB-Racing	2:01.909	11	1:54.376	11	4.146	0.434
16	34	S	4 Liam DELVES	Honda NSF - Crucials Sauce / Banks Racing	2:01.834	11	1:54.379	9	4.149	0.003
17	79	S	5 Storm STACEY	Honda NSF - Repli-Cast UK Racing	2:02.991	12	1:54.463	11	4.233	0.084
18	98		13 Tomas de VRIES	Honda - DAT Racing	2:00.926	12	1:54.550	8	4.320	0.087
19	11	S	6 Dan JONES	Honda NSF - Jones Brothers Racing	2:10.742	3	1:54.611	11	4.381	0.061
20	99		14 Stephen CAMPBELL	Honda - Campbell Racing	2:02.116	11	1:54.630	9	4.400	0.019
21	20		15 Joel MARKLUND	Honda - Marklund Solutions / SP125	2:10.507	9	1:54.914	11	4.684	0.284
22	7	S	7 TJ TOMS	Honda NSF - Wilson Racing	2:04.588	12	1:55.151	11	4.921	0.237
23	15		16 Eugene McMANUS	KTM - CD / IC Racing	2:01.991	10	1:55.446	5	5.216	0.295
24	2		17 Mike BROUWERS	Husqvarna - Joma / Brouwersracingteam	1:57.793	12	1:56.229	2	5.999	0.783
25	28		18 Lee HINDLE	KTM - JH Motorsport	2:12.580	9	1:57.226	8	6.996	0.997
26	56	S	8 Charlie ATKINS	Honda NSF - Wilson Racing	2:05.430	11	1:57.338	11	7.108	0.112
27	24	S	9 Shane FABER	Honda NSF - Shane Faber Racing	2:07.504	11	1:58.199	11	7.969	0.861
28	65		19 Josh OWENS	Kalex KTM - JPL Racing	1:58.215	10		1	7.985	0.016
29	22	S	10 Tasia RODINK	Honda NSF - GA Competition	2:07.153	11	1:59.697	9	9.467	1.482
30	16	S	11 Connall COURTNEY	Honda NSF - Team ILR	2:11.244	11	1:59.868	11	9.638	0.171
31	54		20 Sam BURMAN	KTM - TeamWNT / Burman Racing	2:08.330	11	2:01.069	9	10.839	1.201
32	25	S	12 Thomas STRUDWICK	Honda NSF - Case Moto3	2:01.667	10	2:02.007	3	11.437	0.598
33	48		21 Ewan POTTER	Honda -	2:12.321	9	2:02.220	12	11.990	0.553

Weather / Track : Cloudy / Damp

These results are provisional until the conclusion of any judicial and technical matters.

Oulton Park International
 Circuit Length = 2.6920 miles
 Start: 17:30 Flag 17:55 End: 17:57

Race Director :	Stewards :	Timekeeper :
-----------------	------------	--------------

Results can be found at www.britishsuperbike.com

Printed - 18:00 Sunday, 01 May 2016





POS	NO	CL	PIC NAME	ENTRY	TIME	ON	LAPS	GAP	DIFF	MPH
1	12		1 Edward RENDELL	Ten Kate Honda - Banks Racing	1:50.230	8	8			87.91
2	44		2 Edmund BEST	KTM - SymCirrus Motorsport	1:51.115	12	12	0.885	0.885	87.21
3	69		3 Tom BOOTH-AMOS	Tigcraft - FAB Racing	1:51.183	10	11	0.953	0.068	87.16
4	52		4 Jorel BOERBOOM	Kalex KTM - FPW Racing	1:51.277	12	12	1.047	0.094	87.09
5	47		5 Jake ARCHER	KTM FTR - City Lifting / RS Racing	1:51.528	10	10	1.298	0.251	86.89
6	86		6 Charlie NESBITT	KTM - e3 motorsport / Redline KTM	1:51.867	9	10	1.637	0.339	86.63
7	21		7 Richard KERR	KTM - North West Racing	1:52.285	11	12	2.055	0.418	86.30
8	26		8 Dani SAEZ	Honda - GA Competition	1:52.534	4	4	2.304	0.249	86.11
9	62		9 Vasco van der VALK	Honda - GA Competition / vasco62.nl	1:53.044	13	13	2.814	0.510	85.73
10	35		10 Elliot LODGE	Honda - Essential Team Racing / SP125	1:53.138	10	11	2.908	0.094	85.65
11	64	S	1 Asher DURHAM	Honda NSF - Cresswell Racing	1:53.250	9	11	3.020	0.112	85.57
12	30		11 Max COOK	Repli-Cast - Repli-Cast UK Racing	1:53.659	9	10	3.429	0.409	85.26
13	66		12 Cameron FRASER	Kalex KTM - FPW Racing	1:53.755	12	12	3.525	0.096	85.19
14	3	S	2 Mark CLAYTON	Honda NSF - SP125	1:53.942	9	11	3.712	0.187	85.05
15	72	S	3 Cameron HORSMAN	Honda NSF - FAB-Racing	1:54.376	11	11	4.146	0.434	84.73
16	34	S	4 Liam DELVES	Honda NSF - Crucials Sauce / Banks Racing	1:54.379	9	9	4.149	0.003	84.72
17	79	S	5 Storm STACEY	Honda NSF - Repli-Cast UK Racing	1:54.463	9	11	4.233	0.084	84.66
18	98		13 Tomas de VRIES	Honda - DAT Racing	1:54.550	8	8	4.320	0.087	84.60
19	11	S	6 Dan JONES	Honda NSF - Jones Brothers Racing	1:54.611	11	11	4.381	0.061	84.55
20	99		14 Stephen CAMPBELL	Honda - Campbell Racing	1:54.630	7	9	4.400	0.019	84.54
21	20		15 Joel MARKLUND	Honda - Marklund Solutions / SP125	1:54.914	9	11	4.684	0.284	84.33
22	7	S	7 TJ TOMS	Honda NSF - Wilson Racing	1:55.151	11	11	4.921	0.237	84.16
23	15		16 Eugene McMANUS	KTM - CD / IC Racing	1:55.446	5	5	5.216	0.295	83.94
24	2		17 Mike BROUWERS	Husqvarna - Joma / Brouwersracingteam	1:56.229	2	2	5.999	0.783	83.38
25	28		18 Lee HINDLE	KTM - JH Motorsport	1:57.226	8	8	6.996	0.997	82.67
26	56	S	8 Charlie ATKINS	Honda NSF - Wilson Racing	1:57.338	11	11	7.108	0.112	82.59
27	24	S	9 Shane FABER	Honda NSF - Shane Faber Racing	1:58.199	11	11	7.969	0.861	81.99
28	22	S	10 Tasia RODINK	Honda NSF - GA Competition	1:59.697	9	9	9.467	1.498	80.96
29	16	S	11 Connall COURTNEY	Honda NSF - Team ILR	1:59.868	9	11	9.638	0.171	80.84
30	54		19 Sam BURMAN	KTM - TeamWNT / Burman Racing	2:01.069	9	9	10.839	1.201	80.04

QUALIFYING LAPTIME (110.0% of 1:50.230) = 2:01.253

31	25	S	12 Thomas STRUDWICK	Honda NSF - Case Moto3	2:02.007	3	3	11.777	0.938	79.43
32	48		20 Ewan POTTER	Honda -	2:02.220	12	12	11.990	0.213	79.29
33	65		21 Josh OWENS	Kalex KTM - JPL Racing			1			

Weather / Track : Cloudy / Damp

These results are provisional until the conclusion of any judicial and technical matters.

Oulton Park International
Circuit Length = 2.6920 miles
Start: 17:30 Flag 17:55 End: 17:57

Race Director :	Stewards :	Timekeeper :
-----------------	------------	--------------

Results can be found at www.britishsuperbike.com

Printed - 17:58 Sunday, 01 May 2016



MCRCB BULLETIN TK137

2016 MCE British Superbike Championship - Round 2

2016 HEL Performance British Motostar Championship

QUALIFYING 2 - SECTOR ANALYSIS

SECTOR 1 = FL to I1, SECTOR 2 = I1 to I2 SECTOR 3 = I2 to I3, SECTOR 4 = I3 to FL, DIFF = Difference To Personal Best Lap

P1 12		Edward RENDELL						Ten Kate Honda - Banks Racing			
IDEAL LAP TIME : 1:50.230		BEST LAP TIME : 1:50.230				DIFFERENCE : 0.000					
LAP	SECTOR 1	SECTOR 2		SECTOR 3		SECTOR 4		LAP TIME	MPH	DIFF	TIME OF DAY
1 -	OUTLAP	105.8	32.915	85.9	23.297	101.5	IN PIT			P	17:35:45.770
2 -	OUTLAP	108.2	32.671	91.9	22.903	101.8	31.639	106.5	9:11.500	17.57	7:21.270 17:44:57.270
3 -	29.219	109.2	31.091	91.3	22.271	103.4	30.994	107.3	1:53.575	85.32	3.345 17:46:50.845
4 -	29.539	108.7	30.826	91.5	21.943	104.6	30.707	106.5	1:53.015	85.75	2.785 17:48:43.860
5 -	28.399	110.0	30.568	91.0	21.912	104.5	30.784	106.5	1:51.663 (2)	86.79	1.433 17:50:35.523
6 -	28.445	110.1	31.029	93.2	21.709	103.0	30.694	106.6	1:51.877 (3)	86.62	1.647 17:52:27.400
7 -	28.821	111.2	31.172	90.9	21.846	103.2	30.782	106.1	1:52.621	86.05	2.391 17:54:20.021
8 -	28.005	110.3	30.321	93.5	21.517	103.8	30.387	106.6	1:50.230 (1)	87.91	17:56:10.251

P2 44		Edmund BEST						KTM - SymCirrus Motorsport			
IDEAL LAP TIME : 1:50.958		BEST LAP TIME : 1:51.115				DIFFERENCE : 0.157					
LAP	SECTOR 1	SECTOR 2		SECTOR 3		SECTOR 4		LAP TIME	MPH	DIFF	TIME OF DAY
1 -	OUTLAP	107.7	34.691	92.5	23.574	103.8	IN PIT			P	17:33:31.992
2 -	OUTLAP	111.1	33.547	92.8	23.514	103.4	32.833	108.2	4:25.681	36.47	2:34.566 17:37:57.673
3 -	29.048	113.3	32.303	92.6	23.059	103.7	32.275	109.2	1:56.685	83.05	5.570 17:39:54.358
4 -	28.821	112.9	31.621	94.7	23.786	101.5	31.965	108.7	1:56.193	83.40	5.078 17:41:50.551
5 -	29.029	113.3	31.669	94.2	22.358	104.6	31.447	109.4	1:54.503	84.63	3.388 17:43:45.054
6 -	29.000	113.1	31.637	94.2	22.472	104.6	31.305	108.7	1:54.414	84.70	3.299 17:45:39.468
7 -	28.777	113.5	31.478	93.9	22.411	105.1	31.131	109.6	1:53.797	85.16	2.682 17:47:33.265
8 -	28.503	113.5	31.134	94.5	22.051	105.8	30.919	110.0	1:52.607	86.06	1.492 17:49:25.872
9 -	28.252	115.3	31.299	95.4	21.980	106.8	30.519	109.8	1:52.050	86.49	0.935 17:51:17.922
10 -	28.149	113.9	30.633	95.4	22.128	105.8	30.726	109.2	1:51.636 (2)	86.81	0.521 17:53:09.558
11 -	28.094	113.7	30.754	95.1	22.116	105.0	30.809	109.4	1:51.773 (3)	86.70	0.658 17:55:01.331
12 -	27.895	114.1	30.587	93.9	21.957	106.1	30.676	109.6	1:51.115 (1)	87.21	17:56:52.446

P3 69		Tom BOOTH-AMOS						Tigcraft - FAB Racing			
IDEAL LAP TIME : 1:50.648		BEST LAP TIME : 1:51.183				DIFFERENCE : 0.535					
LAP	SECTOR 1	SECTOR 2		SECTOR 3		SECTOR 4		LAP TIME	MPH	DIFF	TIME OF DAY
1 -	OUTLAP	92.4	35.393	84.5	25.907	92.6	33.819	104.3			17:36:27.603
2 -	30.651	99.1	36.017	89.1	23.276	100.6	32.367	103.8	2:02.311	79.23	11.128 17:38:29.914
3 -	29.287	110.0	31.820	91.1	22.756	101.0	31.469	105.0	1:55.332	84.02	4.149 17:40:25.246
4 -	28.489	110.3	31.380	91.6	22.227	102.6	31.101	105.5	1:53.197	85.61	2.014 17:42:18.443
5 -	28.374	111.6	31.930	92.5	22.408	102.2	IN PIT		1:58.252	P 81.95	7.069 17:44:16.695
6 -	OUTLAP	109.2	31.215	91.9	22.154	101.9	31.340	104.5	2:36.772	61.81	45.589 17:46:53.467
7 -	28.336	111.2	31.011	91.5	22.002	99.8	30.990	105.0	1:52.339	86.26	1.156 17:48:45.806
8 -	28.036	110.7	30.607	92.9	21.823	104.0	31.138	102.9	1:51.604 (2)	86.83	0.421 17:50:37.410
9 -	28.045	111.6	31.187	92.1	22.056	102.6	31.040	101.3	1:52.328 (3)	86.27	1.145 17:52:29.738
10 -	27.695	112.2	31.142	92.8	21.655	103.8	30.691	105.1	1:51.183 (1)	87.16	17:54:20.921
11 -	27.707	110.7	31.780	83.3	25.732	93.2	33.305	99.2	1:58.524	81.76	7.341 17:56:19.445

P4 52		Jorel BOERBOOM						Kalex KTM - FPW Racing			
IDEAL LAP TIME : 1:51.088		BEST LAP TIME : 1:51.277				DIFFERENCE : 0.189					
LAP	SECTOR 1	SECTOR 2		SECTOR 3		SECTOR 4		LAP TIME	MPH	DIFF	TIME OF DAY
1 -	OUTLAP	108.0	37.837	92.1	25.496	102.1	34.387	108.5			17:34:25.135
2 -	31.440	112.5	34.731	95.3	23.868	105.6	32.471	111.2	2:02.510	79.10	11.233 17:36:27.645
3 -	29.450	114.5	32.449	94.2	23.537	104.8	32.657	109.8	1:58.093	82.06	6.816 17:38:25.738
4 -	29.320	114.5	31.981	95.1	22.884	105.6	31.610	111.4	1:55.795	83.69	4.518 17:40:21.533
5 -	28.662	115.5	31.684	96.6	22.539	107.0	31.338	110.1	1:54.223	84.84	2.946 17:42:15.756
6 -	28.728	113.3	31.365	95.3	22.343	106.0	31.126	110.7	1:53.562	85.33	2.285 17:44:09.318
7 -	30.954	110.0	32.105	94.7	23.815	102.1	32.854	109.8	1:59.728	80.94	8.451 17:46:09.046
8 -	28.527	113.7	31.294	94.9	22.269	106.8	31.195	110.7	1:53.285	85.54	2.008 17:48:02.331
9 -	28.181	115.1	30.937	95.0	22.148	107.5	30.722	111.1	1:51.988	86.53	0.711 17:49:54.319
10 -	27.985	115.3	30.902	95.5	22.220	107.0	30.729	111.4	1:51.836 (3)	86.65	0.559 17:51:46.155
11 -	27.860	116.1	30.618	96.0	22.218	107.0	30.620	111.1	1:51.316 (2)	87.06	0.039 17:53:37.471
12 -	27.767	115.5	30.807	96.0	22.116	106.8	30.587	111.2	1:51.277 (1)	87.09	17:55:28.748

Weather / Track : Cloudy / Damp

Oulton Park International
Circuit Length = 2.6920 miles
Start: 17:30 Flag 17:55 End: 17:57

MCRCB BULLETIN TK137

2016 MCE British Superbike Championship - Round 2

2016 HEL Performance British Motostar Championship

QUALIFYING 2 - SECTOR ANALYSIS

SECTOR 1 = FL to I1, SECTOR 2 = I1 to I2 SECTOR 3 = I2 to I3, SECTOR 4 = I3 to FL, DIFF = Difference To Personal Best Lap

P5 47		Jake ARCHER				KTM FTR - City Lifting / RS Racing			
IDEAL LAP TIME : 1:51.528		BEST LAP TIME : 1:51.528				DIFFERENCE : 0.000			
LAP	SECTOR 1	SECTOR 2	SECTOR 3	SECTOR 4	LAP TIME	MPH	DIFF	TIME OF DAY	
1 -	OUTLAP	113.1	33.787	93.8	24.234	105.0	32.287	109.4	17:35:36.409
2 -	29.923	116.3	32.627	94.2	23.910	107.2	31.815	111.8	1:58.275 81.93 6.747 17:37:34.684
3 -	29.604	115.5	32.146	95.7	23.270	106.6	31.231	112.5	1:56.251 83.36 4.723 17:39:30.935
4 -	29.181	115.3	31.574	95.5	23.002	107.3	30.799	112.2	1:54.556 84.59 3.028 17:41:25.491
5 -	28.743	117.3	31.721	97.3	22.748	108.4	31.020	112.7	1:54.232 84.83 2.704 17:43:19.723
6 -	29.446	112.9	32.084	95.1	22.864	106.8	IN PIT		2:01.098 P 80.02 9.570 17:45:20.821
7 -	OUTLAP	112.9	32.479	96.0	22.971	107.5	30.848	112.2	4:28.959 36.03 2:37.431 17:49:49.780
8 -	28.739	116.9	31.102	96.5	22.588	107.5	30.655	111.2	1:53.084 (3) 85.70 1.556 17:51:42.864
9 -	28.341	115.7	30.829	97.2	22.219	107.3	30.423	111.4	1:51.812 (2) 86.67 0.284 17:53:34.676
10 -	28.223	114.7	30.706	96.4	22.214	108.0	30.385	111.4	1:51.528 (1) 86.89 17:55:26.204

P6 86		Charlie NESBITT				KTM - e3 motorsport / Redline KTM			
IDEAL LAP TIME : 1:51.656		BEST LAP TIME : 1:51.867				DIFFERENCE : 0.211			
LAP	SECTOR 1	SECTOR 2	SECTOR 3	SECTOR 4	LAP TIME	MPH	DIFF	TIME OF DAY	
1 -	OUTLAP	114.5	34.113	95.7	24.125	105.6	32.740	110.3	17:35:49.773
2 -	29.799	115.7	33.256	96.2	23.508	105.6	32.198	110.7	1:58.761 81.60 6.894 17:37:48.534
3 -	29.134	116.5	33.595	95.5	23.205	106.6	32.109	109.6	1:58.043 82.09 6.176 17:39:46.577
4 -	29.338	114.9	32.870	95.4	22.827	107.0	31.570	110.5	1:56.605 83.11 4.738 17:41:43.182
5 -	28.891	115.7	32.392	95.7	22.896	106.1	31.387	110.5	1:55.566 83.85 3.699 17:43:38.748
6 -	29.075	113.3	32.391	95.7	22.849	105.8	IN PIT		2:03.502 P 78.47 11.635 17:45:42.250
7 -	OUTLAP	116.5	32.249	96.1	22.932	104.6	30.980	111.8	5:00.633 32.23 3:08.766 17:50:42.883
8 -	28.501	115.9	31.467	97.9	22.329	107.7	30.794	112.0	1:53.091 (3) 85.69 1.224 17:52:35.974
9 -	28.232	116.1	31.208	97.3	22.081	108.0	30.346	112.5	1:51.867 (1) 86.63 17:54:27.841
10 -	28.468	117.9	31.159	98.5	21.919	109.2	30.408	111.1	1:51.954 (2) 86.56 0.087 17:56:19.795

P7 21		Richard KERR				KTM - North West Racing			
IDEAL LAP TIME : 1:51.875		BEST LAP TIME : 1:52.285				DIFFERENCE : 0.410			
LAP	SECTOR 1	SECTOR 2	SECTOR 3	SECTOR 4	LAP TIME	MPH	DIFF	TIME OF DAY	
1 -	OUTLAP	110.5	35.221	93.3	23.579	104.6	32.842	109.1	17:34:27.082
2 -	29.724	110.5	33.206	93.4	23.294	104.8	32.267	109.4	1:58.491 81.78 6.206 17:36:25.573
3 -	29.263	113.5	32.221	95.0	22.889	104.8	32.827	109.2	1:57.200 82.69 4.915 17:38:22.773
4 -	29.175	112.9	32.089	96.2	22.962	96.4	34.333	108.7	1:58.559 81.74 6.274 17:40:21.332
5 -	28.835	113.7	32.328	97.1	22.626	107.8	31.551	110.1	1:55.340 84.02 3.055 17:42:16.672
6 -	28.781	113.3	31.882	93.5	22.924	101.6	IN PIT		2:01.490 P 79.77 9.205 17:44:18.162
7 -	OUTLAP	110.0	32.590	95.5	22.792	105.1	31.831	109.4	2:21.017 68.72 28.732 17:46:39.179
8 -	28.607	113.1	31.712	96.9	22.355	106.5	31.237	109.2	1:53.911 85.07 1.626 17:48:33.090
9 -	35.862	104.8	32.511	96.0	22.405	105.0	31.249	109.4	2:02.027 79.41 9.742 17:50:35.117
10 -	28.702	113.3	31.619	96.5	22.008	108.0	30.708	110.9	1:53.037 (2) 85.73 0.752 17:52:28.154
11 -	28.514	115.3	31.434	97.1	21.866	107.7	30.471	110.9	1:52.285 (1) 86.30 17:54:20.439
12 -	28.104	114.5	32.093	84.7	22.313	106.8	31.096	106.3	1:53.606 (3) 85.30 1.321 17:56:14.045

P8 26		Dani SAEZ				Honda - GA Competition			
IDEAL LAP TIME : 1:52.534		BEST LAP TIME : 1:52.534				DIFFERENCE : 0.000			
LAP	SECTOR 1	SECTOR 2	SECTOR 3	SECTOR 4	LAP TIME	MPH	DIFF	TIME OF DAY	
1 -	OUTLAP	107.3	34.067	92.6	24.429	102.4	32.448	108.2	17:33:30.864
2 -	29.838	112.9	32.766	93.3	22.716	103.2	31.539	109.2	1:56.859 (3) 82.93 4.325 17:35:27.723
3 -	29.634	112.7	31.010	93.9	22.156	105.3	30.849	110.1	1:53.649 (2) 85.27 1.115 17:37:21.372
4 -	29.141	112.7	30.805	94.5	21.793	106.0	30.795	108.5	1:52.534 (1) 86.11 17:39:13.906

P9 62		Vasco van der VALK				Honda - GA Competition / vasco62.nl			
IDEAL LAP TIME : 1:53.037		BEST LAP TIME : 1:53.044				DIFFERENCE : 0.007			
LAP	SECTOR 1	SECTOR 2	SECTOR 3	SECTOR 4	LAP TIME	MPH	DIFF	TIME OF DAY	
1 -	OUTLAP	107.7	34.389	91.5	24.960	100.9	32.841	105.8	17:33:32.500
2 -	30.208	109.6	32.798	91.3	24.062	101.3	32.139	106.3	1:59.207 81.29 6.163 17:35:31.707
3 -	30.201	109.8	32.411	91.8	23.590	101.5	32.546	107.8	1:58.748 81.61 5.704 17:37:30.455
4 -	29.619	111.8	32.544	93.2	23.457	92.4	33.441	106.6	1:59.061 81.39 6.017 17:39:29.516

Weather / Track : Cloudy / Damp

Oulton Park International
Circuit Length = 2.6920 miles
Start: 17:30 Flag 17:55 End: 17:57

MCRCB BULLETIN TK137

2016 MCE British Superbike Championship - Round 2

2016 HEL Performance British Motostar Championship

QUALIFYING 2 - SECTOR ANALYSIS

SECTOR 1 = FL to I1, SECTOR 2 = I1 to I2 SECTOR 3 = I2 to I3, SECTOR 4 = I3 to FL, DIFF = Difference To Personal Best Lap

5 -	29.035	110.5	31.536	93.0	22.680	104.2	31.346	108.2	1:54.597	(3)	84.56	1.553	17:41:24.113
6 -	28.924	112.4	32.119	93.7	22.758	103.2	31.183	107.8	1:54.984		84.28	1.940	17:43:19.097
7 -	29.185	109.2	31.553	92.3	22.810	101.8	31.137	107.2	1:54.685		84.50	1.641	17:45:13.782
8 -	28.929	111.6	31.787	92.8	22.926	103.5	31.136	106.6	1:54.778		84.43	1.734	17:47:08.560
9 -	29.830	110.1	32.634	90.8	23.051	102.6	31.325	106.5	1:56.840		82.94	3.796	17:49:05.400
10 -	28.419	111.8	31.409	93.7	22.683	103.7	31.050	107.2	1:53.561	(2)	85.34	0.517	17:50:58.961
11 -	29.759	110.5	32.349	91.8	22.804	102.7	31.045	107.0	1:55.957		83.57	2.913	17:52:54.918
12 -	28.333	111.2	31.897	93.4	23.313	102.7	31.073	106.6	1:54.616		84.55	1.572	17:54:49.534
13 -	28.218	111.8	31.416	93.5	22.524	104.0	30.886	105.8	1:53.044	(1)	85.73		17:56:42.578

P10 35		Elliot LODGE				Honda - Essential Team Racing / SP125							
IDEAL LAP TIME : 1:52.815		BEST LAP TIME : 1:53.138				DIFFERENCE : 0.323							
LAP	SECTOR 1	SECTOR 2	SECTOR 3	SECTOR 4	LAP TIME	MPH	DIFF	TIME OF DAY					
1 -	OUTLAP	107.5	34.409	90.3	24.291	100.7	33.442	105.1					17:35:02.069
2 -	30.479	110.3	32.657	91.3	23.402	102.1	33.619	106.0	2:00.157		80.65	7.019	17:37:02.226
3 -	29.664	111.2	32.326	92.9	24.479	100.7	35.083	106.0	2:01.552		79.72	8.414	17:39:03.778
4 -	30.465	107.7	33.000	91.6	23.610	100.1	IN PIT		2:05.960	P	76.93	12.822	17:41:09.738
5 -	OUTLAP	111.4	31.940	92.3	22.826	103.0	31.356	107.3	2:37.729		61.44	44.591	17:43:47.467
6 -	29.346	110.7	31.579	92.8	22.527	103.5	31.043	107.7	1:54.495		84.64	1.357	17:45:41.962
7 -	28.720	112.2	31.238	93.4	22.570	102.6	30.788	107.8	1:53.316	(2)	85.52	0.178	17:47:35.278
8 -	28.888	110.1	31.336	92.5	22.450	104.3	31.116	109.1	1:53.790	(3)	85.16	0.652	17:49:29.068
9 -	29.190	112.4	32.012	94.2	22.806	103.0	34.286	107.8	1:58.294		81.92	5.156	17:51:27.362
10 -	28.542	112.0	31.550	92.9	22.281	103.8	30.765	109.1	1:53.138	(1)	85.65		17:53:20.500
11 -	28.531	112.7	32.275	91.9	22.575	104.5	30.853	107.8	1:54.234		84.83	1.096	17:55:14.734

P11 64 S		Asher DURHAM				Honda NSF - Cresswell Racing							
IDEAL LAP TIME : 1:53.221		BEST LAP TIME : 1:53.250				DIFFERENCE : 0.029							
LAP	SECTOR 1	SECTOR 2	SECTOR 3	SECTOR 4	LAP TIME	MPH	DIFF	TIME OF DAY					
1 -	OUTLAP	103.7	36.983	89.5	26.494	98.1	35.320	102.1					17:36:52.353
2 -	31.411	106.6	33.630	91.8	24.131	100.7	33.339	104.6	2:02.511		79.10	9.261	17:38:54.864
3 -	30.513	105.8	33.449	92.1	23.557	102.2	32.478	105.6	1:59.997		80.76	6.747	17:40:54.861
4 -	30.724	108.9	33.610	91.4	23.414	100.7	32.552	106.0	2:00.300		80.55	7.050	17:42:55.161
5 -	29.674	107.8	32.887	91.3	23.010	102.4	32.094	105.0	1:57.665		82.36	4.415	17:44:52.826
6 -	29.070	110.3	32.227	92.4	22.721	102.1	32.183	106.0	1:56.201		83.40	2.951	17:46:49.027
7 -	29.113	108.9	31.880	92.8	22.453	102.2	31.553	106.3	1:54.999		84.27	1.749	17:48:44.026
8 -	28.398	113.5	31.519	92.9	22.226	102.6	31.325	106.1	1:53.468	(2)	85.41	0.218	17:50:37.494
9 -	28.383	112.4	31.297	93.7	22.249	103.7	31.321	107.2	1:53.250	(1)	85.57		17:52:30.744
10 -	28.629	110.1	32.147	92.0	22.697	102.9	32.384	104.5	1:55.857		83.64	2.607	17:54:26.601
11 -	28.490	109.8	31.468	92.6	22.450	102.2	31.315	106.5	1:53.723	(3)	85.21	0.473	17:56:20.324

P12 30		Max COOK				Repli-Cast - Repli-Cast UK Racing							
IDEAL LAP TIME : 1:53.453		BEST LAP TIME : 1:53.659				DIFFERENCE : 0.206							
LAP	SECTOR 1	SECTOR 2	SECTOR 3	SECTOR 4	LAP TIME	MPH	DIFF	TIME OF DAY					
1 -	OUTLAP	106.3	37.751	86.8	25.515	98.6	34.722	104.3					17:36:14.942
2 -	31.986	109.8	34.193	91.0	23.604	102.6	34.049	105.1	2:03.832		78.26	10.173	17:38:18.774
3 -	30.504	110.1	33.699	92.1	23.136	102.9	32.535	106.5	1:59.874		80.84	6.215	17:40:18.648
4 -	29.759	110.9	33.150	91.9	22.723	103.4	32.138	106.3	1:57.770		82.29	4.111	17:42:16.418
5 -	29.585	112.0	32.352	91.5	22.633	104.0	31.665	104.8	1:56.235		83.37	2.576	17:44:12.653
6 -	29.410	111.6	32.032	93.3	22.625	102.2	IN PIT		2:06.057	P	76.88	12.398	17:46:18.710
7 -	OUTLAP	111.1	32.984	92.4	22.892	103.2	31.324	107.3	4:25.219		36.54	2:31.560	17:50:43.929
8 -	29.166	112.0	31.657	93.8	22.159	105.6	31.092	108.2	1:54.074	(2)	84.95	0.415	17:52:38.003
9 -	28.756	112.4	31.573	93.7	22.195	105.1	31.135	107.3	1:53.659	(1)	85.26		17:54:31.662
10 -	28.629	113.7	31.793	93.7	23.468	103.2	32.045	107.0	1:55.935	(3)	83.59	2.276	17:56:27.597

P13 66		Cameron FRASER				Kalex KTM - FPW Racing							
IDEAL LAP TIME : 1:53.382		BEST LAP TIME : 1:53.755				DIFFERENCE : 0.373							
LAP	SECTOR 1	SECTOR 2	SECTOR 3	SECTOR 4	LAP TIME	MPH	DIFF	TIME OF DAY					
1 -	OUTLAP	109.1	36.097	93.0	25.127	96.9	IN PIT			P			17:33:00.258
2 -	OUTLAP	110.9	34.993	92.8	24.713	96.2	33.485	108.5	4:30.942		35.76	2:37.187	17:37:31.200
3 -	29.077	113.7	32.591	96.9	23.508	99.7	31.818	109.2	1:56.994		82.83	3.239	17:39:28.194

Weather / Track : Cloudy / Damp

Oulton Park International
Circuit Length = 2.6920 miles
Start: 17:30 Flag 17:55 End: 17:57

MCRCB BULLETIN TK137

2016 MCE British Superbike Championship - Round 2

2016 HEL Performance British Motostar Championship

QUALIFYING 2 - SECTOR ANALYSIS

SECTOR 1 = FL to I1, SECTOR 2 = I1 to I2 SECTOR 3 = I2 to I3, SECTOR 4 = I3 to FL, DIFF = Difference To Personal Best Lap

4 -	28.694	113.5	32.585	94.5	22.791	105.6	31.625	109.6	1:55.695	83.76	1.940	17:41:23.889
5 -	28.748	114.7	32.259	95.4	22.608	105.6	31.247	109.6	1:54.862	84.37	1.107	17:43:18.751
6 -	28.582	113.3	31.948	95.8	22.525	106.8	31.035	109.8	1:54.090 (2)	84.94	0.335	17:45:12.841
7 -	28.889	112.5	32.494	94.9	22.779	105.5	31.284	108.7	1:55.446	83.94	1.691	17:47:08.287
8 -	28.975	113.1	32.661	95.7	22.893	106.1	31.327	109.4	1:55.856	83.64	2.101	17:49:04.143
9 -	28.830	113.9	32.057	95.5	22.491	106.5	31.279	109.1	1:54.657	84.52	0.902	17:50:58.800
10 -	28.307	113.9	32.018	95.8	22.635	106.3	31.166	109.8	1:54.126 (3)	84.91	0.371	17:52:52.926
11 -	29.048	112.7	33.022	95.7	22.888	105.5	31.045	109.4	1:56.003	83.54	2.248	17:54:48.929
12 -	28.474	113.5	31.557	96.1	22.483	106.8	31.241	111.1	1:53.755 (1)	85.19		17:56:42.684

P14		3 S		Mark CLAYTON				Honda NSF - SP125				
IDEAL LAP TIME : 1:53.934		BEST LAP TIME : 1:53.942				DIFFERENCE : 0.008						
LAP	SECTOR 1	SECTOR 2		SECTOR 3		SECTOR 4		LAP TIME	MPH	DIFF	TIME OF DAY	
1 -	OUTLAP	106.6	34.887	89.8	24.626	100.0	33.451	105.1			17:35:19.873	
2 -	29.920	110.0	32.964	92.4	25.164	102.1	32.481	106.1	2:00.529	80.40	6.587	17:37:20.402
3 -	31.494	103.0	33.702	89.5	23.909	98.9	32.664	106.5	2:01.769	79.58	7.827	17:39:22.171
4 -	29.380	110.3	31.927	91.8	23.780	95.3	IN PIT		2:03.011 P	78.78	9.069	17:41:25.182
5 -	OUTLAP	102.1	34.618	91.9	22.877	102.6	31.713	107.0	2:08.654	75.32	14.712	17:43:33.836
6 -	29.448	110.0	31.882	92.3	23.198	100.9	31.842	105.0	1:56.370 (3)	83.28	2.428	17:45:30.206
7 -	30.813	106.3	32.428	89.3	23.239	100.9	31.766	106.5	1:58.246	81.95	4.304	17:47:28.452
8 -	28.920	110.3	31.973	92.5	22.574	103.2	31.417	106.3	1:54.884 (2)	84.35	0.942	17:49:23.336
9 -	28.862	109.8	31.270	92.5	22.503	103.2	31.307	106.6	1:53.942 (1)	85.05		17:51:17.278
10 -	31.478	86.9	33.655	88.8	23.364	97.2	33.838	107.5	2:02.335	79.21	8.393	17:53:19.613
11 -	28.854	111.6	33.165	85.8	23.779	96.5	31.919	107.0	1:57.717	82.32	3.775	17:55:17.330

P15		72 S		Cameron HORSMAN				Honda NSF - FAB-Racing				
IDEAL LAP TIME : 1:54.072		BEST LAP TIME : 1:54.376				DIFFERENCE : 0.304						
LAP	SECTOR 1	SECTOR 2		SECTOR 3		SECTOR 4		LAP TIME	MPH	DIFF	TIME OF DAY	
1 -	OUTLAP	104.5	35.514	89.4	24.674	99.7	33.495	104.8			17:37:35.822	
2 -	30.717	108.0	33.986	89.9	23.743	100.4	32.901	104.5	2:01.347	79.86	6.971	17:39:37.169
3 -	30.451	106.6	32.880	90.9	23.309	101.3	32.101	105.1	1:58.741	81.61	4.365	17:41:35.910
4 -	29.619	108.5	32.992	90.9	22.999	100.9	32.054	104.6	1:57.664	82.36	3.288	17:43:33.574
5 -	29.751	106.5	32.391	91.1	22.920	101.5	31.892	104.2	1:56.954	82.86	2.578	17:45:30.528
6 -	29.916	107.2	32.503	91.0	22.669	100.7	31.742	104.2	1:56.830	82.95	2.454	17:47:27.358
7 -	29.425	107.8	32.772	92.0	22.607	102.6	31.442	104.8	1:56.246	83.36	1.870	17:49:23.604
8 -	29.242	108.2	31.547	91.3	22.590	101.3	31.441	104.6	1:54.820 (2)	84.40	0.444	17:51:18.424
9 -	29.457	107.5	31.603	91.3	22.317	100.9	31.467	104.8	1:54.844 (3)	84.38	0.468	17:53:13.268
10 -	28.868	108.2	32.134	92.3	22.931	100.6	31.340	104.0	1:55.273	84.07	0.897	17:55:08.541
11 -	29.115	108.0	31.557	91.4	22.345	101.5	31.359	105.1	1:54.376 (1)	84.73		17:57:02.917

P16		34 S		Liam DELVES				Honda NSF - Crucials Sauce / Banks Racing				
IDEAL LAP TIME : 1:54.231		BEST LAP TIME : 1:54.379				DIFFERENCE : 0.148						
LAP	SECTOR 1	SECTOR 2		SECTOR 3		SECTOR 4		LAP TIME	MPH	DIFF	TIME OF DAY	
1 -	OUTLAP	105.6	35.311	89.3	25.530	99.4	34.536	102.9			17:34:50.724	
2 -	31.629	108.4	35.338	90.1	24.676	99.2	IN PIT		2:14.456 P	72.07	20.077	17:37:05.180
3 -	OUTLAP	104.8	34.090	89.3	24.041	98.1	32.387	103.2	7:37.797	21.16	5:43.418	17:44:42.977
4 -	31.757	96.4	33.288	89.5	23.363	100.0	31.987	102.9	2:00.395	80.49	6.016	17:46:43.372
5 -	29.746	107.3	32.504	90.5	22.850	101.3	31.675	103.8	1:56.775	82.99	2.396	17:48:40.147
6 -	29.529	107.5	32.250	90.1	22.602	100.4	31.300	105.3	1:55.681 (3)	83.77	1.302	17:50:35.828
7 -	28.984	108.2	31.604	91.3	22.786	101.0	31.269	104.5	1:54.643 (2)	84.53	0.264	17:52:30.471
8 -	29.025	109.2	32.220	91.6	22.853	101.8	32.311	104.8	1:56.409	83.25	2.030	17:54:26.880
9 -	29.027	108.2	31.428	90.9	22.707	101.5	31.217	104.6	1:54.379 (1)	84.72		17:56:21.259

P17		79 S		Storm STACEY				Honda NSF - Repli-Cast UK Racing				
IDEAL LAP TIME : 1:54.276		BEST LAP TIME : 1:54.463				DIFFERENCE : 0.187						
LAP	SECTOR 1	SECTOR 2		SECTOR 3		SECTOR 4		LAP TIME	MPH	DIFF	TIME OF DAY	
1 -	OUTLAP	105.3	35.786	90.5	24.850	101.2	34.227	102.2			17:36:30.272	
2 -	30.584	109.1	33.717	92.1	23.392	102.2	32.947	104.8	2:00.640	80.33	6.177	17:38:30.912
3 -	29.520	110.1	32.753	91.8	23.178	101.8	32.495	104.2	1:57.946	82.16	3.483	17:40:28.858
4 -	29.700	107.7	32.798	92.1	22.916	101.6	32.263	104.3	1:57.677	82.35	3.214	17:42:26.535

Weather / Track : Cloudy / Damp

Oulton Park International
Circuit Length = 2.6920 miles
Start: 17:30 Flag 17:55 End: 17:57

MCRCB BULLETIN TK137

2016 MCE British Superbike Championship - Round 2

2016 HEL Performance British Motostar Championship

QUALIFYING 2 - SECTOR ANALYSIS

SECTOR 1 = FL to I1, SECTOR 2 = I1 to I2 SECTOR 3 = I2 to I3, SECTOR 4 = I3 to FL, DIFF = Difference To Personal Best Lap

5 -	29.259	107.7	32.409	92.6	22.822	101.8	32.115	105.6	1:56.605	83.11	2.142	17:44:23.140	
6 -	30.868	103.7	33.356	89.5	24.142	98.2	IN PIT		2:07.989	P	75.71	13.526	17:46:31.129
7 -	OUTLAP	97.2	33.411	92.6	22.916	102.6	31.906	105.0	2:53.494		55.85	59.031	17:49:24.623
8 -	28.979	110.7	32.292	92.0	22.691	102.1	31.885	105.5	1:55.847	(3)	83.65	1.384	17:51:20.470
9 -	28.702	110.5	31.726	93.0	22.298	101.6	31.737	105.8	1:54.463	(1)	84.66		17:53:14.933
10 -	28.636	110.1	31.682	93.8	23.171	93.3	32.609	104.2	1:56.098		83.47	1.635	17:55:11.031
11 -	28.965	108.0	31.769	92.5	22.316	102.1	31.660	105.0	1:54.710	(2)	84.48	0.247	17:57:05.741

P18	98	Tomas de VRIES					Honda - DAT Racing						
IDEAL LAP TIME : 1:53.670			BEST LAP TIME : 1:54.550			DIFFERENCE : 0.880							
LAP	SECTOR 1	SECTOR 2	SECTOR 3	SECTOR 4	LAP TIME	MPH	DIFF	TIME OF DAY					
1 -	OUTLAP	107.0	36.022	89.1	24.943	99.4	33.473	103.4					17:33:26.724
2 -	32.016	109.1	35.185	90.3	24.137	100.0	32.096	105.1	2:03.434		78.51	8.884	17:35:30.158
3 -	30.167	111.4	32.926	91.5	24.533	100.0	32.476	106.3	2:00.102		80.69	5.552	17:37:30.260
4 -	29.644	110.9	32.469	91.8	23.134	102.2	31.762	106.5	1:57.009	(3)	82.82	2.459	17:39:27.269
5 -	29.386	109.4	32.259	91.5	22.934	102.1	31.763	106.3	1:56.342	(2)	83.30	1.792	17:41:23.611
6 -	29.082	109.6	32.908	92.3	22.647	103.7	IN PIT		2:02.038	P	79.41	7.488	17:43:25.649
7 -	OUTLAP	107.8	32.802	91.0	23.283	101.8	31.714	106.0	6:23.505		25.27	4:28.955	17:49:49.154
8 -	29.361	110.1	31.816	93.0	22.412	103.4	30.961	107.3	1:54.550	(1)	84.60		17:51:43.704

P19	11 S	Dan JONES					Honda NSF - Jones Brothers Racing						
IDEAL LAP TIME : 1:54.599			BEST LAP TIME : 1:54.611			DIFFERENCE : 0.012							
LAP	SECTOR 1	SECTOR 2	SECTOR 3	SECTOR 4	LAP TIME	MPH	DIFF	TIME OF DAY					
1 -	OUTLAP	105.1	36.994	84.8	25.548	99.2	34.732	105.1					17:36:15.080
2 -	31.951	107.7	34.189	90.6	23.720	100.6	33.974	105.3	2:03.834		78.26	9.223	17:38:18.914
3 -	30.507	107.0	33.752	91.3	23.112	100.7	32.650	105.8	2:00.021		80.74	5.410	17:40:18.935
4 -	29.606	109.6	33.149	91.4	23.120	101.6	32.309	105.6	1:58.184		82.00	3.573	17:42:17.119
5 -	28.979	111.1	32.553	91.8	22.787	99.8	31.912	105.0	1:56.231		83.37	1.620	17:44:13.350
6 -	28.869	111.1	32.239	91.8	22.621	101.8	33.552	103.8	1:57.281		82.63	2.670	17:46:10.631
7 -	29.507	109.2	32.425	91.1	22.605	100.6	32.239	103.7	1:56.776		82.99	2.165	17:48:07.407
8 -	29.185	109.4	32.544	91.3	22.552	100.1	32.049	103.4	1:56.330		83.30	1.719	17:50:03.737
9 -	29.310	107.5	32.344	91.0	22.423	100.7	31.874	103.8	1:55.951	(3)	83.58	1.340	17:51:59.688
10 -	28.845	109.1	32.002	91.4	22.347	100.9	31.855	103.0	1:55.049	(2)	84.23	0.438	17:53:54.737
11 -	28.700	108.9	31.931	91.0	22.359	100.4	31.621	104.0	1:54.611	(1)	84.55		17:55:49.348

P20	99	Stephen CAMPBELL					Honda - Campbell Racing						
IDEAL LAP TIME : 1:54.372			BEST LAP TIME : 1:54.630			DIFFERENCE : 0.258							
LAP	SECTOR 1	SECTOR 2	SECTOR 3	SECTOR 4	LAP TIME	MPH	DIFF	TIME OF DAY					
1 -	OUTLAP	106.1	36.561	86.4	25.272	98.9	32.974	103.0					17:35:15.664
2 -	30.273	108.5	33.297	91.4	23.739	100.6	32.419	106.0	1:59.728		80.94	5.098	17:37:15.392
3 -	29.235	108.7	32.432	90.6	23.048	102.2	IN PIT		2:03.205	P	78.65	8.575	17:39:18.597
4 -	OUTLAP	109.1	33.223	87.6	23.343	101.8	31.536	104.6	3:05.311		52.29	1:10.681	17:42:23.908
5 -	29.025	109.4	32.347	88.6	23.187	101.3	31.595	105.3	1:56.154	(3)	83.43	1.524	17:44:20.062
6 -	28.667	109.4	31.952	92.1	22.734	101.6	31.307	105.6	1:54.660	(2)	84.52	0.030	17:46:14.722
7 -	28.627	110.5	31.974	92.5	22.574	101.9	31.455	105.3	1:54.630	(1)	84.54		17:48:09.352
8 -	28.572	110.1	31.919	92.6	22.944	101.3	IN PIT		1:59.937	P	80.80	5.307	17:50:09.289
9 -	OUTLAP	109.2	32.309	92.1	22.826	102.2	31.309	105.0	5:21.586		30.13	3:26.956	17:55:30.875

P21	20	Joel MARKLUND					Honda - Marklund Solutions / SP125						
IDEAL LAP TIME : 1:54.751			BEST LAP TIME : 1:54.914			DIFFERENCE : 0.163							
LAP	SECTOR 1	SECTOR 2	SECTOR 3	SECTOR 4	LAP TIME	MPH	DIFF	TIME OF DAY					
1 -	OUTLAP	111.4	35.410	92.8	25.473	99.8	33.591	109.8					17:34:49.934
2 -	31.985	112.7	34.988	93.3	23.743	87.0	32.908	109.6	2:03.624		78.39	8.710	17:36:53.558
3 -	30.123	112.4	32.898	95.0	23.087	101.0	33.214	109.4	1:59.322		81.21	4.408	17:38:52.880
4 -	29.464	113.9	33.428	93.5	23.074	105.0	31.850	109.1	1:57.816		82.25	2.902	17:40:50.696
5 -	29.246	113.1	33.065	95.4	22.958	104.8	31.997	109.6	1:57.266		82.64	2.352	17:42:47.962
6 -	29.560	111.2	32.705	94.9	22.921	105.1	31.581	108.9	1:56.767		82.99	1.853	17:44:44.729
7 -	29.599	109.2	33.091	95.0	23.017	105.1	IN PIT		2:05.150	P	77.43	10.236	17:46:49.879
8 -	OUTLAP	112.2	32.198	95.4	22.608	106.3	31.609	110.1	2:39.019		60.94	44.105	17:49:28.898
9 -	29.069	113.1	32.060	95.0	22.513	106.3	31.272	110.0	1:54.914	(1)	84.33		17:51:23.812

Weather / Track : Cloudy / Damp

Oulton Park International
 Circuit Length = 2.6920 miles
 Start: 17:30 Flag 17:55 End: 17:57

MCRCB BULLETIN TK137

2016 MCE British Superbike Championship - Round 2

2016 HEL Performance British Motostar Championship

QUALIFYING 2 - SECTOR ANALYSIS

SECTOR 1 = FL to I1, SECTOR 2 = I1 to I2 SECTOR 3 = I2 to I3, SECTOR 4 = I3 to FL, DIFF = Difference To Personal Best Lap

10 -	29.173	113.1	32.096	94.3	22.655	105.6	31.480	110.1	1:55.404	(3)	83.97	0.490	17:53:19.216
11 -	29.091	112.5	32.178	94.7	22.596	105.6	31.109	110.7	1:54.974	(2)	84.29	0.060	17:55:14.190

P22		7 S		TJ TOMS		Honda NSF - Wilson Racing							
IDEAL LAP TIME : 1:54.873		BEST LAP TIME : 1:55.151		DIFFERENCE : 0.278									
LAP	SECTOR 1	SECTOR 2	SECTOR 3	SECTOR 4	LAP TIME	MPH	DIFF	TIME OF DAY					
1 -	OUTLAP	107.2	36.298	87.9	25.011	100.3	33.845	106.1					17:35:18.588
2 -	30.390	109.6	33.305	92.0	24.048	101.8	32.954	106.1	2:00.697	80.29	5.546		17:37:19.285
3 -	29.959	109.6	32.631	92.9	22.988	102.7	32.204	106.0	1:57.782	82.28	2.631		17:39:17.067
4 -	29.738	108.7	32.363	91.9	22.979	101.3	32.339	105.8	1:57.419	82.53	2.268		17:41:14.486
5 -	29.627	109.4	32.674	92.0	22.762	101.3	32.300	106.0	1:57.363	82.57	2.212		17:43:11.849
6 -	29.376	108.5	32.090	92.3	22.590	102.4	32.011	105.6	1:56.067	(3)	83.49	0.916	17:45:07.916
7 -	29.288	109.6	32.119	91.4	22.756	102.4	32.310	105.5	1:56.473		83.20	1.322	17:47:04.389
8 -	28.941	110.9	32.237	92.1	23.022	100.1	IN PIT		2:03.051	P	78.75	7.900	17:49:07.440
9 -	OUTLAP	109.8	32.213	91.9	22.897	101.5	31.782	106.1	2:43.331	59.33	48.180		17:51:50.771
10 -	28.906	110.1	31.747	93.3	22.678	102.1	31.908	105.5	1:55.239	(2)	84.09	0.088	17:53:46.010
11 -	28.892	108.4	31.945	91.5	22.452	102.1	31.862	105.6	1:55.151	(1)	84.16		17:55:41.161

P23		15		Eugene McMANUS		KTM - CD / IC Racing							
IDEAL LAP TIME : 1:55.446		BEST LAP TIME : 1:55.446		DIFFERENCE : 0.000									
LAP	SECTOR 1	SECTOR 2	SECTOR 3	SECTOR 4	LAP TIME	MPH	DIFF	TIME OF DAY					
1 -	OUTLAP	114.9	35.187	92.1	24.278	104.0	33.262	110.1					17:35:39.679
2 -	29.775	115.9	34.128	95.4	23.790	106.1	32.898	111.1	2:00.591	80.36	5.145		17:37:40.270
3 -	29.371	116.7	33.683	94.2	23.206	105.8	31.999	111.4	1:58.259	(3)	81.94	2.813	17:39:38.529
4 -	28.953	115.9	32.772	93.9	23.202	106.5	31.947	110.5	1:56.874	(2)	82.92	1.428	17:41:35.403
5 -	28.583	115.7	32.727	94.9	22.559	107.3	31.577	111.2	1:55.446	(1)	83.94		17:43:30.849

P24		2		Mike BROUWERS		Husqvarna - Joma / Brouwersracingteam							
IDEAL LAP TIME : 1:54.542		BEST LAP TIME : 1:56.229		DIFFERENCE : 1.687									
LAP	SECTOR 1	SECTOR 2	SECTOR 3	SECTOR 4	LAP TIME	MPH	DIFF	TIME OF DAY					
1 -	OUTLAP	105.1	34.838	86.9	24.556	99.4	31.944	104.8					17:34:20.514
2 -	29.686	108.9	32.059	90.4	23.330	100.7	31.154	105.6	1:56.229	(1)	83.38		17:36:16.743

P25		28		Lee HINDLE		KTM - JH Motorsport							
IDEAL LAP TIME : 1:56.837		BEST LAP TIME : 1:57.226		DIFFERENCE : 0.389									
LAP	SECTOR 1	SECTOR 2	SECTOR 3	SECTOR 4	LAP TIME	MPH	DIFF	TIME OF DAY					
1 -	OUTLAP	112.2	36.255	93.8	25.174	103.0	34.533	109.6					17:34:52.240
2 -	31.403	114.7	34.576	94.5	25.314	91.0	IN PIT		2:13.482	P	72.60	16.256	17:37:05.722
3 -	OUTLAP	76.0	42.291	90.3	24.076	105.5	34.302	107.3	9:43.534		16.60	7:46.308	17:46:49.256
4 -	31.229	104.5	33.914	95.1	23.403	106.6	33.516	109.8	2:02.062		79.39	4.836	17:48:51.318
5 -	30.499	114.9	33.352	94.6	24.016	104.3	33.079	109.1	2:00.946		80.12	3.720	17:50:52.264
6 -	30.095	113.9	33.307	96.2	22.980	107.5	33.032	108.9	1:59.414	(3)	81.15	2.188	17:52:51.678
7 -	30.174	113.3	32.939	95.3	23.201	106.0	31.935	111.4	1:58.249	(2)	81.95	1.023	17:54:49.927
8 -	29.607	114.7	32.667	95.1	22.628	108.2	32.324	110.9	1:57.226	(1)	82.67		17:56:47.153

P26		56 S		Charlie ATKINS		Honda NSF - Wilson Racing							
IDEAL LAP TIME : 1:56.284		BEST LAP TIME : 1:57.338		DIFFERENCE : 1.054									
LAP	SECTOR 1	SECTOR 2	SECTOR 3	SECTOR 4	LAP TIME	MPH	DIFF	TIME OF DAY					
1 -	OUTLAP	108.2	35.954	89.5	24.848	102.2	33.881	105.3					17:35:17.961
2 -	31.144	111.4	33.470	93.5	25.146	102.7	32.586	108.0	2:02.346		79.21	5.008	17:37:20.307
3 -	30.053	111.6	33.065	93.0	23.330	104.6	31.993	108.4	1:58.441		81.82	1.103	17:39:18.748
4 -	30.343	110.7	32.574	94.1	23.021	104.8	31.991	105.5	1:57.929		82.17	0.591	17:41:16.677
5 -	30.391	111.1	33.153	90.5	22.715	104.5	31.709	107.5	1:57.968		82.15	0.630	17:43:14.645
6 -	29.771	110.3	32.907	92.3	22.360	104.5	32.333	105.1	1:57.371	(2)	82.56	0.033	17:45:12.016
7 -	29.641	112.0	33.584	92.1	22.766	104.8	31.822	107.2	1:57.813	(3)	82.26	0.475	17:47:09.829
8 -	30.600	108.5	33.902	91.1	23.629	98.6	IN PIT		2:08.933	P	75.16	11.595	17:49:18.762
9 -	OUTLAP	110.1	33.243	93.3	22.935	104.3	32.768	105.5	2:45.216		58.65	47.878	17:52:03.978
10 -	29.854	109.6	33.100	91.4	23.569	102.2	33.223	104.8	1:59.746		80.93	2.408	17:54:03.724
11 -	29.749	111.2	32.795	93.3	22.865	103.4	31.929	106.0	1:57.338	(1)	82.59		17:56:01.062

Weather / Track : Cloudy / Damp

Oulton Park International
Circuit Length = 2.6920 miles
Start: 17:30 Flag 17:55 End: 17:57

MCRCB BULLETIN TK137

2016 MCE British Superbike Championship - Round 2

2016 HEL Performance British Motostar Championship

QUALIFYING 2 - SECTOR ANALYSIS

SECTOR 1 = FL to I1, SECTOR 2 = I1 to I2 SECTOR 3 = I2 to I3, SECTOR 4 = I3 to FL, DIFF = Difference To Personal Best Lap

P27 24 S		Shane FABER		Honda NSF - Shane Faber Racing						
IDEAL LAP TIME : 1:58.105		BEST LAP TIME : 1:58.199		DIFFERENCE : 0.094						
LAP	SECTOR 1	SECTOR 2	SECTOR 3	SECTOR 4	LAP TIME	MPH	DIFF	TIME OF DAY		
1 -	OUTLAP	101.8	39.080	86.9	25.877	92.1	35.070	103.4	17:35:34.867	
2 -	32.793	109.1	35.567	90.5	24.770	101.3	34.332	105.1	2:07.462 76.03 9.263 17:37:42.329	
3 -	31.927	109.1	35.192	90.0	24.136	100.0	33.644	105.1	2:04.899 77.59 6.700 17:39:47.228	
4 -	32.208	100.1	35.113	91.0	24.429	102.1	33.643	104.5	2:05.393 77.28 7.194 17:41:52.621	
5 -	30.888	108.7	34.442	91.0	24.004	100.9	33.115	105.0	2:02.449 79.14 4.250 17:43:55.070	
6 -	31.789	107.3	35.595	89.7	24.698	100.3	IN PIT		2:12.820 P 72.96 14.621 17:46:07.890	
7 -	OUTLAP	109.8	34.441	89.8	23.527	102.7	32.672	104.8	3:03.554 52.79 1:05.355 17:49:11.444	
8 -	30.732	107.8	33.773	91.0	23.379	101.9	32.369	105.8	2:00.253 (3) 80.59 2.054 17:51:11.697	
9 -	30.191	108.9	33.712	91.9	23.172	102.2	32.151	106.0	1:59.226 (2) 81.28 1.027 17:53:10.923	
10 -	29.831	109.4	33.403	92.3	24.128	91.3	33.358	105.6	2:00.720 80.27 2.521 17:55:11.643	
11 -	29.635	109.6	33.184	92.4	23.135	102.2	32.245	106.1	1:58.199 (1) 81.99 17:57:09.842	

P28 22 S		Tasia RODINK		Honda NSF - GA Competition						
IDEAL LAP TIME :		BEST LAP TIME : 1:59.697		DIFFERENCE :						
LAP	SECTOR 1	SECTOR 2	SECTOR 3	SECTOR 4	LAP TIME	MPH	DIFF	TIME OF DAY		
1 -									17:38:49.420	
2 -					2:04.829	77.63	5.132		17:40:54.249	
3 -					2:03.070	78.74	3.373		17:42:57.319	
4 -					2:02.501	79.11	2.804		17:44:59.820	
5 -					IN PIT				2:13.698 P 72.48 14.001 17:47:13.518	
6 -					2:57.083	54.72	57.386		17:50:10.602	
7 -					1:59.842 (2)	80.86	0.145		17:52:10.444	
8 -					2:00.857 (3)	80.18	1.160		17:54:11.301	
9 -					1:59.697 (1)	80.96			17:56:10.998	

P29 16 S		Connall COURTNEY		Honda NSF - Team ILR						
IDEAL LAP TIME : 1:59.868		BEST LAP TIME : 1:59.868		DIFFERENCE : 0.000						
LAP	SECTOR 1	SECTOR 2	SECTOR 3	SECTOR 4	LAP TIME	MPH	DIFF	TIME OF DAY		
1 -	OUTLAP	101.8	40.842	87.0	27.209	94.5	37.470	99.2	17:34:35.407	
2 -	32.860	105.6	36.541	89.0	25.979	98.3	34.037	101.8	2:09.417 74.88 9.549 17:36:44.824	
3 -	31.723	106.5	35.421	89.9	24.671	100.1	33.447	103.4	2:05.262 77.36 5.394 17:38:50.086	
4 -	31.346	105.3	35.170	90.0	24.357	97.5	33.416	103.5	2:04.289 77.97 4.421 17:40:54.375	
5 -	31.264	105.0	35.202	89.9	24.329	100.1	33.242	102.4	2:04.037 78.13 4.169 17:42:58.412	
6 -	30.320	107.0	34.617	89.7	24.086	100.0	32.758	104.5	2:01.781 (3) 79.57 1.913 17:45:00.193	
7 -	30.741	101.3	34.347	89.0	24.134	99.7	32.605	102.4	2:01.827 79.54 1.959 17:47:02.020	
8 -	30.624	103.7	33.977	89.3	23.801	99.5	32.556	102.7	2:00.958 (2) 80.12 1.090 17:49:02.978	
9 -	30.144	107.3	33.399	90.8	23.793	99.8	32.532	101.9	1:59.868 (1) 80.84 17:51:02.846	
10 -	30.257	107.2	33.611	89.5	25.003	93.7	34.958	101.0	2:03.829 78.26 3.961 17:53:06.675	
11 -	31.541	104.6	34.553	87.0	25.291	98.5	33.880	100.6	2:05.265 77.36 5.397 17:55:11.940	

P30 54		Sam BURMAN		KTM - TeamWNT / Burman Racing						
IDEAL LAP TIME : 2:00.663		BEST LAP TIME : 2:01.069		DIFFERENCE : 0.406						
LAP	SECTOR 1	SECTOR 2	SECTOR 3	SECTOR 4	LAP TIME	MPH	DIFF	TIME OF DAY		
1 -	OUTLAP	110.7	36.301	93.3	25.352	103.2	34.147	110.5	17:34:49.736	
2 -	31.866	115.1	33.939	94.7	31.021	80.8	35.992	110.0	2:12.818 72.96 11.749 17:37:02.554	
3 -	30.362	116.3	33.946	94.3	24.169	104.5	IN PIT		2:10.009 P 74.54 8.940 17:39:12.563	
4 -	OUTLAP	111.1	36.833	92.5	25.614	102.4	35.286	110.0	6:58.597 23.15 4:57.528 17:46:11.160	
5 -	31.747	114.9	34.724	94.3	24.644	104.8	34.093	109.8	2:05.208 77.40 4.139 17:48:16.368	
6 -	31.206	115.1	34.826	93.3	24.712	105.5	33.493	109.8	2:04.237 (3) 78.00 3.168 17:50:20.605	
7 -	31.293	114.3	34.964	94.3	24.641	105.5	33.621	110.3	2:04.519 77.82 3.450 17:52:25.124	
8 -	30.851	115.3	34.320	95.8	23.623	106.5	33.326	110.5	2:02.120 (2) 79.35 1.051 17:54:27.244	
9 -	30.365	116.7	33.476	95.7	24.026	106.1	33.202	110.3	2:01.069 (1) 80.04 17:56:28.313	

P31 25 S		Thomas STRUDWICK		Honda NSF - Case Moto3						
IDEAL LAP TIME : 2:01.977		BEST LAP TIME : 2:02.007		DIFFERENCE : 0.030						
LAP	SECTOR 1	SECTOR 2	SECTOR 3	SECTOR 4	LAP TIME	MPH	DIFF	TIME OF DAY		

Weather / Track : Cloudy / Damp

Oulton Park International
Circuit Length = 2.6920 miles
Start: 17:30 Flag 17:55 End: 17:57

MCRCB BULLETIN TK137

2016 MCE British Superbike Championship - Round 2

2016 HEL Performance British Motostar Championship

QUALIFYING 2 - SECTOR ANALYSIS

SECTOR 1 = FL to I1, SECTOR 2 = I1 to I2 SECTOR 3 = I2 to I3, SECTOR 4 = I3 to FL, DIFF = Difference To Personal Best Lap

1 -	OUTLAP	105.8	36.214	89.8	25.609	98.6	33.769	104.2					17:33:41.628
2 -	30.902	107.8	34.657	92.3	24.889	98.5	32.795	103.8	2:03.243	(2)	78.63	1.236	17:35:44.871
3 -	30.541	109.2	33.997	91.1	24.644	101.2	32.825	103.7	2:02.007	(1)	79.43		17:37:46.878

P32 48		Ewan POTTER				Honda -							
IDEAL LAP TIME : 2:02.180		BEST LAP TIME : 2:02.220				DIFFERENCE : 0.040							
LAP	SECTOR 1	SECTOR 2	SECTOR 3	SECTOR 4	LAP TIME	MPH	DIFF	TIME OF DAY					
1 -	OUTLAP	103.8	39.061	89.5	25.905	97.3	36.664	103.2					17:32:39.913
2 -	33.144	106.1	36.682	90.5	25.031	100.4	34.683	104.8	2:09.540		74.81	7.320	17:34:49.453
3 -	32.152	107.7	35.740	92.3	24.766	96.0	34.914	103.5	2:07.572		75.96	5.352	17:36:57.025
4 -	30.972	109.6	35.686	91.5	24.800	100.0	IN PIT		2:14.498	P	72.05	12.278	17:39:11.523
5 -	OUTLAP	105.1	36.321	89.4	24.668	101.5	34.669	104.5	2:41.653		59.95	39.433	17:41:53.176
6 -	31.939	107.0	36.392	89.8	24.552	101.2	34.305	100.7	2:07.188		76.19	4.968	17:44:00.364
7 -	33.662	108.2	36.526	90.5	25.582	99.8	35.614	101.2	2:11.384		73.76	9.164	17:46:11.748
8 -	31.588	109.2	35.991	89.7	24.370	95.8	34.068	104.8	2:06.017		76.90	3.797	17:48:17.765
9 -	30.982	108.7	34.985	91.8	24.424	102.2	33.639	104.6	2:04.030	(3)	78.13	1.810	17:50:21.795
10 -	30.826	108.9	34.983	91.5	24.344	102.9	33.960	104.6	2:04.113		78.08	1.893	17:52:25.908
11 -	30.954	108.0	34.563	92.3	24.357	101.6	33.546	104.2	2:03.420	(2)	78.52	1.200	17:54:29.328
12 -	30.251	110.0	34.176	92.3	24.207	102.2	33.586	102.9	2:02.220	(1)	79.29		17:56:31.548

P33 65		Josh OWENS				Kalex KTM - JPL Racing							
IDEAL LAP TIME : 2:04.119		BEST LAP TIME :				DIFFERENCE :							
LAP	SECTOR 1	SECTOR 2	SECTOR 3	SECTOR 4	LAP TIME	MPH	DIFF	TIME OF DAY					
1 -	OUTLAP	101.5	36.434	87.6	25.007	102.4	34.015	99.2					17:34:49.041

MCRCB BULLETIN TK138**2016 MCE British Superbike Championship - Round 2****2016 HEL Performance British Motostar Championship****QUALIFYING 2 - BEST SPEEDS**

POS	INTERMEDIATE 1		INTERMEDIATE 2		INTERMEDIATE 3		FINISH LINE		MPH			
	NO	NAME	MPH	NO	NAME	MPH	NO	NAME				
1	86	NESBITT	117.9	86	NESBITT	98.5	86	NESBITT	109.2	47	ARCHER	112.7
2	47	ARCHER	117.3	47	ARCHER	97.3	47	ARCHER	108.4	86	NESBITT	112.5
3	15	McMANUS	116.7	21	KERR	97.1	28	HINDLE	108.2	15	McMANUS	111.4
4	54	BURMAN	116.7	66	FRASER	96.9	21	KERR	108.0	28	HINDLE	111.4
5	52	BOERBOOM	116.1	52	BOERBOOM	96.6	52	BOERBOOM	107.5	52	BOERBOOM	111.4
6	21	KERR	115.3	28	HINDLE	96.2	15	McMANUS	107.3	66	FRASER	111.1
7	44	BEST	115.3	54	BURMAN	95.8	44	BEST	106.8	21	KERR	110.9
8	28	HINDLE	114.9	15	McMANUS	95.4	66	FRASER	106.8	20	MARKLUND	110.7
9	66	FRASER	114.7	20	MARKLUND	95.4	54	BURMAN	106.5	54	BURMAN	110.5
10	20	MARKLUND	113.9	44	BEST	95.4	20	MARKLUND	106.3	26	SAEZ	110.1
11	30	COOK	113.7	26	SAEZ	94.5	26	SAEZ	106.0	44	BEST	110.0
12	64	DURHAM	113.5	35	LODGE	94.2	30	COOK	105.6	35	LODGE	109.1
13	26	SAEZ	112.9	56	ATKINS	94.1	56	ATKINS	104.8	56	ATKINS	108.4
14	35	LODGE	112.7	30	COOK	93.8	12	RENDELL	104.6	30	COOK	108.2
15	62	VALK	112.4	79	STACEY	93.8	35	LODGE	104.5	62	VALK	108.2
16	69	BOOTH-AMOS	112.2	62	VALK	93.7	62	VALK	104.2	3	CLAYTON	107.5
17	56	ATKINS	112.0	64	DURHAM	93.7	69	BOOTH-AMOS	104.0	12	RENDELL	107.3
18	98	VRIES	112.0	12	RENDELL	93.5	64	DURHAM	103.7	98	VRIES	107.3
19	3	CLAYTON	111.6	7	TOMS	93.3	98	VRIES	103.7	64	DURHAM	107.2
20	12	RENDELL	111.2	98	VRIES	93.0	3	CLAYTON	103.2	7	TOMS	106.1
21	11	JONES	111.1	69	BOOTH-AMOS	92.9	48	POTTER	102.9	24	FABER	106.1
22	7	TOMS	110.9	99	CAMPBELL	92.6	7	TOMS	102.7	99	CAMPBELL	106.0
23	79	STACEY	110.7	3	CLAYTON	92.5	24	FABER	102.7	11	JONES	105.8
24	99	CAMPBELL	110.5	24	FABER	92.4	72	HORSMAN	102.6	79	STACEY	105.8
25	48	POTTER	110.0	25	STRUDWICK	92.3	79	STACEY	102.6	2	BROUWERS	105.6
26	24	FABER	109.8	48	POTTER	92.3	65	OWENS	102.4	69	BOOTH-AMOS	105.5
27	2	BROUWERS	109.4	72	HORSMAN	92.3	99	CAMPBELL	102.2	34	DELVES	105.3
28	25	STRUDWICK	109.2	11	JONES	91.8	11	JONES	101.8	72	HORSMAN	105.1
29	34	DELVES	109.2	34	DELVES	91.6	34	DELVES	101.8	48	POTTER	104.8
30	72	HORSMAN	108.5	65	OWENS	90.9	25	STRUDWICK	101.2	16	COURTNEY	104.5
31	16	COURTNEY	107.3	16	COURTNEY	90.8	2	BROUWERS	100.7	25	STRUDWICK	104.2
32	65	OWENS	107.2	2	BROUWERS	90.6	16	COURTNEY	100.1	65	OWENS	99.2

33

MCRCB BULLETIN TK139

2016 MCE British Superbike Championship - Round 2

2016 HEL Performance British Motostar Championship

QUALIFYING 2 - BEST SECTORS

SECTOR 1				SECTOR 2				SECTOR 3				SECTOR 4				IDEAL / BEST COMPARISON		
POS	NO	NAME	TIME	NO	NAME	TIME	NO	NAME	TIME	NO	NAME	TIME	NO	NAME	IDEAL	BEST	DIFF	
															PERFECT LAP		1:49.879	
1	69	BOOTH-A	27.695	12	RENDELL	30.321	12	RENDELL	21.517	86	NESBITT	30.346	1	12	RENDELL	1:50.230	1:50.230	0.000
2	52	BOERBOO	27.767	44	BEST	30.587	69	BOOTH-A	21.655	47	ARCHER	30.385	2	69	BOOTH-AMOS	1:50.648	1:51.183	0.535
3	44	BEST	27.895	69	BOOTH-A	30.607	26	SAEZ	21.793	12	RENDELL	30.387	3	44	BEST	1:50.958	1:51.115	0.157
4	12	RENDELL	28.005	52	BOERBOO	30.618	21	KERR	21.866	21	KERR	30.471	4	52	BOERBOOM	1:51.088	1:51.277	0.189
5	21	KERR	28.104	47	ARCHER	30.706	86	NESBITT	21.919	44	BEST	30.519	5	47	ARCHER	1:51.528	1:51.528	0.000
6	62	VALK	28.218	26	SAEZ	30.805	44	BEST	21.957	52	BOERBOO	30.587	6	86	NESBITT	1:51.656	1:51.867	0.211
7	47	ARCHER	28.223	86	NESBITT	31.159	52	BOERBOO	22.116	69	BOOTH-A	30.691	7	21	KERR	1:51.875	1:52.285	0.410
8	86	NESBITT	28.232	35	LODGE	31.238	30	COOK	22.159	35	LODGE	30.765	8	26	SAEZ	1:52.534	1:52.534	0.000
9	66	FRASER	28.307	3	CLAYTON	31.270	47	ARCHER	22.214	26	SAEZ	30.795	9	35	LODGE	1:52.815	1:53.138	0.323
10	64	DURHAM	28.383	64	DURHAM	31.297	64	DURHAM	22.226	62	VALK	30.886	10	62	VALK	1:53.037	1:53.044	0.007
11	35	LODGE	28.531	62	VALK	31.409	35	LODGE	22.281	98	VRIES	30.961	11	64	DURHAM	1:53.221	1:53.250	0.029
12	99	CAMPBEL	28.572	34	DELVES	31.428	79	STACEY	22.298	66	FRASER	31.035	12	66	FRASER	1:53.382	1:53.755	0.373
13	15	McMANUS	28.583	21	KERR	31.434	72	HORSMAN	22.317	30	COOK	31.092	13	30	COOK	1:53.453	1:53.659	0.206
14	30	COOK	28.629	98	VRIES	31.462	11	JONES	22.347	20	MARKLUN	31.109	14	98	VRIES	1:53.670	1:54.550	0.880
15	79	STACEY	28.636	72	HORSMAN	31.547	56	ATKINS	22.360	2	BROUWER	31.154	15	3	CLAYTON	1:53.934	1:53.942	0.008
16	11	JONES	28.700	66	FRASER	31.557	98	VRIES	22.412	34	DELVES	31.217	16	72	HORSMAN	1:54.072	1:54.376	0.304
17	2	BROUWER	28.829	30	COOK	31.573	7	TOMS	22.452	3	CLAYTON	31.307	17	34	DELVES	1:54.231	1:54.379	0.148
18	98	VRIES	28.835	79	STACEY	31.682	66	FRASER	22.483	99	CAMPBEL	31.307	18	79	STACEY	1:54.276	1:54.463	0.187
19	3	CLAYTON	28.854	2	BROUWER	31.683	3	CLAYTON	22.503	64	DURHAM	31.315	19	99	CAMPBELL	1:54.372	1:54.630	0.258
20	72	HORSMAN	28.868	7	TOMS	31.747	20	MARKLUN	22.513	72	HORSMAN	31.340	20	2	BROUWERS	1:54.542	1:56.229	1.687
21	7	TOMS	28.892	99	CAMPBEL	31.919	62	VALK	22.524	15	McMANUS	31.577	21	11	JONES	1:54.599	1:54.611	0.012
22	34	DELVES	28.984	11	JONES	31.931	15	McMANUS	22.559	11	JONES	31.621	22	20	MARKLUND	1:54.751	1:54.914	0.163
23	20	MARKLUN	29.069	20	MARKLUN	32.060	99	CAMPBEL	22.574	79	STACEY	31.660	23	7	TOMS	1:54.873	1:55.151	0.278
24	26	SAEZ	29.141	56	ATKINS	32.574	34	DELVES	22.602	56	ATKINS	31.709	24	15	McMANUS	1:55.446	1:55.446	0.000
25	28	HINDLE	29.607	28	HINDLE	32.667	28	HINDLE	22.628	7	TOMS	31.782	25	56	ATKINS	1:56.284	1:57.338	1.054
26	24	FABER	29.635	15	McMANUS	32.727	2	BROUWER	22.876	28	HINDLE	31.935	26	28	HINDLE	1:56.837	1:57.226	0.389
27	56	ATKINS	29.641	24	FABER	33.184	24	FABER	23.135	24	FABER	32.151	27	24	FABER	1:58.105	1:58.199	0.094
28	16	COURTNE	30.144	16	COURTNE	33.399	54	BURMAN	23.623	16	COURTNE	32.532	28	16	COURTNEY	1:59.868	1:59.868	0.000
29	48	POTTER	30.251	54	BURMAN	33.476	16	COURTNE	23.793	25	STRUDWI	32.795	29	54	BURMAN	2:00.663	2:01.069	0.406
30	54	BURMAN	30.362	65	OWENS	33.661	48	POTTER	24.207	54	BURMAN	33.202	30	25	STRUDWICK	2:01.977	2:02.007	0.030
31	25	STRUDWI	30.541	25	STRUDWI	33.997	25	STRUDWI	24.644	48	POTTER	33.546	31	48	POTTER	2:02.180	2:02.220	0.040
32	65	OWENS	31.436	48	POTTER	34.176	65	OWENS	25.007	65	OWENS	34.015	32	65	OWENS	2:04.119		
33													33	22	RODINK		1:59.697	

Weather / Track : Cloudy / Damp

Oulton Park International
 Circuit Length = 2.6920 miles
 Start: 17:30 Flag 17:55 End: 17:57

Results can be found at www.tsl-timing.com

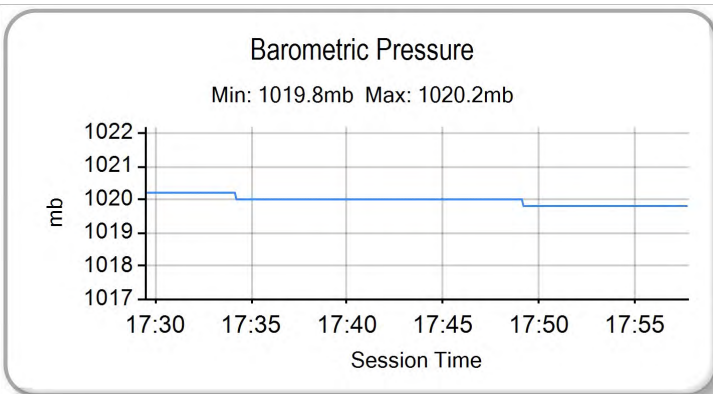
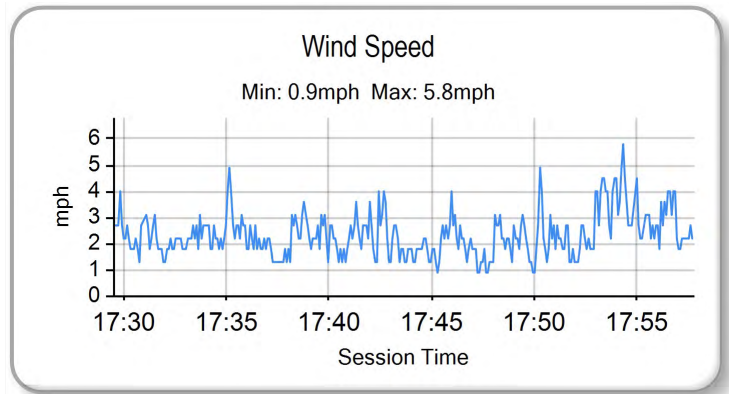
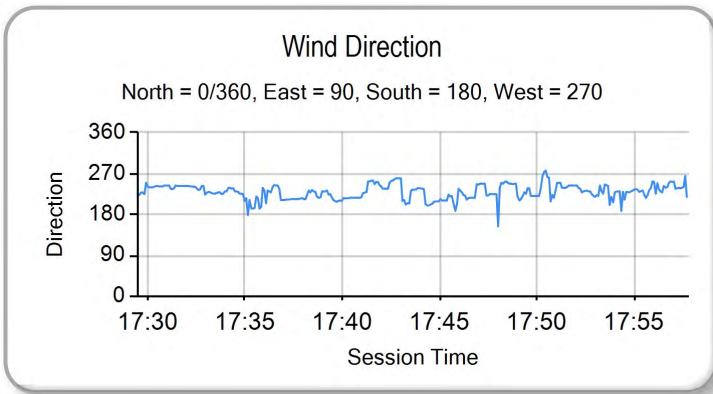
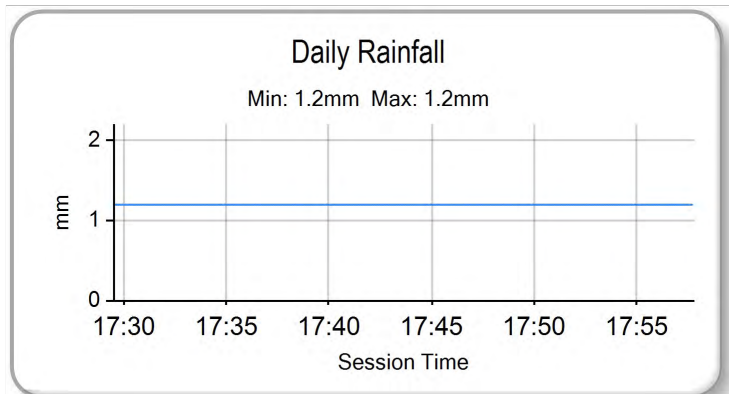
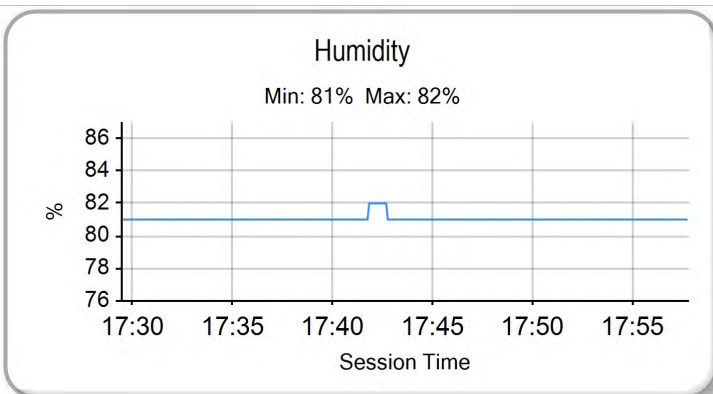
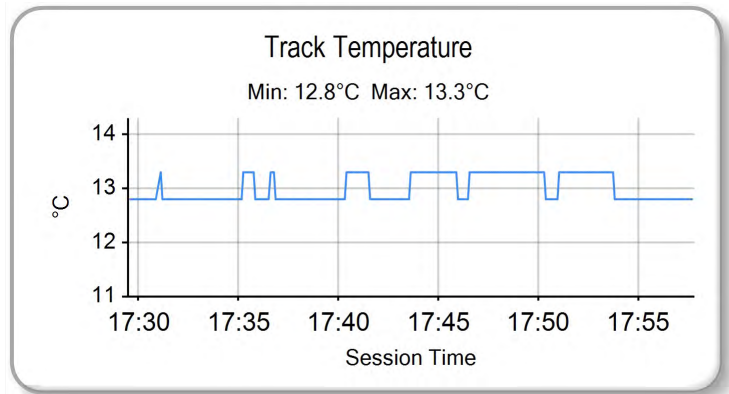
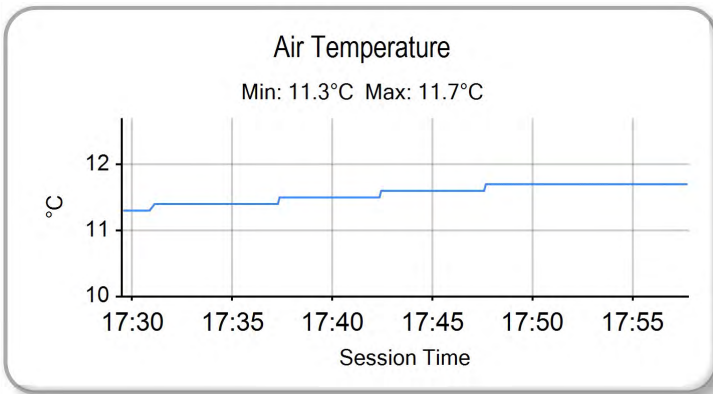
Printed - 17:59 Sunday, 01 May 2016

MCRCB BULLETIN TK140

2016 MCE British Superbike Championship - Round 2

2016 HEL Performance British Motostar Championship

QUALIFYING 2 - WEATHER CONDITIONS



Weather / Track : Cloudy / Damp

Results can be found at www.tsl-timing.com

Oulton Park International
Circuit Length = 2.6920 miles
Start: 17:30 Flag 17:55 End: 17:57

Printed - 17:59 Sunday, 01 May 2016



ROW 11	33	2:02.220	48	Ewan POTTER	32	2:01.667	25	Thomas STRUDWICK	31	2:01.069	54	Sam BURMAN
ROW 10	30	1:59.868	16	Connall COURTNEY	29	1:59.697	22	Tasia RODINK	28	1:58.215	65	Josh OWENS
ROW 9	27	1:58.199	24	Shane FABER	26	1:57.338	56	Charlie ATKINS	25	1:57.226	28	Lee HINDLE
ROW 8	24	1:56.229	2	Mike BROUWERS	23	1:55.446	15	Eugene McMANUS	22	1:55.151	7	TJ TOMS
ROW 7	21	1:54.914	20	Joel MARKLUND	20	1:54.630	99	Stephen CAMPBELL	19	1:54.611	11	Dan JONES
ROW 6	18	1:54.550	98	Tomas de VRIES	17	1:54.463	79	Storm STACEY	16	1:54.379	34	Liam DELVES
ROW 5	15	1:54.376	72	Cameron HORSMAN	14	1:53.942	3	Mark CLAYTON	13	1:53.755	66	Cameron FRASER
ROW 4	12	1:53.659	30	Max COOK	11	1:53.250	64	Asher DURHAM	10	1:53.138	35	Elliot LODGE
ROW 3	9	1:53.044	62	Vasco van der VALK	8	1:52.534	26	Dani SAEZ	7	1:52.285	21	Richard KERR
ROW 2	6	1:51.867	86	Charlie NESBITT	5	1:51.528	47	Jake ARCHER	4	1:51.277	52	Jorel BOERBOOM
ROW 1	3	1:51.183	69	Tom BOOTH-AMOS	2	1:51.115	44	Edmund BEST	1	1:50.230	12	Edward RENDELL
												Pole

Oulton Park International
Circuit Length = 2.6920 miles

These results are provisional until the conclusion of any judicial and technical matters.

Race Director :	Stewards :	Timekeeper :
-----------------	------------	--------------

Results can be found at www.britishsuperbike.com

Printed - 17:59 Sunday, 01 May 2016



MCRCB BULLETIN TK210

2016 MCE British Superbike Championship - Round 2

2016 HEL Performance British Motostar Championship

RACE 7 - CLASSIFICATION



POS	NO	CL	PIC NAME	ENTRY	LAPS	TIME	GAP	DIFF	MPH	BEST	ON
1	86		1 Charlie NESBITT	KTM - e3 motorsport / Redline KTM	14	25:19.135			89.31	1:47.508	9
2	65		2 Josh OWENS	Kalex KTM - JPL Racing	14	25:25.965	6.830	6.830	88.91	1:47.090	12
3	47		3 Jake ARCHER	KTM FTR - City Lifting / RS Racing	14	25:26.062	6.927	0.097	88.90	1:47.459	12
4	26		4 Dani SAEZ	Honda - GA Competition	14	25:46.659	27.524	20.597	87.72	1:49.361	14
5	35		5 Elliot LODGE	Honda - Essential Team Racing / SP125	14	25:46.938	27.803	0.279	87.70	1:49.102	7
6	69		6 Tom BOOTH-AMOS	Tigcraft - FAB Racing	14	25:46.966	27.831	0.028	87.70	1:49.431	8
7	62		7 Vasco van der VALK	Honda - GA Competition / vasco62.nl	14	25:47.304	28.169	0.338	87.68	1:48.980	6
8	30		8 Max COOK	Repli-Cast - Repli-Cast UK Racing	14	25:59.935	40.800	12.631	86.97	1:49.474	14
9	2		9 Mike BROUWERS	Husqvarna - Joma / Brouwersracingteam	14	26:00.600	41.465	0.665	86.93	1:49.011	14
10	15		10 Eugene McMANUS	KTM - CD / IC Racing	14	26:11.393	52.258	10.793	86.34	1:50.054	10
11	99		11 Stephen CAMPBELL	Honda - Campbell Racing	14	26:12.606	53.471	1.213	86.27	1:50.702	8
12	64	S	1 Asher DURHAM	Honda NSF - Cresswell Racing	14	26:13.335	54.200	0.729	86.23	1:50.970	10
13	72	S	2 Cameron HORSMAN	Honda NSF - FAB-Racing	14	26:13.448	54.313	0.113	86.22	1:51.205	10
14	7	S	3 TJ TOMS	Honda NSF - Wilson Racing	14	26:13.657	54.522	0.209	86.21	1:50.327	14
15	3	S	4 Mark CLAYTON	Honda NSF - SP125	14	26:13.816	54.681	0.159	86.20	1:50.985	10
16	79	S	5 Storm STACEY	Honda NSF - Repli-Cast UK Racing	14	26:15.415	56.280	1.599	86.12	1:51.027	13
17	98		12 Tomas de VRIES	Honda - DAT Racing	14	26:25.460	1:06.325	10.045	85.57	1:51.597	10
18	20		13 Joel MARKLUND	Honda - Marklund Solutions / SP125	14	26:27.872	1:08.737	2.412	85.44	1:52.093	7
19	11	S	6 Dan JONES	Honda NSF - Jones Brothers Racing	14	26:29.260	1:10.125	1.388	85.37	1:52.206	8
20	25	S	7 Thomas STRUDWICK	Honda NSF - Case Moto3	14	26:39.289	1:20.154	10.029	84.83	1:52.169	6
21	34	S	8 Liam DELVES	Honda NSF - Crucials Sauce / Banks Racing	14	26:39.491	1:20.356	0.202	84.82	1:52.604	7
22	56	S	9 Charlie ATKINS	Honda NSF - Wilson Racing	14	27:06.617	1:47.482	27.126	83.41	1:54.017	5
23	28		14 Lee HINDLE	KTM - JH Motorsport	14	27:08.325	1:49.190	1.708	83.32	1:53.356	14
24	66		15 Cameron FRASER	Kalex KTM - FPW Racing	14	27:08.473	1:49.338	0.148	83.31	1:52.559	10
25	54		16 Sam BURMAN	KTM - TeamWNT / Burman Racing	13	25:34.028	1 Lap	1 Lap	82.12	1:56.511	8
26	24	S	10 Shane FABER	Honda NSF - Shane Faber Racing	13	25:45.589	1 Lap	11.561	81.51	1:56.728	3
27	16	S	11 Connall COURTNEY	Honda NSF - Team ILR	13	26:16.193	1 Lap	30.604	79.93	1:58.915	9
28	22	S	12 Tasia RODINK	Honda NSF - GA Competition	13	26:22.433	1 Lap	6.240	79.61	1:56.581	11

NOT CLASSIFIED

DNF	44		Edmund BEST	KTM - SymCirrus Motorsport	11	19:54.858	3 Laps	2 Laps	89.21	1:47.173	11
DNF	48		Ewan POTTER	Honda -	10	20:46.891	4 Laps	1 Lap	77.72	2:00.601	8
DNF	12		Edward RENDELL	Ten Kate Honda - Banks Racing	7	12:43.624	7 Laps	3 Laps	88.83	1:47.628	7
DNF	52		Jorel BOERBOOM	Kalex KTM - FPW Racing	0						
DNF	21		Richard KERR	KTM - North West Racing	0						

FASTEST LAP

65			Josh OWENS	Kalex KTM - JPL Racing	12	1:47.090		90.49 mph		145.64 kph	
7	S		TJ TOMS	Honda NSF - Wilson Racing	14	1:50.327		87.84 mph		141.36 kph	

Oulton Park International
Circuit Length = 2.6920 miles
Start: 15:07 Flag 15:32 End: 15:34

Weather / Track : Cloudy / Dry

These results are provisional until the conclusion of any judicial and technical matters.

Race Director :	Stewards :	Timekeeper :
-----------------	------------	--------------

Results can be found at www.britishsuperbike.com

Printed - 15:35 Monday, 02 May 2016



MCRCB BULLETIN TK211

2016 MCE British Superbike Championship - Round 2

2016 HEL Performance British Motostar Championship

RACE 7 - LAP CHART

LAP 1 @ 15:09:26.175		
NO	BEHIND	LAP TIME

44		1:53.220
12	0.284	1:53.504
47	1.143	1:54.363
86	1.254	1:54.474
69	2.323	1:55.543
26	2.926	1:56.146
35	3.025	1:56.245
62	3.220	1:56.440
30	4.795	1:58.015
64	5.196	1:58.416
72	6.299	1:59.519
15	7.351	2:00.571
7	7.761	2:00.981
99	7.789	2:01.009
65	8.001	2:01.221
3	8.329	2:01.549
79	8.595	2:01.815
20	8.879	2:02.099
11	9.117	2:02.337
2	9.231	2:02.451
98	9.452	2:02.672
25	10.059	2:03.279
34	10.342	2:03.562
28	11.188	2:04.408
24	12.185	2:05.405
56	13.094	2:06.314
54	13.232	2:06.452
22	14.237	2:07.457
16	19.126	2:12.346
48	19.977	2:13.197
66	33.306	2:26.526

LAP 2 @ 15:11:14.475		
NO	BEHIND	LAP TIME

44		1:48.300
12	0.203	1:48.219
47	1.637	1:48.794
86	1.848	1:48.894
26	4.559	1:49.933
62	4.670	1:49.750
69	5.043	1:51.020
35	5.490	1:50.765
30	7.597	1:51.102
64	8.910	1:52.014
65	9.001	1:49.300
72	9.734	1:51.735
15	10.908	1:51.857
7	11.403	1:51.942
99	12.237	1:52.748
3	12.331	1:52.302
2	13.391	1:52.460
79	13.582	1:53.287
20	13.810	1:53.231
11	14.135	1:53.318
98	15.134	1:53.982
25	15.550	1:53.791
34	16.043	1:54.001
28	18.762	1:55.874
56	19.812	1:55.018
24	20.980	1:57.095
54	22.226	1:57.294
22	23.149	1:57.212

LAP 3 @ 15:13:03.055		
NO	BEHIND	LAP TIME

44		1:48.580
12	0.242	1:48.619
86	1.454	1:48.186
47	2.081	1:49.024
62	5.784	1:49.694
26	5.897	1:49.918
69	6.530	1:50.067
35	8.169	1:51.259
65	8.982	1:48.561
30	10.634	1:51.617
64	12.344	1:52.014
72	13.547	1:52.393
15	14.059	1:51.731
3	15.192	1:51.441
7	15.356	1:52.533
99	15.518	1:51.861
2	15.770	1:50.959
79	17.093	1:52.091
20	18.042	1:52.812
11	18.274	1:52.719
98	19.032	1:52.478
25	19.706	1:52.736
34	20.117	1:52.654
56	25.480	1:54.248
28	25.894	1:55.712
24	29.128	1:56.728
54	30.868	1:57.222
22	31.393	1:56.824
66	46.046	1:55.296
16	46.631	2:01.657
48	47.727	2:01.693

LAP 4 @ 15:14:51.788		
NO	BEHIND	LAP TIME

44		1:48.733
12	0.186	1:48.677
86	0.760	1:48.039
47	3.637	1:50.289
26	7.800	1:50.636
69	8.025	1:50.228
62	8.079	1:51.028
65	9.078	1:48.829
35	9.399	1:49.963
30	13.860	1:51.959
64	16.391	1:52.780
15	16.885	1:51.559
72	17.401	1:52.587
99	19.156	1:52.371
3	19.470	1:53.011
7	20.149	1:53.526
2	20.312	1:53.275
79	20.543	1:52.183
20	22.570	1:53.261
11	22.912	1:53.371
98	23.080	1:52.781
25	24.507	1:53.534
34	25.087	1:53.703
56	31.357	1:54.610

LAP 5 @ 15:16:40.221		
NO	BEHIND	LAP TIME

44		1:48.433
12	0.053	1:48.300
86	0.169	1:47.842
47	4.377	1:49.173
65	9.147	1:48.502
26	9.578	1:50.211
69	9.833	1:50.241
62	9.885	1:50.239
35	11.306	1:50.340
30	17.385	1:51.958
15	20.466	1:52.014
64	20.802	1:52.844
72	20.880	1:51.912
99	22.828	1:52.105
2	22.954	1:51.075
3	23.114	1:52.077
7	24.066	1:52.350
79	24.166	1:52.056
20	26.868	1:52.731
11	27.612	1:53.133
98	28.051	1:53.404
25	28.975	1:52.901
34	29.817	1:53.163
56	36.941	1:54.017
28	41.354	1:56.220
24	47.525	1:57.593
54	48.016	1:56.767
22	48.723	1:56.921
66	57.296	1:53.619
16	1:11.914	2:00.432
48	1:15.202	2:01.386

LAP 6 @ 15:18:28.324		
NO	BEHIND	LAP TIME

44		1:48.103
86	0.085	1:48.019
12	0.627	1:48.677
47	5.401	1:49.127
65	8.385	1:47.341
62	10.762	1:48.980
26	10.941	1:49.466
69	11.250	1:49.520
35	12.960	1:49.757
30	20.331	1:51.049
15	24.360	1:51.997
64	24.948	1:52.249
2	25.031	1:50.180
72	25.111	1:52.334
99	25.787	1:51.062
3	26.148	1:51.137
79	27.168	1:51.105
7	27.804	1:51.841
20	31.382	1:52.617
11	31.780	1:52.271

LAP 7 @ 15:20:16.219		
NO	BEHIND	LAP TIME

98	31.963	1:52.015
25	33.041	1:52.169
34	34.486	1:52.772
56	42.911	1:54.073
28	49.397	1:56.146
54	57.832	1:57.919
24	58.392	1:58.970
22	58.592	1:57.972
66	1:02.703	1:53.510
16	1:24.042	2:00.231
48	1:29.126	2:02.027

LAP 8 @ 15:22:03.811		
NO	BEHIND	LAP TIME

86		1:47.592
44	0.494	1:47.687
47	7.160	1:48.092
65	7.764	1:47.379
62	14.632	1:49.987
69	14.761	1:49.431
26	15.021	1:49.998
35	17.891	1:51.316
30	26.514	1:50.641
2	31.631	1:50.875
15	32.019	1:51.726
64	32.405	1:51.408
99	32.497	1:50.702
72	32.630	1:51.426
3	33.118	1:51.249
79	34.960	1:51.667

LAP 9 @ 15:23:51.319		
NO	BEHIND	LAP TIME

7	36.386	1:52.172
20	40.341	1:52.353
98	40.661	1:52.168
11	40.811	1:52.206
25	44.327	1:53.085
34	44.562	1:52.959
56	57.891	1:55.677
28	1:04.871	1:55.399
66	1:15.170	1:54.657
54	1:15.614	1:56.511
24	1:17.643	1:57.590
22	1:17.957	1:57.510

LAP 10 @ 15:25:38.951		
NO	BEHIND	LAP TIME

86		1:47.632
44	1.689	1:48.086
47	9.088	1:48.782
65	9.276	1:48.747
16	1 Lap	1:58.915
69	20.481	1:50.780
62	21.506	1:51.682
26	21.609	1:51.379
35	22.153	1:49.527
48	1 Lap	2:02.218
22	1 Lap	2:43.602
30	32.858	1:50.555
2	35.800	1:49.532
99	40.173	1:51.047
72	40.539	1:51.205
64	40.764	1:50.970
3	40.853	1:50.985

Weather / Track : Cloudy / Dry

Oulton Park International
Circuit Length = 2.6920 miles
Start: 15:07 Flag 15:32 End: 15:34

MCRCB BULLETIN TK211

2016 MCE British Superbike Championship - Round 2

2016 HEL Performance British Motostar Championship

RACE 7 - LAP CHART

15	41.918	1:50.054	3	49.309	1:52.040	22	1 Lap	1:57.365
79	43.401	1:51.741	79	50.422	1:51.073	98	1:06.325	1:52.992
7	44.454	1:51.367	7	50.625	1:51.137	20	1:08.737	1:52.105
98	48.862	1:51.597	98	57.799	1:52.426	11	1:10.125	1:53.167
20	51.298	1:53.273	20	1:01.006	1:52.822	25	1:20.154	1:54.000
11	51.476	1:53.305	11	1:01.217	1:52.853	34	1:20.356	1:53.985
25	56.733	1:53.791	25	1:09.134	1:54.103	56	1:47.482	1:56.818
34	57.049	1:53.876	34	1:09.349	1:54.047	28	1:49.190	1:53.356
56	1:15.685	1:56.289	56	1:32.604	1:56.552	66	1:49.338	1:53.298
28	1:21.072	1:55.986	28	1:37.234	1:55.562			
66	1:26.041	1:52.559	66	1:37.601	1:53.606			
54	1:34.051	1:57.014						
24	1:39.885	1:58.385						

LAP 13 @ 15:31:02.910

NO	BEHIND	LAP TIME
----	--------	----------

86		1:48.275
54	1 Lap	1:57.053
65	7.875	1:48.088
47	8.050	1:47.679
24	1 Lap	2:00.224
69	27.227	1:50.153
26	27.343	1:49.992
35	27.447	1:49.697
62	27.794	1:50.175
30	40.506	1:50.543
2	41.634	1:50.078
16	1 Lap	1:59.693
15	50.862	1:51.471
99	50.905	1:51.132
64	52.237	1:51.743
72	52.262	1:51.645
3	52.808	1:51.774
79	53.174	1:51.027
7	53.375	1:51.025
22	1 Lap	1:57.854
98	1:02.513	1:52.989
20	1:05.812	1:53.081
11	1:06.138	1:53.196
25	1:15.334	1:54.475
34	1:15.551	1:54.477
56	1:39.844	1:55.515
28	1:45.014	1:56.055
66	1:45.220	1:55.894

LAP 14 @ 15:32:52.090

NO	BEHIND	LAP TIME
----	--------	----------

86		1:49.180
65	6.830	1:48.135
47	6.927	1:48.057
54	1 Lap	2:00.242
24	1 Lap	1:59.829
26	27.524	1:49.361
35	27.803	1:49.536
69	27.831	1:49.784
62	28.169	1:49.555
30	40.800	1:49.474
2	41.465	1:49.011
15	52.258	1:50.576
99	53.471	1:51.746
64	54.200	1:51.143
72	54.313	1:51.231
7	54.522	1:50.327
3	54.681	1:51.053
79	56.280	1:52.286
16	1 Lap	1:59.135

LAP 11 @ 15:27:26.493

NO	BEHIND	LAP TIME
----	--------	----------

86		1:47.542
44	1.320	1:47.173
65	9.114	1:47.380
47	9.329	1:47.783
69	23.067	1:50.128
16	1 Lap	1:59.530
26	23.567	1:49.500
62	23.810	1:49.846
35	24.093	1:49.482
30	35.922	1:50.606
22	1 Lap	1:58.218
2	38.133	1:49.875
99	44.734	1:52.103
72	44.786	1:51.789
64	44.941	1:51.719
15	45.016	1:50.640
3	45.411	1:52.100
79	47.491	1:51.632
7	47.630	1:50.718
48	1 Lap	2:17.139 P
98	53.515	1:52.195
20	56.326	1:52.570
11	56.506	1:52.572
25	1:03.173	1:53.982
34	1:03.444	1:53.937
56	1:24.194	1:56.051
28	1:29.814	1:56.284
66	1:32.137	1:53.638
54	1:43.195	1:56.686

LAP 12 @ 15:29:14.635

NO	BEHIND	LAP TIME
----	--------	----------

86		1:48.142
24	1 Lap	1:59.655
65	8.062	1:47.090
47	8.646	1:47.459
69	25.349	1:50.424
26	25.626	1:50.201
62	25.894	1:50.226
35	26.025	1:50.074
16	1 Lap	2:00.343
30	38.238	1:50.458
2	39.831	1:49.840
22	1 Lap	1:56.581
15	47.666	1:50.792
99	48.048	1:51.456
64	48.769	1:51.970
72	48.892	1:52.248

Weather / Track : Cloudy / Dry

Oulton Park International
Circuit Length = 2.6920 miles
Start: 15:07 Flag 15:32 End: 15:34

MCRCB BULLETIN TK212

2016 MCE British Superbike Championship - Round 2

2016 HEL Performance British Motostar Championship

RACE 7 - POSITION CHART

No	Name	Lap														
		Pos	1	2	3	4	5	6	7	8	9	10	11	12	13	14
12	RENDELL	1	44	44	44	44	44	44	86	86	86	86	86	86	86	86
44	BEST	2	12	12	12	12	12	86	12	44	44	44	44	65	65	65
69	BOOTH-AMOS	3	47	47	86	86	86	12	44	47	47	47	65	47	47	47
52	BOERBOOM	4	86	86	47	47	47	47	47	65	65	65	47	69	69	26
47	ARCHER	5	69	26	62	26	65	65	65	62	69	69	69	26	26	35
86	NESBITT	6	26	62	26	69	26	62	62	69	62	62	26	62	35	69
21	KERR	7	35	69	69	62	69	26	26	26	26	26	62	35	62	62
26	SAEZ	8	62	35	35	65	62	69	69	35	35	35	35	30	30	30
62	VALK	9	30	30	65	35	35	35	35	30	30	30	30	2	2	2
35	LODGE	10	64	64	30	30	30	30	30	2	2	2	2	15	15	15
64	DURHAM	11	72	65	64	64	15	15	15	15	99	99	99	99	99	99
30	COOK	12	15	72	72	15	64	64	2	64	72	72	72	64	64	64
66	FRASER	13	7	15	15	72	72	2	64	99	64	64	64	72	72	72
3	CLAYTON	14	99	7	3	99	99	72	72	72	3	3	15	3	3	7
72	HORSMAN	15	65	99	7	3	2	99	99	3	79	15	3	79	79	3
34	DELVES	16	3	3	99	7	3	3	3	79	15	79	79	7	7	79
79	STACEY	17	79	2	2	2	7	79	79	7	7	7	7	98	98	98
98	VRIES	18	20	79	79	79	79	7	7	20	98	98	98	20	20	20
11	JONES	19	11	20	20	20	20	20	20	98	20	20	20	11	11	11
99	CAMPBELL	20	2	11	11	11	11	11	98	11	11	11	11	25	25	25
20	MARKLUND	21	98	98	98	98	98	98	11	25	25	25	25	34	34	34
7	TOMS	22	25	25	25	25	25	25	25	34	34	34	34	56	56	56
15	McMANUS	23	34	34	34	34	34	34	34	56	56	56	56	28	28	28
2	BROUWERS	24	28	28	56	56	56	56	56	28	28	28	28	66	66	66
28	HINDLE	25	24	56	28	28	28	28	28	66	66	66	66	54	54	54
56	ATKINS	26	56	24	24	24	24	54	54	54	54	54	54	24	24	24
24	FABER	27	54	54	54	54	54	24	24	24	24	24	24	16	16	16
65	OWENS	28	22	22	22	22	22	22	22	22	16	16	16	22	22	22
22	RODINK	29	16	16	66	66	66	66	66	16	48	22	22			
16	COURTNEY	30	48	48	16	16	16	16	16	48	22	48				
54	BURMAN	31	66	66	48	48	48	48	48							
25	STRUDWICK	32														
48	POTTER	33														

Weather / Track : Cloudy / Dry

Oulton Park International
 Circuit Length = 2.6920 miles
 Start: 15:07 Flag 15:32 End: 15:34

Results can be found at www.tsl-timing.com

Printed - 15:36 Monday, 02 May 2016

MCRCB BULLETIN TK213

2016 MCE British Superbike Championship - Round 2

2016 HEL Performance British Motostar Championship

RACE 7 - LAP ANALYSIS

DIFF = Difference To Personal Best Lap

P1 86 Charlie NESBITT				
LAP	LAP TIME	DIFF	MPH	TIME OF DAY
1 -	1:54.474	6.966	84.65	15:09:27.429
2 -	1:48.894	1.386	88.99	15:11:16.323
3 -	1:48.186	0.678	89.58	15:13:04.509
4 -	1:48.039	0.531	89.70	15:14:52.548
5 -	1:47.842	0.334	89.86	15:16:40.390
6 -	1:48.019	0.511	89.71	15:18:28.409
7 -	1:47.810	0.302	89.89	15:20:16.219
8 -	1:47.592 (3)	0.084	90.07	15:22:03.811
9 -	1:47.508 (1)		90.14	15:23:51.319
10 -	1:47.632	0.124	90.04	15:25:38.951
11 -	1:47.542 (2)	0.034	90.11	15:27:26.493
12 -	1:48.142	0.634	89.61	15:29:14.635
13 -	1:48.275	0.767	89.50	15:31:02.910
14 -	1:49.180	1.672	88.76	15:32:52.090

P2 65 Josh OWENS				
LAP	LAP TIME	DIFF	MPH	TIME OF DAY
1 -	2:01.221	14.131	79.94	15:09:34.176
2 -	1:49.300	2.210	88.66	15:11:23.476
3 -	1:48.561	1.471	89.27	15:13:12.037
4 -	1:48.829	1.739	89.05	15:15:00.866
5 -	1:48.502	1.412	89.31	15:16:49.368
6 -	1:47.341 (2)	0.251	90.28	15:18:36.709
7 -	1:47.487	0.397	90.16	15:20:24.196
8 -	1:47.379 (3)	0.289	90.25	15:22:11.575
9 -	1:47.905	0.815	89.81	15:23:59.480
10 -	1:48.747	1.657	89.11	15:25:48.227
11 -	1:47.380	0.290	90.25	15:27:35.607
12 -	1:47.090 (1)		90.49	15:29:22.697
13 -	1:48.088	0.998	89.66	15:31:10.785
14 -	1:48.135	1.045	89.62	15:32:58.920

P3 47 Jake ARCHER				
LAP	LAP TIME	DIFF	MPH	TIME OF DAY
1 -	1:54.363	6.904	84.74	15:09:27.318
2 -	1:48.794	1.335	89.07	15:11:16.112
3 -	1:49.024	1.565	88.89	15:13:05.136
4 -	1:50.289	2.830	87.87	15:14:55.425
5 -	1:49.173	1.714	88.77	15:16:44.598
6 -	1:49.127	1.668	88.80	15:18:33.725
7 -	1:49.154	1.695	88.78	15:20:22.879
8 -	1:48.092	0.633	89.65	15:22:10.971
9 -	1:48.286	0.827	89.49	15:23:59.257
10 -	1:48.782	1.323	89.08	15:25:48.039
11 -	1:47.783 (3)	0.324	89.91	15:27:35.822
12 -	1:47.459 (1)		90.18	15:29:23.281
13 -	1:47.679 (2)	0.220	90.00	15:31:10.960
14 -	1:48.057	0.598	89.68	15:32:59.017

P4 26 Dani SAEZ				
LAP	LAP TIME	DIFF	MPH	TIME OF DAY
1 -	1:56.146	6.785	83.44	15:09:29.101
2 -	1:49.933	0.572	88.15	15:11:19.034
3 -	1:49.918	0.557	88.16	15:13:08.952
4 -	1:50.636	1.275	87.59	15:14:59.588
5 -	1:50.211	0.850	87.93	15:16:49.799
6 -	1:49.466 (2)	0.105	88.53	15:18:39.265
7 -	1:49.569	0.208	88.44	15:20:28.834
8 -	1:49.998	0.637	88.10	15:22:18.832

DIFF = Difference To Personal Best Lap

9 -	1:50.349	0.988	87.82	15:24:09.181
10 -	1:51.379	2.018	87.01	15:26:00.560
11 -	1:49.500 (3)	0.139	88.50	15:27:50.060
12 -	1:50.201	0.840	87.94	15:29:40.261
13 -	1:49.992	0.631	88.10	15:31:30.253
14 -	1:49.361 (1)		88.61	15:33:19.614

P5 35 Elliot LODGE				
LAP	LAP TIME	DIFF	MPH	TIME OF DAY
1 -	1:56.245	7.143	83.36	15:09:29.200
2 -	1:50.765	1.663	87.49	15:11:19.965
3 -	1:51.259	2.157	87.10	15:13:11.224
4 -	1:49.963	0.861	88.13	15:15:01.187
5 -	1:50.340	1.238	87.83	15:16:51.527
6 -	1:49.757	0.655	88.29	15:18:41.284
7 -	1:49.102 (1)		88.82	15:20:30.386
8 -	1:51.316	2.214	87.06	15:22:21.702
9 -	1:49.875	0.773	88.20	15:24:11.577
10 -	1:49.527 (3)	0.425	88.48	15:26:01.104
11 -	1:49.482 (2)	0.380	88.51	15:27:50.586
12 -	1:50.074	0.972	88.04	15:29:40.660
13 -	1:49.697	0.595	88.34	15:31:30.357
14 -	1:49.536	0.434	88.47	15:33:19.893

P6 69 Tom BOOTH-AMOS				
LAP	LAP TIME	DIFF	MPH	TIME OF DAY
1 -	1:55.543	6.112	83.87	15:09:28.498
2 -	1:51.020	1.589	87.29	15:11:19.518
3 -	1:50.067	0.636	88.04	15:13:09.585
4 -	1:50.228	0.797	87.92	15:14:59.813
5 -	1:50.241	0.810	87.91	15:16:50.054
6 -	1:49.520 (2)	0.089	88.48	15:18:39.574
7 -	1:49.567 (3)	0.136	88.45	15:20:29.141
8 -	1:49.431 (1)		88.56	15:22:18.572
9 -	1:50.080	0.649	88.03	15:24:08.652
10 -	1:50.780	1.349	87.48	15:25:59.432
11 -	1:50.128	0.697	88.00	15:27:49.560
12 -	1:50.424	0.993	87.76	15:29:39.984
13 -	1:50.153	0.722	87.98	15:31:30.137
14 -	1:49.784	0.353	88.27	15:33:19.921

P7 62 Vasco van der VALK				
LAP	LAP TIME	DIFF	MPH	TIME OF DAY
1 -	1:56.440	7.460	83.22	15:09:29.395
2 -	1:49.750	0.770	88.30	15:11:19.145
3 -	1:49.694	0.714	88.34	15:13:08.839
4 -	1:51.028	2.048	87.28	15:14:59.867
5 -	1:50.239	1.259	87.91	15:16:50.106
6 -	1:48.980 (1)		88.92	15:18:39.086
7 -	1:49.370 (2)	0.390	88.61	15:20:28.456
8 -	1:49.987	1.007	88.11	15:22:18.443
9 -	1:50.332	1.352	87.83	15:24:08.775
10 -	1:51.682	2.702	86.77	15:26:00.457
11 -	1:49.846	0.866	88.22	15:27:50.303
12 -	1:50.226	1.246	87.92	15:29:40.529
13 -	1:50.175	1.195	87.96	15:31:30.704
14 -	1:49.555 (3)	0.575	88.46	15:33:20.259

P8 30 Max COOK				
LAP	LAP TIME	DIFF	MPH	TIME OF DAY
1 -	1:58.015	8.541	82.11	15:09:30.970

Weather / Track : Cloudy / Dry

Oulton Park International
Circuit Length = 2.6920 miles
Start: 15:07 Flag 15:32 End: 15:34

MCRCB BULLETIN TK213

2016 MCE British Superbike Championship - Round 2

2016 HEL Performance British Motostar Championship

RACE 7 - LAP ANALYSIS

DIFF = Difference To Personal Best Lap

2 -	1:51.102	1.628	87.22	15:11:22.072
3 -	1:51.617	2.143	86.82	15:13:13.689
4 -	1:51.959	2.485	86.56	15:15:05.648
5 -	1:51.958	2.484	86.56	15:16:57.606
6 -	1:51.049	1.575	87.27	15:18:48.655
7 -	1:51.029	1.555	87.28	15:20:39.684
8 -	1:50.641	1.167	87.59	15:22:30.325
9 -	1:50.929	1.455	87.36	15:24:21.254
10 -	1:50.555	1.081	87.66	15:26:11.809
11 -	1:50.606	1.132	87.62	15:28:02.415
12 -	1:50.458 (2)	0.984	87.73	15:29:52.873
13 -	1:50.543 (3)	1.069	87.66	15:31:43.416
14 -	1:49.474 (1)		88.52	15:33:32.890

P9 2 Mike BROUWERS

LAP	LAP TIME	DIFF	MPH	TIME OF DAY
1 -	2:02.451	13.440	79.14	15:09:35.406
2 -	1:52.460	3.449	86.17	15:11:27.866
3 -	1:50.959	1.948	87.34	15:13:18.825
4 -	1:53.275	4.264	85.55	15:15:12.100
5 -	1:51.075	2.064	87.25	15:17:03.175
6 -	1:50.180	1.169	87.95	15:18:53.355
7 -	1:51.212	2.201	87.14	15:20:44.567
8 -	1:50.875	1.864	87.40	15:22:35.442
9 -	1:49.777 (3)	0.766	88.28	15:24:25.219
10 -	1:49.532 (2)	0.521	88.47	15:26:14.751
11 -	1:49.875	0.864	88.20	15:28:04.626
12 -	1:49.840	0.829	88.23	15:29:54.466
13 -	1:50.078	1.067	88.04	15:31:44.544
14 -	1:49.011 (1)		88.90	15:33:33.555

P10 15 Eugene McMANUS

LAP	LAP TIME	DIFF	MPH	TIME OF DAY
1 -	2:00.571	10.517	80.37	15:09:33.526
2 -	1:51.857	1.803	86.64	15:11:25.383
3 -	1:51.731	1.677	86.73	15:13:17.114
4 -	1:51.559	1.505	86.87	15:15:08.673
5 -	1:52.014	1.960	86.51	15:17:00.687
6 -	1:51.997	1.943	86.53	15:18:52.684
7 -	1:51.420	1.366	86.97	15:20:44.104
8 -	1:51.726	1.672	86.74	15:22:35.830
9 -	1:54.985	4.931	84.28	15:24:30.815
10 -	1:50.054 (1)		88.05	15:26:20.869
11 -	1:50.640 (3)	0.586	87.59	15:28:11.509
12 -	1:50.792	0.738	87.47	15:30:02.301
13 -	1:51.471	1.417	86.94	15:31:53.772
14 -	1:50.576 (2)	0.522	87.64	15:33:44.348

P11 99 Stephen CAMPBELL

LAP	LAP TIME	DIFF	MPH	TIME OF DAY
1 -	2:01.009	10.307	80.08	15:09:33.964
2 -	1:52.748	2.046	85.95	15:11:26.712
3 -	1:51.861	1.159	86.63	15:13:18.573
4 -	1:52.371	1.669	86.24	15:15:10.944
5 -	1:52.105	1.403	86.44	15:17:03.049
6 -	1:51.062 (3)	0.360	87.26	15:18:54.111
7 -	1:51.495	0.793	86.92	15:20:45.606
8 -	1:50.702 (1)		87.54	15:22:36.308
9 -	1:51.769	1.067	86.70	15:24:28.077
10 -	1:51.047 (2)	0.345	87.27	15:26:19.124
11 -	1:52.103	1.401	86.44	15:28:11.227
12 -	1:51.456	0.754	86.95	15:30:02.683

DIFF = Difference To Personal Best Lap

13 -	1:51.132	0.430	87.20	15:31:53.815
14 -	1:51.746	1.044	86.72	15:33:45.561

P12 64 Asher DURHAM

LAP	LAP TIME	DIFF	MPH	TIME OF DAY
1 -	1:58.416	7.446	81.84	15:09:31.371
2 -	1:52.014	1.044	86.51	15:11:23.385
3 -	1:52.014	1.044	86.51	15:13:15.399
4 -	1:52.780	1.810	85.93	15:15:08.179
5 -	1:52.844	1.874	85.88	15:17:01.023
6 -	1:52.249	1.279	86.33	15:18:53.272
7 -	1:51.536	0.566	86.88	15:20:44.808
8 -	1:51.408 (3)	0.438	86.98	15:22:36.216
9 -	1:52.529	1.559	86.12	15:24:28.745
10 -	1:50.970 (1)		87.33	15:26:19.715
11 -	1:51.719	0.749	86.74	15:28:11.434
12 -	1:51.970	1.000	86.55	15:30:03.404
13 -	1:51.743	0.773	86.72	15:31:55.147
14 -	1:51.143 (2)	0.173	87.19	15:33:46.290

P13 72 Cameron HORSMAN

LAP	LAP TIME	DIFF	MPH	TIME OF DAY
1 -	1:59.519	8.314	81.08	15:09:32.474
2 -	1:51.735	0.530	86.73	15:11:24.209
3 -	1:52.393	1.188	86.22	15:13:16.602
4 -	1:52.587	1.382	86.07	15:15:09.189
5 -	1:51.912	0.707	86.59	15:17:01.101
6 -	1:52.334	1.129	86.27	15:18:53.435
7 -	1:51.580	0.375	86.85	15:20:45.015
8 -	1:51.426 (3)	0.221	86.97	15:22:36.441
9 -	1:51.844	0.639	86.65	15:24:28.285
10 -	1:51.205 (1)		87.14	15:26:19.490
11 -	1:51.789	0.584	86.69	15:28:11.279
12 -	1:52.248	1.043	86.33	15:30:03.527
13 -	1:51.645	0.440	86.80	15:31:55.172
14 -	1:51.231 (2)	0.026	87.12	15:33:46.403

P14 7 TJ TOMS

LAP	LAP TIME	DIFF	MPH	TIME OF DAY
1 -	2:00.981	10.654	80.10	15:09:33.936
2 -	1:51.942	1.615	86.57	15:11:25.878
3 -	1:52.533	2.206	86.11	15:13:18.411
4 -	1:53.526	3.199	85.36	15:15:11.937
5 -	1:52.350	2.023	86.25	15:17:04.287
6 -	1:51.841	1.514	86.65	15:18:56.128
7 -	1:51.897	1.570	86.60	15:20:48.025
8 -	1:52.172	1.845	86.39	15:22:40.197
9 -	1:51.841	1.514	86.65	15:24:32.038
10 -	1:51.367	1.040	87.02	15:26:23.405
11 -	1:50.718 (2)	0.391	87.53	15:28:14.123
12 -	1:51.137	0.810	87.20	15:30:05.260
13 -	1:51.025 (3)	0.698	87.28	15:31:56.285
14 -	1:50.327 (1)		87.84	15:33:46.612

P15 3 Mark CLAYTON

LAP	LAP TIME	DIFF	MPH	TIME OF DAY
1 -	2:01.549	10.564	79.73	15:09:34.504
2 -	1:52.302	1.317	86.29	15:11:26.806
3 -	1:51.441	0.456	86.96	15:13:18.247
4 -	1:53.011	2.026	85.75	15:15:11.258
5 -	1:52.077	1.092	86.47	15:17:03.335

Weather / Track : Cloudy / Dry

Oulton Park International
Circuit Length = 2.6920 miles
Start: 15:07 Flag 15:32 End: 15:34

MCRCB BULLETIN TK213

2016 MCE British Superbike Championship - Round 2

2016 HEL Performance British Motostar Championship

RACE 7 - LAP ANALYSIS

DIFF = Difference To Personal Best Lap

6 -	1:51.137 (3)	0.152	87.20	15:18:54.472
7 -	1:51.208	0.223	87.14	15:20:45.680
8 -	1:51.249	0.264	87.11	15:22:36.929
9 -	1:51.890	0.905	86.61	15:24:28.819
10 -	1:50.985 (1)		87.32	15:26:19.804
11 -	1:52.100	1.115	86.45	15:28:11.904
12 -	1:52.040	1.055	86.49	15:30:03.944
13 -	1:51.774	0.789	86.70	15:31:55.718
14 -	1:51.053 (2)	0.068	87.26	15:33:46.771

P16 79 Storm STACEY

LAP	LAP TIME	DIFF	MPH	TIME OF DAY
1 -	2:01.815	10.788	79.55	15:09:34.770
2 -	1:53.287	2.260	85.54	15:11:28.057
3 -	1:52.091	1.064	86.45	15:13:20.148
4 -	1:52.183	1.156	86.38	15:15:12.331
5 -	1:52.056	1.029	86.48	15:17:04.387
6 -	1:51.105 (3)	0.078	87.22	15:18:55.492
7 -	1:51.612	0.585	86.83	15:20:47.104
8 -	1:51.667	0.640	86.78	15:22:38.771
9 -	1:51.840	0.813	86.65	15:24:30.611
10 -	1:51.741	0.714	86.73	15:26:22.352
11 -	1:51.632	0.605	86.81	15:28:13.984
12 -	1:51.073 (2)	0.046	87.25	15:30:05.057
13 -	1:51.027 (1)		87.28	15:31:56.084
14 -	1:52.286	1.259	86.30	15:33:48.370

P17 98 Tomas de VRIES

LAP	LAP TIME	DIFF	MPH	TIME OF DAY
1 -	2:02.672	11.075	79.00	15:09:35.627
2 -	1:53.982	2.385	85.02	15:11:29.609
3 -	1:52.478	0.881	86.16	15:13:22.087
4 -	1:52.781	1.184	85.93	15:15:14.868
5 -	1:53.404	1.807	85.45	15:17:08.272
6 -	1:52.015 (3)	0.418	86.51	15:19:00.287
7 -	1:52.017	0.420	86.51	15:20:52.304
8 -	1:52.168	0.571	86.39	15:22:44.472
9 -	1:51.744 (2)	0.147	86.72	15:24:36.216
10 -	1:51.597 (1)		86.84	15:26:27.813
11 -	1:52.195	0.598	86.37	15:28:20.008
12 -	1:52.426	0.829	86.20	15:30:12.434
13 -	1:52.989	1.392	85.77	15:32:05.423
14 -	1:52.992	1.395	85.76	15:33:58.415

P18 20 Joel MARKLUND

LAP	LAP TIME	DIFF	MPH	TIME OF DAY
1 -	2:02.099	10.006	79.37	15:09:35.054
2 -	1:53.231	1.138	85.58	15:11:28.285
3 -	1:52.812	0.719	85.90	15:13:21.097
4 -	1:53.261	1.168	85.56	15:15:14.358
5 -	1:52.731	0.638	85.96	15:17:07.089
6 -	1:52.617	0.524	86.05	15:18:59.706
7 -	1:52.093 (1)		86.45	15:20:51.799
8 -	1:52.353 (3)	0.260	86.25	15:22:44.152
9 -	1:52.824	0.731	85.89	15:24:36.976
10 -	1:53.273	1.180	85.55	15:26:30.249
11 -	1:52.570	0.477	86.09	15:28:22.819
12 -	1:52.822	0.729	85.89	15:30:15.641
13 -	1:53.081	0.988	85.70	15:32:08.722
14 -	1:52.105 (2)	0.012	86.44	15:34:00.827

DIFF = Difference To Personal Best Lap

P19 11 Dan JONES				
LAP	LAP TIME	DIFF	MPH	TIME OF DAY
1 -	2:02.337	10.131	79.21	15:09:35.292
2 -	1:53.318	1.112	85.52	15:11:28.610
3 -	1:52.719	0.513	85.97	15:13:21.329
4 -	1:53.371	1.165	85.48	15:15:14.700
5 -	1:53.133	0.927	85.66	15:17:07.833
6 -	1:52.271 (2)	0.065	86.32	15:19:00.104
7 -	1:52.312 (3)	0.106	86.28	15:20:52.416
8 -	1:52.206 (1)		86.37	15:22:44.622
9 -	1:52.500	0.294	86.14	15:24:37.122
10 -	1:53.305	1.099	85.53	15:26:30.427
11 -	1:52.572	0.366	86.08	15:28:22.999
12 -	1:52.853	0.647	85.87	15:30:15.852
13 -	1:53.196	0.990	85.61	15:32:09.048
14 -	1:53.167	0.961	85.63	15:34:02.215

P20 25 Thomas STRUDWICK

LAP	LAP TIME	DIFF	MPH	TIME OF DAY
1 -	2:03.279	11.110	78.61	15:09:36.234
2 -	1:53.791	1.622	85.16	15:11:30.025
3 -	1:52.736 (2)	0.567	85.96	15:13:22.761
4 -	1:53.534	1.365	85.36	15:15:16.295
5 -	1:52.901 (3)	0.732	85.83	15:17:09.196
6 -	1:52.169 (1)		86.39	15:19:01.365
7 -	1:53.688	1.519	85.24	15:20:55.053
8 -	1:53.085	0.916	85.69	15:22:48.138
9 -	1:53.755	1.586	85.19	15:24:41.893
10 -	1:53.791	1.622	85.16	15:26:35.684
11 -	1:53.982	1.813	85.02	15:28:29.666
12 -	1:54.103	1.934	84.93	15:30:23.769
13 -	1:54.475	2.306	84.65	15:32:18.244
14 -	1:54.000	1.831	85.01	15:34:12.244

P21 34 Liam DELVES

LAP	LAP TIME	DIFF	MPH	TIME OF DAY
1 -	2:03.562	10.958	78.43	15:09:36.517
2 -	1:54.001	1.397	85.01	15:11:30.518
3 -	1:52.654 (2)	0.050	86.02	15:13:23.172
4 -	1:53.703	1.099	85.23	15:15:16.875
5 -	1:53.163	0.559	85.64	15:17:10.038
6 -	1:52.772 (3)	0.168	85.93	15:19:02.810
7 -	1:52.604 (1)		86.06	15:20:55.414
8 -	1:52.959	0.355	85.79	15:22:48.373
9 -	1:53.751	1.147	85.19	15:24:42.124
10 -	1:53.876	1.272	85.10	15:26:36.000
11 -	1:53.937	1.333	85.05	15:28:29.937
12 -	1:54.047	1.443	84.97	15:30:23.984
13 -	1:54.477	1.873	84.65	15:32:18.461
14 -	1:53.985	1.381	85.02	15:34:12.446

P22 56 Charlie ATKINS

LAP	LAP TIME	DIFF	MPH	TIME OF DAY
1 -	2:06.314	12.297	76.72	15:09:39.269
2 -	1:55.018	1.001	84.25	15:11:34.287
3 -	1:54.248 (3)	0.231	84.82	15:13:28.535
4 -	1:54.610	0.593	84.55	15:15:23.145
5 -	1:54.017 (1)		84.99	15:17:17.162
6 -	1:54.073 (2)	0.056	84.95	15:19:11.235
7 -	1:54.790	0.773	84.42	15:21:06.025
8 -	1:55.677	1.660	83.77	15:23:01.702

Oulton Park International
 Circuit Length = 2.6920 miles
 Start: 15:07 Flag 15:32 End: 15:34

Weather / Track : Cloudy / Dry

MCRCB BULLETIN TK213

2016 MCE British Superbike Championship - Round 2

2016 HEL Performance British Motostar Championship

RACE 7 - LAP ANALYSIS

DIFF = Difference To Personal Best Lap

9 -	1:56.645	2.628	83.08	15:24:58.347
10 -	1:56.289	2.272	83.33	15:26:54.636
11 -	1:56.051	2.034	83.50	15:28:50.687
12 -	1:56.552	2.535	83.15	15:30:47.239
13 -	1:55.515	1.498	83.89	15:32:42.754
14 -	1:56.818	2.801	82.96	15:34:39.572

P23 28 Lee HINDLE

LAP	LAP TIME	DIFF	MPH	TIME OF DAY
1 -	2:04.408	11.052	77.89	15:09:37.363
2 -	1:55.874	2.518	83.63	15:11:33.237
3 -	1:55.712	2.356	83.75	15:13:28.949
4 -	1:56.406	3.050	83.25	15:15:25.355
5 -	1:56.220	2.864	83.38	15:17:21.575
6 -	1:56.146	2.790	83.44	15:19:17.721
7 -	1:55.562	2.206	83.86	15:21:13.283
8 -	1:55.399 (3)	2.043	83.98	15:23:08.682
9 -	1:55.355 (2)	1.999	84.01	15:25:04.037
10 -	1:55.986	2.630	83.55	15:27:00.023
11 -	1:56.284	2.928	83.34	15:28:56.307
12 -	1:55.562	2.206	83.86	15:30:51.869
13 -	1:56.055	2.699	83.50	15:32:47.924
14 -	1:53.356 (1)		85.49	15:34:41.280

P24 66 Cameron FRASER

LAP	LAP TIME	DIFF	MPH	TIME OF DAY
1 -	2:26.526	33.967	66.14	15:09:59.481
2 -	1:54.324	1.765	84.77	15:11:53.805
3 -	1:55.296	2.737	84.05	15:13:49.101
4 -	1:54.797	2.238	84.42	15:15:43.898
5 -	1:53.619	1.060	85.29	15:17:37.517
6 -	1:53.510	0.951	85.37	15:19:31.027
7 -	1:53.297 (2)	0.738	85.53	15:21:24.324
8 -	1:54.657	2.098	84.52	15:23:18.981
9 -	1:53.452	0.893	85.42	15:25:12.433
10 -	1:52.559 (1)		86.09	15:27:04.992
11 -	1:53.638	1.079	85.28	15:28:58.630
12 -	1:53.606	1.047	85.30	15:30:52.236
13 -	1:55.894	3.335	83.62	15:32:48.130
14 -	1:53.298 (3)	0.739	85.53	15:34:41.428

P25 54 Sam BURMAN

LAP	LAP TIME	DIFF	MPH	TIME OF DAY
1 -	2:06.452	9.941	76.63	15:09:39.407
2 -	1:57.294	0.783	82.62	15:11:36.701
3 -	1:57.222	0.711	82.67	15:13:33.923
4 -	1:57.547	1.036	82.44	15:15:31.470
5 -	1:56.767	0.256	82.99	15:17:28.237
6 -	1:57.919	1.408	82.18	15:19:26.156
7 -	1:56.758	0.247	83.00	15:21:22.914
8 -	1:56.511 (1)		83.17	15:23:19.425
9 -	1:56.563 (2)	0.052	83.14	15:25:15.988
10 -	1:57.014	0.503	82.82	15:27:13.002
11 -	1:56.686 (3)	0.175	83.05	15:29:09.688
12 -	1:57.053	0.542	82.79	15:31:06.741
13 -	2:00.242	3.731	80.59	15:33:06.983

P26 24 Shane FABER

LAP	LAP TIME	DIFF	MPH	TIME OF DAY
1 -	2:05.405	8.677	77.27	15:09:38.360
2 -	1:57.095 (2)	0.367	82.76	15:11:35.455

DIFF = Difference To Personal Best Lap

3 -	1:56.728 (1)		83.02	15:13:32.183
4 -	1:57.970	1.242	82.15	15:15:30.153
5 -	1:57.593	0.865	82.41	15:17:27.746
6 -	1:58.970	2.242	81.46	15:19:26.716
7 -	1:57.148 (3)	0.420	82.72	15:21:23.864
8 -	1:57.590	0.862	82.41	15:23:21.454
9 -	1:58.997	2.269	81.44	15:25:20.451
10 -	1:58.385	1.657	81.86	15:27:18.836
11 -	1:59.655	2.927	80.99	15:29:18.491
12 -	2:00.224	3.496	80.61	15:31:18.715
13 -	1:59.829	3.101	80.87	15:33:18.544

P27 16 Connall COURTNEY

LAP	LAP TIME	DIFF	MPH	TIME OF DAY
1 -	2:12.346	13.431	73.22	15:09:45.301
2 -	2:02.728	3.813	78.96	15:11:48.029
3 -	2:01.657	2.742	79.66	15:13:49.686
4 -	2:02.017	3.102	79.42	15:15:51.703
5 -	2:00.432	1.517	80.47	15:17:52.135
6 -	2:00.231	1.316	80.60	15:19:52.366
7 -	1:59.608	0.693	81.02	15:21:51.974
8 -	1:59.558	0.643	81.05	15:23:51.532
9 -	1:58.915 (1)		81.49	15:25:50.447
10 -	1:59.530 (3)	0.615	81.07	15:27:49.977
11 -	2:00.343	1.428	80.53	15:29:50.320
12 -	1:59.693	0.778	80.96	15:31:50.013
13 -	1:59.135 (2)	0.220	81.34	15:33:49.148

P28 22 Tasia RODINK

LAP	LAP TIME	DIFF	MPH	TIME OF DAY
1 -	2:07.457	10.876	76.03	15:09:40.412
2 -	1:57.212	0.631	82.68	15:11:37.624
3 -	1:56.824 (2)	0.243	82.95	15:13:34.448
4 -	1:57.575	0.994	82.42	15:15:32.023
5 -	1:56.921 (3)	0.340	82.88	15:17:28.944
6 -	1:57.972	1.391	82.14	15:19:26.916
7 -	1:57.342	0.761	82.59	15:21:24.258
8 -	1:57.510	0.929	82.47	15:23:21.768
9 -	2:43.602	47.021	59.23	15:26:05.370
10 -	1:58.218	1.637	81.97	15:28:03.588
11 -	1:56.581 (1)		83.12	15:30:00.169
12 -	1:57.854	1.273	82.23	15:31:58.023
13 -	1:57.365	0.784	82.57	15:33:55.388

P29 44 Edmund BEST

LAP	LAP TIME	DIFF	MPH	TIME OF DAY
1 -	1:53.220	6.047	85.59	15:09:26.175
2 -	1:48.300	1.127	89.48	15:11:14.475
3 -	1:48.580	1.407	89.25	15:13:03.055
4 -	1:48.733	1.560	89.12	15:14:51.788
5 -	1:48.433	1.260	89.37	15:16:40.221
6 -	1:48.103	0.930	89.64	15:18:28.324
7 -	1:48.294	1.121	89.49	15:20:16.618
8 -	1:47.687 (2)	0.514	89.99	15:22:04.305
9 -	1:48.249	1.076	89.52	15:23:52.554
10 -	1:48.086 (3)	0.913	89.66	15:25:40.640
11 -	1:47.173 (1)		90.42	15:27:27.813

P30 48 Ewan POTTER

LAP	LAP TIME	DIFF	MPH	TIME OF DAY
1 -	2:13.197	12.596	72.75	15:09:46.152

Weather / Track : Cloudy / Dry

Oulton Park International
Circuit Length = 2.6920 miles
Start: 15:07 Flag 15:32 End: 15:34

MCRCB BULLETIN TK213

2016 MCE British Superbike Championship - Round 2

2016 HEL Performance British Motostar Championship

RACE 7 - LAP ANALYSIS

DIFF = Difference To Personal Best Lap

2 -	2:02.937	2.336	78.83	15:11:49.089
3 -	2:01.693 (3)	1.092	79.63	15:13:50.782
4 -	2:03.255	2.654	78.62	15:15:54.037
5 -	2:01.386 (2)	0.785	79.83	15:17:55.423
6 -	2:02.027	1.426	79.41	15:19:57.450
7 -	2:02.438	1.837	79.15	15:21:59.888
8 -	2:00.601 (1)		80.35	15:24:00.489
9 -	2:02.218	1.617	79.29	15:26:02.707
10 -	2:17.139 P	16.538	70.66	15:28:19.846

P31 12 Edward RENDELL

LAP	LAP TIME	DIFF	MPH	TIME OF DAY
1 -	1:53.504	5.876	85.38	15:09:26.459
2 -	1:48.219 (2)	0.591	89.55	15:11:14.678
3 -	1:48.619	0.991	89.22	15:13:03.297
4 -	1:48.677	1.049	89.17	15:14:51.974
5 -	1:48.300 (3)	0.672	89.48	15:16:40.274
6 -	1:48.677	1.049	89.17	15:18:28.951
7 -	1:47.628 (1)		90.04	15:20:16.579

Weather / Track : Cloudy / Dry

Results can be found at www.tsl-timing.com

Page 5 of 5

Oulton Park International
Circuit Length = 2.6920 miles
Start: 15:07 Flag 15:32 End: 15:34

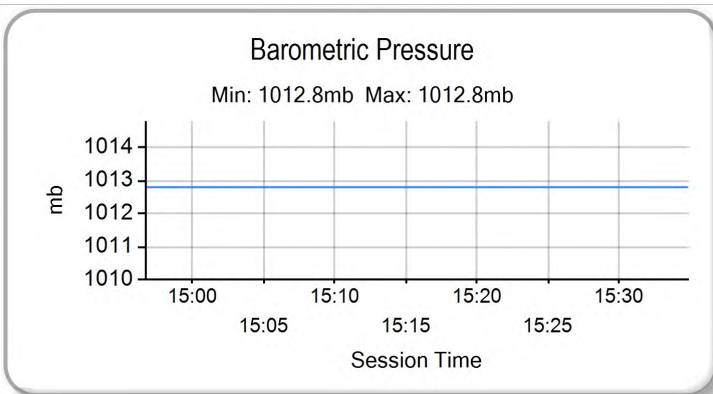
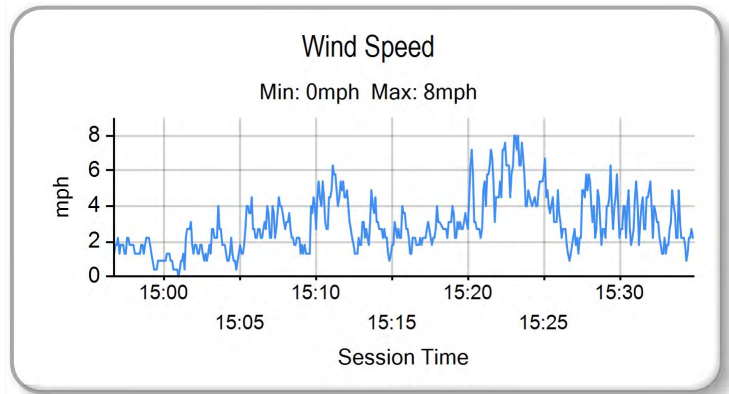
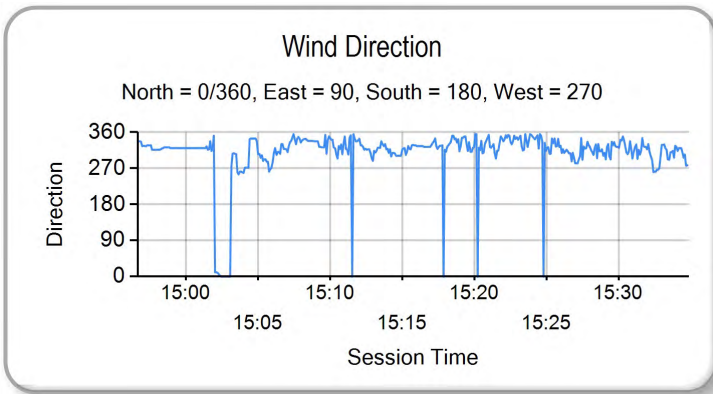
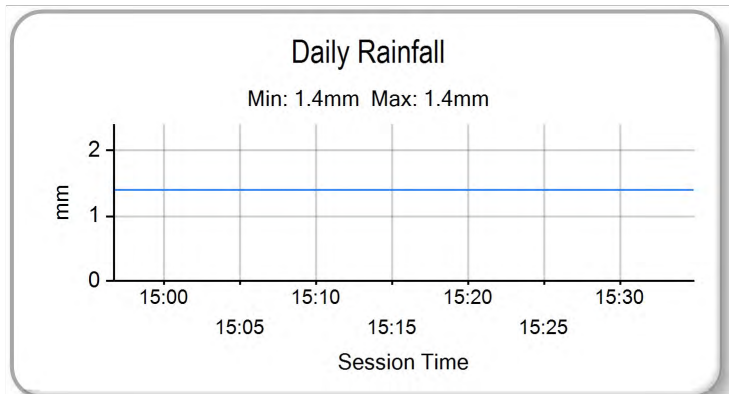
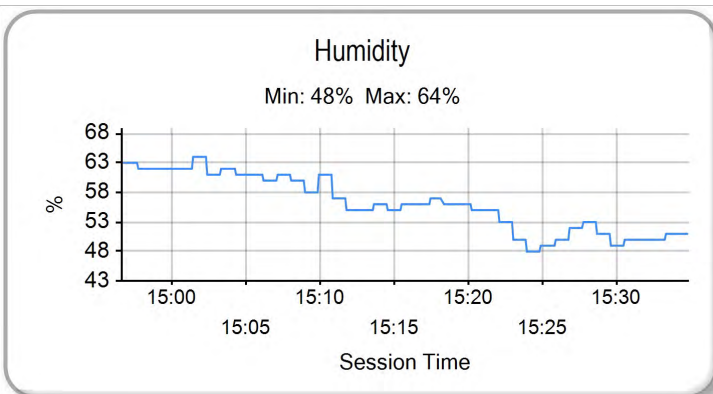
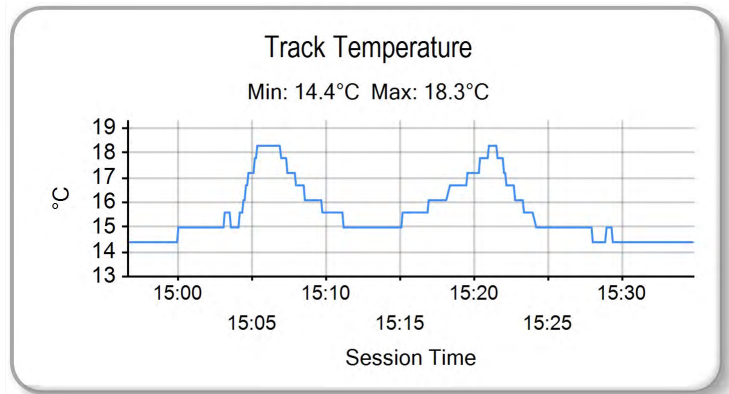
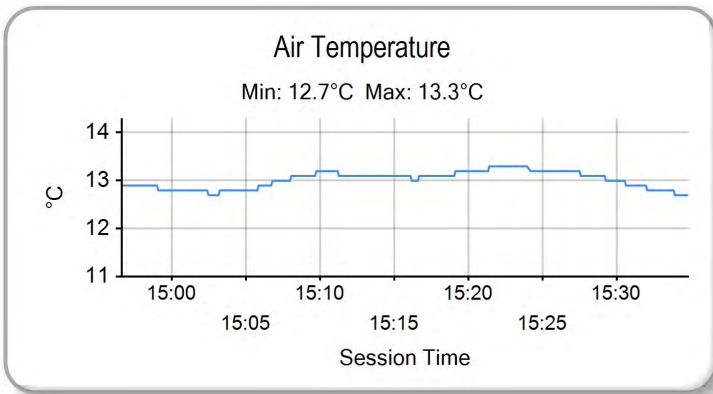
Printed - 15:36 Monday, 02 May 2016

MCRCB BULLETIN TK214

2016 MCE British Superbike Championship - Round 2

2016 HEL Performance British Motostar Championship

RACE 7 - WEATHER CONDITIONS



Weather / Track : Cloudy / Dry

Results can be found at www.tsl-timing.com

Oulton Park International
Circuit Length = 2.6920 miles
Start: 15:07 Flag 15:32 End: 15:34

Printed - 15:36 Monday, 02 May 2016

MCRCB BULLETIN TK215

2016 HEL Performance British Motostar Championship

MOTO 3 GP POINTS AFTER ROUND 3

	TOTAL	GAP	DIFF	8th-10th April Silverstone	30th April-2nd May - OP	20th-22nd May Brands Hatch Indy	24th-26th June Knockhill	8th-10th July Snetterton	22nd-24th July Thruxton	5th-7th August Brands Hatch GP	27th-29th August Cadwell Park	9th-11th September Oulton Park	16th-18th September Donington Park	30th Sept-2nd October Assen
Charlie NESBITT	50			25	25									
Dani SAEZ	38	12		25	13									
Elliot LODGE	36	14	2	9 16	11									
Jake ARCHER	32	18	4	16	16									
Josh OWENS	31	19	1	11	20									
Edmund BEST	27	23	4	7 20										
Max COOK	22	28	5	4 10	8									
Edward RENDELL	20	30	2	20										
Vasco van der VALK	19	31	1	10	9									
Tom BOOTH-AMOS	19	31	0	2 7 10										
Brian SLOOTEN	16	34	3	3 13										
Cameron FRASER	15	35	1	5 9	1									
Mike BROUWERS	15	35	0	8	7									
Jorel BOERBOOM	13	37	2	13										
Tomas de VRIES	12	38	1	8	4									
Stephen CAMPBELL	12	38	0	1 6	5									
Richard KERR	11	39	1	11										
Eugene McMANUS	11	39	0	5	6									
Joel MARKLUND	7	43	4	4	3									
Sam LLEWELLYN	6	44	1	6										
Sam BURMAN	3	47	3	3										
Josh HODGE	2	48	1	2										
Lee HINDLE	2	48	0		2									
Ewan POTTER	1	49	1	1										

MCRCB BULLETIN TK216

**2016 HEL Performance British Motostar Championship
MOTO 3 STANDARD POINTS AFTER ROUND 2**

	TOTAL	GAP	DIFF	8th-10th April - Silverstone	30th April-2nd May - OP	20th-22nd May	Brands Hatch Indy	24th-26th June	Knockhill	8th-10th July	Snetterton	22nd-24th July	Thruxton	5th-7th August	Brands Hatch GP	27th-29th August	Cadwell Park	9th-11th September	Oulton Park	16th-18th September	Donington Park	30th Sept-2nd October	Assen	
Storm STACEY	36			25	11																			
Asher DURHAM	36	0		11	25																			
TJ TOMS	32	4	4	16	16																			
Thomas STRUDWICK	29	7	3	20	9																			
Mark CLAYTON	23	13	6	10	13																			
Charlie ATKINS	20	16	3	13	7																			
Cameron HORSMAN	20	16	0		20																			
Liam DELVES	17	19	3	9	8																			
Shane FABER	14	22	3	8	6																			
Tasia RODINK	11	25	3	7	4																			
Connall COURTNEY	11	25	0	6	5																			
Dan JONES	10	26	1		10																			