



BRITISH MOTOSTAR CHAMPIONSHIP

**Round 4
Knockhill**

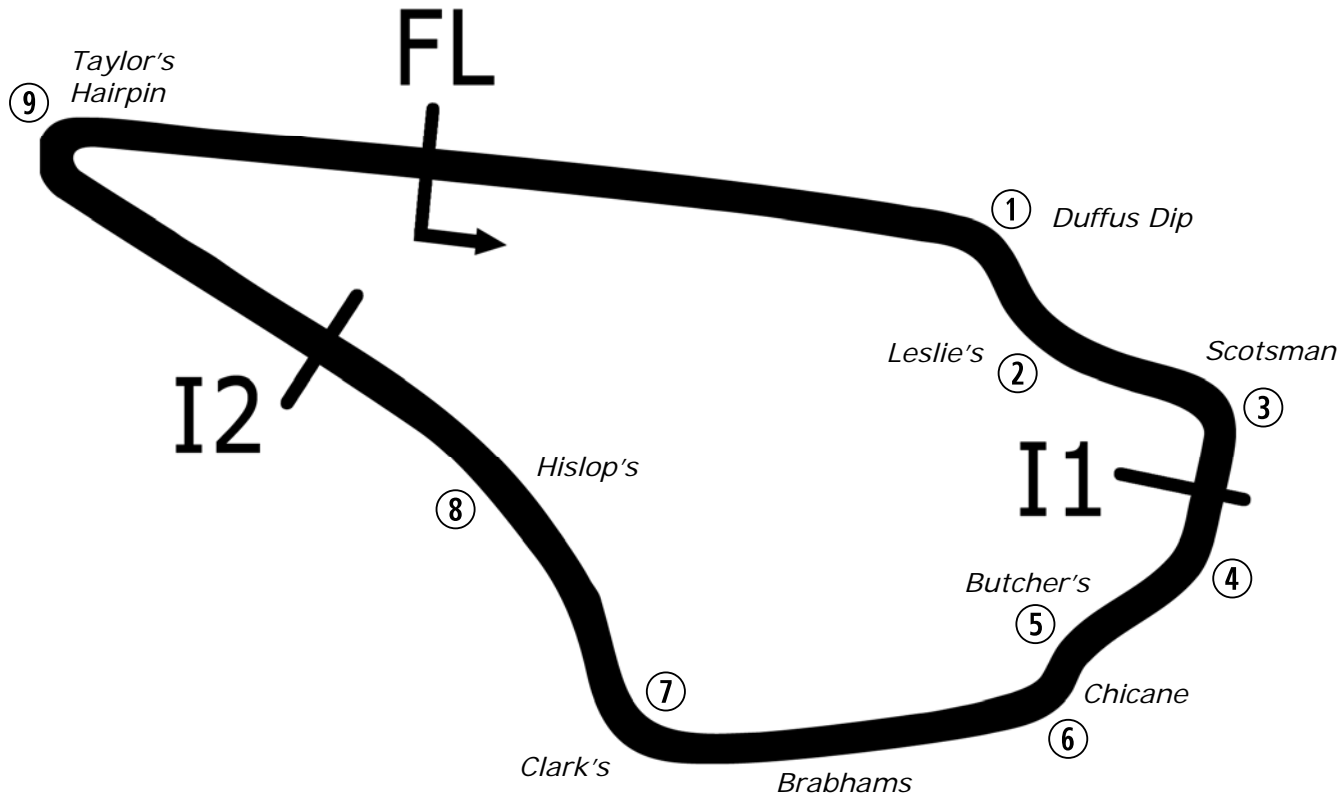
24th – 26th June 2016



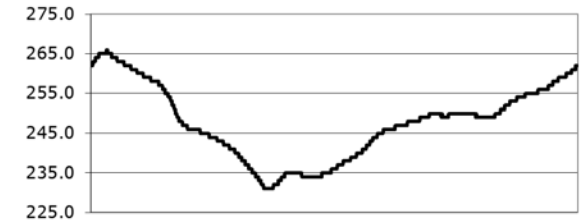
Results Provided by Timing Solutions Ltd

www.tsl-timing.com

Knockhill



Circuit Altitude (m)



Length	1.2669 miles	2039.0 m	
FL		56.13099 N	3.50816 W
I1	697m	56.12864 N	3.49941 W
I2	1508m	56.12969 N	3.50906 W
Pit Entry	2039m	56.13098 N	3.50793 W
Pit Exit	183m after FL	56.13080 N	3.50519 W
Pit Entry-Pit Exit 175m, 10.5s @60kph, 7.8s @80kph			

Lap Records		Best Sector Information					
		Sector 1	S1 Trap (mph)	Sector 2	S2 Trap (mph)	Sector 3	F/L Trap (mph)
Superbike	48.252	15.738	NONE	18.639	151.1	13.215	141.5
Supersport	49.525	16.172	NONE	19.284	138.3	13.603	130.3
Superstock 1000	49.195	16.166	NONE	19.250	147.1	13.535	138.9
Superstock 600	50.799	16.648	NONE	19.796	135.5	14.036	126.6
Motostar	53.297	17.270	NONE	20.436	120.4	14.887	108.7
F1 Sidecar	51.783	16.492	NONE	19.675	129.3	14.441	118.9
Ducati Cup	51.277	16.868	NONE	19.963	136.6	14.151	128.0
KTM BJ Cup	59.800	19.528	NONE	23.148	101.2	16.845	92.0

All results available at www.tsl-timing.com



POS	NO	CL	PIC NAME	ENTRY	TIME	ON	LAPS	GAP	DIFF	MPH
1	86		1 Charlie NESBITT	KTM - e3 motorsport / Redline KTM	53.724	21	26			84.89
2	47		2 Jake ARCHER	KTM FTR - City Lifting / RS Racing	54.147	29	29	0.423	0.423	84.23
3	26		3 Dani SAEZ	Honda - GA Competition	54.565	22	22	0.841	0.418	83.59
4	62		4 Vasco van der VALK	Honda - GA Competition / vasco62.nl	54.814	10	13	1.090	0.249	83.21
5	12		5 Edward RENDELL	Ten Kate Honda - Banks Racing	54.890	13	20	1.166	0.076	83.09
6	21		6 Richard KERR	KTM - North West Racing	55.057	9	27	1.333	0.167	82.84
7	69		7 Tom BOOTH-AMOS	Tigcraft - FAB-Racing	55.094	14	20	1.370	0.037	82.78
8	35		8 Elliot LODGE	Honda - Essential Team Racing / SP125	55.136	26	29	1.412	0.042	82.72
9	2		9 Mike BROUWERS	Husqvarna - Joma / Brouwersracingteam	55.242	25	30	1.518	0.106	82.56
10	52		10 Jorel BOERBOOM	Kalex KTM - FPW Racing	55.305	28	29	1.581	0.063	82.47
11	15		11 Eugene McMANUS	KTM - CD / IC Racing	55.588	22	29	1.864	0.283	82.05
12	28		12 Lee HINDLE	KTM - JH Motorsport	55.652	17	23	1.928	0.064	81.95
13	3	S	1 Mark CLAYTON	Honda NSF - SP125	55.771	23	27	2.047	0.119	81.78
14	23		13 Sam LLEWELLYN	Honda - Mammoth Motorsport	55.818	28	29	2.094	0.047	81.71
15	34	S	2 Liam DELVES	Honda NSF - Crucials Sauce / Banks Racing	55.882	20	25	2.158	0.064	81.62
16	11	S	3 Dan JONES	Honda NSF - Jones Brothers Racing	55.978	26	27	2.254	0.096	81.48
17	98		14 Tomas de VRIES	Honda - DAT Racing	56.156	25	27	2.432	0.178	81.22
18	99		15 Stephen CAMPBELL	Honda - Campbell Racing	56.200	23	27	2.476	0.044	81.15
19	27		16 Josh HODGE	KTM - Road and Race Performance	56.211	16	28	2.487	0.011	81.14
20	72	S	4 Cameron HORSMAN	Honda NSF - FAB-Racing	56.266	31	31	2.542	0.055	81.06
21	7	S	5 TJ TOMS	Honda NSF - Wilson Racing	56.308	28	28	2.584	0.042	81.00
22	30		17 Max COOK	Repli-Cast - Repli-Cast UK Racing	56.364	26	28	2.640	0.056	80.92
23	20		18 Joel MARKLUND	Honda - Marklund Solutions / SP125	56.414	23	23	2.690	0.050	80.85
24	25	S	6 Thomas STRUDWICK	Honda NSF - Case Moto3	56.440	24	28	2.716	0.026	80.81
25	64	S	7 Asher DURHAM	Honda NSF - Cresswell Racing	56.794	25	26	3.070	0.354	80.30
26	44		19 Edmund BEST	KTM - SymCirrus Motorsport	56.869	3	4	3.145	0.075	80.20
27	79	S	8 Storm STACEY	Honda NSF - Repli-Cast UK Racing	58.073	12	15	4.349	1.204	78.54
28	54		20 Sam BURMAN	KTM - TeamWNT / Burman Racing	58.140	21	26	4.416	0.067	78.45
29	24	S	9 Shane FABER	Honda NSF - Shane Faber Racing	58.368	25	27	4.644	0.228	78.14
30	22	S	10 Tasia RODINK	Honda NSF - GA Competition	58.934	23	23	5.210	0.566	77.39
31	16	S	11 Connall COURTNEY	Honda NSF - Team ILR	58.979	23	25	5.255	0.045	77.33
32	56	S	12 Charlie ATKINS	Honda NSF - Wilson Racing	59.062	26	26	5.338	0.083	77.22
33	49	S	13 James ALDERSON	Honda NSF - Young Riders Fund	59.088	24	24	5.364	0.026	77.19

QUALIFYING LAPTIME (110.0% of 53.724) = 59.096

Weather / Track : Bright / Dry

These results are provisional until the conclusion of any judicial and technical matters.

Knockhill

Circuit Length = 1.2669 miles

Start: 11:30 Flag 12:07 End: 12:08

Clerk Of Course :

Timekeeper :

Results can be found at www.britishsuperbike.com

Printed - 12:09 Friday, 24 June 2016



MCRCB BULLETIN TK017

2016 MCE British Superbike Championship - Round 4

2016 HEL Performance British Motostar Championship

FREE PRACTICE - SECTOR ANALYSIS

SECTOR 1 = FL to I1, SECTOR 2 = I1 to I2, SECTOR 3 = I2 to FL, DIFF = Difference To Personal Best Lap

P1 86 Charlie NESBITT		KTM - e3 motorsport / Redline KTM							
IDEAL LAP TIME : 53.378		BEST LAP TIME : 53.724		DIFFERENCE : 0.346					
LAP	SECTOR 1	SECTOR 2	SECTOR 3	LAP TIME	MPH	DIFF	TIME OF DAY		
1 -	OUTLAP	24.827	113.3	16.948	105.3				11:31:11.118
2 -	19.630	23.218	116.1	16.281	104.5	59.129	77.13	5.405	11:32:10.247
3 -	19.068	22.136	115.5	15.686	106.5	56.890	80.17	3.166	11:33:07.137
4 -	18.970	22.225	115.7	15.505	105.8	56.700	80.44	2.976	11:34:03.837
5 -	18.341	21.652	115.9	15.685	106.3	55.678	81.91	1.954	11:34:59.515
6 -	19.153	22.062	115.7	15.486	106.1	56.701	80.44	2.977	11:35:56.216
7 -	18.202	21.421	116.3	15.489	105.3	55.112	82.76	1.388	11:36:51.328
8 -	18.109	21.276	116.1	15.408	105.5	54.793	83.24	1.069	11:37:46.121
9 -	17.665	21.020	117.5	15.259	106.0	53.944	84.55	0.220	11:38:40.065
10 -	18.128	21.787	116.5	15.397	104.2	55.312	82.46	1.588	11:39:35.377
11 -	17.737	21.094	115.9	15.229	105.6	54.060	84.37	0.336	11:40:29.437
12 -	17.902	21.801	116.3	15.338	105.1	55.041	82.86	1.317	11:41:24.478
13 -	18.558	21.744	116.3	15.326	104.3	55.628	81.99	1.904	11:42:20.106
14 -	17.916	20.919	117.3	15.175	105.6	54.010	84.44	0.286	11:43:14.116
15 -	17.907	21.613	115.3	15.571	105.0	55.091	82.79	1.367	11:44:09.207
16 -	18.094	21.422	115.9	21.686	28.3	1:01.202	74.52	7.478	11:45:10.409
17 -	OUTLAP	21.655	117.5	15.575	105.0	14:07.246	5.38	13:13.522	11:59:17.655
18 -	18.060	21.078	117.7	15.464	104.5	54.602	83.53	0.878	12:00:12.257
19 -	17.924	21.515	115.9	15.236	105.3	54.675	83.42	0.951	12:01:06.932
20 -	17.811	20.979	116.9	15.144	107.0	53.934 (3)	84.56	0.210	12:02:00.866
21 -	17.562	21.002	117.5	15.160	105.0	53.724 (1)	84.89		12:02:54.590
22 -	17.931	21.074	116.3	15.110	105.8	54.115	84.28	0.391	12:03:48.705
23 -	17.485	21.161	116.5	15.337	106.1	53.983	84.49	0.259	12:04:42.688
24 -	17.664	21.351	116.9	15.030	105.8	54.045	84.39	0.321	12:05:36.733
25 -	17.730	20.863	116.5	15.132	106.1	53.725 (2)	84.89	0.001	12:06:30.458
26 -	17.519	21.352	116.7	15.141	106.5	54.012	84.44	0.288	12:07:24.470

P2 47 Jake ARCHER		KTM FTR - City Lifting / RS Racing							
IDEAL LAP TIME : 54.115		BEST LAP TIME : 54.147		DIFFERENCE : 0.032					
LAP	SECTOR 1	SECTOR 2	SECTOR 3	LAP TIME	MPH	DIFF	TIME OF DAY		
1 -	OUTLAP	23.372	112.9	17.071	104.0				11:31:01.571
2 -	19.011	22.652	113.7	16.239	103.0	57.902	78.77	3.755	11:31:59.473
3 -	18.712	22.246	114.3	16.165	103.2	57.123	79.84	2.976	11:32:56.596
4 -	18.513	21.925	114.5	15.877	104.0	56.315	80.99	2.168	11:33:52.911
5 -	18.457	21.825	114.5	15.841	104.3	56.123	81.26	1.976	11:34:49.034
6 -	18.410	22.999	114.1	15.901	105.0	57.310	79.58	3.163	11:35:46.344
7 -	18.242	21.618	114.5	15.618	105.3	55.478	82.21	1.331	11:36:41.822
8 -	18.137	21.752	114.5	15.609	105.6	55.498	82.18	1.351	11:37:37.320
9 -	18.085	21.540	114.5	15.820	104.8	55.445	82.26	1.298	11:38:32.765
10 -	18.906	23.648	106.6	21.086	29.1	1:03.640	71.67	9.493	11:39:36.405
11 -	OUTLAP	22.776	114.7	16.081	105.5	3:51.040	19.74	2:56.893	11:43:27.445
12 -	18.291	22.232	115.7	15.926	104.3	56.449	80.80	2.302	11:44:23.894
13 -	18.284	21.577	115.9	15.415	105.3	55.276	82.51	1.129	11:45:19.170
14 -	18.045	21.941	114.5	15.511	104.2	55.497	82.18	1.350	11:46:14.667
15 -	17.936	21.415	115.5	16.113	104.3	55.464	82.23	1.317	11:47:10.131
16 -	17.947	21.277	114.9	15.570	104.6	54.794	83.24	0.647	11:48:04.925
17 -	17.886	21.559	114.3	15.437	105.3	54.882	83.10	0.735	11:48:59.807
18 -	OUTLAP	22.516	114.5	15.882	104.3	9:01.259	8.42	8:07.112	11:58:01.066
19 -	18.357	21.505	114.3	15.801	104.3	55.663	81.94	1.516	11:58:56.729
20 -	18.284	21.755	115.9	15.453	105.1	55.492	82.19	1.345	11:59:52.221
21 -	17.950	21.335	115.9	15.797	105.1	55.082	82.80	0.935	12:00:47.303
22 -	17.833	21.020	116.9	15.562	105.0	54.415 (2)	83.82	0.268	12:01:41.718
23 -	18.222	21.714	117.3	15.543	105.5	55.479	82.21	1.332	12:02:37.197
24 -	18.646	22.119	114.3	16.133	106.6	56.898	80.16	2.751	12:03:34.095
25 -	18.145	21.800	115.5	15.689	107.0	55.634	81.98	1.487	12:04:29.729
26 -	18.847	22.303	115.5	15.604	105.6	56.754	80.36	2.607	12:05:26.483
27 -	17.898	21.198	115.7	15.378	103.4	54.474 (3)	83.73	0.327	12:06:20.957
28 -	18.133	21.435	115.5	15.462	105.3	55.030	82.88	0.883	12:07:15.987
29 -	17.727	21.010	115.5	15.410	105.8	54.147 (1)	84.23		12:08:10.134

Weather / Track : Bright / Dry

Knockhill
Circuit Length = 1.2669 miles
Start: 11:30 Flag 12:07 End: 12:08

MCRCB BULLETIN TK017

2016 MCE British Superbike Championship - Round 4

2016 HEL Performance British Motostar Championship

FREE PRACTICE - SECTOR ANALYSIS

SECTOR 1 = FL to I1, SECTOR 2 = I1 to I2, SECTOR 3 = I2 to FL, DIFF = Difference To Personal Best Lap

P3 26 Dani SAEZ		Honda - GA Competition							
IDEAL LAP TIME : 54.477		BEST LAP TIME : 54.565		DIFFERENCE : 0.088					
LAP	SECTOR 1	SECTOR 2	SECTOR 3	LAP TIME	MPH	DIFF	TIME OF DAY		
1 -	OUTLAP	24.930	109.8	16.363	100.3		11:31:39.417		
2 -	19.338	22.677	112.2	15.845	102.1	57.860	78.83	3.295	11:32:37.277
3 -	19.237	22.137	113.3	15.875	102.2	57.249	79.67	2.684	11:33:34.526
4 -	18.723	23.128	112.5	15.762	102.4	57.613	79.16	3.048	11:34:32.139
5 -	18.678	22.200	113.5	15.851	102.1	56.729	80.40	2.164	11:35:28.868
6 -	18.676	21.974	113.7	15.435	103.8	56.085	81.32	1.520	11:36:24.953
7 -	18.985	21.910	113.1	15.445	102.7	56.340	80.95	1.775	11:37:21.293
8 -	18.371	21.943	113.3	15.548	102.2	55.862	81.64	1.297	11:38:17.155
9 -	18.539	21.732	113.5	15.813	104.0	56.084	81.32	1.519	11:39:13.239
10 -	18.330	21.447	113.3	15.397	102.2	55.174	82.66	0.609	11:40:08.413
11 -	19.133	23.667	105.3	21.048	30.0	1:03.848	71.43	9.283	11:41:12.261
12 -	OUTLAP	23.103	111.1	16.157	100.9	16:51.658	4.50	15:57.093	11:58:03.919
13 -	18.788	22.583	112.4	15.451	101.6	56.822	80.27	2.257	11:59:00.741
14 -	18.725	21.568	111.6	15.459	102.2	55.752	81.81	1.187	11:59:56.493
15 -	18.283	21.443	111.8	15.394	102.1	55.120	82.74	0.555	12:00:51.613
16 -	18.124	21.358	112.7	15.270	102.7	54.752 (2)	83.30	0.187	12:01:46.365
17 -	18.062	21.516	113.5	15.501	101.6	55.079	82.81	0.514	12:02:41.444
18 -	18.635	22.447	113.3	15.526	101.9	56.608	80.57	2.043	12:03:38.052
19 -	18.094	21.566	112.2	15.370	102.7	55.030 (3)	82.88	0.465	12:04:33.082
20 -	18.132	21.544	112.0	15.367	103.8	55.043	82.86	0.478	12:05:28.125
21 -	18.125	21.618	114.3	15.515	103.4	55.258	82.54	0.693	12:06:23.383
22 -	17.930	21.277	112.7	15.358	103.2	54.565 (1)	83.59		12:07:17.948

P4 62 Vasco van der VALK		Honda - GA Competition / vasco62.nl							
IDEAL LAP TIME : 54.687		BEST LAP TIME : 54.814		DIFFERENCE : 0.127					
LAP	SECTOR 1	SECTOR 2	SECTOR 3	LAP TIME	MPH	DIFF	TIME OF DAY		
1 -	OUTLAP	24.724	108.2	16.745	100.6		11:32:11.822		
2 -	19.911	23.567	110.5	16.001	100.9	59.479	76.68	4.665	11:33:11.301
3 -	19.045	22.843	110.9	15.822	101.5	57.710	79.03	2.896	11:34:09.011
4 -	18.568	22.282	112.4	15.825	102.6	56.675	80.47	1.861	11:35:05.686
5 -	18.413	22.579	111.8	15.663	102.4	56.655	80.50	1.841	11:36:02.341
6 -	18.480	21.935	112.7	16.527	100.4	56.942	80.10	2.128	11:36:59.283
7 -	18.901	21.981	112.2	15.717	102.1	56.599	80.58	1.785	11:37:55.882
8 -	18.442	21.664	112.4	15.432	101.9	55.538 (3)	82.12	0.724	11:38:51.420
9 -	18.381	22.849	111.8	15.365	101.6	56.595	80.59	1.781	11:39:48.015
10 -	18.133	21.410	112.9	15.271	101.9	54.814 (1)	83.21		11:40:42.829
11 -	18.771	22.857	110.7	21.050	34.8	1:02.678	72.77	7.864	11:41:45.507
12 -	OUTLAP	22.942	110.7	16.044	101.9	5:43.989	13.25	4:49.175	11:47:29.496
13 -	18.246	21.508	112.5	15.661	101.3	55.415 (2)	82.30	0.601	11:48:24.911

P5 12 Edward RENDELL		Ten Kate Honda - Banks Racing							
IDEAL LAP TIME : 54.800		BEST LAP TIME : 54.890		DIFFERENCE : 0.090					
LAP	SECTOR 1	SECTOR 2	SECTOR 3	LAP TIME	MPH	DIFF	TIME OF DAY		
1 -	OUTLAP	23.713	103.0	16.880	96.9		11:32:36.853		
2 -	19.224	22.327	108.0	18.334	37.0	59.885	76.16	4.995	11:33:36.738
3 -	OUTLAP	22.327	110.0	16.423	99.1	1:40.890	45.20	46.000	11:35:17.628
4 -	18.204	21.660	110.0	15.791	101.0	55.655	81.95	0.765	11:36:13.283
5 -	18.164	21.697	111.1	15.953	98.9	55.814	81.71	0.924	11:37:09.097
6 -	18.122	22.068	110.1	15.698	99.2	55.888	81.61	0.998	11:38:04.985
7 -	18.288	21.624	108.4	15.861	98.5	55.773	81.77	0.883	11:39:00.758
8 -	18.164	21.516	108.9	15.810	98.2	55.490	82.19	0.600	11:39:56.248
9 -	18.218	21.367	109.2	15.808	99.4	55.393	82.34	0.503	11:40:51.641
10 -	18.180	24.110	94.7	19.642	35.9	1:01.932	73.64	7.042	11:41:53.573
11 -	OUTLAP	22.384	107.5	16.771	95.3	17:25.317	4.36	16:30.427	11:59:18.890
12 -	18.342	21.771	108.0	15.703	98.8	55.816	81.71	0.926	12:00:14.706
13 -	17.939	21.419	111.2	15.532	99.8	54.890 (1)	83.09		12:01:09.596
14 -	17.912	21.560	110.3	15.703	99.4	55.175	82.66	0.285	12:02:04.771
15 -	18.028	21.398	109.1	15.657	98.5	55.083 (3)	82.80	0.193	12:02:59.854

Weather / Track : Bright / Dry

Knockhill
Circuit Length = 1.2669 miles
Start: 11:30 Flag 12:07 End: 12:08

MCRCB BULLETIN TK017

2016 MCE British Superbike Championship - Round 4

2016 HEL Performance British Motostar Championship

FREE PRACTICE - SECTOR ANALYSIS

SECTOR 1 = FL to I1, SECTOR 2 = I1 to I2, SECTOR 3 = I2 to FL, DIFF = Difference To Personal Best Lap

16 -	17.901	21.413	110.7	15.655	99.4	54.969	(2)	82.97	0.079	12:03:54.823
17 -	18.116	21.498	109.8	15.699	99.7	55.313		82.46	0.423	12:04:50.136
18 -	18.064	21.459	108.9	15.700	99.2	55.223		82.59	0.333	12:05:45.359
19 -	18.082	21.682	109.1	15.828	99.7	55.592		82.04	0.702	12:06:40.951
20 -	18.439	21.771	108.7	18.686	34.8	58.896		77.44	4.006	12:07:39.847

P6 21 Richard KERR		KTM - North West Racing									
IDEAL LAP TIME : 54.896		BEST LAP TIME : 55.057			DIFFERENCE : 0.161						
LAP	SECTOR 1	SECTOR 2	SECTOR 3	LAP TIME	MPH	DIFF	TIME OF DAY				
1 -	OUTLAP	24.141	112.7	17.526	101.9						11:31:04.416
2 -	19.263	23.154	111.6	16.674	100.1			59.091	77.18	4.034	11:32:03.507
3 -	19.293	23.490	111.2	15.867	101.9			58.650	77.76	3.593	11:33:02.157
4 -	18.801	22.378	112.0	15.840	101.9			57.019	79.99	1.962	11:33:59.176
5 -	18.672	22.213	111.8	15.738	102.4			56.623	80.55	1.566	11:34:55.799
6 -	18.391	22.199	112.5	15.848	102.2			56.438	80.81	1.381	11:35:52.237
7 -	18.494	22.629	112.2	15.644	101.8			56.767	80.34	1.710	11:36:49.004
8 -	18.331	21.858	112.5	15.391	102.1			55.580	82.06	0.523	11:37:44.584
9 -	18.115	21.567	112.4	15.375	102.1			55.057 (1)	82.84		11:38:39.641
10 -	18.382	21.936	112.0	15.930	102.1			56.248	81.08	1.191	11:39:35.889
11 -	18.158	21.606	112.7	15.516	102.7			55.280 (3)	82.50	0.223	11:40:31.169
12 -	18.228	21.605	114.9	16.515	103.2			56.348	80.94	1.291	11:41:27.517
13 -	19.202	22.504	112.5	15.650	102.4			57.356	79.52	2.299	11:42:24.873
14 -	18.349	21.442	113.5	15.339	103.0			55.130 (2)	82.73	0.073	11:43:20.003
15 -	18.761	22.246	112.4	21.202	25.1			1:02.209	73.31	7.152	11:44:22.212
16 -		23.359	112.0	17.408	88.4			4:24.655	17.23	3:29.598	11:48:46.867
17 -	OUTLAP	22.478	112.5	16.379	100.9			9:54.806	7.66	8:59.749	11:58:41.673
18 -	19.089	22.360	112.0	15.596	102.6			57.045	79.95	1.988	11:59:38.718
19 -	18.556	21.851	113.7	16.004	103.0			56.411	80.85	1.354	12:00:35.129
20 -	18.379	21.760	113.5	15.607	102.1			55.746	81.81	0.689	12:01:30.875
21 -	18.561	22.513	112.5	15.659	102.4			56.733	80.39	1.676	12:02:27.608
22 -	18.326	21.776	112.2	15.803	102.2			55.905	81.58	0.848	12:03:23.513
23 -	18.483	21.812	112.0	15.733	102.9			56.028	81.40	0.971	12:04:19.541
24 -	18.601	21.704	113.5	15.750	102.1			56.055	81.36	0.998	12:05:15.596
25 -	18.238	21.614	112.5	15.598	102.4			55.450	82.25	0.393	12:06:11.046
26 -	18.321	21.677	112.4	15.715	102.1			55.713	81.86	0.656	12:07:06.759
27 -	18.199	21.876	111.6	15.390	102.6			55.465	82.23	0.408	12:08:02.224

P7 69 Tom BOOTH-AMOS		Tigcraft - FAB-Racing									
IDEAL LAP TIME : 54.753		BEST LAP TIME : 55.094			DIFFERENCE : 0.341						
LAP	SECTOR 1	SECTOR 2	SECTOR 3	LAP TIME	MPH	DIFF	TIME OF DAY				
1 -		25.098	99.1	17.455	93.0						11:37:48.473
2 -	19.642	22.781	110.1	19.633	35.2			1:02.056	73.49	6.962	11:38:50.529
3 -	OUTLAP	22.676	111.4	16.000	100.3			2:06.609	36.02	1:11.515	11:40:57.138
4 -	18.643	22.281	111.6	15.714	101.0			56.638	80.53	1.544	11:41:53.776
5 -	18.560	21.926	111.6	15.762	100.7			56.248	81.08	1.154	11:42:50.024
6 -	18.462	21.896	112.4	15.802	100.1			56.160	81.21	1.066	11:43:46.184
7 -	18.542	21.711	112.5	15.961	101.3			56.214	81.13	1.120	11:44:42.398
8 -	18.154	21.843	113.3	15.708	101.3			55.705	81.87	0.611	11:45:38.103
9 -	18.359	21.749	112.4	15.574	102.2			55.682	81.91	0.588	11:46:33.785
10 -	18.423	21.610	112.9	15.873	102.4			55.906	81.58	0.812	11:47:29.691
11 -	18.201	21.663	113.7	15.737	102.1			55.601	82.03	0.507	11:48:25.292
12 -	18.111	21.443	114.1	16.683	99.2			56.237	81.10	1.143	11:49:21.529
13 -		22.218	111.4	15.965	99.8			11:25.857	6.65	10:30.763	12:00:47.386
14 -	18.251	21.178	114.1	15.665	101.8			55.094 (1)	82.78		12:01:42.480
15 -	18.081	21.883	113.5	15.707	101.2			55.671	81.92	0.577	12:02:38.151
16 -	18.001	21.608	114.7	16.157	101.9			55.766	81.79	0.672	12:03:33.917
17 -	18.061	22.064	113.1	21.002	64.4			1:01.127	74.61	6.033	12:04:35.044
18 -	20.149	22.103	112.2	15.804	100.7			58.056	78.56	2.962	12:05:33.100
19 -	18.176	21.608	113.1	15.767	102.6			55.551 (3)	82.10	0.457	12:06:28.651
20 -	18.122	21.505	113.1	15.718	101.8			55.345 (2)	82.41	0.251	12:07:23.996

Weather / Track : Bright / Dry

Knockhill
Circuit Length = 1.2669 miles
Start: 11:30 Flag 12:07 End: 12:08

MCRCB BULLETIN TK017

2016 MCE British Superbike Championship - Round 4

2016 HEL Performance British Motostar Championship

FREE PRACTICE - SECTOR ANALYSIS

SECTOR 1 = FL to I1, SECTOR 2 = I1 to I2, SECTOR 3 = I2 to FL, DIFF = Difference To Personal Best Lap

P8 35 Elliot LODGE		Honda - Essential Team Racing / SP125						
IDEAL LAP TIME : 54.984		BEST LAP TIME : 55.136		DIFFERENCE : 0.152				
LAP	SECTOR 1	SECTOR 2	SECTOR 3	LAP TIME	MPH	DIFF	TIME OF DAY	
1 -		25.496	97.3	18.553	87.7		11:31:11.542	
2 -	22.571	25.028	97.9	17.805	92.5	1:05.404	11:32:16.946	
3 -	20.335	23.791	102.6	17.722	92.6	1:01.848	11:33:18.794	
4 -	19.821	23.351	103.5	17.245	95.8	1:00.417	11:34:19.211	
5 -	19.544	22.866	106.6	17.067	95.1	59.477	11:35:18.688	
6 -	19.132	22.913	107.2	16.785	97.5	58.830	11:36:17.518	
7 -	19.201	22.789	105.3	16.703	96.5	58.693	11:37:16.211	
8 -	19.068	22.448	107.0	16.370	100.3	57.886	11:38:14.097	
9 -	18.552	21.904	110.9	16.143	100.4	56.599	11:39:10.696	
10 -	18.367	21.661	111.4	16.183	102.1	56.211	11:40:06.907	
11 -	18.459	21.694	111.4	15.941	99.7	56.094	11:41:03.001	
12 -	18.450	21.744	110.3	15.856	100.6	56.050	11:41:59.051	
13 -	18.288	21.639	112.2	16.218	97.2	56.145	11:42:55.196	
14 -	18.674	21.952	111.6	15.974	100.4	56.600	11:43:51.796	
15 -	18.243	21.980	110.7	15.787	100.9	56.010	11:44:47.806	
16 -	18.768	23.376	104.8	22.066	27.8	1:04.210	11:45:52.016	
17 -	OUTLAP	22.326	110.3	15.822	101.0	1:38.363	11:47:30.379	
18 -	18.140	21.566	111.2	15.793	101.5	55.499 (2)	11:48:25.878	
19 -	18.561	22.359	109.2	16.784	98.2	57.704	11:49:23.582	
20 -	OUTLAP	22.316	108.5	16.353	98.6	9:46.010	11:59:09.592	
21 -	18.530	21.684	109.4	15.760	100.7	55.974	12:00:05.566	
22 -	18.290	21.491	110.3	15.999	99.5	55.780	12:01:01.346	
23 -	18.327	22.466	100.6	16.076	101.2	56.869	12:01:58.215	
24 -	18.306	21.572	110.0	16.083	100.1	55.961	12:02:54.176	
25 -	18.333	21.696	110.7	15.716	100.7	55.745	12:03:49.921	
26 -	18.193	21.441	111.1	15.502	101.6	55.136 (1)	12:04:45.057	
27 -	18.041	21.815	111.8	16.110	101.6	55.966	12:05:41.023	
28 -	19.016	22.146	111.1	15.759	100.9	56.921	12:06:37.944	
29 -	18.190	21.470	112.5	16.075	101.0	55.735 (3)	12:07:33.679	

P9 2 Mike BROUWERS		Husqvarna - Joma / Brouwersracingteam						
IDEAL LAP TIME : 55.100		BEST LAP TIME : 55.242		DIFFERENCE : 0.142				
LAP	SECTOR 1	SECTOR 2	SECTOR 3	LAP TIME	MPH	DIFF	TIME OF DAY	
1 -		25.829	107.0	17.074	98.9		11:31:18.994	
2 -	20.326	23.646	109.8	16.592	100.0	1:00.564	11:32:19.558	
3 -	18.675	22.715	109.8	16.031	100.0	57.421	11:33:16.979	
4 -	19.101	23.650	104.5	17.118	100.3	59.869	11:34:16.848	
5 -	19.102	22.865	110.0	16.243	101.3	58.210	11:35:15.058	
6 -	19.092	23.198	109.8	16.373	101.3	58.663	11:36:13.721	
7 -	18.650	22.476	112.0	15.798	100.6	56.924	11:37:10.645	
8 -	18.793	23.124	109.1	15.826	100.4	57.743	11:38:08.388	
9 -	18.453	21.791	110.9	15.867	101.5	56.111	11:39:04.499	
10 -	18.899	22.449	111.6	15.848	99.2	57.196	11:40:01.695	
11 -	18.244	21.629	111.6	16.044	100.6	55.917	11:40:57.612	
12 -	18.374	22.224	110.7	15.823	100.9	56.421	11:41:54.033	
13 -	18.760	21.936	111.1	15.870	101.9	56.566	11:42:50.599	
14 -	18.293	22.873	110.3	16.158	99.8	57.324	11:43:47.923	
15 -	18.219	22.473	111.2	15.948	101.6	56.640	11:44:44.563	
16 -	18.173	22.204	107.7	18.908	33.7	59.285	11:45:43.848	
17 -		22.328	103.4	16.313	99.8	1:42.110	11:47:25.958	
18 -	18.145	21.807	108.9	15.725	100.6	55.677	11:48:21.635	
19 -	18.162	21.612	109.2	15.756	100.9	55.530 (2)	11:49:17.165	
20 -		23.739	103.0	16.608	98.2	8:53.834	11:58:10.999	
21 -	19.488	22.032	109.8	15.950	98.5	57.470	11:59:08.469	
22 -	18.562	21.682	109.8	16.210	100.4	56.454	12:00:04.923	
23 -	18.297	21.629	110.0	16.589	97.2	56.515	12:01:01.438	
24 -	18.434	22.185	107.5	15.989	100.4	56.608	12:01:58.046	
25 -	18.053	21.441	109.4	15.748	100.1	55.242 (1)	12:02:53.288	
26 -	18.048	22.787	92.9	16.368	100.7	57.203	12:03:50.491	

Weather / Track : Bright / Dry

Knockhill

Circuit Length = 1.2669 miles

Start: 11:30 Flag 12:07 End: 12:08

MCRCB BULLETIN TK017

2016 MCE British Superbike Championship - Round 4

2016 HEL Performance British Motostar Championship

FREE PRACTICE - SECTOR ANALYSIS

SECTOR 1 = FL to I1, SECTOR 2 = I1 to I2, SECTOR 3 = I2 to FL, DIFF = Difference To Personal Best Lap

27 -	18.197	21.648	109.4	15.841	100.7	55.686	81.90	0.444	12:04:46.177
28 -	18.664	22.026	110.3	15.846	101.0	56.536	80.67	1.294	12:05:42.713
29 -	18.091	21.900	111.2	15.639	101.0	55.630 (3)	81.99	0.388	12:06:38.343
30 -	18.020	21.481	111.1	16.416	99.8	55.917	81.56	0.675	12:07:34.260

P10 52		Jorel BOERBOOM				Kalex KTM - FPW Racing			
IDEAL LAP TIME : 55.185		BEST LAP TIME : 55.305		DIFFERENCE : 0.120					
LAP	SECTOR 1	SECTOR 2	SECTOR 3	LAP TIME	MPH	DIFF	TIME OF DAY		
1 -	OUTLAP	26.265	107.5	18.682	101.9				11:31:17.282
2 -	21.576	23.539	112.9	17.303	102.9	1:02.418	73.07	7.113	11:32:19.700
3 -	19.202	22.632	113.9	16.364	103.4	58.198	78.37	2.893	11:33:17.898
4 -	18.720	23.047	110.9	16.762	103.8	58.529	77.92	3.224	11:34:16.427
5 -	18.860	22.942	114.7	16.175	103.2	57.977	78.67	2.672	11:35:14.404
6 -	18.630	22.656	113.1	15.809	103.7	57.095	79.88	1.790	11:36:11.499
7 -	18.463	22.634	113.3	16.444	102.1	57.541	79.26	2.236	11:37:09.040
8 -	18.756	21.973	114.5	16.052	104.3	56.781	80.32	1.476	11:38:05.821
9 -	19.467	23.067	112.9	20.926	30.7	1:03.460	71.87	8.155	11:39:09.281
10 -	OUTLAP	23.227	112.9	15.936	103.8	1:47.943	42.25	52.638	11:40:57.224
11 -	19.106	22.020	114.3	15.828	105.1	56.954	80.08	1.649	11:41:54.178
12 -	18.482	21.809	114.7	15.778	104.0	56.069	81.34	0.764	11:42:50.247
13 -	18.512	22.802	113.1	15.845	103.5	57.159	79.79	1.854	11:43:47.406
14 -	18.451	22.577	114.1	15.671	104.2	56.699	80.44	1.394	11:44:44.105
15 -	18.178	22.469	112.5	16.334	104.3	56.981	80.04	1.676	11:45:41.086
16 -	18.453	21.884	113.5	15.623	103.8	55.960	81.50	0.655	11:46:37.046
17 -	18.278	21.595	115.3	15.945	103.7	55.818	81.71	0.513	11:47:32.864
18 -	18.134	21.489	115.3	15.740	103.8	55.363 (2)	82.38	0.058	11:48:28.227
19 -	18.690	22.119	114.3	15.927	102.2	56.736	80.39	1.431	11:49:24.963
20 -	OUTLAP	23.820	112.9	16.375	102.7	9:26.516	8.05	8:31.211	11:58:51.479
21 -	18.533	22.288	113.9	15.877	103.2	56.698	80.44	1.393	11:59:48.177
22 -	18.463	21.979	113.7	16.007	103.4	56.449	80.80	1.144	12:00:44.626
23 -	18.399	21.728	115.3	15.825	104.3	55.952	81.51	0.647	12:01:40.578
24 -	18.499	21.889	114.3	15.828	104.5	56.216	81.13	0.911	12:02:36.794
25 -	18.769	21.888	114.9	16.114	103.5	56.771	80.34	1.466	12:03:33.565
26 -	18.336	21.866	113.5	15.797	104.8	55.999	81.44	0.694	12:04:29.564
27 -	18.891	22.391	113.3	15.869	104.6	57.151	79.80	1.846	12:05:26.715
28 -	18.099	21.609	114.5	15.597	104.2	55.305 (1)	82.47		12:06:22.020
29 -	18.211	21.614	113.9	15.739	103.8	55.564 (3)	82.08	0.259	12:07:17.584

P11 15		Eugene McMANUS				KTM - CD / IC Racing			
IDEAL LAP TIME : 55.386		BEST LAP TIME : 55.588		DIFFERENCE : 0.202					
LAP	SECTOR 1	SECTOR 2	SECTOR 3	LAP TIME	MPH	DIFF	TIME OF DAY		
1 -	OUTLAP	24.580	113.5	16.747	105.5				11:31:03.352
2 -	19.439	24.102	111.6	16.766	106.0	1:00.307	75.63	4.719	11:32:03.659
3 -	19.063	23.819	111.4	16.284	105.8	59.166	77.09	3.578	11:33:02.825
4 -	18.997	23.441	115.1	16.080	106.5	58.518	77.94	2.930	11:34:01.343
5 -	18.769	23.464	114.9	15.728	106.3	57.961	78.69	2.373	11:34:59.304
6 -	19.259	23.217	115.3	16.061	106.1	58.537	77.91	2.949	11:35:57.841
7 -	19.227	24.544	113.9	21.070	34.3	1:04.841	70.34	9.253	11:37:02.682
8 -	OUTLAP	23.605	115.1	16.127	106.3	2:34.815	29.46	1:39.227	11:39:37.497
9 -	18.580	22.563	115.5	15.847	106.8	56.990	80.03	1.402	11:40:34.487
10 -	18.458	22.553	115.9	15.824	106.5	56.835	80.25	1.247	11:41:31.322
11 -	18.298	22.606	115.1	15.694	106.5	56.598	80.58	1.010	11:42:27.920
12 -	18.438	23.358	116.5	15.956	107.2	57.752	78.97	2.164	11:43:25.672
13 -	18.107	22.284	115.3	15.803	106.6	56.194	81.16	0.606	11:44:21.866
14 -	18.214	22.643	115.1	15.510	106.8	56.367	80.91	0.779	11:45:18.233
15 -	18.548	23.152	116.1	15.716	106.8	57.416	79.43	1.828	11:46:15.649
16 -	18.200	22.152	115.7	15.503	107.0	55.855	81.65	0.267	11:47:11.504
17 -	18.067	22.054	115.3	15.572	107.2	55.693 (2)	81.89	0.105	11:48:07.197
18 -	18.468	23.167	107.2	20.145	33.4	1:01.780	73.82	6.192	11:49:08.977
19 -	OUTLAP	24.193	113.9	15.787	106.6	9:22.012	8.11	8:26.424	11:58:30.989
20 -	18.798	22.898	115.5	15.773	106.3	57.469	79.36	1.881	11:59:28.458
21 -	18.382	22.339	115.7	15.468	107.0	56.189	81.17	0.601	12:00:24.647
22 -	18.185	21.946	115.3	15.457	106.6	55.588 (1)	82.05		12:01:20.235

Weather / Track : Bright / Dry

Knockhill
Circuit Length = 1.2669 miles
Start: 11:30 Flag 12:07 End: 12:08

MCRCB BULLETIN TK017

2016 MCE British Superbike Championship - Round 4

2016 HEL Performance British Motostar Championship

FREE PRACTICE - SECTOR ANALYSIS

SECTOR 1 = FL to I1, SECTOR 2 = I1 to I2, SECTOR 3 = I2 to FL, DIFF = Difference To Personal Best Lap

23 -	18.296	22.301	115.9	15.743	106.1	56.340	80.95	0.752	12:02:16.575
24 -	18.408	22.405	115.7	15.532	106.5	56.345	80.94	0.757	12:03:12.920
25 -	18.440	22.349	115.5	15.399	106.8	56.188	81.17	0.600	12:04:09.108
26 -	18.528	22.181	115.7	15.435	107.3	56.144	81.23	0.556	12:05:05.252
27 -	18.256	22.313	115.9	15.465	106.8	56.034	81.39	0.446	12:06:01.286
28 -	18.087	22.122	115.5	15.664	107.0	55.873	81.63	0.285	12:06:57.159
29 -	18.041	22.108	116.1	15.569	107.5	55.718 (3)	81.86	0.130	12:07:52.877

P12	28	Lee HINDLE	KTM - JH Motorsport						
IDEAL LAP TIME : 55.513		BEST LAP TIME : 55.652		DIFFERENCE : 0.139					

LAP	SECTOR 1	SECTOR 2	SECTOR 3	LAP TIME	MPH	DIFF	TIME OF DAY
1 -	OUTLAP	25.483	99.7	23.778	27.3		11:34:22.728
2 -	OUTLAP	23.532	109.6	16.863	104.6	2:02.394	11:36:24.672
3 -	19.771	22.944	114.5	16.828	103.4	59.543	11:37:24.215
4 -	19.553	22.695	113.1	16.436	105.5	58.684	11:38:22.899
5 -	19.089	22.553	114.5	16.172	105.3	57.814	11:39:20.713
6 -	18.746	22.265	115.3	15.966	106.1	56.977	11:40:17.690
7 -	18.821	22.434	115.5	15.677	105.3	56.932	11:41:14.622
8 -	18.759	21.900	115.1	16.027	104.5	56.686	11:42:11.308
9 -	18.769	22.612	112.9	16.878	104.6	58.259	11:43:09.567
10 -	18.835	22.184	113.5	15.949	104.8	56.968	11:44:06.535
11 -	18.770	22.385	114.3	16.227	104.0	57.382	11:45:03.917
12 -	18.724	21.827	114.1	15.715	104.5	56.266	11:46:00.183
13 -	18.639	21.873	114.3	15.697	105.6	56.209	11:46:56.392
14 -	19.232	25.409	107.0	21.818	28.9	1:06.459	11:48:02.851
15 -	OUTLAP	22.698	114.9	16.333	104.8	11:50.840	11:59:53.691
16 -	18.539	21.877	113.5	15.700	104.6	56.116 (3)	12:00:49.807
17 -	18.335	21.527	114.3	15.790	103.8	55.652 (1)	12:01:45.459
18 -	18.432	21.888	114.3	15.943	104.5	56.263	12:02:41.722
19 -	18.707	22.693	114.1	15.790	105.3	57.190	12:03:38.912
20 -	18.419	21.741	114.9	15.651	104.6	55.811 (2)	12:04:34.723
21 -	19.192	32.818	107.0	16.487	104.2	1:08.497	12:05:43.220
22 -	18.614	23.563	96.1	17.039	105.1	59.216	12:06:42.436
23 -	18.552	22.349	112.7	20.031	33.3	1:00.932	12:07:43.368

P13	3 S	Mark CLAYTON	Honda NSF - SP125						
IDEAL LAP TIME : 55.618		BEST LAP TIME : 55.771		DIFFERENCE : 0.153					

LAP	SECTOR 1	SECTOR 2	SECTOR 3	LAP TIME	MPH	DIFF	TIME OF DAY
1 -	OUTLAP	24.461	107.2	16.479	97.6		11:31:07.617
2 -	19.767	23.518	106.0	16.376	98.6	59.661	11:32:07.278
3 -	19.809	23.199	107.0	16.333	99.2	59.341	11:33:06.619
4 -	19.325	22.826	109.6	16.148	98.9	58.299	11:34:04.918
5 -	18.977	22.616	108.5	15.977	98.8	57.570	11:35:02.488
6 -	19.025	22.365	108.9	16.663	93.7	58.053	11:36:00.541
7 -	19.322	22.503	108.4	16.389	96.9	58.214	11:36:58.755
8 -	19.137	22.273	108.5	16.065	98.9	57.475	11:37:56.230
9 -	18.947	22.274	107.2	16.064	98.5	57.285	11:38:53.515
10 -	18.619	22.258	107.7	16.068	98.8	56.945	11:39:50.460
11 -	18.871	22.625	107.3	16.183	98.1	57.679	11:40:48.139
12 -	18.649	22.221	107.7	15.974	98.2	56.844	11:41:44.983
13 -	18.589	23.213	98.5	16.189	98.5	57.991	11:42:42.974
14 -	18.569	22.033	108.2	16.020	98.3	56.622	11:43:39.596
15 -	20.245	26.631	96.9	22.577	26.9	1:09.453	11:44:49.049
16 -	OUTLAP	23.736	104.5	15.986	98.8	3:34.443	11:48:23.492
17 -	18.349	21.822	108.5	15.968	98.5	56.139	11:49:19.631
18 -		24.730	84.3	16.812	97.9	9:29.450	11:58:49.081
19 -	19.204	24.816	108.0	15.856	99.7	59.876	11:59:48.957
20 -	18.429	21.813	109.8	15.839	99.5	56.081	12:00:45.038
21 -	18.522	22.092	108.0	16.014	98.9	56.628	12:01:41.666
22 -	18.445	22.947	109.8	15.886	99.4	57.278	12:02:38.944
23 -	18.324	21.593	110.5	15.854	99.7	55.771 (1)	12:03:34.715
24 -	18.186	21.719	109.6	15.895	99.5	55.800 (2)	12:04:30.515
25 -	18.234	22.645	109.8	15.963	99.2	56.842	12:05:27.357

Weather / Track : Bright / Dry

Knockhill
Circuit Length = 1.2669 miles
Start: 11:30 Flag 12:07 End: 12:08

MCRCB BULLETIN TK017

2016 MCE British Superbike Championship - Round 4

2016 HEL Performance British Motostar Championship

FREE PRACTICE - SECTOR ANALYSIS

SECTOR 1 = FL to I1, SECTOR 2 = I1 to I2, SECTOR 3 = I2 to FL, DIFF = Difference To Personal Best Lap

26 -	18.319	21.728	109.8	15.890	99.5	55.937 (3)	81.54	0.166	12:06:23.294
27 -	18.903	23.589	103.8	16.004	98.8	58.496	77.97	2.725	12:07:21.790

P14 23		Sam LLEWELLYN				Honda - Mammoth Motorsport			
IDEAL LAP TIME : 55.750		BEST LAP TIME : 55.818		DIFFERENCE : 0.068					
LAP	SECTOR 1	SECTOR 2	SECTOR 3	LAP TIME	MPH	DIFF	TIME OF DAY		
1 -	OUTLAP	26.615	109.6	17.989	98.8		11:31:20.198		
2 -	20.135	24.360	110.7	17.960	101.3	1:02.455	73.03	6.637	11:32:22.653
3 -	19.293	23.703	110.1	17.031	100.9	1:00.027	75.98	4.209	11:33:22.680
4 -	19.829	23.322	110.7	16.851	101.5	1:00.002	76.01	4.184	11:34:22.682
5 -	19.766	23.510	110.5	17.108	98.8	1:00.384	75.53	4.566	11:35:23.066
6 -	19.367	23.242	110.7	16.729	99.8	59.338	76.86	3.520	11:36:22.404
7 -	19.043	22.767	110.7	16.433	100.9	58.243	78.31	2.425	11:37:20.647
8 -	19.303	22.805	111.1	16.324	100.6	58.432	78.05	2.614	11:38:19.079
9 -	19.012	22.649	110.1	19.089	38.4	1:00.750	75.08	4.932	11:39:19.829
10 -	OUTLAP	23.247	110.1	16.485	101.5	2:07.278	35.83	1:11.460	11:41:27.107
11 -	19.644	23.148	110.3	16.627	101.6	59.419	76.76	3.601	11:42:26.526
12 -	19.602	23.033	109.4	16.089	100.1	58.724	77.67	2.906	11:43:25.250
13 -	18.803	22.450	110.3	16.258	100.4	57.511	79.30	1.693	11:44:22.761
14 -	18.954	23.070	110.1	16.007	101.3	58.031	78.59	2.213	11:45:20.792
15 -	18.446	22.037	110.0	15.844	101.5	56.327	80.97	0.509	11:46:17.119
16 -	18.663	22.033	110.1	16.089	100.7	56.785	80.32	0.967	11:47:13.904
17 -	18.469	22.156	109.6	16.260	100.7	56.885	80.18	1.067	11:48:10.789
18 -	18.815	23.578	105.8	16.656	99.2	59.049	77.24	3.231	11:49:09.838
19 -	OUTLAP	22.994	109.8	16.321	99.4	9:28.087	8.02	8:32.269	11:58:37.925
20 -	18.942	22.353	110.9	15.983	100.3	57.278	79.63	1.460	11:59:35.203
21 -	18.587	28.970	73.8	18.083	100.0	1:05.640	69.48	9.822	12:00:40.843
22 -	18.703	22.053	110.1	15.842	100.7	56.598	80.58	0.780	12:01:37.441
23 -	18.357	21.859	111.1	15.872	100.9	56.088 (3)	81.32	0.270	12:02:33.529
24 -	19.226	22.245	110.3	15.988	100.9	57.459	79.38	1.641	12:03:30.988
25 -	18.524	22.400	109.2	16.016	100.3	56.940	80.10	1.122	12:04:27.928
26 -	18.634	21.996	110.0	15.865	100.0	56.495	80.73	0.677	12:05:24.423
27 -	18.479	21.878	110.3	15.720	100.4	56.077 (2)	81.33	0.259	12:06:20.500
28 -	18.308	21.722	110.1	15.788	101.3	55.818 (1)	81.71		12:07:16.318
29 -	18.770	22.106	110.0	16.006	101.2	56.882	80.18	1.064	12:08:13.200

P15 34 S		Liam DELVES				Honda NSF - Crucials Sauce / Banks Racing			
IDEAL LAP TIME : 55.749		BEST LAP TIME : 55.882		DIFFERENCE : 0.133					
LAP	SECTOR 1	SECTOR 2	SECTOR 3	LAP TIME	MPH	DIFF	TIME OF DAY		
1 -		24.668	102.9	17.089	96.4		11:32:15.999		
2 -	19.385	23.451	105.6	16.683	96.8	59.519	76.63	3.637	11:33:15.518
3 -	20.030	23.516	107.8	17.041	96.8	1:00.587	75.28	4.705	11:34:16.105
4 -	19.560	23.153	107.2	16.597	97.3	59.310	76.90	3.428	11:35:15.415
5 -	18.972	23.423	108.0	16.357	97.9	58.752	77.63	2.870	11:36:14.167
6 -	18.884	22.946	108.2	16.308	96.9	58.138	78.45	2.256	11:37:12.305
7 -	18.997	23.018	109.1	16.301	97.9	58.316	78.21	2.434	11:38:10.621
8 -	18.741	23.071	106.6	16.149	98.3	57.961	78.69	2.079	11:39:08.582
9 -	18.786	22.903	107.3	16.309	96.2	57.998	78.64	2.116	11:40:06.580
10 -	19.060	22.341	108.0	15.982	96.9	57.383	79.48	1.501	11:41:03.963
11 -	18.317	22.209	106.1	16.051	97.2	56.577	80.61	0.695	11:42:00.540
12 -	18.368	22.138	107.0	20.724	31.5	1:01.230	74.49	5.348	11:43:01.770
13 -		24.141	95.8	16.819	95.8	3:49.255	19.89	2:53.373	11:46:51.025
14 -	18.647	23.635	106.6	16.353	97.8	58.635	77.78	2.753	11:47:49.660
15 -	18.886	24.028	105.6	16.124	97.3	59.038	77.25	3.156	11:48:48.698
16 -		23.164	101.9	16.770	95.5	10:53.418	6.98	9:57.536	11:59:42.116
17 -	18.763	22.923	105.1	16.273	96.0	57.959	78.69	2.077	12:00:40.075
18 -	18.424	22.014	107.3	15.933	96.8	56.371	80.91	0.489	12:01:36.446
19 -	18.220	21.798	109.4	16.245	96.0	56.263	81.06	0.381	12:02:32.709
20 -	18.305	21.744	108.2	15.833	97.1	55.882 (1)	81.62		12:03:28.591
21 -	18.195	21.973	106.6	15.858	97.1	56.026 (2)	81.41	0.144	12:04:24.617
22 -	18.281	21.961	106.5	16.042	96.6	56.284	81.03	0.402	12:05:20.901
23 -	18.172	21.910	107.5	16.127	96.2	56.209	81.14	0.327	12:06:17.110
24 -	18.219	21.884	106.8	16.093	96.5	56.196 (3)	81.16	0.314	12:07:13.306

Weather / Track : Bright / Dry

Knockhill
Circuit Length = 1.2669 miles
Start: 11:30 Flag 12:07 End: 12:08

MCRCB BULLETIN TK017

2016 MCE British Superbike Championship - Round 4

2016 HEL Performance British Motostar Championship

FREE PRACTICE - SECTOR ANALYSIS

SECTOR 1 = FL to I1, SECTOR 2 = I1 to I2, SECTOR 3 = I2 to FL, DIFF = Difference To Personal Best Lap
 25 - 18.293 22.295 105.1 16.039 96.4 56.627 80.54 0.745 12:08:09.933

P16 11 S Dan JONES		Honda NSF - Jones Brothers Racing						
IDEAL LAP TIME : 55.817		BEST LAP TIME : 55.978		DIFFERENCE : 0.161				
LAP	SECTOR 1	SECTOR 2	SECTOR 3	LAP TIME	MPH	DIFF	TIME OF DAY	
1 -	OUTLAP	26.312	106.3	18.744	99.1		11:31:17.511	
2 -	22.004	23.950	108.2	16.912	99.1	1:02.866	11:32:20.377	
3 -	20.481	23.597	109.4	16.953	99.7	1:01.031	11:33:21.408	
4 -	19.997	23.409	108.5	16.637	99.8	1:00.043	11:34:21.451	
5 -	19.268	23.443	109.6	16.465	99.4	59.176	11:35:20.627	
6 -	19.858	23.129	110.1	16.485	100.3	59.472	11:36:20.099	
7 -	18.988	22.710	109.6	16.236	99.8	57.934	11:37:18.033	
8 -	18.731	22.495	110.7	16.195	100.1	57.421	11:38:15.454	
9 -	18.731	22.612	109.6	16.307	99.4	57.650	11:39:13.104	
10 -	18.918	22.266	110.0	16.341	98.9	57.525	11:40:10.629	
11 -	18.967	22.311	111.6	16.178	100.4	57.456	11:41:08.085	
12 -	18.882	22.317	109.6	16.198	99.5	57.397	11:42:05.482	
13 -	18.721	22.595	107.3	22.667	28.6	1:03.983	11:43:09.465	
14 -	OUTLAP	22.870	108.7	16.352	100.6	3:40.651	11:46:50.116	
15 -	19.152	23.302	108.9	15.930	100.3	58.384	11:47:48.500	
16 -	18.842	22.291	108.2	16.307	99.4	57.440	11:48:45.940	
17 -	18.891	22.334	110.0	16.473	98.6	57.698	11:49:43.638	
18 -	OUTLAP	23.721	106.8	16.645	98.9	9:04.615	11:58:48.253	
19 -	19.419	22.522	108.7	16.205	99.5	58.146	11:59:46.399	
20 -	18.942	22.163	109.2	16.065	99.4	57.170	12:00:43.569	
21 -	18.638	22.030	110.7	15.978	100.4	56.646 (3)	12:01:40.215	
22 -	18.422	21.978	110.7	15.931	100.0	56.331 (2)	12:02:36.546	
23 -	18.590	21.932	110.5	16.965	100.0	57.487	12:03:34.033	
24 -	18.429	22.214	110.3	16.036	101.6	56.679	12:04:30.712	
25 -	18.318	22.452	111.6	16.097	100.4	56.867	12:05:27.579	
26 -	18.384	21.660	111.8	15.934	101.6	55.978 (1)	12:06:23.557	
27 -	18.759	22.393	110.5	15.839	100.3	56.991	12:07:20.548	

P17 98 Tomas de VRIES		Honda - DAT Racing						
IDEAL LAP TIME : 56.040		BEST LAP TIME : 56.156		DIFFERENCE : 0.116				
LAP	SECTOR 1	SECTOR 2	SECTOR 3	LAP TIME	MPH	DIFF	TIME OF DAY	
1 -	OUTLAP	25.617	108.5	17.485	100.0		11:31:12.294	
2 -	20.263	23.684	110.7	16.253	100.6	1:00.200	11:32:12.494	
3 -	19.508	24.301	110.5	16.504	99.7	1:00.313	11:33:12.807	
4 -	20.266	23.342	110.7	16.292	100.3	59.900	11:34:12.707	
5 -	19.263	22.979	110.5	16.190	100.4	58.432	11:35:11.139	
6 -	19.034	22.553	111.8	16.344	101.9	57.931	11:36:09.070	
7 -	19.782	22.830	110.3	16.252	100.3	58.864	11:37:07.934	
8 -	18.979	22.457	109.1	16.245	101.9	57.681	11:38:05.615	
9 -	18.984	23.107	110.0	16.112	100.6	58.203	11:39:03.818	
10 -	18.956	22.573	109.1	16.449	98.8	57.978	11:40:01.796	
11 -	18.709	22.082	110.7	15.997	100.9	56.788	11:40:58.584	
12 -	18.604	22.073	111.2	15.904	101.3	56.581	11:41:55.165	
13 -	18.456	22.140	109.1	15.876	101.3	56.472 (3)	11:42:51.637	
14 -	18.609	22.279	111.4	15.911	100.1	56.799	11:43:48.436	
15 -	18.494	22.530	110.5	15.984	101.2	57.008	11:44:45.444	
16 -	18.441	22.698	104.2	20.662	29.7	1:01.801	11:45:47.245	
17 -	OUTLAP	24.937	105.6	16.638	97.6	12:45.088	11:58:32.333	
18 -	19.192	22.839	110.1	16.056	98.5	58.087	11:59:30.420	
19 -	19.141	23.535	109.2	16.044	100.0	58.720	12:00:29.140	
20 -	18.646	22.307	109.8	16.010	100.3	56.963	12:01:26.103	
21 -	18.543	22.435	110.1	16.001	100.9	56.979	12:02:23.082	
22 -	18.501	22.251	110.7	15.951	98.9	56.703	12:03:19.785	
23 -	19.072	24.025	108.9	16.077	100.4	59.174	12:04:18.959	
24 -	18.579	22.346	110.0	16.047	101.3	56.972	12:05:15.931	
25 -	18.421	21.886	110.5	15.849	101.2	56.156 (1)	12:06:12.087	
26 -	18.305	21.989	110.0	15.921	101.0	56.215 (2)	12:07:08.302	
27 -	18.493	22.138	110.5	16.057	100.1	56.688	12:08:04.990	

Weather / Track : Bright / Dry

Knockhill
 Circuit Length = 1.2669 miles
 Start: 11:30 Flag 12:07 End: 12:08

MCRCB BULLETIN TK017

2016 MCE British Superbike Championship - Round 4

2016 HEL Performance British Motostar Championship

FREE PRACTICE - SECTOR ANALYSIS

SECTOR 1 = FL to I1, SECTOR 2 = I1 to I2, SECTOR 3 = I2 to FL, DIFF = Difference To Personal Best Lap

P18 99		Stephen CAMPBELL				Honda - Campbell Racing			
IDEAL LAP TIME : 56.025		BEST LAP TIME : 56.200		DIFFERENCE : 0.175					
LAP	SECTOR 1	SECTOR 2		SECTOR 3		LAP TIME	MPH	DIFF	TIME OF DAY
1 -		26.096	106.6	18.362	96.8				11:31:14.648
2 -	21.645	23.812	108.9	17.008	99.7	1:02.465	73.01	6.265	11:32:17.113
3 -	19.513	23.193	109.8	16.624	99.2	59.330	76.87	3.130	11:33:16.443
4 -	19.373	23.332	110.1	16.494	98.8	59.199	77.04	2.999	11:34:15.642
5 -	19.385	22.840	109.6	16.867	100.1	59.092	77.18	2.892	11:35:14.734
6 -	19.232	23.186	110.3	15.998	99.5	58.416	78.07	2.216	11:36:13.150
7 -	18.770	22.837	109.6	16.354	97.6	57.961	78.69	1.761	11:37:11.111
8 -	18.990	22.811	110.0	15.962	100.7	57.763	78.96	1.563	11:38:08.874
9 -	19.146	23.053	108.9	16.172	98.9	58.371	78.14	2.171	11:39:07.245
10 -	18.595	22.687	108.0	16.516	97.5	57.798	78.91	1.598	11:40:05.043
11 -	18.939	22.479	108.9	20.680	30.0	1:02.098	73.45	5.898	11:41:07.141
12 -		23.576	106.3	16.911	98.6	4:39.397	16.32	3:43.197	11:45:46.538
13 -	20.083	22.944	108.0	16.824	99.4	59.851	76.20	3.651	11:46:46.389
14 -	18.960	23.074	108.5	16.315	99.7	58.349	78.16	2.149	11:47:44.738
15 -	18.773	22.286	108.0	16.216	99.2	57.275	79.63	1.075	11:48:42.013
16 -	18.656	22.380	107.8	16.304	98.1	57.340	79.54	1.140	11:49:39.353
17 -		24.664	107.8	17.075	97.5	8:48.556	8.62	7:52.356	11:58:27.909
18 -	19.425	22.776	108.0	16.389	98.5	58.590	77.84	2.390	11:59:26.499
19 -	19.155	22.474	107.8	16.272	98.5	57.901	78.77	1.701	12:00:24.400
20 -	18.854	22.117	108.5	15.962	99.4	56.933	80.11	0.733	12:01:21.333
21 -	18.567	22.275	108.5	15.910	99.1	56.752	80.36	0.552	12:02:18.085
22 -	18.454	22.111	107.8	15.929	99.4	56.494 (3)	80.73	0.294	12:03:14.579
23 -	18.354	21.871	108.7	15.975	99.4	56.200 (1)	81.15		12:04:10.779
24 -	18.377	22.291	109.1	15.832	99.5	56.500	80.72	0.300	12:05:07.279
25 -	18.354	22.207	108.7	15.869	99.2	56.430 (2)	80.82	0.230	12:06:03.709
26 -	18.476	22.277	108.5	15.992	99.4	56.745	80.37	0.545	12:07:00.454
27 -	18.322	22.368	107.8	15.929	99.5	56.619	80.55	0.419	12:07:57.073

P19 27		Josh HODGE				KTM - Road and Race Performance			
IDEAL LAP TIME : 56.105		BEST LAP TIME : 56.211		DIFFERENCE : 0.106					
LAP	SECTOR 1	SECTOR 2		SECTOR 3		LAP TIME	MPH	DIFF	TIME OF DAY
1 -	OUTLAP	24.873	108.2	17.173	100.7				11:32:27.009
2 -	19.897	23.026	110.5	16.715	102.2	59.638	76.47	3.427	11:33:26.647
3 -	20.041	23.329	110.9	16.423	102.7	59.793	76.28	3.582	11:34:26.440
4 -	19.616	22.721	112.2	16.332	101.6	58.669	77.74	2.458	11:35:25.109
5 -	19.516	23.041	110.9	16.295	102.1	58.852	77.50	2.641	11:36:23.961
6 -	19.347	22.962	112.2	16.283	101.9	58.592	77.84	2.381	11:37:22.553
7 -	19.416	22.716	111.8	16.143	102.7	58.275	78.26	2.064	11:38:20.828
8 -	19.296	22.950	111.8	16.246	101.3	58.492	77.97	2.281	11:39:19.320
9 -	19.273	22.534	111.2	16.095	101.3	57.902	78.77	1.691	11:40:17.222
10 -	19.110	22.577	111.6	19.862	38.1	1:01.549	74.10	5.338	11:41:18.771
11 -	OUTLAP	22.553	110.9	16.134	101.5	2:24.995	31.45	1:28.784	11:43:43.766
12 -	18.948	22.298	110.5	15.852	101.6	57.098	79.88	0.887	11:44:40.864
13 -	19.088	22.426	112.0	15.964	102.7	57.478	79.35	1.267	11:45:38.342
14 -	18.777	22.164	111.4	15.752	101.8	56.693	80.45	0.482	11:46:35.035
15 -	18.673	22.328	110.9	15.743	102.4	56.744	80.38	0.533	11:47:31.779
16 -	18.516	21.947	112.5	15.748	102.4	56.211 (1)	81.14		11:48:27.990
17 -	18.727	22.120	111.8	16.275	100.0	57.122	79.84	0.911	11:49:25.112
18 -	OUTLAP	22.884	110.3	15.965	101.6	8:51.018	8.58	7:54.807	11:58:16.130
19 -	18.856	22.207	113.3	15.656	103.2	56.719	80.41	0.508	11:59:12.849
20 -	19.174	22.482	110.0	15.782	101.8	57.438	79.40	1.227	12:00:10.287
21 -	19.206	22.284	110.5	15.834	101.5	57.324	79.56	1.113	12:01:07.611
22 -	18.578	22.288	112.0	15.752	101.5	56.618 (3)	80.55	0.407	12:02:04.229
23 -	18.591	22.496	112.0	15.838	101.5	56.925	80.12	0.714	12:03:01.154
24 -	18.660	22.239	111.1	15.719	101.6	56.618 (3)	80.55	0.407	12:03:57.772
25 -	18.529	22.219	111.6	15.726	102.1	56.474 (2)	80.76	0.263	12:04:54.246
26 -	18.622	22.431	111.4	15.695	101.3	56.748	80.37	0.537	12:05:50.994
27 -	18.649	22.437	110.0	15.642	102.1	56.728	80.40	0.517	12:06:47.722
28 -	19.555	23.071	110.0	15.769	101.9	58.395	78.10	2.184	12:07:46.117

Knockhill
 Circuit Length = 1.2669 miles
 Start: 11:30 Flag 12:07 End: 12:08

Weather / Track : Bright / Dry

MCRCB BULLETIN TK017

2016 MCE British Superbike Championship - Round 4

2016 HEL Performance British Motostar Championship

FREE PRACTICE - SECTOR ANALYSIS

SECTOR 1 = FL to I1, SECTOR 2 = I1 to I2, SECTOR 3 = I2 to FL, DIFF = Difference To Personal Best Lap

P20 72 S		Cameron HORSMAN				Honda NSF - FAB-Racing			
IDEAL LAP TIME : 56.017		BEST LAP TIME : 56.266		DIFFERENCE : 0.249					
LAP	SECTOR 1	SECTOR 2		SECTOR 3		LAP TIME	MPH	DIFF	TIME OF DAY
1 -		25.345	105.1	17.614	97.2				11:31:08.655
2 -	20.154	23.540	107.0	16.933	96.1	1:00.627	75.23	4.361	11:32:09.282
3 -	19.385	23.035	108.0	16.398	97.3	58.818	77.54	2.552	11:33:08.100
4 -	19.607	23.028	107.2	16.211	97.5	58.846	77.50	2.580	11:34:06.946
5 -	19.236	23.027	106.5	16.230	97.8	58.493	77.97	2.227	11:35:05.439
6 -	18.979	22.759	107.8	16.168	98.3	57.906	78.76	1.640	11:36:03.345
7 -	18.796	22.412	108.9	16.145	97.3	57.353	79.52	1.087	11:37:00.698
8 -	30.113	23.003	108.9	16.072	98.6	1:09.188	65.92	12.922	11:38:09.886
9 -	18.860	23.413	107.3	16.216	98.8	58.489	77.98	2.223	11:39:08.375
10 -	19.129	23.207	107.8	16.447	99.7	58.783	77.59	2.517	11:40:07.158
11 -	19.072	22.709	107.5	16.119	97.9	57.900	78.77	1.634	11:41:05.058
12 -	18.735	22.431	106.6	16.040	97.2	57.206	79.73	0.940	11:42:02.264
13 -	18.920	22.306	107.2	15.818	97.5	57.044	79.95	0.778	11:42:59.308
14 -	18.663	22.182	107.2	15.862	97.9	56.707	80.43	0.441	11:43:56.015
15 -	18.623	22.135	108.2	16.203	97.8	56.961	80.07	0.695	11:44:52.976
16 -	18.341	22.358	109.1	15.723	98.6	56.422 (2)	80.83	0.156	11:45:49.398
17 -	18.612	22.357	107.8	16.241	98.2	57.210	79.72	0.944	11:46:46.608
18 -	18.826	22.935	107.3	15.890	97.5	57.651	79.11	1.385	11:47:44.259
19 -	18.719	22.382	106.3	15.952	97.6	57.053	79.94	0.787	11:48:41.312
20 -	18.667	22.169	107.5	15.838	97.6	56.674	80.47	0.408	11:49:37.986
21 -		25.307	102.1	17.418	96.0	8:33.981	8.87	7:37.715	11:58:11.967
22 -	20.276	22.991	107.2	16.168	97.2	59.435	76.74	3.169	11:59:11.402
23 -	18.916	22.464	107.2	16.321	94.9	57.701	79.04	1.435	12:00:09.103
24 -	20.968	23.202	107.3	16.026	97.2	1:00.196	75.77	3.930	12:01:09.299
25 -	18.698	22.219	108.5	15.922	97.2	56.839	80.24	0.573	12:02:06.138
26 -	18.618	22.270	108.0	15.808	97.6	56.696	80.44	0.430	12:03:02.834
27 -	18.491	22.258	107.3	15.764	97.6	56.513	80.70	0.247	12:03:59.347
28 -	18.478	22.165	107.8	15.854	97.8	56.497 (3)	80.73	0.231	12:04:55.844
29 -	18.583	22.135	107.8	15.883	98.3	56.601	80.58	0.335	12:05:52.445
30 -	18.900	22.203	107.7	15.843	97.6	56.946	80.09	0.680	12:06:49.391
31 -	18.590	22.004	107.5	15.672	97.3	56.266 (1)	81.06		12:07:45.657

P21 7 S		TJ TOMS				Honda NSF - Wilson Racing			
IDEAL LAP TIME : 56.157		BEST LAP TIME : 56.308		DIFFERENCE : 0.151					
LAP	SECTOR 1	SECTOR 2		SECTOR 3		LAP TIME	MPH	DIFF	TIME OF DAY
1 -	OUTLAP	24.065	108.0	16.888	98.2				11:32:14.182
2 -	19.150	23.160	110.3	16.611	99.4	58.921	77.41	2.613	11:33:13.103
3 -	19.608	23.041	108.7	16.347	99.5	58.996	77.31	2.688	11:34:12.099
4 -	19.237	22.963	109.1	16.290	98.2	58.490	77.98	2.182	11:35:10.589
5 -	19.130	22.877	108.9	16.240	99.8	58.247	78.30	1.939	11:36:08.836
6 -	19.274	22.811	108.5	16.221	98.3	58.306	78.22	1.998	11:37:07.142
7 -	19.373	22.703	108.9	16.295	99.4	58.371	78.14	2.063	11:38:05.513
8 -	19.250	23.328	110.5	16.219	99.2	58.797	77.57	2.489	11:39:04.310
9 -	18.943	22.523	110.5	16.207	100.6	57.673	79.08	1.365	11:40:01.983
10 -	18.856	22.590	110.1	15.945	99.5	57.391	79.47	1.083	11:40:59.374
11 -	19.248	23.616	103.0	20.445	40.8	1:03.309	72.04	7.001	11:42:02.683
12 -	OUTLAP	22.518	109.1	16.327	98.5	1:51.619	40.86	55.311	11:43:54.302
13 -	18.928	22.651	108.9	16.029	99.8	57.608	79.17	1.300	11:44:51.910
14 -	18.744	22.521	109.8	15.798	99.1	57.063	79.93	0.755	11:45:48.973
15 -	18.737	22.259	109.6	15.747	101.8	56.743	80.38	0.435	11:46:45.716
16 -	18.725	22.093	108.7	15.929	98.8	56.747	80.37	0.439	11:47:42.463
17 -	18.623	22.258	108.2	16.044	99.2	56.925	80.12	0.617	11:48:39.388
18 -	18.721	22.484	108.4	16.226	98.2	57.431	79.41	1.123	11:49:36.819
19 -		22.623	110.9	16.263	98.9	9:42.804	7.82	8:46.496	11:59:19.623
20 -	18.760	22.375	108.9	15.938	98.5	57.073	79.91	0.765	12:00:16.696
21 -	18.650	22.636	109.4	16.185	98.9	57.471	79.36	1.163	12:01:14.167
22 -	18.642	22.170	110.1	16.029	98.8	56.841	80.24	0.533	12:02:11.008
23 -	18.773	22.183	110.1	15.859	100.0	56.815	80.28	0.507	12:03:07.823
24 -	18.740	22.463	109.1	16.083	99.4	57.286	79.62	0.978	12:04:05.109

Weather / Track : Bright / Dry

Knockhill
Circuit Length = 1.2669 miles
Start: 11:30 Flag 12:07 End: 12:08

MCRCB BULLETIN TK017

2016 MCE British Superbike Championship - Round 4

2016 HEL Performance British Motostar Championship

FREE PRACTICE - SECTOR ANALYSIS

SECTOR 1 = FL to I1, SECTOR 2 = I1 to I2, SECTOR 3 = I2 to FL, DIFF = Difference To Personal Best Lap

25 -	18.765	22.334	109.6	15.940	100.0	57.039	79.96	0.731	12:05:02.148
26 -	18.576	22.130	110.0	15.849	99.8	56.555 (3)	80.64	0.247	12:05:58.703
27 -	18.457	22.047	109.8	15.852	100.3	56.356 (2)	80.93	0.048	12:06:55.059
28 -	18.426	21.984	110.1	15.898	100.4	56.308 (1)	81.00		12:07:51.367

P22 30 Max COOK		Repli-Cast - Repli-Cast UK Racing							
IDEAL LAP TIME : 56.106		BEST LAP TIME : 56.364		DIFFERENCE : 0.258					
LAP	SECTOR 1	SECTOR 2		SECTOR 3		LAP TIME	MPH	DIFF	TIME OF DAY
1 -	OUTLAP	27.254	95.3	18.931	100.4				11:31:15.146
2 -	22.026	24.643	109.6	17.677	99.7	1:04.346	70.88	7.982	11:32:19.492
3 -	21.135	23.640	110.7	17.430	101.9	1:02.205	73.32	5.841	11:33:21.697
4 -	20.349	23.354	110.9	16.771	100.6	1:00.474	75.42	4.110	11:34:22.171
5 -	19.950	23.236	110.7	16.365	101.8	59.551	76.59	3.187	11:35:21.722
6 -	20.024	23.294	111.2	16.303	101.6	59.621	76.50	3.257	11:36:21.343
7 -	19.485	23.011	110.5	16.006	101.6	58.502	77.96	2.138	11:37:19.845
8 -	19.300	22.799	112.5	15.987	101.6	58.086	78.52	1.722	11:38:17.931
9 -	19.302	22.647	110.5	15.977	99.8	57.926	78.74	1.562	11:39:15.857
10 -	19.177	22.580	110.7	15.758	100.9	57.515	79.30	1.151	11:40:13.372
11 -	19.371	22.645	111.1	16.079	101.2	58.095	78.51	1.731	11:41:11.467
12 -	19.208	22.893	110.1	16.223	100.4	58.324	78.20	1.960	11:42:09.791
13 -	19.069	22.840	110.9	15.817	100.3	57.726	79.01	1.362	11:43:07.517
14 -	18.956	22.686	110.3	15.748	100.6	57.390	79.47	1.026	11:44:04.907
15 -	19.081	23.064	109.8	22.378	25.6	1:04.523	70.68	8.159	11:45:09.430
16 -	OUTLAP	23.119	110.1	16.110	101.3	2:18.196	33.00	1:21.832	11:47:27.626
17 -	19.003	22.378	110.3	16.498	100.9	57.879	78.80	1.515	11:48:25.505
18 -	18.755	22.507	110.3	16.574	97.9	57.836	78.86	1.472	11:49:23.341
19 -	OUTLAP	23.396	110.9	16.184	100.9	9:49.336	7.73	8:52.972	11:59:12.677
20 -	19.159	22.774	111.1	15.931	101.2	57.864	78.82	1.500	12:00:10.541
21 -	20.171	22.976	112.5	16.037	99.8	59.184	77.06	2.820	12:01:09.725
22 -	18.932	22.341	112.5	15.746	102.6	57.019	79.99	0.655	12:02:06.744
23 -	18.833	22.294	112.5	15.659	102.6	56.786	80.32	0.422	12:03:03.530
24 -	18.726	22.355	111.8	15.539	102.1	56.620	80.55	0.256	12:04:00.150
25 -	18.696	22.160	112.2	15.606	102.6	56.462 (2)	80.78	0.098	12:04:56.612
26 -	18.419	22.148	111.4	15.797	101.8	56.364 (1)	80.92		12:05:52.976
27 -	18.677	22.682	111.1	15.547	101.8	56.906	80.15	0.542	12:06:49.882
28 -	18.570	22.370	111.8	15.660	102.7	56.600 (3)	80.58	0.236	12:07:46.482

P23 20 Joel MARKLUND		Honda - Marklund Solutions / SP125							
IDEAL LAP TIME : 55.923		BEST LAP TIME : 56.414		DIFFERENCE : 0.491					
LAP	SECTOR 1	SECTOR 2		SECTOR 3		LAP TIME	MPH	DIFF	TIME OF DAY
1 -	OUTLAP	26.230	110.7	17.270	100.7				11:31:13.233
2 -	21.198	24.466	107.3	16.717	101.8	1:02.381	73.11	5.967	11:32:15.614
3 -	19.527	23.509	112.0	16.380	102.2	59.416	76.76	3.002	11:33:15.030
4 -	20.181	23.506	112.4	16.491	102.4	1:00.178	75.79	3.764	11:34:15.208
5 -	19.561	23.186	113.3	16.570	103.0	59.317	76.89	2.903	11:35:14.525
6 -	19.386	22.970	112.4	16.498	102.9	58.854	77.49	2.440	11:36:13.379
7 -	19.453	22.930	111.1	16.077	102.2	58.460	78.02	2.046	11:37:11.839
8 -	19.351	22.770	112.5	16.207	103.5	58.328	78.19	1.914	11:38:10.167
9 -	19.028	22.894	111.6	15.807	102.6	57.729	79.00	1.315	11:39:07.896
10 -	18.769	22.129	112.5	16.029	101.2	56.927	80.12	0.513	11:40:04.823
11 -	18.683	21.973	111.4	15.866	102.6	56.522 (2)	80.69	0.108	11:41:01.345
12 -	18.535	22.249	112.2	15.861	101.6	56.645	80.52	0.231	11:41:57.990
13 -	18.868	21.882	112.7	16.028	101.9	56.778	80.33	0.364	11:42:54.768
14 -	18.864	22.108	110.1	30.535	23.0	1:11.507	63.78	15.093	11:44:06.275
15 -	OUTLAP	22.961	110.7	16.499	101.2	15:53.266	4.78	14:56.852	11:59:59.541
16 -	19.192	22.290	111.2	16.129	101.3	57.611	79.17	1.197	12:00:57.152
17 -	18.737	22.021	111.4	16.036	101.8	56.794	80.30	0.380	12:01:53.946
18 -	18.549	22.105	111.6	15.916	101.8	56.570	80.62	0.156	12:02:50.516
19 -	18.508	22.234	112.4	15.793	102.1	56.535	80.67	0.121	12:03:47.051
20 -	18.478	21.933	112.5	16.120	100.0	56.531 (3)	80.68	0.117	12:04:43.582
21 -	18.348	22.571	112.0	16.010	102.7	56.929	80.11	0.515	12:05:40.511
22 -	18.963	21.893	112.7	15.721	102.1	56.577	80.61	0.163	12:06:37.088
23 -	18.344	21.858	112.7	16.212	101.2	56.414 (1)	80.85		12:07:33.502

Weather / Track : Bright / Dry

Knockhill
Circuit Length = 1.2669 miles
Start: 11:30 Flag 12:07 End: 12:08

MCRCB BULLETIN TK017

2016 MCE British Superbike Championship - Round 4

2016 HEL Performance British Motostar Championship

FREE PRACTICE - SECTOR ANALYSIS

SECTOR 1 = FL to I1, SECTOR 2 = I1 to I2, SECTOR 3 = I2 to FL, DIFF = Difference To Personal Best Lap

P24 25 S Thomas STRUDWICK				Honda NSF - Case Moto3					
IDEAL LAP TIME : 56.297		BEST LAP TIME : 56.440		DIFFERENCE : 0.143					
LAP	SECTOR 1	SECTOR 2	SECTOR 3	LAP TIME	MPH	DIFF	TIME OF DAY		
1 -	OUTLAP	25.865	108.2	17.896	99.5				11:31:12.118
2 -	21.595	24.034	109.6	16.717	100.3	1:02.346	73.15	5.906	11:32:14.464
3 -	19.507	23.359	110.7	16.885	100.6	59.751	76.33	3.311	11:33:14.215
4 -	20.026	23.844	109.4	16.368	100.9	1:00.238	75.71	3.798	11:34:14.453
5 -	19.559	23.273	109.8	16.090	100.7	58.922	77.40	2.482	11:35:13.375
6 -	19.442	23.356	108.7	16.117	100.1	58.915	77.41	2.475	11:36:12.290
7 -	19.244	22.770	111.1	16.007	100.1	58.021	78.61	1.581	11:37:10.311
8 -	18.954	23.442	106.6	16.592	100.3	58.988	77.32	2.548	11:38:09.299
9 -	19.228	24.186	89.1	22.405	29.3	1:05.819	69.29	9.379	11:39:15.118
10 -	OUTLAP	23.211	109.2	16.077	99.7	2:08.846	35.39	1:12.406	11:41:23.964
11 -	18.978	22.490	110.7	16.891	96.2	58.359	78.15	1.919	11:42:22.323
12 -	18.834	22.489	109.4	16.047	99.1	57.370	79.50	0.930	11:43:19.693
13 -	19.412	22.743	110.3	15.900	99.5	58.055	78.56	1.615	11:44:17.748
14 -	18.982	22.355	109.8	15.820	98.6	57.157	79.79	0.717	11:45:14.905
15 -	18.868	22.614	109.4	16.322	99.2	57.804	78.90	1.364	11:46:12.709
16 -	18.782	22.501	108.9	16.222	98.5	57.505	79.31	1.065	11:47:10.214
17 -	18.639	22.014	109.4	15.959	99.5	56.612 (2)	80.56	0.172	11:48:06.826
18 -	19.110	23.098	104.2	16.358	100.0	58.566	77.87	2.126	11:49:05.392
19 -	OUTLAP	23.296	111.1	15.900	99.8	10:07.127	7.51	9:10.687	11:59:12.519
20 -	18.839	22.349	109.4	15.913	99.8	57.101	79.87	0.661	12:00:09.620
21 -	19.448	23.602	108.5	16.037	99.8	59.087	77.19	2.647	12:01:08.707
22 -	18.622	23.100	110.9	16.081	100.7	57.803	78.90	1.363	12:02:06.510
23 -	18.648	22.169	110.5	15.953	101.0	56.770	80.34	0.330	12:03:03.280
24 -	18.550	22.157	110.7	15.733	100.7	56.440 (1)	80.81		12:03:59.720
25 -	18.698	22.098	110.5	15.954	100.0	56.750	80.37	0.310	12:04:56.470
26 -	18.835	22.237	110.9	15.959	100.6	57.031	79.97	0.591	12:05:53.501
27 -	18.614	22.629	111.1	15.891	99.7	57.134	79.83	0.694	12:06:50.635
28 -	18.686	22.188	110.1	15.797	100.1	56.671 (3)	80.48	0.231	12:07:47.306

P25 64 S Asher DURHAM				Honda NSF - Cresswell Racing					
IDEAL LAP TIME : 56.681		BEST LAP TIME : 56.794		DIFFERENCE : 0.113					
LAP	SECTOR 1	SECTOR 2	SECTOR 3	LAP TIME	MPH	DIFF	TIME OF DAY		
1 -	OUTLAP	23.991	105.6	17.294	96.6				11:32:24.840
2 -	19.950	23.937	108.4	16.745	96.6	1:00.632	75.22	3.838	11:33:25.472
3 -	19.502	22.968	108.0	16.873	97.5	59.343	76.86	2.549	11:34:24.815
4 -	19.424	22.752	108.4	16.458	97.9	58.634	77.78	1.840	11:35:23.449
5 -	19.507	23.051	109.2	16.454	97.2	59.012	77.29	2.218	11:36:22.461
6 -	19.379	22.725	109.4	16.716	96.8	58.820	77.54	2.026	11:37:21.281
7 -	19.107	22.759	108.5	16.364	98.1	58.230	78.32	1.436	11:38:19.511
8 -	19.131	22.325	108.7	16.390	95.7	57.846	78.84	1.052	11:39:17.357
9 -	18.925	22.345	107.8	16.400	96.5	57.670	79.08	0.876	11:40:15.027
10 -	18.837	22.326	109.2	16.216	97.5	57.379	79.49	0.585	11:41:12.406
11 -	18.842	22.556	109.2	16.813	94.7	58.211	78.35	1.417	11:42:10.617
12 -	18.879	22.454	109.1	16.309	96.9	57.642	79.12	0.848	11:43:08.259
13 -	18.838	22.343	109.2	16.312	96.9	57.493	79.33	0.699	11:44:05.752
14 -	18.845	22.566	109.4	16.452	96.6	57.863	78.82	1.069	11:45:03.615
15 -	19.382	22.486	106.6	19.404	33.1	1:01.272	74.44	4.478	11:46:04.887
16 -	OUTLAP	25.342	104.8	16.755	95.4	12:12.546	6.22	11:15.752	11:58:17.433
17 -	19.238	22.308	108.5	16.367	96.2	57.913	78.75	1.119	11:59:15.346
18 -	18.818	22.203	108.9	16.484	97.3	57.505	79.31	0.711	12:00:12.851
19 -	18.732	22.424	109.6	16.511	96.1	57.667	79.09	0.873	12:01:10.518
20 -	18.664	22.196	109.2	16.204	98.2	57.064	79.92	0.270	12:02:07.582
21 -	18.557	22.132	110.0	16.279	97.8	56.968	80.06	0.174	12:03:04.550
22 -	18.517	22.065	109.4	16.240	97.3	56.822 (2)	80.27	0.028	12:04:01.372
23 -	18.558	22.239	107.7	16.167	98.2	56.964	80.07	0.170	12:04:58.336
24 -	18.518	22.245	108.5	16.114	97.2	56.877 (3)	80.19	0.083	12:05:55.213
25 -	18.502	22.171	108.9	16.121	98.5	56.794 (1)	80.30		12:06:52.007
26 -	18.597	22.661	109.4	16.969	93.2	58.227	78.33	1.433	12:07:50.234

Weather / Track : Bright / Dry

Knockhill
Circuit Length = 1.2669 miles
Start: 11:30 Flag 12:07 End: 12:08

MCRCB BULLETIN TK017

2016 MCE British Superbike Championship - Round 4

2016 HEL Performance British Motostar Championship

FREE PRACTICE - SECTOR ANALYSIS

SECTOR 1 = FL to I1, SECTOR 2 = I1 to I2, SECTOR 3 = I2 to FL, DIFF = Difference To Personal Best Lap

P26 44		Edmund BEST		KTM - SymCirrus Motorsport					
IDEAL LAP TIME : 56.184		BEST LAP TIME : 56.869		DIFFERENCE : 0.685					
LAP	SECTOR 1	SECTOR 2		SECTOR 3		LAP TIME	MPH	DIFF	TIME OF DAY
1 -	OUTLAP	23.929	111.2	16.958	103.7				11:31:08.853
2 -	19.318	22.453	112.5	16.116	103.4	57.887 (3)	78.79	1.018	11:32:06.740
3 -	19.070	21.662	112.4	16.137	103.2	56.869 (1)	80.20		11:33:03.609
4 -	18.489	22.614	113.3	16.033	102.9	57.136 (2)	79.82	0.267	11:34:00.745

P27 79 S		Storm STACEY		Honda NSF - Repli-Cast UK Racing					
IDEAL LAP TIME : 57.880		BEST LAP TIME : 58.073		DIFFERENCE : 0.193					
LAP	SECTOR 1	SECTOR 2		SECTOR 3		LAP TIME	MPH	DIFF	TIME OF DAY
1 -	OUTLAP	26.244	107.3	17.875	98.6				11:31:09.373
2 -	20.555	24.460	109.1	16.798	100.0	1:01.813	73.78	3.740	11:32:11.186
3 -	20.199	24.496	109.1	16.413	99.4	1:01.108	74.64	3.035	11:33:12.294
4 -	20.256	23.800	110.1	16.533	100.9	1:00.589	75.27	2.516	11:34:12.883
5 -	19.502	23.336	110.0	16.385	99.7	59.223	77.01	1.150	11:35:12.106
6 -	19.190	23.024	110.9	16.041	100.6	58.255 (2)	78.29	0.182	11:36:10.361
7 -	19.446	23.199	110.5	16.527	100.6	59.172	77.08	1.099	11:37:09.533
8 -	19.342	23.211	110.7	16.378	101.6	58.931	77.39	0.858	11:38:08.464
9 -	19.426	23.390	110.1	16.419	99.5	59.235	77.00	1.162	11:39:07.699
10 -	19.541	23.100	110.7	16.384	100.6	59.025	77.27	0.952	11:40:06.724
11 -	19.418	23.382	111.1	15.977	100.4	58.777 (3)	77.60	0.704	11:41:05.501
12 -	18.995	22.908	111.1	16.170	99.8	58.073 (1)	78.54		11:42:03.574
13 -	19.226	22.914	109.4	21.839	28.8	1:03.979	71.29	5.906	11:43:07.553
14 -	OUTLAP	23.395	109.6	16.691	100.0	1:30.272	50.52	32.199	11:44:37.825
15 -	21.637	26.690	89.2	24.261	26.4	1:12.588	62.83	14.515	11:45:50.413

P28 54		Sam BURMAN		KTM - TeamWNT / Burman Racing					
IDEAL LAP TIME : 57.946		BEST LAP TIME : 58.140		DIFFERENCE : 0.194					
LAP	SECTOR 1	SECTOR 2		SECTOR 3		LAP TIME	MPH	DIFF	TIME OF DAY
1 -		25.292	113.9	18.867	101.6				11:31:06.402
2 -	21.328	24.653	113.9	18.095	100.9	1:04.076	71.18	5.936	11:32:10.478
3 -	20.562	24.999	114.5	17.527	105.3	1:03.088	72.29	4.948	11:33:13.566
4 -	20.328	24.600	113.7	17.670	104.8	1:02.598	72.86	4.458	11:34:16.164
5 -	20.294	23.563	114.7	17.129	105.1	1:00.986	74.78	2.846	11:35:17.150
6 -	19.528	23.519	114.7	20.160	33.3	1:03.207	72.16	5.067	11:36:20.357
7 -		24.823	113.7	16.809	105.1	2:06.286	36.11	1:08.146	11:38:26.643
8 -	19.959	23.803	113.7	16.717	104.0	1:00.479	75.41	2.339	11:39:27.122
9 -	19.813	23.746	113.9	16.338	105.1	59.897	76.14	1.757	11:40:27.019
10 -	19.818	23.403	115.1	16.446	105.0	59.667	76.44	1.527	11:41:26.686
11 -	19.478	23.475	114.5	16.594	105.0	59.547	76.59	1.407	11:42:26.233
12 -	19.552	23.705	115.1	16.597	105.5	59.854	76.20	1.714	11:43:26.087
13 -	19.379	23.047	115.1	17.140	103.7	59.566	76.57	1.426	11:44:25.653
14 -	20.067	24.260	113.5	21.093	34.2	1:05.420	69.72	7.280	11:45:31.073
15 -		24.840	111.6	18.124	101.3	3:20.369	22.76	2:22.229	11:48:51.442
16 -		23.908	113.5	16.616	104.8	9:11.414	8.27	8:13.274	11:58:02.856
17 -	19.568	23.284	116.3	16.381	105.1	59.233	77.00	1.093	11:59:02.089
18 -	19.204	23.183	113.7	16.531	105.1	58.918	77.41	0.778	12:00:01.007
19 -	19.270	23.062	115.1	16.487	104.2	58.819	77.54	0.679	12:00:59.826
20 -	19.203	23.273	114.3	16.480	105.6	58.956	77.36	0.816	12:01:58.782
21 -	18.851	22.864	116.1	16.425	104.8	58.140 (1)	78.45		12:02:56.922
22 -	18.972	23.011	115.5	16.483	104.0	58.466	78.01	0.326	12:03:55.388
23 -	19.026	22.856	114.3	16.268	105.8	58.150 (2)	78.43	0.010	12:04:53.538
24 -	19.057	23.097	114.5	16.311	105.0	58.465 (3)	78.01	0.325	12:05:52.003
25 -	19.188	23.327	115.7	16.454	105.6	58.969	77.34	0.829	12:06:50.972
26 -	19.143	22.827	114.7	16.638	103.8	58.608	77.82	0.468	12:07:49.580

P29 24 S		Shane FABER		Honda NSF - Shane Faber Racing					
IDEAL LAP TIME : 58.167		BEST LAP TIME : 58.368		DIFFERENCE : 0.201					
LAP	SECTOR 1	SECTOR 2		SECTOR 3		LAP TIME	MPH	DIFF	TIME OF DAY

Weather / Track : Bright / Dry

Knockhill
Circuit Length = 1.2669 miles
Start: 11:30 Flag 12:07 End: 12:08

MCRCB BULLETIN TK017

2016 MCE British Superbike Championship - Round 4

2016 HEL Performance British Motostar Championship

FREE PRACTICE - SECTOR ANALYSIS

SECTOR 1 = FL to I1, SECTOR 2 = I1 to I2, SECTOR 3 = I2 to FL, DIFF = Difference To Personal Best Lap

1 -	OUTLAP	26.903	99.7	19.795	96.6				11:31:16.437
2 -	23.080	24.868	107.7	18.620	97.1	1:06.568	68.51	8.200	11:32:23.005
3 -	20.929	24.473	107.0	17.661	98.3	1:03.063	72.32	4.695	11:33:26.068
4 -	20.413	24.076	107.8	17.259	97.6	1:01.748	73.86	3.380	11:34:27.816
5 -	20.625	24.086	107.0	17.054	98.5	1:01.765	73.84	3.397	11:35:29.581
6 -	20.209	23.808	106.5	16.763	98.3	1:00.780	75.04	2.412	11:36:30.361
7 -	19.936	23.658	106.5	16.478	98.1	1:00.072	75.92	1.704	11:37:30.433
8 -	19.821	23.424	106.8	16.479	98.2	59.724	76.36	1.356	11:38:30.157
9 -	20.464	24.035	102.7	16.718	97.9	1:01.217	74.50	2.849	11:39:31.374
10 -	19.769	23.278	108.0	16.642	97.6	59.689	76.41	1.321	11:40:31.063
11 -	19.798	24.113	101.2	22.559	31.2	1:06.470	68.61	8.102	11:41:37.533
12 -	OUTLAP	24.391	104.2	16.482	99.1	3:08.803	24.15	2:10.435	11:44:46.336
13 -	20.007	23.476	107.3	16.803	98.8	1:00.286	75.65	1.918	11:45:46.622
14 -	19.423	23.174	107.0	16.345	96.8	58.942	77.38	0.574	11:46:45.564
15 -	19.564	23.026	105.0	16.829	96.1	59.419	76.76	1.051	11:47:44.983
16 -	19.617	22.980	107.7	16.619	98.3	59.216	77.02	0.848	11:48:44.199
17 -	19.439	23.205	106.3	16.967	94.1	59.611	76.51	1.243	11:49:43.810
18 -	OUTLAP	24.831	103.5	16.987	96.8	8:51.860	8.57	7:53.492	11:58:35.670
19 -	20.176	23.373	107.0	16.563	98.5	1:00.112	75.87	1.744	11:59:35.782
20 -	19.532	23.266	106.0	16.500	97.5	59.298	76.91	0.930	12:00:35.080
21 -	19.506	23.115	107.5	16.442	98.2	59.063	77.22	0.695	12:01:34.143
22 -	19.258	22.859	108.4	16.456	97.6	58.573 (2)	77.87	0.205	12:02:32.716
23 -	19.494	22.816	107.0	16.534	98.5	58.844 (3)	77.51	0.476	12:03:31.560
24 -	19.229	23.056	108.0	16.772	98.6	59.057	77.23	0.689	12:04:30.617
25 -	19.430	22.789	108.4	16.149	98.9	58.368 (1)	78.14		12:05:28.985
26 -	19.328	24.075	94.6	17.858	98.3	1:01.261	74.45	2.893	12:06:30.246
27 -	19.405	22.944	108.0	16.681	98.3	59.030	77.26	0.662	12:07:29.276

P30 22 S Tasia RODINK

Honda NSF - GA Competition

IDEAL LAP TIME : 58.537

BEST LAP TIME : 58.934

DIFFERENCE : 0.397

LAP	SECTOR 1	SECTOR 2	SECTOR 3	LAP TIME	MPH	DIFF	TIME OF DAY	
1 -	OUTLAP	26.177	101.0	17.691	93.8		11:31:21.320	
2 -	20.764	23.939	105.0	17.214	96.2	2.983	11:32:23.237	
3 -	20.960	24.562	104.3	16.943	95.4	3.531	11:33:25.702	
4 -	20.025	23.673	104.3	16.974	94.6	1.738	11:34:26.374	
5 -	20.117	23.610	105.1	16.623	95.5	1.416	11:35:26.724	
6 -	19.624	23.457	104.8	16.692	95.0	0.839	11:36:26.497	
7 -	19.676	23.189	104.0	20.381	36.5	4.312	11:37:29.743	
8 -	OUTLAP	23.895	103.0	17.089	94.7	5:43.342	11:44:12.019	
9 -	19.426	23.427	104.3	16.810	95.3	0.729	11:45:11.682	
10 -	19.972	23.449	105.3	16.401	94.2	0.888	11:46:11.504	
11 -	19.452	23.222	103.5	16.860	94.6	0.600	11:47:11.038	
12 -	19.271	23.034	104.6	16.684	94.1	0.055	11:48:10.027	
13 -	19.157	23.153	103.4	16.831	94.3	0.207	11:49:09.168	
14 -	OUTLAP	23.948	103.4	16.925	93.3	8:32.722	11:58:40.824	
15 -	19.664	23.188	103.5	17.499	90.5	1.417	11:59:41.175	
16 -	19.511	23.118	102.2	16.831	94.1	0.526	12:00:40.635	
17 -	19.525	23.063	104.3	16.631	93.7	0.285	12:01:39.854	
18 -	19.932	23.366	104.8	16.655	94.3	1.019	12:02:39.807	
19 -	20.357	23.931	104.5	16.734	93.9	2.088	12:03:40.829	
20 -	19.303	23.280	103.5	16.948	93.2	0.597	12:04:40.360	
21 -	19.561	23.198	104.5	16.675	93.8	0.500	12:05:39.794	
22 -	20.121	22.980	105.5	16.692	94.2	0.859	12:06:39.587	
23 -	19.376	22.979	104.5	16.579	93.8	58.934 (1)	77.39	12:07:38.521

P31 16 S Connall COURTNEY

Honda NSF - Team ILR

IDEAL LAP TIME : 58.637

BEST LAP TIME : 58.979

DIFFERENCE : 0.342

LAP	SECTOR 1	SECTOR 2	SECTOR 3	LAP TIME	MPH	DIFF	TIME OF DAY
1 -	OUTLAP	28.681	90.5	19.917	93.8		11:31:23.432
2 -	21.358	25.846	103.2	18.087	97.8	6.312	11:32:28.723
3 -	20.958	25.165	105.5	17.297	97.6	4.441	11:33:32.143
4 -	20.701	24.541	106.3	17.189	97.9	3.452	11:34:34.574
5 -	20.400	24.762	105.5	17.095	97.8	3.278	11:35:36.831

Knockhill

Circuit Length = 1.2669 miles

Start: 11:30 Flag 12:07 End: 12:08

Weather / Track : Bright / Dry

MCRCB BULLETIN TK017

2016 MCE British Superbike Championship - Round 4

2016 HEL Performance British Motostar Championship

FREE PRACTICE - SECTOR ANALYSIS

SECTOR 1 = FL to I1, SECTOR 2 = I1 to I2, SECTOR 3 = I2 to FL, DIFF = Difference To Personal Best Lap

6 -	19.786	24.403	105.6	16.939	97.6	1:01.128	74.61	2.149	11:36:37.959
7 -	19.712	24.343	104.6	16.982	97.5	1:01.037	74.72	2.058	11:37:38.996
8 -	19.594	23.961	107.0	17.237	95.1	1:00.792	75.02	1.813	11:38:39.788
9 -	19.726	23.974	107.5	16.801	97.3	1:00.501	75.38	1.522	11:39:40.289
10 -	19.851	23.699	106.5	20.052	37.2	1:03.602	71.71	4.623	11:40:43.891
11 -	OUTLAP	25.945	105.0	17.558	94.7	4:48.958	15.78	3:49.979	11:45:32.849
12 -	20.131	23.830	105.6	16.764	96.0	1:00.725	75.11	1.746	11:46:33.574
13 -	19.437	23.436	107.3	16.751	99.4	59.624	76.49	0.645	11:47:33.198
14 -	19.264	23.769	106.3	16.398	98.2	59.431	76.74	0.452	11:48:32.629
15 -	19.469	23.460	107.2	17.272	95.8	1:00.201	75.76	1.222	11:49:32.830
16 -	OUTLAP	26.261	104.6	17.949	96.4	8:57.437	8.48	7:58.458	11:58:30.267
17 -	20.451	23.914	108.4	16.523	98.8	1:00.888	74.90	1.909	11:59:31.155
18 -	19.494	23.297	107.3	16.485	97.9	59.276 (3)	76.94	0.297	12:00:30.431
19 -	19.486	23.088	105.6	16.662	97.6	59.236 (2)	76.99	0.257	12:01:29.667
20 -	19.438	23.516	107.5	16.535	98.1	59.489	76.67	0.510	12:02:29.156
21 -	19.537	23.257	106.6	17.536	96.9	1:00.330	75.60	1.351	12:03:29.486
22 -	19.479	23.368	106.6	16.650	98.3	59.497	76.66	0.518	12:04:28.983
23 -	19.151	23.210	107.5	16.618	99.4	58.979 (1)	77.33		12:05:27.962
24 -	19.500	24.064	106.3	16.937	97.3	1:00.501	75.38	1.522	12:06:28.463
25 -	19.383	23.708	106.8	17.091	97.5	1:00.182	75.78	1.203	12:07:28.645

P32 56 S Charlie ATKINS		Honda NSF - Wilson Racing							
IDEAL LAP TIME : 58.261		BEST LAP TIME : 59.062		DIFFERENCE : 0.801					
LAP	SECTOR 1	SECTOR 2	SECTOR 3	LAP TIME	MPH	DIFF	TIME OF DAY		
1 -	OUTLAP	28.217	105.3	18.993	99.2				11:32:35.733
2 -	21.954	25.988	105.5	17.825	96.1	1:05.767	69.35	6.705	11:33:41.500
3 -	21.629	25.643	105.6	17.686	98.1	1:04.958	70.21	5.896	11:34:46.458
4 -	20.627	25.359	108.0	17.143	100.0	1:03.129	72.25	4.067	11:35:49.587
5 -	19.801	24.099	106.0	16.915	101.8	1:00.815	74.99	1.753	11:36:50.402
6 -	19.546	23.691	109.4	16.665	101.2	59.902	76.14	0.840	11:37:50.304
7 -	19.533	23.824	107.8	16.387	101.8	59.744	76.34	0.682	11:38:50.048
8 -	19.616	23.769	109.4	16.544	101.6	59.929	76.10	0.867	11:39:49.977
9 -	19.663	23.930	108.9	16.923	101.8	1:00.516	75.37	1.454	11:40:50.493
10 -	19.202	23.640	110.3	16.290	102.4	59.132 (3)	77.13	0.070	11:41:49.625
11 -	19.195	23.400	110.3	16.514	101.2	59.109 (2)	77.16	0.047	11:42:48.734
12 -	19.657	24.092	109.6	16.729	102.2	1:00.478	75.41	1.416	11:43:49.212
13 -	19.641	23.838	108.2	16.938	101.6	1:00.417	75.49	1.355	11:44:49.629
14 -	19.892	23.960	108.5	16.780	101.0	1:00.632	75.22	1.570	11:45:50.261
15 -	19.483	23.454	109.6	16.503	99.5	59.440	76.73	0.378	11:46:49.701
16 -	19.415	23.697	110.1	16.443	102.6	59.555	76.58	0.493	11:47:49.256
17 -	19.819	24.818	103.5	24.261	28.3	1:08.898	66.20	9.836	11:48:58.154
18 -	OUTLAP	25.841	102.2	18.089	97.6	10:30.195	7.23	9:31.133	11:59:28.349
19 -	21.065	24.542	104.2	17.536	99.4	1:03.143	72.23	4.081	12:00:31.492
20 -	19.786	24.094	106.0	17.308	98.8	1:01.188	74.54	2.126	12:01:32.680
21 -	19.635	23.481	110.0	17.089	99.8	1:00.205	75.75	1.143	12:02:32.885
22 -	19.847	23.907	107.8	18.110	100.0	1:01.864	73.72	2.802	12:03:34.749
23 -	19.688	23.311	109.4	17.004	99.5	1:00.003	76.01	0.941	12:04:34.752
24 -	19.504	24.336	109.4	16.728	101.5	1:00.568	75.30	1.506	12:05:35.320
25 -	19.319	23.583	109.2	16.721	101.5	59.623	76.49	0.561	12:06:34.943
26 -	18.871	23.100	109.1	17.091	102.7	59.062 (1)	77.22		12:07:34.005

P33 49 S James ALDERSON		Honda NSF - Young Riders Fund							
IDEAL LAP TIME : 59.028		BEST LAP TIME : 59.088		DIFFERENCE : 0.060					
LAP	SECTOR 1	SECTOR 2	SECTOR 3	LAP TIME	MPH	DIFF	TIME OF DAY		
1 -	OUTLAP	26.051	98.8	19.158	92.0				11:31:48.812
2 -	21.127	25.145	97.5	18.204	92.9	1:04.476	70.74	5.388	11:32:53.288
3 -	20.760	24.090	101.3	18.138	93.7	1:02.988	72.41	3.900	11:33:56.276
4 -	20.454	23.650	102.7	17.591	94.2	1:01.695	73.93	2.607	11:34:57.971
5 -	20.866	23.594	103.4	18.224	93.3	1:02.684	72.76	3.596	11:36:00.655
6 -	20.515	23.307	103.7	17.563	94.1	1:01.385	74.30	2.297	11:37:02.040
7 -	20.755	23.526	102.6	17.249	94.1	1:01.530	74.12	2.442	11:38:03.570
8 -	20.650	23.506	102.4	17.269	95.5	1:01.425	74.25	2.337	11:39:04.995
9 -	20.483	23.536	104.8	17.534	95.1	1:01.553	74.10	2.465	11:40:06.548

Weather / Track : Bright / Dry

Knockhill

Circuit Length = 1.2669 miles

Start: 11:30 Flag 12:07 End: 12:08

MCRCB BULLETIN TK017

2016 MCE British Superbike Championship - Round 4

2016 HEL Performance British Motostar Championship

FREE PRACTICE - SECTOR ANALYSIS

SECTOR 1 = FL to I1, SECTOR 2 = I1 to I2, SECTOR 3 = I2 to FL, DIFF = Difference To Personal Best Lap

10 -	20.524	23.204	105.3	17.274	94.5	1:01.002	74.76	1.914	11:41:07.550
11 -	20.295	23.093	103.7	17.213	94.7	1:00.601	75.26	1.513	11:42:08.151
12 -	20.244	23.431	103.2	17.203	94.6	1:00.878	74.92	1.790	11:43:09.029
13 -	20.557	23.164	103.7	17.397	95.3	1:01.118	74.62	2.030	11:44:10.147
14 -	20.187	23.428	102.1	17.423	94.2	1:01.038	74.72	1.950	11:45:11.185
15 -	20.201	23.415	95.7	22.608	30.9	1:06.224	68.87	7.136	11:46:17.409
16 -	OUTLAP	23.935	101.6	17.442	93.0	3:13.380	23.58	2:14.292	11:49:30.789
17 -	OUTLAP	24.557	102.6	17.638	93.5	9:22.874	8.10	8:23.786	11:58:53.663
18 -	20.125	23.123	103.4	16.943	94.6	1:00.191	75.77	1.103	11:59:53.854
19 -	19.823	24.576	90.9	21.610	42.8	1:06.009	69.09	6.921	12:00:59.863
20 -	OUTLAP	24.111	103.0	17.351	94.9	2:41.523	28.23	1:42.435	12:03:41.386
21 -	19.506	23.000	102.9	16.843	95.4	59.349 (2)	76.85	0.261	12:04:40.735
22 -	19.464	23.524	103.8	16.917	94.5	59.905	76.13	0.817	12:05:40.640
23 -	19.617	23.259	106.0	16.859	95.4	59.735 (3)	76.35	0.647	12:06:40.375
24 -	19.524	22.813	104.5	16.751	95.0	59.088 (1)	77.19		12:07:39.463

MCRCB BULLETIN TK018**2016 MCE British Superbike Championship - Round 4****2016 HEL Performance British Motostar Championship****FREE PRACTICE - BEST SPEEDS**

POS	INTERMEDIATE 1			INTERMEDIATE 2			FINISH LINE		
	NO	NAME	MPH	NO	NAME	MPH	NO	NAME	MPH
1				86	NESBITT	117.7	15	McMANUS	107.5
2				47	ARCHER	117.3	47	ARCHER	107.0
3				15	McMANUS	116.5	86	NESBITT	107.0
4				54	BURMAN	116.3	28	HINDLE	106.1
5				28	HINDLE	115.5	54	BURMAN	105.8
6				52	BOERBOOM	115.3	52	BOERBOOM	105.1
7				21	KERR	114.9	26	SAEZ	104.0
8				69	BOOTH-AMOS	114.7	44	BEST	103.7
9				26	SAEZ	114.3	20	MARKLUND	103.5
10				20	MARKLUND	113.3	21	KERR	103.2
11				27	HODGE	113.3	27	HODGE	103.2
12				44	BEST	113.3	30	COOK	102.7
13				62	VALK	112.9	56	ATKINS	102.7
14				30	COOK	112.5	62	VALK	102.6
15				35	LODGE	112.5	69	BOOTH-AMOS	102.6
16				2	BROUWERS	112.0	35	LODGE	102.1
17				11	JONES	111.8	2	BROUWERS	101.9
18				98	VRIES	111.8	98	VRIES	101.9
19				12	RENDELL	111.2	7	TOMS	101.8
20				23	LLEWELLYN	111.1	11	JONES	101.6
21				25	STRUDWICK	111.1	23	LLEWELLYN	101.6
22				79	STACEY	111.1	79	STACEY	101.6
23				7	TOMS	110.9	12	RENDELL	101.0
24				3	CLAYTON	110.5	25	STRUDWICK	101.0
25				56	ATKINS	110.3	99	CAMPBELL	100.7
26				99	CAMPBELL	110.3	3	CLAYTON	99.7
27				64	DURHAM	110.0	72	HORSMAN	99.7
28				34	DELVES	109.4	16	COURTNEY	99.4
29				72	HORSMAN	109.1	24	FABER	99.1
30				16	COURTNEY	108.4	64	DURHAM	98.5
31				24	FABER	108.4	34	DELVES	98.3
32				49	ALDERSON	106.0	22	RODINK	96.2
33				22	RODINK	105.5	49	ALDERSON	95.5

Weather / Track : Bright / Dry

Results can be found at www.tsl-timing.com

Knockhill

Circuit Length = 1.2669 miles

Start: 11:30 Flag 12:07 End: 12:08

Printed - 12:10 Friday, 24 June 2016

MCRCB BULLETIN TK019**2016 MCE British Superbike Championship - Round 4****2016 HEL Performance British Motostar Championship****FREE PRACTICE - BEST SECTORS**

SECTOR 1			SECTOR 2			SECTOR 3			IDEAL / BEST COMPARISON						
POS	NO	NAME	TIME	NO	NAME	TIME	NO	NAME	TIME	POS	NO	NAME	IDEAL	BEST	DIFF
													PERFECT LAP	53.378	
1	86	NESBITT	17.485	86	NESBITT	20.863	86	NESBITT	15.030	1	86	NESBITT	53.378	53.724	0.346
2	47	ARCHER	17.727	47	ARCHER	21.010	26	SAEZ	15.270	2	47	ARCHER	54.115	54.147	0.032
3	12	RENDELL	17.901	69	BOOTH-AMOS	21.178	62	VALK	15.271	3	26	SAEZ	54.477	54.565	0.088
4	26	SAEZ	17.930	26	SAEZ	21.277	21	KERR	15.339	4	62	VALK	54.687	54.814	0.127
5	69	BOOTH-AMOS	18.001	62	VALK	21.283	47	ARCHER	15.378	5	69	BOOTH-AMOS	54.753	55.094	0.341
6	2	BROUWERS	18.020	12	RENDELL	21.367	15	McMANUS	15.399	6	12	RENDELL	54.800	54.890	0.090
7	15	McMANUS	18.041	2	BROUWERS	21.441	35	LODGE	15.502	7	21	KERR	54.896	55.057	0.161
8	35	LODGE	18.041	35	LODGE	21.441	12	RENDELL	15.532	8	35	LODGE	54.984	55.136	0.152
9	52	BOERBOOM	18.099	21	KERR	21.442	30	COOK	15.539	9	2	BROUWERS	55.100	55.242	0.142
10	21	KERR	18.115	52	BOERBOOM	21.489	69	BOOTH-AMOS	15.574	10	52	BOERBOOM	55.185	55.305	0.120
11	62	VALK	18.133	28	HINDLE	21.527	52	BOERBOOM	15.597	11	15	McMANUS	55.386	55.588	0.202
12	34	DELVES	18.172	3	CLAYTON	21.593	2	BROUWERS	15.639	12	28	HINDLE	55.513	55.652	0.139
13	3	CLAYTON	18.186	11	JONES	21.660	27	HODGE	15.642	13	3	CLAYTON	55.618	55.771	0.153
14	98	VRIES	18.305	44	BEST	21.662	28	HINDLE	15.651	14	34	DELVES	55.749	55.882	0.133
15	23	LLEWELLYN	18.308	23	LLEWELLYN	21.722	72	HORSMAN	15.672	15	23	LLEWELLYN	55.750	55.818	0.068
16	11	JONES	18.318	34	DELVES	21.744	23	LLEWELLYN	15.720	16	11	JONES	55.817	55.978	0.161
17	99	CAMPBELL	18.322	20	MARKLUND	21.858	20	MARKLUND	15.721	17	20	MARKLUND	55.923	56.414	0.491
18	28	HINDLE	18.335	99	CAMPBELL	21.871	25	STRUDWICK	15.733	18	72	HORSMAN	56.017	56.266	0.249
19	72	HORSMAN	18.341	98	VRIES	21.886	7	TOMS	15.747	19	99	CAMPBELL	56.025	56.200	0.175
20	20	MARKLUND	18.344	15	McMANUS	21.946	99	CAMPBELL	15.832	20	98	VRIES	56.040	56.156	0.116
21	30	COOK	18.419	27	HODGE	21.947	34	DELVES	15.833	21	27	HODGE	56.105	56.211	0.106
22	7	TOMS	18.426	7	TOMS	21.984	3	CLAYTON	15.839	22	30	COOK	56.106	56.364	0.258
23	44	BEST	18.489	72	HORSMAN	22.004	11	JONES	15.839	23	7	TOMS	56.157	56.308	0.151
24	64	DURHAM	18.502	25	STRUDWICK	22.014	98	VRIES	15.849	24	44	BEST	56.184	56.869	0.685
25	27	HODGE	18.516	64	DURHAM	22.065	79	STACEY	15.977	25	25	STRUDWICK	56.297	56.440	0.143
26	25	STRUDWICK	18.550	30	COOK	22.148	44	BEST	16.033	26	64	DURHAM	56.681	56.794	0.113
27	54	BURMAN	18.851	24	FABER	22.789	64	DURHAM	16.114	27	79	STACEY	57.880	58.073	0.193
28	56	ATKINS	18.871	49	ALDERSON	22.813	24	FABER	16.149	28	54	BURMAN	57.946	58.140	0.194
29	79	STACEY	18.995	54	BURMAN	22.827	54	BURMAN	16.268	29	24	FABER	58.167	58.368	0.201
30	16	COURTNEY	19.151	79	STACEY	22.908	56	ATKINS	16.290	30	56	ATKINS	58.261	59.062	0.801
31	22	RODINK	19.157	22	RODINK	22.979	16	COURTNEY	16.398	31	22	RODINK	58.537	58.934	0.397
32	24	FABER	19.229	16	COURTNEY	23.088	22	RODINK	16.401	32	16	COURTNEY	58.637	58.979	0.342
33	49	ALDERSON	19.464	56	ATKINS	23.100	49	ALDERSON	16.751	33	49	ALDERSON	59.028	59.088	0.060

Weather / Track : Bright / Dry

Knockhill

Circuit Length = 1.2669 miles

Start: 11:30 Flag 12:07 End: 12:08

Results can be found at www.tsl-timing.com

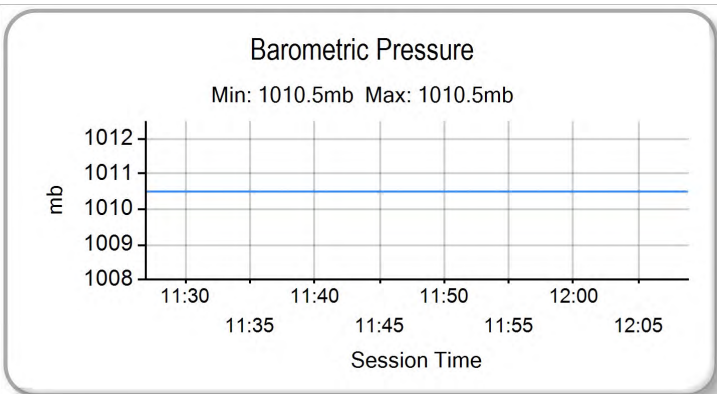
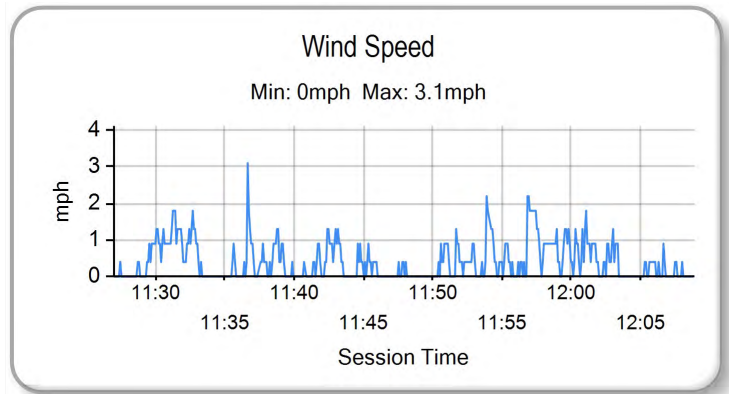
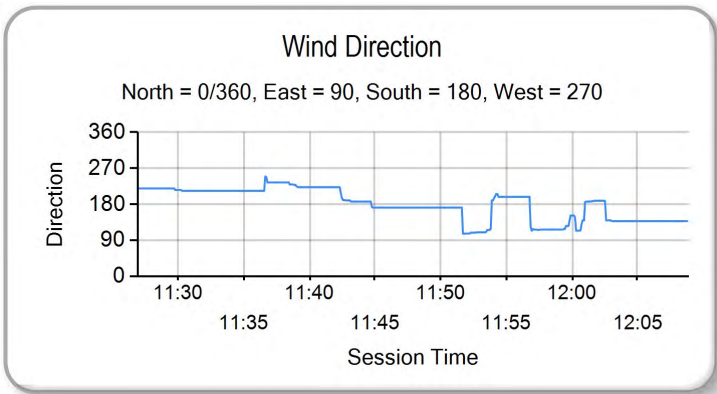
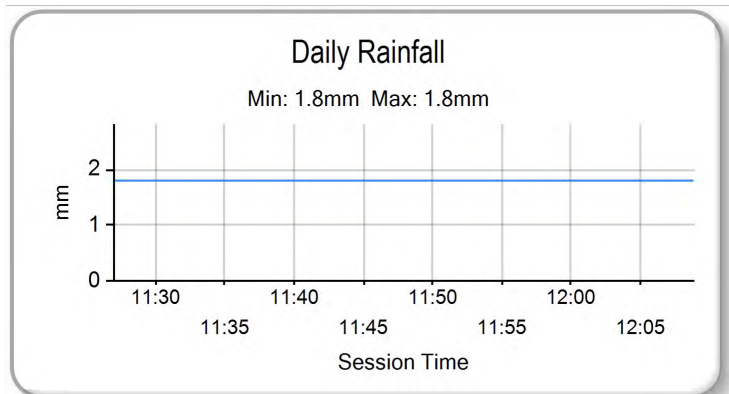
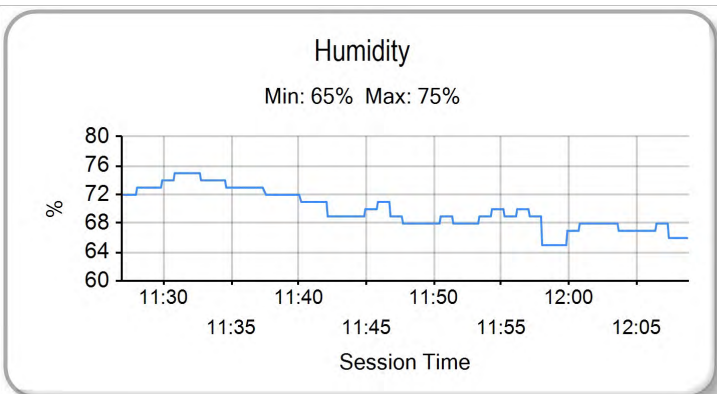
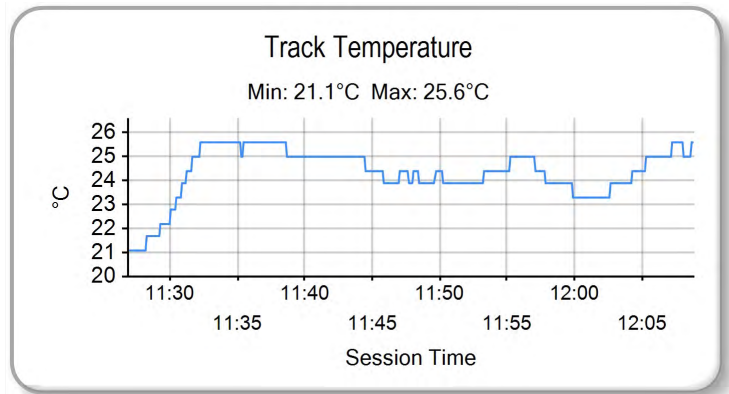
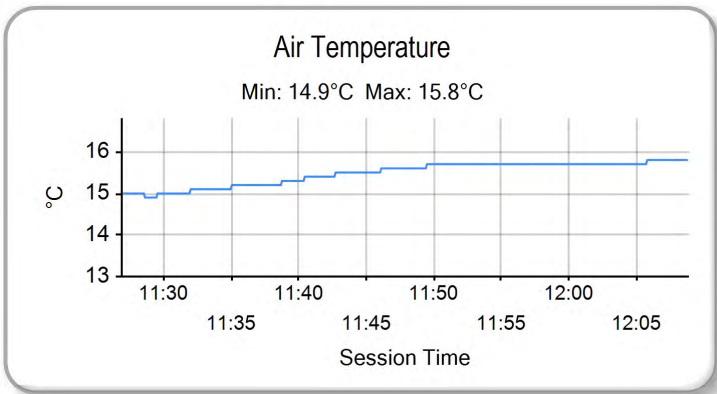
Printed - 12:10 Friday, 24 June 2016

MCRCB BULLETIN TK020

2016 MCE British Superbike Championship - Round 4

2016 HEL Performance British Motostar Championship

FREE PRACTICE - WEATHER CONDITIONS



Weather / Track : Bright / Dry

Results can be found at www.tsl-timing.com

Knockhill
Circuit Length = 1.2669 miles
Start: 11:30 Flag 12:07 End: 12:08

Printed - 12:11 Friday, 24 June 2016



POS	NO	CL	PIC NAME	ENTRY	TIME	ON	LAPS	GAP	DIFF	MPH
1	86		1 Charlie NESBITT	KTM - e3 motorsport / Redline KTM	53.401	26	27			85.41
2	47		2 Jake ARCHER	KTM FTR - City Lifting / RS Racing	53.932	27	28	0.531	0.531	84.57
3	12		3 Edward RENDELL	Ten Kate Honda - Banks Racing	53.995	6	16	0.594	0.063	84.47
4	15		4 Eugene McMANUS	KTM - CD / IC Racing	54.047	13	18	0.646	0.052	84.39
5	26		5 Dani SAEZ	Honda - GA Competition	54.057	28	28	0.656	0.010	84.37
6	44		6 Edmund BEST	KTM - SymCirrus Motorsport	54.587	13	25	1.186	0.530	83.55
7	52		7 Jorel BOERBOOM	Kalex KTM - FPW Racing	54.607	28	28	1.206	0.020	83.52
8	21		8 Richard KERR	KTM - North West Racing	54.644	27	27	1.243	0.037	83.46
9	35		9 Elliot LODGE	Honda - Essential Team Racing / SP125	54.743	10	27	1.342	0.099	83.31
10	2		10 Mike BROUWERS	Husqvarna - Joma / Brouwersracingteam	54.777	25	29	1.376	0.034	83.26
11	62		11 Vasco van der VALK	Honda - GA Competition / vasco62.nl	54.875	10	16	1.474	0.098	83.11
12	3	S	1 Mark CLAYTON	Honda NSF - SP125	55.144	22	29	1.743	0.269	82.71
13	30		12 Max COOK	Repli-Cast - Repli-Cast UK Racing	55.212	20	30	1.811	0.068	82.61
14	69		13 Tom BOOTH-AMOS	Tigcraft - FAB-Racing	55.217	3	3	1.816	0.005	82.60
15	28		14 Lee HINDLE	KTM - JH Motorsport	55.222	14	25	1.821	0.005	82.59
16	72	S	2 Cameron HORSMAN	Honda NSF - FAB-Racing	55.223	11	29	1.822	0.001	82.59
17	20		15 Joel MARKLUND	Honda - Marklund Solutions / SP125	55.426	10	20	2.025	0.203	82.29
18	11	S	3 Dan JONES	Honda NSF - Jones Brothers Racing	55.436	17	21	2.035	0.010	82.27
19	23		16 Sam LLEWELLYN	Honda - Mammoth Motorsport	55.498	14	16	2.097	0.062	82.18
20	79	S	4 Storm STACEY	Honda NSF - Repli-Cast UK Racing	55.626	30	30	2.225	0.128	81.99
21	25	S	5 Thomas STRUDWICK	Honda NSF - Case Moto3	55.688	14	21	2.287	0.062	81.90
22	34	S	6 Liam DELVES	Honda NSF - Crucials Sauce / Banks Racing	55.740	26	28	2.339	0.052	81.82
23	98		17 Tomas de VRIES	Honda - DAT Racing	55.772	26	26	2.371	0.032	81.78
24	64	S	7 Asher DURHAM	Honda NSF - Cresswell Racing	55.815	21	27	2.414	0.043	81.71
25	7	S	8 TJ TOMS	Honda NSF - Wilson Racing	55.855	25	29	2.454	0.040	81.65
26	99		18 Stephen CAMPBELL	Honda - Campbell Racing	56.000	23	27	2.599	0.145	81.44
27	54		19 Sam BURMAN	KTM - TeamWNT / Burman Racing	56.768	22	26	3.367	0.768	80.34
28	24	S	9 Shane FABER	Honda NSF - Shane Faber Racing	57.784	26	26	4.383	1.016	78.93
29	56	S	10 Charlie ATKINS	Honda NSF - Wilson Racing	57.982	14	26	4.581	0.198	78.66
30	27		20 Josh HODGE	KTM - Road and Race Performance	58.035	2	2	4.634	0.053	78.59
31	16	S	11 Connall COURTNEY	Honda NSF - Team ILR	58.127	12	18	4.726	0.092	78.46
32	22	S	12 Tasia RODINK	Honda NSF - GA Competition	58.248	10	23	4.847	0.121	78.30
33	49	S	13 James ALDERSON	Honda NSF - Young Riders Fund	58.586	27	27	5.185	0.338	77.85

QUALIFYING LAPTIME (110.0% of 53.401) = 58.741

Weather / Track : Bright / Dry

These results are provisional until the conclusion of any judicial and technical matters.

Knockhill

Circuit Length = 1.2669 miles

Start: 16:50 Flag 17:28 End: 17:29

Clerk Of Course :

Timekeeper :

Results can be found at www.britishsuperbike.com

Printed - 17:30 Friday, 24 June 2016



MCRCB BULLETIN TK052

2016 MCE British Superbike Championship - Round 4

2016 HEL Performance British Motostar Championship

QUALIFYING 1 - SECTOR ANALYSIS

SECTOR 1 = FL to I1, SECTOR 2 = I1 to I2, SECTOR 3 = I2 to FL, DIFF = Difference To Personal Best Lap

P1 86 Charlie NESBITT		KTM - e3 motorsport / Redline KTM							
IDEAL LAP TIME : 53.081		BEST LAP TIME : 53.401		DIFFERENCE : 0.320					
LAP	SECTOR 1	SECTOR 2	SECTOR 3	LAP TIME	MPH	DIFF	TIME OF DAY		
1 -	OUTLAP	22.717	116.3	16.033	105.3		16:52:13.219		
2 -	18.556	21.548	118.5	15.628	106.3	55.732	81.84	2.331	16:53:08.951
3 -	17.776	21.264	117.9	15.442	107.0	54.482	83.71	1.081	16:54:03.433
4 -	18.001	22.353	115.5	15.599	105.5	55.953	81.51	2.552	16:54:59.386
5 -	18.054	21.152	117.1	15.206	106.3	54.412	83.82	1.011	16:55:53.798
6 -	17.716	21.059	118.1	15.257	106.3	54.032	84.41	0.631	16:56:47.830
7 -	17.679	21.006	118.5	14.989	106.8	53.674	84.97	0.273	16:57:41.504
8 -	18.859	22.323	115.7	21.036	31.2	1:02.218	73.30	8.817	16:58:43.722
9 -	OUTLAP	22.718	116.7	15.408	105.6	1:14.826	60.95	21.425	16:59:58.548
10 -	18.048	21.159	116.9	15.153	106.1	54.360	83.90	0.959	17:00:52.908
11 -	17.641	20.977	116.5	15.116	105.8	53.734	84.88	0.333	17:01:46.642
12 -	17.689	21.046	117.3	15.003	106.3	53.738	84.87	0.337	17:02:40.380
13 -	17.525	21.416	117.3	15.152	105.8	54.093	84.31	0.692	17:03:34.473
14 -	17.516	22.032	116.5	15.241	105.5	54.789	83.24	1.388	17:04:29.262
15 -	17.573	21.062	117.9	15.074	106.0	53.709	84.92	0.308	17:05:22.971
16 -	17.525	21.022	116.7	15.058	106.1	53.605	85.08	0.204	17:06:16.576
17 -	17.436	20.995	117.7	15.049	105.8	53.480 (3)	85.28	0.079	17:07:10.056
18 -	18.708	22.252	112.2	19.673	32.7	1:00.633	75.22	7.232	17:08:10.689
19 -	OUTLAP	22.146	115.3	15.458	105.0	3:57.219	19.22	3:03.818	17:12:07.908
20 -	17.879	21.046	117.1	14.967	106.1	53.892	84.63	0.491	17:13:01.800
21 -	17.972	21.734	108.5	15.646	105.0	55.352	82.40	1.951	17:13:57.152
22 -	17.579	20.965	117.5	15.359	106.5	53.903	84.61	0.502	17:14:51.055
23 -	17.529	20.844	117.1	15.109	104.3	53.482	85.28	0.081	17:15:44.537
24 -	OUTLAP	21.403	116.9	15.155	106.6	10:19.796	7.35	9:26.395	17:26:04.333
25 -	17.846	21.103	117.5	15.395	106.1	54.344	83.93	0.943	17:26:58.677
26 -	17.543	20.764	117.5	15.094	106.3	53.401 (1)	85.41		17:27:52.078
27 -	17.350	21.041	115.9	15.061	106.3	53.452 (2)	85.33	0.051	17:28:45.530

P2 47 Jake ARCHER		KTM FTR - City Lifting / RS Racing							
IDEAL LAP TIME : 53.849		BEST LAP TIME : 53.932		DIFFERENCE : 0.083					
LAP	SECTOR 1	SECTOR 2	SECTOR 3	LAP TIME	MPH	DIFF	TIME OF DAY		
1 -	OUTLAP	23.632	110.5	16.948	96.6		16:51:32.639		
2 -	20.021	23.544	109.4	19.034	37.6	1:02.599	72.86	8.667	16:52:35.238
3 -	OUTLAP	22.274	114.9	16.204	101.3	2:07.449	35.78	1:13.517	16:54:42.687
4 -	18.329	21.865	115.9	16.072	101.8	56.266	81.06	2.334	16:55:38.953
5 -	18.160	21.158	116.3	15.605	101.8	54.923	83.04	0.991	16:56:33.876
6 -	18.248	21.102	116.5	15.614	101.8	54.964	82.98	1.032	16:57:28.840
7 -	18.027	21.028	116.5	15.644	100.0	54.699	83.38	0.767	16:58:23.539
8 -	18.067	21.066	115.7	15.700	100.9	54.833	83.18	0.901	16:59:18.372
9 -	17.944	21.255	115.1	15.463	101.8	54.662	83.44	0.730	17:00:13.034
10 -	18.391	21.630	115.9	15.516	100.0	55.537	82.12	1.605	17:01:08.571
11 -	17.963	20.869	116.9	15.420	100.1	54.252	84.07	0.320	17:02:02.823
12 -	17.964	21.126	117.3	15.499	101.2	54.589	83.55	0.657	17:02:57.412
13 -	17.833	20.871	116.3	15.371	101.3	54.075 (2)	84.34	0.143	17:03:51.487
14 -	17.913	21.979	115.5	16.191	94.9	56.083	81.32	2.151	17:04:47.570
15 -	18.662	21.583	114.9	15.472	99.5	55.717	81.86	1.785	17:05:43.287
16 -	18.016	21.263	111.1	18.629	36.8	57.908	78.76	3.976	17:06:41.195
17 -	OUTLAP	21.697	115.5	16.065	100.4	2:25.203	31.41	1:31.271	17:09:06.398
18 -	18.029	20.985	116.3	15.465	101.5	54.479	83.72	0.547	17:10:00.877
19 -	18.136	22.601	115.9	16.851	95.8	57.588	79.20	3.656	17:10:58.465
20 -	18.710	22.471	113.5	15.805	100.6	56.986	80.03	3.054	17:11:55.451
21 -	18.219	21.193	117.3	16.178	92.1	55.590	82.04	1.658	17:12:51.041
22 -	18.720	23.574	101.2	16.289	99.4	58.583	77.85	4.651	17:13:49.624
23 -	18.074	22.016	116.3	15.478	100.4	55.568	82.08	1.636	17:14:45.192
24 -	17.794	20.947	116.7	15.428	102.9	54.169 (3)	84.20	0.237	17:15:39.361
25 -	OUTLAP	22.201	115.9	16.105	99.5	10:34.312	7.19	9:40.380	17:26:13.673
26 -	18.235	21.531	117.9	15.619	100.4	55.385	82.35	1.453	17:27:09.058
27 -	17.862	20.803	116.3	15.267	98.8	53.932 (1)	84.57		17:28:02.990
28 -	18.145	21.098	117.1	15.867	99.1	55.110	82.76	1.178	17:28:58.100

Weather / Track : Bright / Dry

Knockhill
Circuit Length = 1.2669 miles
Start: 16:50 Flag 17:28 End: 17:29

MCRCB BULLETIN TK052

2016 MCE British Superbike Championship - Round 4

2016 HEL Performance British Motostar Championship

QUALIFYING 1 - SECTOR ANALYSIS

SECTOR 1 = FL to I1, SECTOR 2 = I1 to I2, SECTOR 3 = I2 to FL, DIFF = Difference To Personal Best Lap

P3 12 Edward RENDELL		Ten Kate Honda - Banks Racing							
IDEAL LAP TIME : 53.814		BEST LAP TIME : 53.995		DIFFERENCE : 0.181					
LAP	SECTOR 1	SECTOR 2	SECTOR 3	LAP TIME	MPH	DIFF	TIME OF DAY		
1 -	OUTLAP	22.703	108.0	16.274	97.5		16:52:11.812		
2 -	18.273	21.627	109.6	15.636	99.8	55.536	82.12	1.541	16:53:07.348
3 -	17.763	21.217	111.6	15.609	101.3	54.589	83.55	0.594	16:54:01.937
4 -	19.182	22.893	110.3	15.654	100.1	57.729	79.00	3.734	16:54:59.666
5 -	17.932	21.446	110.9	15.461	100.4	54.839	83.17	0.844	16:55:54.505
6 -	17.662	20.998	111.8	15.335	100.6	53.995 (1)	84.47		16:56:48.500
7 -	18.409	21.784	110.7	17.459	38.9	57.652	79.11	3.657	16:57:46.152
8 -	OUTLAP	21.154	110.0	15.591	100.0	3:36.887	21.02	2:42.892	17:01:23.039
9 -	17.767	20.824	111.6	15.435	99.4	54.026 (2)	84.42	0.031	17:02:17.065
10 -	17.676	20.863	111.4	15.576	100.0	54.115 (3)	84.28	0.120	17:03:11.180
11 -	17.742	21.756	109.6	18.035	35.6	57.533	79.27	3.538	17:04:08.713
12 -	OUTLAP	21.229	110.7	15.463	99.5	1:09.767	65.37	15.772	17:05:18.480
13 -	17.655	21.183	110.7	15.337	100.0	54.175	84.19	0.180	17:06:12.655
14 -	18.666	22.184	104.8	18.966	37.5	59.816	76.25	5.821	17:07:12.471
15 -	OUTLAP	24.085	82.4	21.452	96.9	7:42.427	9.86	6:48.432	17:14:54.898
16 -	17.687	21.457	110.9	15.449	100.3	54.593	83.54	0.598	17:15:49.491

P4 15 Eugene McMANUS		KTM - CD / IC Racing							
IDEAL LAP TIME : 53.994		BEST LAP TIME : 54.047		DIFFERENCE : 0.053					
LAP	SECTOR 1	SECTOR 2	SECTOR 3	LAP TIME	MPH	DIFF	TIME OF DAY		
1 -	OUTLAP	22.995	115.3	16.649	98.3				16:51:32.888
2 -	19.465	22.856	115.3	15.568	106.0	57.889	78.79	3.842	16:52:30.777
3 -	18.340	22.596	108.9	15.722	105.8	56.658	80.50	2.611	16:53:27.435
4 -	18.213	21.963	115.1	15.480	106.0	55.656	81.95	1.609	16:54:23.091
5 -	18.217	22.195	116.3	15.360	106.6	55.772	81.78	1.725	16:55:18.863
6 -	18.030	21.680	116.9	15.587	107.5	55.297	82.48	1.250	16:56:14.160
7 -	17.911	21.704	116.7	15.291	107.0	54.906	83.07	0.859	16:57:09.066
8 -	18.007	22.381	115.5	16.140	105.1	56.528	80.68	2.481	16:58:05.594
9 -	17.880	21.663	115.5	15.391	106.6	54.934	83.02	0.887	16:59:00.528
10 -	19.382	23.396	112.4	15.956	105.5	58.734	77.65	4.687	16:59:59.262
11 -	18.401	21.755	116.5	15.310	107.0	55.466	82.23	1.419	17:00:54.728
12 -	17.687	21.324	117.5	15.128	108.0	54.139 (2)	84.24	0.092	17:01:48.867
13 -	17.542	21.343	116.5	15.162	106.3	54.047 (1)	84.39		17:02:42.914
14 -	17.629	21.417	117.1	15.679	106.6	54.725 (3)	83.34	0.678	17:03:37.639
15 -	17.873	23.244	114.5	18.646	37.3	59.763	76.32	5.716	17:04:37.402
16 -	OUTLAP	22.677	115.1	15.677	106.5	3:27.746	21.95	2:33.699	17:08:05.148
17 -	19.024	22.297	115.5	15.618	106.5	56.939	80.10	2.892	17:09:02.087
18 -	18.232	22.182	116.3	15.771	105.3	56.185	81.18	2.138	17:09:58.272

P5 26 Dani SAEZ		Honda - GA Competition							
IDEAL LAP TIME : 53.944		BEST LAP TIME : 54.057		DIFFERENCE : 0.113					
LAP	SECTOR 1	SECTOR 2	SECTOR 3	LAP TIME	MPH	DIFF	TIME OF DAY		
1 -	OUTLAP	23.747	112.0	16.219	102.2				16:51:07.015
2 -	18.646	21.975	114.9	15.603	101.5	56.224	81.12	2.167	16:52:03.239
3 -	18.196	21.431	113.3	15.595	101.5	55.222	82.59	1.165	16:52:58.461
4 -	18.307	21.429	112.5	15.811	103.4	55.547	82.11	1.490	16:53:54.008
5 -	18.260	21.847	111.6	16.158	86.9	56.265	81.06	2.208	16:54:50.273
6 -	20.900	21.486	114.1	15.472	103.4	57.858	78.83	3.801	16:55:48.131
7 -	18.699	22.178	113.3	15.745	103.4	56.622	80.55	2.565	16:56:44.753
8 -	18.332	21.431	114.5	15.974	101.3	55.737	81.83	1.680	16:57:40.490
9 -	18.722	21.714	112.5	15.400	102.1	55.836	81.68	1.779	16:58:36.326
10 -	18.079	21.243	112.2	15.553	102.4	54.875	83.11	0.818	16:59:31.201
11 -	17.977	21.455	114.7	15.202	101.9	54.634	83.48	0.577	17:00:25.835
12 -	18.122	21.256	111.6	15.420	101.3	54.798	83.23	0.741	17:01:20.633
13 -	18.069	21.202	113.9	15.444	101.8	54.715	83.36	0.658	17:02:15.348
14 -	18.044	21.850	111.8	15.500	101.8	55.394	82.33	1.337	17:03:10.742
15 -	18.084	22.032	114.9	15.600	101.6	55.716	81.86	1.659	17:04:06.458
16 -	18.051	21.170	113.1	15.362	102.2	54.583	83.56	0.526	17:05:01.041

Weather / Track : Bright / Dry

Knockhill
Circuit Length = 1.2669 miles
Start: 16:50 Flag 17:28 End: 17:29

MCRCB BULLETIN TK052

2016 MCE British Superbike Championship - Round 4

2016 HEL Performance British Motostar Championship

QUALIFYING 1 - SECTOR ANALYSIS

SECTOR 1 = FL to I1, SECTOR 2 = I1 to I2, SECTOR 3 = I2 to FL, DIFF = Difference To Personal Best Lap

17 -	18.016	21.183	112.0	15.373	101.9	54.572	83.57	0.515	17:05:55.613
18 -	18.105	21.913	114.3	19.752	31.3	59.770	76.31	5.713	17:06:55.383
19 -	OUTLAP	22.744	110.3	15.871	102.1	4:42.134	16.16	3:48.077	17:11:37.517
20 -	18.431	23.198	95.1	15.941	101.8	57.570	79.22	3.513	17:12:35.087
21 -	18.089	21.162	113.5	15.541	102.7	54.792	83.24	0.735	17:13:29.879
22 -	18.045	21.542	112.9	17.087	102.7	56.674	80.47	2.617	17:14:26.553
23 -	17.877	21.175	112.2	15.277	102.6	54.329	83.95	0.272	17:15:20.882
24 -	17.885	20.952	114.3	15.263	103.5	54.100 (2)	84.30	0.043	17:16:14.982
25 -	OUTLAP	22.091	110.7	15.515	101.2	9:48.918	7.74	8:54.861	17:26:03.900
26 -	18.023	21.112	113.1	15.217	102.1	54.352	83.91	0.295	17:26:58.252
27 -	17.825	20.996	111.8	15.430	103.7	54.251 (3)	84.07	0.194	17:27:52.503
28 -	17.877	21.013	114.7	15.167	103.0	54.057 (1)	84.37		17:28:46.560

P6	44	Edmund BEST	KTM - SymCircus Motorsport						
IDEAL LAP TIME : 54.480		BEST LAP TIME : 54.587		DIFFERENCE : 0.107					
LAP	SECTOR 1	SECTOR 2	SECTOR 3	LAP TIME	MPH	DIFF	TIME OF DAY		

1 -	OUTLAP	24.015	111.8	16.763	103.2				16:51:16.778
2 -	18.848	22.099	113.7	16.443	102.2	57.390	79.47	2.803	16:52:14.168
3 -	19.164	22.251	112.9	16.038	104.0	57.453	79.38	2.866	16:53:11.621
4 -	18.422	21.411	113.9	16.014	104.0	55.847	81.67	1.260	16:54:07.468
5 -	18.425	21.534	114.5	15.964	104.3	55.923	81.56	1.336	16:55:03.391
6 -	18.238	21.403	115.3	15.764	106.8	55.405	82.32	0.818	16:55:58.796
7 -	18.587	21.544	114.5	15.671	104.6	55.802	81.73	1.215	16:56:54.598
8 -	18.590	22.253	113.7	21.394	33.4	1:02.237	73.28	7.650	16:57:56.835
9 -	OUTLAP	22.696	113.7	15.738	103.4	2:41.725	28.20	1:47.138	17:00:38.560
10 -	18.210	22.142	114.5	15.796	104.8	56.148	81.23	1.561	17:01:34.708
11 -	18.245	21.309	115.1	15.806	105.0	55.360	82.39	0.773	17:02:30.068
12 -	18.000	21.480	113.9	15.892	104.3	55.372	82.37	0.785	17:03:25.440
13 -	17.969	21.155	113.9	15.463	104.8	54.587 (1)	83.55		17:04:20.027
14 -	18.168	21.537	113.1	15.884	103.2	55.589	82.05	1.002	17:05:15.616
15 -	18.198	21.436	113.5	16.632	93.0	56.266	81.06	1.679	17:06:11.882
16 -	19.125	21.667	113.5	15.759	103.8	56.551	80.65	1.964	17:07:08.433
17 -	18.680	22.609	110.9	24.146	34.1	1:05.435	69.70	10.848	17:08:13.868
18 -	OUTLAP	22.059	111.8	15.995	103.4	5:14.571	14.49	4:19.984	17:13:28.439
19 -	18.295	21.780	111.6	15.493	103.8	55.568	82.08	0.981	17:14:24.007
20 -	18.090	21.419	112.2	15.908	103.5	55.417	82.30	0.830	17:15:19.424
21 -	18.319	21.330	114.1	15.696	104.6	55.345	82.41	0.758	17:16:14.769
22 -	OUTLAP	22.225	113.5	15.783	104.0	9:51.050	7.71	8:56.463	17:26:05.819
23 -	18.109	21.504	112.9	15.721	105.0	55.334 (3)	82.42	0.747	17:27:01.153
24 -	17.862	21.287	113.5	15.598	104.8	54.747 (2)	83.31	0.160	17:27:55.900
25 -	17.982	21.328	115.1	16.306	102.1	55.616	82.01	1.029	17:28:51.516

P7	52	Jorel BOERBOOM	Kalex KTM - FPW Racing						
IDEAL LAP TIME : 54.582		BEST LAP TIME : 54.607		DIFFERENCE : 0.025					
LAP	SECTOR 1	SECTOR 2	SECTOR 3	LAP TIME	MPH	DIFF	TIME OF DAY		

1 -	OUTLAP	24.109	112.0	17.178	103.8				16:51:07.873
2 -	19.163	22.422	113.3	15.839	104.3	57.424	79.42	2.817	16:52:05.297
3 -	18.424	22.179	113.7	15.665	104.8	56.268	81.06	1.661	16:53:01.565
4 -	18.119	21.716	113.3	15.673	104.3	55.508	82.17	0.901	16:53:57.073
5 -	18.220	21.545	114.7	15.458	104.6	55.223	82.59	0.616	16:54:52.296
6 -	18.354	21.534	114.9	15.529	104.2	55.417	82.30	0.810	16:55:47.713
7 -	18.639	22.216	114.1	15.678	104.2	56.533	80.68	1.926	16:56:44.246
8 -	18.486	21.600	114.5	15.712	103.7	55.798	81.74	1.191	16:57:40.044
9 -	19.311	22.767	112.7	19.738	33.8	1:01.816	73.78	7.209	16:58:41.860
10 -	OUTLAP	23.744	113.3	15.786	103.7	1:39.366	45.90	44.759	17:00:21.226
11 -	18.371	21.697	114.1	15.649	103.8	55.717	81.86	1.110	17:01:16.943
12 -	18.203	21.600	113.3	15.568	103.8	55.371	82.37	0.764	17:02:12.314
13 -	18.148	21.621	115.1	15.641	102.4	55.410	82.31	0.803	17:03:07.724
14 -	18.221	21.609	114.9	15.449	104.2	55.279	82.51	0.672	17:04:03.003
15 -	18.027	21.474	114.7	15.496	104.5	54.997	82.93	0.390	17:04:58.000
16 -	17.968	21.447	115.1	15.543	105.0	54.958	82.99	0.351	17:05:52.958
17 -	20.003	22.376	114.1	17.171	99.8	59.550	76.59	4.943	17:06:52.508
18 -	18.794	23.465	91.3	23.228	29.8	1:05.487	69.64	10.880	17:07:57.995

Knockhill
Circuit Length = 1.2669 miles
Start: 16:50 Flag 17:28 End: 17:29

Weather / Track : Bright / Dry

MCRCB BULLETIN TK052

2016 MCE British Superbike Championship - Round 4

2016 HEL Performance British Motostar Championship

QUALIFYING 1 - SECTOR ANALYSIS

SECTOR 1 = FL to I1, SECTOR 2 = I1 to I2, SECTOR 3 = I2 to FL, DIFF = Difference To Personal Best Lap

19 -	OUTLAP	22.567	113.1	15.931	104.5	3:40.544	20.68	2:45.937	17:11:38.539
20 -	18.166	21.615	113.3	15.686	103.5	55.467	82.23	0.860	17:12:34.006
21 -	18.259	21.756	113.7	15.633	104.2	55.648	81.96	1.041	17:13:29.654
22 -	18.010	21.433	114.5	15.400	102.7	54.843 (2)	83.16	0.236	17:14:24.497
23 -	18.016	21.322	114.5	15.690	104.6	55.028	82.88	0.421	17:15:19.525
24 -	17.906	21.442	114.1	15.653	103.7	55.001	82.92	0.394	17:16:14.526
25 -	OUTLAP	22.097	114.5	15.609	104.6	9:50.126	7.72	8:55.519	17:26:04.652
26 -	17.971	21.439	115.1	15.455	104.6	54.865	83.13	0.258	17:26:59.517
27 -	17.923	21.510	114.3	15.412	104.3	54.845 (3)	83.16	0.238	17:27:54.362
28 -	17.892	21.290	114.5	15.425	104.6	54.607 (1)	83.52		17:28:48.969

P8	21	Richard KERR	KTM - North West Racing						
IDEAL LAP TIME : 54.287		BEST LAP TIME : 54.644		DIFFERENCE : 0.357					

LAP	SECTOR 1	SECTOR 2	SECTOR 3	LAP TIME	MPH	DIFF	TIME OF DAY	
1 -	OUTLAP	23.462	111.1	16.685	102.1		16:51:06.047	
2 -	18.963	22.057	114.9	16.338	103.7		16:52:03.405	
3 -	18.432	21.566	114.5	15.670	104.2	1.024	16:52:59.073	
4 -	18.316	21.776	113.5	15.517	104.0	0.965	16:53:54.682	
5 -	18.256	21.997	113.1	15.715	103.5	1.324	16:54:50.650	
6 -	18.176	21.469	113.7	15.464	103.2	0.465	16:55:45.759	
7 -	18.461	22.400	113.9	15.739	102.4	1.956	16:56:42.359	
8 -	18.970	21.752	114.9	16.137	102.7	2.215	16:57:39.218	
9 -	18.734	21.737	113.5	15.595	102.1	1.422	16:58:35.284	
10 -	18.304	21.493	112.9	15.650	101.6	0.803	16:59:30.731	
11 -	18.254	21.511	113.3	15.392	102.4	0.513	17:00:25.888	
12 -	18.505	21.253	114.9	15.504	102.6	0.618	17:01:21.150	
13 -	18.101	21.655	111.4	24.051	27.1	9.163	17:02:24.957	
14 -	OUTLAP	22.226	112.7	16.293	100.6	3:38.155	17:06:57.756	
15 -	18.321	21.577	113.3	15.527	102.2	0.781	17:07:53.181	
16 -	18.419	21.555	112.9	15.495	101.2	0.825	17:08:48.650	
17 -	19.601	29.213	89.4	21.366	101.0	15.536	17:09:58.830	
18 -	18.474	23.970	108.2	17.038	99.8	4.838	17:10:58.312	
19 -	18.623	22.669	112.4	15.658	102.2	2.306	17:11:55.262	
20 -	18.230	21.315	114.1	15.247	102.9	0.148	17:12:50.054	
21 -	18.291	21.704	113.1	15.191	103.2	0.542	17:13:45.240	
22 -	18.132	21.351	115.1	15.674	102.9	0.513	17:14:40.397	
23 -	19.097	25.891	84.4	17.833	101.6	8.177	17:15:43.218	
24 -	OUTLAP	22.197	112.4	15.590	103.8	9:23.802	17:26:01.664	
25 -	18.003	21.423	112.4	15.365	102.2	0.147	17:26:56.455	
26 -	18.136	21.212	112.4	15.424	102.9	0.128	17:27:51.227	
27 -	18.027	21.260	112.0	15.357	104.0	54.644 (1)	83.46	17:28:45.871

P9	35	Elliot LODGE	Honda - Essential Team Racing / SP125						
IDEAL LAP TIME : 54.602		BEST LAP TIME : 54.743		DIFFERENCE : 0.141					

LAP	SECTOR 1	SECTOR 2	SECTOR 3	LAP TIME	MPH	DIFF	TIME OF DAY	
1 -	OUTLAP	24.408	107.8	16.840	100.4		16:53:22.061	
2 -	19.045	22.282	108.0	16.036	99.5	2.620	16:54:19.424	
3 -	18.650	21.735	109.2	15.935	100.0	1.577	16:55:15.744	
4 -	18.613	21.924	109.4	15.876	99.4	1.670	16:56:12.157	
5 -	18.512	22.162	109.4	15.744	100.1	1.675	16:57:08.575	
6 -	19.393	21.843	110.3	16.047	100.4	2.540	16:58:05.858	
7 -	18.387	21.471	110.3	15.628	100.1	0.743	16:59:01.344	
8 -	18.676	22.817	108.0	15.795	99.5	2.545	16:59:58.632	
9 -	18.281	21.307	111.2	15.684	100.6	0.529	17:00:53.904	
10 -	18.051	21.122	111.8	15.570	100.4	54.743 (1)	83.31	17:01:48.647
11 -	18.039	21.237	113.3	15.597	100.9	0.130	17:02:43.520	
12 -	17.931	21.207	111.6	15.662	100.7	0.057	17:03:38.320	
13 -	18.136	21.870	110.9	15.789	100.4	1.052	17:04:34.115	
14 -	17.967	21.319	110.5	15.549	100.9	0.092	17:05:28.950	
15 -	18.539	22.648	110.5	15.724	100.4	2.168	17:06:25.861	
16 -	18.152	21.348	110.3	15.718	100.4	0.475	17:07:21.079	
17 -	18.384	22.334	102.9	21.960	36.0	7.935	17:08:23.757	
18 -	OUTLAP	22.731	110.1	15.963	101.0	1:42.834	17:11:01.334	

Knockhill
 Circuit Length = 1.2669 miles
 Start: 16:50 Flag 17:28 End: 17:29

Weather / Track : Bright / Dry

MCRCB BULLETIN TK052

2016 MCE British Superbike Championship - Round 4

2016 HEL Performance British Motostar Championship

QUALIFYING 1 - SECTOR ANALYSIS

SECTOR 1 = FL to I1, SECTOR 2 = I1 to I2, SECTOR 3 = I2 to FL, DIFF = Difference To Personal Best Lap

19 -	18.344	21.661	112.0	16.360	99.8	56.365	80.92	1.622	17:11:57.699
20 -	18.217	21.414	111.6	15.643	100.6	55.274	82.51	0.531	17:12:52.973
21 -	18.050	21.218	112.2	16.441	99.5	55.709	81.87	0.966	17:13:48.682
22 -	18.753	22.676	112.0	15.924	97.9	57.353	79.52	2.610	17:14:46.035
23 -	18.113	21.248	112.0	15.595	101.0	54.956	82.99	0.213	17:15:40.991
24 -	OUTLAP	24.295	106.6	16.073	99.4	10:42.386	7.10	9:47.643	17:26:23.377
25 -	18.217	21.637	110.7	15.602	100.6	55.456	82.24	0.713	17:27:18.833
26 -	17.986	21.806	109.2	16.483	100.0	56.275	81.05	1.532	17:28:15.108
27 -	18.112	21.667	110.5	16.198	97.6	55.977	81.48	1.234	17:29:11.085

P10	2	Mike BROUWERS			Husqvarna - Joma / Brouwersracingteam				
IDEAL LAP TIME : 54.478		BEST LAP TIME : 54.777		DIFFERENCE : 0.299					
LAP	SECTOR 1	SECTOR 2	SECTOR 3	LAP TIME	MPH	DIFF	TIME OF DAY		
1 -	OUTLAP	23.491	107.8	16.368	100.1		16:51:48.876		
2 -	18.790	22.714	107.8	16.256	98.9	57.760	78.96	2.983	16:52:46.636
3 -	18.470	22.078	108.9	15.992	99.7	56.540	80.67	1.763	16:53:43.176
4 -	18.154	21.794	111.6	15.890	99.5	55.838	81.68	1.061	16:54:39.014
5 -	18.290	21.588	108.7	15.688	98.9	55.566	82.08	0.789	16:55:34.580
6 -	18.267	21.436	110.3	15.639	100.9	55.342	82.41	0.565	16:56:29.922
7 -	18.162	21.507	109.4	15.850	98.5	55.519	82.15	0.742	16:57:25.441
8 -	18.309	21.830	109.2	15.758	100.0	55.897	81.59	1.120	16:58:21.338
9 -	18.143	21.769	103.4	19.716	35.6	59.628	76.49	4.851	16:59:20.966
10 -	OUTLAP	22.835	110.0	15.784	100.4	3:08.241	24.23	2:13.464	17:02:29.207
11 -	18.242	21.515	109.4	15.903	98.8	55.660	81.94	0.883	17:03:24.867
12 -	18.126	21.346	109.8	15.621	99.5	55.093	82.78	0.316	17:04:19.960
13 -	18.392	21.630	111.2	15.691	100.4	55.713	81.86	0.936	17:05:15.673
14 -	18.336	21.513	111.4	15.920	99.2	55.769	81.78	0.992	17:06:11.442
15 -	18.673	21.377	110.0	15.784	98.6	55.834	81.69	1.057	17:07:07.276
16 -	18.421	21.459	109.6	15.734	100.1	55.614	82.01	0.837	17:08:02.890
17 -	18.425	21.579	111.2	15.677	99.5	55.681	81.91	0.904	17:08:58.571
18 -	18.036	21.585	109.4	15.615	100.4	55.236	82.57	0.459	17:09:53.807
19 -	19.045	21.496	110.9	15.673	100.1	56.214	81.13	1.437	17:10:50.021
20 -	17.946	21.645	110.7	15.693	99.7	55.284	82.50	0.507	17:11:45.305
21 -	18.091	21.483	110.5	15.662	98.9	55.236	82.57	0.459	17:12:40.541
22 -	18.153	21.785	109.1	16.057	100.0	55.995	81.45	1.218	17:13:36.536
23 -	18.215	21.324	110.9	15.533	100.9	55.072	82.82	0.295	17:14:31.608
24 -	18.137	21.131	110.3	15.684	100.3	54.952 (3)	83.00	0.175	17:15:26.560
25 -	17.883	21.418	111.6	15.476	99.8	54.777 (1)	83.26		17:16:21.337
26 -	OUTLAP	22.182	108.2	15.754	98.8	9:40.225	7.86	8:45.448	17:26:01.562
27 -	18.259	21.581	110.3	15.764	100.7	55.604	82.02	0.827	17:26:57.166
28 -	18.005	21.373	109.6	15.727	99.7	55.105	82.77	0.328	17:27:52.271
29 -	17.883	21.119	110.7	15.855	100.6	54.857 (2)	83.14	0.080	17:28:47.128

P11	62	Vasco van der VALK			Honda - GA Competition / vasco62.nl				
IDEAL LAP TIME : 54.817		BEST LAP TIME : 54.875		DIFFERENCE : 0.058					
LAP	SECTOR 1	SECTOR 2	SECTOR 3	LAP TIME	MPH	DIFF	TIME OF DAY		
1 -	OUTLAP	25.637	102.1	17.995	99.1		16:58:09.232		
2 -	20.453	24.007	109.4	16.706	99.7	1:01.166	74.56	6.291	16:59:10.398
3 -	18.697	22.433	111.1	15.931	100.1	57.061	79.93	2.186	17:00:07.459
4 -	18.347	21.895	111.4	15.914	100.3	56.156	81.22	1.281	17:01:03.615
5 -	18.076	21.620	112.5	15.775	100.6	55.471	82.22	0.596	17:01:59.086
6 -	18.072	21.481	112.9	15.640	101.0	55.193 (3)	82.63	0.318	17:02:54.279
7 -	18.019	21.734	113.9	16.210	101.0	55.963	81.50	1.088	17:03:50.242
8 -	18.614	22.259	110.5	15.670	100.9	56.543	80.66	1.668	17:04:46.785
9 -	17.966	21.770	111.2	15.748	100.3	55.484	82.20	0.609	17:05:42.269
10 -	17.805	21.372	111.8	15.698	100.3	54.875 (1)	83.11		17:06:37.144
11 -	18.126	21.976	110.3	20.677	32.7	1:00.779	75.04	5.904	17:07:37.923
12 -	OUTLAP	25.553	100.7	21.407	31.8	3:42.866	20.46	2:47.991	17:11:20.789
13 -	OUTLAP	22.695	109.1	16.037	100.3	1:40.098	45.56	45.223	17:13:00.887
14 -	18.406	22.237	108.5	16.482	101.3	57.125	79.84	2.250	17:13:58.012
15 -	18.164	21.966	112.2	15.696	100.7	55.826	81.70	0.951	17:14:53.838
16 -	17.907	21.562	112.4	15.693	100.7	55.162 (2)	82.68	0.287	17:15:49.000

Weather / Track : Bright / Dry

Knockhill
Circuit Length = 1.2669 miles
Start: 16:50 Flag 17:28 End: 17:29

MCRCB BULLETIN TK052

2016 MCE British Superbike Championship - Round 4

2016 HEL Performance British Motostar Championship

QUALIFYING 1 - SECTOR ANALYSIS

SECTOR 1 = FL to I1, SECTOR 2 = I1 to I2, SECTOR 3 = I2 to FL, DIFF = Difference To Personal Best Lap

P12 3 S Mark CLAYTON		Honda NSF - SP125							
IDEAL LAP TIME : 54.703		BEST LAP TIME : 55.144		DIFFERENCE : 0.441					
LAP	SECTOR 1	SECTOR 2	SECTOR 3	LAP TIME	MPH	DIFF	TIME OF DAY		
1 -	OUTLAP	23.028	107.2	16.085	97.9		16:52:33.072		
2 -	18.538	21.945	109.2	15.823	99.4	56.306	81.00	1.162	16:53:29.378
3 -	18.358	21.730	109.2	15.648	98.2	55.736	81.83	0.592	16:54:25.114
4 -	18.352	21.605	109.4	15.718	98.8	55.675	81.92	0.531	16:55:20.789
5 -	18.982	24.337	100.0	15.789	99.2	59.108	77.16	3.964	16:56:19.897
6 -	18.336	21.943	109.2	15.704	99.2	55.983	81.47	0.839	16:57:15.880
7 -	18.765	21.859	110.0	15.794	98.2	56.418	80.84	1.274	16:58:12.298
8 -	18.253	21.752	108.2	15.704	98.6	55.709	81.87	0.565	16:59:08.007
9 -	18.316	22.858	97.6	16.584	93.4	57.758	78.96	2.614	17:00:05.765
10 -	18.872	22.074	107.7	15.715	99.5	56.661	80.49	1.517	17:01:02.426
11 -	18.052	21.619	109.8	15.701	98.8	55.372 (3)	82.37	0.228	17:01:57.798
12 -	17.991	21.575	110.9	18.584	39.4	58.150	78.43	3.006	17:02:55.948
13 -	OUTLAP	25.445	92.0	15.910	99.5	1:17.506	58.84	22.362	17:04:13.454
14 -	18.193	21.528	109.2	15.664	99.2	55.385	82.35	0.241	17:05:08.839
15 -	19.209	25.830	90.5	16.781	92.4	1:01.820	73.78	6.676	17:06:10.659
16 -	19.740	23.587	107.3	15.776	99.4	59.103	77.17	3.959	17:07:09.762
17 -	18.783	22.407	107.3	15.772	99.8	56.962	80.07	1.818	17:08:06.724
18 -	18.079	21.978	108.9	15.716	98.9	55.773	81.77	0.629	17:09:02.497
19 -	18.435	25.187	91.6	16.072	99.5	59.694	76.40	4.550	17:10:02.191
20 -	18.495	22.572	107.5	15.760	99.8	56.827	80.26	1.683	17:10:59.018
21 -	18.155	23.024	108.4	15.616	100.4	56.795	80.30	1.651	17:11:55.813
22 -	18.086	21.423	110.7	15.635	98.3	55.144 (1)	82.71		17:12:50.957
23 -	18.555	21.823	108.9	16.144	97.6	56.522	80.69	1.378	17:13:47.479
24 -	18.362	22.017	108.0	15.613	99.5	55.992	81.46	0.848	17:14:43.471
25 -	18.050	21.892	108.5	15.775	98.6	55.717	81.86	0.573	17:15:39.188
26 -	OUTLAP	21.723	108.4	16.393	96.2	10:32.050	7.21	9:36.906	17:26:11.238
27 -	18.375	22.145	108.0	15.463	99.5	55.983	81.47	0.839	17:27:07.221
28 -	18.161	21.612	108.4	15.702	99.1	55.475	82.21	0.331	17:28:02.696
29 -	18.149	21.378	109.1	15.830	99.2	55.357 (2)	82.39	0.213	17:28:58.053

P13 30 Max COOK		Repli-Cast - Repli-Cast UK Racing							
IDEAL LAP TIME : 55.028		BEST LAP TIME : 55.212		DIFFERENCE : 0.184					
LAP	SECTOR 1	SECTOR 2	SECTOR 3	LAP TIME	MPH	DIFF	TIME OF DAY		
1 -	OUTLAP	24.700	110.5	16.678	102.1		16:51:09.875		
2 -	19.378	22.661	111.8	15.780	102.2	57.819	78.88	2.607	16:52:07.694
3 -	18.782	22.438	111.4	16.022	102.4	57.242	79.68	2.030	16:53:04.936
4 -	18.669	22.335	112.5	15.796	102.6	56.800	80.30	1.588	16:54:01.736
5 -	19.255	23.162	112.7	16.047	103.0	58.464	78.01	3.252	16:55:00.200
6 -	18.769	22.119	112.0	15.618	101.9	56.506	80.71	1.294	16:55:56.706
7 -	18.711	22.333	111.8	15.577	101.8	56.621	80.55	1.409	16:56:53.327
8 -	18.629	22.162	111.1	15.625	101.8	56.416	80.84	1.204	16:57:49.743
9 -	18.583	22.044	111.8	15.420	101.5	56.047	81.38	0.835	16:58:45.790
10 -	18.410	22.045	111.2	15.580	102.1	56.035	81.39	0.823	16:59:41.825
11 -	19.076	22.975	112.2	15.880	102.2	57.931	78.73	2.719	17:00:39.756
12 -	18.666	24.100	97.3	21.672	35.4	1:04.438	70.78	9.226	17:01:44.194
13 -	OUTLAP	22.927	111.2	15.941	100.3	2:15.520	33.65	1:20.308	17:03:59.714
14 -	18.719	22.150	111.8	15.539	101.8	56.408	80.85	1.196	17:04:56.122
15 -	18.494	21.979	111.4	16.120	100.7	56.593	80.59	1.381	17:05:52.715
16 -	18.612	21.956	111.2	15.387	101.5	55.955	81.51	0.743	17:06:48.670
17 -	18.411	22.013	110.9	15.496	101.3	55.920	81.56	0.708	17:07:44.590
18 -	18.304	21.578	111.8	15.679	101.3	55.561	82.09	0.349	17:08:40.151
19 -	18.209	21.801	111.8	15.442	101.8	55.452 (3)	82.25	0.240	17:09:35.603
20 -	18.217	21.681	111.8	15.314	101.9	55.212 (1)	82.61		17:10:30.815
21 -	18.142	22.411	112.4	15.480	101.5	56.033	81.40	0.821	17:11:26.848
22 -	18.136	21.828	111.6	15.495	99.8	55.459	82.24	0.247	17:12:22.307
23 -	18.217	21.685	112.5	15.387	101.9	55.289 (2)	82.49	0.077	17:13:17.596
24 -	18.193	21.792	111.6	15.557	102.4	55.542	82.12	0.330	17:14:13.138
25 -	18.251	21.863	111.1	15.477	100.9	55.591	82.04	0.379	17:15:08.729
26 -	18.765	28.029	72.2	19.625	85.0	1:06.419	68.67	11.207	17:16:15.148

Weather / Track : Bright / Dry

Knockhill
Circuit Length = 1.2669 miles
Start: 16:50 Flag 17:28 End: 17:29

MCRCB BULLETIN TK052

2016 MCE British Superbike Championship - Round 4

2016 HEL Performance British Motostar Championship

QUALIFYING 1 - SECTOR ANALYSIS

SECTOR 1 = FL to I1, SECTOR 2 = I1 to I2, SECTOR 3 = I2 to FL, DIFF = Difference To Personal Best Lap

27 -	OUTLAP	22.615	110.7	15.929	100.3	9:51.512	7.71	8:56.300	17:26:06.660
28 -	18.462	21.909	112.0	15.385	101.9	55.756	81.80	0.544	17:27:02.416
29 -	18.253	22.426	110.1	15.436	101.6	56.115	81.28	0.903	17:27:58.531
30 -	18.399	21.902	111.2	15.372	101.6	55.673	81.92	0.461	17:28:54.204

P14	69	Tom BOOTH-AMOS			Tigcraft - FAB-Racing				
IDEAL LAP TIME : 55.217		BEST LAP TIME : 55.217		DIFFERENCE : 0.000					
LAP	SECTOR 1	SECTOR 2	SECTOR 3	LAP TIME	MPH	DIFF	TIME OF DAY		
1 -	OUTLAP	22.816	109.1	16.352	101.0				16:53:53.982
2 -	18.564	21.583	112.5	15.661	101.2	55.808 (2)	81.72	0.591	16:54:49.790
3 -	18.303	21.378	112.7	15.536	101.9	55.217 (1)	82.60		16:55:45.007

P15	28	Lee HINDLE			KTM - JH Motorsport				
IDEAL LAP TIME : 55.001		BEST LAP TIME : 55.222		DIFFERENCE : 0.221					
LAP	SECTOR 1	SECTOR 2	SECTOR 3	LAP TIME	MPH	DIFF	TIME OF DAY		
1 -	OUTLAP	23.593	108.0	17.030	103.0				16:53:52.620
2 -	19.346	22.931	113.3	16.109	106.3	58.386	78.11	3.164	16:54:51.006
3 -	18.565	21.752	114.7	15.953	105.0	56.270	81.05	1.048	16:55:47.276
4 -	18.777	22.446	113.5	15.891	107.2	57.114	79.85	1.892	16:56:44.390
5 -	18.878	21.493	117.1	15.829	106.8	56.200	81.15	0.978	16:57:40.590
6 -	19.030	22.761	114.5	16.350	103.0	58.141	78.44	2.919	16:58:38.731
7 -	18.536	21.541	114.7	15.629	105.3	55.706	81.87	0.484	16:59:34.437
8 -	18.404	21.745	112.5	15.676	105.3	55.825	81.70	0.603	17:00:30.262
9 -	19.227	24.375	107.2	16.557	103.4	1:00.159	75.81	4.937	17:01:30.421
10 -	18.629	22.237	112.5	16.605	104.8	57.471	79.36	2.249	17:02:27.892
11 -	18.688	21.778	112.5	21.657	32.1	1:02.123	73.42	6.901	17:03:30.015
12 -	OUTLAP	23.366	109.8	16.494	104.8	3:23.277	22.43	2:28.055	17:06:53.292
13 -	18.542	22.067	112.4	15.968	104.8	56.577	80.61	1.355	17:07:49.869
14 -	18.212	21.281	113.7	15.729	104.8	55.222 (1)	82.59		17:08:45.091
15 -	18.222	22.394	101.6	16.926	104.5	57.542	79.26	2.320	17:09:42.633
16 -	18.292	21.183	114.5	15.772	105.1	55.247 (2)	82.55	0.025	17:10:37.880
17 -	18.973	27.770	110.5	16.246	104.3	1:02.989	72.41	7.767	17:11:40.869
18 -	18.421	21.529	114.1	16.420	102.7	56.370	80.91	1.148	17:12:37.239
19 -	19.420	24.616	89.7	18.105	103.2	1:02.141	73.39	6.919	17:13:39.380
20 -	20.271	24.735	111.8	16.302	106.5	1:01.308	74.39	6.086	17:14:40.688
21 -	18.490	22.699	110.5	16.159	104.8	57.348	79.53	2.126	17:15:38.036
22 -	OUTLAP	22.584	114.1	16.719	103.4	10:29.593	7.24	9:34.371	17:26:07.629
23 -	18.681	22.175	113.9	16.186	103.7	57.042	79.96	1.820	17:27:04.671
24 -	18.413	21.684	114.5	16.172	105.3	56.269	81.05	1.047	17:28:00.940
25 -	18.228	21.473	114.1	15.833	104.8	55.534 (3)	82.13	0.312	17:28:56.474

P16	72 S	Cameron HORSMAN			Honda NSF - FAB-Racing				
IDEAL LAP TIME : 54.879		BEST LAP TIME : 55.223		DIFFERENCE : 0.344					
LAP	SECTOR 1	SECTOR 2	SECTOR 3	LAP TIME	MPH	DIFF	TIME OF DAY		
1 -	OUTLAP	23.639	107.0	16.696	97.9				16:51:06.512
2 -	18.799	22.275	110.1	16.381	98.5	57.455	79.38	2.232	16:52:03.967
3 -	19.068	22.221	108.4	16.186	98.3	57.475	79.35	2.252	16:53:01.442
4 -	18.537	21.997	109.2	16.196	96.8	56.730	80.40	1.507	16:53:58.172
5 -	18.409	21.952	108.7	15.802	98.6	56.163	81.21	0.940	16:54:54.335
6 -	18.517	21.890	108.7	15.839	98.3	56.246	81.09	1.023	16:55:50.581
7 -	18.441	22.601	108.2	15.987	98.1	57.029	79.97	1.806	16:56:47.610
8 -	18.788	21.956	108.5	19.505	35.3	1:00.249	75.70	5.026	16:57:47.859
9 -	OUTLAP	22.031	109.4	15.897	99.1	1:25.812	53.15	30.589	16:59:13.671
10 -	18.694	22.143	109.1	15.695	98.5	56.532	80.68	1.309	17:00:10.203
11 -	18.112	21.601	111.1	15.510	98.5	55.223 (1)	82.59		17:01:05.426
12 -	18.276	21.663	110.3	15.754	98.1	55.693	81.89	0.470	17:02:01.119
13 -	18.316	22.083	107.0	15.929	96.1	56.328	80.97	1.105	17:02:57.447
14 -	18.420	21.723	109.1	15.725	97.6	55.868	81.64	0.645	17:03:53.315
15 -	18.444	21.776	109.2	15.792	98.3	56.012	81.43	0.789	17:04:49.327
16 -	18.235	21.756	109.6	15.686	98.8	55.677	81.92	0.454	17:05:45.004
17 -	18.381	22.805	104.5	20.729	33.3	1:01.915	73.66	6.692	17:06:46.919
18 -	OUTLAP	22.172	108.0	15.978	97.8	2:11.134	34.78	1:15.911	17:08:58.053

Knockhill
 Circuit Length = 1.2669 miles
 Start: 16:50 Flag 17:28 End: 17:29

Weather / Track : Bright / Dry

MCRCB BULLETIN TK052

2016 MCE British Superbike Championship - Round 4

2016 HEL Performance British Motostar Championship

QUALIFYING 1 - SECTOR ANALYSIS

SECTOR 1 = FL to I1, SECTOR 2 = I1 to I2, SECTOR 3 = I2 to FL, DIFF = Difference To Personal Best Lap

19 -	18.218	22.034	108.5	15.917	99.5	56.169	81.20	0.946	17:09:54.222
20 -	19.826	22.020	110.5	15.938	99.2	57.784	78.93	2.561	17:10:52.006
21 -	18.606	21.998	109.6	15.721	99.4	56.325	80.97	1.102	17:11:48.331
22 -	18.383	23.058	108.5	19.849	36.0	1:01.290	74.41	6.067	17:12:49.621
23 -	OUTLAP	22.122	108.4	15.948	98.2	1:10.338	64.84	15.115	17:13:59.959
24 -	18.187	21.743	110.0	15.615	98.6	55.545	82.11	0.322	17:14:55.504
25 -	17.888	21.947	111.1	15.660	99.8	55.495 (3)	82.18	0.272	17:15:50.999
26 -		22.465	107.3	15.975	98.1	10:11.454	7.45	9:16.231	17:26:02.453
27 -	18.324	21.955	107.2	15.842	98.3	56.121	81.27	0.898	17:26:58.574
28 -	18.257	21.481	108.9	15.538	98.1	55.276 (2)	82.51	0.053	17:27:53.850
29 -	18.589	21.727	108.7	15.523	98.8	55.839	81.68	0.616	17:28:49.689

P17 20	Joel MARKLUND	Honda - Marklund Solutions / SP125							
IDEAL LAP TIME : 55.426	BEST LAP TIME : 55.426	DIFFERENCE : 0.000							

LAP	SECTOR 1	SECTOR 2	SECTOR 3	LAP TIME	MPH	DIFF	TIME OF DAY		
1 -	OUTLAP	23.767	109.2	16.976	101.2		16:53:21.805		
2 -	19.482	22.258	112.9	16.188	102.4	57.928	78.73	2.502	16:54:19.733
3 -	18.782	21.989	112.9	16.352	101.8	57.123	79.84	1.697	16:55:16.856
4 -	18.921	22.045	112.0	16.237	101.9	57.203	79.73	1.777	16:56:14.059
5 -	19.409	22.143	112.9	16.154	101.8	57.706	79.04	2.280	16:57:11.765
6 -	18.530	21.891	112.9	16.231	100.9	56.652	80.51	1.226	16:58:08.417
7 -	18.774	21.850	112.5	15.928	100.6	56.552	80.65	1.126	16:59:04.969
8 -	18.539	21.777	112.2	15.898	101.9	56.214	81.13	0.788	17:00:01.183
9 -	18.517	21.559	113.1	15.861	101.2	55.937 (3)	81.54	0.511	17:00:57.120
10 -	18.312	21.500	112.5	15.614	101.3	55.426 (1)	82.29		17:01:52.546
11 -	18.421	21.610	112.7	15.690	101.6	55.721 (2)	81.85	0.295	17:02:48.267
12 -	18.342	21.874	108.9	27.170	24.6	1:07.386	67.68	11.960	17:03:55.653
13 -	OUTLAP	1:26.916	87.6	29.694	29.6	7:43.229	9.84	6:47.803	17:11:38.882
14 -	OUTLAP	22.985	109.1	17.659	100.6	2:00.411	37.87	1:04.985	17:13:39.293
15 -	19.233	21.947	112.4	15.799	101.9	56.979	80.04	1.553	17:14:36.272
16 -	18.527	22.195	111.4	15.984	100.1	56.706	80.43	1.280	17:15:32.978
17 -	OUTLAP	22.981	112.5	16.263	101.0	10:47.490	7.04	9:52.064	17:26:20.468
18 -	18.685	22.450	111.1	15.736	102.4	56.871	80.20	1.445	17:27:17.339
19 -	18.815	22.659	112.5	15.847	101.2	57.321	79.57	1.895	17:28:14.660
20 -	18.448	21.824	112.9	16.304	102.2	56.576	80.61	1.150	17:29:11.236

P18 11 S	Dan JONES	Honda NSF - Jones Brothers Racing							
IDEAL LAP TIME : 55.207	BEST LAP TIME : 55.436	DIFFERENCE : 0.229							

LAP	SECTOR 1	SECTOR 2	SECTOR 3	LAP TIME	MPH	DIFF	TIME OF DAY		
1 -	OUTLAP	23.623	105.6	16.833	97.5		16:51:40.532		
2 -	18.956	22.420	109.1	16.115	99.5	57.491	79.33	2.055	16:52:38.023
3 -	18.833	23.493	108.4	16.107	98.5	58.433	78.05	2.997	16:53:36.456
4 -	18.584	21.987	109.6	15.896	99.1	56.467	80.77	1.031	16:54:32.923
5 -	18.312	21.983	109.8	15.832	99.1	56.127	81.26	0.691	16:55:29.050
6 -	18.377	21.915	110.5	15.752	99.8	56.044	81.38	0.608	16:56:25.094
7 -	18.450	21.939	110.9	15.594	100.3	55.983	81.47	0.547	16:57:21.077
8 -	18.250	21.808	110.0	15.794	100.4	55.852	81.66	0.416	16:58:16.929
9 -	18.417	21.956	110.7	15.851	100.6	56.224	81.12	0.788	16:59:13.153
10 -	18.300	21.673	110.7	15.708	99.7	55.681 (2)	81.91	0.245	17:00:08.834
11 -	18.354	21.698	110.9	15.740	100.0	55.792	81.75	0.356	17:01:04.626
12 -	18.456	22.047	110.3	24.283	37.7	1:04.786	70.40	9.350	17:02:09.412
13 -	OUTLAP	23.346	107.5	16.125	98.9	6:27.955	11.75	5:32.519	17:08:37.367
14 -	18.572	22.102	109.1	15.906	99.5	56.580	80.61	1.144	17:09:33.947
15 -	18.337	21.981	109.8	15.593	99.8	55.911	81.57	0.475	17:10:29.858
16 -	18.296	22.087	110.5	15.618	99.8	56.001	81.44	0.565	17:11:25.859
17 -	18.104	21.850	110.3	15.482	99.8	55.436 (1)	82.27		17:12:21.295
18 -	18.296	21.621	110.9	15.859	99.8	55.776 (3)	81.77	0.340	17:13:17.071
19 -	18.246	21.875	110.0	15.776	99.7	55.897	81.59	0.461	17:14:12.968
20 -	18.565	21.820	111.1	15.814	100.4	56.199	81.16	0.763	17:15:09.167
21 -	18.401	22.603	109.6	15.929	99.5	56.933	80.11	1.497	17:16:06.100

Weather / Track : Bright / Dry

Knockhill
Circuit Length = 1.2669 miles
Start: 16:50 Flag 17:28 End: 17:29

MCRCB BULLETIN TK052

2016 MCE British Superbike Championship - Round 4

2016 HEL Performance British Motostar Championship

QUALIFYING 1 - SECTOR ANALYSIS

SECTOR 1 = FL to I1, SECTOR 2 = I1 to I2, SECTOR 3 = I2 to FL, DIFF = Difference To Personal Best Lap

P19 23 Sam LLEWELLYN		Honda - Mammoth Motorsport							
IDEAL LAP TIME : 55.485		BEST LAP TIME : 55.498		DIFFERENCE : 0.013					
LAP	SECTOR 1	SECTOR 2	SECTOR 3	LAP TIME	MPH	DIFF	TIME OF DAY		
1 -	OUTLAP	23.009	110.3	16.385	100.6		16:52:12.042		
2 -	18.760	22.181	110.7	15.962	100.7	56.903	80.15	1.405	16:53:08.945
3 -	18.559	22.126	110.5	15.859	101.6	56.544	80.66	1.046	16:54:05.489
4 -	18.475	22.080	110.0	15.882	101.9	56.437	80.81	0.939	16:55:01.926
5 -	18.592	22.110	110.9	16.080	101.9	56.782	80.32	1.284	16:55:58.708
6 -	19.432	22.636	111.8	15.778	101.0	57.846	78.84	2.348	16:56:56.554
7 -	18.597	21.925	110.3	15.704	101.0	56.226	81.12	0.728	16:57:52.780
8 -	18.472	21.738	110.9	15.906	100.1	56.116	81.28	0.618	16:58:48.896
9 -	18.388	21.720	110.5	15.740	100.6	55.848	(2) 81.67	0.350	16:59:44.744
10 -	18.654	21.604	111.2	15.757	101.9	56.015	81.42	0.517	17:00:40.759
11 -	18.410	22.561	110.0	16.167	100.3	57.138	79.82	1.640	17:01:37.897
12 -	18.526	21.697	111.4	15.826	101.6	56.049	81.37	0.551	17:02:33.946
13 -	18.504	21.599	110.3	15.746	100.7	55.849	(3) 81.66	0.351	17:03:29.795
14 -	18.390	21.393	111.2	15.715	100.9	55.498	(1) 82.18		17:04:25.293
15 -	19.068	22.311	107.8	20.584	34.9	1:01.963	73.61	6.465	17:05:27.256
16 -	OUTLAP	23.120	108.0	16.472	98.5	4:21.862	17.41	3:26.364	17:09:49.118

P20 79 S Storm STACEY		Honda NSF - Repli-Cast UK Racing							
IDEAL LAP TIME : 55.546		BEST LAP TIME : 55.626		DIFFERENCE : 0.080					
LAP	SECTOR 1	SECTOR 2	SECTOR 3	LAP TIME	MPH	DIFF	TIME OF DAY		
1 -		24.128	109.2	17.030	101.0		16:51:07.332		
2 -	19.067	23.108	104.8	16.377	101.3	58.552	77.89	2.926	16:52:05.884
3 -	19.048	22.548	110.7	16.202	100.7	57.798	78.91	2.172	16:53:03.682
4 -	19.066	22.398	112.0	16.254	101.3	57.718	79.02	2.092	16:54:01.400
5 -	19.330	23.094	108.7	16.092	101.8	58.516	77.94	2.890	16:54:59.916
6 -	18.677	22.225	111.1	15.975	100.9	56.877	80.19	1.251	16:55:56.793
7 -	18.835	22.550	110.9	15.786	100.6	57.171	79.78	1.545	16:56:53.964
8 -	18.540	22.347	110.9	15.934	98.8	56.821	80.27	1.195	16:57:50.785
9 -	18.469	22.448	111.1	15.840	99.5	56.757	80.36	1.131	16:58:47.542
10 -	18.598	22.633	109.4	15.962	98.5	57.193	79.74	1.567	16:59:44.735
11 -	18.896	22.469	110.0	15.956	101.0	57.321	79.57	1.695	17:00:42.056
12 -	18.649	22.335	112.7	15.672	101.0	56.656	80.50	1.030	17:01:38.712
13 -	18.808	22.943	112.0	15.937	100.0	57.688	79.06	2.062	17:02:36.400
14 -	18.978	22.199	110.7	15.708	99.4	56.885	80.18	1.259	17:03:33.285
15 -	18.561	22.308	111.1	15.636	100.9	56.505	80.72	0.879	17:04:29.790
16 -	18.546	22.244	111.2	15.738	100.1	56.528	80.68	0.902	17:05:26.318
17 -	18.570	22.248	110.7	16.054	99.1	56.872	80.19	1.246	17:06:23.190
18 -	18.529	22.205	110.1	15.932	100.3	56.666	80.49	1.040	17:07:19.856
19 -	18.456	22.008	109.8	15.840	99.7	56.304	81.00	0.678	17:08:16.160
20 -	18.405	22.247	109.8	15.975	99.7	56.627	80.54	1.001	17:09:12.787
21 -	18.471	21.862	110.7	15.675	100.0	56.008	(2) 81.43	0.382	17:10:08.795
22 -	19.301	25.526	101.5	23.524	28.9	1:08.351	66.73	12.725	17:11:17.146
23 -	OUTLAP	22.384	111.6	15.976	100.1	1:43.978	43.86	48.352	17:13:01.124
24 -	18.517	22.102	112.4	15.883	100.6	56.502	80.72	0.876	17:13:57.626
25 -	18.337	22.113	110.1	15.916	101.2	56.366	80.91	0.740	17:14:53.992
26 -	18.230	22.014	112.4	15.782	97.8	56.026	(3) 81.41	0.400	17:15:50.018
27 -	OUTLAP	22.909	108.9	15.953	100.0	10:23.140	7.31	9:27.514	17:26:13.158
28 -	18.579	22.262	111.1	15.785	100.7	56.626	80.54	1.000	17:27:09.784
29 -	18.825	22.325	112.2	15.646	98.9	56.796	80.30	1.170	17:28:06.580
30 -	18.310	21.816	110.9	15.500	100.9	55.626	(1) 81.99		17:29:02.206

P21 25 S Thomas STRUDWICK		Honda NSF - Case Moto3							
IDEAL LAP TIME : 55.688		BEST LAP TIME : 55.688		DIFFERENCE : 0.000					
LAP	SECTOR 1	SECTOR 2	SECTOR 3	LAP TIME	MPH	DIFF	TIME OF DAY		
1 -	OUTLAP	23.996	109.1	16.862	99.1		16:51:09.303		
2 -	19.391	22.528	109.4	15.947	100.0	57.866	78.82	2.178	16:52:07.169
3 -	18.697	22.434	109.8	15.998	100.0	57.129	79.83	1.441	16:53:04.298
4 -	18.813	23.466	84.9	22.514	33.3	1:04.793	70.39	9.105	16:54:09.091

Weather / Track : Bright / Dry

Knockhill
Circuit Length = 1.2669 miles
Start: 16:50 Flag 17:28 End: 17:29

MCRCB BULLETIN TK052

2016 MCE British Superbike Championship - Round 4

2016 HEL Performance British Motostar Championship

QUALIFYING 1 - SECTOR ANALYSIS

SECTOR 1 = FL to I1, SECTOR 2 = I1 to I2, SECTOR 3 = I2 to FL, DIFF = Difference To Personal Best Lap

5 -	OUTLAP	23.006	110.5	15.855	100.9	1:41.902	44.75	46.214	16:55:50.993
6 -	18.656	22.529	110.9	15.675	100.6	56.860	80.21	1.172	16:56:47.853
7 -	18.910	22.237	111.6	15.884	99.8	57.031	79.97	1.343	16:57:44.884
8 -	18.720	22.345	108.4	15.804	99.7	56.869	80.20	1.181	16:58:41.753
9 -	18.939	22.909	111.1	16.156	101.6	58.004	78.63	2.316	16:59:39.757
10 -	18.763	22.401	109.6	15.728	100.6	56.892	80.17	1.204	17:00:36.649
11 -	18.394	22.177	108.7	15.628	100.0	56.199 (3)	81.16	0.511	17:01:32.848
12 -	18.479	22.374	110.5	15.683	101.0	56.536	80.67	0.848	17:02:29.384
13 -	18.403	22.006	111.4	16.022	100.6	56.431	80.82	0.743	17:03:25.815
14 -	18.310	21.843	109.4	15.535	100.6	55.688 (1)	81.90		17:04:21.503
15 -	18.555	21.956	109.4	15.644	100.1	56.155 (2)	81.22	0.467	17:05:17.658
16 -	18.450	21.999	110.7	16.157	98.2	56.606	80.57	0.918	17:06:14.264
17 -	18.818	22.672	110.0	19.132	33.9	1:00.622	75.23	4.934	17:07:14.886
18 -	OUTLAP	22.581	108.0	15.842	99.7	2:11.933	34.57	1:16.245	17:09:26.819
19 -	18.570	22.094	108.5	15.846	99.7	56.510	80.71	0.822	17:10:23.329
20 -	18.661	23.650	108.7	15.993	100.1	58.304	78.22	2.616	17:11:21.633
21 -	18.551	22.344	108.4	15.836	99.7	56.731	80.39	1.043	17:12:18.364

P22	34 S	Liam DELVES	Honda NSF - Crucials Sauce / Banks Racing					
IDEAL LAP TIME : 55.564		BEST LAP TIME : 55.740		DIFFERENCE : 0.176				

LAP	SECTOR 1	SECTOR 2	SECTOR 3	LAP TIME	MPH	DIFF	TIME OF DAY		
1 -	OUTLAP	23.581	106.1	16.614	97.5		16:51:39.356		
2 -	18.496	22.455	108.2	16.397	98.3	57.348	79.53	1.608	16:52:36.704
3 -	18.869	22.687	107.3	16.346	97.6	57.902	78.77	2.162	16:53:34.606
4 -	18.457	22.244	108.2	16.023	97.3	56.724	80.40	0.984	16:54:31.330
5 -	18.435	22.294	107.5	16.004	97.3	56.733	80.39	0.993	16:55:28.063
6 -	18.287	22.137	108.0	15.956	97.3	56.380	80.89	0.640	16:56:24.443
7 -	18.353	22.109	108.2	15.832	97.8	56.294	81.02	0.554	16:57:20.737
8 -	18.282	22.026	108.7	15.689	97.6	55.997	81.45	0.257	16:58:16.734
9 -	18.334	22.161	107.8	15.891	98.1	56.386	80.89	0.646	16:59:13.120
10 -	18.933	21.899	108.5	15.853	97.9	56.685	80.46	0.945	17:00:09.805
11 -	18.112	21.853	107.7	15.824	98.2	55.789 (3)	81.75	0.049	17:01:05.594
12 -	18.360	21.888	110.0	15.790	98.8	56.038	81.39	0.298	17:02:01.632
13 -	18.200	21.891	108.0	16.063	98.2	56.154	81.22	0.414	17:02:57.786
14 -	18.405	21.810	109.1	15.882	98.1	56.097	81.30	0.357	17:03:53.883
15 -	18.199	22.516	100.3	21.106	35.1	1:01.821	73.77	6.081	17:04:55.704
16 -	OUTLAP	22.656	106.1	16.284	97.3	3:52.688	19.60	2:56.948	17:08:48.392
17 -	18.395	22.678	106.3	16.265	97.2	57.338	79.54	1.598	17:09:45.730
18 -	18.295	21.900	107.5	15.935	97.6	56.130	81.25	0.390	17:10:41.860
19 -	18.471	22.683	108.5	16.127	98.3	57.281	79.62	1.541	17:11:39.141
20 -	18.284	22.150	106.3	16.037	97.6	56.471	80.76	0.731	17:12:35.612
21 -	18.135	21.804	108.0	15.813	97.6	55.752 (2)	81.81	0.012	17:13:31.364
22 -	18.368	22.421	107.0	16.132	97.8	56.921	80.13	1.181	17:14:28.285
23 -	18.229	21.992	107.2	16.082	97.3	56.303	81.01	0.563	17:15:24.588
24 -	18.285	21.948	107.7	16.065	96.8	56.298	81.01	0.558	17:16:20.886
25 -	OUTLAP	23.027	108.2	16.278	97.6	9:54.001	7.67	8:58.261	17:26:14.887
26 -	18.228	21.763	109.4	15.749	98.6	55.740 (1)	81.82		17:27:10.627
27 -	18.114	23.045	93.7	16.487	97.8	57.646	79.12	1.906	17:28:08.273
28 -	18.506	21.981	107.8	15.890	97.9	56.377	80.90	0.637	17:29:04.650

P23	98	Tomas de VRIES	Honda - DAT Racing					
IDEAL LAP TIME : 55.722		BEST LAP TIME : 55.772		DIFFERENCE : 0.050				

LAP	SECTOR 1	SECTOR 2	SECTOR 3	LAP TIME	MPH	DIFF	TIME OF DAY		
1 -		23.597	108.0	16.436	99.1		16:51:03.936		
2 -	19.092	22.556	108.9	16.122	99.8	57.770	78.95	1.998	16:52:01.706
3 -	18.552	22.405	109.2	16.078	100.3	57.035	79.97	1.263	16:52:58.741
4 -	18.402	22.007	110.5	15.982	100.9	56.391	80.88	0.619	16:53:55.132
5 -	18.205	22.198	111.2	15.860	101.5	56.263	81.06	0.491	16:54:51.395
6 -	18.382	22.024	109.6	16.001	100.1	56.407	80.86	0.635	16:55:47.802
7 -	18.786	22.794	111.2	15.911	100.7	57.491	79.33	1.719	16:56:45.293
8 -	18.451	22.047	110.7	15.887	100.4	56.385	80.89	0.613	16:57:41.678
9 -	18.902	23.079	112.4	16.217	99.2	58.198	78.37	2.426	16:58:39.876
10 -	19.200	23.214	106.0	16.214	100.0	58.628	77.79	2.856	16:59:38.504

Knockhill
 Circuit Length = 1.2669 miles
 Start: 16:50 Flag 17:28 End: 17:29

Weather / Track : Bright / Dry

MCRCB BULLETIN TK052

2016 MCE British Superbike Championship - Round 4

2016 HEL Performance British Motostar Championship

QUALIFYING 1 - SECTOR ANALYSIS

SECTOR 1 = FL to I1, SECTOR 2 = I1 to I2, SECTOR 3 = I2 to FL, DIFF = Difference To Personal Best Lap

11 -	18.559	22.010	109.6	15.858	99.1	56.427	80.83	0.655	17:00:34.931
12 -	19.050	24.008	94.5	16.159	100.0	59.217	77.02	3.445	17:01:34.148
13 -	18.433	22.120	112.0	15.794	100.3	56.347	80.94	0.575	17:02:30.495
14 -	18.401	22.110	109.8	16.080	99.5	56.591	80.59	0.819	17:03:27.086
15 -	18.766	22.868	102.6	23.687	27.3	1:05.321	69.82	9.549	17:04:32.407
16 -	OUTLAP	23.405	105.1	16.443	98.5	5:20.196	14.24	4:24.424	17:09:52.603
17 -	18.861	22.444	108.7	15.912	98.6	57.217	79.71	1.445	17:10:49.820
18 -	18.433	21.863	110.7	15.878	99.4	56.174	81.19	0.402	17:11:45.994
19 -	18.297	21.800	111.8	15.793	99.5	55.890 (3)	81.60	0.118	17:12:41.884
20 -	19.195	22.647	106.8	16.323	100.4	58.165	78.41	2.393	17:13:40.049
21 -	19.343	21.980	110.3	15.890	100.0	57.213	79.72	1.441	17:14:37.262
22 -	18.249	21.766	111.4	15.825	100.7	55.840 (2)	81.68	0.068	17:15:33.102
23 -	OUTLAP	22.438	110.5	16.034	99.2	10:29.654	7.24	9:33.882	17:26:02.756
24 -	18.307	21.885	110.5	15.900	100.0	56.092	81.31	0.320	17:26:58.848
25 -	18.366	22.098	109.6	15.774	100.0	56.238	81.10	0.466	17:27:55.086
26 -	18.195	21.753	110.7	15.824	100.7	55.772 (1)	81.78		17:28:50.858

P24	64 S	Asher DURHAM			Honda NSF - Cresswell Racing				
IDEAL LAP TIME : 55.751		BEST LAP TIME : 55.815		DIFFERENCE : 0.064					
LAP	SECTOR 1	SECTOR 2	SECTOR 3	LAP TIME	MPH	DIFF	TIME OF DAY		
1 -	OUTLAP	23.106	108.0	16.463	97.6		16:51:43.108		
2 -	18.789	22.559	108.9	16.303	97.9	57.651	79.11	1.836	16:52:40.759
3 -	18.644	22.328	107.8	16.316	98.2	57.288	79.61	1.473	16:53:38.047
4 -	18.747	22.007	108.9	16.322	97.5	57.076	79.91	1.261	16:54:35.123
5 -	18.718	22.116	108.4	16.358	97.8	57.192	79.75	1.377	16:55:32.315
6 -	18.616	22.360	107.0	16.393	96.8	57.369	79.50	1.554	16:56:29.684
7 -	18.969	22.013	108.9	16.144	98.2	57.126	79.84	1.311	16:57:26.810
8 -	18.611	21.945	109.2	16.154	97.6	56.710	80.42	0.895	16:58:23.520
9 -	18.743	21.922	109.1	19.712	33.1	1:00.377	75.54	4.562	16:59:23.897
10 -	OUTLAP	22.122	108.4	16.302	96.2	3:36.637	21.05	2:40.822	17:03:00.534
11 -	18.689	21.945	109.4	16.198	97.1	56.832	80.25	1.017	17:03:57.366
12 -	18.664	22.101	108.4	16.536	93.8	57.301	79.59	1.486	17:04:54.667
13 -	18.899	22.471	105.0	16.867	96.4	58.237	78.31	2.422	17:05:52.904
14 -	19.503	22.063	108.9	16.327	96.9	57.893	78.78	2.078	17:06:50.797
15 -	18.556	21.876	109.1	16.103	97.9	56.535	80.67	0.720	17:07:47.332
16 -	18.395	21.900	108.4	16.245	97.2	56.540	80.67	0.725	17:08:43.872
17 -	18.588	21.942	108.4	15.931	97.6	56.461	80.78	0.646	17:09:40.333
18 -	19.073	25.001	86.3	17.770	97.1	1:01.844	73.75	6.029	17:10:42.177
19 -	19.054	22.645	108.7	16.024	99.2	57.723	79.01	1.908	17:11:39.900
20 -	18.250	22.120	108.0	15.842	99.7	56.212 (3)	81.14	0.397	17:12:36.112
21 -	18.240	21.669	109.4	15.906	99.1	55.815 (1)	81.71		17:13:31.927
22 -	18.285	22.029	105.8	16.424	99.2	56.738	80.38	0.923	17:14:28.665
23 -	18.276	21.751	108.4	16.107	98.9	56.134 (2)	81.25	0.319	17:15:24.799
24 -	18.836	22.110	109.1	15.943	99.5	56.889	80.17	1.074	17:16:21.688
25 -		23.936	97.3	16.317	98.3	9:41.520	7.84	8:45.705	17:26:03.208
26 -	18.316	22.118	106.1	17.014	92.3	57.448	79.39	1.633	17:27:00.656
27 -	19.791	23.701	97.8	18.409	58.4	1:01.901	73.68	6.086	17:28:02.557

P25	7 S	TJ TOMS			Honda NSF - Wilson Racing				
IDEAL LAP TIME : 55.547		BEST LAP TIME : 55.855		DIFFERENCE : 0.308					
LAP	SECTOR 1	SECTOR 2	SECTOR 3	LAP TIME	MPH	DIFF	TIME OF DAY		
1 -	OUTLAP	23.385	107.2	16.206	97.5		16:52:29.868		
2 -	18.876	22.894	107.2	16.350	98.2	58.120	78.47	2.265	16:53:27.988
3 -	18.697	22.367	108.9	16.249	99.7	57.313	79.58	1.458	16:54:25.301
4 -	18.601	22.301	110.1	15.820	100.3	56.722	80.41	0.867	16:55:22.023
5 -	18.730	22.497	109.4	15.946	98.5	57.173	79.77	1.318	16:56:19.196
6 -	18.738	22.150	110.3	15.897	101.2	56.785	80.32	0.930	16:57:15.981
7 -	18.787	22.098	111.1	15.651	100.4	56.536	80.67	0.681	16:58:12.517
8 -	18.461	21.829	109.6	15.644	100.0	55.934 (2)	81.54	0.079	16:59:08.451
9 -	18.389	21.907	109.6	15.683	97.9	55.979 (3)	81.47	0.124	17:00:04.430
10 -	18.571	21.973	110.1	15.880	98.6	56.424	80.83	0.569	17:01:00.854
11 -	18.428	21.796	109.2	15.801	99.4	56.025	81.41	0.170	17:01:56.879
12 -	18.573	21.744	111.1	16.148	96.5	56.465	80.77	0.610	17:02:53.344

Knockhill
Circuit Length = 1.2669 miles
Start: 16:50 Flag 17:28 End: 17:29

Weather / Track : Bright / Dry

MCRCB BULLETIN TK052

2016 MCE British Superbike Championship - Round 4

2016 HEL Performance British Motostar Championship

QUALIFYING 1 - SECTOR ANALYSIS

SECTOR 1 = FL to I1, SECTOR 2 = I1 to I2, SECTOR 3 = I2 to FL, DIFF = Difference To Personal Best Lap

13 -	18.625	21.909	110.9	15.941	97.9	56.475	80.76	0.620	17:03:49.819
14 -	19.268	22.669	111.1	20.300	38.3	1:02.237	73.28	6.382	17:04:52.056
15 -	OUTLAP	22.935	110.3	16.033	97.9	1:15.561	60.36	19.706	17:06:07.617
16 -	18.490	21.911	110.1	15.939	98.6	56.340	80.95	0.485	17:07:03.957
17 -	18.635	22.270	109.8	15.677	98.9	56.582	80.61	0.727	17:08:00.539
18 -	18.536	21.837	110.3	15.930	99.2	56.303	81.01	0.448	17:08:56.842
19 -	18.521	22.482	107.5	16.138	100.1	57.141	79.82	1.286	17:09:53.983
20 -	19.755	22.204	108.7	16.188	101.2	58.147	78.44	2.292	17:10:52.130
21 -	18.646	21.978	112.5	15.893	100.6	56.517	80.70	0.662	17:11:48.647
22 -	18.454	22.797	112.2	15.543	100.9	56.794	80.30	0.939	17:12:45.441
23 -	18.662	21.948	111.2	19.195	38.1	59.805	76.26	3.950	17:13:45.246
24 -	OUTLAP	22.004	110.5	15.772	100.0	1:09.681	65.45	13.826	17:14:54.927
25 -	18.260	22.017	111.2	15.578	100.1	55.855 (1)	81.65		17:15:50.782
26 -	OUTLAP	22.558	110.5	16.056	99.4	10:21.642	7.33	9:25.787	17:26:12.424
27 -	18.527	22.004	108.7	15.877	98.9	56.408	80.85	0.553	17:27:08.832
28 -	18.581	21.979	107.8	16.141	96.0	56.701	80.44	0.846	17:28:05.533
29 -	18.536	21.806	110.5	15.926	100.3	56.268	81.06	0.413	17:29:01.801

P26	99	Stephen CAMPBELL			Honda - Campbell Racing				
IDEAL LAP TIME : 55.637		BEST LAP TIME : 56.000			DIFFERENCE : 0.363				
LAP	SECTOR 1	SECTOR 2	SECTOR 3	LAP TIME	MPH	DIFF	TIME OF DAY		
1 -	OUTLAP	23.858	107.0	16.999	98.2				16:51:47.810
2 -	19.594	23.061	107.7	16.358	99.7	59.013	77.28	3.013	16:52:46.823
3 -	18.767	22.717	107.3	16.204	99.1	57.688	79.06	1.688	16:53:44.511
4 -	18.669	22.455	108.4	15.962	99.4	57.086	79.89	1.086	16:54:41.597
5 -	18.691	22.720	108.9	16.039	99.1	57.450	79.39	1.450	16:55:39.047
6 -	18.819	22.088	109.1	15.886	99.2	56.793	80.31	0.793	16:56:35.840
7 -	18.768	22.319	108.5	15.837	99.1	56.924	80.12	0.924	16:57:32.764
8 -	18.753	22.421	107.7	15.845	98.9	57.019	79.99	1.019	16:58:29.783
9 -	18.558	22.037	108.2	15.734	97.9	56.329	80.97	0.329	16:59:26.112
10 -	18.363	22.043	108.7	15.794	98.5	56.200	81.15	0.200	17:00:22.312
11 -	18.286	21.867	107.3	16.116	97.3	56.269	81.05	0.269	17:01:18.581
12 -	18.313	21.831	108.4	15.971	99.1	56.115 (3)	81.28	0.115	17:02:14.696
13 -	18.306	22.228	108.4	15.972	98.8	56.506	80.71	0.506	17:03:11.202
14 -	18.418	22.149	109.2	15.969	98.9	56.536	80.67	0.536	17:04:07.738
15 -	18.269	22.017	108.7	15.996	98.5	56.282	81.04	0.282	17:05:04.020
16 -	18.214	21.971	108.2	19.193	40.6	59.378	76.81	3.378	17:06:03.398
17 -	OUTLAP	23.053	106.8	17.085	97.5	3:49.790	19.84	2:53.790	17:09:53.188
18 -	20.128	22.527	108.0	16.029	98.6	58.684	77.72	2.684	17:10:51.872
19 -	18.515	22.064	108.4	15.707	99.1	56.286	81.03	0.286	17:11:48.158
20 -	18.443	22.824	108.2	15.785	98.8	57.052	79.94	1.052	17:12:45.210
21 -	18.720	21.973	109.2	16.015	99.2	56.708	80.43	0.708	17:13:41.918
22 -	18.343	22.397	108.7	15.744	100.1	56.484	80.75	0.484	17:14:38.402
23 -	18.403	21.933	110.0	15.664	99.2	56.000 (1)	81.44		17:15:34.402
24 -	OUTLAP	22.283	108.4	16.381	97.6	10:37.913	7.15	9:41.913	17:26:12.315
25 -	18.861	22.030	109.6	15.860	99.8	56.751	80.37	0.751	17:27:09.066
26 -	18.552	21.879	110.0	16.014	98.3	56.445	80.80	0.445	17:28:05.511
27 -	18.367	21.759	108.5	15.916	98.9	56.042 (2)	81.38	0.042	17:29:01.553

P27	54	Sam BURMAN			KTM - TeamWNT / Burman Racing				
IDEAL LAP TIME : 56.501		BEST LAP TIME : 56.768			DIFFERENCE : 0.267				
LAP	SECTOR 1	SECTOR 2	SECTOR 3	LAP TIME	MPH	DIFF	TIME OF DAY		
1 -		24.046	112.9	16.626	104.3				16:51:04.350
2 -	19.594	23.036	115.1	16.955	104.0	59.585	76.54	2.817	16:52:03.935
3 -	19.320	22.947	115.7	16.394	106.0	58.661	77.75	1.893	16:53:02.596
4 -	19.127	23.047	114.5	16.343	105.5	58.517	77.94	1.749	16:54:01.113
5 -	19.332	23.434	112.9	16.436	107.3	59.202	77.04	2.434	16:55:00.315
6 -	19.325	22.586	114.7	16.119	105.6	58.030	78.59	1.262	16:55:58.345
7 -	19.554	22.531	115.9	16.335	106.0	58.420	78.07	1.652	16:56:56.765
8 -	19.250	22.720	116.1	19.974	39.8	1:01.944	73.63	5.176	16:57:58.709
9 -	OUTLAP	23.118	114.5	16.650	104.5	2:58.601	25.53	2:01.833	17:00:57.310
10 -	18.992	22.597	114.9	15.980	105.1	57.569	79.22	0.801	17:01:54.879
11 -	18.828	22.432	116.1	15.981	105.0	57.241	79.68	0.473	17:02:52.120

Weather / Track : Bright / Dry

Knockhill
Circuit Length = 1.2669 miles
Start: 16:50 Flag 17:28 End: 17:29

MCRCB BULLETIN TK052

2016 MCE British Superbike Championship - Round 4

2016 HEL Performance British Motostar Championship

QUALIFYING 1 - SECTOR ANALYSIS

SECTOR 1 = FL to I1, SECTOR 2 = I1 to I2, SECTOR 3 = I2 to FL, DIFF = Difference To Personal Best Lap

12 -	18.924	22.502	115.9	16.246	105.3	57.672	79.08	0.904	17:03:49.792
13 -	18.792	22.647	117.3	16.090	105.8	57.529	79.28	0.761	17:04:47.321
14 -	18.755	22.529	116.1	15.923	105.1	57.207 (3)	79.72	0.439	17:05:44.528
15 -	18.687	22.819	114.7	15.915	104.3	57.421	79.43	0.653	17:06:41.949
16 -	19.086	22.594	115.1	16.239	104.3	57.919	78.74	1.151	17:07:39.868
17 -	20.059	23.756	113.9	22.152	30.3	1:05.967	69.14	9.199	17:08:45.835
18 -	OUTLAP	25.362	111.4	16.869	101.9	2:57.612	25.68	2:00.844	17:11:43.447
19 -	19.717	22.671	115.5	16.166	105.6	58.554	77.89	1.786	17:12:42.001
20 -	18.808	22.386	116.3	16.267	104.5	57.461	79.37	0.693	17:13:39.462
21 -	20.116	22.253	116.9	15.851	106.6	58.220	78.34	1.452	17:14:37.682
22 -	18.585	22.065	115.9	16.118	104.5	56.768 (1)	80.34		17:15:34.450
23 -	OUTLAP	23.020	113.9	16.233	103.5	10:55.556	6.95	9:58.788	17:26:30.006
24 -	19.067	22.546	114.5	16.278	103.4	57.891	78.78	1.123	17:27:27.897
25 -	18.827	22.477	114.3	16.087	105.5	57.391	79.47	0.623	17:28:25.288
26 -	18.730	22.306	115.3	15.915	105.0	56.951 (2)	80.08	0.183	17:29:22.239

P28	24 S	Shane FABER	Honda NSF - Shane Faber Racing					
IDEAL LAP TIME : 57.546		BEST LAP TIME : 57.784		DIFFERENCE : 0.238				

LAP	SECTOR 1	SECTOR 2	SECTOR 3	LAP TIME	MPH	DIFF	TIME OF DAY		
1 -	OUTLAP	23.749	106.1	17.192	96.8		16:51:41.678		
2 -	19.512	23.281	106.0	16.628	98.3	59.421	76.75	1.637	16:52:41.099
3 -	19.210	23.165	105.3	16.491	97.2	58.866	77.48	1.082	16:53:39.965
4 -	19.551	23.653	108.2	17.069	97.9	1:00.273	75.67	2.489	16:54:40.238
5 -	19.073	23.243	107.7	16.400	99.5	58.716	77.68	0.932	16:55:38.954
6 -	19.504	23.054	107.3	16.331	98.1	58.889	77.45	1.105	16:56:37.843
7 -	19.819	24.287	103.0	16.489	97.1	1:00.595	75.27	2.811	16:57:38.438
8 -	19.820	23.901	103.5	17.159	96.5	1:00.880	74.91	3.096	16:58:39.318
9 -	19.399	23.068	106.3	16.454	97.2	58.921	77.41	1.137	16:59:38.239
10 -	19.589	23.190	105.0	16.313	97.6	59.092	77.18	1.308	17:00:37.331
11 -	19.141	22.946	109.1	16.158	98.5	58.245	78.30	0.461	17:01:35.576
12 -	19.138	22.775	107.8	16.280	97.9	58.193	78.37	0.409	17:02:33.769
13 -	19.266	22.766	107.8	16.363	97.6	58.395	78.10	0.611	17:03:32.164
14 -	19.158	22.858	107.3	16.073	99.4	58.089 (3)	78.51	0.305	17:04:30.253
15 -	18.864	22.735	107.8	16.259	97.5	57.858 (2)	78.83	0.074	17:05:28.111
16 -	19.195	23.696	100.6	22.746	33.2	1:05.637	69.48	7.853	17:06:33.748
17 -	OUTLAP	24.576	95.8	16.596	97.6	4:04.970	18.61	3:07.186	17:10:38.718
18 -	19.465	23.736	103.8	16.470	97.8	59.671	76.43	1.887	17:11:38.389
19 -	19.315	22.975	108.0	16.166	98.2	58.456	78.02	0.672	17:12:36.845
20 -	18.901	22.842	105.8	16.976	97.5	58.719	77.67	0.935	17:13:35.564
21 -	19.393	22.932	107.7	16.486	97.3	58.811	77.55	1.027	17:14:34.375
22 -	19.097	22.936	107.0	16.685	97.1	58.718	77.67	0.934	17:15:33.093
23 -	OUTLAP	23.694	106.5	16.992	97.9	10:45.351	7.06	9:47.567	17:26:18.444
24 -	19.428	22.676	108.2	16.201	98.5	58.305	78.22	0.521	17:27:16.749
25 -	18.945	23.088	108.2	16.482	97.8	58.515	77.94	0.731	17:28:15.264
26 -	18.891	22.609	108.7	16.284	98.3	57.784 (1)	78.93		17:29:13.048

P29	56 S	Charlie ATKINS	Honda NSF - Wilson Racing					
IDEAL LAP TIME : 57.576		BEST LAP TIME : 57.982		DIFFERENCE : 0.406				

LAP	SECTOR 1	SECTOR 2	SECTOR 3	LAP TIME	MPH	DIFF	TIME OF DAY		
1 -	OUTLAP	25.786	107.8	18.095	98.8		16:52:36.084		
2 -	20.662	24.501	104.6	17.757	97.9	1:02.920	72.49	4.938	16:53:39.004
3 -	20.005	23.810	105.6	17.259	98.1	1:01.074	74.68	3.092	16:54:40.078
4 -	19.994	24.035	108.9	16.776	101.3	1:00.805	75.01	2.823	16:55:40.883
5 -	19.184	23.019	111.8	16.901	98.6	59.104	77.17	1.122	16:56:39.987
6 -	19.608	23.413	109.6	17.445	103.4	1:00.466	75.43	2.484	16:57:40.453
7 -	19.742	23.340	111.1	16.933	103.5	1:00.015	75.99	2.033	16:58:40.468
8 -	19.340	23.101	111.2	16.605	102.6	59.046	77.24	1.064	16:59:39.514
9 -	20.326	23.011	108.2	16.528	102.6	59.865	76.18	1.883	17:00:39.379
10 -	18.663	23.089	111.1	16.687	102.4	58.439 (3)	78.04	0.457	17:01:37.818
11 -	19.467	23.059	109.1	16.781	102.7	59.307	76.90	1.325	17:02:37.125
12 -	19.226	22.914	111.6	16.481	102.1	58.621	77.80	0.639	17:03:35.746
13 -	19.165	22.797	109.8	16.620	103.5	58.582	77.85	0.600	17:04:34.328
14 -	18.891	22.593	110.1	16.498	102.1	57.982 (1)	78.66		17:05:32.310

Weather / Track : Bright / Dry

Knockhill
Circuit Length = 1.2669 miles
Start: 16:50 Flag 17:28 End: 17:29

MCRCB BULLETIN TK052

2016 MCE British Superbike Championship - Round 4

2016 HEL Performance British Motostar Championship

QUALIFYING 1 - SECTOR ANALYSIS

SECTOR 1 = FL to I1, SECTOR 2 = I1 to I2, SECTOR 3 = I2 to FL, DIFF = Difference To Personal Best Lap

15 -	18.734	22.782	109.2	16.564	100.9	58.080 (2)	78.53	0.098	17:06:30.390
16 -	19.336	23.145	107.8	16.434	101.9	58.915	77.41	0.933	17:07:29.305
17 -	20.049	24.733	99.8	22.468	26.7	1:07.250	67.82	9.268	17:08:36.555
18 -	OUTLAP	25.501	103.0	17.808	100.9	3:09.437	24.07	2:11.455	17:11:45.992
19 -	20.490	23.985	109.6	16.947	100.3	1:01.422	74.25	3.440	17:12:47.414
20 -	19.298	23.519	108.4	17.285	99.5	1:00.102	75.88	2.120	17:13:47.516
21 -	19.471	22.874	109.2	16.939	101.0	59.284	76.93	1.302	17:14:46.800
22 -	18.833	23.108	109.4	22.982	84.2	1:04.923	70.25	6.941	17:15:51.723
23 -	OUTLAP	24.472	108.4	17.111	100.4	10:29.081	7.25	9:31.099	17:26:20.804
24 -	19.763	23.344	109.6	16.431	100.6	59.538	76.60	1.556	17:27:20.342
25 -	19.113	23.476	106.6	16.979	97.6	59.568	76.56	1.586	17:28:19.910
26 -	19.857	23.229	108.2	16.320	100.4	59.406	76.77	1.424	17:29:19.316

P30 27	Josh HODGE			KTM - Road and Race Performance				
IDEAL LAP TIME : 57.703		BEST LAP TIME : 58.035		DIFFERENCE : 0.332				
LAP	SECTOR 1	SECTOR 2	SECTOR 3	LAP TIME	MPH	DIFF	TIME OF DAY	
1 -	OUTLAP	24.195	112.7	16.393	102.9		16:51:07.495	
2 -	19.161	22.743	110.9	16.131	103.4	58.035 (1)	78.59	16:52:05.530

P31 16 S	Connall COURTNEY			Honda NSF - Team ILR					
IDEAL LAP TIME : 57.843		BEST LAP TIME : 58.127		DIFFERENCE : 0.284					
LAP	SECTOR 1	SECTOR 2	SECTOR 3	LAP TIME	MPH	DIFF	TIME OF DAY		
1 -	OUTLAP	26.541	103.0	18.546	96.1		16:51:34.228		
2 -	20.742	24.983	106.1	17.285	97.3	1:03.010	72.38	4.883	16:52:37.238
3 -	19.895	24.643	105.3	17.513	98.5	1:02.051	73.50	3.924	16:53:39.289
4 -	19.860	23.794	107.7	16.617	97.3	1:00.271	75.67	2.144	16:54:39.560
5 -	19.273	23.320	106.5	16.680	97.3	59.273	76.95	1.146	16:55:38.833
6 -	20.058	23.579	106.5	16.800	97.1	1:00.437	75.46	2.310	16:56:39.270
7 -	19.797	23.390	106.5	16.924	97.6	1:00.111	75.87	1.984	16:57:39.381
8 -	19.491	24.074	107.2	17.342	97.5	1:00.907	74.88	2.780	16:58:40.288
9 -	20.257	23.711	107.3	16.598	97.8	1:00.566	75.30	2.439	16:59:40.854
10 -	19.738	23.291	107.2	16.688	98.3	59.717	76.37	1.590	17:00:40.571
11 -	19.366	23.000	107.7	16.539	98.6	58.905 (3)	77.43	0.778	17:01:39.476
12 -	19.114	22.619	109.4	16.394	98.3	58.127 (1)	78.46		17:02:37.603
13 -	19.593	23.377	107.2	22.048	30.7	1:05.018	70.15	6.891	17:03:42.621
14 -	OUTLAP	24.738	105.0	17.054	97.1	7:13.636	10.51	6:15.509	17:10:56.257
15 -	19.692	24.264	105.5	21.149	36.8	1:05.105	70.05	6.978	17:12:01.362
16 -	OUTLAP	23.865	105.5	16.963	98.2	3:37.848	20.93	2:39.721	17:15:39.210
17 -	OUTLAP	23.690	105.6	17.103	96.4	10:38.941	7.13	9:40.814	17:26:18.151
18 -	19.231	22.674	106.8	16.278	97.9	58.183 (2)	78.39	0.056	17:27:16.334

P32 22 S	Tasia RODINK			Honda NSF - GA Competition					
IDEAL LAP TIME : 57.768		BEST LAP TIME : 58.248		DIFFERENCE : 0.480					
LAP	SECTOR 1	SECTOR 2	SECTOR 3	LAP TIME	MPH	DIFF	TIME OF DAY		
1 -	OUTLAP	24.486	102.6	17.015	93.9		16:51:22.891		
2 -	19.688	23.253	103.5	16.728	94.2	59.669	76.44	1.421	16:52:22.560
3 -	19.410	23.629	104.3	16.998	94.9	1:00.037	75.97	1.789	16:53:22.597
4 -	19.466	22.919	104.8	16.672	94.3	59.057	77.23	0.809	16:54:21.654
5 -	19.371	22.758	104.6	16.695	73.1	58.824	77.53	0.576	16:55:20.478
6 -	OUTLAP	24.433	102.4	17.281	92.9	4:56.258	15.39	3:58.010	17:00:16.736
7 -	19.480	22.573	104.5	16.503	94.1	58.556	77.89	0.308	17:01:15.292
8 -	19.199	22.792	104.8	16.422	94.5	58.413	78.08	0.165	17:02:13.705
9 -	18.973	23.053	105.3	16.517	94.6	58.543	77.91	0.295	17:03:12.248
10 -	19.261	22.644	105.3	16.343	94.2	58.248 (1)	78.30		17:04:10.496
11 -	19.134	22.818	103.4	16.508	93.8	58.460	78.02	0.212	17:05:08.956
12 -	19.248	23.291	104.5	16.385	95.3	58.924	77.40	0.676	17:06:07.880
13 -	19.168	23.022	102.2	19.130	94.6	1:01.320	74.38	3.072	17:07:09.200
14 -	19.177	22.919	104.5	16.592	94.5	58.688	77.71	0.440	17:08:07.888
15 -	19.079	22.809	102.6	21.369	36.4	1:03.257	72.10	5.009	17:09:11.145
16 -	OUTLAP	23.345	103.8	16.754	93.9	3:38.675	20.85	2:40.427	17:12:49.820
17 -	19.102	22.562	104.8	16.599	95.1	58.263 (2)	78.28	0.015	17:13:48.083
18 -	19.232	23.332	105.1	16.510	95.3	59.074	77.21	0.826	17:14:47.157

Knockhill
Circuit Length = 1.2669 miles
Start: 16:50 Flag 17:28 End: 17:29

Weather / Track : Bright / Dry

MCRCB BULLETIN TK052

2016 MCE British Superbike Championship - Round 4

2016 HEL Performance British Motostar Championship

QUALIFYING 1 - SECTOR ANALYSIS

SECTOR 1 = FL to I1, SECTOR 2 = I1 to I2, SECTOR 3 = I2 to FL, DIFF = Difference To Personal Best Lap

19 -	19.095	22.899	105.0	16.665	95.7	58.659	77.75	0.411	17:15:45.816
20 -	OUTLAP	23.525	102.9	16.927	94.1	10:29.766	7.24	9:31.518	17:26:15.582
21 -	19.148	22.752	104.3	16.596	94.3	58.496	77.97	0.248	17:27:14.078
22 -	19.226	22.618	104.5	16.439	93.8	58.283 (3)	78.25	0.035	17:28:12.361
23 -	19.254	22.523	104.8	16.832	93.9	58.609	77.82	0.361	17:29:10.970

P33 49 S James ALDERSON

Honda NSF - Young Riders Fund

IDEAL LAP TIME : 58.294

BEST LAP TIME : 58.586

DIFFERENCE : 0.292

LAP	SECTOR 1	SECTOR 2	SECTOR 3	LAP TIME	MPH	DIFF	TIME OF DAY
1 -	OUTLAP	24.654	102.7	17.675	94.7		16:51:11.487
2 -	20.398	23.474	102.9	17.694	94.3	1:01.566	16:52:13.053
3 -	20.007	23.165	104.8	17.288	95.1	1:00.460	16:53:13.513
4 -	19.714	23.275	103.4	17.201	94.3	1:00.190	16:54:13.703
5 -	19.976	23.193	103.8	17.011	94.5	1:00.180	16:55:13.883
6 -	19.811	23.107	104.8	16.942	94.9	59.860	16:56:13.743
7 -	19.927	23.107	104.6	16.805	95.0	59.839	16:57:13.582
8 -	19.714	22.908	104.2	17.035	95.1	59.657	16:58:13.239
9 -	19.519	22.874	104.5	16.949	94.5	59.342	16:59:12.581
10 -	19.686	22.806	105.6	16.738	95.0	59.230	17:00:11.811
11 -	19.432	22.801	105.3	16.866	94.7	59.099	17:01:10.910
12 -	19.400	22.763	104.6	16.705	94.5	58.868	17:02:09.778
13 -	19.400	22.847	104.5	16.775	94.3	59.022	17:03:08.800
14 -	19.721	23.313	100.3	21.645	34.9	1:04.679	17:04:13.479
15 -	OUTLAP	23.554	102.7	17.213	94.1	2:49.149	17:07:02.628
16 -	19.568	22.760	103.5	16.814	94.5	59.142	17:08:01.770
17 -	19.442	22.744	105.3	16.668	94.7	58.854	17:09:00.624
18 -	19.177	22.656	104.2	16.888	95.1	58.721 (2)	17:09:59.345
19 -	19.493	23.488	105.3	16.749	95.1	59.730	17:10:59.075
20 -	19.348	22.840	104.8	16.888	95.3	59.076	17:11:58.151
21 -	19.309	22.814	104.8	16.806	94.9	58.929	17:12:57.080
22 -	19.444	22.907	101.9	21.300	36.0	1:03.651	17:14:00.731
23 -	OUTLAP	22.759	104.3	16.710	94.5	1:56.785	17:15:57.516
24 -	OUTLAP	23.901	102.6	17.137	93.8	10:12.449	17:26:09.965
25 -	19.497	22.789	104.3	16.577	94.2	58.863	17:27:08.828
26 -	19.477	22.616	105.3	16.689	95.1	58.782 (3)	17:28:07.610
27 -	19.395	22.540	105.3	16.651	94.9	58.586 (1)	17:29:06.196

MCRCB BULLETIN TK053**2016 MCE British Superbike Championship - Round 4****2016 HEL Performance British Motostar Championship****QUALIFYING 1 - BEST SPEEDS**

POS	INTERMEDIATE 1		INTERMEDIATE 2		FINISH LINE			
	NO	NAME	MPH	NO	NAME	MPH	NO	NAME
1			86	NESBITT	118.5	15	McMANUS	108.0
2			47	ARCHER	117.9	54	BURMAN	107.3
3			15	McMANUS	117.5	28	HINDLE	107.2
4			54	BURMAN	117.3	86	NESBITT	107.0
5			28	HINDLE	117.1	44	BEST	106.8
6			44	BEST	115.3	52	BOERBOOM	105.0
7			21	KERR	115.1	21	KERR	104.2
8			52	BOERBOOM	115.1	26	SAEZ	103.7
9			26	SAEZ	114.9	56	ATKINS	103.5
10			62	VALK	113.9	27	HODGE	103.4
11			35	LODGE	113.3	30	COOK	103.0
12			20	MARKLUND	113.1	47	ARCHER	102.9
13			27	HODGE	112.7	20	MARKLUND	102.4
14			30	COOK	112.7	23	LLEWELLYN	101.9
15			69	BOOTH-AMOS	112.7	69	BOOTH-AMOS	101.9
16			79	STACEY	112.7	79	STACEY	101.8
17			7	TOMS	112.5	25	STRUDWICK	101.6
18			98	VRIES	112.4	98	VRIES	101.5
19			12	RENDELL	111.8	12	RENDELL	101.3
20			23	LLEWELLYN	111.8	62	VALK	101.3
21			56	ATKINS	111.8	7	TOMS	101.2
22			2	BROUWERS	111.6	35	LODGE	101.0
23			25	STRUDWICK	111.6	2	BROUWERS	100.9
24			11	JONES	111.1	11	JONES	100.6
25			72	HORSMAN	111.1	3	CLAYTON	100.4
26			3	CLAYTON	110.9	99	CAMPBELL	100.1
27			34	DELVES	110.0	72	HORSMAN	99.8
28			99	CAMPBELL	110.0	64	DURHAM	99.7
29			16	COURTNEY	109.4	24	FABER	99.5
30			64	DURHAM	109.4	34	DELVES	98.8
31			24	FABER	109.1	16	COURTNEY	98.6
32			49	ALDERSON	105.6	22	RODINK	95.7
33			22	RODINK	105.3	49	ALDERSON	95.3

Weather / Track : Bright / Dry

Results can be found at www.tsl-timing.comKnockhill
Circuit Length = 1.2669 miles
Start: 16:50 Flag 17:28 End: 17:29

Printed - 17:31 Friday, 24 June 2016

MCRCB BULLETIN TK054**2016 MCE British Superbike Championship - Round 4****2016 HEL Performance British Motostar Championship****QUALIFYING 1 - BEST SECTORS**

SECTOR 1			SECTOR 2			SECTOR 3			IDEAL / BEST COMPARISON						
POS	NO	NAME	TIME	NO	NAME	TIME	NO	NAME	TIME	POS	NO	NAME	IDEAL	BEST	DIFF
													PERFECT LAP	53.081	
1	86	NESBITT	17.350	86	NESBITT	20.764	86	NESBITT	14.967	1	86	NESBITT	53.081	53.401	0.320
2	15	McMANUS	17.542	47	ARCHER	20.788	15	McMANUS	15.128	2	12	RENDELL	53.814	53.995	0.181
3	12	RENDELL	17.655	12	RENDELL	20.824	26	SAEZ	15.167	3	47	ARCHER	53.849	53.932	0.083
4	47	ARCHER	17.794	26	SAEZ	20.952	21	KERR	15.191	4	26	SAEZ	53.944	54.057	0.113
5	62	VALK	17.805	2	BROUWERS	21.119	47	ARCHER	15.267	5	15	McMANUS	53.994	54.047	0.053
6	26	SAEZ	17.825	35	LODGE	21.122	30	COOK	15.314	6	21	KERR	54.287	54.644	0.357
7	44	BEST	17.862	44	BEST	21.155	12	RENDELL	15.335	7	2	BROUWERS	54.478	54.777	0.299
8	2	BROUWERS	17.883	28	HINDLE	21.183	52	BOERBOOM	15.400	8	44	BEST	54.480	54.587	0.107
9	21	KERR	17.884	21	KERR	21.212	3	CLAYTON	15.463	9	52	BOERBOOM	54.582	54.607	0.025
10	72	HORSMAN	17.888	3	CLAYTON	21.249	44	BEST	15.463	10	35	LODGE	54.602	54.743	0.141
11	52	BOERBOOM	17.892	52	BOERBOOM	21.290	2	BROUWERS	15.476	11	3	CLAYTON	54.703	55.144	0.441
12	35	LODGE	17.931	15	McMANUS	21.324	11	JONES	15.482	12	62	VALK	54.817	54.875	0.058
13	3	CLAYTON	17.991	62	VALK	21.372	79	STACEY	15.500	13	72	HORSMAN	54.879	55.223	0.344
14	11	JONES	18.104	69	BOOTH-AMOS	21.378	72	HORSMAN	15.510	14	28	HINDLE	55.001	55.222	0.221
15	34	DELVES	18.112	23	LLEWELLYN	21.393	25	STRUDWICK	15.535	15	30	COOK	55.028	55.212	0.184
16	30	COOK	18.136	72	HORSMAN	21.481	69	BOOTH-AMOS	15.536	16	11	JONES	55.207	55.436	0.229
17	28	HINDLE	18.189	20	MARKLUND	21.500	7	TOMS	15.543	17	69	BOOTH-AMOS	55.217	55.217	0.000
18	98	VRIES	18.195	30	COOK	21.578	35	LODGE	15.549	18	20	MARKLUND	55.426	55.426	0.000
19	99	CAMPBELL	18.214	11	JONES	21.621	20	MARKLUND	15.614	19	23	LLEWELLYN	55.485	55.498	0.013
20	79	STACEY	18.230	64	DURHAM	21.669	28	HINDLE	15.629	20	79	STACEY	55.546	55.626	0.080
21	64	DURHAM	18.240	7	TOMS	21.744	62	VALK	15.640	21	7	TOMS	55.547	55.855	0.308
22	7	TOMS	18.260	98	VRIES	21.753	99	CAMPBELL	15.664	22	34	DELVES	55.564	55.740	0.176
23	69	BOOTH-AMOS	18.303	99	CAMPBELL	21.759	34	DELVES	15.689	23	99	CAMPBELL	55.637	56.000	0.363
24	25	STRUDWICK	18.310	34	DELVES	21.763	23	LLEWELLYN	15.704	24	25	STRUDWICK	55.688	55.688	0.000
25	20	MARKLUND	18.312	79	STACEY	21.816	98	VRIES	15.774	25	98	VRIES	55.722	55.772	0.050
26	23	LLEWELLYN	18.388	25	STRUDWICK	21.843	64	DURHAM	15.842	26	64	DURHAM	55.751	55.815	0.064
27	54	BURMAN	18.585	54	BURMAN	22.065	54	BURMAN	15.851	27	54	BURMAN	56.501	56.768	0.267
28	56	ATKINS	18.663	22	RODINK	22.523	24	FABER	16.073	28	24	FABER	57.546	57.784	0.238
29	27	HODGE	18.829	16	COURTNEY	22.540	27	HODGE	16.131	29	56	ATKINS	57.576	57.982	0.406
30	24	FABER	18.864	49	ALDERSON	22.540	16	COURTNEY	16.278	30	27	HODGE	57.703	58.035	0.332
31	22	RODINK	18.902	56	ATKINS	22.593	56	ATKINS	16.320	31	22	RODINK	57.768	58.248	0.480
32	16	COURTNEY	19.025	24	FABER	22.609	22	RODINK	16.343	32	16	COURTNEY	57.843	58.127	0.284
33	49	ALDERSON	19.177	27	HODGE	22.743	49	ALDERSON	16.577	33	49	ALDERSON	58.294	58.586	0.292

Weather / Track : Bright / Dry

Knockhill

Circuit Length = 1.2669 miles

Start: 16:50 Flag 17:28 End: 17:29

Results can be found at www.tsl-timing.com

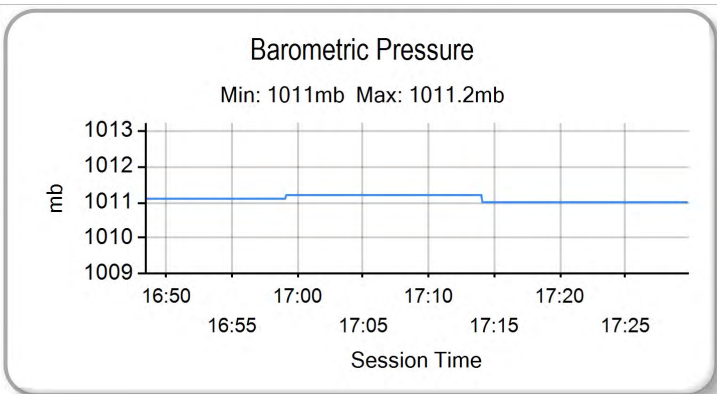
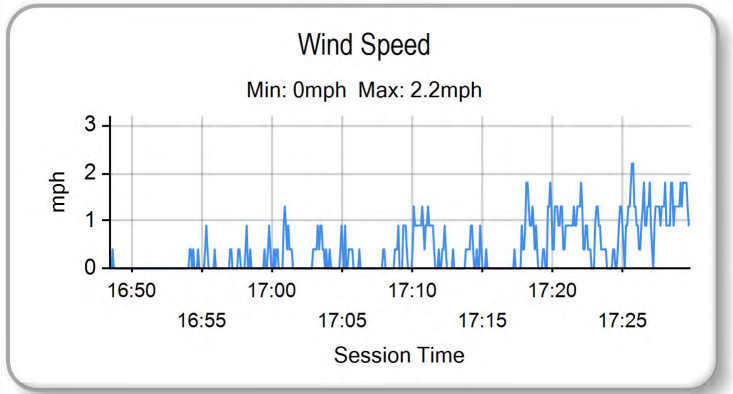
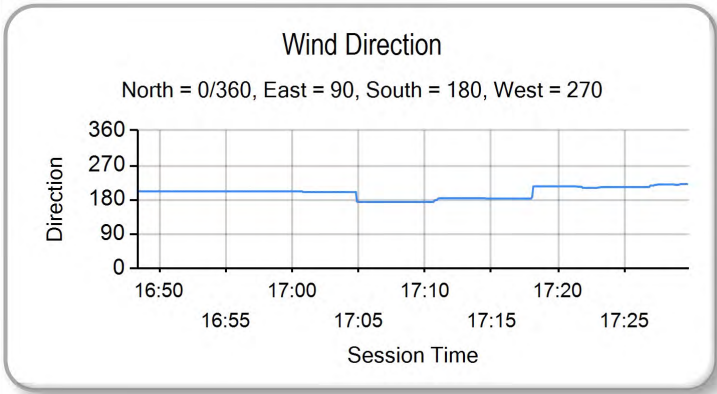
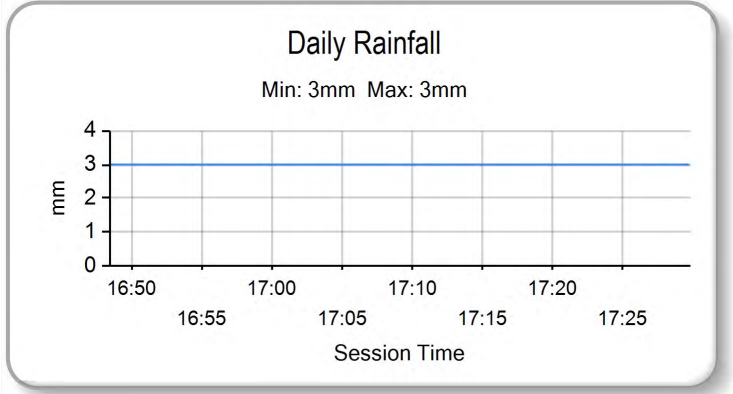
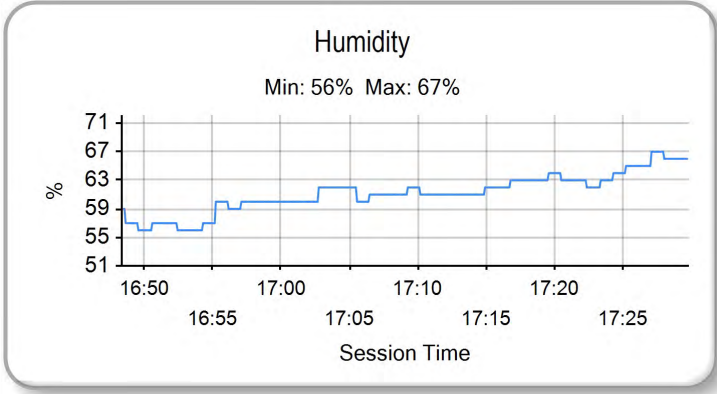
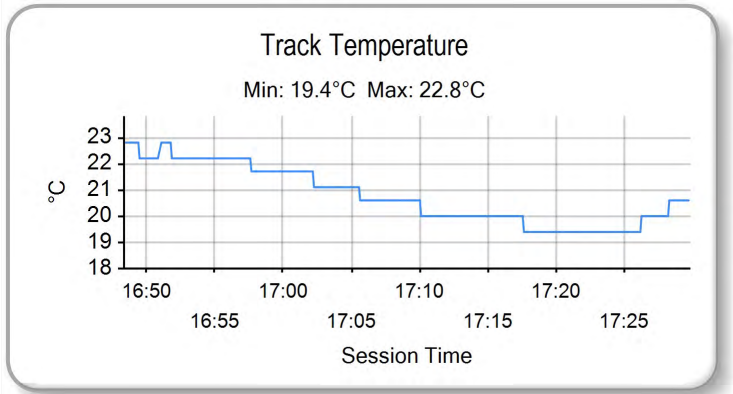
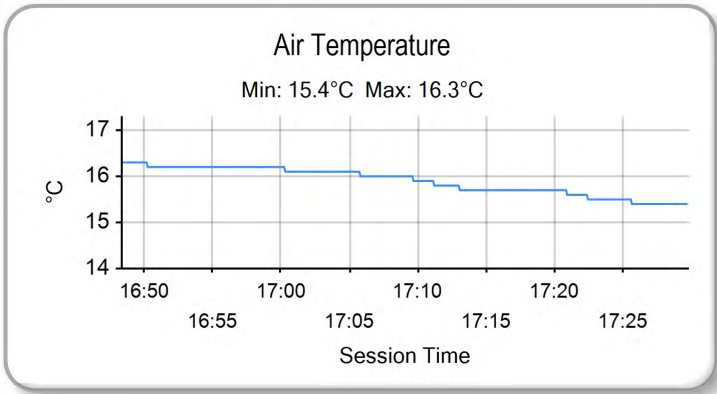
Printed - 17:31 Friday, 24 June 2016

MCRCB BULLETIN TK055

2016 MCE British Superbike Championship - Round 4

2016 HEL Performance British Motostar Championship

QUALIFYING 1 - WEATHER CONDITIONS



Weather / Track : Bright / Dry

Knockhill
Circuit Length = 1.2669 miles
Start: 16:50 Flag 17:28 End: 17:29

Results can be found at www.tsl-timing.com

Printed - 17:32 Friday, 24 June 2016



POS	NO	CL	PIC NAME	ENTRY	FIRST		SECOND			DIFF
					TIME	LAPS	TIME	LAPS	GAP	
1	86		1 Charlie NESBITT	KTM - e3 motorsport / Redline KTM	53.401	27	52.631	29		
2	47		2 Jake ARCHER	KTM FTR - City Lifting / RS Racing	53.932	28	53.313	30	0.682	0.682
3	12		3 Edward RENDELL	Ten Kate Honda - Banks Racing	53.995	16	53.666	21	1.035	0.353
4	15		4 Eugene McMANUS	KTM - CD / IC Racing	54.047	18	54.296	28	1.416	0.381
5	26		5 Dani SAEZ	Honda - GA Competition	54.057	28	54.362	28	1.426	0.010
6	52		6 Jorel BOERBOOM	Kalex KTM - FPW Racing	54.607	28	54.238	27	1.607	0.181
7	21		7 Richard KERR	KTM - North West Racing	54.644	27	54.402	29	1.771	0.164
8	35		8 Elliot LODGE	Honda - Essential Team Racing / SP125	54.743	27	54.530	31	1.899	0.128
9	23		9 Sam LLEWELLYN	Honda - Mammoth Motorsport	55.498	16	54.585	27	1.954	0.055
10	44		10 Edmund BEST	KTM - SymCirrus Motorsport	54.587	25	54.758	5	1.956	0.002
11	2		11 Mike BROUWERS	Husqvarna - Joma / Brouwersracingteam	54.777	29	54.765	30	2.134	0.178
12	62		12 Vasco van der VALK	Honda - GA Competition / vascoc62.nl	54.875	16		0	2.244	0.110
13	30		13 Max COOK	Repli-Cast - Repli-Cast UK Racing	55.212	30	55.100	25	2.469	0.225
14	3	S	1 Mark CLAYTON	Honda NSF - SP125	55.144	29	55.309	26	2.513	0.044
15	69		14 Tom BOOTH-AMOS	Tigcraft - FAB-Racing	55.217	3		0	2.586	0.073
16	28		15 Lee HINDLE	KTM - JH Motorsport	55.222	25	55.544	15	2.591	0.005
17	72	S	2 Cameron HORSMAN	Honda NSF - FAB-Racing	55.223	29	55.302	29	2.592	0.001
18	98		16 Tomas de VRIES	Honda - DAT Racing	55.772	26	55.381	26	2.750	0.158
19	20		17 Joel MARKLUND	Honda - Marklund Solutions / SP125	55.426	20	55.426	24	2.795	0.045
20	11	S	3 Dan JONES	Honda NSF - Jones Brothers Racing	55.436	21	55.445	24	2.805	0.010
21	99		18 Stephen CAMPBELL	Honda - Campbell Racing	56.000	27	55.516	23	2.885	0.080
22	79	S	4 Storm STACEY	Honda NSF - Repli-Cast UK Racing	55.626	30	55.528	30	2.897	0.012
23	25	S	5 Thomas STRUDWICK	Honda NSF - Case Moto3	55.688	21	55.717	29	3.057	0.160
24	7	S	6 TJ TOMS	Honda NSF - Wilson Racing	55.855	29	55.725	30	3.094	0.037
25	34	S	7 Liam DELVES	Honda NSF - Crucials Sauce / Banks Racing	55.740	28	55.969	25	3.109	0.015
26	64	S	8 Asher DURHAM	Honda NSF - Cresswell Racing	55.815	27	55.926	24	3.184	0.075
27	27		19 Josh HODGE	Honda - Road and Race Performance		0	56.090	29	3.459	0.275
28	54		20 Sam BURMAN	KTM - TeamWNT / Burman Racing	56.768	26	56.514	27	3.883	0.424
29	56	S	9 Charlie ATKINS	Honda NSF - Wilson Racing	57.982	26	56.866	29	4.235	0.352
30	24	S	10 Shane FABER	Honda NSF - Shane Faber Racing	57.784	26	57.229	27	4.598	0.363
31	22	S	11 Tasia RODINK	Honda NSF - GA Competition	58.248	23	57.621	25	4.990	0.392
32	49	S	12 James ALDERSON	Honda NSF - Young Riders Fund	58.586	27	57.878	27	5.247	0.257
33	16	S	13 Connall COURTNEY	Honda NSF - Team ILR	58.127	18		0	5.496	0.249

#27 - 1st Qualifying times disallowed - non attendance Parc Ferme

Weather / Track : Bright / Dry

These results are provisional until the conclusion of any judicial and technical matters.

Knockhill

Circuit Length = 1.2669 miles

Start: 14:10 Flag 14:40 End: 14:41

Clerk Of Course :

Timekeeper :

Results can be found at www.britishsuperbike.com

Printed - 14:42 Saturday, 25 June 2016





POS	NO	CL	PIC NAME	ENTRY	TIME	ON	LAPS	GAP	DIFF	MPH
1	86		1 Charlie NESBITT	KTM - e3 motorsport / Redline KTM	52.631	18	29			86.66
2	47		2 Jake ARCHER	KTM FTR - City Lifting / RS Racing	53.313	30	30	0.682	0.682	85.55
3	12		3 Edward RENDELL	Ten Kate Honda - Banks Racing	53.666	11	21	1.035	0.353	84.99
4	52		4 Jorel BOERBOOM	Kalex KTM - FPW Racing	54.238	9	27	1.607	0.572	84.09
5	15		5 Eugene McMANUS	KTM - CD / IC Racing	54.296	22	28	1.665	0.058	84.00
6	26		6 Dani SAEZ	Honda - GA Competition	54.362	21	28	1.731	0.066	83.90
7	21		7 Richard KERR	KTM - North West Racing	54.402	29	29	1.771	0.040	83.84
8	35		8 Elliot LODGE	Honda - Essential Team Racing / SP125	54.530	31	31	1.899	0.128	83.64
9	23		9 Sam LLEWELLYN	Honda - Mammoth Motorsport	54.585	23	27	1.954	0.055	83.55
10	44		10 Edmund BEST	KTM - SymCirrus Motorsport	54.758	4	5	2.127	0.173	83.29
11	2		11 Mike BROUWERS	Husqvarna - Joma / Brouwersracingteam	54.765	9	30	2.134	0.007	83.28
12	30		12 Max COOK	Repli-Cast - Repli-Cast UK Racing	55.100	14	25	2.469	0.335	82.77
13	72	S	1 Cameron HORSMAN	Honda NSF - FAB-Racing	55.302	28	29	2.671	0.202	82.47
14	3	S	2 Mark CLAYTON	Honda NSF - SP125	55.309	15	26	2.678	0.007	82.46
15	98		13 Tomas de VRIES	Honda - DAT Racing	55.381	19	26	2.750	0.072	82.35
16	20		14 Joel MARKLUND	Honda - Marklund Solutions / SP125	55.426	14	24	2.795	0.045	82.29
17	11	S	3 Dan JONES	Honda NSF - Jones Brothers Racing	55.445	21	24	2.814	0.019	82.26
18	99		15 Stephen CAMPBELL	Honda - Campbell Racing	55.516	11	23	2.885	0.071	82.15
19	79	S	4 Storm STACEY	Honda NSF - Repli-Cast UK Racing	55.528	23	30	2.897	0.012	82.14
20	28		16 Lee HINDLE	KTM - JH Motorsport	55.544	7	15	2.913	0.016	82.11
21	25	S	5 Thomas STRUDWICK	Honda NSF - Case Moto3	55.717	15	29	3.086	0.173	81.86
22	7	S	6 TJ TOMS	Honda NSF - Wilson Racing	55.725	27	30	3.094	0.008	81.85
23	64	S	7 Asher DURHAM	Honda NSF - Cresswell Racing	55.926	23	24	3.295	0.201	81.55
24	34	S	8 Liam DELVES	Honda NSF - Crucials Sauce / Banks Racing	55.969	24	25	3.338	0.043	81.49
25	27		17 Josh HODGE	Honda - Road and Race Performance	56.090	17	29	3.459	0.121	81.31
26	54		18 Sam BURMAN	KTM - TeamWNT / Burman Racing	56.514	14	27	3.883	0.424	80.70
27	56	S	9 Charlie ATKINS	Honda NSF - Wilson Racing	56.866	24	29	4.235	0.352	80.20
28	24	S	10 Shane FABER	Honda NSF - Shane Faber Racing	57.229	16	27	4.598	0.363	79.69
29	22	S	11 Tasia RODINK	Honda NSF - GA Competition	57.621	19	25	4.990	0.392	79.15
30	49	S	12 James ALDERSON	Honda NSF - Young Riders Fund	57.878	27	27	5.247	0.257	78.80

QUALIFYING LAPTIME (110.0% of 52.631) = 57.894

#27 - 1st Qualifying times disallowed - non attendance Parc Ferme

Weather / Track : Bright / Dry

These results are provisional until the conclusion of any judicial and technical matters.

Knockhill

Circuit Length = 1.2669 miles

Start: 14:10 Flag 14:40 End: 14:41

Clerk Of Course :

Timekeeper :

Results can be found at www.britishsuperbike.com

Printed - 14:43 Saturday, 25 June 2016



MCRCB BULLETIN TK121

2016 MCE British Superbike Championship - Round 4

2016 HEL Performance British Motostar Championship

QUALIFYING 2 - SECTOR ANALYSIS

SECTOR 1 = FL to I1, SECTOR 2 = I1 to I2, SECTOR 3 = I2 to FL, DIFF = Difference To Personal Best Lap

P1 86 Charlie NESBITT		KTM - e3 motorsport / Redline KTM					
IDEAL LAP TIME : 52.585		BEST LAP TIME : 52.631		DIFFERENCE : 0.046			
LAP	SECTOR 1	SECTOR 2	SECTOR 3	LAP TIME	MPH	DIFF	TIME OF DAY
1 -	OUTLAP	22.599	116.1	15.694	106.0		14:11:22.705
2 -	17.803	21.863	116.3	15.452	106.0	55.118	14:12:17.823
3 -	17.978	21.192	117.5	15.301	106.3	54.471	14:13:12.294
4 -	17.766	21.505	117.7	15.157	107.8	54.428	14:14:06.722
5 -	17.785	21.840	115.9	15.261	106.0	54.886	14:15:01.608
6 -	17.926	20.907	116.7	15.123	107.0	53.956	14:15:55.564
7 -	17.419	20.789	117.5	15.111	107.2	53.319	14:16:48.883
8 -	17.724	21.243	115.7	15.050	107.0	54.017	14:17:42.900
9 -	17.673	21.235	116.3	15.115	105.8	54.023	14:18:36.923
10 -	17.301	20.759	115.7	15.074	105.8	53.134	14:19:30.057
11 -	17.339	20.690	116.5	15.018	106.5	53.047	14:20:23.104
12 -	17.430	21.166	116.1	15.008	105.6	53.604	14:21:16.708
13 -	17.232	20.773	116.3	14.874	106.6	52.879 (3)	14:22:09.587
14 -	17.790	20.734	116.5	15.002	103.0	53.526	14:23:03.113
15 -	17.387	20.616	117.5	14.919	106.5	52.922	14:23:56.035
16 -	17.229	20.665	117.3	14.870	107.3	52.764 (2)	14:24:48.799
17 -	17.323	20.697	117.7	14.925	106.0	52.945	14:25:41.744
18 -	17.184	20.560	117.3	14.887	106.3	52.631 (1)	14:26:34.375
19 -	17.299	20.929	116.1	15.359	107.5	53.587	14:27:27.962
20 -	17.856	20.753	116.7	14.956	105.8	53.565	14:28:21.527
21 -	17.669	20.685	117.5	14.985	104.5	53.339	14:29:14.866
22 -	17.453	20.603	117.9	14.941	104.8	52.997	14:30:07.863
23 -	17.411	20.531	117.5	15.166	104.8	53.108	14:31:00.971
24 -	17.584	21.154	117.5	19.495	25.9	58.233	14:31:59.204
25 -	OUTLAP	21.734	116.7	15.336	104.0	4:33.240	14:36:32.444
26 -	17.676	21.086	115.5	15.147	105.5	53.909	14:37:26.353
27 -	18.277	22.672	115.7	15.480	106.1	56.429	14:38:22.782
28 -	18.103	21.393	117.7	14.972	105.6	54.468	14:39:17.250
29 -	17.312	20.642	118.1	14.926	105.0	52.880	14:40:10.130

P2 47 Jake ARCHER		KTM FTR - City Lifting / RS Racing					
IDEAL LAP TIME : 53.198		BEST LAP TIME : 53.313		DIFFERENCE : 0.115			
LAP	SECTOR 1	SECTOR 2	SECTOR 3	LAP TIME	MPH	DIFF	TIME OF DAY
1 -	OUTLAP	22.612	113.1	15.975	104.3		14:11:05.204
2 -	18.491	21.561	114.5	15.486	104.8	55.538	14:12:00.742
3 -	18.103	21.151	115.5	15.509	104.5	54.763	14:12:55.505
4 -	17.787	20.948	114.9	15.328	104.6	54.063	14:13:49.568
5 -	17.825	20.871	114.7	15.328	105.1	54.024	14:14:43.592
6 -	17.756	20.918	114.5	15.251	105.3	53.925	14:15:37.517
7 -	17.790	21.037	114.3	15.201	106.0	54.028	14:16:31.545
8 -	17.705	20.923	114.3	15.392	104.8	54.020	14:17:25.565
9 -	17.791	20.791	114.9	15.120	105.6	53.702	14:18:19.267
10 -	17.900	21.775	114.9	15.294	105.6	54.969	14:19:14.236
11 -	17.812	20.865	115.1	15.350	107.2	54.027	14:20:08.263
12 -	17.910	22.272	94.5	19.866	33.3	1:00.048	14:21:08.311
13 -	OUTLAP	21.656	112.7	15.473	106.0	3:43.778	14:24:52.089
14 -	17.745	20.879	115.5	15.375	106.6	53.999	14:25:46.088
15 -	17.739	20.782	115.1	15.200	106.0	53.721	14:26:39.809
16 -	17.595	20.688	114.9	15.144	105.6	53.427	14:27:33.236
17 -	17.587	20.701	116.9	15.178	105.1	53.466	14:28:26.702
18 -	17.717	20.963	116.9	15.268	104.6	53.948	14:29:20.650
19 -	17.656	20.823	116.7	15.105	104.6	53.584	14:30:14.234
20 -	17.698	21.253	116.3	15.638	104.0	54.589	14:31:08.823
21 -	18.047	21.211	115.9	15.438	103.5	54.696	14:32:03.519
22 -	17.732	20.599	116.9	15.073	104.5	53.404 (2)	14:32:56.923
23 -	17.637	20.660	116.1	15.128	104.2	53.425 (3)	14:33:50.348
24 -	17.582	20.745	116.1	15.151	104.8	53.478	14:34:43.826
25 -	17.886	21.339	115.7	15.079	104.6	54.304	14:35:38.130
26 -	17.951	21.295	117.3	15.368	104.8	54.614	14:36:32.744

Weather / Track : Bright / Dry

Knockhill

Circuit Length = 1.2669 miles

Start: 14:10 Flag 14:40 End: 14:41

MCRCB BULLETIN TK121

2016 MCE British Superbike Championship - Round 4

2016 HEL Performance British Motostar Championship

QUALIFYING 2 - SECTOR ANALYSIS

SECTOR 1 = FL to I1, SECTOR 2 = I1 to I2, SECTOR 3 = I2 to FL, DIFF = Difference To Personal Best Lap

27 -	17.593	21.250	111.2	15.457	106.1	54.300	83.99	0.987	14:37:27.044
28 -	17.804	21.519	113.3	15.299	105.3	54.622	83.50	1.309	14:38:21.666
29 -	17.540	20.598	116.9	15.376	105.3	53.514	85.23	0.201	14:39:15.180
30 -	17.611	20.585	117.7	15.117	105.8	53.313 (1)	85.55		14:40:08.493

P3 12 Edward RENDELL		Ten Kate Honda - Banks Racing								
IDEAL LAP TIME : 53.481		BEST LAP TIME : 53.666		DIFFERENCE : 0.185						
LAP	SECTOR 1	SECTOR 2	SECTOR 3	LAP TIME	MPH	DIFF	TIME OF DAY			
1 -	OUTLAP	22.664	106.0	16.296	98.8					
2 -	18.086	21.624	108.9	15.675	99.8	55.385	82.35	1.719	14:12:32.191	
3 -	17.765	21.298	112.0	15.495	100.0	54.558	83.60	0.892	14:13:26.749	
4 -	17.631	21.181	109.6	15.444	99.5	54.256	84.06	0.590	14:14:21.005	
5 -	17.681	21.001	110.9	15.599	102.7	54.281	84.02	0.615	14:15:15.286	
6 -	17.734	21.971	107.7	16.989	100.4	56.694	80.45	3.028	14:16:11.980	
7 -	18.300	21.983	108.0	17.784	39.0	58.067	78.54	4.401	14:17:10.047	
8 -	OUTLAP	22.093	108.7	15.676	100.3	7:19.913	10.36	6:26.247	14:24:29.960	
9 -	17.737	21.224	109.2	15.420	100.7	54.381	83.87	0.715	14:25:24.341	
10 -	17.600	20.987	112.0	15.294	100.6	53.881	(2)	84.65	0.215	14:26:18.222
11 -	17.462	21.021	110.9	15.183	101.5	53.666 (1)	84.99		14:27:11.888	
12 -	17.734	20.998	111.4	19.789	39.0	58.521	77.93	4.855	14:28:10.409	
13 -	OUTLAP	21.651	111.6	15.433	100.1	1:08.489	66.59	14.823	14:29:18.898	
14 -	17.580	21.150	110.7	1:57.302	7.1	2:36.032	29.23	1:42.366	14:31:54.930	
15 -	OUTLAP	21.846	110.7	15.729	97.8	2:36.447	29.15	1:42.781	14:34:31.377	
16 -	17.835	21.425	112.0	15.464	99.7	54.724	83.34	1.058	14:35:26.101	
17 -	18.102	21.849	109.2	20.641	35.2	1:00.592	75.27	6.926	14:36:26.693	
18 -	OUTLAP	21.338	110.3	15.577	99.4	1:06.843	68.23	13.177	14:37:33.536	
19 -	17.661	21.377	111.4	15.399	99.5	54.437	83.78	0.771	14:38:27.973	
20 -	17.707	20.989	111.2	15.449	99.7	54.145	(3)	84.23	0.479	14:39:22.118
21 -	17.604	20.836	114.1	15.721	97.8	54.161	84.21	0.495	14:40:16.279	

P4 52 Jorel BOERBOOM		Kalex KTM - FPW Racing								
IDEAL LAP TIME : 54.209		BEST LAP TIME : 54.238		DIFFERENCE : 0.029						
LAP	SECTOR 1	SECTOR 2	SECTOR 3	LAP TIME	MPH	DIFF	TIME OF DAY			
1 -	OUTLAP	23.648	113.3	16.779	103.7				14:11:12.679	
2 -	18.848	21.876	114.7	15.916	105.1	56.640	80.52	2.402	14:12:09.319	
3 -	18.260	22.465	114.1	15.714	104.6	56.439	80.81	2.201	14:13:05.758	
4 -	18.121	21.393	114.5	15.522	104.6	55.036	82.87	0.798	14:14:00.794	
5 -	18.042	21.434	113.9	15.539	104.8	55.015	82.90	0.777	14:14:55.809	
6 -	18.602	23.519	112.9	16.114	106.0	58.235	78.32	3.997	14:15:54.044	
7 -	17.887	21.332	114.1	15.360	105.8	54.579	83.56	0.341	14:16:48.623	
8 -	17.837	21.353	114.7	15.386	106.0	54.576	(3)	83.57	0.338	14:17:43.199
9 -	17.710	21.197	115.9	15.331	105.5	54.238 (1)	84.09		14:18:37.437	
10 -	17.746	21.263	114.7	15.302	105.3	54.311	(2)	83.98	0.073	14:19:31.748
11 -	17.821	21.369	113.3	15.605	104.3	54.795	83.23	0.557	14:20:26.543	
12 -	19.591	23.268	112.0	21.186	32.2	1:04.045	71.21	9.807	14:21:30.588	
13 -	OUTLAP	22.738	113.5	15.775	104.5	4:26.026	17.14	3:31.788	14:25:56.614	
14 -	18.134	21.578	114.3	15.533	104.5	55.245	82.56	1.007	14:26:51.859	
15 -	18.013	21.270	114.7	15.707	103.7	54.990	82.94	0.752	14:27:46.849	
16 -	18.082	21.425	115.1	15.526	104.8	55.033	82.87	0.795	14:28:41.882	
17 -	17.998	21.299	116.5	15.636	103.2	54.933	83.03	0.695	14:29:36.815	
18 -	18.017	22.805	108.5	21.915	32.4	1:02.737	72.70	8.499	14:30:39.552	
19 -	OUTLAP	22.579	112.9	17.192	100.7	2:47.842	27.17	1:53.604	14:33:27.394	
20 -	18.253	21.919	114.1	16.618	102.1	56.790	80.31	2.552	14:34:24.184	
21 -	18.153	21.643	115.3	15.685	103.7	55.481	82.21	1.243	14:35:19.665	
22 -	18.051	22.264	113.9	15.837	103.5	56.152	81.22	1.914	14:36:15.817	
23 -	18.246	21.433	116.7	15.683	104.3	55.362	82.38	1.124	14:37:11.179	
24 -	18.246	22.629	113.1	16.088	103.7	56.963	80.07	2.725	14:38:08.142	
25 -	18.292	22.207	114.3	15.937	103.0	56.436	80.81	2.198	14:39:04.578	
26 -	18.233	21.561	114.9	15.734	103.0	55.528	82.14	1.290	14:40:00.106	
27 -	18.184	23.089	112.2	17.587	91.5	58.860	77.49	4.622	14:40:58.966	

Weather / Track : Bright / Dry

Knockhill

Circuit Length = 1.2669 miles

Start: 14:10 Flag 14:40 End: 14:41

MCRCB BULLETIN TK121

2016 MCE British Superbike Championship - Round 4

2016 HEL Performance British Motostar Championship

QUALIFYING 2 - SECTOR ANALYSIS

SECTOR 1 = FL to I1, SECTOR 2 = I1 to I2, SECTOR 3 = I2 to FL, DIFF = Difference To Personal Best Lap

P5 15 Eugene McMANUS		KTM - CD / IC Racing							
IDEAL LAP TIME : 54.014		BEST LAP TIME : 54.296		DIFFERENCE : 0.282					
LAP	SECTOR 1	SECTOR 2		SECTOR 3		LAP TIME	MPH	DIFF	TIME OF DAY
1 -	OUTLAP	23.334	113.7	16.519	105.8				14:11:07.029
2 -	18.519	22.273	114.7	15.664	106.1	56.456	80.79	2.160	14:12:03.485
3 -	17.963	21.884	115.3	15.454	106.3	55.301	82.47	1.005	14:12:58.786
4 -	18.045	21.853	115.3	15.810	106.0	55.708	81.87	1.412	14:13:54.494
5 -	18.020	21.836	114.7	15.416	106.8	55.272	82.52	0.976	14:14:49.766
6 -	17.939	21.846	114.7	15.389	106.0	55.174	82.66	0.878	14:15:44.940
7 -	18.305	21.865	114.3	15.267	106.6	55.437	82.27	1.141	14:16:40.377
8 -	17.943	22.010	114.9	15.395	106.6	55.348	82.40	1.052	14:17:35.725
9 -	18.481	23.815	103.0	19.691	37.8	1:01.987	73.58	7.691	14:18:37.712
10 -	OUTLAP	22.415	115.1	15.913	106.0	3:18.472	22.98	2:24.176	14:21:56.184
11 -	18.167	21.728	116.3	15.440	107.0	55.335	82.42	1.039	14:22:51.519
12 -	18.128	21.770	116.3	15.270	107.5	55.168	82.67	0.872	14:23:46.687
13 -	18.007	21.812	116.3	15.259	107.8	55.078	82.81	0.782	14:24:41.765
14 -	18.045	22.616	115.9	15.201	107.7	55.862	81.64	1.566	14:25:37.627
15 -	18.038	21.663	116.9	15.396	108.2	55.097	82.78	0.801	14:26:32.724
16 -	17.908	21.796	115.3	15.420	107.2	55.124	82.74	0.828	14:27:27.848
17 -	18.025	21.626	116.5	15.468	105.8	55.119	82.75	0.823	14:28:22.967
18 -	18.727	21.498	117.1	15.187	106.0	55.412	82.31	1.116	14:29:18.379
19 -	17.849	21.550	117.9	15.562	105.5	54.961	82.98	0.665	14:30:13.340
20 -	18.236	21.466	117.1	15.454	105.1	55.156	82.69	0.860	14:31:08.496
21 -	18.230	21.598	117.5	15.409	107.0	55.237	82.57	0.941	14:32:03.733
22 -	17.950	21.228	117.5	15.118	106.8	54.296 (1)	84.00		14:32:58.029
23 -	17.668	21.417	116.9	15.281	105.6	54.366 (2)	83.89	0.070	14:33:52.395
24 -	17.720	21.568	116.5	15.430	106.3	54.718 (3)	83.35	0.422	14:34:47.113
25 -	19.455	24.166	111.4	18.887	39.5	1:02.508	72.96	8.212	14:35:49.621
26 -	OUTLAP	22.721	117.1	15.894	106.0	2:27.961	30.82	1:33.665	14:38:17.582
27 -	18.094	21.631	117.3	15.402	106.0	55.127	82.73	0.831	14:39:12.709
28 -	17.990	21.697	117.7	15.724	104.5	55.411	82.31	1.115	14:40:08.120

P6 26 Dani SAEZ		Honda - GA Competition							
IDEAL LAP TIME : 54.149		BEST LAP TIME : 54.362		DIFFERENCE : 0.213					
LAP	SECTOR 1	SECTOR 2		SECTOR 3		LAP TIME	MPH	DIFF	TIME OF DAY
1 -	OUTLAP	23.270	109.4	16.105	101.6				14:11:20.824
2 -	18.709	22.709	111.1	21.790	28.9	1:03.208	72.16	8.846	14:12:24.032
3 -	OUTLAP	21.851	109.8	15.642	101.0	1:28.748	51.39	34.386	14:13:52.780
4 -	18.106	21.423	111.1	15.439	101.3	54.968	82.97	0.606	14:14:47.748
5 -	17.931	21.245	111.1	15.427	101.0	54.603	83.53	0.241	14:15:42.351
6 -	18.213	24.678	58.5	18.796	101.5	1:01.687	73.93	7.325	14:16:44.038
7 -	18.050	21.326	111.4	15.527	101.5	54.903	83.07	0.541	14:17:38.941
8 -	17.964	21.234	112.7	15.399	101.0	54.597	83.54	0.235	14:18:33.538
9 -	19.684	22.672	111.2	15.362	101.6	57.718	79.02	3.356	14:19:31.256
10 -	19.065	22.477	110.0	15.357	101.6	56.899	80.16	2.537	14:20:28.155
11 -	18.127	21.508	112.0	15.228	102.1	54.863	83.13	0.501	14:21:23.018
12 -	17.873	21.237	112.4	15.349	102.6	54.459 (3)	83.75	0.097	14:22:17.477
13 -	18.048	22.285	110.7	15.696	101.8	56.029	81.40	1.667	14:23:13.506
14 -	18.725	27.061	63.7	28.912	33.1	1:14.698	61.06	20.336	14:24:28.204
15 -	OUTLAP	21.637	110.5	15.472	101.6	3:41.681	20.57	2:47.319	14:28:09.885
16 -	18.158	21.300	112.9	15.359	101.3	54.817	83.20	0.455	14:29:04.702
17 -	18.009	21.356	113.3	15.518	101.5	54.883	83.10	0.521	14:29:59.585
18 -	17.983	21.593	113.7	15.551	98.6	55.127	82.73	0.765	14:30:54.712
19 -	18.231	21.478	101.9	15.974	101.8	55.683	81.91	1.321	14:31:50.395
20 -	18.331	21.538	112.5	15.665	101.0	55.534	82.13	1.172	14:32:45.929
21 -	17.947	21.062	113.3	15.353	101.2	54.362 (1)	83.90		14:33:40.291
22 -	18.215	21.334	113.9	15.481	100.7	55.030	82.88	0.668	14:34:35.321
23 -	17.931	21.507	112.5	15.359	100.7	54.797	83.23	0.435	14:35:30.118
24 -	17.891	21.173	113.5	15.434	100.6	54.498	83.69	0.136	14:36:24.616
25 -	17.859	21.130	112.7	15.403	100.7	54.392 (2)	83.85	0.030	14:37:19.008
26 -	17.892	22.345	113.7	15.809	101.3	56.046	81.38	1.684	14:38:15.054
27 -	18.054	21.404	114.9	15.517	101.6	54.975	82.96	0.613	14:39:10.029

Weather / Track : Bright / Dry

Knockhill
Circuit Length = 1.2669 miles
Start: 14:10 Flag 14:40 End: 14:41

MCRCB BULLETIN TK121

2016 MCE British Superbike Championship - Round 4

2016 HEL Performance British Motostar Championship

QUALIFYING 2 - SECTOR ANALYSIS

SECTOR 1 = FL to I1, SECTOR 2 = I1 to I2, SECTOR 3 = I2 to FL, DIFF = Difference To Personal Best Lap

28 - 18.242 21.100 112.7 15.324 100.9 54.666 83.43 0.304 14:40:04.695

P7 21 Richard KERR		KTM - North West Racing						
IDEAL LAP TIME : 54.209		BEST LAP TIME : 54.402		DIFFERENCE : 0.193				
LAP	SECTOR 1	SECTOR 2	SECTOR 3	LAP TIME	MPH	DIFF	TIME OF DAY	
1 -	OUTLAP	23.526	111.8	16.332	101.9		14:11:12.314	
2 -	18.484	21.923	112.5	15.867	103.0	56.274 81.05	14:12:08.588	
3 -	18.546	22.622	110.7	15.570	102.6	56.738 80.38	14:13:05.326	
4 -	18.140	21.567	111.4	16.218	103.5	55.925 81.55	14:14:01.251	
5 -	18.120	21.538	111.2	15.613	103.7	55.271 82.52	14:14:56.522	
6 -	18.091	22.604	112.5	15.350	103.0	56.045 81.38	14:15:52.567	
7 -	18.041	21.386	110.7	15.533	103.2	54.960 82.98	14:16:47.527	
8 -	18.023	21.570	111.8	15.404	103.0	54.997 82.93	14:17:42.524	
9 -	17.954	21.388	112.4	15.802	103.5	55.144 82.71	14:18:37.668	
10 -	17.858	21.290	113.5	15.289	104.2	54.437 (2) 83.78	14:19:32.105	
11 -	17.838	21.390	112.5	15.425	104.8	54.653 83.45	14:20:26.758	
12 -	18.288	21.730	110.9	15.460	103.0	55.478 82.21	14:21:22.236	
13 -	18.035	21.332	112.5	15.176	104.0	54.543 83.62	14:22:16.779	
14 -	18.444	21.759	109.4	24.662	29.5	1:04.865 70.31	14:23:21.644	
15 -	OUTLAP	23.816	96.8	16.479	101.9	3:35.662 21.14	2:41.260 14:26:57.306	
16 -	18.489	25.572	111.6	16.361	100.3	1:00.422 75.48	6.020 14:27:57.728	
17 -	19.208	29.857	79.7	19.057	102.7	1:08.122 66.95	13.720 14:29:05.850	
18 -	17.970	21.577	114.7	15.812	101.9	55.359 82.39	0.957 14:30:01.209	
19 -	18.757	21.312	116.7	15.959	100.1	56.028 81.40	1.626 14:30:57.237	
20 -	18.128	21.314	113.5	15.307	103.7	54.749 83.30	0.347 14:31:51.986	
21 -	18.624	21.195	113.1	15.447	101.9	55.266 82.53	0.864 14:32:47.252	
22 -	18.129	21.199	114.3	15.575	100.9	54.903 83.07	0.501 14:33:42.155	
23 -	18.099	21.247	114.9	15.202	102.6	54.548 83.61	0.146 14:34:36.703	
24 -	18.041	21.747	114.3	15.391	102.6	55.179 82.66	0.777 14:35:31.882	
25 -	17.901	21.289	114.1	15.299	101.3	54.489 (3) 83.70	0.087 14:36:26.371	
26 -	18.856	26.003	113.1	15.620	102.7	1:00.479 75.41	6.077 14:37:26.850	
27 -	18.245	21.987	108.2	16.319	102.7	56.551 80.65	2.149 14:38:23.401	
28 -	17.846	21.932	114.1	15.537	102.1	55.315 82.45	0.913 14:39:18.716	
29 -	17.851	21.244	115.3	15.307	102.4	54.402 (1) 83.84	14:40:13.118	

P8 35 Elliot LODGE		Honda - Essential Team Racing / SP125						
IDEAL LAP TIME : 54.228		BEST LAP TIME : 54.530		DIFFERENCE : 0.302				
LAP	SECTOR 1	SECTOR 2	SECTOR 3	LAP TIME	MPH	DIFF	TIME OF DAY	
1 -	OUTLAP	23.050	106.8	16.214	99.5		14:11:31.145	
2 -	18.936	22.212	108.7	16.030	100.3	57.178 79.77	14:12:28.323	
3 -	18.897	22.717	108.2	15.767	100.6	57.381 79.48	14:13:25.704	
4 -	18.252	21.610	108.2	15.646	101.2	55.508 82.17	0.978 14:14:21.212	
5 -	18.024	21.271	110.1	15.505	101.3	54.800 83.23	0.270 14:15:16.012	
6 -	18.559	22.993	108.5	15.850	100.9	57.402 79.45	2.872 14:16:13.414	
7 -	18.040	22.055	110.5	15.562	102.1	55.657 81.95	1.127 14:17:09.071	
8 -	18.000	22.186	106.1	15.889	101.0	56.075 81.33	1.545 14:18:05.146	
9 -	18.262	21.414	109.6	15.571	100.4	55.247 82.55	0.717 14:19:00.393	
10 -	18.068	22.123	103.7	21.337	30.8	1:01.528 74.13	6.998 14:20:01.921	
11 -	OUTLAP	22.028	110.1	15.646	101.2	2:00.275 37.92	1:05.745 14:22:02.196	
12 -	18.124	21.480	111.4	15.555	101.8	55.159 82.69	0.629 14:22:57.355	
13 -	18.360	21.493	112.0	15.534	101.0	55.387 82.34	0.857 14:23:52.742	
14 -	17.943	21.214	110.1	15.490	102.6	54.647 (2) 83.46	0.117 14:24:47.389	
15 -	17.887	21.299	111.1	15.791	100.4	54.977 82.96	0.447 14:25:42.366	
16 -	17.951	21.332	110.7	15.381	101.5	54.664 (3) 83.43	0.134 14:26:37.030	
17 -	18.006	21.211	111.1	15.613	100.6	54.830 83.18	0.300 14:27:31.860	
18 -	18.064	21.180	111.8	15.709	98.8	54.953 83.00	0.423 14:28:26.813	
19 -	18.121	21.192	111.8	15.716	100.4	55.029 82.88	0.499 14:29:21.842	
20 -	18.487	21.636	111.2	15.797	99.4	55.920 81.56	1.390 14:30:17.762	
21 -	18.426	23.078	108.7	15.956	98.5	57.460 79.37	2.930 14:31:15.222	
22 -	18.220	21.354	110.1	15.768	99.2	55.342 82.41	0.812 14:32:10.564	
23 -	18.135	21.553	111.2	15.656	99.7	55.344 82.41	0.814 14:33:05.908	
24 -	18.459	22.732	108.9	15.704	99.4	56.895 80.16	2.365 14:34:02.803	
25 -	18.156	21.097	111.6	15.590	99.7	54.843 83.16	0.313 14:34:57.646	

Weather / Track : Bright / Dry

Knockhill

Circuit Length = 1.2669 miles

Start: 14:10 Flag 14:40 End: 14:41

MCRCB BULLETIN TK121

2016 MCE British Superbike Championship - Round 4

2016 HEL Performance British Motostar Championship

QUALIFYING 2 - SECTOR ANALYSIS

SECTOR 1 = FL to I1, SECTOR 2 = I1 to I2, SECTOR 3 = I2 to FL, DIFF = Difference To Personal Best Lap

26 -	18.108	21.122	112.0	15.475	99.4	54.705	83.37	0.175	14:35:52.351
27 -	18.023	21.195	112.5	15.710	99.5	54.928	83.03	0.398	14:36:47.279
28 -	18.103	20.977	112.9	15.652	99.7	54.732	83.33	0.202	14:37:42.011
29 -	18.063	21.308	111.6	15.682	99.1	55.053	82.84	0.523	14:38:37.064
30 -	18.066	21.184	111.1	15.571	99.4	54.821	83.20	0.291	14:39:31.885
31 -	17.955	20.960	112.2	15.615	100.0	54.530 (1)	83.64		14:40:26.415

P9	23	Sam LLEWELLYN			Honda - Mammoth Motorsport				
IDEAL LAP TIME : 54.501		BEST LAP TIME : 54.585			DIFFERENCE : 0.084				

LAP	SECTOR 1	SECTOR 2	SECTOR 3	LAP TIME	MPH	DIFF	TIME OF DAY		
1 -	OUTLAP	23.317	108.9	16.585	100.7		14:11:20.467		
2 -	19.284	23.017	108.5	17.073	100.6	59.374	76.82	4.789	14:12:19.841
3 -	18.919	22.895	109.2	15.964	101.2	57.778	78.94	3.193	14:13:17.619
4 -	18.495	21.970	109.2	16.017	101.2	56.482	80.75	1.897	14:14:14.101
5 -	18.597	22.180	107.5	16.051	101.0	56.828	80.26	2.243	14:15:10.929
6 -	18.679	21.850	110.1	15.780	101.9	56.309	81.00	1.724	14:16:07.238
7 -	18.447	21.709	110.3	15.684	101.8	55.840	81.68	1.255	14:17:03.078
8 -	18.469	21.857	109.8	15.663	101.0	55.989	81.46	1.404	14:17:59.067
9 -	18.363	21.526	110.5	15.465	101.5	55.354	82.39	0.769	14:18:54.421
10 -	18.194	26.609	73.4	18.648	98.2	1:03.451	71.88	8.866	14:19:57.872
11 -	19.696	22.150	105.0	16.234	102.1	58.080	78.53	3.495	14:20:55.952
12 -	18.338	21.698	110.5	15.500	102.7	55.536	82.12	0.951	14:21:51.488
13 -	18.267	21.543	109.1	15.770	101.2	55.580	82.06	0.995	14:22:47.068
14 -	18.565	21.932	108.5	16.076	100.6	56.573	80.62	1.988	14:23:43.641
15 -	18.193	21.442	110.9	15.534	101.9	55.169	(3) 82.67	0.584	14:24:38.810
16 -	18.221	21.634	110.7	15.650	102.7	55.505	82.17	0.920	14:25:34.315
17 -	18.781	21.773	111.6	15.805	101.8	56.359	80.92	1.774	14:26:30.674
18 -	18.560	21.627	109.4	18.542	44.2	58.729	77.66	4.144	14:27:29.403
19 -	OUTLAP	22.593	108.7	16.365	99.7	2:23.342	31.81	1:28.757	14:29:52.745
20 -	18.782	21.717	110.5	15.705	100.3	56.204	81.15	1.619	14:30:48.949
21 -	18.612	21.528	111.1	15.516	100.9	55.656	81.95	1.071	14:31:44.605
22 -	18.382	21.253	112.9	15.424	100.9	55.059	(2) 82.84	0.474	14:32:39.664
23 -	18.129	21.070	113.5	15.386	102.7	54.585 (1)	83.55		14:33:34.249
24 -	18.475	21.815	109.6	16.989	98.9	57.279	79.62	2.694	14:34:31.528
25 -	18.324	21.329	114.5	15.839	102.1	55.492	82.19	0.907	14:35:27.020
26 -	18.045	21.249	112.9	18.137	42.4	57.431	79.41	2.846	14:36:24.451
27 -	OUTLAP	24.111	112.0	16.277	100.9	1:11.907	63.43	17.322	14:37:36.358

P10	44	Edmund BEST			KTM - SymCirrus Motorsport				
IDEAL LAP TIME : 54.594		BEST LAP TIME : 54.758			DIFFERENCE : 0.164				

LAP	SECTOR 1	SECTOR 2	SECTOR 3	LAP TIME	MPH	DIFF	TIME OF DAY		
1 -	OUTLAP	22.712	109.2	16.444	104.5		14:11:09.092		
2 -	18.403	21.728	111.4	15.726	103.5	55.857	81.65	1.099	14:12:04.949
3 -	18.353	21.384	113.3	15.785	104.8	55.522	(3) 82.14	0.764	14:13:00.471
4 -	18.033	21.096	113.9	15.629	105.0	54.758 (1)	83.29		14:13:55.229
5 -	17.869	21.417	112.7	15.636	104.8	54.922	(2) 83.04	0.164	14:14:50.151

P11	2	Mike BROUWERS			Husqvarna - Joma / Brouwersracingteam				
IDEAL LAP TIME : 54.543		BEST LAP TIME : 54.765			DIFFERENCE : 0.222				

LAP	SECTOR 1	SECTOR 2	SECTOR 3	LAP TIME	MPH	DIFF	TIME OF DAY		
1 -	OUTLAP	23.298	108.5	16.340	100.9		14:11:21.289		
2 -	18.739	22.780	110.1	16.808	99.7	58.327	78.19	3.562	14:12:19.616
3 -	18.377	22.635	108.7	16.023	100.0	57.035	79.97	2.270	14:13:16.651
4 -	17.991	21.820	108.7	15.848	100.9	55.659	81.94	0.894	14:14:12.310
5 -	18.053	21.519	110.9	15.674	100.4	55.246	82.56	0.481	14:15:07.556
6 -	17.961	22.116	104.0	16.144	100.6	56.221	81.12	1.456	14:16:03.777
7 -	17.747	21.814	111.8	15.715	101.6	55.276	82.51	0.511	14:16:59.053
8 -	18.058	21.724	108.5	15.704	101.3	55.486	82.20	0.721	14:17:54.539
9 -	17.821	21.302	111.1	15.642	100.6	54.765 (1)	83.28		14:18:49.304
10 -	17.935	21.386	109.1	15.714	101.6	55.035	82.87	0.270	14:19:44.339
11 -	18.565	21.837	109.8	16.017	101.2	56.419	80.84	1.654	14:20:40.758
12 -	17.846	21.460	108.5	15.637	100.6	54.943	83.01	0.178	14:21:35.701

Weather / Track : Bright / Dry

Knockhill

Circuit Length = 1.2669 miles

Start: 14:10 Flag 14:40 End: 14:41

MCRCB BULLETIN TK121

2016 MCE British Superbike Championship - Round 4

2016 HEL Performance British Motostar Championship

QUALIFYING 2 - SECTOR ANALYSIS

SECTOR 1 = FL to I1, SECTOR 2 = I1 to I2, SECTOR 3 = I2 to FL, DIFF = Difference To Personal Best Lap

13 -	17.887	21.994	99.4	19.740	37.8	59.621	76.50	4.856	14:22:35.322
14 -	OUTLAP	22.591	108.0	15.825	101.0	1:52.102	40.68	57.337	14:24:27.424
15 -	18.085	21.604	110.3	15.744	101.2	55.433	82.28	0.668	14:25:22.857
16 -	18.139	21.887	109.6	15.729	100.4	55.755	81.80	0.990	14:26:18.612
17 -	17.825	21.411	109.4	15.690	100.6	54.926	83.04	0.161	14:27:13.538
18 -	17.898	21.382	108.7	15.608	101.5	54.888	83.09	0.123	14:28:08.426
19 -	17.819	21.403	114.9	15.571	100.1	54.793 (2)	83.24	0.028	14:29:03.219
20 -	18.335	21.227	110.9	15.620	100.4	55.182	82.65	0.417	14:29:58.401
21 -	18.247	21.594	109.6	16.240	97.6	56.081	81.33	1.316	14:30:54.482
22 -	18.074	21.228	110.9	16.368	98.1	55.670	81.93	0.905	14:31:50.152
23 -	17.960	21.225	110.5	15.647	99.1	54.832 (3)	83.18	0.067	14:32:44.984
24 -	18.053	21.291	110.5	15.767	99.7	55.111	82.76	0.346	14:33:40.095
25 -	17.893	21.261	111.1	16.674	99.8	55.828	81.69	1.063	14:34:35.923
26 -	18.481	21.378	111.1	15.613	100.6	55.472	82.22	0.707	14:35:31.395
27 -	17.869	21.286	111.2	23.806	34.1	1:02.961	72.44	8.196	14:36:34.356
28 -	OUTLAP	22.700	107.0	16.348	100.3	1:40.552	45.36	45.787	14:38:14.908
29 -	17.971	21.516	112.0	15.596	99.7	55.083	82.80	0.318	14:39:09.991
30 -	18.612	21.256	111.4	15.630	100.1	55.498	82.18	0.733	14:40:05.489

P12 30 Max COOK		Repli-Cast - Repli-Cast UK Racing							
IDEAL LAP TIME : 54.822		BEST LAP TIME : 55.100		DIFFERENCE : 0.278					

LAP	SECTOR 1	SECTOR 2	SECTOR 3	LAP TIME	MPH	DIFF	TIME OF DAY		
1 -	OUTLAP	24.099	110.1	16.607	101.3		14:11:17.083		
2 -	18.960	22.276	112.4	15.936	103.0	57.172	79.77	2.072	14:12:14.255
3 -	18.428	21.940	111.8	15.556	102.7	55.924	81.55	0.824	14:13:10.179
4 -	18.361	21.864	112.5	15.701	102.7	55.926	81.55	0.826	14:14:06.105
5 -	18.338	22.252	111.4	15.717	103.4	56.307	81.00	1.207	14:15:02.412
6 -	18.127	22.173	112.9	15.616	102.7	55.916	81.57	0.816	14:15:58.328
7 -	18.185	22.191	112.0	15.439	102.4	55.815	81.71	0.715	14:16:54.143
8 -	18.415	22.087	110.9	15.446	101.8	55.948	81.52	0.848	14:17:50.091
9 -	18.274	22.573	110.7	15.606	101.3	56.453	80.79	1.353	14:18:46.544
10 -	18.358	21.914	110.7	15.869	99.5	56.141	81.24	1.041	14:19:42.685
11 -	18.597	22.657	109.8	21.151	27.5	1:02.405	73.08	7.305	14:20:45.090
12 -	OUTLAP	22.625	110.9	15.550	102.2	2:41.087	28.31	1:45.987	14:23:26.177
13 -	18.533	21.961	111.1	15.610	102.2	56.104	81.29	1.004	14:24:22.281
14 -	18.264	21.615	112.0	15.221	104.0	55.100 (1)	82.77		14:25:17.381
15 -	18.124	21.800	111.4	15.362	102.6	55.286 (3)	82.50	0.186	14:26:12.667
16 -	18.084	21.714	111.8	15.343	102.6	55.141 (2)	82.71	0.041	14:27:07.808
17 -	18.608	22.092	111.1	15.618	102.4	56.318	80.98	1.218	14:28:04.126
18 -	18.394	26.243	90.5	16.395	101.9	1:01.032	74.73	5.932	14:29:05.158
19 -	18.161	21.533	113.3	15.957	100.9	55.651	81.95	0.551	14:30:00.809
20 -	18.354	21.572	113.7	20.268	29.7	1:00.194	75.77	5.094	14:31:01.003
21 -	OUTLAP	22.588	111.4	15.769	100.9	2:23.190	31.85	1:28.090	14:33:24.193
22 -	18.281	21.517	113.1	15.866	101.2	55.664	81.94	0.564	14:34:19.857
23 -	18.576	21.959	111.6	15.393	100.6	55.928	81.55	0.828	14:35:15.785
24 -	18.335	21.674	112.7	15.425	101.0	55.434	82.28	0.334	14:36:11.219
25 -	18.197	21.656	112.5	15.492	101.0	55.345	82.41	0.245	14:37:06.564

P13 72 S Cameron HORSMAN		Honda NSF - FAB-Racing							
IDEAL LAP TIME : 54.911		BEST LAP TIME : 55.302		DIFFERENCE : 0.391					

LAP	SECTOR 1	SECTOR 2	SECTOR 3	LAP TIME	MPH	DIFF	TIME OF DAY		
1 -	OUTLAP	23.933	105.1	17.269	95.1		14:11:12.451		
2 -	19.792	22.331	109.1	16.183	98.9	58.306	78.22	3.004	14:12:10.757
3 -	18.771	21.630	110.0	15.971	99.1	56.372	80.91	1.070	14:13:07.129
4 -	18.370	23.125	108.2	15.815	99.1	57.310	79.58	2.008	14:14:04.439
5 -	18.634	22.222	108.4	15.719	97.8	56.575	80.62	1.273	14:15:01.014
6 -	18.811	22.248	109.4	19.147	37.5	1:00.206	75.75	4.904	14:16:01.220
7 -	OUTLAP	21.750	107.8	16.083	97.5	1:12.665	62.76	17.363	14:17:13.885
8 -	18.387	22.225	107.8	15.805	97.8	56.417	80.84	1.115	14:18:10.302
9 -	18.191	21.576	106.6	16.188	94.9	55.955	81.51	0.653	14:19:06.257
10 -	18.249	21.702	106.5	15.873	97.9	55.824	81.70	0.522	14:20:02.081
11 -	17.961	21.850	107.5	15.613	98.6	55.424 (3)	82.29	0.122	14:20:57.505
12 -	18.230	21.780	108.4	15.691	98.2	55.701	81.88	0.399	14:21:53.206

Weather / Track : Bright / Dry

Knockhill
Circuit Length = 1.2669 miles
Start: 14:10 Flag 14:40 End: 14:41

MCRCB BULLETIN TK121

2016 MCE British Superbike Championship - Round 4

2016 HEL Performance British Motostar Championship

QUALIFYING 2 - SECTOR ANALYSIS

SECTOR 1 = FL to I1, SECTOR 2 = I1 to I2, SECTOR 3 = I2 to FL, DIFF = Difference To Personal Best Lap

13 -	18.114	21.728	107.3	15.635	98.2	55.477	82.21	0.175	14:22:48.683
14 -	18.213	21.485	108.4	15.639	98.8	55.337 (2)	82.42	0.035	14:23:44.020
15 -	18.088	22.337	107.5	20.243	34.4	1:00.668	75.18	5.366	14:24:44.688
16 -	OUTLAP	22.395	106.8	16.004	97.9	3:11.526	23.81	2:16.224	14:27:56.214
17 -	18.399	21.698	108.7	15.609	97.2	55.706	81.87	0.404	14:28:51.920
18 -	18.261	21.684	108.2	15.790	96.2	55.735	81.83	0.433	14:29:47.655
19 -	18.537	22.815	108.5	16.333	96.4	57.685	79.06	2.383	14:30:45.340
20 -	18.439	21.517	108.7	15.574	96.6	55.530	82.13	0.228	14:31:40.870
21 -	18.572	21.585	110.9	15.947	98.9	56.104	81.29	0.802	14:32:36.974
22 -	18.362	21.952	111.4	15.646	98.9	55.960	81.50	0.658	14:33:32.934
23 -	18.151	22.106	110.0	18.560	41.1	58.817	77.54	3.515	14:34:31.751
24 -	OUTLAP	21.753	108.5	15.665	96.8	1:11.025	64.21	15.723	14:35:42.776
25 -	18.328	21.610	109.1	16.636	93.5	56.574	80.62	1.272	14:36:39.350
26 -	18.426	21.762	109.8	15.663	96.2	55.851	81.66	0.549	14:37:35.201
27 -	18.320	21.926	109.6	15.495	98.1	55.741	81.82	0.439	14:38:30.942
28 -	18.121	21.716	109.6	15.465	98.2	55.302 (1)	82.47		14:39:26.244
29 -	18.667	21.642	108.9	15.630	96.5	55.939	81.53	0.637	14:40:22.183

P14 3 S Mark CLAYTON

Honda NSF - SP125

IDEAL LAP TIME : 55.219

BEST LAP TIME : 55.309

DIFFERENCE : 0.090

LAP	SECTOR 1	SECTOR 2	SECTOR 3	LAP TIME	MPH	DIFF	TIME OF DAY		
1 -	OUTLAP	23.504	108.5	16.863	98.2		14:11:13.224		
2 -	18.908	22.315	107.2	16.103	98.2	57.326	79.56	2.017	14:12:10.550
3 -	19.401	24.730	82.3	17.610	94.9	1:01.741	73.87	6.432	14:13:12.291
4 -	19.324	22.600	107.2	16.277	98.8	58.201	78.36	2.892	14:14:10.492
5 -	19.562	23.601	104.5	16.162	99.2	59.325	76.88	4.016	14:15:09.817
6 -	18.282	21.939	107.3	15.891	100.0	56.112	81.28	0.803	14:16:05.929
7 -	18.337	21.856	108.4	15.767	100.1	55.960	81.50	0.651	14:17:01.889
8 -	18.516	24.445	100.4	16.588	96.0	59.549	76.59	4.240	14:18:01.438
9 -	19.244	24.492	97.8	15.876	100.0	59.612	76.51	4.303	14:19:01.050
10 -	18.562	22.885	104.6	15.898	99.5	57.345	79.53	2.036	14:19:58.395
11 -	18.775	22.448	106.0	16.053	99.5	57.276	79.63	1.967	14:20:55.671
12 -	18.291	21.581	108.5	15.823	98.5	55.695 (3)	81.89	0.386	14:21:51.366
13 -	19.403	23.593	102.4	15.973	99.7	58.969	77.34	3.660	14:22:50.335
14 -	18.202	21.629	108.5	15.627	100.3	55.458 (2)	82.24	0.149	14:23:45.793
15 -	18.075	21.517	109.4	15.717	100.0	55.309 (1)	82.46		14:24:41.102
16 -	18.392	25.261	91.4	17.186	90.3	1:00.839	74.97	5.530	14:25:41.941
17 -	19.401	24.102	95.5	16.167	99.5	59.670	76.43	4.361	14:26:41.611
18 -	18.830	23.906	103.0	15.938	99.2	58.674	77.73	3.365	14:27:40.285
19 -	18.822	23.584	101.3	16.239	98.9	58.645	77.77	3.336	14:28:38.930
20 -	18.978	22.508	104.5	24.750	32.7	1:06.236	68.86	10.927	14:29:45.166
21 -	OUTLAP	21.847	108.5	15.904	97.8	2:34.511	29.51	1:39.202	14:32:19.677
22 -	19.192	29.939	61.7	18.743	91.9	1:07.874	67.19	12.565	14:33:27.551
23 -	19.994	22.778	107.7	16.070	95.4	58.842	77.51	3.533	14:34:26.393
24 -	19.148	24.587	67.9	18.310	96.5	1:02.045	73.51	6.736	14:35:28.438
25 -	19.520	24.410	106.8	16.261	98.3	1:00.191	75.77	4.882	14:36:28.629
26 -	18.784	24.450	98.2	16.063	98.8	59.297	76.91	3.988	14:37:27.926

P15 98 Tomas de VRIES

Honda - DAT Racing

IDEAL LAP TIME : 55.332

BEST LAP TIME : 55.381

DIFFERENCE : 0.049

LAP	SECTOR 1	SECTOR 2	SECTOR 3	LAP TIME	MPH	DIFF	TIME OF DAY		
1 -	OUTLAP	23.780	110.3	16.923	99.8		14:11:13.399		
2 -	19.047	22.374	111.1	16.392	99.2	57.813	78.89	2.432	14:12:11.212
3 -	18.863	22.785	110.0	16.143	100.3	57.791	78.92	2.410	14:13:09.003
4 -	18.621	22.151	110.5	15.952	100.7	56.724	80.40	1.343	14:14:05.727
5 -	18.397	22.195	109.1	15.972	100.7	56.564	80.63	1.183	14:15:02.291
6 -	18.457	22.312	111.1	15.804	100.9	56.573	80.62	1.192	14:15:58.864
7 -	18.203	22.046	111.4	15.923	101.2	56.172	81.19	0.791	14:16:55.036
8 -	18.319	22.159	110.1	16.062	100.1	56.540	80.67	1.159	14:17:51.576
9 -	18.235	21.793	111.6	16.011	100.1	56.039	81.39	0.658	14:18:47.615
10 -	18.891	22.433	108.9	15.885	100.3	57.209	79.72	1.828	14:19:44.824
11 -	18.260	21.832	109.8	16.027	100.6	56.119	81.27	0.738	14:20:40.943
12 -	18.368	23.034	103.4	18.249	99.4	59.651	76.46	4.270	14:21:40.594

Knockhill

Circuit Length = 1.2669 miles

Start: 14:10 Flag 14:40 End: 14:41

Weather / Track : Bright / Dry

MCRCB BULLETIN TK121

2016 MCE British Superbike Championship - Round 4

2016 HEL Performance British Motostar Championship

QUALIFYING 2 - SECTOR ANALYSIS

SECTOR 1 = FL to I1, SECTOR 2 = I1 to I2, SECTOR 3 = I2 to FL, DIFF = Difference To Personal Best Lap

13 -	18.462	21.965	110.5	16.119	100.9	56.546	80.66	1.165	14:22:37.140
14 -	18.260	21.723	110.9	15.946	101.6	55.929	81.55	0.548	14:23:33.069
15 -	18.380	23.111	107.7	20.531	28.8	1:02.022	73.54	6.641	14:24:35.091
16 -	OUTLAP	23.246	106.8	16.480	97.6	6:10.575	12.30	5:15.194	14:30:45.666
17 -	18.791	21.756	111.1	15.723	98.5	56.270	81.05	0.889	14:31:41.936
18 -	18.504	21.628	110.1	15.741	99.8	55.873	81.63	0.492	14:32:37.809
19 -	18.104	21.597	111.1	15.680	100.7	55.381 (1)	82.35		14:33:33.190
20 -	18.201	21.930	112.9	15.974	99.4	56.105	81.29	0.724	14:34:29.295
21 -	18.114	21.660	110.0	15.747	100.1	55.521 (2)	82.15	0.140	14:35:24.816
22 -	18.168	21.570	109.2	15.864	100.6	55.602	82.03	0.221	14:36:20.418
23 -	18.685	21.709	112.2	15.830	98.6	56.224	81.12	0.843	14:37:16.642
24 -	18.959	22.896	105.5	16.570	98.6	58.425	78.06	3.044	14:38:15.067
25 -	18.334	21.548	111.6	15.706	100.7	55.588 (3)	82.05	0.207	14:39:10.655
26 -	18.567	22.133	108.4	15.934	100.1	56.634	80.53	1.253	14:40:07.289

P16	20	Joel MARKLUND	Honda - Marklund Solutions / SP125						
IDEAL LAP TIME : 55.317		BEST LAP TIME : 55.426		DIFFERENCE : 0.109					

LAP	SECTOR 1	SECTOR 2	SECTOR 3	LAP TIME	MPH	DIFF	TIME OF DAY		
1 -	OUTLAP	22.811	110.7	16.482	100.9		14:11:32.786		
2 -	18.928	22.406	111.6	16.155	101.5	57.489	79.33	2.063	14:12:30.275
3 -	18.659	22.194	111.8	16.110	103.2	56.963	80.07	1.537	14:13:27.238
4 -	18.638	22.393	110.0	16.230	101.6	57.261	79.65	1.835	14:14:24.499
5 -	18.361	22.006	112.0	16.104	101.5	56.471	80.76	1.045	14:15:20.970
6 -	19.101	23.390	102.6	28.356	29.4	1:10.847	64.37	15.421	14:16:31.817
7 -	OUTLAP	22.371	111.2	16.093	101.8	6:08.305	12.38	5:12.879	14:22:40.122
8 -	18.409	21.913	111.8	15.800	102.1	56.122	81.27	0.696	14:23:36.244
9 -	18.401	22.147	112.4	15.956	101.3	56.504	80.72	1.078	14:24:32.748
10 -	19.070	22.543	112.0	15.871	102.4	57.484	79.34	2.058	14:25:30.232
11 -	18.322	22.262	110.7	25.668	35.3	1:06.252	68.84	10.826	14:26:36.484
12 -	OUTLAP	21.926	112.4	15.961	101.5	1:14.438	61.27	19.012	14:27:50.922
13 -	18.495	21.623	113.9	15.739	101.6	55.857	81.65	0.431	14:28:46.779
14 -	18.227	21.666	113.7	15.533	101.0	55.426 (1)	82.29		14:29:42.205
15 -	19.129	22.224	110.3	23.770	27.0	1:05.123	70.03	9.697	14:30:47.328
16 -	OUTLAP	22.073	113.1	15.960	101.8	1:48.381	42.08	52.955	14:32:35.709
17 -	18.473	21.588	113.7	15.898	100.6	55.959	81.50	0.533	14:33:31.668
18 -	18.355	21.684	113.3	15.729	101.2	55.768 (3)	81.78	0.342	14:34:27.436
19 -	18.491	22.031	112.5	15.573	101.5	56.095	81.31	0.669	14:35:23.531
20 -	18.488	21.831	112.5	15.910	101.2	56.229	81.11	0.803	14:36:19.760
21 -	18.196	21.678	112.7	15.671	100.7	55.545 (2)	82.11	0.119	14:37:15.305
22 -	18.392	23.178	108.5	16.477	101.5	58.047	78.57	2.621	14:38:13.352
23 -	18.601	21.727	112.0	15.977	100.4	56.305	81.00	0.879	14:39:09.657
24 -	19.326	21.600	113.1	15.671	101.2	56.597	80.58	1.171	14:40:06.254

P17	11 S	Dan JONES	Honda NSF - Jones Brothers Racing						
IDEAL LAP TIME : 55.272		BEST LAP TIME : 55.445		DIFFERENCE : 0.173					

LAP	SECTOR 1	SECTOR 2	SECTOR 3	LAP TIME	MPH	DIFF	TIME OF DAY		
1 -	OUTLAP	22.913	107.0	16.571	97.8		14:11:40.875		
2 -	18.716	22.041	109.2	16.004	98.8	56.761	80.35	1.316	14:12:37.636
3 -	18.327	21.904	108.7	16.067	99.1	56.298	81.01	0.853	14:13:33.934
4 -	18.327	21.764	108.9	15.989	99.8	56.080	81.33	0.635	14:14:30.014
5 -	18.272	21.811	108.4	16.133	99.5	56.216	81.13	0.771	14:15:26.230
6 -	18.526	22.084	108.7	16.180	100.6	56.790	80.31	1.345	14:16:23.020
7 -	18.583	21.853	108.7	15.973	100.4	56.409	80.85	0.964	14:17:19.429
8 -	18.329	21.728	109.1	16.026	100.0	56.083	81.32	0.638	14:18:15.512
9 -	18.406	21.846	109.6	16.014	99.5	56.266	81.06	0.821	14:19:11.778
10 -	18.416	21.854	109.8	16.206	100.6	56.476	80.76	1.031	14:20:08.254
11 -	18.370	21.685	107.8	15.953	99.5	56.008	81.43	0.563	14:21:04.262
12 -	18.490	21.801	110.1	15.892	99.5	56.183	81.18	0.738	14:22:00.445
13 -	18.536	22.133	108.4	15.912	99.8	56.581	80.61	1.136	14:22:57.026
14 -	18.326	21.709	109.1	15.857	101.5	55.892	81.60	0.447	14:23:52.918
15 -	18.126	21.692	110.1	19.673	34.0	59.491	76.66	4.046	14:24:52.409
16 -	OUTLAP	22.212	110.5	16.039	99.1	7:44.402	9.82	6:48.957	14:32:36.811
17 -	18.415	21.799	111.1	15.719	99.7	55.933	81.54	0.488	14:33:32.744

Knockhill
 Circuit Length = 1.2669 miles
 Start: 14:10 Flag 14:40 End: 14:41

Weather / Track : Bright / Dry

MCRCB BULLETIN TK121

2016 MCE British Superbike Championship - Round 4

2016 HEL Performance British Motostar Championship

QUALIFYING 2 - SECTOR ANALYSIS

SECTOR 1 = FL to I1, SECTOR 2 = I1 to I2, SECTOR 3 = I2 to FL, DIFF = Difference To Personal Best Lap

18 -	18.187	22.003	111.1	15.804	98.8	55.994	81.45	0.549	14:34:28.738
19 -	18.354	21.713	111.4	15.716	99.7	55.783 (3)	81.76	0.338	14:35:24.521
20 -	18.141	21.665	111.8	15.856	100.1	55.662 (2)	81.94	0.217	14:36:20.183
21 -	18.255	21.430	112.7	15.760	100.0	55.445 (1)	82.26		14:37:15.628
22 -	18.262	23.113	110.0	16.632	99.7	58.007	78.63	2.562	14:38:13.635
23 -	18.491	22.101	111.4	16.122	100.1	56.714	80.42	1.269	14:39:10.349
24 -	18.713	21.953	111.4	16.084	96.9	56.750	80.37	1.305	14:40:07.099

P18 99	Stephen CAMPBELL			Honda - Campbell Racing					
IDEAL LAP TIME : 55.331		BEST LAP TIME : 55.516		DIFFERENCE : 0.185					

LAP	SECTOR 1	SECTOR 2	SECTOR 3	LAP TIME	MPH	DIFF	TIME OF DAY		
1 -	OUTLAP	23.829	107.7	16.787	97.9		14:11:18.586		
2 -	19.103	22.572	107.0	16.409	98.2	58.084	78.52	2.568	14:12:16.670
3 -	18.991	21.895	108.5	15.999	99.5	56.885	80.18	1.369	14:13:13.555
4 -	18.697	22.077	107.7	16.216	97.9	56.990	80.03	1.474	14:14:10.545
5 -	19.185	22.062	107.0	16.191	98.2	57.438	79.40	1.922	14:15:07.983
6 -	18.468	21.989	107.8	15.905	99.5	56.362	80.92	0.846	14:16:04.345
7 -	18.234	21.976	106.8	16.047	99.7	56.257	81.07	0.741	14:17:00.602
8 -	18.350	21.631	108.7	15.888	99.2	55.869	81.63	0.353	14:17:56.471
9 -	18.279	21.782	108.9	15.770	100.0	55.831	81.69	0.315	14:18:52.302
10 -	18.204	22.690	105.5	15.798	100.1	56.692	80.45	1.176	14:19:48.994
11 -	18.114	21.546	110.1	15.856	99.5	55.516 (1)	82.15		14:20:44.510
12 -	18.206	21.673	109.2	15.671	100.7	55.550 (2)	82.10	0.034	14:21:40.060
13 -	18.305	21.944	107.7	15.874	98.6	56.123	81.26	0.607	14:22:36.183
14 -	18.227	21.664	108.0	15.902	99.1	55.793 (3)	81.75	0.277	14:23:31.976
15 -	18.210	22.050	108.5	15.778	100.1	56.038	81.39	0.522	14:24:28.014
16 -	18.310	22.895	105.1	20.124	35.9	1:01.329	74.37	5.813	14:25:29.343
17 -	OUTLAP	22.521	109.2	16.515	97.5	4:56.331	15.39	4:00.815	14:30:25.674
18 -	18.829	21.977	109.6	16.026	97.5	56.832	80.25	1.316	14:31:22.506
19 -	18.675	21.723	109.4	15.860	97.9	56.258	81.07	0.742	14:32:18.764
20 -	18.565	21.906	108.7	15.871	98.2	56.342	80.95	0.826	14:33:15.106
21 -	18.392	21.711	108.9	15.989	97.5	56.092	81.31	0.576	14:34:11.198
22 -	18.429	21.870	108.9	16.112	85.3	56.411	80.85	0.895	14:35:07.609
23 -	19.905	22.821	106.3	19.483	36.9	1:02.209	73.31	6.693	14:36:09.818

P19 79 S	Storm STACEY			Honda NSF - Repli-Cast UK Racing					
IDEAL LAP TIME : 55.397		BEST LAP TIME : 55.528		DIFFERENCE : 0.131					

LAP	SECTOR 1	SECTOR 2	SECTOR 3	LAP TIME	MPH	DIFF	TIME OF DAY		
1 -	OUTLAP	24.042	106.6	17.509	98.2		14:11:15.704		
2 -	19.272	22.646	109.1	16.580	99.5	58.498	77.97	2.970	14:12:14.202
3 -	18.968	22.243	111.1	16.039	100.6	57.250	79.67	1.722	14:13:11.452
4 -	18.536	22.122	111.2	15.892	101.5	56.550	80.65	1.022	14:14:08.002
5 -	18.346	22.058	111.1	16.036	99.8	56.440	80.81	0.912	14:15:04.442
6 -	18.614	22.509	110.5	15.936	100.9	57.059	79.93	1.531	14:16:01.501
7 -	18.377	22.184	110.5	16.234	100.0	56.795	80.30	1.267	14:16:58.296
8 -	18.436	22.261	108.9	15.870	101.2	56.567	80.63	1.039	14:17:54.863
9 -	18.169	21.922	110.3	15.867	100.4	55.958	81.50	0.430	14:18:50.821
10 -	18.374	22.221	108.5	16.046	99.5	56.641	80.52	1.113	14:19:47.462
11 -	18.435	21.948	109.6	16.055	99.2	56.438	80.81	0.910	14:20:43.900
12 -	18.266	21.870	111.2	15.869	100.1	56.005	81.44	0.477	14:21:39.905
13 -	18.616	22.259	111.4	16.102	100.1	56.977	80.05	1.449	14:22:36.882
14 -	18.268	21.847	110.7	15.901	100.3	56.016	81.42	0.488	14:23:32.898
15 -	18.307	23.262	92.5	17.252	90.5	58.821	77.54	3.293	14:24:31.719
16 -	19.898	23.423	109.4	15.776	100.7	59.097	77.18	3.569	14:25:30.816
17 -	18.452	21.934	111.2	16.454	96.5	56.840	80.24	1.312	14:26:27.656
18 -	18.842	22.600	103.7	21.597	36.1	1:03.039	72.35	7.511	14:27:30.695
19 -	OUTLAP	22.437	110.7	16.077	98.2	2:19.271	32.74	1:23.743	14:29:49.966
20 -	18.815	21.992	111.2	15.869	98.3	56.676	80.47	1.148	14:30:46.642
21 -	18.528	21.819	111.6	15.618	99.4	55.965	81.49	0.437	14:31:42.607
22 -	18.328	21.866	111.2	15.726	100.4	55.920	81.56	0.392	14:32:38.527
23 -	18.249	21.635	112.0	15.644	101.0	55.528 (1)	82.14		14:33:34.055
24 -	18.148	21.649	112.5	16.077	100.0	55.874 (3)	81.63	0.346	14:34:29.929
25 -	18.271	21.822	111.1	15.714	99.8	55.807 (2)	81.73	0.279	14:35:25.736

Knockhill
 Circuit Length = 1.2669 miles
 Start: 14:10 Flag 14:40 End: 14:41

Weather / Track : Bright / Dry

MCRCB BULLETIN TK121

2016 MCE British Superbike Championship - Round 4

2016 HEL Performance British Motostar Championship

QUALIFYING 2 - SECTOR ANALYSIS

SECTOR 1 = FL to I1, SECTOR 2 = I1 to I2, SECTOR 3 = I2 to FL, DIFF = Difference To Personal Best Lap

26 -	18.339	21.767	111.2	15.898	100.1	56.004	81.44	0.476	14:36:21.740
27 -	18.144	21.889	111.1	15.962	98.6	55.995	81.45	0.467	14:37:17.735
28 -	18.934	22.884	112.2	15.976	100.4	57.794	78.92	2.266	14:38:15.529
29 -	18.455	22.028	111.8	16.006	99.7	56.489	80.74	0.961	14:39:12.018
30 -	18.363	21.978	111.4	16.008	100.0	56.349	80.94	0.821	14:40:08.367

P20	28	Lee HINDLE	KTM - JH Motorsport						
IDEAL LAP TIME : 55.239		BEST LAP TIME : 55.544		DIFFERENCE : 0.305					

LAP	SECTOR 1	SECTOR 2	SECTOR 3	LAP TIME	MPH	DIFF	TIME OF DAY		
1 -	OUTLAP	24.008	110.5	17.088	105.5		14:13:18.567		
2 -	19.736	22.779	112.7	16.511	105.3	59.026	77.27	3.482	14:14:17.593
3 -	18.469	22.168	112.7	16.145	105.5	56.782	80.32	1.238	14:15:14.375
4 -	18.289	22.117	111.8	16.195	104.8	56.601	80.58	1.057	14:16:10.976
5 -	18.645	21.629	112.7	15.884	105.6	56.158	81.21	0.614	14:17:07.134
6 -	18.463	21.667	112.9	15.908	105.8	56.038	81.39	0.494	14:18:03.172
7 -	18.420	21.513	112.9	15.611	104.8	55.544 (1)	82.11		14:18:58.716
8 -	18.613	21.590	112.7	16.025	105.0	56.228	81.11	0.684	14:19:54.944
9 -	19.191	27.219	58.7	25.442	26.9	1:11.852	63.47	16.308	14:21:06.796
10 -	OUTLAP	25.955	106.0	17.338	104.3	3:27.344	21.99	2:31.800	14:24:34.140
11 -	18.704	22.417	112.7	16.361	105.8	57.482	79.34	1.938	14:25:31.622
12 -	18.396	21.387	113.9	16.589	105.3	56.372	80.91	0.828	14:26:27.994
13 -	19.632	26.479	109.8	15.771	105.1	1:01.882	73.70	6.338	14:27:29.876
14 -	18.392	21.344	113.3	15.921	104.8	55.657 (3)	81.95	0.113	14:28:25.533
15 -	18.471	21.339	115.1	15.806	104.3	55.616 (2)	82.01	0.072	14:29:21.149

P21	25 S	Thomas STRUDWICK	Honda NSF - Case Moto3						
IDEAL LAP TIME : 55.530		BEST LAP TIME : 55.717		DIFFERENCE : 0.187					

LAP	SECTOR 1	SECTOR 2	SECTOR 3	LAP TIME	MPH	DIFF	TIME OF DAY		
1 -	OUTLAP	24.694	107.0	18.216	97.3		14:11:19.531		
2 -	19.579	24.437	99.8	16.808	98.5	1:00.824	74.98	5.107	14:12:20.355
3 -	19.239	22.562	109.6	16.767	100.9	58.568	77.87	2.851	14:13:18.923
4 -	19.114	22.538	108.0	20.665	32.2	1:02.317	73.19	6.600	14:14:21.240
5 -	OUTLAP	22.578	110.0	16.205	94.2	1:40.016	45.60	44.299	14:16:01.256
6 -	20.074	21.874	110.1	16.038	101.6	57.986	78.65	2.269	14:16:59.242
7 -	18.566	21.936	110.1	15.997	101.2	56.499	80.72	0.782	14:17:55.741
8 -	18.363	21.821	111.4	15.974	100.7	56.158	81.21	0.441	14:18:51.899
9 -	18.478	21.981	110.0	15.972	100.7	56.431	80.82	0.714	14:19:48.330
10 -	18.406	21.753	111.1	16.437	101.6	56.596	80.59	0.879	14:20:44.926
11 -	18.387	21.729	109.2	19.228	34.5	59.344	76.85	3.627	14:21:44.270
12 -	OUTLAP	22.517	109.2	16.056	100.4	1:42.806	44.36	47.089	14:23:27.076
13 -	18.402	21.831	110.0	15.929	100.4	56.162	81.21	0.445	14:24:23.238
14 -	18.749	21.879	109.8	15.846	100.7	56.474	80.76	0.757	14:25:19.712
15 -	18.154	21.839	109.2	15.724	100.7	55.717 (1)	81.86		14:26:15.429
16 -	18.328	21.839	109.4	15.934	100.3	56.101	81.30	0.384	14:27:11.530
17 -	18.470	21.809	110.0	15.774	101.0	56.053	81.37	0.336	14:28:07.583
18 -	18.310	21.665	112.0	15.963	99.8	55.938 (2)	81.53	0.221	14:29:03.521
19 -	18.652	21.841	108.9	16.710	100.3	57.203	79.73	1.486	14:30:00.724
20 -	18.742	21.652	112.0	16.766	99.2	57.160	79.79	1.443	14:30:57.884
21 -	18.455	21.846	110.7	15.905	99.4	56.206	81.14	0.489	14:31:54.090
22 -	18.475	21.705	111.6	16.261	100.0	56.441	80.81	0.724	14:32:50.531
23 -	18.408	21.999	110.9	16.132	97.9	56.539	80.67	0.822	14:33:47.070
24 -	18.479	21.761	109.4	15.867	98.8	56.107	81.29	0.390	14:34:43.177
25 -	18.344	22.099	109.2	15.932	98.9	56.375	80.90	0.658	14:35:39.552
26 -	18.889	23.605	94.3	20.995	31.2	1:03.489	71.84	7.772	14:36:43.041
27 -	OUTLAP	22.673	107.3	16.403	99.4	1:35.526	47.74	39.809	14:38:18.567
28 -	18.549	22.116	110.3	15.922	99.5	56.587	80.60	0.870	14:39:15.154
29 -	18.409	21.691	111.1	15.909	99.7	56.009 (3)	81.43	0.292	14:40:11.163

P22	7 S	TJ TOMS	Honda NSF - Wilson Racing						
IDEAL LAP TIME : 55.614		BEST LAP TIME : 55.725		DIFFERENCE : 0.111					

LAP	SECTOR 1	SECTOR 2	SECTOR 3	LAP TIME	MPH	DIFF	TIME OF DAY
1 -	OUTLAP	22.832	109.4	16.525	98.3		14:11:09.528

Weather / Track : Bright / Dry

Knockhill
Circuit Length = 1.2669 miles
Start: 14:10 Flag 14:40 End: 14:41

MCRCB BULLETIN TK121

2016 MCE British Superbike Championship - Round 4

2016 HEL Performance British Motostar Championship

QUALIFYING 2 - SECTOR ANALYSIS

SECTOR 1 = FL to I1, SECTOR 2 = I1 to I2, SECTOR 3 = I2 to FL, DIFF = Difference To Personal Best Lap

2 -	19.294	23.071	104.0	16.805	92.9	59.170	77.08	3.445	14:12:08.698
3 -	19.369	22.840	106.5	16.209	97.6	58.418	78.07	2.693	14:13:07.116
4 -	18.689	22.879	110.5	15.863	101.9	57.431	79.41	1.706	14:14:04.547
5 -	18.409	22.260	108.7	16.070	100.4	56.739	80.38	1.014	14:15:01.286
6 -	18.786	22.422	110.3	15.820	100.3	57.028	79.98	1.303	14:15:58.314
7 -	18.415	22.232	110.7	15.812	101.3	56.459	80.78	0.734	14:16:54.773
8 -	18.407	22.045	110.3	15.807	100.7	56.259	81.07	0.534	14:17:51.032
9 -	18.245	22.215	109.8	15.788	100.0	56.248	81.08	0.523	14:18:47.280
10 -	18.614	22.108	108.9	15.954	99.8	56.676	80.47	0.951	14:19:43.956
11 -	18.224	22.304	109.1	16.102	98.1	56.630	80.54	0.905	14:20:40.586
12 -	18.616	22.566	107.8	20.477	38.1	1:01.659	73.97	5.934	14:21:42.245
13 -	OUTLAP	22.418	109.1	15.839	99.5	1:58.599	38.45	1:02.874	14:23:40.844
14 -	18.272	22.548	109.4	15.888	99.4	56.708	80.43	0.983	14:24:37.552
15 -	18.338	22.315	108.7	15.910	100.9	56.563	80.63	0.838	14:25:34.115
16 -	18.206	21.974	109.8	15.904	100.4	56.084	(2) 81.32	0.359	14:26:30.199
17 -	18.346	22.217	109.2	20.255	36.5	1:00.818	74.99	5.093	14:27:31.017
18 -	OUTLAP	21.932	110.5	15.883	99.1	1:13.021	62.46	17.296	14:28:44.038
19 -	18.615	22.042	110.0	15.807	99.2	56.464	80.77	0.739	14:29:40.502
20 -	18.823	22.038	110.3	16.056	98.1	56.917	80.13	1.192	14:30:37.419
21 -	18.911	22.641	110.1	15.726	98.1	57.278	79.63	1.553	14:31:34.697
22 -	18.556	21.860	110.1	15.857	98.1	56.273	81.05	0.548	14:32:30.970
23 -	18.513	21.972	111.1	16.346	98.2	56.831	80.25	1.106	14:33:27.801
24 -	18.463	22.027	110.5	15.701	97.5	56.191	(3) 81.17	0.466	14:34:23.992
25 -	18.607	21.910	111.1	15.797	99.1	56.314	80.99	0.589	14:35:20.306
26 -	18.342	22.188	109.6	15.731	98.5	56.261	81.07	0.536	14:36:16.567
27 -	18.317	21.785	110.9	15.623	99.5	55.725	(1) 81.85		14:37:12.292
28 -	18.419	22.614	110.5	15.785	99.8	56.818	80.27	1.093	14:38:09.110
29 -	18.358	22.162	109.8	15.799	98.2	56.319	80.98	0.594	14:39:05.429
30 -	19.178	22.374	111.8	20.130	41.0	1:01.682	73.94	5.957	14:40:07.111

P23 64 S Asher DURHAM		Honda NSF - Cresswell Racing			
IDEAL LAP TIME : 55.552		BEST LAP TIME : 55.926		DIFFERENCE : 0.374	

LAP	SECTOR 1	SECTOR 2	SECTOR 3	LAP TIME	MPH	DIFF	TIME OF DAY		
1 -	OUTLAP	23.558	109.4	17.037	98.5		14:11:13.802		
2 -	18.916	22.522	108.7	16.184	99.7	57.622	79.15	1.696	14:12:11.424
3 -	18.904	23.876	102.4	16.569	98.8	59.349	76.85	3.423	14:13:10.773
4 -	18.591	22.000	109.2	16.141	99.5	56.732	80.39	0.806	14:14:07.505
5 -	18.414	22.022	108.4	16.326	98.1	56.762	80.35	0.836	14:15:04.267
6 -	18.977	22.828	108.4	16.030	99.5	57.835	78.86	1.909	14:16:02.102
7 -	18.603	21.830	109.6	16.297	98.9	56.730	80.40	0.804	14:16:58.832
8 -	18.600	22.048	108.9	15.927	99.5	56.575	80.62	0.649	14:17:55.407
9 -	18.312	21.771	109.8	15.947	98.8	56.030	(2) 81.40	0.104	14:18:51.437
10 -	18.490	21.974	108.0	16.093	99.1	56.557	80.64	0.631	14:19:47.994
11 -	18.399	21.983	108.0	16.470	96.0	56.852	80.22	0.926	14:20:44.846
12 -	18.759	21.915	109.4	19.932	35.7	1:00.606	75.25	4.680	14:21:45.452
13 -	OUTLAP	23.808	94.6	16.751	97.5	2:35.504	29.33	1:39.578	14:24:20.956
14 -	18.438	21.795	108.7	15.973	98.9	56.206	81.14	0.280	14:25:17.162
15 -	18.494	22.037	109.8	16.007	99.7	56.538	80.67	0.612	14:26:13.700
16 -	18.449	21.863	109.6	16.034	98.8	56.346	80.94	0.420	14:27:10.046
17 -	18.336	21.825	108.4	16.199	98.5	56.360	80.92	0.434	14:28:06.406
18 -	18.383	21.766	110.5	15.981	98.6	56.130	(3) 81.25	0.204	14:29:02.536
19 -	18.731	22.884	90.6	19.988	48.4	1:01.603	74.04	5.677	14:30:04.139
20 -	OUTLAP	21.917	109.6	16.020	97.2	2:17.127	33.26	1:21.201	14:32:21.266
21 -	18.476	26.519	78.6	18.390	91.1	1:03.385	71.95	7.459	14:33:24.651
22 -	19.644	24.048	100.3	16.334	94.5	1:00.026	75.98	4.100	14:34:24.677
23 -	18.686	21.527	111.6	15.713	98.9	55.926	(1) 81.55		14:35:20.603
24 -	18.359	23.461	82.5	18.593	97.8	1:00.413	75.49	4.487	14:36:21.016

P24 34 S Liam DELVES		Honda NSF - Crucials Sauce / Banks Racing			
IDEAL LAP TIME : 55.756		BEST LAP TIME : 55.969		DIFFERENCE : 0.213	

LAP	SECTOR 1	SECTOR 2	SECTOR 3	LAP TIME	MPH	DIFF	TIME OF DAY		
1 -	OUTLAP	23.559	106.6	16.600	96.8		14:11:19.847		
2 -	19.426	23.390	107.5	17.155	97.2	59.971	76.05	4.002	14:12:19.818

Knockhill
 Circuit Length = 1.2669 miles
 Start: 14:10 Flag 14:40 End: 14:41

Weather / Track : Bright / Dry

MCRCB BULLETIN TK121

2016 MCE British Superbike Championship - Round 4

2016 HEL Performance British Motostar Championship

QUALIFYING 2 - SECTOR ANALYSIS

SECTOR 1 = FL to I1, SECTOR 2 = I1 to I2, SECTOR 3 = I2 to FL, DIFF = Difference To Personal Best Lap

3 -	19.091	22.897	107.0	16.567	98.2	58.555	77.89	2.586	14:13:18.373
4 -	19.003	23.014	108.5	16.256	96.8	58.273	78.27	2.304	14:14:16.646
5 -	18.307	22.131	108.0	16.136	97.5	56.574	80.62	0.605	14:15:13.220
6 -	18.548	23.135	103.5	23.891	34.0	1:05.574	69.55	9.605	14:16:18.794
7 -	OUTLAP	23.104	106.0	16.390	96.9	5:12.020	14.61	4:16.051	14:21:30.814
8 -	18.402	22.093	106.5	16.264	97.2	56.759	80.35	0.790	14:22:27.573
9 -	18.255	22.007	106.3	16.086	97.6	56.348	80.94	0.379	14:23:23.921
10 -	18.198	22.138	106.6	16.109	96.9	56.445	80.80	0.476	14:24:20.366
11 -	18.242	22.177	106.5	16.034	97.6	56.453	80.79	0.484	14:25:16.819
12 -	18.310	22.245	106.6	16.064	97.5	56.619	80.55	0.650	14:26:13.438
13 -	18.280	21.925	107.3	16.055	97.2	56.260 (3)	81.07	0.291	14:27:09.698
14 -	18.329	21.948	106.5	16.028	97.5	56.305	81.00	0.336	14:28:06.003
15 -	18.464	21.810	108.4	16.048	97.1	56.322	80.98	0.353	14:29:02.325
16 -	18.476	22.042	107.7	16.030	96.6	56.548	80.65	0.579	14:29:58.873
17 -	18.400	22.299	108.9	16.172	96.2	56.871	80.20	0.902	14:30:55.744
18 -	18.390	21.875	108.9	16.094	96.9	56.359	80.92	0.390	14:31:52.103
19 -	18.872	22.774	106.5	16.480	96.8	58.126	78.46	2.157	14:32:50.229
20 -	18.350	21.938	107.2	19.732	37.3	1:00.020	75.99	4.051	14:33:50.249
21 -	OUTLAP	22.598	107.0	16.421	95.5	2:47.928	27.16	1:51.959	14:36:38.177
22 -	18.337	21.885	108.7	15.894	96.8	56.116 (2)	81.28	0.147	14:37:34.293
23 -	18.230	22.241	107.8	16.171	96.0	56.642	80.52	0.673	14:38:30.935
24 -	18.394	21.827	110.0	15.748	97.1	55.969 (1)	81.49		14:39:26.904
25 -	18.290	22.233	110.3	16.100	96.2	56.623	80.55	0.654	14:40:23.527

P25 27 Josh HODGE

Honda - Road and Race Performance

IDEAL LAP TIME : 55.819 BEST LAP TIME : 56.090

DIFFERENCE : 0.271

LAP	SECTOR 1	SECTOR 2	SECTOR 3	LAP TIME	MPH	DIFF	TIME OF DAY		
1 -	OUTLAP	22.937	110.9	16.426	100.6		14:11:09.658		
2 -	19.006	22.485	109.4	16.708	100.3	58.199	78.37	2.109	14:12:07.857
3 -	19.044	23.214	109.6	16.415	101.6	58.673	77.73	2.583	14:13:06.530
4 -	18.870	22.695	109.6	15.907	101.0	57.472	79.36	1.382	14:14:04.002
5 -	18.697	22.269	109.6	15.974	101.0	56.940	80.10	0.850	14:15:00.942
6 -	18.794	22.064	110.3	15.968	100.9	56.826	80.26	0.736	14:15:57.768
7 -	18.620	22.178	110.3	15.876	102.1	56.674	80.47	0.584	14:16:54.442
8 -	18.404	22.124	111.6	15.592	101.8	56.120 (2)	81.27	0.030	14:17:50.562
9 -	18.487	22.268	110.5	16.022	102.1	56.777	80.33	0.687	14:18:47.339
10 -	18.778	22.049	112.0	15.820	101.0	56.647	80.51	0.557	14:19:43.986
11 -	18.676	22.159	109.4	16.179	100.9	57.014	79.99	0.924	14:20:41.000
12 -	18.634	22.203	110.5	16.423	100.1	57.260	79.65	1.170	14:21:38.260
13 -	19.372	22.782	109.6	20.302	36.0	1:02.456	73.02	6.366	14:22:40.716
14 -	OUTLAP	22.486	110.1	15.614	100.7	2:34.268	29.56	1:38.178	14:25:14.984
15 -	18.599	22.148	109.8	15.602	100.7	56.349	80.94	0.259	14:26:11.333
16 -	18.532	22.136	109.8	15.570	100.7	56.238 (3)	81.10	0.148	14:27:07.571
17 -	18.644	21.940	110.1	15.506	100.9	56.090 (1)	81.31		14:28:03.661
18 -	18.660	21.909	110.9	15.684	99.2	56.253	81.08	0.163	14:28:59.914
19 -	18.817	22.485	110.3	16.491	100.3	57.793	78.92	1.703	14:29:57.707
20 -	18.927	22.459	110.7	15.927	100.6	57.313	79.58	1.223	14:30:55.020
21 -	18.732	21.952	111.6	15.841	100.4	56.525	80.69	0.435	14:31:51.545
22 -	19.305	22.717	107.5	20.658	43.0	1:02.680	72.76	6.590	14:32:54.225
23 -	OUTLAP	22.084	111.8	16.384	100.6	1:41.528	44.92	45.438	14:34:35.753
24 -	18.757	22.228	112.2	15.935	100.0	56.920	80.13	0.830	14:35:32.673
25 -	18.547	21.968	112.4	15.888	100.3	56.403	80.86	0.313	14:36:29.076
26 -	18.633	22.111	111.4	15.835	99.5	56.579	80.61	0.489	14:37:25.655
27 -	18.684	21.951	111.6	15.935	100.7	56.570	80.62	0.480	14:38:22.225
28 -	18.545	22.468	111.2	16.473	100.1	57.486	79.34	1.396	14:39:19.711
29 -	18.705	22.090	112.4	16.197	100.1	56.992	80.03	0.902	14:40:16.703

P26 54 Sam BURMAN

KTM - TeamWNT / Burman Racing

IDEAL LAP TIME : 56.277 BEST LAP TIME : 56.514

DIFFERENCE : 0.237

LAP	SECTOR 1	SECTOR 2	SECTOR 3	LAP TIME	MPH	DIFF	TIME OF DAY		
1 -	OUTLAP	23.528	113.5	16.898	103.5		14:11:08.442		
2 -	19.539	22.892	114.1	16.675	103.7	59.106	77.16	2.592	14:12:07.548
3 -	19.214	23.084	110.5	16.362	103.8	58.660	77.75	2.146	14:13:06.208

Knockhill

Circuit Length = 1.2669 miles

Start: 14:10 Flag 14:40 End: 14:41

Weather / Track : Bright / Dry

MCRCB BULLETIN TK121

2016 MCE British Superbike Championship - Round 4

2016 HEL Performance British Motostar Championship

QUALIFYING 2 - SECTOR ANALYSIS

SECTOR 1 = FL to I1, SECTOR 2 = I1 to I2, SECTOR 3 = I2 to FL, DIFF = Difference To Personal Best Lap

4 -	19.018	23.039	114.5	16.480	105.8	58.537	77.91	2.023	14:14:04.745
5 -	19.012	22.724	115.1	16.235	105.5	57.971	78.67	1.457	14:15:02.716
6 -	19.020	22.480	114.9	15.949	105.3	57.449	79.39	0.935	14:16:00.165
7 -	18.777	22.855	113.9	19.491	45.4	1:01.123	74.62	4.609	14:17:01.288
8 -	OUTLAP	23.481	113.5	16.413	104.2	3:20.231	22.77	2:23.717	14:20:21.519
9 -	18.937	22.489	113.9	16.048	105.3	57.474	79.35	0.960	14:21:18.993
10 -	18.663	22.511	114.1	16.111	104.0	57.285	79.62	0.771	14:22:16.278
11 -	19.084	22.559	114.9	15.910	106.3	57.553	79.25	1.039	14:23:13.831
12 -	18.850	22.510	114.7	15.902	105.0	57.262	79.65	0.748	14:24:11.093
13 -	18.545	22.447	113.9	15.765	105.0	56.757 (3)	80.36	0.243	14:25:07.850
14 -	18.424	22.265	114.3	15.825	105.1	56.514 (1)	80.70		14:26:04.364
15 -	18.651	23.770	111.8	16.723	103.7	59.144	77.11	2.630	14:27:03.508
16 -	19.481	23.385	112.0	19.176	46.7	1:02.042	73.51	5.528	14:28:05.550
17 -	OUTLAP	23.897	113.1	16.845	103.2	2:26.088	31.22	1:29.574	14:30:31.638
18 -	19.109	22.258	115.5	15.974	104.5	57.341	79.54	0.827	14:31:28.979
19 -	18.625	22.140	115.3	15.772	104.2	56.537 (2)	80.67	0.023	14:32:25.516
20 -	18.796	22.435	114.5	15.956	104.2	57.187	79.75	0.673	14:33:22.703
21 -	18.726	22.088	114.9	16.062	103.7	56.876	80.19	0.362	14:34:19.579
22 -	18.647	22.441	113.7	16.257	103.2	57.345	79.53	0.831	14:35:16.924
23 -	18.634	22.114	114.7	16.203	103.4	56.951	80.08	0.437	14:36:13.875
24 -	18.738	22.200	116.1	16.153	104.0	57.091	79.89	0.577	14:37:10.966
25 -	18.870	22.493	114.7	16.216	105.8	57.579	79.21	1.065	14:38:08.545
26 -	18.653	22.088	115.1	16.216	104.0	56.957	80.07	0.443	14:39:05.502
27 -	18.799	22.509	114.3	16.051	103.8	57.359	79.51	0.845	14:40:02.861

P27	56 S	Charlie ATKINS	Honda NSF - Wilson Racing						
IDEAL LAP TIME : 56.769		BEST LAP TIME : 56.866		DIFFERENCE : 0.097					

LAP	SECTOR 1	SECTOR 2	SECTOR 3	LAP TIME	MPH	DIFF	TIME OF DAY	
1 -	OUTLAP	24.764	108.4	17.712	99.2		14:11:26.791	
2 -	20.080	23.546	107.3	16.727	98.9	1:00.353	14:12:27.144	
3 -	19.601	23.719	109.2	16.629	101.8	59.949	14:13:27.093	
4 -	19.655	23.099	106.8	16.393	99.7	59.147	14:14:26.240	
5 -	18.951	22.957	108.2	16.438	101.3	58.346	14:15:24.586	
6 -	18.901	22.674	109.8	16.549	101.8	58.124	14:16:22.710	
7 -	19.184	22.730	110.1	16.327	102.2	58.241	14:17:20.951	
8 -	18.717	22.709	110.5	15.976	102.2	57.402	14:18:18.353	
9 -	18.644	22.747	111.2	16.205	102.2	57.596	14:19:15.949	
10 -	18.746	22.730	110.0	16.086	101.5	57.562	14:20:13.511	
11 -	18.984	22.650	110.0	16.302	102.6	57.936	14:21:11.447	
12 -	19.010	22.438	110.1	15.977	102.4	57.425	14:22:08.872	
13 -	18.881	22.457	110.1	20.463	31.8	1:01.801	14:23:10.673	
14 -	OUTLAP	23.166	108.5	16.527	101.5	2:11.465	14:25:22.138	
15 -	18.748	22.951	111.1	16.342	101.9	58.041	14:26:20.179	
16 -	18.665	22.540	109.6	19.659	38.7	1:00.864	14:27:21.043	
17 -	OUTLAP	23.422	108.2	17.501	98.8	1:15.993	14:28:37.036	
18 -	18.772	22.656	108.7	16.245	100.1	57.673	14:29:34.709	
19 -	19.884	23.597	109.6	17.927	99.4	1:01.408	14:30:36.117	
20 -	20.141	23.015	111.4	16.245	100.9	59.401	14:31:35.518	
21 -	19.065	22.439	111.2	16.047	101.5	57.551	14:32:33.069	
22 -	18.894	22.522	111.4	17.391	97.5	58.807	14:33:31.876	
23 -	18.843	22.550	108.5	16.813	103.2	58.206	14:34:30.082	
24 -	18.741	22.150	113.3	15.975	102.4	56.866 (1)	80.20	14:35:26.948
25 -	19.112	22.710	109.6	16.679	100.6	58.501	14:36:25.449	
26 -	18.813	22.211	109.4	16.358	100.1	57.382 (3)	14:37:22.831	
27 -	18.866	23.204	109.8	16.421	100.4	58.491	14:38:21.322	
28 -	18.993	22.751	111.2	16.387	101.9	58.131	14:39:19.453	
29 -	18.720	22.208	112.0	16.121	101.9	57.049 (2)	14:40:16.502	

P28	24 S	Shane FABER	Honda NSF - Shane Faber Racing				
IDEAL LAP TIME : 56.730		BEST LAP TIME : 57.229		DIFFERENCE : 0.499			

LAP	SECTOR 1	SECTOR 2	SECTOR 3	LAP TIME	MPH	DIFF	TIME OF DAY
1 -	OUTLAP	24.542	106.3	17.633	96.0		14:11:19.217
2 -	19.385	23.193	107.3	16.849	98.2	59.427	14:12:18.644

Weather / Track : Bright / Dry

Knockhill
Circuit Length = 1.2669 miles
Start: 14:10 Flag 14:40 End: 14:41

MCRCB BULLETIN TK121

2016 MCE British Superbike Championship - Round 4

2016 HEL Performance British Motostar Championship

QUALIFYING 2 - SECTOR ANALYSIS

SECTOR 1 = FL to I1, SECTOR 2 = I1 to I2, SECTOR 3 = I2 to FL, DIFF = Difference To Personal Best Lap

3 -	19.160	23.668	105.5	16.693	98.2	59.521	76.63	2.292	14:13:18.165
4 -	19.071	23.078	106.6	16.651	99.2	58.800	77.56	1.571	14:14:16.965
5 -	18.800	23.040	107.0	16.483	99.2	58.323	78.20	1.094	14:15:15.288
6 -	19.073	23.307	108.4	16.494	99.1	58.874	77.47	1.645	14:16:14.162
7 -	19.014	22.932	107.2	16.492	99.5	58.438	78.05	1.209	14:17:12.600
8 -	18.934	22.830	107.0	16.253	98.9	58.017	78.61	0.788	14:18:10.617
9 -	18.878	22.847	102.7	17.350	97.9	59.075	77.20	1.846	14:19:09.692
10 -	19.209	22.888	107.0	16.256	98.5	58.353	78.16	1.124	14:20:08.045
11 -	20.140	24.390	95.5	24.057	28.8	1:08.587	66.50	11.358	14:21:16.632
12 -	OUTLAP	24.146	103.5	16.924	99.1	3:13.615	23.55	2:16.386	14:24:30.247
13 -	18.713	22.723	107.7	16.394	99.1	57.830	78.87	0.601	14:25:28.077
14 -	18.814	22.601	107.3	16.255	98.8	57.670	79.08	0.441	14:26:25.747
15 -	18.901	22.503	107.3	16.154	98.9	57.558 (3)	79.24	0.329	14:27:23.305
16 -	18.914	22.435	108.5	15.880	98.9	57.229 (1)	79.69		14:28:20.534
17 -	19.043	22.137	109.4	16.092	97.9	57.272 (2)	79.63	0.043	14:29:17.806
18 -	19.047	22.485	108.9	16.093	97.9	57.625	79.15	0.396	14:30:15.431
19 -	20.530	23.827	106.8	19.787	35.0	1:04.144	71.10	6.915	14:31:19.575
20 -	OUTLAP	23.280	107.3	16.378	97.9	2:27.785	30.86	1:30.556	14:33:47.360
21 -	18.770	22.652	106.6	16.168	97.8	57.590	79.19	0.361	14:34:44.950
22 -	20.877	22.388	108.7	16.813	95.8	1:00.078	75.91	2.849	14:35:45.028
23 -	19.830	23.029	105.6	16.250	97.3	59.109	77.16	1.880	14:36:44.137
24 -	19.319	22.761	104.6	16.434	98.3	58.514	77.94	1.285	14:37:42.651
25 -	19.062	24.097	104.0	16.841	97.1	1:00.000	76.01	2.771	14:38:42.651
26 -	19.166	22.762	103.7	16.773	97.3	58.701	77.70	1.472	14:39:41.352
27 -	19.190	22.430	108.2	16.195	97.6	57.815	78.89	0.586	14:40:39.167

P29	22 S	Tasia RODINK	Honda NSF - GA Competition			
IDEAL LAP TIME : 57.303		BEST LAP TIME : 57.621		DIFFERENCE : 0.318		

LAP	SECTOR 1	SECTOR 2	SECTOR 3	LAP TIME	MPH	DIFF	TIME OF DAY	
1 -	OUTLAP	24.035	103.2	16.782	93.9		14:11:23.766	
2 -	19.096	23.057	104.3	20.676	35.1	1:02.829	14:12:26.595	
3 -	OUTLAP	23.702	103.0	16.533	94.2	1:47.500	14:14:14.095	
4 -	19.126	23.005	104.3	16.352	95.3	58.483	14:15:12.578	
5 -	19.047	23.174	104.5	16.294	95.8	58.515	14:16:11.093	
6 -	19.008	22.516	106.0	16.275	96.5	57.799	14:17:08.892	
7 -	19.060	22.840	104.2	16.496	94.9	58.396	14:18:07.288	
8 -	18.867	22.514	105.5	16.266	95.0	57.647	14:19:04.935	
9 -	18.932	22.799	105.1	16.245	95.7	57.976	14:20:02.911	
10 -	18.760	22.642	104.0	16.234	96.2	57.636 (2)	14:21:00.547	
11 -	19.200	23.282	102.6	16.486	95.5	58.968	14:21:59.515	
12 -	19.194	22.983	102.9	20.985	37.1	1:03.162	14:23:02.677	
13 -	OUTLAP	22.827	104.2	16.702	93.5	5:01.067	14:28:03.744	
14 -	19.293	22.858	105.3	16.437	93.4	58.588	14:29:02.332	
15 -	19.405	22.309	106.3	16.470	95.1	58.184	14:30:00.516	
16 -	19.700	22.573	106.0	16.613	94.1	58.886	14:30:59.402	
17 -	19.011	22.444	106.0	16.397	94.1	57.852	14:31:57.254	
18 -	18.889	22.415	106.1	16.342	94.6	57.646 (3)	14:32:54.900	
19 -	18.920	22.414	105.1	16.287	94.5	57.621 (1)	79.15	14:33:52.521
20 -	18.896	22.733	105.1	16.822	94.6	58.451	14:34:50.972	
21 -	19.098	22.642	105.5	16.453	93.5	58.193	14:35:49.165	
22 -	19.137	22.601	106.1	16.447	93.4	58.185	14:36:47.350	
23 -	19.253	23.527	100.1	17.129	93.5	59.909	14:37:47.259	
24 -	19.507	23.014	104.2	16.808	92.8	59.329	14:38:46.588	
25 -	19.483	23.035	103.0	23.539	28.1	1:06.057	14:39:52.645	

P30	49 S	James ALDERSON	Honda NSF - Young Riders Fund			
IDEAL LAP TIME : 57.871		BEST LAP TIME : 57.878		DIFFERENCE : 0.007		

LAP	SECTOR 1	SECTOR 2	SECTOR 3	LAP TIME	MPH	DIFF	TIME OF DAY
1 -	OUTLAP	25.159	100.4	17.764	93.4		14:11:55.617
2 -	19.771	23.289	102.6	16.993	94.5	1:00.053	14:12:55.670
3 -	19.865	22.937	103.7	16.969	94.9	59.771	14:13:55.441
4 -	19.511	22.998	103.2	16.832	95.4	59.341	14:14:54.782
5 -	19.284	23.304	102.9	16.742	96.2	59.330	14:15:54.112

Knockhill
 Circuit Length = 1.2669 miles
 Start: 14:10 Flag 14:40 End: 14:41

Weather / Track : Bright / Dry

MCRCB BULLETIN TK121

2016 MCE British Superbike Championship - Round 4

2016 HEL Performance British Motostar Championship

QUALIFYING 2 - SECTOR ANALYSIS

SECTOR 1 = FL to I1, SECTOR 2 = I1 to I2, SECTOR 3 = I2 to FL, DIFF = Difference To Personal Best Lap

6 -	19.321	22.774	104.2	16.689	95.7	58.784	77.59	0.906	14:16:52.896
7 -	19.333	22.759	104.3	16.960	97.1	59.052	77.23	1.174	14:17:51.948
8 -	19.239	22.636	105.6	16.699	94.9	58.574	77.86	0.696	14:18:50.522
9 -	19.600	23.167	102.2	16.716	96.4	59.483	76.67	1.605	14:19:50.005
10 -	19.315	22.907	103.2	16.750	96.5	58.972	77.34	1.094	14:20:48.977
11 -	19.273	23.042	103.7	21.259	33.2	1:03.574	71.74	5.696	14:21:52.551
12 -	OUTLAP	23.081	103.2	16.742	95.3	2:54.743	26.10	1:56.865	14:24:47.294
13 -	19.291	22.720	104.6	16.530	96.0	58.541	77.91	0.663	14:25:45.835
14 -	19.322	22.624	105.0	16.495	96.0	58.441	78.04	0.563	14:26:44.276
15 -	19.259	22.719	104.5	16.616	95.4	58.594	77.84	0.716	14:27:42.870
16 -	19.344	22.524	106.0	16.512	95.1	58.380 (3)	78.12	0.502	14:28:41.250
17 -	19.396	22.493	105.8	16.728	94.2	58.617	77.81	0.739	14:29:39.867
18 -	19.614	22.517	106.8	16.654	94.7	58.785	77.58	0.907	14:30:38.652
19 -	19.221	22.484	106.8	16.588	94.5	58.293 (2)	78.24	0.415	14:31:36.945
20 -	19.379	22.468	105.3	16.546	94.9	58.393	78.11	0.515	14:32:35.338
21 -	19.288	22.440	106.1	16.955	95.7	58.683	77.72	0.805	14:33:34.021
22 -	19.664	22.336	106.8	17.006	94.3	59.006	77.29	1.128	14:34:33.027
23 -	19.733	22.675	106.1	20.959	37.9	1:03.367	71.97	5.489	14:35:36.394
24 -	OUTLAP	22.900	105.8	16.733	95.7	1:52.525	40.53	54.647	14:37:28.919
25 -	19.231	22.669	106.8	16.573	94.9	58.473	78.00	0.595	14:38:27.392
26 -	19.309	22.643	106.0	16.474	94.9	58.426	78.06	0.548	14:39:25.818
27 -	19.228	22.269	106.8	16.381	97.2	57.878 (1)	78.80		14:40:23.696

MCRCB BULLETIN TK122**2016 MCE British Superbike Championship - Round 4****2016 HEL Performance British Motostar Championship****QUALIFYING 2 - BEST SPEEDS**

POS	INTERMEDIATE 1			INTERMEDIATE 2			FINISH LINE		
	NO	NAME	MPH	NO	NAME	MPH	NO	NAME	MPH
1				86	NESBITT	118.1	15	McMANUS	108.2
2				15	McMANUS	117.9	86	NESBITT	107.8
3				47	ARCHER	117.7	47	ARCHER	107.2
4				21	KERR	116.7	54	BURMAN	106.3
5				52	BOERBOOM	116.7	52	BOERBOOM	106.0
6				54	BURMAN	116.1	28	HINDLE	105.8
7				28	HINDLE	115.1	44	BEST	105.0
8				2	BROUWERS	114.9	21	KERR	104.8
9				26	SAEZ	114.9	30	COOK	104.0
10				23	LLEWELLYN	114.5	20	MARKLUND	103.2
11				12	RENDELL	114.1	56	ATKINS	103.2
12				20	MARKLUND	113.9	12	RENDELL	102.7
13				44	BEST	113.9	23	LLEWELLYN	102.7
14				30	COOK	113.7	26	SAEZ	102.6
15				56	ATKINS	113.3	35	LODGE	102.6
16				35	LODGE	112.9	27	HODGE	102.1
17				98	VRIES	112.9	7	TOMS	101.9
18				11	JONES	112.7	2	BROUWERS	101.6
19				79	STACEY	112.5	25	STRUDWICK	101.6
20				27	HODGE	112.4	98	VRIES	101.6
21				25	STRUDWICK	112.0	11	JONES	101.5
22				7	TOMS	111.8	79	STACEY	101.5
23				64	DURHAM	111.6	99	CAMPBELL	100.7
24				72	HORSMAN	111.4	3	CLAYTON	100.3
25				34	DELVES	110.3	64	DURHAM	99.7
26				99	CAMPBELL	110.1	24	FABER	99.5
27				3	CLAYTON	109.4	72	HORSMAN	99.1
28				24	FABER	109.4	34	DELVES	98.2
29				49	ALDERSON	106.8	49	ALDERSON	97.2
30				22	RODINK	106.3	22	RODINK	96.5

Weather / Track : Bright / Dry

Results can be found at www.tsl-timing.com

Knockhill

Circuit Length = 1.2669 miles

Start: 14:10 Flag 14:40 End: 14:41

Printed - 14:45 Saturday, 25 June 2016

MCRCB BULLETIN TK123**2016 MCE British Superbike Championship - Round 4****2016 HEL Performance British Motostar Championship****QUALIFYING 2 - BEST SECTORS**

SECTOR 1			SECTOR 2			SECTOR 3			IDEAL / BEST COMPARISON						
POS	NO	NAME	TIME	NO	NAME	TIME	NO	NAME	TIME	POS	NO	NAME	IDEAL	BEST	DIFF
													PERFECT LAP	52.585	
1	86	NESBITT	17.184	86	NESBITT	20.531	86	NESBITT	14.870	1	86	NESBITT	52.585	52.631	0.046
2	12	RENDELL	17.462	47	ARCHER	20.585	47	ARCHER	15.073	2	47	ARCHER	53.198	53.313	0.115
3	47	ARCHER	17.540	12	RENDELL	20.836	15	McMANUS	15.118	3	12	RENDELL	53.481	53.666	0.185
4	15	McMANUS	17.668	35	LODGE	20.960	21	KERR	15.176	4	15	McMANUS	54.014	54.296	0.282
5	52	BOERBOOM	17.710	26	SAEZ	21.062	12	RENDELL	15.183	5	26	SAEZ	54.149	54.362	0.213
6	2	BROUWERS	17.747	23	LLEWELLYN	21.070	30	COOK	15.221	6	52	BOERBOOM	54.209	54.238	0.029
7	21	KERR	17.838	44	BEST	21.096	26	SAEZ	15.228	7	21	KERR	54.209	54.402	0.193
8	26	SAEZ	17.859	21	KERR	21.195	52	BOERBOOM	15.302	8	35	LODGE	54.228	54.530	0.302
9	44	BEST	17.869	52	BOERBOOM	21.197	35	LODGE	15.381	9	23	LLEWELLYN	54.501	54.585	0.084
10	35	LODGE	17.887	2	BROUWERS	21.225	23	LLEWELLYN	15.386	10	2	BROUWERS	54.543	54.765	0.222
11	72	HORSMAN	17.961	15	McMANUS	21.228	72	HORSMAN	15.465	11	44	BEST	54.594	54.758	0.164
12	23	LLEWELLYN	18.045	28	HINDLE	21.339	27	HODGE	15.506	12	30	COOK	54.822	55.100	0.278
13	3	CLAYTON	18.075	11	JONES	21.430	20	MARKLUND	15.533	13	72	HORSMAN	54.911	55.302	0.391
14	30	COOK	18.084	72	HORSMAN	21.485	2	BROUWERS	15.571	14	3	CLAYTON	55.219	55.309	0.090
15	98	VRIES	18.104	3	CLAYTON	21.517	28	HINDLE	15.611	15	28	HINDLE	55.239	55.544	0.305
16	99	CAMPBELL	18.114	30	COOK	21.517	79	STACEY	15.618	16	11	JONES	55.272	55.445	0.173
17	11	JONES	18.126	64	DURHAM	21.527	7	TOMS	15.623	17	20	MARKLUND	55.317	55.426	0.109
18	79	STACEY	18.144	99	CAMPBELL	21.546	3	CLAYTON	15.627	18	99	CAMPBELL	55.331	55.516	0.185
19	25	STRUDWICK	18.154	98	VRIES	21.548	44	BEST	15.629	19	98	VRIES	55.332	55.381	0.049
20	20	MARKLUND	18.196	20	MARKLUND	21.588	99	CAMPBELL	15.671	20	79	STACEY	55.397	55.528	0.131
21	34	DELVES	18.198	79	STACEY	21.635	98	VRIES	15.680	21	25	STRUDWICK	55.530	55.717	0.187
22	7	TOMS	18.206	25	STRUDWICK	21.652	64	DURHAM	15.713	22	64	DURHAM	55.552	55.926	0.374
23	28	HINDLE	18.289	7	TOMS	21.785	11	JONES	15.716	23	7	TOMS	55.614	55.725	0.111
24	64	DURHAM	18.312	34	DELVES	21.810	25	STRUDWICK	15.724	24	34	DELVES	55.756	55.969	0.213
25	27	HODGE	18.404	27	HODGE	21.909	34	DELVES	15.748	25	27	HODGE	55.819	56.090	0.271
26	54	BURMAN	18.424	54	BURMAN	22.088	54	BURMAN	15.765	26	54	BURMAN	56.277	56.514	0.237
27	56	ATKINS	18.644	24	FABER	22.137	24	FABER	15.880	27	24	FABER	56.730	57.229	0.499
28	24	FABER	18.713	56	ATKINS	22.150	56	ATKINS	15.975	28	56	ATKINS	56.769	56.866	0.097
29	22	RODINK	18.760	49	ALDERSON	22.269	22	RODINK	16.234	29	22	RODINK	57.303	57.621	0.318
30	49	ALDERSON	19.221	22	RODINK	22.309	49	ALDERSON	16.381	30	49	ALDERSON	57.871	57.878	0.007

Weather / Track : Bright / Dry

Results can be found at www.tsl-timing.com

Knockhill

Circuit Length = 1.2669 miles

Start: 14:10 Flag 14:40 End: 14:41

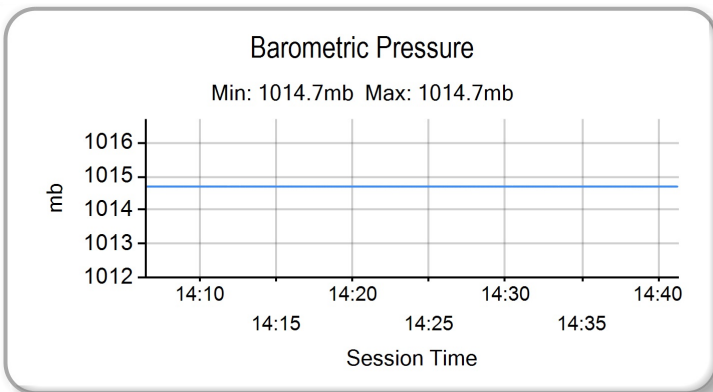
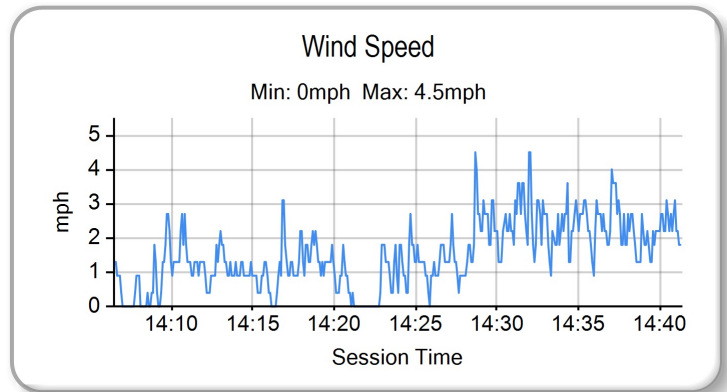
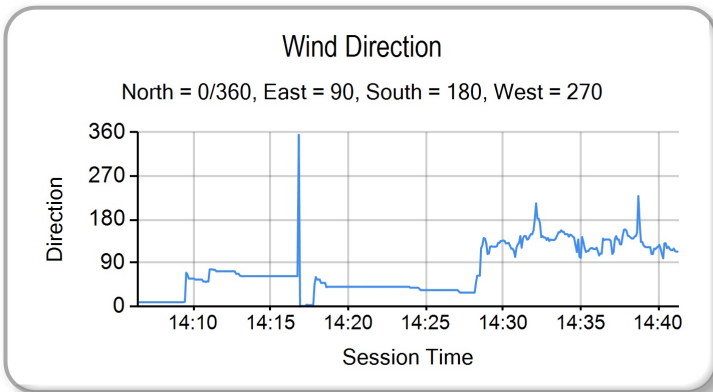
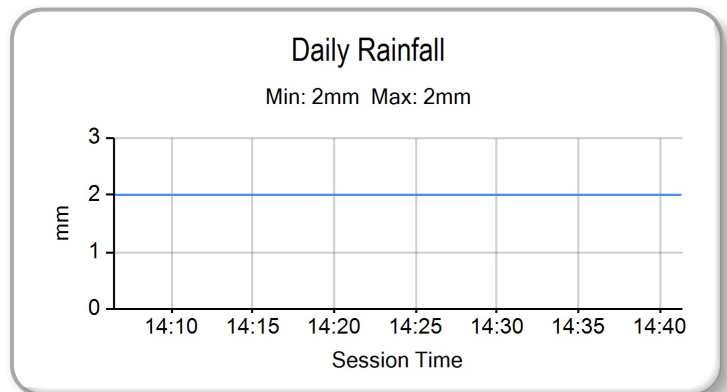
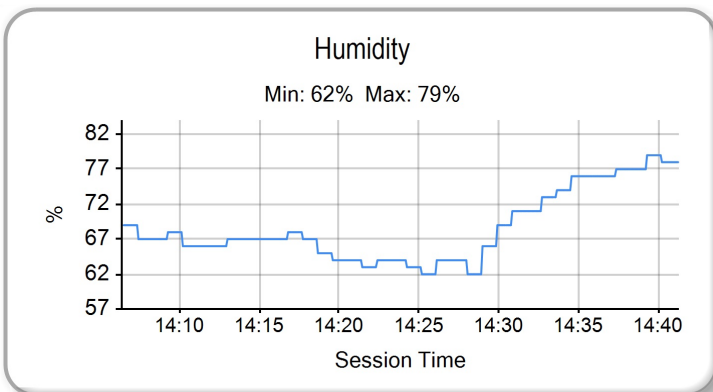
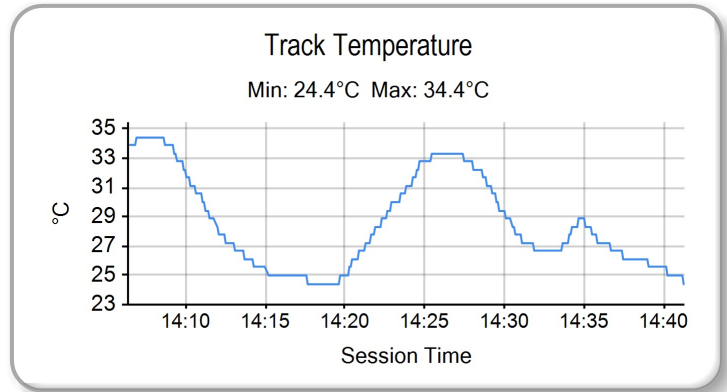
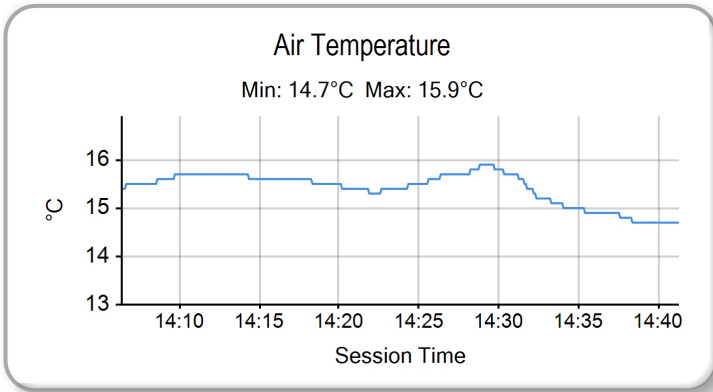
Printed - 14:45 Saturday, 25 June 2016

MCRCB BULLETIN TK124

2016 MCE British Superbike Championship - Round 4

2016 HEL Performance British Motostar Championship

QUALIFYING 2 - WEATHER CONDITIONS



Weather / Track : Bright / Dry

Results can be found at www.tsl-timing.com

Knockhill
Circuit Length = 1.2669 miles
Start: 14:10 Flag 14:40 End: 14:41

Printed - 14:45 Saturday, 25 June 2016



ROW 11				31	49	James ALDERSON	57.878						
ROW 10	30	22	Tasia RODINK	57.621	29	24	Shane FABER	57.229	28	56	Charlie ATKINS	56.866	
ROW 9		27	54	Sam BURMAN	56.514	26	27	Josh HODGE	56.090	25	64	Asher DURHAM	55.815
ROW 8	24	34	Liam DELVES	55.740	23	7	TJ TOMS	55.725	22	25	Thomas STRUDWICK	55.688	
ROW 7		21	79	Storm STACEY	55.528	20	99	Stephen CAMPBELL	55.516	19	11	Dan JONES	55.436
ROW 6	18	20	Joel MARKLUND	55.426	17	98	Tomas de VRIES	55.381	16	72	Cameron HORSMAN	55.223	
ROW 5		15	28	Lee HINDLE	55.222	14	69	Tom BOOTH-AMOS	55.217	13	3	Mark CLAYTON	55.144
ROW 4	12	30	Max COOK	55.100	11	2	Mike BROUWERS	54.765	10	44	Edmund BEST	54.587	
ROW 3		9	23	Sam LLEWELLYN	54.585	8	35	Elliot LODGE	54.530	7	21	Richard KERR	54.402
ROW 2	6	52	Jorel BOERBOOM	54.238	5	26	Dani SAEZ	54.057	4	15	Eugene McMANUS	54.047	
ROW 1		3	12	Edward RENDELL	53.666	2	47	Jake ARCHER	53.313	1	86	Charlie NESBITT	52.631
												Pole	

Knockhill
Circuit Length = 1.2669 miles

These results are provisional until the conclusion of any judicial and technical matters.

Clerk Of Course :	Timekeeper :
-------------------	--------------

Results can be found at www.britishsuperbike.com

Printed - 14:42 Saturday, 25 June 2016





POS	NO	CL	PIC NAME	ENTRY	TIME	ON	LAPS	GAP	DIFF	MPH
1	86		1 Charlie NESBITT	KTM - e3 motorsport / Redline KTM	53.827	9	9			84.73
2	21		2 Richard KERR	KTM - North West Racing	54.190	8	8	0.363	0.363	84.16
3	26		3 Dani SAEZ	Honda - GA Competition	54.503	6	9	0.676	0.313	83.68
4	52		4 Jorel BOERBOOM	Kalex KTM - FPW Racing	54.788	4	9	0.961	0.285	83.25
5	12		5 Edward RENDELL	Ten Kate Honda - Banks Racing	54.903	5	6	1.076	0.115	83.07
6	69		6 Tom BOOTH-AMOS	Tigcraft - FAB-Racing	55.171	5	9	1.344	0.268	82.67
7	35		7 Elliot LODGE	Honda - Essential Team Racing / SP125	55.231	9	9	1.404	0.060	82.58
8	44		8 Edmund BEST	KTM - SymCirrus Motorsport	55.619	7	8	1.792	0.388	82.00
9	2		9 Mike BROUWERS	Husqvarna - Joma / Brouwersracingteam	55.657	8	8	1.830	0.038	81.95
10	99		10 Stephen CAMPBELL	Honda - Campbell Racing	55.811	7	9	1.984	0.154	81.72
11	20		11 Joel MARKLUND	Honda - Marklund Solutions / SP125	56.076	9	9	2.249	0.265	81.33
12	7	S	1 TJ TOMS	Honda NSF - Wilson Racing	56.113	6	8	2.286	0.037	81.28
13	72	S	2 Cameron HORSMAN	Honda NSF - FAB-Racing	56.467	6	9	2.640	0.354	80.77
14	11	S	3 Dan JONES	Honda NSF - Jones Brothers Racing	56.487	7	7	2.660	0.020	80.74
15	64	S	4 Asher DURHAM	Honda NSF - Cresswell Racing	56.487	9	9	2.660	0.000	80.74
16	34	S	5 Liam DELVES	Honda NSF - Crucials Sauce / Banks Racing	56.634	6	9	2.807	0.147	80.53
17	79	S	6 Storm STACEY	Honda NSF - Repli-Cast UK Racing	56.715	6	9	2.888	0.081	80.42
18	98		12 Tomas de VRIES	Honda - DAT Racing	56.729	7	8	2.902	0.014	80.40
19	23		13 Sam LLEWELLYN	Honda - Mammoth Motorsport	56.878	8	9	3.051	0.149	80.19
20	30		14 Max COOK	Repli-Cast - Repli-Cast UK Racing	56.911	4	9	3.084	0.033	80.14
21	3	S	7 Mark CLAYTON	Honda NSF - SP125	56.940	3	7	3.113	0.029	80.10
22	27		15 Josh HODGE	Honda - Road and Race Performance	57.030	8	9	3.203	0.090	79.97
23	54		16 Sam BURMAN	KTM - TeamWNT / Burman Racing	57.104	9	9	3.277	0.074	79.87
24	28		17 Lee HINDLE	KTM - JH Motorsport	57.266	5	6	3.439	0.162	79.64
25	25	S	8 Thomas STRUDWICK	Honda NSF - Case Moto3	57.305	9	9	3.478	0.039	79.59
26	24	S	9 Shane FABER	Honda NSF - Shane Faber Racing	57.417	8	9	3.590	0.112	79.43
27	22	S	10 Tasia RODINK	Honda NSF - GA Competition	57.522	7	8	3.695	0.105	79.29
28	56	S	11 Charlie ATKINS	Honda NSF - Wilson Racing	58.039	7	8	4.212	0.517	78.58
29	15		18 Eugene McMANUS	KTM - M.V. Commercial	58.185	4	4	4.358	0.146	78.38
30	49	S	12 James ALDERSON	Honda NSF - Young Riders Fund	59.767	4	4	5.940	1.582	76.31
31	47		19 Jake ARCHER	KTM FTR - City Lifting / RS Racing			1			

Weather / Track : Cloudy / Dry

These results are provisional until the conclusion of any judicial and technical matters.

Knockhill

Circuit Length = 1.2669 miles

Start: 08:57 Flag 09:05 End: 09:07

Clerk Of Course :

Timekeeper :

Results can be found at www.britishsuperbike.com

Printed - 09:07 Sunday, 26 June 2016

MCRCB BULLETIN TK186

2016 MCE British Superbike Championship - Round 4

2016 HEL Performance British Motostar Championship

WARM-UP - SECTOR ANALYSIS

SECTOR 1 = FL to I1, SECTOR 2 = I1 to I2, SECTOR 3 = I2 to FL, DIFF = Difference To Personal Best Lap

P1 86		Charlie NESBITT				KTM - e3 motorsport / Redline KTM			
IDEAL LAP TIME : 53.720		BEST LAP TIME : 53.827		DIFFERENCE : 0.107					
LAP	SECTOR 1	SECTOR 2		SECTOR 3		LAP TIME	MPH	DIFF	TIME OF DAY
1 -	OUTLAP	22.402	116.3	15.906	106.5				08:59:16.982
2 -	18.163	21.643	116.1	16.204	105.0	56.010	81.43	2.183	09:00:12.992
3 -	18.152	22.143	116.1	15.659	106.5	55.954	81.51	2.127	09:01:08.946
4 -	17.647	21.859	116.3	15.456	107.5	54.962	82.98	1.135	09:02:03.908
5 -	17.499	21.877	112.5	15.358	108.9	54.734	83.33	0.907	09:02:58.642
6 -	17.971	21.051	117.5	15.360	107.8	54.382 (3)	83.87	0.555	09:03:53.024
7 -	17.912	21.416	115.1	15.370	106.3	54.698	83.38	0.871	09:04:47.722
8 -	17.617	21.105	116.1	15.222	106.5	53.944 (2)	84.55	0.117	09:05:41.666
9 -	17.493	21.005	117.3	15.329	106.1	53.827 (1)	84.73		09:06:35.493

P2 21		Richard KERR				KTM - North West Racing			
IDEAL LAP TIME : 54.128		BEST LAP TIME : 54.190		DIFFERENCE : 0.062					
LAP	SECTOR 1	SECTOR 2		SECTOR 3		LAP TIME	MPH	DIFF	TIME OF DAY
1 -	OUTLAP	23.846	111.4	21.015	29.4				08:59:07.293
2 -	OUTLAP	22.121	112.0	15.800	104.3	1:38.741	46.19	44.551	09:00:46.034
3 -	18.323	21.645	112.4	15.590	104.3	55.558	82.09	1.368	09:01:41.592
4 -	17.900	21.534	112.9	15.300	104.5	54.734 (3)	83.33	0.544	09:02:36.326
5 -	17.975	21.556	112.0	15.329	105.1	54.860	83.14	0.670	09:03:31.186
6 -	17.784	22.310	111.4	15.439	104.0	55.533	82.13	1.343	09:04:26.719
7 -	17.917	21.264	112.9	15.257	104.2	54.438 (2)	83.78	0.248	09:05:21.157
8 -	17.846	21.155	113.1	15.189	104.0	54.190 (1)	84.16		09:06:15.347

P3 26		Dani SAEZ				Honda - GA Competition			
IDEAL LAP TIME : 54.319		BEST LAP TIME : 54.503		DIFFERENCE : 0.184					
LAP	SECTOR 1	SECTOR 2		SECTOR 3		LAP TIME	MPH	DIFF	TIME OF DAY
1 -	OUTLAP	23.389	111.4	16.001	103.8				08:59:03.771
2 -	18.406	22.211	112.4	16.487	99.8	57.104	79.87	2.601	09:00:00.875
3 -	18.261	21.524	111.1	15.450	104.0	55.235	82.57	0.732	09:00:56.110
4 -	18.087	21.471	111.1	15.425	103.0	54.983	82.95	0.480	09:01:51.093
5 -	19.505	21.691	111.6	15.499	103.0	56.695	80.45	2.192	09:02:47.788
6 -	17.829	21.267	112.0	15.407	103.5	54.503 (1)	83.68		09:03:42.291
7 -	17.805	21.189	113.1	15.677	102.9	54.671 (3)	83.42	0.168	09:04:36.962
8 -	18.030	21.527	112.0	15.438	103.4	54.995	82.93	0.492	09:05:31.957
9 -	17.910	21.311	113.9	15.325	102.7	54.546 (2)	83.61	0.043	09:06:26.503

P4 52		Jorel BOERBOOM				Kalex KTM - FPW Racing			
IDEAL LAP TIME : 54.723		BEST LAP TIME : 54.788		DIFFERENCE : 0.065					
LAP	SECTOR 1	SECTOR 2		SECTOR 3		LAP TIME	MPH	DIFF	TIME OF DAY
1 -	OUTLAP	23.688	112.2	16.243	105.6				08:59:01.944
2 -	18.716	22.901	111.6	17.559	99.2	59.176	77.07	4.388	09:00:01.120
3 -	18.215	21.629	113.7	15.704	105.5	55.548	82.11	0.760	09:00:56.668
4 -	17.917	21.391	114.5	15.480	105.6	54.788 (1)	83.25		09:01:51.456
5 -	18.059	21.504	113.9	15.423	106.0	54.986 (3)	82.95	0.198	09:02:46.442
6 -	18.016	21.383	113.9	15.652	104.8	55.051	82.85	0.263	09:03:41.493
7 -	17.930	21.457	112.9	15.810	104.6	55.197	82.63	0.409	09:04:36.690
8 -	18.013	21.409	113.7	15.491	105.3	54.913 (2)	83.06	0.125	09:05:31.603
9 -	17.991	21.385	114.1	15.650	104.8	55.026	82.89	0.238	09:06:26.629

P5 12		Edward RENDELL				Ten Kate Honda - Banks Racing			
IDEAL LAP TIME : 54.616		BEST LAP TIME : 54.903		DIFFERENCE : 0.287					
LAP	SECTOR 1	SECTOR 2		SECTOR 3		LAP TIME	MPH	DIFF	TIME OF DAY
1 -	OUTLAP	22.772	108.0	16.230	102.2				08:59:17.835
2 -	18.736	22.154	109.2	16.223	100.6	57.113	79.86	2.210	09:00:14.948
3 -	18.563	21.990	111.4	15.547	101.0	56.100 (3)	81.30	1.197	09:01:11.048
4 -	18.138	21.687	108.7	15.550	101.8	55.375 (2)	82.36	0.472	09:02:06.423
5 -	17.887	21.373	109.1	15.643	102.1	54.903 (1)	83.07		09:03:01.326

Weather / Track : Cloudy / Dry

Knockhill
Circuit Length = 1.2669 miles
Start: 08:57 Flag 09:05 End: 09:07

MCRCB BULLETIN TK186

2016 MCE British Superbike Championship - Round 4

2016 HEL Performance British Motostar Championship

WARM-UP - SECTOR ANALYSIS

SECTOR 1 = FL to I1, SECTOR 2 = I1 to I2, SECTOR 3 = I2 to FL, DIFF = Difference To Personal Best Lap

6 - **17.696** 21.779 110.7 17.609 42.7 57.084 79.90 2.181 09:03:58.410

P6 69 Tom BOOTH-AMOS									
IDEAL LAP TIME : 55.144		BEST LAP TIME : 55.171		DIFFERENCE : 0.027					
LAP	SECTOR 1	SECTOR 2	SECTOR 3	LAP TIME	MPH	DIFF	TIME OF DAY		
1 -	OUTLAP	24.065	107.8	16.710	101.9				08:59:17.589
2 -	18.865	22.169	110.7	16.047	102.2	57.081	79.90	1.910	09:00:14.670
3 -	18.755	21.974	112.2	15.727	104.2	56.456	80.79	1.285	09:01:11.126
4 -	18.514	21.657	112.4	15.660	103.5	55.831	81.69	0.660	09:02:06.957
5 -	18.076	21.532	112.7	15.563	104.2	55.171 (1)	82.67		09:03:02.128
6 -	18.420	21.760	111.8	15.536	104.3	55.716 (2)	81.86	0.545	09:03:57.844
7 -	18.396	21.564	112.5	15.776	103.5	55.736 (3)	81.83	0.565	09:04:53.580
8 -	18.232	22.021	114.1	15.757	101.6	56.010	81.43	0.839	09:05:49.590
9 -	18.519	21.917	111.4	15.772	102.4	56.208	81.14	1.037	09:06:45.798

P7 35 Elliot LODGE									
IDEAL LAP TIME : 55.231		BEST LAP TIME : 55.231		DIFFERENCE : 0.000					
LAP	SECTOR 1	SECTOR 2	SECTOR 3	LAP TIME	MPH	DIFF	TIME OF DAY		
1 -	OUTLAP	23.804	107.8	16.525	101.9				08:59:02.592
2 -	18.785	22.746	108.5	17.836	99.1	59.367	76.82	4.136	09:00:01.959
3 -	18.518	21.966	108.5	15.964	102.2	56.448	80.80	1.217	09:00:58.407
4 -	18.448	22.212	108.0	16.114	101.3	56.774	80.33	1.543	09:01:55.181
5 -	18.596	21.842	108.2	16.073	101.8	56.511	80.71	1.280	09:02:51.692
6 -	18.124	21.960	107.3	15.897	101.5	55.981 (3)	81.47	0.750	09:03:47.673
7 -	18.590	22.059	107.8	15.950	100.4	56.599	80.58	1.368	09:04:44.272
8 -	18.170	21.656	108.4	15.818	101.2	55.644 (2)	81.96	0.413	09:05:39.916
9 -	18.086	21.508	109.6	15.637	101.2	55.231 (1)	82.58		09:06:35.147

P8 44 Edmund BEST									
IDEAL LAP TIME : 55.509		BEST LAP TIME : 55.619		DIFFERENCE : 0.110					
LAP	SECTOR 1	SECTOR 2	SECTOR 3	LAP TIME	MPH	DIFF	TIME OF DAY		
1 -	OUTLAP	24.981	111.2	16.860	104.6				08:59:03.532
2 -	18.474	22.489	113.9	16.943	101.5	57.906	78.76	2.287	09:00:01.438
3 -	18.587	22.009	111.1	16.070	104.2	56.666	80.49	1.047	09:00:58.104
4 -	18.364	22.354	111.2	20.186	34.9	1:00.904	74.89	5.285	09:01:59.008
5 -	OUTLAP	21.660	112.4	15.857	105.3	1:45.084	43.40	49.465	09:03:44.092
6 -	18.190	21.825	111.2	15.924	103.7	55.939 (3)	81.53	0.320	09:04:40.031
7 -	18.125	21.580	111.8	15.914	104.2	55.619 (1)	82.00		09:05:35.650
8 -	18.254	21.572	112.4	15.812	105.5	55.638 (2)	81.97	0.019	09:06:31.288

P9 2 Mike BROUWERS									
IDEAL LAP TIME : 55.621		BEST LAP TIME : 55.657		DIFFERENCE : 0.036					
LAP	SECTOR 1	SECTOR 2	SECTOR 3	LAP TIME	MPH	DIFF	TIME OF DAY		
1 -	OUTLAP	24.029	104.3	16.790	99.7				08:59:32.114
2 -	18.600	23.325	107.3	16.627	100.3	58.552	77.89	2.895	09:00:30.666
3 -	18.495	22.140	107.7	16.108	101.2	56.743	80.38	1.086	09:01:27.409
4 -	18.335	22.150	108.9	16.172	100.9	56.657	80.50	1.000	09:02:24.066
5 -	18.387	21.897	107.7	15.867	101.0	56.151 (2)	81.22	0.494	09:03:20.217
6 -	18.306	22.059	108.0	16.117	100.3	56.482	80.75	0.825	09:04:16.699
7 -	18.748	21.838	108.5	15.832	100.7	56.418 (3)	80.84	0.761	09:05:13.117
8 -	18.194	21.595	108.7	15.868	100.0	55.657 (1)	81.95		09:06:08.774

P10 99 Stephen CAMPBELL									
IDEAL LAP TIME : 55.666		BEST LAP TIME : 55.811		DIFFERENCE : 0.145					
LAP	SECTOR 1	SECTOR 2	SECTOR 3	LAP TIME	MPH	DIFF	TIME OF DAY		
1 -	OUTLAP	24.807	106.0	16.990	99.8				08:59:06.928
2 -	19.249	22.351	108.0	16.596	98.3	58.196	78.37	2.385	09:00:05.124
3 -	18.680	22.834	106.8	15.876	100.1	57.390	79.47	1.579	09:01:02.514
4 -	18.421	22.331	105.8	16.087	100.1	56.839	80.24	1.028	09:01:59.353

Weather / Track : Cloudy / Dry

Knockhill
Circuit Length = 1.2669 miles
Start: 08:57 Flag 09:05 End: 09:07

MCRCB BULLETIN TK186

2016 MCE British Superbike Championship - Round 4

2016 HEL Performance British Motostar Championship

WARM-UP - SECTOR ANALYSIS

SECTOR 1 = FL to I1, SECTOR 2 = I1 to I2, SECTOR 3 = I2 to FL, DIFF = Difference To Personal Best Lap

5 -	18.486	22.394	106.3	15.755	99.7	56.635	80.53	0.824	09:02:55.988
6 -	18.434	22.109	106.5	15.582	100.1	56.125 (2)	81.26	0.314	09:03:52.113
7 -	18.281	21.803	107.3	15.727	98.6	55.811 (1)	81.72		09:04:47.924
8 -	18.478	21.931	107.5	15.949	99.5	56.358 (3)	80.93	0.547	09:05:44.282
9 -	18.491	22.066	107.3	16.026	99.7	56.583	80.60	0.772	09:06:40.865

P11	20	Joel MARKLUND	Honda - Marklund Solutions / SP125						
IDEAL LAP TIME : 55.826		BEST LAP TIME : 56.076		DIFFERENCE : 0.250					
LAP	SECTOR 1	SECTOR 2	SECTOR 3	LAP TIME	MPH	DIFF	TIME OF DAY		

1 -	OUTLAP	23.947	110.7	16.517	104.3				08:59:05.935
2 -	19.036	22.850	107.5	16.430	102.6	58.316	78.21	2.240	09:00:04.251
3 -	18.564	22.361	113.1	16.143	103.2	57.068	79.92	0.992	09:01:01.319
4 -	18.582	22.855	109.8	16.036	103.0	57.473	79.36	1.397	09:01:58.792
5 -	18.840	22.572	110.9	15.909	104.2	57.321	79.57	1.245	09:02:56.113
6 -	18.670	21.761	111.4	15.771	103.4	56.202 (3)	81.15	0.126	09:03:52.315
7 -	18.536	21.803	112.7	15.862	102.7	56.201 (2)	81.15	0.125	09:04:48.516
8 -	18.645	21.933	111.8	15.953	103.2	56.531	80.68	0.455	09:05:45.047
9 -	18.294	21.801	111.6	15.981	103.0	56.076 (1)	81.33		09:06:41.123

P12	7 S	TJ TOMS	Honda NSF - Wilson Racing						
IDEAL LAP TIME : 56.074		BEST LAP TIME : 56.113		DIFFERENCE : 0.039					
LAP	SECTOR 1	SECTOR 2	SECTOR 3	LAP TIME	MPH	DIFF	TIME OF DAY		

1 -	OUTLAP	23.776	106.3	16.468	101.0				08:59:28.339
2 -	18.918	22.879	106.3	16.152	100.7	57.949	78.70	1.836	09:00:26.288
3 -	18.560	22.679	107.7	15.843	101.0	57.082	79.90	0.969	09:01:23.370
4 -	18.322	22.431	108.5	15.851	101.0	56.604 (2)	80.57	0.491	09:02:19.974
5 -	18.397	22.959	109.1	15.720	101.2	57.076	79.91	0.963	09:03:17.050
6 -	18.361	22.072	108.9	15.680	101.5	56.113 (1)	81.28		09:04:13.163
7 -	18.377	22.328	109.2	16.116	99.1	56.821	80.27	0.708	09:05:09.984
8 -	18.393	22.464	109.1	15.790	100.6	56.647 (3)	80.51	0.534	09:06:06.631

P13	72 S	Cameron HORSMAN	Honda NSF - FAB-Racing						
IDEAL LAP TIME : 56.417		BEST LAP TIME : 56.467		DIFFERENCE : 0.050					
LAP	SECTOR 1	SECTOR 2	SECTOR 3	LAP TIME	MPH	DIFF	TIME OF DAY		

1 -	OUTLAP	24.438	107.7	17.692	99.2				08:59:04.888
2 -	18.988	23.775	97.2	18.112	99.1	1:00.875	74.92	4.408	09:00:05.763
3 -	18.708	22.682	108.5	16.351	100.4	57.741	78.99	1.274	09:01:03.504
4 -	18.346	22.235	110.7	16.762	99.8	57.343	79.54	0.876	09:02:00.847
5 -	19.057	23.429	106.5	16.109	99.8	58.595	77.84	2.128	09:02:59.442
6 -	18.246	22.109	109.8	16.112	100.6	56.467 (1)	80.77		09:03:55.909
7 -	18.991	22.098	109.4	16.194	99.7	57.283	79.62	0.816	09:04:53.192
8 -	18.436	22.363	107.3	16.391	93.2	57.190 (2)	79.75	0.723	09:05:50.382
9 -	18.983	22.153	108.7	16.073	100.1	57.209 (3)	79.72	0.742	09:06:47.591

P14	11 S	Dan JONES	Honda NSF - Jones Brothers Racing						
IDEAL LAP TIME : 56.161		BEST LAP TIME : 56.487		DIFFERENCE : 0.326					
LAP	SECTOR 1	SECTOR 2	SECTOR 3	LAP TIME	MPH	DIFF	TIME OF DAY		

1 -	OUTLAP	23.690	105.3	18.287	97.9				09:00:34.977
2 -	19.133	22.289	108.4	16.199	100.9	57.621	79.15	1.134	09:01:32.598
3 -	18.759	22.224	108.0	16.261	99.5	57.244	79.67	0.757	09:02:29.842
4 -	18.597	22.146	108.4	16.208	99.7	56.951	80.08	0.464	09:03:26.793
5 -	18.693	22.110	107.8	16.087	100.0	56.890 (3)	80.17	0.403	09:04:23.683
6 -	18.458	22.053	108.2	16.186	99.4	56.697 (2)	80.44	0.210	09:05:20.380
7 -	18.784	21.766	109.8	15.937	99.5	56.487 (1)	80.74		09:06:16.867

P15	64 S	Asher DURHAM	Honda NSF - Cresswell Racing						
IDEAL LAP TIME : 56.290		BEST LAP TIME : 56.487		DIFFERENCE : 0.197					
LAP	SECTOR 1	SECTOR 2	SECTOR 3	LAP TIME	MPH	DIFF	TIME OF DAY		

1 -	OUTLAP	24.516	109.1	17.516	100.7				08:59:05.124
-----	--------	--------	-------	--------	-------	--	--	--	--------------

Weather / Track : Cloudy / Dry

Knockhill
Circuit Length = 1.2669 miles
Start: 08:57 Flag 09:05 End: 09:07

MCRCB BULLETIN TK186

2016 MCE British Superbike Championship - Round 4

2016 HEL Performance British Motostar Championship

WARM-UP - SECTOR ANALYSIS

SECTOR 1 = FL to I1, SECTOR 2 = I1 to I2, SECTOR 3 = I2 to FL, DIFF = Difference To Personal Best Lap

2 -	18.950	23.793	95.4	17.686	98.5	1:00.429	75.47	3.942	09:00:05.553
3 -	18.725	22.550	109.6	16.349	100.4	57.624	79.15	1.137	09:01:03.177
4 -	18.376	22.468	110.0	17.255	99.5	58.099	78.50	1.612	09:02:01.276
5 -	18.771	23.573	106.0	16.817	100.4	59.161	77.09	2.674	09:03:00.437
6 -	18.419	22.620	110.3	16.111	101.2	57.150 (3)	79.80	0.663	09:03:57.587
7 -	18.880	22.474	110.0	16.436	98.2	57.790	78.92	1.303	09:04:55.377
8 -	18.415	22.363	108.4	15.981	99.5	56.759 (2)	80.35	0.272	09:05:52.136
9 -	18.332	21.977	109.2	16.178	100.1	56.487 (1)	80.74		09:06:48.623

P16	34 S	Liam DELVES	Honda NSF - Crucials Sauce / Banks Racing						
IDEAL LAP TIME : 56.485		BEST LAP TIME : 56.634		DIFFERENCE : 0.149					
LAP	SECTOR 1	SECTOR 2	SECTOR 3	LAP TIME	MPH	DIFF	TIME OF DAY		
1 -	OUTLAP	24.452	106.8	16.813	100.1		08:59:06.994		
2 -	18.612	22.478	107.5	16.980	98.9	58.070	78.54	1.436	09:00:05.064
3 -	18.996	22.731	108.2	17.602	99.7	59.329	76.87	2.695	09:01:04.393
4 -	18.432	22.308	108.5	16.195	99.5	56.935 (2)	80.11	0.301	09:02:01.328
5 -	18.863	23.371	107.5	16.062	100.0	58.296	78.24	1.662	09:02:59.624
6 -	18.283	22.178	108.4	16.173	99.2	56.634 (1)	80.53		09:03:56.258
7 -	18.687	22.383	108.7	16.090	99.2	57.160	79.79	0.526	09:04:53.418
8 -	18.562	22.241	108.9	16.227	98.9	57.030 (3)	79.97	0.396	09:05:50.448
9 -	18.418	22.140	108.9	16.526	99.1	57.084	79.90	0.450	09:06:47.532

P17	79 S	Storm STACEY	Honda NSF - Repli-Cast UK Racing						
IDEAL LAP TIME : 56.503		BEST LAP TIME : 56.715		DIFFERENCE : 0.212					
LAP	SECTOR 1	SECTOR 2	SECTOR 3	LAP TIME	MPH	DIFF	TIME OF DAY		
1 -	OUTLAP	24.630	108.5	17.180	101.9		08:59:05.536		
2 -	19.200	22.971	106.3	17.103	100.1	59.274	76.94	2.559	09:00:04.810
3 -	18.859	22.916	108.2	16.272	102.1	58.047	78.57	1.332	09:01:02.857
4 -	18.504	22.347	109.8	16.217	101.6	57.068	79.92	0.353	09:01:59.925
5 -	18.531	22.618	108.0	15.869	101.9	57.018 (3)	79.99	0.303	09:02:56.943
6 -	18.414	22.229	108.4	16.072	101.5	56.715 (1)	80.42		09:03:53.658
7 -	18.579	22.220	107.8	16.017	100.3	56.816 (2)	80.27	0.101	09:04:50.474
8 -	18.730	22.873	108.9	16.003	100.1	57.606	79.17	0.891	09:05:48.080
9 -	19.168	22.813	108.2	16.171	100.7	58.152	78.43	1.437	09:06:46.232

P18	98	Tomas de VRIES	Honda - DAT Racing						
IDEAL LAP TIME : 56.708		BEST LAP TIME : 56.729		DIFFERENCE : 0.021					
LAP	SECTOR 1	SECTOR 2	SECTOR 3	LAP TIME	MPH	DIFF	TIME OF DAY		
1 -	OUTLAP	24.537	106.6	21.149	29.4		08:59:08.302		
2 -	OUTLAP	23.268	106.5	16.633	100.4	1:40.204	45.51	43.475	09:00:48.506
3 -	18.905	22.412	109.1	16.253	101.0	57.570	79.22	0.841	09:01:46.076
4 -	18.749	22.340	109.1	16.171	101.0	57.260	79.65	0.531	09:02:43.336
5 -	18.500	22.219	108.9	16.081	101.2	56.800 (3)	80.30	0.071	09:03:40.136
6 -	18.514	22.282	109.1	16.308	101.5	57.104	79.87	0.375	09:04:37.240
7 -	18.498	22.158	108.0	16.073	100.4	56.729 (1)	80.40		09:05:33.969
8 -	18.572	22.171	108.9	16.052	100.0	56.795 (2)	80.30	0.066	09:06:30.764

P19	23	Sam LLEWELLYN	Honda - Mammoth Motorsport						
IDEAL LAP TIME : 56.569		BEST LAP TIME : 56.878		DIFFERENCE : 0.309					
LAP	SECTOR 1	SECTOR 2	SECTOR 3	LAP TIME	MPH	DIFF	TIME OF DAY		
1 -	OUTLAP	25.882	105.3	17.190	101.8		08:59:10.294		
2 -	19.930	23.576	108.7	17.539	100.3	1:01.045	74.71	4.167	09:00:11.339
3 -	19.686	23.127	108.4	16.290	102.6	59.103	77.17	2.225	09:01:10.442
4 -	19.377	22.936	108.4	16.409	102.6	58.722	77.67	1.844	09:02:09.164
5 -	19.129	22.622	108.9	16.230	101.9	57.981	78.66	1.103	09:03:07.145
6 -	19.176	22.332	109.2	16.257	101.9	57.765 (3)	78.95	0.887	09:04:04.910
7 -	18.913	22.217	112.0	15.856	101.8	56.986 (2)	80.03	0.108	09:05:01.896
8 -	18.820	21.893	110.9	16.165	101.0	56.878 (1)	80.19		09:05:58.774
9 -	19.575	24.900	95.1	19.136	42.2	1:03.611	71.70	6.733	09:07:02.385

Weather / Track : Cloudy / Dry

Knockhill
Circuit Length = 1.2669 miles
Start: 08:57 Flag 09:05 End: 09:07

MCRCB BULLETIN TK186

2016 MCE British Superbike Championship - Round 4

2016 HEL Performance British Motostar Championship

WARM-UP - SECTOR ANALYSIS

SECTOR 1 = FL to I1, SECTOR 2 = I1 to I2, SECTOR 3 = I2 to FL, DIFF = Difference To Personal Best Lap

P20 30 Max COOK		Repli-Cast - Repli-Cast UK Racing							
IDEAL LAP TIME : 56.719		BEST LAP TIME : 56.911		DIFFERENCE : 0.192					
LAP	SECTOR 1	SECTOR 2		SECTOR 3		LAP TIME	MPH	DIFF	TIME OF DAY
1 -	OUTLAP	24.886	109.8	17.177	103.2				08:59:07.537
2 -	19.350	22.802	110.3	16.521	101.6	58.673	77.73	1.762	09:00:06.210
3 -	19.006	22.555	110.5	16.254	103.4	57.815	78.89	0.904	09:01:04.025
4 -	18.630	22.239	111.2	16.042	102.9	56.911 (1)	80.14		09:02:00.936
5 -	18.704	22.948	110.0	15.924	103.7	57.576	79.21	0.665	09:02:58.512
6 -	18.591	22.530	110.0	15.919	102.9	57.040	(3) 79.96	0.129	09:03:55.552
7 -	18.718	22.395	108.5	15.901	102.6	57.014	(2) 79.99	0.103	09:04:52.566
8 -	18.646	22.435	109.8	16.110	101.5	57.191	79.75	0.280	09:05:49.757
9 -	18.719	22.227	110.3	16.180	102.4	57.126	79.84	0.215	09:06:46.883

P21 3 S Mark CLAYTON		Honda NSF - SP125							
IDEAL LAP TIME : 56.565		BEST LAP TIME : 56.940		DIFFERENCE : 0.375					
LAP	SECTOR 1	SECTOR 2		SECTOR 3		LAP TIME	MPH	DIFF	TIME OF DAY
1 -	OUTLAP	23.393	105.0	16.330	99.5				09:00:48.163
2 -	18.807	22.684	106.1	16.232	98.9	57.723	79.01	0.783	09:01:45.886
3 -	18.641	22.414	107.2	15.885	100.4	56.940 (1)	80.10		09:02:42.826
4 -	18.686	22.419	106.6	15.942	100.3	57.047	(3) 79.95	0.107	09:03:39.873
5 -	18.558	22.340	107.7	16.154	99.2	57.052	79.94	0.112	09:04:36.925
6 -	18.627	22.352	106.3	16.277	100.0	57.256	79.66	0.316	09:05:34.181
7 -	18.582	22.122	108.9	16.261	99.5	56.965	(2) 80.06	0.025	09:06:31.146

P22 27 Josh HODGE		Honda - Road and Race Performance							
IDEAL LAP TIME : 56.676		BEST LAP TIME : 57.030		DIFFERENCE : 0.354					
LAP	SECTOR 1	SECTOR 2		SECTOR 3		LAP TIME	MPH	DIFF	TIME OF DAY
1 -	OUTLAP	24.530	109.8	17.114	102.1				08:59:04.548
2 -	19.127	22.902	109.8	16.743	100.1	58.772	77.60	1.742	09:00:03.320
3 -	18.975	22.719	110.3	16.359	101.2	58.053	78.56	1.023	09:01:01.373
4 -	18.824	23.204	107.8	16.907	102.2	58.935	77.39	1.905	09:02:00.308
5 -	18.511	23.047	110.3	16.104	102.4	57.662	79.10	0.632	09:02:57.970
6 -	18.711	22.414	110.5	16.368	100.7	57.493	79.33	0.463	09:03:55.463
7 -	19.068	22.250	110.9	16.076	101.9	57.394	(3) 79.47	0.364	09:04:52.857
8 -	18.631	22.235	110.5	16.164	102.7	57.030 (1)	79.97		09:05:49.887
9 -	18.774	22.089	110.1	16.409	102.1	57.272	(2) 79.63	0.242	09:06:47.159

P23 54 Sam BURMAN		KTM - TeamWNT / Burman Racing							
IDEAL LAP TIME : 56.830		BEST LAP TIME : 57.104		DIFFERENCE : 0.274					
LAP	SECTOR 1	SECTOR 2		SECTOR 3		LAP TIME	MPH	DIFF	TIME OF DAY
1 -	OUTLAP	23.921	112.4	16.608	106.8				08:59:01.099
2 -	19.384	23.348	112.9	18.127	101.5	1:00.859	74.94	3.755	09:00:01.958
3 -	19.978	22.795	113.3	16.034	106.5	58.807	77.56	1.703	09:01:00.765
4 -	18.821	23.891	105.0	16.863	104.6	59.575	76.56	2.471	09:02:00.340
5 -	19.080	24.002	110.5	16.530	105.0	59.612	76.51	2.508	09:02:59.952
6 -	18.771	22.419	115.5	16.186	99.8	57.376	(2) 79.49	0.272	09:03:57.328
7 -	19.037	22.259	115.3	16.253	105.8	57.549	(3) 79.25	0.445	09:04:54.877
8 -	18.591	22.703	114.1	16.320	105.3	57.614	79.16	0.510	09:05:52.491
9 -	18.683	22.205	115.5	16.216	103.7	57.104 (1)	79.87		09:06:49.595

P24 28 Lee HINDLE		KTM - JH Motorsport							
IDEAL LAP TIME : 57.069		BEST LAP TIME : 57.266		DIFFERENCE : 0.197					
LAP	SECTOR 1	SECTOR 2		SECTOR 3		LAP TIME	MPH	DIFF	TIME OF DAY
1 -	OUTLAP	25.885	106.1	17.419	106.1				09:01:16.814
2 -	20.700	24.183	110.0	16.972	105.0	1:01.855	73.73	4.589	09:02:18.669
3 -	19.539	23.136	111.2	16.770	105.6	59.445	76.72	2.179	09:03:18.114
4 -	19.246	23.036	111.6	16.254	106.8	58.536	(3) 77.91	1.270	09:04:16.650
5 -	18.951	22.147	113.5	16.168	106.5	57.266 (1)	79.64		09:05:13.916
6 -	18.754	22.722	112.4	16.245	106.1	57.721	(2) 79.01	0.455	09:06:11.637

Weather / Track : Cloudy / Dry

Knockhill
Circuit Length = 1.2669 miles
Start: 08:57 Flag 09:05 End: 09:07

MCRCB BULLETIN TK186

2016 MCE British Superbike Championship - Round 4

2016 HEL Performance British Motostar Championship

WARM-UP - SECTOR ANALYSIS

SECTOR 1 = FL to I1, SECTOR 2 = I1 to I2, SECTOR 3 = I2 to FL, DIFF = Difference To Personal Best Lap

P25 25 S Thomas STRUDWICK				Honda NSF - Case Moto3					
IDEAL LAP TIME : 57.263		BEST LAP TIME : 57.305		DIFFERENCE : 0.042					
LAP	SECTOR 1	SECTOR 2		SECTOR 3		LAP TIME	MPH	DIFF	TIME OF DAY
1 -	OUTLAP	24.815	105.3	17.614	99.1				08:59:09.118
2 -	19.565	23.234	106.5	16.970	98.6	59.769	76.31	2.464	09:00:08.887
3 -	19.050	22.870	107.5	16.597	100.0	58.517	77.94	1.212	09:01:07.404
4 -	18.794	22.990	108.7	16.570	99.7	58.354	78.16	1.049	09:02:05.758
5 -	18.805	22.585	108.9	16.485	100.6	57.875	78.80	0.570	09:03:03.633
6 -	18.800	22.805	108.0	16.538	99.4	58.143	78.44	0.838	09:04:01.776
7 -	18.704	22.501	108.0	16.616	99.7	57.821 (3)	78.88	0.516	09:04:59.597
8 -	18.714	22.227	108.5	16.438	100.1	57.379 (2)	79.49	0.074	09:05:56.976
9 -	18.642	22.269	108.2	16.394	100.3	57.305 (1)	79.59		09:06:54.281

P26 24 S Shane FABER				Honda NSF - Shane Faber Racing					
IDEAL LAP TIME : 57.347		BEST LAP TIME : 57.417		DIFFERENCE : 0.070					
LAP	SECTOR 1	SECTOR 2		SECTOR 3		LAP TIME	MPH	DIFF	TIME OF DAY
1 -	OUTLAP	25.168	104.6	17.981	99.8				08:59:08.028
2 -	20.238	24.010	106.0	17.755	96.9	1:02.003	73.56	4.586	09:00:10.031
3 -	19.367	23.123	106.5	16.498	99.5	58.988	77.32	1.571	09:01:09.019
4 -	18.947	22.971	106.3	16.602	99.7	58.520	77.94	1.103	09:02:07.539
5 -	18.814	22.809	107.0	16.237	99.8	57.860	78.83	0.443	09:03:05.399
6 -	18.769	22.598	108.5	16.429	100.7	57.796 (3)	78.91	0.379	09:04:03.195
7 -	18.701	22.666	107.3	16.268	99.1	57.635 (2)	79.13	0.218	09:05:00.830
8 -	18.763	22.409	108.0	16.245	98.9	57.417 (1)	79.43		09:05:58.247
9 -	19.655	24.508	102.4	17.434	96.2	1:01.597	74.04	4.180	09:06:59.844

P27 22 S Tasia RODINK				Honda NSF - GA Competition					
IDEAL LAP TIME : 57.342		BEST LAP TIME : 57.522		DIFFERENCE : 0.180					
LAP	SECTOR 1	SECTOR 2		SECTOR 3		LAP TIME	MPH	DIFF	TIME OF DAY
1 -	OUTLAP	25.107	102.1	17.353	95.5				08:59:15.333
2 -	19.829	23.609	103.4	17.881	94.5	1:01.319	74.38	3.797	09:00:16.652
3 -	19.743	23.552	103.8	17.689	96.0	1:00.984	74.79	3.462	09:01:17.636
4 -	19.646	22.927	104.2	16.576	95.7	59.149	77.11	1.627	09:02:16.785
5 -	18.950	22.804	103.7	16.455	96.1	58.209	78.35	0.687	09:03:14.994
6 -	18.857	22.517	104.3	16.285	96.8	57.659 (3)	79.10	0.137	09:04:12.653
7 -	18.772	22.312	104.2	16.438	96.8	57.522 (1)	79.29		09:05:10.175
8 -	18.745	22.419	105.3	16.381	95.7	57.545 (2)	79.26	0.023	09:06:07.720

P28 56 S Charlie ATKINS				Honda NSF - Wilson Racing					
IDEAL LAP TIME : 57.916		BEST LAP TIME : 58.039		DIFFERENCE : 0.123					
LAP	SECTOR 1	SECTOR 2		SECTOR 3		LAP TIME	MPH	DIFF	TIME OF DAY
1 -	OUTLAP	24.925	107.3	17.184	101.8				08:59:30.334
2 -	19.940	24.183	108.2	17.475	99.4	1:01.598	74.04	3.559	09:00:31.932
3 -	20.105	24.018	106.3	16.417	101.3	1:00.540	75.34	2.501	09:01:32.472
4 -	19.422	23.295	109.6	16.304	102.1	59.021	77.27	0.982	09:02:31.493
5 -	19.024	23.010	109.2	16.328	101.2	58.362	78.15	0.323	09:03:29.855
6 -	18.940	22.901	109.4	16.391	100.6	58.232 (3)	78.32	0.193	09:04:28.087
7 -	18.902	23.018	109.2	16.119	101.3	58.039 (1)	78.58		09:05:26.126
8 -	18.896	23.021	108.9	16.149	103.0	58.066 (2)	78.55	0.027	09:06:24.192

P29 15 Eugene McMANUS				KTM - M.V. Commercial					
IDEAL LAP TIME : 56.930		BEST LAP TIME : 58.185		DIFFERENCE : 1.255					
LAP	SECTOR 1	SECTOR 2		SECTOR 3		LAP TIME	MPH	DIFF	TIME OF DAY
1 -	OUTLAP	23.848	112.4	16.155	107.8				08:59:00.176
2 -	18.364	22.411	114.3	1:09.229	7.8	1:50.004 (2)	41.46	51.819	09:00:50.180
3 -	OUTLAP	22.882	114.9	16.422	107.3	4:58.092	15.30	3:59.907	09:05:48.272
4 -	18.782	22.938	112.9	16.465	108.0	58.185 (1)	78.38		09:06:46.457

Weather / Track : Cloudy / Dry

Knockhill
Circuit Length = 1.2669 miles
Start: 08:57 Flag 09:05 End: 09:07

MCRCB BULLETIN TK186**2016 MCE British Superbike Championship - Round 4****2016 HEL Performance British Motostar Championship****WARM-UP - SECTOR ANALYSIS**

SECTOR 1 = FL to I1, SECTOR 2 = I1 to I2, SECTOR 3 = I2 to FL, DIFF = Difference To Personal Best Lap

P30 49 S James ALDERSON				Honda NSF - Young Riders Fund					
IDEAL LAP TIME : 59.730		BEST LAP TIME : 59.767		DIFFERENCE : 0.037					
LAP	SECTOR 1	SECTOR 2		SECTOR 3		LAP TIME	MPH	DIFF	TIME OF DAY
1 -	OUTLAP	25.194	103.4	18.164	96.2				09:03:01.595
2 -	20.447	23.903	104.5	17.195	97.3	1:01.545 (3)	74.11	1.778	09:04:03.140
3 -	19.702	23.138	104.6	17.055	97.1	59.895 (2)	76.15	0.128	09:05:03.035
4 -	19.612	23.175	104.6	16.980	96.5	59.767 (1)	76.31		09:06:02.802

P31 47 Jake ARCHER				KTM FTR - City Lifting / RS Racing					
IDEAL LAP TIME : 56.951		BEST LAP TIME :		DIFFERENCE :					
LAP	SECTOR 1	SECTOR 2		SECTOR 3		LAP TIME	MPH	DIFF	TIME OF DAY
1 -	OUTLAP	23.696	112.4	16.350	106.8				08:59:00.374

MCRCB BULLETIN TK187**2016 MCE British Superbike Championship - Round 4****2016 HEL Performance British Motostar Championship****WARM-UP - BEST SPEEDS**

POS	INTERMEDIATE 1		INTERMEDIATE 2		FINISH LINE			
	NO	NAME	MPH	NO	NAME	MPH	NO	NAME
1			86	NESBITT	117.5	86	NESBITT	108.9
2			54	BURMAN	115.5	15	McMANUS	108.0
3			15	McMANUS	114.9	28	HINDLE	106.8
4			52	BOERBOOM	114.5	47	ARCHER	106.8
5			69	BOOTH-AMOS	114.1	54	BURMAN	106.8
6			26	SAEZ	113.9	52	BOERBOOM	106.0
7			44	BEST	113.9	44	BEST	105.5
8			28	HINDLE	113.5	21	KERR	105.1
9			47	ARCHER	113.5	20	MARKLUND	104.3
10			20	MARKLUND	113.1	69	BOOTH-AMOS	104.3
11			21	KERR	113.1	26	SAEZ	104.0
12			23	LLEWELLYN	112.0	30	COOK	103.7
13			12	RENDELL	111.4	56	ATKINS	103.0
14			30	COOK	111.2	27	HODGE	102.7
15			27	HODGE	110.9	23	LLEWELLYN	102.6
16			72	HORSMAN	110.7	12	RENDELL	102.2
17			64	DURHAM	110.3	35	LODGE	102.2
18			11	JONES	109.8	79	STACEY	102.1
19			79	STACEY	109.8	7	TOMS	101.5
20			35	LODGE	109.6	98	VRIES	101.5
21			56	ATKINS	109.6	2	BROUWERS	101.2
22			7	TOMS	109.2	64	DURHAM	101.2
23			98	VRIES	109.1	11	JONES	100.9
24			2	BROUWERS	108.9	24	FABER	100.7
25			3	CLAYTON	108.9	25	STRUDWICK	100.6
26			25	STRUDWICK	108.9	72	HORSMAN	100.6
27			34	DELVES	108.9	3	CLAYTON	100.4
28			24	FABER	108.5	34	DELVES	100.1
29			99	CAMPBELL	108.0	99	CAMPBELL	100.1
30			22	RODINK	105.3	49	ALDERSON	97.3
31			49	ALDERSON	104.6	22	RODINK	96.8

Weather / Track : Cloudy / Dry

Results can be found at www.tsl-timing.com

Knockhill

Circuit Length = 1.2669 miles

Start: 08:57 Flag 09:05 End: 09:07

Printed - 09:08 Sunday, 26 June 2016

MCRCB BULLETIN TK188**2016 MCE British Superbike Championship - Round 4****2016 HEL Performance British Motostar Championship****WARM-UP - BEST SECTORS**

SECTOR 1			SECTOR 2			SECTOR 3			IDEAL / BEST COMPARISON						
POS	NO	NAME	TIME	NO	NAME	TIME	NO	NAME	TIME	POS	NO	NAME	IDEAL	BEST	DIFF
													PERFECT LAP	53.687	
1	86	NESBITT	17.493	86	NESBITT	21.005	21	KERR	15.189	1	86	NESBITT	53.720	53.827	0.107
2	12	RENDELL	17.696	21	KERR	21.155	86	NESBITT	15.222	2	21	KERR	54.128	54.190	0.062
3	21	KERR	17.784	26	SAEZ	21.189	26	SAEZ	15.325	3	26	SAEZ	54.319	54.503	0.184
4	26	SAEZ	17.805	12	RENDELL	21.373	52	BOERBOOM	15.423	4	12	RENDELL	54.616	54.903	0.287
5	52	BOERBOOM	17.917	52	BOERBOOM	21.383	69	BOOTH-AMOS	15.536	5	52	BOERBOOM	54.723	54.788	0.065
6	69	BOOTH-AMOS	18.076	35	LODGE	21.508	12	RENDELL	15.547	6	69	BOOTH-AMOS	55.144	55.171	0.027
7	35	LODGE	18.086	69	BOOTH-AMOS	21.532	99	CAMPBELL	15.582	7	35	LODGE	55.231	55.231	0.000
8	44	BEST	18.125	44	BEST	21.572	35	LODGE	15.637	8	44	BEST	55.509	55.619	0.110
9	2	BROUWERS	18.194	2	BROUWERS	21.595	7	TOMS	15.680	9	2	BROUWERS	55.621	55.657	0.036
10	72	HORSMAN	18.246	20	MARKLUND	21.761	20	MARKLUND	15.771	10	99	CAMPBELL	55.666	55.811	0.145
11	99	CAMPBELL	18.281	11	JONES	21.766	44	BEST	15.812	11	20	MARKLUND	55.826	56.076	0.250
12	34	DELVES	18.283	99	CAMPBELL	21.803	2	BROUWERS	15.832	12	7	TOMS	56.074	56.113	0.039
13	20	MARKLUND	18.294	23	LLEWELLYN	21.893	23	LLEWELLYN	15.856	13	11	JONES	56.161	56.487	0.326
14	7	TOMS	18.322	64	DURHAM	21.977	79	STACEY	15.869	14	64	DURHAM	56.290	56.487	0.197
15	64	DURHAM	18.332	7	TOMS	22.072	3	CLAYTON	15.885	15	72	HORSMAN	56.417	56.467	0.050
16	15	McMANUS	18.364	27	HODGE	22.089	30	COOK	15.901	16	34	DELVES	56.485	56.634	0.149
17	79	STACEY	18.414	72	HORSMAN	22.098	11	JONES	15.937	17	79	STACEY	56.503	56.715	0.212
18	11	JONES	18.458	3	CLAYTON	22.122	64	DURHAM	15.981	18	3	CLAYTON	56.565	56.940	0.375
19	47	ARCHER	18.479	47	ARCHER	22.122	54	BURMAN	16.034	19	23	LLEWELLYN	56.569	56.878	0.309
20	98	VRIES	18.498	34	DELVES	22.140	98	VRIES	16.052	20	27	HODGE	56.676	57.030	0.354
21	27	HODGE	18.511	28	HINDLE	22.147	34	DELVES	16.062	21	98	VRIES	56.708	56.729	0.021
22	3	CLAYTON	18.558	98	VRIES	22.158	72	HORSMAN	16.073	22	30	COOK	56.719	56.911	0.192
23	30	COOK	18.591	54	BURMAN	22.205	27	HODGE	16.076	23	54	BURMAN	56.830	57.104	0.274
24	54	BURMAN	18.591	79	STACEY	22.220	56	ATKINS	16.119	24	15	McMANUS	56.930	58.185	1.255
25	25	STRUDWICK	18.642	25	STRUDWICK	22.227	15	McMANUS	16.155	25	47	ARCHER	56.951		
26	24	FABER	18.701	30	COOK	22.227	28	HINDLE	16.168	26	28	HINDLE	57.069	57.266	0.197
27	22	RODINK	18.745	22	RODINK	22.312	24	FABER	16.237	27	25	STRUDWICK	57.263	57.305	0.042
28	28	HINDLE	18.754	24	FABER	22.409	22	RODINK	16.285	28	22	RODINK	57.342	57.522	0.180
29	23	LLEWELLYN	18.820	15	McMANUS	22.411	47	ARCHER	16.350	29	24	FABER	57.347	57.417	0.070
30	56	ATKINS	18.896	56	ATKINS	22.901	25	STRUDWICK	16.394	30	56	ATKINS	57.916	58.039	0.123
31	49	ALDERSON	19.612	49	ALDERSON	23.138	49	ALDERSON	16.980	31	49	ALDERSON	59.730	59.767	0.037

Weather / Track : Cloudy / Dry

Knockhill

Circuit Length = 1.2669 miles

Start: 08:57 Flag 09:05 End: 09:07

Results can be found at www.tsl-timing.com

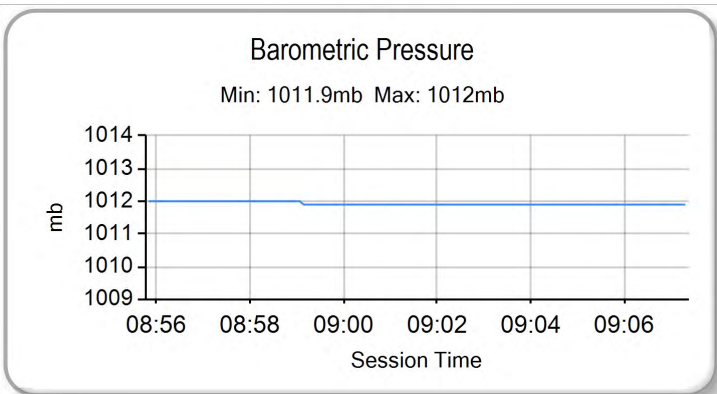
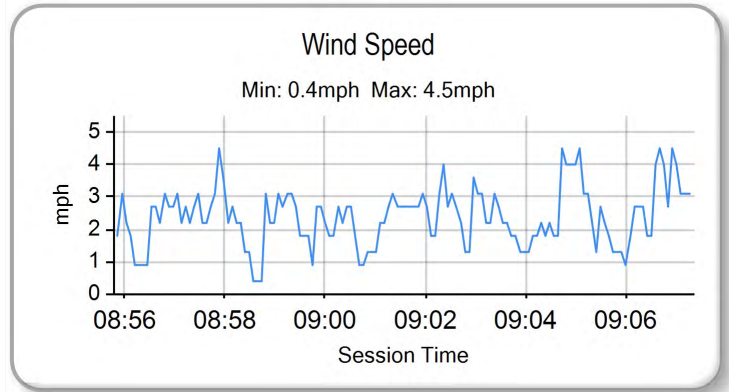
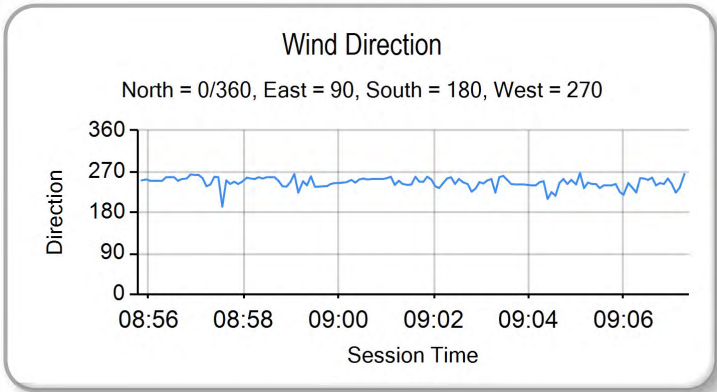
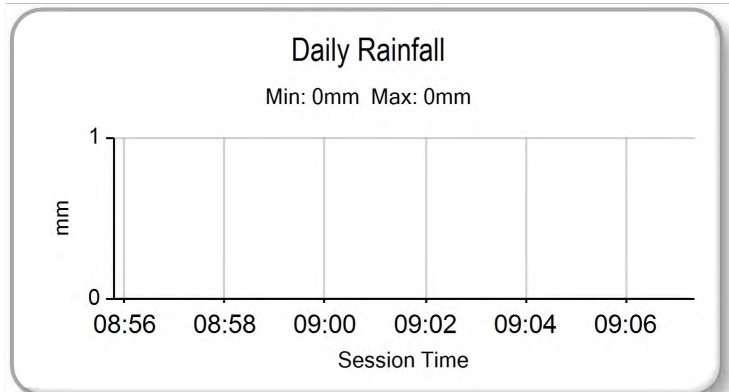
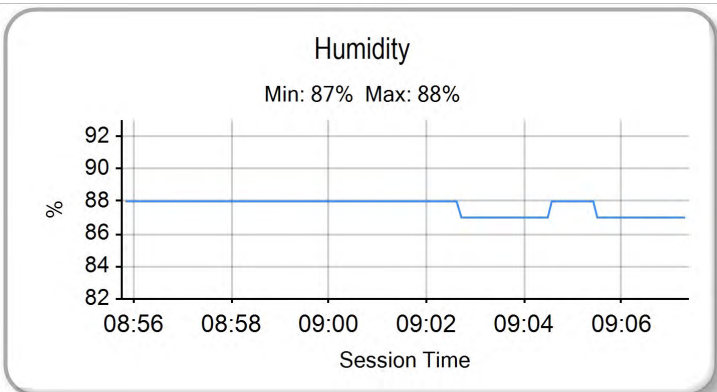
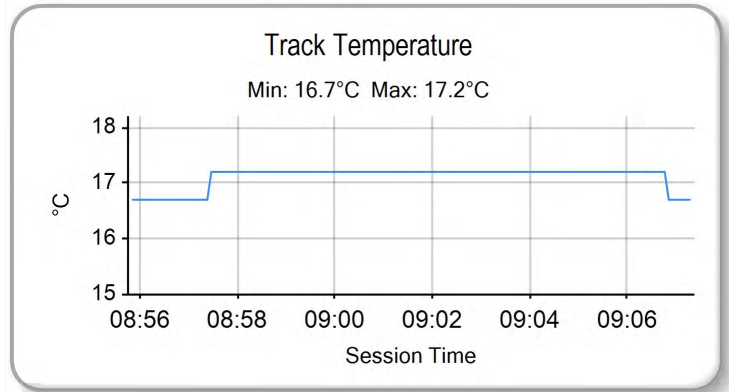
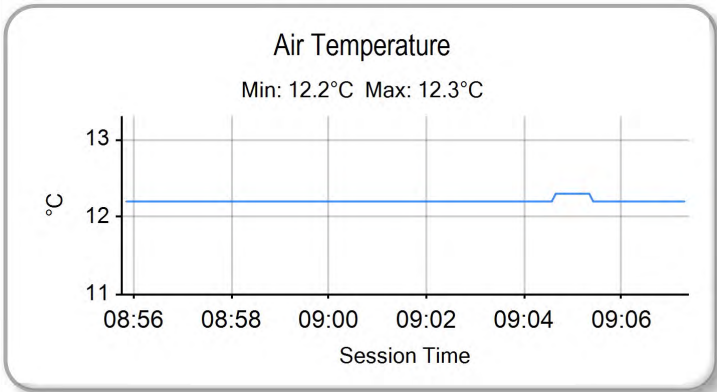
Printed - 09:09 Sunday, 26 June 2016

MCRCB BULLETIN TK189

2016 MCE British Superbike Championship - Round 4

2016 HEL Performance British Motostar Championship

WARM-UP - WEATHER CONDITIONS



Weather / Track : Cloudy / Dry

Results can be found at www.tsl-timing.com

Knockhill
Circuit Length = 1.2669 miles
Start: 08:57 Flag 09:05 End: 09:07

Printed - 09:09 Sunday, 26 June 2016



ROW 11				31	49	James ALDERSON	57.878						
ROW 10	30	22	Tasia RODINK	57.621	29	24	Shane FABER	57.229	28	56	Charlie ATKINS	56.866	
ROW 9		27	54	Sam BURMAN	56.514	26	27	Josh HODGE	56.090	25	64	Asher DURHAM	55.815
ROW 8	24	34	Liam DELVES	55.740	23	7	TJ TOMS	55.725	22	25	Thomas STRUDWICK	55.688	
ROW 7		21	79	Storm STACEY	55.528	20	99	Stephen CAMPBELL	55.516	19	11	Dan JONES	55.436
ROW 6	18	20	Joel MARKLUND	55.426	17	98	Tomas de VRIES	55.381	16	72	Cameron HORSMAN	55.223	
ROW 5		15	28	Lee HINDLE	55.222	14	2	Mike BROUWERS	54.765 3 Grid Position Penalty	13	69	Tom BOOTH-AMOS	55.217
ROW 4	12	3	Mark CLAYTON	55.144	11	30	Max COOK	55.100	10	44	Edmund BEST	54.587	
ROW 3		9	23	Sam LLEWELLYN	54.585	8	35	Elliot LODGE	54.530	7	21	Richard KERR	54.402
ROW 2	6	52	Jorel BOERBOOM	54.238	5	26	Dani SAEZ	54.057	4	15	Eugene McMANUS	54.047	
ROW 1		3	12	Edward RENDELL	53.666	2	47	Jake ARCHER	53.313	1	86	Charlie NESBITT	52.631

Pole

#2 - 3 grid position penalty

Knockhill
Circuit Length = 1.2669 miles

These results are provisional until the conclusion of any judicial and technical matters.

Clerk Of Course :		Timekeeper :
-------------------	--	--------------

Results can be found at www.britishsuperbike.com

Printed - 09:07 Sunday, 26 June 2016





POS	NO	CL	PIC NAME	ENTRY	LAPS	TIME	GAP	DIFF	MPH	BEST	ON
1	86		1 Charlie NESBITT	KTM - e3 motorsport / Redline KTM	16	14:16.380			85.21	52.841	14
2	47		2 Jake ARCHER	KTM FTR - City Lifting / RS Racing	16	14:27.863	11.483	11.483	84.08	53.654	15
3	12		3 Edward RENDELL	Ten Kate Honda - Banks Racing	16	14:29.865	13.485	2.002	83.89	53.566	16
4	26		4 Dani SAEZ	Honda - GA Competition	16	14:33.695	17.315	3.830	83.52	53.999	10
5	35		5 Elliot LODGE	Honda - Essential Team Racing / SP125	16	14:34.958	18.578	1.263	83.40	54.101	15
6	69		6 Tom BOOTH-AMOS	Tigcraft - FAB-Racing	16	14:37.922	21.542	2.964	83.12	54.074	16
7	52		7 Jorel BOERBOOM	Kalex KTM - FPW Racing	16	14:38.595	22.215	0.673	83.06	54.086	8
8	2		8 Mike BROUWERS	Husqvarna - Joma / Brouwersracingteam	16	14:45.654	29.274	7.059	82.39	54.393	16
9	44		9 Edmund BEST	KTM - SymCirrus Motorsport	16	14:45.674	29.294	0.020	82.39	54.555	16
10	28		10 Lee HINDLE	KTM - JH Motorsport	16	14:46.416	30.036	0.742	82.32	54.583	16
11	30		11 Max COOK	Repli-Cast - Repli-Cast UK Racing	16	14:46.746	30.366	0.330	82.29	54.474	16
12	20		12 Joel MARKLUND	Honda - Marklund Solutions / SP125	16	14:50.776	34.396	4.030	81.92	54.864	16
13	23		13 Sam LLEWELLYN	Honda - Mammoth Motorsport	16	14:53.079	36.699	2.303	81.71	55.011	9
14	11	S	1 Dan JONES	Honda NSF - Jones Brothers Racing	16	14:55.541	39.161	2.462	81.49	54.953	15
15	3	S	2 Mark CLAYTON	Honda NSF - SP125	16	14:58.265	41.885	2.724	81.24	55.447	8
16	98		14 Tomas de VRIES	Honda - DAT Racing	16	15:02.050	45.670	3.785	80.90	55.525	7
17	7	S	3 TJ TOMS	Honda NSF - Wilson Racing	16	15:02.662	46.282	0.612	80.84	55.450	6
18	79	S	4 Storm STACEY	Honda NSF - Repli-Cast UK Racing	16	15:07.213	50.833	4.551	80.44	55.758	6
19	27		15 Josh HODGE	Honda - Road and Race Performance	16	15:07.234	50.854	0.021	80.43	55.566	3
20	64	S	5 Asher DURHAM	Honda NSF - Cresswell Racing	16	15:07.677	51.297	0.443	80.40	55.670	4
21	34	S	6 Liam DELVES	Honda NSF - Crucials Sauce / Banks Racing	16	15:07.816	51.436	0.139	80.38	55.706	6
22	54		16 Sam BURMAN	KTM - TeamWNT / Burman Racing	15	14:17.451	1 Lap	1 Lap	79.79	56.150	12
23	56	S	7 Charlie ATKINS	Honda NSF - Wilson Racing	15	14:29.727	1 Lap	12.276	78.66	56.733	8
24	49	S	8 James ALDERSON	Honda NSF - Young Riders Fund	15	14:34.061	1 Lap	4.334	78.27	57.336	14
25	24	S	9 Shane FABER	Honda NSF - Shane Faber Racing	15	14:34.075	1 Lap	0.014	78.27	57.053	14
26	22	S	10 Tasia RODINK	Honda NSF - GA Competition	15	14:36.187	1 Lap	2.112	78.08	57.229	3

NOT CLASSIFIED

DNF	25	S	Thomas STRUDWICK	Honda NSF - Case Moto3	15	14:10.750	1 Lap		80.41	55.641	7
DNF	99		Stephen CAMPBELL	Honda - Campbell Racing	9	8:28.967	7 Laps	6 Laps	80.65	55.529	6
DNF	15		Eugene McMANUS	KTM - M.V. Commercial	8	7:29.666	8 Laps	1 Lap	81.14	54.110	8
DNF	21		Richard KERR	KTM - North West Racing	6	6:17.661	10 Laps	2 Laps	72.46	54.310	3
DNF	72	S	Cameron HORSMAN	Honda NSF - FAB-Racing	1	1:01.808	15 Laps	5 Laps	73.79		

FASTEST LAP

86			Charlie NESBITT	KTM - e3 motorsport / Redline KTM	14	52.841	86.31 mph	138.91 kph
11	S		Dan JONES	Honda NSF - Jones Brothers Racing	15	54.953	83.00 mph	133.57 kph

* #21 & 15 - Jump start - 11 seconds time penalty
New Lap Record

Knockhill
Circuit Length = 1.2669 miles
Start: 10:55 Flag 11:09 End: 11:10

Clerk Of Course :	Timekeeper :
-------------------	--------------

Results can be found at www.britishsuperbike.com

Printed - 11:11 Sunday, 26 June 2016

MCRCB BULLETIN TK226

2016 MCE British Superbike Championship - Round 4

2016 HEL Performance British Motostar Championship

RACE 7 - LAP CHART

LAP 1 @ 10:56:07.041

NO	BEHIND	LAP TIME
86		56.299
47	0.471	56.770
21	1.204	57.503
12	1.211	57.510
15	1.239	57.538
26	1.686	57.985
35	2.055	58.354
28	2.965	59.264
69	3.073	59.372
44	3.731	1:00.030
3	4.238	1:00.537
23	4.289	1:00.588
30	4.377	1:00.676
52	4.761	1:01.060
2	4.944	1:01.243
72	5.509	1:01.808
98	5.777	1:02.076
99	5.817	1:02.116
11	5.845	1:02.144
7	6.128	1:02.427
79	6.368	1:02.667
34	6.568	1:02.867
20	6.606	1:02.905
64	7.253	1:03.552
27	7.266	1:03.565
25	7.737	1:04.036
54	7.833	1:04.132
24	8.612	1:04.911
56	9.008	1:05.307
22	9.419	1:05.718
49	9.579	1:05.878

LAP 2 @ 10:57:00.397

NO	BEHIND	LAP TIME
86		53.356
47	0.924	53.809
15	2.316	54.433
21	2.552	54.704
12	2.603	54.748
26	2.799	54.469
35	3.233	54.534
69	4.822	55.105
28	5.224	55.615
44	5.636	55.261
30	6.453	55.432
3	6.872	55.990
52	6.984	55.579
23	7.212	56.279
2	7.635	56.047
99	8.250	55.789
98	8.481	56.060
11	8.607	56.118
7	9.054	56.282
20	9.103	55.853
79	9.319	56.307
34	9.973	56.761
27	9.984	56.074
64	10.464	56.567
25	11.276	56.895
54	11.680	57.203
24	12.678	57.422
56	13.149	57.497

LAP 3 @ 10:57:53.746

NO	BEHIND	LAP TIME
86		53.349
47	1.481	53.906
15	3.251	54.284
21	3.513	54.310
12	3.631	54.377
26	3.912	54.462
35	4.659	54.775
69	6.357	54.884
28	6.913	55.038
44	7.603	55.316
52	8.243	54.608
30	8.260	55.156
3	9.094	55.571
2	9.390	55.104
23	9.401	55.538
99	10.612	55.711
98	10.972	55.840
11	11.196	55.938
20	11.258	55.504
7	11.823	56.118
79	11.908	55.938
27	12.201	55.566
34	12.827	56.203
64	13.263	56.148
25	14.143	56.216
54	15.129	56.798
24	16.530	57.201
56	17.449	57.649
22	17.704	57.229
49	18.945	57.932

LAP 4 @ 10:58:46.909

NO	BEHIND	LAP TIME
86		53.163
47	2.213	53.895
12	4.590	54.122
15	4.610	54.522
21	4.811	54.461
26	5.206	54.457
35	5.969	54.473
69	8.166	54.972
28	8.690	54.940
52	9.277	54.197
44	9.628	55.188
30	10.080	54.983
2	11.305	55.078
3	11.799	55.868
23	11.951	55.713
99	13.275	55.826
20	13.301	55.206
98	13.590	55.781
11	13.696	55.663
7	14.480	55.820
27	14.917	55.879
79	15.030	56.285
34	15.426	55.762
64	15.770	55.670
25	17.020	56.040
54	18.373	56.407

LAP 5 @ 10:59:40.311

NO	BEHIND	LAP TIME
86		53.402
47	2.853	54.042
15	5.807	54.599
12	6.148	54.960
26	6.400	54.596
35	6.997	54.430
69	9.514	54.750
52	10.313	54.438
28	10.580	55.292
44	11.325	55.099
30	11.977	55.299
2	12.484	54.581
23	14.036	55.487
3	14.233	55.836
20	15.105	55.206
99	15.770	55.897
98	16.043	55.855
11	16.077	55.783
7	16.567	55.489
27	17.259	55.744
79	17.779	56.151
34	18.132	56.108
64	18.414	56.046
25	19.559	55.941
54	21.571	56.600
21	25.156	1:13.747
56	26.560	58.455
24	26.925	59.273
22	27.456	58.671
49	27.894	57.703

LAP 6 @ 11:00:33.667

NO	BEHIND	LAP TIME
86		53.356
47	3.393	53.896
15	6.722	54.271
12	6.979	54.187
26	7.472	54.428
35	7.752	54.111
69	10.645	54.487
52	11.049	54.092
28	12.503	55.279
44	12.629	54.660
30	13.611	54.990
2	14.007	54.879
23	15.794	55.114
3	16.502	55.625
20	16.726	54.977
99	17.943	55.529
98	18.237	55.550
11	18.292	55.571
7	18.661	55.450
27	19.972	56.069
79	20.181	55.758
34	20.482	55.706
64	20.797	55.739
25	22.093	55.890

LAP 7 @ 11:01:27.012

NO	BEHIND	LAP TIME
86		53.345
47	4.199	54.151
12	8.219	54.585
15	8.286	54.909
26	8.612	54.485
35	9.054	54.647
69	11.650	54.350
52	11.937	54.233
44	14.592	55.308
28	14.785	55.627
2	15.443	54.781
30	15.452	55.186
23	17.785	55.336
20	18.300	54.919
3	19.122	55.965
99	20.240	55.642
98	20.417	55.525
11	20.481	55.534
7	21.188	55.872
27	23.297	56.670
79	23.501	56.665
64	24.022	56.570
34	24.125	56.988
25	24.389	55.641
54	28.314	56.802
56	34.520	56.996
24	35.585	57.410
22	36.160	57.422
49	36.559	57.403

LAP 8 @ 11:02:20.355

NO	BEHIND	LAP TIME
86		53.343
47	4.919	54.063
12	8.899	54.023
15	9.053	54.110
26	9.523	54.254
35	9.895	54.184
52	12.680	54.086
69	12.962	54.655
44	16.506	55.257
28	16.890	55.448
2	17.010	54.910
30	17.172	55.063
20	19.958	55.001
23	20.105	55.663
3	21.226	55.447
99	23.175	56.278
98	23.272	56.198
11	23.367	56.229
7	23.669	55.824
27	26.292	56.338
79	26.322	56.164
64	26.844	56.165
34	27.101	56.319

LAP 9 @ 11:03:13.407

NO	BEHIND	LAP TIME
86		53.052
47	5.787	53.920
12	10.586	54.739
26	10.958	54.487
35	11.928	55.085
52	14.001	54.373
69	14.346	54.436
44	18.334	54.880
2	18.694	54.736
28	19.163	55.325
30	19.312	55.192
20	21.938	55.032
23	22.064	55.011
3	23.948	55.774
11	26.185	55.870
99	26.302	56.179
98	26.521	56.301
7	26.738	56.121
27	29.583	56.343
79	29.788	56.518
64	30.214	56.422
25	30.508	56.396
34	30.767	56.718
54	35.804	56.873
56	42.811	57.953
24	44.646	57.886
22	45.168	57.940
49	45.614	57.833

LAP 10 @ 11:04:06.456

NO	BEHIND	LAP TIME
86		53.049
47	7.132	54.394
12	11.689	54.152
26	11.908	53.999
35	13.100	54.221
52	15.397	54.445
69	15.832	54.535
44	20.161	54.876
2	20.405	54.760
28	21.450	55.336
30	21.747	55.484
20	24.188	55.299
23	24.564	55.549
3	26.751	55.852
11	28.419	55.283
7	30.394	56.705
98	31.312	57.840
27	33.057	56.523
79	33.370	56.631
64	33.668	56.503
25	34.031	56.572
34	34.304	56.586
54	39.495	56.740
56	47.249	57.487

Knockhill

Circuit Length = 1.2669 miles

Start: 10:55 Flag 11:09 End: 11:10

Weather / Track : Bright / Dry

MCRCB BULLETIN TK226

2016 MCE British Superbike Championship - Round 4

2016 HEL Performance British Motostar Championship

RACE 7 - LAP CHART

24 49.675 58.078
22 50.177 58.058
49 50.406 57.841

56 1 Lap 57.663
49 1 Lap 57.449
24 1 Lap 58.190

24 1 Lap 57.053
22 1 Lap 57.430
26 16.333 54.184

LAP 11 @ 11:04:59.608

NO	BEHIND	LAP TIME
----	--------	----------

86 53.152
47 8.079 54.099
12 12.561 54.024
26 13.079 54.323
35 14.509 54.561
52 16.963 54.718
69 17.081 54.401
44 22.139 55.130
2 22.337 55.084
28 23.555 55.257
30 23.873 55.278
20 26.514 55.478
23 26.751 55.339
3 29.367 55.768
11 30.723 55.456
7 33.363 55.121
98 34.011 55.851
27 36.098 56.193
79 36.615 56.397
64 37.056 56.540
25 37.317 56.438
34 37.629 56.477
54 42.677 56.334
56 51.610 57.513

22 1 Lap 57.574
47 8.516 53.748
12 13.146 53.881
26 14.498 54.301
35 16.071 54.451
69 19.465 54.552
52 19.785 54.944
44 24.943 54.860
2 25.091 55.063
28 26.359 54.836
30 26.704 54.875
20 29.710 55.115
23 30.628 55.682
11 34.350 55.646
3 34.381 56.068
98 38.318 55.875
7 38.633 56.299
27 42.231 56.634
79 42.577 56.821
25 42.814 56.495
64 43.038 56.954
34 43.300 56.589
54 48.114 56.383

35 17.717 54.101
69 21.139 54.124
52 21.739 54.397
44 28.410 55.288
2 28.552 55.198
28 29.124 54.718
30 29.563 54.821
20 33.203 55.106
23 34.630 55.295
11 37.599 54.953
3 38.731 55.590
98 43.231 55.805
7 43.955 56.267
25 48.041 55.874
79 48.164 55.890
27 48.244 56.586
64 48.865 56.005
34 49.112 56.365

LAP 16 @ 11:09:27.122

NO	BEHIND	LAP TIME
----	--------	----------

86 53.671
54 1 Lap 56.979
47 11.483 55.218
56 1 Lap 57.477
12 13.485 53.566
26 17.315 54.653
49 1 Lap 57.647
24 1 Lap 57.224
35 18.578 54.532
22 1 Lap 58.116
69 21.542 54.074
52 22.215 54.147
2 29.274 54.393
44 29.294 54.555
28 30.036 54.583
30 30.366 54.474
20 34.396 54.864
23 36.699 55.740
11 39.161 55.233
3 41.885 56.825
98 45.670 56.110
7 46.282 55.998
79 50.833 56.340
27 50.854 56.281
64 51.297 56.103
34 51.436 55.995

LAP 14 @ 11:07:39.545

NO	BEHIND	LAP TIME
----	--------	----------

86 52.841
56 1 Lap 57.209
47 10.188 54.513
49 1 Lap 57.582
24 1 Lap 58.211
22 1 Lap 58.768
12 13.928 53.623
26 16.055 54.398
35 17.522 54.292
69 20.921 54.297
52 21.248 54.304
44 27.028 54.926
2 27.260 55.010
28 28.312 54.794
30 28.648 54.785
20 32.003 55.134
23 33.241 55.454
11 36.552 55.043
3 37.047 55.507
98 41.332 55.855
7 41.594 55.802
27 45.564 56.174
25 46.073 56.100
79 46.180 56.444
34 46.653 56.194
64 46.766 56.569
54 51.669 56.396

LAP 15 @ 11:08:33.451

NO	BEHIND	LAP TIME
----	--------	----------

86 53.906
56 1 Lap 56.902
47 9.936 53.654
12 13.590 53.568
49 1 Lap 57.336

LAP 12 @ 11:05:53.327

NO	BEHIND	LAP TIME
----	--------	----------

86 53.719
24 1 Lap 58.008
49 1 Lap 57.927
22 1 Lap 58.408
47 8.145 53.785
12 12.642 53.800
26 13.574 54.214
35 14.997 54.207
52 18.218 54.974
69 18.290 54.928
2 23.405 54.787
44 23.460 55.040
28 24.900 55.064
30 25.206 55.052
20 27.972 55.177
23 28.323 55.291
3 31.690 56.042
11 32.081 55.077
7 35.711 56.067
98 35.820 55.528
27 38.974 56.595
79 39.133 56.237
64 39.461 56.124
25 39.696 56.098
34 40.088 56.178
54 45.108 56.150

LAP 13 @ 11:06:46.704

NO	BEHIND	LAP TIME
----	--------	----------

86 53.377

Weather / Track : Bright / Dry

Knockhill
Circuit Length = 1.2669 miles
Start: 10:55 Flag 11:09 End: 11:10

MCRCB BULLETIN TK227

2016 MCE British Superbike Championship - Round 4

2016 HEL Performance British Motostar Championship

RACE 7 - POSITION CHART

No	Name	Lap																
		Pos	1	2	3	4	5	6	7	8	9	10	11	12	13	14	15	16
86	NESBITT	1	86	86	86	86	86	86	86	86	86	86	86	86	86	86	86	86
47	ARCHER	2	47	47	47	47	47	47	47	47	47	47	47	47	47	47	47	47
12	RENDELL	3	21	15	15	12	15	15	12	12	12	12	12	12	12	12	12	12
15	McMANUS	4	12	21	21	15	12	12	15	15	26	26	26	26	26	26	26	26
26	SAEZ	5	15	12	12	21	26	26	26	26	35	35	35	35	35	35	35	35
52	BOERBOOM	6	26	26	26	26	35	35	35	35	52	52	52	52	69	69	69	69
21	KERR	7	35	35	35	35	69	69	69	52	69	69	69	69	52	52	52	52
35	LODGE	8	28	69	69	69	52	52	52	69	44	44	44	2	44	44	44	2
23	LLEWELLYN	9	69	28	28	28	28	28	44	44	2	2	2	44	2	2	2	44
44	BEST	10	44	44	44	52	44	44	28	28	28	28	28	28	28	28	28	28
30	COOK	11	3	30	52	44	30	30	2	2	30	30	30	30	30	30	30	30
3	CLAYTON	12	23	3	30	30	2	2	30	30	20	20	20	20	20	20	20	20
69	BOOTH-AMOS	13	30	52	3	2	23	23	23	20	23	23	23	23	23	23	23	23
2	BROUWERS	14	52	23	2	3	3	3	20	23	3	3	3	3	11	11	11	11
28	HINDLE	15	2	2	23	23	20	20	3	3	11	11	11	11	3	3	3	3
72	HORSMAN	16	72	99	99	99	99	99	99	99	99	99	7	7	7	98	98	98
98	VRIES	17	98	98	98	20	98	98	98	98	98	98	98	98	7	7	7	7
20	MARKLUND	18	99	11	11	98	11	11	11	11	7	27	27	27	27	27	25	79
11	JONES	19	11	7	20	11	7	7	7	7	27	79	79	79	79	25	79	27
99	CAMPBELL	20	7	20	7	7	27	27	27	27	79	64	64	64	25	79	27	64
79	STACEY	21	79	79	79	27	79	79	79	79	64	25	25	25	64	34	64	34
25	STRUDWICK	22	34	34	27	79	34	34	64	64	25	34	34	34	34	64	34	34
7	TOMS	23	20	27	34	34	64	64	34	34	34	54	54	54	54	54	54	54
34	DELVES	24	64	64	64	64	25	25	25	25	54	56	56	56	56	56	56	56
64	DURHAM	25	27	25	25	25	54	54	54	54	56	24	24	49	49	49	49	49
27	HODGE	26	25	54	54	54	21	56	56	56	24	22	49	24	24	24	24	24
54	BURMAN	27	54	24	24	24	56	24	24	24	22	49	22	22	22	22	22	22
56	ATKINS	28	24	56	56	56	24	22	22	22	49							
24	FABER	29	56	22	22	22	22	49	49	49								
22	RODINK	30	22	49	49	49	49	21										
49	ALDERSON	31	49															

Weather / Track : Bright / Dry

Results can be found at www.tsl-timing.com

Knockhill
 Circuit Length = 1.2669 miles
 Start: 10:55 Flag 11:09 End: 11:10

Printed - 11:12 Sunday, 26 June 2016

MCRCB BULLETIN TK228

2016 MCE British Superbike Championship - Round 4

2016 HEL Performance British Motostar Championship

RACE 7 - SECTOR ANALYSIS

SECTOR 1 = FL to I1, SECTOR 2 = I1 to I2, SECTOR 3 = I2 to FL, DIFF = Difference To Personal Best Lap

P1 86 Charlie NESBITT		KTM - e3 motorsport / Redline KTM							
IDEAL LAP TIME : 52.792		BEST LAP TIME : 52.841		DIFFERENCE : 0.049					
LAP	SECTOR 1	SECTOR 2		SECTOR 3		LAP TIME	MPH	DIFF	TIME OF DAY
1 -		21.180	115.1	15.307	105.3	56.299	81.01	3.458	10:56:07.041
2 -	17.357	20.872	115.5	15.127	106.6	53.356	85.48	0.515	10:57:00.397
3 -	17.351	20.870	116.1	15.128	106.3	53.349	85.49	0.508	10:57:53.746
4 -	17.269	20.812	116.3	15.082	106.1	53.163	85.79	0.322	10:58:46.909
5 -	17.362	20.838	115.1	15.202	107.3	53.402	85.41	0.561	10:59:40.311
6 -	17.418	20.781	116.3	15.157	105.5	53.356	85.48	0.515	11:00:33.667
7 -	17.440	20.771	116.3	15.134	107.3	53.345	85.50	0.504	11:01:27.012
8 -	17.335	20.896	116.1	15.112	108.0	53.343	85.50	0.502	11:02:20.355
9 -	17.184	20.822	115.9	15.046	107.8	53.052 (3)	85.97	0.211	11:03:13.407
10 -	17.156	20.834	116.5	15.059	107.3	53.049 (2)	85.97	0.208	11:04:06.456
11 -	17.166	20.831	116.3	15.155	107.0	53.152	85.81	0.311	11:04:59.608
12 -	17.215	21.278	114.3	15.226	107.0	53.719	84.90	0.878	11:05:53.327
13 -	17.188	21.158	115.9	15.031	107.3	53.377	85.45	0.536	11:06:46.704
14 -	17.199	20.653	116.3	14.989	108.0	52.841 (1)	86.31		11:07:39.545
15 -	17.150	21.589	110.7	15.167	106.3	53.906	84.61	1.065	11:08:33.451
16 -	17.361	21.279	115.3	15.031	107.2	53.671	84.98	0.830	11:09:27.122

P2 47 Jake ARCHER		KTM FTR - City Lifting / RS Racing							
IDEAL LAP TIME : 53.501		BEST LAP TIME : 53.654		DIFFERENCE : 0.153					
LAP	SECTOR 1	SECTOR 2		SECTOR 3		LAP TIME	MPH	DIFF	TIME OF DAY
1 -		21.051	115.3	15.506	106.8	56.770	80.34	3.116	10:56:07.512
2 -	17.634	20.847	115.1	15.328	106.1	53.809	84.76	0.155	10:57:01.321
3 -	17.524	21.002	114.3	15.380	106.1	53.906	84.61	0.252	10:57:55.227
4 -	17.625	20.899	114.9	15.371	105.8	53.895	84.62	0.241	10:58:49.122
5 -	17.646	20.960	114.3	15.436	106.6	54.042	84.39	0.388	10:59:43.164
6 -	17.668	20.908	114.7	15.320	106.5	53.896	84.62	0.242	11:00:37.060
7 -	17.643	21.047	114.1	15.461	105.8	54.151	84.22	0.497	11:01:31.211
8 -	17.647	20.990	115.1	15.426	106.8	54.063	84.36	0.409	11:02:25.274
9 -	17.673	20.962	114.9	15.285	106.8	53.920	84.59	0.266	11:03:19.194
10 -	17.874	21.252	114.9	15.268	106.3	54.394	83.85	0.740	11:04:13.588
11 -	17.660	21.154	114.1	15.285	106.1	54.099	84.31	0.445	11:05:07.687
12 -	17.544	20.898	114.1	15.343	106.3	53.785 (3)	84.80	0.131	11:06:01.472
13 -	17.629	20.966	114.3	15.153	106.3	53.748 (2)	84.86	0.094	11:06:55.220
14 -	17.660	21.313	114.5	15.540	106.6	54.513	83.67	0.859	11:07:49.733
15 -	17.668	20.856	115.3	15.130	106.6	53.654 (1)	85.00		11:08:43.387
16 -	18.401	21.661	115.3	15.156	106.5	55.218	82.60	1.564	11:09:38.605

P3 12 Edward RENDELL		Ten Kate Honda - Banks Racing							
IDEAL LAP TIME : 53.485		BEST LAP TIME : 53.566		DIFFERENCE : 0.081					
LAP	SECTOR 1	SECTOR 2		SECTOR 3		LAP TIME	MPH	DIFF	TIME OF DAY
1 -		21.399	108.9	15.427	102.1	57.510	79.30	3.944	10:56:08.252
2 -	17.891	21.407	111.1	15.450	101.5	54.748	83.31	1.182	10:57:03.000
3 -	17.814	21.111	112.2	15.452	101.3	54.377	83.87	0.811	10:57:57.377
4 -	17.551	21.180	109.6	15.391	101.2	54.122	84.27	0.556	10:58:51.499
5 -	17.894	21.630	109.8	15.436	101.8	54.960	82.98	1.394	10:59:46.459
6 -	17.568	21.143	109.1	15.476	102.7	54.187	84.17	0.621	11:00:40.646
7 -	17.541	21.535	108.7	15.509	101.9	54.585	83.55	1.019	11:01:35.231
8 -	17.706	20.993	109.2	15.324	102.1	54.023	84.42	0.457	11:02:29.254
9 -	18.178	21.201	108.5	15.360	101.9	54.739	83.32	1.173	11:03:23.993
10 -	17.495	21.316	108.5	15.341	101.6	54.152	84.22	0.586	11:04:18.145
11 -	17.409	21.263	107.2	15.352	101.5	54.024	84.42	0.458	11:05:12.169
12 -	17.475	21.005	108.5	15.320	101.5	53.800	84.77	0.234	11:06:05.969
13 -	17.458	21.082	106.8	15.341	101.6	53.881	84.65	0.315	11:06:59.850
14 -	17.498	20.918	110.1	15.207	101.8	53.623 (3)	85.05	0.057	11:07:53.473
15 -	17.467	20.939	112.0	15.162	102.4	53.568 (2)	85.14	0.002	11:08:47.041
16 -	17.448	20.914	110.5	15.204	102.7	53.566 (1)	85.14		11:09:40.607

Weather / Track : Bright / Dry

Knockhill
Circuit Length = 1.2669 miles
Start: 10:55 Flag 11:09 End: 11:10

MCRCB BULLETIN TK228

2016 MCE British Superbike Championship - Round 4

2016 HEL Performance British Motostar Championship

RACE 7 - SECTOR ANALYSIS

SECTOR 1 = FL to I1, SECTOR 2 = I1 to I2, SECTOR 3 = I2 to FL, DIFF = Difference To Personal Best Lap

P4 26 Dani SAEZ		Honda - GA Competition							
IDEAL LAP TIME : 53.845		BEST LAP TIME : 53.999		DIFFERENCE : 0.154					
LAP	SECTOR 1	SECTOR 2	SECTOR 3	LAP TIME	MPH	DIFF	TIME OF DAY		
1 -		21.370	112.9	15.777	104.0	57.985	78.65	3.986	10:56:08.727
2 -	17.828	21.315	112.7	15.326	104.5	54.469	83.73	0.470	10:57:03.196
3 -	17.852	21.217	112.0	15.393	103.5	54.462	83.74	0.463	10:57:57.658
4 -	17.798	21.224	113.1	15.435	103.5	54.457	83.75	0.458	10:58:52.115
5 -	17.785	21.220	111.1	15.591	104.0	54.596	83.54	0.597	10:59:46.711
6 -	17.714	21.266	112.9	15.448	103.2	54.428	83.80	0.429	11:00:41.139
7 -	17.760	21.182	113.3	15.543	103.8	54.485	83.71	0.486	11:01:35.624
8 -	17.744	21.210	113.5	15.300	103.7	54.254	84.06	0.255	11:02:29.878
9 -	17.767	21.596	111.8	15.124	104.5	54.487	83.71	0.488	11:03:24.365
10 -	17.650	21.109	112.0	15.240	103.8	53.999 (1)	84.46		11:04:18.364
11 -	17.612	21.386	110.3	15.325	103.0	54.323	83.96	0.324	11:05:12.687
12 -	17.755	21.238	111.6	15.221	102.7	54.214 (3)	84.13	0.215	11:06:06.901
13 -	17.713	21.280	110.9	15.308	102.9	54.301	83.99	0.302	11:07:01.202
14 -	17.851	21.312	111.1	15.235	102.9	54.398	83.84	0.399	11:07:55.600
15 -	17.824	21.167	112.0	15.193	102.6	54.184 (2)	84.17	0.185	11:08:49.784
16 -	17.927	21.167	113.5	15.559	103.4	54.653	83.45	0.654	11:09:44.437

P5 35 Elliot LODGE		Honda - Essential Team Racing / SP125							
IDEAL LAP TIME : 53.880		BEST LAP TIME : 54.101		DIFFERENCE : 0.221					
LAP	SECTOR 1	SECTOR 2	SECTOR 3	LAP TIME	MPH	DIFF	TIME OF DAY		
1 -		21.404	110.9	15.583	102.9	58.354	78.16	4.253	10:56:09.096
2 -	18.035	21.060	111.2	15.439	102.4	54.534	83.63	0.433	10:57:03.630
3 -	17.926	21.334	110.1	15.515	102.4	54.775	83.26	0.674	10:57:58.405
4 -	17.865	21.147	110.3	15.461	102.1	54.473	83.73	0.372	10:58:52.878
5 -	17.922	21.037	110.9	15.471	102.7	54.430	83.79	0.329	10:59:47.308
6 -	17.691	21.016	111.6	15.404	101.9	54.111 (2)	84.29	0.010	11:00:41.419
7 -	17.908	21.222	110.9	15.517	102.2	54.647	83.46	0.546	11:01:36.066
8 -	17.663	21.111	112.0	15.410	102.2	54.184 (3)	84.17	0.083	11:02:30.250
9 -	17.759	21.964	110.5	15.362	103.2	55.085	82.80	0.984	11:03:25.335
10 -	17.747	21.087	110.0	15.387	101.6	54.221	84.12	0.120	11:04:19.556
11 -	17.893	21.106	110.0	15.562	101.8	54.561	83.59	0.460	11:05:14.117
12 -	17.702	20.924	109.6	15.581	101.2	54.207	84.14	0.106	11:06:08.324
13 -	17.885	21.107	109.4	15.459	102.1	54.451	83.76	0.350	11:07:02.775
14 -	17.783	21.075	110.1	15.434	102.4	54.292	84.01	0.191	11:07:57.067
15 -	17.799	20.855	111.1	15.447	101.9	54.101 (1)	84.30		11:08:51.168
16 -	17.931	21.206	110.1	15.395	103.4	54.532	83.64	0.431	11:09:45.700

P6 69 Tom BOOTH-AMOS		Tigcraft - FAB-Racing							
IDEAL LAP TIME : 53.999		BEST LAP TIME : 54.074		DIFFERENCE : 0.075					
LAP	SECTOR 1	SECTOR 2	SECTOR 3	LAP TIME	MPH	DIFF	TIME OF DAY		
1 -		21.772	111.8	15.637	103.4	59.372	76.82	5.298	10:56:10.114
2 -	18.208	21.423	111.1	15.474	101.8	55.105	82.77	1.031	10:57:05.219
3 -	18.048	21.281	111.8	15.555	102.7	54.884	83.10	0.810	10:58:00.103
4 -	18.004	21.392	111.6	15.576	102.2	54.972	82.97	0.898	10:58:55.075
5 -	17.963	21.270	112.2	15.517	102.4	54.750	83.30	0.676	10:59:49.825
6 -	17.904	21.144	112.2	15.439	102.7	54.487	83.71	0.413	11:00:44.312
7 -	17.769	21.121	111.8	15.460	102.9	54.350	83.92	0.276	11:01:38.662
8 -	17.764	21.102	112.0	15.789	103.5	54.655	83.45	0.581	11:02:33.317
9 -	17.691	21.420	112.9	15.325	104.5	54.436	83.78	0.362	11:03:27.753
10 -	17.831	21.096	112.9	15.608	103.2	54.535	83.63	0.461	11:04:22.288
11 -	17.714	21.122	112.7	15.565	104.5	54.401	83.84	0.327	11:05:16.689
12 -	17.932	21.379	113.1	15.617	101.5	54.928	83.03	0.854	11:06:11.617
13 -	17.871	21.319	111.4	15.362	102.9	54.552	83.61	0.478	11:07:06.169
14 -	17.750	21.190	112.0	15.357	102.7	54.297 (3)	84.00	0.223	11:08:00.466
15 -	17.776	21.105	112.4	15.243	103.4	54.124 (2)	84.27	0.050	11:08:54.590
16 -	17.700	21.065	112.0	15.309	103.4	54.074 (1)	84.34		11:09:48.664

Weather / Track : Bright / Dry

Knockhill
 Circuit Length = 1.2669 miles
 Start: 10:55 Flag 11:09 End: 11:10

MCRCB BULLETIN TK228

2016 MCE British Superbike Championship - Round 4

2016 HEL Performance British Motostar Championship

RACE 7 - SECTOR ANALYSIS

SECTOR 1 = FL to I1, SECTOR 2 = I1 to I2, SECTOR 3 = I2 to FL, DIFF = Difference To Personal Best Lap

P7 52 Jorel BOERBOOM		Kalex KTM - FPW Racing							
IDEAL LAP TIME : 53.930		BEST LAP TIME : 54.086		DIFFERENCE : 0.156					
LAP	SECTOR 1	SECTOR 2		SECTOR 3		LAP TIME	MPH	DIFF	TIME OF DAY
1 -		22.581	111.8	15.847	106.5	1:01.060	74.69	6.974	10:56:11.802
2 -	18.535	21.519	115.7	15.525	106.0	55.579	82.06	1.493	10:57:07.381
3 -	17.762	21.267	115.1	15.579	105.3	54.608	83.52	0.522	10:58:01.989
4 -	17.782	21.079	115.9	15.336	105.8	54.197	84.15	0.111	10:58:56.186
5 -	17.726	21.193	115.5	15.519	106.1	54.438	83.78	0.352	10:59:50.624
6 -	17.744	21.109	114.9	15.239	105.5	54.092 (2)	84.32	0.006	11:00:44.716
7 -	17.664	21.060	114.7	15.509	105.8	54.233	84.10	0.147	11:01:38.949
8 -	17.709	21.107	115.3	15.270	105.5	54.086 (1)	84.33		11:02:33.035
9 -	17.766	21.401	113.9	15.206	106.8	54.373	83.88	0.287	11:03:27.408
10 -	17.777	21.273	113.7	15.395	105.5	54.445	83.77	0.359	11:04:21.853
11 -	17.800	21.305	113.3	15.613	104.8	54.718	83.35	0.632	11:05:16.571
12 -	17.897	21.495	112.5	15.582	105.0	54.974	82.96	0.888	11:06:11.545
13 -	18.141	21.410	113.7	15.393	105.3	54.944	83.01	0.858	11:07:06.489
14 -	17.820	21.108	114.1	15.376	105.1	54.304	83.99	0.218	11:08:00.793
15 -	17.858	21.204	114.1	15.335	106.0	54.397	83.84	0.311	11:08:55.190
16 -	17.677	21.076	114.1	15.394	105.5	54.147 (3)	84.23	0.061	11:09:49.337

P8 2 Mike BROUWERS		Husqvarna - Joma / Brouwersracingteam							
IDEAL LAP TIME : 54.271		BEST LAP TIME : 54.393		DIFFERENCE : 0.122					
LAP	SECTOR 1	SECTOR 2		SECTOR 3		LAP TIME	MPH	DIFF	TIME OF DAY
1 -		22.475	109.2	16.001	101.3	1:01.243	74.47	6.850	10:56:11.985
2 -	18.505	21.636	110.9	15.906	101.3	56.047	81.38	1.654	10:57:08.032
3 -	17.896	21.354	110.7	15.854	101.2	55.104	82.77	0.711	10:58:03.136
4 -	17.912	21.618	108.5	15.548	100.9	55.078	82.81	0.685	10:58:58.214
5 -	17.755	21.217	110.0	15.609	101.5	54.581 (2)	83.56	0.188	10:59:52.795
6 -	17.745	21.526	108.0	15.608	101.2	54.879	83.11	0.486	11:00:47.674
7 -	17.792	21.517	111.2	15.472	102.1	54.781	83.26	0.388	11:01:42.455
8 -	17.885	21.324	109.8	15.701	101.2	54.910	83.06	0.517	11:02:37.365
9 -	17.843	21.433	108.9	15.460	101.8	54.736 (3)	83.32	0.343	11:03:32.101
10 -	17.882	21.349	109.2	15.529	101.2	54.760	83.29	0.367	11:04:26.861
11 -	17.968	21.386	108.7	15.730	101.2	55.084	82.80	0.691	11:05:21.945
12 -	17.878	21.398	108.5	15.511	100.6	54.787	83.25	0.394	11:06:16.732
13 -	18.001	21.346	109.4	15.716	100.9	55.063	82.83	0.670	11:07:11.795
14 -	17.907	21.516	108.9	15.587	100.4	55.010	82.91	0.617	11:08:06.805
15 -	17.774	21.769	107.8	15.655	101.8	55.198	82.63	0.805	11:09:02.003
16 -	17.860	21.224	109.6	15.309	101.8	54.393 (1)	83.85		11:09:56.396

P9 44 Edmund BEST		KTM - SymCirrus Motorsport							
IDEAL LAP TIME : 54.485		BEST LAP TIME : 54.555		DIFFERENCE : 0.070					
LAP	SECTOR 1	SECTOR 2		SECTOR 3		LAP TIME	MPH	DIFF	TIME OF DAY
1 -		21.934	113.3	15.820	105.6	1:00.030	75.97	5.475	10:56:10.772
2 -	18.050	21.517	113.7	15.694	105.3	55.261	82.53	0.706	10:57:06.033
3 -	18.093	21.425	112.2	15.798	105.5	55.316	82.45	0.761	10:58:01.349
4 -	17.979	21.454	113.9	15.755	105.3	55.188	82.64	0.633	10:58:56.537
5 -	18.107	21.242	113.5	15.750	105.8	55.099	82.78	0.544	10:59:51.636
6 -	17.902	21.153	113.9	15.605	105.0	54.660 (2)	83.44	0.105	11:00:46.296
7 -	18.300	21.397	112.0	15.611	104.5	55.308	82.46	0.753	11:01:41.604
8 -	18.013	21.372	110.9	15.872	104.0	55.257	82.54	0.702	11:02:36.861
9 -	17.878	21.397	111.8	15.605	105.0	54.880	83.11	0.325	11:03:31.741
10 -	17.987	21.367	111.8	15.522	104.8	54.876	83.11	0.321	11:04:26.617
11 -	18.001	21.392	111.2	15.737	103.0	55.130	82.73	0.575	11:05:21.747
12 -	17.975	21.349	111.4	15.716	104.5	55.040	82.86	0.485	11:06:16.787
13 -	17.837	21.201	111.8	15.822	103.4	54.860 (3)	83.14	0.305	11:07:11.647
14 -	17.966	21.323	111.8	15.637	102.7	54.926	83.04	0.371	11:08:06.573
15 -	17.938	21.512	111.8	15.838	104.0	55.288	82.49	0.733	11:09:01.861
16 -	17.855	21.205	112.2	15.495	106.0	54.555 (1)	83.60		11:09:56.416

Weather / Track : Bright / Dry

Knockhill
Circuit Length = 1.2669 miles
Start: 10:55 Flag 11:09 End: 11:10

MCRCB BULLETIN TK228

2016 MCE British Superbike Championship - Round 4

2016 HEL Performance British Motostar Championship

RACE 7 - SECTOR ANALYSIS

SECTOR 1 = FL to I1, SECTOR 2 = I1 to I2, SECTOR 3 = I2 to FL, DIFF = Difference To Personal Best Lap

P10 28		Lee HINDLE		KTM - JH Motorsport					
IDEAL LAP TIME : 54.471		BEST LAP TIME : 54.583		DIFFERENCE : 0.112					
LAP	SECTOR 1	SECTOR 2		SECTOR 3		LAP TIME	MPH	DIFF	TIME OF DAY
1 -		21.685	113.5	15.827	107.0	59.264	76.96	4.681	10:56:10.006
2 -	18.392	21.636	113.9	15.587	105.8	55.615	82.01	1.032	10:57:05.621
3 -	18.156	21.289	114.5	15.593	107.2	55.038	82.87	0.455	10:58:00.659
4 -	18.160	21.199	114.1	15.581	107.2	54.940	83.01	0.357	10:58:55.599
5 -	18.137	21.239	113.9	15.916	107.8	55.292	82.49	0.709	10:59:50.891
6 -	18.095	21.341	113.3	15.843	106.5	55.279	82.51	0.696	11:00:46.170
7 -	18.553	21.482	113.9	15.592	107.0	55.627	81.99	1.044	11:01:41.797
8 -	18.225	21.312	113.9	15.911	106.5	55.448	82.25	0.865	11:02:37.245
9 -	18.105	21.505	114.1	15.715	106.8	55.325	82.44	0.742	11:03:32.570
10 -	18.174	21.537	113.5	15.625	106.3	55.336	82.42	0.753	11:04:27.906
11 -	18.044	21.503	112.4	15.710	106.6	55.257	82.54	0.674	11:05:23.163
12 -	17.916	21.354	112.5	15.794	106.3	55.064	82.83	0.481	11:06:18.227
13 -	17.892	21.379	112.9	15.565	106.3	54.836	83.17	0.253	11:07:13.063
14 -	17.923	21.370	113.7	15.501	107.0	54.794 (3)	83.24	0.211	11:08:07.857
15 -	17.905	21.327	114.3	15.486	106.8	54.718 (2)	83.35	0.135	11:09:02.575
16 -	18.002	21.201	114.5	15.380	107.3	54.583 (1)	83.56		11:09:57.158

P11 30		Max COOK		Repli-Cast - Repli-Cast UK Racing					
IDEAL LAP TIME : 54.468		BEST LAP TIME : 54.474		DIFFERENCE : 0.006					
LAP	SECTOR 1	SECTOR 2		SECTOR 3		LAP TIME	MPH	DIFF	TIME OF DAY
1 -		22.354	111.2	15.746	102.4	1:00.676	75.17	6.202	10:56:11.418
2 -	18.588	21.570	110.7	15.274	102.9	55.432	82.28	0.958	10:57:06.850
3 -	17.894	21.568	110.1	15.694	102.4	55.156	82.69	0.682	10:58:02.006
4 -	18.056	21.599	111.1	15.328	103.7	54.983	82.95	0.509	10:58:56.989
5 -	18.086	21.824	110.9	15.389	103.0	55.299	82.48	0.825	10:59:52.288
6 -	18.010	21.779	110.1	15.201	103.0	54.990	82.94	0.516	11:00:47.278
7 -	17.970	21.664	110.3	15.552	101.5	55.186	82.64	0.712	11:01:42.464
8 -	18.144	21.448	110.7	15.471	102.7	55.063	82.83	0.589	11:02:37.527
9 -	18.020	21.720	111.1	15.452	102.7	55.192	82.64	0.718	11:03:32.719
10 -	18.246	21.688	110.3	15.550	103.0	55.484	82.20	1.010	11:04:28.203
11 -	18.042	21.661	109.1	15.575	102.7	55.278	82.51	0.804	11:05:23.481
12 -	17.917	21.528	109.2	15.607	102.9	55.052	82.85	0.578	11:06:18.533
13 -	17.934	21.611	109.4	15.330	102.9	54.875	83.11	0.401	11:07:13.408
14 -	17.893	21.517	109.8	15.375	103.5	54.785 (2)	83.25	0.311	11:08:08.193
15 -	17.972	21.600	110.1	15.249	102.9	54.821 (3)	83.20	0.347	11:09:03.014
16 -	17.835	21.432	110.3	15.207	104.0	54.474 (1)	83.73		11:09:57.488

P12 20		Joel MARKLUND		Honda - Marklund Solutions / SP125					
IDEAL LAP TIME : 54.438		BEST LAP TIME : 54.864		DIFFERENCE : 0.426					
LAP	SECTOR 1	SECTOR 2		SECTOR 3		LAP TIME	MPH	DIFF	TIME OF DAY
1 -		23.594	112.7	15.743	105.3	1:02.905	72.50	8.041	10:56:13.647
2 -	18.490	21.766	113.9	15.597	104.6	55.853	81.66	0.989	10:57:09.500
3 -	18.172	21.433	113.3	15.899	102.4	55.504	82.17	0.640	10:58:05.004
4 -	18.290	21.437	114.9	15.479	103.7	55.206	82.61	0.342	10:59:00.210
5 -	18.085	21.549	112.7	15.572	103.7	55.206	82.61	0.342	10:59:55.416
6 -	17.934	21.368	112.4	15.675	103.5	54.977 (3)	82.96	0.113	11:00:50.393
7 -	17.866	21.340	112.4	15.713	103.2	54.919 (2)	83.05	0.055	11:01:45.312
8 -	17.979	21.525	112.7	15.497	103.4	55.001	82.92	0.137	11:02:40.313
9 -	17.930	21.588	111.8	15.514	104.0	55.032	82.88	0.168	11:03:35.345
10 -	18.076	21.844	111.4	15.379	103.5	55.299	82.48	0.435	11:04:30.644
11 -	18.122	21.703	110.7	15.653	101.3	55.478	82.21	0.614	11:05:26.122
12 -	18.057	21.561	110.5	15.559	103.5	55.177	82.66	0.313	11:06:21.299
13 -	17.929	21.669	111.4	15.517	103.2	55.115	82.75	0.251	11:07:16.414
14 -	18.002	21.612	111.4	15.520	102.9	55.134	82.72	0.270	11:08:11.548
15 -	18.078	21.610	110.1	15.418	103.7	55.106	82.76	0.242	11:09:06.654
16 -	17.967	21.665	110.1	15.232	104.0	54.864 (1)	83.13		11:10:01.518

Weather / Track : Bright / Dry

Knockhill
Circuit Length = 1.2669 miles
Start: 10:55 Flag 11:09 End: 11:10

MCRCB BULLETIN TK228

2016 MCE British Superbike Championship - Round 4

2016 HEL Performance British Motostar Championship

RACE 7 - SECTOR ANALYSIS

SECTOR 1 = FL to I1, SECTOR 2 = I1 to I2, SECTOR 3 = I2 to FL, DIFF = Difference To Personal Best Lap

P13 23 Sam LLEWELLYN		Honda - Mammoth Motorsport							
IDEAL LAP TIME : 54.703		BEST LAP TIME : 55.011		DIFFERENCE : 0.308					
LAP	SECTOR 1	SECTOR 2		SECTOR 3		LAP TIME	MPH	DIFF	TIME OF DAY
1 -		22.249	108.4	16.255	101.3	1:00.588	75.28	5.577	10:56:11.330
2 -	18.832	21.567	110.9	15.880	103.4	56.279	81.04	1.268	10:57:07.609
3 -	18.078	21.421	111.2	16.039	102.4	55.538	82.12	0.527	10:58:03.147
4 -	18.439	21.560	110.5	15.714	102.6	55.713	81.86	0.702	10:58:58.860
5 -	18.331	21.462	111.1	15.694	102.1	55.487	82.20	0.476	10:59:54.347
6 -	18.127	21.382	109.6	15.605	102.1	55.114 (2)	82.75	0.103	11:00:49.461
7 -	18.111	21.490	108.7	15.735	102.4	55.336	82.42	0.325	11:01:44.797
8 -	18.178	21.783	108.4	15.702	102.9	55.663	81.94	0.652	11:02:40.460
9 -	18.112	21.521	110.9	15.378	104.6	55.011 (1)	82.91		11:03:35.471
10 -	18.275	21.793	109.6	15.481	103.2	55.549	82.10	0.538	11:04:31.020
11 -	17.943	21.824	108.9	15.572	102.7	55.339	82.42	0.328	11:05:26.359
12 -	18.030	21.601	108.5	15.660	102.7	55.291 (3)	82.49	0.280	11:06:21.650
13 -	18.365	21.600	109.1	15.717	101.9	55.682	81.91	0.671	11:07:17.332
14 -	18.180	21.663	109.1	15.611	101.8	55.454	82.25	0.443	11:08:12.786
15 -	18.276	21.470	110.1	15.549	102.7	55.295	82.48	0.284	11:09:08.081
16 -	18.199	21.794	108.7	15.747	102.2	55.740	81.82	0.729	11:10:03.821

P14 11 S Dan JONES		Honda NSF - Jones Brothers Racing							
IDEAL LAP TIME : 54.761		BEST LAP TIME : 54.953		DIFFERENCE : 0.192					
LAP	SECTOR 1	SECTOR 2		SECTOR 3		LAP TIME	MPH	DIFF	TIME OF DAY
1 -		22.965	111.4	16.147	102.6	1:02.144	73.39	7.191	10:56:12.886
2 -	18.632	21.678	111.2	15.808	101.6	56.118	81.27	1.165	10:57:09.004
3 -	18.290	21.605	110.3	16.043	102.1	55.938	81.53	0.985	10:58:04.942
4 -	18.098	21.583	112.2	15.982	102.6	55.663	81.94	0.710	10:59:00.605
5 -	18.162	21.592	111.1	16.029	101.2	55.783	81.76	0.830	10:59:56.388
6 -	18.180	21.533	110.9	15.858	102.2	55.571	82.07	0.618	11:00:51.959
7 -	18.181	21.417	112.0	15.936	102.2	55.534	82.13	0.581	11:01:47.493
8 -	18.460	21.784	110.0	15.985	103.0	56.229	81.11	1.276	11:02:43.722
9 -	18.278	21.812	111.2	15.780	101.6	55.870	81.63	0.917	11:03:39.592
10 -	17.946	21.632	109.2	15.705	101.2	55.283	82.50	0.330	11:04:34.875
11 -	17.962	21.701	108.5	15.793	100.6	55.456	82.24	0.503	11:05:30.331
12 -	17.972	21.450	110.0	15.655	101.5	55.077 (3)	82.81	0.124	11:06:25.408
13 -	18.159	21.739	108.9	15.748	101.0	55.646	81.96	0.693	11:07:21.054
14 -	17.913	21.502	109.4	15.628	101.0	55.043 (2)	82.86	0.090	11:08:16.097
15 -	17.947	21.551	109.4	15.455	101.6	54.953 (1)	83.00		11:09:11.050
16 -	17.889	21.511	109.1	15.833	101.8	55.233	82.57	0.280	11:10:06.283

P15 3 S Mark CLAYTON		Honda NSF - SP125							
IDEAL LAP TIME : 55.233		BEST LAP TIME : 55.447		DIFFERENCE : 0.214					
LAP	SECTOR 1	SECTOR 2		SECTOR 3		LAP TIME	MPH	DIFF	TIME OF DAY
1 -		22.217	109.6	15.883	100.7	1:00.537	75.34	5.090	10:56:11.279
2 -	18.195	21.952	107.5	15.843	100.1	55.990	81.46	0.543	10:57:07.269
3 -	18.083	21.718	108.9	15.770	100.6	55.571 (3)	82.07	0.124	10:58:02.840
4 -	18.099	21.895	108.9	15.874	99.7	55.868	81.64	0.421	10:58:58.708
5 -	18.293	21.646	109.2	15.897	100.4	55.836	81.68	0.389	10:59:54.544
6 -	18.191	21.563	108.9	15.871	99.7	55.625	81.99	0.178	11:00:50.169
7 -	18.266	21.799	108.7	15.900	100.3	55.965	81.49	0.518	11:01:46.134
8 -	18.172	21.604	108.5	15.671	100.3	55.447 (1)	82.26		11:02:41.581
9 -	18.084	21.909	107.7	15.781	100.1	55.774	81.77	0.327	11:03:37.355
10 -	18.144	21.850	107.0	15.858	99.7	55.852	81.66	0.405	11:04:33.207
11 -	18.188	21.915	106.6	15.665	99.5	55.768	81.78	0.321	11:05:28.975
12 -	18.323	21.952	107.3	15.767	99.2	56.042	81.38	0.595	11:06:25.017
13 -	18.295	21.992	107.3	15.781	99.4	56.068	81.34	0.621	11:07:21.085
14 -	18.219	21.563	108.5	15.725	99.7	55.507 (2)	82.17	0.060	11:08:16.592
15 -	18.250	21.753	108.7	15.587	100.0	55.590	82.04	0.143	11:09:12.182
16 -	18.405	22.139	106.5	16.281	98.2	56.825	80.26	1.378	11:10:09.007

Weather / Track : Bright / Dry

Knockhill
Circuit Length = 1.2669 miles
Start: 10:55 Flag 11:09 End: 11:10

MCRCB BULLETIN TK228

2016 MCE British Superbike Championship - Round 4

2016 HEL Performance British Motostar Championship

RACE 7 - SECTOR ANALYSIS

SECTOR 1 = FL to I1, SECTOR 2 = I1 to I2, SECTOR 3 = I2 to FL, DIFF = Difference To Personal Best Lap

P16 98		Tomas de VRIES		Honda - DAT Racing					
IDEAL LAP TIME : 55.252		BEST LAP TIME : 55.525		DIFFERENCE : 0.273					
LAP	SECTOR 1	SECTOR 2		SECTOR 3		LAP TIME	MPH	DIFF	TIME OF DAY
1 -		23.051	110.7	16.145	100.7	1:02.076	73.47	6.551	10:56:12.818
2 -	18.311	21.701	110.1	16.048	100.4	56.060	81.36	0.535	10:57:08.878
3 -	18.229	21.742	110.0	15.869	100.7	55.840	81.68	0.315	10:58:04.718
4 -	18.124	21.561	111.1	16.096	101.0	55.781	81.76	0.256	10:59:00.499
5 -	18.151	21.646	112.2	16.058	100.9	55.855	81.65	0.330	10:59:56.354
6 -	18.075	21.629	110.7	15.846	101.2	55.550 (3)	82.10	0.025	11:00:51.904
7 -	18.106	21.478	112.0	15.941	101.8	55.525 (1)	82.14		11:01:47.429
8 -	18.380	21.821	108.9	15.997	101.9	56.198	81.16	0.673	11:02:43.627
9 -	18.129	21.902	108.7	16.270	101.5	56.301	81.01	0.776	11:03:39.928
10 -	18.156	23.686	100.3	15.998	101.0	57.840	78.85	2.315	11:04:37.768
11 -	18.119	21.815	109.1	15.917	100.3	55.851	81.66	0.326	11:05:33.619
12 -	17.995	21.754	109.1	15.779	101.3	55.528 (2)	82.14	0.003	11:06:29.147
13 -	18.089	21.941	107.8	15.845	100.7	55.875	81.63	0.350	11:07:25.022
14 -	18.190	21.866	108.5	15.799	100.3	55.855	81.65	0.330	11:08:20.877
15 -	18.170	21.801	109.1	15.834	100.1	55.805	81.73	0.280	11:09:16.682
16 -	18.255	21.928	108.7	15.927	100.9	56.110	81.28	0.585	11:10:12.792

P17 7 S		TJ TOMS		Honda NSF - Wilson Racing					
IDEAL LAP TIME : 55.339		BEST LAP TIME : 55.450		DIFFERENCE : 0.111					
LAP	SECTOR 1	SECTOR 2		SECTOR 3		LAP TIME	MPH	DIFF	TIME OF DAY
1 -		23.193	110.5	15.898	102.7	1:02.427	73.06	6.977	10:56:13.169
2 -	18.577	21.991	109.4	15.714	101.3	56.282	81.04	0.832	10:57:09.451
3 -	18.348	22.012	109.4	15.758	101.0	56.118	81.27	0.668	10:58:05.569
4 -	18.140	21.962	109.4	15.718	101.9	55.820	81.71	0.370	10:59:01.389
5 -	18.117	21.710	110.0	15.662	101.8	55.489 (2)	82.19	0.039	10:59:56.878
6 -	18.035	21.779	109.8	15.636	101.3	55.450 (1)	82.25		11:00:52.328
7 -	18.064	21.909	109.2	15.899	101.3	55.872	81.63	0.422	11:01:48.200
8 -	18.004	22.035	110.1	15.785	102.9	55.824	81.70	0.374	11:02:44.024
9 -	18.222	21.902	110.5	15.997	102.1	56.121	81.27	0.671	11:03:40.145
10 -	18.173	22.661	105.5	15.871	100.7	56.705	80.43	1.255	11:04:36.850
11 -	18.236	22.100	107.5	15.785	100.6	56.121	81.27	0.671	11:05:32.971
12 -	18.193	22.164	107.7	15.710	100.3	56.067	81.35	0.617	11:06:29.038
13 -	18.419	22.007	109.4	15.873	100.7	56.299	81.01	0.849	11:07:25.337
14 -	18.132	22.045	109.2	15.625	100.3	55.802 (3)	81.73	0.352	11:08:21.139
15 -	18.110	22.082	108.9	16.075	99.7	56.267	81.06	0.817	11:09:17.406
16 -	18.188	22.114	108.5	15.696	101.8	55.998	81.45	0.548	11:10:13.404

P18 79 S		Storm STACEY		Honda NSF - Repli-Cast UK Racing					
IDEAL LAP TIME : 55.435		BEST LAP TIME : 55.758		DIFFERENCE : 0.323					
LAP	SECTOR 1	SECTOR 2		SECTOR 3		LAP TIME	MPH	DIFF	TIME OF DAY
1 -		23.563	110.9	16.035	102.9	1:02.667	72.78	6.909	10:56:13.409
2 -	18.531	21.935	111.4	15.841	102.1	56.307	81.00	0.549	10:57:09.716
3 -	18.367	21.836	111.2	15.735	102.2	55.938 (3)	81.53	0.180	10:58:05.654
4 -	18.341	21.944	110.5	16.000	100.7	56.285	81.03	0.527	10:59:01.939
5 -	18.499	21.788	110.5	15.864	101.5	56.151	81.22	0.393	10:59:58.090
6 -	18.036	21.924	109.8	15.798	101.3	55.758 (1)	81.80		11:00:53.848
7 -	18.456	22.431	108.4	15.778	101.5	56.665	80.49	0.907	11:01:50.513
8 -	18.458	22.095	109.8	15.611	100.4	56.164	81.21	0.406	11:02:46.677
9 -	18.638	22.174	108.9	15.706	102.1	56.518	80.70	0.760	11:03:43.195
10 -	18.452	22.347	108.7	15.832	100.7	56.631	80.54	0.873	11:04:39.826
11 -	18.313	22.315	108.4	15.769	101.0	56.397	80.87	0.639	11:05:36.223
12 -	18.210	22.162	109.1	15.865	100.7	56.237	81.10	0.479	11:06:32.460
13 -	18.631	22.282	108.9	15.908	99.5	56.821	80.27	1.063	11:07:29.281
14 -	18.467	22.092	107.8	15.885	101.6	56.444	80.80	0.686	11:08:25.725
15 -	18.330	21.911	111.2	15.649	101.3	55.890 (2)	81.60	0.132	11:09:21.615
16 -	18.328	22.197	108.0	15.815	100.1	56.340	80.95	0.582	11:10:17.955

Weather / Track : Bright / Dry

Knockhill
Circuit Length = 1.2669 miles
Start: 10:55 Flag 11:09 End: 11:10

MCRCB BULLETIN TK228

2016 MCE British Superbike Championship - Round 4

2016 HEL Performance British Motostar Championship

RACE 7 - SECTOR ANALYSIS

SECTOR 1 = FL to I1, SECTOR 2 = I1 to I2, SECTOR 3 = I2 to FL, DIFF = Difference To Personal Best Lap

P19 27		Josh HODGE		Honda - Road and Race Performance					
IDEAL LAP TIME : 55.455		BEST LAP TIME : 55.566		DIFFERENCE : 0.111					
LAP	SECTOR 1	SECTOR 2	SECTOR 3	LAP TIME	MPH	DIFF	TIME OF DAY		
1 -		23.608	112.7	16.019	102.9	1:03.565	71.75	7.999	10:56:14.307
2 -	18.253	21.950	112.0	15.871	102.4	56.074	81.34	0.508	10:57:10.381
3 -	18.233	21.795	110.9	15.538	103.5	55.566 (1)	82.08		10:58:05.947
4 -	18.291	21.865	112.5	15.723	101.8	55.879 (3)	81.62	0.313	10:59:01.826
5 -	18.345	21.684	111.1	15.715	102.1	55.744 (2)	81.82	0.178	10:59:57.570
6 -	18.269	21.996	110.5	15.804	101.3	56.069	81.34	0.503	11:00:53.639
7 -	18.531	22.181	110.3	15.958	101.0	56.670	80.48	1.104	11:01:50.309
8 -	18.504	22.177	110.0	15.657	101.3	56.338	80.95	0.772	11:02:46.647
9 -	18.555	22.102	109.4	15.686	101.9	56.343	80.95	0.777	11:03:42.990
10 -	18.453	22.398	109.1	15.672	101.5	56.523	80.69	0.957	11:04:39.513
11 -	18.479	22.001	108.9	15.713	101.8	56.193	81.16	0.627	11:05:35.706
12 -	18.463	22.187	108.2	15.945	101.2	56.595	80.59	1.029	11:06:32.301
13 -	18.655	22.113	109.4	15.866	101.5	56.634	80.53	1.068	11:07:28.935
14 -	18.491	21.978	109.6	15.705	100.7	56.174	81.19	0.608	11:08:25.109
15 -	18.513	22.009	109.8	16.064	101.6	56.586	80.60	1.020	11:09:21.695
16 -	18.499	21.999	109.2	15.783	100.3	56.281	81.04	0.715	11:10:17.976

P20 64 S		Asher DURHAM		Honda NSF - Cresswell Racing					
IDEAL LAP TIME : 55.355		BEST LAP TIME : 55.670		DIFFERENCE : 0.315					
LAP	SECTOR 1	SECTOR 2	SECTOR 3	LAP TIME	MPH	DIFF	TIME OF DAY		
1 -		23.465	110.3	16.127	100.3	1:03.552	71.76	7.882	10:56:14.294
2 -	18.596	21.896	110.3	16.075	100.1	56.567	80.63	0.897	10:57:10.861
3 -	18.189	21.855	110.3	16.104	99.8	56.148	81.23	0.478	10:58:07.009
4 -	18.098	21.661	110.7	15.911	101.5	55.670 (1)	81.93		10:59:02.679
5 -	18.201	21.836	111.1	16.009	101.2	56.046	81.38	0.376	10:59:58.725
6 -	18.194	21.547	110.0	15.998	100.6	55.739 (2)	81.82	0.069	11:00:54.464
7 -	18.291	22.256	110.5	16.023	98.9	56.570	80.62	0.900	11:01:51.034
8 -	18.311	21.935	109.8	15.919	100.0	56.165	81.20	0.495	11:02:47.199
9 -	18.306	22.104	110.9	16.012	100.6	56.422	80.83	0.752	11:03:43.621
10 -	18.250	22.351	109.2	15.902	100.9	56.503	80.72	0.833	11:04:40.124
11 -	18.199	22.350	108.7	15.991	100.3	56.540	80.67	0.870	11:05:36.664
12 -	18.034	22.030	110.5	16.060	100.3	56.124	81.26	0.454	11:06:32.788
13 -	18.465	22.346	108.7	16.143	101.5	56.954	80.08	1.284	11:07:29.742
14 -	18.628	21.891	111.8	16.050	99.8	56.569	80.62	0.899	11:08:26.311
15 -	18.433	21.798	108.9	15.774	100.9	56.005 (3)	81.44	0.335	11:09:22.316
16 -	18.154	21.817	109.4	16.132	99.1	56.103	81.29	0.433	11:10:18.419

P21 34 S		Liam DELVES		Honda NSF - Crucials Sauce / Banks Racing					
IDEAL LAP TIME : 55.651		BEST LAP TIME : 55.706		DIFFERENCE : 0.055					
LAP	SECTOR 1	SECTOR 2	SECTOR 3	LAP TIME	MPH	DIFF	TIME OF DAY		
1 -		23.112	108.7	15.961	100.7	1:02.867	72.55	7.161	10:56:13.609
2 -	18.674	22.116	108.9	15.971	99.1	56.761	80.35	1.055	10:57:10.370
3 -	18.382	21.924	109.1	15.897	99.4	56.203	81.15	0.497	10:58:06.573
4 -	18.153	21.733	109.4	15.876	99.4	55.762 (2)	81.79	0.056	10:59:02.335
5 -	18.248	21.919	110.0	15.941	99.4	56.108	81.29	0.402	10:59:58.443
6 -	18.060	21.716	109.6	15.930	99.4	55.706 (1)	81.87		11:00:54.149
7 -	18.323	22.433	108.0	16.232	99.2	56.988	80.03	1.282	11:01:51.137
8 -	18.370	21.962	109.2	15.987	99.2	56.319	80.98	0.613	11:02:47.456
9 -	18.262	22.336	107.2	16.120	99.8	56.718	80.41	1.012	11:03:44.174
10 -	18.103	22.300	108.9	16.183	99.2	56.586	80.60	0.880	11:04:40.760
11 -	18.059	22.279	108.5	16.139	99.7	56.477	80.76	0.771	11:05:37.237
12 -	18.113	22.108	106.8	15.957	99.1	56.178	81.19	0.472	11:06:33.415
13 -	18.139	22.504	107.7	15.946	99.8	56.589	80.60	0.883	11:07:30.004
14 -	18.173	22.020	109.1	16.001	98.2	56.194	81.16	0.488	11:08:26.198
15 -	18.110	22.311	106.8	15.944	99.4	56.365	80.92	0.659	11:09:22.563
16 -	18.132	21.851	108.2	16.012	98.6	55.995 (3)	81.45	0.289	11:10:18.558

Weather / Track : Bright / Dry

Knockhill
Circuit Length = 1.2669 miles
Start: 10:55 Flag 11:09 End: 11:10

MCRCB BULLETIN TK228

2016 MCE British Superbike Championship - Round 4

2016 HEL Performance British Motostar Championship

RACE 7 - SECTOR ANALYSIS

SECTOR 1 = FL to I1, SECTOR 2 = I1 to I2, SECTOR 3 = I2 to FL, DIFF = Difference To Personal Best Lap

P22 54 Sam BURMAN		KTM - TeamWNT / Burman Racing							
IDEAL LAP TIME : 56.147		BEST LAP TIME : 56.150		DIFFERENCE : 0.003					
LAP	SECTOR 1	SECTOR 2		SECTOR 3		LAP TIME	MPH	DIFF	TIME OF DAY
1 -		23.576	114.9	16.339	107.0	1:04.132	71.12	7.982	10:56:14.874
2 -	19.005	22.197	115.1	16.001	106.3	57.203	79.73	1.053	10:57:12.077
3 -	18.538	22.298	115.1	15.962	106.0	56.798	80.30	0.648	10:58:08.875
4 -	18.436	22.175	115.1	15.796	106.0	56.407	80.86	0.257	10:59:05.282
5 -	18.422	22.173	115.1	16.005	107.0	56.600	80.58	0.450	11:00:01.882
6 -	18.472	22.181	114.5	15.989	106.1	56.642	80.52	0.492	11:00:58.524
7 -	18.523	22.475	114.5	15.804	106.1	56.802	80.29	0.652	11:01:55.326
8 -	18.514	22.452	113.3	16.046	104.0	57.012	80.00	0.862	11:02:52.338
9 -	18.594	22.554	114.1	15.725	106.3	56.873	80.19	0.723	11:03:49.211
10 -	18.459	22.247	113.9	16.034	105.8	56.740	80.38	0.590	11:04:45.951
11 -	18.448	22.136	113.7	15.750	105.6	56.334 (2)	80.96	0.184	11:05:42.285
12 -	18.334	22.099	113.7	15.717	105.3	56.150 (1)	81.23		11:06:38.435
13 -	18.538	22.096	114.3	15.749	105.8	56.383 (3)	80.89	0.233	11:07:34.818
14 -	18.522	22.115	113.7	15.759	106.1	56.396	80.87	0.246	11:08:31.214
15 -	18.572	22.389	112.7	16.018	105.8	56.979	80.04	0.829	11:09:28.193

P23 56 S Charlie ATKINS		Honda NSF - Wilson Racing							
IDEAL LAP TIME : 56.541		BEST LAP TIME : 56.733		DIFFERENCE : 0.192					
LAP	SECTOR 1	SECTOR 2		SECTOR 3		LAP TIME	MPH	DIFF	TIME OF DAY
1 -		23.765	111.8	16.910	103.5	1:05.307	69.84	8.574	10:56:16.049
2 -	18.840	22.460	111.1	16.197	102.9	57.497	79.32	0.764	10:57:13.546
3 -	18.787	22.419	111.1	16.443	100.6	57.649	79.11	0.916	10:58:11.195
4 -	18.637	22.448	110.3	16.136	103.4	57.221	79.71	0.488	10:59:08.416
5 -	19.224	22.891	109.4	16.340	103.5	58.455	78.02	1.722	11:00:06.871
6 -	18.784	23.010	108.4	15.871	103.0	57.665	79.09	0.932	11:01:04.536
7 -	18.497	22.650	109.8	15.849	103.8	56.996 (3)	80.02	0.263	11:02:01.532
8 -	18.598	22.332	109.8	15.803	103.8	56.733 (1)	80.39		11:02:58.265
9 -	18.578	23.157	108.9	16.218	101.6	57.953	78.70	1.220	11:03:56.218
10 -	18.431	23.011	108.5	16.045	102.7	57.487	79.34	0.754	11:04:53.705
11 -	18.697	22.785	108.0	16.031	102.1	57.513	79.30	0.780	11:05:51.218
12 -	18.649	22.991	109.6	16.023	96.4	57.663	79.09	0.930	11:06:48.881
13 -	18.769	22.662	107.2	15.778	103.4	57.209	79.72	0.476	11:07:46.090
14 -	18.553	22.560	108.7	15.789	102.6	56.902 (2)	80.15	0.169	11:08:42.992
15 -	18.666	22.983	109.8	15.828	103.5	57.477	79.35	0.744	11:09:40.469

P24 49 S James ALDERSON		Honda NSF - Young Riders Fund							
IDEAL LAP TIME : 57.166		BEST LAP TIME : 57.336		DIFFERENCE : 0.170					
LAP	SECTOR 1	SECTOR 2		SECTOR 3		LAP TIME	MPH	DIFF	TIME OF DAY
1 -		23.597	106.1	17.138	98.2	1:05.878	69.23	8.542	10:56:16.620
2 -	19.055	22.524	106.1	16.560	96.9	58.139	78.45	0.803	10:57:14.759
3 -	18.898	22.403	105.6	16.631	97.1	57.932	78.73	0.596	10:58:12.691
4 -	18.875	22.472	105.0	16.464	96.5	57.811	78.89	0.475	10:59:10.502
5 -	18.867	22.398	105.5	16.438	98.1	57.703	79.04	0.367	11:00:08.205
6 -	18.792	22.473	106.0	16.698	98.1	57.963	78.69	0.627	11:01:06.168
7 -	18.836	22.228	105.5	16.339	98.1	57.403 (2)	79.45	0.067	11:02:03.571
8 -	18.759	22.425	105.1	16.433	97.3	57.617	79.16	0.281	11:03:01.188
9 -	18.764	22.546	105.6	16.523	97.1	57.833	78.86	0.497	11:03:59.021
10 -	18.741	22.479	106.3	16.621	97.6	57.841	78.85	0.505	11:04:56.862
11 -	18.844	22.642	103.2	16.441	97.8	57.927	78.73	0.591	11:05:54.789
12 -	18.705	22.368	106.5	16.376	96.8	57.449 (3)	79.39	0.113	11:06:52.238
13 -	18.862	22.487	103.8	16.233	97.5	57.582	79.21	0.246	11:07:49.820
14 -	18.718	22.363	103.7	16.255	97.2	57.336 (1)	79.55		11:08:47.156
15 -	18.976	22.252	104.0	16.419	96.5	57.647	79.12	0.311	11:09:44.803

P25 24 S Shane FABER		Honda NSF - Shane Faber Racing							
IDEAL LAP TIME : 56.820		BEST LAP TIME : 57.053		DIFFERENCE : 0.233					
LAP	SECTOR 1	SECTOR 2		SECTOR 3		LAP TIME	MPH	DIFF	TIME OF DAY

Weather / Track : Bright / Dry

Knockhill
Circuit Length = 1.2669 miles
Start: 10:55 Flag 11:09 End: 11:10

MCRCB BULLETIN TK228

2016 MCE British Superbike Championship - Round 4

2016 HEL Performance British Motostar Championship

RACE 7 - SECTOR ANALYSIS

SECTOR 1 = FL to I1, SECTOR 2 = I1 to I2, SECTOR 3 = I2 to FL, DIFF = Difference To Personal Best Lap

1 -		23.317	108.4	16.663	100.1	1:04.911	70.26	7.858	10:56:15.653
2 -	18.680	22.283	107.0	16.459	98.3	57.422	79.43	0.369	10:57:13.075
3 -	18.766	22.225	107.7	16.210	98.8	57.201 (2)	79.73	0.148	10:58:10.276
4 -	18.728	22.436	106.5	16.523	97.2	57.687	79.06	0.634	10:59:07.963
5 -	19.434	23.409	106.1	16.430	100.1	59.273	76.95	2.220	11:00:07.236
6 -	18.771	22.961	106.5	16.219	98.6	57.951	78.70	0.898	11:01:05.187
7 -	18.761	22.435	106.8	16.214	97.5	57.410	79.44	0.357	11:02:02.597
8 -	18.829	22.470	105.1	16.271	98.8	57.570	79.22	0.517	11:03:00.167
9 -	18.877	22.927	105.5	16.082	99.8	57.886	78.79	0.833	11:03:58.053
10 -	18.745	23.041	105.5	16.292	98.9	58.078	78.53	1.025	11:04:56.131
11 -	18.970	22.648	105.0	16.390	99.4	58.008	78.62	0.955	11:05:54.139
12 -	18.791	22.825	105.1	16.574	96.0	58.190	78.38	1.137	11:06:52.329
13 -	19.378	22.702	106.1	16.131	99.7	58.211	78.35	1.158	11:07:50.540
14 -	18.664	22.458	106.3	15.931	100.3	57.053 (1)	79.94		11:08:47.593
15 -	18.728	22.386	107.5	16.110	98.6	57.224 (3)	79.70	0.171	11:09:44.817

P26	22 S	Tasia RODINK	Honda NSF - GA Competition						
IDEAL LAP TIME : 57.105		BEST LAP TIME : 57.229		DIFFERENCE : 0.124					

LAP	SECTOR 1	SECTOR 2	SECTOR 3	LAP TIME	MPH	DIFF	TIME OF DAY		
1 -		23.693	106.0	16.866	96.9	1:05.718	69.40	8.489	10:56:16.460
2 -	18.808	22.556	105.3	16.397	96.5	57.761	78.96	0.532	10:57:14.221
3 -	18.651	22.296	106.3	16.282	96.6	57.229 (1)	79.69		10:58:11.450
4 -	18.777	22.538	105.5	16.331	96.4	57.646	79.12	0.417	10:59:09.096
5 -	18.889	23.125	104.5	16.657	96.9	58.671	77.74	1.442	11:00:07.767
6 -	18.844	22.768	104.3	16.371	96.9	57.983	78.66	0.754	11:01:05.750
7 -	18.731	22.448	105.0	16.243	97.1	57.422 (2)	79.43	0.193	11:02:03.172
8 -	18.658	22.630	104.8	16.175	96.4	57.463	79.37	0.234	11:03:00.635
9 -	18.784	22.921	104.2	16.235	97.1	57.940	78.72	0.711	11:03:58.575
10 -	18.634	22.953	103.8	16.471	96.4	58.058	78.56	0.829	11:04:56.633
11 -	18.771	22.921	102.6	16.716	97.5	58.408	78.09	1.179	11:05:55.041
12 -	18.823	22.515	105.1	16.236	97.2	57.574	79.22	0.345	11:06:52.615
13 -	19.411	22.956	104.0	16.401	97.3	58.768	77.61	1.539	11:07:51.383
14 -	18.706	22.440	104.3	16.284	96.4	57.430 (3)	79.42	0.201	11:08:48.813
15 -	19.064	22.589	104.3	16.463	96.6	58.116	78.48	0.887	11:09:46.929

P27	25 S	Thomas STRUDWICK	Honda NSF - Case Moto3						
IDEAL LAP TIME : 55.446		BEST LAP TIME : 55.641		DIFFERENCE : 0.195					

LAP	SECTOR 1	SECTOR 2	SECTOR 3	LAP TIME	MPH	DIFF	TIME OF DAY		
1 -		24.090	110.5	16.246	101.3	1:04.036	71.22	8.395	10:56:14.778
2 -	18.892	21.929	109.2	16.074	100.6	56.895	80.16	1.254	10:57:11.673
3 -	18.241	21.905	108.7	16.070	100.7	56.216	81.13	0.575	10:58:07.889
4 -	18.198	21.847	108.7	15.995	100.7	56.040	81.39	0.399	10:59:03.929
5 -	18.210	21.663	110.0	16.068	100.7	55.941	81.53	0.300	10:59:59.870
6 -	18.156	21.792	108.5	15.942	100.0	55.890 (3)	81.60	0.249	11:00:55.760
7 -	18.114	21.720	109.8	15.807	101.5	55.641 (1)	81.97		11:01:51.401
8 -	18.393	21.839	111.1	15.886	102.6	56.118	81.27	0.477	11:02:47.519
9 -	18.344	22.264	111.2	15.788	101.8	56.396	80.87	0.755	11:03:43.915
10 -	18.239	22.191	110.7	16.142	101.2	56.572	80.62	0.931	11:04:40.487
11 -	18.125	22.168	110.9	16.145	101.3	56.438	80.81	0.797	11:05:36.925
12 -	18.084	21.958	109.8	16.056	101.0	56.098	81.30	0.457	11:06:33.023
13 -	18.376	22.190	110.3	15.929	101.5	56.495	80.73	0.854	11:07:29.518
14 -	18.411	21.967	111.6	15.722	100.0	56.100	81.30	0.459	11:08:25.618
15 -	18.150	22.025	110.5	15.699	100.1	55.874 (2)	81.63	0.233	11:09:21.492

P28	99	Stephen CAMPBELL	Honda - Campbell Racing						
IDEAL LAP TIME : 55.270		BEST LAP TIME : 55.529		DIFFERENCE : 0.259					

LAP	SECTOR 1	SECTOR 2	SECTOR 3	LAP TIME	MPH	DIFF	TIME OF DAY		
1 -		22.876	110.0	15.974	98.9	1:02.116	73.42	6.587	10:56:12.858
2 -	18.447	21.628	110.7	15.714	99.1	55.789	81.75	0.260	10:57:08.647
3 -	18.134	21.802	108.5	15.775	100.0	55.711 (3)	81.87	0.182	10:58:04.358
4 -	18.179	21.654	108.5	15.993	100.3	55.826	81.70	0.297	10:59:00.184
5 -	18.245	21.759	109.2	15.893	100.7	55.897	81.59	0.368	10:59:56.081

Knockhill
Circuit Length = 1.2669 miles
Start: 10:55 Flag 11:09 End: 11:10

Weather / Track : Bright / Dry

MCRCB BULLETIN TK228

2016 MCE British Superbike Championship - Round 4

2016 HEL Performance British Motostar Championship

RACE 7 - SECTOR ANALYSIS

SECTOR 1 = FL to I1, SECTOR 2 = I1 to I2, SECTOR 3 = I2 to FL, DIFF = Difference To Personal Best Lap

6 -	17.971	21.711	108.7	15.847	99.8	55.529 (1)	82.13			11:00:51.610
7 -	18.178	21.585	109.2	15.879	100.9	55.642	(2)	81.97	0.113	11:01:47.252
8 -	18.602	21.827	110.3	15.849	99.8	56.278		81.04	0.749	11:02:43.530
9 -	18.384	21.878	109.1	15.917	100.7	56.179		81.18	0.650	11:03:39.709

P29	15	Eugene McMANUS	KTM - M.V. Commercial							
IDEAL LAP TIME : 53.923		BEST LAP TIME : 54.110		DIFFERENCE : 0.187						

LAP	SECTOR 1	SECTOR 2	SECTOR 3	LAP TIME	MPH	DIFF	TIME OF DAY			
1 -		21.150	116.5	15.190	110.1	57.538	79.27	3.428	10:56:08.280	
2 -	17.680	21.392	114.9	15.361	107.5	54.433	83.79	0.323	10:57:02.713	
3 -	17.589	21.447	112.7	15.248	106.3	54.284	(3)	84.02	0.174	10:57:56.997
4 -	17.583	21.693	113.5	15.246	108.2	54.522		83.65	0.412	10:58:51.519
5 -	17.682	21.623	115.1	15.294	107.7	54.599		83.53	0.489	10:59:46.118
6 -	17.847	21.205	117.1	15.219	108.2	54.271	(2)	84.04	0.161	11:00:40.389
7 -	17.702	21.668	113.9	15.539	107.7	54.909		83.06	0.799	11:01:35.298
8 -	17.752	21.158	116.1	15.200	108.2	54.110 (1)	84.29			11:02:29.408

P30	21	Richard KERR	KTM - North West Racing							
IDEAL LAP TIME : 54.154		BEST LAP TIME : 54.310		DIFFERENCE : 0.156						

LAP	SECTOR 1	SECTOR 2	SECTOR 3	LAP TIME	MPH	DIFF	TIME OF DAY			
1 -		21.448	112.7	15.513	105.5	57.503	79.31	3.193	10:56:08.245	
2 -	17.851	21.446	113.7	15.407	102.1	54.704	(3)	83.37	0.394	10:57:02.949
3 -	17.664	21.219	113.7	15.427	104.3	54.310 (1)	83.98			10:57:57.259
4 -	17.528	21.513	111.4	15.420	105.6	54.461	(2)	83.75	0.151	10:58:51.720
5 -	17.592	21.456	112.0	34.699	98.5	1:13.747		61.84	19.437	11:00:05.467
6 -	19.679	27.429	91.4	24.828	33.6	1:11.936		63.40	17.626	11:01:17.403

P31	72 S	Cameron HORSMAN	Honda NSF - FAB-Racing							
IDEAL LAP TIME : 56.273		BEST LAP TIME :		DIFFERENCE :						

LAP	SECTOR 1	SECTOR 2	SECTOR 3	LAP TIME	MPH	DIFF	TIME OF DAY			
1 -		22.569	109.6	16.415	99.5	1:01.808		73.79		10:56:12.550

MCRCB BULLETIN TK229**2016 MCE British Superbike Championship - Round 4****2016 HEL Performance British Motostar Championship****RACE 7 - BEST SPEEDS**

POS	INTERMEDIATE 1			INTERMEDIATE 2			FINISH LINE		
	NO	NAME	MPH	NO	NAME	MPH	NO	NAME	MPH
1				15	McMANUS	117.1	15	McMANUS	110.1
2				86	NESBITT	116.5	86	NESBITT	108.0
3				52	BOERBOOM	115.9	28	HINDLE	107.8
4				47	ARCHER	115.3	54	BURMAN	107.0
5				54	BURMAN	115.1	47	ARCHER	106.8
6				20	MARKLUND	114.9	52	BOERBOOM	106.8
7				28	HINDLE	114.5	44	BEST	106.0
8				44	BEST	113.9	21	KERR	105.6
9				21	KERR	113.7	20	MARKLUND	105.3
10				26	SAEZ	113.5	23	LLEWELLYN	104.6
11				69	BOOTH-AMOS	113.1	26	SAEZ	104.5
12				27	HODGE	112.7	69	BOOTH-AMOS	104.5
13				11	JONES	112.2	30	COOK	104.0
14				12	RENDELL	112.2	56	ATKINS	103.8
15				98	VRIES	112.2	27	HODGE	103.5
16				35	LODGE	112.0	35	LODGE	103.4
17				56	ATKINS	111.8	11	JONES	103.0
18				64	DURHAM	111.8	7	TOMS	102.9
19				25	STRUDWICK	111.6	79	STACEY	102.9
20				79	STACEY	111.4	12	RENDELL	102.7
21				2	BROUWERS	111.2	25	STRUDWICK	102.6
22				23	LLEWELLYN	111.2	2	BROUWERS	102.1
23				30	COOK	111.2	98	VRIES	101.9
24				99	CAMPBELL	110.7	64	DURHAM	101.5
25				7	TOMS	110.5	99	CAMPBELL	100.9
26				34	DELVES	110.0	3	CLAYTON	100.7
27				3	CLAYTON	109.6	34	DELVES	100.7
28				72	HORSMAN	109.6	24	FABER	100.3
29				24	FABER	108.4	72	HORSMAN	99.5
30				49	ALDERSON	106.5	49	ALDERSON	98.2
31				22	RODINK	106.3	22	RODINK	97.5

Weather / Track : Bright / Dry

Results can be found at www.tsl-timing.com

Knockhill

Circuit Length = 1.2669 miles

Start: 10:55 Flag 11:09 End: 11:10

Printed - 11:13 Sunday, 26 June 2016

MCRCB BULLETIN TK230

2016 MCE British Superbike Championship - Round 4

2016 HEL Performance British Motostar Championship

RACE 7 - BEST SECTORS

SECTOR 1			SECTOR 2			SECTOR 3			IDEAL / BEST COMPARISON						
POS	NO	NAME	TIME	NO	NAME	TIME	NO	NAME	TIME	POS	NO	NAME	IDEAL	BEST	DIFF
													PERFECT LAP	52.792	
1	86	NESBITT	17.150	86	NESBITT	20.653	86	NESBITT	14.989	1	86	NESBITT	52.792	52.841	0.049
2	12	RENDELL	17.409	47	ARCHER	20.847	26	SAEZ	15.124	2	12	RENDELL	53.485	53.566	0.081
3	47	ARCHER	17.524	35	LODGE	20.855	47	ARCHER	15.130	3	47	ARCHER	53.501	53.654	0.153
4	21	KERR	17.528	12	RENDELL	20.914	12	RENDELL	15.162	4	26	SAEZ	53.845	53.999	0.154
5	15	McMANUS	17.583	52	BOERBOOM	21.060	15	McMANUS	15.190	5	35	LODGE	53.880	54.101	0.221
6	26	SAEZ	17.612	69	BOOTH-AMOS	21.065	30	COOK	15.201	6	15	McMANUS	53.923	54.110	0.187
7	35	LODGE	17.663	26	SAEZ	21.109	52	BOERBOOM	15.206	7	52	BOERBOOM	53.930	54.086	0.156
8	52	BOERBOOM	17.664	15	McMANUS	21.150	20	MARKLUND	15.232	8	69	BOOTH-AMOS	53.999	54.074	0.075
9	69	BOOTH-AMOS	17.691	44	BEST	21.153	69	BOOTH-AMOS	15.243	9	21	KERR	54.154	54.310	0.156
10	2	BROUWERS	17.745	28	HINDLE	21.199	2	BROUWERS	15.309	10	2	BROUWERS	54.271	54.393	0.122
11	30	COOK	17.835	2	BROUWERS	21.217	35	LODGE	15.362	11	20	MARKLUND	54.438	54.864	0.426
12	44	BEST	17.837	21	KERR	21.219	23	LLEWELLYN	15.378	12	30	COOK	54.468	54.474	0.006
13	20	MARKLUND	17.866	20	MARKLUND	21.340	28	HINDLE	15.380	13	28	HINDLE	54.471	54.583	0.112
14	11	JONES	17.889	23	LLEWELLYN	21.382	21	KERR	15.407	14	44	BEST	54.485	54.555	0.070
15	28	HINDLE	17.892	11	JONES	21.417	11	JONES	15.455	15	23	LLEWELLYN	54.703	55.011	0.308
16	23	LLEWELLYN	17.943	30	COOK	21.432	44	BEST	15.495	16	11	JONES	54.761	54.953	0.192
17	99	CAMPBELL	17.971	98	VRIES	21.478	27	HODGE	15.538	17	3	CLAYTON	55.233	55.447	0.214
18	98	VRIES	17.995	64	DURHAM	21.547	3	CLAYTON	15.587	18	98	VRIES	55.252	55.525	0.273
19	7	TOMS	18.004	3	CLAYTON	21.563	79	STACEY	15.611	19	99	CAMPBELL	55.270	55.529	0.259
20	64	DURHAM	18.034	99	CAMPBELL	21.585	7	TOMS	15.625	20	7	TOMS	55.339	55.450	0.111
21	79	STACEY	18.036	25	STRUDWICK	21.663	25	STRUDWICK	15.699	21	64	DURHAM	55.355	55.670	0.315
22	34	DELVES	18.059	27	HODGE	21.684	99	CAMPBELL	15.714	22	79	STACEY	55.435	55.758	0.323
23	3	CLAYTON	18.083	72	HORSMAN	21.685	54	BURMAN	15.717	23	25	STRUDWICK	55.446	55.641	0.195
24	25	STRUDWICK	18.084	7	TOMS	21.710	64	DURHAM	15.774	24	27	HODGE	55.455	55.566	0.111
25	72	HORSMAN	18.173	34	DELVES	21.716	56	ATKINS	15.778	25	34	DELVES	55.651	55.706	0.055
26	27	HODGE	18.233	79	STACEY	21.788	98	VRIES	15.779	26	54	BURMAN	56.147	56.150	0.003
27	54	BURMAN	18.334	54	BURMAN	22.096	34	DELVES	15.876	27	72	HORSMAN	56.273		
28	56	ATKINS	18.431	24	FABER	22.225	24	FABER	15.931	28	56	ATKINS	56.541	56.733	0.192
29	22	RODINK	18.634	49	ALDERSON	22.228	22	RODINK	16.175	29	24	FABER	56.820	57.053	0.233
30	24	FABER	18.664	22	RODINK	22.296	49	ALDERSON	16.233	30	22	RODINK	57.105	57.229	0.124
31	49	ALDERSON	18.705	56	ATKINS	22.332	72	HORSMAN	16.415	31	49	ALDERSON	57.166	57.336	0.170

Weather / Track : Bright / Dry

Results can be found at www.tsl-timing.com

Knockhill

Circuit Length = 1.2669 miles

Start: 10:55 Flag 11:09 End: 11:10

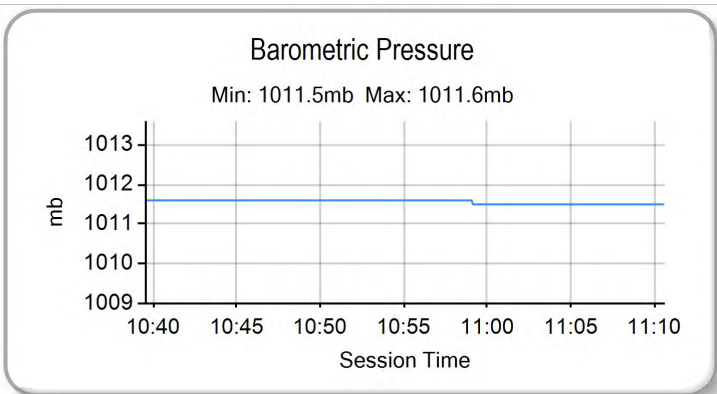
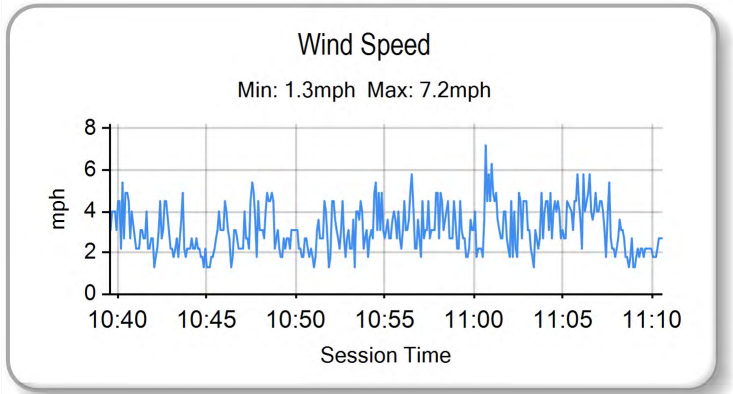
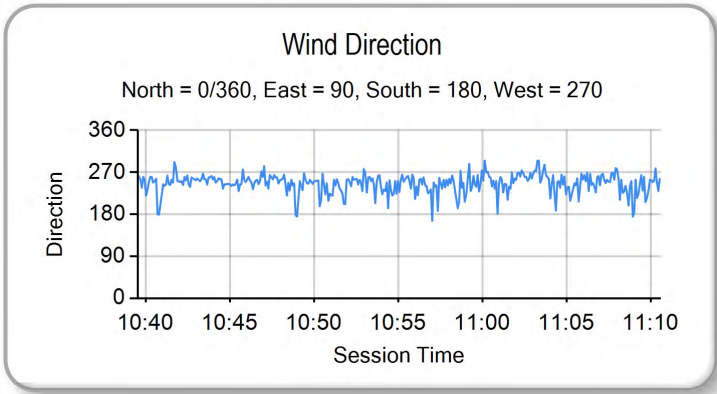
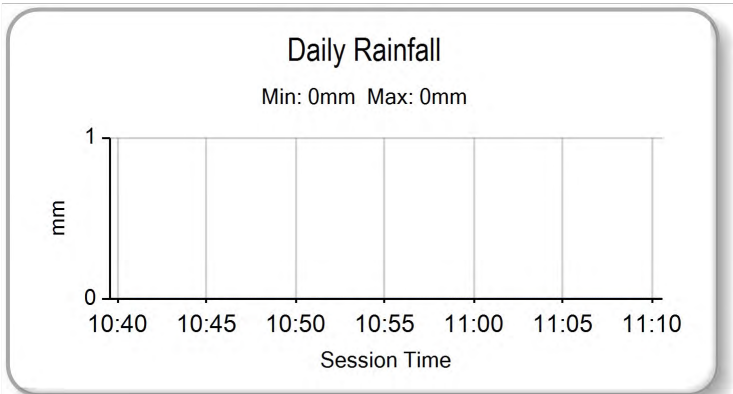
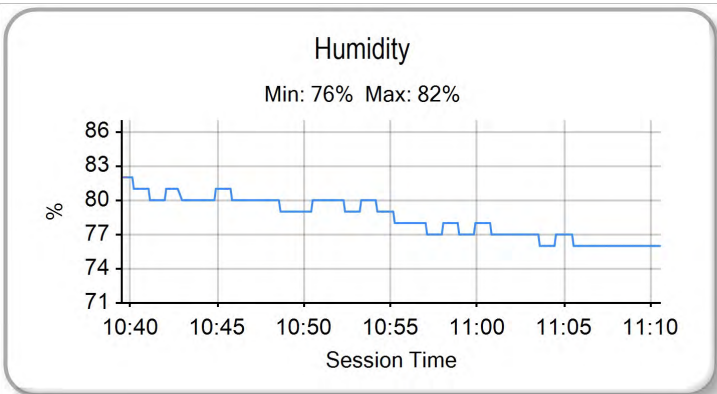
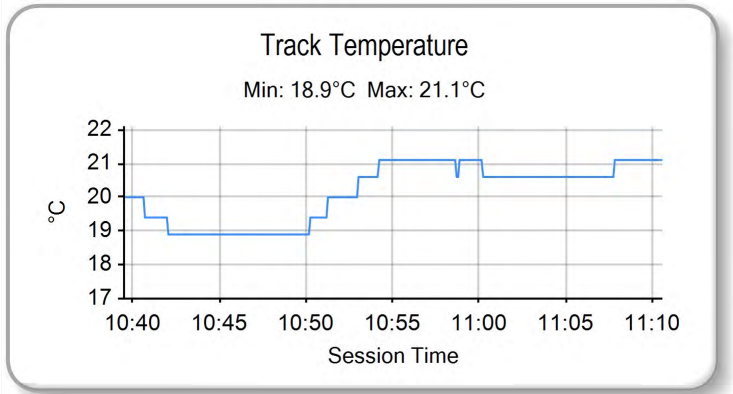
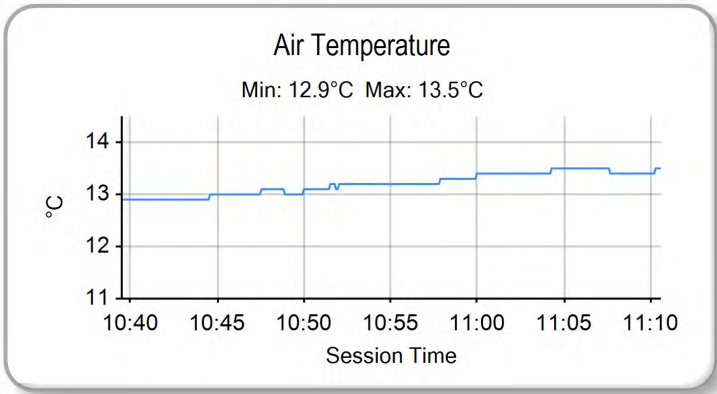
Printed - 11:13 Sunday, 26 June 2016

MCRCB BULLETIN TK231

2016 MCE British Superbike Championship - Round 4

2016 HEL Performance British Motostar Championship

RACE 7 - WEATHER CONDITIONS



Weather / Track : Bright / Dry

Results can be found at www.tsl-timing.com

Knockhill
Circuit Length = 1.2669 miles
Start: 10:55 Flag 11:09 End: 11:10

Printed - 11:14 Sunday, 26 June 2016



ROW 11				31	49 James ALDERSON		
ROW 10	30	22 Tasia RODINK	29	24 Shane FABER	28	56 Charlie ATKINS	
ROW 9		27	54 Sam BURMAN	26	79 Storm STACEY	25	34 Liam DELVES
ROW 8	24	64 Asher DURHAM	23	25 Thomas STRUDWICK	22	72 Cameron HORSMAN	
ROW 7		21	27 Josh HODGE	20	99 Stephen CAMPBELL	19	98 Tomas de VRIES
ROW 6	18	7 TJ TOMS	17	3 Mark CLAYTON	16	23 Sam LLEWELLYN	
ROW 5		15	11 Dan JONES	14	20 Joel MARKLUND	13	28 Lee HINDLE
ROW 4	12	44 Edmund BEST	11	30 Max COOK	10	2 Mike BROUWERS	
ROW 3		9	21 Richard KERR	8	15 Eugene McMANUS	7	35 Elliot LODGE
ROW 2	6	52 Jorel BOERBOOM	5	69 Tom BOOTH-AMOS	4	26 Dani SAEZ	
ROW 1		3	47 Jake ARCHER	2	12 Edward RENDELL	1	86 Charlie NESBITT
						Pole	

Knockhill
Circuit Length = 1.2669 miles

These results are provisional until the conclusion of any judicial and technical matters.

Clerk Of Course :		Timekeeper :
-------------------	--	--------------

Results can be found at www.britishsuperbike.com

Printed - 11:11 Sunday, 26 June 2016





POS	NO	CL	PIC NAME	ENTRY	LAPS	TIME	GAP	DIFF	MPH	BEST	ON
1	12		1 Edward RENDELL	Ten Kate Honda - Banks Racing	22	21:33.998			77.54	57.300	20
2	86		2 Charlie NESBITT	KTM - e3 motorsport / Redline KTM	22	21:40.947	6.949	6.949	77.13	57.201	21
3	52		3 Jorel BOERBOOM	Kalex KTM - FPW Racing	22	21:43.176	9.178	2.229	76.99	57.598	19
4	69		4 Tom BOOTH-AMOS	Tigcraft - FAB-Racing	22	21:44.683	10.685	1.507	76.91	57.452	21
5	47		5 Jake ARCHER	KTM FTR - City Lifting / RS Racing	22	21:47.489	13.491	2.806	76.74	58.034	19
6	44		6 Edmund BEST	KTM - SymCirrus Motorsport	22	21:52.860	18.862	5.371	76.43	57.950	16
7	2		7 Mike BROUWERS	Husqvarna - Joma / Brouwersracingteam	22	21:54.091	20.093	1.231	76.36	58.351	16
8	26		8 Dani SAEZ	Honda - GA Competition	22	22:15.260	41.262	21.169	75.14	58.954	22
9	3	S	1 Mark CLAYTON	Honda NSF - SP125	22	22:23.906	49.908	8.646	74.66	59.348	17
10	11	S	2 Dan JONES	Honda NSF - Jones Brothers Racing	22	22:26.804	52.806	2.898	74.50	59.521	15
11	23		9 Sam LLEWELLYN	Honda - Mammoth Motorsport	21	21:34.279	1 Lap	1 Lap	74.00	59.836	18
12	30		10 Max COOK	Repli-Cast - Repli-Cast UK Racing	21	21:39.162	1 Lap	4.883	73.72	1:00.248	17
13	99		11 Stephen CAMPBELL	Honda - Campbell Racing	21	21:41.884	1 Lap	2.722	73.57	59.731	18
14	98		12 Tomas de VRIES	Honda - DAT Racing	21	21:43.763	1 Lap	1.879	73.46	59.668	21
15	64	S	3 Asher DURHAM	Honda NSF - Cresswell Racing	21	21:46.487	1 Lap	2.724	73.31	1:00.168	20
16	7	S	4 TJ TOMS	Honda NSF - Wilson Racing	21	21:47.035	1 Lap	0.548	73.28	1:00.132	21
17	25	S	5 Thomas STRUDWICK	Honda NSF - Case Moto3	21	21:55.098	1 Lap	8.063	72.83	1:00.539	17
18	34	S	6 Liam DELVES	Honda NSF - Crucials Sauce / Banks Racing	21	22:01.541	1 Lap	6.443	72.47	1:00.747	12
19	79	S	7 Storm STACEY	Honda NSF - Repli-Cast UK Racing	21	22:06.701	1 Lap	5.160	72.19	1:00.201	21
20	56	S	8 Charlie ATKINS	Honda NSF - Wilson Racing	21	22:06.801	1 Lap	0.100	72.19	1:00.576	17
21	54		13 Sam BURMAN	KTM - TeamWNT / Burman Racing	21	22:11.380	1 Lap	4.579	71.94	1:01.764	20
22	24	S	9 Shane FABER	Honda NSF - Shane Faber Racing	21	22:25.143	1 Lap	13.763	71.20	1:01.836	12

NOT CLASSIFIED

DNF	20		Joel MARKLUND	Honda - Marklund Solutions / SP125	18	18:44.498	4 Laps	3 Laps	73.01	1:00.319	18
DNF	27		Josh HODGE	Honda - Road and Race Performance	17	17:48.006	5 Laps	1 Lap	72.60	1:01.314	5
DNF	49	S	James ALDERSON	Honda NSF - Young Riders Fund	17	19:12.735	5 Laps	1:24.729	67.26	1:05.404	15
DNF	21		Richard KERR	KTM - North West Racing	13	13:01.787	9 Laps	4 Laps	75.84	58.551	12
DNF	15		Eugene McMANUS	KTM - M.V. Commercial	12	12:02.536	10 Laps	1 Lap	75.75	58.749	12
DNF	22	S	Tasia RODINK	Honda NSF - GA Competition	8	9:22.969	14 Laps	4 Laps	64.81	1:04.883	5
DNF	72	S	Cameron HORSMAN	Honda NSF - FAB-Racing	6	6:24.789	16 Laps	2 Laps	71.12	1:02.045	6
DNF	35		Elliot LODGE	Honda - Essential Team Racing / SP125	0						
DNF	28		Lee HINDLE	KTM - JH Motorsport	0						

FASTEST LAP

86			Charlie NESBITT	KTM - e3 motorsport / Redline KTM	21	57.201		79.73 mph		128.32 kph	
3	S		Mark CLAYTON	Honda NSF - SP125	17	59.348		76.85 mph		123.68 kph	

Weather / Track : Rain / Wet

These results are provisional until the conclusion of any judicial and technical matters.

Knockhill

Circuit Length = 1.2669 miles

Start: 14:54 Flag 15:16 End: 15:17

Clerk Of Course :

Timekeeper :

Results can be found at www.britishsuperbike.com

Printed - 15:18 Sunday, 26 June 2016



MCRCB BULLETIN TK281

2016 MCE British Superbike Championship - Round 4

2016 HEL Performance British Motostar Championship

RACE 12 - CLASSIFICATION - AMENDED



POS	NO	CL	PIC NAME	ENTRY	LAPS	TIME	GAP	DIFF	MPH	BEST	ON
1	12		Edward RENDELL	Ten Kate Honda - Banks Racing	22	21:33.998			77.54	57.300	20
2	86		Charlie NESBITT	KTM - e3 motorsport / Redline KTM	22	21:40.947	6.949	6.949	77.13	57.201	21
3	52		Jorel BOERBOOM	Kalex KTM - FPW Racing	22	21:43.176	9.178	2.229	76.99	57.598	19
4	69		Tom BOOTH-AMOS	Tigcraft - FAB-Racing	22	21:44.683	10.685	1.507	76.91	57.452	21
5	47		Jake ARCHER	KTM FTR - City Lifting / RS Racing	22	21:47.489	13.491	2.806	76.74	58.034	19
6	44		Edmund BEST	KTM - SymCirrus Motorsport	22	21:52.860	18.862	5.371	76.43	57.950	16
7	2		Mike BROUWERS	Husqvarna - Joma / Brouwersracingteam	22	21:54.091	20.093	1.231	76.36	58.351	16
8	26		Dani SAEZ	Honda - GA Competition	22	22:15.260	41.262	21.169	75.14	58.954	22
9	3	S	Mark CLAYTON	Honda NSF - SP125	22	22:23.906	49.908	8.646	74.66	59.348	17
10	11	S	Dan JONES	Honda NSF - Jones Brothers Racing	22	22:26.804	52.806	2.898	74.50	59.521	15
11	23		Sam LLEWELLYN	Honda - Mammoth Motorsport	21	21:34.279	1 Lap	1 Lap	74.00	59.836	18
12	30		Max COOK	Repli-Cast - Repli-Cast UK Racing	21	21:39.162	1 Lap	4.883	73.72	1:00.248	17
13	99		Stephen CAMPBELL	Honda - Campbell Racing	21	21:41.884	1 Lap	2.722	73.57	59.731	18
14	98		Tomas de VRIES	Honda - DAT Racing	21	21:43.763	1 Lap	1.879	73.46	59.668	21
15	7	S	TJ TOMS	Honda NSF - Wilson Racing	21	21:47.035	1 Lap	3.272	73.28	1:00.132	21
16	25	S	Thomas STRUDWICK	Honda NSF - Case Moto3	21	21:55.098	1 Lap	8.063	72.83	1:00.539	17
17	64	S	Asher DURHAM	Honda NSF - Cresswell Racing	21	21:57.487	1 Lap	2.389	72.70	1:00.168	20
18	34	S	Liam DELVES	Honda NSF - Crucials Sauce / Banks Racing	21	22:01.541	1 Lap	4.054	72.47	1:00.747	12
19	79	S	Storm STACEY	Honda NSF - Repli-Cast UK Racing	21	22:06.701	1 Lap	5.160	72.19	1:00.201	21
20	56	S	Charlie ATKINS	Honda NSF - Wilson Racing	21	22:06.801	1 Lap	0.100	72.19	1:00.576	17
21	54		Sam BURMAN	KTM - TeamWNT / Burman Racing	21	22:11.380	1 Lap	4.579	71.94	1:01.764	20
22	24	S	Shane FABER	Honda NSF - Shane Faber Racing	21	22:25.143	1 Lap	13.763	71.20	1:01.836	12

NOT CLASSIFIED

DNF	20		Joel MARKLUND	Honda - Marklund Solutions / SP125	18	18:44.498	4 Laps	3 Laps	73.01	1:00.319	18
DNF	27		Josh HODGE	Honda - Road and Race Performance	17	17:48.006	5 Laps	1 Lap	72.60	1:01.314	5
DNF	49	S	James ALDERSON	Honda NSF - Young Riders Fund	17	19:12.735	5 Laps	1:24.729	67.26	1:05.404	15
DNF	21		Richard KERR	KTM - North West Racing	13	13:01.787	9 Laps	4 Laps	75.84	58.551	12
DNF	15		Eugene McMANUS	KTM - M.V. Commercial	12	12:02.536	10 Laps	1 Lap	75.75	58.749	12
DNF	22	S	Tasia RODINK	Honda NSF - GA Competition	8	9:22.969	14 Laps	4 Laps	64.81	1:04.883	5
DNF	72	S	Cameron HORSMAN	Honda NSF - FAB-Racing	6	6:24.789	16 Laps	2 Laps	71.12	1:02.045	6
DNF	35		Elliot LODGE	Honda - Essential Team Racing / SP125	0						
DNF	28		Lee HINDLE	KTM - JH Motorsport	0						

FASTEST LAP

86			Charlie NESBITT	KTM - e3 motorsport / Redline KTM	21	57.201	79.73 mph	128.32 kph
3	S		Mark CLAYTON	Honda NSF - SP125	17	59.348	76.85 mph	123.68 kph

#64 - 11 second penalty - starting from incorrect grid position

Weather / Track : Rain / Wet

These results are provisional until the conclusion of any judicial and technical matters.

Knockhill

Circuit Length = 1.2669 miles

Start: 14:54 Flag 15:16 End: 15:17

Clerk Of Course :	Timekeeper :
-------------------	--------------

Results can be found at www.britishsuperbike.com

Printed - 15:43 Sunday, 26 June 2016



2016 MCE British Superbike Championship - Round 4

2016 HEL Performance British Motostar Championship

RACE 12 - LAP CHART

LAP 1 @ 14:55:42.708

NO	BEHIND	LAP TIME
47		1:04.028
15	0.133	1:04.161
52	1.004	1:05.032
21	1.764	1:05.792
2	2.311	1:06.339
11	3.960	1:07.988
12	4.517	1:08.545
44	4.672	1:08.700
86	4.956	1:08.984
30	4.972	1:09.000
69	5.315	1:09.343
7	5.396	1:09.424
27	5.616	1:09.644
3	5.861	1:09.889
20	6.318	1:10.346
98	6.629	1:10.657
72	6.981	1:11.009
23	7.050	1:11.078
25	7.958	1:11.986
26	8.066	1:12.094
34	8.752	1:12.780
64	8.853	1:12.881
99	8.930	1:12.958
54	8.988	1:13.016
24	9.615	1:13.643
79	10.191	1:14.219
56	10.763	1:14.791
22	11.655	1:15.683
49	12.675	1:16.703

LAP 2 @ 14:56:44.229

NO	BEHIND	LAP TIME
47		1:01.521
15	0.297	1:01.685
52	1.601	1:02.118
21	1.958	1:01.715
2	2.342	1:01.552
44	5.087	1:01.936
69	5.260	1:01.466
12	5.380	1:02.384
86	5.554	1:02.119
11	6.006	1:03.567
30	7.058	1:03.607
27	7.428	1:03.333
3	7.976	1:03.636
20	8.292	1:03.495
7	9.118	1:05.243
26	9.176	1:02.631
72	9.573	1:04.113
98	10.106	1:04.998
23	10.372	1:04.843
25	11.077	1:04.640
34	11.489	1:04.258
64	11.687	1:04.355
99	12.166	1:04.757
54	12.492	1:05.025
24	14.131	1:06.037
79	14.901	1:06.231
56	15.379	1:06.137
22	16.467	1:06.333
49	19.833	1:08.679

LAP 4 @ 14:58:45.062

NO	BEHIND	LAP TIME
47		1:00.137
15	0.410	1:00.194
21	3.485	1:00.271
52	3.989	1:01.089
69	4.455	59.408
2	4.494	1:01.595
12	4.664	59.325
44	5.275	59.795
86	6.279	1:00.772
11	10.119	1:02.399
26	11.739	1:02.065
27	12.596	1:03.521
3	12.992	1:03.420
30	13.237	1:04.035
20	13.459	1:02.914
72	14.165	1:02.449
23	14.634	1:02.257
7	14.879	1:03.040
98	15.233	1:03.059
64	17.183	1:02.890
99	18.656	1:03.191
25	18.671	1:03.613
54	19.204	1:03.596
24	22.964	1:04.417
56	24.962	1:04.525
79	25.351	1:05.217
22	26.658	1:05.494
34	28.307	1:02.991
49	33.862	1:06.999

LAP 6 @ 15:00:44.766

NO	BEHIND	LAP TIME
47		59.992
15	0.626	1:00.015
69	3.101	59.159
12	3.605	59.185
21	3.788	1:00.112
52	4.196	59.748
44	5.128	1:00.428
2	5.143	59.933
86	5.372	59.269
26	13.667	1:00.785
11	14.375	1:01.945
3	16.217	1:01.499
27	16.403	1:02.197
30	17.182	1:01.682
23	17.267	1:01.006
20	18.530	1:02.452
72	18.703	1:02.045
98	19.359	1:01.686
7	19.474	1:02.185
64	20.385	1:00.959
99	22.947	1:01.557
25	24.156	1:02.094
54	25.172	1:02.577
24	30.995	1:03.911
34	33.125	1:02.060
56	33.541	1:04.108
79	33.666	1:03.908
22	36.846	1:05.009
49	47.041	1:05.813

LAP 8 @ 15:02:44.260

NO	BEHIND	LAP TIME
47		59.643
15	0.487	59.730
12	1.208	58.219
69	1.433	58.821
21	2.117	58.811
52	2.574	59.047
86	3.681	58.628
44	4.558	59.501
2	5.204	59.528
26	15.090	1:00.223
3	17.305	1:00.256
11	17.425	1:01.208
23	18.539	59.964
30	19.576	1:00.645
27	22.463	1:03.017
20	22.795	1:01.902
98	23.876	1:01.632
64	24.362	1:01.667
7	24.399	1:01.848
99	25.803	1:00.958
25	28.922	1:02.049
54	30.736	1:02.441
34	37.908	1:02.293
24	39.226	1:03.267
79	40.792	1:02.819
56	41.162	1:03.336

LAP 9 @ 15:03:43.378

NO	BEHIND	LAP TIME
12		57.910

47	0.696	59.814
15	1.080	59.711
69	1.649	59.334
21	1.759	58.760
52	2.093	58.637
86	2.932	58.369
49	1 Lap	1:08.481
44	4.388	58.948
2	5.419	59.333
26	15.949	59.977
3	18.246	1:00.059
22	1 Lap	1:34.912
11	18.585	1:00.278
23	19.524	1:00.103
30	21.680	1:01.222
27	26.443	1:03.098
20	26.543	1:02.866
98	26.982	1:02.224
7	27.033	1:01.752
64	27.422	1:02.178
99	27.616	1:00.931
25	31.782	1:01.978
54	34.341	1:02.723
34	40.427	1:01.637
24	43.921	1:03.813
79	43.976	1:02.302
56	44.873	1:02.829

LAP 10 @ 15:04:41.197

NO	BEHIND	LAP TIME
12		57.819
47	1.759	58.882
15	2.463	59.202
69	2.549	58.719
21	2.846	58.906
52	2.928	58.654
86	3.071	57.958
44	6.186	59.617
2	6.942	59.342
49	1 Lap	1:06.499
26	17.665	59.535
3	20.386	59.959
11	20.750	59.984
23	22.706	1:01.001
30	25.174	1:01.313
20	31.155	1:02.431
7	31.867	1:02.653
99	32.123	1:02.326
27	32.199	1:03.575
98	32.216	1:03.053
64	32.586	1:02.983
25	35.767	1:01.804
54	38.919	1:02.397
34	44.281	1:01.673
79	48.081	1:01.924
56	49.378	1:02.324
24	50.208	1:04.106

LAP 11 @ 15:05:38.623

NO	BEHIND	LAP TIME
12		57.426
47	3.054	58.721
52	3.520	58.018
15	3.844	58.807

Knockhill
 Circuit Length = 1.2669 miles
 Start: 14:54 Flag 15:16 End: 15:17

MCRCB BULLETIN TK272

2016 MCE British Superbike Championship - Round 4

2016 HEL Performance British Motostar Championship

RACE 12 - LAP CHART

69	3.860	58.737	26	25.765	1:00.299
21	4.151	58.731	3	29.447	1:00.005
86	4.215	58.570	11	29.781	1:00.159
44	7.986	59.226	23	35.174	1:02.409
2	8.400	58.884	30	36.589	1:01.578
26	20.564	1:00.325	49	1 Lap	1:06.978
49	1 Lap	1:06.079	99	43.428	1:00.659
3	23.083	1:00.123	20	44.231	1:01.190
11	23.309	59.985	98	44.852	1:01.383
23	26.609	1:01.329	7	45.345	1:01.725
30	28.653	1:00.905	64	45.423	1:01.415
20	35.689	1:01.960	27	45.862	1:01.919
7	36.059	1:01.618	25	49.059	1:01.772
99	36.465	1:01.768	54	52.852	1:02.083
98	36.695	1:01.905	34	55.388	1:01.380
27	37.125	1:02.352			
64	37.276	1:02.116			
25	40.457	1:02.116			
54	43.548	1:02.055			
34	48.063	1:01.208			
79	52.742	1:02.087			
56	53.488	1:01.536			
24	55.444	1:02.662			

LAP 12 @ 15:06:36.015

NO	BEHIND	LAP TIME
12		57.392
47	4.319	58.657
69	4.646	58.178
52	4.701	58.573
15	5.201	58.749
21	5.310	58.551
86	5.350	58.527
44	9.510	58.916
2	10.034	59.026
26	22.876	59.704
3	26.852	1:01.161
11	27.032	1:01.115
49	1 Lap	1:06.085
23	30.175	1:00.958
30	32.421	1:01.160
99	40.179	1:01.106
20	40.451	1:02.154
98	40.879	1:01.576
7	41.030	1:02.363
27	41.353	1:01.620
64	41.418	1:01.534
25	44.697	1:01.632
54	48.179	1:02.023
34	51.418	1:00.747
79	57.162	1:01.812

LAP 13 @ 15:07:33.425

NO	BEHIND	LAP TIME
12		57.410
56	1 Lap	1:01.870
24	1 Lap	1:01.836
47	5.342	58.433
52	5.625	58.334
86	6.394	58.454
21	7.042	59.142
69	7.267	1:00.031
44	10.659	58.559
2	11.170	58.546

Weather / Track : Rain / Wet

64	52.984	1:01.027
27	53.488	1:01.717
7	53.621	1:02.147
25	56.645	1:01.027

LAP 16 @ 15:10:26.384

NO	BEHIND	LAP TIME
12		57.532
49	2 Laps	1:06.492
34	1 Lap	1:01.519
54	1 Lap	1:03.321
86	7.974	57.787
52	8.211	57.658
47	9.163	58.545
69	9.587	58.571
79	1 Lap	1:00.905
56	1 Lap	1:00.771
44	12.954	57.950
2	14.124	58.351
24	1 Lap	1:02.626
26	31.250	59.465
3	35.212	59.431
11	36.479	59.883
23	45.045	1:00.277
30	45.834	1:00.311
99	53.458	1:00.762
98	55.024	1:00.957
20	55.748	1:00.956
64	56.024	1:00.572
7	56.999	1:00.910

LAP 17 @ 15:11:23.821

NO	BEHIND	LAP TIME
12		57.437
27	1 Lap	1:02.009
25	1 Lap	1:01.465
86	8.098	57.561
49	2 Laps	1:05.404
52	8.915	58.141
34	1 Lap	1:02.259
69	10.454	58.304
47	10.610	58.884
54	1 Lap	1:03.813
44	14.607	59.090
2	15.483	58.796
79	1 Lap	1:01.559
56	1 Lap	1:01.655
24	1 Lap	1:02.979
26	33.129	59.316
3	37.123	59.348
11	39.233	1:00.191
23	47.486	59.878
30	48.645	1:00.248
99	56.696	1:00.675

LAP 18 @ 15:12:22.035

NO	BEHIND	LAP TIME
12		58.214
98	1 Lap	1:00.699
20	1 Lap	1:00.727
64	1 Lap	1:00.841
7	1 Lap	1:00.860
27	1 Lap	1:02.337

25	1 Lap	1:00.539
86	7.346	57.462
52	8.312	57.611
69	10.336	58.096
47	11.605	59.209
34	1 Lap	1:01.578
44	15.030	58.637
2	15.918	58.649
54	1 Lap	1:03.923
49	2 Laps	1:08.007
79	1 Lap	1:01.038
56	1 Lap	1:00.576
24	1 Lap	1:02.998
26	34.140	59.225
3	38.354	59.445
11	41.002	59.983
23	49.108	59.836
30	51.504	1:01.073

LAP 19 @ 15:13:19.386

NO	BEHIND	LAP TIME
12		57.351
99	1 Lap	59.731
98	1 Lap	1:00.496
20	1 Lap	1:00.319
64	1 Lap	1:00.910
7	1 Lap	1:00.429
86	7.747	57.752
52	8.559	57.598
25	1 Lap	1:01.269
69	11.096	58.111
47	12.288	58.034
44	16.162	58.483
2	16.918	58.351
34	1 Lap	1:01.238
79	1 Lap	1:01.922
56	1 Lap	1:01.921
54	1 Lap	1:03.315
49	2 Laps	1:11.138
24	1 Lap	1:03.264
26	36.051	59.262
3	40.742	59.739
11	43.864	1:00.213
23	52.002	1:00.245
30	55.888	1:01.735

LAP 20 @ 15:14:16.686

NO	BEHIND	LAP TIME
12		57.300
99	1 Lap	59.831
98	1 Lap	1:00.051
86	8.000	57.553
64	1 Lap	1:00.657
7	1 Lap	1:00.746
52	9.099	57.840
69	11.473	57.677
25	1 Lap	1:01.003
47	13.205	58.217
44	17.414	58.552
2	18.237	58.619
34	1 Lap	1:01.300
79	1 Lap	1:01.299
56	1 Lap	1:01.197
54	1 Lap	1:02.457

26	38.975	1:00.224
24	1 Lap	1:03.464
3	43.117	59.675
11	47.230	1:00.666
23	55.153	1:00.451

LAP 21 @ 15:15:14.260

NO	BEHIND	LAP TIME
12		57.574
30	1 Lap	1:01.064
99	1 Lap	1:00.347
86	7.627	57.201
98	1 Lap	1:00.121
52	9.762	58.237
64	1 Lap	1:00.168
7	1 Lap	1:00.165
69	11.351	57.452
47	13.749	58.118
25	1 Lap	1:01.334
44	18.491	58.651
2	19.041	58.378
34	1 Lap	1:01.060
56	1 Lap	1:00.696
79	1 Lap	1:01.379
54	1 Lap	1:01.764
26	40.726	59.325
3	45.643	1:00.100
24	1 Lap	1:03.158
11	50.288	1:00.632

LAP 22 @ 15:16:12.678

NO	BEHIND	LAP TIME
12		58.418
23	1 Lap	1:01.120
30	1 Lap	1:01.504
86	6.949	57.740
99	1 Lap	1:00.138
52	9.178	57.834
98	1 Lap	59.668
69	10.685	57.752
64	1 Lap	1:00.183
7	1 Lap	1:00.132
47	13.491	58.160
44	18.862	58.789
2	20.093	59.470
25	1 Lap	1:02.671
34	1 Lap	1:01.210
79	1 Lap	1:00.201
56	1 Lap	1:00.725
54	1 Lap	1:02.730
26	41.262	58.954
3	49.908	1:02.683
24	1 Lap	1:03.271
11	52.806	1:00.936

Knockhill

Circuit Length = 1.2669 miles

Start: 14:54 Flag 15:16 End: 15:17

MCRCB BULLETIN TK273

2016 MCE British Superbike Championship - Round 4

2016 HEL Performance British Motostar Championship

RACE 12 - POSITION CHART

No	Name	Lap																						
		Pos	1	2	3	4	5	6	7	8	9	10	11	12	13	14	15	16	17	18	19	20	21	22
86	NESBITT	1	47	47	47	47	47	47	47	47	12	12	12	12	12	12	12	12	12	12	12	12	12	12
12	RENDELL	2	15	15	15	15	15	15	15	15	47	47	47	47	47	47	86	86	86	86	86	86	86	86
47	ARCHER	3	52	52	2	21	21	69	69	12	15	15	52	69	52	86	52	52	52	52	52	52	52	52
26	SAEZ	4	21	21	52	52	69	12	12	69	69	69	15	52	86	52	47	47	69	69	69	69	69	69
69	BOOTH-AMOS	5	2	2	21	69	12	21	21	21	21	21	69	15	21	69	69	69	47	47	47	47	47	47
52	BOERBOOM	6	11	44	69	2	52	52	52	52	52	21	21	69	44	44	44	44	44	44	44	44	44	44
35	LODGE	7	12	69	12	12	44	44	86	86	86	86	86	86	44	2	2	2	2	2	2	2	2	2
15	McMANUS	8	44	12	44	44	2	2	44	44	44	44	44	44	2	26	26	26	26	26	26	26	26	26
21	KERR	9	86	86	86	86	86	86	2	2	2	2	2	2	26	3	3	3	3	3	3	3	3	3
2	BROUWERS	10	30	11	11	11	11	26	26	26	26	26	26	26	3	11	11	11	11	11	11	11	11	11
30	COOK	11	69	30	27	26	26	11	11	3	3	3	3	3	11	23	23	23	23	23	23	23	23	23
44	BEST	12	7	27	30	27	27	3	3	11	11	11	11	11	23	30	30	30	30	30	30	30	30	30
28	HINDLE	13	27	3	3	3	3	27	23	23	23	23	23	23	30	99	99	99	99	99	99	99	99	99
20	MARKLUND	14	3	20	26	30	30	30	30	30	30	30	30	30	99	20	98	98	98	98	98	98	98	98
11	JONES	15	20	7	20	20	20	23	27	27	27	20	20	99	20	98	20	20	20	20	64	64	64	64
23	LLEWELLYN	16	98	26	72	72	23	20	20	20	20	7	7	20	98	7	64	64	64	64	7	7	7	7
3	CLAYTON	17	72	72	7	23	72	72	98	98	98	99	99	98	7	27	27	7	7	7	25	25	25	25
7	TOMS	18	23	98	98	7	7	98	7	64	7	27	98	7	64	64	7	27	27	25	34	34	34	34
98	VRIES	19	25	23	23	98	98	7	64	7	64	98	27	27	27	25	25	25	25	34	79	56	79	79
99	CAMPBELL	20	26	25	64	64	64	64	99	99	99	64	64	64	25	54	34	34	34	79	56	79	56	56
27	HODGE	21	34	34	25	99	99	99	25	25	25	25	25	25	54	34	54	54	54	56	54	54	54	54
72	HORSMAN	22	64	64	99	25	25	25	54	54	54	54	54	54	34	79	79	79	79	54	24	24	24	24
25	STRUDWICK	23	99	99	54	54	54	54	34	34	34	34	34	34	79	56	56	56	56	24				
64	DURHAM	24	54	54	24	24	24	24	24	24	24	79	79	79	56	24	24	24	24					
34	DELVES	25	24	24	79	56	56	34	56	79	79	56	56	56	24	49	49	49	49					
79	STACEY	26	79	79	56	79	79	56	79	56	56	24	24	24	49									
54	BURMAN	27	56	56	22	22	34	79	22	49	49	49	49	49										
56	ATKINS	28	22	22	34	34	22	22	49	22														
24	FABER	29	49	49	49	49	49	49																
22	RODINK	30																						
49	ALDERSON	31																						

Weather / Track : Rain / Wet

Results can be found at www.tsl-timing.com

Knockhill
 Circuit Length = 1.2669 miles
 Start: 14:54 Flag 15:16 End: 15:17

Printed - 15:19 Sunday, 26 June 2016

MCRCB BULLETIN TK274

2016 MCE British Superbike Championship - Round 4

2016 HEL Performance British Motostar Championship

RACE 12 - SECTOR ANALYSIS

SECTOR 1 = FL to I1, SECTOR 2 = I1 to I2, SECTOR 3 = I2 to FL, DIFF = Difference To Personal Best Lap

P1 12 Edward RENDELL		Ten Kate Honda - Banks Racing								
IDEAL LAP TIME : 57.066		BEST LAP TIME : 57.300		DIFFERENCE : 0.234						
LAP	SECTOR 1	SECTOR 2	SECTOR 3	LAP TIME	MPH	DIFF	TIME OF DAY			
1 -		25.075	105.6	17.457	100.0	1:08.545	66.54	11.245	14:55:47.225	
2 -	20.722	24.309	106.3	17.353	101.3	1:02.384	73.11	5.084	14:56:49.609	
3 -	20.117	23.986	107.8	16.689	101.0	1:00.792	75.02	3.492	14:57:50.401	
4 -	19.322	23.453	107.7	16.550	101.3	59.325	76.88	2.025	14:58:49.726	
5 -	19.392	23.579	108.2	16.489	100.4	59.460	76.70	2.160	14:59:49.186	
6 -	19.535	23.046	108.0	16.604	100.4	59.185	77.06	1.885	15:00:48.371	
7 -	19.068	23.352	109.1	16.458	101.2	58.878	77.46	1.578	15:01:47.249	
8 -	18.940	23.105	106.1	16.174	100.7	58.219	78.34	0.919	15:02:45.468	
9 -	18.867	22.858	106.6	16.185	100.4	57.910	78.76	0.610	15:03:43.378	
10 -	18.954	22.703	107.3	16.162	100.0	57.819	78.88	0.519	15:04:41.197	
11 -	18.708	22.500	105.6	16.218	100.7	57.426	79.42	0.126	15:05:38.623	
12 -	18.683	22.473	107.2	16.236	102.1	57.392 (3)	79.47	0.092	15:06:36.015	
13 -	18.651	22.514	106.8	16.245	100.9	57.410	79.44	0.110	15:07:33.425	
14 -	19.058	22.582	107.0	16.250	100.9	57.890	78.78	0.590	15:08:31.315	
15 -	18.700	22.339	107.5	16.498	101.3	57.537	79.27	0.237	15:09:28.852	
16 -	18.886	22.376	108.2	16.270	100.9	57.532	79.27	0.232	15:10:26.384	
17 -	18.850	22.463	108.7	16.124	100.4	57.437	79.41	0.137	15:11:23.821	
18 -	19.223	22.700	107.2	16.291	101.5	58.214	78.35	0.914	15:12:22.035	
19 -	18.671	22.448	107.3	16.232	100.9	57.351 (2)	79.52	0.051	15:13:19.386	
20 -	18.705	22.519	107.2	16.076	101.2	57.300 (1)	79.60		15:14:16.686	
21 -	18.764	22.702	107.2	16.108	101.0	57.574	79.22	0.274	15:15:14.260	
22 -	18.671	23.290	104.8	16.457	98.9	58.418	78.07	1.118	15:16:12.678	

P2 86 Charlie NESBITT		KTM - e3 motorsport / Redline KTM								
IDEAL LAP TIME : 57.030		BEST LAP TIME : 57.201		DIFFERENCE : 0.171						
LAP	SECTOR 1	SECTOR 2	SECTOR 3	LAP TIME	MPH	DIFF	TIME OF DAY			
1 -		25.305	111.8	17.487	107.7	1:08.984	66.11	11.783	14:55:47.664	
2 -	20.588	24.789	110.9	16.742	106.3	1:02.119	73.42	4.918	14:56:49.783	
3 -	20.117	23.942	112.5	16.727	105.6	1:00.786	75.03	3.585	14:57:50.569	
4 -	20.077	24.049	111.2	16.646	105.0	1:00.772	75.05	3.571	14:58:51.341	
5 -	19.593	23.397	111.4	16.538	106.0	59.528	76.62	2.327	14:59:50.869	
6 -	19.728	23.241	113.7	16.300	106.8	59.269	76.95	2.068	15:00:50.138	
7 -	19.408	23.231	112.7	16.536	105.8	59.175	77.07	1.974	15:01:49.313	
8 -	19.199	23.116	111.6	16.313	105.5	58.628	77.79	1.427	15:02:47.941	
9 -	19.028	22.841	112.0	16.500	103.8	58.369	78.14	1.168	15:03:46.310	
10 -	19.067	22.713	112.7	16.178	107.5	57.958	78.69	0.757	15:04:44.268	
11 -	19.234	22.992	113.9	16.344	107.2	58.570	77.87	1.369	15:05:42.838	
12 -	19.295	22.995	111.1	16.237	106.6	58.527	77.93	1.326	15:06:41.365	
13 -	19.777	22.806	113.9	15.871	105.8	58.454	78.02	1.253	15:07:39.819	
14 -	18.982	22.777	115.5	16.115	106.8	57.874	78.81	0.673	15:08:37.693	
15 -	19.550	23.043	114.7	16.285	105.6	58.878	77.46	1.677	15:09:36.571	
16 -	18.907	22.743	111.6	16.137	106.0	57.787	78.92	0.586	15:10:34.358	
17 -	18.787	22.757	112.4	16.017	105.6	57.561	79.23	0.360	15:11:31.919	
18 -	18.796	22.643	111.8	16.023	106.5	57.462 (2)	79.37	0.261	15:12:29.381	
19 -	18.802	22.986	112.5	15.964	106.5	57.752	78.97	0.551	15:13:27.133	
20 -	18.668	22.829	110.1	16.056	106.0	57.553 (3)	79.25	0.352	15:14:24.686	
21 -	18.781	22.491	113.3	15.929	105.6	57.201 (1)	79.73		15:15:21.887	
22 -	18.683	22.834	110.3	16.223	105.0	57.740	78.99	0.539	15:16:19.627	

P3 52 Jorel BOERBOOM		Kalex KTM - FPW Racing								
IDEAL LAP TIME : 57.203		BEST LAP TIME : 57.598		DIFFERENCE : 0.395						
LAP	SECTOR 1	SECTOR 2	SECTOR 3	LAP TIME	MPH	DIFF	TIME OF DAY			
1 -		24.665	108.7	17.131	103.7	1:05.032	70.13	7.434	14:55:43.712	
2 -	20.739	24.502	109.2	16.877	103.5	1:02.118	73.42	4.520	14:56:45.830	
3 -	20.499	24.808	107.3	16.825	104.0	1:02.132	73.41	4.534	14:57:47.962	
4 -	20.148	24.230	109.1	16.711	104.0	1:01.089	74.66	3.491	14:58:49.051	
5 -	19.758	23.846	109.2	16.559	103.8	1:00.163	75.81	2.565	14:59:49.214	
6 -	20.078	23.298	111.8	16.372	104.6	59.748	76.33	2.150	15:00:48.962	

Weather / Track : Rain / Wet

Knockhill
Circuit Length = 1.2669 miles
Start: 14:54 Flag 15:16 End: 15:17

MCRCB BULLETIN TK274

2016 MCE British Superbike Championship - Round 4

2016 HEL Performance British Motostar Championship

RACE 12 - SECTOR ANALYSIS

SECTOR 1 = FL to I1, SECTOR 2 = I1 to I2, SECTOR 3 = I2 to FL, DIFF = Difference To Personal Best Lap

7 -	19.250	23.323	112.0	16.252	105.8	58.825	77.53	1.227	15:01:47.787
8 -	19.298	23.513	111.2	16.236	104.2	59.047	77.24	1.449	15:02:46.834
9 -	19.050	23.268	111.1	16.319	105.0	58.637	77.78	1.039	15:03:45.471
10 -	19.072	23.159	112.0	16.423	105.8	58.654	77.76	1.056	15:04:44.125
11 -	18.945	23.109	112.0	15.964	104.8	58.018	78.61	0.420	15:05:42.143
12 -	19.257	23.018	111.1	16.298	104.6	58.573	77.87	0.975	15:06:40.716
13 -	19.407	22.957	112.0	15.970	104.6	58.334	78.18	0.736	15:07:39.050
14 -	19.586	22.902	112.5	16.358	106.0	58.846	77.50	1.248	15:08:37.896
15 -	19.534	23.089	112.9	16.418	105.1	59.041	77.25	1.443	15:09:36.937
16 -	19.076	22.471	112.4	16.111	105.0	57.658 (3)	79.10	0.060	15:10:34.595
17 -	18.883	23.199	112.5	16.059	104.6	58.141	78.44	0.543	15:11:32.736
18 -	19.001	22.691	112.0	15.919	105.5	57.611 (2)	79.17	0.013	15:12:30.347
19 -	18.897	22.757	112.2	15.944	105.8	57.598 (1)	79.18		15:13:27.945
20 -	18.902	22.896	111.1	16.042	106.1	57.840	78.85	0.242	15:14:25.785
21 -	19.070	22.859	111.6	16.308	103.0	58.237	78.31	0.639	15:15:24.022
22 -	18.813	22.797	111.4	16.224	103.5	57.834	78.86	0.236	15:16:21.856

P4 69	Tom BOOTH-AMOS	Tigcraft - FAB-Racing	
IDEAL LAP TIME : 57.312	BEST LAP TIME : 57.452	DIFFERENCE : 0.140	

LAP	SECTOR 1	SECTOR 2	SECTOR 3	LAP TIME	MPH	DIFF	TIME OF DAY		
1 -		25.041	109.4	17.711	102.1	1:09.343	65.77	11.891	14:55:48.023
2 -	20.604	24.071	110.3	16.791	102.6	1:01.466	74.20	4.014	14:56:49.489
3 -	20.120	23.918	108.4	16.582	101.5	1:00.620	75.24	3.168	14:57:50.109
4 -	19.481	23.341	109.6	16.586	101.2	59.408	76.77	1.956	14:58:49.517
5 -	19.408	23.382	109.2	16.401	101.6	59.191	77.05	1.739	14:59:48.708
6 -	19.315	23.453	108.2	16.391	101.2	59.159	77.09	1.707	15:00:47.867
7 -	19.453	23.299	109.1	16.253	101.9	59.005	77.30	1.553	15:01:46.872
8 -	19.232	23.420	110.0	16.169	102.6	58.821	77.54	1.369	15:02:45.693
9 -	19.190	23.471	110.0	16.673	101.0	59.334	76.87	1.882	15:03:45.027
10 -	19.099	23.285	111.8	16.335	101.3	58.719	77.67	1.267	15:04:43.746
11 -	19.047	23.289	111.2	16.401	102.6	58.737	77.65	1.285	15:05:42.483
12 -	19.166	22.901	111.8	16.111	102.9	58.178	78.39	0.726	15:06:40.661
13 -	20.617	23.341	110.3	16.073	103.0	1:00.031	75.97	2.579	15:07:40.692
14 -	19.742	22.778	109.4	15.937	102.9	58.457	78.02	1.005	15:08:39.149
15 -	19.006	22.933	110.0	16.312	103.5	58.251	78.30	0.799	15:09:37.400
16 -	19.061	22.731	109.1	16.779	102.7	58.571	77.87	1.119	15:10:35.971
17 -	19.042	23.117	110.1	16.145	102.4	58.304	78.22	0.852	15:11:34.275
18 -	19.483	22.632	109.8	15.981	102.9	58.096	78.50	0.644	15:12:32.371
19 -	19.146	22.849	109.1	16.116	101.0	58.111	78.48	0.659	15:13:30.482
20 -	19.077	22.616	110.1	15.984	102.4	57.677 (2)	79.08	0.225	15:14:28.159
21 -	18.845	22.555	110.5	16.052	99.2	57.452 (1)	79.38		15:15:25.611
22 -	18.970	22.530	110.3	16.252	94.1	57.752 (3)	78.97	0.300	15:16:23.363

P5 47	Jake ARCHER	KTM FTR - City Lifting / RS Racing	
IDEAL LAP TIME : 57.788	BEST LAP TIME : 58.034	DIFFERENCE : 0.246	

LAP	SECTOR 1	SECTOR 2	SECTOR 3	LAP TIME	MPH	DIFF	TIME OF DAY		
1 -		24.136	111.1	17.239	104.6	1:04.028	71.23	5.994	14:55:42.708
2 -	20.540	24.010	111.6	16.971	104.5	1:01.521	74.13	3.487	14:56:44.229
3 -	20.342	23.551	112.0	16.803	104.8	1:00.696	75.14	2.662	14:57:44.925
4 -	20.092	23.401	112.4	16.644	105.1	1:00.137	75.84	2.103	14:58:45.062
5 -	19.898	23.364	111.8	16.450	105.5	59.712	76.38	1.678	14:59:44.774
6 -	19.931	23.461	112.0	16.600	104.6	59.992	76.02	1.958	15:00:44.766
7 -	19.976	23.294	112.2	16.581	104.8	59.851	76.20	1.817	15:01:44.617
8 -	19.909	23.450	111.8	16.284	105.5	59.643	76.47	1.609	15:02:44.260
9 -	19.640	23.296	108.9	16.878	104.8	59.814	76.25	1.780	15:03:44.074
10 -	19.578	23.044	112.7	16.260	105.0	58.882	77.46	0.848	15:04:42.956
11 -	19.444	22.982	112.7	16.295	105.6	58.721	77.67	0.687	15:05:41.677
12 -	19.559	22.875	112.5	16.223	105.8	58.657	77.75	0.623	15:06:40.334
13 -	19.446	22.939	113.1	16.048	105.5	58.433	78.05	0.399	15:07:38.767
14 -	19.663	22.818	113.5	16.281	105.8	58.762	77.62	0.728	15:08:37.529
15 -	19.570	23.105	113.3	16.798	106.5	59.473	76.69	1.439	15:09:37.002
16 -	19.649	22.672	113.7	16.224	105.6	58.545	77.90	0.511	15:10:35.547
17 -	19.305	23.210	113.1	16.369	106.3	58.884	77.45	0.850	15:11:34.431

Weather / Track : Rain / Wet

Knockhill
 Circuit Length = 1.2669 miles
 Start: 14:54 Flag 15:16 End: 15:17

MCRCB BULLETIN TK274

2016 MCE British Superbike Championship - Round 4

2016 HEL Performance British Motostar Championship

RACE 12 - SECTOR ANALYSIS

SECTOR 1 = FL to I1, SECTOR 2 = I1 to I2, SECTOR 3 = I2 to FL, DIFF = Difference To Personal Best Lap

18 -	20.363	22.709	113.7	16.137	106.3	59.209	77.03	1.175	15:12:33.640
19 -	19.223	22.707	113.7	16.104	106.0	58.034 (1)	78.59		15:13:31.674
20 -	19.170	22.729	113.1	16.318	106.8	58.217	78.34	0.183	15:14:29.891
21 -	19.359	22.631	113.7	16.128	105.5	58.118	(2) 78.48	0.084	15:15:28.009
22 -	19.254	22.570	113.7	16.336	104.8	58.160	(3) 78.42	0.126	15:16:26.169

P6	44	Edmund BEST	KTM - SymCircus Motorsport						
IDEAL LAP TIME : 57.796		BEST LAP TIME : 57.950		DIFFERENCE : 0.154					

LAP	SECTOR 1	SECTOR 2	SECTOR 3	LAP TIME	MPH	DIFF	TIME OF DAY		
1 -		25.787	111.1	17.257	104.6	1:08.700	66.39	10.750	14:55:47.380
2 -	20.254	24.497	109.4	17.185	104.2	1:01.936	73.64	3.986	14:56:49.316
3 -	20.153	24.111	110.9	16.962	104.8	1:01.226	74.49	3.276	14:57:50.542
4 -	19.782	23.442	112.0	16.571	105.0	59.795	76.27	1.845	14:58:50.337
5 -	19.460	23.265	112.4	16.404	105.3	59.129	77.13	1.179	14:59:49.466
6 -	20.695	23.293	112.5	16.440	105.0	1:00.428	75.48	2.478	15:00:49.894
7 -	19.442	23.454	110.5	16.527	104.3	59.423	76.75	1.473	15:01:49.317
8 -	19.660	23.200	112.0	16.641	104.6	59.501	76.65	1.551	15:02:48.818
9 -	19.392	23.042	111.2	16.514	103.7	58.948	77.37	0.998	15:03:47.766
10 -	19.682	23.169	110.9	16.766	104.2	59.617	76.50	1.667	15:04:47.383
11 -	19.532	22.981	110.5	16.713	103.5	59.226	77.01	1.276	15:05:46.609
12 -	19.438	23.018	110.3	16.460	104.2	58.916	77.41	0.966	15:06:45.525
13 -	19.399	22.752	110.7	16.408	104.5	58.559	77.88	0.609	15:07:44.084
14 -	19.419	22.922	110.9	16.405	103.7	58.746	77.64	0.796	15:08:42.830
15 -	19.204	22.887	111.6	16.467	104.8	58.558	77.89	0.608	15:09:41.388
16 -	19.100	22.780	111.1	16.070	105.1	57.950 (1)	78.70		15:10:39.338
17 -	19.360	23.381	110.5	16.349	104.2	59.090	77.18	1.140	15:11:38.428
18 -	19.041	23.391	110.7	16.205	104.8	58.637	77.78	0.687	15:12:37.065
19 -	18.974	22.997	110.9	16.512	105.1	58.483	(2) 77.99	0.533	15:13:35.548
20 -	19.272	22.889	110.9	16.391	104.2	58.552	(3) 77.89	0.602	15:14:34.100
21 -	19.383	23.021	111.6	16.247	104.0	58.651	77.76	0.701	15:15:32.751
22 -	19.329	23.030	110.3	16.430	105.1	58.789	77.58	0.839	15:16:31.540

P7	2	Mike BROUWERS	Husqvarna - Joma / Brouwersracingteam						
IDEAL LAP TIME : 58.163		BEST LAP TIME : 58.351		DIFFERENCE : 0.188					

LAP	SECTOR 1	SECTOR 2	SECTOR 3	LAP TIME	MPH	DIFF	TIME OF DAY		
1 -		24.884	106.0	17.627	99.5	1:06.339	68.75	7.988	14:55:45.019
2 -	20.275	24.291	106.5	16.986	100.4	1:01.552	74.10	3.201	14:56:46.571
3 -	20.103	24.497	106.0	16.790	97.9	1:01.390	74.29	3.039	14:57:47.961
4 -	20.514	24.047	106.3	17.034	100.1	1:01.595	74.05	3.244	14:58:49.556
5 -	19.781	23.583	108.0	17.056	100.6	1:00.420	75.49	2.069	14:59:49.976
6 -	19.722	23.642	107.7	16.569	100.1	59.933	76.10	1.582	15:00:49.909
7 -	19.842	23.673	107.0	16.512	101.0	1:00.027	75.98	1.676	15:01:49.936
8 -	19.462	23.549	107.5	16.517	99.8	59.528	76.62	1.177	15:02:49.464
9 -	19.474	23.415	107.0	16.444	98.8	59.333	76.87	0.982	15:03:48.797
10 -	19.547	23.363	108.4	16.432	99.8	59.342	76.86	0.991	15:04:48.139
11 -	19.267	23.208	107.0	16.409	100.1	58.884	77.45	0.533	15:05:47.023
12 -	19.294	23.232	107.3	16.500	100.1	59.026	77.27	0.675	15:06:46.049
13 -	19.251	22.931	107.5	16.364	100.9	58.546	77.90	0.195	15:07:44.595
14 -	19.375	23.193	107.3	16.268	100.9	58.836	77.52	0.485	15:08:43.431
15 -	19.287	23.047	107.8	16.392	101.5	58.726	77.66	0.375	15:09:42.157
16 -	19.126	23.093	106.5	16.132	101.0	58.351 (1)	78.16		15:10:40.508
17 -	19.243	23.232	108.4	16.321	100.7	58.796	77.57	0.445	15:11:39.304
18 -	19.312	23.060	108.4	16.277	100.4	58.649	77.76	0.298	15:12:37.953
19 -	19.100	23.016	107.7	16.235	100.7	58.351 (1)	78.16		15:13:36.304
20 -	19.170	23.036	107.3	16.413	100.4	58.619	77.80	0.268	15:14:34.923
21 -	19.144	22.998	107.7	16.236	100.9	58.378	(3) 78.13	0.027	15:15:33.301
22 -	19.112	23.905	105.5	16.453	100.4	59.470	76.69	1.119	15:16:32.771

P8	26	Dani SAEZ	Honda - GA Competition						
IDEAL LAP TIME : 58.841		BEST LAP TIME : 58.954		DIFFERENCE : 0.113					

LAP	SECTOR 1	SECTOR 2	SECTOR 3	LAP TIME	MPH	DIFF	TIME OF DAY		
1 -		26.775	109.6	18.043	102.7	1:12.094	63.26	13.140	14:55:50.774

Weather / Track : Rain / Wet

Knockhill
Circuit Length = 1.2669 miles
Start: 14:54 Flag 15:16 End: 15:17

MCRCB BULLETIN TK274

2016 MCE British Superbike Championship - Round 4

2016 HEL Performance British Motostar Championship

RACE 12 - SECTOR ANALYSIS

SECTOR 1 = FL to I1, SECTOR 2 = I1 to I2, SECTOR 3 = I2 to FL, DIFF = Difference To Personal Best Lap

2 -	20.769	24.885	110.1	16.977	102.9	1:02.631	72.82	3.677	14:56:53.405
3 -	20.151	24.218	110.1	16.962	103.2	1:01.331	74.36	2.377	14:57:54.736
4 -	20.684	24.587	108.9	16.794	101.9	1:02.065	73.48	3.111	14:58:56.801
5 -	20.119	24.128	109.2	16.600	101.8	1:00.847	74.96	1.893	14:59:57.648
6 -	19.973	24.114	109.1	16.698	101.9	1:00.785	75.03	1.831	15:00:58.433
7 -	20.097	23.828	108.7	16.769	102.1	1:00.694	75.14	1.740	15:01:59.127
8 -	19.785	23.727	108.9	16.711	101.6	1:00.223	75.73	1.269	15:02:59.350
9 -	19.741	23.674	108.5	16.562	101.3	59.977	76.04	1.023	15:03:59.327
10 -	19.608	23.475	109.1	16.452	102.1	59.535	76.61	0.581	15:04:58.862
11 -	19.716	23.452	108.9	17.157	101.3	1:00.325	75.60	1.371	15:05:59.187
12 -	19.739	23.408	109.1	16.557	101.8	59.704	76.39	0.750	15:06:58.891
13 -	20.000	23.577	109.1	16.722	101.8	1:00.299	75.64	1.345	15:07:59.190
14 -	19.884	23.446	109.1	16.448	101.5	59.778	76.30	0.824	15:08:58.968
15 -	19.707	23.200	109.2	16.294	102.6	59.201 (2)	77.04	0.247	15:09:58.169
16 -	19.795	23.232	108.9	16.438	101.8	59.465	76.70	0.511	15:10:57.634
17 -	19.679	23.296	109.2	16.341	102.2	59.316	76.89	0.362	15:11:56.950
18 -	19.639	23.286	109.4	16.300	102.4	59.225 (3)	77.01	0.271	15:12:56.175
19 -	19.555	23.288	108.2	16.419	102.7	59.262	76.96	0.308	15:13:55.437
20 -	19.568	24.203	108.5	16.453	102.2	1:00.224	75.73	1.270	15:14:55.661
21 -	19.820	23.267	109.1	16.238	101.9	59.325	76.88	0.371	15:15:54.986
22 -	19.610	23.048	109.2	16.296	101.9	58.954 (1)	77.36		15:16:53.940

P9	3 S	Mark CLAYTON			Honda NSF - SP125				
IDEAL LAP TIME : 59.001		BEST LAP TIME : 59.348			DIFFERENCE : 0.347				

LAP	SECTOR 1	SECTOR 2	SECTOR 3	LAP TIME	MPH	DIFF	TIME OF DAY		
1 -		25.642	104.3	18.936	99.5	1:09.889	65.26	10.541	14:55:48.569
2 -	21.211	24.771	105.1	17.654	98.8	1:03.636	71.67	4.288	14:56:52.205
3 -	20.406	24.440	106.0	17.583	98.8	1:02.429	73.06	3.081	14:57:54.634
4 -	21.009	24.753	107.7	17.658	98.2	1:03.420	71.91	4.072	14:58:58.054
5 -	20.177	24.201	104.6	17.052	98.8	1:01.430	74.24	2.082	14:59:59.484
6 -	20.040	24.461	104.0	16.998	98.5	1:01.499	74.16	2.151	15:01:00.983
7 -	19.720	23.660	105.1	16.946	98.6	1:00.326	75.60	0.978	15:02:01.309
8 -	19.583	23.753	107.5	16.920	98.8	1:00.256	75.69	0.908	15:03:01.565
9 -	19.501	23.676	104.6	16.882	97.6	1:00.059	75.94	0.711	15:04:01.624
10 -	19.625	23.464	104.6	16.870	99.2	59.959	76.07	0.611	15:05:01.583
11 -	19.668	23.567	104.2	16.888	99.4	1:00.123	75.86	0.775	15:06:01.706
12 -	19.976	24.281	103.4	16.904	98.3	1:01.161	74.57	1.813	15:07:02.867
13 -	19.788	23.446	104.5	16.771	99.2	1:00.005	76.01	0.657	15:08:02.872
14 -	19.704	23.237	105.0	16.841	98.9	59.782	76.29	0.434	15:09:02.654
15 -	19.567	23.099	105.8	16.845	98.5	59.511	76.64	0.163	15:10:02.165
16 -	19.446	23.400	105.3	16.585	99.5	59.431 (2)	76.74	0.083	15:11:01.596
17 -	19.317	23.428	104.8	16.603	99.4	59.348 (1)	76.85		15:12:00.944
18 -	19.362	23.308	105.3	16.775	98.6	59.445 (3)	76.72	0.097	15:13:00.389
19 -	19.378	23.368	105.1	16.993	99.1	59.739	76.35	0.391	15:14:00.128
20 -	19.523	23.361	105.0	16.791	99.2	59.675	76.43	0.327	15:14:59.803
21 -	19.468	23.738	104.6	16.894	97.8	1:00.100	75.89	0.752	15:15:59.903
22 -	20.197	24.249	102.6	18.237	93.4	1:02.683	72.76	3.335	15:17:02.586

P10	11 S	Dan JONES			Honda NSF - Jones Brothers Racing				
IDEAL LAP TIME : 59.415		BEST LAP TIME : 59.521			DIFFERENCE : 0.106				

LAP	SECTOR 1	SECTOR 2	SECTOR 3	LAP TIME	MPH	DIFF	TIME OF DAY		
1 -		25.244	105.5	17.952	99.7	1:07.988	67.08	8.467	14:55:46.668
2 -	21.363	24.638	104.5	17.566	100.6	1:03.567	71.75	4.046	14:56:50.235
3 -	20.574	24.590	105.6	17.383	99.2	1:02.547	72.92	3.026	14:57:52.782
4 -	20.579	24.513	105.6	17.307	99.4	1:02.399	73.09	2.878	14:58:55.181
5 -	20.273	24.025	106.3	17.717	89.4	1:02.015	73.54	2.494	14:59:57.196
6 -	20.740	24.176	106.8	17.029	100.0	1:01.945	73.63	2.424	15:00:59.141
7 -	20.106	24.059	106.3	17.171	99.7	1:01.336	74.36	1.815	15:02:00.477
8 -	20.166	23.946	106.3	17.096	100.3	1:01.208	74.51	1.687	15:03:01.685
9 -	19.804	23.791	107.2	16.683	99.7	1:00.278	75.66	0.757	15:04:01.963
10 -	19.685	23.743	106.8	16.556	100.1	59.984	76.03	0.463	15:05:01.947
11 -	19.540	23.550	106.6	16.895	99.4	59.985	76.03	0.464	15:06:01.932
12 -	19.967	24.184	105.1	16.964	99.8	1:01.115	74.63	1.594	15:07:03.047

Weather / Track : Rain / Wet

Knockhill
Circuit Length = 1.2669 miles
Start: 14:54 Flag 15:16 End: 15:17

MCRCB BULLETIN TK274

2016 MCE British Superbike Championship - Round 4

2016 HEL Performance British Motostar Championship

RACE 12 - SECTOR ANALYSIS

SECTOR 1 = FL to I1, SECTOR 2 = I1 to I2, SECTOR 3 = I2 to FL, DIFF = Difference To Personal Best Lap

13 -	20.107	23.367	106.5	16.685	100.1	1:00.159	75.81	0.638	15:08:03.206
14 -	19.910	23.545	107.2	16.798	99.7	1:00.253	75.69	0.732	15:09:03.459
15 -	19.626	23.319	106.8	16.576	100.1	59.521 (1)	76.63		15:10:02.980
16 -	19.593	23.600	106.8	16.690	99.7	59.883 (2)	76.16	0.362	15:11:02.863
17 -	19.827	23.504	106.5	16.860	100.0	1:00.191	75.77	0.670	15:12:03.054
18 -	19.761	23.563	107.0	16.659	100.3	59.983 (3)	76.04	0.462	15:13:03.037
19 -	19.702	23.704	106.0	16.807	100.4	1:00.213	75.74	0.692	15:14:03.250
20 -	19.800	23.895	106.1	16.971	99.8	1:00.666	75.18	1.145	15:15:03.916
21 -	20.045	23.636	105.3	16.951	100.3	1:00.632	75.22	1.111	15:16:04.548
22 -	20.033	23.747	106.1	17.156	96.0	1:00.936	74.85	1.415	15:17:05.484

P11	23	Sam LLEWELLYN			Honda - Mammoth Motorsport				
IDEAL LAP TIME : 59.704		BEST LAP TIME : 59.836			DIFFERENCE : 0.132				
LAP	SECTOR 1	SECTOR 2	SECTOR 3	LAP TIME	MPH	DIFF	TIME OF DAY		
1 -		26.261	105.8	18.143	101.9	1:11.078	64.17	11.242	14:55:49.758
2 -	21.401	25.117	108.9	18.325	100.1	1:04.843	70.34	5.007	14:56:54.601
3 -	20.685	24.662	107.5	17.491	101.6	1:02.838	72.58	3.002	14:57:57.439
4 -	20.609	24.503	108.2	17.145	101.9	1:02.257	73.26	2.421	14:58:59.696
5 -	20.401	24.021	109.2	16.909	102.2	1:01.331	74.36	1.495	15:00:01.027
6 -	19.806	24.248	107.3	16.952	102.9	1:01.006	74.76	1.170	15:01:02.033
7 -	19.962	23.981	106.8	16.859	101.9	1:00.802	75.01	0.966	15:02:02.835
8 -	19.728	23.651	107.0	16.585	101.6	59.964 (3)	76.06	0.128	15:03:02.799
9 -	19.718	23.824	106.1	16.561	101.5	1:00.103	75.88	0.267	15:04:02.902
10 -	20.087	24.155	107.0	16.759	101.2	1:01.001	74.77	1.165	15:05:03.903
11 -	20.175	24.303	106.0	16.851	101.3	1:01.329	74.37	1.493	15:06:05.232
12 -	20.194	23.925	106.6	16.839	100.7	1:00.958	74.82	1.122	15:07:06.190
13 -	21.274	24.306	105.8	16.829	101.2	1:02.409	73.08	2.573	15:08:08.599
14 -	20.765	24.447	105.6	16.819	101.2	1:02.031	73.52	2.195	15:09:10.630
15 -	19.981	23.998	105.6	16.543	102.1	1:00.522	75.36	0.686	15:10:11.152
16 -	19.795	23.888	106.0	16.594	101.6	1:00.277	75.66	0.441	15:11:11.429
17 -	19.685	23.532	106.5	16.661	101.2	59.878 (2)	76.17	0.042	15:12:11.307
18 -	19.629	23.646	106.6	16.561	102.2	59.836 (1)	76.22		15:13:11.143
19 -	19.776	23.789	105.6	16.680	101.3	1:00.245	75.70	0.409	15:14:11.388
20 -	19.743	23.895	106.5	16.813	97.5	1:00.451	75.45	0.615	15:15:11.839
21 -	20.029	24.284	105.8	16.807	100.7	1:01.120	74.62	1.284	15:16:12.959

P12	30	Max COOK			Repli-Cast - Repli-Cast UK Racing				
IDEAL LAP TIME : 1:00.091		BEST LAP TIME : 1:00.248			DIFFERENCE : 0.157				
LAP	SECTOR 1	SECTOR 2	SECTOR 3	LAP TIME	MPH	DIFF	TIME OF DAY		
1 -		25.953	105.5	18.137	100.3	1:09.000	66.10	8.752	14:55:47.680
2 -	21.237	25.267	106.5	17.103	100.7	1:03.607	71.70	3.359	14:56:51.287
3 -	20.713	24.866	105.5	17.398	100.1	1:02.977	72.42	2.729	14:57:54.264
4 -	21.018	24.980	107.2	18.037	99.8	1:04.035	71.22	3.787	14:58:58.299
5 -	20.619	24.557	106.1	16.791	100.1	1:01.967	73.60	1.719	15:00:00.266
6 -	20.310	24.594	106.6	16.778	100.3	1:01.682	73.94	1.434	15:01:01.948
7 -	20.418	24.316	106.3	16.509	101.0	1:01.243	74.47	0.995	15:02:03.191
8 -	20.001	24.279	106.6	16.365	100.9	1:00.645 (3)	75.21	0.397	15:03:03.836
9 -	20.028	24.538	106.5	16.656	100.3	1:01.222	74.50	0.974	15:04:05.058
10 -	20.222	24.348	107.0	16.743	99.7	1:01.313	74.39	1.065	15:05:06.371
11 -	20.141	24.243	106.0	16.521	100.7	1:00.905	74.88	0.657	15:06:07.276
12 -	20.079	24.340	106.0	16.741	98.5	1:01.160	74.57	0.912	15:07:08.436
13 -	20.362	24.569	106.5	16.647	100.1	1:01.578	74.07	1.330	15:08:10.014
14 -	20.262	24.441	107.2	16.514	100.3	1:01.217	74.50	0.969	15:09:11.231
15 -	20.062	24.120	107.0	16.494	100.7	1:00.676	75.17	0.428	15:10:11.907
16 -	19.983	24.000	107.5	16.328	99.7	1:00.311 (2)	75.62	0.063	15:11:12.218
17 -	19.763	24.076	106.1	16.409	99.8	1:00.248 (1)	75.70		15:12:12.466
18 -	20.018	24.338	105.1	16.717	99.8	1:01.073	74.68	0.825	15:13:13.539
19 -	20.276	24.458	104.8	17.001	99.1	1:01.735	73.88	1.487	15:14:15.274
20 -	20.482	24.118	106.0	16.464	99.7	1:01.064	74.69	0.816	15:15:16.338
21 -	20.121	24.335	104.0	17.048	96.4	1:01.504	74.15	1.256	15:16:17.842

Weather / Track : Rain / Wet

Knockhill
Circuit Length = 1.2669 miles
Start: 14:54 Flag 15:16 End: 15:17

MCRCB BULLETIN TK274

2016 MCE British Superbike Championship - Round 4

2016 HEL Performance British Motostar Championship

RACE 12 - SECTOR ANALYSIS

SECTOR 1 = FL to I1, SECTOR 2 = I1 to I2, SECTOR 3 = I2 to FL, DIFF = Difference To Personal Best Lap

P13 99		Stephen CAMPBELL		Honda - Campbell Racing					
IDEAL LAP TIME : 59.667		BEST LAP TIME : 59.731		DIFFERENCE : 0.064					
LAP	SECTOR 1	SECTOR 2	SECTOR 3	LAP TIME	MPH	DIFF	TIME OF DAY		
1 -		26.447	104.6	19.373	98.5	1:12.958	62.51	13.227	14:55:51.638
2 -	21.416	25.240	107.0	18.101	98.9	1:04.757	70.43	5.026	14:56:56.395
3 -	20.917	25.203	105.0	18.012	98.9	1:04.132	71.12	4.401	14:58:00.527
4 -	20.877	24.810	106.5	17.504	98.3	1:03.191	72.17	3.460	14:59:03.718
5 -	20.229	24.391	106.3	17.818	98.9	1:02.438	73.05	2.707	15:00:06.156
6 -	19.984	24.064	106.0	17.509	98.8	1:01.557	74.09	1.826	15:01:07.713
7 -	19.936	24.131	105.6	17.325	99.2	1:01.392	74.29	1.661	15:02:09.105
8 -	19.886	23.974	106.1	17.098	98.9	1:00.958	74.82	1.227	15:03:10.063
9 -	20.121	23.549	107.0	17.261	99.5	1:00.931	74.85	1.200	15:04:10.994
10 -	20.193	24.926	107.5	17.207	97.1	1:02.326	73.18	2.595	15:05:13.320
11 -	20.309	24.401	105.1	17.058	99.5	1:01.768	73.84	2.037	15:06:15.088
12 -	19.923	24.450	107.0	16.733	98.5	1:01.106	74.64	1.375	15:07:16.194
13 -	19.781	23.801	106.0	17.077	99.5	1:00.659	75.19	0.928	15:08:16.853
14 -	20.147	23.900	105.5	17.199	98.9	1:01.246	74.47	1.515	15:09:18.099
15 -	20.176	23.602	106.0	17.203	98.9	1:00.981	74.79	1.250	15:10:19.080
16 -	20.004	23.768	105.5	16.990	98.3	1:00.762	75.06	1.031	15:11:19.842
17 -	19.880	23.741	106.0	17.054	99.2	1:00.675	75.17	0.944	15:12:20.517
18 -	19.593	23.351	107.3	16.787	99.5	59.731 (1)	76.36		15:13:20.248
19 -	19.583	23.504	106.1	16.744	99.5	59.831 (2)	76.23	0.100	15:14:20.079
20 -	19.832	23.635	106.3	16.880	98.9	1:00.347	75.58	0.616	15:15:20.426
21 -	19.676	23.390	105.6	17.072	99.2	1:00.138 (3)	75.84	0.407	15:16:20.564

P14 98		Tomas de VRIES		Honda - DAT Racing					
IDEAL LAP TIME : 59.668		BEST LAP TIME : 59.668		DIFFERENCE : 0.000					
LAP	SECTOR 1	SECTOR 2	SECTOR 3	LAP TIME	MPH	DIFF	TIME OF DAY		
1 -		26.275	104.5	18.361	99.4	1:10.657	64.55	10.989	14:55:49.337
2 -	21.352	25.576	106.1	18.070	98.2	1:04.998	70.17	5.330	14:56:54.335
3 -	20.584	24.782	106.1	17.535	99.4	1:02.901	72.51	3.233	14:57:57.236
4 -	20.668	24.800	107.0	17.591	99.4	1:03.059	72.33	3.391	14:59:00.295
5 -	20.531	24.331	107.3	17.282	98.9	1:02.144	73.39	2.476	15:00:02.439
6 -	20.189	24.297	108.7	17.200	99.8	1:01.686	73.94	2.018	15:01:04.125
7 -	20.167	24.899	106.0	17.313	98.9	1:02.379	73.11	2.711	15:02:06.504
8 -	20.216	24.406	106.6	17.010	99.5	1:01.632	74.00	1.964	15:03:08.136
9 -	20.077	24.809	107.5	17.338	98.6	1:02.224	73.30	2.556	15:04:10.360
10 -	20.533	25.008	106.8	17.512	99.2	1:03.053	72.33	3.385	15:05:13.413
11 -	20.113	24.599	105.6	17.193	99.1	1:01.905	73.67	2.237	15:06:15.318
12 -	20.040	24.427	108.7	17.109	99.2	1:01.576	74.07	1.908	15:07:16.894
13 -	20.291	24.055	107.2	17.037	96.4	1:01.383	74.30	1.715	15:08:18.277
14 -	20.034	23.977	108.0	17.061	99.1	1:01.072	74.68	1.404	15:09:19.349
15 -	20.034	24.136	106.3	16.932	99.2	1:01.102	74.64	1.434	15:10:20.451
16 -	19.896	24.087	105.8	16.974	99.4	1:00.957	74.82	1.289	15:11:21.408
17 -	19.758	23.945	105.8	16.996	98.5	1:00.699	75.14	1.031	15:12:22.107
18 -	19.837	23.824	106.5	16.835	99.7	1:00.496	75.39	0.828	15:13:22.603
19 -	19.488	23.760	106.0	16.803	100.3	1:00.051 (2)	75.95	0.383	15:14:22.654
20 -	19.578	23.757	105.5	16.786	99.7	1:00.121 (3)	75.86	0.453	15:15:22.775
21 -	19.466	23.437	106.5	16.765	99.5	59.668 (1)	76.44		15:16:22.443

P15 64 S		Asher DURHAM		Honda NSF - Cresswell Racing					
IDEAL LAP TIME : 59.983		BEST LAP TIME : 1:00.168		DIFFERENCE : 0.185					
LAP	SECTOR 1	SECTOR 2	SECTOR 3	LAP TIME	MPH	DIFF	TIME OF DAY		
1 -		26.574	105.5	18.998	98.1	1:12.881	62.58	12.713	14:55:51.561
2 -	21.184	25.117	105.0	18.054	98.9	1:04.355	70.87	4.187	14:56:55.916
3 -	20.763	25.142	102.1	17.534	96.4	1:03.439	71.89	3.271	14:57:59.355
4 -	20.542	24.587	105.1	17.761	97.5	1:02.890	72.52	2.722	14:59:02.245
5 -	20.213	24.330	104.6	17.404	98.2	1:01.947	73.62	1.779	15:00:04.192
6 -	19.964	23.950	105.5	17.045	98.9	1:00.959	74.82	0.791	15:01:05.151
7 -	19.763	24.659	106.6	17.382	100.1	1:01.804	73.79	1.636	15:02:06.955
8 -	20.363	24.427	107.5	16.877	99.1	1:01.667	73.96	1.499	15:03:08.622

Weather / Track : Rain / Wet

Knockhill
Circuit Length = 1.2669 miles
Start: 14:54 Flag 15:16 End: 15:17

MCRCB BULLETIN TK274

2016 MCE British Superbike Championship - Round 4

2016 HEL Performance British Motostar Championship

RACE 12 - SECTOR ANALYSIS

SECTOR 1 = FL to I1, SECTOR 2 = I1 to I2, SECTOR 3 = I2 to FL, DIFF = Difference To Personal Best Lap

9 -	20.299	24.273	107.0	17.606	98.6	1:02.178	73.35	2.010	15:04:10.800
10 -	20.671	24.838	104.8	17.474	99.8	1:02.983	72.41	2.815	15:05:13.783
11 -	20.585	24.113	104.6	17.418	98.6	1:02.116	73.42	1.948	15:06:15.899
12 -	20.123	24.267	105.5	17.144	98.3	1:01.534	74.12	1.366	15:07:17.433
13 -	20.496	23.913	107.5	17.006	100.1	1:01.415	74.26	1.247	15:08:18.848
14 -	20.472	24.220	106.5	17.269	100.0	1:01.961	73.61	1.793	15:09:20.809
15 -	20.118	24.029	105.3	16.880	98.5	1:01.027	74.73	0.859	15:10:21.836
16 -	19.725	23.810	105.6	17.037	99.4	1:00.572 (3)	75.30	0.404	15:11:22.408
17 -	19.739	24.248	105.6	16.854	99.4	1:00.841	74.96	0.673	15:12:23.249
18 -	19.827	24.001	104.5	17.082	98.9	1:00.910	74.88	0.742	15:13:24.159
19 -	19.530	24.268	103.0	16.859	98.9	1:00.657	75.19	0.489	15:14:24.816
20 -	19.666	23.677	105.6	16.825	98.6	1:00.168 (1)	75.80		15:15:24.984
21 -	19.730	23.677	104.3	16.776	98.2	1:00.183 (2)	75.78	0.015	15:16:25.167

P16 7 S TJ TOMS

Honda NSF - Wilson Racing

IDEAL LAP TIME : 59.975

BEST LAP TIME : 1:00.132

DIFFERENCE : 0.157

LAP	SECTOR 1	SECTOR 2	SECTOR 3	LAP TIME	MPH	DIFF	TIME OF DAY		
1 -		25.920	106.3	18.372	99.1	1:09.424	65.69	9.292	14:55:48.104
2 -	21.853	25.498	106.5	17.892	99.8	1:05.243	69.90	5.111	14:56:53.347
3 -	20.860	25.081	106.0	17.613	100.1	1:03.554	71.76	3.422	14:57:56.901
4 -	20.701	24.694	106.8	17.645	100.3	1:03.040	72.35	2.908	14:58:59.941
5 -	20.573	24.408	107.0	17.133	100.1	1:02.114	73.43	1.982	15:00:02.055
6 -	20.317	24.465	106.6	17.403	99.5	1:02.185	73.34	2.053	15:01:04.240
7 -	20.313	24.903	106.6	17.355	100.1	1:02.571	72.89	2.439	15:02:06.811
8 -	20.342	24.482	106.6	17.024	100.6	1:01.848	73.74	1.716	15:03:08.659
9 -	20.093	24.346	108.4	17.313	99.1	1:01.752	73.86	1.620	15:04:10.411
10 -	20.652	24.883	108.4	17.118	99.2	1:02.653	72.79	2.521	15:05:13.064
11 -	20.205	24.409	106.1	17.004	100.1	1:01.618	74.02	1.486	15:06:14.682
12 -	20.251	24.794	107.7	17.318	99.5	1:02.363	73.13	2.231	15:07:17.045
13 -	20.462	24.275	107.2	16.988	99.8	1:01.725	73.89	1.593	15:08:18.770
14 -	20.440	24.241	106.8	16.875	99.5	1:01.556	74.09	1.424	15:09:20.326
15 -	20.234	24.598	107.0	17.315	100.9	1:02.147	73.39	2.015	15:10:22.473
16 -	20.012	24.061	106.6	16.837	99.4	1:00.910	74.88	0.778	15:11:23.383
17 -	20.027	23.914	107.3	16.919	101.0	1:00.860	74.94	0.728	15:12:24.243
18 -	19.884	23.719	107.3	16.826	101.2	1:00.429 (3)	75.47	0.297	15:13:24.672
19 -	19.785	24.122	105.1	16.839	100.6	1:00.746	75.08	0.614	15:14:25.418
20 -	19.914	23.510	107.8	16.741	98.8	1:00.165 (2)	75.81	0.033	15:15:25.583
21 -	19.724	23.594	107.3	16.814	100.6	1:00.132 (1)	75.85		15:16:25.715

P17 25 S Thomas STRUDWICK

Honda NSF - Case Moto3

IDEAL LAP TIME : 1:00.469

BEST LAP TIME : 1:00.539

DIFFERENCE : 0.070

LAP	SECTOR 1	SECTOR 2	SECTOR 3	LAP TIME	MPH	DIFF	TIME OF DAY		
1 -		26.722	107.0	18.305	100.0	1:11.986	63.36	11.447	14:55:50.666
2 -	21.358	25.201	106.8	18.081	98.9	1:04.640	70.56	4.101	14:56:55.306
3 -	20.906	25.820	105.1	18.088	98.2	1:04.814	70.37	4.275	14:58:00.120
4 -	21.134	24.759	105.5	17.720	100.0	1:03.613	71.70	3.074	14:59:03.733
5 -	20.631	24.616	106.6	17.848	99.8	1:03.095	72.28	2.556	15:00:06.828
6 -	20.387	24.260	106.3	17.447	99.7	1:02.094	73.45	1.555	15:01:08.922
7 -	20.296	24.634	105.5	17.281	99.7	1:02.211	73.31	1.672	15:02:11.133
8 -	20.208	24.348	105.6	17.493	99.7	1:02.049	73.50	1.510	15:03:13.182
9 -	20.295	24.252	105.6	17.431	99.8	1:01.978	73.59	1.439	15:04:15.160
10 -	20.295	24.178	106.3	17.331	95.7	1:01.804	73.79	1.265	15:05:16.964
11 -	20.301	24.478	105.5	17.337	100.3	1:02.116	73.42	1.577	15:06:19.080
12 -	20.232	24.168	106.3	17.232	99.7	1:01.632	74.00	1.093	15:07:20.712
13 -	20.464	24.104	106.1	17.204	100.1	1:01.772	73.83	1.233	15:08:22.484
14 -	20.626	24.203	106.5	17.157	100.4	1:01.986	73.58	1.447	15:09:24.470
15 -	20.136	23.899	106.6	16.992	98.3	1:01.027 (3)	74.73	0.488	15:10:25.497
16 -	20.814	23.856	105.5	16.795	100.3	1:01.465	74.20	0.926	15:11:26.962
17 -	19.818	23.921	106.5	16.800	101.2	1:00.539 (1)	75.34		15:12:27.501
18 -	20.106	24.100	107.2	17.063	100.7	1:01.269	74.44	0.730	15:13:28.770
19 -	19.933	24.128	105.8	16.942	100.6	1:01.003 (2)	74.76	0.464	15:14:29.773
20 -	20.078	24.030	106.5	17.226	100.1	1:01.334	74.36	0.795	15:15:31.107
21 -	20.293	24.903	100.9	17.475	99.5	1:02.671	72.77	2.132	15:16:33.778

Knockhill

Circuit Length = 1.2669 miles

Start: 14:54 Flag 15:16 End: 15:17

Weather / Track : Rain / Wet

MCRCB BULLETIN TK274

2016 MCE British Superbike Championship - Round 4

2016 HEL Performance British Motostar Championship

RACE 12 - SECTOR ANALYSIS

SECTOR 1 = FL to I1, SECTOR 2 = I1 to I2, SECTOR 3 = I2 to FL, DIFF = Difference To Personal Best Lap

P18 34 S Liam DELVES		Honda NSF - Crucials Sauce / Banks Racing							
IDEAL LAP TIME : 1:00.665		BEST LAP TIME : 1:00.747		DIFFERENCE : 0.082					
LAP	SECTOR 1	SECTOR 2		SECTOR 3		LAP TIME	MPH	DIFF	TIME OF DAY
1 -		26.732	105.0	18.490	97.5	1:12.780	62.66	12.033	14:55:51.460
2 -	20.969	25.155	105.5	18.134	97.6	1:04.258	70.98	3.511	14:56:55.718
3 -	20.677	35.557	100.1	18.426	97.1	1:14.660	61.09	13.913	14:58:10.378
4 -	20.829	24.513	103.8	17.649	97.6	1:02.991	72.40	2.244	14:59:13.369
5 -	20.246	24.582	104.3	17.634	98.2	1:02.462	73.02	1.715	15:00:15.831
6 -	20.266	24.517	105.1	17.277	97.9	1:02.060	73.49	1.313	15:01:17.891
7 -	20.122	24.568	104.5	17.294	98.1	1:01.984	73.58	1.237	15:02:19.875
8 -	20.251	24.687	103.4	17.355	97.1	1:02.293	73.22	1.546	15:03:22.168
9 -	20.281	24.249	103.5	17.107	97.6	1:01.637	73.99	0.890	15:04:23.805
10 -	20.155	24.420	103.8	17.098	97.2	1:01.673	73.95	0.926	15:05:25.478
11 -	20.135	24.082	103.7	16.991	97.6	1:01.208 (3)	74.51	0.461	15:06:26.686
12 -	20.032	23.917	104.0	16.798	97.9	1:00.747 (1)	75.08		15:07:27.433
13 -	20.195	24.093	104.5	17.092	97.9	1:01.380	74.30	0.633	15:08:28.813
14 -	20.108	24.068	105.5	17.068	97.8	1:01.244	74.47	0.497	15:09:30.057
15 -	20.123	24.333	103.7	17.063	97.9	1:01.519	74.14	0.772	15:10:31.576
16 -	20.127	24.375	104.5	17.757	97.5	1:02.259	73.26	1.512	15:11:33.835
17 -	20.489	24.082	104.8	17.007	98.3	1:01.578	74.07	0.831	15:12:35.413
18 -	20.182	24.064	104.6	16.992	98.2	1:01.238	74.48	0.491	15:13:36.651
19 -	20.081	24.042	103.8	17.177	97.6	1:01.300	74.40	0.553	15:14:37.951
20 -	20.012	24.077	104.0	16.971	97.8	1:01.060 (2)	74.69	0.313	15:15:39.011
21 -	19.950	24.182	104.3	17.078	97.5	1:01.210	74.51	0.463	15:16:40.221

P19 79 S Storm STACEY		Honda NSF - Repli-Cast UK Racing							
IDEAL LAP TIME : 1:00.201		BEST LAP TIME : 1:00.201		DIFFERENCE : 0.000					
LAP	SECTOR 1	SECTOR 2		SECTOR 3		LAP TIME	MPH	DIFF	TIME OF DAY
1 -		27.191	100.7	19.102	98.6	1:14.219	61.45	14.018	14:55:52.899
2 -	21.824	25.768	105.1	18.639	98.8	1:06.231	68.86	6.030	14:56:59.130
3 -	21.436	26.078	104.8	18.552	98.8	1:06.066	69.03	5.865	14:58:05.196
4 -	22.020	25.328	105.6	17.869	99.4	1:05.217	69.93	5.016	14:59:10.413
5 -	21.036	25.328	104.8	17.747	99.7	1:04.111	71.14	3.910	15:00:14.524
6 -	21.070	25.165	106.5	17.673	100.4	1:03.908	71.36	3.707	15:01:18.432
7 -	20.716	25.467	106.1	17.618	100.4	1:03.801	71.48	3.600	15:02:22.233
8 -	20.897	24.764	107.5	17.158	99.1	1:02.819	72.60	2.618	15:03:25.052
9 -	20.467	24.548	106.6	17.287	99.8	1:02.302	73.20	2.101	15:04:27.354
10 -	20.374	24.607	105.3	16.943	100.0	1:01.924	73.65	1.723	15:05:29.278
11 -	20.544	24.481	105.6	17.062	98.8	1:02.087	73.46	1.886	15:06:31.365
12 -	20.578	24.379	106.3	16.855	99.1	1:01.812	73.79	1.611	15:07:33.177
13 -	20.493	24.376	105.8	17.070	100.4	1:01.939	73.63	1.738	15:08:35.116
14 -	20.309	24.442	105.6	17.211	99.7	1:01.962	73.61	1.761	15:09:37.078
15 -	20.213	23.941	106.8	16.751	100.0	1:00.905 (2)	74.88	0.704	15:10:37.983
16 -	20.401	24.376	105.6	16.782	99.5	1:01.559	74.09	1.358	15:11:39.542
17 -	20.150	24.079	106.5	16.809	100.9	1:01.038 (3)	74.72	0.837	15:12:40.580
18 -	20.164	24.876	106.3	16.882	100.7	1:01.922	73.65	1.721	15:13:42.502
19 -	20.339	24.233	105.6	16.727	100.7	1:01.299	74.40	1.098	15:14:43.801
20 -	20.544	24.045	107.0	16.790	100.1	1:01.379	74.31	1.178	15:15:45.180
21 -	19.772	23.814	107.3	16.615	100.3	1:00.201 (1)	75.76		15:16:45.381

P20 56 S Charlie ATKINS		Honda NSF - Wilson Racing							
IDEAL LAP TIME : 1:00.431		BEST LAP TIME : 1:00.576		DIFFERENCE : 0.145					
LAP	SECTOR 1	SECTOR 2		SECTOR 3		LAP TIME	MPH	DIFF	TIME OF DAY
1 -		27.130	99.7	19.086	102.4	1:14.791	60.98	14.215	14:55:53.471
2 -	21.829	25.906	104.0	18.402	101.6	1:06.137	68.96	5.561	14:56:59.608
3 -	21.557	26.028	105.0	18.306	101.8	1:05.891	69.22	5.315	14:58:05.499
4 -	21.518	25.199	105.5	17.808	101.6	1:04.525	70.68	3.949	14:59:10.024
5 -	21.156	25.537	106.5	17.482	101.5	1:04.175	71.07	3.599	15:00:14.199
6 -	21.152	25.160	107.2	17.796	102.2	1:04.108	71.14	3.532	15:01:18.307
7 -	20.609	25.384	104.3	17.786	101.9	1:03.779	71.51	3.203	15:02:22.086
8 -	20.706	24.930	106.0	17.700	101.9	1:03.336	72.01	2.760	15:03:25.422

Knockhill
 Circuit Length = 1.2669 miles
 Start: 14:54 Flag 15:16 End: 15:17

Weather / Track : Rain / Wet

MCRCB BULLETIN TK274

2016 MCE British Superbike Championship - Round 4

2016 HEL Performance British Motostar Championship

RACE 12 - SECTOR ANALYSIS

SECTOR 1 = FL to I1, SECTOR 2 = I1 to I2, SECTOR 3 = I2 to FL, DIFF = Difference To Personal Best Lap

9 -	20.643	24.768	107.2	17.418	102.7	1:02.829	72.59	2.253	15:04:28.251
10 -	20.549	24.757	107.5	17.018	102.6	1:02.324	73.18	1.748	15:05:30.575
11 -	20.336	24.285	108.7	16.915	102.2	1:01.536	74.12	0.960	15:06:32.111
12 -	20.306	24.440	106.6	17.124	102.4	1:01.870	73.72	1.294	15:07:33.981
13 -	20.532	24.247	107.5	17.037	102.4	1:01.816	73.78	1.240	15:08:35.797
14 -	20.322	24.280	104.5	17.541	104.0	1:02.143	73.39	1.567	15:09:37.940
15 -	19.986	24.029	108.7	16.756	102.7	1:00.771	75.05	0.195	15:10:38.711
16 -	20.381	24.234	109.1	17.040	102.4	1:01.655	73.97	1.079	15:11:40.366
17 -	20.032	23.824	108.5	16.720	103.7	1:00.576 (1)	75.29		15:12:40.942
18 -	20.313	24.577	107.0	17.031	103.7	1:01.921	73.66	1.345	15:13:42.863
19 -	20.282	24.245	108.9	16.670	103.7	1:01.197	74.53	0.621	15:14:44.060
20 -	20.039	24.031	108.2	16.626	102.9	1:00.696 (2)	75.14	0.120	15:15:44.756
21 -	19.981	23.971	106.3	16.773	104.2	1:00.725 (3)	75.11	0.149	15:16:45.481

P21	54	Sam BURMAN	KTM - TeamWNT / Burman Racing						
IDEAL LAP TIME : 1:01.496		BEST LAP TIME : 1:01.764		DIFFERENCE : 0.268					

LAP	SECTOR 1	SECTOR 2	SECTOR 3	LAP TIME	MPH	DIFF	TIME OF DAY		
1 -		26.881	107.7	18.565	104.0	1:13.016	62.46	11.252	14:55:51.696
2 -	21.676	25.373	110.5	17.976	102.7	1:05.025	70.14	3.261	14:56:56.721
3 -	21.197	25.172	108.4	17.580	104.0	1:03.949	71.32	2.185	14:58:00.670
4 -	21.219	24.870	110.9	17.507	104.8	1:03.596	71.72	1.832	14:59:04.266
5 -	20.788	24.847	111.6	17.460	104.8	1:03.095	72.28	1.331	15:00:07.361
6 -	20.596	24.684	111.1	17.297	104.3	1:02.577	72.88	0.813	15:01:09.938
7 -	20.720	24.566	110.3	17.331	104.3	1:02.617	72.84	0.853	15:02:12.555
8 -	20.748	24.453	110.1	17.240	104.3	1:02.441	73.04	0.677	15:03:14.996
9 -	20.675	24.669	110.3	17.379	103.7	1:02.723	72.71	0.959	15:04:17.719
10 -	20.618	24.692	110.5	17.087	104.6	1:02.397	73.09	0.633	15:05:20.116
11 -	20.377	24.502	110.7	17.176	104.6	1:02.055 (3)	73.50	0.291	15:06:22.171
12 -	20.442	24.453	111.1	17.128	104.2	1:02.023 (2)	73.53	0.259	15:07:24.194
13 -	20.519	24.375	110.9	17.189	105.0	1:02.083	73.46	0.319	15:08:26.277
14 -	20.891	24.516	110.9	17.053	104.0	1:02.460	73.02	0.696	15:09:28.737
15 -	20.966	25.120	110.0	17.235	104.0	1:03.321	72.03	1.557	15:10:32.058
16 -	20.913	25.503	107.7	17.397	104.5	1:03.813	71.47	2.049	15:11:35.871
17 -	20.736	25.229	107.0	17.958	103.4	1:03.923	71.35	2.159	15:12:39.794
18 -	20.736	25.175	107.8	17.404	105.8	1:03.315	72.03	1.551	15:13:43.109
19 -	21.002	24.588	110.7	16.867	105.1	1:02.457	73.02	0.693	15:14:45.566
20 -	20.572	24.252	111.1	16.940	104.6	1:01.764 (1)	73.84		15:15:47.330
21 -	20.779	24.703	110.3	17.248	103.8	1:02.730	72.71	0.966	15:16:50.060

P22	24 S	Shane FABER	Honda NSF - Shane Faber Racing						
IDEAL LAP TIME : 1:01.836		BEST LAP TIME : 1:01.836		DIFFERENCE : 0.000					

LAP	SECTOR 1	SECTOR 2	SECTOR 3	LAP TIME	MPH	DIFF	TIME OF DAY		
1 -		26.816	102.7	18.761	98.5	1:13.643	61.93	11.807	14:55:52.323
2 -	21.741	25.863	103.7	18.433	96.5	1:06.037	69.06	4.201	14:56:58.360
3 -	21.607	25.455	101.6	18.187	97.6	1:05.249	69.90	3.413	14:58:03.609
4 -	21.294	25.355	102.1	17.768	97.9	1:04.417	70.80	2.581	14:59:08.026
5 -	20.902	25.263	102.7	17.659	97.6	1:03.824	71.46	1.988	15:00:11.850
6 -	21.082	25.221	102.7	17.608	97.3	1:03.911	71.36	2.075	15:01:15.761
7 -	21.247	25.559	102.4	17.652	98.1	1:04.458	70.76	2.622	15:02:20.219
8 -	20.613	24.988	103.2	17.666	97.9	1:03.267	72.09	1.431	15:03:23.486
9 -	20.797	25.335	102.1	17.681	97.8	1:03.813	71.47	1.977	15:04:27.299
10 -	21.034	25.674	103.4	17.398	97.9	1:04.106	71.14	2.270	15:05:31.405
11 -	20.653	24.699	103.7	17.310	98.3	1:02.662 (3)	72.78	0.826	15:06:34.067
12 -	20.321	24.469	103.7	17.046	98.8	1:01.836 (1)	73.76		15:07:35.903
13 -	20.546	24.488	103.8	17.839	98.8	1:02.873	72.54	1.037	15:08:38.776
14 -	21.045	24.689	103.7	17.553	98.6	1:03.287	72.07	1.451	15:09:42.063
15 -	20.620	24.706	102.6	17.300	98.1	1:02.626 (2)	72.83	0.790	15:10:44.689
16 -	20.932	24.830	102.6	17.217	98.2	1:02.979	72.42	1.143	15:11:47.668
17 -	20.596	25.084	103.0	17.318	98.2	1:02.998	72.40	1.162	15:12:50.666
18 -	20.660	25.365	101.2	17.239	97.8	1:03.264	72.09	1.428	15:13:53.930
19 -	20.696	25.453	101.8	17.315	98.3	1:03.464	71.86	1.628	15:14:57.394
20 -	20.750	24.965	102.2	17.443	96.6	1:03.158	72.21	1.322	15:16:00.552
21 -	20.683	25.061	102.7	17.527	98.3	1:03.271	72.08	1.435	15:17:03.823

Weather / Track : Rain / Wet

Knockhill
 Circuit Length = 1.2669 miles
 Start: 14:54 Flag 15:16 End: 15:17

MCRCB BULLETIN TK274

2016 MCE British Superbike Championship - Round 4

2016 HEL Performance British Motostar Championship

RACE 12 - SECTOR ANALYSIS

SECTOR 1 = FL to I1, SECTOR 2 = I1 to I2, SECTOR 3 = I2 to FL, DIFF = Difference To Personal Best Lap

P23 20		Joel MARKLUND				Honda - Marklund Solutions / SP125			
IDEAL LAP TIME : 1:00.023		BEST LAP TIME : 1:00.319		DIFFERENCE : 0.296					
LAP	SECTOR 1	SECTOR 2		SECTOR 3		LAP TIME	MPH	DIFF	TIME OF DAY
1 -		25.968	108.7	17.864	102.1	1:10.346	64.83	10.027	14:55:49.026
2 -	21.282	24.991	108.7	17.222	102.1	1:03.495	71.83	3.176	14:56:52.521
3 -	20.790	24.779	108.9	17.517	101.9	1:03.086	72.29	2.767	14:57:55.607
4 -	20.873	24.747	109.6	17.294	102.6	1:02.914	72.49	2.595	14:58:58.521
5 -	20.796	24.488	109.4	17.039	101.6	1:02.323	73.18	2.004	15:00:00.844
6 -	20.529	24.550	109.2	17.373	101.0	1:02.452	73.03	2.133	15:01:03.296
7 -	20.444	24.313	108.9	17.100	101.6	1:01.857	73.73	1.538	15:02:05.153
8 -	20.216	24.553	109.2	17.133	102.1	1:01.902	73.68	1.583	15:03:07.055
9 -	20.922	24.803	109.6	17.141	101.6	1:02.866	72.55	2.547	15:04:09.921
10 -	20.491	25.019	108.7	16.921	101.5	1:02.431	73.05	2.112	15:05:12.352
11 -	20.330	24.572	108.0	17.058	101.5	1:01.960	73.61	1.641	15:06:14.312
12 -	20.414	24.538	108.9	17.202	101.2	1:02.154	73.38	1.835	15:07:16.466
13 -	20.478	23.984	108.9	16.728	102.4	1:01.190	74.54	0.871	15:08:17.656
14 -	20.146	24.318	109.6	16.942	102.2	1:01.406	74.27	1.087	15:09:19.062
15 -	20.317	24.795	109.2	17.002	101.5	1:02.114	73.43	1.795	15:10:21.176
16 -	20.053	23.852	108.7	17.051	101.3	1:00.956 (3)	74.82	0.637	15:11:22.132
17 -	19.875	24.111	109.2	16.741	102.2	1:00.727 (2)	75.10	0.408	15:12:22.859
18 -	19.868	23.611	109.8	16.840	102.7	1:00.319 (1)	75.61		15:13:23.178

P24 27		Josh HODGE				Honda - Road and Race Performance			
IDEAL LAP TIME : 1:00.824		BEST LAP TIME : 1:01.314		DIFFERENCE : 0.490					
LAP	SECTOR 1	SECTOR 2		SECTOR 3		LAP TIME	MPH	DIFF	TIME OF DAY
1 -		25.701	106.8	18.164	102.1	1:09.644	65.49	8.330	14:55:48.324
2 -	21.020	25.082	106.6	17.231	100.4	1:03.333	72.01	2.019	14:56:51.657
3 -	20.850	24.626	107.7	17.004	99.8	1:02.480	73.00	1.166	14:57:54.137
4 -	21.512	25.144	107.2	16.865	100.7	1:03.521	71.80	2.207	14:58:57.658
5 -	20.430	24.152	105.8	16.732	100.1	1:01.314 (1)	74.38		14:59:58.972
6 -	20.435	24.769	105.5	16.993	100.6	1:02.197	73.33	0.883	15:01:01.169
7 -	20.593	24.926	104.8	17.018	100.6	1:02.537	72.93	1.223	15:02:03.706
8 -	20.896	25.111	105.1	17.010	100.0	1:03.017	72.37	1.703	15:03:06.723
9 -	20.960	24.934	104.6	17.204	99.7	1:03.098	72.28	1.784	15:04:09.821
10 -	20.827	25.163	106.3	17.585	96.6	1:03.575	71.74	2.261	15:05:13.396
11 -	20.734	24.232	106.8	17.386	101.0	1:02.352	73.15	1.038	15:06:15.748
12 -	20.195	24.232	107.8	17.193	100.1	1:01.620 (3)	74.02	0.306	15:07:17.368
13 -	20.547	24.245	109.4	17.127	100.1	1:01.919	73.66	0.605	15:08:19.287
14 -	20.707	23.918	108.7	16.711	100.0	1:01.336 (2)	74.36	0.022	15:09:20.623
15 -	20.287	24.699	107.0	16.731	98.9	1:01.717	73.90	0.403	15:10:22.340
16 -	20.691	24.322	106.1	16.996	98.1	1:02.009	73.55	0.695	15:11:24.349
17 -	20.607	24.428	103.8	17.302	97.8	1:02.337	73.16	1.023	15:12:26.686

P25 49 S		James ALDERSON				Honda NSF - Young Riders Fund			
IDEAL LAP TIME : 1:05.182		BEST LAP TIME : 1:05.404		DIFFERENCE : 0.222					
LAP	SECTOR 1	SECTOR 2		SECTOR 3		LAP TIME	MPH	DIFF	TIME OF DAY
1 -		27.749	98.9	19.536	94.7	1:16.703	59.46	11.299	14:55:55.383
2 -	22.756	26.886	99.4	19.037	94.2	1:08.679	66.41	3.275	14:57:04.062
3 -	22.412	26.705	99.5	18.746	94.9	1:07.863	67.21	2.459	14:58:11.925
4 -	22.202	26.345	99.8	18.452	94.5	1:06.999	68.07	1.595	14:59:18.924
5 -	22.006	26.770	97.5	18.294	95.3	1:07.070	68.00	1.666	15:00:25.994
6 -	21.528	25.974	99.4	18.311	95.3	1:05.813 (2)	69.30	0.409	15:01:31.807
7 -	21.484	26.700	98.3	18.362	95.0	1:06.546	68.54	1.142	15:02:38.353
8 -	21.902	26.533	98.5	20.046	93.5	1:08.481	66.60	3.077	15:03:46.834
9 -	22.072	26.003	99.4	18.424	95.3	1:06.499	68.58	1.095	15:04:53.333
10 -	21.724	26.064	98.6	18.291	95.4	1:06.079 (3)	69.02	0.675	15:05:59.412
11 -	21.648	26.341	100.4	18.096	95.5	1:06.085	69.01	0.681	15:07:05.497
12 -	22.130	26.596	100.3	18.252	95.1	1:06.978	68.09	1.574	15:08:12.475
13 -	22.884	26.436	99.8	18.579	96.1	1:07.899	67.17	2.495	15:09:20.374
14 -	22.151	25.902	100.4	18.439	95.8	1:06.492	68.59	1.088	15:10:26.866
15 -	21.670	25.602	100.3	18.132	95.3	1:05.404 (1)	69.73		15:11:32.270

Knockhill
 Circuit Length = 1.2669 miles
 Start: 14:54 Flag 15:16 End: 15:17

Weather / Track : Rain / Wet

MCRCB BULLETIN TK274

2016 MCE British Superbike Championship - Round 4

2016 HEL Performance British Motostar Championship

RACE 12 - SECTOR ANALYSIS

SECTOR 1 = FL to I1, SECTOR 2 = I1 to I2, SECTOR 3 = I2 to FL, DIFF = Difference To Personal Best Lap

16 -	23.054	26.166	100.1	18.787	95.1	1:08.007	67.06	2.603	15:12:40.277
17 -	21.945	25.899	100.0	23.294	33.6	1:11.138	64.11	5.734	15:13:51.415

P26	21	Richard KERR			KTM - North West Racing				
IDEAL LAP TIME : 58.228		BEST LAP TIME : 58.551		DIFFERENCE : 0.323					
LAP	SECTOR 1	SECTOR 2	SECTOR 3	LAP TIME	MPH	DIFF	TIME OF DAY		
1 -		24.642	110.1	17.504	103.0	1:05.792	69.32	7.241	14:55:44.472
2 -	20.175	24.361	109.4	17.179	103.0	1:01.715	73.90	3.164	14:56:46.187
3 -	20.302	24.448	107.2	17.339	103.5	1:02.089	73.46	3.538	14:57:48.276
4 -	19.996	23.807	109.1	16.468	102.9	1:00.271	75.67	1.720	14:58:48.547
5 -	19.816	23.639	109.8	16.440	103.2	59.895	76.15	1.344	14:59:48.442
6 -	19.761	23.584	111.2	16.767	104.5	1:00.112	75.87	1.561	15:00:48.554
7 -	19.460	23.236	112.0	16.316	104.3	59.012	77.29	0.461	15:01:47.566
8 -	19.341	23.083	110.7	16.387	102.7	58.811	77.55	0.260	15:02:46.377
9 -	19.258	23.167	111.2	16.335	103.8	58.760 (3)	77.62	0.209	15:03:45.137
10 -	19.211	23.090	111.6	16.605	103.7	58.906	77.43	0.355	15:04:44.043
11 -	19.340	22.958	113.1	16.433	104.6	58.731 (2)	77.66	0.180	15:05:42.774
12 -	19.249	22.954	112.2	16.348	102.6	58.551 (1)	77.89		15:06:41.325
13 -	19.927	23.152	111.8	16.063	103.8	59.142	77.12	0.591	15:07:40.467

P27	15	Eugene McMANUS			KTM - M.V. Commercial				
IDEAL LAP TIME : 58.307		BEST LAP TIME : 58.749		DIFFERENCE : 0.442					
LAP	SECTOR 1	SECTOR 2	SECTOR 3	LAP TIME	MPH	DIFF	TIME OF DAY		
1 -		24.299	111.6	16.998	107.0	1:04.161	71.08	5.412	14:55:42.841
2 -	20.685	24.278	111.6	16.722	107.0	1:01.685	73.94	2.936	14:56:44.526
3 -	20.339	23.892	111.8	16.521	107.2	1:00.752	75.07	2.003	14:57:45.278
4 -	20.034	23.763	112.4	16.397	107.7	1:00.194	75.77	1.445	14:58:45.472
5 -	19.876	23.713	112.4	16.316	106.5	59.905	76.13	1.156	14:59:45.377
6 -	19.541	24.190	112.4	16.284	107.7	1:00.015	75.99	1.266	15:00:45.392
7 -	19.520	23.830	112.7	16.275	108.0	59.625	76.49	0.876	15:01:45.017
8 -	19.759	23.728	112.2	16.243	106.5	59.730	76.36	0.981	15:02:44.747
9 -	19.573	23.886	112.2	16.252	107.7	59.711	76.38	0.962	15:03:44.458
10 -	19.338	23.481	113.5	16.383	106.6	59.202 (3)	77.04	0.453	15:04:43.660
11 -	18.933	23.357	113.7	16.517	107.3	58.807 (2)	77.56	0.058	15:05:42.467
12 -	19.299	23.131	114.9	16.319	107.8	58.749 (1)	77.63		15:06:41.216

P28	22 S	Tasia RODINK			Honda NSF - GA Competition				
IDEAL LAP TIME : 1:04.662		BEST LAP TIME : 1:04.883		DIFFERENCE : 0.221					
LAP	SECTOR 1	SECTOR 2	SECTOR 3	LAP TIME	MPH	DIFF	TIME OF DAY		
1 -		27.480	100.9	18.645	95.8	1:15.683	60.26	10.800	14:55:54.363
2 -	22.085	26.022	101.2	18.226	95.1	1:06.333	68.76	1.450	14:57:00.696
3 -	21.515	25.729	100.7	18.286	95.1	1:05.530	69.60	0.647	14:58:06.226
4 -	21.735	25.775	100.6	17.984	95.1	1:05.494	69.64	0.611	14:59:11.720
5 -	21.517	25.556	101.5	17.810	96.2	1:04.883 (1)	70.29		15:00:16.603
6 -	21.470	25.717	99.7	17.822	95.5	1:05.009 (2)	70.16	0.126	15:01:21.612
7 -	21.296	25.959	99.1	17.870	95.0	1:05.125 (3)	70.03	0.242	15:02:26.737
8 -	22.917	41.411	40.6	30.584	35.4	1:34.912	48.05	30.029	15:04:01.649

P29	72 S	Cameron HORSMAN			Honda NSF - FAB-Racing				
IDEAL LAP TIME : 1:01.920		BEST LAP TIME : 1:02.045		DIFFERENCE : 0.125					
LAP	SECTOR 1	SECTOR 2	SECTOR 3	LAP TIME	MPH	DIFF	TIME OF DAY		
1 -		26.029	104.6	18.292	97.9	1:11.009	64.23	8.964	14:55:49.689
2 -	21.211	25.071	104.8	17.831	98.5	1:04.113	71.14	2.068	14:56:53.802
3 -	20.593	24.876	103.7	17.507	97.5	1:02.976	72.42	0.931	14:57:56.778
4 -	20.609	24.592	105.1	17.248	99.4	1:02.449 (3)	73.03	0.404	14:58:59.227
5 -	20.520	24.275	106.8	17.402	98.3	1:02.197 (2)	73.33	0.152	15:00:01.424
6 -	20.397	24.289	106.3	17.359	99.1	1:02.045 (1)	73.51		15:01:03.469

Weather / Track : Rain / Wet

Knockhill
 Circuit Length = 1.2669 miles
 Start: 14:54 Flag 15:16 End: 15:17

MCRCB BULLETIN TK275**2016 MCE British Superbike Championship - Round 4****2016 HEL Performance British Motostar Championship****RACE 12 - BEST SPEEDS**

POS	INTERMEDIATE 1			INTERMEDIATE 2			FINISH LINE		
	NO	NAME	MPH	NO	NAME	MPH	NO	NAME	MPH
1				86	NESBITT	115.5	15	McMANUS	108.0
2				15	McMANUS	114.9	86	NESBITT	107.7
3				47	ARCHER	113.7	47	ARCHER	106.8
4				21	KERR	113.1	52	BOERBOOM	106.1
5				52	BOERBOOM	112.9	54	BURMAN	105.8
6				44	BEST	112.5	44	BEST	105.3
7				69	BOOTH-AMOS	111.8	21	KERR	104.6
8				54	BURMAN	111.6	56	ATKINS	104.2
9				26	SAEZ	110.1	69	BOOTH-AMOS	103.5
10				20	MARKLUND	109.8	26	SAEZ	103.2
11				27	HODGE	109.4	23	LLEWELLYN	102.9
12				23	LLEWELLYN	109.2	20	MARKLUND	102.7
13				12	RENDELL	109.1	12	RENDELL	102.1
14				56	ATKINS	109.1	27	HODGE	102.1
15				98	VRIES	108.7	2	BROUWERS	101.5
16				2	BROUWERS	108.4	7	TOMS	101.2
17				7	TOMS	108.4	25	STRUDWICK	101.2
18				3	CLAYTON	107.7	30	COOK	101.0
19				30	COOK	107.5	79	STACEY	100.9
20				64	DURHAM	107.5	11	JONES	100.6
21				79	STACEY	107.5	98	VRIES	100.3
22				99	CAMPBELL	107.5	64	DURHAM	100.1
23				11	JONES	107.2	3	CLAYTON	99.5
24				25	STRUDWICK	107.2	99	CAMPBELL	99.5
25				72	HORSMAN	106.8	72	HORSMAN	99.4
26				34	DELVES	105.5	24	FABER	98.8
27				24	FABER	103.8	34	DELVES	98.3
28				22	RODINK	101.5	22	RODINK	96.2
29				49	ALDERSON	100.4	49	ALDERSON	96.1
30									
31									

Weather / Track : Rain / Wet

Results can be found at www.tsl-timing.com

Knockhill

Circuit Length = 1.2669 miles

Start: 14:54 Flag 15:16 End: 15:17

Printed - 15:20 Sunday, 26 June 2016

MCRCB BULLETIN TK276

2016 MCE British Superbike Championship - Round 4

2016 HEL Performance British Motostar Championship

RACE 12 - BEST SECTORS

SECTOR 1			SECTOR 2			SECTOR 3			IDEAL / BEST COMPARISON						
POS	NO	NAME	TIME	NO	NAME	TIME	NO	NAME	TIME	POS	NO	NAME	IDEAL	BEST	DIFF
													PERFECT LAP	56.861	
1	12	RENDELL	18.651	12	RENDELL	22.339	86	NESBITT	15.871	1	86	NESBITT	57.030	57.201	0.171
2	86	NESBITT	18.668	52	BOERBOOM	22.471	52	BOERBOOM	15.919	2	12	RENDELL	57.066	57.300	0.234
3	52	BOERBOOM	18.813	86	NESBITT	22.491	69	BOOTH-AMOS	15.937	3	52	BOERBOOM	57.203	57.598	0.395
4	69	BOOTH-AMOS	18.845	69	BOOTH-AMOS	22.530	47	ARCHER	16.048	4	69	BOOTH-AMOS	57.312	57.452	0.140
5	15	McMANUS	18.933	47	ARCHER	22.570	21	KERR	16.063	5	47	ARCHER	57.788	58.034	0.246
6	44	BEST	18.974	44	BEST	22.752	44	BEST	16.070	6	44	BEST	57.796	57.950	0.154
7	2	BROUWERS	19.100	2	BROUWERS	22.931	12	RENDELL	16.076	7	2	BROUWERS	58.163	58.351	0.188
8	47	ARCHER	19.170	21	KERR	22.954	2	BROUWERS	16.132	8	21	KERR	58.228	58.551	0.323
9	21	KERR	19.211	26	SAEZ	23.048	26	SAEZ	16.238	9	15	McMANUS	58.307	58.749	0.442
10	3	CLAYTON	19.317	3	CLAYTON	23.099	15	McMANUS	16.243	10	26	SAEZ	58.841	58.954	0.113
11	98	VRIES	19.466	15	McMANUS	23.131	30	COOK	16.328	11	3	CLAYTON	59.001	59.348	0.347
12	64	DURHAM	19.530	11	JONES	23.319	23	LLEWELLYN	16.543	12	11	JONES	59.415	59.521	0.106
13	11	JONES	19.540	99	CAMPBELL	23.351	11	JONES	16.556	13	99	CAMPBELL	59.667	59.731	0.064
14	26	SAEZ	19.555	98	VRIES	23.437	3	CLAYTON	16.585	14	98	VRIES	59.668	59.668	0.000
15	99	CAMPBELL	19.583	7	TOMS	23.510	79	STACEY	16.615	15	23	LLEWELLYN	59.704	59.836	0.132
16	23	LLEWELLYN	19.629	23	LLEWELLYN	23.532	56	ATKINS	16.626	16	7	TOMS	59.975	1:00.132	0.157
17	20	MARKLUND	19.684	20	MARKLUND	23.611	27	HODGE	16.711	17	64	DURHAM	59.983	1:00.168	0.185
18	7	TOMS	19.724	64	DURHAM	23.677	20	MARKLUND	16.728	18	20	MARKLUND	1:00.023	1:00.319	0.296
19	30	COOK	19.763	79	STACEY	23.814	99	CAMPBELL	16.733	19	30	COOK	1:00.091	1:00.248	0.157
20	79	STACEY	19.772	56	ATKINS	23.824	7	TOMS	16.741	20	79	STACEY	1:00.201	1:00.201	0.000
21	25	STRUDWICK	19.818	25	STRUDWICK	23.856	98	VRIES	16.765	21	56	ATKINS	1:00.431	1:00.576	0.145
22	34	DELVES	19.950	34	DELVES	23.917	64	DURHAM	16.776	22	25	STRUDWICK	1:00.469	1:00.539	0.070
23	56	ATKINS	19.981	27	HODGE	23.918	25	STRUDWICK	16.795	23	34	DELVES	1:00.665	1:00.747	0.082
24	27	HODGE	20.195	30	COOK	24.000	34	DELVES	16.798	24	27	HODGE	1:00.824	1:01.314	0.490
25	24	FABER	20.321	54	BURMAN	24.252	54	BURMAN	16.867	25	54	BURMAN	1:01.496	1:01.764	0.268
26	54	BURMAN	20.377	72	HORSMAN	24.275	24	FABER	17.046	26	24	FABER	1:01.836	1:01.836	0.000
27	72	HORSMAN	20.397	24	FABER	24.469	72	HORSMAN	17.248	27	72	HORSMAN	1:01.920	1:02.045	0.125
28	22	RODINK	21.296	22	RODINK	25.556	22	RODINK	17.810	28	22	RODINK	1:04.662	1:04.883	0.221
29	49	ALDERSON	21.484	49	ALDERSON	25.602	49	ALDERSON	18.096	29	49	ALDERSON	1:05.182	1:05.404	0.222
30															
31															

Weather / Track : Rain / Wet

Results can be found at www.tsl-timing.com

Knockhill

Circuit Length = 1.2669 miles

Start: 14:54 Flag 15:16 End: 15:17

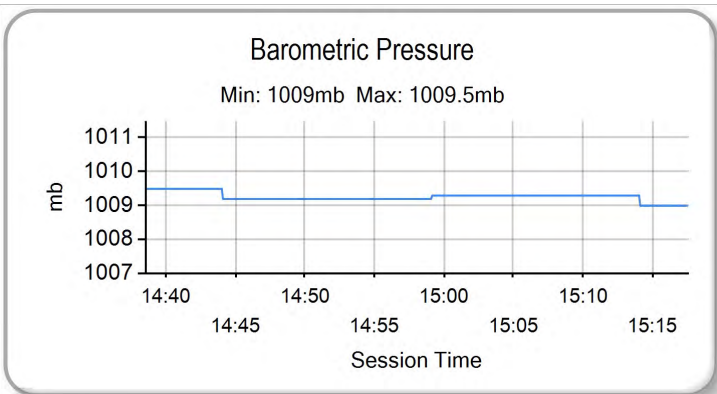
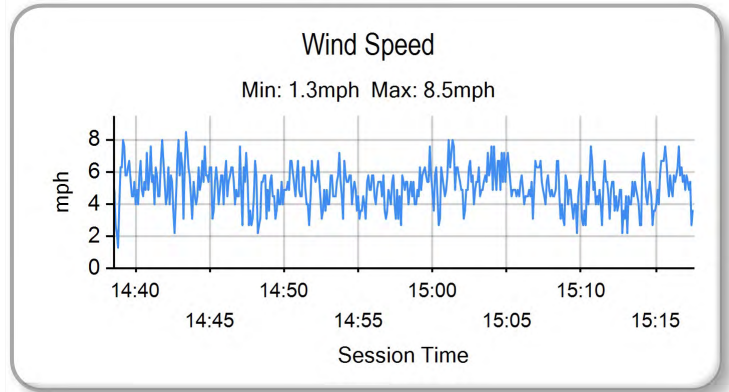
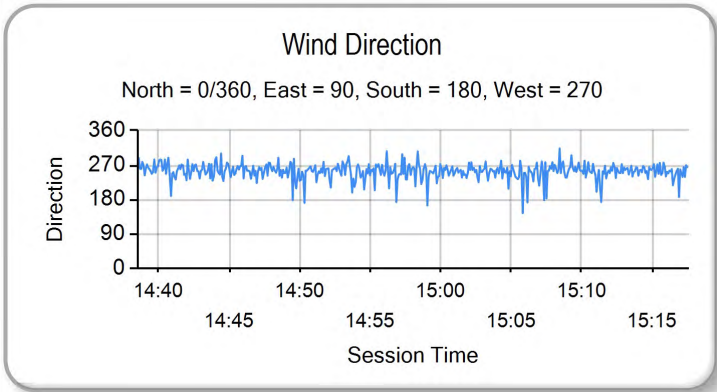
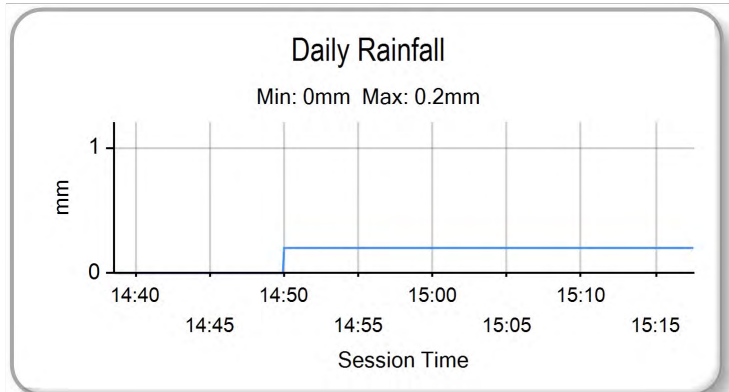
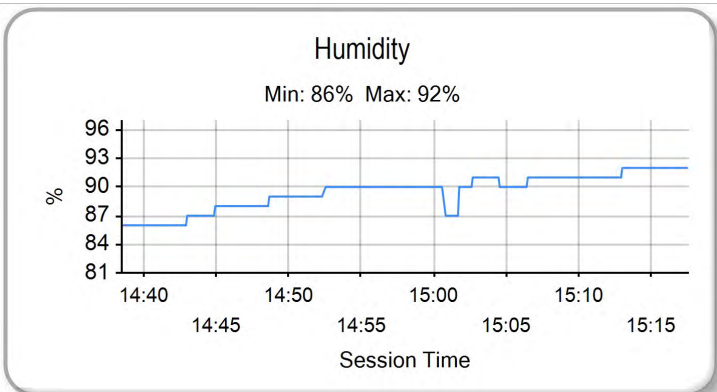
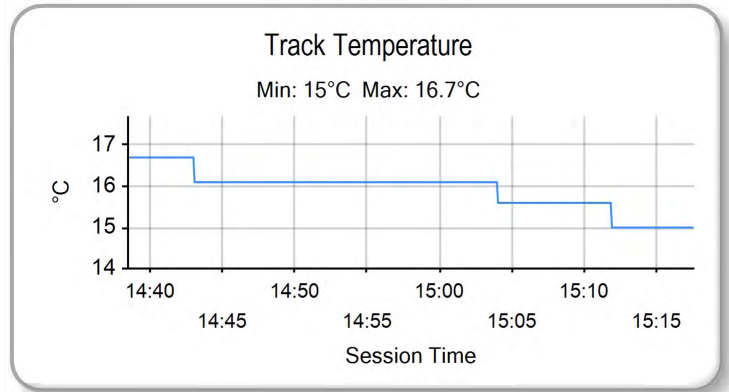
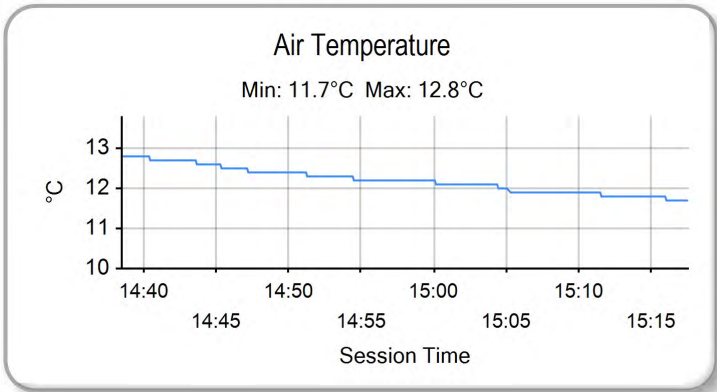
Printed - 15:20 Sunday, 26 June 2016

MCRCB BULLETIN TK277

2016 MCE British Superbike Championship - Round 4

2016 HEL Performance British Motostar Championship

RACE 12 - WEATHER CONDITIONS



Weather / Track : Rain / Wet

Results can be found at www.tsl-timing.com

Knockhill
Circuit Length = 1.2669 miles
Start: 14:54 Flag 15:16 End: 15:17

Printed - 15:20 Sunday, 26 June 2016

