



BRITISH MOTOSTAR CHAMPIONSHIP

Round 1 Donington Park GP

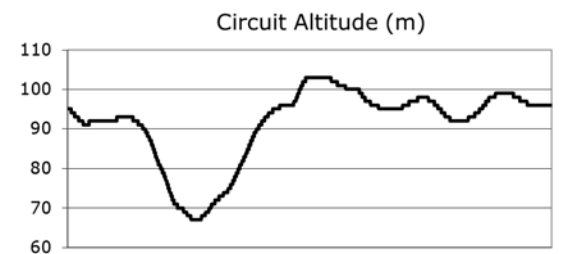
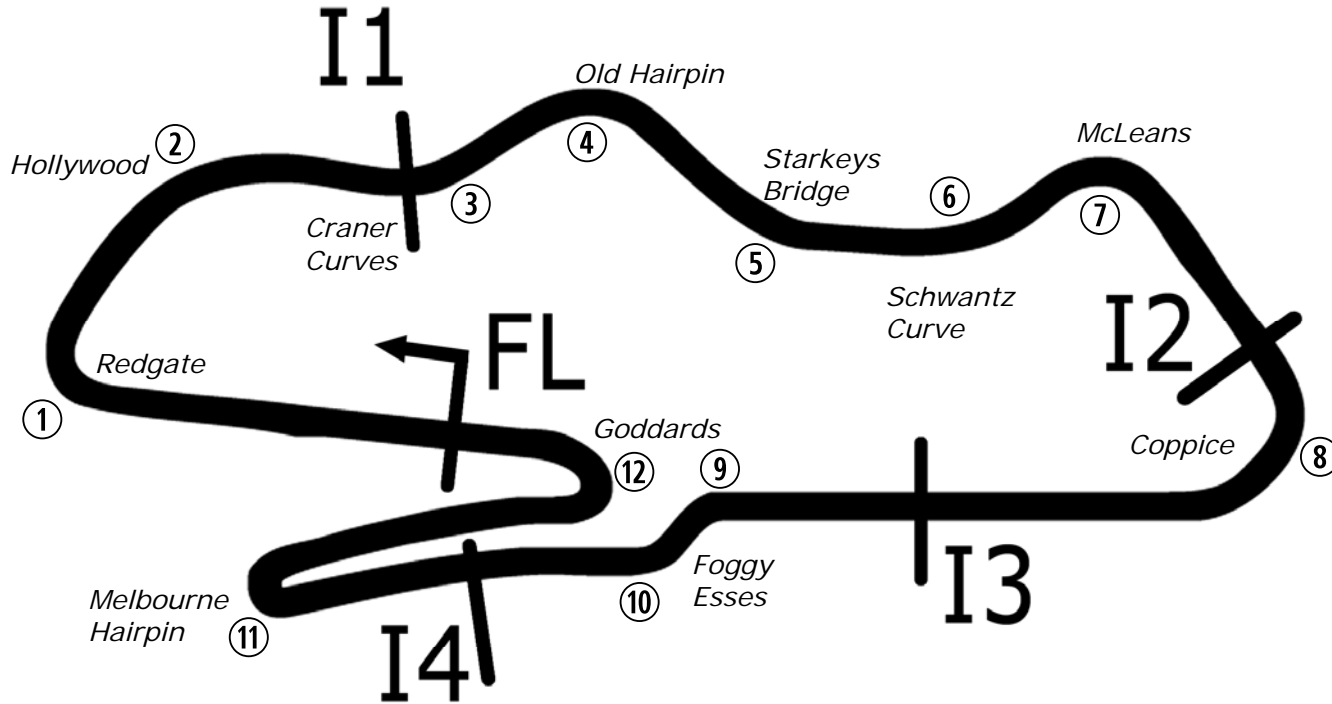
31st March – 2nd April 2017



Results Provided by Timing Solutions Ltd

www.tsl-timing.com

Donington Park GP



Length	2.4873 miles	4003.0 m	
FL		52.82971 N	1.37867 W
I1	941m	52.83226 N	1.37893 W
I2	2096 m	52.82978 N	1.36508 W
I3	2641m	52.82866 N	1.37129 W
I4	3156 m	52.82843 N	1.37848 W
Pit Entry	3966m	52.82951 N	1.37832 W
Pit Exit	229m after FL	52.82996 N	1.38205 W
Pit Entry-Pit Exit 287m, 17.2s @60kph, 12.9s @80kph			

Lap Records		Best Sector Information							
		Sector 1 (FL - I1)	I1 Trap (mph)	Sector 2 (I1 - I2)	Sector 3 (I2 - I3)	I3 Trap (mph)	Sector 4 (I3 - I4)	Sector 5 (I4 - FL)	FL Trap (mph)
Superbike	1:28.896	18.948	132.1	24.029	11.266	168.1	10.627	23.092	123.7
Supersport	1:31.454	19.514	129.6	24.810	11.648	154.6	11.023	23.781	114.4
Superstock 1000	1:31.041	19.395	129.3	24.744	11.574	162.4	10.876	23.737	120.3
Superstock 600	1:33.153	19.899	126.8	25.282	11.896	149.4	11.228	24.314	111.8
Motostar	1:37.502	21.158	127.5	26.203	12.569	130.5	11.841	25.185	96.2
F1 Sidecar	1:33.472	20.039	128.5	25.024	12.239	142.4	11.582	24.873	105.7
Ducati Cup	1:34.152	N/A	N/A	N/A	N/A	N/A	N/A	N/A	N/A
KTM BJ Cup	1:51.523	24.140	109.6	29.663	14.176	111.6	13.521	28.874	83.4

All results available at www.tsl-timing.com



POS	NO	CL	PIC NAME	ENTRY	TIME	ON	LAPS	GAP	DIFF	MPH
1	35		1 Elliot LODGE	FTR - Spike Racing/ SP125	1:41.402	11	12			88.30
2	69		2 Tom BOOTH-AMOS	KTM - City Lifting RS Racing	1:41.646	13	13	0.244	0.244	88.09
3	3		3 Richard KERR	KTM - North West Racing	1:41.682	11	13	0.280	0.036	88.06
4	47		4 Jake ARCHER	KTM - City lifting / RS Racing	1:43.377	8	11	1.975	1.695	86.61
5	15		5 Eugene McMANUS	KTM - RS Racing/ E15 Racing	1:43.380	11	12	1.978	0.003	86.61
6	79		6 Storm STACEY	Kalex - FPW Racing	1:43.380	13	14	1.978	0.000	86.61
7	2	S	1 Thomas STRUDWICK	Honda NSF - Case Moto Rapido Moto3	1:43.942	11	13	2.540	0.562	86.14
8	20		7 Joel MARKLUND	KTM - Marklund Solutions / SP125	1:44.149	5	12	2.747	0.207	85.97
9	64		8 Asher DURHAM	Mahindra - Cresswell Racing	1:45.061	14	14	3.659	0.912	85.23
10	30	S	2 Max COOK	Honda NSF - Wilson Racing	1:45.117	12	13	3.715	0.056	85.18
11	44		9 Edmund BEST	KTM - SymCirrus Motorsport	1:45.225	7	7	3.823	0.108	85.09
12	6		10 Taz TAYLOR	KTM - GAcopetition	1:45.433	4	6	4.031	0.208	84.93
13	19	S	3 Victor RODRIGUEZ	Honda NSF - GA Competition	1:45.461	13	13	4.059	0.028	84.90
14	72	S	4 Cameron HORSMAN	Honda NSF - Nova/FAB Racing	1:45.491	12	13	4.089	0.030	84.88
15	52		11 Jorel BOERBOOM	Kalex KTM - Fireplace Warehouse	1:45.519	3	3	4.117	0.028	84.86
16	24	S	5 Shane FABER	Honda NSF - Symcirrus Motorsport / Shane Faber Racing	1:45.566	13	14	4.164	0.047	84.82
17	34		12 Liam DELVES	DR-Moto - Stauff Connect Academy / Dr-Moto	1:46.122	13	14	4.720	0.556	84.37
18	28		13 Lee HINDLE	KTM - JH Motorsport	1:46.347	14	14	4.945	0.225	84.20
19	25		14 Mike BROUWERS	APG Moto - TEC7-Joma / Brouwersracingteam	1:46.389	11	13	4.987	0.042	84.16
20	54		15 Sam BURMAN	KTM - TeamWNT / Burman Racing	1:46.660	13	14	5.258	0.271	83.95
21	55	S	6 Jack SCOTT	Honda NSF - J J Racing	1:46.921	9	13	5.519	0.261	83.74
22	89	S	7 T. Fox MORETON	Honda NSF - Banks Racing / Moto Engineering	1:48.449	12	13	7.047	1.528	82.56
23	56	S	8 Charlie ATKINS	Honda NSF - Wilson Racing	1:48.610	12	12	7.208	0.161	82.44
24	76	S	9 Elliot PINSON	Honda NSF - Cresswell Racing	1:48.635	11	13	7.233	0.025	82.42
25	16	S	10 Connall COURTNEY	Honda NSF - Mototech CCR	1:48.698	9	10	7.296	0.063	82.37
26	95	S	11 Ross TURNER	Honda NSF - RedRat Racing	1:49.181	12	13	7.779	0.483	82.01
27	27		16 Josh HODGE	KTM - Team HPR	1:49.246	8	10	7.844	0.065	81.96
28	45	S	12 Scott SWANN	Honda NSF - Swann Racing	1:49.547	5	13	8.145	0.301	81.74
29	99		17 Stephen CAMPBELL	Honda - Campbell Racing	1:50.486	8	12	9.084	0.939	81.04

QUALIFYING LAPTIME (110.0% of 1:41.402) = 1:51.542

30	48	S	13 Ewan POTTER	Honda NSF -	1:53.184	8	9	11.782	2.698	79.11
31	5	S	14 Tom ALEXANDER	Honda NSF - Wilson Racing	1:55.437	11	12	14.035	2.253	77.57
32	17		18 Tom CARNE	Tigcraft - Neatafan/Tigcraft Racing			2			
33	23		19 Sam LLEWELLYN	KTM - SymCirrus Motorsport			1			

Donington Park GP

Circuit Length = 2.4873 miles

Start: 09:35 Flag 10:00 End: 10:02

Weather / Track : Bright / Dry

These results are provisional until the conclusion of any judicial and technical matters.

Race Director :	Stewards :	Timekeeper :
-----------------	------------	--------------

Results can be found at www.britishsuperbike.com

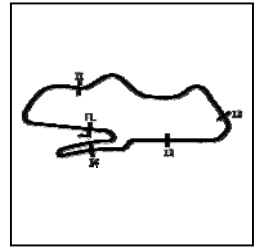
Printed - 10:02 Friday, 31 March 2017

MCRCB BULLETIN TK007

2017 MCE British Superbike Championship - Round 1

2017 HEL Performance British Motostar Championship

FREE PRACTICE 1 - SECTOR ANALYSIS



SECTOR 1 = FL to I1, SECTOR 2 = I1 to I2, SECTOR 3 = I2 to I3, SECTOR 4 = I3 to I4, SECTOR 5 = I4 to FL, DIFF = Difference To Personal Best Lap, P = Crossed Finish Line in Pit Lane, D = Time Disallowed

P1 35 Elliot LODGE		FTR - Spike Racing/ SP125										
IDEAL LAP TIME : 1:40.954		BEST LAP TIME : 1:41.402					DIFFERENCE : 0.448					
LAP	SECTOR 1	SECTOR 2	SECTOR 3	SECTOR 4	SECTOR 5	LAP TIME	MPH	DIFF	TIME OF DAY			
1-	OUTLAP	90.6	29.860	13.725	122.4	12.831	27.222	92.9			09:36:52.047	
2-	22.578	112.0	28.229	13.616	122.6	12.658	27.266	92.4	1:44.347	85.81	2.945	09:38:36.394
3-	21.977	113.7	28.067	13.381	121.3	12.706	26.373	92.9	1:42.504	87.35	1.102	09:40:18.898
4-	21.730	116.5	28.182	13.461	122.4	12.650	27.428	92.9	1:43.451	86.55	2.049	09:42:02.349
5-	22.251	118.9	28.012	13.412	122.2	12.689	26.193	92.4	1:42.557	87.31	1.155	09:43:44.906
6-	21.668	118.1	27.790	13.324	123.1	12.394	26.689	92.8	1:41.865 (2)	87.90	0.463	09:45:26.771
7-	22.746	103.5	29.760	14.165	114.5	13.479	IN PIT		1:46.713 P	83.91	5.311	09:47:13.484
8-	OUTLAP	105.6	28.604	13.565	122.6	12.704	27.067	92.8	3:21.091	44.52	1:39.689	09:50:34.575
9-	21.967	115.5	27.614	13.365	125.4	12.818	26.613	92.5	1:42.377	87.46	0.975	09:52:16.952
10-	21.718	117.3	27.738	13.118	125.2	12.963	26.433	93.8	1:41.970 (3)	87.81	0.568	09:53:58.922
11-	21.855	113.5	27.581	13.214	123.8	12.427	26.325	92.8	1:41.402 (1)	88.30		09:55:40.324
12-	22.179	110.9	30.097	14.543	112.2	13.274	IN PIT		1:46.399 P	84.15	4.997	09:57:26.723

P2 69 Tom BOOTH-AMOS		KTM - City Lifting RS Racing										
IDEAL LAP TIME : 1:41.286		BEST LAP TIME : 1:41.646					DIFFERENCE : 0.360					
LAP	SECTOR 1	SECTOR 2	SECTOR 3	SECTOR 4	SECTOR 5	LAP TIME	MPH	DIFF	TIME OF DAY			
1-	OUTLAP	61.1	43.675	14.389	120.2	13.604	28.531	92.3				09:37:50.420
2-	23.259	107.2	28.821	13.413	122.9	13.060	27.623	92.3	1:46.176	84.33	4.530	09:39:36.596
3-	22.826	102.4	28.490	13.257	123.8	12.854	26.723	92.3	1:44.150	85.97	2.504	09:41:20.746
4-	22.192	118.5	28.081	13.360	123.5	12.841	26.750	93.1	1:43.224	86.74	1.578	09:43:03.970
5-	22.356	113.7	28.641	13.467	124.0	12.641	26.845	92.5	1:43.950	86.14	2.304	09:44:47.920
6-	22.168	113.9	27.896	13.277	123.8	12.636	26.747	92.5	1:42.724	87.17	1.078	09:46:30.644
7-	22.136	115.3	27.761	13.409	122.9	12.656	26.197	92.1	1:42.159	87.65	0.513	09:48:12.803
8-	23.203	105.6	29.927	14.347	104.5	13.611	IN PIT		1:46.209 P	84.30	4.563	09:49:59.012
9-	OUTLAP	94.1	29.529	13.500	121.7	12.772	26.796	92.5	4:57.677	30.08	3:16.031	09:54:56.689
10-	22.245	112.7	28.228	13.328	124.0	12.640	26.677	91.7	1:43.118	86.83	1.472	09:56:39.807
11-	22.149	115.9	27.783	13.303	123.3	12.399	26.405	92.8	1:42.039 (3)	87.75	0.393	09:58:21.846
12-	21.946	117.5	27.889	13.274	124.0	12.591	26.084	93.2	1:41.784 (2)	87.97	0.138	10:00:03.630
13-	21.903	119.4	27.643	13.319	123.8	12.509	26.272	92.9	1:41.646 (1)	88.09		10:01:45.276

P3 3 Richard KERR		KTM - North West Racing										
IDEAL LAP TIME : 1:41.271		BEST LAP TIME : 1:41.682					DIFFERENCE : 0.411					
LAP	SECTOR 1	SECTOR 2	SECTOR 3	SECTOR 4	SECTOR 5	LAP TIME	MPH	DIFF	TIME OF DAY			
1-	90.6	31.572	14.133	123.3	14.154	29.467	91.2					09:36:58.445
2-	23.632	104.8	29.988	13.736	123.3	13.676	27.910	91.9	1:48.942	82.19	7.260	09:38:47.387
3-	23.057	102.7	28.918	13.623	123.3	13.162	27.695	91.7	1:46.455	84.11	4.773	09:40:33.842
4-	22.287	106.5	28.344	13.451	122.6	14.041	27.081	91.6	1:45.204	85.11	3.522	09:42:19.046
5-	22.552	107.7	28.708	13.409	121.5	14.488	27.737	90.8	1:46.894	83.76	5.212	09:44:05.940
6-	22.532	105.8	28.175	13.366	122.6	13.038	26.461	91.6	1:43.572	86.45	1.890	09:45:49.512
7-	22.279	108.0	28.136	13.364	122.6	12.774	26.400	91.6	1:42.953	86.97	1.271	09:47:32.465
8-	22.039	110.1	27.754	13.369	122.6	12.746	26.396	91.9	1:42.304 (3)	87.52	0.622	09:49:14.769
9-	23.127	100.9	29.755	13.910	113.3	13.410	28.027	90.3	1:48.229	82.73	6.547	09:51:02.998
10-	22.028	107.7	27.680	13.485	121.5	12.710	26.555	91.0	1:42.458	87.39	0.776	09:52:45.456
11-	21.965	108.9	27.680	13.128	122.9	12.379	26.530	92.1	1:41.682 (1)	88.06		09:54:27.138
12-	21.926	111.6	27.521	13.251	122.6	12.797	26.772	91.2	1:42.267 (2)	87.55	0.585	09:56:09.405
13-	22.258	109.1	28.008	13.290	122.4	12.546	27.139	92.4	1:43.241	86.73	1.559	09:57:52.646

P4 47 Jake ARCHER		KTM - City lifting / RS Racing										
IDEAL LAP TIME : 1:43.331		BEST LAP TIME : 1:43.377					DIFFERENCE : 0.046					
LAP	SECTOR 1	SECTOR 2	SECTOR 3	SECTOR 4	SECTOR 5	LAP TIME	MPH	DIFF	TIME OF DAY			
1-	OUTLAP	65.9	42.300	18.079	87.7	17.303	IN PIT			P		09:38:01.606
2-	OUTLAP	86.9	33.671	14.599	122.4	14.160	29.527	91.0	6:43.954	22.16	5:00.577	09:44:45.560
3-	23.567	99.1	29.729	13.666	123.3	13.277	28.128	92.4	1:48.367	82.63	4.990	09:46:33.927
4-	22.841	104.6	28.762	13.366	124.9	13.148	27.578	91.9	1:45.695	84.71	2.318	09:48:19.622
5-	22.788	104.2	28.598	13.258	125.2	13.029	27.275	92.7	1:44.948	85.32	1.571	09:50:04.570
6-	22.666	105.3	28.369	13.305	123.3	12.968	27.616	94.0	1:44.924	85.34	1.547	09:51:49.494
7-	22.782	105.0	28.487	13.174	125.2	12.794	26.816	92.8	1:44.053 (2)	86.05	0.676	09:53:33.547

Donington Park GP
 Circuit Length = 2.4873 miles
 Start: 09:35 Flag 10:00 End: 10:02

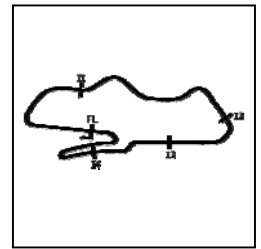
Weather / Track : Bright / Dry

MCRCB BULLETIN TK007

2017 MCE British Superbike Championship - Round 1

2017 HEL Performance British Motostar Championship

FREE PRACTICE 1 - SECTOR ANALYSIS



SECTOR 1 = FL to I1, SECTOR 2 = I1 to I2, SECTOR 3 = I2 to I3, SECTOR 4 = I3 to I4, SECTOR 5 = I4 to FL, DIFF = Difference To Personal Best Lap, P = Crossed Finish Line in Pit Lane, D = Time Disallowed

8-	22.573	107.3	28.203	13.220	124.7	12.723	26.658	93.1	1:43.377 (1)	86.61		09:55:16.924
9-	23.028	92.9	28.663	14.061	116.1	13.783	IN PIT		1:46.111 P	84.38	2.734	09:57:03.035
10-	OUTLAP	93.3	31.560	14.083	122.6	13.523	27.811	92.0	2:48.508	53.13	1:05.131	09:59:51.543
11-	22.590	107.2	28.604	13.323	125.2	12.748	26.971	93.3	1:44.236 (3)	85.90	0.859	10:01:35.779

P5		15		Eugene McMANUS		KTM - RS Racing/ E15 Racing						
IDEAL LAP TIME : 1:43.121		BEST LAP TIME : 1:43.380		DIFFERENCE : 0.259								
LAP	SECTOR 1	SECTOR 2	SECTOR 3	SECTOR 4	SECTOR 5	LAP TIME	MPH	DIFF	TIME OF DAY			
1-	OUTLAP	89.0	30.893	14.068	124.5	14.111	28.562	90.2				09:37:01.145
2-	23.940	101.3	30.760	13.722	125.6	13.458	27.423	93.9	1:49.303	81.92	5.923	09:38:50.448
3-	23.679	99.7	29.257	13.769	126.6	13.397	27.341	93.5	1:47.443	83.34	4.063	09:40:37.891
4-	22.999	110.3	28.570	13.857	123.3	13.733	27.416	93.8	1:46.575	84.02	3.195	09:42:24.466
5-	23.021	103.8	28.706	13.704	123.5	13.111	27.179	94.0	1:45.721	84.69	2.341	09:44:10.187
6-	23.842	87.4	32.750	17.427	76.5	14.913	IN PIT		1:57.493 P	76.21	14.113	09:46:07.680
7-	OUTLAP	106.5	29.115	13.888	122.9	13.614	27.793	88.0	3:42.948	40.16	1:59.568	09:49:50.628
8-	23.328	113.5	31.027	15.225	110.0	13.872	30.430	94.2	1:53.882	78.62	10.502	09:51:44.510
9-	22.433	117.7	28.099	13.613	125.2	12.815	26.698	94.0	1:43.658 (2)	86.38	0.278	09:53:28.168
10-	22.639	104.8	28.145	13.484	124.5	12.932	27.595	95.3	1:44.795 (3)	85.44	1.415	09:55:12.963
11-	22.292	112.5	27.866	13.581	124.7	12.781	26.860	93.8	1:43.380 (1)	86.61		09:56:56.343
12-	22.820	93.7	32.035	14.180	122.9	13.461	IN PIT		1:49.239 P	81.97	5.859	09:58:45.582

P6		79		Storm STACEY		Kalex - FPW Racing						
IDEAL LAP TIME : 1:43.013		BEST LAP TIME : 1:43.380		DIFFERENCE : 0.367								
LAP	SECTOR 1	SECTOR 2	SECTOR 3	SECTOR 4	SECTOR 5	LAP TIME	MPH	DIFF	TIME OF DAY			
1-		90.4	31.609	13.936	124.7	14.249	29.644	92.5				09:36:56.639
2-	23.455	98.5	29.440	13.982	120.2	13.767	28.044	93.3	1:48.688	82.38	5.308	09:38:45.327
3-	23.322	100.3	29.371	13.446	124.7	13.506	27.810	93.6	1:47.455	83.33	4.075	09:40:32.782
4-	22.784	104.6	28.672	13.592	124.5	14.184	27.747	93.5	1:46.979	83.70	3.599	09:42:19.761
5-	23.418	105.0	29.065	13.888	123.1	13.581	28.505	91.6	1:48.457	82.56	5.077	09:44:08.218
6-	22.879	106.8	28.687	13.373	124.7	13.441	27.717	93.6	1:46.097	84.39	2.717	09:45:54.315
7-	22.442	111.1	28.256	13.351	125.4	13.329	27.363	93.9	1:44.741	85.49	1.361	09:47:39.056
8-	22.389	109.6	28.421	13.269	125.2	13.360	IN PIT		1:44.407 P	85.76	1.027	09:49:23.463
9-	OUTLAP	108.5	28.357	13.256	124.5	13.504	28.014	93.6	2:55.308	51.07	1:11.928	09:52:18.771
10-	22.394	110.3	28.145	13.253	124.9	13.048	27.283	93.5	1:44.123 (3)	85.99	0.743	09:54:02.894
11-	22.124	113.3	28.294	13.215	125.2	13.125	26.942	94.0	1:43.700 (2)	86.34	0.320	09:55:46.594
12-	22.429	108.5	28.422	13.370	124.5	13.015	27.190	94.3	1:44.426	85.74	1.046	09:57:31.020
13-	22.255	110.3	27.721	13.450	124.7	13.016	26.938	93.6	1:43.380 (1)	86.61		09:59:14.400
14-	22.133	112.9	27.935	13.244	123.1	13.801	27.512	94.0	1:44.625	85.58	1.245	10:00:59.025

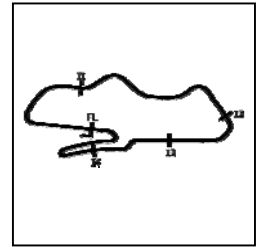
P7		2 S		Thomas STRUDWICK		Honda NSF - Case Moto Rapido Moto3						
IDEAL LAP TIME : 1:43.942		BEST LAP TIME : 1:43.942		DIFFERENCE : 0.000								
LAP	SECTOR 1	SECTOR 2	SECTOR 3	SECTOR 4	SECTOR 5	LAP TIME	MPH	DIFF	TIME OF DAY			
1-	OUTLAP	83.2	32.989	14.707	115.3	14.701	30.598	86.9				09:38:29.606
2-	24.550	99.5	29.971	13.810	116.9	13.737	28.393	88.2	1:50.461	81.06	6.519	09:40:20.067
3-	23.728	96.9	29.129	13.793	116.7	13.375	28.201	88.2	1:48.226	82.73	4.284	09:42:08.293
4-	23.523	103.4	28.917	13.887	116.5	13.274	27.959	87.1	1:47.560	83.25	3.618	09:43:55.853
5-	23.239	108.7	28.818	13.740	117.7	13.144	28.475	87.6	1:47.416	83.36	3.474	09:45:43.269
6-	23.160	105.5	28.621	13.714	116.5	13.093	27.555	88.2	1:46.143	84.36	2.201	09:47:29.412
7-	22.894	110.3	28.893	14.153	116.7	12.988	IN PIT		1:44.407 P	85.76	0.465	09:49:13.819
8-	OUTLAP	103.7	29.296	13.755	116.5	13.016	27.521	88.0	2:50.449	52.53	1:06.507	09:52:04.268
9-	22.733	116.1	28.607	13.837	116.7	13.092	27.296	87.7	1:45.565 (3)	84.82	1.623	09:53:49.833
10-	22.702	114.3	28.168	13.520	117.7	12.805	27.099	87.2	1:44.294 (2)	85.85	0.352	09:55:34.127
11-	22.620	112.7	28.152	13.496	117.7	12.711	26.963	88.7	1:43.942 (1)	86.14		09:57:18.069
12-	22.720	114.5	28.244	13.605	116.9	13.683	27.734	86.3	1:45.986	84.48	2.044	09:59:04.055
13-	23.310	112.2	29.042	14.149	112.9	13.773	28.774	87.5	1:49.048	82.11	5.106	10:00:53.103

P8		20		Joel MARKLUND		KTM - Marklund Solutions / SP125						
IDEAL LAP TIME : 1:43.802		BEST LAP TIME : 1:44.149		DIFFERENCE : 0.347								
LAP	SECTOR 1	SECTOR 2	SECTOR 3	SECTOR 4	SECTOR 5	LAP TIME	MPH	DIFF	TIME OF DAY			
1-	OUTLAP	98.2	31.427	14.453	120.9	13.527	IN PIT		P			09:38:14.612

Weather / Track : Bright / Dry

Donington Park GP
Circuit Length = 2.4873 miles
Start: 09:35 Flag 10:00 End: 10:02

FREE PRACTICE 1 - SECTOR ANALYSIS



SECTOR 1 = FL to I1, SECTOR 2 = I1 to I2, SECTOR 3 = I2 to I3, SECTOR 4 = I3 to I4, SECTOR 5 = I4 to FL, DIFF = Difference To Personal Best Lap, P = Crossed Finish Line in Pit Lane, D = Time Disallowed

2-	OUTLAP	101.8	30.077	13.715	123.5	13.503	28.410	88.0	3:02.171	49.15	1:18.022	09:41:16.783
3-	22.706	115.7	28.600	13.738	122.0	13.798	27.917	88.0	1:46.759	83.87	2.610	09:43:03.542
4-	22.619	119.4	28.660	13.716	121.7	13.109	27.256	89.7	1:45.360 (2)	84.98	1.211	09:44:48.902
5-	22.518	116.3	28.279	13.239	124.9	13.178	26.935	91.3	1:44.149 (1)	85.97		09:46:33.051
6-	22.491	119.1	28.636	13.664	121.5	13.109	28.018	87.5	1:45.918	84.54	1.769	09:48:18.969
7-	23.094	110.7	29.427	13.784	121.7	13.059	IN PIT		1:48.784	P 82.31	4.635	09:50:07.753
8-	OUTLAP	96.5	30.049	13.916	122.2	13.689	27.988	90.2	4:34.621	32.60	2:50.472	09:54:42.374
9-	22.906	112.0	29.031	13.722	122.0	12.913	27.598	89.8	1:46.170	84.34	2.021	09:56:28.544
10-	22.622	114.9	28.875	13.785	121.5	13.132	27.399	90.8	1:45.813 (3)	84.62	1.664	09:58:14.357
11-	22.682	114.3	29.202	14.107	121.1	13.193	27.476	89.6	1:46.660	83.95	2.511	10:00:01.017
12-	23.387	110.7	29.178	13.611	123.1	12.858	27.460	89.7	1:46.494	84.08	2.345	10:01:47.511

P9	64	Asher DURHAM					Mahindra - Cresswell Racing					
IDEAL LAP TIME : 1:44.549			BEST LAP TIME : 1:45.061			DIFFERENCE : 0.512						
LAP	SECTOR 1	SECTOR 2	SECTOR 3	SECTOR 4	SECTOR 5	LAP TIME	MPH	DIFF	TIME OF DAY			
1-	OUTLAP	87.8	33.554	15.338	116.3	14.135	28.796	91.6		09:37:52.036		
2-	23.717	101.6	29.441	13.865	121.3	13.828	28.592	90.7	1:49.443	81.81	4.382	09:39:41.479
3-	23.504	105.5	29.318	13.950	121.3	13.603	28.039	91.7	1:48.414	82.59	3.353	09:41:29.893
4-	23.481	105.1	29.141	13.607	124.0	13.802	28.134	90.1	1:48.165	82.78	3.104	09:43:18.058
5-	25.035	106.1	28.998	13.454	124.2	13.408	30.126	91.3	1:51.021	80.65	5.960	09:45:09.079
6-	23.158	108.0	28.785	13.466	124.9	13.321	29.049	90.6	1:47.779	83.08	2.718	09:46:56.858
7-	25.127	96.2	30.143	13.745	122.2	13.332	27.855	91.5	1:50.202	81.25	5.141	09:48:47.060
8-	23.344	104.8	28.692	13.514	123.3	13.416	29.622	92.3	1:48.588	82.46	3.527	09:50:35.648
9-	22.987	110.9	28.799	13.419	124.0	13.215	27.774	91.6	1:46.194	84.32	1.133	09:52:21.842
10-	22.927	107.2	28.671	16.425	101.0	17.118	33.541	91.5	1:58.682	75.44	13.621	09:54:20.524
11-	23.015	108.7	29.012	13.549	122.4	13.287	28.006	90.4	1:46.869	83.78	1.808	09:56:07.393
12-	22.659	108.9	28.371	13.377	125.2	13.154	27.623	91.9	1:45.184 (2)	85.13	0.123	09:57:52.577
13-	22.545	105.8	28.228	13.642	123.1	13.234	27.545	91.9	1:45.194 (3)	85.12	0.133	09:59:37.771
14-	22.744	106.3	28.446	13.472	124.5	13.033	27.366	92.4	1:45.061 (1)	85.23		10:01:22.832

P10	30 S	Max COOK					Honda NSF - Wilson Racing					
IDEAL LAP TIME : 1:44.694			BEST LAP TIME : 1:45.117			DIFFERENCE : 0.423						
LAP	SECTOR 1	SECTOR 2	SECTOR 3	SECTOR 4	SECTOR 5	LAP TIME	MPH	DIFF	TIME OF DAY			
1-	OUTLAP	81.5	34.274	14.824	116.9	15.435	30.792	87.2		09:37:30.767		
2-	25.308	92.4	31.159	14.308	117.9	14.051	29.043	87.3	1:53.869	78.63	8.752	09:39:24.636
3-	24.705	92.3	30.733	14.314	117.3	13.856	29.013	87.7	1:52.621	79.50	7.504	09:41:17.257
4-	23.941	99.7	30.446	13.996	118.5	13.477	28.100	88.1	1:49.960	81.43	4.843	09:43:07.217
5-	23.577	97.3	29.707	13.910	117.9	13.341	27.837	87.3	1:48.372	82.62	3.255	09:44:55.589
6-	23.143	104.2	29.146	13.945	117.9	13.202	27.494	88.4	1:46.930	83.74	1.813	09:46:42.519
7-	23.037	103.4	28.784	13.833	116.9	13.164	27.260	88.2	1:46.078	84.41	0.961	09:48:28.597
8-	22.706	105.5	30.124	14.771	108.5	14.202	IN PIT		1:48.905	P 82.22	3.788	09:50:17.502
9-	OUTLAP	96.0	29.693	13.853	118.3	13.429	27.606	86.9	3:42.608	40.22	1:57.491	09:54:00.110
10-	22.910	105.1	28.756	14.152	117.3	12.861	27.228	88.2	1:45.907	84.55	0.790	09:55:46.017
11-	22.699	106.0	28.492	13.798	117.9	13.246	27.359	89.4	1:45.594 (3)	84.80	0.477	09:57:31.611
12-	22.628	106.1	28.271	14.121	117.7	12.961	27.136	87.8	1:45.117 (1)	85.18		09:59:16.728
13-	22.776	103.8	28.414	13.890	117.1	13.001	27.237	89.6	1:45.318 (2)	85.02	0.201	10:01:02.046

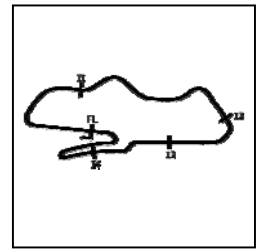
P11	44	Edmund BEST					KTM - SymCirrus Motorsport					
IDEAL LAP TIME : 1:44.911			BEST LAP TIME : 1:45.225			DIFFERENCE : 0.314						
LAP	SECTOR 1	SECTOR 2	SECTOR 3	SECTOR 4	SECTOR 5	LAP TIME	MPH	DIFF	TIME OF DAY			
1-	OUTLAP	102.2	31.141	14.117	118.9	14.099	29.292	88.3		09:50:45.149		
2-	23.317	106.1	29.162	13.675	118.9	13.284	28.494	89.8	1:47.932	82.96	2.707	09:52:33.081
3-	23.003	110.1	28.786	13.554	119.1	13.124	28.352	89.6	1:46.819	83.82	1.594	09:54:19.900
4-	22.911	111.2	28.922	13.559	118.7	13.161	27.941	89.6	1:46.494	84.08	1.269	09:56:06.394
5-	22.705	110.7	28.471	13.670	118.5	12.924	27.468	89.8	1:45.238 (2)	85.08	0.013	09:57:51.632
6-	22.655	110.0	28.328	13.704	118.3	13.125	27.791	87.7	1:45.603 (3)	84.79	0.378	09:59:37.235
7-	22.682	110.7	28.390	13.731	118.1	12.906	27.516	90.3	1:45.225 (1)	85.09		10:01:22.460

MCRCB BULLETIN TK007

2017 MCE British Superbike Championship - Round 1

2017 HEL Performance British Motostar Championship

FREE PRACTICE 1 - SECTOR ANALYSIS



SECTOR 1 = FL to I1, SECTOR 2 = I1 to I2, SECTOR 3 = I2 to I3, SECTOR 4 = I3 to I4, SECTOR 5 = I4 to FL, DIFF = Difference To Personal Best Lap, P = Crossed Finish Line in Pit Lane, D = Time Disallowed

P12 6 Taz TAYLOR		KTM - GAcompetition										
IDEAL LAP TIME : 1:44.145		BEST LAP TIME : 1:45.433					DIFFERENCE : 1.288					
LAP	SECTOR 1	SECTOR 2	SECTOR 3	SECTOR 4	SECTOR 5	LAP TIME	MPH	DIFF	TIME OF DAY			
1-	OUTLAP	76.3	35.214	14.923	122.2	15.249	31.162	91.0		09:37:22.139		
2-	25.279	89.1	30.884	14.037	125.2	13.585	29.121	92.8	1:52.906 (3)	79.30	7.473	09:39:15.045
3-	23.204	101.5	29.353	13.608	125.4	13.094	27.690	93.3	1:46.949 (2)	83.72	1.516	09:41:01.994
4-	22.470	103.7	28.446	13.429	125.4	13.353	27.735	93.5	1:45.433 (1)	84.93		09:42:47.427
5-	22.625	103.7	29.324	13.827	117.5	13.271	IN PIT		1:47.572 P	83.24	2.139	09:44:34.999
6-	OUTLAP	101.9	28.228	13.358	126.1	13.369	27.328	93.2	2:44.246	54.51	58.813	09:47:19.245

P13 19 S Victor RODRIGUEZ		Honda NSF - GA Competition										
IDEAL LAP TIME : 1:44.858		BEST LAP TIME : 1:45.461					DIFFERENCE : 0.603					
LAP	SECTOR 1	SECTOR 2	SECTOR 3	SECTOR 4	SECTOR 5	LAP TIME	MPH	DIFF	TIME OF DAY			
1-	OUTLAP	89.1	32.570	14.283	117.3	13.480	28.293	88.0				09:38:55.312
2-	23.620	101.9	29.426	13.775	120.2	12.972	28.636	89.4	1:48.429	82.58	2.968	09:40:43.741
3-	23.178	109.1	29.256	14.150	117.9	14.154	28.036	88.7	1:48.774	82.32	3.313	09:42:32.515
4-	23.171	109.1	29.059	13.906	119.1	13.088	28.221	88.7	1:47.445	83.33	1.984	09:44:19.960
5-	23.060	110.5	29.170	13.972	118.1	13.177	IN PIT		1:48.728 P	82.35	3.267	09:46:08.688
6-	OUTLAP	93.3	35.374	14.121	118.7	13.923	28.542	88.6	2:44.073	54.57	58.612	09:48:52.761
7-	23.096	110.7	29.086	13.882	117.1	13.181	27.763	89.4	1:47.008	83.68	1.547	09:50:39.769
8-	22.864	110.1	29.059	13.791	119.6	13.058	27.784	89.6	1:46.556	84.03	1.095	09:52:26.325
9-	22.814	112.0	29.084	13.896	118.1	13.096	27.819	89.7	1:46.709	83.91	1.248	09:54:13.034
10-	22.779	114.9	28.762	13.794	118.3	12.904	27.549	90.8	1:45.788 (3)	84.64	0.327	09:55:58.822
11-	23.017	115.5	28.596	13.814	118.3	12.891	27.611	89.9	1:45.929	84.53	0.468	09:57:44.751
12-	22.483	115.9	28.698	13.873	117.9	12.894	27.765	90.3	1:45.713 (2)	84.70	0.252	09:59:30.464
13-	22.764	112.7	28.905	13.788	117.7	12.705	27.299	90.4	1:45.461 (1)	84.90		10:01:15.925

P14 72 S Cameron HORSMAN		Honda NSF - Nova/FAB Racing										
IDEAL LAP TIME : 1:45.207		BEST LAP TIME : 1:45.491					DIFFERENCE : 0.284					
LAP	SECTOR 1	SECTOR 2	SECTOR 3	SECTOR 4	SECTOR 5	LAP TIME	MPH	DIFF	TIME OF DAY			
1-	OUTLAP	111.1	29.901	14.378	112.5	14.386	28.672	85.8				09:38:42.459
2-	23.402	110.9	29.831	14.039	113.5	13.607	28.117	86.2	1:48.996	82.15	3.505	09:40:31.455
3-	23.246	114.9	29.111	14.369	111.1	14.319	28.183	86.4	1:49.228	81.97	3.737	09:42:20.683
4-	23.529	102.9	29.317	13.807	114.9	13.645	27.827	86.8	1:48.125	82.81	2.634	09:44:08.808
5-	22.953	116.5	28.513	13.733	114.9	13.287	27.702	86.5	1:46.188	84.32	0.697	09:45:54.996
6-	22.905	116.9	28.424	13.855	113.7	13.325	27.336	86.9	1:45.845 (3)	84.59	0.354	09:47:40.841
7-	22.915	115.7	28.446	13.849	113.3	13.174	27.487	85.9	1:45.871	84.57	0.380	09:49:26.712
8-	22.938	115.1	29.070	13.878	112.7	13.208	IN PIT		1:47.219 P	83.51	1.728	09:51:13.931
9-	OUTLAP	111.2	29.982	14.124	113.3	13.284	27.415	86.3	3:13.226	46.34	1:27.735	09:54:27.157
10-	22.839	118.3	28.465	14.123	113.3	13.143	27.537	85.8	1:46.107	84.39	0.616	09:56:13.264
11-	22.984	117.5	28.434	13.792	114.3	13.092	27.470	87.1	1:45.772 (2)	84.65	0.281	09:57:59.036
12-	22.877	115.9	28.247	13.908	113.5	13.081	27.378	86.9	1:45.491 (1)	84.88		09:59:44.527
13-	22.810	115.3	28.469	13.934	113.1	13.251	27.541	86.9	1:46.005	84.47	0.514	10:01:30.532

P15 52 Jorel BOERBOOM		Kalex KTM - Fireplace Warehouse										
IDEAL LAP TIME : 1:44.486		BEST LAP TIME : 1:45.519					DIFFERENCE : 1.033					
LAP	SECTOR 1	SECTOR 2	SECTOR 3	SECTOR 4	SECTOR 5	LAP TIME	MPH	DIFF	TIME OF DAY			
1-		88.6	31.174	13.931	123.5	14.002	28.941	90.2				09:36:56.108
2-	23.148	103.2	29.616	13.938	123.3	13.107	27.933	91.0	1:47.742 (2)	83.11	2.223	09:38:43.850
3-	22.621	106.3	28.897	13.660	123.1	12.762	27.579	91.5	1:45.519 (1)	84.86		09:40:29.369

P16 24 S Shane FABER		Honda NSF - Symcirus Motorsport / Shane Faber Racing										
IDEAL LAP TIME : 1:45.371		BEST LAP TIME : 1:45.566					DIFFERENCE : 0.195					
LAP	SECTOR 1	SECTOR 2	SECTOR 3	SECTOR 4	SECTOR 5	LAP TIME	MPH	DIFF	TIME OF DAY			
1-	OUTLAP	86.1	30.799	14.026	118.9	13.875	28.958	88.8				09:36:56.349
2-	23.315	102.2	29.593	13.961	118.5	13.784	27.917	88.6	1:48.570	82.47	3.004	09:38:44.919
3-	23.464	101.0	29.299	13.823	116.5	13.873	28.165	89.6	1:48.624	82.43	3.058	09:40:33.543
4-	23.265	102.7	29.058	13.630	118.1	13.787	27.695	89.2	1:47.435	83.34	1.869	09:42:20.978
5-	23.101	101.5	29.211	13.606	117.3	13.511	27.733	88.7	1:47.162	83.55	1.596	09:44:08.140

Weather / Track : Bright / Dry

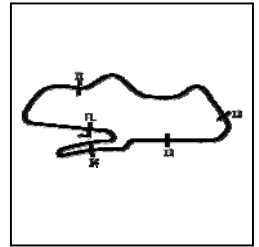
Donington Park GP
Circuit Length = 2.4873 miles
Start: 09:35 Flag 10:00 End: 10:02

MCRCB BULLETIN TK007

2017 MCE British Superbike Championship - Round 1

2017 HEL Performance British Motostar Championship

FREE PRACTICE 1 - SECTOR ANALYSIS



SECTOR 1 = FL to I1, SECTOR 2 = I1 to I2, SECTOR 3 = I2 to I3, SECTOR 4 = I3 to I4, SECTOR 5 = I4 to FL, DIFF = Difference To Personal Best Lap, P = Crossed Finish Line in Pit Lane, D = Time Disallowed

Lap	24.305	96.8	29.412	13.723	116.9	13.631	IN PIT	1:47.404	P	83.37	1.838	09:45:55.544
6-												
7-	OUTLAP	97.3	29.426	13.783	116.1	13.703	27.819	88.2	3:24.782	43.72	1:39.216	09:49:20.326
8-	22.901	106.5	28.639	13.629	116.3	13.321	27.385	89.1	1:45.875 (3)	84.57	0.309	09:51:06.201
9-	22.930	98.9	28.959	13.723	116.9	13.450	27.675	88.9	1:46.737	83.89	1.171	09:52:52.938
10-	23.414	94.5	29.404	13.980	116.3	13.551	27.495	88.2	1:47.844	83.03	2.278	09:54:40.782
11-	22.922	106.5	28.597	13.631	116.7	13.403	27.402	88.2	1:45.955	84.51	0.389	09:56:26.737
12-	23.010	104.3	28.626	13.731	116.3	13.420	27.199	88.9	1:45.986	84.48	0.420	09:58:12.723
13-	22.763	108.9	28.515	13.709	116.7	13.336	27.243	88.3	1:45.566 (1)	84.82		09:59:58.289
14-	22.841	109.1	28.552	13.712	116.7	13.346	27.166	89.2	1:45.617 (2)	84.78	0.051	10:01:43.906

P17 34		Liam DELVES					DR-Moto - Stauff Connect Academy / Dr-Moto					
IDEAL LAP TIME : 1:45.710		BEST LAP TIME : 1:46.122					DIFFERENCE : 0.412					
LAP	SECTOR 1	SECTOR 2	SECTOR 3	SECTOR 4	SECTOR 5	LAP TIME	MPH	DIFF	TIME OF DAY			
1-	OUTLAP	83.8	33.029	14.654	111.6	16.989	31.444	88.1				09:37:45.270
2-	23.510	105.8	30.282	14.149	117.9	14.149	30.456	88.3	1:52.546	79.56	6.424	09:39:37.816
3-	23.138	106.8	29.185	13.713	119.4	13.632	29.553	88.4	1:49.221	81.98	3.099	09:41:27.037
4-	23.412	105.8	29.761	14.149	113.7	14.345	30.744	89.3	1:52.411	79.65	6.289	09:43:19.448
5-	22.883	110.7	28.806	13.683	118.9	13.492	29.143	88.1	1:48.007	82.90	1.885	09:45:07.455
6-	22.965	109.4	28.782	13.989	116.3	13.514	30.054	88.1	1:49.304	81.92	3.182	09:46:56.759
7-	22.847	108.4	28.913	13.687	119.4	13.421	29.079	88.6	1:47.947	82.95	1.825	09:48:44.706
8-	22.581	112.5	28.621	13.814	118.3	13.400	28.944	88.7	1:47.360	83.40	1.238	09:50:32.066
9-	22.569	111.6	28.537	13.561	118.9	13.562	28.230	88.2	1:46.459 (2)	84.11	0.337	09:52:18.525
10-	24.767	100.7	29.451	14.629	108.7	13.620	29.169	88.2	1:51.636	80.21	5.514	09:54:10.161
11-	22.711	110.7	28.985	13.707	118.1	13.405	28.610	88.7	1:47.418	83.36	1.296	09:55:57.579
12-	22.474	112.9	28.388	13.802	117.1	13.264	28.590	88.4	1:46.518 (3)	84.06	0.396	09:57:44.097
13-	22.551	110.9	28.268	13.717	117.7	13.177	28.409	87.8	1:46.122 (1)	84.37		09:59:30.219
14-	22.800	109.2	29.269	14.045	115.1	13.501	28.661	88.6	1:48.276	82.70	2.154	10:01:18.495

P18 28		Lee HINDLE					KTM - JH Motorsport					
IDEAL LAP TIME : 1:46.151		BEST LAP TIME : 1:46.347					DIFFERENCE : 0.196					
LAP	SECTOR 1	SECTOR 2	SECTOR 3	SECTOR 4	SECTOR 5	LAP TIME	MPH	DIFF	TIME OF DAY			
1-	OUTLAP	83.3	33.369	14.901	107.8	15.256	31.196	90.1				09:37:29.532
2-	24.378	96.6	31.444	13.999	120.6	14.302	29.306	91.3	1:53.429	78.94	7.082	09:39:22.961
3-	23.742	98.1	32.318	18.796	75.3	15.145	28.182	92.3	1:58.183	75.76	11.836	09:41:21.144
4-	23.296	101.5	29.468	13.751	122.2	13.932	27.918	91.5	1:48.365	82.63	2.018	09:43:09.509
5-	23.337	103.4	29.410	13.791	121.5	13.594	28.920	92.4	1:49.052	82.11	2.705	09:44:58.561
6-	23.326	101.8	29.341	13.886	119.8	14.213	29.598	91.9	1:50.364	81.13	4.017	09:46:48.925
7-	23.116	100.1	30.039	13.655	120.9	13.615	28.078	91.5	1:48.503	82.52	2.156	09:48:37.428
8-	23.245	103.7	29.152	13.697	120.9	13.280	28.008	91.1	1:47.382	83.38	1.035	09:50:24.810
9-	23.210	100.3	29.131	13.740	119.6	13.187	27.793	91.6	1:47.061	83.63	0.714	09:52:11.871
10-	22.903	103.8	28.997	13.777	119.8	13.289	27.929	91.3	1:46.895 (3)	83.76	0.548	09:53:58.766
11-	22.991	104.0	29.781	14.486	119.6	13.343	28.430	91.5	1:49.031	82.12	2.684	09:55:47.797
12-	23.023	102.1	29.314	13.802	119.8	13.123	27.786	91.2	1:47.048	83.64	0.701	09:57:34.845
13-	22.907	106.3	28.889	13.905	118.5	13.082	27.890	90.3	1:46.673 (2)	83.94	0.326	09:59:21.518
14-	22.982	105.6	28.835	13.723	118.9	13.131	27.676	90.7	1:46.347 (1)	84.20		10:01:07.865

P19 25		Mike BROUWERS					APG Moto - TEC7-Joma / Brouwersracingteam						
IDEAL LAP TIME : 1:46.022		BEST LAP TIME : 1:46.389					DIFFERENCE : 0.367						
LAP	SECTOR 1	SECTOR 2	SECTOR 3	SECTOR 4	SECTOR 5	LAP TIME	MPH	DIFF	TIME OF DAY				
1-	OUTLAP	83.0	33.360	15.072	113.1	14.498	31.359	85.8				09:38:17.414	
2-	24.147	105.8	31.107	14.353	115.3	13.782	29.916	85.7	1:53.305	79.02	6.916	09:40:10.719	
3-	23.823	105.6	29.794	14.457	114.1	13.469	29.206	86.9	1:50.749	80.85	4.360	09:42:01.468	
4-	23.852	113.7	29.872	14.186	115.3	14.066	30.219	86.3	1:52.195	79.81	5.806	09:43:53.663	
5-	23.839	110.0	29.480	14.037	115.5	13.352	28.924	85.4	1:49.632	81.67	3.243	09:45:43.295	
6-	23.346	106.0	28.734	13.754	115.7	13.274	28.364	87.2	1:47.472	83.31	1.083	09:47:30.767	
7-	23.223	113.1	28.974	13.727	116.9	14.146	IN PIT		1:46.562	P	84.03	0.173	09:49:17.329
8-	OUTLAP	107.5	29.302	13.975	115.7	13.391	28.893	86.3	3:19.763	44.82	1:33.374	09:52:37.092	
9-	23.115	113.5	28.663	13.862	115.7	13.075	28.419	86.3	1:47.134 (3)	83.58	0.745	09:54:24.226	
10-	22.929	112.2	28.502	13.849	115.1	13.195	28.082	87.6	1:46.557 (2)	84.03	0.168	09:56:10.783	
11-	22.842	114.3	28.315	13.723	115.5	13.106	28.403	86.3	1:46.389 (1)	84.16		09:57:57.172	
12-	22.827	112.7	28.695	14.005	113.9	13.236	28.642	83.5	1:47.405	83.37	1.016	09:59:44.577	
13-	23.531	112.0	28.837	14.046	110.5	13.359	30.762	69.6	1:50.535	81.01	4.146	10:01:35.112	

Weather / Track : Bright / Dry

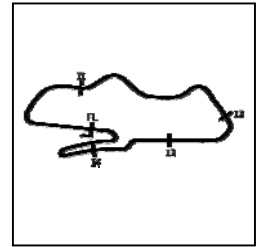
Donington Park GP
Circuit Length = 2.4873 miles
Start: 09:35 Flag 10:00 End: 10:02

MCRCB BULLETIN TK007

2017 MCE British Superbike Championship - Round 1

2017 HEL Performance British Motostar Championship

FREE PRACTICE 1 - SECTOR ANALYSIS



SECTOR 1 = FL to I1, SECTOR 2 = I1 to I2, SECTOR 3 = I2 to I3, SECTOR 4 = I3 to I4, SECTOR 5 = I4 to FL, DIFF = Difference To Personal Best Lap, P = Crossed Finish Line in Pit Lane, D = Time Disallowed

P20 54		Sam BURMAN			KTM - TeamWNT / Burman Racing								
IDEAL LAP TIME : 1:46.344		BEST LAP TIME : 1:46.660			DIFFERENCE : 0.316								
LAP	SECTOR 1	SECTOR 2	SECTOR 3	SECTOR 4	SECTOR 5	LAP TIME	MPH	DIFF	TIME OF DAY				
1-		89.9	31.400	14.300	124.2	14.458	29.806	91.5		09:36:58.246			
2-	23.783	99.1	30.707	14.025	123.8	13.763	29.227	91.3	1:51.505	80.30	4.845	09:38:49.751	
3-	23.577	99.4	29.691	13.910	123.3	13.994	29.158	93.6	1:50.330	81.16	3.670	09:40:40.081	
4-	23.530	101.5	29.417	14.120	122.0	13.811	28.940	91.7	1:49.818	81.53	3.158	09:42:29.899	
5-	23.814	101.2	29.945	14.213	122.2	13.627	29.120	92.0	1:50.719	80.87	4.059	09:44:20.618	
6-	23.538	101.5	29.336	13.810	123.3	13.523	28.459	91.3	1:48.666	82.40	2.006	09:46:09.284	
7-	23.644	103.8	29.059	13.884	122.6	13.590	IN PIT		1:47.788	P	83.07	1.128	09:47:57.072
8-	OUTLAP	95.8	30.527	13.967	122.6	14.296	29.261	92.0	2:48.342	53.19	1:01.682	09:50:45.414	
9-	23.633	103.8	29.078	13.595	123.5	13.442	28.330	92.9	1:48.078	82.85	1.418	09:52:33.492	
10-	23.321	107.8	28.850	13.563	124.5	13.115	28.576	92.5	1:47.425	83.35	0.765	09:54:20.917	
11-	23.408	105.8	29.086	13.839	123.3	13.604	28.413	92.8	1:48.350	82.64	1.690	09:56:09.267	
12-	23.354	106.3	28.661	13.828	123.3	13.356	27.812	91.3	1:47.011	(2)	83.67	0.351	09:57:56.278
13-	23.282	104.0	28.613	13.763	122.9	13.231	27.771	91.9	1:46.660	(1)	83.95		09:59:42.938
14-	23.417	102.2	28.951	13.701	122.2	13.209	28.019	91.7	1:47.297	(3)	83.45	0.637	10:01:30.235

P21 55 S		Jack SCOTT			Honda NSF - J J Racing								
IDEAL LAP TIME : 1:46.371		BEST LAP TIME : 1:46.921			DIFFERENCE : 0.550								
LAP	SECTOR 1	SECTOR 2	SECTOR 3	SECTOR 4	SECTOR 5	LAP TIME	MPH	DIFF	TIME OF DAY				
1-	OUTLAP	88.7	32.430	14.519	110.7	14.254	29.025	86.8				09:37:03.969	
2-	24.085	105.0	30.539	14.045	112.5	13.595	28.360	85.5	1:50.624	80.94	3.703	09:38:54.593	
3-	23.955	109.4	29.681	13.996	112.0	13.836	IN PIT		1:48.165	P	82.78	1.244	09:40:42.758
4-	OUTLAP	105.3	29.539	13.818	114.3	13.669	28.687	87.1	2:28.269	60.39	41.348	09:43:11.027	
5-	23.627	103.5	29.271	13.862	112.9	13.432	28.023	87.6	1:48.215	82.74	1.294	09:44:59.242	
6-	24.173	107.8	29.094	13.871	113.9	13.604	28.704	86.6	1:49.446	81.81	2.525	09:46:48.688	
7-	23.582	103.8	30.169	13.892	112.7	13.501	28.358	87.7	1:49.502	81.77	2.581	09:48:38.190	
8-	23.663	102.4	29.487	13.979	113.9	13.508	28.050	87.0	1:48.687	82.38	1.766	09:50:26.877	
9-	23.309	109.1	28.858	13.918	111.6	13.258	27.578	86.4	1:46.921	(1)	83.74		09:52:13.798
10-	23.338	107.7	28.976	13.741	112.5	13.165	27.827	86.9	1:47.047	(2)	83.64	0.126	09:54:00.845
11-	23.168	108.9	28.933	13.805	112.4	13.638	IN PIT		1:45.363	P	84.98		09:55:46.208
12-	OUTLAP	93.8	31.552	14.891	108.5	14.093	29.020	85.8	3:02.096	49.17	1:15.175	09:58:48.304	
13-	23.539	107.8	28.719	14.080	110.7	13.484	27.854	86.8	1:47.676	(3)	83.16	0.755	10:00:35.980

P22 89 S		T. Fox MORETON			Honda NSF - Banks Racing / Moto Engineering								
IDEAL LAP TIME : 1:48.307		BEST LAP TIME : 1:48.449			DIFFERENCE : 0.142								
LAP	SECTOR 1	SECTOR 2	SECTOR 3	SECTOR 4	SECTOR 5	LAP TIME	MPH	DIFF	TIME OF DAY				
1-	OUTLAP	76.6	35.349	15.856	112.9	15.313	32.266	86.6				09:37:21.985	
2-	25.715	93.4	31.791	14.728	115.3	14.187	30.620	86.4	1:57.041	76.50	8.592	09:39:19.026	
3-	24.117	110.5	30.703	14.273	115.3	13.931	29.573	86.9	1:52.597	79.52	4.148	09:41:11.623	
4-	24.749	105.0	31.209	14.987	113.3	14.312	29.761	87.7	1:55.018	77.85	6.569	09:43:06.641	
5-	23.748	108.5	30.516	14.143	116.7	13.561	29.852	88.8	1:51.820	80.07	3.371	09:44:58.461	
6-	25.306	102.6	30.187	14.091	115.7	13.595	IN PIT		1:54.362	P	78.29	5.913	09:46:52.823
7-	OUTLAP	104.0	30.608	14.439	114.1	13.797	29.583	86.6	3:05.016	48.39	1:16.567	09:49:57.839	
8-	23.914	105.1	30.044	14.155	114.5	13.771	29.048	88.3	1:50.932	80.72	2.483	09:51:48.771	
9-	23.986	102.7	29.935	13.839	118.3	13.484	29.388	88.3	1:50.632	80.93	2.183	09:53:39.403	
10-	23.560	103.7	29.423	14.088	114.9	13.283	28.987	88.6	1:49.341	(3)	81.89	0.892	09:55:28.744
11-	23.523	107.8	29.417	14.028	115.1	13.466	28.668	87.3	1:49.102	(2)	82.07	0.653	09:57:17.846
12-	23.459	106.6	29.058	13.893	114.5	13.334	28.705	86.9	1:48.449	(1)	82.56		09:59:06.295
13-	24.187	89.9	32.289	14.391	116.1	13.383	29.508	88.1	1:53.758		78.71	5.309	10:01:00.053

P23 56 S		Charlie ATKINS			Honda NSF - Wilson Racing							
IDEAL LAP TIME : 1:48.111		BEST LAP TIME : 1:48.610			DIFFERENCE : 0.499							
LAP	SECTOR 1	SECTOR 2	SECTOR 3	SECTOR 4	SECTOR 5	LAP TIME	MPH	DIFF	TIME OF DAY			
1-	OUTLAP	84.0	33.968	14.930		15.754	31.657	89.3				09:37:31.526
2-	25.245	97.5	31.051	14.174		14.344	29.657	89.3	1:54.471	78.22	5.861	09:39:25.997
3-	24.212	99.4	30.390	14.041		14.236	29.043	90.6	1:51.922	80.00	3.312	09:41:17.919
4-	23.892	103.0	30.755	13.878		13.767	28.518	89.9	1:50.810	80.80	2.200	09:43:08.729

Weather / Track : Bright / Dry

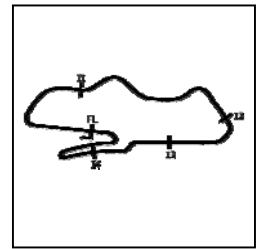
Donington Park GP
Circuit Length = 2.4873 miles
Start: 09:35 Flag 10:00 End: 10:02

MCRCB BULLETIN TK007

2017 MCE British Superbike Championship - Round 1

2017 HEL Performance British Motostar Championship

FREE PRACTICE 1 - SECTOR ANALYSIS



SECTOR 1 = FL to I1, SECTOR 2 = I1 to I2, SECTOR 3 = I2 to I3, SECTOR 4 = I3 to I4, SECTOR 5 = I4 to FL, DIFF = Difference To Personal Best Lap, P = Crossed Finish Line in Pit Lane, D = Time Disallowed

5-	23.598	105.1	29.589	13.855	13.429	28.925	90.8	1:49.396 (2)	81.85	0.786	09:44:58.125	
6-	23.615	103.0	30.047	13.928	13.710	28.954	90.3	1:50.254	81.21	1.644	09:46:48.379	
7-	23.495	102.1	29.722	14.046	13.502	28.767	90.4	1:49.532 (3)	81.75	0.922	09:48:37.911	
8-	23.766	106.1	29.429	13.860	13.539	IN PIT		1:48.165 P	82.78		09:50:26.076	
9-	OUTLAP	100.9	31.536	14.034	117.9	13.976	29.468	89.8	3:12.629	46.48	1:24.019	09:53:38.705
10-	23.505	105.5	29.811	14.633	13.696	IN PIT		1:47.531 P	83.27		09:55:26.236	
11-	OUTLAP	105.0	30.588	14.080	118.1	13.611	30.110	89.2	3:01.986	49.20	1:13.376	09:58:28.222
12-	23.697	105.3	29.511	14.070	117.7	13.181	28.151	88.8	1:48.610 (1)	82.44		10:00:16.832

P24	76 S	Elliot PINSON				Honda NSF - Cresswell Racing						
IDEAL LAP TIME : 1:47.852		BEST LAP TIME : 1:48.635				DIFFERENCE : 0.783						
LAP	SECTOR 1	SECTOR 2	SECTOR 3	SECTOR 4	SECTOR 5	LAP TIME	MPH	DIFF	TIME OF DAY			
1-	OUTLAP	77.8	34.429	15.654	110.9	15.787	31.292	84.4		09:37:23.906		
2-	25.602	89.5	32.085	14.397	113.9	14.304	29.254	84.6	1:55.642	77.43	7.007	09:39:19.548
3-	24.585	101.5	30.286	13.915	115.7	14.534	29.031	84.9	1:52.351	79.70	3.716	09:41:11.899
4-	24.931	88.3	30.311	14.165	112.5	13.874	28.544	85.3	1:51.825	80.07	3.190	09:43:03.724
5-	23.592	106.3	30.015	14.067	112.5	13.989	IN PIT		1:53.025 P	79.22	4.390	09:44:56.749
6-	OUTLAP	101.3	30.070	14.157	112.7	13.812	28.284	85.1	2:57.459	50.45	1:08.824	09:47:54.208
7-	23.987	99.2	29.722	14.076	111.4	13.647	28.321	85.3	1:49.753	81.58	1.118	09:49:43.961
8-	24.076	98.8	30.649	14.399	108.2	14.013	27.858	85.5	1:50.995	80.67	2.360	09:51:34.956
9-	23.604	97.3	29.942	14.194	110.9	13.468	27.455	85.7	1:48.663 (2)	82.40	0.028	09:53:23.619
10-	23.595	101.6	29.702	14.179	111.1	13.676	27.654	86.2	1:48.806 (3)	82.29	0.171	09:55:12.425
11-	23.732	101.8	29.422	14.238	110.1	13.472	27.771	85.8	1:48.635 (1)	82.42		09:57:01.060
12-	23.684	101.8	29.697	14.308	110.9	13.646	27.670	85.8	1:49.005	82.14	0.370	09:58:50.065
13-	23.677	102.6	31.321	15.023	108.7	14.466	29.040	83.0	1:53.527	78.87	4.892	10:00:43.592

P25	16 S	Connall COURTNEY				Honda NSF - Mototech CCR					
IDEAL LAP TIME :		BEST LAP TIME : 1:48.698				DIFFERENCE :					
LAP	SECTOR 1	SECTOR 2	SECTOR 3	SECTOR 4	SECTOR 5	LAP TIME	MPH	DIFF	TIME OF DAY		
1-										09:38:49.544	
2-							1:52.629	79.50	3.931	09:40:42.173	
3-							1:52.206	79.80	3.508	09:42:34.379	
4-							<i>IN PIT</i>	1:53.154 P	79.13	4.456	09:44:27.533
5-							2:47.375	53.49	58.677	09:47:14.909	
6-							1:50.377 (3)	81.12	1.679	09:49:05.286	
7-							1:51.271	80.47	2.573	09:50:56.557	
8-							1:49.415 (2)	81.83	0.717	09:52:45.972	
9-							1:48.698 (1)	82.37		09:54:34.670	
10-							<i>IN PIT</i>	1:59.259 P	75.08	10.561	09:56:33.929

P26	95 S	Ross TURNER				Honda NSF - RedRat Racing					
IDEAL LAP TIME :		BEST LAP TIME : 1:49.181				DIFFERENCE :					
LAP	SECTOR 1	SECTOR 2	SECTOR 3	SECTOR 4	SECTOR 5	LAP TIME	MPH	DIFF	TIME OF DAY		
1-										09:37:23.325	
2-							1:58.301	75.69	9.120	09:39:21.626	
3-							1:54.962	77.89	5.781	09:41:16.588	
4-							1:55.064	77.82	5.883	09:43:11.652	
5-							1:51.421	80.36	2.240	09:45:03.073	
6-							1:51.184	80.53	2.003	09:46:54.257	
7-							<i>IN PIT</i>	1:55.922 P	77.24	6.741	09:48:50.179
8-							2:57.089	50.56	1:07.908	09:51:47.269	
9-							1:52.514	79.58	3.333	09:53:39.783	
10-							1:49.885 (3)	81.48	0.704	09:55:29.668	
11-							1:49.315 (2)	81.91	0.134	09:57:18.983	
12-							1:49.181 (1)	82.01		09:59:08.164	
13-							1:52.482	79.60	3.301	10:01:00.646	

P27	27	Josh HODGE				KTM - Team HPR					
IDEAL LAP TIME : 1:48.259		BEST LAP TIME : 1:49.246				DIFFERENCE : 0.987					
LAP	SECTOR 1	SECTOR 2	SECTOR 3	SECTOR 4	SECTOR 5	LAP TIME	MPH	DIFF	TIME OF DAY		

Donington Park GP
 Circuit Length = 2.4873 miles
 Start: 09:35 Flag 10:00 End: 10:02

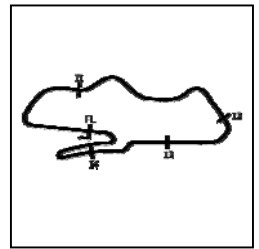
Weather / Track : Bright / Dry

MCRCB BULLETIN TK007

2017 MCE British Superbike Championship - Round 1

2017 HEL Performance British Motostar Championship

FREE PRACTICE 1 - SECTOR ANALYSIS



SECTOR 1 = FL to I1, SECTOR 2 = I1 to I2, SECTOR 3 = I2 to I3, SECTOR 4 = I3 to I4, SECTOR 5 = I4 to FL, DIFF = Difference To Personal Best Lap, P = Crossed Finish Line in Pit Lane, D = Time Disallowed

1-	87.6	32.552	14.383	113.5	14.538	29.954	88.6				09:37:00.396		
2-	24.169	101.8	30.648	14.210	115.9	14.209	28.816	89.3	1:52.052	79.91	2.806	09:38:52.448	
3-	23.968	104.8	29.971	13.887	116.7	13.968	29.063	89.1	1:50.857	80.77	1.611	09:40:43.305	
4-	23.986	105.1	29.850	13.911	116.3	14.118	IN PIT		1:50.079	P	81.34	0.833	09:42:33.384
5-	OUTLAP	103.4	29.861	13.923	116.1	13.982	28.916	89.1	6:06.841		24.40	4:17.595	09:48:40.225
6-	23.665	107.5	29.312	13.925	116.1	13.732	28.895	89.1	1:49.529	(2)	81.75	0.283	09:50:29.754
7-	23.503	108.7	29.185	13.954	115.3	13.762	29.190	89.9	1:49.594	(3)	81.70	0.348	09:52:19.348
8-	23.603	110.1	29.461	13.943	115.5	13.584	28.655	88.9	1:49.246	(1)	81.96		09:54:08.594
9-	23.733	107.0	29.818	13.897	117.1	13.731	28.534	89.6	1:49.713		81.61	0.467	09:55:58.307
10-	23.277	108.0	29.444	13.957	117.1	13.376	IN PIT		1:48.311	P	82.67		09:57:46.618

P28 45 S		Scott SWANN				Honda NSF - Swann Racing							
IDEAL LAP TIME : 1:48.786		BEST LAP TIME : 1:49.547				DIFFERENCE : 0.761							
LAP	SECTOR 1	SECTOR 2	SECTOR 3	SECTOR 4	SECTOR 5	LAP TIME	MPH	DIFF	TIME OF DAY				
1-	OUTLAP	74.6	37.091	15.253	110.3	16.079	31.893	84.6			09:37:26.839		
2-	26.140	91.1	31.938	14.064	113.7	14.961	30.141	86.3	1:57.244	76.37	7.697	09:39:24.083	
3-	25.023	92.9	31.752	14.154	115.1	14.279	29.237	86.6	1:54.445	78.24	4.898	09:41:18.528	
4-	23.982	96.9	30.251	14.223	115.7	14.453	29.133	87.1	1:52.042	79.92	2.495	09:43:10.570	
5-	23.880	98.1	29.874	13.695	116.7	13.580	28.518	86.9	1:49.547	(1)	81.74		09:45:00.117
6-	24.432	96.2	30.888	13.940	115.3	13.589	28.467	87.2	1:51.316	80.44	1.769	09:46:51.433	
7-	24.046	97.2	30.231	14.371	112.5	13.839	IN PIT		1:50.044	P	81.37	0.497	09:48:41.477
8-	OUTLAP	98.5	30.408	14.252	113.7	13.445	28.809	86.8	3:45.807		39.65	1:56.260	09:52:27.284
9-	23.931	99.1	30.134	14.149	114.1	13.418	28.760	85.9	1:50.392	81.11	0.845	09:54:17.676	
10-	24.231	98.3	30.332	14.098	114.1	13.883	28.758	86.9	1:51.302	80.45	1.755	09:56:08.978	
11-	24.201	100.3	29.852	13.984	114.9	13.426	28.326	87.5	1:49.789	(3)	81.56	0.242	09:57:58.767
12-	23.901	101.0	29.658	14.259	113.3	13.462	28.394	85.9	1:49.674	(2)	81.64	0.127	09:59:48.441
13-	24.358	100.1	29.467	14.156	113.5	13.490	28.512	86.5	1:49.983	81.41	0.436	10:01:38.424	

P29 99		Stephen CAMPBELL				Honda - Campbell Racing							
IDEAL LAP TIME : 1:50.105		BEST LAP TIME : 1:50.486				DIFFERENCE : 0.381							
LAP	SECTOR 1	SECTOR 2	SECTOR 3	SECTOR 4	SECTOR 5	LAP TIME	MPH	DIFF	TIME OF DAY				
1-	OUTLAP	84.0	33.834	15.361	112.9	15.034	31.720	82.4			09:37:09.309		
2-	25.081	93.5	31.117	14.588	114.3	14.151	29.797	85.4	1:54.734	78.04	4.248	09:39:04.043	
3-	24.482	101.8	31.045	14.484	113.7	14.088	29.669	86.2	1:53.768	78.70	3.282	09:40:57.811	
4-	24.858	94.9	31.152	14.710	109.4	14.986	IN PIT		1:53.724	P	78.73	3.238	09:42:51.535
5-	OUTLAP	93.2	32.077	14.780	113.9	14.217	30.318	85.9	5:14.835		28.44	3:24.349	09:48:06.370
6-	24.006	101.2	30.010	14.305	116.3	14.061	29.530	86.2	1:51.912	80.01	1.426	09:49:58.282	
7-	24.148	103.2	29.844	14.308	114.3	13.688	29.505	85.0	1:51.493	80.31	1.007	09:51:49.775	
8-	23.776	103.8	29.888	14.114	115.7	13.592	29.116	85.4	1:50.486	(1)	81.04		09:53:40.261
9-	24.094	97.6	30.889	14.627	108.5	14.251	IN PIT		1:50.647	P	80.92	0.161	09:55:30.908
10-	OUTLAP	98.2	30.753	14.380	114.7	13.762	29.519	84.5	2:38.414		56.52	47.928	09:58:09.322
11-	24.254	100.3	29.892	14.411	114.5	13.744	29.147	84.9	1:51.448	(3)	80.34	0.962	10:00:00.770
12-	24.116	104.8	29.651	14.294	114.3	13.523	29.041	86.2	1:50.625	(2)	80.94	0.139	10:01:51.395

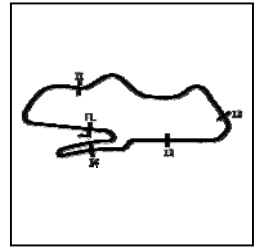
P30 48 S		Ewan POTTER				Honda NSF -							
IDEAL LAP TIME : 1:53.045		BEST LAP TIME : 1:53.184				DIFFERENCE : 0.139							
LAP	SECTOR 1	SECTOR 2	SECTOR 3	SECTOR 4	SECTOR 5	LAP TIME	MPH	DIFF	TIME OF DAY				
1-	OUTLAP	90.8	34.765	15.890	109.8	15.825	32.711	86.9			09:44:57.826		
2-	26.465	100.4	31.478	14.795	112.9	15.325	31.594	88.1	1:59.657	74.83	6.473	09:46:57.483	
3-	25.327	101.8	32.352	14.747	111.8	15.085	30.286	88.6	1:57.797	76.01	4.613	09:48:55.280	
4-	25.827	96.4	34.184	15.066	110.5	14.851	30.908	87.8	2:00.836	74.10	7.652	09:50:56.116	
5-	25.234	104.2	30.677	14.624	112.7	14.423	29.514	88.2	1:54.472	(2)	78.22	1.288	09:52:50.588
6-	25.513	97.2	31.021	14.607	111.4	14.660	29.675	87.5	1:55.476	77.54	2.292	09:54:46.064	
7-	25.304	99.5	30.568	14.928	110.1	14.739	29.258	87.7	1:54.797	78.00	1.613	09:56:40.861	
8-	24.786	105.1	30.224	14.699	110.0	14.177	29.298	88.0	1:53.184	(1)	79.11		09:58:34.045
9-	25.100	106.0	30.835	15.050	109.1	14.332	29.251	87.6	1:54.568	(3)	78.15	1.384	10:00:28.613

P31 5 S		Tom ALEXANDER				Honda NSF - Wilson Racing					
IDEAL LAP TIME : 1:54.301		BEST LAP TIME : 1:55.437				DIFFERENCE : 1.136					
LAP	SECTOR 1	SECTOR 2	SECTOR 3	SECTOR 4	SECTOR 5	LAP TIME	MPH	DIFF	TIME OF DAY		

Weather / Track : Bright / Dry

Donington Park GP
 Circuit Length = 2.4873 miles
 Start: 09:35 Flag 10:00 End: 10:02

FREE PRACTICE 1 - SECTOR ANALYSIS



SECTOR 1 = FL to I1, SECTOR 2 = I1 to I2, SECTOR 3 = I2 to I3, SECTOR 4 = I3 to I4, SECTOR 5 = I4 to FL, DIFF = Difference To Personal Best Lap, P = Crossed Finish Line in Pit Lane, D = Time Disallowed

1-	OUTLAP	66.0	39.465	17.074	106.8	18.567	35.474	87.2					09:37:50.005
2-		28.649	72.9	36.229	16.324	111.4	16.425	33.404	84.0	2:11.031	68.33	15.594	09:40:01.036
3-		27.242	78.1	34.820	15.848	107.8	15.749	32.055	86.4	2:05.714	71.22	10.277	09:42:06.750
4-		26.599	83.1	34.134	15.508	113.5	15.496	IN PIT		2:02.816	P	72.90	09:44:09.566
5-	OUTLAP	82.1	32.954	15.265	112.7	15.415	30.050	87.0	3:13.147	46.36		1:17.710	09:47:22.713
6-		25.678	87.0	32.657	15.020	114.7	14.836	30.653	84.5	1:58.844	75.34	3.407	09:49:21.557
7-		25.410	88.0	32.605	14.465	114.7	14.967	30.404	86.1	1:57.851	75.98	2.414	09:51:19.408
8-		25.298	89.0	32.262	15.146	111.6	14.857	29.780	86.2	1:57.343	76.31	1.906	09:53:16.751
9-		25.490	85.4	32.671	14.906	113.5	14.999	29.835	86.2	1:57.901	75.94	2.464	09:55:14.652
10-		25.030	91.3	31.515	14.729	115.1	14.754	29.435	86.9	1:55.463 (2)	77.55	0.026	09:57:10.115
11-		24.828	91.4	31.774	14.741	114.3	14.973	29.121	87.2	1:55.437 (1)	77.57		09:59:05.552
12-	24.808	89.4	32.016	14.666	114.9	14.392	29.758	87.7	1:55.640 (3)	77.43		0.203	10:01:01.192

P32 17 Tom CARNE		Tigcraft - Neatafan/Tigcraft Racing											
IDEAL LAP TIME :		BEST LAP TIME :					DIFFERENCE :						
LAP	SECTOR 1	SECTOR 2	SECTOR 3	SECTOR 4	SECTOR 5	LAP TIME	MPH	DIFF	TIME OF DAY				
1-	OUTLAP	90.4	32.655	15.540	103.4	15.205	IN PIT			P			09:38:17.533
2-	OUTLAP	77.8	36.949	17.044	91.5	16.515	IN PIT	18:03.142	P	8.26			09:56:20.675

P33 23 Sam LLEWELLYN		KTM - SymCirrus Motorsport											
IDEAL LAP TIME :		BEST LAP TIME :					DIFFERENCE :						
LAP	SECTOR 1	SECTOR 2	SECTOR 3	SECTOR 4	SECTOR 5	LAP TIME	MPH	DIFF	TIME OF DAY				
1-	OUTLAP	69.1	40.337	18.670	69.6	18.854	IN PIT			P			09:38:04.094

MCRCB BULLETIN TK008**2017 MCE British Superbike Championship - Round 1****2017 HEL Performance British Motostar Championship****FREE PRACTICE 1 - BEST SPEEDS**

POS	INTERMEDIATE 1		INTERMEDIATE 2		INTERMEDIATE 3		INTERMEDIATE 4		FINISH LINE			
	NO	NAME	MPH	NO	NAME	MPH	NO	NAME	MPH	NO	NAME	MPH
1	20	MARKLUND	119.4			15	McMANUS	126.6		15	McMANUS	95.3
2	69	BOOTH-AMOS	119.4			6	TAYLOR	126.1		79	STACEY	94.3
3	35	LODGE	118.9			35	LODGE	125.4		47	ARCHER	94.0
4	72	HORSMAN	118.3			79	STACEY	125.4		35	LODGE	93.8
5	15	McMANUS	117.7			47	ARCHER	125.2		54	BURMAN	93.6
6	2	STRUDWICK	116.1			64	DURHAM	125.2		6	TAYLOR	93.5
7	19	RODRIGUEZ	115.9			20	MARKLUND	124.9		69	BOOTH-AMOS	93.2
8	25	BROUWERS	114.3			54	BURMAN	124.5		3	KERR	92.4
9	79	STACEY	113.3			69	BOOTH-AMOS	124.0		28	HINDLE	92.4
10	34	DELVES	112.9			52	BOERBOOM	123.5		64	DURHAM	92.4
11	3	KERR	111.6			3	KERR	123.3		52	BOERBOOM	91.5
12	44	BEST	111.2			28	HINDLE	122.2		20	MARKLUND	91.3
13	64	DURHAM	110.9			19	RODRIGUEZ	120.2		19	RODRIGUEZ	90.8
14	52	BOERBOOM	110.5			34	DELVES	119.4		56	ATKINS	90.8
15	89	MORETON	110.5			44	BEST	119.1		44	BEST	90.3
16	27	HODGE	110.1			24	FABER	118.9		27	HODGE	89.9
17	55	SCOTT	109.4			30	COOK	118.5		24	FABER	89.6
18	24	FABER	109.1			89	MORETON	118.3		30	COOK	89.6
19	6	TAYLOR	108.4			56	ATKINS	118.1		34	DELVES	89.3
20	54	BURMAN	107.8			2	STRUDWICK	117.7		89	MORETON	88.8
21	47	ARCHER	107.3			27	HODGE	117.1		2	STRUDWICK	88.7
22	28	HINDLE	106.3			25	BROUWERS	116.9		48	POTTER	88.6
23	76	PINSON	106.3			45	SWANN	116.7		5	ALEXANDER	87.7
24	30	COOK	106.1			99	CAMPBELL	116.3		55	SCOTT	87.7
25	56	ATKINS	106.1			76	PINSON	115.7		25	BROUWERS	87.6
26	48	POTTER	106.0			5	ALEXANDER	115.1		45	SWANN	87.5
27	99	CAMPBELL	104.8			72	HORSMAN	114.9		72	HORSMAN	87.1
28	45	SWANN	101.0			55	SCOTT	114.3		99	CAMPBELL	86.2
29	5	ALEXANDER	91.4			48	POTTER	112.9		76	PINSON	86.2
30	17	CARNE	90.4			17	CARNE	103.4				
31	23	LLEWELLYN	69.1			23	LLEWELLYN	69.6				
32												
33												

Weather / Track : Bright / Dry

Results can be found at www.tsl-timing.comDonington Park GP
Circuit Length = 2.4873 miles
Start: 09:35 Flag 10:00 End: 10:02

Printed - 10:04 Friday, 31 March 2017

MCRCB BULLETIN TK009

2017 MCE British Superbike Championship - Round 1

2017 HEL Performance British Motostar Championship

FREE PRACTICE 1 - BEST SECTORS

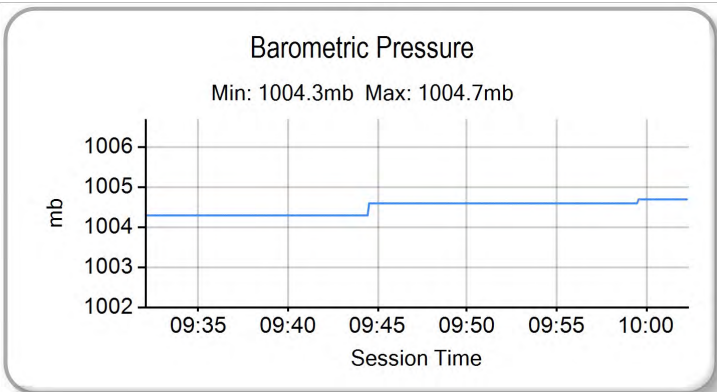
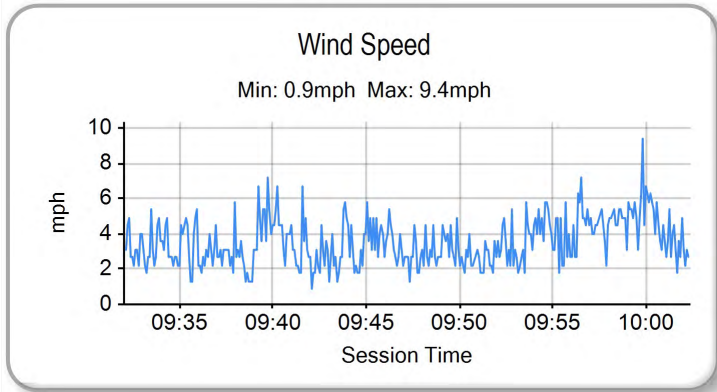
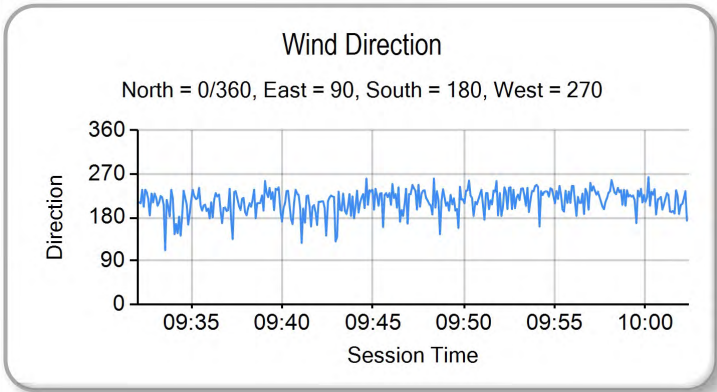
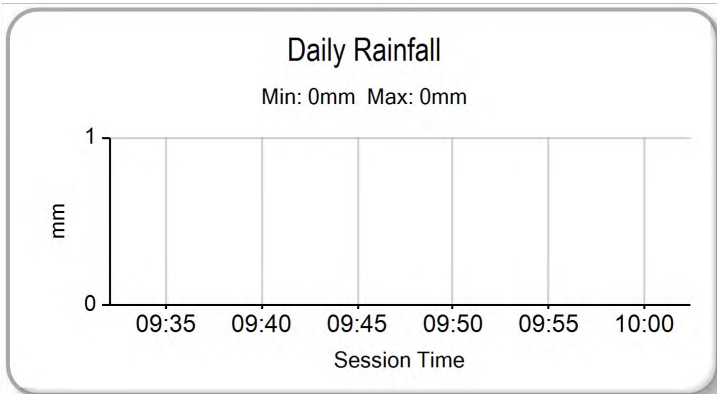
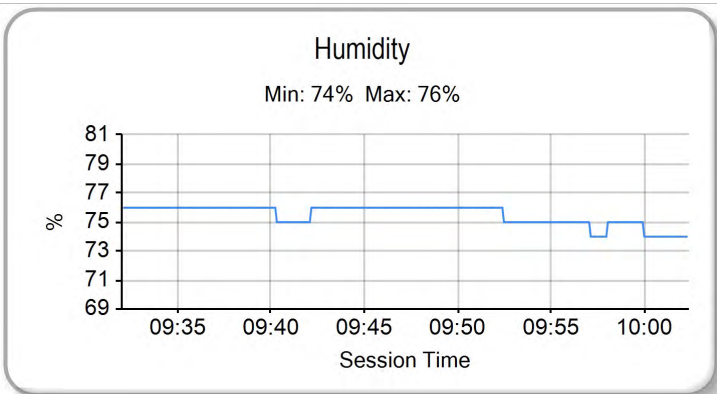
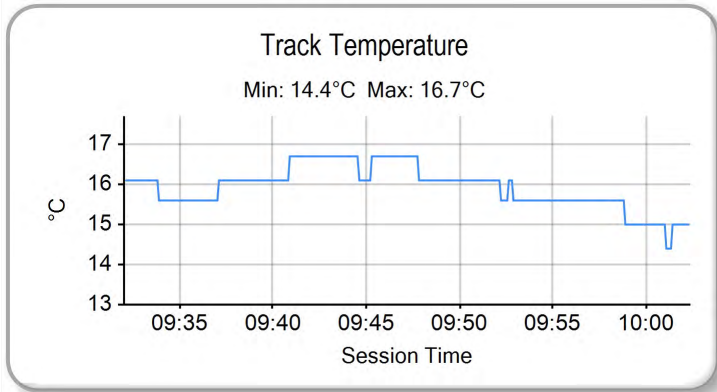
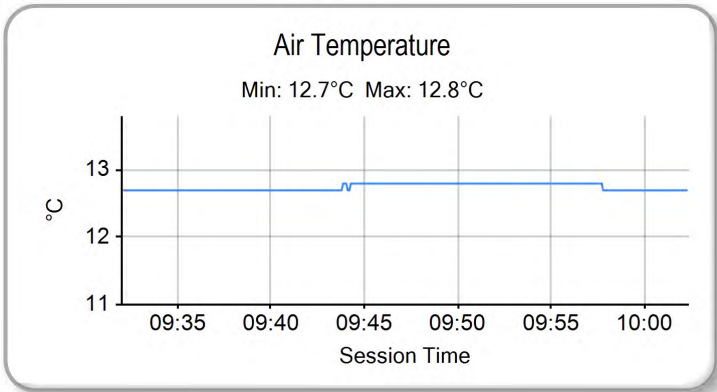
POS	SECTOR 1		SECTOR 2		SECTOR 3		SECTOR 4		SECTOR 5		IDEAL / BEST COMPARISON										
	NO	TIME	NO	TIME	NO	TIME	NO	TIME	NO	TIME	POS	NO	NAME	IDEAL	BEST	DIFF					
														PERFECT LAP	1:40.691						
1	35	LOD	21.668	3	KER	27.442	35	LOD	13.118	3	KER	12.379	69	BOO	26.084	1	35	LODGE	1:40.954	1:41.402	0.448
2	69	BOO	21.903	35	LOD	27.581	3	KER	13.128	35	LOD	12.394	35	LOD	26.193	2	3	KERR	1:41.271	1:41.682	0.411
3	3	KER	21.926	69	BOO	27.643	47	ARC	13.174	69	BOO	12.399	3	KER	26.396	3	69	BOOTH-AMOS	1:41.286	1:41.646	0.360
4	79	STA	22.124	79	STA	27.721	79	STA	13.215	19	ROD	12.705	47	ARC	26.658	4	79	STACEY	1:43.013	1:43.380	0.367
5	6	TAY	22.137	15	McM	27.866	20	MAR	13.239	2	STR	12.711	15	McM	26.698	5	15	McMANUS	1:43.121	1:43.380	0.259
6	52	BOE	22.210	2	STR	28.152	69	BOO	13.257	47	ARC	12.723	20	MAR	26.935	6	47	ARCHER	1:43.331	1:43.377	0.046
7	15	McM	22.292	47	ARC	28.203	6	TAY	13.358	52	BOE	12.762	79	STA	26.938	7	20	MARKLUND	1:43.802	1:44.149	0.347
8	34	DEL	22.474	6	TAY	28.228	64	DUR	13.377	15	McM	12.781	2	STR	26.963	8	2	STRUDWICK	1:43.942	1:43.942	0.000
9	19	ROD	22.483	64	DUR	28.228	15	McM	13.484	20	MAR	12.858	30	COO	27.136	9	6	TAYLOR	1:44.145	1:45.433	1.288
10	20	MAR	22.491	72	HOR	28.247	2	STR	13.496	30	COO	12.861	24	FAB	27.166	10	52	BOERBOOM	1:44.486	1:45.519	1.033
11	64	DUR	22.545	34	DEL	28.268	52	BOE	13.550	44	BES	12.906	19	ROD	27.299	11	64	DURHAM	1:44.549	1:45.061	0.512
12	47	ARC	22.573	30	COO	28.271	44	BES	13.554	79	STA	13.015	6	TAY	27.328	12	30	COOK	1:44.694	1:45.117	0.423
13	2	STR	22.620	20	MAR	28.279	34	DEL	13.561	64	DUR	13.033	72	HOR	27.336	13	19	RODRIGUEZ	1:44.858	1:45.461	0.603
14	30	COO	22.628	25	BRO	28.315	54	BUR	13.563	25	BRO	13.075	64	DUR	27.366	14	44	BEST	1:44.911	1:45.225	0.314
15	44	BES	22.655	44	BES	28.328	24	FAB	13.606	72	HOR	13.081	76	PIN	27.455	15	72	HORSMAN	1:45.207	1:45.491	0.284
16	24	FAB	22.763	52	BOE	28.385	28	HIN	13.655	28	HIN	13.082	44	BES	27.468	16	24	FABER	1:45.371	1:45.566	0.195
17	72	HOR	22.810	24	FAB	28.515	45	SWA	13.695	6	TAY	13.094	55	SCO	27.578	17	34	DELVES	1:45.710	1:46.122	0.412
18	25	BRO	22.827	19	ROD	28.596	25	BRO	13.723	54	BUR	13.115	52	BOE	27.579	18	25	BROUWERS	1:46.022	1:46.389	0.367
19	28	HIN	22.903	54	BUR	28.613	72	HOR	13.733	55	SCO	13.165	28	HIN	27.676	19	28	HINDLE	1:46.151	1:46.347	0.196
20	55	SCO	23.168	55	SCO	28.719	55	SCO	13.741	34	DEL	13.177	54	BUR	27.771	20	54	BURMAN	1:46.344	1:46.660	0.316
21	27	HOD	23.277	28	HIN	28.835	19	ROD	13.775	56	ATK	13.181	25	BRO	28.082	21	55	SCOTT	1:46.371	1:46.921	0.550
22	54	BUR	23.282	89	MOR	29.058	30	COO	13.798	89	MOR	13.283	56	ATK	28.151	22	76	PINSON	1:47.852	1:48.635	0.783
23	89	MOR	23.459	27	HOD	29.185	89	MOR	13.839	24	FAB	13.321	34	DEL	28.230	23	56	ATKINS	1:48.111	1:48.610	0.499
24	56	ATK	23.495	76	PIN	29.422	56	ATK	13.855	27	HOD	13.376	45	SWA	28.326	24	27	HODGE	1:48.259	1:49.246	0.987
25	76	PIN	23.592	56	ATK	29.429	27	HOD	13.887	45	SWA	13.418	27	HOD	28.534	25	89	MORETON	1:48.307	1:48.449	0.142
26	99	CAM	23.776	45	SWA	29.467	76	PIN	13.915	76	PIN	13.468	89	MOR	28.668	26	45	SWANN	1:48.786	1:49.547	0.761
27	45	SWA	23.880	99	CAM	29.651	99	CAM	14.114	99	CAM	13.523	99	CAM	29.041	27	99	CAMPBELL	1:50.105	1:50.486	0.381
28	48	POT	24.786	48	POT	30.224	5	ALE	14.465	48	POT	14.177	5	ALE	29.121	28	48	POTTER	1:53.045	1:53.184	0.139
29	5	ALE	24.808	5	ALE	31.515	48	POT	14.607	5	ALE	14.392	48	POT	29.251	29	5	ALEXANDER	1:54.301	1:55.437	1.136
30				17	CAR	32.655	17	CAR	15.540	17	CAR	15.205				30	16	COURTNEY		1:48.698	
31				23	LLE	40.337	23	LLE	18.670	23	LLE	18.854				31	17	CARNE			
32																32	23	LLEWELLYN			
33																33	95	TURNER		1:49.181	

MCRCB BULLETIN TK010

2017 MCE British Superbike Championship - Round 1

2017 HEL Performance British Motostar Championship

FREE PRACTICE 1 - WEATHER CONDITIONS



Weather / Track : Bright / Dry

Donington Park GP
Circuit Length = 2.4873 miles
Start: 09:35 Flag 10:00 End: 10:02

Results can be found at www.tsl-timing.com

Printed - 10:05 Friday, 31 March 2017



POS	NO	CL	PIC NAME	ENTRY	TIME	ON	LAPS	GAP	DIFF	MPH
1	35		1 Elliot LODGE	FTR - Spike Racing/ SP125	1:39.872	12	13			89.65
2	69		2 Tom BOOTH-AMOS	KTM - City Lifting RS Racing	1:39.898	13	13	0.026	0.026	89.63
3	47		3 Jake ARCHER	KTM - City lifting / RS Racing	1:41.096	14	14	1.224	1.198	88.57
4	3		4 Richard KERR	KTM - North West Racing	1:41.153	10	13	1.281	0.057	88.52
5	15		5 Eugene McMANUS	KTM - RS Racing/ E15 Racing	1:41.591	10	12	1.719	0.438	88.14
6	20		6 Joel MARKLUND	KTM - Marklund Solutions / SP125	1:42.009	11	13	2.137	0.418	87.78
7	52		7 Jorel BOERBOOM	Kalex KTM - Fireplace Warehouse	1:42.235	12	14	2.363	0.226	87.58
8	28		8 Lee HINDLE	KTM - JH Motorsport	1:42.370	12	14	2.498	0.135	87.47
9	30	S	1 Max COOK	Honda NSF - Wilson Racing	1:42.483	11	11	2.611	0.113	87.37
10	19	S	2 Victor RODRIGUEZ	Honda NSF - GA Competition	1:42.575	11	14	2.703	0.092	87.29
11	44		9 Edmund BEST	KTM - SymCirrus Motorsport	1:42.835	8	8	2.963	0.260	87.07
12	79		10 Storm STACEY	Kalex - FPW Racing	1:43.070	10	11	3.198	0.235	86.87
13	2	S	3 Thomas STRUDWICK	Honda NSF - Case Moto Rapido Moto3	1:43.304	7	13	3.432	0.234	86.68
14	6		11 Taz TAYLOR	KTM - GAcompetition	1:43.548	2	2	3.676	0.244	86.47
15	64		12 Asher DURHAM	Mahindra - Cresswell Racing	1:43.752	10	11	3.880	0.204	86.30
16	34		13 Liam DELVES	DR-Moto - Stauff Connect Academy / Dr-Moto	1:43.818	11	14	3.946	0.066	86.25
17	24	S	4 Shane FABER	Honda NSF - Sycirrus Motorsport / Shane Faber Racing	1:43.895	12	15	4.023	0.077	86.18
18	72	S	5 Cameron HORSMAN	Honda NSF - Nova/FAB Racing	1:43.963	13	13	4.091	0.068	86.13
19	54		14 Sam BURMAN	KTM - TeamWNT / Burman Racing	1:44.214	10	14	4.342	0.251	85.92
20	25		15 Mike BROUWERS	APG Moto - TEC7-Joma / Brouwersracingteam	1:44.501	12	12	4.629	0.287	85.68
21	55	S	6 Jack SCOTT	Honda NSF - J J Racing	1:44.701	12	14	4.829	0.200	85.52
22	56	S	7 Charlie ATKINS	Honda NSF - Wilson Racing	1:46.108	11	11	6.236	1.407	84.39
23	89	S	8 T. Fox MORETON	Honda NSF - Banks Racing / Moto Engineering	1:46.361	10	13	6.489	0.253	84.18
24	45	S	9 Scott SWANN	Honda NSF - Swann Racing	1:46.431	11	14	6.559	0.070	84.13
25	76	S	10 Elliot PINSON	Honda NSF - Cresswell Racing	1:46.436	8	12	6.564	0.005	84.12
26	16	S	11 Connall COURTNEY	Honda NSF - Mototech CCR	1:47.226	11	11	7.354	0.790	83.51
27	99		16 Stephen CAMPBELL	Honda - Campbell Racing	1:47.364	10	11	7.492	0.138	83.40
28	27		17 Josh HODGE	KTM - Team HPR	1:47.879	12	13	8.007	0.515	83.00
29	95	S	12 Ross TURNER	Honda NSF - RedRat Racing	1:48.532	12	13	8.660	0.653	82.50

QUALIFYING LAPTIME (110.0% of 1:39.872) = 1:49.859

30	48	S	13 Ewan POTTER	Honda NSF -	1:50.516	12	12	10.644	1.984	81.02
31	5	S	14 Tom ALEXANDER	Honda NSF - Wilson Racing	1:53.893	6	11	14.021	3.377	78.62
32	23		18 Sam LLEWELLYN	KTM - SymCirrus Motorsport			1			

Donington Park GP

Circuit Length = 2.4873 miles

Start: 14:30 Flag 14:55 End: 14:57

Weather / Track : Bright / Dry

These results are provisional until the conclusion of any judicial and technical matters.

Race Director :	Stewards :	Timekeeper :
-----------------	------------	--------------

Results can be found at www.britishsuperbike.com

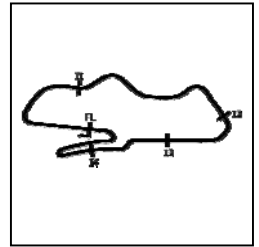
Printed - 14:57 Friday, 31 March 2017

MCRCB BULLETIN TK042

2017 MCE British Superbike Championship - Round 1

2017 HEL Performance British Motostar Championship

FREE PRACTICE 2 - SECTOR ANALYSIS



SECTOR 1 = FL to I1, SECTOR 2 = I1 to I2, SECTOR 3 = I2 to I3, SECTOR 4 = I3 to I4, SECTOR 5 = I4 to FL, DIFF = Difference To Personal Best Lap, P = Crossed Finish Line in Pit Lane, D = Time Disallowed

P1 35 Elliot LODGE		FTR - Spike Racing/ SP125										
IDEAL LAP TIME : 1:39.536		BEST LAP TIME : 1:39.872					DIFFERENCE : 0.336					
LAP	SECTOR 1	SECTOR 2	SECTOR 3	SECTOR 4	SECTOR 5	LAP TIME	MPH	DIFF	TIME OF DAY			
1-	OUTLAP	101.0	30.743	13.617	121.1	13.280	27.772	89.1		14:33:48.298		
2-	22.563	110.1	29.098	13.482	124.0	12.399	26.411	93.6	1:43.953	86.13	4.081	14:35:32.251
3-	21.869	115.5	27.252	13.062	124.5	12.367	26.227	92.7	1:40.777	88.85	0.905	14:37:13.028
4-	21.913	116.3	27.552	13.092	124.2	12.331	26.408	92.9	1:41.296	88.39	1.424	14:38:54.324
5-	21.442	117.7	27.511	13.314	122.9	12.534	25.976	93.8	1:40.777	88.85	0.905	14:40:35.101
6-	21.736	119.4	27.377	13.150	123.8	12.327	26.666	92.0	1:41.256	88.43	1.384	14:42:16.357
7-	22.003	109.8	29.002	13.402	121.3	13.192	26.841	92.8	1:44.440	85.73	4.568	14:44:00.797
8-	21.542	117.5	27.346	13.076	124.2	12.272	25.977	93.1	1:40.213 (2)	89.35	0.341	14:45:41.010
9-	22.479	105.6	28.447	14.957	88.0	13.678	IN PIT		1:44.909 P	85.35	5.037	14:47:25.919
10-	OUTLAP	101.9	30.711	13.576	122.6	12.657	27.242	92.5	3:37.563	41.15	1:57.691	14:51:03.482
11-	21.651	107.3	28.287	13.154	124.5	12.327	26.927	92.4	1:42.346	87.49	2.474	14:52:45.828
12-	21.547	117.1	26.908	12.945	124.5	12.497	25.975	93.3	1:39.872 (1)	89.65		14:54:25.700
13-	21.436	121.3	27.241	13.116	124.5	12.404	26.444	94.0	1:40.641 (3)	88.97	0.769	14:56:06.341

P2 69 Tom BOOTH-AMOS		KTM - City Lifting RS Racing										
IDEAL LAP TIME : 1:39.346		BEST LAP TIME : 1:39.898					DIFFERENCE : 0.552					
LAP	SECTOR 1	SECTOR 2	SECTOR 3	SECTOR 4	SECTOR 5	LAP TIME	MPH	DIFF	TIME OF DAY			
1-	OUTLAP	102.9	29.543	13.415	122.9	12.921	27.282	91.7		14:32:23.321		
2-	22.034	116.7	27.644	13.289	123.3	12.400	26.554	91.6	1:41.921	87.85	2.023	14:34:05.242
3-	21.944	119.4	27.926	15.577	81.8	13.527	26.871	92.9	1:45.845	84.59	5.947	14:35:51.087
4-	22.300	113.5	27.459	13.311	124.0	12.323	26.450	92.3	1:41.843	87.92	1.945	14:37:32.930
5-	21.896	116.9	27.208	13.052	124.9	12.257	26.259	92.8	1:40.672	88.94	0.774	14:39:13.602
6-	21.636	119.1	26.858	13.048	124.2	12.340	26.121	93.5	1:40.003 (3)	89.54	0.105	14:40:53.605
7-	21.580	120.9	26.924	13.016	124.5	12.205	26.367	91.9	1:40.092	89.46	0.194	14:42:33.697
8-	21.879	120.2	30.555	14.261	106.3	13.308	IN PIT		1:44.468 P	85.71	4.570	14:44:18.165
9-	OUTLAP	102.6	31.008	13.500	122.9	12.807	26.865	93.1	4:49.642	30.91	3:09.744	14:49:07.807
10-	21.956	111.2	27.229	12.993	125.4	12.322	26.181	92.5	1:40.681	88.93	0.783	14:50:48.488
11-	21.568	121.5	26.951	13.176	123.8	12.103	26.168	92.5	1:39.966 (2)	89.57	0.068	14:52:28.454
12-	21.649	116.1	26.960	13.024	124.5	12.381	26.250	92.3	1:40.264	89.30	0.366	14:54:08.718
13-	21.555	120.4	27.054	13.119	123.5	12.333	25.837	92.3	1:39.898 (1)	89.63		14:55:48.616

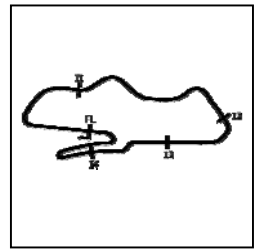
P3 47 Jake ARCHER		KTM - City lifting / RS Racing										
IDEAL LAP TIME : 1:40.751		BEST LAP TIME : 1:41.096					DIFFERENCE : 0.345					
LAP	SECTOR 1	SECTOR 2	SECTOR 3	SECTOR 4	SECTOR 5	LAP TIME	MPH	DIFF	TIME OF DAY			
1-	OUTLAP	92.5	29.611	13.473	124.7	12.949	27.947	93.2		14:32:23.840		
2-	22.233	110.3	27.925	13.333	124.9	12.793	27.071	91.6	1:43.355	86.63	2.259	14:34:07.195
3-	22.304	108.9	27.983	13.184	125.6	12.873	26.921	94.2	1:43.265	86.71	2.169	14:35:50.460
4-	23.303	108.2	27.699	13.055	127.3	12.738	26.623	94.4	1:43.418	86.58	2.322	14:37:33.878
5-	21.865	111.6	27.764	13.096	127.0	12.410	IN PIT		1:42.972 P	86.96	1.876	14:39:16.850
6-	OUTLAP	96.2	32.441	13.430	126.8	13.056	27.193	93.2	3:20.870	44.57	1:39.774	14:42:37.720
7-	22.342	105.3	28.268	13.234	125.4	13.144	27.570	93.5	1:44.558	85.64	3.462	14:44:22.278
8-	22.138	109.1	27.702	13.044	125.9	12.532	26.509	94.6	1:41.925	87.85	0.829	14:46:04.203
9-	22.455	104.5	28.498	13.162	126.1	12.545	26.645	92.4	1:43.305	86.67	2.209	14:47:47.508
10-	22.001	112.7	27.552	13.156	124.7	12.498	26.500	93.3	1:41.707	88.04	0.611	14:49:29.215
11-	21.787	112.2	27.283	13.161	123.5	12.382	26.530	93.1	1:41.143 (2)	88.53	0.047	14:51:10.358
12-	21.943	108.7	27.436	13.068	125.4	12.536	26.960	93.3	1:41.943	87.83	0.847	14:52:52.301
13-	21.882	110.7	27.443	12.984	127.0	12.618	26.570	93.3	1:41.497 (3)	88.22	0.401	14:54:33.798
14-	21.798	113.5	27.521	13.053	126.1	12.409	26.315	94.4	1:41.096 (1)	88.57		14:56:14.894

P4 3 Richard KERR		KTM - North West Racing										
IDEAL LAP TIME : 1:40.636		BEST LAP TIME : 1:41.153					DIFFERENCE : 0.517					
LAP	SECTOR 1	SECTOR 2	SECTOR 3	SECTOR 4	SECTOR 5	LAP TIME	MPH	DIFF	TIME OF DAY			
1-	OUTLAP	102.1	29.976	13.744	120.0	13.591	27.458	90.3		14:32:13.374		
2-	22.354	113.7	27.596	13.438	121.7	12.936	IN PIT		1:43.207 P	86.76	2.054	14:33:56.581
3-	OUTLAP	93.5	29.005	13.458	120.9	12.705	26.753	90.7	2:21.557	63.25	40.404	14:36:18.138
4-	21.969	110.5	27.581	13.204	123.3	12.547	26.850	90.7	1:42.151	87.65	0.998	14:38:00.289
5-	21.713	112.9	27.410	13.217	122.0	12.610	27.064	90.8	1:42.014	87.77	0.861	14:39:42.303

Donington Park GP
 Circuit Length = 2.4873 miles
 Start: 14:30 Flag 14:55 End: 14:57

Weather / Track : Bright / Dry

FREE PRACTICE 2 - SECTOR ANALYSIS



SECTOR 1 = FL to I1, SECTOR 2 = I1 to I2, SECTOR 3 = I2 to I3, SECTOR 4 = I3 to I4, SECTOR 5 = I4 to FL, DIFF = Difference To Personal Best Lap, P = Crossed Finish Line in Pit Lane, D = Time Disallowed

6-	21.812	109.6	27.376	13.168	123.1	12.442	26.447	91.7	1:41.245 (2)	88.44	0.092	14:41:23.548
7-	21.911	109.2	27.519	13.252	120.9	12.523	26.190	90.7	1:41.395 (3)	88.31	0.242	14:43:04.943
8-	22.422	105.3	28.178	13.763	113.1	13.432	IN PIT		1:43.274 P	86.70	2.121	14:44:48.217
9-	OUTLAP	101.5	27.798	13.297	122.6	12.713	26.856	90.1	3:41.947	40.34	2:00.794	14:48:30.164
10-	21.929	109.6	27.123	13.311	122.0	12.495	26.295	91.1	1:41.153 (1)	88.52		14:50:11.317
11-	22.098	108.7	27.265	13.266	122.4	12.489	26.294	90.2	1:41.412	88.29	0.259	14:51:52.729
12-	22.347	93.7	28.522	13.175	122.2	12.618	26.684	89.3	1:43.346	86.64	2.193	14:53:36.075
13-	22.582	106.1	28.465	13.537	119.4	13.035	IN PIT		1:43.124 P	86.83	1.971	14:55:19.199

P5 15 Eugene McMANUS		KTM - RS Racing/ E15 Racing										
IDEAL LAP TIME : 1:41.171		BEST LAP TIME : 1:41.591		DIFFERENCE : 0.420								
LAP	SECTOR 1	SECTOR 2	SECTOR 3	SECTOR 4	SECTOR 5	LAP TIME	MPH	DIFF	TIME OF DAY			
1-	OUTLAP	103.8	29.470	13.546	125.6	12.966	27.845	92.8				14:32:24.343
2-	22.342	112.7	27.854	13.580	124.5	12.639	26.753	93.1	1:43.168	86.79	1.577	14:34:07.511
3-	22.322	115.5	28.014	13.473	124.5	12.654	26.971	94.0	1:43.434	86.57	1.843	14:35:50.945
4-	22.294	115.3	27.442	13.665	124.0	12.464	26.635	93.8	1:42.500	87.36	0.909	14:37:33.445
5-	21.959	114.7	27.343	13.231	125.4	12.416	49.230	86.3	2:04.179	72.10	22.588	14:39:37.624
6-	23.295	104.3	28.659	13.670	123.1	13.107	IN PIT		1:48.009 P	82.90	6.418	14:41:25.633
7-	OUTLAP	96.1	29.031	13.615	123.8	13.096	27.122	92.8	4:37.186	32.30	2:55.595	14:46:02.819
8-	22.600	118.5	28.889	13.876	106.1	13.650	26.713	93.2	1:45.728	84.69	4.137	14:47:48.547
9-	22.068	115.5	27.344	13.405	124.9	12.688	26.345	93.6	1:41.850 (2)	87.91	0.259	14:49:30.397
10-	22.094	116.9	27.386	13.334	125.4	12.383	26.394	93.5	1:41.591 (1)	88.14		14:51:11.988
11-	21.869	118.3	27.476	13.324	125.2	12.476	27.242	92.0	1:42.387 (3)	87.45	0.796	14:52:54.375
12-	24.548	96.5	31.164	14.218	120.6	13.782	IN PIT		1:52.793 P	79.38	11.202	14:54:47.168

P6 20 Joel MARKLUND		KTM - Marklund Solutions / SP125										
IDEAL LAP TIME : 1:41.786		BEST LAP TIME : 1:42.009		DIFFERENCE : 0.223								
LAP	SECTOR 1	SECTOR 2	SECTOR 3	SECTOR 4	SECTOR 5	LAP TIME	MPH	DIFF	TIME OF DAY			
1-	OUTLAP	96.8	30.123	13.731	121.5	13.244	27.601	90.3				14:34:14.930
2-	22.487	117.9	29.017	13.416	122.6	12.784	27.044	91.5	1:44.748	85.48	2.739	14:35:59.678
3-	22.155	117.7	27.907	13.403	122.4	12.598	26.792	91.9	1:42.855 (3)	87.05	0.846	14:37:42.533
4-	22.060	117.9	28.203	13.591	121.5	12.599	27.343	89.6	1:43.796	86.26	1.787	14:39:26.329
5-	22.036	118.9	27.910	13.302	122.4	12.507	27.187	91.3	1:42.942	86.98	0.933	14:41:09.271
6-	22.337	117.1	28.033	13.181	123.1	12.493	IN PIT		1:44.969 P	85.30	2.960	14:42:54.240
7-	OUTLAP	108.4	28.523	13.449	122.2	12.616	26.744	91.2	2:43.038	54.92	1:01.029	14:45:37.278
8-	22.369	116.9	27.928	13.417	123.5	12.616	27.134	88.6	1:43.464	86.54	1.455	14:47:20.742
9-	22.281	118.3	27.801	13.290	123.1	12.716	26.981	92.0	1:43.069	86.87	1.060	14:49:03.811
10-	22.781	110.5	27.966	13.338	124.5	12.785	26.625	91.5	1:43.495	86.52	1.486	14:50:47.306
11-	21.922	121.5	27.686	13.306	122.0	12.457	26.638	91.5	1:42.009 (1)	87.78		14:52:29.315
12-	22.362	113.7	27.695	13.221	123.3	12.971	29.595	84.9	1:55.844	77.29	13.835	14:54:25.159
13-	22.396	121.3	27.835	13.278	124.0	12.552	26.540	90.6	1:42.601 (2)	87.27	0.592	14:56:07.760

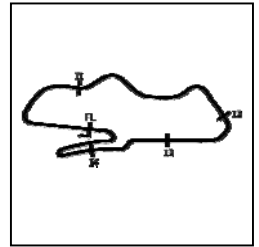
P7 52 Jorel BOERBOOM		Kalex KTM - Fireplace Warehouse										
IDEAL LAP TIME : 1:42.120		BEST LAP TIME : 1:42.235		DIFFERENCE : 0.115								
LAP	SECTOR 1	SECTOR 2	SECTOR 3	SECTOR 4	SECTOR 5	LAP TIME	MPH	DIFF	TIME OF DAY			
1-	OUTLAP	92.8	30.631	13.968	120.4	13.360	28.408	90.6				14:32:01.100
2-	22.751	106.5	29.035	13.713	122.4	13.071	27.595	90.4	1:46.165	84.34	3.930	14:33:47.265
3-	22.535	112.4	29.020	13.812	120.6	13.115	27.894	91.2	1:46.376	84.17	4.141	14:35:33.641
4-	22.438	111.4	28.427	13.350	124.7	13.068	27.821	91.7	1:45.104	85.19	2.869	14:37:18.745
5-	22.345	108.0	28.326	13.335	123.8	12.764	27.398	92.3	1:44.168	85.96	1.933	14:39:02.913
6-	22.071	112.0	28.712	13.343	123.3	12.745	27.389	90.6	1:44.260	85.88	2.025	14:40:47.173
7-	22.847	107.0	28.895	13.440	122.9	12.656	27.615	91.1	1:45.453	84.91	3.218	14:42:32.626
8-	22.253	115.1	27.955	13.460	123.1	12.605	IN PIT		1:42.183 P	87.63		14:44:14.809
9-	OUTLAP	106.3	28.448	13.420	124.0	12.734	27.195	91.5	3:11.847	46.67	1:29.612	14:47:26.656
10-	22.125	116.3	28.024	13.239	125.2	12.564	27.201	91.6	1:43.153 (3)	86.80	0.918	14:49:09.809
11-	22.025	116.9	28.094	13.120	126.6	12.786	27.414	92.3	1:43.439	86.56	1.204	14:50:53.248
12-	21.886	118.9	27.599	13.223	124.2	12.450	27.077	91.9	1:42.235 (1)	87.58		14:52:35.483
13-	22.104	113.9	27.866	13.370	123.3	12.590	27.072	90.8	1:43.002 (2)	86.93	0.767	14:54:18.485
14-	21.972	119.4	28.163	13.448	122.9	12.626	27.065	91.5	1:43.274	86.70	1.039	14:56:01.759

MCRCB BULLETIN TK042

2017 MCE British Superbike Championship - Round 1

2017 HEL Performance British Motostar Championship

FREE PRACTICE 2 - SECTOR ANALYSIS



SECTOR 1 = FL to I1, SECTOR 2 = I1 to I2, SECTOR 3 = I2 to I3, SECTOR 4 = I3 to I4, SECTOR 5 = I4 to FL, DIFF = Difference To Personal Best Lap, P = Crossed Finish Line in Pit Lane, D = Time Disallowed

P8 28		Lee HINDLE		KTM - JH Motorsport								
IDEAL LAP TIME : 1:42.266		BEST LAP TIME : 1:42.370		DIFFERENCE : 0.104								
LAP	SECTOR 1	SECTOR 2	SECTOR 3	SECTOR 4	SECTOR 5	LAP TIME	MPH	DIFF	TIME OF DAY			
1-	OUTLAP	89.2	31.102	14.278	119.1	13.714	28.793	90.7		14:33:12.914		
2-	22.985	106.3	29.399	14.258	118.9	13.026	28.023	91.7	1:47.691	83.14	5.321	14:35:00.605
3-	23.188	106.5	28.737	13.918	120.2	12.854	27.644	91.9	1:46.341	84.20	3.971	14:36:46.946
4-	22.543	112.2	28.727	13.842	120.4	12.814	27.181	91.6	1:45.107	85.19	2.737	14:38:32.053
5-	22.746	106.8	28.758	13.665	119.1	12.825	27.608	91.6	1:45.602	84.79	3.232	14:40:17.655
6-	24.266	94.9	29.016	13.627	119.6	12.937	27.389	91.9	1:47.235	83.50	4.865	14:42:04.890
7-	22.653	109.2	28.682	13.650	120.0	12.791	27.314	91.7	1:45.090	85.20	2.720	14:43:49.980
8-	22.637	105.0	28.390	13.566	119.8	12.735	27.280	92.0	1:44.608	85.60	2.238	14:45:34.588
9-	22.791	110.1	28.475	13.653	119.4	12.691	27.272	91.2	1:44.882	85.37	2.512	14:47:19.470
10-	22.669	110.5	27.995	13.515	119.4	12.748	27.103	92.0	1:44.030	86.07	1.660	14:49:03.500
11-	22.699	107.7	28.142	13.450	120.0	12.816	27.085	92.1	1:44.192	85.94	1.822	14:50:47.692
12-	22.203	113.5	27.901	13.348	120.6	12.470	26.448	91.7	1:42.370 (1)	87.47		14:52:30.062
13-	22.471	112.0	27.897	13.248	122.9	12.672	26.919	91.3	1:43.207 (2)	86.76	0.837	14:54:13.269
14-	22.438	110.0	27.945	13.407	119.6	12.750	27.075	91.2	1:43.615 (3)	86.42	1.245	14:55:56.884

P9 30 S		Max COOK		Honda NSF - Wilson Racing								
IDEAL LAP TIME : 1:42.356		BEST LAP TIME : 1:42.483		DIFFERENCE : 0.127								
LAP	SECTOR 1	SECTOR 2	SECTOR 3	SECTOR 4	SECTOR 5	LAP TIME	MPH	DIFF	TIME OF DAY			
1-	OUTLAP	95.4	29.578	14.071	116.5	13.262	28.535	88.0		14:32:19.376		
2-	22.845	107.3	28.332	13.866	117.5	12.857	26.903	88.6	1:44.803	85.44	2.320	14:34:04.179
3-	22.632	108.2	29.036	13.784	117.3	12.957	27.295	88.4	1:45.704	84.71	3.221	14:35:49.883
4-	22.623	107.7	28.052	13.707	118.3	13.059	27.327	89.1	1:44.768	85.46	2.285	14:37:34.651
5-	22.648	108.2	28.630	14.043	117.1	13.167	IN PIT		1:44.925 P	85.34	2.442	14:39:19.576
6-	OUTLAP	101.3	29.383	13.984	117.5	12.927	26.868	88.8	8:19.216	17.93	6:36.733	14:47:38.792
7-	22.437	110.9	28.132	13.683	117.5	12.717	26.637	88.4	1:43.606	86.42	1.123	14:49:22.398
8-	22.305	111.4	28.040	13.599	118.5	12.541	26.311	89.7	1:42.796 (2)	87.10	0.313	14:51:05.194
9-	22.346	106.1	28.297	13.566	120.0	12.714	26.719	89.2	1:43.642	86.39	1.159	14:52:48.836
10-	22.243	112.9	28.067	13.634	118.1	12.519	26.355	88.8	1:42.818 (3)	87.09	0.335	14:54:31.654
11-	22.127	111.8	27.833	13.576	117.9	12.622	26.325	88.3	1:42.483 (1)	87.37		14:56:14.137

P10 19 S		Victor RODRIGUEZ		Honda NSF - GA Competition								
IDEAL LAP TIME : 1:42.161		BEST LAP TIME : 1:42.575		DIFFERENCE : 0.414								
LAP	SECTOR 1	SECTOR 2	SECTOR 3	SECTOR 4	SECTOR 5	LAP TIME	MPH	DIFF	TIME OF DAY			
1-	OUTLAP	110.5	30.079	13.735	117.3	13.269	27.563	88.6		14:32:26.164		
2-	22.700	116.3	28.234	13.774	117.5	12.978	27.410	89.1	1:45.096	85.20	2.521	14:34:11.260
3-	22.391	118.5	28.088	13.434	119.8	12.773	27.228	89.2	1:43.914	86.17	1.339	14:35:55.174
4-	22.235	117.1	27.901	13.502	118.7	12.830	27.076	89.3	1:43.544 (3)	86.47	0.969	14:37:38.718
5-	22.362	117.3	27.804	13.609	118.7	12.762	27.433	89.2	1:43.970	86.12	1.395	14:39:22.688
6-	22.189	119.6	28.013	13.589	117.5	12.951	26.986	89.7	1:43.728	86.32	1.153	14:41:06.416
7-	22.183	113.7	27.945	13.577	117.7	12.823	27.748	88.9	1:44.276	85.87	1.701	14:42:50.692
8-	22.137	115.3	27.757	13.386	121.3	12.623	27.901	90.8	1:43.804	86.26	1.229	14:44:34.496
9-	21.962	117.7	27.817	13.508	120.6	12.477	27.305	89.8	1:43.069 (2)	86.87	0.494	14:46:17.565
10-	22.567	112.2	27.857	13.743	116.7	12.886	27.187	89.4	1:44.240	85.90	1.665	14:48:01.805
11-	22.105	114.5	27.748	13.492	119.6	12.642	26.588	90.4	1:42.575 (1)	87.29		14:49:44.380
12-	22.623	116.9	27.859	13.563	118.1	12.912	IN PIT		1:44.162 P	85.96	1.587	14:51:28.542
13-	OUTLAP	114.7	27.985	13.962	118.1	12.875	27.412	90.6	2:44.979	54.27	1:02.404	14:54:13.521
14-	22.316	113.3	28.195	13.454	120.4	12.623	27.040	90.2	1:43.628	86.40	1.053	14:55:57.149

P11 44		Edmund BEST		KTM - SymCirrus Motorsport								
IDEAL LAP TIME : 1:42.400		BEST LAP TIME : 1:42.835		DIFFERENCE : 0.435								
LAP	SECTOR 1	SECTOR 2	SECTOR 3	SECTOR 4	SECTOR 5	LAP TIME	MPH	DIFF	TIME OF DAY			
1-	OUTLAP	97.8	29.197	13.628	120.6	13.919	28.217	88.9		14:32:30.621		
2-	22.671	109.6	28.388	13.561	121.1	12.884	27.694	88.7	1:45.198	85.12	2.363	14:34:15.819
3-	22.450	115.3	28.316	13.401	123.8	12.757	27.393	91.2	1:44.317	85.83	1.482	14:36:00.136
4-	22.257	113.5	27.677	13.344	121.5	12.652	27.316	91.1	1:43.246	86.72	0.411	14:37:43.382
5-	22.246	113.5	27.625	13.312	122.9	12.527	27.495	90.8	1:43.205	86.76	0.370	14:39:26.587
6-	22.105	116.1	27.727	13.287	123.3	12.859	27.002	90.7	1:42.980 (2)	86.95	0.145	14:41:09.567

Donington Park GP
 Circuit Length = 2.4873 miles
 Start: 14:30 Flag 14:55 End: 14:57

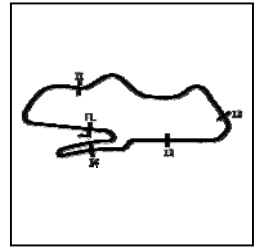
Weather / Track : Bright / Dry

MCRCB BULLETIN TK042

2017 MCE British Superbike Championship - Round 1

2017 HEL Performance British Motostar Championship

FREE PRACTICE 2 - SECTOR ANALYSIS



SECTOR 1 = FL to I1, SECTOR 2 = I1 to I2, SECTOR 3 = I2 to I3, SECTOR 4 = I3 to I4, SECTOR 5 = I4 to FL, DIFF = Difference To Personal Best Lap, P = Crossed Finish Line in Pit Lane, D = Time Disallowed

7-	22.245	109.8	27.925	13.223	123.5	12.445	27.307	91.5	1:43.145 (3)	86.81	0.310	14:42:52.712
8-	22.137	111.6	27.680	13.300	120.9	12.550	27.168	91.7	1:42.835 (1)	87.07		14:44:35.547

P12 79 Storm STACEY		Kalex - FPW Racing											
IDEAL LAP TIME : 1:42.252		BEST LAP TIME : 1:43.070					DIFFERENCE : 0.818						
LAP	SECTOR 1	SECTOR 2	SECTOR 3	SECTOR 4	SECTOR 5	LAP TIME	MPH	DIFF	TIME OF DAY				
1-	OUTLAP	91.5	30.540	13.755	122.2	13.723	28.204	92.5				14:32:01.330	
2-		22.898	104.2	28.850	13.582	124.7	13.270	27.504	92.8	1:46.104	84.39	3.034	14:33:47.434
3-		22.653	106.3	28.914	13.500	124.2	12.898	27.488	94.3	1:45.453	84.91	2.383	14:35:32.887
4-		22.223	110.3	28.867	13.230	125.2	12.779	27.023	94.3	1:44.122	85.99	1.052	14:37:17.009
5-		22.127	112.0	27.810	13.121	125.6	12.673	28.080	92.3	1:43.811	86.25	0.741	14:39:00.820
6-		21.957	110.9	27.522	13.375	123.3	12.948	27.474	93.6	1:43.270 (2)	86.70	0.200	14:40:44.090
7-		22.281	111.2	28.329	13.377	122.0	13.211	27.405	92.0	1:44.603	85.60	1.533	14:42:28.693
8-		22.247	114.9	27.578	13.299	124.2	13.046	IN PIT		1:42.902 P	87.01		14:44:11.595
9-	OUTLAP	107.2	28.199	13.270	124.0	13.013	27.273	92.9	3:14.357	46.07	1:31.287		14:47:25.952
10-		22.185	114.7	27.980	13.135	125.4	12.732	27.038	92.7	1:43.070 (1)	86.87		14:49:09.022
11-		22.261	111.1	28.345	13.275	122.4	12.823	26.985	92.9	1:43.689 (3)	86.35	0.619	14:50:52.711

P13 2 S Thomas STRUDWICK		Honda NSF - Case Moto Rapido Moto3											
IDEAL LAP TIME : 1:42.689		BEST LAP TIME : 1:43.304					DIFFERENCE : 0.615						
LAP	SECTOR 1	SECTOR 2	SECTOR 3	SECTOR 4	SECTOR 5	LAP TIME	MPH	DIFF	TIME OF DAY				
1-	OUTLAP	89.8	30.332	13.938	115.7	13.230	28.537	86.5					14:33:00.695
2-		23.453	109.6	28.584	13.717	116.9	13.098	27.982	87.2	1:46.834	83.81	3.530	14:34:47.529
3-		22.954	111.6	28.183	13.516	117.5	12.972	27.843	87.7	1:45.468	84.90	2.164	14:36:32.997
4-		22.637	115.3	28.174	13.619	117.3	12.897	27.542	87.6	1:44.869	85.38	1.565	14:38:17.866
5-		22.588	114.1	28.216	13.522	116.9	12.740	27.101	88.3	1:44.167	85.96	0.863	14:40:02.033
6-		22.613	109.6	27.782	13.529	116.9	12.855	27.175	87.6	1:43.954	86.13	0.650	14:41:45.987
7-		22.388	117.1	27.759	13.565	116.1	12.704	26.888	88.1	1:43.304 (1)	86.68		14:43:29.291
8-		22.369	115.5	27.948	13.571	116.7	12.757	26.959	88.3	1:43.604	86.42	0.300	14:45:12.895
9-		22.436	114.1	28.072	13.515	117.3	12.594	26.842	87.6	1:43.459 (2)	86.55	0.155	14:46:56.354
10-		22.719	112.2	28.403	13.813	115.7	12.870	IN PIT		1:43.557 P	86.46	0.253	14:48:39.911
11-	OUTLAP	106.6	28.992	13.619	117.3	12.650	27.553	86.1	2:56.523	50.72	1:13.219		14:51:36.434
12-		23.176	107.0	28.599	13.420	117.9	12.545	26.779	88.3	1:44.519	85.67	1.215	14:53:20.953
13-		22.255	113.1	28.501	13.410	116.7	12.626	26.720	87.8	1:43.512 (3)	86.50	0.208	14:55:04.465

P14 6 Taz TAYLOR		KTM - GAcompetition											
IDEAL LAP TIME : 1:43.171		BEST LAP TIME : 1:43.548					DIFFERENCE : 0.377						
LAP	SECTOR 1	SECTOR 2	SECTOR 3	SECTOR 4	SECTOR 5	LAP TIME	MPH	DIFF	TIME OF DAY				
1-		101.0	29.263	13.387	125.9	12.801	27.260	93.6					14:31:47.930
2-		22.214	107.2	28.011	13.527	123.1	12.886	26.910	93.1	1:43.548 (1)	86.47		14:33:31.478

P15 64 Asher DURHAM		Mahindra - Cresswell Racing											
IDEAL LAP TIME : 1:43.302		BEST LAP TIME : 1:43.752					DIFFERENCE : 0.450						
LAP	SECTOR 1	SECTOR 2	SECTOR 3	SECTOR 4	SECTOR 5	LAP TIME	MPH	DIFF	TIME OF DAY				
1-	OUTLAP	89.3	32.436	14.355	121.1	13.805	28.472	89.9					14:36:11.882
2-		23.483	104.5	29.027	13.595	123.5	13.285	29.891	91.1	1:49.281	81.93	5.529	14:38:01.163
3-		22.595	106.0	28.554	13.554	122.6	13.256	27.842	91.2	1:45.801	84.63	2.049	14:39:46.964
4-		22.898	106.1	28.295	13.381	123.1	13.158	27.386	90.4	1:45.118	85.18	1.366	14:41:32.082
5-		22.789	109.2	28.214	13.633	120.9	13.004	27.495	91.3	1:45.135	85.17	1.383	14:43:17.217
6-		22.385	109.8	28.009	13.503	123.5	13.006	27.611	91.5	1:44.514 (3)	85.67	0.762	14:45:01.731
7-		22.609	109.1	28.231	13.393	123.3	13.058	IN PIT		1:45.159 P	85.15	1.407	14:46:46.890
8-	OUTLAP	98.9	29.295	13.603	119.8	13.232	33.037	91.2	4:17.354	34.79	2:33.602		14:51:04.244
9-		22.795	96.1	28.583	13.434	123.8	12.877	30.860	91.2	1:48.549	82.49	4.797	14:52:52.793
10-		22.560	109.1	27.950	13.289	124.7	12.763	27.190	92.0	1:43.752 (1)	86.30		14:54:36.545
11-		22.185	111.1	28.300	13.243	124.0	12.734	27.486	90.7	1:43.948 (2)	86.14	0.196	14:56:20.493

P16 34 Liam DELVES		DR-Moto - Stauff Connect Academy / Dr-Moto										
IDEAL LAP TIME : 1:43.716		BEST LAP TIME : 1:43.818					DIFFERENCE : 0.102					
LAP	SECTOR 1	SECTOR 2	SECTOR 3	SECTOR 4	SECTOR 5	LAP TIME	MPH	DIFF	TIME OF DAY			

Weather / Track : Bright / Dry

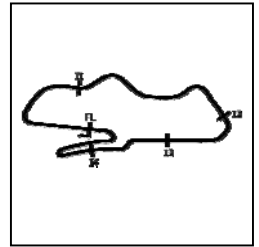
Donington Park GP
Circuit Length = 2.4873 miles
Start: 14:30 Flag 14:55 End: 14:57

MCRCB BULLETIN TK042

2017 MCE British Superbike Championship - Round 1

2017 HEL Performance British Motostar Championship

FREE PRACTICE 2 - SECTOR ANALYSIS



SECTOR 1 = FL to I1, SECTOR 2 = I1 to I2, SECTOR 3 = I2 to I3, SECTOR 4 = I3 to I4, SECTOR 5 = I4 to FL, DIFF = Difference To Personal Best Lap, P = Crossed Finish Line in Pit Lane, D = Time Disallowed

1-	OUTLAP	102.4	29.902	14.048	120.2	14.205	29.422	89.1				14:31:56.367	
2-	23.256	104.2	29.359	13.845	120.2	13.289	28.871	88.2	1:48.620	82.43	4.802	14:33:44.987	
3-	22.972	110.5	28.776	13.631	120.9	13.128	28.675	89.3	1:47.182	83.54	3.364	14:35:32.169	
4-	22.616	110.3	28.932	13.651	121.1	13.046	28.235	90.2	1:46.480	84.09	2.662	14:37:18.649	
5-	22.594	109.2	28.779	13.462	121.7	13.204	IN PIT		1:46.273	P	84.25	2.455	14:39:04.922
6-	OUTLAP	108.5	29.724	13.649	120.6	13.071	27.877	89.3	2:02.870	72.87	19.052	14:41:07.792	
7-	22.612	111.4	28.448	14.528	112.0	13.567	IN PIT		1:47.156	P	83.56	3.338	14:42:54.948
8-	OUTLAP	108.5	29.266	13.943	118.7	13.248	28.938	88.2	2:15.890	65.89	32.072	14:45:10.838	
9-	22.729	110.5	28.370	13.634	120.6	12.907	27.735	89.9	1:45.375	84.97	1.557	14:46:56.213	
10-	22.328	112.0	27.987	13.599	120.9	12.882	27.450	89.8	1:44.246	(2)	85.89	0.428	14:48:40.459
11-	22.066	114.3	27.961	13.452	121.3	12.806	27.533	89.6	1:43.818	(1)	86.25		14:50:24.277
12-	22.625	112.7	28.460	13.814	116.3	13.126	27.949	89.6	1:45.974	84.49	2.156	14:52:10.251	
13-	22.501	112.5	28.316	13.643	120.6	12.914	28.797	88.7	1:46.171	84.33	2.353	14:53:56.422	
14-	22.249	114.9	27.942	13.531	121.1	12.943	27.638	89.6	1:44.303	(3)	85.85	0.485	14:55:40.725

P17 24 S		Shane FABER		Honda NSF - Symcirus Motorsport / Shane Faber Racing									
IDEAL LAP TIME : 1:43.721		BEST LAP TIME : 1:43.895		DIFFERENCE : 0.174									
LAP	SECTOR 1	SECTOR 2	SECTOR 3	SECTOR 4	SECTOR 5	LAP TIME	MPH	DIFF	TIME OF DAY				
1-	OUTLAP	88.0	30.748	14.403	114.5	14.531	28.924	86.4				14:31:55.801	
2-	23.716	101.2	29.286	14.122	115.5	13.598	28.545	87.3	1:49.267	81.95	5.372	14:33:45.068	
3-	23.221	105.3	28.665	13.681	118.5	13.131	27.886	88.2	1:46.584	84.01	2.689	14:35:31.652	
4-	23.029	107.5	28.925	13.752	119.8	13.224	27.525	88.8	1:46.455	84.11	2.560	14:37:18.107	
5-	22.866	105.6	28.840	13.787	117.3	13.222	27.692	89.3	1:46.407	84.15	2.512	14:39:04.514	
6-	22.860	108.2	28.843	13.710	117.1	13.312	27.474	89.3	1:46.199	84.31	2.304	14:40:50.713	
7-	22.759	109.2	28.439	13.528	118.5	13.212	27.287	89.2	1:45.225	85.09	1.330	14:42:35.938	
8-	22.593	109.1	28.283	13.735	117.7	13.086	26.910	88.7	1:44.607	85.60	0.712	14:44:20.545	
9-	22.686	108.7	28.426	13.631	117.3	12.997	26.926	89.6	1:44.666	85.55	0.771	14:46:05.211	
10-	22.515	109.8	28.180	13.453	117.9	12.982	27.031	88.9	1:44.161	(3)	85.96	0.266	14:47:49.372
11-	22.904	102.7	29.140	13.607	116.7	13.162	27.289	88.9	1:46.102	84.39	2.207	14:49:35.474	
12-	22.631	110.7	28.017	13.410	118.5	13.019	26.818	88.7	1:43.895	(1)	86.18		14:51:19.369
13-	22.581	110.9	28.202	13.745	118.9	12.982	27.445	87.6	1:44.955	85.31	1.060	14:53:04.324	
14-	23.156	101.0	28.755	13.921	113.1	13.757	27.492	89.1	1:47.081	83.62	3.186	14:54:51.405	
15-	22.606	109.6	28.161	13.493	117.9	12.961	26.879	89.1	1:44.100	(2)	86.01	0.205	14:56:35.505

P18 72 S		Cameron HORSMAN		Honda NSF - Nova/FAB Racing									
IDEAL LAP TIME : 1:43.692		BEST LAP TIME : 1:43.963		DIFFERENCE : 0.271									
LAP	SECTOR 1	SECTOR 2	SECTOR 3	SECTOR 4	SECTOR 5	LAP TIME	MPH	DIFF	TIME OF DAY				
1-	OUTLAP	105.0	28.577	13.831	114.3	13.289	27.553	86.1				14:33:55.124	
2-	22.676	118.7	28.391	14.041	112.9	12.995	27.723	85.5	1:45.826	84.61	1.863	14:35:40.950	
3-	22.772	115.9	28.226	13.768	114.1	13.014	27.305	86.8	1:45.085	85.21	1.122	14:37:26.035	
4-	22.874	117.1	28.020	13.829	113.5	13.068	27.388	86.6	1:45.179	85.13	1.216	14:39:11.214	
5-	22.768	116.9	27.942	13.654	114.1	13.106	27.468	87.0	1:44.938	85.33	0.975	14:40:56.152	
6-	23.250	112.5	28.366	13.745	112.9	12.942	27.153	86.8	1:45.456	84.91	1.493	14:42:41.608	
7-	22.790	111.2	28.999	14.178	113.7	13.211	27.242	85.6	1:46.420	84.14	2.457	14:44:28.028	
8-	22.900	115.1	28.144	13.882	112.5	12.968	IN PIT		1:46.412	P	84.14	2.449	14:46:14.440
9-	OUTLAP	110.7	28.767	13.707	113.7	13.018	27.225	86.3	2:53.239	51.68	1:09.276	14:49:07.679	
10-	22.841	112.2	27.815	13.571	114.3	12.902	27.007	86.4	1:44.136	(3)	85.98	0.173	14:50:51.815
11-	22.964	117.1	28.309	13.477	115.7	12.932	27.079	86.1	1:44.761	85.47	0.798	14:52:36.576	
12-	22.702	116.3	27.827	13.583	114.1	12.904	26.958	86.4	1:43.974	(2)	86.12	0.011	14:54:20.550
13-	22.610	117.1	28.086	13.470	116.3	12.895	26.902	85.8	1:43.963	(1)	86.13		14:56:04.513

P19 54		Sam BURMAN		KTM - TeamWNT / Burman Racing									
IDEAL LAP TIME : 1:44.129		BEST LAP TIME : 1:44.214		DIFFERENCE : 0.085									
LAP	SECTOR 1	SECTOR 2	SECTOR 3	SECTOR 4	SECTOR 5	LAP TIME	MPH	DIFF	TIME OF DAY				
1-		99.5	29.374	13.802	122.0	13.517	28.642	91.0				14:31:49.833	
2-	23.221	99.4	29.020	14.485	120.2	13.279	27.998	90.6	1:48.003	82.90	3.789	14:33:37.836	
3-	23.243	102.7	29.068	13.704	121.7	13.290	28.230	91.1	1:47.535	83.27	3.321	14:35:25.371	
4-	23.210	102.6	28.853	13.622	122.4	13.214	27.954	91.6	1:46.853	83.80	2.639	14:37:12.224	
5-	23.771	98.1	29.217	13.592	123.8	13.194	28.799	92.3	1:48.573	82.47	4.359	14:39:00.797	
6-	23.286	102.6	28.615	13.529	122.9	13.120	27.447	92.4	1:45.997	84.47	1.783	14:40:46.794	
7-	23.057	104.3	29.406	14.081	121.7	13.127	IN PIT		1:45.885	P	84.56	1.671	14:42:32.679
8-	OUTLAP	89.7	29.495	13.582	124.2	13.213	27.486	93.1	3:30.987	42.44	1:46.773	14:46:03.666	

Weather / Track : Bright / Dry

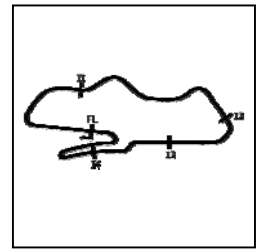
Donington Park GP
Circuit Length = 2.4873 miles
Start: 14:30 Flag 14:55 End: 14:57

MCRCB BULLETIN TK042

2017 MCE British Superbike Championship - Round 1

2017 HEL Performance British Motostar Championship

FREE PRACTICE 2 - SECTOR ANALYSIS



SECTOR 1 = FL to I1, SECTOR 2 = I1 to I2, SECTOR 3 = I2 to I3, SECTOR 4 = I3 to I4, SECTOR 5 = I4 to FL, DIFF = Difference To Personal Best Lap, P = Crossed Finish Line in Pit Lane, D = Time Disallowed

9-	22.836	106.1	28.348	13.470	121.7	13.302	27.535	92.9	1:45.491	84.88	1.277	14:47:49.157
10-	22.760	106.3	27.990	13.415	124.0	12.790	27.259	92.1	1:44.214 (1)	85.92		14:49:33.371
11-	22.751	106.8	28.320	13.411	124.5	12.971	27.467	91.6	1:44.920 (2)	85.34	0.706	14:51:18.291
12-	23.324	104.5	28.356	13.527	123.1	13.164	27.502	91.2	1:45.873	84.57	1.659	14:53:04.164
13-	23.025	105.5	28.308	13.495	122.6	12.844	27.342	91.7	1:45.014	85.26	0.800	14:54:49.178
14-	22.679	108.4	28.450	13.567	122.9	12.923	27.352	92.0	1:44.971 (3)	85.30	0.757	14:56:34.149

P20 25		Mike BROUWERS					APG Moto - TEC7-Joma / Brouwersracingteam					
IDEAL LAP TIME : 1:44.260		BEST LAP TIME : 1:44.501					DIFFERENCE : 0.241					
LAP	SECTOR 1	SECTOR 2	SECTOR 3	SECTOR 4	SECTOR 5	LAP TIME	MPH	DIFF	TIME OF DAY			
1-	OUTLAP	86.3	35.231	15.575	110.3	14.569	32.165	83.1		14:33:43.830		
2-	24.935	101.5	31.268	14.425	115.1	13.464	29.620	86.1	1:53.712	78.74	9.211	14:35:37.542
3-	23.361	109.1	29.642	14.307	114.7	13.653	28.979	86.6	1:49.942	81.44	5.441	14:37:27.484
4-	23.042	108.9	28.760	13.950	115.7	13.139	28.133	87.5	1:47.024	83.66	2.523	14:39:14.508
5-	23.004	114.3	28.895	14.021	114.7	13.056	28.395	87.8	1:47.371	83.39	2.870	14:41:01.879
6-	22.949	112.4	28.650	13.791	116.5	12.846	28.235	86.6	1:46.471	84.10	1.970	14:42:48.350
7-	22.621	115.9	28.185	13.788	116.1	12.762	28.669	87.8	1:46.025	84.45	1.524	14:44:34.375
8-	22.513	118.3	27.887	13.560	117.7	12.746	27.999	87.3	1:44.705 (2)	85.52	0.204	14:46:19.080
9-	24.895	108.2	29.768	13.850	115.9	12.770	IN PIT		1:47.650 P	83.18	3.149	14:48:06.730
10-	OUTLAP	108.0	29.471	13.985	115.5	13.011	28.451	86.6	4:10.386	35.76	2:25.885	14:52:17.116
11-	22.761	115.1	27.898	13.707	115.9	12.792	27.759	87.6	1:44.917 (3)	85.34	0.416	14:54:02.033
12-	22.439	114.9	27.812	13.688	115.3	12.690	27.872	87.2	1:44.501 (1)	85.68		14:55:46.534

P21 55 S		Jack SCOTT					Honda NSF - J J Racing					
IDEAL LAP TIME : 1:44.265		BEST LAP TIME : 1:44.701					DIFFERENCE : 0.436					
LAP	SECTOR 1	SECTOR 2	SECTOR 3	SECTOR 4	SECTOR 5	LAP TIME	MPH	DIFF	TIME OF DAY			
1-	OUTLAP	98.9	30.386	14.245	110.5	13.685	28.211	86.9		14:32:07.706		
2-	23.432	108.7	28.804	13.999	112.2	13.558	27.932	87.2	1:47.725	83.12	3.024	14:33:55.431
3-	23.247	109.2	28.677	13.746	113.3	13.200	27.445	87.8	1:46.315	84.22	1.614	14:35:41.746
4-	22.939	107.3	28.517	13.490	115.7	13.335	27.808	87.8	1:46.089	84.40	1.388	14:37:27.835
5-	23.398	99.7	28.571	13.680	115.1	13.153	27.922	87.3	1:46.724	83.90	2.023	14:39:14.559
6-	23.372	107.5	28.746	13.857	113.5	13.175	27.830	85.5	1:46.980	83.70	2.279	14:41:01.539
7-	23.007	107.7	28.463	13.761	111.8	13.173	27.341	87.0	1:45.745	84.67	1.044	14:42:47.284
8-	22.974	110.1	28.356	13.795	113.3	13.073	27.607	87.3	1:45.805	84.63	1.104	14:44:33.089
9-	22.768	109.6	28.236	13.612	112.5	12.824	27.598	88.1	1:45.038 (3)	85.24	0.337	14:46:18.127
10-	23.186	93.2	30.357	14.170	111.2	13.353	IN PIT		1:48.135 P	82.80	3.434	14:48:06.262
11-	OUTLAP	92.1	29.024	13.914	110.7	13.244	27.476	87.0	2:44.244	54.51	59.543	14:50:50.506
12-	22.828	110.0	28.134	13.628	111.6	13.005	27.106	87.3	1:44.701 (1)	85.52		14:52:35.207
13-	22.783	110.9	28.116	13.604	113.7	12.996	27.234	87.2	1:44.733 (2)	85.49	0.032	14:54:19.940
14-	22.729	110.9	28.325	13.627	113.3	13.100	27.484	87.1	1:45.265	85.06	0.564	14:56:05.205

P22 56 S		Charlie ATKINS					Honda NSF - Wilson Racing					
IDEAL LAP TIME : 1:45.570		BEST LAP TIME : 1:46.108					DIFFERENCE : 0.538					
LAP	SECTOR 1	SECTOR 2	SECTOR 3	SECTOR 4	SECTOR 5	LAP TIME	MPH	DIFF	TIME OF DAY			
1-	OUTLAP	95.8	30.914	14.330	115.1	13.651	29.827	89.4		14:32:24.789		
2-	23.463	106.0	29.445	13.869		13.241	28.024	91.1	1:48.042	82.87	1.934	14:34:12.831
3-	23.195	104.8	28.984	13.835	117.3	13.051	28.153	89.9	1:47.218	83.51	1.110	14:36:00.049
4-	23.289	106.8	28.681	13.605	118.7	12.944	28.134	90.7	1:46.653 (3)	83.95	0.545	14:37:46.702
5-	22.951	106.6	28.658	13.850	117.9	13.456	IN PIT		1:46.439 P	84.12	0.331	14:39:33.141
6-	OUTLAP	98.3	30.891	14.223	116.5	13.586	IN PIT		4:25.228 P	33.76	2:39.120	14:43:58.369
7-	OUTLAP	99.7	30.486	13.902	117.5	13.502	28.607	89.1	5:15.532	28.37	3:29.424	14:49:13.901
8-	23.506	104.6	28.854	13.856	117.1	12.971	28.210	90.3	1:47.397	83.37	1.289	14:51:01.298
9-	23.539	103.4	29.090	13.752	118.3	13.010	28.053	90.3	1:47.444	83.34	1.336	14:52:48.742
10-	23.293	106.8	28.602	13.632	118.3	12.886	28.167	90.2	1:46.580 (2)	84.01	0.472	14:54:35.322
11-	22.999	108.9	29.041	13.527	118.7	12.937	27.604	91.0	1:46.108 (1)	84.39		14:56:21.430

P23 89 S		T. Fox MORETON					Honda NSF - Banks Racing / Moto Engineering					
IDEAL LAP TIME : 1:45.863		BEST LAP TIME : 1:46.361					DIFFERENCE : 0.498					
LAP	SECTOR 1	SECTOR 2	SECTOR 3	SECTOR 4	SECTOR 5	LAP TIME	MPH	DIFF	TIME OF DAY			
1-	OUTLAP	99.2	32.055	14.697	115.9	13.867	29.785	86.4		14:32:31.427		

Weather / Track : Bright / Dry

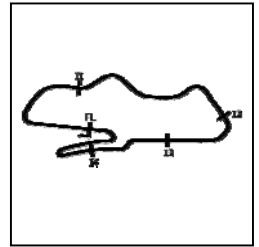
Donington Park GP
Circuit Length = 2.4873 miles
Start: 14:30 Flag 14:55 End: 14:57

MCRCB BULLETIN TK042

2017 MCE British Superbike Championship - Round 1

2017 HEL Performance British Motostar Championship

FREE PRACTICE 2 - SECTOR ANALYSIS



SECTOR 1 = FL to I1, SECTOR 2 = I1 to I2, SECTOR 3 = I2 to I3, SECTOR 4 = I3 to I4, SECTOR 5 = I4 to FL, DIFF = Difference To Personal Best Lap, P = Crossed Finish Line in Pit Lane, D = Time Disallowed

2-	23.822	109.1	29.902	14.212	114.7	13.632	29.134	86.4	1:50.702	80.88	4.341	14:34:22.129	
3-	23.588	105.6	30.399	14.201	115.7	13.415	29.083	87.2	1:50.686	80.89	4.325	14:36:12.815	
4-	23.565	100.6	29.412	13.933	115.7	13.360	29.446	88.0	1:49.716	81.61	3.355	14:38:02.531	
5-	23.806	103.4	29.692	14.114	114.1	13.589	IN PIT		1:53.117	P	79.16	6.756	14:39:55.648
6-	OUTLAP	101.9	29.745	14.399	116.5	13.674	29.110	86.6	2:40.551	55.77	54.190	14:42:36.199	
7-	23.326	106.5	29.122	13.834	117.7	13.668	28.613	87.5	1:48.563	82.48	2.202	14:44:24.762	
8-	23.144	107.3	29.143	13.894	115.3	13.257	28.306	88.1	1:47.744	83.10	1.383	14:46:12.506	
9-	23.117	106.0	28.507	13.867	114.7	13.227	28.055	87.3	1:46.773	(3)	83.86	0.412	14:47:59.279
10-	23.056	108.7	28.430	13.779	115.5	13.134	27.962	88.7	1:46.361	(1)	84.18		14:49:45.640
11-	23.947	100.3	29.410	14.042	114.9	13.680	29.515	87.1	1:50.594	80.96	4.233	14:51:36.234	
12-	23.247	104.2	28.942	13.547	118.9	12.995	28.080	88.3	1:46.811	83.83	0.450	14:53:23.045	
13-	22.929	103.5	28.472	13.694	116.1	13.416	28.161	87.3	1:46.672	(2)	83.94	0.311	14:55:09.717

P24	45 S	Scott SWANN					Honda NSF - Swann Racing						
IDEAL LAP TIME : 1:45.951		BEST LAP TIME : 1:46.431			DIFFERENCE : 0.480								
LAP	SECTOR 1	SECTOR 2	SECTOR 3	SECTOR 4	SECTOR 5	LAP TIME	MPH	DIFF	TIME OF DAY				
1-	OUTLAP	93.8	31.077	14.404	111.6	14.184	29.501	85.1				14:32:19.152	
2-	23.736	103.7	29.336	14.024	114.5	13.703	29.124	86.9	1:49.923	81.46	3.492	14:34:09.075	
3-	23.384	105.3	28.836	13.862	113.1	13.477	28.196	87.1	1:47.755	83.10	1.324	14:35:56.830	
4-	23.610	98.8	29.111	13.978	114.1	13.112	28.061	87.5	1:47.872	83.01	1.441	14:37:44.702	
5-	23.376	102.4	29.536	14.089	112.9	13.456	29.476	86.1	1:49.933	81.45	3.502	14:39:34.635	
6-	23.379	103.2	28.906	13.857	113.9	13.190	27.830	86.9	1:47.162	(3)	83.55	0.731	14:41:21.797
7-	23.329	100.0	29.224	13.789	113.9	13.158	27.747	86.1	1:47.247	83.49	0.816	14:43:09.044	
8-	23.281	111.8	28.998	13.978	113.5	13.179	27.744	87.5	1:47.180	83.54	0.749	14:44:56.224	
9-	23.185	103.5	28.888	13.958	114.5	13.153	27.543	87.7	1:46.727	(2)	83.90	0.296	14:46:42.951
10-	23.381	107.5	29.250	14.000	113.5	13.233	27.831	87.2	1:47.695	83.14	1.264	14:48:30.646	
11-	22.929	108.4	28.726	13.641	114.7	13.295	27.840	87.6	1:46.431	(1)	84.13		14:50:17.077
12-	23.490	97.6	29.104	13.841	114.3	13.315	27.836	86.9	1:47.586	83.23	1.155	14:52:04.663	
13-	24.581	96.8	29.082	13.861	114.1	13.160	28.003	86.9	1:48.687	82.38	2.256	14:53:53.350	
14-	23.166	106.5	29.043	13.934	112.5	13.201	28.295	86.5	1:47.639	83.18	1.208	14:55:40.989	

P25	76 S	Elliot PINSON					Honda NSF - Cresswell Racing						
IDEAL LAP TIME : 1:45.192		BEST LAP TIME : 1:46.436			DIFFERENCE : 1.244								
LAP	SECTOR 1	SECTOR 2	SECTOR 3	SECTOR 4	SECTOR 5	LAP TIME	MPH	DIFF	TIME OF DAY				
1-	OUTLAP	89.9	30.342	14.283	112.0	13.744	28.360	84.8				14:32:06.380	
2-	23.397	101.8	28.999	13.933	112.4	13.423	27.982	84.8	1:47.734	83.11	1.298	14:33:54.114	
3-	23.254	106.8	28.585	14.289	111.8	13.219	27.707	86.5	1:47.054	83.64	0.618	14:35:41.168	
4-	23.137	104.5	28.534	13.725	112.5	13.183	27.880	85.5	1:46.459	(3)	84.11	0.023	14:37:27.627
5-	23.447	92.6	29.239	13.753	113.5	13.154	27.991	86.2	1:47.584	83.23	1.148	14:39:15.211	
6-	23.281	106.8	29.044	13.748	113.1	13.155	27.613	86.5	1:46.841	83.81	0.405	14:41:02.052	
7-	23.173	108.0	28.665	13.700	112.9	12.976	27.923	85.8	1:46.437	(2)	84.12	0.001	14:42:48.489
8-	22.952	105.5	28.608	13.873	112.9	13.148	27.855	84.8	1:46.436	(1)	84.12		14:44:34.925
9-	23.609	101.9	29.538	14.455	108.5	13.794	IN PIT		1:50.587	P	80.97	4.151	14:46:25.512
10-	OUTLAP	101.2	29.220	14.146	112.4	13.167	27.097	85.7	5:07.157	29.15	3:20.721	14:51:32.669	
11-	23.312	108.0	29.075	13.771	113.7	12.909	28.097	85.7	1:47.164	83.55	0.728	14:53:19.833	
12-	23.101	108.2	29.752	14.034	113.7	13.140	27.672	85.9	1:47.699	83.14	1.263	14:55:07.532	

P26	16 S	Connall COURTNEY					Honda NSF - Mototech CCR						
IDEAL LAP TIME : 1:47.213		BEST LAP TIME : 1:47.226			DIFFERENCE : 0.013								
LAP	SECTOR 1	SECTOR 2	SECTOR 3	SECTOR 4	SECTOR 5	LAP TIME	MPH	DIFF	TIME OF DAY				
1-	OUTLAP	83.7	32.719	14.825	113.3	14.659	31.843	85.7				14:33:09.176	
2-	24.409	96.9	31.571	14.670	114.9	13.794	29.444	87.6	1:53.888	78.62	6.662	14:35:03.064	
3-	23.341	99.7	29.675	14.019	115.9	13.703	29.682	87.6	1:50.420	81.09	3.194	14:36:53.484	
4-	23.304	99.8	29.962	13.928	115.7	14.037	29.642	86.9	1:50.873	80.76	3.647	14:38:44.357	
5-	23.299	98.5	29.964	13.980	115.1	13.673	29.308	86.9	1:50.224	81.23	2.998	14:40:34.581	
6-	23.573	98.6	29.851	14.059	114.9	13.696	IN PIT		1:51.792	P	80.09	4.566	14:42:26.373
7-	OUTLAP	90.1	30.620	14.230	114.5	13.689	IN PIT		5:58.234	P	24.99	4:11.008	14:48:24.607
8-	OUTLAP	94.7	30.604	13.831	117.1	13.539	29.903	86.5	2:33.697	58.26	46.471	14:50:58.304	
9-	23.274	101.8	29.411	13.795	115.9	13.480	29.108	87.1	1:49.068	(3)	82.09	1.842	14:52:47.372
10-	23.105	100.7	29.161	13.697	117.5	13.222	29.839	88.0	1:49.024	(2)	82.13	1.798	14:54:36.396
11-	23.045	103.2	28.996	13.608	117.1	13.235	28.342	87.5	1:47.226	(1)	83.51		14:56:23.622

Weather / Track : Bright / Dry

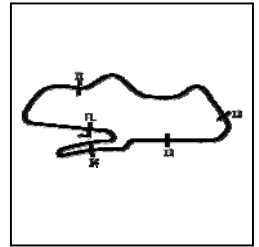
Donington Park GP
Circuit Length = 2.4873 miles
Start: 14:30 Flag 14:55 End: 14:57

MCRCB BULLETIN TK042

2017 MCE British Superbike Championship - Round 1

2017 HEL Performance British Motostar Championship

FREE PRACTICE 2 - SECTOR ANALYSIS



SECTOR 1 = FL to I1, SECTOR 2 = I1 to I2, SECTOR 3 = I2 to I3, SECTOR 4 = I3 to I4, SECTOR 5 = I4 to FL, DIFF = Difference To Personal Best Lap, P = Crossed Finish Line in Pit Lane, D = Time Disallowed

P27 99		Stephen CAMPBELL			Honda - Campbell Racing							
IDEAL LAP TIME : 1:47.225		BEST LAP TIME : 1:47.364			DIFFERENCE : 0.139							
LAP	SECTOR 1	SECTOR 2	SECTOR 3	SECTOR 4	SECTOR 5	LAP TIME	MPH	DIFF	TIME OF DAY			
1-	OUTLAP	82.9	31.886	14.932	112.4	14.232	IN PIT	P		14:33:03.235		
2-	OUTLAP	92.8	31.166	14.499	112.7	14.216	IN PIT		3:08.143 P	14:36:11.378		
3-	OUTLAP	96.5	30.406	14.347	112.2	13.795	29.189	86.5	2:49.197	52.92	1:01.833	14:39:00.575
4-	23.843	102.9	29.588	13.936	115.5	13.398	29.207	85.7	1:49.972	81.42	2.608	14:40:50.547
5-	23.497	104.6	29.016	14.055	114.1	13.394	29.889	88.0	1:49.851	81.51	2.487	14:42:40.398
6-	23.739	104.0	29.129	14.098	113.5	13.235	29.034	87.0	1:49.235	81.97	1.871	14:44:29.633
7-	23.279	109.1	29.179	14.043	111.6	13.293	IN PIT		1:46.614 P	83.98		14:46:16.247
8-	OUTLAP	98.1	30.557	14.312	113.5	13.518	29.627	84.8	3:27.571	43.13	1:40.207	14:49:43.818
9-	23.558	110.7	28.770	14.088	114.5	13.290	28.762	84.2	1:48.468 (3)	82.55	1.104	14:51:32.286
10-	23.318	110.3	28.719	13.882	114.7	13.085	28.360	85.3	1:47.364 (1)	83.40		14:53:19.650
11-	23.397	109.8	29.452	13.930	113.7	13.085	28.260	87.7	1:48.124 (2)	82.81	0.760	14:55:07.774

P28 27		Josh HODGE			KTM - Team HPR							
IDEAL LAP TIME : 1:47.291		BEST LAP TIME : 1:47.879			DIFFERENCE : 0.588							
LAP	SECTOR 1	SECTOR 2	SECTOR 3	SECTOR 4	SECTOR 5	LAP TIME	MPH	DIFF	TIME OF DAY			
1-		102.1	29.939	14.142	115.5	13.727	28.939	88.4				14:31:52.352
2-	23.440	108.4	29.211	14.220	115.5	13.752	29.190	86.9	1:49.813	81.54	1.934	14:33:42.165
3-	23.428	107.3	29.362	14.153	115.3	13.509	28.466	88.8	1:48.918	82.21	1.039	14:35:31.083
4-	23.233	107.7	29.134	13.820	117.3	13.610	28.511	91.1	1:48.308	82.67	0.429	14:37:19.391
5-	23.109	107.8	29.049	13.801	117.1	13.386	28.615	87.6	1:47.960 (3)	82.94	0.081	14:39:07.351
6-	23.405	109.4	29.079	14.076	115.5	13.420	28.469	90.4	1:48.449	82.56	0.570	14:40:55.800
7-	23.385	110.1	29.421	13.988	115.9	13.337	28.325	89.8	1:48.456	82.56	0.577	14:42:44.256
8-	23.401	104.6	29.492	14.163	116.1	13.529	IN PIT		1:49.525 P	81.75	1.646	14:44:33.781
9-	OUTLAP	103.5	30.087	14.039	115.7	13.721	28.741	88.8	4:18.834	34.59	2:30.955	14:48:52.615
10-	23.442	104.8	29.392	13.973	116.3	13.420	28.220	89.9	1:48.447	82.56	0.568	14:50:41.062
11-	23.205	108.7	29.166	13.993	115.5	13.289	28.273	89.9	1:47.926 (2)	82.96	0.047	14:52:28.988
12-	23.345	108.9	29.207	13.855	117.5	13.429	28.043	89.2	1:47.879 (1)	83.00		14:54:16.867
13-	23.164	108.5	29.427	13.963	116.9	13.388	29.472	90.4	1:49.414	81.84	1.535	14:56:06.281

P29 95 S		Ross TURNER			Honda NSF - RedRat Racing							
IDEAL LAP TIME :		BEST LAP TIME : 1:48.532			DIFFERENCE :							
LAP	SECTOR 1	SECTOR 2	SECTOR 3	SECTOR 4	SECTOR 5	LAP TIME	MPH	DIFF	TIME OF DAY			
1-												14:33:01.009
2-							1:52.980	79.25	4.448			14:34:53.989
3-							1:50.317	81.17	1.785			14:36:44.306
4-							1:50.469	81.05	1.937			14:38:34.775
5-							1:49.836	81.52	1.304			14:40:24.611
6-							1:48.541 (2)	82.49	0.009			14:42:13.152
7-							1:48.848	82.26	0.316			14:44:02.000
8-							1:49.340	81.89	0.808			14:45:51.340
9-							1:48.731 (3)	82.35	0.199			14:47:40.071
10-							<i>IN PIT</i>					14:49:29.484
11-							2:51.442	52.23	1:02.910			14:52:20.927
12-							1:48.532 (1)	82.50				14:54:09.459
13-							1:48.823	82.28	0.291			14:55:58.282

P30 48 S		Ewan POTTER			Honda NSF -							
IDEAL LAP TIME :		BEST LAP TIME : 1:50.516			DIFFERENCE :							
LAP	SECTOR 1	SECTOR 2	SECTOR 3	SECTOR 4	SECTOR 5	LAP TIME	MPH	DIFF	TIME OF DAY			
1-												14:35:04.427
2-							1:52.698	79.45	2.182			14:36:57.125
3-							1:52.198	79.80	1.682			14:38:49.323
4-							1:51.439	80.35	0.923			14:40:40.762
5-							1:51.781	80.10	1.265			14:42:32.543
6-							1:53.206	79.09	2.690			14:44:25.749
7-							1:50.797 (2)	80.81	0.281			14:46:16.546
8-							1:51.735	80.14	1.219			14:48:08.281

Donington Park GP

Circuit Length = 2.4873 miles

Start: 14:30 Flag 14:55 End: 14:57

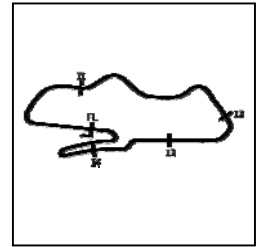
Weather / Track : Bright / Dry

MCRCB BULLETIN TK042

2017 MCE British Superbike Championship - Round 1

2017 HEL Performance British Motostar Championship

FREE PRACTICE 2 - SECTOR ANALYSIS



SECTOR 1 = FL to I1, SECTOR 2 = I1 to I2, SECTOR 3 = I2 to I3, SECTOR 4 = I3 to I4, SECTOR 5 = I4 to FL, DIFF = Difference To Personal Best Lap, P = Crossed Finish Line in Pit Lane, D = Time Disallowed

9-	1:51.388	80.38	0.872	14:49:59.669
10-	1:50.845 (3)	80.78	0.329	14:51:50.514
11-	1:51.640	80.20	1.124	14:53:42.154
12-	1:50.516 (1)	81.02		14:55:32.670

P31		5 S		Tom ALEXANDER		Honda NSF - Wilson Racing						
IDEAL LAP TIME : 1:52.396		BEST LAP TIME : 1:53.893		DIFFERENCE : 1.497								
LAP	SECTOR 1	SECTOR 2	SECTOR 3	SECTOR 4	SECTOR 5	LAP TIME	MPH	DIFF	TIME OF DAY			
1-	OUTLAP	80.4	33.419	14.901	113.9	14.782	30.200	87.2		14:32:32.483		
2-	24.585	91.5	31.578	14.639	112.5	16.431	31.437	85.9	1:58.670	75.45	4.777	14:34:31.153
3-	24.912	92.8	31.767	14.468	113.9	14.579	29.952	87.0	1:55.678	77.40	1.785	14:36:26.831
4-	24.611	91.9	31.440	14.511	114.1	14.146	29.624	87.7	1:54.332 (2)	78.31	0.439	14:38:21.163
5-	24.861	86.1	32.307	14.671	112.5	14.727	29.322	88.3	1:55.888	77.26	1.995	14:40:17.051
6-	24.860	90.1	31.015	14.571	112.4	14.104	29.343	87.3	1:53.893 (1)	78.62		14:42:10.944
7-	25.199	87.6	30.739	13.951	116.7	13.799	IN PIT		1:54.649 P	78.10	0.756	14:44:05.593
8-	OUTLAP	89.2	33.055	14.553	114.3	15.211	29.893	87.7	4:08.111	36.09	2:14.218	14:48:13.704
9-	24.837	91.4	31.679	14.610	112.2	14.401	29.658	86.4	1:55.185 (3)	77.73	1.292	14:50:08.889
10-	25.127	90.6	31.547	14.630	112.4	14.492	29.696	85.7	1:55.492	77.53	1.599	14:52:04.381
11-	24.814	90.9	31.985	14.345	113.3	14.687	IN PIT		1:56.572 P	76.81	2.679	14:54:00.953

P32		23		Sam LLEWELLYN		KTM - SymCirrus Motorsport						
IDEAL LAP TIME : 1:52.218		BEST LAP TIME :		DIFFERENCE :								
LAP	SECTOR 1	SECTOR 2	SECTOR 3	SECTOR 4	SECTOR 5	LAP TIME	MPH	DIFF	TIME OF DAY			
1-	OUTLAP	93.4	31.404	14.564	113.3	13.965	29.434	91.0				14:32:49.081

MCRCB BULLETIN TK043**2017 MCE British Superbike Championship - Round 1****2017 HEL Performance British Motostar Championship****FREE PRACTICE 2 - BEST SPEEDS**

POS	INTERMEDIATE 1		INTERMEDIATE 2		INTERMEDIATE 3		INTERMEDIATE 4		FINISH LINE			
	NO	NAME	MPH	NO	NAME	MPH	NO	NAME	MPH	NO	NAME	MPH
1	20	MARKLUND	121.5			47	ARCHER	127.3		47	ARCHER	94.6
2	69	BOOTH-AMOS	121.5			52	BOERBOOM	126.6		79	STACEY	94.3
3	35	LODGE	121.3			6	TAYLOR	125.9		15	McMANUS	94.0
4	19	RODRIGUEZ	119.6			15	McMANUS	125.6		35	LODGE	94.0
5	52	BOERBOOM	119.4			79	STACEY	125.6		6	TAYLOR	93.6
6	72	HORSMAN	118.7			69	BOOTH-AMOS	125.4		69	BOOTH-AMOS	93.5
7	15	McMANUS	118.5			64	DURHAM	124.7		54	BURMAN	93.1
8	25	BROUWERS	118.3			20	MARKLUND	124.5		52	BOERBOOM	92.3
9	2	STRUDWICK	117.1			35	LODGE	124.5		28	HINDLE	92.1
10	44	BEST	116.1			54	BURMAN	124.5		20	MARKLUND	92.0
11	34	DELVES	114.9			44	BEST	123.8		64	DURHAM	92.0
12	79	STACEY	114.9			3	KERR	123.3		44	BEST	91.7
13	6	TAYLOR	114.1			28	HINDLE	122.9		3	KERR	91.1
14	3	KERR	113.7			34	DELVES	121.7		27	HODGE	91.1
15	28	HINDLE	113.5			19	RODRIGUEZ	121.3		56	ATKINS	91.1
16	47	ARCHER	113.5			30	COOK	120.0		23	LLEWELLYN	91.0
17	30	COOK	112.9			24	FABER	119.8		19	RODRIGUEZ	90.8
18	45	SWANN	111.8			89	MORETON	118.9		34	DELVES	90.2
19	64	DURHAM	111.1			56	ATKINS	118.7		30	COOK	89.7
20	24	FABER	110.9			2	STRUDWICK	117.9		24	FABER	89.6
21	55	SCOTT	110.9			25	BROUWERS	117.7		89	MORETON	88.7
22	99	CAMPBELL	110.7			27	HODGE	117.5		2	STRUDWICK	88.3
23	27	HODGE	110.1			16	COURTNEY	117.5		5	ALEXANDER	88.3
24	23	LLEWELLYN	109.6			5	ALEXANDER	116.7		55	SCOTT	88.1
25	89	MORETON	109.1			72	HORSMAN	116.3		99	CAMPBELL	88.0
26	56	ATKINS	108.9			55	SCOTT	115.7		16	COURTNEY	88.0
27	54	BURMAN	108.4			99	CAMPBELL	115.5		25	BROUWERS	87.8
28	76	PINSON	108.2			45	SWANN	114.7		45	SWANN	87.7
29	16	COURTNEY	103.2			76	PINSON	113.7		72	HORSMAN	87.0
30	5	ALEXANDER	92.8			23	LLEWELLYN	113.3		76	PINSON	86.5
31												
32												

Weather / Track : Bright / Dry

Results can be found at www.tsl-timing.comDonington Park GP
Circuit Length = 2.4873 miles
Start: 14:30 Flag 14:55 End: 14:57

Printed - 14:59 Friday, 31 March 2017

MCRCB BULLETIN TK044

2017 MCE British Superbike Championship - Round 1

2017 HEL Performance British Motostar Championship

FREE PRACTICE 2 - BEST SECTORS

SECTOR 1		SECTOR 2		SECTOR 3		SECTOR 4		SECTOR 5		IDEAL / BEST COMPARISON											
POS	NO	TIME	NO	TIME	NO	TIME	NO	TIME	NO	TIME	POS	NO	NAME	IDEAL	BEST	DIFF					
														PERFECT LAP	1:39.179						
1	35	LOD	21.436	69	BOO	26.858	35	LOD	12.945	69	BOO	12.103	69	BOO	25.837	1	69	BOOTH-AMOS	1:39.346	1:39.898	0.552
2	69	BOO	21.555	35	LOD	26.908	47	ARC	12.984	35	LOD	12.272	35	LOD	25.975	2	35	LODGE	1:39.536	1:39.872	0.336
3	3	KER	21.713	3	KER	27.123	69	BOO	12.993	47	ARC	12.382	3	KER	26.190	3	3	KERR	1:40.636	1:41.153	0.517
4	47	ARC	21.787	47	ARC	27.283	52	BOE	13.120	15	McM	12.383	30	COO	26.311	4	47	ARCHER	1:40.751	1:41.096	0.345
5	15	McM	21.869	15	McM	27.343	79	STA	13.121	3	KER	12.442	47	ARC	26.315	5	15	McMANUS	1:41.171	1:41.591	0.420
6	52	BOE	21.886	79	STA	27.522	3	KER	13.168	44	BES	12.445	15	McM	26.345	6	20	MARKLUND	1:41.786	1:42.009	0.223
7	20	MAR	21.922	52	BOE	27.599	20	MAR	13.181	52	BOE	12.450	28	HIN	26.448	7	52	BOERBOOM	1:42.120	1:42.235	0.115
8	79	STA	21.951	44	BES	27.625	44	BES	13.223	20	MAR	12.457	20	MAR	26.540	8	19	RODRIGUEZ	1:42.161	1:42.575	0.414
9	19	ROD	21.962	20	MAR	27.686	15	McM	13.231	28	HIN	12.470	19	ROD	26.588	9	79	STACEY	1:42.252	1:43.070	0.818
10	6	TAY	22.062	19	ROD	27.748	64	DUR	13.243	19	ROD	12.477	2	STR	26.720	10	28	HINDLE	1:42.266	1:42.370	0.104
11	34	DEL	22.066	2	STR	27.759	28	HIN	13.248	30	COO	12.519	24	FAB	26.818	11	30	COOK	1:42.356	1:42.483	0.127
12	44	BES	22.105	25	BRO	27.812	19	ROD	13.386	2	STR	12.545	72	HOR	26.902	12	44	BEST	1:42.400	1:42.835	0.435
13	30	COO	22.127	72	HOR	27.815	6	TAY	13.387	79	STA	12.673	6	TAY	26.910	13	2	STRUDWICK	1:42.689	1:43.304	0.615
14	64	DUR	22.185	30	COO	27.833	2	STR	13.410	25	BRO	12.690	79	STA	26.985	14	6	TAYLOR	1:43.171	1:43.548	0.377
15	28	HIN	22.203	28	HIN	27.897	24	FAB	13.410	64	DUR	12.734	44	BES	27.002	15	64	DURHAM	1:43.302	1:43.752	0.450
16	2	STR	22.255	34	DEL	27.942	54	BUR	13.411	54	BUR	12.790	52	BOE	27.065	16	72	HORSMAN	1:43.692	1:43.963	0.271
17	25	BRO	22.439	64	DUR	27.950	34	DEL	13.452	6	TAY	12.801	76	PIN	27.097	17	34	DELVES	1:43.716	1:43.818	0.102
18	24	FAB	22.515	54	BUR	27.990	72	HOR	13.470	34	DEL	12.806	55	SCO	27.106	18	24	FABER	1:43.721	1:43.895	0.174
19	72	HOR	22.610	6	TAY	28.011	55	SCO	13.490	55	SCO	12.824	64	DUR	27.190	19	54	BURMAN	1:44.129	1:44.214	0.085
20	54	BUR	22.679	24	FAB	28.017	56	ATK	13.527	56	ATK	12.886	54	BUR	27.259	20	25	BROUWERS	1:44.260	1:44.501	0.241
21	55	SCO	22.729	55	SCO	28.116	89	MOR	13.547	72	HOR	12.895	34	DEL	27.450	21	55	SCOTT	1:44.265	1:44.701	0.436
22	23	LLE	22.851	89	MOR	28.430	25	BRO	13.560	76	PIN	12.909	45	SWA	27.543	22	76	PINSON	1:45.192	1:46.436	1.244
23	45	SWA	22.929	76	PIN	28.534	30	COO	13.566	24	FAB	12.961	56	ATK	27.604	23	56	ATKINS	1:45.570	1:46.108	0.538
24	89	MOR	22.929	56	ATK	28.602	16	COU	13.608	89	MOR	12.995	25	BRO	27.759	24	89	MORETON	1:45.863	1:46.361	0.498
25	56	ATK	22.951	99	CAM	28.719	45	SWA	13.641	99	CAM	13.085	89	MOR	27.962	25	45	SWANN	1:45.951	1:46.431	0.480
26	76	PIN	22.952	45	SWA	28.726	76	PIN	13.700	45	SWA	13.112	27	HOD	28.043	26	16	COURTNEY	1:47.213	1:47.226	0.013
27	16	COU	23.045	16	COU	28.996	27	HOD	13.801	16	COU	13.222	99	CAM	28.260	27	99	CAMPBELL	1:47.225	1:47.364	0.139
28	27	HOD	23.109	27	HOD	29.049	99	CAM	13.882	27	HOD	13.289	16	COU	28.342	28	27	HODGE	1:47.291	1:47.879	0.588
29	99	CAM	23.279	5	ALE	30.739	5	ALE	13.951	5	ALE	13.799	5	ALE	29.322	29	23	LLEWELLYN	1:52.218		
30	5	ALE	24.585	23	LLE	31.404	23	LLE	14.564	23	LLE	13.965	23	LLE	29.434	30	5	ALEXANDER	1:52.396	1:53.893	1.497
31																31	48	POTTER	1:50.516		
32																32	95	TURNER	1:48.532		

Weather / Track : Bright / Dry

Results can be found at www.tsl-timing.com

Donington Park GP

Circuit Length = 2.4873 miles

Start: 14:30 Flag 14:55 End: 14:57

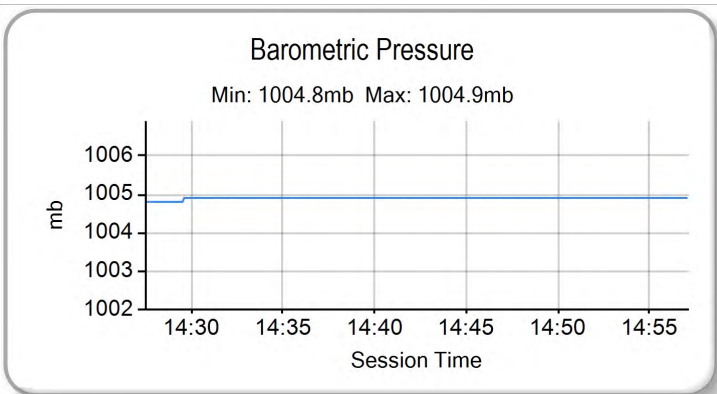
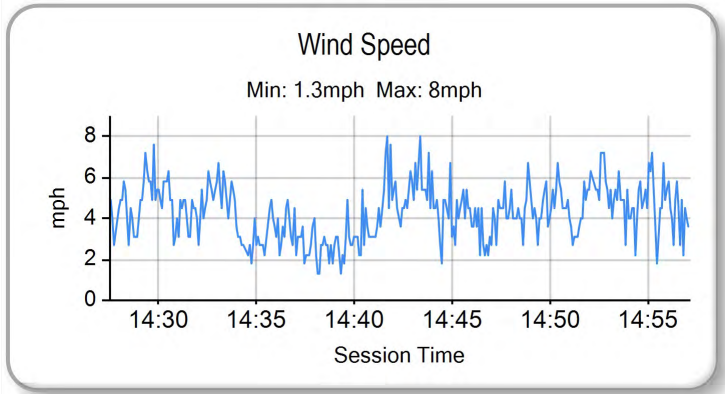
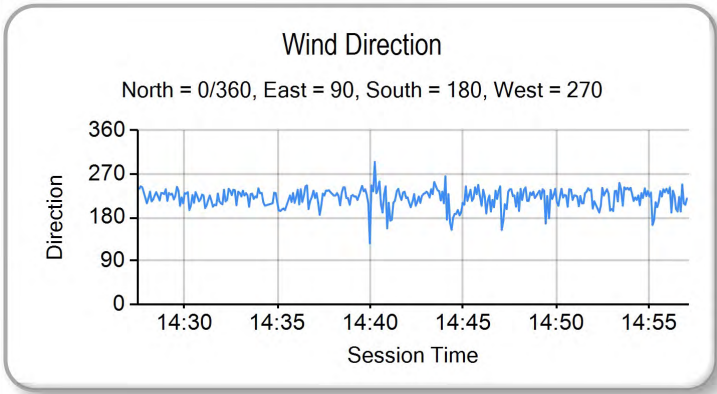
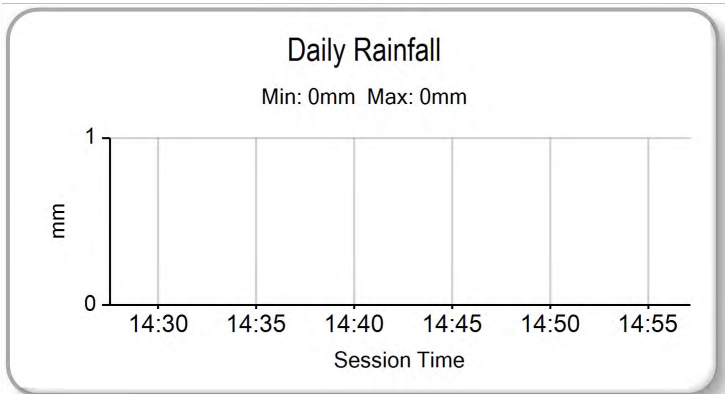
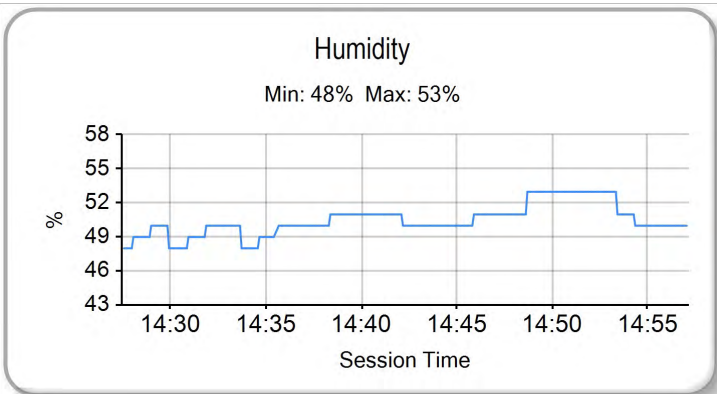
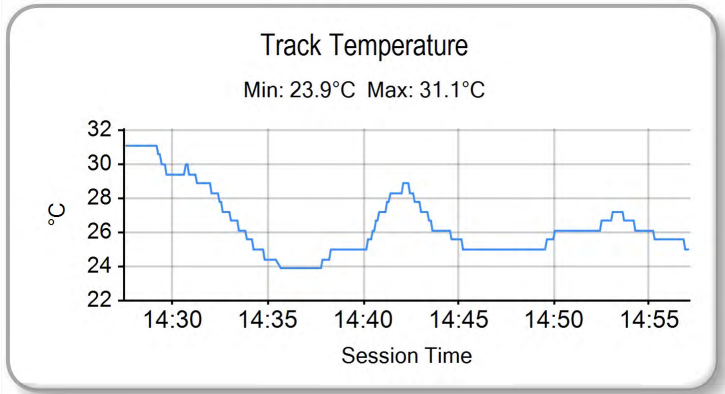
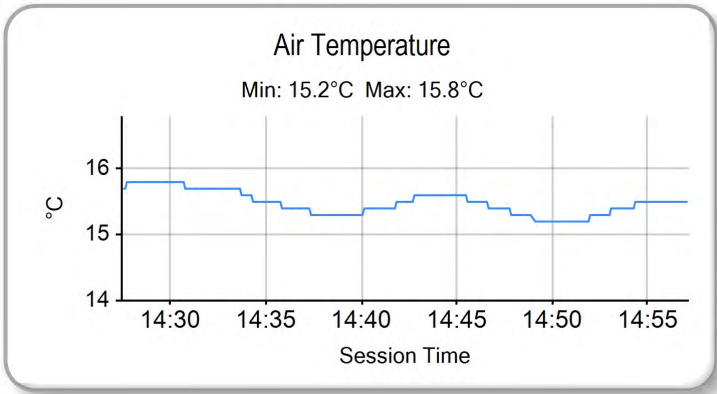
Printed - 14:59 Friday, 31 March 2017

MCRCB BULLETIN TK045

2017 MCE British Superbike Championship - Round 1

2017 HEL Performance British Motostar Championship

FREE PRACTICE 2 - WEATHER CONDITIONS



Weather / Track : Bright / Dry

Donington Park GP
Circuit Length = 2.4873 miles
Start: 14:30 Flag 14:55 End: 14:57

Results can be found at www.tsl-timing.com

Printed - 15:00 Friday, 31 March 2017

QUALIFYING - CLASSIFICATION



POS	NO	CL	PIC NAME	ENTRY	TIME	ON	LAPS	GAP	DIFF	MPH
1	3		1 Richard KERR	KTM - North West Racing	1:51.081	15	15			80.61
2	69		2 Tom BOOTH-AMOS	KTM - City Lifting RS Racing	1:51.119	8	11	0.038	0.038	80.58
3	6		3 Taz TAYLOR	KTM - GAccompetition	1:51.500	8	11	0.419	0.381	80.30
4	79		4 Storm STACEY	Kalex - FPW Racing	1:53.716	13	15	2.635	2.216	78.74
5	30	S	1 Max COOK	Honda NSF - Wilson Racing	1:53.865	15	15	2.784	0.149	78.64
6	19	S	2 Victor RODRIGUEZ	Honda NSF - GA Competition	1:54.026	13	13	2.945	0.161	78.52
7	52		5 Jorel BOERBOOM	Kalex KTM - Fireplace Warehouse	1:54.433	15	15	3.352	0.407	78.25
8	34		6 Liam DELVES	DR-Moto - Stauf Connect Academy / Dr-Moto	1:54.471	13	13	3.390	0.038	78.22
9	44		7 Edmund BEST	KTM - SymCirrus Motorsport	1:54.700	15	16	3.619	0.229	78.06
10	25		8 Mike BROUWERS	APG Moto - TEC7-Joma / Brouwersracingteam	1:54.887	15	15	3.806	0.187	77.94
11	20		9 Joel MARKLUND	KTM - Marklund Solutions / SP125	1:55.288	13	13	4.207	0.401	77.67
12	99		10 Stephen CAMPBELL	Honda - Campbell Racing	1:55.299	14	14	4.218	0.011	77.66
13	17		11 Tom CARNE	Tigcraft - Neatafan/Tigcraft Racing	1:55.309	8	9	4.228	0.010	77.65
14	35		12 Elliot LODGE	FTR - Spike Racing/ SP125	1:55.567	12	12	4.486	0.258	77.48
15	15		13 Eugene McMANUS	KTM - RS Racing/ E15 Racing	1:56.356	7	9	5.275	0.789	76.95
16	47		14 Jake ARCHER	KTM - City lifting / RS Racing	1:56.652	12	12	5.571	0.296	76.76
17	24	S	3 Shane FABER	Honda NSF - Symcirrus Motorsport / Shane Faber Racing	1:56.808	12	12	5.727	0.156	76.65
18	28		15 Lee HINDLE	KTM - JH Motorsport	1:56.847	13	14	5.766	0.039	76.63
19	2	S	4 Thomas STRUDWICK	Honda NSF - Case Moto Rapido Moto3	1:56.942	7	7	5.861	0.095	76.57
20	72	S	5 Cameron HORSMAN	Honda NSF - Nova/FAB Racing	1:56.943	11	13	5.862	0.001	76.57
21	55	S	6 Jack SCOTT	Honda NSF - J J Racing	1:57.352	15	15	6.271	0.409	76.30
22	64		16 Asher DURHAM	Mahindra - Cresswell Racing	1:57.594	7	12	6.513	0.242	76.14
23	23		17 Sam LLEWELLYN	KTM - SymCirrus Motorsport	1:58.169	3	5	7.088	0.575	75.77
24	54		18 Sam BURMAN	KTM - TeamWNT / Burman Racing	1:58.338	13	13	7.257	0.169	75.66
25	95	S	7 Ross TURNER	Honda NSF - RedRat Racing	1:59.940	4	4	8.859	1.602	74.65
26	89	S	8 T. Fox MORETON	Honda NSF - Banks Racing / Moto Engineering	2:00.608	10	12	9.527	0.668	74.24
27	76	S	9 Elliot PINSON	Honda NSF - Cresswell Racing	2:00.614	7	13	9.533	0.006	74.24
28	45	S	10 Scott SWANN	Honda NSF - Swann Racing	2:01.145	7	11	10.064	0.531	73.91
29	27		19 Josh HODGE	KTM - Team HPR	2:01.364	7	7	10.283	0.219	73.78

QUALIFYING LAPTIME (110.0% of 1:51.081) = 2:02.189

30	48	S	11 Ewan POTTER	Honda NSF -	2:03.333	9	11	12.252	1.969	72.60
31	56	S	12 Charlie ATKINS	Honda NSF - Wilson Racing	2:04.414	4	4	13.333	1.081	71.97
32	16	S	13 Connall COURTNEY	Honda NSF - Mototech CCR	2:10.195	3	3	19.114	5.781	68.77
33	5	S	14 Tom ALEXANDER	Honda NSF - Wilson Racing	2:10.916	6	13	19.835	0.721	68.39

Weather / Track : Drizzle / Damp

These results are provisional until the conclusion of any judicial and technical matters.

Donington Park GP

Circuit Length = 2.4873 miles

Start: 09:00 Flag 09:30 End: 09:32

Race Director :	Stewards :	Timekeeper :
-----------------	------------	--------------

Results can be found at www.britishsuperbike.com

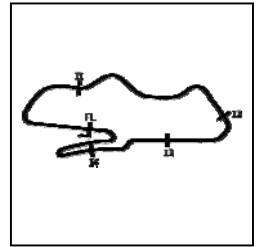
Printed - 09:33 Saturday, 01 April 2017

MCRCB BULLETIN TK075

2017 MCE British Superbike Championship - Round 1

2017 HEL Performance British Motostar Championship

QUALIFYING - SECTOR ANALYSIS



SECTOR 1 = FL to I1, SECTOR 2 = I1 to I2, SECTOR 3 = I2 to I3, SECTOR 4 = I3 to I4, SECTOR 5 = I4 to FL, DIFF = Difference To Personal Best Lap, P = Crossed Finish Line in Pit Lane, D = Time Disallowed

P1		3		Richard KERR		KTM - North West Racing							
IDEAL LAP TIME : 1:50.727		BEST LAP TIME : 1:51.081		DIFFERENCE : 0.354									
LAP	SECTOR 1	SECTOR 2	SECTOR 3	SECTOR 4	SECTOR 5	LAP TIME	MPH	DIFF	TIME OF DAY				
1-		76.6	36.520	15.948	118.5	15.567	32.078	88.2		09:02:10.352			
2-	25.464	85.9	33.657	15.024	120.0	14.660	31.089	88.8	1:59.894	74.68	8.813	09:04:10.246	
3-	25.171	87.7	33.224	14.889	119.1	14.755	30.701	88.6	1:58.740	75.41	7.659	09:06:08.986	
4-	24.675	89.4	32.325	14.732	120.6	14.392	30.107	89.6	1:56.231	77.04	5.150	09:08:05.217	
5-	24.248	90.5	31.851	14.554	120.9	14.191	29.760	89.4	1:54.604	78.13	3.523	09:09:59.821	
6-	24.090	91.5	31.154	14.293	120.6	14.171	29.629	89.2	1:53.337	79.00	2.256	09:11:53.158	
7-	24.290	94.7	31.056	14.401	121.1	14.235	29.058	90.8	1:53.040	79.21	1.959	09:13:46.198	
8-	24.477	90.1	33.151	15.135	115.1	14.797	IN PIT		1:56.531	P	76.84	5.450	09:15:42.729
9-	OUTLAP	90.4	34.458	15.096	120.0	14.494	29.549	90.6	3:32.394	42.15	1:41.313	09:19:15.123	
10-	24.102	97.5	31.274	14.620	122.9	13.954	29.519	90.7	1:53.469	78.91	2.388	09:21:08.592	
11-	24.964	96.8	31.261	14.518	121.5	13.994	28.882	90.6	1:53.619	78.81	2.538	09:23:02.211	
12-	23.896	97.3	30.834	14.617	119.8	13.765	28.946	90.3	1:52.058	79.90	0.977	09:24:54.269	
13-	23.937	94.2	30.649	14.463	120.6	13.682	28.831	89.8	1:51.562 (3)	80.26	0.481	09:26:45.831	
14-	23.793	93.9	30.841	14.319	120.6	13.708	28.569	90.8	1:51.230 (2)	80.50	0.149	09:28:37.061	
15-	23.963	92.8	30.456	14.471	121.3	13.688	28.503	91.3	1:51.081 (1)	80.61		09:30:28.142	

P2		69		Tom BOOTH-AMOS		KTM - City Lifting RS Racing							
IDEAL LAP TIME : 1:50.972		BEST LAP TIME : 1:51.119		DIFFERENCE : 0.147									
LAP	SECTOR 1	SECTOR 2	SECTOR 3	SECTOR 4	SECTOR 5	LAP TIME	MPH	DIFF	TIME OF DAY				
1-	OUTLAP	76.0	38.951	17.416	114.5	16.249	IN PIT		P			09:06:28.182	
2-	OUTLAP	80.6	35.030	15.828	119.1	14.807	31.476	89.3	2:52.488	51.91	1:01.369	09:09:20.670	
3-	25.909	85.8	33.201	15.213	119.1	14.438	31.290	89.9	2:00.051	74.58	8.932	09:11:20.721	
4-	25.089	88.7	32.487	15.179	119.6	14.270	30.371	90.3	1:57.396	76.27	6.277	09:13:18.117	
5-	24.594	92.5	31.694	14.793	121.1	13.993	29.618	90.7	1:54.692	78.07	3.573	09:15:12.809	
6-	24.417	91.5	31.230	14.516	120.9	13.887	29.151	91.3	1:53.201 (3)	79.10	2.082	09:17:06.010	
7-	24.287	98.3	30.750	14.571	120.2	13.629	28.945	90.6	1:52.182 (2)	79.82	1.063	09:18:58.192	
8-	23.977	97.9	30.427	14.407	121.5	13.776	28.532	91.2	1:51.119 (1)	80.58		09:20:49.311	
9-	25.467	92.4	32.762	14.930	119.6	14.256	IN PIT		1:54.842	P	77.97	3.723	09:22:44.153
10-	OUTLAP	81.6	34.209	15.434	118.1	14.221	29.588	90.6	5:22.079	27.80	3:30.960	09:28:06.232	
11-	24.316	95.7	31.400	14.971	119.6	13.827	28.812	91.0	1:53.326	79.01	2.207	09:29:59.558	

P3		6		Taz TAYLOR		KTM - GAcompetition							
IDEAL LAP TIME : 1:50.970		BEST LAP TIME : 1:51.500		DIFFERENCE : 0.530									
LAP	SECTOR 1	SECTOR 2	SECTOR 3	SECTOR 4	SECTOR 5	LAP TIME	MPH	DIFF	TIME OF DAY				
1-	OUTLAP	82.2	37.803	16.131	120.6	15.786	33.731	88.7				09:02:15.201	
2-	25.939	86.7	33.394	14.913	123.3	14.472	31.950	90.8	2:00.668	74.20	9.168	09:04:15.869	
3-	25.860	87.8	32.525	14.520	124.0	14.143	30.685	91.6	1:57.733	76.05	6.233	09:06:13.602	
4-	24.627	93.5	31.597	14.616	124.0	14.066	30.213	91.9	1:55.119	77.78	3.619	09:08:08.721	
5-	24.526	96.5	31.234	14.527	124.5	13.900	30.730	92.3	1:54.917	77.92	3.417	09:10:03.638	
6-	24.731	100.1	31.642	14.445	124.0	13.820	29.981	92.5	1:54.619	78.12	3.119	09:11:58.257	
7-	23.903	102.9	30.738	14.449	123.1	13.794	29.764	93.2	1:52.648 (3)	79.49	1.148	09:13:50.905	
8-	23.189	103.7	30.577	14.198	124.9	13.710	29.826	92.9	1:51.500 (1)	80.30		09:15:42.405	
9-	24.018	95.8	31.359	14.323	125.4	13.917	29.568	92.9	1:53.185	79.11	1.685	09:17:35.590	
10-	23.529	99.1	30.724	14.389	124.0	13.632	29.374	92.9	1:51.648 (2)	80.20	0.148	09:19:27.238	
11-	23.665	93.8	31.925	14.952	119.8	14.298	IN PIT		1:54.202	P	78.40	2.702	09:21:21.440

P4		79		Storm STACEY		Kalex - FPW Racing							
IDEAL LAP TIME : 1:53.096		BEST LAP TIME : 1:53.716		DIFFERENCE : 0.620									
LAP	SECTOR 1	SECTOR 2	SECTOR 3	SECTOR 4	SECTOR 5	LAP TIME	MPH	DIFF	TIME OF DAY				
1-	OUTLAP	79.0	36.847	15.927	118.1	15.971	34.312	89.6				09:02:33.981	
2-	25.835	86.0	35.036	15.311	112.2	15.284	32.257	89.2	2:03.723	72.37	10.007	09:04:37.704	
3-	25.241	91.4	33.537	15.356	120.9	15.005	31.061	90.4	2:00.200	74.49	6.484	09:06:37.904	
4-	24.849	94.6	33.437	15.363	121.5	14.563	31.095	91.0	1:59.307	75.05	5.591	09:08:37.211	
5-	25.438	89.3	33.604	15.056	119.1	15.103	30.412	90.1	1:59.613	74.86	5.897	09:10:36.824	
6-	25.666	92.8	32.785	14.979	114.9	14.958	IN PIT		1:58.032	P	75.86	4.316	09:12:34.856
7-	OUTLAP	91.8	33.113	15.094	121.7	14.705	30.812	91.2	3:06.579	47.99	1:12.863	09:15:41.435	
8-	24.509	93.5	32.327	14.719	123.3	14.529	30.495	91.1	1:56.579	76.81	2.863	09:17:38.014	

Weather / Track : Drizzle / Damp

Donington Park GP

Circuit Length = 2.4873 miles

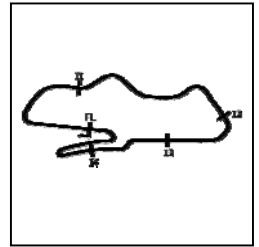
Start: 09:00 Flag 09:30 End: 09:32

MCRCB BULLETIN TK075

2017 MCE British Superbike Championship - Round 1

2017 HEL Performance British Motostar Championship

QUALIFYING - SECTOR ANALYSIS



SECTOR 1 = FL to I1, SECTOR 2 = I1 to I2, SECTOR 3 = I2 to I3, SECTOR 4 = I3 to I4, SECTOR 5 = I4 to FL, DIFF = Difference To Personal Best Lap, P = Crossed Finish Line in Pit Lane, D = Time Disallowed

9-	25.084	90.4	31.967	15.413	122.2	14.335	30.185	91.2	1:56.984	76.54	3.268	09:19:34.998
10-	25.147	87.1	32.228	14.883	120.9	14.250	30.097	89.8	1:56.605	76.79	2.889	09:21:31.603
11-	24.316	93.0	32.023	14.832	122.4	14.074	29.626	90.4	1:54.871	77.95	1.155	09:23:26.474
12-	24.072	93.8	34.280	15.435	121.3	14.390	29.864	91.3	1:58.041	75.85	4.325	09:25:24.515
13-	24.106	96.8	31.496	14.739	122.2	14.029	29.346	91.1	1:53.716 (1)	78.74		09:27:18.231
14-	24.115	94.6	31.696	14.755	122.2	14.053	29.287	92.1	1:53.906 (3)	78.61	0.190	09:29:12.137
15-	23.809	99.4	31.327	14.828	122.0	14.564	29.212	90.8	1:53.740 (2)	78.72	0.024	09:31:05.877

P5 30 S Max COOK			Honda NSF - Wilson Racing									
IDEAL LAP TIME : 1:53.865			BEST LAP TIME : 1:53.865			DIFFERENCE : 0.000						
LAP	SECTOR 1	SECTOR 2	SECTOR 3	SECTOR 4	SECTOR 5	LAP TIME	MPH	DIFF	TIME OF DAY			
1-	OUTLAP	78.5	37.130	16.124	113.9	15.971	32.551	86.2				09:02:15.997
2-	26.729	90.5	33.579	15.451	116.3	14.902	31.004	87.0	2:01.665	73.59	7.800	09:04:17.662
3-	26.215	87.9	33.320	15.464	115.1	14.655	30.077	87.3	1:59.731	74.78	5.866	09:06:17.393
4-	25.747	88.1	33.736	15.475	114.7	14.641	30.565	86.4	2:00.164	74.51	6.299	09:08:17.557
5-	25.625	90.6	33.395	15.582	115.1	14.712	30.290	86.9	1:59.604	74.86	5.739	09:10:17.161
6-	25.204	89.2	33.180	15.316	115.3	14.516	30.100	86.5	1:58.316	75.68	4.451	09:12:15.477
7-	25.367	90.1	33.971	15.814	112.4	15.283	IN PIT		2:00.233 P	74.47	6.368	09:14:15.710
8-	OUTLAP	84.8	33.967	16.160	110.5	14.939	30.999	86.5	3:43.412	40.08	1:49.547	09:17:59.122
9-	25.220	89.5	33.030	15.306	115.9	14.351	30.047	86.4	1:57.954	75.91	4.089	09:19:57.076
10-	25.171	89.1	32.787	15.105	116.9	14.322	29.989	86.6	1:57.374	76.28	3.509	09:21:54.450
11-	24.961	90.5	32.389	15.064	116.3	14.438	30.304	86.8	1:57.156	76.43	3.291	09:23:51.606
12-	24.743	90.6	33.165	14.973	116.1	14.600	29.462	87.1	1:56.943	76.57	3.078	09:25:48.549
13-	24.790	90.4	32.432	15.059	116.3	14.203	29.240	88.1	1:55.724 (3)	77.37	1.859	09:27:44.273
14-	24.723	93.7	31.972	15.004	116.7	14.238	29.499	86.9	1:55.436 (2)	77.57	1.571	09:29:39.709
15-	24.503	93.9	31.837	14.882	117.1	13.810	28.833	87.8	1:53.865 (1)	78.64		09:31:33.574

P6 19 S Victor RODRIGUEZ			Honda NSF - GA Competition									
IDEAL LAP TIME : 1:54.000			BEST LAP TIME : 1:54.026			DIFFERENCE : 0.026						
LAP	SECTOR 1	SECTOR 2	SECTOR 3	SECTOR 4	SECTOR 5	LAP TIME	MPH	DIFF	TIME OF DAY			
1-	OUTLAP	82.6	40.267	17.741	105.1	16.562	33.990	83.4				09:02:46.999
2-	27.249	91.3	34.813	15.875	115.7	14.855	32.332	86.6	2:05.124	71.56	11.098	09:04:52.123
3-	26.160	92.6	33.824	15.458	116.7	14.264	31.404	87.2	2:01.110	73.93	7.084	09:06:53.233
4-	25.666	90.5	33.168	15.206	117.5	14.670	32.115	87.0	2:00.825	74.11	6.799	09:08:54.058
5-	25.523	95.0	33.018	15.191	116.1	14.620	31.217	87.3	1:59.569	74.88	5.543	09:10:53.627
6-	25.098	100.4	32.357	15.108	116.7	14.959	30.579	87.2	1:58.101	75.82	4.075	09:12:51.728
7-	24.867	96.6	32.507	15.140	116.3	14.716	30.392	87.7	1:57.622	76.12	3.596	09:14:49.350
8-	27.652	87.0	35.567	16.081	113.1	15.593	IN PIT		2:04.661 P	71.83	10.635	09:16:54.011
9-	OUTLAP	85.0	36.563	16.125	114.1	17.551	32.251	86.8	5:31.882	26.98	3:37.856	09:22:25.893
10-	25.594	92.0	32.862	15.411	116.1	14.389	30.627	87.5	1:58.883	75.32	4.857	09:24:24.776
11-	24.597	98.1	31.534	14.823	118.1	14.135	30.193	88.4	1:55.282 (3)	77.67	1.256	09:26:20.058
12-	24.459	97.6	31.636	14.747	117.7	14.120	29.678	88.6	1:54.640 (2)	78.10	0.614	09:28:14.698
13-	24.325	98.3	31.475	14.719	117.7	13.803	29.704	88.8	1:54.026 (1)	78.52		09:30:08.724

P7 52 Jorel BOERBOOM			Kalex KTM - Fireplace Warehouse									
IDEAL LAP TIME : 1:54.209			BEST LAP TIME : 1:54.433			DIFFERENCE : 0.224						
LAP	SECTOR 1	SECTOR 2	SECTOR 3	SECTOR 4	SECTOR 5	LAP TIME	MPH	DIFF	TIME OF DAY			
1-	OUTLAP	80.0	37.284	16.134	117.7	16.009	34.231	86.5				09:02:33.897
2-	26.083	86.9	34.624	15.440	120.4	15.306	32.143	87.0	2:03.596	72.44	9.163	09:04:37.493
3-	25.621	91.8	33.833	15.152	122.0	15.144	31.674	89.1	2:01.424	73.74	6.991	09:06:38.917
4-	25.366	93.7	33.540	15.180	123.1	14.751	31.436	88.3	2:00.273	74.45	5.840	09:08:39.190
5-	25.092	93.8	32.959	14.923	122.0	14.654	31.192	88.8	1:58.820	75.36	4.387	09:10:38.010
6-	24.706	95.4	32.247	15.053	120.4	14.591	31.613	88.4	1:58.210	75.75	3.777	09:12:36.220
7-	24.654	98.8	31.998	15.032	120.4	14.571	31.240	89.6	1:57.495	76.21	3.062	09:14:33.715
8-	24.732	100.9	32.354	15.036	121.7	14.760	31.086	87.7	1:57.968	75.90	3.535	09:16:31.683
9-	24.590	93.8	32.154	14.819	120.9	14.369	30.911	88.4	1:56.843	76.63	2.410	09:18:28.526
10-	24.503	95.4	31.908	14.755	120.9	14.471	30.571	88.9	1:56.208	77.05	1.775	09:20:24.734
11-	24.402	97.5	32.052	14.803	120.9	14.380	30.800	88.9	1:56.437	76.90	2.004	09:22:21.171
12-	24.173	98.2	31.509	14.740	120.9	14.373	30.349	89.6	1:55.144 (2)	77.76	0.711	09:24:16.315
13-	24.058	99.8	34.355	14.951	120.0	15.746	32.948	89.1	2:02.058	73.36	7.625	09:26:18.373
14-	24.415	94.1	31.960	14.627	121.5	14.399	30.220	88.1	1:55.621 (3)	77.44	1.188	09:28:13.994
15-	24.139	96.0	31.465	14.770	120.6	13.944	30.115	88.6	1:54.433 (1)	78.25		09:30:08.427

Weather / Track : Drizzle / Damp

Donington Park GP

Circuit Length = 2.4873 miles

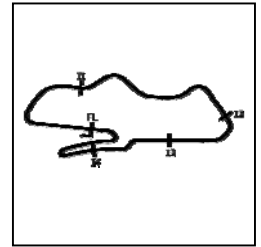
Start: 09:00 Flag 09:30 End: 09:32

MCRCB BULLETIN TK075

2017 MCE British Superbike Championship - Round 1

2017 HEL Performance British Motostar Championship

QUALIFYING - SECTOR ANALYSIS



SECTOR 1 = FL to I1, SECTOR 2 = I1 to I2, SECTOR 3 = I2 to I3, SECTOR 4 = I3 to I4, SECTOR 5 = I4 to FL, DIFF = Difference To Personal Best Lap, P = Crossed Finish Line in Pit Lane, D = Time Disallowed

P8 34		Liam DELVES					DR-Moto - Stauff Connect Academy / Dr-Moto					
IDEAL LAP TIME : 1:54.438		BEST LAP TIME : 1:54.471					DIFFERENCE : 0.033					
LAP	SECTOR 1	SECTOR 2	SECTOR 3	SECTOR 4	SECTOR 5	LAP TIME	MPH	DIFF	TIME OF DAY			
1-	OUTLAP	74.0	38.620	16.789	115.7	16.731	35.401	83.3		09:03:11.070		
2-	26.491	91.3	34.665	15.886	115.9	15.821	33.802	85.7	2:06.665	70.69	12.194	09:05:17.735
3-	25.688	92.6	34.037	15.909	115.5	15.422	31.734	87.7	2:02.790	72.92	8.319	09:07:20.525
4-	25.227	92.1	33.448	15.471	120.0	14.759	31.666	89.2	2:00.571	74.26	6.100	09:09:21.096
5-	25.676	87.1	33.296	15.122	118.7	14.806	31.498	88.4	2:00.398	74.37	5.927	09:11:21.494
6-	25.284	93.2	32.713	15.138	119.6	14.506	31.646	88.1	1:59.287	75.06	4.816	09:13:20.781
7-	25.739	91.5	34.594	16.459	100.7	15.521	IN PIT		2:05.270	P 71.48	10.799	09:15:26.051
8-	OUTLAP	84.9	35.465	15.798	115.7	15.366	33.696	88.0	5:00.034	29.84	3:05.563	09:20:26.085
9-	25.107	94.2	32.564	14.768	120.0	14.531	31.249	88.1	1:58.219	75.74	3.748	09:22:24.304
10-	24.676	95.0	32.069	14.861	119.6	14.615	30.844	88.3	1:57.065 (3)	76.49	2.594	09:24:21.369
11-	24.436	96.8	32.056	14.726	120.9	15.221	31.619	89.2	1:58.058	75.84	3.587	09:26:19.427
12-	24.644	94.2	32.372	14.647	119.1	14.574	30.030	89.2	1:56.267 (2)	77.01	1.796	09:28:15.694
13-	24.199	97.1	31.371	14.511	119.8	14.327	30.063	89.7	1:54.471 (1)	78.22		09:30:10.165

P9 44		Edmund BEST					KTM - SymCirrus Motorsport					
IDEAL LAP TIME :		BEST LAP TIME : 1:54.700					DIFFERENCE :					
LAP	SECTOR 1	SECTOR 2	SECTOR 3	SECTOR 4	SECTOR 5	LAP TIME	MPH	DIFF	TIME OF DAY			
1-												09:02:12.263
2-							2:00.566	74.27	5.866			09:04:12.829
3-							1:58.465	75.58	3.765			09:06:11.294
4-							1:58.135	75.79	3.435			09:08:09.429
5-							1:57.863	75.97	3.163			09:10:07.292
6-							1:58.239	75.73	3.539			09:12:05.531
7-							1:58.561	75.52	3.861			09:14:04.092
8-							1:57.223	76.38	2.523			09:16:01.315
9-							1:57.345	76.30	2.645			09:17:58.660
10-							1:55.713 (3)	77.38	1.013			09:19:54.373
11-							1:58.377	75.64	3.677			09:21:52.750
12-							1:56.241	77.03	1.541			09:23:48.991
13-							1:57.705	76.07	3.005			09:25:46.696
14-							1:56.330	76.97	1.630			09:27:43.026
15-							1:54.700 (1)	78.06				09:29:37.726
16-							1:55.121 (2)	77.78	0.421			09:31:32.847

P10 25		Mike BROUWERS					APG Moto - TEC7-Joma / Brouwersracingteam					
IDEAL LAP TIME : 1:54.528		BEST LAP TIME : 1:54.887					DIFFERENCE : 0.359					
LAP	SECTOR 1	SECTOR 2	SECTOR 3	SECTOR 4	SECTOR 5	LAP TIME	MPH	DIFF	TIME OF DAY			
1-	OUTLAP	78.1	38.942	16.705	110.3	16.133	34.761	81.2				09:02:24.137
2-	27.317	87.2	35.427	16.346	111.1	16.027	33.798	83.3	2:08.915	69.46	14.028	09:04:33.052
3-	27.251	87.8	37.261	15.708	112.4	15.288	IN PIT		2:04.968	P 71.65	10.081	09:06:38.020
4-	OUTLAP	92.6	33.922	15.611	112.7	15.410	32.703	83.4	2:57.938	50.32	1:03.051	09:09:35.958
5-	26.674	89.8	33.771	15.384	113.1	14.999	32.772	83.6	2:03.600	72.44	8.713	09:11:39.558
6-	25.781	93.0	32.628	15.156	114.5	14.667	31.463	85.5	1:59.695	74.81	4.808	09:13:39.253
7-	25.640	86.3	32.571	15.032	114.9	14.804	31.487	84.9	1:59.534	74.91	4.647	09:15:38.787
8-	25.622	94.3	32.249	14.986	114.5	14.519	31.347	86.3	1:58.723	75.42	3.836	09:17:37.510
9-	25.115	96.0	31.726	14.891	114.3	14.332	31.011	85.6	1:57.075	76.48	2.188	09:19:34.585
10-	25.043	91.3	32.335	15.589	107.0	14.525	30.593	85.6	1:58.085	75.83	3.198	09:21:32.670
11-	24.880	97.1	31.519	14.766	114.7	14.288	30.452	85.7	1:55.905 (3)	77.25	1.018	09:23:28.575
12-	24.796	96.5	32.486	14.919	114.1	14.294	30.576	86.4	1:57.071	76.48	2.184	09:25:25.646
13-	24.463	99.8	31.425	14.727	114.7	14.013	30.526	84.4	1:55.154 (2)	77.76	0.267	09:27:20.800
14-	24.682	98.1	31.288	14.780	114.9	14.470	31.137	85.8	1:56.357	76.95	1.470	09:29:17.157
15-	24.730	101.0	31.062	14.641	114.3	14.105	30.349	86.1	1:54.887 (1)	77.94		09:31:12.044

P11 20		Joel MARKLUND					KTM - Marklund Solutions / SP125				
IDEAL LAP TIME : 1:55.063		BEST LAP TIME : 1:55.288					DIFFERENCE : 0.225				
LAP	SECTOR 1	SECTOR 2	SECTOR 3	SECTOR 4	SECTOR 5	LAP TIME	MPH	DIFF	TIME OF DAY		

Weather / Track : Drizzle / Damp

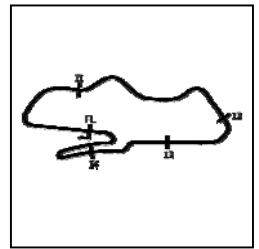
Donington Park GP
Circuit Length = 2.4873 miles
Start: 09:00 Flag 09:30 End: 09:32

MCRCB BULLETIN TK075

2017 MCE British Superbike Championship - Round 1

2017 HEL Performance British Motostar Championship

QUALIFYING - SECTOR ANALYSIS



SECTOR 1 = FL to I1, SECTOR 2 = I1 to I2, SECTOR 3 = I2 to I3, SECTOR 4 = I3 to I4, SECTOR 5 = I4 to FL, DIFF = Difference To Personal Best Lap, P = Crossed Finish Line in Pit Lane, D = Time Disallowed

1-	OUTLAP	87.8	34.941	15.553	118.5	15.255	33.363	88.6				09:05:36.965
2-	25.564	96.4	33.985	15.365	119.4	14.676	31.728	88.3	2:01.318	73.80	6.030	09:07:38.283
3-	25.932	93.4	33.888	15.334	120.2	14.617	31.343	89.4	2:01.114	73.93	5.826	09:09:39.397
4-	25.038	98.5	33.592	15.193	120.6	14.617	31.736	97.7	2:00.176	74.51	4.888	09:11:39.573
5-	25.078	97.5	33.016	15.036	120.6	14.632	31.008	88.9	1:58.770	75.39	3.482	09:13:38.343
6-	25.893	88.7	32.711	14.938	121.3	14.686	30.841	89.3	1:59.069	75.20	3.781	09:15:37.412
7-	25.362	92.4	33.004	15.003	120.4	15.025	IN PIT		2:00.171	P	4.883	09:17:37.583
8-	OUTLAP	91.3	32.678	14.706	122.2	14.749	30.924	90.1	2:57.410	50.47	1:02.122	09:20:34.993
9-	25.115	95.4	32.162	14.893	121.1	14.408	30.597	88.7	1:57.175	(3)	1.887	09:22:32.168
10-	25.234	97.5	32.483	14.938	120.4	14.606	30.137	89.9	1:57.398	76.27	2.110	09:24:29.566
11-	24.807	96.0	32.605	14.730	121.5	14.420	30.091	90.7	1:56.653	(2)	1.365	09:26:26.219
12-	25.423	93.9	33.911	15.010	120.4	14.686	30.165	89.2	1:59.195	75.12	3.907	09:28:25.414
13-	25.032	93.9	31.867	14.544	122.0	14.249	29.596	90.4	1:55.288	(1)	77.67	09:30:20.702

P12	99	Stephen CAMPBELL	Honda - Campbell Racing										
IDEAL LAP TIME : 1:54.971		BEST LAP TIME : 1:55.299		DIFFERENCE : 0.328									

LAP	SECTOR 1	SECTOR 2	SECTOR 3	SECTOR 4	SECTOR 5	LAP TIME	MPH	DIFF	TIME OF DAY			
1-	OUTLAP	72.7	38.800	16.798	110.0	15.747	34.109	82.2				09:03:14.124
2-	26.879	90.0	34.244	15.818	111.2	15.063	32.666	83.1	2:04.670	71.82	9.371	09:05:18.794
3-	25.925	93.3	33.061	15.617	112.0	15.070	31.093	85.1	2:00.766	74.14	5.467	09:07:19.560
4-	25.446	92.5	33.810	15.820	112.5	15.021	33.089	85.4	2:03.186	72.69	7.887	09:09:22.746
5-	25.312	94.3	32.611	15.008	113.7	15.710	32.691	85.0	2:01.332	73.80	6.033	09:11:24.078
6-	25.580	90.1	32.746	15.443	111.6	14.356	31.373	85.6	1:59.498	74.93	4.199	09:13:23.576
7-	24.880	97.1	31.895	15.164	112.0	14.065	30.577	85.8	1:56.581	(2)	1.282	09:15:20.157
8-	24.942	96.8	31.943	15.047	111.1	14.142	30.824	85.7	1:56.898	76.60	1.599	09:17:17.055
9-	24.929	98.8	32.001	14.944	112.7	14.075	30.770	85.7	1:56.719	(3)	1.420	09:19:13.774
10-	24.770	96.6	31.618	15.060	112.0	14.362	30.961	85.7	1:56.771	76.68	1.472	09:21:10.545
11-	25.238	91.1	33.767	15.655	108.2	15.219	IN PIT		1:59.563	P	4.264	09:23:10.108
12-	OUTLAP	93.8	33.247	15.572	113.7	14.359	31.150	85.7	3:20.417	44.67	1:25.118	09:26:30.525
13-	24.910	97.1	32.086	15.539	113.3	14.336	30.903	86.4	1:57.774	76.03	2.475	09:28:28.299
14-	24.613	98.5	31.268	14.842	115.7	14.393	30.183	85.4	1:55.299	(1)	77.66	09:30:23.598

P13	17	Tom CARNE	Tigcraft - Neatfan/Tigcraft Racing										
IDEAL LAP TIME : 1:54.600		BEST LAP TIME : 1:55.309		DIFFERENCE : 0.709									

LAP	SECTOR 1	SECTOR 2	SECTOR 3	SECTOR 4	SECTOR 5	LAP TIME	MPH	DIFF	TIME OF DAY			
1-	OUTLAP	68.6	39.920	16.501	113.1	16.804	33.327	83.1				09:05:07.077
2-	26.307	84.3	33.342	15.347	115.1	15.248	30.288	88.6	2:00.532	74.29	5.223	09:07:07.609
3-	25.207	84.7	33.656	15.733	114.7	14.789	30.111	88.7	1:59.496	74.93	4.187	09:09:07.105
4-	25.007	81.0	33.300	14.956	117.1	14.459	30.205	87.8	1:57.927	75.93	2.618	09:11:05.032
5-	25.129	88.1	32.221	15.006	116.9	14.610	30.442	88.6	1:57.408	76.26	2.099	09:13:02.440
6-	25.580	87.0	32.481	14.992	114.7	14.515	30.063	87.0	1:57.631	76.12	2.322	09:15:00.071
7-	24.886	86.2	33.617	14.915	116.1	14.115	29.420	87.6	1:56.953	(3)	1.644	09:16:57.024
8-	24.707	89.4	31.871	14.692	116.1	14.451	29.588	87.5	1:55.309	(1)	77.65	09:18:52.333
9-	24.725	86.1	32.081	14.759	115.9	14.349	29.415	87.1	1:55.329	(2)	0.020	09:20:47.662

P14	35	Elliot LODGE	FTR - Spike Racing/ SP125										
IDEAL LAP TIME : 1:55.567		BEST LAP TIME : 1:55.567		DIFFERENCE : 0.000									

LAP	SECTOR 1	SECTOR 2	SECTOR 3	SECTOR 4	SECTOR 5	LAP TIME	MPH	DIFF	TIME OF DAY			
1-	OUTLAP	78.0	37.078	17.216	115.3	16.495	35.070	87.3				09:06:32.367
2-	26.313	86.9	34.441	15.379	120.4	15.193	33.023	88.9	2:04.349	72.01	8.782	09:08:36.716
3-	25.497	92.0	33.711	15.325	119.8	15.122	32.833	89.8	2:02.488	73.10	6.921	09:10:39.204
4-	25.496	93.9	33.087	15.228	116.3	15.575	IN PIT		1:59.940	P	4.373	09:12:39.144
5-	OUTLAP	82.3	34.878	15.434	119.1	15.111	31.936	89.2	3:45.808	39.65	1:50.241	09:16:24.952
6-	25.437	91.6	33.031	15.078	120.6	14.576	31.668	89.3	1:59.790	74.75	4.223	09:18:24.742
7-	25.272	91.0	33.427	15.183	119.6	15.096	32.525	90.1	2:01.503	73.69	5.936	09:20:26.245
8-	25.226	92.8	33.119	15.539	115.7	15.180	31.909	89.7	2:00.973	74.02	5.406	09:22:27.218
9-	24.976	95.3	32.691	14.949	120.6	14.852	31.223	90.7	1:58.691	75.44	3.124	09:24:25.909
10-	24.501	96.9	32.275	14.843	121.7	14.562	30.980	90.6	1:57.161	(2)	1.594	09:26:23.070
11-	25.494	90.0	32.784	14.726	121.7	14.610	30.480	90.7	1:58.094	(3)	2.527	09:28:21.164
12-	24.423	97.3	32.000	14.711	121.1	14.333	30.100	91.1	1:55.567	(1)	77.48	09:30:16.731

Weather / Track : Drizzle / Damp

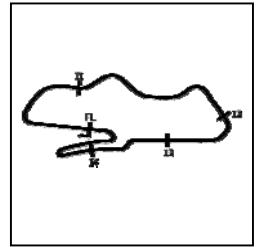
Donington Park GP
Circuit Length = 2.4873 miles
Start: 09:00 Flag 09:30 End: 09:32

MCRCB BULLETIN TK075

2017 MCE British Superbike Championship - Round 1

2017 HEL Performance British Motostar Championship

QUALIFYING - SECTOR ANALYSIS



SECTOR 1 = FL to I1, SECTOR 2 = I1 to I2, SECTOR 3 = I2 to I3, SECTOR 4 = I3 to I4, SECTOR 5 = I4 to FL, DIFF = Difference To Personal Best Lap, P = Crossed Finish Line in Pit Lane, D = Time Disallowed

P15 15 Eugene McMANUS		KTM - RS Racing/ E15 Racing										
IDEAL LAP TIME : 1:55.592		BEST LAP TIME : 1:56.356					DIFFERENCE : 0.764					
LAP	SECTOR 1	SECTOR 2	SECTOR 3	SECTOR 4	SECTOR 5	LAP TIME	MPH	DIFF	TIME OF DAY			
1-	OUTLAP	80.8	37.621	15.852	114.7	15.971	34.748	90.7		09:02:34.633		
2-	25.591	86.7	34.836	15.384	117.9	15.424	32.276	91.0	2:03.511	72.49	7.155	09:04:38.144
3-	25.190	92.4	34.006	15.271	122.9	14.788	30.980	92.1	2:00.235	74.47	3.879	09:06:38.379
4-	25.263	92.8	33.891	15.374	123.1	15.151	31.915	90.4	2:01.594	73.64	5.238	09:08:39.973
5-	25.192	100.9	32.260	15.133	123.5	14.683	32.124	91.9	1:59.392 (3)	75.00	3.036	09:10:39.365
6-	24.965	96.5	31.636	15.023	122.4	14.749	31.310	91.1	1:57.683 (2)	76.08	1.327	09:12:37.048
7-	24.673	104.8	32.095	15.092	122.9	14.296	30.200	91.2	1:56.356 (1)	76.95		09:14:33.404
8-	24.694	105.1	31.846	15.588	120.9	15.279	IN PIT		2:01.814 P	73.50	5.458	09:16:35.218
9-	OUTLAP	101.6	34.823	15.224	122.4	14.334	29.964	92.3	2:41.580	55.41	45.224	09:19:16.798

P16 47 Jake ARCHER		KTM - City lifting / RS Racing										
IDEAL LAP TIME : 1:56.441		BEST LAP TIME : 1:56.652					DIFFERENCE : 0.211					
LAP	SECTOR 1	SECTOR 2	SECTOR 3	SECTOR 4	SECTOR 5	LAP TIME	MPH	DIFF	TIME OF DAY			
1-	OUTLAP	72.3	39.786	16.585	112.9	16.778	34.217	89.1				09:06:34.444
2-	26.695	83.7	34.817	16.045	114.9	16.487	33.457	90.6	2:07.501	70.23	10.849	09:08:41.945
3-	25.868	88.6	33.313	14.874	122.0	14.828	32.221	89.9	2:01.104	73.94	4.452	09:10:43.049
4-	25.438	92.0	32.998	15.105	116.9	15.234	31.510	90.4	2:00.285	74.44	3.633	09:12:43.334
5-	24.839	92.1	32.477	14.773	122.9	14.421	30.821	90.7	1:57.331 (3)	76.31	0.679	09:14:40.665
6-	24.733	93.5	32.310	14.878	122.2	14.318	30.732	91.2	1:56.971 (2)	76.55	0.319	09:16:37.636
7-	24.772	92.9	32.670	14.799	122.4	14.436	30.819	92.5	1:57.496	76.21	0.844	09:18:35.132
8-	25.141	93.0	33.083	14.730	122.9	14.359	30.606	91.6	1:57.919	75.93	1.267	09:20:33.051
9-	25.068	91.6	32.731	14.786	121.5	14.558	IN PIT		2:00.933 P	74.04	4.281	09:22:33.984
10-	OUTLAP	76.5	36.852	15.114	122.2	14.799	41.568	88.4	3:52.935	38.44	1:56.283	09:26:26.919
11-	25.429	89.7	33.752	14.719	122.9	14.412	31.405	90.4	1:59.717	74.79	3.065	09:28:26.636
12-	24.768	94.3	32.065	14.818	121.5	14.376	30.625	91.6	1:56.652 (1)	76.76		09:30:23.288

P17 24 S Shane FABER		Honda NSF - Syncirus Motorsport / Shane Faber Racing										
IDEAL LAP TIME : 1:56.046		BEST LAP TIME : 1:56.808					DIFFERENCE : 0.762					
LAP	SECTOR 1	SECTOR 2	SECTOR 3	SECTOR 4	SECTOR 5	LAP TIME	MPH	DIFF	TIME OF DAY			
1-	OUTLAP	75.2	37.667	16.621	111.8	16.414	IN PIT			P		09:06:28.810
2-	OUTLAP	78.7	34.915	15.731	113.1	15.878	32.201	85.5	3:55.105	38.08	1:58.297	09:10:23.915
3-	26.822	84.3	34.344	15.842	111.4	16.363	32.080	84.4	2:05.451	71.37	8.643	09:12:29.366
4-	26.362	86.2	33.721	15.543	113.7	15.674	31.010	86.5	2:02.310	73.21	5.502	09:14:31.676
5-	25.930	88.3	33.683	15.138	116.7	15.142	31.556	86.4	2:01.449	73.73	4.641	09:16:33.125
6-	25.583	89.3	33.475	15.235	114.5	15.430	31.244	86.5	2:00.967	74.02	4.159	09:18:34.092
7-	25.729	86.7	33.304	15.198	114.1	15.305	30.913	86.8	2:00.449	74.34	3.641	09:20:34.541
8-	25.304	88.5	33.332	14.876	116.3	15.013	30.446	86.8	1:58.971	75.26	2.163	09:22:33.512
9-	25.085	88.4	32.733	14.906	115.7	15.020	30.312	86.4	1:58.056 (3)	75.84	1.248	09:24:31.568
10-	25.041	92.4	32.844	14.905	117.1	14.655	29.815	87.1	1:57.260 (2)	76.36	0.452	09:26:28.828
11-	25.171	89.7	33.058	14.903	117.9	14.857	30.263	86.4	1:58.252	75.72	1.444	09:28:27.080
12-	24.913	91.8	31.993	14.670	118.3	14.696	30.536	88.0	1:56.808 (1)	76.65		09:30:23.888

P18 28 Lee HINDLE		KTM - JH Motorsport										
IDEAL LAP TIME : 1:56.454		BEST LAP TIME : 1:56.847					DIFFERENCE : 0.393					
LAP	SECTOR 1	SECTOR 2	SECTOR 3	SECTOR 4	SECTOR 5	LAP TIME	MPH	DIFF	TIME OF DAY			
1-	OUTLAP	78.2	36.759	15.916	116.3	15.878	33.080	89.9				09:05:24.790
2-	26.640	85.3	34.499	15.385	117.3	15.329	31.862	90.2	2:03.715	72.37	6.868	09:07:28.505
3-	25.489	90.4	33.078	15.033	118.1	14.935	31.161	90.7	1:59.696	74.80	2.849	09:09:28.201
4-	25.685	87.4	32.738	14.645	119.4	14.593	30.708	91.0	1:58.369	75.64	1.522	09:11:26.570
5-	25.377	90.3	32.454	14.958	117.9	14.991	30.590	91.7	1:58.370	75.64	1.523	09:13:24.940
6-	25.307	90.4	32.428	14.828	118.3	14.832	30.606	90.2	1:58.001	75.88	1.154	09:15:22.941
7-	25.003	91.0	32.397	14.724	117.1	14.693	30.524	90.4	1:57.341	76.31	0.494	09:17:20.282
8-	24.943	89.2	32.672	14.828	117.3	14.714	30.573	90.7	1:57.730	76.05	0.883	09:19:18.012
9-	25.221	87.7	32.323	14.871	118.5	14.581	30.819	90.8	1:57.815	76.00	0.968	09:21:15.827
10-	25.017	91.1	32.353	14.635	118.7	14.914	30.800	89.8	1:57.719	76.06	0.872	09:23:13.546
11-	25.095	88.5	32.751	14.993	118.3	14.590	30.231	91.1	1:57.660	76.10	0.813	09:25:11.206
12-	25.201	87.7	32.279	14.619	118.5	14.477	30.658	90.1	1:57.234 (3)	76.38	0.387	09:27:08.440

Donington Park GP

Circuit Length = 2.4873 miles

Start: 09:00 Flag 09:30 End: 09:32

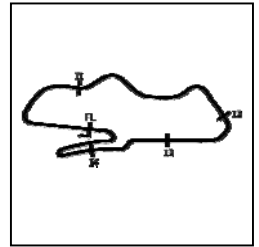
Weather / Track : Drizzle / Damp

MCRCB BULLETIN TK075

2017 MCE British Superbike Championship - Round 1

2017 HEL Performance British Motostar Championship

QUALIFYING - SECTOR ANALYSIS



SECTOR 1 = FL to I1, SECTOR 2 = I1 to I2, SECTOR 3 = I2 to I3, SECTOR 4 = I3 to I4, SECTOR 5 = I4 to FL, DIFF = Difference To Personal Best Lap, P = Crossed Finish Line in Pit Lane, D = Time Disallowed

13-	24.957	89.5	32.311	14.835	118.5	14.466	30.278	91.1	1:56.847 (1)	76.63		09:29:05.287
14-	24.859	86.7	32.282	14.826	116.9	14.651	30.562	91.5	1:57.180 (2)	76.41	0.333	09:31:02.467

P19		2 S		Thomas STRUDWICK		Honda NSF - Case Moto Rapido Moto3						
IDEAL LAP TIME : 1:56.344		BEST LAP TIME : 1:56.942		DIFFERENCE : 0.598								
LAP	SECTOR 1	SECTOR 2	SECTOR 3	SECTOR 4	SECTOR 5	LAP TIME	MPH	DIFF	TIME OF DAY			
1-	OUTLAP	80.9	36.710	15.938	113.9	15.913	32.658	86.1		09:08:51.533		
2-	26.102	92.4	32.824	15.019	116.1	14.431	31.005	86.8	1:59.381 (3)	75.00	2.439	09:10:50.914
3-	25.269	94.2	32.647	15.031	115.7	15.016	31.626	85.8	1:59.589	74.87	2.647	09:12:50.503
4-	25.293	92.5	33.812	14.970	116.1	15.050	IN PIT		1:58.144 P	75.79	1.202	09:14:48.647
5-	OUTLAP	90.0	33.225	14.953	116.9	14.632	31.156	87.1	4:21.178	34.28	2:24.236	09:19:09.825
6-	25.198	93.5	31.828	15.070	116.7	14.557	30.508	86.9	1:57.161 (2)	76.42	0.219	09:21:06.986
7-	24.624	94.7	32.221	14.998	116.1	14.485	30.614	87.5	1:56.942 (1)	76.57		09:23:03.928

P20		72 S		Cameron HORSMAN		Honda NSF - Nova/FAB Racing						
IDEAL LAP TIME : 1:56.629		BEST LAP TIME : 1:56.943		DIFFERENCE : 0.314								
LAP	SECTOR 1	SECTOR 2	SECTOR 3	SECTOR 4	SECTOR 5	LAP TIME	MPH	DIFF	TIME OF DAY			
1-	OUTLAP	90.4	34.784	16.073	110.1	15.878	33.754	83.8		09:05:01.816		
2-	26.477	89.3	33.292	15.546	111.2	15.128	32.499	85.0	2:02.942	72.83	5.999	09:07:04.758
3-	25.729	92.9	33.744	15.327	111.2	14.762	32.402	84.4	2:01.964	73.41	5.021	09:09:06.722
4-	25.609	92.0	32.592	15.420	110.5	15.028	32.067	84.1	2:00.716	74.17	3.773	09:11:07.438
5-	25.411	94.2	32.710	15.408	111.4	14.914	31.729	85.3	2:00.172	74.51	3.229	09:13:07.610
6-	25.234	95.7	32.927	15.285	112.5	15.150	IN PIT		2:00.063 P	74.58	3.120	09:15:07.673
7-	OUTLAP	92.4	32.860	15.217	109.6	15.296	31.756	85.0	3:27.128	43.23	1:30.185	09:18:34.801
8-	25.747	91.0	33.285	15.155	113.3	14.931	31.972	83.7	2:01.090	73.94	4.147	09:20:35.891
9-	25.210	98.3	32.312	14.907	114.1	14.906	31.187	84.8	1:58.522	75.55	1.579	09:22:34.413
10-	24.982	99.1	32.153	15.042	113.1	14.837	30.659	85.5	1:57.673 (2)	76.09	0.730	09:24:32.086
11-	24.794	100.9	32.024	15.031	112.4	14.295	30.799	85.8	1:56.943 (1)	76.57		09:26:29.029
12-	25.074	91.9	32.825	15.093	112.5	14.974	30.609	85.6	1:58.575	75.51	1.632	09:28:27.604
13-	25.112	90.3	32.222	15.064	112.7	14.681	30.716	85.0	1:57.795 (3)	76.01	0.852	09:30:25.399

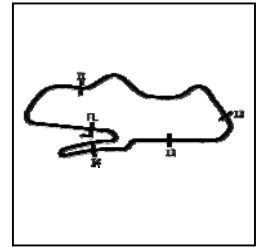
P21		55 S		Jack SCOTT		Honda NSF - J J Racing						
IDEAL LAP TIME : 1:57.352		BEST LAP TIME : 1:57.352		DIFFERENCE : 0.000								
LAP	SECTOR 1	SECTOR 2	SECTOR 3	SECTOR 4	SECTOR 5	LAP TIME	MPH	DIFF	TIME OF DAY			
1-	OUTLAP	81.9	38.550	16.838	102.4	16.706	34.924	83.6		09:02:20.023		
2-	27.310	87.2	35.222	16.207	108.2	15.791	33.154	83.6	2:07.684	70.12	10.332	09:04:27.707
3-	27.056	86.3	35.118	16.004	109.2	15.746	IN PIT		2:04.600 P	71.86	7.248	09:06:32.307
4-	OUTLAP	85.0	35.108	15.991	109.1	15.521	33.377	83.9	3:04.053	48.65	1:06.701	09:09:36.360
5-	26.838	89.1	34.498	15.773	108.0	15.728	32.833	84.6	2:05.670	71.25	8.318	09:11:42.030
6-	26.647	91.8	33.766	15.564	109.1	15.327	32.285	85.7	2:03.589	72.45	6.237	09:13:45.619
7-	26.041	91.4	33.927	15.343	110.3	15.180	32.197	84.6	2:02.688	72.98	5.336	09:15:48.307
8-	25.958	89.7	33.423	15.393	109.8	15.065	31.610	84.9	2:01.449	73.73	4.097	09:17:49.756
9-	25.454	94.9	33.056	15.179	109.4	15.014	30.880	84.7	1:59.583	74.88	2.231	09:19:49.339
10-	25.494	90.0	33.346	15.560	108.0	15.520	31.680	84.1	2:01.600	73.63	4.248	09:21:50.939
11-	25.850	90.8	32.748	15.546	110.5	15.053	31.412	84.1	2:00.609	74.24	3.257	09:23:51.548
12-	25.405	95.1	33.836	15.181	110.5	14.788	30.814	84.8	2:00.024	74.60	2.672	09:25:51.572
13-	25.437	92.1	32.775	15.079	111.1	14.904	30.996	84.5	1:59.191 (3)	75.12	1.839	09:27:50.763
14-	25.125	93.8	32.480	15.064	110.0	14.780	30.607	85.0	1:58.056 (2)	75.84	0.704	09:29:48.819
15-	24.945	94.7	32.370	15.025	110.9	14.543	30.469	84.9	1:57.352 (1)	76.30		09:31:46.171

P22		64		Asher DURHAM		Mahindra - Cresswell Racing						
IDEAL LAP TIME : 1:56.771		BEST LAP TIME : 1:57.594		DIFFERENCE : 0.823								
LAP	SECTOR 1	SECTOR 2	SECTOR 3	SECTOR 4	SECTOR 5	LAP TIME	MPH	DIFF	TIME OF DAY			
1-	OUTLAP	75.9	39.908	17.917	110.1	16.815	33.923	86.3		09:02:47.533		
2-	27.291	85.9	34.895	16.023	118.7	15.351	31.687	88.8	2:05.247	71.49	7.653	09:04:52.780
3-	27.048	83.4	33.959	15.581	120.6	14.766	30.687	89.3	2:02.041	73.37	4.447	09:06:54.821
4-	25.521	90.1	33.278	15.298	119.8	14.872	31.113	88.9	2:00.082	74.56	2.488	09:08:54.903
5-	25.798	90.4	32.681	15.136	120.9	14.601	31.149	88.7	1:59.365	75.01	1.771	09:10:54.268
6-	25.483	91.4	32.428	14.903	120.4	14.763	30.549	88.0	1:58.126 (3)	75.80	0.532	09:12:52.394
7-	25.212	91.9	32.397	14.952	120.6	14.815	30.218	87.7	1:57.594 (1)	76.14		09:14:49.988

Weather / Track : Drizzle / Damp

Donington Park GP
Circuit Length = 2.4873 miles
Start: 09:00 Flag 09:30 End: 09:32

QUALIFYING - SECTOR ANALYSIS



SECTOR 1 = FL to I1, SECTOR 2 = I1 to I2, SECTOR 3 = I2 to I3, SECTOR 4 = I3 to I4, SECTOR 5 = I4 to FL, DIFF = Difference To Personal Best Lap, P = Crossed Finish Line in Pit Lane, D = Time Disallowed

8-	27.601	84.3	34.824	15.978	113.3	15.883	IN PIT	2:08.023	P	69.94	10.429	09:16:58.011
9-	OUTLAP	74.1	34.314	15.196	120.6	14.782	31.138	86.2	7:03.667	21.13	5:06.073	09:24:01.678
10-	25.194	91.3	32.825	14.715	121.7	14.376	30.516	89.3	1:57.626 (2)	76.12	0.032	09:25:59.304
11-	25.158	87.9	32.304	15.539	121.3	14.513	30.657	87.8	1:58.171	75.77	0.577	09:27:57.475
12-	25.246	91.0	33.987	16.768	108.9	15.404	30.701	83.1	2:02.106	73.33	4.512	09:29:59.581

P23	23	Sam LLEWELLYN	KTM - SymCircus Motorsport										
IDEAL LAP TIME : 1:57.509		BEST LAP TIME : 1:58.169		DIFFERENCE : 0.660									
LAP	SECTOR 1	SECTOR 2	SECTOR 3	SECTOR 4	SECTOR 5	LAP TIME	MPH	DIFF	TIME OF DAY				
1-	OUTLAP	78.1	37.153	16.339	112.7	15.834	32.533	89.6				09:02:16.505	
2-	25.255	92.4	32.872	15.133	121.3	14.776	31.459	90.2	1:59.495 (2)	74.93	1.326	09:04:16.000	
3-	25.915	89.7	32.743	14.388	122.0	14.428	30.695	90.3	1:58.169 (1)	75.77		09:06:14.169	
4-	27.385	82.2	36.057	16.100	104.5	15.879	IN PIT		2:07.965	P	9.796	09:08:22.134	
5-	OUTLAP	87.1	36.079	15.780	107.7	15.762	IN PIT		3:41.689	P	40.39	1:43.520	09:12:03.823

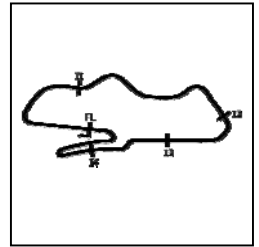
P24	54	Sam BURMAN	KTM - TeamWNT / Burman Racing									
IDEAL LAP TIME : 1:58.176		BEST LAP TIME : 1:58.338		DIFFERENCE : 0.162								
LAP	SECTOR 1	SECTOR 2	SECTOR 3	SECTOR 4	SECTOR 5	LAP TIME	MPH	DIFF	TIME OF DAY			
1-	OUTLAP	73.9	36.052	16.413	118.5	15.845	33.127	89.6				09:04:48.930
2-	26.949	81.9	33.233	15.247	121.1	14.879	32.475	90.2	2:02.783	72.92	4.445	09:06:51.713
3-	27.088	82.5	34.440	15.455	119.1	14.884	IN PIT		2:01.993	P	3.655	09:08:53.706
4-	OUTLAP	85.3	33.360	15.234	120.6	14.712	31.133	89.8	3:11.286	46.81	1:12.948	09:12:04.992
5-	26.319	83.9	33.660	15.132	121.3	14.693	30.649	91.3	2:00.453	74.33	2.115	09:14:05.445
6-	26.045	86.4	33.140	15.203	121.3	14.667	31.446	89.2	2:00.501	74.31	2.163	09:16:05.946
7-	26.265	82.0	33.397	15.278	121.3	14.593	30.681	91.1	2:00.214	74.48	1.876	09:18:06.160
8-	25.613	86.5	32.890	15.206	121.1	15.182	30.576	90.6	1:59.467 (3)	74.95	1.129	09:20:05.627
9-	26.032	83.7	32.705	15.155	120.6	14.516	IN PIT		1:57.942	P	75.92	09:22:03.569
10-	OUTLAP	73.1	37.429	16.095	107.5	15.828	31.316	89.1	3:50.494	38.84	1:52.156	09:25:54.063
11-	26.037	86.0	33.216	15.271	121.3	14.731	31.010	90.6	2:00.265	74.45	1.927	09:27:54.328
12-	25.799	87.0	32.677	15.145	121.1	14.856	30.976	90.2	1:59.453 (2)	74.96	1.115	09:29:53.781
13-	25.691	87.0	32.403	15.127	121.5	14.457	30.660	90.8	1:58.338 (1)	75.66		09:31:52.119

P25	95 S	Ross TURNER	Honda NSF - RedRat Racing									
IDEAL LAP TIME : 1:58.363		BEST LAP TIME : 1:59.940		DIFFERENCE : 1.577								
LAP	SECTOR 1	SECTOR 2	SECTOR 3	SECTOR 4	SECTOR 5	LAP TIME	MPH	DIFF	TIME OF DAY			
1-	OUTLAP	74.7	41.087	16.930	98.8	17.698	34.341	85.8				09:02:30.662
2-	28.631	79.4	36.337	15.299	114.9	15.585	32.062	84.0	2:07.914 (3)	70.00	7.974	09:04:38.576
3-	25.980	89.8	33.847	15.174	115.7	15.195	31.515	87.7	2:01.711 (2)	73.57	1.771	09:06:40.287
4-	25.736	90.9	33.177	15.211	114.1	14.667	31.149	85.7	1:59.940 (1)	74.65		09:08:40.227

P26	89 S	T. Fox MORETON	Honda NSF - Banks Racing / Moto Engineering									
IDEAL LAP TIME : 2:00.082		BEST LAP TIME : 2:00.608		DIFFERENCE : 0.526								
LAP	SECTOR 1	SECTOR 2	SECTOR 3	SECTOR 4	SECTOR 5	LAP TIME	MPH	DIFF	TIME OF DAY			
1-	OUTLAP	73.5	40.800	17.494	111.8	16.528	36.441	82.9				09:02:29.865
2-	27.717	85.3	35.182	16.482	112.2	19.623	34.452	84.8	2:13.456	67.09	12.848	09:04:43.321
3-	26.661	88.8	34.523	15.946	112.7	15.413	33.143	85.8	2:05.686	71.24	5.078	09:06:49.007
4-	26.488	88.1	33.986	15.996	113.5	15.368	33.203	85.6	2:05.041	71.61	4.433	09:08:54.048
5-	27.041	88.7	35.162	16.049	113.9	15.274	34.896	85.7	2:08.422	69.72	7.814	09:11:02.470
6-	26.467	89.1	33.455	15.824	115.5	15.429	32.568	85.7	2:03.743	72.36	3.135	09:13:06.213
7-	25.981	90.6	32.809	15.359	114.7	14.832	32.407	86.1	2:01.388	73.76	0.780	09:15:07.601
8-	25.739	89.1	33.220	15.525	114.1	14.639	31.823	85.9	2:00.946 (3)	74.03	0.338	09:17:08.547
9-	25.811	89.0	32.948	15.333	114.7	14.624	31.916	85.0	2:00.632 (2)	74.22	0.024	09:19:09.179
10-	25.693	90.3	32.745	15.548	115.1	14.638	31.984	86.3	2:00.608 (1)	74.24		09:21:09.787
11-	25.705	90.0	33.777	15.467	114.5	14.892	31.687	85.9	2:01.528	73.68	0.920	09:23:11.315
12-	26.171	87.6	33.561	15.725	114.5	15.633	IN PIT		2:06.574	P	5.966	09:25:17.889

P27	76 S	Elliot PINSON	Honda NSF - Cresswell Racing									
IDEAL LAP TIME : 2:00.234		BEST LAP TIME : 2:00.614		DIFFERENCE : 0.380								
LAP	SECTOR 1	SECTOR 2	SECTOR 3	SECTOR 4	SECTOR 5	LAP TIME	MPH	DIFF	TIME OF DAY			

QUALIFYING - SECTOR ANALYSIS



SECTOR 1 = FL to I1, SECTOR 2 = I1 to I2, SECTOR 3 = I2 to I3, SECTOR 4 = I3 to I4, SECTOR 5 = I4 to FL, DIFF = Difference To Personal Best Lap, P = Crossed Finish Line in Pit Lane, D = Time Disallowed

1-	OUTLAP	68.9	39.695	17.651	105.6	17.522	36.109	79.9					09:03:24.432
2-	28.292	78.2	37.357	16.988	107.3	16.436	35.357	79.7	2:14.430	66.61	13.816		09:05:38.862
3-	27.563	82.9	36.085	16.221	108.5	15.938	32.943	81.3	2:08.750	69.54	8.136		09:07:47.612
4-	26.719	86.8	35.570	15.924	107.5	15.821	32.310	82.3	2:06.344	70.87	5.730		09:09:53.956
5-	26.329	85.9	35.112	15.612	109.2	15.537	31.393	82.2	2:03.983	72.22	3.369		09:11:57.939
6-	25.859	92.3	33.521	15.415	109.6	15.590	31.018	82.3	2:01.403 (3)	73.75	0.789		09:13:59.342
7-	25.812	88.7	33.583	15.337	109.6	15.035	30.847	82.1	2:00.614 (1)	74.24			09:15:59.956
8-	25.799	88.7	33.884	15.542	107.0	15.537	31.461	81.9	2:02.223	73.26	1.609		09:18:02.179
9-	26.182	80.9	34.994	16.333	103.5	16.869	IN PIT		2:08.840 P	69.50	8.226		09:20:11.019
10-	OUTLAP	79.5	37.203	16.223	108.0	15.718	31.641	83.0	5:17.051	28.24	3:16.437		09:25:28.070
11-	25.729	87.9	33.721	15.373	109.8	15.193	31.169	82.9	2:01.185 (2)	73.89	0.571		09:27:29.255
12-	25.494	91.1	34.048	16.154	108.4	15.574	32.228	80.9	2:03.498	72.50	2.884		09:29:32.753
13-	27.378	75.7	35.672	16.268	107.7	16.116	32.645	78.3	2:08.079	69.91	7.465		09:31:40.832

P28	45 S	Scott SWANN	Honda NSF - Swann Racing									
IDEAL LAP TIME : 1:59.920		BEST LAP TIME : 2:01.145		DIFFERENCE : 1.225								

LAP	SECTOR 1	SECTOR 2	SECTOR 3	SECTOR 4	SECTOR 5	LAP TIME	MPH	DIFF	TIME OF DAY				
1-	OUTLAP	73.5	41.541	18.082	98.2	18.121	37.723	82.3					09:02:34.524
2-	27.660	83.6	36.135	16.564	110.5	16.457	33.003	83.0	2:09.819	68.97	8.674		09:04:44.343
3-	26.768	88.3	34.716	16.331	110.9	15.725	32.460	83.7	2:06.000	71.06	4.855		09:06:50.343
4-	27.687	90.1	34.623	16.310	110.5	15.443	32.336	84.0	2:06.399	70.84	5.254		09:08:56.742
5-	26.332	92.3	33.488	16.017	112.7	15.420	33.283	76.7	2:04.540	71.90	3.395		09:11:01.282
6-	26.673	94.7	32.858	15.520	110.0	15.176	30.933	84.1	2:01.160 (2)	73.90	0.015		09:13:02.442
7-	26.200	91.1	33.126	15.438	112.4	14.958	31.423	84.9	2:01.145 (1)	73.91			09:15:03.587
8-	25.829	85.2	33.288	15.515	110.9	15.244	31.348	83.9	2:01.224 (3)	73.86	0.079		09:17:04.811
9-	26.275	91.0	33.176	15.611	111.2	14.984	31.236	83.0	2:01.282	73.83	0.137		09:19:06.093
10-	25.799	92.1	33.321	16.252	109.6	15.083	31.218	84.8	2:01.673	73.59	0.528		09:21:07.766
11-	26.493	89.4	33.914	15.539	111.4	14.892	IN PIT		2:02.271 P	73.23	1.126		09:23:10.037

P29	27	Josh HODGE	KTM - Team HPR									
IDEAL LAP TIME : 2:00.954		BEST LAP TIME : 2:01.364		DIFFERENCE : 0.410								

LAP	SECTOR 1	SECTOR 2	SECTOR 3	SECTOR 4	SECTOR 5	LAP TIME	MPH	DIFF	TIME OF DAY				
1-	OUTLAP	87.1	36.782	16.623	112.5	15.990	34.145	86.6					09:02:39.397
2-	27.582	87.3	35.053	16.039	113.7	15.554	33.983	87.3	2:08.211	69.84	6.847		09:04:47.608
3-	26.803	96.1	33.041	15.532	114.7	15.218	32.795	88.6	2:03.389	72.57	2.025		09:06:50.997
4-	26.344	98.3	33.204	15.446	115.1	15.139	33.497	88.1	2:03.630	72.42	2.266		09:08:54.627
5-	26.701	97.1	33.120	15.286	115.1	14.732	33.176	88.0	2:03.015 (3)	72.79	1.651		09:10:57.642
6-	25.879	103.2	32.935	15.403	114.1	14.993	32.530	87.6	2:01.740 (2)	73.55	0.376		09:12:59.382
7-	25.605	100.3	32.839	15.524	115.1	14.904	32.492	88.8	2:01.364 (1)	73.78			09:15:00.746

P30	48 S	Ewan POTTER	Honda NSF -									
IDEAL LAP TIME : 2:02.879		BEST LAP TIME : 2:03.333		DIFFERENCE : 0.454								

LAP	SECTOR 1	SECTOR 2	SECTOR 3	SECTOR 4	SECTOR 5	LAP TIME	MPH	DIFF	TIME OF DAY				
1-	OUTLAP	75.0	42.061	18.434	101.2	17.956	39.523	83.9					09:02:35.952
2-	29.512	82.0	37.468	16.944	110.3	16.907	35.186	85.0	2:16.017	65.83	12.684		09:04:51.969
3-	27.618	85.4	35.692	16.399	111.4	16.451	34.592	86.8	2:10.752	68.48	7.419		09:07:02.721
4-	26.994	87.1	35.944	16.382	107.3	16.269	33.281	86.1	2:08.870	69.48	5.537		09:09:11.591
5-	27.552	88.7	34.751	16.063	108.2	16.171	34.472	85.5	2:09.009	69.40	5.676		09:11:20.600
6-	27.506	87.3	34.382	16.233	110.0	15.852	33.699	85.1	2:07.672	70.13	4.339		09:13:28.272
7-	26.629	90.4	33.657	15.751	109.6	15.684	32.568	86.1	2:04.289 (2)	72.04	0.956		09:15:32.561
8-	27.193	83.2	34.114	15.685	108.9	16.304	33.650	85.8	2:06.946 (3)	70.53	3.613		09:17:39.507
9-	26.126	92.9	33.284	15.476	111.6	15.602	32.845	87.0	2:03.333 (1)	72.60			09:19:42.840
10-	27.987	80.0	34.017	16.915	90.8	17.463	IN PIT		2:13.065 P	67.29	9.732		09:21:55.905
11-	OUTLAP	87.0	37.097	16.221	111.1	15.547	32.582	87.1	3:34.870	41.67	1:31.537		09:25:30.775

P31	56 S	Charlie ATKINS	Honda NSF - Wilson Racing									
IDEAL LAP TIME : 2:03.269		BEST LAP TIME : 2:04.414		DIFFERENCE : 1.145								

LAP	SECTOR 1	SECTOR 2	SECTOR 3	SECTOR 4	SECTOR 5	LAP TIME	MPH	DIFF	TIME OF DAY				
1-	OUTLAP	82.8	37.618	16.628	112.9	16.413	34.133	86.6					09:02:17.282
2-	27.490	84.5	34.577	15.705	115.3	15.052	32.312	85.6	2:05.136 (2)	71.55	0.722		09:04:22.418

Donington Park GP
Circuit Length = 2.4873 miles
Start: 09:00 Flag 09:30 End: 09:32

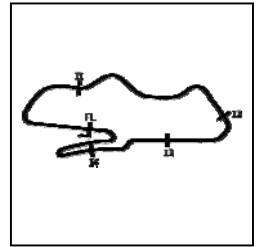
Weather / Track : Drizzle / Damp

MCRCB BULLETIN TK075

2017 MCE British Superbike Championship - Round 1

2017 HEL Performance British Motostar Championship

QUALIFYING - SECTOR ANALYSIS



SECTOR 1 = FL to I1, SECTOR 2 = I1 to I2, SECTOR 3 = I2 to I3, SECTOR 4 = I3 to I4, SECTOR 5 = I4 to FL, DIFF = Difference To Personal Best Lap, P = Crossed Finish Line in Pit Lane, D = Time Disallowed

3 -	26.700	86.3	35.930	16.313	113.5	16.100	33.222	87.3	2:08.265 (3)	69.81	3.851	09:06:30.683
4 -	26.807	88.1	34.112	15.719	115.5	15.084	32.692	85.1	2:04.414 (1)	71.97		09:08:35.097

P32	16 S	Connall COURTNEY					Honda NSF - Mototech CCR					
IDEAL LAP TIME : 2:09.909		BEST LAP TIME : 2:10.195			DIFFERENCE : 0.286							
LAP	SECTOR 1	SECTOR 2	SECTOR 3	SECTOR 4	SECTOR 5	LAP TIME	MPH	DIFF	TIME OF DAY			
1 -	OUTLAP	69.6	38.625	16.402	107.5	17.340	38.098	81.6		09:05:39.219		
2 -	28.132	77.2	36.676	16.690	110.3	16.509	35.578	82.5	2:13.585 (2)	67.03	3.390	09:07:52.804
3 -	27.374	78.7	35.710	15.970	109.6	16.399	34.742	84.4	2:10.195 (1)	68.77		09:10:02.999

P33	5 S	Tom ALEXANDER					Honda NSF - Wilson Racing					
IDEAL LAP TIME : 2:09.921		BEST LAP TIME : 2:10.916			DIFFERENCE : 0.995							
LAP	SECTOR 1	SECTOR 2	SECTOR 3	SECTOR 4	SECTOR 5	LAP TIME	MPH	DIFF	TIME OF DAY			
1 -	OUTLAP	68.5	40.961	17.431	107.8	17.556	37.410	80.3		09:02:29.759		
2 -	29.371	75.9	38.080	16.606	104.5	17.527	35.325	80.7	2:16.909	65.40	5.993	09:04:46.668
3 -	29.520	73.7	37.239	16.866	110.1	16.529	33.842	85.9	2:13.996	66.82	3.080	09:07:00.664
4 -	28.569	78.3	37.028	16.838	109.1	16.724	33.688	86.6	2:12.847	67.40	1.931	09:09:13.511
5 -	28.242	76.5	36.617	16.436	109.6	16.572	34.470	85.7	2:12.337	67.66	1.421	09:11:25.848
6 -	28.330	78.1	36.350	16.167	107.0	16.871	33.198	86.4	2:10.916 (1)	68.39		09:13:36.764
7 -	27.942	78.1	37.523	16.723	108.5	16.393	IN PIT		2:12.217 P	67.72	1.301	09:15:48.981
8 -	OUTLAP	74.9	37.471	16.680	108.9	16.726	33.799	86.5	3:52.745	38.47	1:41.829	09:19:41.726
9 -	29.891	69.4	38.100	16.723	108.7	16.900	33.918	85.9	2:15.532	66.06	4.616	09:21:57.258
10 -	28.700	72.3	37.050	16.710	108.7	16.294	33.393	83.9	2:12.147	67.76	1.231	09:24:09.405
11 -	28.699	77.4	37.060	16.589	109.6	16.408	33.810	85.6	2:12.566	67.54	1.650	09:26:21.971
12 -	28.383	77.4	36.743	16.608	110.5	16.463	33.425	84.2	2:11.622 (3)	68.03	0.706	09:28:33.593
13 -	28.018	77.1	36.495	16.537	108.0	16.264	33.611	82.2	2:10.925 (2)	68.39	0.009	09:30:44.518

MCRCB BULLETIN TK076**2017 MCE British Superbike Championship - Round 1****2017 HEL Performance British Motostar Championship****QUALIFYING - BEST SPEEDS**

POS	INTERMEDIATE 1		INTERMEDIATE 2		INTERMEDIATE 3		INTERMEDIATE 4		FINISH LINE			
	NO	NAME	MPH	NO	NAME	MPH	NO	NAME	MPH	NO	NAME	MPH
1	15	McMANUS	105.1			6	TAYLOR	125.4		6	TAYLOR	93.2
2	6	TAYLOR	103.7			15	McMANUS	123.5		47	ARCHER	92.5
3	27	HODGE	103.2			79	STACEY	123.3		15	McMANUS	92.3
4	25	BROUWERS	101.0			52	BOERBOOM	123.1		79	STACEY	92.1
5	52	BOERBOOM	100.9			3	KERR	122.9		28	HINDLE	91.7
6	72	HORSMAN	100.9			47	ARCHER	122.9		3	KERR	91.3
7	19	RODRIGUEZ	100.4			20	MARKLUND	122.2		54	BURMAN	91.3
8	79	STACEY	99.4			23	LLEWELLYN	122.0		69	BOOTH-AMOS	91.3
9	99	CAMPBELL	98.8			35	LODGE	121.7		20	MARKLUND	91.1
10	20	MARKLUND	98.5			64	DURHAM	121.7		35	LODGE	91.1
11	69	BOOTH-AMOS	98.3			54	BURMAN	121.5		23	LLEWELLYN	90.3
12	3	KERR	97.5			69	BOOTH-AMOS	121.5		34	DELVES	89.7
13	35	LODGE	97.3			34	DELVES	120.9		52	BOERBOOM	89.6
14	34	DELVES	97.1			28	HINDLE	119.4		64	DURHAM	89.3
15	95	TURNER	95.7			24	FABER	118.3		27	HODGE	88.8
16	55	SCOTT	95.1			19	RODRIGUEZ	118.1		19	RODRIGUEZ	88.8
17	2	STRUDWICK	94.7			17	CARNE	117.1		17	CARNE	88.7
18	45	SWANN	94.7			30	COOK	117.1		30	COOK	88.1
19	47	ARCHER	94.3			2	STRUDWICK	116.9		24	FABER	88.0
20	30	COOK	93.9			95	TURNER	116.5		95	TURNER	87.7
21	48	POTTER	93.3			99	CAMPBELL	115.7		2	STRUDWICK	87.5
22	23	LLEWELLYN	92.4			56	ATKINS	115.5		56	ATKINS	87.3
23	24	FABER	92.4			89	MORETON	115.5		48	POTTER	87.1
24	76	PINSON	92.3			27	HODGE	115.1		5	ALEXANDER	86.6
25	64	DURHAM	91.9			25	BROUWERS	114.9		25	BROUWERS	86.4
26	28	HINDLE	91.1			72	HORSMAN	114.1		99	CAMPBELL	86.4
27	17	CARNE	90.8			45	SWANN	112.7		89	MORETON	86.3
28	56	ATKINS	90.6			48	POTTER	111.6		72	HORSMAN	85.8
29	89	MORETON	90.6			16	COURTNEY	111.1		55	SCOTT	85.1
30	54	BURMAN	87.0			55	SCOTT	111.1		45	SWANN	84.9
31	16	COURTNEY	78.7			5	ALEXANDER	110.5		16	COURTNEY	84.4
32	5	ALEXANDER	78.3			76	PINSON	109.8		76	PINSON	83.0
33												

Weather / Track : Drizzle / Damp

Results can be found at www.tsl-timing.com

Donington Park GP

Circuit Length = 2.4873 miles

Start: 09:00 Flag 09:30 End: 09:32

Printed - 09:34 Saturday, 01 April 2017

MCRCB BULLETIN TK077

2017 MCE British Superbike Championship - Round 1

2017 HEL Performance British Motostar Championship

QUALIFYING - BEST SECTORS

SECTOR 1		SECTOR 2		SECTOR 3		SECTOR 4		SECTOR 5		IDEAL / BEST COMPARISON											
POS	NO	TIME	NO	TIME	NO	TIME	NO	TIME	NO	TIME	POS	NO	NAME	IDEAL	BEST	DIFF					
														PERFECT LAP	1:49.946						
1	6	TAY	23.189	69	BOO	30.427	6	TAY	14.198	69	BOO	13.629	3	KER	28.503	1	3	KERR	1:50.727	1:51.081	0.354
2	3	KER	23.793	3	KER	30.456	3	KER	14.293	6	TAY	13.632	69	BOO	28.532	2	6	TAYLOR	1:50.970	1:51.500	0.530
3	79	STA	23.809	6	TAY	30.577	23	LLE	14.388	3	KER	13.682	30	COO	28.833	3	69	BOOTH-AMOS	1:50.972	1:51.119	0.147
4	69	BOO	23.977	25	BRO	31.062	69	BOO	14.407	19	ROD	13.803	79	STA	29.212	4	79	STACEY	1:53.096	1:53.716	0.620
5	52	BOE	24.058	99	CAM	31.268	34	DEL	14.511	30	COO	13.810	6	TAY	29.374	5	30	COOK	1:53.865	1:53.865	0.000
6	34	DEL	24.199	79	STA	31.327	20	MAR	14.544	52	BOE	13.944	17	CAR	29.415	6	19	RODRIGUEZ	1:54.000	1:54.026	0.026
7	19	ROD	24.325	34	DEL	31.371	28	HIN	14.619	25	BRO	14.013	20	MAR	29.596	7	52	BOERBOOM	1:54.209	1:54.433	0.224
8	35	LOD	24.423	52	BOE	31.465	52	BOE	14.627	79	STA	14.029	19	ROD	29.678	8	34	DELVES	1:54.438	1:54.471	0.033
9	25	BRO	24.463	19	ROD	31.475	25	BRO	14.641	99	CAM	14.065	24	FAB	29.815	9	25	BROUWERS	1:54.528	1:54.887	0.359
10	30	COO	24.503	15	McM	31.636	24	FAB	14.670	17	CAR	14.115	15	McM	29.964	10	17	CARNE	1:54.600	1:55.309	0.709
11	17	CAR	24.507	2	STR	31.828	17	CAR	14.692	20	MAR	14.249	34	DEL	30.030	11	99	CAMPBELL	1:54.971	1:55.299	0.328
12	99	CAM	24.613	30	COO	31.837	35	LOD	14.711	72	HOR	14.295	35	LOD	30.100	12	20	MARKLUND	1:55.063	1:55.288	0.225
13	2	STR	24.624	20	MAR	31.867	64	DUR	14.715	15	McM	14.296	52	BOE	30.115	13	35	LODGE	1:55.567	1:55.567	0.000
14	15	McM	24.673	17	CAR	31.871	47	ARC	14.719	47	ARC	14.318	99	CAM	30.183	14	15	McMANUS	1:55.592	1:56.356	0.764
15	47	ARC	24.733	24	FAB	31.993	79	STA	14.719	34	DEL	14.327	64	DUR	30.218	15	24	FABER	1:56.046	1:56.808	0.762
16	72	HOR	24.794	35	LOD	32.000	19	ROD	14.719	35	LOD	14.333	28	HIN	30.231	16	2	STRUDWICK	1:56.344	1:56.942	0.598
17	20	MAR	24.807	72	HOR	32.024	99	CAM	14.842	64	DUR	14.376	25	BRO	30.349	17	47	ARCHER	1:56.441	1:56.652	0.211
18	28	HIN	24.859	47	ARC	32.065	95	TUR	14.849	23	LLE	14.428	55	SCO	30.469	18	28	HINDLE	1:56.454	1:56.847	0.393
19	24	FAB	24.913	28	HIN	32.279	30	COO	14.882	2	STR	14.431	2	STR	30.508	19	72	HORSMAN	1:56.629	1:56.943	0.314
20	55	SCO	24.945	64	DUR	32.304	72	HOR	14.907	54	BUR	14.457	54	BUR	30.576	20	64	DURHAM	1:56.771	1:57.594	0.823
21	64	DUR	25.158	55	SCO	32.370	2	STR	14.953	28	HIN	14.466	47	ARC	30.606	21	55	SCOTT	1:57.352	1:57.352	0.000
22	23	LLE	25.255	54	BUR	32.403	15	McM	15.023	55	SCO	14.543	72	HOR	30.609	22	23	LLEWELLYN	1:57.509	1:58.169	0.660
23	95	TUR	25.384	95	TUR	32.411	55	SCO	15.025	95	TUR	14.570	23	LLE	30.695	23	54	BURMAN	1:58.176	1:58.338	0.162
24	76	PIN	25.494	23	LLE	32.743	54	BUR	15.127	89	MOR	14.624	76	PIN	30.847	24	95	TURNER	1:58.363	1:59.940	1.577
25	27	HOD	25.605	89	MOR	32.745	27	HOD	15.286	24	FAB	14.655	45	SWA	30.933	25	45	SWANN	1:59.920	2:01.145	1.225
26	54	BUR	25.613	27	HOD	32.839	89	MOR	15.333	27	HOD	14.732	95	TUR	31.149	26	89	MORETON	2:00.082	2:00.608	0.526
27	89	MOR	25.693	45	SWA	32.858	76	PIN	15.337	45	SWA	14.892	89	MOR	31.687	27	76	PINSON	2:00.234	2:00.614	0.380
28	45	SWA	25.799	48	POT	33.284	45	SWA	15.438	56	ATK	15.024	56	ATK	32.312	28	27	HODGE	2:00.954	2:01.364	0.410
29	48	POT	26.004	76	PIN	33.521	48	POT	15.476	76	PIN	15.035	27	HOD	32.492	29	48	POTTER	2:02.879	2:03.333	0.454
30	56	ATK	26.473	56	ATK	33.807	56	ATK	15.653	48	POT	15.547	48	POT	32.568	30	56	ATKINS	2:03.269	2:04.414	1.145
31	16	COU	27.374	16	COU	35.650	16	COU	15.744	5	ALE	16.264	5	ALE	33.198	31	16	COURTNEY	2:09.909	2:10.195	0.286
32	5	ALE	27.942	5	ALE	36.350	5	ALE	16.167	16	COU	16.399	16	COU	34.742	32	5	ALEXANDER	2:09.921	2:10.916	0.995
33																33	44	BEST		1:54.700	

Weather / Track : Drizzle / Damp

Donington Park GP

Circuit Length = 2.4873 miles

Start: 09:00 Flag 09:30 End: 09:32

Results can be found at www.tsl-timing.com

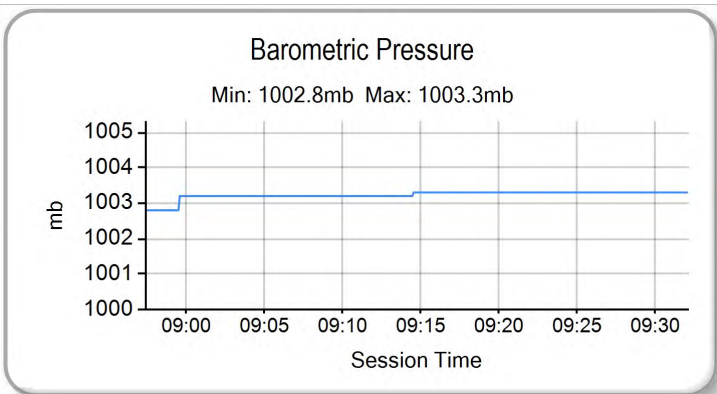
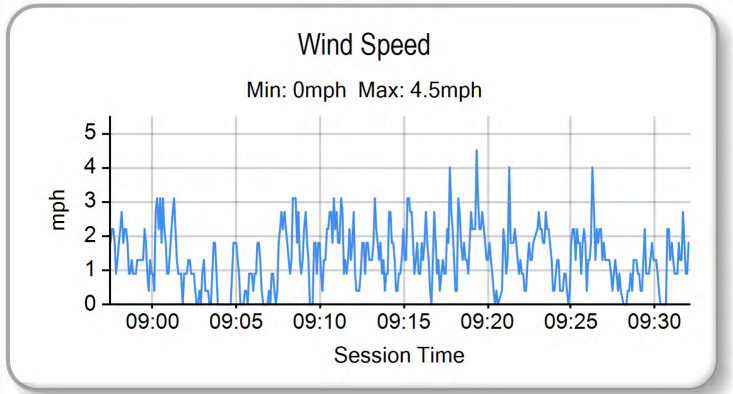
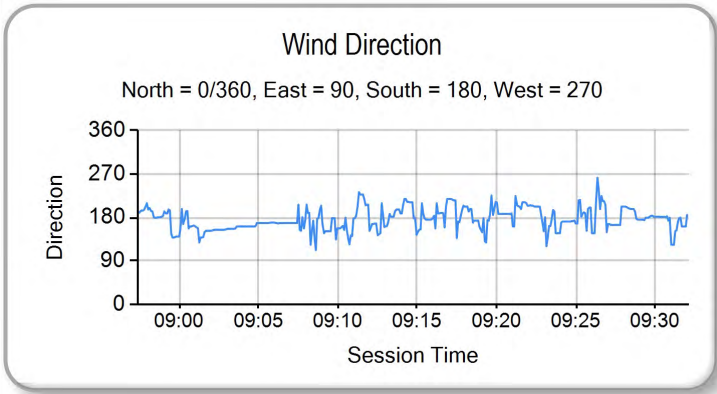
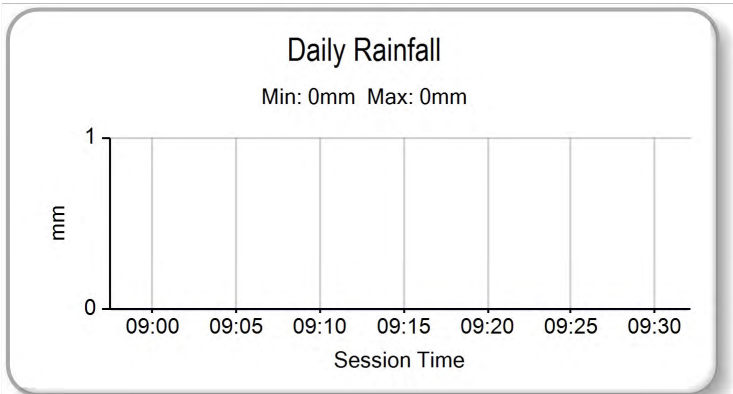
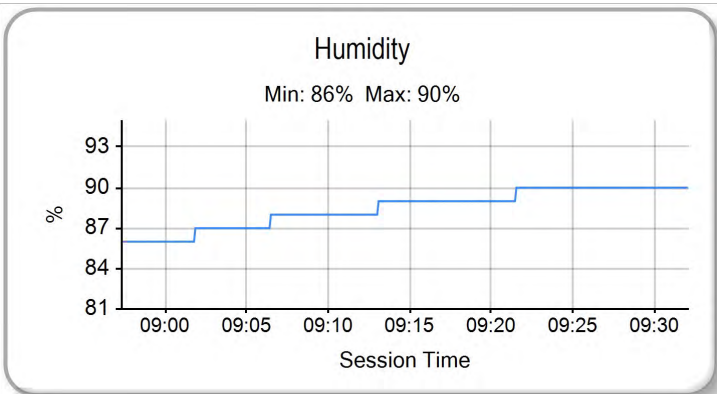
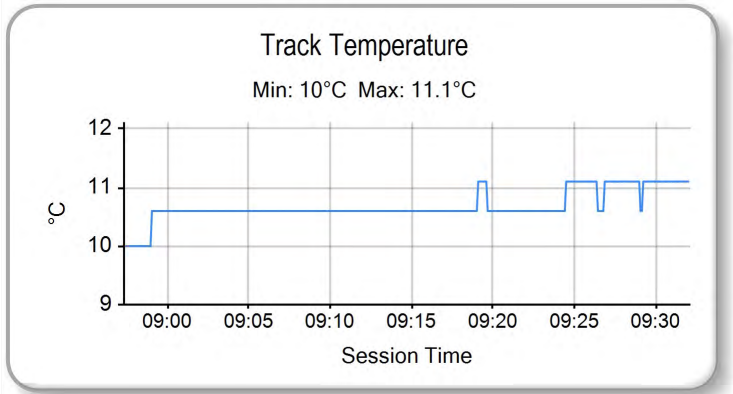
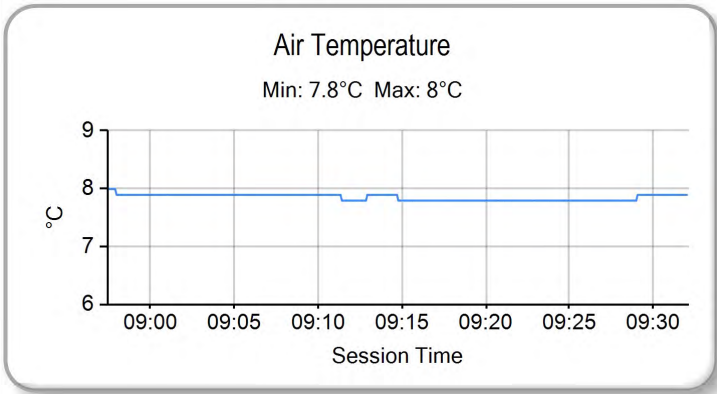
Printed - 09:34 Saturday, 01 April 2017

MCRCB BULLETIN TK078

2017 MCE British Superbike Championship - Round 1

2017 HEL Performance British Motostar Championship

QUALIFYING - WEATHER CONDITIONS



Weather / Track : Drizzle / Damp

Donington Park GP
Circuit Length = 2.4873 miles
Start: 09:00 Flag 09:30 End: 09:32

Results can be found at www.tsl-timing.com

Printed - 09:35 Saturday, 01 April 2017



ROW 11	33	5	2:10.916	Tom ALEXANDER	32	16	2:10.195	Connall COURTNEY	31	56	2:04.414	Charlie ATKINS
ROW 10	30	48	2:03.333	Ewan POTTER	29	27	2:01.364	Josh HODGE	28	45	2:01.145	Scott SWANN
ROW 9	27	76	2:00.614	Elliot PINSON	26	89	2:00.608	T. Fox MORETON	25	95	1:59.940	Ross TURNER
ROW 8	24	54	1:58.338	Sam BURMAN	23	23	1:58.169	Sam LLEWELLYN	22	64	1:57.594	Asher DURHAM
ROW 7	21	55	1:57.352	Jack SCOTT	20	72	1:56.943	Cameron HORSMAN	19	2	1:56.942	Thomas STRUDWICK
ROW 6	18	28	1:56.847	Lee HINDLE	17	24	1:56.808	Shane FABER	16	47	1:56.652	Jake ARCHER
ROW 5	15	15	1:56.356	Eugene McMANUS	14	35	1:55.567	Elliot LODGE	13	17	1:55.309	Tom CARNE
ROW 4	12	99	1:55.299	Stephen CAMPBELL	11	20	1:55.288	Joel MARKLUND	10	25	1:54.887	Mike BROUWERS
ROW 3	9	44	1:54.700	Edmund BEST	8	34	1:54.471	Liam DELVES	7	52	1:54.433	Jorel BOERBOOM
ROW 2	6	19	1:54.026	Victor RODRIGUEZ	5	30	1:53.865	Max COOK	4	79	1:53.716	Storm STACEY
ROW 1	3	6	1:51.500	Taz TAYLOR	2	69	1:51.119	Tom BOOTH-AMOS	1	3	1:51.081	Richard KERR

Pole

Donington Park GP
Circuit Length = 2.4873 miles

These results are provisional until the conclusion of any judicial and technical matters.

Race Director :	Stewards :	Timekeeper :
-----------------	------------	--------------

Results can be found at www.britishsuperbike.com

Printed - 09:36 Saturday, 01 April 2017





POS	NO	CL	PIC NAME	ENTRY	LAPS	TIME	GAP	DIFF	MPH	BEST	ON
1	69		1 Tom BOOTH-AMOS	KTM - City Lifting RS Racing	10	16:48.418			88.66	1:39.424	10
2	6		2 Taz TAYLOR	KTM - GACompetition	10	16:52.089	3.671	3.671	88.34	1:39.861	6
3	15		3 Eugene McMANUS	KTM - RS Racing/ E15 Racing	10	17:05.999	17.581	13.910	87.14	1:41.359	6
4	79		4 Storm STACEY	Kalex - FPW Racing	10	17:06.000	17.582	0.001	87.14	1:41.313	7
5	47		5 Jake ARCHER	KTM - City lifting / RS Racing	10	17:13.599	25.181	7.599	86.50	1:41.136	10
6	28		6 Lee HINDLE	KTM - JH Motorsport	10	17:15.762	27.344	2.163	86.32	1:41.671	9
7	44		7 Edmund BEST	KTM - SymCirrus Motorsport	10	17:16.263	27.845	0.501	86.27	1:41.904	10
8	20		8 Joel MARKLUND	KTM - Marklund Solutions / SP125	10	17:19.420	31.002	3.157	86.01	1:42.477	8
9	52		9 Jorel BOERBOOM	Kalex KTM - Fireplace Warehouse	10	17:19.433	31.015	0.013	86.01	1:42.117	10
10	25		10 Mike BROUWERS	APG Moto - TEC7-Joma / Brouwersracingteam	10	17:20.633	32.215	1.200	85.91	1:42.416	10
11	64		11 Asher DURHAM	Mahindra - Cresswell Racing	10	17:22.490	34.072	1.857	85.76	1:42.484	10
12	30	S	1 Max COOK	Honda NSF - Wilson Racing	10	17:23.004	34.586	0.514	85.72	1:42.825	10
13	34		12 Liam DELVES	DR-Moto - Stauff Connect Academy / Dr-Moto	10	17:27.698	39.280	4.694	85.33	1:43.245	7
14	19	S	2 Victor RODRIGUEZ	Honda NSF - GA Competition	10	17:28.020	39.602	0.322	85.31	1:42.812	9
15	72	S	3 Cameron HORSMAN	Honda NSF - Nova/FAB Racing	10	17:28.173	39.755	0.153	85.29	1:42.807	9
16	24	S	4 Shane FABER	Honda NSF - Symcirrus Motorsport / Shane Faber F	10	17:28.176	39.758	0.003	85.29	1:43.275	9
17	2	S	5 Thomas STRUDWICK	Honda NSF - Case Moto Rapido Moto3	10	17:28.555	40.137	0.379	85.26	1:43.019	7
18	55	S	6 Jack SCOTT	Honda NSF - J J Racing	10	17:35.385	46.967	6.830	84.71	1:43.407	8
19	54		13 Sam BURMAN	KTM - TeamWNT / Burman Racing	10	17:36.815	48.397	1.430	84.60	1:43.309	9
20	17		14 Tom CARNE	Tigcraft - Neatafan/Tigcraft Racing	10	17:36.882	48.464	0.067	84.59	1:43.230	6
21	99		15 Stephen CAMPBELL	Honda - Campbell Racing	10	17:57.423	1:09.005	20.541	82.98	1:46.519	10
22	89	S	7 T. Fox MORETON	Honda NSF - Banks Racing / Moto Engineering	10	18:06.941	1:18.523	9.518	82.25	1:46.539	7
23	45	S	8 Scott SWANN	Honda NSF - Swann Racing	10	18:08.871	1:20.453	1.930	82.11	1:46.771	10
24	27		16 Josh HODGE	KTM - Team HPR	10	18:27.002	1:38.584	18.131	80.76	1:48.429	10
25	48	S	9 Ewan POTTER	Honda NSF -	10	18:27.276	1:38.858	0.274	80.74	1:49.066	9
26	5	S	10 Tom ALEXANDER	Honda NSF - Wilson Racing	9	17:36.645	1 Lap	1 Lap	76.14	1:55.127	9

NOT CLASSIFIED

DNF	3		Richard KERR	KTM - North West Racing	8	13:30.191	2 Laps	1 Lap	88.24	1:39.484	8
DNF	16	S	Connall COURTNEY	Honda NSF - Mototech CCR	4	8:17.819	6 Laps	4 Laps	71.67	2:00.940	3
DNF	95	S	Ross TURNER	Honda NSF - RedRat Racing	3	5:56.488	7 Laps	1 Lap	74.97	1:56.848	2
DNF	35		Elliot LODGE	FTR - Spike Racing/ SP125	1	1:48.528	9 Laps	2 Laps	81.25		
DNF	23		Sam LLEWELLYN	KTM - SymCirrus Motorsport	1	1:52.957	9 Laps	4.429	78.06		
DNF	56	S	Charlie ATKINS	Honda NSF - Wilson Racing	1	1:56.251	9 Laps	3.294	75.85		
DNF	76	S	Elliot PINSON	Honda NSF - Cresswell Racing	1	1:56.407	9 Laps	0.156	75.75		

FASTEST LAP

69			Tom BOOTH-AMOS	KTM - City Lifting RS Racing	10	1:39.424		90.06 mph		144.94 kph	
72	S		Cameron HORSMAN	Honda NSF - Nova/FAB Racing	9	1:42.807		87.09 mph		140.17 kph	

Donington Park GP

Circuit Length = 2.4873 miles

Start: 14:36 Flag 14:52 End: 14:55

Weather / Track : Bright / Dry

These results are provisional until the conclusion of any judicial and technical matters.

Race Director :	Stewards :	Timekeeper :
-----------------	------------	--------------

Results can be found at www.britishsuperbike.com

Printed - 14:56 Saturday, 01 April 2017

MCRCB BULLETIN TK133

2017 MCE British Superbike Championship - Round 1

2017 HEL Performance British Motostar Championship

RACE 3 - POSITION CHART

No	Name	Lap Pos	1	2	3	4	5	6	7	8	9	10
			3	KERR	1	3	69	69	69	69	69	69
69	BOOTH-AMOS	2	69	6	6	6	6	6	6	6	6	6
6	TAYLOR	3	6	3	3	3	3	3	3	3	15	15
79	STACEY	4	79	79	79	79	15	15	15	15	79	79
30	COOK	5	44	15	15	15	79	79	79	79	47	47
19	RODRIGUEZ	6	35	44	44	44	44	44	44	47	28	28
52	BOERBOOM	7	15	20	52	20	20	47	47	44	44	44
34	DELVES	8	30	30	20	52	47	52	28	28	20	20
44	BEST	9	19	52	28	47	52	28	52	52	52	52
25	BROUWERS	10	20	28	47	28	28	20	20	20	25	25
20	MARKLUND	11	52	19	30	30	30	25	25	25	64	64
99	CAMPBELL	12	28	47	19	25	25	30	30	30	30	30
17	CARNE	13	25	34	25	19	19	64	64	64	34	34
35	LODGE	14	34	25	34	34	64	19	34	34	19	19
15	McMANUS	15	47	64	64	64	24	24	19	24	24	72
47	ARCHER	16	24	24	24	24	34	34	24	19	72	24
24	FABER	17	64	72	2	2	2	2	2	2	2	2
28	HINDLE	18	23	2	72	72	72	72	72	72	55	55
2	STRUDWICK	19	72	54	54	54	54	55	55	55	54	54
72	HORSMAN	20	55	55	55	55	55	54	54	54	17	17
55	SCOTT	21	99	99	99	17	17	17	17	17	99	99
64	DURHAM	22	2	17	17	99	99	99	99	99	89	89
23	LLEWELLYN	23	54	45	45	45	45	45	45	45	45	45
54	BURMAN	24	56	27	89	89	89	89	89	89	48	27
95	TURNER	25	76	89	27	27	27	27	48	48	27	48
89	MORETON	26	27	48	48	48	48	48	27	27	5	
76	PINSON	27	45	95	95	5	5	5	5	5		
45	SWANN	28	89	5	5	16						
27	HODGE	29	48	16	16							
48	POTTER	30	17									
56	ATKINS	31	5									
16	COURTNEY	32	95									
5	ALEXANDER	33	16									

Weather / Track : Bright / Dry

Results can be found at www.tsl-timing.com

Donington Park GP
 Circuit Length = 2.4873 miles
 Start: 14:36 Flag 14:52 End: 14:55

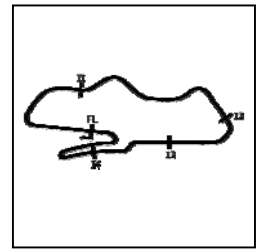
Printed - 14:58 Saturday, 01 April 2017

MCRCB BULLETIN TK134

2017 MCE British Superbike Championship - Round 1

2017 HEL Performance British Motostar Championship

RACE 3 - SECTOR ANALYSIS



SECTOR 1 = FL to I1, SECTOR 2 = I1 to I2, SECTOR 3 = I2 to I3, SECTOR 4 = I3 to I4, SECTOR 5 = I4 to FL, DIFF = Difference To Personal Best Lap, P = Crossed Finish Line in Pit Lane, D = Time Disallowed

P1 69 Tom BOOTH-AMOS		KTM - City Lifting RS Racing										
IDEAL LAP TIME : 1:39.292		BEST LAP TIME : 1:39.424					DIFFERENCE : 0.132					
LAP	SECTOR 1	SECTOR 2	SECTOR 3	SECTOR 4	SECTOR 5	LAP TIME	MPH	DIFF	TIME OF DAY			
1-		109.6	27.770	13.324	123.5	12.666	26.714	93.5	1:45.942	84.52	6.518	14:37:52.752
2-	21.758	114.7	27.131	13.228	121.3	12.629	26.165	93.1	1:40.911	88.73	1.487	14:39:33.663
3-	21.979	116.5	27.446	13.367	122.2	12.572	26.083	92.7	1:41.447	88.26	2.023	14:41:15.110
4-	21.873	117.3	27.143	13.225	122.6	12.449	26.045	93.2	1:40.735	88.89	1.311	14:42:55.845
5-	21.791	119.8	27.191	13.078	124.9	12.562	25.783	92.9	1:40.405	89.18	0.981	14:44:36.250
6-	21.719	117.5	26.850	13.161	122.4	12.385	25.918	93.1	1:40.033	89.51	0.609	14:46:16.283
7-	21.672	115.7	26.875	13.255	122.2	12.507	26.167	92.4	1:40.476	89.12	1.052	14:47:56.759
8-	21.578	120.0	26.796	13.116	122.4	12.383	25.725	93.2	1:39.598 (3)	89.90	0.174	14:49:36.357
9-	21.485	118.7	26.798	13.219	122.4	12.292	25.653	93.6	1:39.447 (2)	90.04	0.023	14:51:15.804
10-	21.494	122.4	26.784	13.107	122.6	12.348	25.691	93.5	1:39.424 (1)	90.06		14:52:55.228

P2 6 Taz TAYLOR		KTM - GAcompetition										
IDEAL LAP TIME : 1:39.602		BEST LAP TIME : 1:39.861					DIFFERENCE : 0.259					
LAP	SECTOR 1	SECTOR 2	SECTOR 3	SECTOR 4	SECTOR 5	LAP TIME	MPH	DIFF	TIME OF DAY			
1-		112.0	27.543	13.309	125.4	12.807	27.157	93.8	1:46.197	84.31	6.336	14:37:53.007
2-	21.688	115.3	27.129	13.120	124.7	12.637	26.690	93.3	1:41.264	88.42	1.403	14:39:34.271
3-	21.821	116.5	27.085	13.324	123.3	12.705	26.505	93.5	1:41.440	88.27	1.579	14:41:15.711
4-	21.734	121.7	26.834	13.136	125.2	12.499	26.260	93.5	1:40.463	89.13	0.602	14:42:56.174
5-	21.696	114.5	26.816	13.138	123.5	12.726	26.062	94.2	1:40.438 (3)	89.15	0.577	14:44:36.612
6-	21.490	118.1	26.855	13.108	123.8	12.473	25.935	94.0	1:39.861 (1)	89.66		14:46:16.473
7-	21.563	116.3	26.906	13.166	124.7	12.306	26.505	92.8	1:40.446	89.14	0.585	14:47:56.919
8-	21.497	119.8	26.807	13.064	124.2	12.467	26.128	93.1	1:39.963 (2)	89.57	0.102	14:49:36.882
9-	21.632	115.7	27.531	13.186	124.2	12.312	26.270	93.6	1:40.931	88.71	1.070	14:51:17.813
10-	21.611	116.5	26.842	13.160	124.2	12.460	27.013	88.4	1:41.086	88.58	1.225	14:52:58.899

P3 15 Eugene McMANUS		KTM - RS Racing/ E15 Racing										
IDEAL LAP TIME : 1:40.842		BEST LAP TIME : 1:41.359					DIFFERENCE : 0.517					
LAP	SECTOR 1	SECTOR 2	SECTOR 3	SECTOR 4	SECTOR 5	LAP TIME	MPH	DIFF	TIME OF DAY			
1-		108.9	28.638	13.755	126.3	13.033	26.838	94.2	1:48.798	82.30	7.439	14:37:55.608
2-	22.205	113.1	27.286	13.509	124.5	12.744	26.939	94.0	1:42.683	87.20	1.324	14:39:38.291
3-	22.103	118.1	27.335	13.622	123.3	12.845	26.239	93.8	1:42.144	87.66	0.785	14:41:20.435
4-	21.894	116.9	26.770	13.468	124.2	12.556	26.787	93.8	1:41.475 (3)	88.24	0.116	14:43:01.910
5-	22.060	116.5	27.292	13.488	124.0	12.737	26.480	93.9	1:42.057	87.73	0.698	14:44:43.967
6-	21.882	113.7	26.965	13.588	123.1	12.535	26.389	93.9	1:41.359 (1)	88.34		14:46:25.326
7-	21.870	120.2	27.004	13.482	123.1	12.604	26.484	92.8	1:41.444 (2)	88.26	0.085	14:48:06.770
8-	22.136	107.0	27.319	13.603	122.2	12.960	26.350	93.3	1:42.368	87.47	1.009	14:49:49.138
9-	21.931	117.1	27.069	13.595	123.5	12.672	26.342	93.3	1:41.609	88.12	0.250	14:51:30.747
10-	21.830	114.3	26.968	13.669	120.2	12.868	26.727	92.4	1:42.062	87.73	0.703	14:53:12.809

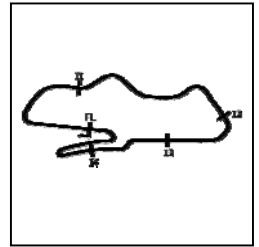
P4 79 Storm STACEY		Kalex - FPW Racing										
IDEAL LAP TIME : 1:40.938		BEST LAP TIME : 1:41.313					DIFFERENCE : 0.375					
LAP	SECTOR 1	SECTOR 2	SECTOR 3	SECTOR 4	SECTOR 5	LAP TIME	MPH	DIFF	TIME OF DAY			
1-		106.8	27.775	13.379	124.7	12.928	27.058	93.8	1:46.919	83.74	5.606	14:37:53.729
2-	22.177	112.5	27.521	13.311	123.8	12.848	27.050	93.2	1:42.907	87.01	1.594	14:39:36.636
3-	22.242	113.5	27.468	13.396	123.5	12.825	26.812	93.5	1:42.743	87.15	1.430	14:41:19.379
4-	22.091	113.9	27.407	13.261	122.9	12.698	26.888	94.3	1:42.345	87.49	1.032	14:43:01.724
5-	21.970	113.7	27.401	13.364	122.6	12.691	26.902	93.6	1:42.328	87.50	1.015	14:44:44.052
6-	22.108	110.7	27.076	13.385	124.0	12.715	26.611	94.0	1:41.895	87.87	0.582	14:46:25.947
7-	21.788	117.1	26.955	13.265	124.7	12.569	26.736	92.4	1:41.313 (1)	88.38		14:48:07.260
8-	21.905	108.7	27.307	13.446	123.1	13.052	26.434	94.3	1:42.144	87.66	0.831	14:49:49.404
9-	21.984	111.6	27.089	13.345	125.2	12.671	26.547	93.3	1:41.636 (2)	88.10	0.323	14:51:31.040
10-	21.849	110.7	26.886	13.470	119.1	12.947	26.618	91.6	1:41.770 (3)	87.98	0.457	14:53:12.810

P5 47 Jake ARCHER		KTM - City lifting / RS Racing										
IDEAL LAP TIME : 1:40.870		BEST LAP TIME : 1:41.136					DIFFERENCE : 0.266					
LAP	SECTOR 1	SECTOR 2	SECTOR 3	SECTOR 4	SECTOR 5	LAP TIME	MPH	DIFF	TIME OF DAY			

Weather / Track : Bright / Dry

Donington Park GP
Circuit Length = 2.4873 miles
Start: 14:36 Flag 14:52 End: 14:55

RACE 3 - SECTOR ANALYSIS



SECTOR 1 = FL to I1, SECTOR 2 = I1 to I2, SECTOR 3 = I2 to I3, SECTOR 4 = I3 to I4, SECTOR 5 = I4 to FL, DIFF = Difference To Personal Best Lap, P = Crossed Finish Line in Pit Lane, D = Time Disallowed

1 -	99.2	29.198	13.592	123.5	13.375	28.290	94.6	1:51.714	80.15	10.578	14:37:58.524	
2 -	22.571	106.5	27.952	13.284	125.2	12.841	26.902	94.6	1:43.550	86.47	2.414	14:39:42.074
3 -	22.126	110.9	27.812	13.149	124.7	12.897	27.326	95.0	1:43.310	86.67	2.174	14:41:25.384
4 -	22.335	107.5	27.847	13.203	123.5	12.854	27.026	94.7	1:43.265	86.71	2.129	14:43:08.649
5 -	22.300	109.8	28.031	13.312	122.9	13.056	26.885	93.2	1:43.584	86.44	2.448	14:44:52.233
6 -	21.956	110.5	27.374	13.311	123.8	12.818	26.575	93.9	1:42.034	87.75	0.898	14:46:34.267
7 -	22.063	112.9	27.375	13.229	124.7	12.663	26.585	94.4	1:41.915	87.86	0.779	14:48:16.182
8 -	21.778	113.1	27.100	13.268	122.9	12.739	26.462	93.8	1:41.347 (2)	88.35	0.211	14:49:57.529
9 -	21.676	112.2	27.910	13.213	123.5	12.552	26.393	93.6	1:41.744 (3)	88.00	0.608	14:51:39.273
10 -	21.710	112.9	27.175	13.228	124.2	12.597	26.426	93.6	1:41.136 (1)	88.53		14:53:20.409

P6	28	Lee HINDLE				KTM - JH Motorsport						
IDEAL LAP TIME : 1:41.121		BEST LAP TIME : 1:41.671				DIFFERENCE : 0.550						
LAP	SECTOR 1	SECTOR 2	SECTOR 3	SECTOR 4	SECTOR 5	LAP TIME	MPH	DIFF	TIME OF DAY			
1 -	98.1	29.170	13.689	124.2	13.358	27.402	93.8	1:50.983	80.68	9.312	14:37:57.793	
2 -	22.260	110.9	27.977	13.479	122.0	12.909	27.196	92.7	1:43.821	86.24	2.150	14:39:41.614
3 -	22.075	110.3	28.132	13.452	121.1	12.942	27.009	92.5	1:43.610	86.42	1.939	14:41:25.224
4 -	22.360	106.6	27.822	13.371	122.9	13.045	27.107	92.3	1:43.705	86.34	2.034	14:43:08.929
5 -	22.372	109.1	27.850	13.367	122.4	13.058	27.048	93.6	1:43.695	86.35	2.024	14:44:52.624
6 -	22.417	111.2	27.426	13.276	121.1	12.799	26.595	93.1	1:42.513	87.34	0.842	14:46:35.137
7 -	22.003	112.0	27.744	13.401	121.1	12.565	26.272	92.5	1:41.985	87.80	0.314	14:48:17.122
8 -	22.238	110.7	27.086	13.321	120.0	12.690	26.563	93.6	1:41.898 (3)	87.87	0.227	14:49:59.020
9 -	21.976	110.9	27.292	13.478	119.8	12.707	26.218	92.9	1:41.671 (1)	88.07		14:51:40.691
10 -	22.104	110.9	27.279	13.445	120.0	12.735	26.318	92.3	1:41.881 (2)	87.89	0.210	14:53:22.572

P7	44	Edmund BEST				KTM - SymCirrus Motorsport						
IDEAL LAP TIME : 1:41.733		BEST LAP TIME : 1:41.904				DIFFERENCE : 0.171						
LAP	SECTOR 1	SECTOR 2	SECTOR 3	SECTOR 4	SECTOR 5	LAP TIME	MPH	DIFF	TIME OF DAY			
1 -	108.4	28.267	13.605	119.4	13.039	27.616	91.0	1:48.495	82.53	6.591	14:37:55.305	
2 -	22.324	114.3	27.756	13.391	122.9	12.935	27.236	91.7	1:43.642	86.39	1.738	14:39:38.947
3 -	22.258	117.9	27.426	13.487	120.4	12.818	27.245	91.6	1:43.234	86.73	1.330	14:41:22.181
4 -	22.238	116.3	27.535	13.515	118.7	12.835	27.130	92.0	1:43.253	86.72	1.349	14:43:05.434
5 -	22.436	111.6	27.681	13.602	118.5	12.770	27.413	90.8	1:43.902	86.18	1.998	14:44:49.336
6 -	22.328	114.7	27.551	13.514	119.6	12.758	27.161	91.2	1:43.312	86.67	1.408	14:46:32.648
7 -	22.587	110.0	27.594	13.516	118.9	12.663	27.082	90.3	1:43.442	86.56	1.538	14:48:16.090
8 -	22.177	117.1	27.288	13.261	120.2	12.583	26.780	91.7	1:42.089 (2)	87.71	0.185	14:49:58.179
9 -	22.198	114.9	27.794	13.546	120.0	12.668	26.784	91.9	1:42.990 (3)	86.94	1.086	14:51:41.169
10 -	21.994	118.3	27.173	13.203	121.1	12.645	26.889	90.8	1:41.904 (1)	87.87		14:53:23.073

P8	20	Joel MARKLUND				KTM - Marklund Solutions / SP125						
IDEAL LAP TIME : 1:42.044		BEST LAP TIME : 1:42.477				DIFFERENCE : 0.433						
LAP	SECTOR 1	SECTOR 2	SECTOR 3	SECTOR 4	SECTOR 5	LAP TIME	MPH	DIFF	TIME OF DAY			
1 -	100.3	28.895	13.592	124.7	12.996	27.723	93.3	1:50.255	81.21	7.778	14:37:57.065	
2 -	22.255	118.5	27.606	13.421	124.0	12.914	27.116	90.6	1:43.312	86.67	0.835	14:39:40.377
3 -	22.488	117.5	28.022	13.718	119.6	13.262	27.183	92.8	1:44.673	85.54	2.196	14:41:25.050
4 -	22.334	116.3	27.759	13.457	121.7	12.784	26.907	91.3	1:43.241	86.73	0.764	14:43:08.291
5 -	22.330	115.7	28.037	13.531	121.3	12.886	27.099	91.2	1:43.883	86.19	1.406	14:44:52.174
6 -	22.293	119.6	27.699	13.482	122.0	12.843	27.100	92.4	1:43.417	86.58	0.940	14:46:35.591
7 -	22.069	121.1	27.541	13.227	125.2	12.724	27.015	92.4	1:42.576 (3)	87.29	0.099	14:48:18.167
8 -	21.877	123.3	27.740	13.461	122.6	12.620	26.779	92.0	1:42.477 (1)	87.38		14:50:00.644
9 -	22.167	110.9	27.927	13.447	124.2	12.755	26.782	92.0	1:43.078	86.87	0.601	14:51:43.722
10 -	21.999	122.6	27.706	13.320	123.3	12.685	26.798	91.3	1:42.508 (2)	87.35	0.031	14:53:26.230

P9	52	Jorel BOERBOOM				Kalex KTM - Fireplace Warehouse						
IDEAL LAP TIME : 1:41.922		BEST LAP TIME : 1:42.117				DIFFERENCE : 0.195						
LAP	SECTOR 1	SECTOR 2	SECTOR 3	SECTOR 4	SECTOR 5	LAP TIME	MPH	DIFF	TIME OF DAY			
1 -	99.5	29.260	13.589	125.6	13.412	27.564	92.5	1:50.678	80.90	8.561	14:37:57.488	
2 -	22.323	114.5	28.026	13.425	123.5	12.862	27.195	91.1	1:43.831	86.24	1.714	14:39:41.319
3 -	22.107	115.5	27.915	13.366	124.7	12.843	27.339	90.7	1:43.570	86.45	1.453	14:41:24.889
4 -	22.293	114.9	28.098	13.357	122.4	12.895	27.047	91.0	1:43.690	86.35	1.573	14:43:08.579

Donington Park GP
 Circuit Length = 2.4873 miles
 Start: 14:36 Flag 14:52 End: 14:55

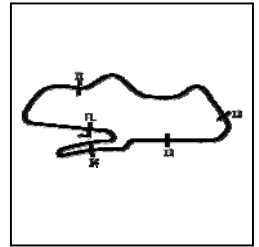
Weather / Track : Bright / Dry

MCRCB BULLETIN TK134

2017 MCE British Superbike Championship - Round 1

2017 HEL Performance British Motostar Championship

RACE 3 - SECTOR ANALYSIS



SECTOR 1 = FL to I1, SECTOR 2 = I1 to I2, SECTOR 3 = I2 to I3, SECTOR 4 = I3 to I4, SECTOR 5 = I4 to FL, DIFF = Difference To Personal Best Lap, P = Crossed Finish Line in Pit Lane, D = Time Disallowed

5 -	22.525	111.1	27.733	13.426	124.0	13.062	27.132	92.1	1:43.878	86.20	1.761	14:44:52.457
6 -	22.293	117.9	27.527	13.404	123.5	12.575	26.723	91.3	1:42.522 (3)	87.34	0.405	14:46:34.979
7 -	22.280	112.9	27.558	13.420	122.4	12.556	26.969	91.1	1:42.783	87.12	0.666	14:48:17.762
8 -	22.011	116.7	27.485	13.575	120.9	12.632	26.756	92.1	1:42.459 (2)	87.39	0.342	14:50:00.221
9 -	22.548	112.7	28.227	13.368	124.9	12.848	26.914	91.1	1:43.905	86.17	1.788	14:51:44.126
10 -	22.045	118.5	27.395	13.237	124.7	12.638	26.802	91.1	1:42.117 (1)	87.68		14:53:26.243

P10	25	Mike BROUWERS	APG Moto - TEC7-Joma / Brouwersracingteam									
IDEAL LAP TIME : 1:42.094			BEST LAP TIME : 1:42.416			DIFFERENCE : 0.322						

LAP	SECTOR 1	SECTOR 2	SECTOR 3	SECTOR 4	SECTOR 5	LAP TIME	MPH	DIFF	TIME OF DAY			
1 -	101.9	28.672	13.889	117.3	13.457	28.339	90.1	1:51.328	80.43	8.912	14:37:58.138	
2 -	22.686	115.5	27.708	13.478	117.5	13.152	27.968	89.4	1:44.992	85.28	2.576	14:39:43.130
3 -	22.424	115.7	27.579	13.528	119.1	13.067	27.671	89.2	1:44.269	85.87	1.853	14:41:27.399
4 -	22.347	116.1	27.547	13.502	115.7	12.860	27.332	89.6	1:43.588	86.44	1.172	14:43:10.987
5 -	22.471	114.9	27.238	13.567	115.9	12.758	27.135	88.7	1:43.169	86.79	0.753	14:44:54.156
6 -	22.251	118.3	26.991	13.490	116.5	13.066	27.229	88.4	1:43.027	86.91	0.611	14:46:37.183
7 -	22.305	116.7	26.968	13.421	115.9	12.656	27.183	88.4	1:42.533 (3)	87.33	0.117	14:48:19.716
8 -	22.201	118.7	27.128	13.482	114.9	12.738	26.938	89.2	1:42.487 (2)	87.37	0.071	14:50:02.203
9 -	22.258	117.3	27.109	13.423	116.3	13.080	26.954	89.2	1:42.824	87.08	0.408	14:51:45.027
10 -	22.122	120.6	27.128	13.472	116.3	12.645	27.049	87.8	1:42.416 (1)	87.43		14:53:27.443

P11	64	Asher DURHAM	Mahindra - Cresswell Racing									
IDEAL LAP TIME : 1:42.106			BEST LAP TIME : 1:42.484			DIFFERENCE : 0.378						

LAP	SECTOR 1	SECTOR 2	SECTOR 3	SECTOR 4	SECTOR 5	LAP TIME	MPH	DIFF	TIME OF DAY			
1 -	99.2	29.260	13.686	123.5	13.379	27.929	92.5	1:52.262	79.76	9.778	14:37:59.072	
2 -	22.655	108.5	27.978	13.467	124.0	13.123	27.353	92.4	1:44.576	85.62	2.092	14:39:43.648
3 -	22.394	111.2	27.938	13.488	124.0	13.026	27.398	92.7	1:44.244	85.89	1.760	14:41:27.892
4 -	22.437	109.6	27.831	13.360	125.2	13.040	27.234	92.8	1:43.902	86.18	1.418	14:43:11.794
5 -	22.424	111.2	27.700	13.308	124.5	12.957	27.212	92.4	1:43.601	86.43	1.117	14:44:55.395
6 -	22.304	110.0	28.049	13.309	122.9	13.062	26.750	92.3	1:43.474	86.53	0.990	14:46:38.869
7 -	22.258	110.3	27.543	13.328	123.8	12.728	26.717	92.1	1:42.574 (3)	87.29	0.090	14:48:21.443
8 -	22.125	114.1	27.424	13.367	124.2	12.901	27.068	92.0	1:42.885	87.03	0.401	14:50:04.328
9 -	22.049	114.5	27.463	13.318	122.9	12.735	26.923	92.3	1:42.488 (2)	87.37	0.004	14:51:46.816
10 -	21.966	115.1	27.387	13.345	123.5	12.917	26.869	91.9	1:42.484 (1)	87.37		14:53:29.300

P12	30 S	Max COOK	Honda NSF - Wilson Racing									
IDEAL LAP TIME : 1:42.472			BEST LAP TIME : 1:42.825			DIFFERENCE : 0.353						

LAP	SECTOR 1	SECTOR 2	SECTOR 3	SECTOR 4	SECTOR 5	LAP TIME	MPH	DIFF	TIME OF DAY			
1 -	104.5	28.471	13.856	117.1	13.130	27.391	89.3	1:49.259	81.95	6.434	14:37:56.069	
2 -	22.686	108.7	27.834	13.769	116.9	13.033	27.242	87.6	1:44.564	85.63	1.739	14:39:40.633
3 -	22.596	110.9	28.326	13.538	120.0	12.983	27.676	89.6	1:45.119	85.18	2.294	14:41:25.752
4 -	22.428	109.8	27.657	13.531	119.4	12.795	27.060	89.7	1:43.471	86.54	0.646	14:43:09.223
5 -	22.378	110.5	27.902	13.503	119.1	12.800	27.204	88.9	1:43.787	86.27	0.962	14:44:53.010
6 -	22.545	111.6	27.699	13.595	118.5	13.268	27.159	88.3	1:44.266	85.88	1.441	14:46:37.276
7 -	22.576	110.3	27.739	13.708	117.1	12.794	26.507	88.8	1:43.324 (3)	86.66	0.499	14:48:20.600
8 -	22.372	111.8	27.585	13.691	116.1	12.844	26.508	88.6	1:43.000 (2)	86.93	0.175	14:50:03.600
9 -	22.436	111.1	27.581	13.637	117.3	12.928	26.807	89.9	1:43.389	86.60	0.564	14:51:46.989
10 -	22.328	110.9	27.494	13.612	116.9	12.640	26.751	88.8	1:42.825 (1)	87.08		14:53:29.814

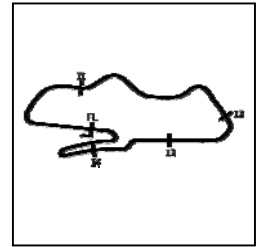
P13	34	Liam DELVES	DR-Moto - Stauff Connect Academy / Dr-Moto									
IDEAL LAP TIME : 1:42.955			BEST LAP TIME : 1:43.245			DIFFERENCE : 0.290						

LAP	SECTOR 1	SECTOR 2	SECTOR 3	SECTOR 4	SECTOR 5	LAP TIME	MPH	DIFF	TIME OF DAY			
1 -	104.5	28.846	13.757	122.9	13.345	28.288	90.8	1:51.673	80.18	8.428	14:37:58.483	
2 -	22.750	111.1	27.632	13.571	122.9	13.107	27.343	90.8	1:44.403	85.76	1.158	14:39:42.886
3 -	22.374	113.1	27.682	13.552	122.2	12.854	28.355	90.6	1:44.817	85.42	1.572	14:41:27.703
4 -	22.364	113.7	27.734	13.426	123.1	12.980	27.485	91.0	1:43.989	86.10	0.744	14:43:11.692
5 -	22.184	116.3	27.613	13.458	121.5	12.784	28.137	91.7	1:44.176	85.95	0.931	14:44:55.868
6 -	22.408	116.1	27.566	13.396	122.4	13.119	27.991	91.1	1:44.480	85.70	1.235	14:46:40.348
7 -	22.095	115.7	27.348	13.439	120.4	12.868	27.495	89.9	1:43.245 (1)	86.73		14:48:23.593
8 -	22.198	116.5	27.423	13.567	118.5	12.937	27.394	90.3	1:43.519 (2)	86.50	0.274	14:50:07.112

Weather / Track : Bright / Dry

Donington Park GP
Circuit Length = 2.4873 miles
Start: 14:36 Flag 14:52 End: 14:55

RACE 3 - SECTOR ANALYSIS



SECTOR 1 = FL to I1, SECTOR 2 = I1 to I2, SECTOR 3 = I2 to I3, SECTOR 4 = I3 to I4, SECTOR 5 = I4 to FL, DIFF = Difference To Personal Best Lap, P = Crossed Finish Line in Pit Lane, D = Time Disallowed

9-	22.252	116.9	27.337	13.534	120.2	12.926	27.503	90.7	1:43.552 (3)	86.47	0.307	14:51:50.664
10-	22.403	110.5	27.589	13.485	119.1	12.958	27.409	90.1	1:43.844	86.22	0.599	14:53:34.508

P14		19 S		Victor RODRIGUEZ		Honda NSF - GA Competition						
IDEAL LAP TIME : 1:42.717		BEST LAP TIME : 1:42.812		DIFFERENCE : 0.095								
LAP	SECTOR 1	SECTOR 2	SECTOR 3	SECTOR 4	SECTOR 5	LAP TIME	MPH	DIFF	TIME OF DAY			
1-	109.1	28.883	13.667	120.6	13.428	27.451	88.9	1:50.075	81.34	7.263	14:37:56.885	
2-	22.670	115.9	28.082	13.710	118.3	12.906	27.791	89.4	1:45.159	85.15	2.347	14:39:42.044
3-	22.648	113.5	28.044	13.703	119.1	13.055	27.460	88.9	1:44.910	85.35	2.098	14:41:26.954
4-	22.585	112.7	28.074	13.539	119.4	12.941	27.160	90.1	1:44.299	85.85	1.487	14:43:11.253
5-	22.475	116.5	27.607	13.627	118.5	12.945	27.150	89.3	1:43.804 (3)	86.26	0.992	14:44:55.057
6-	22.370	116.1	27.984	13.729	116.7	13.169	27.096	89.3	1:44.348	85.81	1.536	14:46:39.405
7-	22.388	116.9	27.822	13.886	118.1	12.817	27.391	88.8	1:44.304	85.84	1.492	14:48:23.709
8-	22.368	115.1	28.350	13.868	116.3	13.000	27.010	89.9	1:44.596	85.60	1.784	14:50:08.305
9-	22.267	117.1	27.666	13.364	120.2	12.707	26.808	89.9	1:42.812 (1)	87.09		14:51:51.117
10-	22.367	109.4	28.037	13.606	117.5	12.671	27.032	88.8	1:43.713 (2)	86.33	0.901	14:53:34.830

P15		72 S		Cameron HORSMAN		Honda NSF - Nova/FAB Racing						
IDEAL LAP TIME : 1:42.503		BEST LAP TIME : 1:42.807		DIFFERENCE : 0.304								
LAP	SECTOR 1	SECTOR 2	SECTOR 3	SECTOR 4	SECTOR 5	LAP TIME	MPH	DIFF	TIME OF DAY			
1-	100.7	29.238	13.971	115.5	13.795	28.464	86.4	1:53.758	78.71	10.951	14:38:00.568	
2-	22.734	118.3	27.860	13.812	113.7	13.093	27.459	86.9	1:44.958	85.31	2.151	14:39:45.526
3-	22.766	117.5	27.976	13.809	112.5	13.301	27.572	86.3	1:45.424	84.93	2.617	14:41:30.950
4-	22.560	119.6	27.532	13.643	114.5	13.164	27.151	87.6	1:44.050	86.05	1.243	14:43:15.000
5-	22.465	119.6	27.549	13.609	114.3	12.912	26.881	87.0	1:43.416	86.58	0.609	14:44:58.416
6-	22.472	119.1	27.381	13.464	116.5	12.828	27.110	87.7	1:43.255 (3)	86.72	0.448	14:46:41.671
7-	22.246	118.7	27.547	13.671	115.5	12.811	26.928	87.6	1:43.203 (2)	86.76	0.396	14:48:24.874
8-	22.406	118.3	27.449	13.854	116.1	13.145	27.133	88.6	1:43.987	86.11	1.180	14:50:08.861
9-	22.221	119.1	27.289	13.546	117.1	13.025	26.726	88.1	1:42.807 (1)	87.09		14:51:51.668
10-	22.285	118.9	27.902	13.568	115.1	12.842	26.718	86.6	1:43.315	86.67	0.508	14:53:34.983

P16		24 S		Shane FABER		Honda NSF - Sycirrus Motorsport / Shane Faber Racing						
IDEAL LAP TIME : 1:42.729		BEST LAP TIME : 1:43.275		DIFFERENCE : 0.546								
LAP	SECTOR 1	SECTOR 2	SECTOR 3	SECTOR 4	SECTOR 5	LAP TIME	MPH	DIFF	TIME OF DAY			
1-	101.5	28.826	13.776	119.6	13.348	28.093	90.3	1:51.989	79.95	8.714	14:37:58.799	
2-	22.605	110.1	28.520	13.483	119.8	13.219	27.271	90.2	1:45.098	85.20	1.823	14:39:43.897
3-	22.465	110.7	28.011	13.544	118.7	13.173	27.142	89.8	1:44.335	85.82	1.060	14:41:28.232
4-	22.505	109.4	27.853	13.393	119.1	13.160	26.969	90.1	1:43.880	86.19	0.605	14:43:12.112
5-	22.327	109.8	27.842	13.276	119.8	12.970	27.040	89.9	1:43.455 (2)	86.55	0.180	14:44:55.567
6-	22.543	110.5	27.943	13.339	120.9	13.069	27.379	89.7	1:44.273	85.87	0.998	14:46:39.840
7-	22.379	112.2	27.766	13.584	117.9	12.996	27.238	89.3	1:43.963	86.13	0.688	14:48:23.803
8-	22.534	111.2	28.289	13.635	117.5	13.008	26.730	88.7	1:44.196	85.93	0.921	14:50:07.999
9-	22.397	113.3	27.730	13.444	118.3	13.155	26.549	91.0	1:43.275 (1)	86.70		14:51:51.274
10-	22.370	106.3	28.078	13.453	117.7	12.847	26.964	89.1	1:43.712 (3)	86.33	0.437	14:53:34.986

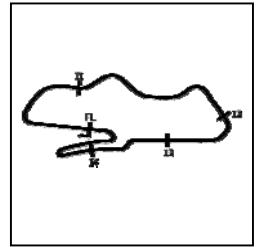
P17		2 S		Thomas STRUDWICK		Honda NSF - Case Moto Rapido Moto3						
IDEAL LAP TIME : 1:42.572		BEST LAP TIME : 1:43.019		DIFFERENCE : 0.447								
LAP	SECTOR 1	SECTOR 2	SECTOR 3	SECTOR 4	SECTOR 5	LAP TIME	MPH	DIFF	TIME OF DAY			
1-	96.4	29.552	13.641	119.6	13.635	29.039	89.3	1:54.057	78.50	11.038	14:38:00.867	
2-	23.095	107.5	27.942	13.693	117.5	13.312	27.315	89.8	1:45.357	84.99	2.338	14:39:46.224
3-	22.571	113.3	27.773	13.466	117.9	13.169	27.449	88.4	1:44.428	85.74	1.409	14:41:30.652
4-	22.522	114.7	27.664	13.570	117.1	13.283	27.060	89.3	1:44.099	86.01	1.080	14:43:14.751
5-	22.356	115.5	27.661	13.529	116.7	12.805	26.797	88.6	1:43.148 (2)	86.81	0.129	14:44:57.899
6-	22.361	114.1	27.643	13.575	116.5	12.894	27.054	89.7	1:43.527	86.49	0.508	14:46:41.426
7-	22.278	113.7	27.578	13.542	117.1	12.695	26.926	89.8	1:43.019 (1)	86.92		14:48:24.445
8-	22.205	112.9	28.275	13.499	118.3	12.942	27.299	89.9	1:44.220	85.91	1.201	14:50:08.665
9-	22.248	107.7	27.643	13.339	117.5	13.075	27.028	89.9	1:43.333 (3)	86.65	0.314	14:51:51.998
10-	22.163	115.3	27.855	13.347	118.1	13.051	26.951	89.1	1:43.367	86.62	0.348	14:53:35.365

MCRCB BULLETIN TK134

2017 MCE British Superbike Championship - Round 1

2017 HEL Performance British Motostar Championship

RACE 3 - SECTOR ANALYSIS



SECTOR 1 = FL to I1, SECTOR 2 = I1 to I2, SECTOR 3 = I2 to I3, SECTOR 4 = I3 to I4, SECTOR 5 = I4 to FL, DIFF = Difference To Personal Best Lap, P = Crossed Finish Line in Pit Lane, D = Time Disallowed

P18 55 S Jack SCOTT		Honda NSF - J J Racing										
IDEAL LAP TIME : 1:43.218		BEST LAP TIME : 1:43.407					DIFFERENCE : 0.189					
LAP	SECTOR 1	SECTOR 2	SECTOR 3	SECTOR 4	SECTOR 5	LAP TIME	MPH	DIFF	TIME OF DAY			
1-	97.5	29.653	13.940	114.1	13.794	27.982	87.1	1:53.816	78.67	10.409	14:38:00.626	
2-	23.113	113.9	28.485	13.792	112.0	13.809	28.649	86.5	1:47.848	83.02	4.441	14:39:48.474
3-	23.549	109.1	28.507	13.725	113.5	13.416	27.143	87.2	1:46.340	84.20	2.933	14:41:34.814
4-	22.889	112.7	27.944	13.744	111.6	13.071	27.173	87.8	1:44.821	85.42	1.414	14:43:19.635
5-	22.631	113.5	27.912	13.815	110.5	13.098	26.800	87.7	1:44.256	85.88	0.849	14:45:03.891
6-	22.779	112.2	27.842	13.602	114.3	12.969	26.737	87.8	1:43.929	86.15	0.522	14:46:47.820
7-	22.683	112.5	27.697	13.649	112.0	12.943	26.681	87.8	1:43.653 (3)	86.38	0.246	14:48:31.473
8-	22.611	114.1	27.587	13.683	110.7	12.846	26.680	88.1	1:43.407 (1)	86.59		14:50:14.880
9-	22.503	114.3	27.722	13.701	112.0	12.976	26.802	88.0	1:43.704	86.34	0.297	14:51:58.584
10-	22.512	112.4	27.587	13.746	111.4	12.923	26.843	87.0	1:43.611 (2)	86.42	0.204	14:53:42.195

P19 54 Sam BURMAN		KTM - TeamWNT / Burman Racing										
IDEAL LAP TIME : 1:43.114		BEST LAP TIME : 1:43.309					DIFFERENCE : 0.195					
LAP	SECTOR 1	SECTOR 2	SECTOR 3	SECTOR 4	SECTOR 5	LAP TIME	MPH	DIFF	TIME OF DAY			
1-	98.9	29.456	13.602	124.9	13.679	28.852	92.9	1:54.344	78.31	11.035	14:38:01.154	
2-	23.258	104.0	28.333	13.383	124.9	13.431	27.436	93.2	1:45.841	84.60	2.532	14:39:46.995
3-	22.835	106.8	28.108	13.672	123.5	12.960	27.783	93.3	1:45.358	84.99	2.049	14:41:32.353
4-	22.658	107.2	28.048	13.530	122.6	13.162	27.731	92.5	1:45.129	85.17	1.820	14:43:17.482
5-	22.746	106.3	28.015	13.476	122.9	13.161	27.675	91.2	1:45.073	85.22	1.764	14:45:02.555
6-	22.960	105.6	28.489	13.613	122.9	13.273	27.545	92.8	1:45.880	84.57	2.571	14:46:48.435
7-	22.755	110.0	27.913	13.518	124.0	13.003	27.323	92.7	1:44.512	85.67	1.203	14:48:32.947
8-	22.552	107.7	27.713	13.508	122.2	13.014	27.174	92.9	1:43.961 (3)	86.13	0.652	14:50:16.908
9-	22.401	110.5	27.725	13.371	124.0	12.787	27.025	93.2	1:43.309 (1)	86.67		14:52:00.217
10-	22.356	111.8	27.619	13.327	123.3	12.842	27.264	92.0	1:43.408 (2)	86.59	0.099	14:53:43.625

P20 17 Tom CARNE		Tigcraft - Neatafan/Tigcraft Racing										
IDEAL LAP TIME : 1:42.835		BEST LAP TIME : 1:43.230					DIFFERENCE : 0.395					
LAP	SECTOR 1	SECTOR 2	SECTOR 3	SECTOR 4	SECTOR 5	LAP TIME	MPH	DIFF	TIME OF DAY			
1-	98.8	28.976	14.036	116.9	13.270	28.317	87.6	1:58.888	75.31	15.658	14:38:05.698	
2-	23.643	103.8	28.281	14.305	114.9	13.713	27.606	89.8	1:47.548	83.26	4.318	14:39:53.246
3-	23.034	104.5	27.991	13.792	117.5	12.925	27.019	89.9	1:44.761	85.47	1.531	14:41:38.007
4-	22.770	108.2	27.472	13.586	117.7	12.900	27.043	89.4	1:43.771	86.29	0.541	14:43:21.778
5-	22.440	110.9	27.640	13.712	112.0	12.950	26.858	91.0	1:43.600	86.43	0.370	14:45:05.378
6-	22.586	110.3	27.622	13.467	118.3	12.760	26.795	91.1	1:43.230 (1)	86.74		14:46:48.608
7-	22.903	105.6	27.858	13.548	120.6	12.969	27.234	89.7	1:44.512	85.67	1.282	14:48:33.120
8-	22.628	104.6	27.787	13.609	117.9	12.836	27.087	89.2	1:43.947	86.14	0.717	14:50:17.067
9-	22.523	112.0	27.692	13.570	117.1	12.661	26.906	85.3	1:43.352 (3)	86.64	0.122	14:52:00.419
10-	22.501	111.1	27.508	13.597	116.3	12.821	26.846	89.7	1:43.273 (2)	86.70	0.043	14:53:43.692

P21 99 Stephen CAMPBELL		Honda - Campbell Racing										
IDEAL LAP TIME : 1:46.045		BEST LAP TIME : 1:46.519					DIFFERENCE : 0.474					
LAP	SECTOR 1	SECTOR 2	SECTOR 3	SECTOR 4	SECTOR 5	LAP TIME	MPH	DIFF	TIME OF DAY			
1-	102.7	29.305	14.099	115.5	13.440	29.268	86.8	1:53.911	78.60	7.392	14:38:00.721	
2-	23.459	109.6	28.249	13.891	114.3	13.563	28.725	86.4	1:47.887	82.99	1.368	14:39:48.608
3-	23.225	109.6	28.390	14.025	112.9	13.335	28.261	87.2	1:47.236	83.50	0.717	14:41:35.844
4-	23.325	111.6	28.139	14.023	111.2	13.214	28.302	86.6	1:47.003	83.68	0.484	14:43:22.847
5-	23.279	109.8	28.451	14.131	111.1	13.167	28.213	85.9	1:47.241	83.49	0.722	14:45:10.088
6-	23.139	111.6	28.434	13.980	110.3	13.096	28.203	85.8	1:46.852 (3)	83.80	0.333	14:46:56.940
7-	23.130	112.7	28.449	14.113	110.7	13.261	28.071	85.9	1:47.024	83.66	0.505	14:48:43.964
8-	23.096	111.6	28.421	14.218	110.3	13.189	28.179	85.7	1:47.103	83.60	0.584	14:50:31.067
9-	23.148	109.4	28.394	14.002	111.6	13.119	27.984	86.3	1:46.647 (2)	83.96	0.128	14:52:17.714
10-	22.940	109.8	28.299	14.081	109.8	13.091	28.108	85.8	1:46.519 (1)	84.06		14:54:04.233

P22 89 S T. Fox MORETON		Honda NSF - Banks Racing / Moto Engineering									
IDEAL LAP TIME : 1:46.216		BEST LAP TIME : 1:46.539					DIFFERENCE : 0.323				
LAP	SECTOR 1	SECTOR 2	SECTOR 3	SECTOR 4	SECTOR 5	LAP TIME	MPH	DIFF	TIME OF DAY		

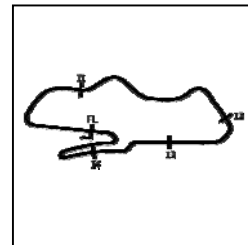
Weather / Track : Bright / Dry

Donington Park GP
Circuit Length = 2.4873 miles
Start: 14:36 Flag 14:52 End: 14:55

2017 MCE British Superbike Championship - Round 1

2017 HEL Performance British Motostar Championship

RACE 3 - SECTOR ANALYSIS



SECTOR 1 = FL to I1, SECTOR 2 = I1 to I2, SECTOR 3 = I2 to I3, SECTOR 4 = I3 to I4, SECTOR 5 = I4 to FL, DIFF = Difference To Personal Best Lap, P = Crossed Finish Line in Pit Lane, D = Time Disallowed

1 -	94.7	30.080	14.193	115.5	14.210	30.189	88.1	1:58.091	75.82	11.552	14:38:04.901	
2 -	23.689	106.5	28.907	14.195	116.7	13.370	30.443	89.2	1:50.604	80.95	4.065	14:39:55.505
3 -	23.593	104.2	28.519	14.067	115.3	13.300	28.827	87.3	1:48.306	82.67	1.767	14:41:43.811
4 -	23.523	105.3	28.458	13.997	115.1	13.469	28.552	88.0	1:47.999	82.91	1.460	14:43:31.810
5 -	23.517	106.6	28.401	13.913	114.5	13.362	28.312	88.4	1:47.505	83.29	0.966	14:45:19.315
6 -	23.286	106.5	28.250	13.815	115.3	13.219	28.320	87.6	1:46.890 (3)	83.77	0.351	14:47:06.205
7 -	23.250	107.8	28.159	13.813	114.7	13.174	28.143	88.8	1:46.539 (1)	84.04		14:48:52.744
8 -	23.153	108.0	28.193	13.950	114.5	13.341	28.799	88.0	1:47.436	83.34	0.897	14:50:40.180
9 -	23.224	108.0	28.244	13.832	114.9	13.430	27.920	87.7	1:46.650 (2)	83.96	0.111	14:52:26.830
10 -	23.150	106.1	28.400	14.045	114.3	13.232	28.094	88.9	1:46.921	83.74	0.382	14:54:13.751

P23 45 S		Scott SWANN		Honda NSF - Swann Racing								
IDEAL LAP TIME : 1:46.454		BEST LAP TIME : 1:46.771		DIFFERENCE : 0.317								
LAP	SECTOR 1	SECTOR 2	SECTOR 3	SECTOR 4	SECTOR 5	LAP TIME	MPH	DIFF	TIME OF DAY			
1 -	100.0	30.006	14.402	115.9	14.889	29.033	87.5	1:57.623	76.12	10.852	14:38:04.433	
2 -	23.376	108.9	29.563	14.436	115.7	13.847	28.794	87.7	1:50.016	81.39	3.245	14:39:54.449
3 -	23.202	110.5	28.997	14.070	113.5	13.621	28.158	84.9	1:48.048	82.87	1.277	14:41:42.497
4 -	23.336	114.3	28.654	13.965	112.0	13.721	27.839	87.1	1:47.515	83.28	0.744	14:43:30.012
5 -	23.180	112.4	28.874	14.248	109.8	13.457	27.802	87.5	1:47.561	83.25	0.790	14:45:17.573
6 -	23.063	112.5	28.665	14.054	112.2	13.376	27.791	86.8	1:46.949 (2)	83.72	0.178	14:47:04.522
7 -	23.223	106.3	28.763	14.054	111.6	13.334	27.934	86.8	1:47.308	83.44	0.537	14:48:51.830
8 -	23.244	105.6	28.671	14.135	110.5	13.331	27.797	87.1	1:47.178 (3)	83.54	0.407	14:50:39.008
9 -	23.345	109.4	28.426	13.926	112.4	16.477	27.728	87.3	1:49.902	81.47	3.131	14:52:28.910
10 -	23.134	108.2	28.428	14.145	111.8	13.356	27.708	86.3	1:46.771 (1)	83.86		14:54:15.681

P24 27		Josh HODGE		KTM - Team HPR								
IDEAL LAP TIME : 1:48.162		BEST LAP TIME : 1:48.429		DIFFERENCE : 0.267								
LAP	SECTOR 1	SECTOR 2	SECTOR 3	SECTOR 4	SECTOR 5	LAP TIME	MPH	DIFF	TIME OF DAY			
1 -	100.1	30.025	14.344	115.7	14.225	29.465	89.9	1:57.145	76.43	8.716	14:38:03.955	
2 -	23.647	107.7	29.614	14.333	114.5	13.976	29.872	88.6	1:51.442	80.35	3.013	14:39:55.397
3 -	24.138	106.3	29.566	14.408	115.3	13.895	28.970	88.7	1:50.977	80.68	2.548	14:41:46.374
4 -	23.702	105.1	29.544	14.536	111.4	13.785	28.724	89.2	1:50.291	81.18	1.862	14:43:36.665
5 -	23.817	109.1	29.267	14.442	112.5	13.750	28.826	89.8	1:50.102	81.32	1.673	14:45:26.767
6 -	23.726	108.7	29.313	14.292	113.7	13.668	28.834	87.8	1:49.833	81.52	1.404	14:47:16.600
7 -	23.736	110.7	29.353	14.341	113.5	13.646	29.118	88.8	1:50.194	81.26	1.765	14:49:06.794
8 -	23.770	108.7	29.161	14.287	114.9	13.753	28.689	88.8	1:49.660 (3)	81.65	1.231	14:50:56.454
9 -	23.520	109.4	28.933	14.170	115.7	13.658	28.648	89.8	1:48.929 (2)	82.20	0.500	14:52:45.383
10 -	23.484	109.8	29.200	14.158	115.5	13.413	28.174	89.2	1:48.429 (1)	82.58		14:54:33.812

P25 48 S		Ewan POTTER		Honda NSF -								
IDEAL LAP TIME : 1:48.010		BEST LAP TIME : 1:49.066		DIFFERENCE : 1.056								
LAP	SECTOR 1	SECTOR 2	SECTOR 3	SECTOR 4	SECTOR 5	LAP TIME	MPH	DIFF	TIME OF DAY			
1 -	95.5	30.437	14.375	114.7	14.441	29.201	89.6	1:58.588	75.50	9.522	14:38:05.398	
2 -	24.063	98.9	29.314	14.213	113.7	13.980	29.631	87.6	1:51.201	80.52	2.135	14:39:56.599
3 -	23.994	107.3	29.252	14.182	114.7	14.124	29.094	88.1	1:50.646	80.92	1.580	14:41:47.245
4 -	23.823	108.5	29.365	14.386	111.2	13.952	28.923	88.7	1:50.449	81.07	1.383	14:43:37.694
5 -	23.792	108.9	28.638	14.342	112.5	13.925	28.825	89.2	1:49.522	81.75	0.456	14:45:27.216
6 -	23.760	109.1	29.099	14.330	113.1	13.818	28.719	88.1	1:49.726	81.60	0.660	14:47:16.942
7 -	23.693	109.4	29.271	14.293	113.3	13.673	28.484	88.6	1:49.414 (3)	81.84	0.348	14:49:06.356
8 -	23.927	108.5	28.882	14.281	111.4	13.982	28.166	88.0	1:49.238 (2)	81.97	0.172	14:50:55.594
9 -	23.579	109.4	28.787	14.258	111.6	14.011	28.431	88.2	1:49.066 (1)	82.10		14:52:44.660
10 -	23.932	102.2	29.701	14.142	115.3	13.620	28.031	88.7	1:49.426	81.83	0.360	14:54:34.086

P26 5 S		Tom ALEXANDER		Honda NSF - Wilson Racing								
IDEAL LAP TIME : 1:54.622		BEST LAP TIME : 1:55.127		DIFFERENCE : 0.505								
LAP	SECTOR 1	SECTOR 2	SECTOR 3	SECTOR 4	SECTOR 5	LAP TIME	MPH	DIFF	TIME OF DAY			
1 -	92.0	32.173	14.836	113.7	15.034	30.409	85.3	2:03.618	72.43	8.491	14:38:10.428	
2 -	26.031	93.9	31.738	14.665	110.1	14.765	30.408	86.4	1:57.607	76.13	2.480	14:40:08.035
3 -	26.211	88.8	32.128	14.777	106.6	14.970	30.235	85.0	1:58.321	75.67	3.194	14:42:06.356
4 -	25.543	97.2	31.619	14.882	109.1	15.051	29.775	86.5	1:56.870	76.61	1.743	14:44:03.226

Weather / Track : Bright / Dry

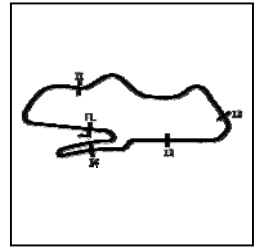
Donington Park GP
 Circuit Length = 2.4873 miles
 Start: 14:36 Flag 14:52 End: 14:55

MCRCB BULLETIN TK134

2017 MCE British Superbike Championship - Round 1

2017 HEL Performance British Motostar Championship

RACE 3 - SECTOR ANALYSIS



SECTOR 1 = FL to I1, SECTOR 2 = I1 to I2, SECTOR 3 = I2 to I3, SECTOR 4 = I3 to I4, SECTOR 5 = I4 to FL, DIFF = Difference To Personal Best Lap, P = Crossed Finish Line in Pit Lane, D = Time Disallowed

5-	25.172	95.8	31.475	15.195	108.4	15.310	29.598	85.0	1:56.750	76.69	1.623	14:45:59.976
6-	25.283	91.5	31.972	15.205	109.1	14.669	29.839	84.2	1:56.968	76.55	1.841	14:47:56.944
7-	25.085	88.8	31.596	14.894	109.2	14.874	29.449	86.2	1:55.898 (3)	77.26	0.771	14:49:52.842
8-	24.914	93.7	31.590	14.607	112.4	14.732	29.643	87.1	1:55.486 (2)	77.53	0.359	14:51:48.328
9-	24.851	93.8	31.355	14.670	111.1	14.360	29.891	85.8	1:55.127 (1)	77.77		14:53:43.455

P27	3	Richard KERR	KTM - North West Racing									
IDEAL LAP TIME : 1:39.167		BEST LAP TIME : 1:39.484		DIFFERENCE : 0.317								

LAP	SECTOR 1	SECTOR 2	SECTOR 3	SECTOR 4	SECTOR 5	LAP TIME	MPH	DIFF	TIME OF DAY			
1-		112.0	27.550	13.484	120.4	12.964	26.695	91.5	1:45.673	84.73	6.189	14:37:52.483
2-	21.867	114.9	27.173	13.364	120.0	12.951	26.778	92.1	1:42.133	87.67	2.649	14:39:34.616
3-	21.807	117.3	27.080	13.078	124.5	12.770	26.633	92.1	1:41.368	88.33	1.884	14:41:15.984
4-	21.787	119.1	26.884	13.162	121.5	12.394	26.276	92.7	1:40.503	89.09	1.019	14:42:56.487
5-	21.690	112.7	26.804	13.019	124.5	12.758	26.246	90.8	1:40.517	89.08	1.033	14:44:37.004
6-	21.822	115.3	26.852	13.167	120.6	12.544	26.015	92.0	1:40.400 (3)	89.18	0.916	14:46:17.404
7-	21.571	117.3	26.935	13.219	121.1	12.445	25.943	92.5	1:40.113 (2)	89.44	0.629	14:47:57.517
8-	21.629	120.0	26.650	13.147	121.5	12.362	25.696	93.6	1:39.484 (1)	90.00		14:49:37.001

P28	16 S	Connall COURTNEY	Honda NSF - Mototech CCR									
IDEAL LAP TIME : 2:00.940		BEST LAP TIME : 2:00.940		DIFFERENCE : 0.000								

LAP	SECTOR 1	SECTOR 2	SECTOR 3	SECTOR 4	SECTOR 5	LAP TIME	MPH	DIFF	TIME OF DAY			
1-		83.0	33.968	15.456	111.8	15.719	33.858	82.7	2:11.611	68.03	10.671	14:38:18.421
2-	26.268	88.0	32.872	15.187	110.9	15.614	33.111	83.8	2:03.052 (2)	72.76	2.112	14:40:21.473
3-	25.393	89.2	32.322	14.961	111.1	15.387	32.877	83.6	2:00.940 (1)	74.04		14:42:22.413
4-	25.641	87.8	32.379	15.252	110.1	15.424	IN PIT		2:02.216 P	73.26	1.276	14:44:24.629

P29	95 S	Ross TURNER	Honda NSF - RedRat Racing									
IDEAL LAP TIME : 1:54.301		BEST LAP TIME : 1:56.848		DIFFERENCE : 2.547								

LAP	SECTOR 1	SECTOR 2	SECTOR 3	SECTOR 4	SECTOR 5	LAP TIME	MPH	DIFF	TIME OF DAY			
1-		101.0	31.199	14.608	113.5	14.112	29.227	85.9	2:04.253	72.06	7.405	14:38:11.063
2-	25.155	98.8	31.300	15.070	110.0	14.202	31.121	82.2	1:56.848 (1)	76.63		14:40:07.911
3-	26.017	90.9	32.248	14.850	110.3	14.416	IN PIT		1:55.387 P	77.60		14:42:03.298

P30	35	Elliot LODGE	FTR - Spike Racing/ SP125									
IDEAL LAP TIME :		BEST LAP TIME :		DIFFERENCE :								

LAP	SECTOR 1	SECTOR 2	SECTOR 3	SECTOR 4	SECTOR 5	LAP TIME	MPH	DIFF	TIME OF DAY			
1-		102.7	28.388	13.543	121.7	12.892	26.926	92.0	1:48.528	82.50		14:37:55.338

P31	23	Sam LLEWELLYN	KTM - SymCircus Motorsport									
IDEAL LAP TIME :		BEST LAP TIME :		DIFFERENCE :								

LAP	SECTOR 1	SECTOR 2	SECTOR 3	SECTOR 4	SECTOR 5	LAP TIME	MPH	DIFF	TIME OF DAY			
1-		100.1	29.801	13.500	125.4	13.389	28.170	83.1	1:52.957	79.27		14:37:59.767

P32	56 S	Charlie ATKINS	Honda NSF - Wilson Racing									
IDEAL LAP TIME : 1:47.869		BEST LAP TIME :		DIFFERENCE :								

LAP	SECTOR 1	SECTOR 2	SECTOR 3	SECTOR 4	SECTOR 5	LAP TIME	MPH	DIFF	TIME OF DAY			
1-		96.4	30.021	14.043	122.0	14.057	28.423	88.7	1:56.251	77.02		14:38:03.061

P33	76 S	Elliot PINSON	Honda NSF - Cresswell Racing									
IDEAL LAP TIME : 1:47.357		BEST LAP TIME :		DIFFERENCE :								

LAP	SECTOR 1	SECTOR 2	SECTOR 3	SECTOR 4	SECTOR 5	LAP TIME	MPH	DIFF	TIME OF DAY			
1-		99.1	29.718	14.092	115.7	14.326	27.996	87.1	1:56.407	76.92		14:38:03.217

Weather / Track : Bright / Dry

Donington Park GP
Circuit Length = 2.4873 miles
Start: 14:36 Flag 14:52 End: 14:55

MCRCB BULLETIN TK135**2017 MCE British Superbike Championship - Round 1****2017 HEL Performance British Motostar Championship****RACE 3 - BEST SPEEDS**

POS	INTERMEDIATE 1		INTERMEDIATE 2		INTERMEDIATE 3		INTERMEDIATE 4		FINISH LINE			
	NO	NAME	MPH	NO	NAME	MPH	NO	NAME	MPH	NO	NAME	MPH
1	20	MARKLUND	123.3			15	McMANUS	126.3		47	ARCHER	95.0
2	69	BOOTH-AMOS	122.4			52	BOERBOOM	125.6		79	STACEY	94.3
3	6	TAYLOR	121.7			6	TAYLOR	125.4		6	TAYLOR	94.2
4	25	BROUWERS	120.6			23	LLEWELLYN	125.4		15	McMANUS	94.2
5	15	McMANUS	120.2			20	MARKLUND	125.2		28	HINDLE	93.8
6	3	KERR	120.0			47	ARCHER	125.2		3	KERR	93.6
7	72	HORSMAN	119.6			64	DURHAM	125.2		69	BOOTH-AMOS	93.6
8	52	BOERBOOM	118.5			79	STACEY	125.2		20	MARKLUND	93.3
9	44	BEST	118.3			54	BURMAN	124.9		54	BURMAN	93.3
10	79	STACEY	117.1			69	BOOTH-AMOS	124.9		64	DURHAM	92.8
11	19	RODRIGUEZ	117.1			3	KERR	124.5		52	BOERBOOM	92.5
12	34	DELVES	116.9			28	HINDLE	124.2		35	LODGE	92.0
13	2	STRUDWICK	115.5			34	DELVES	123.1		44	BEST	92.0
14	64	DURHAM	115.1			44	BEST	122.9		34	DELVES	91.7
15	45	SWANN	114.3			56	ATKINS	122.0		17	CARNE	91.1
16	55	SCOTT	114.3			35	LODGE	121.7		24	FABER	91.0
17	24	FABER	113.3			24	FABER	120.9		25	BROUWERS	90.1
18	47	ARCHER	113.1			17	CARNE	120.6		19	RODRIGUEZ	90.1
19	99	CAMPBELL	112.7			19	RODRIGUEZ	120.6		27	HODGE	89.9
20	17	CARNE	112.0			30	COOK	120.0		2	STRUDWICK	89.9
21	28	HINDLE	112.0			2	STRUDWICK	119.6		30	COOK	89.9
22	54	BURMAN	111.8			25	BROUWERS	119.1		48	POTTER	89.6
23	30	COOK	111.8			72	HORSMAN	117.1		89	MORETON	89.2
24	27	HODGE	110.7			89	MORETON	116.7		56	ATKINS	88.7
25	48	POTTER	109.4			45	SWANN	115.9		72	HORSMAN	88.6
26	89	MORETON	108.0			27	HODGE	115.7		55	SCOTT	88.1
27	76	PINSON	107.5			76	PINSON	115.7		45	SWANN	87.7
28	56	ATKINS	106.1			99	CAMPBELL	115.5		99	CAMPBELL	87.2
29	35	LODGE	102.7			48	POTTER	115.3		5	ALEXANDER	87.1
30	95	TURNER	101.0			55	SCOTT	114.3		76	PINSON	87.1
31	23	LLEWELLYN	100.1			5	ALEXANDER	113.7		95	TURNER	85.9
32	5	ALEXANDER	97.2			95	TURNER	113.5		16	COURTNEY	83.8
33	16	COURTNEY	89.2			16	COURTNEY	111.8		23	LLEWELLYN	83.1

Weather / Track : Bright / Dry

Results can be found at www.tsl-timing.com

Donington Park GP

Circuit Length = 2.4873 miles

Start: 14:36 Flag 14:52 End: 14:55

Printed - 14:59 Saturday, 01 April 2017

MCRCB BULLETIN TK136

2017 MCE British Superbike Championship - Round 1

2017 HEL Performance British Motostar Championship

RACE 3 - BEST SECTORS

POS	SECTOR 1		SECTOR 2		SECTOR 3		SECTOR 4		SECTOR 5		IDEAL / BEST COMPARISON						
	NO	TIME	NO	TIME	NO	TIME	NO	TIME	NO	TIME	POS	NO	NAME	IDEAL	BEST	DIFF	
														PERFECT LAP	1:39.054		
1	3	KER 21.440	3	KER 26.650	3	KER 13.019	69	BOO 12.292	69	BOO 25.653	1	3	KERR	1:39.167	1:39.484	0.317	
2	69	BOO 21.485	15	McM 26.770	6	TAY 13.064	6	TAY 12.306	3	KER 25.696	2	69	BOOTH-AMOS	1:39.292	1:39.424	0.132	
3	6	TAY 21.490	69	BOO 26.784	69	BOO 13.078	3	KER 12.362	6	TAY 25.935	3	6	TAYLOR	1:39.602	1:39.861	0.259	
4	47	ARC 21.676	6	TAY 26.807	47	ARC 13.149	15	McM 12.535	28	HIN 26.218	4	15	McMANUS	1:40.842	1:41.359	0.517	
5	79	STA 21.788	79	STA 26.886	44	BES 13.203	47	ARC 12.552	15	McM 26.239	5	47	ARCHER	1:40.870	1:41.136	0.266	
6	15	McM 21.830	25	BRO 26.968	20	MAR 13.227	52	BOE 12.556	47	ARC 26.393	6	79	STACEY	1:40.938	1:41.313	0.375	
7	20	MAR 21.877	28	HIN 27.086	52	BOE 13.237	28	HIN 12.565	79	STA 26.434	7	28	HINDLE	1:41.121	1:41.671	0.550	
8	64	DUR 21.966	47	ARC 27.100	79	STA 13.261	79	STA 12.569	30	COO 26.507	8	44	BEST	1:41.733	1:41.904	0.171	
9	28	HIN 21.976	44	BES 27.173	28	HIN 13.276	44	BES 12.583	24	FAB 26.549	9	52	BOERBOOM	1:41.922	1:42.117	0.195	
10	44	BES 21.994	72	HOR 27.289	24	FAB 13.276	20	MAR 12.620	55	SCO 26.680	10	20	MARKLUND	1:42.044	1:42.477	0.433	
11	52	BOE 22.011	34	DEL 27.337	64	DUR 13.308	30	COO 12.640	64	DUR 26.717	11	25	BROUWERS	1:42.094	1:42.416	0.322	
12	34	DEL 22.095	64	DUR 27.387	54	BUR 13.327	25	BRO 12.645	72	HOR 26.718	12	64	DURHAM	1:42.106	1:42.484	0.378	
13	25	BRO 22.122	52	BOE 27.395	2	STR 13.339	17	CAR 12.661	52	BOE 26.723	13	30	COOK	1:42.472	1:42.825	0.353	
14	2	STR 22.163	17	CAR 27.472	19	ROD 13.364	19	ROD 12.671	20	MAR 26.779	14	72	HORSMAN	1:42.503	1:42.807	0.304	
15	72	HOR 22.221	30	COO 27.494	34	DEL 13.396	2	STR 12.695	44	BES 26.780	15	2	STRUDWICK	1:42.572	1:43.019	0.447	
16	19	ROD 22.267	20	MAR 27.541	25	BRO 13.421	64	DUR 12.728	17	CAR 26.795	16	19	RODRIGUEZ	1:42.717	1:42.812	0.095	
17	24	FAB 22.327	2	STR 27.578	72	HOR 13.464	34	DEL 12.784	2	STR 26.797	17	24	FABER	1:42.729	1:43.275	0.546	
18	30	COO 22.328	55	SCO 27.587	17	CAR 13.467	54	BUR 12.787	19	ROD 26.808	18	17	CARNE	1:42.835	1:43.230	0.395	
19	54	BUR 22.356	19	ROD 27.607	15	McM 13.468	72	HOR 12.811	35	LOD 26.926	19	34	DELVES	1:42.955	1:43.245	0.290	
20	17	CAR 22.440	54	BUR 27.619	23	LLE 13.500	55	SCO 12.846	25	BRO 26.938	20	54	BURMAN	1:43.114	1:43.309	0.195	
21	55	SCO 22.503	24	FAB 27.730	30	COO 13.503	24	FAB 12.847	54	BUR 27.025	21	55	SCOTT	1:43.218	1:43.407	0.189	
22	99	CAM 22.940	99	CAM 28.139	35	LOD 13.543	35	LOD 12.892	34	DEL 27.343	22	99	CAMPBELL	1:46.045	1:46.519	0.474	
23	45	SWA 23.063	89	MOR 28.159	55	SCO 13.602	99	CAM 13.091	45	SWA 27.708	23	89	MORETON	1:46.216	1:46.539	0.323	
24	89	MOR 23.150	35	LOD 28.388	89	MOR 13.813	89	MOR 13.174	89	MOR 27.920	24	45	SWANN	1:46.454	1:46.771	0.317	
25	56	ATK 23.353	45	SWA 28.426	99	CAM 13.891	76	PIN 13.278	99	CAM 27.984	25	76	PINSON	1:47.357			
26	76	PIN 23.439	76	PIN 28.552	45	SWA 13.926	45	SWA 13.331	76	PIN 27.996	26	56	ATKINS	1:47.869			
27	27	HOD 23.484	56	ATK 28.635	56	ATK 14.042	23	LLE 13.389	48	POT 28.031	27	48	POTTER	1:48.010	1:49.066	1.056	
28	48	POT 23.579	48	POT 28.638	76	PIN 14.092	27	HOD 13.413	23	LLE 28.170	28	27	HODGE	1:48.162	1:48.429	0.267	
29	5	ALE 24.851	27	HOD 28.933	48	POT 14.142	56	ATK 13.416	27	HOD 28.174	29	95	TURNER	1:54.301	1:56.848	2.547	
30	95	TUR 25.155	23	LLE 29.801	27	HOD 14.158	48	POT 13.620	56	ATK 28.423	30	5	ALEXANDER	1:54.622	1:55.127	0.505	
31	16	COU 25.393	95	TUR 31.199	5	ALE 14.607	95	TUR 14.112	95	TUR 29.227	31	16	COURTNEY	2:00.940	2:00.940	0.000	
32			5	ALE 31.355	95	TUR 14.608	5	ALE 14.360	5	ALE 29.449	32	23	LLEWELLYN				
33			16	COU 32.322	16	COU 14.961	16	COU 15.387	16	COU 32.877	33	35	LODGE				

Weather / Track : Bright / Dry

Donington Park GP

Circuit Length = 2.4873 miles

Start: 14:36 Flag 14:52 End: 14:55

Results can be found at www.tsl-timing.com

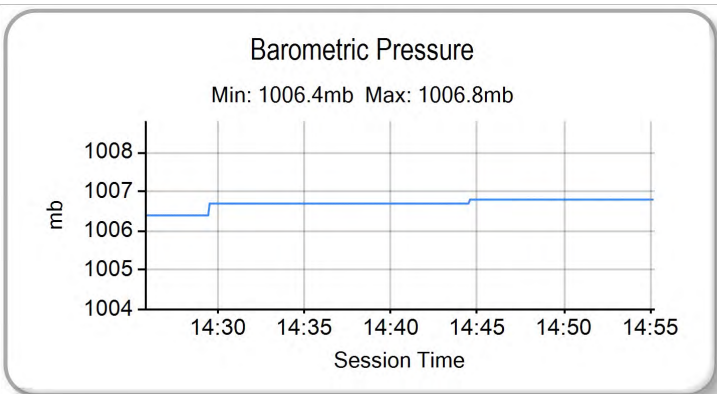
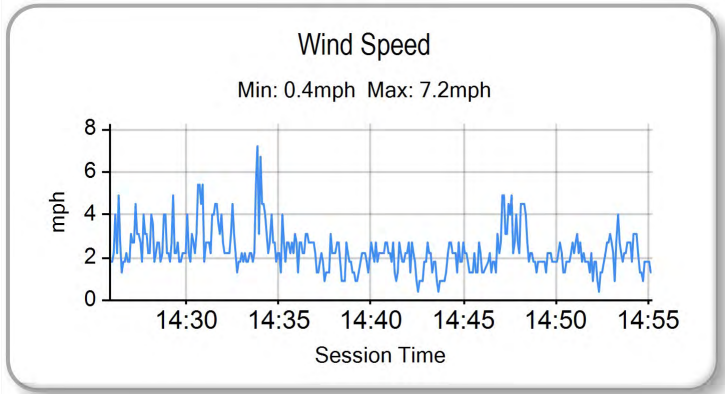
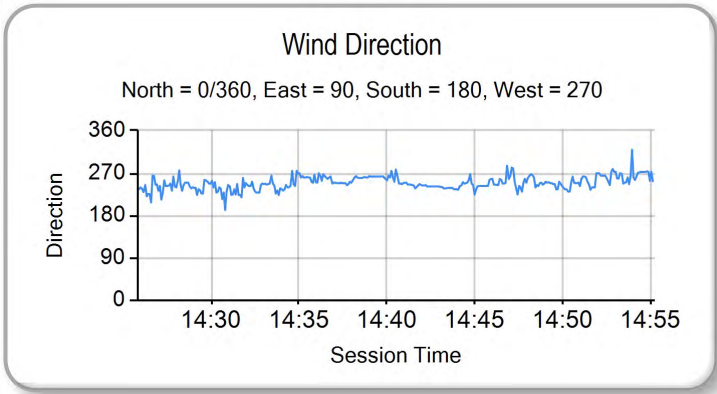
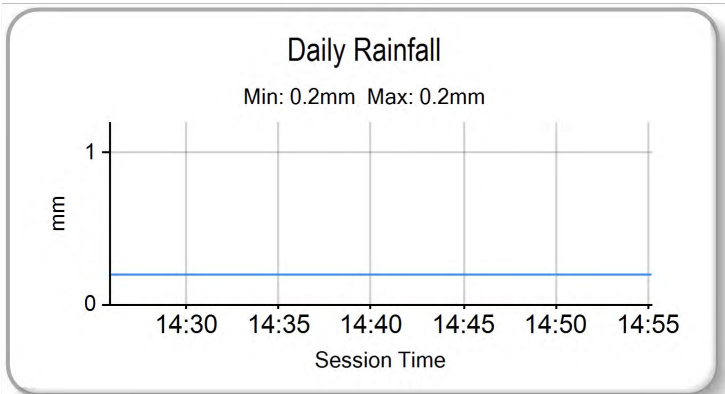
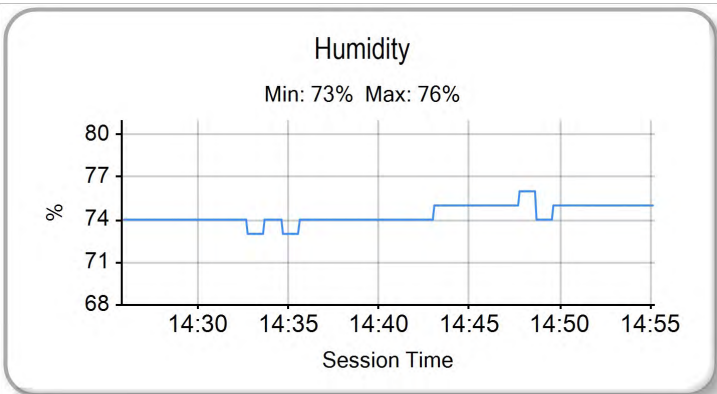
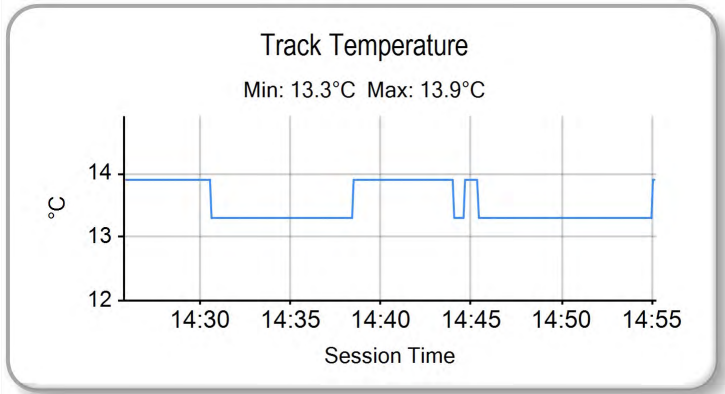
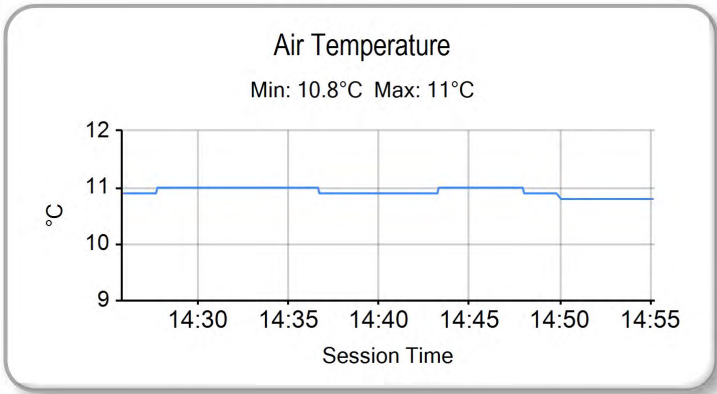
Printed - 15:00 Saturday, 01 April 2017

MCRCB BULLETIN TK137

2017 MCE British Superbike Championship - Round 1

2017 HEL Performance British Motostar Championship

RACE 3 - WEATHER CONDITIONS



Weather / Track : Bright / Dry

Results can be found at www.tsl-timing.com

Donington Park GP
Circuit Length = 2.4873 miles
Start: 14:36 Flag 14:52 End: 14:55

Printed - 15:00 Saturday, 01 April 2017

MCRCB BULLETIN TK139

2017 HEL Performance British Motostar Championship

MOTO 3 GP POINTS AFTER ROUND 1

	TOTAL	GAP	DIFF	31st March-2nd April Donington Park	14th-17th April Brands Hatch Indy	29th April-1st May Oulton Park	16th-18th June Knockhill	30th June-2nd July Snetterton	21st-23rd July Brands Hatch GP	4th-6th August Thruxton	18th-20th August Cadwell Park	8th-10th September Silverstone	15th-17th September Oulton Park	29th Sept-1st October Assen
Tom BOOTH-AMOS	25			25										
Taz TAYLOR	20	5		20										
Eugene McMANUS	16	9	4	16										
Storm STACEY	13	12	3	13										
Jake ARCHER	11	14	2	11										
Lee HINDLE	10	15	1	10										
Edmund BEST	9	16	1	9										
Joel MARKLUND	8	17	1	8										
Jorel BOERBOOM	7	18	1	7										
Mike BROUWERS	6	19	1	6										
Asher DURHAM	5	20	1	5										
Liam DELVES	4	21	1	4										
Sam BURMAN	3	22	1	3										
Tom CARNE	2	23	1	2										
Stephen CAMPBELL	1	24	1	1										
Richard KERR	0	25	1											
Elliot LODGE	0	25	0											
Sam LLEWELLYN	0	25	0											
Josh HODGE	0	25	0											



ROW 11	33	56	Charlie ATKINS	32	76	Elliot PINSON	31	16	Connall COURTNEY
ROW 10	30	95	Ross TURNER	29	23	Sam LLEWELLYN	28	5	Tom ALEXANDER
ROW 9	27	48	Ewan POTTER	26	27	Josh HODGE	25	45	Scott SWANN
ROW 8	24	89	T. Fox MORETON	23	99	Stephen CAMPBELL	22	55	Jack SCOTT
ROW 7	21	54	Sam BURMAN	20	35	Elliot LODGE	19	24	Shane FABER
ROW 6	18	34	Liam DELVES	17	17	Tom CARNE	16	2	Thomas STRUDWICK
ROW 5	15	30	Max COOK	14	19	Victor RODRIGUEZ	13	72	Cameron HORSMAN
ROW 4	12	64	Asher DURHAM	11	20	Joel MARKLUND	10	25	Mike BROUWERS
ROW 3	9	52	Jorel BOERBOOM	8	44	Edmund BEST	7	28	Lee HINDLE
ROW 2	6	15	Eugene McMANUS	5	79	Storm STACEY	4	47	Jake ARCHER
ROW 1	3	6	Taz TAYLOR	2	3	Richard KERR	1	69	Tom BOOTH-AMOS
									Pole

Donington Park GP
Circuit Length = 2.4873 miles

These results are provisional until the conclusion of any judicial and technical matters.

Race Director :	Stewards :	Timekeeper :
-----------------	------------	--------------

Results can be found at www.britishsuperbike.com

Printed - 15:00 Saturday, 01 April 2017



POS	NO	CL	PIC NAME	ENTRY	TIME	ON	LAPS	GAP	DIFF	MPH
1	35		1 Elliot LODGE	FTR - Spike Racing/ SP125	1:39.771	5	5			89.75
2	6		2 Taz TAYLOR	KTM - GAcompetition	1:39.979	5	5	0.208	0.208	89.56
3	69		3 Tom BOOTH-AMOS	KTM - City Lifting RS Racing	1:40.252	5	5	0.481	0.273	89.31
4	3		4 Richard KERR	KTM - North West Racing	1:40.477	3	5	0.706	0.225	89.11
5	47		5 Jake ARCHER	KTM - City lifting / RS Racing	1:40.717	4	5	0.946	0.240	88.90
6	15		6 Eugene McMANUS	KTM - RS Racing/ E15 Racing	1:41.186	5	5	1.415	0.469	88.49
7	52		7 Jorel BOERBOOM	Kalex KTM - Fireplace Warehouse	1:41.268	5	5	1.497	0.082	88.42
8	44		8 Edmund BEST	KTM - SymCirrus Motorsport	1:41.331	4	5	1.560	0.063	88.36
9	17		9 Tom CARNE	Tigcraft - Neatafan/Tigcraft Racing	1:41.960	3	3	2.189	0.629	87.82
10	19	S	1 Victor RODRIGUEZ	Honda NSF - GA Competition	1:42.269	5	5	2.498	0.309	87.55
11	20		10 Joel MARKLUND	KTM - Marklund Solutions / SP125	1:42.943	4	5	3.172	0.674	86.98
12	25		11 Mike BROUWERS	APG Moto - TEC7-Joma / Brouwersracingteam	1:43.077	5	5	3.306	0.134	86.87
13	30	S	2 Max COOK	Honda NSF - Wilson Racing	1:43.155	3	5	3.384	0.078	86.80
14	34		12 Liam DELVES	DR-Moto - Stauff Connect Academy / Dr-Moto	1:43.183	5	5	3.412	0.028	86.78
15	28		13 Lee HINDLE	KTM - JH Motorsport	1:43.191	3	5	3.420	0.008	86.77
16	79		14 Storm STACEY	Kalex - FPW Racing	1:43.201	3	5	3.430	0.010	86.76
17	64		15 Asher DURHAM	Mahindra - Cresswell Racing	1:43.369	5	5	3.598	0.168	86.62
18	55	S	3 Jack SCOTT	Honda NSF - J J Racing	1:43.850	3	5	4.079	0.481	86.22
19	72	S	4 Cameron HORSMAN	Honda NSF - Nova/FAB Racing	1:43.857	3	5	4.086	0.007	86.21
20	54		16 Sam BURMAN	KTM - TeamWNT / Burman Racing	1:44.717	3	5	4.946	0.860	85.51
21	24	S	5 Shane FABER	Honda NSF - Symcirrus Motorsport / Shane Faber Racing	1:44.868	3	3	5.097	0.151	85.38
22	23		17 Sam LLEWELLYN	KTM - SymCirrus Motorsport	1:45.516	5	5	5.745	0.648	84.86
23	99		18 Stephen CAMPBELL	Honda - Campbell Racing	1:45.952	5	5	6.181	0.436	84.51
24	2	S	6 Thomas STRUDWICK	Honda NSF - Case Moto Rapido Moto3	1:46.500	4	5	6.729	0.548	84.07
25	76	S	7 Elliot PINSON	Honda NSF - Cresswell Racing	1:46.674	4	5	6.903	0.174	83.94
26	56	S	8 Charlie ATKINS	Honda NSF - Wilson Racing	1:46.847	4	5	7.076	0.173	83.80
27	45	S	9 Scott SWANN	Honda NSF - Swann Racing	1:47.760	3	5	7.989	0.913	83.09
28	27		19 Josh HODGE	KTM - Team HPR	1:48.543	5	5	8.772	0.783	82.49
29	48	S	10 Ewan POTTER	Honda NSF -	1:49.152	4	5	9.381	0.609	82.03
30	89	S	11 T. Fox MORETON	Honda NSF - Banks Racing / Moto Engineering	1:49.425	3	5	9.654	0.273	81.83
31	95	S	12 Ross TURNER	Honda NSF - RedRat Racing	1:50.096	4	5	10.325	0.671	81.33
32	5	S	13 Tom ALEXANDER	Honda NSF - Wilson Racing	1:53.260	4	4	13.489	3.164	79.06
33	16	S	14 Connall COURTNEY	Honda NSF - Mototech CCR	1:55.704	3	4	15.933	2.444	77.39

Weather / Track : Bright / Dry

These results are provisional until the conclusion of any judicial and technical matters.

Donington Park GP

Circuit Length = 2.4873 miles

Start: 09:54 Flag 10:02 End: 10:05

Race Director :

Stewards :

Timekeeper :

Results can be found at www.britishsuperbike.com

Printed - 10:05 Sunday, 02 April 2017

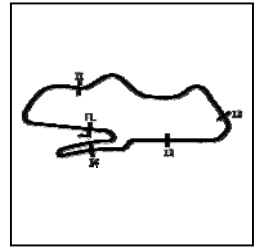


MCRCB BULLETIN TK180

2017 MCE British Superbike Championship - Round 1

2017 HEL Performance British Motostar Championship

WARM-UP - SECTOR ANALYSIS



SECTOR 1 = FL to I1, SECTOR 2 = I1 to I2, SECTOR 3 = I2 to I3, SECTOR 4 = I3 to I4, SECTOR 5 = I4 to FL, DIFF = Difference To Personal Best Lap, P = Crossed Finish Line in Pit Lane, D = Time Disallowed

P1		35		Elliot LODGE		FTR - Spike Racing/ SP125						
IDEAL LAP TIME :		1:39.366		BEST LAP TIME :		1:39.771		DIFFERENCE : 0.405				
LAP	SECTOR 1	SECTOR 2	SECTOR 3	SECTOR 4	SECTOR 5	LAP TIME	MPH	DIFF	TIME OF DAY			
1-	OUTLAP	106.3	28.416	13.397	125.9	12.913	27.167	93.8		09:56:49.207		
2-	21.768	118.1	27.022	13.130	124.0	12.548	26.289	94.6	1:40.757 (3)	88.87	0.986	09:58:29.964
3-	22.035	112.9	27.172	13.602	126.1	12.234	26.452	95.0	1:41.495	88.22	1.724	10:00:11.459
4-	21.588	110.0	26.945	12.903	129.0	12.521	26.414	95.2	1:40.371 (2)	89.21	0.600	10:01:51.830
5-	21.358	117.3	26.977	13.172	123.3	12.338	25.926	94.4	1:39.771 (1)	89.75		10:03:31.601

P2		6		Taz TAYLOR		KTM - GAcompetition						
IDEAL LAP TIME :		1:39.641		BEST LAP TIME :		1:39.979		DIFFERENCE : 0.338				
LAP	SECTOR 1	SECTOR 2	SECTOR 3	SECTOR 4	SECTOR 5	LAP TIME	MPH	DIFF	TIME OF DAY			
1-	OUTLAP	97.3	29.755	13.461	126.3	13.018	26.896	95.3		09:56:52.139		
2-	22.001	114.1	27.387	13.636	126.3	12.676	26.468	95.7	1:42.168	87.64	2.189	09:58:34.307
3-	21.637	116.9	26.973	13.152	125.6	12.651	26.249	96.2	1:40.662 (3)	88.95	0.683	10:00:14.969
4-	21.519	117.9	27.060	13.152	127.8	12.305	26.157	95.2	1:40.193 (2)	89.37	0.214	10:01:55.162
5-	21.396	110.7	27.294	12.961	126.8	12.322	26.006	95.0	1:39.979 (1)	89.56		10:03:35.141

P3		69		Tom BOOTH-AMOS		KTM - City Lifting RS Racing						
IDEAL LAP TIME :		1:40.047		BEST LAP TIME :		1:40.252		DIFFERENCE : 0.205				
LAP	SECTOR 1	SECTOR 2	SECTOR 3	SECTOR 4	SECTOR 5	LAP TIME	MPH	DIFF	TIME OF DAY			
1-	98.2	30.324	13.843	120.6	12.958	26.696	92.5		09:56:46.831			
2-	22.202	111.2	28.369	13.458	121.7	12.700	26.258	93.6	1:42.987	86.94	2.735	09:58:29.818
3-	21.848	112.9	27.475	13.150	124.9	12.413	26.239	94.9	1:41.125 (3)	88.54	0.873	10:00:10.943
4-	21.804	113.3	27.055	12.948	128.5	12.476	26.005	93.6	1:40.288 (2)	89.28	0.036	10:01:51.231
5-	21.643	119.6	27.103	13.077	124.0	12.441	25.988	93.2	1:40.252 (1)	89.31		10:03:31.483

P4		3		Richard KERR		KTM - North West Racing						
IDEAL LAP TIME :		1:40.245		BEST LAP TIME :		1:40.477		DIFFERENCE : 0.232				
LAP	SECTOR 1	SECTOR 2	SECTOR 3	SECTOR 4	SECTOR 5	LAP TIME	MPH	DIFF	TIME OF DAY			
1-	95.0	29.024	13.538	123.3	13.228	27.512	91.3		09:56:48.467			
2-	21.957	109.6	27.331	13.133	121.7	12.683	26.636	93.6	1:41.740 (3)	88.01	1.263	09:58:30.207
3-	21.688	111.6	27.016	13.083	122.6	12.500	26.190	92.8	1:40.477 (1)	89.11		10:00:10.684
4-	21.756	110.1	26.904	13.163	121.7	12.546	26.452	93.1	1:40.821 (2)	88.81	0.344	10:01:51.505
5-	21.568	114.9	27.085	13.646	113.7	13.626	27.413	89.8	1:43.338	86.65	2.861	10:03:34.843

P5		47		Jake ARCHER		KTM - City lifting / RS Racing						
IDEAL LAP TIME :		1:40.558		BEST LAP TIME :		1:40.717		DIFFERENCE : 0.159				
LAP	SECTOR 1	SECTOR 2	SECTOR 3	SECTOR 4	SECTOR 5	LAP TIME	MPH	DIFF	TIME OF DAY			
1-	95.3	30.359	13.629	124.7	13.083	27.661	91.5		09:56:48.078			
2-	22.257	106.1	27.934	13.172	126.6	12.641	26.655	95.3	1:42.659	87.22	1.942	09:58:30.737
3-	21.582	111.4	27.174	13.129	126.1	12.434	26.747	94.9	1:41.066 (2)	88.60	0.349	10:00:11.803
4-	21.711	109.4	27.194	12.985	126.8	12.431	26.396	96.0	1:40.717 (1)	88.90		10:01:52.520
5-	21.620	113.7	27.478	12.975	126.1	12.847	26.396	93.9	1:41.316 (3)	88.38	0.599	10:03:33.836

P6		15		Eugene McMANUS		KTM - RS Racing/ E15 Racing						
IDEAL LAP TIME :		1:40.556		BEST LAP TIME :		1:41.186		DIFFERENCE : 0.630				
LAP	SECTOR 1	SECTOR 2	SECTOR 3	SECTOR 4	SECTOR 5	LAP TIME	MPH	DIFF	TIME OF DAY			
1-	OUTLAP	101.8	29.083	13.380	126.6	13.555	27.889	94.3		09:56:49.454		
2-	21.975	120.6	27.242	13.187	127.3	12.802	26.721	94.4	1:41.927 (3)	87.85	0.741	09:58:31.381
3-	21.731	118.9	26.932	13.304	124.9	12.590	26.811	93.5	1:41.368 (2)	88.33	0.182	10:00:12.749
4-	21.984	114.5	27.975	13.489	125.2	12.665	26.348	94.3	1:42.461	87.39	1.275	10:01:55.210
5-	21.885	118.5	27.054	13.120	127.8	12.425	26.702	94.9	1:41.186 (1)	88.49		10:03:36.396

P7		52		Jorel BOERBOOM		Kalex KTM - Fireplace Warehouse						
IDEAL LAP TIME :		1:41.175		BEST LAP TIME :		1:41.268		DIFFERENCE : 0.093				
LAP	SECTOR 1	SECTOR 2	SECTOR 3	SECTOR 4	SECTOR 5	LAP TIME	MPH	DIFF	TIME OF DAY			
1-	OUTLAP	101.8	29.083	13.380	126.6	13.555	27.889	94.3		09:56:49.454		
2-	21.975	120.6	27.242	13.187	127.3	12.802	26.721	94.4	1:41.927 (3)	87.85	0.741	09:58:31.381
3-	21.731	118.9	26.932	13.304	124.9	12.590	26.811	93.5	1:41.368 (2)	88.33	0.182	10:00:12.749
4-	21.984	114.5	27.975	13.489	125.2	12.665	26.348	94.3	1:42.461	87.39	1.275	10:01:55.210
5-	21.885	118.5	27.054	13.120	127.8	12.425	26.702	94.9	1:41.186 (1)	88.49		10:03:36.396

Weather / Track : Bright / Dry

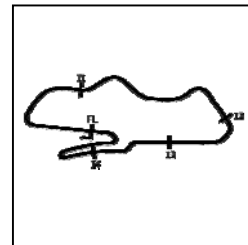
Donington Park GP
Circuit Length = 2.4873 miles
Start: 09:54 Flag 10:02 End: 10:05

MCRCB BULLETIN TK180

2017 MCE British Superbike Championship - Round 1

2017 HEL Performance British Motostar Championship

WARM-UP - SECTOR ANALYSIS



SECTOR 1 = FL to I1, SECTOR 2 = I1 to I2, SECTOR 3 = I2 to I3, SECTOR 4 = I3 to I4, SECTOR 5 = I4 to FL, DIFF = Difference To Personal Best Lap, P = Crossed Finish Line in Pit Lane, D = Time Disallowed

1-	98.3	29.460	13.547	124.2	13.141	28.267	91.6				09:56:49.054	
2-	22.248	114.3	27.803	13.310	124.5	12.556	27.270	92.9	1:43.187	86.77	1.919	09:58:32.241
3-	21.999	117.5	27.302	13.378	123.8	12.549	27.036	91.3	1:42.264 (3)	87.56	0.996	10:00:14.505
4-	21.816	116.7	27.382	13.230	126.6	12.357	26.608	93.2	1:41.393 (2)	88.31	0.125	10:01:55.898
5-	21.830	116.7	27.286	13.109	125.4	12.436	26.607	93.2	1:41.268 (1)	88.42		10:03:37.166

P8	44	Edmund BEST	KTM - SymCircus Motorsport								
IDEAL LAP TIME : 1:41.234			BEST LAP TIME : 1:41.331			DIFFERENCE : 0.097					

LAP	SECTOR 1	SECTOR 2	SECTOR 3	SECTOR 4	SECTOR 5	LAP TIME	MPH	DIFF	TIME OF DAY			
1-	OUTLAP	102.4	29.201	13.578	123.8	13.698	28.086	91.9		09:56:50.657		
2-	22.545	108.5	27.483	13.270	121.5	12.694	27.310	91.9	1:43.302	86.68	1.971	09:58:33.959
3-	22.068	112.7	27.156	13.214	123.3	12.534	26.872	92.3	1:41.844 (2)	87.92	0.513	10:00:15.803
4-	22.027	114.5	27.165	13.057	123.5	12.432	26.650	92.1	1:41.331 (1)	88.36		10:01:57.134
5-	21.939	115.3	27.241	13.323	121.5	12.528	26.844	91.9	1:41.875 (3)	87.89	0.544	10:03:39.009

P9	17	Tom CARNE	Tigcraft - Neatafan/Tigcraft Racing								
IDEAL LAP TIME : 1:41.369			BEST LAP TIME : 1:41.960			DIFFERENCE : 0.591					

LAP	SECTOR 1	SECTOR 2	SECTOR 3	SECTOR 4	SECTOR 5	LAP TIME	MPH	DIFF	TIME OF DAY			
1-	OUTLAP	95.7	28.538	13.773	116.5	13.069	27.053	90.3		09:58:27.666		
2-	22.261	114.7	27.329	13.432	118.3	12.730	26.706	89.3	1:42.458 (2)	87.39	0.498	10:00:10.124
3-	22.116	116.3	27.318	13.091	122.4	12.924	26.511	92.8	1:41.960 (1)	87.82		10:01:52.084

P10	19 S	Victor RODRIGUEZ	Honda NSF - GA Competition								
IDEAL LAP TIME : 1:42.007			BEST LAP TIME : 1:42.269			DIFFERENCE : 0.262					

LAP	SECTOR 1	SECTOR 2	SECTOR 3	SECTOR 4	SECTOR 5	LAP TIME	MPH	DIFF	TIME OF DAY			
1-	OUTLAP	101.6	30.013	13.970	120.9	13.549	28.343	88.8		09:56:55.738		
2-	22.668	108.5	27.576	13.322	118.9	12.613	27.139	89.2	1:43.318	86.66	1.049	09:58:39.056
3-	22.128	117.5	27.715	13.357	120.9	12.878	26.765	90.8	1:42.843 (2)	87.06	0.574	10:00:21.899
4-	22.186	115.3	28.011	13.422	118.9	12.692	26.582	90.8	1:42.893 (3)	87.02	0.624	10:02:04.792
5-	22.164	117.5	27.362	13.482	118.5	12.625	26.636	90.3	1:42.269 (1)	87.55		10:03:47.061

P11	20	Joel MARKLUND	KTM - Marklund Solutions / SP125								
IDEAL LAP TIME : 1:42.797			BEST LAP TIME : 1:42.943			DIFFERENCE : 0.146					

LAP	SECTOR 1	SECTOR 2	SECTOR 3	SECTOR 4	SECTOR 5	LAP TIME	MPH	DIFF	TIME OF DAY			
1-	OUTLAP	97.8	29.775	13.792	124.0	14.184	28.059	92.9		09:56:56.531		
2-	22.721	113.9	28.016	13.932	120.4	12.900	27.319	93.1	1:44.888	85.37	1.945	09:58:41.419
3-	22.260	115.3	27.826	13.548	124.0	12.955	27.098	93.2	1:43.687 (2)	86.36	0.744	10:00:25.106
4-	22.340	117.5	27.715	13.473	124.2	12.692	26.723	93.6	1:42.943 (1)	86.98		10:02:08.049
5-	22.324	108.5	28.423	13.407	124.0	12.866	26.802	93.2	1:43.822 (3)	86.24	0.879	10:03:51.871

P12	25	Mike BROUWERS	APG Moto - TEC7-Joma / Brouwersracingteam								
IDEAL LAP TIME : 1:42.985			BEST LAP TIME : 1:43.077			DIFFERENCE : 0.092					

LAP	SECTOR 1	SECTOR 2	SECTOR 3	SECTOR 4	SECTOR 5	LAP TIME	MPH	DIFF	TIME OF DAY			
1-	OUTLAP	100.6	29.820	13.871	117.7	13.817	29.378	88.3		09:56:58.415		
2-	23.013	110.3	28.226	13.603	117.5	13.056	27.900	88.4	1:45.798	84.63	2.721	09:58:44.213
3-	22.564	115.5	27.462	13.506	116.5	12.791	27.489	88.8	1:43.812 (3)	86.25	0.735	10:00:28.025
4-	22.478	115.1	27.212	13.402	117.9	12.860	27.646	87.6	1:43.598 (2)	86.43	0.521	10:02:11.623
5-	22.435	115.3	27.181	13.337	117.3	12.883	27.241	87.5	1:43.077 (1)	86.87		10:03:54.700

P13	30 S	Max COOK	Honda NSF - Wilson Racing								
IDEAL LAP TIME : 1:42.804			BEST LAP TIME : 1:43.155			DIFFERENCE : 0.351					

LAP	SECTOR 1	SECTOR 2	SECTOR 3	SECTOR 4	SECTOR 5	LAP TIME	MPH	DIFF	TIME OF DAY			
1-	OUTLAP	96.9	29.773	14.062	116.5	13.299	27.560	88.8		09:57:25.840		
2-	22.630	107.2	28.217	13.584	117.7	12.849	26.689	89.8	1:43.969 (3)	86.12	0.814	09:59:09.809
3-	22.310	110.1	27.940	13.622	117.3	12.748	26.535	90.4	1:43.155 (1)	86.80		10:00:52.964
4-	22.214	112.9	28.052	13.553	118.3	12.624	27.233	88.3	1:43.676 (2)	86.36	0.521	10:02:36.640
5-	22.998	97.3	29.078	13.491	119.8	13.137	27.017	88.2	1:45.721	84.69	2.566	10:04:22.361

Weather / Track : Bright / Dry

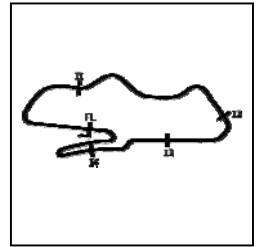
Donington Park GP
 Circuit Length = 2.4873 miles
 Start: 09:54 Flag 10:02 End: 10:05

MCRCB BULLETIN TK180

2017 MCE British Superbike Championship - Round 1

2017 HEL Performance British Motostar Championship

WARM-UP - SECTOR ANALYSIS



SECTOR 1 = FL to I1, SECTOR 2 = I1 to I2, SECTOR 3 = I2 to I3, SECTOR 4 = I3 to I4, SECTOR 5 = I4 to FL, DIFF = Difference To Personal Best Lap, P = Crossed Finish Line in Pit Lane, D = Time Disallowed

P14 34		Liam DELVES		DR-Moto - Stauff Connect Academy / Dr-Moto								
IDEAL LAP TIME : 1:43.032		BEST LAP TIME : 1:43.183		DIFFERENCE : 0.151								
LAP	SECTOR 1	SECTOR 2	SECTOR 3	SECTOR 4	SECTOR 5	LAP TIME	MPH	DIFF	TIME OF DAY			
1-	OUTLAP	104.8	28.625	13.431	124.9	13.555	28.517	89.7		09:56:51.619		
2-	22.327	114.1	27.538	13.572	122.2	13.100	27.701	91.9	1:44.238	85.90	1.055	09:58:35.857
3-	22.077	119.1	27.346	13.438	120.2	13.013	27.597	89.9	1:43.471 (2)	86.54	0.288	10:00:19.328
4-	22.201	119.6	27.536	13.413	120.0	13.031	27.657	90.8	1:43.838 (3)	86.23	0.655	10:02:03.166
5-	22.228	117.7	27.315	13.396	119.6	12.921	27.323	89.7	1:43.183 (1)	86.78		10:03:46.349

P15 28		Lee HINDLE		KTM - JH Motorsport								
IDEAL LAP TIME : 1:43.106		BEST LAP TIME : 1:43.191		DIFFERENCE : 0.085								
LAP	SECTOR 1	SECTOR 2	SECTOR 3	SECTOR 4	SECTOR 5	LAP TIME	MPH	DIFF	TIME OF DAY			
1-	OUTLAP	94.2	30.665	14.076	120.2	14.043	28.313	92.0		09:56:53.495		
2-	22.816	107.3	28.118	13.641	120.4	12.894	27.377	93.1	1:44.846	85.40	1.655	09:58:38.341
3-	22.413	105.5	27.794	13.438	122.2	12.689	26.857	93.8	1:43.191 (1)	86.77		10:00:21.532
4-	22.328	110.7	28.940	13.810	122.2	12.766	26.994	93.6	1:44.838 (3)	85.41	1.647	10:02:06.370
5-	22.530	101.3	28.185	13.587	120.0	12.864	27.274	91.6	1:44.440 (2)	85.73	1.249	10:03:50.810

P16 79		Storm STACEY		Kalex - FPW Racing								
IDEAL LAP TIME : 1:42.380		BEST LAP TIME : 1:43.201		DIFFERENCE : 0.821								
LAP	SECTOR 1	SECTOR 2	SECTOR 3	SECTOR 4	SECTOR 5	LAP TIME	MPH	DIFF	TIME OF DAY			
1-	OUTLAP	90.6	30.233	14.027	123.5	13.491	28.452	92.8		09:56:55.606		
2-	22.117	111.4	27.348	13.157	126.1	13.115	27.736	94.3	1:43.473 (2)	86.53	0.272	09:58:39.079
3-	21.998	107.0	27.992	13.159	125.9	12.978	27.074	94.7	1:43.201 (1)	86.76		10:00:22.280
4-	22.190	108.5	28.599	13.650	122.4	12.803	27.110	95.6	1:44.352 (3)	85.81	1.151	10:02:06.632
5-	22.549	99.1	28.449	13.293	129.0	13.025	27.157	93.5	1:44.473	85.71	1.272	10:03:51.105

P17 64		Asher DURHAM		Mahindra - Cresswell Racing								
IDEAL LAP TIME : 1:43.293		BEST LAP TIME : 1:43.369		DIFFERENCE : 0.076								
LAP	SECTOR 1	SECTOR 2	SECTOR 3	SECTOR 4	SECTOR 5	LAP TIME	MPH	DIFF	TIME OF DAY			
1-	OUTLAP	87.2	30.699	13.855	121.5	13.316	28.102	90.7		09:57:12.605		
2-	22.568	106.0	27.987	13.477	123.8	12.881	27.363	92.7	1:44.276 (3)	85.87	0.907	09:58:56.881
3-	22.306	110.5	27.990	13.472	123.5	12.913	27.203	92.3	1:43.884 (2)	86.19	0.515	10:00:40.765
4-	22.211	110.5	27.943	13.515	123.8	13.202	27.824	92.8	1:44.695	85.52	1.326	10:02:25.460
5-	22.277	109.1	27.682	13.443	122.4	12.891	27.076	93.1	1:43.369 (1)	86.62		10:04:08.829

P18 55 S		Jack SCOTT		Honda NSF - J J Racing								
IDEAL LAP TIME : 1:43.794		BEST LAP TIME : 1:43.850		DIFFERENCE : 0.056								
LAP	SECTOR 1	SECTOR 2	SECTOR 3	SECTOR 4	SECTOR 5	LAP TIME	MPH	DIFF	TIME OF DAY			
1-		98.5	31.013	14.228	112.7	13.873	28.455	88.3		09:56:56.127		
2-	22.944	107.5	27.835	13.691	113.1	13.017	27.217	89.3	1:44.704 (2)	85.52	0.854	09:58:40.831
3-	22.571	112.9	27.795	13.623	113.5	12.995	26.866	89.2	1:43.850 (1)	86.22		10:00:24.681
4-	22.515	115.5	28.180	14.109	106.1	13.453	28.811	74.4	1:47.068 (3)	83.63	3.218	10:02:11.749
5-	26.282	87.4	31.192	15.441	103.5	13.884	28.017	83.4	1:54.816	77.98	10.966	10:04:06.565

P19 72 S		Cameron HORSMAN		Honda NSF - Nova/FAB Racing								
IDEAL LAP TIME : 1:43.354		BEST LAP TIME : 1:43.857		DIFFERENCE : 0.503								
LAP	SECTOR 1	SECTOR 2	SECTOR 3	SECTOR 4	SECTOR 5	LAP TIME	MPH	DIFF	TIME OF DAY			
1-	OUTLAP	101.8	30.300	14.137	114.9	13.545	28.554	86.1		09:56:55.199		
2-	22.902	118.5	27.637	13.678	115.5	13.030	27.488	87.2	1:44.735 (3)	85.49	0.878	09:58:39.934
3-	22.418	120.0	27.504	13.760	114.3	13.001	27.174	87.5	1:43.857 (1)	86.21		10:00:23.791
4-	22.509	120.0	27.419	13.437	117.1	13.072	27.462	87.8	1:43.899 (2)	86.18	0.042	10:02:07.690
5-	22.960	110.3	28.299	13.764	115.7	12.906	27.591	86.8	1:45.520	84.86	1.663	10:03:53.210

P20 54		Sam BURMAN		KTM - TeamWNT / Burman Racing								
IDEAL LAP TIME : 1:43.565		BEST LAP TIME : 1:44.717		DIFFERENCE : 1.152								
LAP	SECTOR 1	SECTOR 2	SECTOR 3	SECTOR 4	SECTOR 5	LAP TIME	MPH	DIFF	TIME OF DAY			
1-	OUTLAP	101.8	30.300	14.137	114.9	13.545	28.554	86.1		09:56:55.199		
2-	22.902	118.5	27.637	13.678	115.5	13.030	27.488	87.2	1:44.735 (3)	85.49	0.878	09:58:39.934
3-	22.418	120.0	27.504	13.760	114.3	13.001	27.174	87.5	1:43.857 (1)	86.21		10:00:23.791
4-	22.509	120.0	27.419	13.437	117.1	13.072	27.462	87.8	1:43.899 (2)	86.18	0.042	10:02:07.690
5-	22.960	110.3	28.299	13.764	115.7	12.906	27.591	86.8	1:45.520	84.86	1.663	10:03:53.210

Weather / Track : Bright / Dry

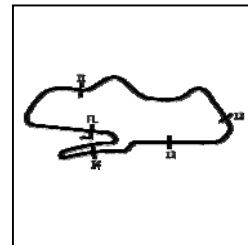
Donington Park GP
Circuit Length = 2.4873 miles
Start: 09:54 Flag 10:02 End: 10:05

MCRCB BULLETIN TK180

2017 MCE British Superbike Championship - Round 1

2017 HEL Performance British Motostar Championship

WARM-UP - SECTOR ANALYSIS



SECTOR 1 = FL to I1, SECTOR 2 = I1 to I2, SECTOR 3 = I2 to I3, SECTOR 4 = I3 to I4, SECTOR 5 = I4 to FL, DIFF = Difference To Personal Best Lap, P = Crossed Finish Line in Pit Lane, D = Time Disallowed

1-	95.1	29.461	13.687	124.0	13.632	28.057	92.9				09:56:50.481	
2-	22.642	108.2	28.343	13.749	121.1	13.479	27.680	94.3	1:45.893	84.56	1.176	09:58:36.374
3-	22.403	111.4	28.086	13.692	123.5	13.038	27.498	94.3	1:44.717 (1)	85.51		10:00:21.091
4-	22.603	108.9	28.973	13.578	124.9	12.842	26.835	94.0	1:44.831 (2)	85.41	0.114	10:02:05.922
5-	22.865	100.1	28.638	13.399	126.6	13.039	27.884	92.3	1:45.825 (3)	84.61	1.108	10:03:51.747

P21	24 S	Shane FABER	Honda NSF - Symcirrus Motorsport / Shane Faber Racing									
IDEAL LAP TIME : 1:44.547		BEST LAP TIME : 1:44.868		DIFFERENCE : 0.321								

LAP	SECTOR 1	SECTOR 2	SECTOR 3	SECTOR 4	SECTOR 5	LAP TIME	MPH	DIFF	TIME OF DAY			
1-	93.7	29.932	13.978	117.3	13.918	28.467	88.9		09:56:51.352			
2-	23.015	105.6	27.976	13.517	120.0	13.193	27.617	90.1	1:45.318 (2)	85.02	0.450	09:58:36.670
3-	22.455	108.2	28.279	13.535	118.7	13.064	27.535	88.2	1:44.868 (1)	85.38		10:00:21.538

P22	23	Sam LLEWELLYN	KTM - SymCirrus Motorsport									
IDEAL LAP TIME : 1:43.859		BEST LAP TIME : 1:45.516		DIFFERENCE : 1.657								

LAP	SECTOR 1	SECTOR 2	SECTOR 3	SECTOR 4	SECTOR 5	LAP TIME	MPH	DIFF	TIME OF DAY			
1-	OUTLAP	98.1	29.206	13.654	126.8	13.491	28.202	92.9		09:56:51.014		
2-	22.632	106.3	27.690	13.398	124.9	13.165	36.697	86.1	1:53.582 (2)	78.83	8.066	09:58:44.596
3-	24.277	98.5	32.232	14.802	114.3	14.020	IN PIT		1:53.198 P	79.10	7.682	10:00:37.794
4-	OUTLAP	106.8	28.579	13.698	123.1	13.258	27.190	92.5	2:12.054	67.80	26.538	10:02:49.848
5-	22.924	99.1	28.621	13.527	123.1	12.949	27.495	88.8	1:45.516 (1)	84.86		10:04:35.364

P23	99	Stephen CAMPBELL	Honda - Campbell Racing									
IDEAL LAP TIME : 1:45.275		BEST LAP TIME : 1:45.952		DIFFERENCE : 0.677								

LAP	SECTOR 1	SECTOR 2	SECTOR 3	SECTOR 4	SECTOR 5	LAP TIME	MPH	DIFF	TIME OF DAY			
1-	OUTLAP	87.7	32.058	14.381	112.2	13.908	30.407	85.5		09:57:06.371		
2-	23.771	100.7	29.078	14.143	113.5	13.135	28.605	87.0	1:48.732	82.35	2.780	09:58:55.103
3-	23.322	107.5	28.631	13.950	114.3	13.037	28.003	87.8	1:46.943 (3)	83.73	0.991	10:00:42.046
4-	22.653	114.1	28.400	13.853	114.7	13.031	28.136	87.1	1:46.073 (2)	84.41	0.121	10:02:28.119
5-	22.960	111.4	27.902	13.686	115.5	13.137	28.267	86.6	1:45.952 (1)	84.51		10:04:14.071

P24	2 S	Thomas STRUDWICK	Honda NSF - Case Moto Rapido Moto3									
IDEAL LAP TIME : 1:45.892		BEST LAP TIME : 1:46.500		DIFFERENCE : 0.608								

LAP	SECTOR 1	SECTOR 2	SECTOR 3	SECTOR 4	SECTOR 5	LAP TIME	MPH	DIFF	TIME OF DAY			
1-	OUTLAP	89.7	30.750	14.221	114.9	13.696	29.086	87.6		09:57:14.162		
2-	23.314	106.1	28.750	13.652	117.9	13.194	28.913	88.2	1:47.823	83.04	1.323	09:59:01.985
3-	23.147	105.0	28.861	13.775	117.3	13.283	28.420	87.3	1:47.486 (3)	83.30	0.986	10:00:49.471
4-	22.922	102.7	28.378	13.690	118.3	13.039	28.471	87.7	1:46.500 (1)	84.07		10:02:35.971
5-	23.367	99.5	29.061	13.653	117.9	13.261	27.901	89.2	1:47.243 (2)	83.49	0.743	10:04:23.214

P25	76 S	Elliot PINSON	Honda NSF - Cresswell Racing									
IDEAL LAP TIME : 1:46.031		BEST LAP TIME : 1:46.674		DIFFERENCE : 0.643								

LAP	SECTOR 1	SECTOR 2	SECTOR 3	SECTOR 4	SECTOR 5	LAP TIME	MPH	DIFF	TIME OF DAY			
1-	OUTLAP	85.0	32.070	14.531	110.3	14.570	30.003	85.0		09:57:06.560		
2-	23.953	100.6	29.175	14.034	113.3	13.404	28.409	85.9	1:48.975	82.16	2.301	09:58:55.535
3-	23.436	105.0	28.637	13.772	114.7	13.237	27.877	86.6	1:46.959 (2)	83.71	0.285	10:00:42.494
4-	23.122	108.9	28.693	13.915	115.1	13.185	27.759	85.9	1:46.674 (1)	83.94		10:02:29.168
5-	23.703	98.6	28.932	13.762	113.1	13.265	27.325	86.9	1:46.987 (3)	83.69	0.313	10:04:16.155

P26	56 S	Charlie ATKINS	Honda NSF - Wilson Racing									
IDEAL LAP TIME :		BEST LAP TIME : 1:46.847		DIFFERENCE :								

LAP	SECTOR 1	SECTOR 2	SECTOR 3	SECTOR 4	SECTOR 5	LAP TIME	MPH	DIFF	TIME OF DAY
1-									09:57:15.921
2-						1:48.122	82.81	1.275	09:59:04.043
3-						1:47.318 (2)	83.43	0.471	10:00:51.361
4-						1:46.847 (1)	83.80		10:02:38.208
5-						1:47.622 (3)	83.20	0.775	10:04:25.830

Weather / Track : Bright / Dry

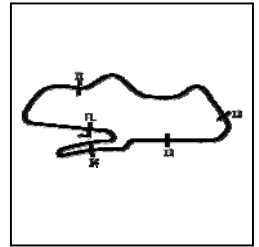
Donington Park GP
Circuit Length = 2.4873 miles
Start: 09:54 Flag 10:02 End: 10:05

MCRCB BULLETIN TK180

2017 MCE British Superbike Championship - Round 1

2017 HEL Performance British Motostar Championship

WARM-UP - SECTOR ANALYSIS



SECTOR 1 = FL to I1, SECTOR 2 = I1 to I2, SECTOR 3 = I2 to I3, SECTOR 4 = I3 to I4, SECTOR 5 = I4 to FL, DIFF = Difference To Personal Best Lap, P = Crossed Finish Line in Pit Lane, D = Time Disallowed

P27 45 S		Scott SWANN		Honda NSF - Swann Racing								
IDEAL LAP TIME : 1:47.059		BEST LAP TIME : 1:47.760		DIFFERENCE : 0.701								
LAP	SECTOR 1	SECTOR 2	SECTOR 3	SECTOR 4	SECTOR 5	LAP TIME	MPH	DIFF	TIME OF DAY			
1-		91.4	30.712	13.876	<i>117.9</i>	14.246	29.891	87.3		09:56:58.870		
2-	23.178	<i>112.9</i>	<i>28.777</i>	<i>13.804</i>	117.7	14.168	28.810	<i>89.4</i>	1:48.737 (3)	82.34	0.977	09:58:47.607
3-	<i>22.790</i>	110.9	29.270	14.012	114.3	<i>13.489</i>	<i>28.199</i>	87.2	<i>1:47.760</i> (1)	<i>83.09</i>		<i>10:00:35.367</i>
4-	23.141	108.4	28.987	13.969	113.9	13.656	28.473	86.6	1:48.226 (2)	82.73	0.466	10:02:23.593
5-	23.738	104.0	30.384	14.249	115.7	13.855	29.011	86.3	1:51.237	80.49	3.477	10:04:14.830

P28 27		Josh HODGE		KTM - Team HPR								
IDEAL LAP TIME : 1:48.221		BEST LAP TIME : 1:48.543		DIFFERENCE : 0.322								
LAP	SECTOR 1	SECTOR 2	SECTOR 3	SECTOR 4	SECTOR 5	LAP TIME	MPH	DIFF	TIME OF DAY			
1-		97.3	30.550	14.404	<i>116.7</i>	14.008	29.726	89.8				09:56:56.909
2-	23.592	<i>112.2</i>	29.451	14.130	115.5	13.752	28.889	89.6	1:49.814 (3)	81.54	1.271	09:58:46.723
3-	23.513	110.9	29.239	14.293	114.5	13.833	28.957	<i>90.2</i>	1:49.835	81.52	1.292	10:00:36.558
4-	23.529	108.2	28.962	14.240	114.7	13.711	<i>28.289</i>	89.7	1:48.731 (2)	82.35	0.188	10:02:25.289
5-	<i>23.370</i>	109.1	<i>28.901</i>	<i>14.102</i>	115.5	<i>13.559</i>	28.611	89.6	<i>1:48.543</i> (1)	<i>82.49</i>		<i>10:04:13.832</i>

P29 48 S		Ewan POTTER		Honda NSF -								
IDEAL LAP TIME : 1:48.336		BEST LAP TIME : 1:49.152		DIFFERENCE : 0.816								
LAP	SECTOR 1	SECTOR 2	SECTOR 3	SECTOR 4	SECTOR 5	LAP TIME	MPH	DIFF	TIME OF DAY			
1-	OUTLAP	97.2	31.284	14.410	113.5	14.740	29.292	88.9				09:56:57.816
2-	23.639	105.5	28.922	14.011	<i>116.1</i>	13.995	29.034	<i>89.9</i>	1:49.601 (3)	81.70	0.449	09:58:47.417
3-	23.554	106.0	29.060	14.192	114.5	<i>13.661</i>	29.506	89.6	1:49.973	81.42	0.821	10:00:37.390
4-	<i>23.467</i>	<i>106.8</i>	<i>28.841</i>	14.033	114.9	13.909	28.902	87.8	<i>1:49.152</i> (1)	<i>82.03</i>		<i>10:02:26.542</i>
5-	23.853	96.9	29.184	<i>13.910</i>	115.3	13.780	<i>28.457</i>	88.2	1:49.184 (2)	82.01	0.032	10:04:15.726

P30 89 S		T. Fox MORETON		Honda NSF - Banks Racing / Moto Engineering								
IDEAL LAP TIME : 1:48.717		BEST LAP TIME : 1:49.425		DIFFERENCE : 0.708								
LAP	SECTOR 1	SECTOR 2	SECTOR 3	SECTOR 4	SECTOR 5	LAP TIME	MPH	DIFF	TIME OF DAY			
1-	OUTLAP	90.5	30.981	14.438	115.1	13.815	29.827	86.1				09:57:01.813
2-	24.045	101.8	29.081	14.241	115.9	13.335	<i>29.058</i>	86.2	1:49.760 (2)	81.58	0.335	09:58:51.573
3-	23.813	105.1	<i>28.785</i>	<i>14.029</i>	<i>116.3</i>	<i>13.266</i>	29.532	<i>86.4</i>	<i>1:49.425</i> (1)	<i>81.83</i>		<i>10:00:40.998</i>
4-	<i>23.579</i>	<i>106.5</i>	29.257	14.249	116.1	13.599	31.224	85.7	1:51.908 (3)	80.01	2.483	10:02:32.906
5-	25.483	86.4	31.742	14.338	114.1	13.936	31.615	86.2	1:57.114	76.45	7.689	10:04:30.020

P31 95 S		Ross TURNER		Honda NSF - RedRat Racing								
IDEAL LAP TIME : 1:49.943		BEST LAP TIME : 1:50.096		DIFFERENCE : 0.153								
LAP	SECTOR 1	SECTOR 2	SECTOR 3	SECTOR 4	SECTOR 5	LAP TIME	MPH	DIFF	TIME OF DAY			
1-	OUTLAP	91.4	32.720	14.991	111.1	14.715	30.264	87.0				09:57:26.721
2-	23.880	102.9	30.500	14.387	114.9	13.825	29.123	<i>89.2</i>	1:51.715 (3)	80.15	1.619	09:59:18.436
3-	<i>23.778</i>	104.6	30.085	14.116	115.5	13.764	<i>28.682</i>	88.6	1:50.425 (2)	81.09	0.329	10:01:08.861
4-	23.850	<i>109.1</i>	<i>29.790</i>	<i>14.103</i>	<i>116.3</i>	<i>13.590</i>	28.763	86.8	<i>1:50.096</i> (1)	<i>81.33</i>		<i>10:02:58.957</i>
5-	23.897	95.7	30.820	14.449	113.5	14.458	29.812	87.6	1:53.436	78.93	3.340	10:04:52.393

P32 5 S		Tom ALEXANDER		Honda NSF - Wilson Racing								
IDEAL LAP TIME : 1:53.240		BEST LAP TIME : 1:53.260		DIFFERENCE : 0.020								
LAP	SECTOR 1	SECTOR 2	SECTOR 3	SECTOR 4	SECTOR 5	LAP TIME	MPH	DIFF	TIME OF DAY			
1-	OUTLAP	89.4	33.502	15.200	109.2	15.293	31.555	85.3				09:57:52.844
2-	25.583	91.4	31.366	14.742	<i>112.5</i>	14.515	30.162	86.6	1:56.368 (3)	76.94	3.108	09:59:49.212
3-	<i>24.778</i>	<i>97.9</i>	30.560	14.833	111.8	14.435	29.670	<i>87.6</i>	1:54.276 (2)	78.35	1.016	10:01:43.488
4-	24.798	96.6	<i>30.459</i>	<i>14.461</i>	<i>112.5</i>	<i>14.116</i>	<i>29.426</i>	85.5	<i>1:53.260</i> (1)	<i>79.06</i>		<i>10:03:36.748</i>

P33 16 S		Connall COURTNEY		Honda NSF - Mototech CCR								
IDEAL LAP TIME : 1:55.207		BEST LAP TIME : 1:55.704		DIFFERENCE : 0.497								
LAP	SECTOR 1	SECTOR 2	SECTOR 3	SECTOR 4	SECTOR 5	LAP TIME	MPH	DIFF	TIME OF DAY			
1-	OUTLAP	81.4	34.615	15.475	111.8	15.820	33.307	84.8				09:58:10.319

Weather / Track : Bright / Dry

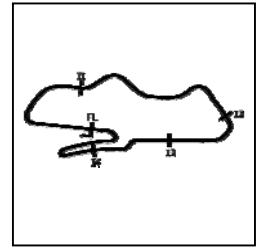
Donington Park GP
Circuit Length = 2.4873 miles
Start: 09:54 Flag 10:02 End: 10:05

MCRCB BULLETIN TK180

2017 MCE British Superbike Championship - Round 1

2017 HEL Performance British Motostar Championship

WARM-UP - SECTOR ANALYSIS



SECTOR 1 = FL to I1, SECTOR 2 = I1 to I2, SECTOR 3 = I2 to I3, SECTOR 4 = I3 to I4, SECTOR 5 = I4 to FL, DIFF = Difference To Personal Best Lap, P = Crossed Finish Line in Pit Lane, D = Time Disallowed

2 -	24.876	91.3	31.671	14.767	112.9	14.954	31.921	85.8	1:58.189 (3)	75.76	2.485	10:00:08.508
3 -	24.524	92.9	30.601	14.500	116.3	14.357	31.722	85.1	1:55.704 (1)	77.39		10:02:04.212
4 -	24.258	92.6	31.359	14.458	115.7	14.456	31.533	81.1	1:56.064 (2)	77.15	0.360	10:04:00.276

MCRCB BULLETIN TK181**2017 MCE British Superbike Championship - Round 1****2017 HEL Performance British Motostar Championship****WARM-UP - BEST SPEEDS**

POS	INTERMEDIATE 1		INTERMEDIATE 2		INTERMEDIATE 3		INTERMEDIATE 4		FINISH LINE			
	NO	NAME	MPH	NO	NAME	MPH	NO	NAME	MPH	NO	NAME	MPH
1	15	McMANUS	120.6			35	LODGE	129.0		6	TAYLOR	96.2
2	17	CARNE	120.4			79	STACEY	129.0		47	ARCHER	96.0
3	72	HORSMAN	120.0			69	BOOTH-AMOS	128.5		79	STACEY	95.6
4	34	DELVES	119.6			6	TAYLOR	127.8		35	LODGE	95.2
5	69	BOOTH-AMOS	119.6			15	McMANUS	127.8		15	McMANUS	94.9
6	35	LODGE	118.1			23	LLEWELLYN	126.8		69	BOOTH-AMOS	94.9
7	6	TAYLOR	117.9			47	ARCHER	126.8		54	BURMAN	94.3
8	20	MARKLUND	117.5			52	BOERBOOM	126.6		28	HINDLE	93.8
9	52	BOERBOOM	117.5			54	BURMAN	126.6		3	KERR	93.6
10	19	RODRIGUEZ	117.5			34	DELVES	124.9		20	MARKLUND	93.6
11	25	BROUWERS	115.5			20	MARKLUND	124.2		52	BOERBOOM	93.2
12	55	SCOTT	115.5			44	BEST	123.8		64	DURHAM	93.1
13	44	BEST	115.3			64	DURHAM	123.8		23	LLEWELLYN	92.9
14	3	KERR	114.9			3	KERR	123.3		17	CARNE	92.8
15	99	CAMPBELL	114.1			17	CARNE	122.4		44	BEST	92.3
16	47	ARCHER	113.7			28	HINDLE	122.2		34	DELVES	91.9
17	30	COOK	112.9			19	RODRIGUEZ	120.9		19	RODRIGUEZ	90.8
18	45	SWANN	112.9			24	FABER	120.0		30	COOK	90.4
19	27	HODGE	112.2			30	COOK	119.8		27	HODGE	90.2
20	54	BURMAN	111.4			2	STRUDWICK	118.3		24	FABER	90.1
21	79	STACEY	111.4			25	BROUWERS	117.9		48	POTTER	89.9
22	28	HINDLE	110.7			45	SWANN	117.9		45	SWANN	89.4
23	64	DURHAM	110.5			72	HORSMAN	117.1		55	SCOTT	89.3
24	24	FABER	109.8			27	HODGE	116.7		2	STRUDWICK	89.2
25	95	TURNER	109.1			16	COURTNEY	116.3		95	TURNER	89.2
26	76	PINSON	108.9			89	MORETON	116.3		25	BROUWERS	88.8
27	23	LLEWELLYN	106.8			95	TURNER	116.3		99	CAMPBELL	87.8
28	48	POTTER	106.8			48	POTTER	116.1		72	HORSMAN	87.8
29	89	MORETON	106.5			99	CAMPBELL	115.5		5	ALEXANDER	87.6
30	2	STRUDWICK	106.1			76	PINSON	115.1		76	PINSON	86.9
31	5	ALEXANDER	97.9			55	SCOTT	113.5		89	MORETON	86.4
32	16	COURTNEY	92.9			5	ALEXANDER	112.5		16	COURTNEY	85.8
33												

Weather / Track : Bright / Dry

Results can be found at www.tsl-timing.comDonington Park GP
Circuit Length = 2.4873 miles
Start: 09:54 Flag 10:02 End: 10:05

Printed - 10:06 Sunday, 02 April 2017

MCRCB BULLETIN TK182

2017 MCE British Superbike Championship - Round 1

2017 HEL Performance British Motostar Championship

WARM-UP - BEST SECTORS

SECTOR 1		SECTOR 2		SECTOR 3		SECTOR 4		SECTOR 5		IDEAL / BEST COMPARISON											
POS	NO	TIME	NO	TIME	NO	TIME	NO	TIME	NO	TIME	POS	NO	NAME	IDEAL	BEST	DIFF					
														PERFECT LAP	1:39.325						
1	35	LOD	21.358	3	KER	26.904	35	LOD	12.903	35	LOD	12.234	35	LOD	25.926	1	35	LODGE	1:39.366	1:39.771	0.405
2	6	TAY	21.396	15	McM	26.932	69	BOO	12.948	6	TAY	12.305	69	BOO	25.988	2	6	TAYLOR	1:39.641	1:39.979	0.338
3	3	KER	21.568	35	LOD	26.945	6	TAY	12.961	52	BOE	12.357	6	TAY	26.006	3	69	BOOTH-AMOS	1:40.047	1:40.252	0.205
4	47	ARC	21.582	6	TAY	26.973	47	ARC	12.975	69	BOO	12.413	3	KER	26.190	4	3	KERR	1:40.245	1:40.477	0.232
5	69	BOO	21.643	69	BOO	27.055	44	BES	13.057	15	McM	12.425	15	McM	26.348	5	15	McMANUS	1:40.556	1:41.186	0.630
6	17	CAR	21.719	44	BES	27.156	3	KER	13.083	47	ARC	12.431	47	ARC	26.396	6	47	ARCHER	1:40.558	1:40.717	0.159
7	15	McM	21.731	47	ARC	27.174	17	CAR	13.091	44	BES	12.432	17	CAR	26.511	7	52	BOERBOOM	1:41.175	1:41.268	0.093
8	52	BOE	21.816	25	BRO	27.181	52	BOE	13.109	3	KER	12.500	30	COO	26.535	8	44	BEST	1:41.234	1:41.331	0.097
9	44	BES	21.939	52	BOE	27.286	15	McM	13.120	19	ROD	12.613	19	ROD	26.582	9	17	CARNE	1:41.369	1:41.960	0.591
10	79	STA	21.998	34	DEL	27.315	79	STA	13.157	30	COO	12.624	52	BOE	26.607	10	19	RODRIGUEZ	1:42.007	1:42.269	0.262
11	34	DEL	22.077	17	CAR	27.318	19	ROD	13.322	28	HIN	12.689	44	BES	26.650	11	79	STACEY	1:42.380	1:43.201	0.821
12	19	ROD	22.128	79	STA	27.348	25	BRO	13.337	20	MAR	12.692	20	MAR	26.723	12	20	MARKLUND	1:42.797	1:42.943	0.146
13	64	DUR	22.211	19	ROD	27.362	34	DEL	13.396	17	CAR	12.730	54	BUR	26.835	13	30	COOK	1:42.804	1:43.155	0.351
14	30	COO	22.214	72	HOR	27.419	23	LLE	13.398	25	BRO	12.791	28	HIN	26.857	14	25	BROUWERS	1:42.985	1:43.077	0.092
15	20	MAR	22.260	64	DUR	27.682	54	BUR	13.399	79	STA	12.803	55	SCO	26.866	15	34	DELVES	1:43.032	1:43.183	0.151
16	28	HIN	22.328	23	LLE	27.690	20	MAR	13.407	54	BUR	12.842	79	STA	27.074	16	28	HINDLE	1:43.106	1:43.191	0.085
17	54	BUR	22.403	20	MAR	27.715	72	HOR	13.437	64	DUR	12.881	64	DUR	27.076	17	64	DURHAM	1:43.293	1:43.369	0.076
18	72	HOR	22.418	28	HIN	27.794	28	HIN	13.438	72	HOR	12.906	72	HOR	27.174	18	72	HORSMAN	1:43.354	1:43.857	0.503
19	25	BRO	22.435	55	SCO	27.795	64	DUR	13.443	34	DEL	12.921	23	LLE	27.190	19	54	BURMAN	1:43.565	1:44.717	1.152
20	24	FAB	22.455	99	CAM	27.902	30	COO	13.491	23	LLE	12.949	25	BRO	27.241	20	55	SCOTT	1:43.794	1:43.850	0.056
21	55	SCO	22.515	30	COO	27.940	24	FAB	13.517	55	SCO	12.995	34	DEL	27.323	21	23	LLEWELLYN	1:43.859	1:45.516	1.657
22	23	LLE	22.632	24	FAB	27.976	55	SCO	13.623	99	CAM	13.031	76	PIN	27.325	22	24	FABER	1:44.547	1:44.868	0.321
23	99	CAM	22.653	54	BUR	28.086	2	STR	13.652	2	STR	13.039	24	FAB	27.535	23	99	CAMPBELL	1:45.275	1:45.952	0.677
24	45	SWA	22.790	2	STR	28.378	99	CAM	13.686	24	FAB	13.064	2	STR	27.901	24	2	STRUDWICK	1:45.892	1:46.500	0.608
25	2	STR	22.922	76	PIN	28.637	76	PIN	13.762	76	PIN	13.185	99	CAM	28.003	25	76	PINSON	1:46.031	1:46.674	0.643
26	76	PIN	23.122	45	SWA	28.777	45	SWA	13.804	89	MOR	13.266	45	SWA	28.199	26	45	SWANN	1:47.059	1:47.760	0.701
27	27	HOD	23.370	89	MOR	28.785	48	POT	13.910	45	SWA	13.489	27	HOD	28.289	27	27	HODGE	1:48.221	1:48.543	0.322
28	48	POT	23.467	48	POT	28.841	89	MOR	14.029	27	HOD	13.559	48	POT	28.457	28	48	POTTER	1:48.336	1:49.152	0.816
29	89	MOR	23.579	27	HOD	28.901	27	HOD	14.102	95	TUR	13.590	95	TUR	28.682	29	89	MORETON	1:48.717	1:49.425	0.708
30	95	TUR	23.778	95	TUR	29.790	95	TUR	14.103	48	POT	13.661	89	MOR	29.058	30	95	TURNER	1:49.943	1:50.096	0.153
31	16	COU	24.258	5	ALE	30.459	16	COU	14.458	5	ALE	14.116	5	ALE	29.426	31	5	ALEXANDER	1:53.240	1:53.260	0.020
32	5	ALE	24.778	16	COU	30.601	5	ALE	14.461	16	COU	14.357	16	COU	31.533	32	16	COURTNEY	1:55.207	1:55.704	0.497
33																33	56	ATKINS		1:46.847	

Weather / Track : Bright / Dry

Results can be found at www.tsl-timing.com

Donington Park GP

Circuit Length = 2.4873 miles

Start: 09:54 Flag 10:02 End: 10:05

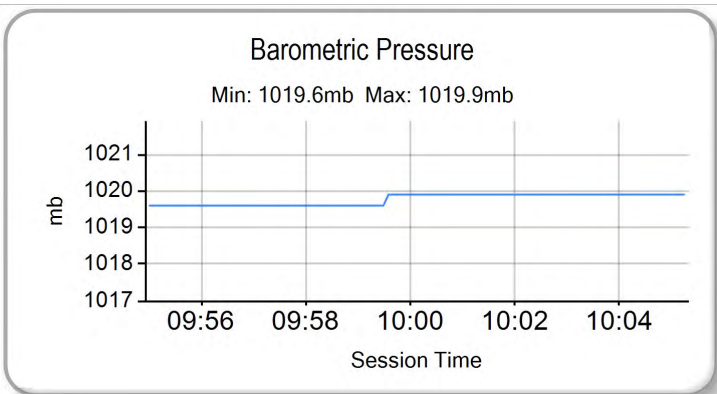
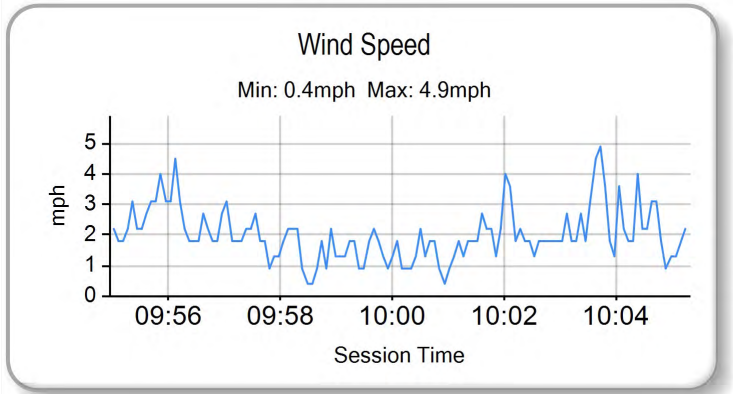
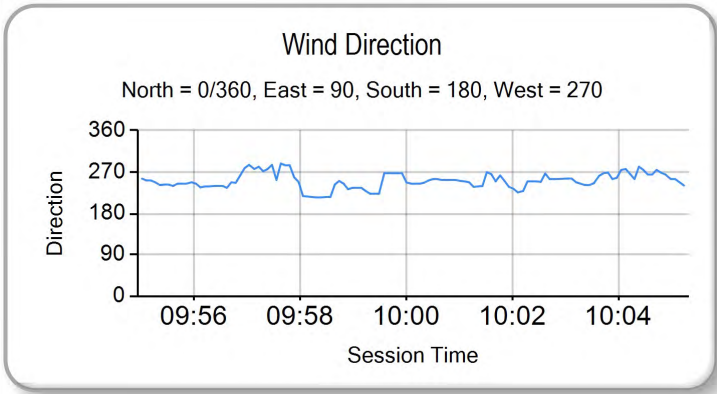
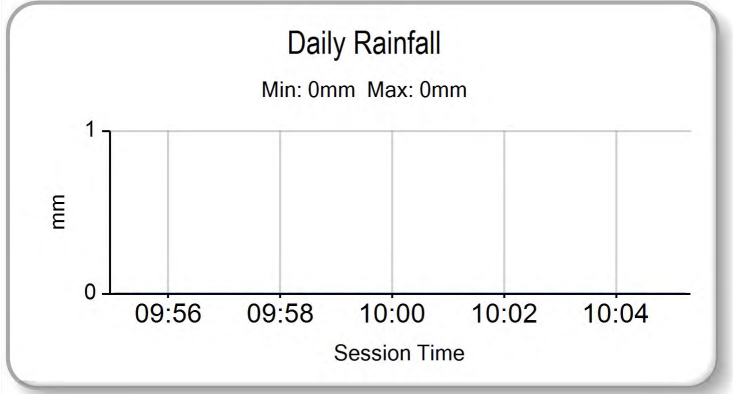
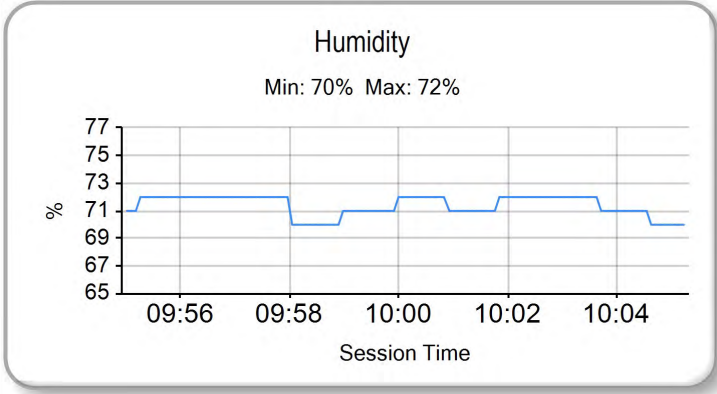
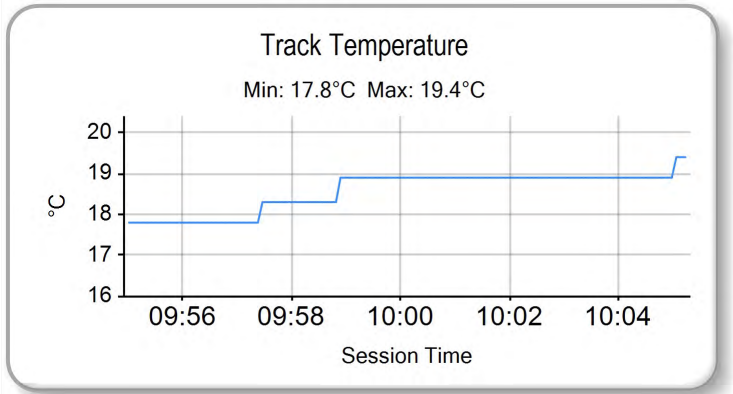
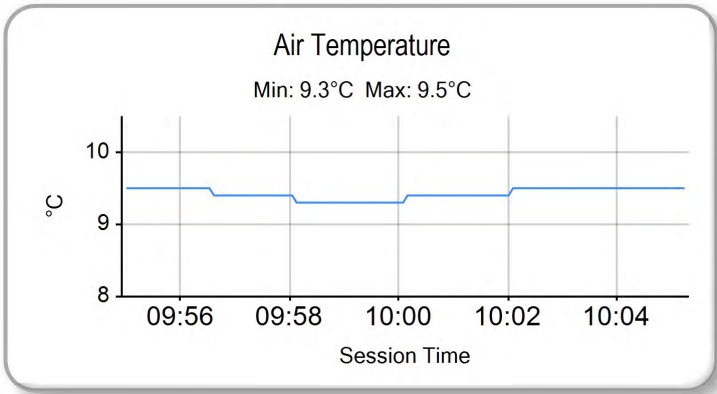
Printed - 10:07 Sunday, 02 April 2017

MCRCB BULLETIN TK183

2017 MCE British Superbike Championship - Round 1

2017 HEL Performance British Motostar Championship

WARM-UP - WEATHER CONDITIONS



Weather / Track : Bright / Dry

Donington Park GP
Circuit Length = 2.4873 miles
Start: 09:54 Flag 10:02 End: 10:05

Results can be found at www.tsl-timing.com

Printed - 10:09 Sunday, 02 April 2017



ROW 11	33	56	Charlie ATKINS	32	76	Elliot PINSON	31	16	Connall COURTNEY
ROW 10	30	95	Ross TURNER	29	23	Sam LLEWELLYN	28	5	Tom ALEXANDER
ROW 9	27	48	Ewan POTTER	26	27	Josh HODGE	25	45	Scott SWANN
ROW 8	24	89	T. Fox MORETON	23	99	Stephen CAMPBELL	22	55	Jack SCOTT
ROW 7	21	54	Sam BURMAN	20	35	Elliot LODGE	19	24	Shane FABER
ROW 6	18	34	Liam DELVES	17	17	Tom CARNE	16	2	Thomas STRUDWICK
ROW 5	15	30	Max COOK	14	19	Victor RODRIGUEZ	13	72	Cameron HORSMAN
ROW 4	12	64	Asher DURHAM	11	20	Joel MARKLUND	10	25	Mike BROUWERS
ROW 3	9	52	Jorel BOERBOOM	8	44	Edmund BEST	7	28	Lee HINDLE
ROW 2	6	15	Eugene McMANUS	5	79	Storm STACEY	4	47	Jake ARCHER
ROW 1	3	6	Taz TAYLOR	2	3	Richard KERR	1	69	Tom BOOTH-AMOS

Pole

Donington Park GP
Circuit Length = 2.4873 miles

These results are provisional until the conclusion of any judicial and technical matters.

Race Director :	Stewards :	Timekeeper :
-----------------	------------	--------------

Results can be found at www.britishsuperbike.com

Printed - 10:06 Sunday, 02 April 2017





POS	NO	CL	PIC NAME	ENTRY	LAPS	TIME	GAP	DIFF	MPH	BEST	ON
1	35		1 Elliot LODGE	FTR - Spike Racing/ SP125	12	19:56.550			89.68	1:38.355	11
2	3		2 Richard KERR	KTM - North West Racing	12	19:56.972	0.422	0.422	89.65	1:38.668	3
3	79		3 Storm STACEY	Kalex - FPW Racing	12	19:57.266	0.716	0.294	89.63	1:38.360	11
4	15		4 Eugene McMANUS	KTM - RS Racing/ E15 Racing	12	20:12.485	15.935	15.219	88.50	1:39.994	12
5	47		5 Jake ARCHER	KTM - City lifting / RS Racing	12	20:12.719	16.169	0.234	88.49	1:40.089	12
6	52		6 Jorel BOERBOOM	Kalex KTM - Fireplace Warehouse	12	20:15.362	18.812	2.643	88.30	1:40.385	9
7	25		7 Mike BROUWERS	APG Moto - TEC7-Joma / Brouwersracingteam	12	20:25.333	28.783	9.971	87.58	1:41.062	11
8	64		8 Asher DURHAM	Mahindra - Cresswell Racing	12	20:25.620	29.070	0.287	87.56	1:40.979	11
9	30	S	1 Max COOK	Honda NSF - Wilson Racing	12	20:25.882	29.332	0.262	87.54	1:40.835	11
10	20		9 Joel MARKLUND	KTM - Marklund Solutions / SP125	12	20:26.250	29.700	0.368	87.51	1:41.207	5
11	44		10 Edmund BEST	KTM - SymCircus Motorsport	12	20:26.571	30.021	0.321	87.49	1:41.213	8
12	19	S	2 Victor RODRIGUEZ	Honda NSF - GA Competition	12	20:37.061	40.511	10.490	86.75	1:41.124	3
13	2	S	3 Thomas STRUDWICK	Honda NSF - Case Moto Rapido Moto3	12	20:37.345	40.795	0.284	86.73	1:41.915	3
14	72	S	4 Cameron HORSMAN	Honda NSF - Nova/FAB Racing	12	20:37.741	41.191	0.396	86.70	1:42.175	3
15	55	S	5 Jack SCOTT	Honda NSF - J J Racing	12	20:47.585	51.035	9.844	86.01	1:42.854	5
16	34		11 Liam DELVES	DR-Moto - Stauff Connect Academy / Dr-Moto	12	20:48.434	51.884	0.849	85.96	1:41.824	3
17	24	S	6 Shane FABER	Honda NSF - SymCircus Motorsport / Shane Faber F	12	20:53.511	56.961	5.077	85.61	1:43.326	7
18	99		12 Stephen CAMPBELL	Honda - Campbell Racing	12	21:03.068	1:06.518	9.557	84.96	1:44.129	3
19	45	S	7 Scott SWANN	Honda NSF - Swann Racing	12	21:06.123	1:09.573	3.055	84.76	1:44.422	8
20	56	S	8 Charlie ATKINS	Honda NSF - Wilson Racing	12	21:16.395	1:19.845	10.272	84.07	1:44.783	7
21	76	S	9 Elliot PINSON	Honda NSF - Cresswell Racing	12	21:16.606	1:20.056	0.211	84.06	1:44.595	7
22	89	S	10 T. Fox MORETON	Honda NSF - Banks Racing / Moto Engineering	12	21:26.513	1:29.963	9.907	83.41	1:46.182	7
23	27		13 Josh HODGE	KTM - Team HPR	12	21:30.008	1:33.458	3.495	83.19	1:45.668	10
24	48	S	11 Ewan POTTER	Honda NSF -	12	21:30.232	1:33.682	0.224	83.17	1:45.636	12
25	5	S	12 Tom ALEXANDER	Honda NSF - Wilson Racing	11	20:32.164	1 Lap	1 Lap	79.82	1:50.632	5
26	95	S	13 Ross TURNER	Honda NSF - RedRat Racing	11	20:42.465	1 Lap	10.301	79.16	1:46.736	3
NOT CLASSIFIED											
DNF	28		Lee HINDLE	KTM - JH Motorsport	11	18:32.075	1 Lap		88.44	1:39.973	9
DNF	69		Tom BOOTH-AMOS	KTM - City Lifting RS Racing	9	14:56.602	3 Laps	2 Laps	89.73	1:38.725	3
DNF	54		Sam BURMAN	KTM - TeamWNT / Burman Racing	6	10:33.763	6 Laps	3 Laps	84.55	1:41.800	4
DNF	23		Sam LLEWELLYN	KTM - SymCircus Motorsport	5	8:40.460	7 Laps	1 Lap	85.76	1:41.741	4
DNF	17		Tom CARNE	Tigcraft - Neatafan/Tigcraft Racing	5	8:45.017	7 Laps	4.557	85.01	1:42.069	3
DNF	6		Taz TAYLOR	KTM - GAcompetition	0						
DNF	16	S	Connall COURTNEY	Honda NSF - Mototech CCR	0						
FASTEST LAP											
	35		Elliot LODGE	FTR - Spike Racing/ SP125	11	1:38.355		91.04 mph		146.51 kph	
	30	S	Max COOK	Honda NSF - Wilson Racing	11	1:40.835		88.80 mph		142.91 kph	

Donington Park GP

Circuit Length = 2.4873 miles

Start: 15:19 Flag 15:39 End: 15:41

Weather / Track : Bright / Dry

These results are provisional until the conclusion of any judicial and technical matters.

Race Director :	Stewards :	Timekeeper :
-----------------	------------	--------------

Results can be found at www.britishsuperbike.com

Printed - 15:42 Sunday, 02 April 2017



MCRCB BULLETIN TK238**2017 MCE British Superbike Championship - Round 1****2017 HEL Performance British Motostar Championship****RACE 12 - LAP CHART**

27 1:20.657 1:45.668
 48 1:20.917 1:46.921

LAP 11 @ 15:37:52.383

NO	BEHIND	LAP TIME
3		1:40.258
35	0.150	1:38.355
79	0.729	1:38.360
28	14.499	1:40.249
15	14.915	1:40.541
47	15.054	1:41.079
52	15.707	1:40.650
5	1 Lap	1:51.010
25	25.569	1:41.062
64	25.585	1:40.979
30	26.254	1:40.835
20	26.344	1:41.391
44	26.729	1:41.558
2	36.723	1:42.480
19	37.024	1:52.202
95	1 Lap	2:39.018
72	37.989	1:42.962
34	44.034	1:46.375
55	46.035	1:43.501
24	50.298	1:44.519
99	1:01.015	1:44.298
45	1:02.874	1:44.547
76	1:13.073	1:45.124
56	1:13.527	1:45.833
89	1:22.180	1:46.803
27	1:26.494	1:46.095
48	1:27.020	1:46.361

LAP 12 @ 15:39:31.357

NO	BEHIND	LAP TIME
35		1:38.824
3	0.422	1:39.396
79	0.716	1:38.961
15	15.935	1:39.994
47	16.169	1:40.089
52	18.812	1:42.079
25	28.783	1:42.188
64	29.070	1:42.459
30	29.332	1:42.052
20	29.700	1:42.330
44	30.021	1:42.266
5	1 Lap	1:52.165
19	40.511	1:42.461
2	40.795	1:43.046
72	41.191	1:42.176
95	1 Lap	1:47.025
55	51.035	1:43.974
34	51.884	1:46.824
24	56.961	1:45.637
99	1:06.518	1:44.477
45	1:09.573	1:45.673
56	1:19.845	1:45.292
76	1:20.056	1:45.957
89	1:29.963	1:46.757
27	1:33.458	1:45.938
48	1:33.682	1:45.636

Weather / Track : Bright / Dry

Donington Park GP
 Circuit Length = 2.4873 miles
 Start: 15:19 Flag 15:39 End: 15:41

MCRCB BULLETIN TK239

2017 MCE British Superbike Championship - Round 1

2017 HEL Performance British Motostar Championship

RACE 12 - POSITION CHART

No	Name	Lap													
		Pos	1	2	3	4	5	6	7	8	9	10	11	12	
69	BOOTH-AMOS	1	69	69	69	69	69	69	69	69	69	3	3	3	35
3	KERR	2	3	3	3	3	3	3	3	3	3	69	35	35	3
6	TAYLOR	3	79	79	79	79	79	79	79	79	79	79	79	79	79
47	ARCHER	4	15	15	35	35	35	35	35	35	35	35	47	28	15
79	STACEY	5	47	35	15	47	47	47	47	47	47	47	28	15	47
15	McMANUS	6	28	47	47	52	52	52	15	15	15	15	15	47	52
28	HINDLE	7	35	28	52	28	15	15	52	52	28	52	52	25	
44	BEST	8	52	52	28	15	28	28	28	28	52	25	25	64	
52	BOERBOOM	9	44	25	44	44	44	44	19	64	64	64	64	30	
25	BROUWERS	10	20	44	19	19	19	19	64	19	25	19	30	20	
20	MARKLUND	11	25	19	25	25	20	20	25	25	19	20	20	44	
64	DURHAM	12	30	20	20	20	64	64	20	44	20	44	44	19	
72	HORSMAN	13	64	64	64	64	25	25	30	20	44	30	2	2	
19	RODRIGUEZ	14	19	30	30	30	30	30	44	30	30	2	19	72	
30	COOK	15	72	72	72	72	34	34	2	2	2	72	72	55	
2	STRUDWICK	16	17	17	17	34	2	2	34	34	72	34	34	34	
17	CARNE	17	34	34	34	17	72	72	72	72	34	55	55	24	
34	DELVES	18	2	2	2	2	23	55	55	55	55	24	24	99	
24	FABER	19	54	54	54	54	54	24	24	24	24	99	99	45	
35	LODGE	20	23	23	23	23	55	54	99	99	99	45	45	56	
54	BURMAN	21	24	24	24	24	24	99	45	45	45	56	76	76	
55	SCOTT	22	55	55	55	55	17	45	56	76	56	76	56	89	
99	CAMPBELL	23	99	99	99	99	99	56	76	56	76	89	89	27	
89	MORETON	24	45	45	45	45	45	76	89	89	89	27	27	48	
45	SWANN	25	89	56	56	76	76	89	48	48	48	48	48		
27	HODGE	26	56	89	76	56	56	48	27	27	27	5	5		
48	POTTER	27	27	76	89	89	89	27	95	95	95	95	95		
5	ALEXANDER	28	48	27	27	48	48	95	5	5	5				
23	LLEWELLYN	29	76	48	48	27	27	5							
95	TURNER	30	95	95	95	95	95								
16	COURTNEY	31	5	5	5	5	5								
76	PINSON	32													
56	ATKINS	33													

Weather / Track : Bright / Dry

Donington Park GP
 Circuit Length = 2.4873 miles
 Start: 15:19 Flag 15:39 End: 15:41

Results can be found at www.tsl-timing.com

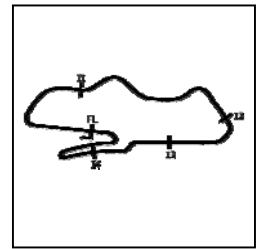
Printed - 15:43 Sunday, 02 April 2017

MCRCB BULLETIN TK240

2017 MCE British Superbike Championship - Round 1

2017 HEL Performance British Motostar Championship

RACE 12 - SECTOR ANALYSIS



SECTOR 1 = FL to I1, SECTOR 2 = I1 to I2, SECTOR 3 = I2 to I3, SECTOR 4 = I3 to I4, SECTOR 5 = I4 to FL, DIFF = Difference To Personal Best Lap, P = Crossed Finish Line in Pit Lane, D = Time Disallowed

P1 35		Elliot LODGE					FTR - Spike Racing/ SP125					
IDEAL LAP TIME : 1:38.137		BEST LAP TIME : 1:38.355					DIFFERENCE : 0.218					
LAP	SECTOR 1	SECTOR 2	SECTOR 3	SECTOR 4	SECTOR 5	LAP TIME	MPH	DIFF	TIME OF DAY			
1 -		103.4	27.806	13.090	126.1	12.199	26.240	94.9	1:45.779	84.65	7.424	15:21:20.586
2 -	21.466	118.9	26.819	12.943	124.2	12.310	25.765	95.2	1:39.303	90.17	0.948	15:22:59.889
3 -	21.309	112.4	26.867	13.112	122.0	12.549	25.735	94.4	1:39.572	89.92	1.217	15:24:39.461
4 -	21.432	118.1	26.458	12.950	124.0	12.296	25.746	94.3	1:38.882 (3)	90.55	0.527	15:26:18.343
5 -	21.371	119.4	26.430	12.953	125.2	12.306	26.274	94.9	1:39.334	90.14	0.979	15:27:57.677
6 -	21.239	118.1	26.504	13.054	124.0	12.168	26.134	94.3	1:39.099	90.35	0.744	15:29:36.776
7 -	21.317	119.6	26.578	13.079	124.7	12.186	26.169	94.9	1:39.329	90.14	0.974	15:31:16.105
8 -	21.406	117.9	26.829	13.031	124.5	12.431	26.074	95.0	1:39.771	89.75	1.416	15:32:55.876
9 -	21.299	113.9	26.740	12.888	126.3	12.375	25.965	94.3	1:39.267	90.20	0.912	15:34:35.143
10 -	21.670	106.8	26.615	12.961	123.8	12.258	25.531	94.7	1:39.035	90.41	0.680	15:36:14.178
11 -	21.193	119.6	26.451	13.037	124.0	12.096	25.578	94.4	1:38.355 (1)	91.04		15:37:52.533
12 -	21.254	121.7	26.877	13.061	122.6	12.095	25.537	94.0	1:38.824 (2)	90.61	0.469	15:39:31.357

P2 3		Richard KERR					KTM - North West Racing					
IDEAL LAP TIME : 1:38.335		BEST LAP TIME : 1:38.668					DIFFERENCE : 0.333					
LAP	SECTOR 1	SECTOR 2	SECTOR 3	SECTOR 4	SECTOR 5	LAP TIME	MPH	DIFF	TIME OF DAY			
1 -		113.5	26.849	12.941	125.2	12.572	25.973	92.7	1:43.145	86.81	4.477	15:21:17.952
2 -	21.399	119.4	26.529	12.890	124.0	12.211	25.794	92.5	1:38.823 (2)	90.61	0.155	15:22:56.775
3 -	21.396	117.9	26.376	12.952	124.2	12.006	25.938	92.5	1:38.668 (1)	90.75		15:24:35.443
4 -	21.393	115.9	26.538	13.061	121.5	12.229	25.800	92.8	1:39.021	90.42	0.353	15:26:14.464
5 -	21.359	116.7	26.783	12.942	123.5	12.184	25.734	93.5	1:39.002	90.44	0.334	15:27:53.466
6 -	21.373	118.5	26.607	13.094	123.1	12.121	25.715	93.1	1:38.910 (3)	90.53	0.242	15:29:32.376
7 -	21.369	117.1	26.647	13.057	123.1	12.172	25.887	93.3	1:39.132	90.32	0.464	15:31:11.508
8 -	21.377	117.1	26.910	13.050	118.3	12.184	25.968	93.1	1:39.489	90.00	0.821	15:32:50.997
9 -	21.548	115.1	26.705	13.072	118.1	12.667	26.332	91.7	1:40.324	89.25	1.656	15:34:31.321
10 -	22.045	113.3	27.111	13.149	121.1	12.305	26.194	92.0	1:40.804	88.83	2.136	15:36:12.125
11 -	21.660	113.7	26.884	13.163	120.9	12.218	26.333	91.7	1:40.258	89.31	1.590	15:37:52.383
12 -	21.559	116.3	26.823	13.013	125.4	12.297	25.704	92.5	1:39.396	90.08	0.728	15:39:31.779

P3 79		Storm STACEY					Kalex - FPW Racing					
IDEAL LAP TIME : 1:38.267		BEST LAP TIME : 1:38.360					DIFFERENCE : 0.093					
LAP	SECTOR 1	SECTOR 2	SECTOR 3	SECTOR 4	SECTOR 5	LAP TIME	MPH	DIFF	TIME OF DAY			
1 -		116.5	26.928	13.171	124.2	12.579	26.396	93.9	1:43.458	86.55	5.098	15:21:18.265
2 -	21.302	118.5	26.564	12.976	126.6	12.419	26.277	94.6	1:39.538	89.96	1.178	15:22:57.803
3 -	21.355	112.9	26.592	13.011	124.7	12.356	26.390	94.0	1:39.704	89.81	1.344	15:24:37.507
4 -	21.542	112.0	26.597	13.072	124.5	12.424	26.299	93.6	1:39.934	89.60	1.574	15:26:17.441
5 -	21.594	115.7	26.729	13.089	124.9	12.536	26.054	94.4	1:40.002	89.54	1.642	15:27:57.443
6 -	21.289	119.4	26.457	13.001	123.8	12.303	26.076	94.3	1:39.126 (3)	90.33	0.766	15:29:36.569
7 -	21.428	120.0	26.459	13.107	123.8	12.236	26.188	94.3	1:39.418	90.06	1.058	15:31:15.987
8 -	21.411	116.7	26.795	13.111	124.7	12.382	25.994	94.6	1:39.693	89.82	1.333	15:32:55.680
9 -	21.392	117.7	26.569	13.068	124.5	12.276	25.953	94.7	1:39.258	90.21	0.898	15:34:34.938
10 -	21.848	102.1	27.023	12.982	126.3	12.098	25.863	94.9	1:39.814	89.71	1.454	15:36:14.752
11 -	21.093	120.0	26.347	13.005	126.8	12.162	25.753	94.9	1:38.360 (1)	91.03		15:37:53.112
12 -	21.146	121.5	26.746	12.986	127.5	12.194	25.889	94.6	1:38.961 (2)	90.48	0.601	15:39:32.073

P4 15		Eugene McMANUS					KTM - RS Racing/ E15 Racing					
IDEAL LAP TIME : 1:39.480		BEST LAP TIME : 1:39.994					DIFFERENCE : 0.514					
LAP	SECTOR 1	SECTOR 2	SECTOR 3	SECTOR 4	SECTOR 5	LAP TIME	MPH	DIFF	TIME OF DAY			
1 -		117.5	26.961	13.150	127.5	12.591	26.497	93.9	1:44.393	85.77	4.399	15:21:19.200
2 -	21.691	114.3	26.705	13.256	126.1	12.356	26.255	93.9	1:40.263 (2)	89.30	0.269	15:22:59.463
3 -	21.643	114.7	26.693	13.279	125.6	13.558	26.078	95.4	1:41.251	88.43	1.257	15:24:40.714
4 -	21.737	116.7	26.824	13.378	125.2	12.363	28.618	94.7	1:42.920	87.00	2.926	15:26:23.634
5 -	21.664	125.9	26.775	13.095	128.3	12.305	26.625	92.9	1:40.464	89.13	0.470	15:28:04.098
6 -	21.495	121.3	27.038	13.227	127.0	12.270	26.638	94.4	1:40.668	88.95	0.674	15:29:44.766
7 -	21.626	119.6	27.059	13.305	127.3	12.372	26.453	94.2	1:40.815	88.82	0.821	15:31:25.581
8 -	21.642	120.2	26.977	13.296	126.1	12.228	26.384	94.3	1:40.527	89.07	0.533	15:33:06.108
9 -	21.538	116.7	26.729	13.291	125.9	12.329	26.427	94.0	1:40.314 (3)	89.26	0.320	15:34:46.422

Weather / Track : Bright / Dry

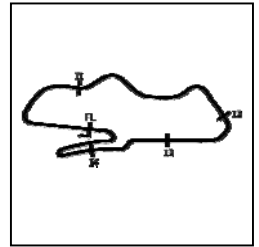
Donington Park GP
 Circuit Length = 2.4873 miles
 Start: 15:19 Flag 15:39 End: 15:41

MCRCB BULLETIN TK240

2017 MCE British Superbike Championship - Round 1

2017 HEL Performance British Motostar Championship

RACE 12 - SECTOR ANALYSIS



SECTOR 1 = FL to I1, SECTOR 2 = I1 to I2, SECTOR 3 = I2 to I3, SECTOR 4 = I3 to I4, SECTOR 5 = I4 to FL, DIFF = Difference To Personal Best Lap, P = Crossed Finish Line in Pit Lane, D = Time Disallowed

10 -	21.663	112.5	26.861	13.113	127.8	12.379	26.319	96.2	1:40.335	89.24	0.341	15:36:26.757
11 -	21.518	113.1	27.068	13.193	126.6	12.292	26.470	94.9	1:40.541	89.06	0.547	15:38:07.298
12 -	21.437	122.2	26.691	13.046	128.5	12.401	26.419	95.4	1:39.994 (1)	89.54		15:39:47.292

P5 47 Jake ARCHER		KTM - City lifting / RS Racing										
IDEAL LAP TIME : 1:39.582		BEST LAP TIME : 1:40.089					DIFFERENCE : 0.507					
LAP	SECTOR 1	SECTOR 2	SECTOR 3	SECTOR 4	SECTOR 5	LAP TIME	MPH	DIFF	TIME OF DAY			
1 -	108.4	27.402	13.115	125.6	12.541	26.747	94.3	1:45.292	85.04	5.203	15:21:20.099	
2 -	21.677	111.8	27.275	13.122	125.2	12.476	26.418	94.6	1:40.968	88.68	0.879	15:23:01.067
3 -	21.673	110.9	27.160	13.203	125.2	12.414	26.242	94.6	1:40.692	88.92	0.603	15:24:41.759
4 -	21.620	113.7	27.102	13.213	123.8	12.396	26.282	93.8	1:40.613	88.99	0.524	15:26:22.372
5 -	21.649	113.9	27.268	13.096	125.4	12.442	26.337	93.6	1:40.792	88.84	0.703	15:28:03.164
6 -	21.630	113.7	26.960	13.208	124.0	12.461	26.425	94.0	1:40.684	88.93	0.595	15:29:43.848
7 -	21.572	113.1	27.533	13.200	124.0	12.487	26.154	94.0	1:40.946	88.70	0.857	15:31:24.794
8 -	21.604	114.1	27.032	13.138	125.2	12.394	26.202	94.0	1:40.370 (3)	89.21	0.281	15:33:05.164
9 -	21.570	111.8	26.954	13.096	124.7	12.406	26.280	94.0	1:40.306 (2)	89.27	0.217	15:34:45.470
10 -	22.003	109.6	27.196	13.124	124.9	12.372	26.193	94.6	1:40.888	88.75	0.799	15:36:26.358
11 -	21.842	107.8	26.971	13.071	124.7	12.342	26.853	95.3	1:41.079	88.58	0.990	15:38:07.437
12 -	21.536	114.7	26.707	12.843	127.5	12.534	26.469	93.8	1:40.089 (1)	89.46		15:39:47.526

P6 52 Jorel BOERBOOM		Kalex KTM - Fireplace Warehouse										
IDEAL LAP TIME : 1:40.070		BEST LAP TIME : 1:40.385					DIFFERENCE : 0.315					
LAP	SECTOR 1	SECTOR 2	SECTOR 3	SECTOR 4	SECTOR 5	LAP TIME	MPH	DIFF	TIME OF DAY			
1 -	109.6	27.480	13.135	127.5	12.669	26.999	92.9	1:46.131	84.37	5.746	15:21:20.938	
2 -	21.757	118.7	26.913	13.190	125.2	12.308	26.553	93.5	1:40.721	88.90	0.336	15:23:01.659
3 -	21.703	116.5	27.072	13.184	124.2	12.239	26.553	92.7	1:40.751	88.87	0.366	15:24:42.410
4 -	21.760	119.6	27.000	13.179	124.0	12.266	26.385	92.8	1:40.590 (2)	89.01	0.205	15:26:23.000
5 -	21.750	120.4	27.004	13.158	124.2	12.345	26.448	92.1	1:40.705	88.91	0.320	15:28:03.705
6 -	21.651	118.9	26.943	13.227	123.3	12.330	26.527	92.1	1:40.678	88.94	0.293	15:29:44.383
7 -	21.658	120.9	27.138	13.302	123.8	12.377	26.867	91.1	1:41.342	88.35	0.957	15:31:25.725
8 -	21.879	118.5	26.999	13.174	123.1	12.230	26.391	92.8	1:40.673	88.94	0.288	15:33:06.398
9 -	21.519	119.8	26.992	13.137	124.2	12.293	26.444	93.2	1:40.385 (1)	89.20		15:34:46.783
10 -	21.713	118.3	27.077	13.103	125.4	12.280	26.484	92.9	1:40.657	88.96	0.272	15:36:27.440
11 -	21.651	118.9	27.117	13.023	125.2	12.257	26.602	92.5	1:40.650 (3)	88.96	0.265	15:38:08.090
12 -	21.692	120.0	27.235	13.358	123.1	12.567	27.227	91.2	1:42.079	87.72	1.694	15:39:50.169

P7 25 Mike BROUWERS		APG Moto - TEC7-Joma / Brouwersracingteam										
IDEAL LAP TIME : 1:40.452		BEST LAP TIME : 1:41.062					DIFFERENCE : 0.610					
LAP	SECTOR 1	SECTOR 2	SECTOR 3	SECTOR 4	SECTOR 5	LAP TIME	MPH	DIFF	TIME OF DAY			
1 -	113.1	27.713	13.343	118.9	12.619	27.358	89.4	1:47.166	83.55	6.104	15:21:21.973	
2 -	22.305	119.6	26.902	13.300	121.5	12.557	26.795	89.7	1:41.859	87.91	0.797	15:23:03.832
3 -	22.147	122.0	26.866	13.346	117.3	12.397	27.149	88.9	1:41.905	87.87	0.843	15:24:45.737
4 -	22.183	118.5	26.787	13.426	119.1	12.386	26.903	88.9	1:41.685	88.06	0.623	15:26:27.422
5 -	22.068	119.1	26.876	13.147	122.0	12.480	27.306	90.2	1:41.877	87.89	0.815	15:28:09.299
6 -	21.750	120.9	26.840	13.372	120.0	12.258	27.315	90.7	1:41.535	88.19	0.473	15:29:50.834
7 -	21.865	118.7	27.098	13.327	118.5	12.503	26.836	89.6	1:41.629	88.10	0.567	15:31:32.463
8 -	21.846	119.1	26.823	13.282	117.7	12.677	26.906	89.7	1:41.534 (3)	88.19	0.472	15:33:13.997
9 -	21.911	119.6	27.042	13.378	118.7	12.330	26.897	88.9	1:41.558	88.17	0.496	15:34:55.555
10 -	21.802	119.4	27.073	13.263	120.0	12.461	26.736	88.9	1:41.335 (2)	88.36	0.273	15:36:36.890
11 -	22.091	116.5	26.758	13.330	116.9	12.344	26.539	89.6	1:41.062 (1)	88.60		15:38:17.952
12 -	22.094	119.6	27.641	13.309	116.9	12.413	26.731	88.0	1:42.188	87.62	1.126	15:40:00.140

P8 64 Asher DURHAM		Mahindra - Cresswell Racing										
IDEAL LAP TIME : 1:40.505		BEST LAP TIME : 1:40.979					DIFFERENCE : 0.474					
LAP	SECTOR 1	SECTOR 2	SECTOR 3	SECTOR 4	SECTOR 5	LAP TIME	MPH	DIFF	TIME OF DAY			
1 -	107.2	27.713	13.338	127.0	12.742	27.085	92.8	1:47.271	83.47	6.292	15:21:22.078	
2 -	21.963	116.1	27.820	13.193	128.3	12.696	26.846	94.2	1:42.518	87.34	1.539	15:23:04.596
3 -	22.048	114.5	27.392	13.145	127.5	12.526	26.491	92.8	1:41.602	88.13	0.623	15:24:46.198
4 -	21.919	114.5	27.192	13.070	129.3	12.519	26.720	93.6	1:41.420 (3)	88.29	0.441	15:26:27.618
5 -	21.787	116.1	27.417	13.055	129.0	12.530	26.713	92.1	1:41.502	88.21	0.523	15:28:09.120

Weather / Track : Bright / Dry

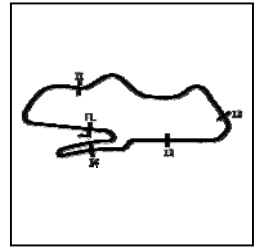
Donington Park GP
Circuit Length = 2.4873 miles
Start: 15:19 Flag 15:39 End: 15:41

MCRCB BULLETIN TK240

2017 MCE British Superbike Championship - Round 1

2017 HEL Performance British Motostar Championship

RACE 12 - SECTOR ANALYSIS



SECTOR 1 = FL to I1, SECTOR 2 = I1 to I2, SECTOR 3 = I2 to I3, SECTOR 4 = I3 to I4, SECTOR 5 = I4 to FL, DIFF = Difference To Personal Best Lap, P = Crossed Finish Line in Pit Lane, D = Time Disallowed

6-	21.793	117.3	27.257	13.133	125.6	12.667	26.627	92.8	1:41.477	88.24	0.498	15:29:50.597
7-	21.820	114.7	27.245	13.091	126.1	12.732	26.488	93.8	1:41.376 (2)	88.32	0.397	15:31:31.973
8-	21.735	113.7	27.549	13.168	125.4	12.763	26.389	92.7	1:41.604	88.13	0.625	15:33:13.577
9-	21.859	114.3	27.375	13.413	121.7	12.612	26.218	92.1	1:41.477	88.24	0.498	15:34:55.054
10-	21.729	114.9	27.537	13.220	123.5	12.861	26.588	92.7	1:41.935	87.84	0.956	15:36:36.989
11-	21.861	115.9	27.255	13.037	125.2	12.512	26.314	91.6	1:40.979 (1)	88.67		15:38:17.968
12-	23.644	117.9	27.066	13.052	125.6	12.455	26.242	93.3	1:42.459	87.39	1.480	15:40:00.427

P9	30 S	Max COOK					Honda NSF - Wilson Racing					
IDEAL LAP TIME : 1:40.541		BEST LAP TIME : 1:40.835			DIFFERENCE : 0.294							
LAP	SECTOR 1	SECTOR 2	SECTOR 3	SECTOR 4	SECTOR 5	LAP TIME	MPH	DIFF	TIME OF DAY			
1-		107.5	28.095	13.334	123.5	12.564	26.655	91.1	1:47.221	83.51	6.386	15:21:22.028
2-	22.658	107.2	27.389	13.346	123.1	12.516	26.892	91.9	1:42.801	87.10	1.966	15:23:04.829
3-	21.959	114.9	27.462	13.274	122.6	12.297	26.507	91.5	1:41.499 (3)	88.22	0.664	15:24:46.328
4-	21.925	114.3	27.216	13.307	122.2	12.424	26.639	91.2	1:41.511	88.21	0.676	15:26:27.839
5-	21.915	115.5	27.239	13.243	123.5	12.396	26.746	91.2	1:41.539	88.18	0.704	15:28:09.378
6-	21.927	116.3	27.047	13.177	122.6	12.568	26.793	91.3	1:41.512	88.21	0.677	15:29:50.890
7-	22.050	112.9	27.357	13.392	122.0	12.379	26.821	90.2	1:41.999	87.78	1.164	15:31:32.889
8-	22.009	117.5	27.056	13.253	123.1	12.582	26.811	90.1	1:41.711	88.03	0.876	15:33:14.600
9-	21.922	119.1	27.205	13.282	123.8	12.536	26.793	91.5	1:41.738	88.01	0.903	15:34:56.338
10-	21.846	112.0	27.227	13.204	122.6	12.475	26.712	92.0	1:41.464 (2)	88.25	0.629	15:36:37.802
11-	21.789	116.3	26.957	13.225	123.3	12.543	26.321	87.8	1:40.835 (1)	88.80		15:38:18.637
12-	22.194	118.5	27.644	13.297	122.4	12.568	26.349	91.0	1:42.052	87.74	1.217	15:40:00.689

P10	20	Joel MARKLUND					KTM - Marklund Solutions / SP125					
IDEAL LAP TIME : 1:40.560		BEST LAP TIME : 1:41.207			DIFFERENCE : 0.647							
LAP	SECTOR 1	SECTOR 2	SECTOR 3	SECTOR 4	SECTOR 5	LAP TIME	MPH	DIFF	TIME OF DAY			
1-		111.6	27.669	13.382	125.6	12.656	26.788	93.3	1:46.786	83.85	5.579	15:21:21.593
2-	22.001	117.9	27.826	13.193	127.8	12.873	27.012	93.6	1:42.905	87.01	1.698	15:23:04.498
3-	21.913	123.1	27.288	13.263	125.4	12.439	26.500	93.8	1:41.403	88.30	0.196	15:24:45.901
4-	21.843	122.2	27.292	13.284	126.1	12.472	26.739	93.6	1:41.630	88.10	0.423	15:26:27.531
5-	21.694	122.6	27.473	13.137	127.0	12.486	26.417	92.4	1:41.207 (1)	88.47		15:28:08.738
6-	21.770	122.2	27.294	13.230	124.9	12.357	27.111	92.8	1:41.762	87.99	0.555	15:29:50.500
7-	22.250	112.2	27.368	13.251	125.6	12.549	26.794	93.1	1:42.212	87.60	1.005	15:31:32.712
8-	21.755	122.2	27.119	13.054	126.6	12.742	27.141	93.2	1:41.811	87.95	0.604	15:33:14.523
9-	21.737	121.7	27.134	13.325	124.2	12.456	26.719	93.8	1:41.371 (2)	88.33	0.164	15:34:55.894
10-	21.613	122.6	27.347	13.128	125.9	12.526	26.828	93.6	1:41.442	88.27	0.235	15:36:37.336
11-	21.819	117.9	27.246	13.151	125.2	12.470	26.705	92.9	1:41.391 (3)	88.31	0.184	15:38:18.727
12-	21.958	122.4	27.658	13.232	124.2	12.604	26.878	92.5	1:42.330	87.50	1.123	15:40:01.057

P11	44	Edmund BEST					KTM - SymCircus Motorsport					
IDEAL LAP TIME : 1:40.724		BEST LAP TIME : 1:41.213			DIFFERENCE : 0.489							
LAP	SECTOR 1	SECTOR 2	SECTOR 3	SECTOR 4	SECTOR 5	LAP TIME	MPH	DIFF	TIME OF DAY			
1-		112.2	27.452	13.330	123.1	12.701	27.341	92.5	1:46.418	84.14	5.205	15:21:21.225
2-	22.161	115.3	27.641	13.304	121.7	12.940	26.659	92.4	1:42.705	87.18	1.492	15:23:03.930
3-	21.909	115.7	27.300	13.216	122.4	12.267	26.536	91.1	1:41.228 (2)	88.45	0.015	15:24:45.158
4-	22.023	117.5	27.146	13.350	119.6	12.413	26.576	91.6	1:41.508	88.21	0.295	15:26:26.666
5-	21.880	114.3	27.336	13.297	120.2	12.327	26.610	91.0	1:41.450	88.26	0.237	15:28:08.116
6-	21.920	117.1	27.216	13.393	118.7	12.395	26.725	91.0	1:41.649	88.09	0.436	15:29:49.765
7-	21.908	113.7	27.530	13.399	119.4	12.756	27.629	92.9	1:43.222	86.74	2.009	15:31:32.987
8-	21.713	118.1	27.103	13.105	124.5	12.532	26.760	92.5	1:41.213 (1)	88.47		15:33:14.200
9-	21.935	114.9	27.450	13.178	126.1	12.524	26.836	93.3	1:41.923	87.85	0.710	15:34:56.123
10-	21.856	116.3	27.269	13.172	123.5	12.473	26.661	93.8	1:41.431 (3)	88.28	0.218	15:36:37.554
11-	21.914	113.3	27.226	13.221	125.4	12.523	26.674	91.7	1:41.558	88.17	0.345	15:38:19.112
12-	21.954	114.7	27.595	13.139	124.9	12.762	26.816	91.1	1:42.266	87.56	1.053	15:40:01.378

P12	19 S	Victor RODRIGUEZ					Honda NSF - GA Competition					
IDEAL LAP TIME : 1:40.790		BEST LAP TIME : 1:41.124			DIFFERENCE : 0.334							
LAP	SECTOR 1	SECTOR 2	SECTOR 3	SECTOR 4	SECTOR 5	LAP TIME	MPH	DIFF	TIME OF DAY			
1-		113.1	27.943	13.404	121.3	12.558	26.976	89.9	1:47.467	83.32	6.343	15:21:22.274

Weather / Track : Bright / Dry

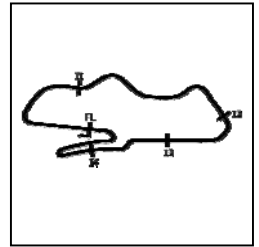
Donington Park GP
 Circuit Length = 2.4873 miles
 Start: 15:19 Flag 15:39 End: 15:41

MCRCB BULLETIN TK240

2017 MCE British Superbike Championship - Round 1

2017 HEL Performance British Motostar Championship

RACE 12 - SECTOR ANALYSIS



SECTOR 1 = FL to I1, SECTOR 2 = I1 to I2, SECTOR 3 = I2 to I3, SECTOR 4 = I3 to I4, SECTOR 5 = I4 to FL, DIFF = Difference To Personal Best Lap, P = Crossed Finish Line in Pit Lane, D = Time Disallowed

2-	22.256	119.4	27.202	13.250	122.6	12.623	26.594	90.6	1:41.925	87.85	0.801	15:23:04.199
3-	22.037	121.7	27.208	13.253	121.1	12.298	26.328	89.9	1:41.124 (1)	88.54		15:24:45.323
4-	22.067	120.4	27.197	13.360	120.9	12.484	26.427	89.9	1:41.535 (2)	88.19	0.411	15:26:26.858
5-	21.982	120.2	27.281	13.354	120.9	12.530	26.463	89.6	1:41.610 (3)	88.12	0.486	15:28:08.468
6-	21.927	118.9	27.120	13.263	120.9	12.531	26.827	90.2	1:41.668	88.07	0.544	15:29:50.136
7-	21.902	117.7	27.292	13.397	120.9	12.613	26.546	89.2	1:41.750	88.00	0.626	15:31:31.886
8-	21.866	118.3	27.291	13.397	117.9	12.833	26.679	89.3	1:42.066	87.73	0.942	15:33:13.952
9-	21.867	116.3	27.289	13.363	121.3	12.524	26.574	89.4	1:41.617	88.11	0.493	15:34:55.569
10-	22.126	113.9	27.300	13.259	122.0	12.410	26.541	90.3	1:41.636	88.10	0.512	15:36:37.205
11-	22.079	115.9	27.367	13.178	124.2	12.601	36.977	88.8	1:52.202	79.80	11.078	15:38:29.407
12-	22.084	115.7	27.570	13.544	117.9	12.592	26.671	88.6	1:42.461	87.39	1.337	15:40:11.868

P13		2 S		Thomas STRUDWICK			Honda NSF - Case Moto Rapido Moto3					
IDEAL LAP TIME : 1:41.671		BEST LAP TIME : 1:41.915		DIFFERENCE : 0.244								
LAP	SECTOR 1	SECTOR 2	SECTOR 3	SECTOR 4	SECTOR 5	LAP TIME	MPH	DIFF	TIME OF DAY			
1-	108.2	28.013	13.576	120.0	13.233	27.278	90.3	1:49.654	81.66	7.739	15:21:24.461	
2-	22.366	113.1	27.336	13.470	120.2	12.761	26.930	90.1	1:42.863	87.05	0.948	15:23:07.324
3-	22.136	114.3	27.070	13.354	120.6	12.607	26.748	89.7	1:41.915 (1)	87.86		15:24:49.239
4-	22.095	115.3	27.122	13.392	119.8	12.648	26.886	89.3	1:42.143	87.66	0.228	15:26:31.382
5-	22.315	117.1	27.381	13.446	120.6	12.662	26.920	89.6	1:42.724	87.17	0.809	15:28:14.106
6-	21.999	113.7	27.170	13.447	118.5	12.595	26.770	89.7	1:41.981 (2)	87.80	0.066	15:29:56.087
7-	22.036	114.9	27.137	13.371	120.0	12.688	26.774	88.6	1:42.006 (3)	87.78	0.091	15:31:38.093
8-	22.280	109.6	27.469	13.461	117.7	12.851	26.879	88.7	1:42.940	86.98	1.025	15:33:21.033
9-	22.248	112.5	27.426	13.440	117.5	12.714	26.713	88.9	1:42.541	87.32	0.626	15:35:03.574
10-	22.420	109.2	27.512	13.579	116.7	12.731	26.810	88.6	1:43.052	86.89	1.137	15:36:46.626
11-	22.361	110.5	27.337	13.450	116.7	12.659	26.673	88.1	1:42.480	87.37	0.565	15:38:29.106
12-	22.350	113.1	27.836	13.525	118.1	12.682	26.653	88.8	1:43.046	86.89	1.131	15:40:12.152

P14		72 S		Cameron HORSMAN			Honda NSF - Nova/FAB Racing					
IDEAL LAP TIME : 1:41.702		BEST LAP TIME : 1:42.175		DIFFERENCE : 0.473								
LAP	SECTOR 1	SECTOR 2	SECTOR 3	SECTOR 4	SECTOR 5	LAP TIME	MPH	DIFF	TIME OF DAY			
1-	107.7	28.088	13.518	118.7	12.709	27.044	87.2	1:48.057	82.86	5.882	15:21:22.864	
2-	22.449	119.8	27.014	13.398	118.3	12.652	26.970	88.0	1:42.483	87.37	0.308	15:23:05.347
3-	22.294	121.5	27.052	13.385	116.9	12.574	26.870	87.1	1:42.175 (1)	87.63		15:24:47.522
4-	22.453	120.0	27.389	13.607	113.5	12.783	26.899	87.1	1:43.131	86.82	0.956	15:26:30.653
5-	22.569	119.4	27.636	13.466	117.1	12.731	27.263	88.1	1:43.665	86.37	1.490	15:28:14.318
6-	22.233	121.1	27.072	13.368	116.1	12.639	26.899	88.2	1:42.211 (3)	87.60	0.036	15:29:56.529
7-	22.183	121.5	27.163	13.529	114.7	12.659	26.893	88.0	1:42.427	87.42	0.252	15:31:38.956
8-	22.140	121.1	27.196	13.374	117.7	12.682	27.557	85.4	1:42.949	86.97	0.774	15:33:21.905
9-	22.378	117.9	27.374	13.693	116.7	12.662	26.606	87.3	1:42.713	87.17	0.538	15:35:04.618
10-	22.439	119.4	27.146	13.701	113.7	12.778	26.728	87.2	1:42.792	87.11	0.617	15:36:47.410
11-	22.405	118.7	27.167	13.672	114.3	12.681	27.037	87.8	1:42.962	86.96	0.787	15:38:30.372
12-	22.219	118.9	27.167	13.436	116.3	12.710	26.644	87.5	1:42.176 (2)	87.63	0.001	15:40:12.548

P15		55 S		Jack SCOTT			Honda NSF - J J Racing					
IDEAL LAP TIME : 1:42.570		BEST LAP TIME : 1:42.854		DIFFERENCE : 0.284								
LAP	SECTOR 1	SECTOR 2	SECTOR 3	SECTOR 4	SECTOR 5	LAP TIME	MPH	DIFF	TIME OF DAY			
1-	107.5	29.728	13.673	116.9	13.001	27.263	88.9	1:50.815	80.80	7.961	15:21:25.622	
2-	22.509	112.9	27.713	13.679	115.5	12.967	26.847	89.1	1:43.715	86.33	0.861	15:23:09.337
3-	22.441	112.9	27.610	13.567	114.9	12.884	26.920	88.4	1:43.422	86.58	0.568	15:24:52.759
4-	22.596	110.5	27.466	13.478	115.1	12.922	26.849	88.9	1:43.311	86.67	0.457	15:26:36.070
5-	22.480	111.6	27.613	13.404	116.7	12.798	26.559	88.6	1:42.854 (1)	87.05		15:28:18.924
6-	22.409	113.9	27.497	13.692	112.0	12.732	26.746	88.2	1:43.076 (3)	86.87	0.222	15:30:02.000
7-	22.474	112.2	27.588	13.683	111.4	12.785	26.625	88.7	1:43.155	86.80	0.301	15:31:45.155
8-	22.648	110.7	27.563	13.509	112.7	12.753	26.656	88.2	1:43.129	86.82	0.275	15:33:28.284
9-	22.492	112.0	27.500	13.618	112.5	12.764	26.697	88.2	1:43.071 (2)	86.87	0.217	15:35:11.355
10-	22.547	113.1	27.573	13.683	111.8	12.858	26.901	88.4	1:43.562	86.46	0.708	15:36:54.917
11-	22.509	109.8	27.555	13.626	112.5	12.737	27.074	87.8	1:43.501	86.51	0.647	15:38:38.418
12-	22.575	113.1	27.618	13.608	113.3	12.956	27.217	88.1	1:43.974	86.12	1.120	15:40:22.392

Weather / Track : Bright / Dry

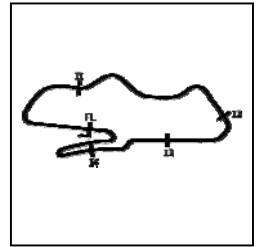
Donington Park GP
Circuit Length = 2.4873 miles
Start: 15:19 Flag 15:39 End: 15:41

MCRCB BULLETIN TK240

2017 MCE British Superbike Championship - Round 1

2017 HEL Performance British Motostar Championship

RACE 12 - SECTOR ANALYSIS



SECTOR 1 = FL to I1, SECTOR 2 = I1 to I2, SECTOR 3 = I2 to I3, SECTOR 4 = I3 to I4, SECTOR 5 = I4 to FL, DIFF = Difference To Personal Best Lap, P = Crossed Finish Line in Pit Lane, D = Time Disallowed

P16 34		Liam DELVES		DR-Moto - Stauff Connect Academy / Dr-Moto								
IDEAL LAP TIME : 1:41.651		BEST LAP TIME : 1:41.824			DIFFERENCE : 0.173							
LAP	SECTOR 1	SECTOR 2	SECTOR 3	SECTOR 4	SECTOR 5	LAP TIME	MPH	DIFF	TIME OF DAY			
1 -		111.4	28.453	13.319	124.0	13.030	27.339	90.1	1:49.532	81.75	7.708	15:21:24.339
2 -	22.271	116.3	27.239	13.534	122.2	12.753	27.075	89.4	1:42.872	87.04	1.048	15:23:07.211
3 -	22.008	118.9	26.948	13.313	123.1	12.646	26.909	89.6	1:41.824 (1)	87.94		15:24:49.035
4 -	21.865	119.6	26.976	13.340	123.1	12.752	27.209	89.6	1:42.142 (2)	87.66	0.318	15:26:31.177
5 -	22.156	119.1	27.230	13.420	120.6	12.616	27.069	89.3	1:42.491	87.36	0.667	15:28:13.668
6 -	21.949	120.6	27.009	13.504	118.7	12.645	27.068	88.8	1:42.175 (3)	87.63	0.351	15:29:55.843
7 -	22.041	118.9	27.106	13.473	119.4	12.802	27.554	88.3	1:42.976	86.95	1.152	15:31:38.819
8 -	22.085	120.4	27.142	13.426	120.4	12.726	27.686	86.6	1:43.065	86.88	1.241	15:33:21.884
9 -	22.294	117.9	27.378	13.608	118.7	12.725	27.605	87.6	1:43.610	86.42	1.786	15:35:05.494
10 -	22.343	118.5	27.587	13.919	116.7	12.877	27.822	86.6	1:44.548	85.64	2.724	15:36:50.042
11 -	22.647	114.5	27.933	13.977	117.1	13.132	28.686	85.3	1:46.375	84.17	4.551	15:38:36.417
12 -	22.929	112.9	28.067	14.037	117.3	13.265	28.526	85.7	1:46.824	83.82	5.000	15:40:23.241

P17 24 S		Shane FABER		Honda NSF - Symcirus Motorsport / Shane Faber Racing								
IDEAL LAP TIME : 1:42.951		BEST LAP TIME : 1:43.326			DIFFERENCE : 0.375							
LAP	SECTOR 1	SECTOR 2	SECTOR 3	SECTOR 4	SECTOR 5	LAP TIME	MPH	DIFF	TIME OF DAY			
1 -		103.0	28.756	13.481	121.3	12.894	27.603	88.8	1:50.555	80.99	7.229	15:21:25.362
2 -	22.328	109.8	27.734	13.545	118.7	12.888	27.148	89.4	1:43.643	86.39	0.317	15:23:09.005
3 -	22.374	111.6	27.805	13.499	118.3	12.829	26.915	89.3	1:43.422 (2)	86.58	0.096	15:24:52.427
4 -	22.464	109.1	27.784	13.469	117.7	12.775	26.940	88.9	1:43.432 (3)	86.57	0.106	15:26:35.859
5 -	22.523	111.2	27.634	13.462	117.1	13.116	26.865	89.7	1:43.600	86.43	0.274	15:28:19.459
6 -	22.692	112.9	28.267	13.590	116.3	12.947	26.760	89.2	1:44.256	85.88	0.930	15:30:03.715
7 -	22.424	110.1	27.694	13.529	116.7	12.927	26.752	89.6	1:43.326 (1)	86.66		15:31:47.041
8 -	22.380	112.2	27.790	13.599	116.7	12.913	26.906	88.8	1:43.588	86.44	0.262	15:33:30.629
9 -	22.352	111.8	27.835	13.547	116.9	12.896	26.850	89.2	1:43.480	86.53	0.154	15:35:14.109
10 -	22.590	108.9	27.884	13.606	117.5	12.930	27.043	89.2	1:44.053	86.05	0.727	15:36:58.162
11 -	22.660	110.7	27.994	13.639	116.9	13.095	27.131	89.1	1:44.519	85.67	1.193	15:38:42.681
12 -	22.813	106.5	28.181	13.742	117.1	13.357	27.544	87.0	1:45.637	84.76	2.311	15:40:28.318

P18 99		Stephen CAMPBELL		Honda - Campbell Racing								
IDEAL LAP TIME : 1:43.910		BEST LAP TIME : 1:44.129			DIFFERENCE : 0.219							
LAP	SECTOR 1	SECTOR 2	SECTOR 3	SECTOR 4	SECTOR 5	LAP TIME	MPH	DIFF	TIME OF DAY			
1 -		106.0	28.733	13.714	118.7	12.950	27.943	87.6	1:51.362	80.40	7.233	15:21:26.169
2 -	22.685	113.1	27.832	13.715	114.1	12.757	27.412	87.7	1:44.401	85.76	0.272	15:23:10.570
3 -	22.630	113.5	27.796	13.696	113.5	12.702	27.305	86.6	1:44.129 (1)	85.99		15:24:54.699
4 -	22.704	114.1	27.933	13.744	114.5	12.684	27.517	86.6	1:44.582	85.62	0.453	15:26:39.281
5 -	22.731	111.8	27.975	13.730	112.4	12.819	27.457	87.1	1:44.712	85.51	0.583	15:28:23.993
6 -	22.632	112.5	28.029	13.957	112.4	12.792	27.706	86.5	1:45.116	85.18	0.987	15:30:09.109
7 -	22.612	114.1	28.022	13.613	112.9	12.748	27.383	87.1	1:44.378 (3)	85.78	0.249	15:31:53.487
8 -	22.697	110.7	27.898	13.802	112.2	12.731	27.290	86.5	1:44.418	85.75	0.289	15:33:37.905
9 -	22.690	110.3	29.835	13.911	112.9	12.743	27.230	86.6	1:46.409	84.15	2.280	15:35:24.314
10 -	22.737	113.3	28.137	13.688	113.1	12.795	27.429	87.1	1:44.786	85.45	0.657	15:37:09.100
11 -	22.707	111.1	27.771	13.687	112.7	12.729	27.404	86.2	1:44.298 (2)	85.85	0.169	15:38:53.398
12 -	22.767	112.9	27.794	13.633	113.3	12.717	27.566	86.9	1:44.477	85.70	0.348	15:40:37.875

P19 45 S		Scott SWANN		Honda NSF - Swann Racing								
IDEAL LAP TIME : 1:44.132		BEST LAP TIME : 1:44.422			DIFFERENCE : 0.290							
LAP	SECTOR 1	SECTOR 2	SECTOR 3	SECTOR 4	SECTOR 5	LAP TIME	MPH	DIFF	TIME OF DAY			
1 -		110.0	29.143	13.624	119.4	13.102	27.767	88.8	1:51.767	80.11	7.345	15:21:26.574
2 -	22.551	115.1	28.187	13.791	115.7	13.283	27.484	88.4	1:45.296	85.04	0.874	15:23:11.870
3 -	22.825	111.6	28.289	13.759	114.3	13.128	27.359	88.6	1:45.360	84.98	0.938	15:24:57.230
4 -	22.818	108.2	28.341	13.929	113.5	13.148	27.507	88.1	1:45.743	84.68	1.321	15:26:42.973
5 -	22.757	109.6	28.269	13.659	113.7	13.013	27.183	88.1	1:44.881	85.37	0.459	15:28:27.854
6 -	22.631	111.4	27.972	13.775	112.5	12.934	27.340	88.3	1:44.652	85.56	0.230	15:30:12.506
7 -	22.614	112.5	28.107	13.665	113.9	12.896	27.263	87.7	1:44.545 (3)	85.65	0.123	15:31:57.051
8 -	22.549	108.9	28.018	13.672	113.1	13.065	27.118	88.0	1:44.422 (1)	85.75		15:33:41.473
9 -	22.676	112.0	28.095	13.861	113.9	12.939	27.203	88.1	1:44.774	85.46	0.352	15:35:26.247

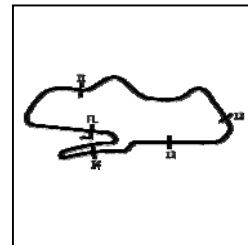
Weather / Track : Bright / Dry

Donington Park GP

Circuit Length = 2.4873 miles

Start: 15:19 Flag 15:39 End: 15:41

RACE 12 - SECTOR ANALYSIS



SECTOR 1 = FL to I1, SECTOR 2 = I1 to I2, SECTOR 3 = I2 to I3, SECTOR 4 = I3 to I4, SECTOR 5 = I4 to FL, DIFF = Difference To Personal Best Lap, P = Crossed Finish Line in Pit Lane, D = Time Disallowed

10 -	22.647	110.1	28.100	13.642	114.1	12.869	27.205	88.8	1:44.463 (2)	85.71	0.041	15:37:10.710
11 -	22.627	111.4	28.030	13.667	113.9	12.927	27.296	87.7	1:44.547	85.65	0.125	15:38:55.257
12 -	22.619	115.1	28.439	13.810	113.3	13.534	27.271	88.2	1:45.673	84.73	1.251	15:40:40.930

P20 56 S Charlie ATKINS		Honda NSF - Wilson Racing										
IDEAL LAP TIME : 1:44.245		BEST LAP TIME : 1:44.783					DIFFERENCE : 0.538					
LAP	SECTOR 1	SECTOR 2	SECTOR 3	SECTOR 4	SECTOR 5	LAP TIME	MPH	DIFF	TIME OF DAY			
1 -	104.0	28.861	13.876	121.7	13.458	27.920	91.3	1:53.450	78.92	8.667	15:21:28.257	
2 -	22.939	107.3	28.234	13.688	119.1	12.953	27.722	89.8	1:45.536	84.84	0.753	15:23:13.793
3 -	23.163	107.0	28.028	13.805	117.5	12.903	28.002	88.8	1:45.901	84.55	1.118	15:24:59.694
4 -	23.205	102.2	28.468	13.952	116.9	13.011	28.210	90.3	1:46.846	83.80	2.063	15:26:46.540
5 -	22.871	108.9	28.136	13.580	119.1	13.416	28.287	88.0	1:46.290	84.24	1.507	15:28:32.830
6 -	22.898	109.8	28.230	13.639	118.1	12.808	27.466	89.8	1:45.041 (3)	85.24	0.258	15:30:17.871
7 -	22.711	105.0	27.874	13.702	117.7	12.949	27.547	89.6	1:44.783 (1)	85.45		15:32:02.654
8 -	23.623	103.0	28.516	13.589	118.9	13.391	27.729	90.8	1:46.848	83.80	2.065	15:33:49.502
9 -	22.990	106.5	28.213	13.662	117.7	12.867	27.850	89.2	1:45.582	84.81	0.799	15:35:35.084
10 -	22.829	107.8	28.062	13.714	117.1	13.019	27.369	89.9	1:44.993 (2)	85.28	0.210	15:37:20.077
11 -	22.874	106.1	28.216	13.830	115.9	13.114	27.799	90.8	1:45.833	84.60	1.050	15:39:05.910
12 -	23.025	106.5	28.152	13.633	116.5	13.210	27.272	90.1	1:45.292	85.04	0.509	15:40:51.202

P21 76 S Elliot PINSON		Honda NSF - Cresswell Racing										
IDEAL LAP TIME : 1:44.183		BEST LAP TIME : 1:44.595					DIFFERENCE : 0.412					
LAP	SECTOR 1	SECTOR 2	SECTOR 3	SECTOR 4	SECTOR 5	LAP TIME	MPH	DIFF	TIME OF DAY			
1 -	96.8	29.309	13.887	117.9	13.836	28.101	88.0	1:55.093	77.80	10.498	15:21:29.900	
2 -	23.110	106.5	28.740	13.800	117.1	13.087	27.564	87.2	1:46.301	84.23	1.706	15:23:16.201
3 -	22.904	110.9	28.219	13.736	113.5	12.931	27.053	87.0	1:44.843 (2)	85.40	0.248	15:25:01.044
4 -	22.821	110.7	28.228	13.842	113.5	12.885	27.405	86.6	1:45.181	85.13	0.586	15:26:46.225
5 -	22.847	109.2	28.211	13.799	112.0	13.436	27.775	85.3	1:46.068	84.42	1.473	15:28:32.293
6 -	23.131	108.9	28.301	13.870	110.3	13.079	27.538	86.1	1:45.919	84.54	1.324	15:30:18.212
7 -	22.945	109.8	27.871	13.740	112.7	12.961	27.078	86.8	1:44.595 (1)	85.61		15:32:02.807
8 -	23.229	107.0	28.421	13.874	110.9	13.415	27.249	87.0	1:46.188	84.32	1.593	15:33:48.995
9 -	23.051	107.7	28.402	13.900	110.9	13.251	27.647	86.1	1:46.251	84.27	1.656	15:35:35.246
10 -	23.402	105.6	28.007	13.801	112.2	13.006	26.870	87.8	1:45.086 (3)	85.21	0.491	15:37:20.332
11 -	23.021	107.2	28.050	13.835	113.5	12.977	27.241	85.8	1:45.124	85.17	0.529	15:39:05.456
12 -	23.170	106.8	28.209	13.875	110.9	13.459	27.244	86.9	1:45.957	84.51	1.362	15:40:51.413

P22 89 S T. Fox MORETON		Honda NSF - Banks Racing / Moto Engineering										
IDEAL LAP TIME : 1:45.706		BEST LAP TIME : 1:46.182					DIFFERENCE : 0.476					
LAP	SECTOR 1	SECTOR 2	SECTOR 3	SECTOR 4	SECTOR 5	LAP TIME	MPH	DIFF	TIME OF DAY			
1 -	103.0	29.156	13.757	120.0	13.124	28.506	85.0	1:53.078	79.18	6.896	15:21:27.885	
2 -	23.492	103.2	28.729	13.749	118.1	12.927	28.040	88.1	1:46.937	83.73	0.755	15:23:14.822
3 -	23.262	106.6	28.239	13.811	116.3	13.063	28.414	88.3	1:46.789	83.85	0.607	15:25:01.611
4 -	23.088	108.4	28.197	13.859	116.1	13.018	28.122	88.8	1:46.284 (2)	84.25	0.102	15:26:47.895
5 -	23.256	107.8	28.132	13.780	115.3	13.180	28.091	88.2	1:46.439 (3)	84.12	0.257	15:28:34.334
6 -	23.021	110.1	28.115	13.814	115.3	13.098	28.441	88.0	1:46.489	84.08	0.307	15:30:20.823
7 -	23.007	108.4	28.394	13.773	114.3	13.044	27.964	88.4	1:46.182 (1)	84.33		15:32:07.005
8 -	23.140	105.8	28.486	13.707	113.7	13.238	28.055	88.2	1:46.626	83.98	0.444	15:33:53.631
9 -	23.146	107.5	28.329	13.733	115.7	13.161	28.440	87.5	1:46.809	83.83	0.627	15:35:40.440
10 -	23.110	107.3	28.389	13.743	115.3	13.147	28.931	88.9	1:47.320	83.43	1.138	15:37:27.760
11 -	23.462	105.1	28.403	13.751	115.1	13.237	27.950	88.2	1:46.803	83.84	0.621	15:39:14.563
12 -	23.090	106.1	28.397	13.730	114.5	13.217	28.323	88.2	1:46.757	83.87	0.575	15:41:01.320

P23 27 Josh HODGE		KTM - Team HPR										
IDEAL LAP TIME : 1:45.507		BEST LAP TIME : 1:45.668					DIFFERENCE : 0.161					
LAP	SECTOR 1	SECTOR 2	SECTOR 3	SECTOR 4	SECTOR 5	LAP TIME	MPH	DIFF	TIME OF DAY			
1 -	107.2	29.389	13.858	118.3	13.533	28.917	89.4	1:54.324	78.32	8.656	15:21:29.131	
2 -	22.890	113.9	28.748	14.000	117.1	13.299	28.599	89.9	1:47.536	83.26	1.868	15:23:16.667
3 -	23.051	113.9	28.530	14.090	115.7	13.135	28.391	89.6	1:47.197	83.53	1.529	15:25:03.864
4 -	23.203	112.9	28.684	14.167	116.1	13.387	28.343	89.6	1:47.784	83.07	2.116	15:26:51.648
5 -	23.376	110.0	28.877	13.957	116.9	13.394	28.354	89.9	1:47.958	82.94	2.290	15:28:39.606

Weather / Track : Bright / Dry

Donington Park GP

Circuit Length = 2.4873 miles

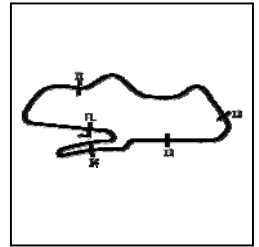
Start: 15:19 Flag 15:39 End: 15:41

MCRCB BULLETIN TK240

2017 MCE British Superbike Championship - Round 1

2017 HEL Performance British Motostar Championship

RACE 12 - SECTOR ANALYSIS



SECTOR 1 = FL to I1, SECTOR 2 = I1 to I2, SECTOR 3 = I2 to I3, SECTOR 4 = I3 to I4, SECTOR 5 = I4 to FL, DIFF = Difference To Personal Best Lap, P = Crossed Finish Line in Pit Lane, D = Time Disallowed

6-	23.043	112.0	28.566	14.021	116.1	13.428	28.302	89.8	1:47.360	83.40	1.692	15:30:26.966
7-	22.857	112.4	28.317	13.866	117.1	13.499	28.267	90.6	1:46.806	83.83	1.138	15:32:13.772
8-	22.878	112.4	28.656	13.794	117.1	13.442	28.162	90.3	1:46.932	83.73	1.264	15:34:00.704
9-	22.961	115.5	28.313	13.759	116.7	13.247	28.130	90.4	1:46.410	84.15	0.742	15:35:47.114
10-	22.717	111.4	28.356	13.638	118.3	13.091	27.866	89.6	1:45.668 (1)	84.74		15:37:32.782
11-	22.931	111.4	28.266	13.851	116.1	13.252	27.795	90.3	1:46.095 (3)	84.40	0.427	15:39:18.877
12-	22.879	112.2	28.266	13.749	116.3	13.130	27.914	90.4	1:45.938 (2)	84.52	0.270	15:41:04.815

P24	48 S	Ewan POTTER					Honda NSF -					
IDEAL LAP TIME : 1:45.489		BEST LAP TIME : 1:45.636			DIFFERENCE : 0.147							
LAP	SECTOR 1	SECTOR 2	SECTOR 3	SECTOR 4	SECTOR 5	LAP TIME	MPH	DIFF	TIME OF DAY			
1-	100.4	29.149	14.029	116.9	13.677	28.459	89.3	1:54.815	77.98	9.179	15:21:29.622	
2-	23.157	109.6	28.723	13.894	115.9	13.465	28.061	89.2	1:47.300	83.45	1.664	15:23:16.922
3-	23.108	108.2	28.470	14.028	116.7	13.262	28.224	89.3	1:47.092	83.61	1.456	15:25:04.014
4-	23.436	111.2	28.540	14.114	116.7	13.374	27.876	88.7	1:47.340	83.42	1.704	15:26:51.354
5-	23.465	108.7	28.591	13.963	113.7	13.643	27.710	88.7	1:47.372	83.39	1.736	15:28:38.726
6-	23.321	110.1	28.482	14.137	112.9	13.483	27.699	87.7	1:47.122	83.59	1.486	15:30:25.848
7-	23.168	110.9	28.440	13.905	113.7	13.635	27.707	88.9	1:46.855	83.80	1.219	15:32:12.703
8-	23.073	105.0	28.708	13.917	113.5	13.451	27.565	88.4	1:46.714	83.91	1.078	15:33:59.417
9-	23.160	111.4	28.599	13.945	113.7	13.320	27.680	88.8	1:46.704 (3)	83.91	1.068	15:35:46.121
10-	23.195	105.3	28.519	13.998	113.9	13.387	27.822	89.6	1:46.921	83.74	1.285	15:37:33.042
11-	22.936	111.6	28.563	13.768	114.7	13.335	27.759	89.2	1:46.361 (2)	84.18	0.725	15:39:19.403
12-	23.059	109.6	28.224	13.668	115.5	13.096	27.589	89.3	1:45.636 (1)	84.76		15:41:05.039

P25	5 S	Tom ALEXANDER					Honda NSF - Wilson Racing					
IDEAL LAP TIME : 1:49.866		BEST LAP TIME : 1:50.632			DIFFERENCE : 0.766							
LAP	SECTOR 1	SECTOR 2	SECTOR 3	SECTOR 4	SECTOR 5	LAP TIME	MPH	DIFF	TIME OF DAY			
1-	91.4	30.577	14.200	114.7	14.090	29.531	88.2	1:58.689	75.44	8.057	15:21:33.496	
2-	24.356	102.4	30.469	14.355	112.4	14.106	28.852	84.7	1:52.138	79.85	1.506	15:23:25.634
3-	23.977	102.7	30.289	14.317	111.8	13.600	28.476	87.7	1:50.659 (2)	80.91	0.027	15:25:16.293
4-	24.267	100.3	30.210	14.396	111.4	13.961	28.827	87.6	1:51.661	80.19	1.029	15:27:07.954
5-	23.989	102.6	30.052	14.337	112.2	13.578	28.676	88.0	1:50.632 (1)	80.93		15:28:58.586
6-	24.315	96.8	29.879	14.458	110.9	13.818	28.851	87.7	1:51.321	80.43	0.689	15:30:49.907
7-	24.293	99.1	30.114	14.440	111.1	13.697	28.321	87.7	1:50.865 (3)	80.76	0.233	15:32:40.772
8-	24.188	100.6	30.176	14.437	110.9	14.218	28.996	89.1	1:52.015	79.93	1.383	15:34:32.787
9-	23.888	99.1	30.373	14.382	112.9	13.954	28.412	87.2	1:51.009	80.66	0.377	15:36:23.796
10-	24.059	97.8	30.180	14.393	111.4	13.835	28.543	88.2	1:51.010	80.66	0.378	15:38:14.806
11-	24.291	95.4	30.583	14.201	114.1	14.182	28.908	86.6	1:52.165	79.83	1.533	15:40:06.971

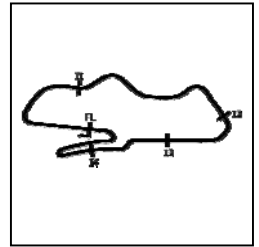
P26	95 S	Ross TURNER					Honda NSF - RedRat Racing					
IDEAL LAP TIME : 1:46.449		BEST LAP TIME : 1:46.736			DIFFERENCE : 0.287							
LAP	SECTOR 1	SECTOR 2	SECTOR 3	SECTOR 4	SECTOR 5	LAP TIME	MPH	DIFF	TIME OF DAY			
1-	96.8	29.227	13.865	120.9	14.268	28.487	89.9	1:55.660	77.41	8.924	15:21:30.467	
2-	23.166	106.8	28.950	13.848	118.7	13.399	27.893	90.1	1:47.256 (3)	83.48	0.520	15:23:17.723
3-	23.000	112.4	28.739	13.982	117.3	13.166	27.849	88.6	1:46.736 (1)	83.89		15:25:04.459
4-	23.203	107.8	28.694	14.016	119.4	13.444	28.405	89.2	1:47.762	83.09	1.026	15:26:52.221
5-	23.310	110.7	28.586	13.997	115.3	14.029	28.200	88.2	1:48.122	82.81	1.386	15:28:40.343
6-	23.030	110.5	28.697	13.906	116.3	13.341	28.319	88.4	1:47.293	83.45	0.557	15:30:27.636
7-	23.123	110.0	28.933	14.103	115.3	13.375	28.237	88.8	1:47.771	83.08	1.035	15:32:15.407
8-	23.409	104.6	29.199	14.145	113.3	13.590	28.011	88.7	1:48.354	82.64	1.618	15:34:03.761
9-	23.161	103.5	29.647	14.107	114.5	13.518	IN PIT	IN PIT	83.32	0.732	15:35:51.229	
10-	OUTLAP	107.7	29.059	14.007	114.1	13.424	27.944	88.2	2:39.018	56.31	52.282	15:38:30.247
11-	23.093	110.1	28.732	13.919	117.3	13.281	28.000	88.8	1:47.025 (2)	83.66	0.289	15:40:17.272

P27	28	Lee HINDLE					KTM - JH Motorsport					
IDEAL LAP TIME : 1:39.430		BEST LAP TIME : 1:39.973			DIFFERENCE : 0.543							
LAP	SECTOR 1	SECTOR 2	SECTOR 3	SECTOR 4	SECTOR 5	LAP TIME	MPH	DIFF	TIME OF DAY			
1-	107.2	27.817	12.993	126.8	12.687	26.452	91.3	1:45.724	84.69	5.751	15:21:20.531	
2-	21.977	111.4	27.184	13.173	123.3	12.401	26.185	93.6	1:40.920	88.72	0.947	15:23:01.451
3-	21.807	111.1	27.273	13.168	123.8	12.307	26.535	94.2	1:41.090	88.57	1.117	15:24:42.541

Weather / Track : Bright / Dry

Donington Park GP
Circuit Length = 2.4873 miles
Start: 15:19 Flag 15:39 End: 15:41

RACE 12 - SECTOR ANALYSIS



SECTOR 1 = FL to I1, SECTOR 2 = I1 to I2, SECTOR 3 = I2 to I3, SECTOR 4 = I3 to I4, SECTOR 5 = I4 to FL, DIFF = Difference To Personal Best Lap, P = Crossed Finish Line in Pit Lane, D = Time Disallowed

4 -	21.784	115.1	26.992	13.169	123.8	12.275	26.513	93.2	1:40.733	88.89	0.760	15:26:23.274
5 -	21.830	114.1	27.094	13.178	124.2	12.300	26.484	92.3	1:40.886	88.75	0.913	15:28:04.160
6 -	21.832	113.5	26.750	13.279	123.8	12.282	26.606	92.9	1:40.749	88.87	0.776	15:29:44.909
7 -	21.706	113.3	26.960	13.444	122.2	12.334	26.429	94.4	1:40.873	88.76	0.900	15:31:25.782
8 -	21.911	115.7	27.061	13.024	123.3	12.662	26.071	94.2	1:40.729	88.89	0.756	15:33:06.511
9 -	21.608	113.9	26.922	13.120	124.9	12.266	26.057	92.4	1:39.973 (1)	89.56		15:34:46.484
10 -	21.709	113.3	26.932	13.117	123.3	12.331	26.060	91.9	1:40.149 (2)	89.41	0.176	15:36:26.633
11 -	21.804	112.2	27.093	13.179	123.3	12.229	25.944	93.3	1:40.249 (3)	89.32	0.276	15:38:06.882

P28	69	Tom BOOTH-AMOS					KTM - City Lifting RS Racing					
IDEAL LAP TIME : 1:38.482		BEST LAP TIME : 1:38.725			DIFFERENCE : 0.243							
LAP	SECTOR 1	SECTOR 2	SECTOR 3	SECTOR 4	SECTOR 5	LAP TIME	MPH	DIFF	TIME OF DAY			
1 -	114.7	26.842	13.013	125.2	12.288	25.780	92.9	1:42.621	87.25	3.896	15:21:17.428	
2 -	21.569	118.9	26.676	13.056	124.0	12.049	25.565	94.0	1:38.915 (3)	90.52	0.190	15:22:56.343
3 -	21.362	119.8	26.582	13.082	122.2	12.105	25.594	93.3	1:38.725 (1)	90.70		15:24:35.068
4 -	21.475	121.3	26.711	13.086	122.6	12.204	25.667	93.2	1:39.143	90.31	0.418	15:26:14.211
5 -	21.478	120.0	26.744	13.010	123.1	12.229	25.571	93.5	1:39.032	90.41	0.307	15:27:53.243
6 -	21.432	122.6	26.583	13.207	122.2	12.143	25.479	93.6	1:38.844 (2)	90.59	0.119	15:29:32.087
7 -	21.435	119.8	26.734	13.069	121.5	12.231	25.613	92.4	1:39.082	90.37	0.357	15:31:11.169
8 -	21.522	124.0	26.948	13.147	121.3	12.215	25.830	92.7	1:39.662	89.84	0.937	15:32:50.831
9 -	21.541	120.0	26.730	13.226	119.4	12.415	26.666	77.1	1:40.578	89.02	1.853	15:34:31.409

P29	54	Sam BURMAN					KTM - TeamWNT / Burman Racing					
IDEAL LAP TIME : 1:41.683		BEST LAP TIME : 1:41.800			DIFFERENCE : 0.117							
LAP	SECTOR 1	SECTOR 2	SECTOR 3	SECTOR 4	SECTOR 5	LAP TIME	MPH	DIFF	TIME OF DAY			
1 -	104.8	28.691	13.130	127.5	13.382	27.650	93.1	1:50.241	81.22	8.441	15:21:25.048	
2 -	22.168	111.6	27.383	13.202	127.3	12.952	27.136	92.3	1:42.841 (3)	87.07	1.041	15:23:07.889
3 -	22.082	111.6	27.499	13.246	125.9	12.677	26.897	93.2	1:42.401 (2)	87.44	0.601	15:24:50.290
4 -	22.118	114.3	27.269	13.211	125.6	12.450	26.752	93.2	1:41.800 (1)	87.96		15:26:32.090
5 -	22.577	107.7	28.256	13.689	123.3	12.835	26.780	93.8	1:44.137	85.98	2.337	15:28:16.227
6 -	29.318	95.3	28.932	13.482	123.3	12.971	27.640	92.1	1:52.343	79.70	10.543	15:30:08.570

P30	23	Sam LLEWELLYN					KTM - SymCirrus Motorsport					
IDEAL LAP TIME : 1:41.025		BEST LAP TIME : 1:41.741			DIFFERENCE : 0.716							
LAP	SECTOR 1	SECTOR 2	SECTOR 3	SECTOR 4	SECTOR 5	LAP TIME	MPH	DIFF	TIME OF DAY			
1 -	106.6	28.720	13.331	126.1	12.999	27.661	93.3	1:50.407	81.10	8.666	15:21:25.214	
2 -	22.218	108.0	28.033	13.502	125.6	12.697	26.802	93.1	1:43.252	86.72	1.511	15:23:08.466
3 -	21.995	116.7	27.750	13.279	125.2	12.536	26.533	93.5	1:42.093 (2)	87.70	0.352	15:24:50.559
4 -	22.072	115.9	27.486	13.218	126.1	12.542	26.423	93.3	1:41.741 (1)	88.01		15:26:32.300
5 -	22.481	107.2	27.768	13.622	123.8	12.602	26.494	93.2	1:42.967 (3)	86.96	1.226	15:28:15.267

P31	17	Tom CARNE					Tigcraft - Neatafan/Tigcraft Racing					
IDEAL LAP TIME : 1:41.766		BEST LAP TIME : 1:42.069			DIFFERENCE : 0.303							
LAP	SECTOR 1	SECTOR 2	SECTOR 3	SECTOR 4	SECTOR 5	LAP TIME	MPH	DIFF	TIME OF DAY			
1 -	103.0	27.956	13.446	120.0	12.957	26.829	90.4	1:48.295	82.68	6.226	15:21:23.102	
2 -	22.672	106.1	27.447	13.493	115.1	13.104	26.433	89.9	1:43.149 (3)	86.81	1.080	15:23:06.251
3 -	22.255	109.4	27.280	13.458	119.6	12.597	26.479	90.6	1:42.069 (1)	87.72		15:24:48.320
4 -	22.144	110.5	27.172	13.420	120.0	12.872	27.448	85.9	1:43.056 (2)	86.88	0.987	15:26:31.376
5 -	22.994	106.0	28.049	14.577	112.9	13.128	IN PIT		1:48.448 P	82.56	6.379	15:28:19.824

MCRCB BULLETIN TK241**2017 MCE British Superbike Championship - Round 1****2017 HEL Performance British Motostar Championship****RACE 12 - BEST SPEEDS**

POS	INTERMEDIATE 1		INTERMEDIATE 2		INTERMEDIATE 3		INTERMEDIATE 4		FINISH LINE			
	NO	NAME	MPH	NO	NAME	MPH	NO	NAME	MPH	NO	NAME	MPH
1	15	McMANUS	125.9			64	DURHAM	129.3		15	McMANUS	96.2
2	69	BOOTH-AMOS	124.0			15	McMANUS	128.5		47	ARCHER	95.3
3	20	MARKLUND	123.1			20	MARKLUND	127.8		35	LODGE	95.2
4	25	BROUWERS	122.0			47	ARCHER	127.5		79	STACEY	94.9
5	35	LODGE	121.7			52	BOERBOOM	127.5		28	HINDLE	94.4
6	19	RODRIGUEZ	121.7			54	BURMAN	127.5		64	DURHAM	94.2
7	79	STACEY	121.5			79	STACEY	127.5		69	BOOTH-AMOS	94.0
8	72	HORSMAN	121.5			28	HINDLE	126.8		20	MARKLUND	93.8
9	52	BOERBOOM	120.9			35	LODGE	126.3		44	BEST	93.8
10	34	DELVES	120.6			23	LLEWELLYN	126.1		54	BURMAN	93.8
11	3	KERR	119.4			44	BEST	126.1		3	KERR	93.5
12	30	COOK	119.1			3	KERR	125.4		23	LLEWELLYN	93.5
13	44	BEST	118.1			69	BOOTH-AMOS	125.2		52	BOERBOOM	93.5
14	64	DURHAM	117.9			19	RODRIGUEZ	124.2		30	COOK	92.0
15	28	HINDLE	117.5			34	DELVES	124.0		56	ATKINS	91.3
16	2	STRUDWICK	117.1			30	COOK	123.8		25	BROUWERS	90.7
17	23	LLEWELLYN	116.7			25	BROUWERS	122.0		17	CARNE	90.6
18	27	HODGE	115.5			56	ATKINS	121.7		27	HODGE	90.6
19	45	SWANN	115.1			24	FABER	121.3		19	RODRIGUEZ	90.6
20	47	ARCHER	114.7			95	TURNER	120.9		2	STRUDWICK	90.3
21	54	BURMAN	114.3			2	STRUDWICK	120.6		34	DELVES	90.1
22	99	CAMPBELL	114.1			17	CARNE	120.0		95	TURNER	90.1
23	55	SCOTT	113.9			89	MORETON	120.0		24	FABER	89.7
24	24	FABER	112.9			45	SWANN	119.4		48	POTTER	89.6
25	95	TURNER	112.4			99	CAMPBELL	118.7		5	ALEXANDER	89.1
26	48	POTTER	111.6			72	HORSMAN	118.7		55	SCOTT	89.1
27	76	PINSON	110.9			27	HODGE	118.3		89	MORETON	88.9
28	17	CARNE	110.5			76	PINSON	117.9		45	SWANN	88.8
29	89	MORETON	110.1			48	POTTER	116.9		72	HORSMAN	88.2
30	56	ATKINS	109.8			55	SCOTT	116.9		76	PINSON	88.0
31	5	ALEXANDER	102.7			5	ALEXANDER	114.7		99	CAMPBELL	87.7
32												
33												

Weather / Track : Bright / Dry

Results can be found at www.tsl-timing.comDonington Park GP
Circuit Length = 2.4873 miles
Start: 15:19 Flag 15:39 End: 15:41

Printed - 15:44 Sunday, 02 April 2017

MCRCB BULLETIN TK242

2017 MCE British Superbike Championship - Round 1

2017 HEL Performance British Motostar Championship

RACE 12 - BEST SECTORS

SECTOR 1		SECTOR 2		SECTOR 3		SECTOR 4		SECTOR 5		IDEAL / BEST COMPARISON											
POS	NO	TIME	NO	TIME	NO	TIME	NO	TIME	NO	TIME	POS	NO	NAME	IDEAL	BEST	DIFF					
														PERFECT LAP	1:37.768						
1	79	STA	21.093	79	STA	26.347	47	ARC	12.843	3	KER	12.006	69	BOO	25.479	1	35	LODGE	1:38.137	1:38.355	0.218
2	35	LOD	21.193	3	KER	26.376	35	LOD	12.888	69	BOO	12.049	35	LOD	25.531	2	79	STACEY	1:38.267	1:38.360	0.093
3	3	KER	21.359	35	LOD	26.430	3	KER	12.890	35	LOD	12.095	3	KER	25.704	3	3	KERR	1:38.335	1:38.668	0.333
4	69	BOO	21.362	69	BOO	26.582	79	STA	12.976	79	STA	12.098	79	STA	25.753	4	69	BOOTH-AMOS	1:38.482	1:38.725	0.243
5	15	McM	21.437	15	McM	26.691	28	HIN	12.993	15	McM	12.228	28	HIN	25.944	5	28	HINDLE	1:39.430	1:39.973	0.543
6	52	BOE	21.519	47	ARC	26.707	69	BOO	13.010	28	HIN	12.229	15	McM	26.078	6	15	McMANUS	1:39.480	1:39.994	0.514
7	28	HIN	21.533	28	HIN	26.731	52	BOE	13.023	52	BOE	12.230	47	ARC	26.154	7	47	ARCHER	1:39.582	1:40.089	0.507
8	47	ARC	21.536	25	BRO	26.758	64	DUR	13.037	25	BRO	12.258	64	DUR	26.218	8	52	BOERBOOM	1:40.070	1:40.385	0.315
9	20	MAR	21.613	52	BOE	26.913	15	McM	13.046	44	BES	12.267	30	COO	26.321	9	25	BROUWERS	1:40.452	1:41.062	0.610
10	44	BES	21.713	34	DEL	26.948	20	MAR	13.054	30	COO	12.297	19	ROD	26.328	10	64	DURHAM	1:40.505	1:40.979	0.474
11	23	LLE	21.727	30	COO	26.957	44	BES	13.105	19	ROD	12.298	52	BOE	26.385	11	30	COOK	1:40.541	1:40.835	0.294
12	64	DUR	21.729	72	HOR	27.014	23	LLE	13.111	47	ARC	12.342	20	MAR	26.417	12	20	MARKLUND	1:40.560	1:41.207	0.647
13	25	BRO	21.750	64	DUR	27.066	54	BUR	13.130	20	MAR	12.357	23	LLE	26.423	13	44	BEST	1:40.724	1:41.213	0.489
14	30	COO	21.789	2	STR	27.070	25	BRO	13.147	54	BUR	12.450	17	CAR	26.433	14	19	RODRIGUEZ	1:40.790	1:41.124	0.334
15	34	DEL	21.865	44	BES	27.103	30	COO	13.177	64	DUR	12.455	44	BES	26.536	15	23	LLEWELLYN	1:41.025	1:41.741	0.716
16	19	ROD	21.866	20	MAR	27.119	19	ROD	13.178	23	LLE	12.491	25	BRO	26.539	16	34	DELVES	1:41.651	1:41.824	0.173
17	2	STR	21.999	19	ROD	27.120	34	DEL	13.313	72	HOR	12.574	55	SCO	26.559	17	2	STRUDWICK	1:41.671	1:41.915	0.244
18	54	BUR	22.082	17	CAR	27.172	2	STR	13.354	2	STR	12.595	72	HOR	26.606	18	54	BURMAN	1:41.683	1:41.800	0.117
19	72	HOR	22.140	54	BUR	27.269	72	HOR	13.368	17	CAR	12.597	2	STR	26.653	19	72	HORSMAN	1:41.702	1:42.175	0.473
20	17	CAR	22.144	23	LLE	27.273	55	SCO	13.404	34	DEL	12.616	54	BUR	26.752	20	17	CARNE	1:41.766	1:42.069	0.303
21	24	FAB	22.328	55	SCO	27.466	17	CAR	13.420	99	CAM	12.684	24	FAB	26.752	21	55	SCOTT	1:42.570	1:42.854	0.284
22	55	SCO	22.409	24	FAB	27.634	24	FAB	13.462	55	SCO	12.732	76	PIN	26.870	22	24	FABER	1:42.951	1:43.326	0.375
23	45	SWA	22.549	99	CAM	27.771	56	ATK	13.580	24	FAB	12.775	34	DEL	26.909	23	99	CAMPBELL	1:43.910	1:44.129	0.219
24	99	CAM	22.612	76	PIN	27.871	99	CAM	13.613	56	ATK	12.808	45	SWA	27.118	24	45	SWANN	1:44.132	1:44.422	0.290
25	56	ATK	22.711	56	ATK	27.874	45	SWA	13.624	45	SWA	12.869	99	CAM	27.230	25	76	PINSON	1:44.183	1:44.595	0.412
26	27	HOD	22.717	45	SWA	27.972	27	HOD	13.638	76	PIN	12.885	56	ATK	27.272	26	56	ATKINS	1:44.245	1:44.783	0.538
27	76	PIN	22.821	89	MOR	28.115	48	POT	13.668	89	MOR	12.927	48	POT	27.565	27	48	POTTER	1:45.489	1:45.636	0.147
28	48	POT	22.936	48	POT	28.224	89	MOR	13.707	27	HOD	13.091	27	HOD	27.795	28	27	HODGE	1:45.507	1:45.668	0.161
29	95	TUR	23.000	27	HOD	28.266	76	PIN	13.736	48	POT	13.096	95	TUR	27.849	29	89	MORETON	1:45.706	1:46.182	0.476
30	89	MOR	23.007	95	TUR	28.586	95	TUR	13.848	95	TUR	13.166	89	MOR	27.950	30	95	TURNER	1:46.449	1:46.736	0.287
31	5	ALE	23.888	5	ALE	29.879	5	ALE	14.200	5	ALE	13.578	5	ALE	28.321	31	5	ALEXANDER	1:49.866	1:50.632	0.766
32																					
33																					

Weather / Track : Bright / Dry

Donington Park GP

Circuit Length = 2.4873 miles

Start: 15:19 Flag 15:39 End: 15:41

Results can be found at www.tsl-timing.com

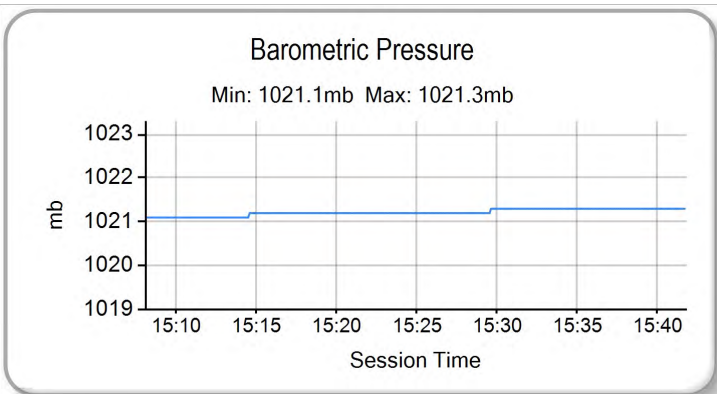
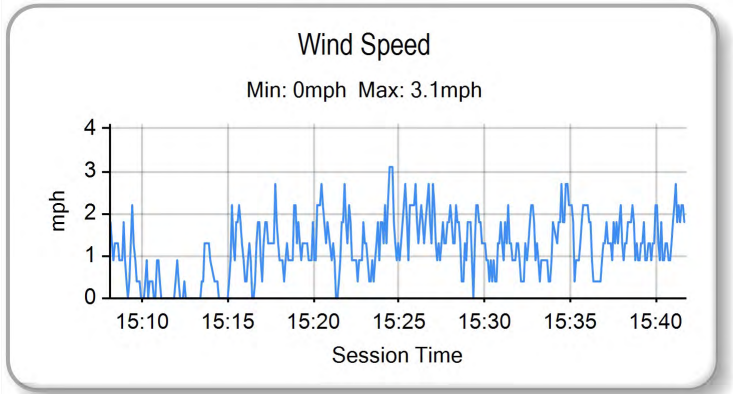
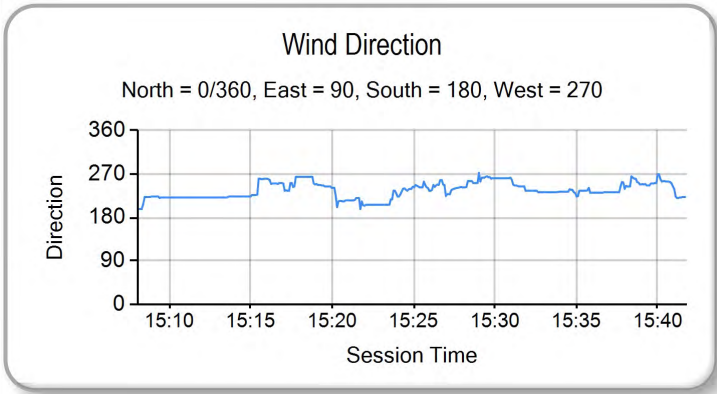
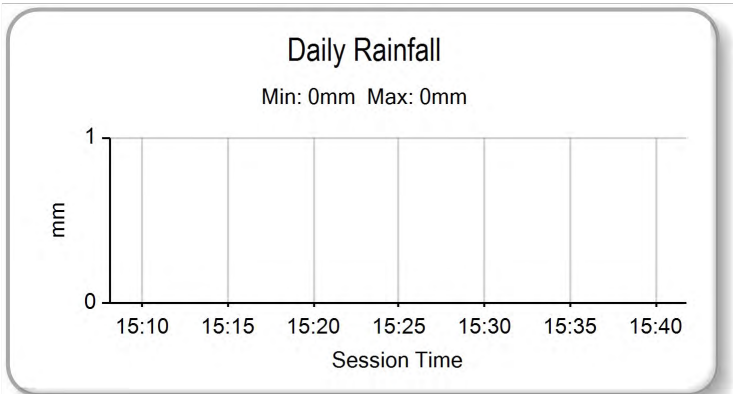
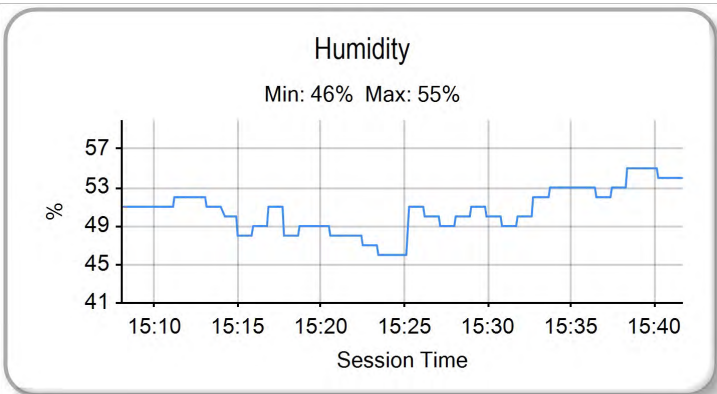
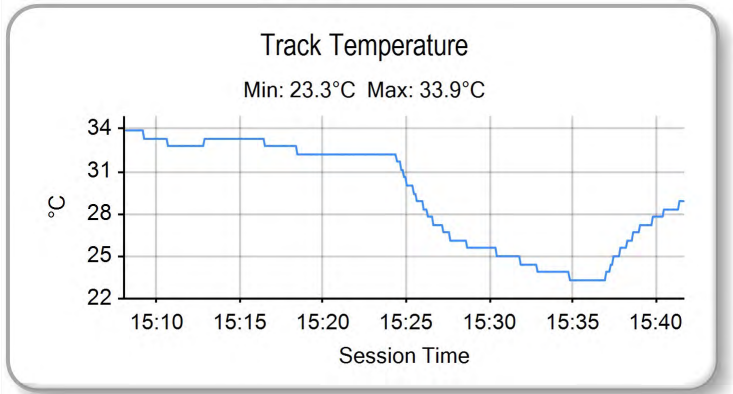
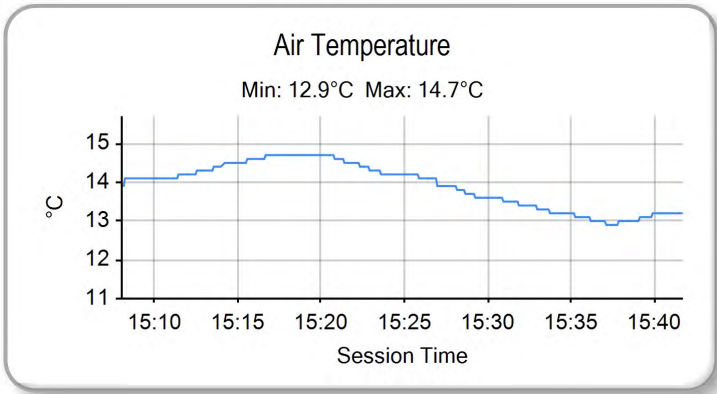
Printed - 15:45 Sunday, 02 April 2017

MCRCB BULLETIN TK243

2017 MCE British Superbike Championship - Round 1

2017 HEL Performance British Motostar Championship

RACE 12 - WEATHER CONDITIONS



Weather / Track : Bright / Dry

Donington Park GP
Circuit Length = 2.4873 miles
Start: 15:19 Flag 15:39 End: 15:41

Results can be found at www.tsl-timing.com

Printed - 15:45 Sunday, 02 April 2017

MCRCB BULLETIN TK244

2017 HEL Performance British Motostar Championship

MOTO 3 GP POINTS AFTER ROUND 2

	TOTAL	GAP	DIFF	31st March-2nd April Donington Park	14th-17th April Brands Hatch Indy	29th April-1st May Oulton Park	16th-18th June Knockhill	30th June-2nd July Snetterton	21st-23rd July Brands Hatch GP	4th-6th August Thruxton	18th-20th August Cadwell Park	8th-10th September Silverstone	15th-17th September Oulton Park	29th Sept-1st October Assen
Eugene McMANUS	29			16 13										
Storm STACEY	29	0		13 16										
Tom BOOTH-AMOS	25	4	4	25										
Elliot LODGE	25	4	0	25										
Jake ARCHER	22	7	3	11 11										
Taz TAYLOR	20	9	2	20										
Richard KERR	20	9	0	20										
Jorel BOERBOOM	17	12	3	7 10										
Edmund BEST	15	14	2	9 6										
Joel MARKLUND	15	14	0	8 7										
Mike BROUWERS	15	14	0	6 9										
Asher DURHAM	13	16	2	5 8										
Lee HINDLE	10	19	3	10										
Liam DELVES	9	20	1	4 5										
Stephen CAMPBELL	5	24	4	1 4										
Sam BURMAN	3	26	2	3										
Josh HODGE	3	26	0	3										
Tom CARNE	2	27	1	2										
Sam LLEWELLYN	0	29	2											

MCRCB BULLETIN TK245

**2017 HEL Performance British Motostar Championship
MOTO 3 STANDARD POINTS AFTER ROUND 2**

	TOTAL	GAP	DIFF	31st March-2nd April Donington Park	14th-17th April Brands Hatch Indy	29th April-1st May Oulton Park	16th-18th June Knockhill	30th June-2nd July Snetterton	21st-23rd July Brands Hatch GP	4th-6th August Thruxton	18th-20th August Cadwell Park	8th-10th September Silverstone	15th-17th September Oulton Park	29th Sept-1st October Assen
Max COOK	50			25 25										
Victor RODRIGUEZ	40	10		20 20										
Cameron HORSMAN	29	21	11	16 13										
Thomas STRUDWICK	27	23	2	11 16										
Shane FABER	23	27	4	13 10										
Jack SCOTT	21	29	2	10 11										
Scott SWANN	17	33	4	8 9										
T. Fox MORETON	15	35	2	9 6										
Ewan POTTER	12	38	3	7 5										
Tom ALEXANDER	10	40	2	6 4										
Charlie ATKINS	8	42	2	8										
Elliot PINSON	7	43	1	7										
Ross TURNER	3	47	4	3										