



BRITISH MOTOSTAR CHAMPIONSHIP

**Round 4
Knockhill**

16th – 18th June 2017



Results Provided by Timing Solutions Ltd

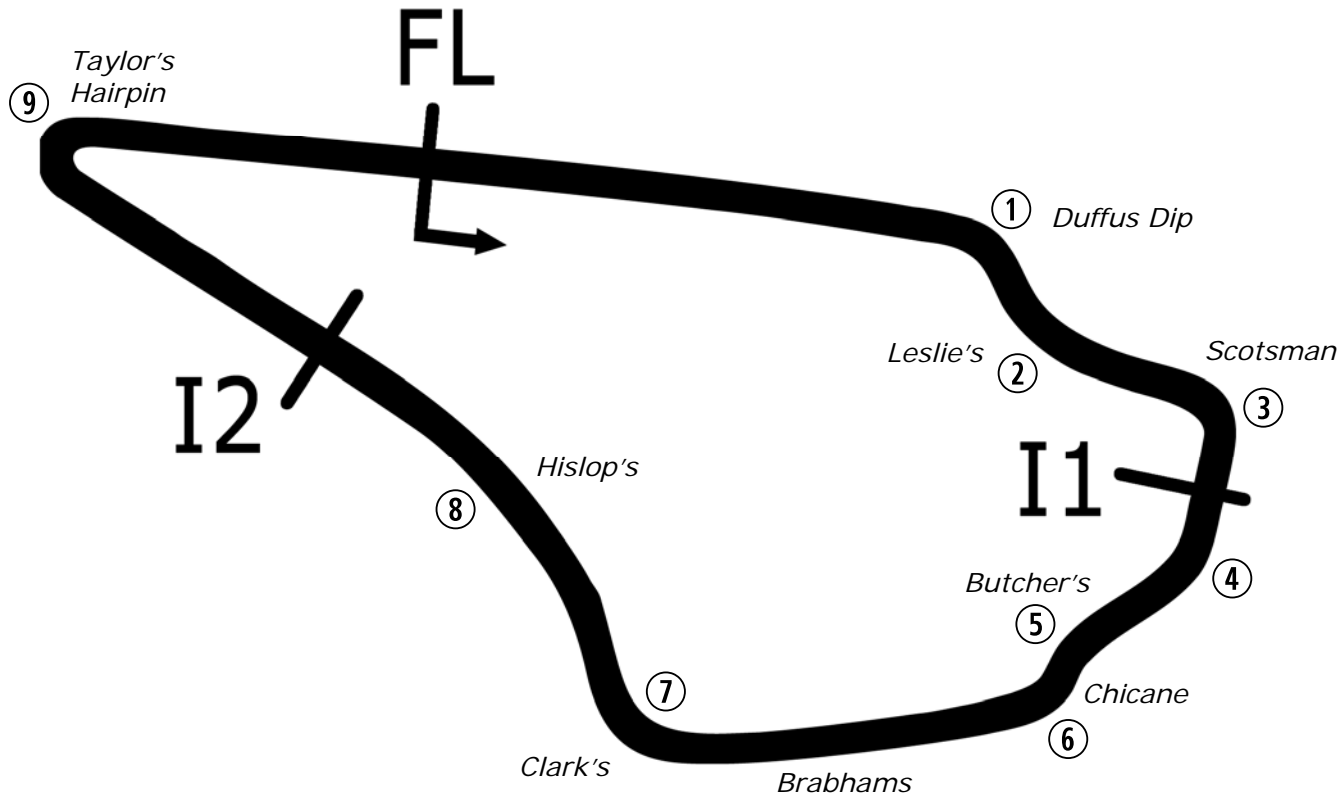
www.tsl-timing.com

Knockhill

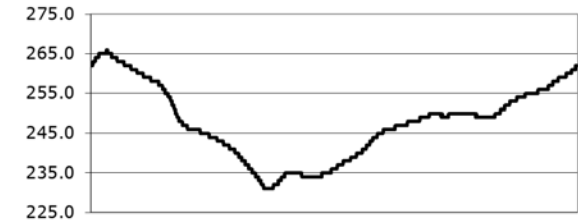


SPORTS TIMING

TIMING SOLUTIONS LTD



Circuit Altitude (m)



Length	1.2669 miles	2039.0 m	
FL		56.13099 N	3.50816 W
I1	697m	56.12864 N	3.49941 W
I2	1508m	56.12969 N	3.50906 W
Pit Entry	2039m	56.13098 N	3.50793 W
Pit Exit	183m after FL	56.13080 N	3.50519 W
Pit Entry-Pit Exit 175m, 10.5s @60kph, 7.8s @80kph			

Lap Records		Best Sector Information					
		Sector 1	S1 Trap (mph)	Sector 2	S2 Trap (mph)	Sector 3	F/L Trap (mph)
Superbike	48.252	15.738	NONE	18.639	151.1	13.173	141.5
Supersport	49.525	16.172	NONE	19.284	138.3	13.603	130.3
Superstock 1000	49.195	16.166	NONE	19.250	147.1	13.421	138.9
Superstock 600	50.799	16.648	NONE	19.796	135.5	14.036	126.8
Motostar	52.841	17.150	NONE	20.436	120.4	14.870	110.1
F1 Sidecar	51.783	16.492	NONE	19.675	129.3	14.441	118.9
Ducati Cup	51.277	16.868	NONE	19.963	136.6	14.151	128.0
KTM BJ Cup	59.800	19.528	NONE	23.148	101.2	16.845	92.5

All results available at www.tsl-timing.com



POS	NO	CL	PIC NAME	ENTRY	TIME	ON	LAPS	GAP	DIFF	MPH
1	69		1 Tom BOOTH-AMOS	KTM - City Lifting RS Racing	53.607	25	25			85.08
2	35		2 Elliot LODGE	FTR - Spike Racing / SP125	53.727	25	26	0.120	0.120	84.89
3	3		3 Richard KERR	KTM - North West Racing	53.914	25	28	0.307	0.187	84.59
4	6		4 Taz TAYLOR	KTM - GA Competition	54.052	26	28	0.445	0.138	84.38
5	47		5 Jake ARCHER	KTM - City Lifting RS Racing	54.130	18	26	0.523	0.078	84.26
6	34		6 Liam DELVES	DR-Moto - Stauff Connect Academy / Dr-Moto	54.549	21	22	0.942	0.419	83.61
7	15		7 Eugene McMANUS	KTM - RS Racing / E15 Racing	54.591	25	26	0.984	0.042	83.55
8	17		8 Tom CARNE	Tigcraft - Neatafan / Tigcraft Racing	54.696	27	30	1.089	0.105	83.39
9	12		9 Edward RENDELL	KTM - Banks Racing	54.765	13	19	1.158	0.069	83.28
10	28		10 Lee HINDLE	KTM - JH Motorsport	54.826	17	25	1.219	0.061	83.19
11	23		11 Sam LLEWELLYN	KTM - SymCirrus Motorsport	55.025	27	29	1.418	0.199	82.89
12	79		12 Storm STACEY	Kalex - FPW Racing	55.087	25	26	1.480	0.062	82.79
13	42		13 James HOBSON	Mahindra - Cresswell Racing	55.295	26	29	1.688	0.208	82.48
14	64		14 Asher DURHAM	Mahindra - Cresswell Racing	55.314	16	26	1.707	0.019	82.45
15	25		15 Mike BROUWERS	APG Moto - TEC7-Joma / Brouwersracingteam	55.316	21	22	1.709	0.002	82.45
16	2	S	1 Thomas STRUDWICK	Honda NSF - Case Moto Rapido Moto3	55.343	21	27	1.736	0.027	82.41
17	52		16 Jorel BOERBOOM	Kalex KTM - Fireplace Warehouse	55.378	28	28	1.771	0.035	82.36
18	27		17 Josh HODGE	KTM - Team HPR	55.482	26	27	1.875	0.104	82.20
19	19	S	2 Victor RODRIGUEZ	Honda NSF - GA Competition	55.490	24	25	1.883	0.008	82.19
20	20		18 Joel MARKLUND	KTM - Marklund Solutions / SP125	55.580	21	24	1.973	0.090	82.06
21	30	S	3 Max COOK	Honda NSF - Wilson Racing	55.934	20	27	2.327	0.354	81.54
22	54		19 Sam BURMAN	KTM - TeamWNT / Burman Racing	55.942	17	25	2.335	0.008	81.53
23	55	S	4 Jack SCOTT	Honda NSF - J J Racing	56.706	21	26	3.099	0.764	80.43
24	95	S	5 Ross TURNER	Honda NSF - RedRat Racing	56.762	28	28	3.155	0.056	80.35
25	16	S	6 Connall COURTNEY	Honda NSF - Mototech CCR	56.944	23	26	3.337	0.182	80.09
26	56	S	7 Charlie ATKINS	Honda NSF - Wilson Racing	57.036	21	27	3.429	0.092	79.96
27	45	S	8 Scott SWANN	Honda NSF - Swann Racing	57.243	18	28	3.636	0.207	79.67
28	48	S	9 Ewan POTTER	Honda NSF -	58.822	19	20	5.215	1.579	77.54
29	9	S	10 Rishon HICKEY	Honda NSF - Cresswell Racing	58.936	20	28	5.329	0.114	77.39

QUALIFYING LAPTIME (110.0% of 53.607) = 58.967

30	99		20 Stephen CAMPBELL	Honda - Campbell Racing	1:00.076	10	11	6.469	1.140	75.92
----	----	--	---------------------	-------------------------	----------	----	----	-------	-------	-------

Weather / Track : Cloudy / Dry

These results are provisional until the conclusion of any judicial and technical matters.

Knockhill

Circuit Length = 1.2669 miles

Start: 10:20 Flag 10:49 End: 10:49

Race Director :

Stewards :

Timekeeper :

Results can be found at www.britishsuperbike.com

Printed - 10:50 Friday, 16 June 2017

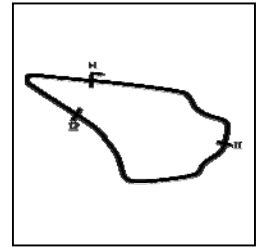


MCRCB BULLETIN TK012

2017 MCE British Superbike Championship - Round 4

2017 HEL Performance British Motostar Championship

FREE PRACTICE 1 - SECTOR ANALYSIS



SECTOR 1 = FL to I1, SECTOR 2 = I1 to I2, SECTOR 3 = I2 to FL, DIFF = Difference To Personal Best Lap, P = Crossed Finish Line in Pit Lane, D = Time Disallowed

P1 69		Tom BOOTH-AMOS				KTM - City Lifting RS Racing			
IDEAL LAP TIME : 53.503		BEST LAP TIME : 53.607		DIFFERENCE : 0.104					
LAP	SECTOR 1	SECTOR 2	SECTOR 3	LAP TIME	MPH	DIFF	TIME OF DAY		
1 -	OUTLAP	24.201	110.9	16.679	106.1		10:22:06.405		
2 -	19.161	22.244	112.4	15.554	107.8	56.959	80.07	3.352	10:23:03.364
3 -	18.388	21.923	113.1	15.237	108.0	55.548	82.11	1.941	10:23:58.912
4 -	18.289	21.519	115.5	15.263	108.2	55.071	82.82	1.464	10:24:53.983
5 -	18.047	21.570	113.9	15.492	106.3	55.109	82.76	1.502	10:25:49.092
6 -	18.656	21.631	113.9	14.957	107.3	55.244	82.56	1.637	10:26:44.336
7 -	18.545	22.378	109.4	17.967	44.1	58.890	77.45	5.283	10:27:43.226
8 -	OUTLAP	22.958	112.4	15.440	108.5	2:15.915	33.55	1:22.308	10:29:59.141
9 -	18.072	21.384	113.9	15.116	108.0	54.572	83.57	0.965	10:30:53.713
10 -	17.947	21.592	113.1	15.162	108.2	54.701	83.38	1.094	10:31:48.414
11 -	17.952	21.370	114.1	17.185	40.0	56.507	80.71	2.900	10:32:44.921
12 -	OUTLAP	24.844	93.0	16.865	105.5	3:57.360	19.21	3:03.753	10:36:42.281
13 -	18.266	21.676	112.4	15.164	108.4	55.106	82.76	1.499	10:37:37.387
14 -	18.040	21.258	112.7	15.010	108.2	54.308	83.98	0.701	10:38:31.695
15 -	17.760	21.280	113.1	14.940	108.0	53.980	84.49	0.373	10:39:25.675
16 -	18.050	21.069	113.9	15.031	108.2	54.150	84.23	0.543	10:40:19.825
17 -	17.980	21.277	113.7	15.098	109.4	54.355	83.91	0.748	10:41:14.180
18 -	17.775	21.500	113.3	15.011	108.7	54.286	84.02	0.679	10:42:08.466
19 -	17.976	21.605	112.7	15.230	107.7	54.811	83.21	1.204	10:43:03.277
20 -	18.049	21.372	112.5	15.103	108.5	54.524	83.65	0.917	10:43:57.801
21 -	17.916	21.209	114.1	14.994	109.1	54.119	84.27	0.512	10:44:51.920
22 -	17.679	21.240	112.9	14.842	108.2	53.761 (3)	84.84	0.154	10:45:45.681
23 -	19.014	27.080	75.7	16.741	108.2	1:02.835	72.58	9.228	10:46:48.516
24 -	17.699	21.133	113.1	14.924	107.8	53.756 (2)	84.84	0.149	10:47:42.272
25 -	17.753	20.982	113.5	14.872	108.4	53.607 (1)	85.08		10:48:35.879

P2 35		Elliot LODGE				FTR - Spike Racing / SP125			
IDEAL LAP TIME : 53.710		BEST LAP TIME : 53.727		DIFFERENCE : 0.017					
LAP	SECTOR 1	SECTOR 2	SECTOR 3	LAP TIME	MPH	DIFF	TIME OF DAY		
1 -	OUTLAP	23.134	110.7	17.694	94.3		10:23:53.838		
2 -	19.985	22.688	111.6	16.262	105.0	58.935	77.39	5.208	10:24:52.773
3 -	18.538	21.830	113.5	16.007	105.0	56.375	80.90	2.648	10:25:49.148
4 -	19.102	22.350	114.1	15.408	106.1	56.860	80.21	3.133	10:26:46.008
5 -	18.105	21.578	114.1	15.451	106.8	55.134	82.72	1.407	10:27:41.142
6 -	18.731	22.155	111.1	20.379	35.3	1:01.265	74.44	7.538	10:28:42.407
7 -	OUTLAP	21.772	113.7	15.597	106.8	1:52.350	40.59	58.623	10:30:34.757
8 -	18.419	22.202	113.3	15.695	107.8	56.316	80.99	2.589	10:31:31.073
9 -	19.185	23.027	112.5	15.505	107.5	57.717	79.02	3.990	10:32:28.790
10 -	18.005	21.715	113.1	15.656	107.7	55.376	82.36	1.649	10:33:24.166
11 -	18.766	23.116	94.2	17.775	105.5	59.657	76.45	5.930	10:34:23.823
12 -	18.084	21.573	112.7	15.710	105.3	55.367	82.37	1.640	10:35:19.190
13 -	18.012	22.371	110.5	15.448	106.3	55.831	81.69	2.104	10:36:15.021
14 -	17.976	21.480	111.2	15.239	107.5	54.695	83.39	0.968	10:37:09.716
15 -	18.108	22.457	110.1	15.673	108.0	56.238	81.10	2.511	10:38:05.954
16 -	19.243	22.381	111.4	15.415	107.2	57.039	79.96	3.312	10:39:02.993
17 -	19.117	23.615	111.1	15.328	107.3	58.060	78.55	4.333	10:40:01.053
18 -	17.862	21.596	112.5	15.240	106.6	54.698	83.38	0.971	10:40:55.751
19 -	17.786	21.271	112.4	15.106	107.3	54.163 (3)	84.21	0.436	10:41:49.914
20 -	18.541	21.860	111.6	15.001	107.5	55.402	82.32	1.675	10:42:45.316
21 -	17.739	21.141	112.2	15.025	108.0	53.905 (2)	84.61	0.178	10:43:39.221
22 -	17.677	21.272	113.3	16.610	98.1	55.559	82.09	1.832	10:44:34.780
23 -	19.233	25.696	82.5	15.968	107.2	1:00.897	74.89	7.170	10:45:35.677
24 -	17.926	21.420	112.5	15.187	107.3	54.533	83.63	0.806	10:46:30.210
25 -	17.690	21.032	113.5	15.005	108.0	53.727 (1)	84.89		10:47:23.937
26 -	19.228	23.484	112.2	15.303	107.5	58.015	78.61	4.288	10:48:21.952

Weather / Track : Cloudy / Dry

Knockhill

Circuit Length = 1.2669 miles

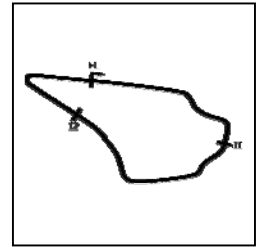
Start: 10:20 Flag 10:49 End: 10:49

MCRCB BULLETIN TK012

2017 MCE British Superbike Championship - Round 4

2017 HEL Performance British Motostar Championship

FREE PRACTICE 1 - SECTOR ANALYSIS



SECTOR 1 = FL to I1, SECTOR 2 = I1 to I2, SECTOR 3 = I2 to FL, DIFF = Difference To Personal Best Lap, P = Crossed Finish Line in Pit Lane, D = Time Disallowed

P3		3		Richard KERR		KTM - North West Racing			
IDEAL LAP TIME : 53.829		BEST LAP TIME : 53.914		DIFFERENCE : 0.085					
LAP	SECTOR 1	SECTOR 2		SECTOR 3		LAP TIME	MPH	DIFF	TIME OF DAY
1 -	OUTLAP	24.555	110.1	17.652	104.6				10:22:11.554
2 -	19.565	22.853	110.9	16.102	105.5	58.520	77.94	4.606	10:23:10.074
3 -	18.878	22.770	91.0	17.652	105.5	59.300	76.91	5.386	10:24:09.374
4 -	18.533	22.527	111.2	15.808	105.6	56.868	80.20	2.954	10:25:06.242
5 -	18.286	21.862	111.2	15.361	105.5	55.509	82.16	1.595	10:26:01.751
6 -	18.124	21.680	112.0	15.567	105.5	55.371	82.37	1.457	10:26:57.122
7 -	18.136	21.445	111.1	15.502	105.1	55.083	82.80	1.169	10:27:52.205
8 -	18.028	21.363	111.8	15.434	105.3	54.825	83.19	0.911	10:28:47.030
9 -	18.029	21.782	110.3	15.822	105.1	55.633	81.98	1.719	10:29:42.663
10 -	18.320	21.523	112.5	15.513	105.8	55.356	82.39	1.442	10:30:38.019
11 -	18.012	21.403	111.4	15.440	106.0	54.855	83.14	0.941	10:31:32.874
12 -	17.822	21.336	111.2	15.572	106.0	54.730	83.33	0.816	10:32:27.604
13 -	19.704	23.793	98.6	16.663	105.8	1:00.160	75.81	6.246	10:33:27.764
14 -	17.853	21.416	111.6	15.397	105.6	54.666	83.43	0.752	10:34:22.430
15 -	17.981	21.542	111.1	18.779	39.0	58.302	78.23	4.388	10:35:20.732
16 -	OUTLAP	27.056	100.6	15.806	106.3	2:42.586	28.05	1:48.672	10:38:03.318
17 -	18.041	21.583	110.7	15.366	106.1	54.990	82.94	1.076	10:38:58.308
18 -	17.910	21.392	112.0	15.303	106.1	54.605	83.52	0.691	10:39:52.913
19 -	17.904	21.545	111.4	15.307	105.8	54.756	83.29	0.842	10:40:47.669
20 -	17.738	21.338	111.6	15.321	106.0	54.397	83.84	0.483	10:41:42.066
21 -	17.785	22.086	112.5	17.424	107.5	57.295	79.60	3.381	10:42:39.361
22 -	17.901	21.463	111.1	15.387	106.3	54.751	83.30	0.837	10:43:34.112
23 -	17.777	24.951	99.2	15.480	106.0	58.208	78.35	4.294	10:44:32.320
24 -	17.736	21.503	112.9	15.232	106.1	54.471	83.73	0.557	10:45:26.791
25 -	17.689	21.219	110.7	15.006	105.6	53.914 (1)	84.59		10:46:20.705
26 -	17.750	21.206	111.8	15.161	105.1	54.117 (3)	84.28	0.203	10:47:14.822
27 -	17.639	21.184	113.5	15.245	106.0	54.068 (2)	84.35	0.154	10:48:08.890
28 -	17.663	22.499	102.2	19.046	47.5	59.208	77.03	5.294	10:49:08.098

P4		6		Taz TAYLOR		KTM - GA Competition			
IDEAL LAP TIME : 53.900		BEST LAP TIME : 54.052		DIFFERENCE : 0.152					
LAP	SECTOR 1	SECTOR 2		SECTOR 3		LAP TIME	MPH	DIFF	TIME OF DAY
1 -	OUTLAP	24.138	112.7	17.088	106.8				10:21:48.350
2 -	19.481	22.626	114.5	15.927	109.2	58.034	78.59	3.982	10:22:46.384
3 -	20.210	22.708	114.5	15.933	109.4	58.851	77.50	4.799	10:23:45.235
4 -	18.616	22.052	115.1	15.804	109.1	56.472	80.76	2.420	10:24:41.707
5 -	18.460	22.827	113.7	15.667	108.4	56.954	80.08	2.902	10:25:38.661
6 -	18.789	21.803	114.9	15.468	108.7	56.060	81.36	2.008	10:26:34.721
7 -	18.432	21.575	116.9	15.269	109.6	55.276	82.51	1.224	10:27:29.997
8 -	18.201	23.011	115.1	15.393	108.2	56.605	80.57	2.553	10:28:26.602
9 -	18.183	21.546	113.7	15.507	108.5	55.236	82.57	1.184	10:29:21.838
10 -	18.076	21.585	115.5	18.816	33.8	58.477	77.99	4.425	10:30:20.315
11 -	OUTLAP	21.720	115.9	15.425	109.8	2:37.504	28.95	1:43.452	10:32:57.819
12 -	17.964	21.367	115.1	15.150	109.6	54.481 (2)	83.71	0.429	10:33:52.300
13 -	18.317	21.887	115.7	15.168	109.6	55.372	82.37	1.320	10:34:47.672
14 -	17.894	21.903	114.7	15.313	109.1	55.110	82.76	1.058	10:35:42.782
15 -	18.526	24.482	97.9	21.582	31.7	1:04.590	70.61	10.538	10:36:47.372
16 -	OUTLAP	21.665	113.9	15.411	110.1	1:13.458	62.09	19.406	10:38:00.830
17 -	17.908	21.469	114.5	15.387	108.4	54.764	83.28	0.712	10:38:55.594
18 -	18.184	21.778	115.7	15.328	109.2	55.290	82.49	1.238	10:39:50.884
19 -	18.059	21.768	115.3	15.100	110.0	54.927	83.03	0.875	10:40:45.811
20 -	18.306	21.803	114.7	15.480	109.4	55.589	82.05	1.537	10:41:41.400
21 -	18.285	21.776	115.1	15.090	109.8	55.151	82.70	1.099	10:42:36.551
22 -	17.952	21.512	115.5	15.280	109.8	54.744	83.31	0.692	10:43:31.295
23 -	18.451	21.332	116.7	14.979	110.1	54.762	83.28	0.710	10:44:26.057
24 -	18.384	21.556	115.1	15.164	108.9	55.104	82.77	1.052	10:45:21.161
25 -	18.196	21.427	115.3	15.054	109.2	54.677 (3)	83.41	0.625	10:46:15.838
26 -	17.866	21.055	117.1	15.131	109.8	54.052 (1)	84.38		10:47:09.890
27 -	18.121	21.435	114.7	15.147	109.4	54.703	83.37	0.651	10:48:04.593

Weather / Track : Cloudy / Dry

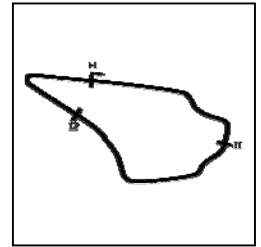
Knockhill
Circuit Length = 1.2669 miles
Start: 10:20 Flag 10:49 End: 10:49

MCRCB BULLETIN TK012

2017 MCE British Superbike Championship - Round 4

2017 HEL Performance British Motostar Championship

FREE PRACTICE 1 - SECTOR ANALYSIS



SECTOR 1 = FL to I1, SECTOR 2 = I1 to I2, SECTOR 3 = I2 to FL, DIFF = Difference To Personal Best Lap, P = Crossed Finish Line in Pit Lane, D = Time Disallowed
 28 - 17.876 22.427 110.9 15.311 109.4 55.614 82.01 1.562 10:49:00.207

P5 47		Jake ARCHER				KTM - City Lifting RS Racing			
IDEAL LAP TIME : 54.028		BEST LAP TIME : 54.130		DIFFERENCE : 0.102					
LAP	SECTOR 1	SECTOR 2		SECTOR 3		LAP TIME	MPH	DIFF	TIME OF DAY
1 -	OUTLAP	25.163	108.2	17.222	106.6				10:21:22.920
2 -	20.375	23.232	113.5	16.792	106.6	1:00.399	75.51	6.269	10:22:23.319
3 -	19.509	22.885	113.1	16.089	108.4	58.483	77.99	4.353	10:23:21.802
4 -	19.833	23.408	113.7	15.741	108.7	58.982	77.33	4.852	10:24:20.784
5 -	19.058	22.118	113.3	15.571	108.5	56.747	80.37	2.617	10:25:17.531
6 -	18.767	21.723	114.1	15.521	108.7	56.011	81.43	1.881	10:26:13.542
7 -	18.514	21.687	114.9	15.562	108.5	55.763	81.79	1.633	10:27:09.305
8 -	19.092	22.596	109.1	19.181	37.9	1:00.869	74.93	6.739	10:28:10.174
9 -	OUTLAP	22.604	113.7	15.839	108.9	1:49.598	41.61	55.468	10:29:59.772
10 -	18.415	21.454	114.9	15.231	109.2	55.100	82.77	0.970	10:30:54.872
11 -	18.114	21.901	113.9	15.390	108.5	55.405	82.32	1.275	10:31:50.277
12 -	18.141	21.307	113.5	15.324	109.4	54.772	83.27	0.642	10:32:45.049
13 -	18.200	22.753	113.1	15.375	109.1	56.328	80.97	2.198	10:33:41.377
14 -	18.676	21.386	113.5	15.245	109.4	55.307	82.46	1.177	10:34:36.684
15 -	18.121	21.841	113.5	15.243	109.6	55.205	82.62	1.075	10:35:31.889
16 -	17.988	21.134	113.9	15.143	110.0	54.265 (3)	84.05	0.135	10:36:26.154
17 -	17.839	21.195	113.7	15.151	110.1	54.185 (2)	84.17	0.055	10:37:20.339
18 -	17.772	21.236	114.7	15.122	110.9	54.130 (1)	84.26		10:38:14.469
19 -	18.638	21.860	114.3	15.209	109.4	55.707	81.87	1.577	10:39:10.176
20 -	18.019	21.971	115.3	15.136	109.6	55.126	82.73	0.996	10:40:05.302
21 -	19.132	25.556	87.2	19.573	36.7	1:04.261	70.97	10.131	10:41:09.563
22 -	OUTLAP	26.135	109.1	15.987	107.5	4:23.648	17.30	3:29.518	10:45:33.211
23 -	18.496	21.578	114.1	15.202	109.6	55.276	82.51	1.146	10:46:28.487
24 -	18.056	21.207	114.9	15.247	108.5	54.510	83.67	0.380	10:47:22.997
25 -	18.642	22.235	113.9	15.302	109.4	56.179	81.18	2.049	10:48:19.176
26 -	17.949	21.415	113.7	15.264	109.2	54.628	83.49	0.498	10:49:13.804

P6 34		Liam DELVES				DR-Moto - Stauff Connect Academy / Dr-Moto			
IDEAL LAP TIME : 54.295		BEST LAP TIME : 54.549		DIFFERENCE : 0.254					
LAP	SECTOR 1	SECTOR 2		SECTOR 3		LAP TIME	MPH	DIFF	TIME OF DAY
1 -	OUTLAP	24.230	112.0	16.610	102.7				10:21:49.437
2 -	18.908	22.418	112.4	16.195	104.0	57.521	79.29	2.972	10:22:46.958
3 -	19.696	23.620	109.6	16.213	104.0	59.529	76.62	4.980	10:23:46.487
4 -	18.651	22.096	112.4	15.763	104.5	56.510	80.71	1.961	10:24:42.997
5 -	18.896	22.201	110.7	16.284	91.9	57.381	79.48	2.832	10:25:40.378
6 -	19.703	24.271	107.3	15.860	103.7	59.834	76.22	5.285	10:26:40.212
7 -	18.921	22.020	111.2	15.587	104.3	56.528	80.68	1.979	10:27:36.740
8 -	18.432	21.832	112.0	15.553	103.7	55.817	81.71	1.268	10:28:32.557
9 -	18.381	21.598	111.1	19.730	35.4	59.709	76.38	5.160	10:29:32.266
10 -	OUTLAP	21.837	112.4	15.428	104.3	1:45.644	43.17	51.095	10:31:17.910
11 -	18.640	24.391	102.1	16.185	104.0	59.216	77.02	4.667	10:32:17.126
12 -	18.100	21.642	110.5	15.437	104.5	55.179	82.66	0.630	10:33:12.305
13 -	17.993	21.545	111.1	15.429	104.5	54.967	82.97	0.418	10:34:07.272
14 -	18.092	21.858	110.9	15.597	103.2	55.547	82.11	0.998	10:35:02.819
15 -	18.819	22.285	104.8	21.444	30.9	1:02.548	72.92	7.999	10:36:05.367
16 -	OUTLAP	22.757	108.5	15.819	104.5	7:11.355	10.57	6:16.806	10:43:16.722
17 -	18.015	21.612	110.7	15.394	105.5	55.021	82.89	0.472	10:44:11.743
18 -	17.705	21.788	110.3	15.401	105.8	54.894 (3)	83.08	0.345	10:45:06.637
19 -	17.764	21.704	111.2	15.340	104.6	54.808 (2)	83.21	0.259	10:46:01.445
20 -	17.703	21.769	111.8	15.507	105.5	54.979	82.96	0.430	10:46:56.424
21 -	17.735	21.252	111.6	15.562	104.5	54.549 (1)	83.61		10:47:50.973
22 -	17.927	21.815	109.6	15.465	105.3	55.207	82.61	0.658	10:48:46.180

P7 15		Eugene McMANUS				KTM - RS Racing / E15 Racing			
IDEAL LAP TIME : 54.105		BEST LAP TIME : 54.591		DIFFERENCE : 0.486					
LAP	SECTOR 1	SECTOR 2		SECTOR 3		LAP TIME	MPH	DIFF	TIME OF DAY
1 -	OUTLAP	24.284	111.4	18.115	105.3				10:21:46.855

Weather / Track : Cloudy / Dry

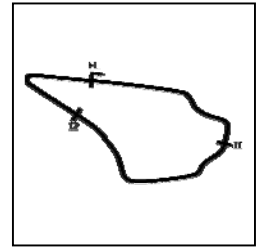
Knockhill
 Circuit Length = 1.2669 miles
 Start: 10:20 Flag 10:49 End: 10:49

MCRCB BULLETIN TK012

2017 MCE British Superbike Championship - Round 4

2017 HEL Performance British Motostar Championship

FREE PRACTICE 1 - SECTOR ANALYSIS



SECTOR 1 = FL to I1, SECTOR 2 = I1 to I2, SECTOR 3 = I2 to FL, DIFF = Difference To Personal Best Lap, P = Crossed Finish Line in Pit Lane, D = Time Disallowed

2 -	19.628	22.775	112.4	16.122	108.4	58.525	77.93	3.934	10:22:45.380
3 -	19.910	22.751	111.4	16.515	108.9	59.176	77.07	4.585	10:23:44.556
4 -	18.889	22.283	112.9	15.662	109.1	56.834	80.25	2.243	10:24:41.390
5 -	18.603	23.268	109.2	15.802	109.1	57.673	79.08	3.082	10:25:39.063
6 -	19.021	22.627	111.4	15.736	108.4	57.384	79.48	2.793	10:26:36.447
7 -	18.583	21.938	113.7	15.543	108.7	56.064	81.35	1.473	10:27:32.511
8 -	18.565	22.111	115.1	17.515	99.5	58.191	78.38	3.600	10:28:30.702
9 -	18.440	22.114	112.0	15.364	109.2	55.918	81.56	1.327	10:29:26.620
10 -	18.068	21.618	115.1	15.269	109.6	54.955	82.99	0.364	10:30:21.575
11 -	18.261	22.232	111.6	15.794	106.8	56.287	81.03	1.696	10:31:17.862
12 -	18.568	23.471	105.1	20.656	34.4	1:02.695	72.75	8.104	10:32:20.557
13 -	OUTLAP	23.126	111.1	15.916	110.0	5:10.088	14.70	4:15.497	10:37:30.645
14 -	18.667	22.185	111.8	15.552	109.8	56.404	80.86	1.813	10:38:27.049
15 -	18.501	21.892	112.7	15.608	109.1	56.001	81.44	1.410	10:39:23.050
16 -	18.203	21.912	113.1	15.313	109.8	55.428	82.28	0.837	10:40:18.478
17 -	18.601	21.668	114.3	15.354	109.6	55.623	82.00	1.032	10:41:14.101
18 -	18.306	21.665	113.7	15.461	109.1	55.432	82.28	0.841	10:42:09.533
19 -	17.926	21.801	115.1	15.201	108.9	54.928	83.03	0.337	10:43:04.461
20 -	18.090	21.518	113.9	15.129	109.4	54.737 (3)	83.32	0.146	10:43:59.198
21 -	17.991	21.675	113.3	15.068	109.6	54.734 (2)	83.33	0.143	10:44:53.932
22 -	18.053	21.927	113.1	15.219	109.6	55.199	82.63	0.608	10:45:49.131
23 -	17.825	21.639	113.9	16.016	107.0	55.480	82.21	0.889	10:46:44.611
24 -	18.176	21.559	113.9	15.146	108.4	54.881	83.10	0.290	10:47:39.492
25 -	18.262	21.263	114.7	15.066	110.0	54.591 (1)	83.55		10:48:34.083
26 -	17.776	22.304	109.1	23.938	26.7	1:04.018	71.24	9.427	10:49:38.101

P8	17	Tom CARNE	Tigcraft - Neatafan / Tigcraft Racing	
IDEAL LAP TIME : 54.534		BEST LAP TIME : 54.696		DIFFERENCE : 0.162

LAP	SECTOR 1	SECTOR 2	SECTOR 3	LAP TIME	MPH	DIFF	TIME OF DAY		
1 -	OUTLAP	24.492	109.4	16.209	103.2		10:21:05.667		
2 -	19.972	23.032	110.7	15.714	104.2	58.718	77.67	4.022	10:22:04.385
3 -	18.978	22.427	111.2	15.587	104.6	56.992	80.03	2.296	10:23:01.377
4 -	18.884	22.211	111.2	15.529	104.8	56.624	80.55	1.928	10:23:58.001
5 -	18.618	22.029	112.0	15.594	105.1	56.241	81.09	1.545	10:24:54.242
6 -	18.342	21.852	112.5	15.475	103.7	55.669	81.93	0.973	10:25:49.911
7 -	18.524	22.559	114.9	15.740	102.6	56.823	80.26	2.127	10:26:46.734
8 -	18.743	22.226	112.5	15.344	104.0	56.313	80.99	1.617	10:27:43.047
9 -	18.913	22.815	112.2	15.682	103.4	57.410	79.44	2.714	10:28:40.457
10 -	18.753	21.983	111.4	15.537	102.4	56.273	81.05	1.577	10:29:36.730
11 -	18.629	21.841	111.8	15.234	105.6	55.704	81.88	1.008	10:30:32.434
12 -	18.433	21.886	110.9	15.189	105.1	55.508	82.17	0.812	10:31:27.942
13 -	18.263	22.233	111.1	15.322	105.5	55.818	81.71	1.122	10:32:23.760
14 -	18.234	21.935	110.3	15.226	105.0	55.395	82.33	0.699	10:33:19.155
15 -	18.230	21.695	111.4	15.240	105.1	55.165	82.68	0.469	10:34:14.320
16 -	18.300	21.726	110.9	15.222	104.5	55.248	82.55	0.552	10:35:09.568
17 -	18.285	21.644	110.9	15.182	104.5	55.111	82.76	0.415	10:36:04.679
18 -	18.286	22.005	110.5	15.392	103.0	55.683	81.91	0.987	10:37:00.362
19 -	18.254	21.821	109.6	15.527	102.1	55.602	82.03	0.906	10:37:55.964
20 -	18.622	22.203	109.4	15.218	104.8	56.043	81.38	1.347	10:38:52.007
21 -	18.203	22.039	112.2	15.166	104.3	55.408	82.31	0.712	10:39:47.415
22 -	18.112	21.477	111.8	15.349	105.0	54.938	83.02	0.242	10:40:42.353
23 -	18.190	22.127	111.6	15.279	104.8	55.596	82.04	0.900	10:41:37.949
24 -	18.627	22.171	111.2	15.230	103.7	56.028	81.40	1.332	10:42:33.977
25 -	18.026	21.660	109.2	15.130	104.3	54.816 (2)	83.20	0.120	10:43:28.793
26 -	18.191	21.616	109.6	15.174	104.6	54.981	82.95	0.285	10:44:23.774
27 -	18.055	21.528	110.3	15.113	104.5	54.696 (1)	83.39		10:45:18.470
28 -	18.061	21.555	110.9	15.295	104.8	54.911 (3)	83.06	0.215	10:46:13.381
29 -	18.705	21.880	111.2	15.512	102.7	56.097	81.30	1.401	10:47:09.478
30 -	18.190	22.025	109.2	15.320	105.6	55.535	82.13	0.839	10:48:05.013

P9	12	Edward RENDELL	KTM - Banks Racing	
IDEAL LAP TIME : 54.489		BEST LAP TIME : 54.765		DIFFERENCE : 0.276

LAP	SECTOR 1	SECTOR 2	SECTOR 3	LAP TIME	MPH	DIFF	TIME OF DAY
-----	----------	----------	----------	----------	-----	------	-------------

Weather / Track : Cloudy / Dry

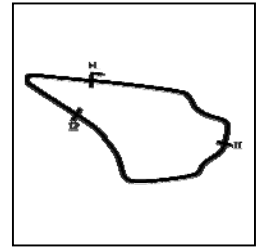
Knockhill
 Circuit Length = 1.2669 miles
 Start: 10:20 Flag 10:49 End: 10:49

MCRCB BULLETIN TK012

2017 MCE British Superbike Championship - Round 4

2017 HEL Performance British Motostar Championship

FREE PRACTICE 1 - SECTOR ANALYSIS



SECTOR 1 = FL to I1, SECTOR 2 = I1 to I2, SECTOR 3 = I2 to FL, DIFF = Difference To Personal Best Lap, P = Crossed Finish Line in Pit Lane, D = Time Disallowed

1 -	OUTLAP	25.294	94.1	21.596	33.4				10:22:30.661
2 -	OUTLAP	23.031	105.3	16.324	101.9	2:14.904	33.81	1:20.139	10:24:45.565
3 -	18.522	22.052	109.1	15.964	101.9	56.538	80.67	1.773	10:25:42.103
4 -	18.186	23.365	108.5	15.710	103.2	57.261	79.65	2.496	10:26:39.364
5 -	18.019	21.922	108.4	15.649	102.6	55.590	82.04	0.825	10:27:34.954
6 -	17.957	21.823	109.6	15.812	102.9	55.592	82.04	0.827	10:28:30.546
7 -	18.085	21.878	108.5	15.573	104.2	55.536	82.12	0.771	10:29:26.082
8 -	17.903	21.648	108.9	15.671	103.8	55.222	82.59	0.457	10:30:21.304
9 -	18.088	22.802	101.0	20.453	35.2	1:01.343	74.35	6.578	10:31:22.647
10 -	OUTLAP	22.149	111.1	15.757	103.8	9:17.254	8.18	8:22.489	10:40:39.901
11 -	18.384	22.495	108.5	15.540	103.4	56.419	80.84	1.654	10:41:36.320
12 -	17.911	21.673	110.5	15.449	103.7	55.033	82.87	0.268	10:42:31.353
13 -	17.825	21.514	108.4	15.426	104.8	54.765 (1)	83.28		10:43:26.118
14 -	17.658	21.597	107.7	15.545	104.3	54.800 (2)	83.23	0.035	10:44:20.918
15 -	17.784	21.505	109.2	15.707	102.9	54.996 (3)	82.93	0.231	10:45:15.914
16 -	17.732	21.829	108.4	15.500	103.8	55.061	82.83	0.296	10:46:10.975
17 -	18.041	22.071	109.1	15.592	104.3	55.704	81.88	0.939	10:47:06.679
18 -	18.264	22.318	108.9	15.573	104.2	56.155	81.22	1.390	10:48:02.834
19 -	17.759	21.405	109.6	16.074	103.5	55.238	82.57	0.473	10:48:58.072

P10	28	Lee HINDLE	KTM - JH Motorsport					
IDEAL LAP TIME : 54.696		BEST LAP TIME : 54.826		DIFFERENCE : 0.130				

LAP	SECTOR 1	SECTOR 2	SECTOR 3	LAP TIME	MPH	DIFF	TIME OF DAY		
1 -	OUTLAP	23.988	111.6	17.020	105.3		10:23:23.480		
2 -	19.398	23.294	112.2	16.451	107.2	59.143	77.12	4.317	10:24:22.623
3 -	19.223	22.856	111.4	16.302	106.0	58.381	78.12	3.555	10:25:21.004
4 -	18.830	22.472	110.9	15.963	106.5	57.265	79.64	2.439	10:26:18.269
5 -	19.014	22.657	110.9	15.698	105.6	57.369	79.50	2.543	10:27:15.638
6 -	18.487	21.869	110.9	15.824	105.8	56.180	81.18	1.354	10:28:11.818
7 -	18.384	21.943	109.6	15.900	105.8	56.227	81.11	1.401	10:29:08.045
8 -	18.436	21.908	111.8	15.809	107.5	56.153	81.22	1.327	10:30:04.198
9 -	18.740	22.281	111.1	15.486	106.6	56.507	80.71	1.681	10:31:00.705
10 -	18.232	21.639	110.3	15.910	106.8	55.781	81.76	0.955	10:31:56.486
11 -	18.353	21.971	110.0	15.634	107.0	55.958	81.50	1.132	10:32:52.444
12 -	18.305	21.584	109.8	15.601	106.6	55.490	82.19	0.664	10:33:47.934
13 -	18.329	23.582	105.5	16.485	106.5	58.396	78.10	3.570	10:34:46.330
14 -	18.282	23.297	112.4	15.459	107.3	57.038	79.96	2.212	10:35:43.368
15 -	18.241	24.377	92.5	16.943	107.0	59.561	76.57	4.735	10:36:42.929
16 -	18.146	21.494	112.2	15.533	107.7	55.173	82.66	0.347	10:37:38.102
17 -	18.136	21.391	111.2	15.299	107.7	54.826 (1)	83.19		10:38:32.928
18 -	18.087	22.118	109.6	20.690	31.0	1:00.895	74.90	6.069	10:39:33.823
19 -	OUTLAP	22.435	110.7	15.947	108.0	2:57.913	25.63	2:03.087	10:42:31.736
20 -	18.325	21.535	112.0	15.397	108.0	55.257	82.54	0.431	10:43:26.993
21 -	18.012	21.570	111.4	15.483	107.7	55.065 (3)	82.83	0.239	10:44:22.058
22 -	18.210	21.848	110.1	15.703	107.7	55.761	81.79	0.935	10:45:17.819
23 -	18.243	21.466	111.8	15.622	107.5	55.331	82.43	0.505	10:46:13.150
24 -	18.488	21.564	111.8	15.499	108.0	55.551	82.10	0.725	10:47:08.701
25 -	18.006	21.439	113.9	15.496	108.4	54.941 (2)	83.01	0.115	10:48:03.642

P11	23	Sam LLEWELLYN	KTM - SymCirrus Motorsport					
IDEAL LAP TIME : 54.921		BEST LAP TIME : 55.025		DIFFERENCE : 0.104				

LAP	SECTOR 1	SECTOR 2	SECTOR 3	LAP TIME	MPH	DIFF	TIME OF DAY		
1 -	OUTLAP	25.245	107.0	17.272	104.3		10:21:24.412		
2 -	19.859	24.242	109.4	16.387	104.8	1:00.488	75.40	5.463	10:22:24.900
3 -	19.818	24.074	110.3	16.263	104.8	1:00.155	75.82	5.130	10:23:25.055
4 -	19.671	23.354	112.2	16.125	104.3	59.150	77.11	4.125	10:24:24.205
5 -	19.214	22.823	112.5	15.768	105.5	57.805	78.90	2.780	10:25:22.010
6 -	18.944	22.871	110.9	15.726	105.6	57.541	79.26	2.516	10:26:19.551
7 -	18.943	22.642	111.8	15.702	105.8	57.287	79.61	2.262	10:27:16.838
8 -	18.660	22.144	112.5	15.678	105.6	56.482	80.75	1.457	10:28:13.320
9 -	18.606	22.341	110.5	15.532	106.5	56.479	80.75	1.454	10:29:09.799
10 -	19.003	22.594	111.2	15.723	106.8	57.320	79.57	2.295	10:30:07.119
11 -	18.510	22.207	107.8	15.948	106.5	56.665	80.49	1.640	10:31:03.784

Knockhill
Circuit Length = 1.2669 miles
Start: 10:20 Flag 10:49 End: 10:49

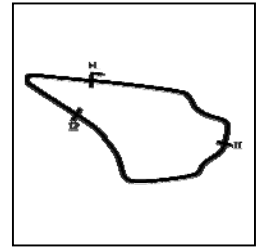
Weather / Track : Cloudy / Dry

MCRCB BULLETIN TK012

2017 MCE British Superbike Championship - Round 4

2017 HEL Performance British Motostar Championship

FREE PRACTICE 1 - SECTOR ANALYSIS



SECTOR 1 = FL to I1, SECTOR 2 = I1 to I2, SECTOR 3 = I2 to FL, DIFF = Difference To Personal Best Lap, P = Crossed Finish Line in Pit Lane, D = Time Disallowed

12 -	18.608	22.010	112.9	15.876	107.3	56.494	80.73	1.469	10:32:00.278
13 -	18.153	22.171	111.6	15.268	107.0	55.592	82.04	0.567	10:32:55.870
14 -	18.616	22.272	110.9	15.369	105.8	56.257	81.07	1.232	10:33:52.127
15 -	18.416	23.157	108.7	15.785	106.6	57.358	79.52	2.333	10:34:49.485
16 -	18.231	22.493	112.0	16.130	106.1	56.854	80.22	1.829	10:35:46.339
17 -	19.163	22.954	110.3	15.932	107.3	58.049	78.57	3.024	10:36:44.388
18 -	18.313	21.928	112.2	15.432	106.3	55.673	81.92	0.648	10:37:40.061
19 -	18.213	21.908	111.8	15.249	106.8	55.370	82.37	0.345	10:38:35.431
20 -	18.508	22.297	112.0	18.417	38.5	59.222	77.01	4.197	10:39:34.653
21 -	OUTLAP	23.101	102.6	16.325	101.6	2:27.679	30.88	1:32.654	10:42:02.332
22 -	19.858	22.611	111.8	15.241	107.0	57.710	79.03	2.685	10:43:00.042
23 -	18.216	21.916	112.0	15.402	107.0	55.534	82.13	0.509	10:43:55.576
24 -	18.291	21.633	113.7	15.225	107.2	55.149 (2)	82.70	0.124	10:44:50.725
25 -	18.214	22.001	112.4	15.196	107.5	55.411	82.31	0.386	10:45:46.136
26 -	18.485	22.016	111.8	15.164	107.5	55.665	81.93	0.640	10:46:41.801
27 -	18.124	21.636	112.2	15.265	107.5	55.025 (1)	82.89		10:47:36.826
28 -	18.214	21.777	112.4	15.328	107.7	55.319 (3)	82.45	0.294	10:48:32.145
29 -	18.171	23.300	89.0	27.438	27.0	1:08.909	66.19	13.884	10:49:41.054

P12	79	Storm STACEY	Kalex - FPW Racing			
IDEAL LAP TIME : 54.682		BEST LAP TIME : 55.087		DIFFERENCE : 0.405		

LAP	SECTOR 1	SECTOR 2	SECTOR 3	LAP TIME	MPH	DIFF	TIME OF DAY
1 -	OUTLAP	24.420	113.1	17.148	108.5		10:21:07.044
2 -	20.220	23.755	114.5	16.505	109.2	1:00.480	10:22:07.524
3 -	19.547	22.895	115.3	15.958	108.9	58.400	10:23:05.924
4 -	19.127	22.308	115.3	15.877	109.1	57.312	10:24:03.236
5 -	19.134	22.286	115.9	15.618	109.2	57.038	10:25:00.274
6 -	18.790	22.181	116.5	15.702	108.9	56.673	10:25:56.947
7 -	18.506	22.359	114.7	15.332	108.5	56.197	10:26:53.144
8 -	18.394	22.013	114.5	15.235	108.2	55.642	10:27:48.786
9 -	18.344	22.129	114.5	15.497	108.2	55.970	10:28:44.756
10 -	19.221	23.114	112.0	22.481	31.6	1:04.816	10:29:49.572
11 -	OUTLAP	22.259	114.3	15.546	109.6	2:18.437	10:32:08.009
12 -	18.573	22.171	115.3	15.389	109.1	56.133	10:33:04.142
13 -	18.476	22.283	113.1	15.337	108.9	56.096	10:34:00.238
14 -	18.625	22.084	114.1	19.962	31.9	1:00.671	10:35:00.909
15 -	OUTLAP	22.228	114.3	15.316	108.9	2:57.778	10:37:58.687
16 -	18.432	21.905	114.9	15.285	109.2	55.622	10:38:54.309
17 -	19.001	21.873	114.3	15.150	109.1	56.024	10:39:50.333
18 -	18.413	21.748	114.5	15.080	109.6	55.241 (3)	10:40:45.574
19 -	18.384	21.773	115.1	15.492	108.7	55.649	10:41:41.223
20 -	18.346	22.050	117.1	15.243	110.0	55.639	10:42:36.862
21 -	18.169	21.681	116.3	15.381	109.8	55.231 (2)	10:43:32.093
22 -	18.194	22.375	112.5	21.456	32.0	1:02.025	10:44:34.118
23 -	OUTLAP	21.720	115.1	15.218	109.4	1:52.399	10:46:26.517
24 -	18.372	21.904	117.1	15.192	109.6	55.468	10:47:21.985
25 -	18.331	21.629	114.7	15.127	109.6	55.087 (1)	10:48:17.072
26 -	17.973	21.967	113.3	15.538	102.2	55.478	10:49:12.550

P13	42	James HOBSON	Mahindra - Cresswell Racing			
IDEAL LAP TIME : 55.163		BEST LAP TIME : 55.295		DIFFERENCE : 0.132		

LAP	SECTOR 1	SECTOR 2	SECTOR 3	LAP TIME	MPH	DIFF	TIME OF DAY
1 -	OUTLAP	26.334	110.0	16.696	103.7		10:21:21.598
2 -	19.861	23.908	110.9	16.268	105.0	1:00.037	10:22:21.635
3 -	19.162	23.494	109.4	16.007	104.5	58.663	10:23:20.298
4 -	18.826	22.942	110.9	15.912	104.8	57.680	10:24:17.978
5 -	18.626	22.545	110.5	15.875	103.7	57.046	10:25:15.024
6 -	18.496	22.485	110.7	15.774	104.6	56.755	10:26:11.779
7 -	18.522	22.377	110.9	15.877	105.3	56.776	10:27:08.555
8 -	18.424	22.124	111.2	15.727	104.3	56.275	10:28:04.830
9 -	18.443	22.143	110.5	17.581	45.7	58.167	10:29:02.997
10 -	OUTLAP	23.155	96.5	16.464	104.8	1:41.072	10:30:44.069
11 -	18.391	22.180	109.8	15.647	105.3	56.218	10:31:40.287

Weather / Track : Cloudy / Dry

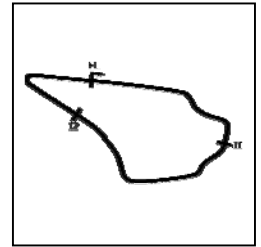
Knockhill
 Circuit Length = 1.2669 miles
 Start: 10:20 Flag 10:49 End: 10:49

MCRCB BULLETIN TK012

2017 MCE British Superbike Championship - Round 4

2017 HEL Performance British Motostar Championship

FREE PRACTICE 1 - SECTOR ANALYSIS



SECTOR 1 = FL to I1, SECTOR 2 = I1 to I2, SECTOR 3 = I2 to FL, DIFF = Difference To Personal Best Lap, P = Crossed Finish Line in Pit Lane, D = Time Disallowed

12 -	18.395	22.417	110.0	15.410	105.6	56.222	81.12	0.927	10:32:36.509
13 -	18.490	22.465	108.4	15.656	105.5	56.611	80.56	1.316	10:33:33.120
14 -	18.229	22.739	107.0	15.847	105.3	56.815	80.28	1.520	10:34:29.935
15 -	18.634	22.167	110.3	15.482	105.3	56.283	81.03	0.988	10:35:26.218
16 -	18.180	21.929	109.8	15.546	105.1	55.655	81.95	0.360	10:36:21.873
17 -	18.126	21.985	111.4	15.379	106.1	55.490 (2)	82.19	0.195	10:37:17.363
18 -	18.263	22.325	110.3	15.832	105.1	56.420	80.84	1.125	10:38:13.783
19 -	18.174	21.925	110.0	15.419	105.3	55.518	82.15	0.223	10:39:09.301
20 -	18.616	22.981	111.6	15.608	105.0	57.205	79.73	1.910	10:40:06.506
21 -	18.424	25.101	82.4	17.670	96.4	1:01.195	74.53	5.900	10:41:07.701
22 -	19.410	26.036	89.2	16.350	105.5	1:01.796	73.80	6.501	10:42:09.497
23 -	18.380	22.353	111.1	15.491	104.6	56.224	81.12	0.929	10:43:05.721
24 -	18.171	21.759	112.0	15.563	106.0	55.493 (3)	82.19	0.198	10:44:01.214
25 -	18.676	21.915	110.3	15.292	105.3	55.883	81.61	0.588	10:44:57.097
26 -	18.112	21.825	111.4	15.358	105.1	55.295 (1)	82.48		10:45:52.392
27 -	19.119	23.623	102.7	16.281	104.8	59.023	77.27	3.728	10:46:51.415
28 -	19.230	23.266	104.2	15.726	105.1	58.222	78.34	2.927	10:47:49.637
29 -	18.181	23.117	107.2	15.934	106.1	57.232	79.69	1.937	10:48:46.869

P14	64	Asher DURHAM	Mahindra - Cresswell Racing					
IDEAL LAP TIME : 55.206		BEST LAP TIME : 55.314		DIFFERENCE : 0.108				

LAP	SECTOR 1	SECTOR 2	SECTOR 3	LAP TIME	MPH	DIFF	TIME OF DAY		
1 -	OUTLAP	24.631	111.6	17.407	105.3		10:21:53.326		
2 -	19.660	22.950	113.5	16.189	106.1	58.799	77.57	3.485	10:22:52.125
3 -	19.558	22.374	113.9	16.139	106.6	58.071	78.54	2.757	10:23:50.196
4 -	19.226	22.366	114.1	15.893	107.0	57.485	79.34	2.171	10:24:47.681
5 -	18.737	22.402	113.9	15.915	106.1	57.054	79.94	1.740	10:25:44.735
6 -	18.669	22.332	113.9	15.896	107.0	56.897	80.16	1.583	10:26:41.632
7 -	18.576	22.210	114.1	15.801	106.3	56.587	80.60	1.273	10:27:38.219
8 -	18.446	22.174	113.3	15.866	105.3	56.486	80.74	1.172	10:28:34.705
9 -	18.574	22.101	112.4	18.889	34.9	59.564	76.57	4.250	10:29:34.269
10 -	OUTLAP	22.393	112.4	15.897	106.5	2:09.635	35.18	1:14.321	10:31:43.904
11 -	19.490	22.377	111.2	15.812	104.8	57.679	79.07	2.365	10:32:41.583
12 -	18.462	22.805	100.0	19.219	106.5	1:00.486	75.40	5.172	10:33:42.069
13 -	18.905	22.158	112.4	15.724	105.8	56.787	80.31	1.473	10:34:38.856
14 -	18.349	22.121	112.7	15.554	106.6	56.024	81.41	0.710	10:35:34.880
15 -	18.152	22.065	111.2	15.683	105.6	55.900	81.59	0.586	10:36:30.780
16 -	18.134	21.752	113.5	15.428	107.5	55.314 (1)	82.45		10:37:26.094
17 -	18.044	21.896	113.3	15.717	106.3	55.657	81.95	0.343	10:38:21.751
18 -	18.099	22.048	110.9	15.587	106.1	55.734	81.83	0.420	10:39:17.485
19 -	18.282	21.982	112.0	15.518	106.0	55.782	81.76	0.468	10:40:13.267
20 -	18.204	21.937	112.7	20.054	37.1	1:00.195	75.77	4.881	10:41:13.462
21 -	OUTLAP	23.921	110.7	15.913	105.8	3:16.091	23.26	2:20.777	10:44:29.553
22 -	18.688	22.515	108.7	16.477	102.9	57.680	79.07	2.366	10:45:27.233
23 -	18.294	21.790	112.4	15.480	105.6	55.564	82.08	0.250	10:46:22.797
24 -	18.104	21.866	112.5	15.536	104.2	55.506 (3)	82.17	0.192	10:47:18.303
25 -	18.149	21.734	112.4	15.522	105.3	55.405 (2)	82.32	0.091	10:48:13.708
26 -	18.089	23.023	100.0	16.074	104.2	57.186	79.75	1.872	10:49:10.894

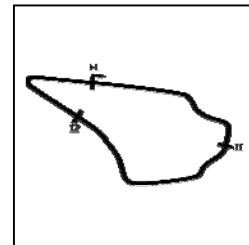
P15	25	Mike BROUWERS	APG Moto - TEC7-Joma / Brouwersracingteam					
IDEAL LAP TIME : 55.188		BEST LAP TIME : 55.316		DIFFERENCE : 0.128				

LAP	SECTOR 1	SECTOR 2	SECTOR 3	LAP TIME	MPH	DIFF	TIME OF DAY		
1 -							10:21:21.742		
2 -	OUTLAP	26.227	89.3	23.823	39.6	2:35.246	29.37	1:39.930	10:23:56.988
3 -	OUTLAP	25.092	103.0	17.317	101.8	6:12.028	12.26	5:16.712	10:30:09.016
4 -	19.697	23.062	105.5	16.886	101.8	59.645	76.47	4.329	10:31:08.661
5 -	19.308	22.829	106.3	16.581	101.5	58.718	77.67	3.402	10:32:07.379
6 -	18.771	22.490	106.8	16.210	101.2	57.471	79.36	2.155	10:33:04.850
7 -	18.645	21.927	109.2	15.791	102.4	56.363	80.92	1.047	10:34:01.213
8 -	18.496	21.762	107.8	16.002	101.3	56.260	81.07	0.944	10:34:57.473
9 -	18.352	22.940	100.6	16.049	102.6	57.341	79.54	2.025	10:35:54.814
10 -	18.179	21.788	107.2	15.901	100.9	55.868	81.64	0.552	10:36:50.682
11 -	18.349	21.802	107.7	15.816	103.0	55.967	81.49	0.651	10:37:46.649

Weather / Track : Cloudy / Dry

Knockhill
Circuit Length = 1.2669 miles
Start: 10:20 Flag 10:49 End: 10:49

FREE PRACTICE 1 - SECTOR ANALYSIS



SECTOR 1 = FL to I1, SECTOR 2 = I1 to I2, SECTOR 3 = I2 to FL, DIFF = Difference To Personal Best Lap, P = Crossed Finish Line in Pit Lane, D = Time Disallowed

12 -	18.212	23.282	101.8	15.970	102.7	57.464	79.37	2.148	10:38:44.113
13 -	18.592	22.760	107.3	15.645	104.0	56.997	80.02	1.681	10:39:41.110
14 -	18.378	22.002	108.5	15.707	102.9	56.087	81.32	0.771	10:40:37.197
15 -	18.311	22.269	100.4	18.203	45.3	58.783	77.59	3.467	10:41:35.980
16 -	OUTLAP	21.616	108.0	15.813	102.1	1:46.587	42.79	51.271	10:43:22.567
17 -	18.332	21.543	108.2	15.764	102.6	55.639	81.97	0.323	10:44:18.206
18 -	18.214	21.720	106.8	15.766	102.9	55.700	81.88	0.384	10:45:13.906
19 -	18.369	21.632	107.7	15.714	102.6	55.715	81.86	0.399	10:46:09.621
20 -	18.161	21.536	107.5	15.655	104.0	55.352 (2)	82.40	0.036	10:47:04.973
21 -	18.055	21.519	107.3	15.742	102.2	55.316 (1)	82.45		10:48:00.289
22 -	18.275	21.488	107.0	15.710	103.8	55.473 (3)	82.22	0.157	10:48:55.762

P16	2 S	Thomas STRUDWICK	Honda NSF - Case Moto Rapido Moto3					
IDEAL LAP TIME : 55.240		BEST LAP TIME : 55.343		DIFFERENCE : 0.103				

LAP	SECTOR 1	SECTOR 2	SECTOR 3	LAP TIME	MPH	DIFF	TIME OF DAY		
1 -	OUTLAP	24.821	104.8	17.245	100.3		10:21:35.529		
2 -	19.733	23.092	106.1	15.868	102.2	58.693	77.71	3.350	10:22:34.222
3 -	18.917	22.989	107.0	16.500	102.1	58.406	78.09	3.063	10:23:32.628
4 -	18.644	22.873	106.1	15.685	102.2	57.202	79.73	1.859	10:24:29.830
5 -	18.880	22.898	106.1	15.715	101.6	57.493	79.33	2.150	10:25:27.323
6 -	18.766	22.376	107.0	15.629	101.6	56.771	80.34	1.428	10:26:24.094
7 -	18.511	22.444	109.2	15.392	101.5	56.347	80.94	1.004	10:27:20.441
8 -	18.582	22.338	107.2	15.493	101.3	56.413	80.85	1.070	10:28:16.854
9 -	18.485	22.440	102.2	19.933	29.5	1:00.858	74.94	5.515	10:29:17.712
10 -	OUTLAP	22.975	106.0	15.761	102.1	2:08.840	35.40	1:13.497	10:31:26.552
11 -	18.918	22.968	105.6	15.770	101.9	57.656	79.10	2.313	10:32:24.208
12 -	18.606	22.023	108.4	15.635	101.6	56.264	81.06	0.921	10:33:20.472
13 -	18.302	22.301	106.5	15.599	101.9	56.202	81.15	0.859	10:34:16.674
14 -	18.709	22.142	107.0	15.521	102.4	56.372	80.91	1.029	10:35:13.046
15 -	18.280	22.107	106.1	15.383	102.1	55.770	81.78	0.427	10:36:08.816
16 -	18.091	22.018	106.0	15.525	102.7	55.634 (2)	81.98	0.291	10:37:04.450
17 -	18.396	22.372	105.5	15.655	103.4	56.423	80.83	1.080	10:38:00.873
18 -	18.350	21.795	107.5	15.600	101.0	55.745	81.82	0.402	10:38:56.618
19 -	18.143	22.199	108.2	15.470	102.4	55.812	81.72	0.469	10:39:52.430
20 -	18.138	21.861	107.0	15.688	102.6	55.687 (3)	81.90	0.344	10:40:48.117
21 -	18.183	21.766	106.3	15.394	102.4	55.343 (1)	82.41		10:41:43.460
22 -	19.013	23.170	99.7	20.778	33.8	1:02.961	72.44	7.618	10:42:46.421
23 -	OUTLAP	24.031	106.0	16.130	102.4	2:14.766	33.84	1:19.423	10:45:01.187
24 -	18.776	22.897	105.3	16.017	99.7	57.690	79.06	2.347	10:45:58.877
25 -	18.741	22.422	106.3	16.371	99.4	57.534	79.27	2.191	10:46:56.411
26 -	18.851	22.474	106.3	15.870	101.3	57.195	79.74	1.852	10:47:53.606
27 -	18.778	22.052	107.3	15.866	102.7	56.696	80.44	1.353	10:48:50.302

P17	52	Jorel BOERBOOM	Kalex KTM - Fireplace Warehouse					
IDEAL LAP TIME : 55.363		BEST LAP TIME : 55.378		DIFFERENCE : 0.015				

LAP	SECTOR 1	SECTOR 2	SECTOR 3	LAP TIME	MPH	DIFF	TIME OF DAY		
1 -	OUTLAP	24.466	109.1	17.243	105.5		10:21:06.420		
2 -	20.432	23.879	111.8	16.473	106.1	1:00.784	75.03	5.406	10:22:07.204
3 -	19.279	22.595	111.8	16.185	105.8	58.059	78.55	2.681	10:23:05.263
4 -	19.225	22.509	111.6	16.015	105.6	57.749	78.98	2.371	10:24:03.012
5 -	18.974	22.421	111.8	15.731	105.8	57.126	79.84	1.748	10:25:00.138
6 -	18.705	22.195	112.2	15.814	105.6	56.714	80.42	1.336	10:25:56.852
7 -	18.928	22.396	112.7	15.577	106.0	56.901	80.15	1.523	10:26:53.753
8 -	18.440	22.016	112.7	15.446	105.5	55.902	81.59	0.524	10:27:49.655
9 -	18.470	22.058	112.2	15.473	105.8	56.001	81.44	0.623	10:28:45.656
10 -	18.747	22.766	112.9	15.838	106.0	57.351	79.52	1.973	10:29:43.007
11 -	19.320	22.404	112.0	20.974	29.0	1:02.698	72.74	7.320	10:30:45.705
12 -	OUTLAP	22.687	110.9	16.031	105.5	2:22.519	32.00	1:27.141	10:33:08.224
13 -	18.892	22.349	111.8	15.912	105.3	57.153	79.80	1.775	10:34:05.377
14 -	18.932	22.335	111.2	15.804	106.6	57.071	79.91	1.693	10:35:02.448
15 -	18.884	22.219	111.4	15.731	106.0	56.834	80.25	1.456	10:35:59.282
16 -	18.778	22.156	111.2	15.432	107.0	56.366	80.91	0.988	10:36:55.648
17 -	19.049	22.999	110.9	16.979	105.5	59.027	77.27	3.649	10:37:54.675

Weather / Track : Cloudy / Dry

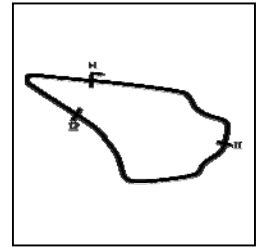
Knockhill
 Circuit Length = 1.2669 miles
 Start: 10:20 Flag 10:49 End: 10:49

MCRCB BULLETIN TK012

2017 MCE British Superbike Championship - Round 4

2017 HEL Performance British Motostar Championship

FREE PRACTICE 1 - SECTOR ANALYSIS



SECTOR 1 = FL to I1, SECTOR 2 = I1 to I2, SECTOR 3 = I2 to FL, DIFF = Difference To Personal Best Lap, P = Crossed Finish Line in Pit Lane, D = Time Disallowed

18 -	18.758	22.473	111.4	15.612	106.5	56.843	80.24	1.465	10:38:51.518
19 -	18.524	22.113	112.0	15.460	107.3	56.097	81.30	0.719	10:39:47.615
20 -	18.266	21.963	112.7	15.385	106.6	55.614 (3)	82.01	0.236	10:40:43.229
21 -	18.746	22.669	110.1	20.558	32.9	1:01.973	73.59	6.595	10:41:45.202
22 -	OUTLAP	22.360	110.9	15.676	106.5	1:52.047	40.70	56.669	10:43:37.249
23 -	18.453	22.166	111.2	15.444	106.5	56.063	81.35	0.685	10:44:33.312
24 -	18.506	22.126	111.8	15.376	107.0	56.008	81.43	0.630	10:45:29.320
25 -	18.324	21.893	113.9	15.566	106.3	55.783	81.76	0.405	10:46:25.103
26 -	18.930	22.361	110.9	15.422	106.5	56.713	80.42	1.335	10:47:21.816
27 -	18.222	21.869	111.6	15.352	107.2	55.443 (2)	82.26	0.065	10:48:17.259
28 -	18.237	21.799	112.9	15.342	107.5	55.378 (1)	82.36		10:49:12.637

P18 27	Josh HODGE	KTM - Team HPR
IDEAL LAP TIME : 55.421	BEST LAP TIME : 55.482	DIFFERENCE : 0.061

LAP	SECTOR 1	SECTOR 2	SECTOR 3	LAP TIME	MPH	DIFF	TIME OF DAY
1 -	OUTLAP	24.239	109.1	17.403	104.3		10:21:50.109
2 -	20.331	23.387	110.0	16.790	104.0	1:00.508	10:22:50.617
3 -	19.640	23.082	105.6	16.467	103.8	59.189	10:23:49.806
4 -	20.124	22.890	111.1	16.568	104.3	59.582	10:24:49.388
5 -	19.457	22.697	110.5	16.587	103.0	58.741	10:25:48.129
6 -	19.934	22.846	112.5	16.425	105.1	59.205	10:26:47.334
7 -	19.290	22.304	112.2	16.250	104.8	57.844	10:27:45.178
8 -	19.115	22.278	112.2	15.973	104.8	57.366	10:28:42.544
9 -	19.519	22.549	109.6	16.144	104.8	58.212	10:29:40.756
10 -	19.196	22.461	110.9	16.212	105.8	57.869	10:30:38.625
11 -	19.077	22.264	110.5	15.992	105.6	57.333	10:31:35.958
12 -	18.965	22.476	109.8	15.937	104.8	57.378	10:32:33.336
13 -	19.169	22.366	109.6	16.202	105.5	57.737	10:33:31.073
14 -	18.818	21.883	110.7	15.811	105.5	56.512	10:34:27.585
15 -	18.791	21.984	111.6	15.722	105.8	56.497	10:35:24.082
16 -	18.735	21.926	110.9	15.760	105.0	56.421	10:36:20.503
17 -	18.708	21.929	110.5	15.632	105.8	56.269	10:37:16.772
18 -	18.627	22.073	109.2	19.148	41.2	59.848	10:38:16.620
19 -	OUTLAP	23.913	109.6	15.983	105.3	2:17.203	1:21.721
20 -	18.643	21.822	110.0	15.646	104.6	56.111	10:40:33.823
21 -	18.505	21.901	110.0	15.596	105.0	56.002	10:41:29.934
22 -	18.462	21.642	110.0	15.671	105.5	55.775 (2)	10:42:25.936
23 -	18.366	21.982	109.2	21.271	39.6	1:01.619	10:43:21.711
24 -	OUTLAP	21.869	110.5	15.721	104.8	1:54.558	10:44:23.330
25 -	18.296	21.568	110.1	15.955	103.7	55.819 (3)	10:46:17.888
26 -	18.325	21.569	110.7	15.588	105.5	55.482 (1)	10:47:13.707
27 -	18.265	27.011	73.6	16.939	105.8	1:02.215	10:48:09.189
						73.31	10:49:11.404

P19 19 S	Victor RODRIGUEZ	Honda NSF - GA Competition
IDEAL LAP TIME : 55.369	BEST LAP TIME : 55.490	DIFFERENCE : 0.121

LAP	SECTOR 1	SECTOR 2	SECTOR 3	LAP TIME	MPH	DIFF	TIME OF DAY
1 -	OUTLAP	25.777	101.8	17.897	100.1		10:22:30.866
2 -	20.825	23.893	106.1	17.213	101.6	1:01.931	10:23:32.797
3 -	19.210	22.734	108.2	16.679	100.9	58.623	10:24:31.420
4 -	18.946	22.780	107.3	16.027	100.7	57.753	10:25:29.173
5 -	18.882	23.142	106.0	16.031	100.3	58.055	10:26:27.228
6 -	18.662	22.765	106.5	15.937	100.7	57.364	10:27:24.592
7 -	18.637	22.366	107.5	16.203	100.3	57.206	10:28:21.798
8 -	18.565	22.992	105.8	15.936	100.6	57.493	10:29:19.291
9 -	18.658	22.369	107.3	15.623	101.8	56.650	10:30:15.941
10 -	18.680	22.321	106.3	15.809	101.3	56.810	10:31:12.751
11 -	18.453	22.278	107.2	15.607	102.2	56.338	10:32:09.089
12 -	18.464	22.314	107.3	15.707	101.3	56.485	10:33:05.574
13 -	18.247	22.206	107.8	15.840	102.1	56.293	10:34:01.867
14 -	18.225	22.208	107.7	15.626	101.2	56.059	10:34:57.926
15 -	18.250	22.015	106.5	15.616	101.6	55.881 (3)	10:35:53.807
16 -	18.342	21.933	106.8	15.527	101.3	55.802 (2)	10:36:49.609
17 -	18.613	22.339	106.8	15.737	101.2	56.689	10:37:46.298

Weather / Track : Cloudy / Dry

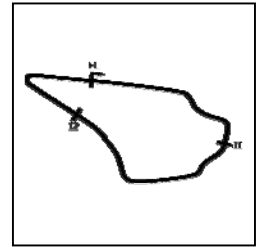
Knockhill
Circuit Length = 1.2669 miles
Start: 10:20 Flag 10:49 End: 10:49

MCRCB BULLETIN TK012

2017 MCE British Superbike Championship - Round 4

2017 HEL Performance British Motostar Championship

FREE PRACTICE 1 - SECTOR ANALYSIS



SECTOR 1 = FL to I1, SECTOR 2 = I1 to I2, SECTOR 3 = I2 to FL, DIFF = Difference To Personal Best Lap, P = Crossed Finish Line in Pit Lane, D = Time Disallowed

18 -	18.222	23.471	105.6	15.803	101.6	57.496	79.32	2.006	10:38:43.794
19 -	18.771	22.566	105.6	15.841	100.7	57.178	79.77	1.688	10:39:40.972
20 -	18.351	22.140	107.3	15.542	101.2	56.033	81.40	0.543	10:40:37.005
21 -	18.316	22.249	105.5	19.626	42.7	1:00.191	75.77	4.701	10:41:37.196
22 -	OUTLAP	23.022	103.5	15.961	100.9	2:18.338	32.97	1:22.848	10:43:55.534
23 -	18.511	22.134	107.3	15.537	102.4	56.182	81.18	0.692	10:44:51.716
24 -	18.203	21.815	108.5	15.472	101.5	55.490 (1)	82.19		10:45:47.206
25 -	18.082	22.091	107.7	19.557	45.7	59.730	76.36	4.240	10:46:46.936

P20	20	Joel MARKLUND				KTM - Marklund Solutions / SP125			
IDEAL LAP TIME : 55.421		BEST LAP TIME : 55.580		DIFFERENCE : 0.159					
LAP	SECTOR 1	SECTOR 2	SECTOR 3	LAP TIME	MPH	DIFF	TIME OF DAY		
1 -	OUTLAP	23.528	111.1	16.703	105.8		10:23:52.484		
2 -	19.419	22.897	111.8	16.269	105.8	58.585	77.85	3.005	10:24:51.069
3 -	19.028	22.537	112.5	16.076	105.6	57.641	79.12	2.061	10:25:48.710
4 -	19.234	22.592	111.4	16.146	105.5	57.972	78.67	2.392	10:26:46.682
5 -	18.689	22.278	112.9	15.914	106.1	56.881	80.18	1.301	10:27:43.563
6 -	18.818	22.665	112.5	15.892	106.6	57.375	79.49	1.795	10:28:40.938
7 -	18.810	22.403	111.4	15.883	106.3	57.096	79.88	1.516	10:29:38.034
8 -	18.432	22.231	111.1	15.739	106.3	56.402	80.86	0.822	10:30:34.436
9 -	18.523	22.344	110.7	15.542	106.8	56.409	80.85	0.829	10:31:30.845
10 -	18.586	22.355	109.8	15.580	107.0	56.521	80.69	0.941	10:32:27.366
11 -	18.484	22.260	110.0	15.829	107.0	56.573	80.62	0.993	10:33:23.939
12 -	18.386	22.142	109.6	15.589	106.6	56.117	81.27	0.537	10:34:20.056
13 -	18.312	22.121	110.5	24.016	36.0	1:04.449	70.77	8.869	10:35:24.505
14 -	OUTLAP	22.649	112.5	15.757	106.8	2:29.097	30.59	1:33.517	10:37:53.602
15 -	18.247	22.741	108.2	15.648	106.5	56.636	80.53	1.056	10:38:50.238
16 -	18.356	22.129	110.7	15.653	107.2	56.138	81.24	0.558	10:39:46.376
17 -	18.253	22.086	111.4	15.523	107.0	55.862	81.64	0.282	10:40:42.238
18 -	18.192	22.106	111.2	15.494	108.4	55.792 (3)	81.75	0.212	10:41:38.030
19 -	18.903	22.342	112.4	15.242	108.4	56.487	80.74	0.907	10:42:34.517
20 -	18.258	22.020	110.5	15.401	107.3	55.679 (2)	81.91	0.099	10:43:30.196
21 -	18.351	21.995	110.0	15.234	107.3	55.580 (1)	82.06		10:44:25.776
22 -	18.664	22.915	108.0	24.346	32.9	1:05.925	69.18	10.345	10:45:31.701
23 -	OUTLAP	22.737	111.4	15.588	106.6	2:18.282	32.98	1:22.702	10:47:49.983
24 -	18.333	22.727	111.4	15.648	106.8	56.708	80.43	1.128	10:48:46.691

P21	30 S	Max COOK				Honda NSF - Wilson Racing			
IDEAL LAP TIME : 55.792		BEST LAP TIME : 55.934		DIFFERENCE : 0.142					
LAP	SECTOR 1	SECTOR 2	SECTOR 3	LAP TIME	MPH	DIFF	TIME OF DAY		
1 -	OUTLAP	25.582	104.3	17.645	99.4		10:21:14.006		
2 -	20.308	23.991	105.8	16.378	100.7	1:00.677	75.17	4.743	10:22:14.683
3 -	19.500	23.018	107.2	16.056	101.5	58.574	77.86	2.640	10:23:13.257
4 -	19.005	22.479	109.4	16.200	102.7	57.684	79.07	1.750	10:24:10.941
5 -	18.844	22.736	107.7	16.091	100.4	57.671	79.08	1.737	10:25:08.612
6 -	18.942	22.481	108.0	15.900	101.2	57.323	79.56	1.389	10:26:05.935
7 -	18.941	22.353	107.8	20.310	29.8	1:01.604	74.03	5.670	10:27:07.539
8 -	OUTLAP	23.058	106.6	16.057	99.8	2:34.983	29.42	1:39.049	10:29:42.522
9 -	19.478	22.151	108.2	15.847	100.4	57.476	79.35	1.542	10:30:39.998
10 -	18.715	22.078	109.1	15.818	102.1	56.611	80.56	0.677	10:31:36.609
11 -	18.557	22.738	108.9	15.779	102.6	57.074	79.91	1.140	10:32:33.683
12 -	18.621	22.383	106.6	15.711	102.1	56.715	80.42	0.781	10:33:30.398
13 -	18.510	22.222	107.2	15.575	102.1	56.307	81.00	0.373	10:34:26.705
14 -	18.415	22.243	107.3	15.470	102.2	56.128	81.26	0.194	10:35:22.833
15 -	18.499	22.184	107.5	15.517	101.9	56.200	81.15	0.266	10:36:19.033
16 -	18.753	26.699	60.3	20.718	33.3	1:06.170	68.93	10.236	10:37:25.203
17 -	OUTLAP	22.724	107.8	15.947	101.3	2:38.588	28.76	1:42.654	10:40:03.791
18 -	18.572	22.594	107.0	15.702	101.5	56.868	80.20	0.934	10:41:00.659
19 -	18.390	22.084	106.5	15.579	102.2	56.053	81.37	0.119	10:41:56.712
20 -	18.457	21.988	107.5	15.489	102.2	55.934 (1)	81.54		10:42:52.646
21 -	19.070	23.188	106.3	15.697	102.4	57.955	78.70	2.021	10:43:50.601
22 -	18.381	21.975	107.0	15.585	100.6	55.941 (2)	81.53	0.007	10:44:46.542
23 -	18.391	22.094	107.5	15.535	102.2	56.020	81.41	0.086	10:45:42.562

Weather / Track : Cloudy / Dry

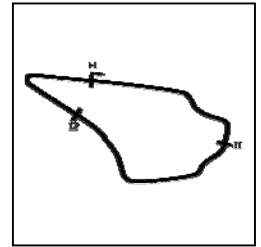
Knockhill
 Circuit Length = 1.2669 miles
 Start: 10:20 Flag 10:49 End: 10:49

MCRCB BULLETIN TK012

2017 MCE British Superbike Championship - Round 4

2017 HEL Performance British Motostar Championship

FREE PRACTICE 1 - SECTOR ANALYSIS



SECTOR 1 = FL to I1, SECTOR 2 = I1 to I2, SECTOR 3 = I2 to FL, DIFF = Difference To Personal Best Lap, P = Crossed Finish Line in Pit Lane, D = Time Disallowed

24 -	18.454	22.049	107.5	15.625	101.8	56.128	81.26	0.194	10:46:38.690
25 -	18.407	22.189	107.3	15.517	101.9	56.113	81.28	0.179	10:47:34.803
26 -	18.500	21.941	107.5	15.517	102.4	55.958 (3)	81.50	0.024	10:48:30.761
27 -	18.486	23.447	100.4	24.394	30.0	1:06.327	68.76	10.393	10:49:37.088

P22 54		Sam BURMAN			KTM - TeamWNT / Burman Racing				
IDEAL LAP TIME : 55.639		BEST LAP TIME : 55.942			DIFFERENCE : 0.303				
LAP	SECTOR 1	SECTOR 2		SECTOR 3		LAP TIME	MPH	DIFF	TIME OF DAY
1 -	OUTLAP	30.271	95.8	17.002	106.1				10:21:11.627
2 -	19.815	23.747	112.5	16.732	108.0	1:00.294	75.64	4.352	10:22:11.921
3 -	19.458	23.046	113.5	16.324	108.0	58.828	77.53	2.886	10:23:10.749
4 -	19.004	22.535	113.9	16.265	107.5	57.804	78.90	1.862	10:24:08.553
5 -	19.053	23.126	113.1	15.992	108.4	58.171	78.40	2.229	10:25:06.724
6 -	18.756	22.191	113.9	15.673	107.7	56.620	80.55	0.678	10:26:03.344
7 -	18.754	22.347	114.1	15.531	108.4	56.632	80.53	0.690	10:26:59.976
8 -	18.726	22.353	113.7	15.719	107.7	56.798	80.30	0.856	10:27:56.774
9 -	18.862	22.222	113.7	15.745	107.5	56.829	80.26	0.887	10:28:53.603
10 -	18.826	22.212	112.9	15.758	108.4	56.796	80.30	0.854	10:29:50.399
11 -	18.809	22.305	113.5	20.607	44.8	1:01.721	73.89	5.779	10:30:52.120
12 -	OUTLAP	24.232	112.0	16.061	108.5	4:40.560	16.25	3:44.618	10:35:32.680
13 -	18.573	22.027	113.3	15.655	108.4	56.255	81.07	0.313	10:36:28.935
14 -	18.536	22.035	113.7	15.543	109.4	56.114 (3)	81.28	0.172	10:37:25.049
15 -	18.477	22.097	113.9	16.198	108.4	56.772	80.34	0.830	10:38:21.821
16 -	18.673	22.090	113.9	15.898	108.4	56.661	80.49	0.719	10:39:18.482
17 -	18.484	21.991	114.5	15.467	108.7	55.942 (1)	81.53		10:40:14.424
18 -	18.546	21.900	114.3	15.643	107.0	56.089 (2)	81.31	0.147	10:41:10.513
19 -	18.961	22.521	113.3	15.578	108.0	57.060	79.93	1.118	10:42:07.573
20 -	18.669	22.167	114.7	15.717	107.7	56.553	80.65	0.611	10:43:04.126
21 -	18.910	22.062	114.1	15.770	109.8	56.742	80.38	0.800	10:44:00.868
22 -	19.392	1:30.615	81.6	19.056	104.2	2:09.063	35.34	1:13.121	10:46:09.931
23 -	18.853	22.420	113.3	15.925	108.4	57.198	79.74	1.256	10:47:07.129
24 -	18.405	22.485	112.0	15.477	108.5	56.367	80.91	0.425	10:48:03.496
25 -	18.272	24.940	97.3	16.391	108.2	59.603	76.52	3.661	10:49:03.099

P23 55 S		Jack SCOTT			Honda NSF - J J Racing				
IDEAL LAP TIME : 56.676		BEST LAP TIME : 56.706			DIFFERENCE : 0.030				
LAP	SECTOR 1	SECTOR 2		SECTOR 3		LAP TIME	MPH	DIFF	TIME OF DAY
1 -	OUTLAP	26.217	100.1	17.812	99.8				10:22:30.618
2 -	20.533	24.192	101.2	17.226	99.7	1:01.951	73.62	5.245	10:23:32.569
3 -	19.924	23.449	103.8	16.739	100.7	1:00.112	75.87	3.406	10:24:32.681
4 -	19.276	23.360	103.0	16.435	100.9	59.071	77.21	2.365	10:25:31.752
5 -	19.098	23.014	102.6	16.009	99.2	58.121	78.47	1.415	10:26:29.873
6 -	19.253	23.312	103.4	16.070	101.6	58.635	77.78	1.929	10:27:28.508
7 -	19.479	23.984	105.1	22.909	28.7	1:06.372	68.72	9.666	10:28:34.880
8 -	OUTLAP	23.091	102.7	16.296	101.0	2:02.694	37.17	1:05.988	10:30:37.574
9 -	19.027	22.850	102.2	15.992	100.7	57.869	78.81	1.163	10:31:35.443
10 -	19.034	23.073	101.5	16.442	101.8	58.549	77.90	1.843	10:32:33.992
11 -	19.135	22.936	101.9	16.059	100.9	58.130	78.46	1.424	10:33:32.122
12 -	18.940	23.059	102.1	16.183	101.5	58.182	78.39	1.476	10:34:30.304
13 -	18.885	22.660	103.5	16.079	100.9	57.624	79.15	0.918	10:35:27.928
14 -	18.842	22.778	101.5	16.187	100.9	57.807	78.90	1.101	10:36:25.735
15 -	18.900	22.466	103.5	15.925	101.5	57.291	79.61	0.585	10:37:23.026
16 -	18.653	22.699	101.0	16.008	101.8	57.360	79.51	0.654	10:38:20.386
17 -	18.874	22.723	101.6	16.172	101.5	57.769	78.95	1.063	10:39:18.155
18 -	19.092	22.709	104.0	15.976	101.2	57.777	78.94	1.071	10:40:15.932
19 -	18.705	22.495	102.9	15.998	100.3	57.198	79.74	0.492	10:41:13.130
20 -	18.617	22.583	104.0	15.991	101.6	57.191 (3)	79.75	0.485	10:42:10.321
21 -	18.521	22.335	104.6	15.850	101.6	56.706 (1)	80.43		10:43:07.027
22 -	19.279	22.804	103.8	20.412	33.2	1:02.495	72.98	5.789	10:44:09.522
23 -	OUTLAP	23.156	102.6	16.206	100.3	2:03.125	37.04	1:06.419	10:46:12.647
24 -	19.135	22.352	105.3	15.978	101.8	57.465	79.37	0.759	10:47:10.112
25 -	18.899	22.384	103.5	15.820	101.8	57.103 (2)	79.87	0.397	10:48:07.215
26 -	18.795	23.820	96.2	17.302	97.8	59.917	76.12	3.211	10:49:07.132

Weather / Track : Cloudy / Dry

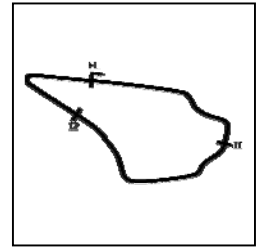
Knockhill
Circuit Length = 1.2669 miles
Start: 10:20 Flag 10:49 End: 10:49

MCRCB BULLETIN TK012

2017 MCE British Superbike Championship - Round 4

2017 HEL Performance British Motostar Championship

FREE PRACTICE 1 - SECTOR ANALYSIS



SECTOR 1 = FL to I1, SECTOR 2 = I1 to I2, SECTOR 3 = I2 to FL, DIFF = Difference To Personal Best Lap, P = Crossed Finish Line in Pit Lane, D = Time Disallowed

P24 95 S		Ross TURNER				Honda NSF - RedRat Racing			
IDEAL LAP TIME : 56.542		BEST LAP TIME : 56.762		DIFFERENCE : 0.220					
LAP	SECTOR 1	SECTOR 2		SECTOR 3		LAP TIME	MPH	DIFF	TIME OF DAY
1 -	OUTLAP	27.060	93.2	19.894	95.3				10:21:18.089
2 -	21.673	25.915	106.5	17.719	97.9	1:05.307	69.84	8.545	10:22:23.396
3 -	20.495	24.906	105.8	17.100	100.7	1:02.501	72.97	5.739	10:23:25.897
4 -	20.214	24.661	106.6	16.666	101.3	1:01.541	74.11	4.779	10:24:27.438
5 -	20.118	24.355	107.7	16.057	101.6	1:00.530	75.35	3.768	10:25:27.968
6 -	19.951	24.043	107.3	16.268	101.5	1:00.262	75.68	3.500	10:26:28.230
7 -	19.665	23.993	106.6	16.339	101.8	59.997	76.02	3.235	10:27:28.227
8 -	19.645	23.874	107.5	16.237	100.9	59.756	76.32	2.994	10:28:27.983
9 -	19.525	23.766	107.3	16.945	99.4	1:00.236	75.72	3.474	10:29:28.219
10 -	19.457	23.302	107.2	16.151	102.6	58.910	77.42	2.148	10:30:27.129
11 -	19.213	23.387	107.2	16.062	102.4	58.662	77.75	1.900	10:31:25.791
12 -	19.397	23.306	107.2	16.149	102.4	58.852	77.50	2.090	10:32:24.643
13 -	18.982	23.459	102.2	20.487	33.4	1:02.928	72.48	6.166	10:33:27.571
14 -	OUTLAP	24.520	103.2	16.889	101.3	1:49.263	41.74	52.501	10:35:16.834
15 -	19.561	23.216	106.3	16.134	101.6	58.911	77.42	2.149	10:36:15.745
16 -	19.180	23.524	105.8	16.611	100.1	59.315	76.89	2.553	10:37:15.060
17 -	19.187	23.339	103.8	16.409	104.0	58.935	77.39	2.173	10:38:13.995
18 -	18.926	23.011	107.8	15.886	102.4	57.823	78.88	1.061	10:39:11.818
19 -	18.808	23.330	107.0	15.856	102.2	57.994	78.64	1.232	10:40:09.812
20 -	19.237	23.427	96.5	17.196	98.6	59.860	76.19	3.098	10:41:09.672
21 -	19.235	23.014	106.8	16.105	101.9	58.354	78.16	1.592	10:42:08.026
22 -	19.001	23.362	105.8	16.485	99.7	58.848	77.50	2.086	10:43:06.874
23 -	19.028	22.916	107.5	15.796	103.0	57.740	78.99	0.978	10:44:04.614
24 -	18.855	22.775	107.5	15.949	103.2	57.579	79.21	0.817	10:45:02.193
25 -	18.777	22.973	107.8	15.657	101.9	57.407	79.45	0.645	10:45:59.600
26 -	18.695	22.579	109.1	15.846	103.4	57.120 (3)	79.85	0.358	10:46:56.720
27 -	18.983	22.540	108.9	15.567	102.7	57.090 (2)	79.89	0.328	10:47:53.810
28 -	18.915	22.429	108.9	15.418	103.5	56.762 (1)	80.35		10:48:50.572

P25 16 S		Connall COURTNEY				Honda NSF - Mototech CCR			
IDEAL LAP TIME : 56.725		BEST LAP TIME : 56.944		DIFFERENCE : 0.219					
LAP	SECTOR 1	SECTOR 2		SECTOR 3		LAP TIME	MPH	DIFF	TIME OF DAY
1 -	OUTLAP	26.052	100.1	18.786	100.1				10:21:25.860
2 -	22.014	26.168	103.5	17.473	100.9	1:05.655	69.47	8.711	10:22:31.515
3 -	20.593	24.505	103.7	16.932	101.2	1:02.030	73.53	5.086	10:23:33.545
4 -	19.515	23.573	106.5	16.592	101.3	59.680	76.42	2.736	10:24:33.225
5 -	19.379	23.397	106.3	16.625	100.7	59.401	76.78	2.457	10:25:32.626
6 -	19.122	22.955	106.5	16.179	101.2	58.256	78.29	1.312	10:26:30.882
7 -	19.379	23.290	106.3	16.341	100.6	59.010	77.29	2.066	10:27:29.892
8 -	19.389	23.133	107.2	16.859	99.8	59.381	76.81	2.437	10:28:29.273
9 -	19.109	23.376	106.6	16.283	99.8	58.768	77.61	1.824	10:29:28.041
10 -	19.122	22.912	105.5	16.246	101.2	58.280	78.26	1.336	10:30:26.321
11 -	18.801	22.826	105.3	16.305	100.9	57.932	78.73	0.988	10:31:24.253
12 -	18.868	23.093	105.0	16.003	101.6	57.964	78.68	1.020	10:32:22.217
13 -	18.883	23.469	104.2	16.444	101.2	58.796	77.57	1.852	10:33:21.013
14 -	18.722	22.565	105.6	15.864	101.5	57.151 (3)	79.80	0.207	10:34:18.164
15 -	18.618	23.109	104.3	17.797	48.2	59.524	76.62	2.580	10:35:17.688
16 -	OUTLAP	23.360	104.2	16.345	101.3	3:12.253	23.72	2:15.309	10:38:29.941
17 -	18.762	22.787	105.8	15.968	100.7	57.517	79.30	0.573	10:39:27.458
18 -	18.656	22.735	105.5	15.853	101.3	57.244	79.67	0.300	10:40:24.702
19 -	19.301	23.113	104.2	15.868	101.2	58.282	78.25	1.338	10:41:22.984
20 -	18.512	22.732	103.5	15.971	100.6	57.215	79.71	0.271	10:42:20.199
21 -	19.183	22.936	104.6	15.910	101.3	58.029	78.60	1.085	10:43:18.228
22 -	18.703	22.533	105.0	15.802	101.8	57.038 (2)	79.96	0.094	10:44:15.266
23 -	18.479	22.444	104.5	16.021	101.5	56.944 (1)	80.09		10:45:12.210
24 -	18.919	22.670	104.8	18.634	48.2	1:00.223	75.73	3.279	10:46:12.433
25 -	OUTLAP	23.323	104.8	16.037	101.3	2:12.162	34.51	1:15.218	10:48:24.595
26 -	18.588	24.978	92.5	25.334	28.2	1:08.900	66.19	11.956	10:49:33.495

Weather / Track : Cloudy / Dry

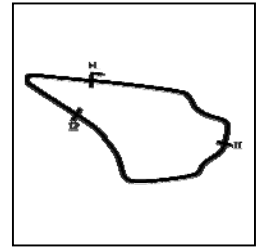
Knockhill
Circuit Length = 1.2669 miles
Start: 10:20 Flag 10:49 End: 10:49

MCRCB BULLETIN TK012

2017 MCE British Superbike Championship - Round 4

2017 HEL Performance British Motostar Championship

FREE PRACTICE 1 - SECTOR ANALYSIS



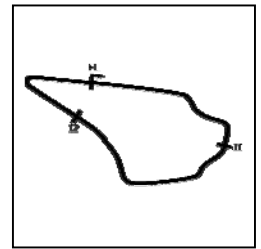
SECTOR 1 = FL to I1, SECTOR 2 = I1 to I2, SECTOR 3 = I2 to FL, DIFF = Difference To Personal Best Lap, P = Crossed Finish Line in Pit Lane, D = Time Disallowed

P26 56 S		Charlie ATKINS				Honda NSF - Wilson Racing			
IDEAL LAP TIME : 56.950		BEST LAP TIME : 57.036				DIFFERENCE : 0.086			
LAP	SECTOR 1	SECTOR 2		SECTOR 3		LAP TIME	MPH	DIFF	TIME OF DAY
1 -	OUTLAP	26.581	99.4	18.354	102.1				10:21:16.527
2 -	21.165	25.543	106.8	16.927	103.0	1:03.635	71.67	6.599	10:22:20.162
3 -	20.145	24.227	107.8	16.818	102.7	1:01.190	74.54	4.154	10:23:21.352
4 -	20.087	24.475	109.2	16.624	103.0	1:01.186	74.54	4.150	10:24:22.538
5 -	19.977	23.696	108.9	16.419	103.4	1:00.092	75.90	3.056	10:25:22.630
6 -	19.512	23.595	108.7	16.463	102.7	59.570	76.56	2.534	10:26:22.200
7 -	19.373	23.371	108.5	16.348	102.9	59.092	77.18	2.056	10:27:21.292
8 -	19.741	23.319	108.4	21.298	29.9	1:04.358	70.87	7.322	10:28:25.650
9 -	OUTLAP	23.505	107.8	16.559	102.6	1:19.956	57.04	22.920	10:29:45.606
10 -	19.612	22.892	108.5	16.515	103.7	59.019	77.28	1.983	10:30:44.625
11 -	19.132	23.175	108.0	16.326	103.5	58.633	77.79	1.597	10:31:43.258
12 -	20.338	23.335	108.5	16.489	104.5	1:00.162	75.81	3.126	10:32:43.420
13 -	19.494	23.271	103.8	19.647	33.7	1:02.412	73.08	5.376	10:33:45.832
14 -	OUTLAP	29.907	106.8	16.460	103.2	2:02.434	37.25	1:05.398	10:35:48.266
15 -	19.284	23.093	107.8	16.463	101.2	58.840	77.51	1.804	10:36:47.106
16 -	19.173	22.909	107.8	16.035	103.7	58.117	78.48	1.081	10:37:45.223
17 -	18.960	23.316	107.2	15.895	104.3	58.171	78.40	1.135	10:38:43.394
18 -	19.023	23.778	108.7	15.772	104.3	58.573	77.87	1.537	10:39:41.967
19 -	18.911	22.788	108.2	15.667	104.5	57.366 (3)	79.50	0.330	10:40:39.333
20 -	18.759	23.220	109.1	16.009	103.7	57.988	78.65	0.952	10:41:37.321
21 -	18.792	22.524	109.1	15.720	104.8	57.036 (1)	79.96		10:42:34.357
22 -	19.009	22.680	108.7	15.941	104.6	57.630	79.14	0.594	10:43:31.987
23 -	19.076	22.891	109.8	15.876	105.8	57.843	78.85	0.807	10:44:29.830
24 -	18.987	22.691	110.1	15.915	103.5	57.593	79.19	0.557	10:45:27.423
25 -	18.917	22.749	109.2	15.794	103.8	57.460	79.37	0.424	10:46:24.883
26 -	18.887	22.827	109.4	15.962	104.6	57.676	79.08	0.640	10:47:22.559
27 -	18.795	22.583	107.8	15.956	103.8	57.334 (2)	79.55	0.298	10:48:19.893

P27 45 S		Scott SWANN				Honda NSF - Swann Racing			
IDEAL LAP TIME : 56.960		BEST LAP TIME : 57.243				DIFFERENCE : 0.283			
LAP	SECTOR 1	SECTOR 2		SECTOR 3		LAP TIME	MPH	DIFF	TIME OF DAY
1 -	OUTLAP	25.604	100.6	17.255	98.6				10:22:09.473
2 -	20.096	24.331	103.5	16.779	99.4	1:01.206	74.52	3.963	10:23:10.679
3 -	19.658	23.973	102.9	16.557	98.8	1:00.188	75.78	2.945	10:24:10.867
4 -	19.468	23.713	104.6	16.201	99.8	59.382	76.80	2.139	10:25:10.249
5 -	19.366	23.616	103.8	16.350	97.8	59.332	76.87	2.089	10:26:09.581
6 -	19.302	23.331	105.0	16.241	98.1	58.874	77.47	1.631	10:27:08.455
7 -	19.219	23.216	104.2	15.952	99.1	58.387	78.11	1.144	10:28:06.842
8 -	18.968	23.337	103.2	15.953	99.1	58.258	78.29	1.015	10:29:05.100
9 -	19.261	23.352	103.8	15.956	99.7	58.569	77.87	1.326	10:30:03.669
10 -	18.972	23.180	100.3	16.003	99.8	58.155	78.43	0.912	10:31:01.824
11 -	19.060	23.295	103.2	15.871	99.7	58.226	78.33	0.983	10:32:00.050
12 -	18.911	22.719	104.5	15.857	99.5	57.487	79.34	0.244	10:32:57.537
13 -	19.020	22.867	104.0	15.782	99.7	57.669	79.09	0.426	10:33:55.206
14 -	19.443	23.089	103.7	15.942	99.2	58.474	78.00	1.231	10:34:53.680
15 -	18.966	22.989	103.7	15.916	99.7	57.871	78.81	0.628	10:35:51.551
16 -	19.008	22.702	104.3	15.753	99.8	57.463 (3)	79.37	0.220	10:36:49.014
17 -	19.439	22.953	103.8	15.833	100.4	58.225	78.33	0.982	10:37:47.239
18 -	18.592	22.665	103.7	15.986	100.1	57.243 (1)	79.67		10:38:44.482
19 -	18.702	23.333	105.1	16.027	99.4	58.062	78.55	0.819	10:39:42.544
20 -	18.701	22.823	105.3	16.127	100.4	57.651	79.11	0.408	10:40:40.195
21 -	18.706	22.697	105.6	16.007	99.8	57.410 (2)	79.44	0.167	10:41:37.605
22 -	18.849	22.944	104.0	15.919	100.0	57.712	79.03	0.469	10:42:35.317
23 -	18.806	22.771	104.3	15.963	100.6	57.540	79.26	0.297	10:43:32.857
24 -	18.638	22.671	107.0	16.207	100.3	57.516	79.30	0.273	10:44:30.373
25 -	18.985	22.952	104.0	15.703	100.0	57.640	79.13	0.397	10:45:28.013
26 -	18.738	22.828	104.2	15.997	100.1	57.563	79.23	0.320	10:46:25.576
27 -	18.795	22.756	102.6	15.931	100.3	57.482	79.34	0.239	10:47:23.058
28 -	18.950	22.766	104.2	15.774	100.0	57.490	79.33	0.247	10:48:20.548

Weather / Track : Cloudy / Dry

Knockhill
Circuit Length = 1.2669 miles
Start: 10:20 Flag 10:49 End: 10:49



SECTOR 1 = FL to I1, SECTOR 2 = I1 to I2, SECTOR 3 = I2 to FL, DIFF = Difference To Personal Best Lap, P = Crossed Finish Line in Pit Lane, D = Time Disallowed

P28 48 S		Ewan POTTER				Honda NSF -			
IDEAL LAP TIME : 58.761		BEST LAP TIME : 58.822				DIFFERENCE : 0.061			
LAP	SECTOR 1	SECTOR 2		SECTOR 3		LAP TIME	MPH	DIFF	TIME OF DAY
1 -	OUTLAP	28.459	99.7	18.650	100.9				10:21:25.581
2 -	22.023	26.333	104.5	17.920	102.7	1:06.276	68.81	7.454	10:22:31.857
3 -	20.868	25.308	104.3	17.032	102.2	1:03.208	72.16	4.386	10:23:35.065
4 -	21.196	25.302	105.3	16.926	102.4	1:03.424	71.91	4.602	10:24:38.489
5 -	20.453	24.531	105.5	16.529	102.9	1:01.513	74.14	2.691	10:25:40.002
6 -	19.893	24.558	102.7	17.057	101.9	1:01.508	74.15	2.686	10:26:41.510
7 -	19.756	24.230	105.8	16.281	102.4	1:00.267	75.68	1.445	10:27:41.777
8 -	20.075	24.659	103.8	19.801	39.6	1:04.535	70.67	5.713	10:28:46.312
9 -	OUTLAP	24.990	102.6	16.525	101.0	5:15.509	14.45	4:16.687	10:34:01.821
10 -	19.986	23.880	104.8	16.458	101.9	1:00.324	75.61	1.502	10:35:02.145
11 -	20.011	23.705	105.0	16.176	102.2	59.892	76.15	1.070	10:36:02.037
12 -	19.585	23.549	104.6	16.372	102.7	59.506 (2)	76.64	0.684	10:37:01.543
13 -	20.303	23.815	104.6	16.355	102.6	1:00.473	75.42	1.651	10:38:02.016
14 -	20.064	23.517	103.7	16.251	102.9	59.832	76.23	1.010	10:39:01.848
15 -	20.048	24.181	105.5	16.209	102.6	1:00.438	75.46	1.616	10:40:02.286
16 -	19.557	23.828	104.6	16.347	101.9	59.732 (3)	76.35	0.910	10:41:02.018
17 -	20.138	23.594	101.9	16.323	102.6	1:00.055	75.94	1.233	10:42:02.073
18 -	19.853	23.740	104.3	16.375	102.4	59.968	76.05	1.146	10:43:02.041
19 -	19.618	23.182	105.3	16.022	102.9	58.822 (1)	77.54		10:44:00.863
20 -	19.961	23.604	103.8	19.399	40.0	1:02.964	72.44	4.142	10:45:03.827

P29 9 S		Rishon HICKEY				Honda NSF - Cresswell Racing			
IDEAL LAP TIME : 58.791		BEST LAP TIME : 58.936				DIFFERENCE : 0.145			
LAP	SECTOR 1	SECTOR 2		SECTOR 3		LAP TIME	MPH	DIFF	TIME OF DAY
1 -	OUTLAP	27.614	95.8	18.386	96.0				10:21:14.948
2 -	22.585	27.395	94.5	19.381	90.5	1:09.361	65.75	10.425	10:22:24.309
3 -	21.466	24.868	99.1	17.456	95.7	1:03.790	71.50	4.854	10:23:28.099
4 -	21.625	24.645	99.5	17.938	94.7	1:04.208	71.03	5.272	10:24:32.307
5 -	21.262	24.327	99.8	18.832	86.5	1:04.421	70.80	5.485	10:25:36.728
6 -	21.090	23.885	99.8	17.067	96.1	1:02.042	73.51	3.106	10:26:38.770
7 -	20.655	23.744	101.3	16.960	95.8	1:01.359	74.33	2.423	10:27:40.129
8 -	20.501	23.832	99.7	16.711	96.4	1:01.044	74.71	2.108	10:28:41.173
9 -	20.444	23.671	99.2	16.634	96.2	1:00.749	75.08	1.813	10:29:41.922
10 -	20.571	24.917	61.6	22.701	93.3	1:08.189	66.88	9.253	10:30:50.111
11 -	20.582	24.933	96.8	17.375	95.8	1:02.890	72.52	3.954	10:31:53.001
12 -	20.491	23.789	99.1	16.966	96.0	1:01.246	74.47	2.310	10:32:54.247
13 -	20.024	23.544	98.9	16.812	96.2	1:00.380	75.54	1.444	10:33:54.627
14 -	20.429	23.382	100.4	16.492	97.5	1:00.303	75.63	1.367	10:34:54.930
15 -	19.845	23.514	99.1	16.584	96.5	59.943	76.09	1.007	10:35:54.873
16 -	19.750	23.339	99.7	16.409	96.9	59.498	76.65	0.562	10:36:54.371
17 -	20.037	23.315	101.0	16.537	97.9	59.889	76.15	0.953	10:37:54.260
18 -	19.777	23.388	101.9	16.200	97.8	59.365	76.83	0.429	10:38:53.625
19 -	19.866	23.117	101.9	16.350	97.5	59.333 (3)	76.87	0.397	10:39:52.958
20 -	19.474	23.182	100.0	16.280	97.2	58.936 (1)	77.39		10:40:51.894
21 -	19.755	23.144	100.9	16.428	97.9	59.327 (2)	76.88	0.391	10:41:51.221
22 -	19.676	23.446	100.3	16.548	97.5	59.670	76.43	0.734	10:42:50.891
23 -	20.691	23.520	99.1	16.644	96.1	1:00.855	74.95	1.919	10:43:51.746
24 -	19.964	23.408	99.5	16.430	97.5	59.802	76.27	0.866	10:44:51.548
25 -	19.704	23.374	101.6	16.359	97.6	59.437	76.73	0.501	10:45:50.985
26 -	19.728	23.348	99.8	16.605	97.6	59.681	76.42	0.745	10:46:50.666
27 -	20.092	23.466	101.5	16.450	97.8	1:00.008	76.00	1.072	10:47:50.674
28 -	19.892	23.155	101.0	16.523	97.9	59.570	76.56	0.634	10:48:50.244

P30 99		Stephen CAMPBELL				Honda - Campbell Racing			
IDEAL LAP TIME : 59.613		BEST LAP TIME : 1:00.076				DIFFERENCE : 0.463			
LAP	SECTOR 1	SECTOR 2		SECTOR 3		LAP TIME	MPH	DIFF	TIME OF DAY
1 -	OUTLAP	26.362	98.9	18.490	94.6				10:21:21.652
2 -	21.876	25.146	100.4	17.562	97.9	1:04.584	70.62	4.508	10:22:26.236

Weather / Track : Cloudy / Dry

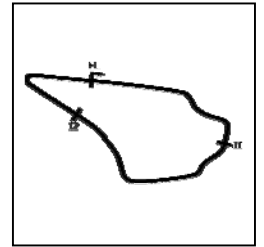
Knockhill
Circuit Length = 1.2669 miles
Start: 10:20 Flag 10:49 End: 10:49

MCRCB BULLETIN TK012

2017 MCE British Superbike Championship - Round 4

2017 HEL Performance British Motostar Championship

FREE PRACTICE 1 - SECTOR ANALYSIS



SECTOR 1 = FL to I1, SECTOR 2 = I1 to I2, SECTOR 3 = I2 to FL, DIFF = Difference To Personal Best Lap, P = Crossed Finish Line in Pit Lane, D = Time Disallowed

3 -	20.788	26.034	96.8	22.513	31.7	1:09.335	65.78	9.259	10:23:35.571
4 -	OUTLAP	25.707	97.5	21.201	35.1	7:48.131	9.74	6:48.055	10:31:23.702
5 -	OUTLAP	24.862	98.5	17.328	97.5	3:19.590	22.85	2:19.514	10:34:43.292
6 -	21.241	24.811	99.4	20.112	37.8	1:06.164	68.93	6.088	10:35:49.456
7 -	OUTLAP	25.475	104.0	16.773	98.1	4:14.393	17.92	3:14.317	10:40:03.849
8 -	20.339	23.968	103.0	19.340	38.9	1:03.647 (3)	71.66	3.571	10:41:07.496
9 -	OUTLAP	25.001	103.5	16.937	98.6	5:57.321	12.76	4:57.245	10:47:04.817
10 -	20.049	23.297	103.5	16.730	98.1	1:00.076 (1)	75.92		10:48:04.893
11 -	19.586	24.283	97.8	16.836	98.2	1:00.705 (2)	75.13	0.629	10:49:05.598

Weather / Track : Cloudy / Dry

Results can be found at www.tsl-timing.com

Page 15 of 15

Knockhill
Circuit Length = 1.2669 miles
Start: 10:20 Flag 10:49 End: 10:49

Printed - 10:51 Friday, 16 June 2017

MCRCB BULLETIN TK013**2017 MCE British Superbike Championship - Round 4****2017 HEL Performance British Motostar Championship****FREE PRACTICE 1 - BEST SPEEDS**

POS	INTERMEDIATE 1			INTERMEDIATE 2			FINISH LINE		
	NO	NAME	MPH	NO	NAME	MPH	NO	NAME	MPH
1				6	TAYLOR	117.1	47	ARCHER	110.9
2				79	STACEY	117.1	6	TAYLOR	110.1
3				69	BOOTH-AMOS	115.5	15	McMANUS	110.0
4				47	ARCHER	115.3	79	STACEY	110.0
5				15	McMANUS	115.1	54	BURMAN	109.8
6				17	CARNE	114.9	69	BOOTH-AMOS	109.4
7				54	BURMAN	114.7	28	HINDLE	108.4
8				35	LODGE	114.1	20	MARKLUND	108.4
9				64	DURHAM	114.1	35	LODGE	108.0
10				28	HINDLE	113.9	23	LLEWELLYN	107.7
11				52	BOERBOOM	113.9	3	KERR	107.5
12				23	LLEWELLYN	113.7	64	DURHAM	107.5
13				3	KERR	113.5	52	BOERBOOM	107.5
14				20	MARKLUND	112.9	42	HOBSON	106.1
15				27	HODGE	112.5	34	DELVES	105.8
16				34	DELVES	112.4	27	HODGE	105.8
17				42	HOBSON	112.0	56	ATKINS	105.8
18				12	RENDELL	111.1	17	CARNE	105.6
19				56	ATKINS	110.1	12	RENDELL	104.8
20				30	COOK	109.4	25	BROUWERS	104.0
21				25	BROUWERS	109.2	95	TURNER	104.0
22				2	STRUDWICK	109.2	2	STRUDWICK	103.4
23				95	TURNER	109.1	48	POTTER	102.9
24				19	RODRIGUEZ	108.5	30	COOK	102.7
25				16	COURTNEY	107.2	19	RODRIGUEZ	102.4
26				45	SWANN	107.0	55	SCOTT	101.8
27				48	POTTER	105.8	16	COURTNEY	101.8
28				55	SCOTT	105.3	45	SWANN	100.6
29				99	CAMPBELL	104.0	99	CAMPBELL	98.6
30				9	HICKEY	101.9	9	HICKEY	97.9

Weather / Track : Cloudy / Dry

Results can be found at www.tsl-timing.com

Knockhill

Circuit Length = 1.2669 miles

Start: 10:20 Flag 10:49 End: 10:49

Printed - 10:52 Friday, 16 June 2017

MCRCB BULLETIN TK014**2017 MCE British Superbike Championship - Round 4****2017 HEL Performance British Motostar Championship****FREE PRACTICE 1 - BEST SECTORS**

SECTOR 1			SECTOR 2			SECTOR 3			IDEAL / BEST COMPARISON						
POS	NO	NAME	TIME	NO	NAME	TIME	NO	NAME	TIME	POS	NO	NAME	IDEAL	BEST	DIFF
													PERFECT LAP	53.463	
1	3	KERR	17.639	69	BOOTH-AMOS	20.982	69	BOOTH-AMOS	14.842	1	69	BOOTH-AMOS	53.503	53.607	0.104
2	12	RENDELL	17.658	35	LODGE	21.032	6	TAYLOR	14.979	2	35	LODGE	53.710	53.727	0.017
3	35	LODGE	17.677	6	TAYLOR	21.055	35	LODGE	15.001	3	3	KERR	53.829	53.914	0.085
4	69	BOOTH-AMOS	17.679	47	ARCHER	21.134	3	KERR	15.006	4	6	TAYLOR	53.900	54.052	0.152
5	34	DELVES	17.703	3	KERR	21.184	15	McMANUS	15.066	5	47	ARCHER	54.028	54.130	0.102
6	47	ARCHER	17.772	34	DELVES	21.252	79	STACEY	15.080	6	15	McMANUS	54.105	54.591	0.486
7	15	McMANUS	17.776	15	McMANUS	21.263	17	CARNE	15.113	7	34	DELVES	54.295	54.549	0.254
8	6	TAYLOR	17.866	28	HINDLE	21.391	47	ARCHER	15.122	8	12	RENDELL	54.489	54.765	0.276
9	17	CARNE	17.944	12	RENDELL	21.405	23	LLEWELLYN	15.164	9	17	CARNE	54.534	54.696	0.162
10	79	STACEY	17.973	17	CARNE	21.477	20	MARKLUND	15.234	10	79	STACEY	54.682	55.087	0.405
11	28	HINDLE	18.006	25	BROUWERS	21.488	42	HOBSON	15.292	11	28	HINDLE	54.696	54.826	0.130
12	64	DURHAM	18.044	27	HODGE	21.568	28	HINDLE	15.299	12	23	LLEWELLYN	54.921	55.025	0.104
13	25	BROUWERS	18.055	79	STACEY	21.629	34	DELVES	15.340	13	42	HOBSON	55.163	55.295	0.132
14	19	RODRIGUEZ	18.082	23	LLEWELLYN	21.633	52	BOERBOOM	15.342	14	25	BROUWERS	55.188	55.316	0.128
15	2	STRUDWICK	18.091	64	DURHAM	21.734	2	STRUDWICK	15.383	15	64	DURHAM	55.206	55.314	0.108
16	42	HOBSON	18.112	42	HOBSON	21.759	95	TURNER	15.418	16	2	STRUDWICK	55.240	55.343	0.103
17	23	LLEWELLYN	18.124	2	STRUDWICK	21.766	12	RENDELL	15.426	17	52	BOERBOOM	55.363	55.378	0.015
18	20	MARKLUND	18.192	52	BOERBOOM	21.799	64	DURHAM	15.428	18	19	RODRIGUEZ	55.369	55.490	0.121
19	52	BOERBOOM	18.222	19	RODRIGUEZ	21.815	54	BURMAN	15.467	19	27	HODGE	55.421	55.482	0.061
20	27	HODGE	18.265	54	BURMAN	21.900	30	COOK	15.470	20	20	MARKLUND	55.421	55.580	0.159
21	54	BURMAN	18.272	30	COOK	21.941	19	RODRIGUEZ	15.472	21	54	BURMAN	55.639	55.942	0.303
22	30	COOK	18.381	20	MARKLUND	21.995	27	HODGE	15.588	22	30	COOK	55.792	55.934	0.142
23	16	COURTNEY	18.479	55	SCOTT	22.335	25	BROUWERS	15.645	23	95	TURNER	56.542	56.762	0.220
24	55	SCOTT	18.521	95	TURNER	22.429	56	ATKINS	15.667	24	55	SCOTT	56.676	56.706	0.030
25	45	SWANN	18.592	16	COURTNEY	22.444	45	SWANN	15.703	25	16	COURTNEY	56.725	56.944	0.219
26	95	TURNER	18.695	56	ATKINS	22.524	16	COURTNEY	15.802	26	56	ATKINS	56.950	57.036	0.086
27	56	ATKINS	18.759	45	SWANN	22.665	55	SCOTT	15.820	27	45	SWANN	56.960	57.243	0.283
28	9	HICKEY	19.474	9	HICKEY	23.117	48	POTTER	16.022	28	48	POTTER	58.761	58.822	0.061
29	48	POTTER	19.557	48	POTTER	23.182	9	HICKEY	16.200	29	9	HICKEY	58.791	58.936	0.145
30	99	CAMPBELL	19.586	99	CAMPBELL	23.297	99	CAMPBELL	16.730	30	99	CAMPBELL	59.613	1:00.076	0.463

Weather / Track : Cloudy / Dry

Knockhill

Circuit Length = 1.2669 miles

Start: 10:20 Flag 10:49 End: 10:49

Results can be found at www.tsl-timing.com

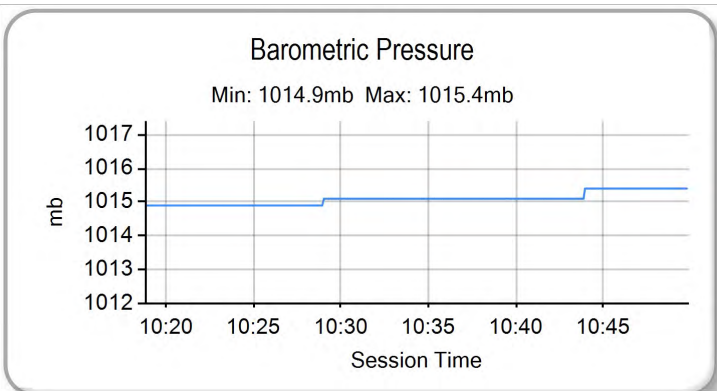
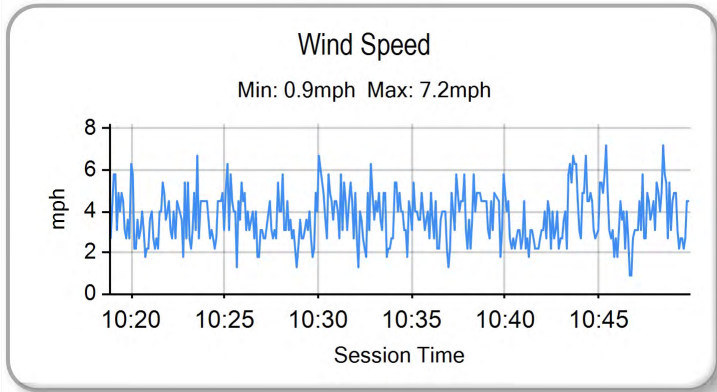
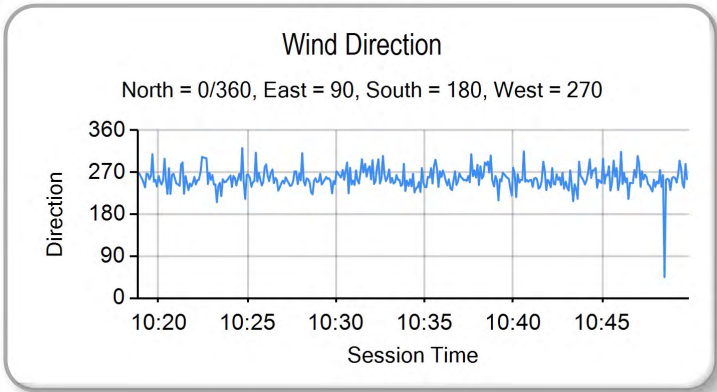
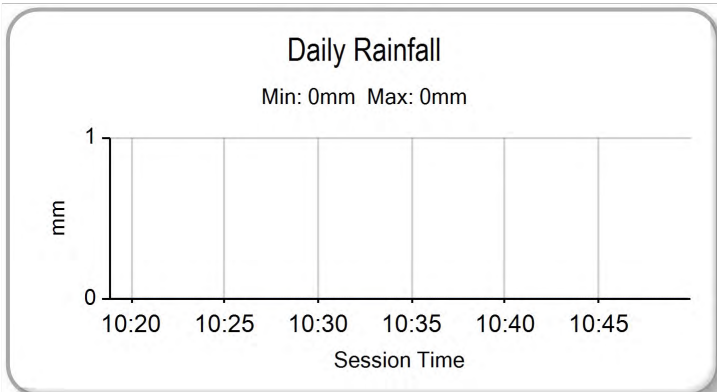
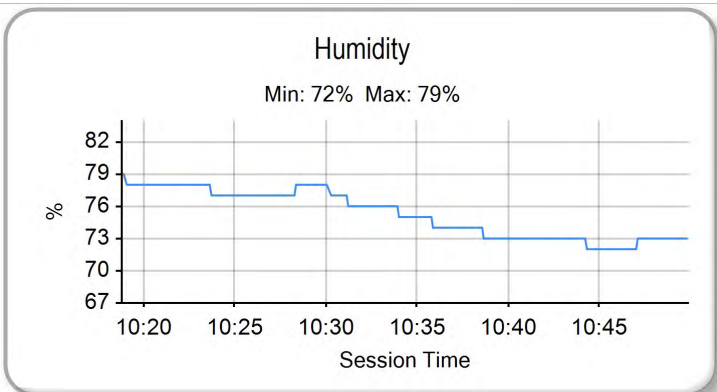
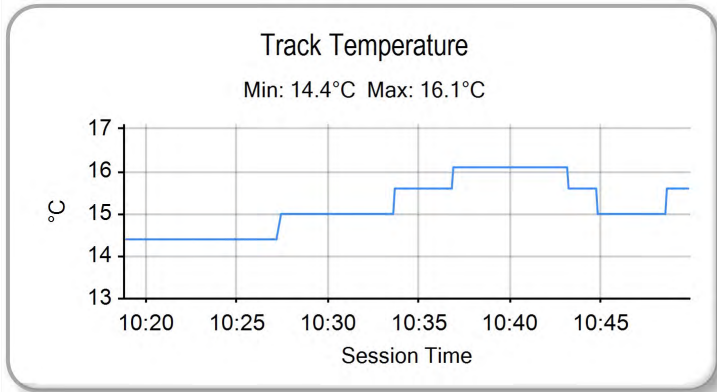
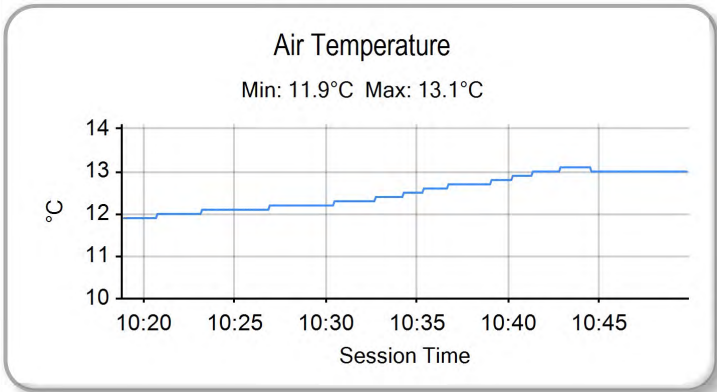
Printed - 10:52 Friday, 16 June 2017

MCRCB BULLETIN TK015

2017 MCE British Superbike Championship - Round 4

2017 HEL Performance British Motostar Championship

FREE PRACTICE 1 - WEATHER CONDITIONS



Weather / Track : Cloudy / Dry

Knockhill
Circuit Length = 1.2669 miles
Start: 10:20 Flag 10:49 End: 10:49

Results can be found at www.tsl-timing.com

Printed - 10:52 Friday, 16 June 2017



POS	NO	CL	PIC NAME	ENTRY	TIME	ON	LAPS	GAP	DIFF	MPH
1	69		1 Tom BOOTH-AMOS	KTM - City Lifting RS Racing	53.807	9	15			84.76
2	6		2 Taz TAYLOR	KTM - GA Competition	54.203	21	24	0.396	0.396	84.14
3	3		3 Richard KERR	KTM - North West Racing	54.247	22	22	0.440	0.044	84.08
4	47		4 Jake ARCHER	KTM - City Lifting RS Racing	54.464	10	15	0.657	0.217	83.74
5	15		5 Eugene McMANUS	KTM - RS Racing / E15 Racing	55.243	10	15	1.436	0.779	82.56
6	64		6 Asher DURHAM	Mahindra - Cresswell Racing	55.297	13	20	1.490	0.054	82.48
7	42		7 James HOBSON	Mahindra - Microlise Cresswell Racing	55.365	13	22	1.558	0.068	82.38
8	79		8 Storm STACEY	Kalex - FPW Racing	55.945	14	17	2.138	0.580	81.52
9	25		9 Mike BROUWERS	APG Moto - TEC7-Joma / Brouwersracingteam	56.104	18	19	2.297	0.159	81.29
10	52		10 Jorel BOERBOOM	Kalex KTM - Fireplace Warehouse	56.127	11	21	2.320	0.023	81.26
11	19	S	1 Victor RODRIGUEZ	Honda NSF - GA Competition	56.168	16	25	2.361	0.041	81.20
12	27		11 Josh HODGE	KTM - Team HPR	56.320	16	19	2.513	0.152	80.98
13	12		12 Edward RENDELL	KTM - Banks Racing	56.336	10	11	2.529	0.016	80.96
14	35		13 Elliot LODGE	FTR - Spike Racing / SP125	56.366	4	6	2.559	0.030	80.91
15	55	S	2 Jack SCOTT	Honda NSF - J J Racing	56.543	15	17	2.736	0.177	80.66
16	34		14 Liam DELVES	DR-Moto - Stauf Connect Academy / Dr-Moto	56.702	19	22	2.895	0.159	80.44
17	30	S	3 Max COOK	Honda NSF - Wilson Racing	57.124	12	19	3.317	0.422	79.84
18	20		15 Joel MARKLUND	KTM - Marklund Solutions / SP125	57.339	7	8	3.532	0.215	79.54
19	23		16 Sam LLEWELLYN	KTM - SymCirrus Motorsport	57.386	4	5	3.579	0.047	79.48
20	2	S	4 Thomas STRUDWICK	Honda NSF - Case Moto Rapido Moto3	57.501	5	7	3.694	0.115	79.32
21	54		17 Sam BURMAN	KTM - TeamWNT / Burman Racing	57.591	9	15	3.784	0.090	79.19
22	17		18 Tom CARNE	Tigcraft - Neatafan / Tigcraft Racing	57.836	9	13	4.029	0.245	78.86
23	45	S	5 Scott SWANN	Honda NSF - Swann Racing	58.116	14	18	4.309	0.280	78.48
24	99		19 Stephen CAMPBELL	Honda - Campbell Racing	58.124	15	16	4.317	0.008	78.47
25	95	S	6 Ross TURNER	Honda NSF - RedRat Racing	58.150	15	15	4.343	0.026	78.43

QUALIFYING LAPTIME (110.0% of 53.807) = 59.187

26	56	S	7 Charlie ATKINS	Honda NSF - Wilson Racing	59.251	10	16	5.444	1.101	76.97
27	9	S	8 Rishon HICKEY	Honda NSF - Cresswell Racing	1:00.639	12	21	6.832	1.388	75.21
28	48	S	9 Ewan POTTER	Honda NSF -	1:01.143	9	17	7.336	0.504	74.59

Weather / Track : Cloudy / Dry

These results are provisional until the conclusion of any judicial and technical matters.

Knockhill

Circuit Length = 1.2669 miles

Start: 17:13 Flag 17:38 End: 17:39

Race Director :	Stewards :	Timekeeper :
-----------------	------------	--------------

Results can be found at www.britishsuperbike.com

Printed - 17:40 Friday, 16 June 2017

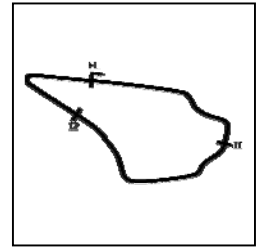


MCRCB BULLETIN TK057

2017 MCE British Superbike Championship - Round 4

2017 HEL Performance British Motostar Championship

FREE PRACTICE 2 - SECTOR ANALYSIS



SECTOR 1 = FL to I1, SECTOR 2 = I1 to I2, SECTOR 3 = I2 to FL, DIFF = Difference To Personal Best Lap, P = Crossed Finish Line in Pit Lane, D = Time Disallowed

P1 69 Tom BOOTH-AMOS		KTM - City Lifting RS Racing					
IDEAL LAP TIME : 53.580		BEST LAP TIME : 53.807		DIFFERENCE : 0.227			
LAP	SECTOR 1	SECTOR 2	SECTOR 3	LAP TIME	MPH	DIFF	TIME OF DAY
1 -	OUTLAP	25.018	104.0	17.330	99.2		17:20:34.680
2 -	19.900	23.279	108.9	15.503	106.8	58.682	17:21:33.362
3 -	18.887	22.127	111.8	15.155	107.3	56.169	17:22:29.531
4 -	18.209	21.865	112.2	15.087	107.8	55.161	17:23:24.692
5 -	18.231	21.948	113.3	17.743	38.2	57.922	17:24:22.614
6 -	OUTLAP	21.841	113.3	15.092	107.0	1:49.227	17:26:11.841
7 -	18.093	21.705	112.0	14.942	108.4	54.740	17:27:06.581
8 -	18.110	21.294	114.1	14.898	107.3	54.302 (2)	17:28:00.883
9 -	17.734	20.948	114.7	15.125	108.2	53.807 (1)	17:28:54.690
10 -	18.109	21.613	113.3	14.980	108.2	54.702 (3)	17:29:49.392
11 -	19.789	27.467	91.8	18.603	44.1	1:05.859	17:30:55.251
12 -	OUTLAP	23.556	108.2	16.540	103.5	2:27.983	17:33:23.234
13 -	20.776	24.231	109.2	16.851	102.4	1:01.858	17:34:25.092
14 -	21.412	24.100	109.8	16.038	106.0	1:01.550	17:35:26.642
15 -	20.624	25.997	92.8	20.292	40.6	1:06.913	17:36:33.555

P2 6 Taz TAYLOR		KTM - GA Competition					
IDEAL LAP TIME : 54.203		BEST LAP TIME : 54.203		DIFFERENCE : 0.000			
LAP	SECTOR 1	SECTOR 2	SECTOR 3	LAP TIME	MPH	DIFF	TIME OF DAY
1 -	OUTLAP	24.031	110.0	16.704	107.2		17:17:10.204
2 -	20.301	23.652	113.7	15.971	107.3	59.924	17:18:10.128
3 -	19.305	22.574	113.3	15.731	108.2	57.610	17:19:07.738
4 -	19.750	23.001	113.5	15.712	107.7	58.463	17:20:06.201
5 -	18.462	22.138	114.3	15.497	108.5	56.097	17:21:02.298
6 -	18.698	21.811	114.9	15.386	108.7	55.895	17:21:58.193
7 -	18.515	21.743	115.1	15.424	108.4	55.682	17:22:53.875
8 -	18.267	21.516	115.3	15.435	107.8	55.218	17:23:49.093
9 -	18.800	21.478	115.5	15.585	108.0	55.863	17:24:44.956
10 -	18.211	21.529	115.7	15.233	108.7	54.973	17:25:39.929
11 -	18.000	21.462	115.3	15.433	108.5	54.895	17:26:34.824
12 -	18.113	22.235	114.3	15.373	108.0	55.721	17:27:30.545
13 -	18.404	21.993	114.7	15.215	108.2	55.612	17:28:26.157
14 -	18.119	21.467	115.1	15.137	108.7	54.723 (2)	17:29:20.880
15 -	18.194	21.644	115.1	15.344	107.2	55.182	17:30:16.062
16 -	18.113	21.587	114.3	15.315	107.8	55.015	17:31:11.077
17 -	18.981	22.847	112.9	15.610	107.8	57.438	17:32:08.515
18 -	18.430	21.812	114.5	15.372	108.2	55.614	17:33:04.129
19 -	18.320	22.114	113.1	15.619	108.9	56.053	17:34:00.182
20 -	18.172	21.465	114.9	15.237	108.4	54.874 (3)	17:34:55.056
21 -	17.950	21.299	116.1	14.954	109.1	54.203 (1)	17:35:49.259
22 -	18.831	21.937	115.3	15.115	108.0	55.883	17:36:45.142
23 -	18.868	21.715	114.7	15.200	108.2	55.783	17:37:40.925
24 -	18.242	21.511	113.5	15.374	108.0	55.127	17:38:36.052

P3 3 Richard KERR		KTM - North West Racing					
IDEAL LAP TIME : 54.147		BEST LAP TIME : 54.247		DIFFERENCE : 0.100			
LAP	SECTOR 1	SECTOR 2	SECTOR 3	LAP TIME	MPH	DIFF	TIME OF DAY
1 -	OUTLAP	24.544	108.7	16.742	104.5		17:14:52.345
2 -	20.425	23.438	108.9	16.234	105.0	1:00.097	17:15:52.442
3 -	19.211	23.186	110.1	15.977	105.0	58.374	17:16:50.816
4 -	19.719	23.659	81.0	18.145	105.0	1:01.523	17:17:52.339
5 -	19.025	22.406	109.2	15.873	105.1	57.304	17:18:49.643
6 -	18.508	22.269	108.9	15.839	105.0	56.616	17:19:46.259
7 -	18.490	22.100	110.1	15.694	104.6	56.284	17:20:42.543
8 -	19.215	22.688	108.9	15.914	104.8	57.817	17:21:40.360
9 -	18.315	21.982	109.6	15.572	104.8	55.869	17:22:36.229
10 -	18.303	21.920	109.8	15.546	105.1	55.769	17:23:31.998
11 -	19.105	26.089	75.7	19.714	40.2	1:04.908	17:24:36.906

Weather / Track : Cloudy / Dry

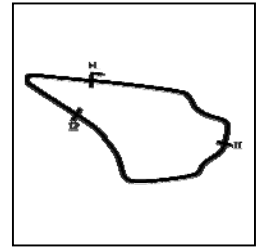
Knockhill
Circuit Length = 1.2669 miles
Start: 17:13 Flag 17:38 End: 17:39

MCRCB BULLETIN TK057

2017 MCE British Superbike Championship - Round 4

2017 HEL Performance British Motostar Championship

FREE PRACTICE 2 - SECTOR ANALYSIS



SECTOR 1 = FL to I1, SECTOR 2 = I1 to I2, SECTOR 3 = I2 to FL, DIFF = Difference To Personal Best Lap, P = Crossed Finish Line in Pit Lane, D = Time Disallowed

12 -	OUTLAP	22.415	109.4	15.433	105.5	2:01.705	37.47	1:07.458	17:26:38.611
13 -	18.129	21.718	110.7	15.345	105.6	55.192	82.64	0.945	17:27:33.803
14 -	18.369	21.498	110.5	15.475	105.0	55.342	82.41	1.095	17:28:29.145
15 -	17.980	21.483	110.3	15.325	105.6	54.788	83.25	0.541	17:29:23.933
16 -	17.831	21.352	112.5	15.184	106.0	54.367 (2)	83.89	0.120	17:30:18.300
17 -	19.640	21.957	109.8	15.318	105.8	56.915	80.13	2.668	17:31:15.215
18 -	17.907	21.383	111.6	15.143	107.5	54.433 (3)	83.79	0.186	17:32:09.648
19 -	17.901	21.400	113.3	15.401	106.6	54.702	83.38	0.455	17:33:04.350
20 -	18.240	21.716	110.9	15.508	106.0	55.464	82.23	1.217	17:33:59.814
21 -	17.893	21.255	111.2	15.335	106.3	54.483	83.71	0.236	17:34:54.297
22 -	17.749	21.284	111.1	15.214	106.3	54.247 (1)	84.08		17:35:48.544

P4	47	Jake ARCHER				KTM - City Lifting RS Racing			
IDEAL LAP TIME : 54.373		BEST LAP TIME : 54.464		DIFFERENCE : 0.091					
LAP	SECTOR 1	SECTOR 2	SECTOR 3	LAP TIME	MPH	DIFF	TIME OF DAY		
1 -	OUTLAP	23.864	107.3	16.150	107.8		17:20:12.173		
2 -	20.080	22.516	114.3	15.689	108.2	58.285	78.25	3.821	17:21:10.458
3 -	18.855	22.167	114.1	15.552	108.4	56.574	80.62	2.110	17:22:07.032
4 -	18.608	21.690	113.9	15.396	108.4	55.694	81.89	1.230	17:23:02.726
5 -	19.071	22.022	113.7	15.304	109.1	56.397	80.87	1.933	17:23:59.123
6 -	18.233	21.290	114.3	15.222	109.1	54.745 (3)	83.31	0.281	17:24:53.868
7 -	18.165	21.397	113.9	15.240	108.7	54.802	83.22	0.338	17:25:48.670
8 -	18.808	22.075	112.7	15.144	108.9	56.027	81.40	1.563	17:26:44.697
9 -	18.106	21.288	113.9	15.167	108.7	54.561 (2)	83.59	0.097	17:27:39.258
10 -	18.026	21.203	114.5	15.235	108.9	54.464 (1)	83.74		17:28:33.722
11 -	18.574	22.612	108.2	18.680	40.4	59.866	76.18	5.402	17:29:33.588
12 -	OUTLAP	23.943	108.2	17.084	108.0	3:50.948	19.74	2:56.484	17:33:24.536
13 -	21.763	23.878	111.8	16.483	107.3	1:02.124	73.41	7.660	17:34:26.660
14 -	20.746	23.415	112.2	15.990	107.8	1:00.151	75.82	5.687	17:35:26.811
15 -	20.832	28.225	75.9	19.592	38.8	1:08.649	66.44	14.185	17:36:35.460

P5	15	Eugene McMANUS				KTM - RS Racing / E15 Racing			
IDEAL LAP TIME : 54.829		BEST LAP TIME : 55.243		DIFFERENCE : 0.414					
LAP	SECTOR 1	SECTOR 2	SECTOR 3	LAP TIME	MPH	DIFF	TIME OF DAY		
1 -	OUTLAP	25.215	103.7	17.109	108.2		17:19:24.460		
2 -	19.895	23.454	110.1	16.764	108.5	1:00.113	75.87	4.870	17:20:24.573
3 -	19.562	23.108	113.1	15.963	108.9	58.633	77.79	3.390	17:21:23.206
4 -	18.942	22.496	114.7	15.913	108.2	57.351	79.52	2.108	17:22:20.557
5 -	19.440	22.860	114.3	15.684	109.1	57.984	78.66	2.741	17:23:18.541
6 -	18.656	22.638	113.7	15.553	107.7	56.847	80.23	1.604	17:24:15.388
7 -	18.406	22.430	114.5	15.491	109.8	56.327	80.97	1.084	17:25:11.715
8 -	18.408	23.011	112.9	15.383	108.9	56.802	80.29	1.559	17:26:08.517
9 -	18.238	21.966	114.1	15.307	109.8	55.511	82.16	0.268	17:27:04.028
10 -	18.237	21.865	114.1	15.141	109.6	55.243 (1)	82.56		17:27:59.271
11 -	17.941	22.118	114.5	15.243	109.6	55.302 (2)	82.47	0.059	17:28:54.573
12 -	18.383	21.747	115.1	15.182	109.4	55.312 (3)	82.46	0.069	17:29:49.885
13 -	19.472	22.650	112.7	15.350	108.5	57.472	79.36	2.229	17:30:47.357
14 -	18.230	21.937	113.9	15.264	109.2	55.431	82.28	0.188	17:31:42.788
15 -	18.305	22.288	113.3	18.672	38.8	59.265	76.96	4.022	17:32:42.053

P6	64	Asher DURHAM				Mahindra - Cresswell Racing			
IDEAL LAP TIME : 55.297		BEST LAP TIME : 55.297		DIFFERENCE : 0.000					
LAP	SECTOR 1	SECTOR 2	SECTOR 3	LAP TIME	MPH	DIFF	TIME OF DAY		
1 -	OUTLAP	26.603	107.8	21.047	35.2		17:16:47.142		
2 -	OUTLAP	23.796	111.2	16.321	104.0	2:07.546	35.76	1:12.249	17:18:54.688
3 -	19.540	22.947	111.4	16.101	103.7	58.588	77.85	3.291	17:19:53.276
4 -	19.444	22.730	111.8	16.066	103.8	58.240	78.31	2.943	17:20:51.516
5 -	19.590	23.097	110.7	15.952	105.1	58.639	77.78	3.342	17:21:50.155
6 -	18.976	22.904	111.1	15.913	103.2	57.793	78.92	2.496	17:22:47.948
7 -	18.624	22.106	112.2	15.869	103.8	56.599	80.58	1.302	17:23:44.547
8 -	18.365	22.008	112.4	16.174	103.5	56.547	80.66	1.250	17:24:41.094
9 -	18.554	23.078	109.6	15.702	103.8	57.334	79.55	2.037	17:25:38.428

Weather / Track : Cloudy / Dry

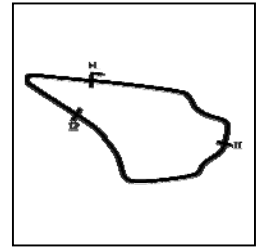
Knockhill
Circuit Length = 1.2669 miles
Start: 17:13 Flag 17:38 End: 17:39

MCRCB BULLETIN TK057

2017 MCE British Superbike Championship - Round 4

2017 HEL Performance British Motostar Championship

FREE PRACTICE 2 - SECTOR ANALYSIS



SECTOR 1 = FL to I1, SECTOR 2 = I1 to I2, SECTOR 3 = I2 to FL, DIFF = Difference To Personal Best Lap, P = Crossed Finish Line in Pit Lane, D = Time Disallowed

10 -	18.438	22.082	112.4	16.226	105.8	56.746	80.37	1.449	17:26:35.174
11 -	18.299	22.155	112.4	15.540	105.1	55.994	81.45	0.697	17:27:31.168
12 -	18.423	22.463	112.5	15.575	104.5	56.461	80.78	1.164	17:28:27.629
13 -	18.075	21.728	112.4	15.494	104.6	55.297 (1)	82.48		17:29:22.926
14 -	18.271	21.885	110.0	15.563	105.5	55.719 (2)	81.85	0.422	17:30:18.645
15 -	19.645	22.185	111.4	15.708	104.8	57.538	79.27	2.241	17:31:16.183
16 -	18.239	21.831	111.8	15.694	104.2	55.764 (3)	81.79	0.467	17:32:11.947
17 -	18.611	23.336	103.7	16.516	102.4	58.463	78.01	3.166	17:33:10.410
18 -	19.057	22.557	111.4	16.394	102.1	58.008	78.62	2.711	17:34:08.418
19 -	18.891	23.740	100.0	21.629	32.8	1:04.260	70.97	8.963	17:35:12.678
20 -	OUTLAP	25.288	101.3	18.716	84.9	3:19.471	22.86	2:24.174	17:38:32.149

P7	42	James HOBSON	Mahindra - Microlise Cresswell Racing					
IDEAL LAP TIME : 55.294		BEST LAP TIME : 55.365		DIFFERENCE : 0.071				

LAP	SECTOR 1	SECTOR 2	SECTOR 3	LAP TIME	MPH	DIFF	TIME OF DAY		
1 -	OUTLAP	24.468	108.9	16.500	103.0		17:17:28.992		
2 -	20.186	23.575	110.0	16.565	102.9	1:00.326	75.60	4.961	17:18:29.318
3 -	19.468	22.842	111.2	15.754	105.1	58.064	78.55	2.699	17:19:27.382
4 -	19.218	22.554	112.0	16.024	105.6	57.796	78.91	2.431	17:20:25.178
5 -	19.367	23.449	110.1	15.964	106.5	58.780	77.59	3.415	17:21:23.958
6 -	19.208	22.363	112.7	15.643	105.6	57.214	79.72	1.849	17:22:21.172
7 -	19.688	22.866	113.3	15.634	105.6	58.188	78.38	2.823	17:23:19.360
8 -	18.804	22.338	112.9	16.541	101.3	57.683	79.07	2.318	17:24:17.043
9 -	18.619	21.813	113.5	15.624	106.1	56.056	81.36	0.691	17:25:13.099
10 -	18.424	22.797	110.5	15.739	104.8	56.960	80.07	1.595	17:26:10.059
11 -	18.863	21.875	112.2	15.667	105.0	56.405	80.86	1.040	17:27:06.464
12 -	18.771	21.801	113.7	15.743	104.8	56.315	80.99	0.950	17:28:02.779
13 -	18.260	21.773	112.2	15.332	105.5	55.365 (1)	82.38		17:28:58.144
14 -	18.508	21.727	111.4	15.307	106.0	55.542 (2)	82.12	0.177	17:29:53.686
15 -	18.443	23.039	106.5	19.309	43.1	1:00.791	75.02	5.426	17:30:54.477
16 -	OUTLAP	23.172	109.2	16.211	103.7	2:04.456	36.64	1:09.091	17:32:58.933
17 -	18.893	22.465	110.7	15.843	105.0	57.201	79.73	1.836	17:33:56.134
18 -	18.780	22.049	111.8	15.503	104.8	56.332	80.96	0.967	17:34:52.466
19 -	18.536	22.082	111.1	15.501	101.6	56.119	81.27	0.754	17:35:48.585
20 -	19.460	22.834	110.9	16.015	105.1	58.309	78.22	2.944	17:36:46.894
21 -	18.334	22.008	111.8	15.614	105.5	55.956	81.51	0.591	17:37:42.850
22 -	18.406	21.827	111.1	15.640	105.5	55.873 (3)	81.63	0.508	17:38:38.723

P8	79	Storm STACEY	Kalex - FPW Racing				
IDEAL LAP TIME : 55.945		BEST LAP TIME : 55.945		DIFFERENCE : 0.000			

LAP	SECTOR 1	SECTOR 2	SECTOR 3	LAP TIME	MPH	DIFF	TIME OF DAY		
1 -	OUTLAP	25.085	110.5	17.149	106.8		17:16:21.044		
2 -	20.913	23.758	112.9	16.582	108.2	1:01.253	74.46	5.308	17:17:22.297
3 -	20.389	23.812	114.1	16.380	108.2	1:00.581	75.28	4.636	17:18:22.878
4 -	20.189	24.039	110.9	15.977	107.8	1:00.205	75.75	4.260	17:19:23.083
5 -	20.102	24.111	107.8	16.667	107.3	1:00.880	74.91	4.935	17:20:23.963
6 -	19.794	23.024	113.3	15.629	108.2	58.447	78.03	2.502	17:21:22.410
7 -	19.213	22.585	114.5	15.834	108.2	57.632	79.14	1.687	17:22:20.042
8 -	19.451	22.741	114.9	15.810	108.0	58.002	78.63	2.057	17:23:18.044
9 -	18.900	22.245	114.3	15.605	108.5	56.750	80.37	0.805	17:24:14.794
10 -	18.618	22.234	116.1	15.377	108.7	56.229 (2)	81.11	0.284	17:25:11.023
11 -	18.839	23.337	113.7	20.167	33.0	1:02.343	73.16	6.398	17:26:13.366
12 -	OUTLAP	22.334	113.9	15.510	108.4	2:39.451	28.60	1:43.506	17:28:52.817
13 -	18.768	22.142	113.9	15.423	108.4	56.333	80.96	0.388	17:29:49.150
14 -	18.530	22.132	113.7	15.283	108.0	55.945 (1)	81.52		17:30:45.095
15 -	18.628	22.302	113.5	15.308	108.4	56.238 (3)	81.10	0.293	17:31:41.333
16 -	18.688	22.215	113.9	15.568	108.2	56.471	80.76	0.526	17:32:37.804
17 -	20.631	24.607	109.6	21.215	32.6	1:06.453	68.63	10.508	17:33:44.257

P9	25	Mike BROUWERS	APG Moto - TEC7-Joma / Brouwersracingteam				
IDEAL LAP TIME : 55.971		BEST LAP TIME : 56.104		DIFFERENCE : 0.133			

LAP	SECTOR 1	SECTOR 2	SECTOR 3	LAP TIME	MPH	DIFF	TIME OF DAY
-----	----------	----------	----------	----------	-----	------	-------------

Weather / Track : Cloudy / Dry

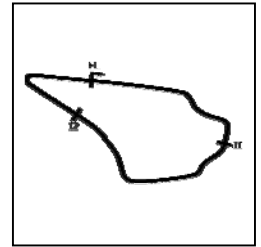
Knockhill
Circuit Length = 1.2669 miles
Start: 17:13 Flag 17:38 End: 17:39

MCRCB BULLETIN TK057

2017 MCE British Superbike Championship - Round 4

2017 HEL Performance British Motostar Championship

FREE PRACTICE 2 - SECTOR ANALYSIS



SECTOR 1 = FL to I1, SECTOR 2 = I1 to I2, SECTOR 3 = I2 to FL, DIFF = Difference To Personal Best Lap, P = Crossed Finish Line in Pit Lane, D = Time Disallowed

LAP	SECTOR 1	SECTOR 2	SECTOR 3	LAP TIME	MPH	DIFF	TIME OF DAY
1 -	OUTLAP	27.197	95.5	18.379	98.8		17:16:03.072
2 -	21.879	25.588	104.6	17.802	100.6	1:05.269	17:17:08.341
3 -	21.756	24.661	104.3	17.339	100.9	1:03.756	17:18:12.097
4 -	20.967	24.133	104.3	17.115	101.3	1:02.215	17:19:14.312
5 -	19.962	23.590	106.1	16.852	100.7	1:00.404	17:20:14.716
6 -	19.642	23.285	106.3	16.577	101.3	59.504	17:21:14.220
7 -	19.650	22.966	107.3	16.528	101.2	59.144	17:22:13.364
8 -	20.077	23.042	108.0	16.197	100.9	59.316	17:23:12.680
9 -	19.182	22.665	107.2	16.082	102.4	57.929	17:24:10.609
10 -	18.904	22.240	107.2	16.316	101.8	57.460	17:25:08.069
11 -	18.734	22.359	106.3	16.094	102.1	57.187	17:26:05.256
12 -	18.625	22.020	108.2	15.963	101.5	56.608	17:27:01.864
13 -	18.634	22.015	107.5	15.916	101.8	56.565 (3)	17:27:58.429
14 -	18.596	22.225	101.5	16.081	102.4	56.902	17:28:55.331
15 -	18.492	21.844	108.4	15.777	102.2	56.113 (2)	17:29:51.444
16 -	18.583	22.980	108.0	15.813	102.1	57.376	17:30:48.820
17 -	18.716	22.367	108.2	15.660	101.0	56.743	17:31:45.563
18 -	18.582	21.887	107.3	15.635	102.2	56.104 (1)	17:32:41.667
19 -	18.914	22.926	98.3	18.698	41.3	1:00.538	17:33:42.205

P10 52	Jorel BOERBOOM	Kalex KTM - Fireplace Warehouse
IDEAL LAP TIME : 55.871	BEST LAP TIME : 56.127	DIFFERENCE : 0.256

LAP	SECTOR 1	SECTOR 2	SECTOR 3	LAP TIME	MPH	DIFF	TIME OF DAY
1 -	OUTLAP	25.190	108.5	17.610	103.2		17:16:23.138
2 -	21.043	24.357	108.2	16.730	105.0	1:02.130	17:17:25.268
3 -	20.578	23.631	109.6	16.368	104.0	1:00.577	17:18:25.845
4 -	19.577	22.696	111.4	15.943	106.0	58.216	17:19:24.061
5 -	19.621	23.241	110.0	15.875	105.0	58.737	17:20:22.798
6 -	19.099	22.224	112.0	15.840	104.3	57.163	17:21:19.961
7 -	18.877	22.665	110.9	15.853	105.0	57.395	17:22:17.356
8 -	18.705	22.369	112.5	15.867	105.5	56.941	17:23:14.297
9 -	18.650	22.259	111.8	15.711	105.5	56.620	17:24:10.917
10 -	18.803	22.089	112.9	15.572	105.3	56.464 (2)	17:25:07.381
11 -	18.408	22.037	111.2	15.682	105.1	56.127 (1)	17:26:03.508
12 -	18.548	22.327	110.5	15.783	105.3	56.658	17:27:00.166
13 -	18.944	22.099	110.7	22.324	29.8	1:03.367	17:28:03.533
14 -	OUTLAP	22.897	111.4	15.696	104.8	2:44.934	17:30:48.467
15 -	18.916	22.272	110.9	15.994	99.1	57.182	17:31:45.649
16 -	19.024	22.067	111.6	15.426	105.5	56.517 (3)	17:32:42.166
17 -	18.805	22.834	110.9	16.071	104.6	57.710	17:33:39.876
18 -	19.497	23.102	109.6	21.085	32.6	1:03.684	17:34:43.560
19 -	OUTLAP	24.617	107.5	17.443	101.8	1:39.059	17:36:22.619
20 -	21.435	24.476	108.2	16.741	103.5	1:02.652	17:37:25.271
21 -	20.340	23.638	110.3	17.076	102.1	1:01.054	17:38:26.325

P11 19 S	Victor RODRIGUEZ	Honda NSF - GA Competition
IDEAL LAP TIME : 55.818	BEST LAP TIME : 56.168	DIFFERENCE : 0.350

LAP	SECTOR 1	SECTOR 2	SECTOR 3	LAP TIME	MPH	DIFF	TIME OF DAY
1 -	OUTLAP	25.802	99.5	17.277	97.5		17:14:27.709
2 -	20.357	23.960	103.7	16.719	99.1	1:01.036	17:15:28.745
3 -	19.725	23.297	105.0	16.411	99.7	59.433	17:16:28.178
4 -	19.703	22.654	106.1	16.068	100.6	58.425	17:17:26.603
5 -	19.405	23.693	106.8	16.227	99.4	59.325	17:18:25.928
6 -	19.119	22.367	107.5	16.319	100.0	57.805	17:19:23.733
7 -	19.171	23.622	104.5	16.125	99.8	58.918	17:20:22.651
8 -	18.985	22.270	108.0	15.628	100.1	56.883	17:21:19.534
9 -	18.704	22.431	106.1	15.864	100.4	56.999	17:22:16.533
10 -	18.633	22.582	107.3	15.694	100.6	56.909	17:23:13.442
11 -	18.780	22.289	104.8	15.785	99.5	56.854	17:24:10.296
12 -	18.424	22.301	106.8	15.520	100.6	56.245 (2)	17:25:06.541
13 -	18.416	22.212	105.6	15.832	97.3	56.460	17:26:03.001
14 -	19.363	22.785	102.4	15.925	100.9	58.073	17:27:01.074
15 -	18.380	22.072	107.8	15.874	100.4	56.326	17:27:57.400

Weather / Track : Cloudy / Dry

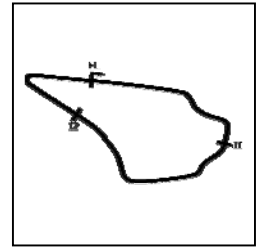
Knockhill
Circuit Length = 1.2669 miles
Start: 17:13 Flag 17:38 End: 17:39

MCRCB BULLETIN TK057

2017 MCE British Superbike Championship - Round 4

2017 HEL Performance British Motostar Championship

FREE PRACTICE 2 - SECTOR ANALYSIS



SECTOR 1 = FL to I1, SECTOR 2 = I1 to I2, SECTOR 3 = I2 to FL, DIFF = Difference To Personal Best Lap, P = Crossed Finish Line in Pit Lane, D = Time Disallowed

16 -	18.413	22.013	107.7	15.742	100.0	56.168 (1)	81.20			17:28:53.568
17 -	18.330	22.510	103.4	17.893	31.7	58.733	77.65	2.565		17:29:52.301
18 -	OUTLAP	29.217	96.4	17.358	99.5	2:15.636	33.62	1:19.468		17:32:07.937
19 -	18.605	22.244	107.5	16.002	101.3	56.851	80.22	0.683		17:33:04.788
20 -	18.509	21.968	107.7	15.786	100.9	56.263	(3)	81.06	0.095	17:34:01.051
21 -	18.464	22.044	108.2	15.903	100.4	56.411	100.4	80.85	0.243	17:34:57.462
22 -	18.931	22.683	107.8	15.855	100.1	57.469	79.36	1.301		17:35:54.931
23 -	19.825	23.660	104.3	16.121	100.1	59.606	76.52	3.438		17:36:54.537
24 -	18.538	22.439	105.5	15.638	99.8	56.615	80.56	0.447		17:37:51.152
25 -	18.334	22.390	105.8	15.745	100.3	56.469	80.77	0.301		17:38:47.621

P12 27		Josh HODGE				KTM - Team HPR				
IDEAL LAP TIME : 55.835		BEST LAP TIME : 56.320				DIFFERENCE : 0.485				
LAP	SECTOR 1	SECTOR 2		SECTOR 3		LAP TIME	MPH	DIFF	TIME OF DAY	
1 -	OUTLAP	24.431	109.4	16.620	103.7				17:20:23.802	
2 -	20.545	23.020	110.3	16.165	105.0	59.730	76.36	3.410	17:21:23.532	
3 -	19.399	22.009	112.7	15.841	105.1	57.249	79.67	0.929	17:22:20.781	
4 -	19.658	22.734	112.9	15.735	104.8	58.127	78.46	1.807	17:23:18.908	
5 -	19.041	22.386	110.7	15.670	105.5	57.097	79.88	0.777	17:24:16.005	
6 -	18.848	21.884	112.2	15.763	105.8	56.495	80.73	0.175	17:25:12.500	
7 -	18.784	22.566	111.8	15.940	104.2	57.290	79.61	0.970	17:26:09.790	
8 -	18.736	21.740	110.9	15.849	104.5	56.325	(2)	80.97	0.005	17:27:06.115
9 -	18.832	21.627	112.2	20.540	33.5	1:00.999	74.77	4.679	17:28:07.114	
10 -	OUTLAP	21.884	110.3	15.668	104.3	1:48.078	42.20	51.758	17:29:55.192	
11 -	18.702	21.877	111.8	15.899	104.2	56.478	80.75	0.158	17:30:51.670	
12 -	18.838	21.943	110.1	15.745	104.6	56.526	80.69	0.206	17:31:48.196	
13 -	19.017	22.191	110.0	15.847	104.8	57.055	79.94	0.735	17:32:45.251	
14 -	18.847	21.865	111.8	15.918	104.2	56.630	80.54	0.310	17:33:41.881	
15 -	18.663	22.076	110.3	15.761	104.3	56.500	80.72	0.180	17:34:38.381	
16 -	18.676	22.006	108.7	15.638	104.8	56.320 (1)	80.98		17:35:34.701	
17 -	18.570	21.995	110.1	15.776	104.3	56.341	(3)	80.95	0.021	17:36:31.042
18 -	18.637	22.051	111.1	15.699	105.0	56.387	80.88	0.067	17:37:27.429	
19 -	18.668	22.619	109.6	17.112	103.7	58.399	78.10	2.079	17:38:25.828	

P13 12		Edward RENDELL				KTM - Banks Racing				
IDEAL LAP TIME : 56.189		BEST LAP TIME : 56.336				DIFFERENCE : 0.147				
LAP	SECTOR 1	SECTOR 2		SECTOR 3		LAP TIME	MPH	DIFF	TIME OF DAY	
1 -	OUTLAP	25.620	103.4	17.375	101.0				17:18:00.653	
2 -	20.341	23.967	106.3	16.641	102.2	1:00.949	74.83	4.613	17:19:01.602	
3 -	19.880	23.332	106.1	20.076	35.0	1:03.288	72.06	6.952	17:20:04.890	
4 -	OUTLAP	23.047	108.2	16.214	102.1	2:57.070	25.75	2:00.734	17:23:01.960	
5 -	19.394	22.633	107.3	15.912	103.8	57.939	78.72	1.603	17:23:59.899	
6 -	18.361	22.313	102.7	19.585	37.0	1:00.259	75.69	3.923	17:25:00.158	
7 -	OUTLAP	23.587	106.8	16.353	102.4	7:58.249	9.53	7:01.913	17:32:58.407	
8 -	19.109	22.500	108.0	15.955	102.9	57.564	(3)	79.23	1.228	17:33:55.971
9 -	18.536	22.285	108.0	15.879	104.2	56.700	(2)	80.44	0.364	17:34:52.671
10 -	18.508	22.232	108.7	15.596	104.0	56.336 (1)	80.96		17:35:49.007	
11 -	18.963	22.764	108.2	18.899	40.1	1:00.626	75.23	4.290	17:36:49.633	

P14 35		Elliot LODGE				FTR - Spike Racing / SP125				
IDEAL LAP TIME : 55.861		BEST LAP TIME : 56.366				DIFFERENCE : 0.505				
LAP	SECTOR 1	SECTOR 2		SECTOR 3		LAP TIME	MPH	DIFF	TIME OF DAY	
1 -	OUTLAP	23.293	109.2	16.126	105.3				17:28:31.897	
2 -	18.640	22.372	111.2	15.708	105.6	56.720	(2)	80.41	0.354	17:29:28.617
3 -	18.421	21.947	111.1	16.823	103.0	57.191	79.75	0.825	17:30:25.808	
4 -	18.926	21.749	112.2	15.691	105.6	56.366 (1)	80.91		17:31:22.174	
5 -	18.828	22.464	110.7	15.729	105.5	57.021	(3)	79.99	0.655	17:32:19.195
6 -	19.878	23.994	104.8	20.588	39.0	1:04.460	70.75	8.094	17:33:23.655	

Weather / Track : Cloudy / Dry

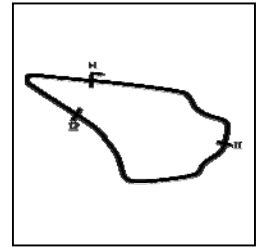
Knockhill
Circuit Length = 1.2669 miles
Start: 17:13 Flag 17:38 End: 17:39

MCRCB BULLETIN TK057

2017 MCE British Superbike Championship - Round 4

2017 HEL Performance British Motostar Championship

FREE PRACTICE 2 - SECTOR ANALYSIS



SECTOR 1 = FL to I1, SECTOR 2 = I1 to I2, SECTOR 3 = I2 to FL, DIFF = Difference To Personal Best Lap, P = Crossed Finish Line in Pit Lane, D = Time Disallowed

P15 55 S		Jack SCOTT		Honda NSF - J J Racing					
IDEAL LAP TIME : 56.319		BEST LAP TIME : 56.543		DIFFERENCE : 0.224					
LAP	SECTOR 1	SECTOR 2		SECTOR 3		LAP TIME	MPH	DIFF	TIME OF DAY
1 -	OUTLAP	26.574	98.6	17.946	98.6				17:17:11.755
2 -	21.878	25.025	101.6	17.239	100.1	1:04.142	71.10	7.599	17:18:15.897
3 -	20.747	24.283	101.9	16.898	100.1	1:01.928	73.65	5.385	17:19:17.825
4 -	20.728	24.382	102.1	17.018	99.8	1:02.128	73.41	5.585	17:20:19.953
5 -	20.264	23.559	102.9	16.665	100.4	1:00.488	75.40	3.945	17:21:20.441
6 -	19.314	22.763	104.6	16.502	99.1	58.579	77.86	2.036	17:22:19.020
7 -	19.296	23.667	103.8	16.287	100.7	59.250	76.98	2.707	17:23:18.270
8 -	19.263	22.873	104.6	21.351	31.3	1:03.487	71.84	6.944	17:24:21.757
9 -	OUTLAP	22.851	102.1	16.009	100.9	1:34.452	48.29	37.909	17:25:56.209
10 -	18.775	22.706	101.8	15.961	101.0	57.442	79.40	0.899	17:26:53.651
11 -	18.778	22.484	102.9	15.930	100.1	57.192	79.75	0.649	17:27:50.843
12 -	18.768	22.231	103.5	15.708	100.9	56.707 (2)	80.43	0.164	17:28:47.550
13 -	18.609	22.475	103.8	15.774	100.6	56.858	80.21	0.315	17:29:44.408
14 -	18.527	22.375	103.4	15.868	100.6	56.770 (3)	80.34	0.227	17:30:41.178
15 -	18.557	22.091	103.5	15.895	100.6	56.543 (1)	80.66		17:31:37.721
16 -	18.520	22.968	103.0	16.094	100.9	57.582	79.21	1.039	17:32:35.303
17 -	21.563	26.829	96.1	22.248	31.1	1:10.640	64.56	14.097	17:33:45.943

P16 34		Liam DELVES		DR-Moto - Stauff Connect Academy / Dr-Moto					
IDEAL LAP TIME : 56.702		BEST LAP TIME : 56.702		DIFFERENCE : 0.000					
LAP	SECTOR 1	SECTOR 2		SECTOR 3		LAP TIME	MPH	DIFF	TIME OF DAY
1 -	OUTLAP	26.136	108.0	17.082	102.1				17:16:18.548
2 -	21.448	24.506	109.2	16.911	103.4	1:02.865	72.55	6.163	17:17:21.413
3 -	20.826	24.145	109.6	17.005	103.7	1:01.976	73.59	5.274	17:18:23.389
4 -	20.142	23.615	109.6	16.705	103.8	1:00.462	75.43	3.760	17:19:23.851
5 -	20.088	23.431	110.0	16.443	102.6	59.962	76.06	3.260	17:20:23.813
6 -	19.732	23.903	89.8	23.324	31.6	1:06.959	68.11	10.257	17:21:30.772
7 -	OUTLAP	25.235	91.5	17.475	101.6	1:50.068	41.43	53.366	17:23:20.840
8 -	19.857	23.330	110.0	16.841	101.9	1:00.028	75.98	3.326	17:24:20.868
9 -	19.502	22.822	110.7	16.472	104.6	58.796	77.57	2.094	17:25:19.664
10 -	19.422	22.729	110.0	16.304	102.6	58.455	78.02	1.753	17:26:18.119
11 -	19.189	22.663	109.1	16.155	103.4	58.007	78.63	1.305	17:27:16.126
12 -	19.049	22.442	110.7	16.326	103.0	57.817	78.88	1.115	17:28:13.943
13 -	18.969	22.412	111.1	16.083	103.2	57.464 (3)	79.37	0.762	17:29:11.407
14 -	18.928	22.470	109.6	15.988	102.9	57.386 (2)	79.48	0.684	17:30:08.793
15 -	19.004	22.709	108.7	16.221	103.2	57.934	78.72	1.232	17:31:06.727
16 -	19.162	22.538	110.3	16.314	103.0	58.014	78.62	1.312	17:32:04.741
17 -	19.177	22.502	109.2	16.174	103.4	57.853	78.83	1.151	17:33:02.594
18 -	18.987	22.400	109.2	16.247	104.3	57.634	79.13	0.932	17:34:00.228
19 -	18.797	22.040	110.5	15.865	103.0	56.702 (1)	80.44		17:34:56.930
20 -	19.123	22.904	105.3	20.794	37.8	1:02.821	72.60	6.119	17:35:59.751
21 -	OUTLAP	23.842	108.0	16.741	101.2	2:00.992	37.69	1:04.290	17:38:00.743
22 -	20.191	23.687	108.7	16.790	103.0	1:00.668	75.18	3.966	17:39:01.411

P17 30 S		Max COOK		Honda NSF - Wilson Racing					
IDEAL LAP TIME : 56.763		BEST LAP TIME : 57.124		DIFFERENCE : 0.361					
LAP	SECTOR 1	SECTOR 2		SECTOR 3		LAP TIME	MPH	DIFF	TIME OF DAY
1 -	OUTLAP	25.344	102.4	17.974	97.1				17:15:58.004
2 -	21.686	24.617	104.2	16.867	99.8	1:03.170	72.20	6.046	17:17:01.174
3 -	20.588	23.892	106.6	16.655	100.1	1:01.135	74.60	4.011	17:18:02.309
4 -	21.016	24.217	105.5	16.480	99.5	1:01.713	73.90	4.589	17:19:04.022
5 -	19.991	23.465	106.1	16.583	97.8	1:00.039	75.96	2.915	17:20:04.061
6 -	19.805	23.160	106.0	16.138	101.3	59.103	77.17	1.979	17:21:03.164
7 -	19.376	23.125	106.5	16.153	100.6	58.654	77.76	1.530	17:22:01.818
8 -	19.636	23.034	106.6	20.948	27.5	1:03.618	71.69	6.494	17:23:05.436
9 -	OUTLAP	22.939	108.0	16.411	100.9	1:43.436	44.09	46.312	17:24:48.872
10 -	19.594	26.393	105.6	15.843	100.7	1:01.830	73.76	4.706	17:25:50.702
11 -	18.954	22.789	106.6	15.914	101.2	57.657 (3)	79.10	0.533	17:26:48.359

Weather / Track : Cloudy / Dry

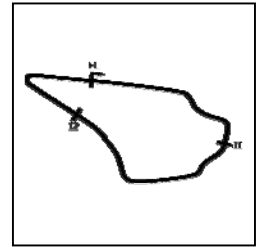
Knockhill
Circuit Length = 1.2669 miles
Start: 17:13 Flag 17:38 End: 17:39

MCRCB BULLETIN TK057

2017 MCE British Superbike Championship - Round 4

2017 HEL Performance British Motostar Championship

FREE PRACTICE 2 - SECTOR ANALYSIS



SECTOR 1 = FL to I1, SECTOR 2 = I1 to I2, SECTOR 3 = I2 to FL, DIFF = Difference To Personal Best Lap, P = Crossed Finish Line in Pit Lane, D = Time Disallowed

12 -	18.823	22.438	107.5	15.863	100.9	57.124 (1)	79.84			17:27:45.483
13 -	18.674	22.448	108.2	16.075	101.6	57.197 (2)	79.74	0.073		17:28:42.680
14 -	18.983	29.157	77.8	20.317	33.0	1:08.457	66.62	11.333		17:29:51.137
15 -	OUTLAP	22.539	108.7	15.651	101.2	2:29.075	30.59	1:31.951		17:32:20.212
16 -	19.043	27.675	67.6	18.316	100.6	1:05.034	70.13	7.910		17:33:25.246
17 -	20.695	23.883	106.3	16.707	98.2	1:01.285	74.42	4.161		17:34:26.531
18 -	21.288	23.461	108.2	16.151	101.0	1:00.900	74.89	3.776		17:35:27.431
19 -	19.936	29.752	77.6	20.298	33.4	1:09.986	65.17	12.862		17:36:37.417

P18	20	Joel MARKLUND	KTM - Marklund Solutions / SP125								
IDEAL LAP TIME : 57.339		BEST LAP TIME : 57.339		DIFFERENCE : 0.000							
LAP	SECTOR 1	SECTOR 2	SECTOR 3	LAP TIME	MPH	DIFF	TIME OF DAY				
1 -	OUTLAP	23.573	109.6	16.492	104.8		17:29:11.636				
2 -	19.400	23.383	109.4	16.343	104.6	59.126	77.14	1.787		17:30:10.762	
3 -	19.464	24.107	108.5	16.381	105.5	59.952	76.07	2.613		17:31:10.714	
4 -	19.276	23.505	109.6	16.014	105.5	58.795	77.57	1.456		17:32:09.509	
5 -	18.949	22.810	110.3	16.000	105.5	57.759 (3)	78.96	0.420		17:33:07.268	
6 -	19.081	22.682	110.1	15.875	106.1	57.638 (2)	79.13	0.299		17:34:04.906	
7 -	18.835	22.662	110.3	15.842	106.0	57.339 (1)	79.54			17:35:02.245	
8 -	19.100	23.726	103.8	22.940	35.7	1:05.766	69.35	8.427		17:36:08.011	

P19	23	Sam LLEWELLYN	KTM - SymCirrus Motorsport								
IDEAL LAP TIME : 57.386		BEST LAP TIME : 57.386		DIFFERENCE : 0.000							
LAP	SECTOR 1	SECTOR 2	SECTOR 3	LAP TIME	MPH	DIFF	TIME OF DAY				
1 -	OUTLAP	27.197	95.8	17.872	103.7		17:20:25.337				
2 -	20.694	24.292	109.4	16.228	105.0	1:01.214 (3)	74.51	3.828		17:21:26.551	
3 -	19.470	23.538	110.9	15.857	105.5	58.865 (2)	77.48	1.479		17:22:25.416	
4 -	19.070	22.785	112.2	15.531	105.5	57.386 (1)	79.48			17:23:22.802	
5 -	19.495	23.474	111.8	49.583	24.2	1:32.552	49.28	35.166		17:24:55.354	

P20	2 S	Thomas STRUDWICK	Honda NSF - Case Moto Rapido Moto3								
IDEAL LAP TIME : 57.492		BEST LAP TIME : 57.501		DIFFERENCE : 0.009							
LAP	SECTOR 1	SECTOR 2	SECTOR 3	LAP TIME	MPH	DIFF	TIME OF DAY				
1 -	OUTLAP	24.861	105.6	16.884	101.0		17:27:27.563				
2 -	20.386	24.097	107.0	16.347	101.2	1:00.830	74.98	3.329		17:28:28.393	
3 -	19.202	22.832	107.7	16.032	102.1	58.066	78.55	0.565		17:29:26.459	
4 -	19.084	22.860	106.3	15.978	102.1	57.922 (2)	78.74	0.421		17:30:24.381	
5 -	19.044	22.569	107.0	15.888	102.2	57.501 (1)	79.32			17:31:21.882	
6 -	19.358	22.715	108.2	15.897	102.1	57.970 (3)	78.68	0.469		17:32:19.852	
7 -	19.035	26.392	87.8	20.467	41.4	1:05.894	69.21	8.393		17:33:25.746	

P21	54	Sam BURMAN	KTM - TeamWNT / Burman Racing								
IDEAL LAP TIME : 57.495		BEST LAP TIME : 57.591		DIFFERENCE : 0.096							
LAP	SECTOR 1	SECTOR 2	SECTOR 3	LAP TIME	MPH	DIFF	TIME OF DAY				
1 -	OUTLAP	26.122	108.4	17.124	105.5		17:21:46.319				
2 -	21.112	24.607	111.1	16.417	107.7	1:02.136	73.40	4.545		17:22:48.455	
3 -	19.701	23.800	111.2	16.566	107.0	1:00.067	75.93	2.476		17:23:48.522	
4 -	20.072	23.389	112.5	16.360	107.3	59.821	76.24	2.230		17:24:48.343	
5 -	19.789	23.477	112.2	16.088	107.0	59.354	76.84	1.763		17:25:47.697	
6 -	19.538	23.008	113.3	15.933	107.5	58.479	77.99	0.888		17:26:46.176	
7 -	19.052	23.083	113.1	15.777	107.8	57.912	78.75	0.321		17:27:44.088	
8 -	19.159	23.087	112.4	15.909	107.3	58.155	78.43	0.564		17:28:42.243	
9 -	18.967	22.751	113.1	15.873	107.2	57.591 (1)	79.19			17:29:39.834	
10 -	19.124	22.931	112.9	15.805	107.5	57.860 (2)	78.83	0.269		17:30:37.694	
11 -	19.166	22.827	112.4	15.878	107.5	57.871 (3)	78.81	0.280		17:31:35.565	
12 -	20.021	23.852	105.5	19.905	46.7	1:03.778	71.51	6.187		17:32:39.343	
13 -	OUTLAP	26.712	99.8	17.178	106.6	1:54.147	39.95	56.556		17:34:33.490	
14 -	20.982	24.568	110.0	16.652	106.3	1:02.202	73.32	4.611		17:35:35.692	
15 -	19.787	23.749	111.4	20.476	32.2	1:04.012	71.25	6.421		17:36:39.704	

Weather / Track : Cloudy / Dry

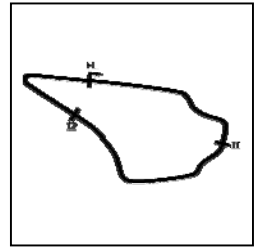
Knockhill
Circuit Length = 1.2669 miles
Start: 17:13 Flag 17:38 End: 17:39

MCRCB BULLETIN TK057

2017 MCE British Superbike Championship - Round 4

2017 HEL Performance British Motostar Championship

FREE PRACTICE 2 - SECTOR ANALYSIS



SECTOR 1 = FL to I1, SECTOR 2 = I1 to I2, SECTOR 3 = I2 to FL, DIFF = Difference To Personal Best Lap, P = Crossed Finish Line in Pit Lane, D = Time Disallowed

P22 17 Tom CARNE		Tigcraft - Neatafan / Tigcraft Racing					
IDEAL LAP TIME : 57.665		BEST LAP TIME : 57.836		DIFFERENCE : 0.171			
LAP	SECTOR 1	SECTOR 2	SECTOR 3	LAP TIME	MPH	DIFF	TIME OF DAY
1 -	OUTLAP	27.201	101.5	17.669	102.6		17:17:07.729
2 -	22.401	25.403	108.2	16.800	103.5	1:04.604	17:18:12.333
3 -	20.993	24.422	108.2	16.964	100.3	1:02.379	17:19:14.712
4 -	20.642	24.190	106.0	22.463	31.5	1:07.295	17:20:22.007
5 -	OUTLAP	25.903	104.2	17.337	102.6	4:11.619	17:24:33.626
6 -	20.731	24.367	108.0	16.699	103.0	1:01.797	17:25:35.423
7 -	20.319	23.838	110.3	16.345	104.6	1:00.502	17:26:35.925
8 -	19.399	23.097	109.6	16.162	103.5	58.658	17:27:34.583
9 -	19.142	22.837	110.7	15.857	104.8	57.836 (1)	17:28:32.419
10 -	19.022	22.786	111.1	16.116	104.2	57.924 (2)	17:29:30.343
11 -	19.091	23.018	109.4	15.906	104.2	58.015 (3)	17:30:28.358
12 -	19.316	23.540	108.4	16.094	104.2	58.950	17:31:27.308
13 -	19.457	23.536	108.2	22.670	24.3	1:05.663	17:32:32.971

P23 45 S Scott SWANN		Honda NSF - Swann Racing					
IDEAL LAP TIME : 58.116		BEST LAP TIME : 58.116		DIFFERENCE : 0.000			
LAP	SECTOR 1	SECTOR 2	SECTOR 3	LAP TIME	MPH	DIFF	TIME OF DAY
1 -	OUTLAP	25.944	100.7	17.718	96.1		17:15:59.005
2 -	22.254	25.743	102.6	17.198	98.1	1:05.195	17:17:04.200
3 -	20.954	24.798	103.7	16.776	97.9	1:02.528	17:18:06.728
4 -	20.763	24.909	103.8	17.177	97.6	1:02.849	17:19:09.577
5 -	20.062	24.253	103.4	16.593	98.5	1:00.908	17:20:10.485
6 -	19.998	24.109	103.8	16.616	98.9	1:00.723	17:21:11.208
7 -	20.490	24.550	105.0	16.390	98.5	1:01.430	17:22:12.638
8 -	19.920	23.929	104.2	16.387	98.6	1:00.236	17:23:12.874
9 -	19.707	23.336	104.2	15.987	99.7	59.030	17:24:11.904
10 -	19.837	23.664	103.8	16.218	99.4	59.719	17:25:11.623
11 -	19.250	23.746	106.1	16.135	98.3	59.131	17:26:10.754
12 -	19.478	23.179	104.2	15.963	98.5	58.620 (3)	17:27:09.374
13 -	19.253	23.218	103.8	16.038	98.6	58.509 (2)	17:28:07.883
14 -	19.211	23.099	104.3	15.806	99.1	58.116 (1)	17:29:05.999
15 -	19.302	23.505	102.1	16.119	98.6	58.926	17:30:04.925
16 -	19.748	23.492	102.7	16.231	98.5	59.471	17:31:04.396
17 -	19.673	23.723	103.0	16.679	96.9	1:00.075	17:32:04.471
18 -	20.199	23.952	102.4	19.815	34.1	1:03.966	17:33:08.437

P24 99 Stephen CAMPBELL		Honda - Campbell Racing					
IDEAL LAP TIME : 57.952		BEST LAP TIME : 58.124		DIFFERENCE : 0.172			
LAP	SECTOR 1	SECTOR 2	SECTOR 3	LAP TIME	MPH	DIFF	TIME OF DAY
1 -	OUTLAP	25.854	101.8	17.987	97.1		17:17:04.828
2 -	20.992	24.577	103.2	17.004	97.3	1:02.573	17:18:07.401
3 -	20.461	24.401	102.7	16.950	97.8	1:01.812	17:19:09.213
4 -	19.874	23.652	104.0	16.762	97.2	1:00.288	17:20:09.501
5 -	19.878	24.096	104.8	16.721	97.8	1:00.695	17:21:10.196
6 -	19.957	23.746	100.0	19.810	38.0	1:03.513	17:22:13.709
7 -	OUTLAP	24.526	103.2	17.126	97.8	4:18.655	17:26:32.364
8 -	20.162	23.740	103.8	16.611	98.1	1:00.513	17:27:32.877
9 -	19.783	23.073	104.3	18.407	41.7	1:01.263	17:28:34.140
10 -	OUTLAP	24.222	103.8	17.098	97.8	3:59.867	17:32:34.007
11 -	19.915	23.211	103.7	16.670	97.6	59.796	17:33:33.803
12 -	19.652	23.169	104.8	16.358	97.8	59.179	17:34:32.982
13 -	19.180	22.884	103.8	16.455	98.1	58.519 (3)	17:35:31.501
14 -	19.188	23.127	104.2	16.267	98.1	58.582	17:36:30.083
15 -	19.153	22.550	104.5	16.421	98.5	58.124 (1)	17:37:28.207
16 -	19.275	22.532	105.0	16.371	98.2	58.178 (2)	17:38:26.385

Weather / Track : Cloudy / Dry

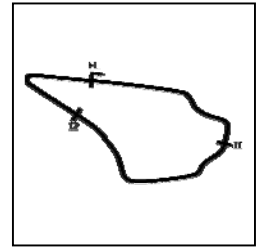
Knockhill
Circuit Length = 1.2669 miles
Start: 17:13 Flag 17:38 End: 17:39

MCRCB BULLETIN TK057

2017 MCE British Superbike Championship - Round 4

2017 HEL Performance British Motostar Championship

FREE PRACTICE 2 - SECTOR ANALYSIS



SECTOR 1 = FL to I1, SECTOR 2 = I1 to I2, SECTOR 3 = I2 to FL, DIFF = Difference To Personal Best Lap, P = Crossed Finish Line in Pit Lane, D = Time Disallowed

P25 95 S		Ross TURNER		Honda NSF - RedRat Racing			
IDEAL LAP TIME : 58.051		BEST LAP TIME : 58.150		DIFFERENCE : 0.099			
LAP	SECTOR 1	SECTOR 2	SECTOR 3	LAP TIME	MPH	DIFF	TIME OF DAY
1 -	OUTLAP	25.747	103.0	18.029	97.3		17:17:37.880
2 -	20.592	24.359	105.3	17.391	98.3	1:02.342	17:18:40.222
3 -	20.113	24.059	105.6	16.873	98.8	1:01.045	17:19:41.267
4 -	19.919	23.491	105.6	16.898	98.8	1:00.308	17:20:41.575
5 -	19.889	23.819	106.3	16.833	99.7	1:00.541	17:21:42.116
6 -	19.221	23.594	106.5	16.422	100.3	59.237 (3)	17:22:41.353
7 -	19.565	23.614	107.5	16.355	101.2	59.534	17:23:40.887
8 -	18.992	23.603	107.3	16.600	101.3	59.195 (2)	17:24:40.082
9 -	19.423	24.013	106.6	19.661	35.2	1:03.097	17:25:43.179
10 -	OUTLAP	24.733	105.5	17.157	96.8	7:59.445	17:33:42.624
11 -	19.644	23.492	103.5	17.086	96.4	1:00.222	17:34:42.846
12 -	19.756	23.361	105.3	16.794	97.1	59.911	17:35:42.757
13 -	19.826	24.191	105.1	16.362	99.4	1:00.379	17:36:43.136
14 -	20.188	23.344	105.3	16.276	99.1	59.808	17:37:42.944
15 -	19.091	23.001	106.1	16.058	100.1	58.150 (1)	17:38:41.094

P26 56 S		Charlie ATKINS		Honda NSF - Wilson Racing			
IDEAL LAP TIME : 58.767		BEST LAP TIME : 59.251		DIFFERENCE : 0.484			
LAP	SECTOR 1	SECTOR 2	SECTOR 3	LAP TIME	MPH	DIFF	TIME OF DAY
1 -	OUTLAP	27.480	102.6	18.131	100.0		17:16:54.207
2 -	22.579	26.986	100.9	17.984	100.3	1:07.549	17:18:01.756
3 -	22.109	25.159	104.8	17.076	102.1	1:04.344	17:19:06.100
4 -	21.074	24.068	108.2	16.831	102.2	1:01.973	17:20:08.073
5 -	20.918	24.244	106.6	17.300	98.9	1:02.462	17:21:10.535
6 -	21.051	24.395	106.3	17.069	101.9	1:02.515	17:22:13.050
7 -	20.625	23.856	108.0	18.999	37.6	1:03.480	17:23:16.530
8 -	OUTLAP	23.984	107.0	16.767	103.4	2:02.825	17:25:19.355
9 -	20.571	23.382	108.2	16.300	102.7	1:00.253	17:26:19.608
10 -	19.675	23.377	108.0	16.199	103.2	59.251 (1)	17:27:18.859
11 -	19.740	23.308	107.3	16.332	102.2	59.380 (3)	17:28:18.239
12 -	19.675	23.492	108.0	16.271	102.7	59.438	17:29:17.677
13 -	19.670	23.373	108.9	16.690	102.4	59.733	17:30:17.410
14 -	19.790	23.231	108.4	16.236	103.7	59.257 (2)	17:31:16.667
15 -	19.337	23.530	101.6	21.693	29.0	1:04.560	17:32:21.227
16 -	OUTLAP	26.252	94.5	23.561	27.8	2:01.670	17:34:22.897

P27 9 S		Rishon HICKEY		Honda NSF - Cresswell Racing			
IDEAL LAP TIME : 1:00.481		BEST LAP TIME : 1:00.639		DIFFERENCE : 0.158			
LAP	SECTOR 1	SECTOR 2	SECTOR 3	LAP TIME	MPH	DIFF	TIME OF DAY
1 -	OUTLAP	27.999	93.0	19.513	91.8		17:17:59.989
2 -	22.847	26.207	98.8	17.567	96.0	1:06.621	17:19:06.610
3 -	21.890	25.200	100.9	17.558	97.1	1:04.648	17:20:11.258
4 -	21.446	25.199	99.4	17.642	96.5	1:04.287	17:21:15.545
5 -	21.337	24.932	100.0	17.269	96.9	1:03.538	17:22:19.083
6 -	21.233	24.379	103.5	16.853	96.8	1:02.465	17:23:21.548
7 -	20.551	23.822	102.4	17.120	96.2	1:01.493	17:24:23.041
8 -	20.984	24.503	101.0	16.899	97.5	1:02.386	17:25:25.427
9 -	20.866	24.451	101.0	16.724	96.8	1:02.041	17:26:27.468
10 -	20.645	24.169	100.4	16.801	97.1	1:01.615	17:27:29.083
11 -	20.382	23.772	101.2	16.679	97.5	1:00.833 (2)	17:28:29.916
12 -	20.137	23.696	101.5	16.806	96.8	1:00.639 (1)	17:29:30.555
13 -	20.334	24.321	99.2	17.006	97.1	1:01.661	17:30:32.216
14 -	20.610	24.198	100.7	17.066	96.1	1:01.874	17:31:34.090
15 -	20.927	24.019	101.0	16.959	97.1	1:01.905	17:32:35.995
16 -	21.251	24.615	100.9	17.086	96.4	1:02.952	17:33:38.947
17 -	20.631	23.941	101.8	16.852	96.4	1:01.424	17:34:40.371
18 -	20.379	23.943	100.4	16.850	97.3	1:01.172 (3)	17:35:41.543
19 -	20.794	24.601	100.1	16.648	97.2	1:02.043	17:36:43.586

Weather / Track : Cloudy / Dry

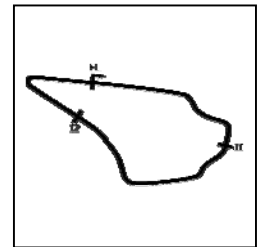
Knockhill
Circuit Length = 1.2669 miles
Start: 17:13 Flag 17:38 End: 17:39

MCRCB BULLETIN TK057

2017 MCE British Superbike Championship - Round 4

2017 HEL Performance British Motostar Championship

FREE PRACTICE 2 - SECTOR ANALYSIS



SECTOR 1 = FL to I1, SECTOR 2 = I1 to I2, SECTOR 3 = I2 to FL, DIFF = Difference To Personal Best Lap, P = Crossed Finish Line in Pit Lane, D = Time Disallowed

20 -	20.868	23.785	101.2	16.936	95.7	1:01.589	74.05	0.950	17:37:45.175
21 -	20.591	24.070	100.7	20.721	32.8	1:05.382	69.76	4.743	17:38:50.557

P28 48 S		Ewan POTTER				Honda NSF -			
IDEAL LAP TIME : 1:00.634		BEST LAP TIME : 1:01.143		DIFFERENCE : 0.509					
LAP	SECTOR 1	SECTOR 2		SECTOR 3		LAP TIME	MPH	DIFF	TIME OF DAY
1 -	OUTLAP	29.063	91.6	19.415	99.8				17:17:23.804
2 -	23.605	26.393	101.3	17.769	101.2	1:07.767	67.30	6.624	17:18:31.571
3 -	22.390	25.694	101.3	22.171	33.4	1:10.255	64.92	9.112	17:19:41.826
4 -	OUTLAP	26.074	100.7	17.797	100.7	2:13.900	34.06	1:12.757	17:21:55.726
5 -	22.077	25.270	101.8	17.323	100.9	1:04.670	70.52	3.527	17:23:00.396
6 -	21.528	25.169	101.5	17.201	101.6	1:03.898	71.38	2.755	17:24:04.294
7 -	21.388	25.289	103.0	17.187	101.3	1:03.864	71.41	2.721	17:25:08.158
8 -	21.142	25.018	105.3	16.792	101.9	1:02.952	72.45	1.809	17:26:11.110
9 -	20.311	24.107	104.0	16.725	102.1	1:01.143 (1)	74.59		17:27:12.253
10 -	20.448	24.316	103.5	16.687	101.5	1:01.451 (3)	74.22	0.308	17:28:13.704
11 -	20.700	24.339	103.5	16.618	101.2	1:01.657	73.97	0.514	17:29:15.361
12 -	20.358	24.563	103.7	16.996	101.5	1:01.917	73.66	0.774	17:30:17.278
13 -	21.856	24.478	103.5	16.605	102.2	1:02.939	72.46	1.796	17:31:20.217
14 -	20.128	24.193	105.3	16.825	101.8	1:01.146 (2)	74.59	0.003	17:32:21.363
15 -	19.922	25.072	95.7	22.856	36.8	1:07.850	67.22	6.707	17:33:29.213
16 -	OUTLAP	25.666	101.6	17.568	100.0	1:48.722	41.95	47.579	17:35:17.935
17 -	21.766	26.333	99.4	22.934	33.6	1:11.033	64.21	9.890	17:36:28.968

MCRCB BULLETIN TK058**2017 MCE British Superbike Championship - Round 4****2017 HEL Performance British Motostar Championship****FREE PRACTICE 2 - BEST SPEEDS**

POS	INTERMEDIATE 1			INTERMEDIATE 2			FINISH LINE		
	NO	NAME	MPH	NO	NAME	MPH	NO	NAME	MPH
1				6	TAYLOR	116.1	15	McMANUS	109.8
2				79	STACEY	116.1	6	TAYLOR	109.1
3				15	McMANUS	115.1	47	ARCHER	109.1
4				69	BOOTH-AMOS	114.7	79	STACEY	108.7
5				47	ARCHER	114.5	69	BOOTH-AMOS	108.4
6				42	HOBSON	113.7	54	BURMAN	107.8
7				3	KERR	113.3	3	KERR	107.5
8				54	BURMAN	113.3	42	HOBSON	106.5
9				52	BOERBOOM	112.9	20	MARKLUND	106.1
10				27	HODGE	112.9	52	BOERBOOM	106.0
11				64	DURHAM	112.5	64	DURHAM	105.8
12				35	LODGE	112.2	27	HODGE	105.8
13				23	LLEWELLYN	112.2	35	LODGE	105.6
14				34	DELVES	111.1	23	LLEWELLYN	105.5
15				17	CARNE	111.1	17	CARNE	104.8
16				20	MARKLUND	110.3	34	DELVES	104.6
17				56	ATKINS	108.9	12	RENDELL	104.2
18				12	RENDELL	108.7	56	ATKINS	103.7
19				30	COOK	108.7	25	BROUWERS	102.4
20				25	BROUWERS	108.4	2	STRUDWICK	102.2
21				19	RODRIGUEZ	108.2	48	POTTER	102.2
22				2	STRUDWICK	108.2	30	COOK	101.6
23				95	TURNER	107.5	19	RODRIGUEZ	101.3
24				45	SWANN	106.1	95	TURNER	101.3
25				48	POTTER	105.3	55	SCOTT	101.0
26				99	CAMPBELL	105.0	45	SWANN	99.7
27				55	SCOTT	104.6	99	CAMPBELL	98.5
28				9	HICKEY	103.5	9	HICKEY	97.5

Weather / Track : Cloudy / Dry

Results can be found at www.tsl-timing.com

Knockhill

Circuit Length = 1.2669 miles

Start: 17:13 Flag 17:38 End: 17:39

Printed - 17:41 Friday, 16 June 2017

MCRCB BULLETIN TK059

2017 MCE British Superbike Championship - Round 4

2017 HEL Performance British Motostar Championship

FREE PRACTICE 2 - BEST SECTORS

SECTOR 1			SECTOR 2			SECTOR 3			IDEAL / BEST COMPARISON						
POS	NO	NAME	TIME	NO	NAME	TIME	NO	NAME	TIME	POS	NO	NAME	IDEAL	BEST	DIFF
													PERFECT LAP	53.580	
1	69	BOOTH-AMOS	17.734	69	BOOTH-AMOS	20.948	69	BOOTH-AMOS	14.898	1	69	BOOTH-AMOS	53.580	53.807	0.227
2	3	KERR	17.749	47	ARCHER	21.203	6	TAYLOR	14.954	2	3	KERR	54.147	54.247	0.100
3	15	McMANUS	17.941	3	KERR	21.255	15	McMANUS	15.141	3	6	TAYLOR	54.203	54.203	0.000
4	6	TAYLOR	17.950	6	TAYLOR	21.299	3	KERR	15.143	4	47	ARCHER	54.373	54.464	0.091
5	47	ARCHER	18.026	27	HODGE	21.627	47	ARCHER	15.144	5	15	McMANUS	54.829	55.243	0.414
6	64	DURHAM	18.075	42	HOBSON	21.727	79	STACEY	15.283	6	42	HOBSON	55.294	55.365	0.071
7	42	HOBSON	18.260	64	DURHAM	21.728	42	HOBSON	15.307	7	64	DURHAM	55.297	55.297	0.000
8	19	RODRIGUEZ	18.330	15	McMANUS	21.747	52	BOERBOOM	15.426	8	19	RODRIGUEZ	55.818	56.168	0.350
9	12	RENDELL	18.361	35	LODGE	21.749	64	DURHAM	15.494	9	27	HODGE	55.835	56.320	0.485
10	52	BOERBOOM	18.408	25	BROUWERS	21.844	19	RODRIGUEZ	15.520	10	35	LODGE	55.861	56.366	0.505
11	35	LODGE	18.421	19	RODRIGUEZ	21.968	23	LLEWELLYN	15.531	11	52	BOERBOOM	55.871	56.127	0.256
12	25	BROUWERS	18.492	52	BOERBOOM	22.037	12	RENDELL	15.596	12	79	STACEY	55.945	55.945	0.000
13	55	SCOTT	18.520	34	DELVES	22.040	25	BROUWERS	15.635	13	25	BROUWERS	55.971	56.104	0.133
14	79	STACEY	18.530	55	SCOTT	22.091	27	HODGE	15.638	14	12	RENDELL	56.189	56.336	0.147
15	27	HODGE	18.570	79	STACEY	22.132	30	COOK	15.651	15	55	SCOTT	56.319	56.543	0.224
16	30	COOK	18.674	12	RENDELL	22.232	35	LODGE	15.691	16	34	DELVES	56.702	56.702	0.000
17	34	DELVES	18.797	30	COOK	22.438	55	SCOTT	15.708	17	30	COOK	56.763	57.124	0.361
18	20	MARKLUND	18.835	99	CAMPBELL	22.532	54	BURMAN	15.777	18	20	MARKLUND	57.339	57.339	0.000
19	54	BURMAN	18.967	2	STRUDWICK	22.569	45	SWANN	15.806	19	23	LLEWELLYN	57.386	57.386	0.000
20	95	TURNER	18.992	20	MARKLUND	22.662	20	MARKLUND	15.842	20	2	STRUDWICK	57.492	57.501	0.009
21	17	CARNE	19.022	54	BURMAN	22.751	17	CARNE	15.857	21	54	BURMAN	57.495	57.591	0.096
22	2	STRUDWICK	19.035	23	LLEWELLYN	22.785	34	DELVES	15.865	22	17	CARNE	57.665	57.836	0.171
23	23	LLEWELLYN	19.070	17	CARNE	22.786	2	STRUDWICK	15.888	23	99	CAMPBELL	57.952	58.124	0.172
24	99	CAMPBELL	19.153	95	TURNER	23.001	95	TURNER	16.058	24	95	TURNER	58.051	58.150	0.099
25	45	SWANN	19.211	45	SWANN	23.099	56	ATKINS	16.199	25	45	SWANN	58.116	58.116	0.000
26	56	ATKINS	19.337	56	ATKINS	23.231	99	CAMPBELL	16.267	26	56	ATKINS	58.767	59.251	0.484
27	48	POTTER	19.922	9	HICKEY	23.696	48	POTTER	16.605	27	9	HICKEY	1:00.481	1:00.639	0.158
28	9	HICKEY	20.137	48	POTTER	24.107	9	HICKEY	16.648	28	48	POTTER	1:00.634	1:01.143	0.509

Weather / Track : Cloudy / Dry

Results can be found at www.tsl-timing.com

Knockhill

Circuit Length = 1.2669 miles

Start: 17:13 Flag 17:38 End: 17:39

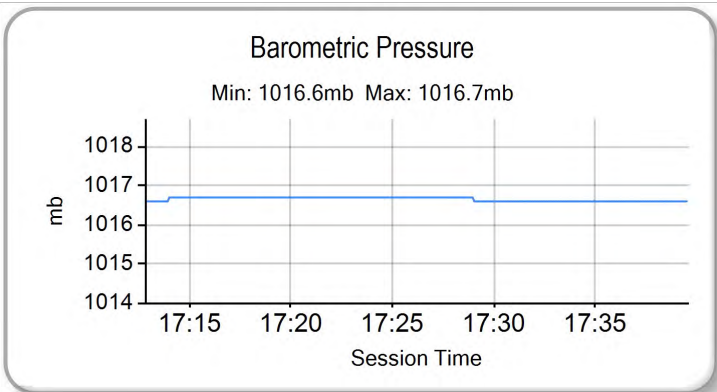
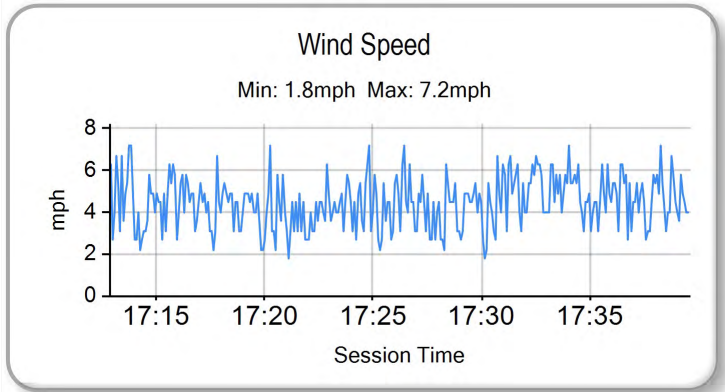
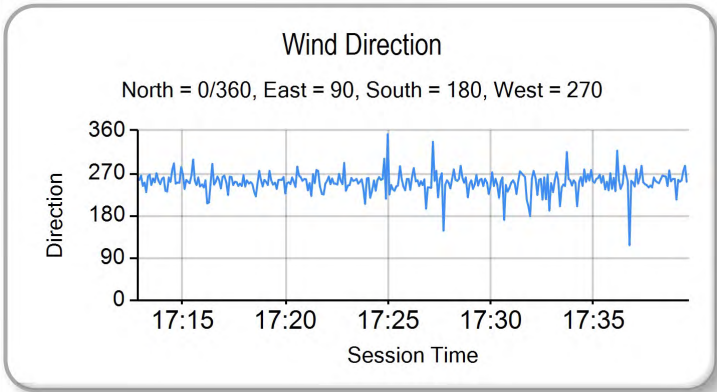
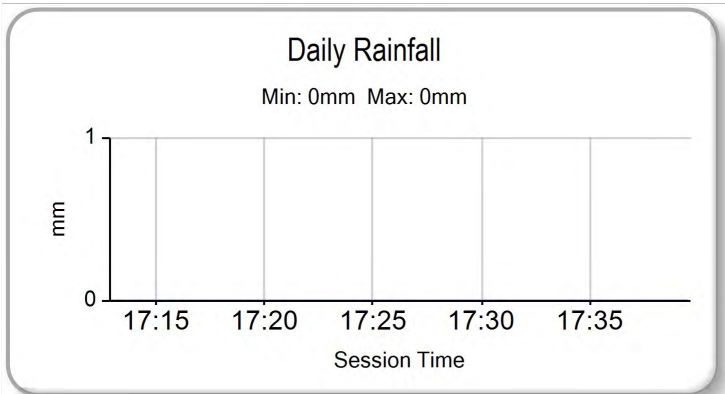
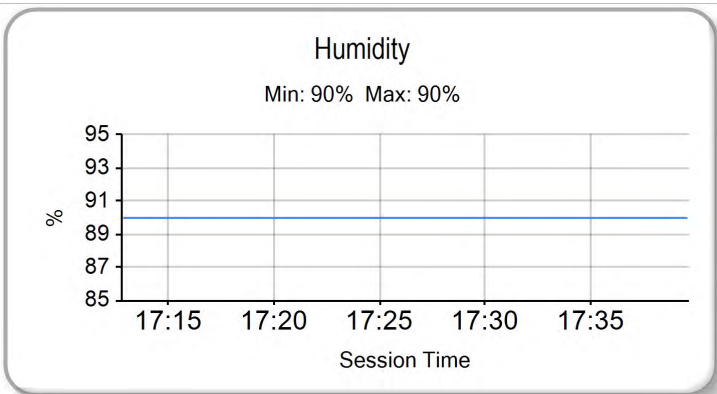
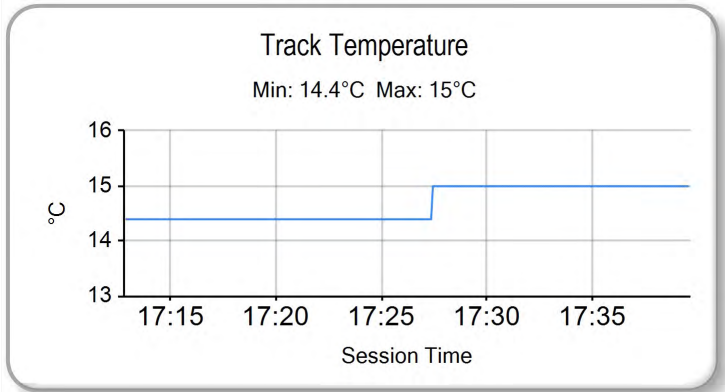
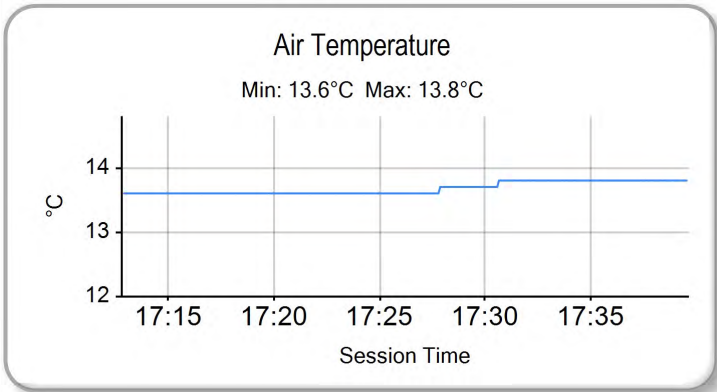
Printed - 17:41 Friday, 16 June 2017

MCRCB BULLETIN TK060

2017 MCE British Superbike Championship - Round 4

2017 HEL Performance British Motostar Championship

FREE PRACTICE 2 - WEATHER CONDITIONS



Weather / Track : Cloudy / Dry

Results can be found at www.tsl-timing.com

Knockhill
Circuit Length = 1.2669 miles
Start: 17:13 Flag 17:38 End: 17:39

Printed - 17:42 Friday, 16 June 2017



POS	NO	CL	PIC NAME	ENTRY	TIME	ON	LAPS	GAP	DIFF	MPH
1	69		1 Tom BOOTH-AMOS	KTM - City Lifting RS Racing	52.553	17	19			86.79
2	15		2 Eugene McMANUS	KTM - RS Racing / E15 Racing	52.985	18	18	0.432	0.432	86.08
3	47		3 Jake ARCHER	KTM - City Lifting RS Racing	53.409	15	19	0.856	0.424	85.39
4	12		4 Edward RENDELL	KTM - Banks Racing	53.662	20	20	1.109	0.253	84.99
5	35		5 Elliot LODGE	FTR - Spike Racing / SP125	53.721	21	21	1.168	0.059	84.90
6	6		6 Taz TAYLOR	KTM - GA Competition	53.742	21	21	1.189	0.021	84.87
7	3		7 Richard KERR	KTM - North West Racing	54.053	21	21	1.500	0.311	84.38
8	27		8 Josh HODGE	KTM - Team HPR	54.222	21	21	1.669	0.169	84.11
9	34		9 Liam DELVES	DR-Moto - Stauff Connect Academy / Dr-Moto	54.332	18	19	1.779	0.110	83.94
10	79		10 Storm STACEY	Kalex - FPW Racing	54.373	17	19	1.820	0.041	83.88
11	23		11 Sam LLEWELLYN	KTM - SymCirrus Motorsport	54.435	19	21	1.882	0.062	83.79
12	64		12 Asher DURHAM	Mahindra - Cresswell Racing	54.452	9	19	1.899	0.017	83.76
13	42		13 James HOBSON	Mahindra - Microlise Cresswell Racing	54.485	20	20	1.932	0.033	83.71
14	52		14 Jorel BOERBOOM	Kalex KTM - Fireplace Warehouse	54.673	18	20	2.120	0.188	83.42
15	44		15 Edmund BEST	KTM - SymCirrus Motorsport	54.731	19	21	2.178	0.058	83.33
16	19	S	1 Victor RODRIGUEZ	Honda NSF - GA Competition	54.813	11	20	2.260	0.082	83.21
17	25		16 Mike BROUWERS	APG Moto - TEC7-Joma / Brouwersracingteam	54.826	14	17	2.273	0.013	83.19
18	17		17 Tom CARNE	Tigcraft - Neatafan / Tigcraft Racing	54.858	7	7	2.305	0.032	83.14
19	2	S	2 Thomas STRUDWICK	Honda NSF - Case Moto Rapido Moto3	55.006	19	20	2.453	0.148	82.92
20	20		18 Joel MARKLUND	KTM - Marklund Solutions / SP125	55.070	8	21	2.517	0.064	82.82
21	30	S	3 Max COOK	Honda NSF - Wilson Racing	55.247	19	19	2.694	0.177	82.55
22	55	S	4 Jack SCOTT	Honda NSF - J J Racing	55.277	9	18	2.724	0.030	82.51
23	56	S	5 Charlie ATKINS	Honda NSF - Wilson Racing	55.890	15	21	3.337	0.613	81.60
24	54		19 Sam BURMAN	KTM - TeamWNT / Burman Racing	55.957	8	14	3.404	0.067	81.51
25	45	S	6 Scott SWANN	Honda NSF - Swann Racing	56.240	16	21	3.687	0.283	81.10
26	95	S	7 Ross TURNER	Honda NSF - RedRat Racing	56.540	17	19	3.987	0.300	80.67
27	16	S	8 Connall COURTNEY	Honda NSF - Mototech CCR	56.890	13	13	4.337	0.350	80.17
28	9	S	9 Rishon HICKEY	Honda NSF - Cresswell Racing	56.993	21	21	4.440	0.103	80.02
29	89	S	10 T. Fox MORETON	Honda NSF - Banks Racing / Moto Engineering	57.132	7	20	4.579	0.139	79.83
30	99		20 Stephen CAMPBELL	Honda - Campbell Racing	57.674	5	6	5.121	0.542	79.08

QUALIFYING LAPTIME (110.0% of 52.553) = 57.808

31	48	S	11 Ewan POTTER	Honda NSF -	57.999	14	16	5.446	0.325	78.64
----	----	---	----------------	-------------	--------	----	----	-------	-------	-------

Weather / Track : Bright / Dry

These results are provisional until the conclusion of any judicial and technical matters.

Knockhill

Circuit Length = 1.2669 miles

Start: 18:11 Flag 18:31 End: 18:32

Race Director :	Stewards :	Timekeeper :
-----------------	------------	--------------

Results can be found at www.britishsuperbike.com

Printed - 18:36 Saturday, 17 June 2017

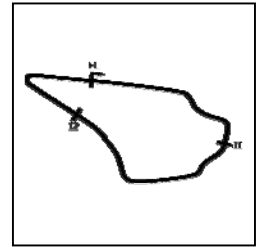


MCRCB BULLETIN TK181

2017 MCE British Superbike Championship - Round 4

2017 HEL Performance British Motostar Championship

QUALIFYING - SECTOR ANALYSIS



SECTOR 1 = FL to I1, SECTOR 2 = I1 to I2, SECTOR 3 = I2 to FL, DIFF = Difference To Personal Best Lap, P = Crossed Finish Line in Pit Lane, D = Time Disallowed

P1 69 Tom BOOTH-AMOS		KTM - City Lifting RS Racing							
IDEAL LAP TIME : 52.451		BEST LAP TIME : 52.553		DIFFERENCE : 0.102					
LAP	SECTOR 1	SECTOR 2	SECTOR 3	LAP TIME	MPH	DIFF	TIME OF DAY		
1 -	OUTLAP	22.265	108.5	15.266	106.5		18:12:30.321		
2 -	17.977	21.757	109.8	14.937	107.5	54.671	18:13:24.992		
3 -	17.759	20.960	114.9	14.736	108.2	53.455	18:14:18.447		
4 -	17.585	20.674	114.5	14.790	108.2	53.049	18:15:11.496		
5 -	17.823	21.230	114.9	14.815	108.0	53.868	18:16:05.364		
6 -	17.508	20.746	114.3	14.665	109.2	52.919	18:16:58.283		
7 -	17.921	23.626	82.6	16.351	108.2	57.898	18:17:56.181		
8 -	17.549	21.377	113.1	14.766	107.8	53.692	18:18:49.873		
9 -	18.255	21.550	112.0	16.821	43.4	56.626	18:19:46.499		
10 -	OUTLAP	22.304	111.6	15.207	106.0	4:15.939	18:24:02.438		
11 -	18.133	21.849	91.6	16.679	108.0	56.661	18:24:59.099		
12 -	17.832	21.390	113.5	15.397	107.8	54.619	18:25:53.718		
13 -	17.491	22.848	101.6	15.329	108.0	55.668	18:26:49.386		
14 -	17.738	28.361	90.5	15.498	107.8	1:01.597	18:27:50.983		
15 -	17.430	20.630	114.7	14.852	107.5	52.912	18:28:43.895		
16 -	17.495	20.542	115.5	14.634	107.7	52.671 (3)	18:29:36.566		
17 -	17.351	20.493	114.9	14.709	107.5	52.553 (1)	18:30:29.119		
18 -	17.331	20.486	114.3	14.742	108.0	52.559 (2)	18:31:21.678		
19 -	17.360	20.645	113.5	21.141	85.4	59.146	18:32:20.824		

P2 15 Eugene McMANUS		KTM - RS Racing / E15 Racing							
IDEAL LAP TIME : 52.846		BEST LAP TIME : 52.985		DIFFERENCE : 0.139					
LAP	SECTOR 1	SECTOR 2	SECTOR 3	LAP TIME	MPH	DIFF	TIME OF DAY		
1 -	OUTLAP	22.457	114.1	15.490	108.5		18:12:32.771		
2 -	18.664	21.818	113.5	15.193	108.9	55.675	18:13:28.446		
3 -	17.844	21.455	114.1	15.348	108.9	54.647	18:14:23.093		
4 -	17.854	21.311	115.9	15.122	109.2	54.287	18:15:17.380		
5 -	17.945	21.521	114.3	14.926	109.4	54.392	18:16:11.772		
6 -	17.748	21.132	114.9	14.878	109.1	53.758	18:17:05.530		
7 -	17.757	21.120	114.3	14.989	109.6	53.866	18:17:59.396		
8 -	17.846	21.119	113.3	17.853	45.7	56.818	18:18:56.214		
9 -	OUTLAP	21.729	113.5	15.321	108.4	5:03.375	18:23:59.589		
10 -	17.950	21.134	114.1	15.038	108.4	54.122	18:24:53.711		
11 -	17.853	25.124	114.5	15.744	103.0	58.721	18:25:52.432		
12 -	18.423	21.643	113.1	16.385	105.0	56.451	18:26:48.883		
13 -	18.009	21.845	112.7	15.073	107.0	54.927	18:27:43.810		
14 -	17.596	20.769	114.7	15.013	108.2	53.378 (3)	18:28:37.188		
15 -	17.749	20.989	114.5	14.944	108.4	53.682	18:29:30.870		
16 -	17.472	20.868	114.5	14.703	109.2	53.043 (2)	18:30:23.913		
17 -	17.455	20.917	114.7	15.126	108.5	53.498	18:31:17.411		
18 -	17.374	20.833	114.3	14.778	108.4	52.985 (1)	18:32:10.396		

P3 47 Jake ARCHER		KTM - City Lifting RS Racing							
IDEAL LAP TIME : 53.329		BEST LAP TIME : 53.409		DIFFERENCE : 0.080					
LAP	SECTOR 1	SECTOR 2	SECTOR 3	LAP TIME	MPH	DIFF	TIME OF DAY		
1 -	OUTLAP	22.138	112.7	15.626	107.7		18:12:30.933		
2 -	18.216	21.352	112.9	15.291	108.2	54.859	18:13:25.792		
3 -	17.969	21.633	113.5	15.231	108.7	54.833	18:14:20.625		
4 -	18.711	21.843	113.1	15.239	109.1	55.793	18:15:16.418		
5 -	17.897	21.160	113.5	15.146	108.7	54.203	18:16:10.621		
6 -	17.822	21.107	114.1	15.114	109.2	54.043	18:17:04.664		
7 -	17.771	21.160	114.1	15.415	109.2	54.346	18:17:59.010		
8 -	17.689	21.066	114.1	15.770	108.0	54.525	18:18:53.535		
9 -	18.152	24.477	92.3	18.750	40.0	1:01.379	18:19:54.914		
10 -	OUTLAP	25.508	76.1	19.228	47.3	3:20.109	18:23:15.023		
11 -	OUTLAP	25.130	69.8	18.818	70.4	1:18.410	18:24:33.433		
12 -	20.327	21.589	113.7	15.296	108.2	57.212	18:25:30.645		
13 -	17.952	21.069	113.9	15.380	108.2	54.401	18:26:25.046		

Weather / Track : Bright / Dry

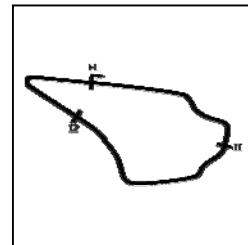
Knockhill
Circuit Length = 1.2669 miles
Start: 18:11 Flag 18:31 End: 18:32

MCRCB BULLETIN TK181

2017 MCE British Superbike Championship - Round 4

2017 HEL Performance British Motostar Championship

QUALIFYING - SECTOR ANALYSIS



SECTOR 1 = FL to I1, SECTOR 2 = I1 to I2, SECTOR 3 = I2 to FL, DIFF = Difference To Personal Best Lap, P = Crossed Finish Line in Pit Lane, D = Time Disallowed

14 -	17.757	21.017	114.3	14.971	108.4	53.745	84.86	0.336	18:27:18.791
15 -	17.585	20.845	115.1	14.979	108.2	53.409 (1)	85.39		18:28:12.200
16 -	18.187	21.652	114.3	15.118	108.0	54.957	82.99	1.548	18:29:07.157
17 -	17.629	20.858	114.9	15.060	108.7	53.547 (2)	85.17	0.138	18:30:00.704
18 -	18.278	21.619	115.3	15.498	108.4	55.395	82.33	1.986	18:30:56.099
19 -	17.659	20.773	115.5	15.197	109.1	53.629 (3)	85.04	0.220	18:31:49.728

P4 12		Edward RENDELL				KTM - Banks Racing			
IDEAL LAP TIME : 53.662		BEST LAP TIME : 53.662		DIFFERENCE : 0.000					
LAP	SECTOR 1	SECTOR 2	SECTOR 3	LAP TIME	MPH	DIFF	TIME OF DAY		
1 -	OUTLAP	22.983	105.1	16.133	100.4		18:12:50.027		
2 -	18.633	22.148	108.4	15.776	102.9	56.557	80.64	2.895	18:13:46.584
3 -	17.965	21.733	109.2	15.637	104.2	55.335	82.42	1.673	18:14:41.919
4 -	17.752	21.463	112.2	15.435	104.0	54.650	83.46	0.988	18:15:36.569
5 -	18.310	21.950	111.6	16.034	104.3	56.294	81.02	2.632	18:16:32.863
6 -	17.747	21.503	108.7	15.475	103.2	54.725	83.34	1.063	18:17:27.588
7 -	17.708	21.381	109.1	15.483	103.5	54.572	83.57	0.910	18:18:22.160
8 -	17.651	21.232	109.6	15.384	103.5	54.267	84.04	0.605	18:19:16.427
9 -	17.711	21.227	110.0	15.438	102.7	54.376	83.88	0.714	18:20:10.803
10 -	17.660	21.204	110.1	15.560	104.0	54.424	83.80	0.762	18:21:05.227
11 -	17.608	21.093	109.8	17.282	45.7	55.983	81.47	2.321	18:22:01.210
12 -	OUTLAP	21.228	111.1	15.733	103.4	2:18.959	32.82	1:25.297	18:24:20.169
13 -	18.507	21.969	109.2	15.433	103.5	55.909	81.58	2.247	18:25:16.078
14 -	17.645	21.317	110.1	15.438	102.9	54.400	83.84	0.738	18:26:10.478
15 -	17.544	21.053	110.9	15.484	103.7	54.081 (3)	84.33	0.419	18:27:04.559
16 -	17.773	21.275	112.4	15.658	103.4	54.706	83.37	1.044	18:27:59.265
17 -	17.643	21.066	111.1	15.953	102.6	54.662	83.44	1.000	18:28:53.927
18 -	17.733	21.121	110.0	15.484	103.4	54.338	83.93	0.676	18:29:48.265
19 -	17.534	21.023	110.3	15.383	103.5	53.940 (2)	84.55	0.278	18:30:42.205
20 -	17.465	20.901	110.9	15.296	103.0	53.662 (1)	84.99		18:31:35.867

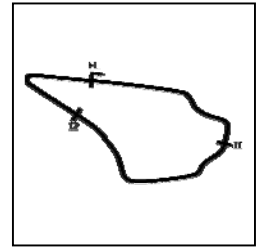
P5 35		Elliot LODGE				FTR - Spike Racing / SP125			
IDEAL LAP TIME : 53.488		BEST LAP TIME : 53.721		DIFFERENCE : 0.233					
LAP	SECTOR 1	SECTOR 2	SECTOR 3	LAP TIME	MPH	DIFF	TIME OF DAY		
1 -	OUTLAP	22.693	111.4	16.171	105.1		18:12:33.375		
2 -	19.204	21.879	111.8	15.635	105.5	56.718	80.41	2.997	18:13:30.093
3 -	18.198	21.781	113.1	16.149	104.2	56.128	81.26	2.407	18:14:26.221
4 -	18.894	23.475	87.2	16.621	95.3	58.990	77.32	5.269	18:15:25.211
5 -	18.701	22.185	113.5	15.405	106.6	56.291	81.02	2.570	18:16:21.502
6 -	17.971	21.973	114.7	15.788	105.3	55.732	81.84	2.011	18:17:17.234
7 -	19.011	24.500	111.8	15.214	106.0	58.725	77.66	5.004	18:18:15.959
8 -	17.700	21.102	113.5	15.139	106.3	53.941 (3)	84.55	0.220	18:19:09.900
9 -	18.557	24.124	107.5	21.870	30.3	1:04.551	70.65	10.830	18:20:14.451
10 -	OUTLAP	22.418	112.4	15.480	105.6	1:38.907	46.11	45.186	18:21:53.358
11 -	17.798	21.169	113.1	15.658	105.6	54.625	83.49	0.904	18:22:47.983
12 -	17.699	21.074	113.3	15.186	106.0	53.959	84.52	0.238	18:23:41.942
13 -	17.814	22.722	112.5	15.675	104.0	56.211	81.14	2.490	18:24:38.153
14 -	18.035	21.285	113.1	15.309	105.0	54.629	83.49	0.908	18:25:32.782
15 -	17.803	22.459	107.5	15.974	105.0	56.236	81.10	2.515	18:26:29.018
16 -	17.950	21.368	113.3	15.300	105.6	54.618	83.50	0.897	18:27:23.636
17 -	17.766	21.068	112.7	16.530	91.0	55.364	82.38	1.643	18:28:19.000
18 -	21.232	24.296	111.2	15.436	104.8	1:00.964	74.81	7.243	18:29:19.964
19 -	17.736	21.169	113.5	15.017	106.0	53.922 (2)	84.58	0.201	18:30:13.886
20 -	18.239	21.860	113.3	15.141	105.1	55.240	82.56	1.519	18:31:09.126
21 -	17.648	20.823	112.5	15.250	105.0	53.721 (1)	84.90		18:32:02.847

P6 6		Taz TAYLOR				KTM - GA Competition			
IDEAL LAP TIME : 53.506		BEST LAP TIME : 53.742		DIFFERENCE : 0.236					
LAP	SECTOR 1	SECTOR 2	SECTOR 3	LAP TIME	MPH	DIFF	TIME OF DAY		
1 -	OUTLAP	22.721	114.1	15.504	107.8		18:13:32.524		
2 -	18.150	21.202	116.3	15.161	108.4	54.513	83.67	0.771	18:14:27.037
3 -	18.194	21.655	114.3	15.379	107.0	55.228	82.58	1.486	18:15:22.265

Weather / Track : Bright / Dry

Knockhill
Circuit Length = 1.2669 miles
Start: 18:11 Flag 18:31 End: 18:32

QUALIFYING - SECTOR ANALYSIS



SECTOR 1 = FL to I1, SECTOR 2 = I1 to I2, SECTOR 3 = I2 to FL, DIFF = Difference To Personal Best Lap, P = Crossed Finish Line in Pit Lane, D = Time Disallowed

4 -	18.186	21.177	115.9	15.159	109.1	54.522	83.65	0.780	18:16:16.787
5 -	17.801	21.269	115.9	15.059	107.7	54.129	84.26	0.387	18:17:10.916
6 -	18.221	21.502	114.9	15.307	107.2	55.030	82.88	1.288	18:18:05.946
7 -	17.969	21.067	117.5	15.833	106.3	54.869	83.12	1.127	18:19:00.815
8 -	17.974	21.300	115.9	15.225	107.5	54.499	83.69	0.757	18:19:55.314
9 -	18.504	22.268	113.7	15.398	107.8	56.170	81.20	2.428	18:20:51.484
10 -	17.912	21.505	116.1	15.353	106.8	54.770	83.27	1.028	18:21:46.254
11 -	17.822	21.010	116.3	15.135	108.0	53.967	84.51	0.225	18:22:40.221
12 -	17.670	21.157	116.1	15.453	106.8	54.280	84.02	0.538	18:23:34.501
13 -	17.674	21.026	116.7	15.052	108.9	53.752 (2)	84.85	0.010	18:24:28.253
14 -	17.975	21.633	115.1	15.268	108.0	54.876	83.11	1.134	18:25:23.129
15 -	17.687	21.237	117.3	15.309	108.0	54.233	84.10	0.491	18:26:17.362
16 -	17.932	21.669	113.7	15.350	107.8	54.951	83.00	1.209	18:27:12.313
17 -	17.925	21.579	114.3	15.173	108.0	54.677	83.41	0.935	18:28:06.990
18 -	17.912	21.134	116.1	15.277	107.3	54.323	83.96	0.581	18:29:01.313
19 -	17.771	20.941	116.7	15.056	108.4	53.768 (3)	84.82	0.026	18:29:55.081
20 -	17.587	21.128	116.1	15.162	107.2	53.877	84.65	0.135	18:30:48.958
21 -	17.759	20.867	115.7	15.116	107.5	53.742 (1)	84.87		18:31:42.700

P7	3	Richard KERR	KTM - North West Racing						
IDEAL LAP TIME : 53.839		BEST LAP TIME : 54.053		DIFFERENCE : 0.214					

LAP	SECTOR 1	SECTOR 2	SECTOR 3	LAP TIME	MPH	DIFF	TIME OF DAY		
1 -	OUTLAP	22.534	111.8	15.513	104.6		18:12:32.163		
2 -	18.225	21.644	110.3	15.395	105.3	55.264	82.53	1.211	18:13:27.427
3 -	17.849	21.458	111.6	15.469	105.8	54.776	83.26	0.723	18:14:22.203
4 -	17.729	21.410	112.2	17.199	98.9	56.338	80.95	2.285	18:15:18.541
5 -	19.221	23.233	110.3	15.427	106.0	57.881	78.80	3.828	18:16:16.422
6 -	17.799	21.243	111.2	15.365	105.3	54.407	83.83	0.354	18:17:10.829
7 -	17.829	21.137	111.6	15.154	105.5	54.120 (2)	84.27	0.067	18:18:04.949
8 -	17.858	21.709	105.8	18.297	46.9	57.864	78.82	3.811	18:19:02.813
9 -	OUTLAP	21.546	112.4	15.435	105.3	1:38.224	46.43	44.171	18:20:41.037
10 -	18.078	21.442	113.9	15.319	105.5	54.839	83.17	0.786	18:21:35.876
11 -	17.969	21.633	111.4	15.296	105.1	54.898	83.08	0.845	18:22:30.774
12 -	17.815	21.182	111.6	15.328	105.5	54.325	83.95	0.272	18:23:25.099
13 -	17.795	21.150	112.9	15.643	104.6	54.588	83.55	0.535	18:24:19.687
14 -	17.884	21.245	111.4	15.272	106.0	54.401	83.84	0.348	18:25:14.088
15 -	17.941	21.641	104.3	15.872	104.6	55.454	82.25	1.401	18:26:09.542
16 -	18.039	21.120	111.6	15.437	105.1	54.596	83.54	0.543	18:27:04.138
17 -	17.904	21.162	114.5	15.099	105.1	54.165 (3)	84.20	0.112	18:27:58.303
18 -	17.711	21.262	111.2	15.554	104.2	54.527	83.64	0.474	18:28:52.830
19 -	17.793	21.200	111.1	15.221	105.5	54.214	84.13	0.161	18:29:47.044
20 -	17.789	21.188	111.2	15.205	105.3	54.182	84.18	0.129	18:30:41.226
21 -	17.620	21.171	111.6	15.262	105.3	54.053 (1)	84.38		18:31:35.279

P8	27	Josh HODGE	KTM - Team HPR						
IDEAL LAP TIME : 54.036		BEST LAP TIME : 54.222		DIFFERENCE : 0.186					

LAP	SECTOR 1	SECTOR 2	SECTOR 3	LAP TIME	MPH	DIFF	TIME OF DAY		
1 -	OUTLAP	22.688	110.1	15.852	104.5		18:13:44.908		
2 -	18.713	22.721	110.1	15.894	104.6	57.328	79.56	3.106	18:14:42.236
3 -	18.385	21.795	112.4	15.592	104.8	55.772	81.78	1.550	18:15:38.008
4 -	18.590	21.963	112.4	15.712	106.1	56.265	81.06	2.043	18:16:34.273
5 -	18.615	22.082	112.0	15.507	105.1	56.204	81.15	1.982	18:17:30.477
6 -	18.363	21.585	112.0	15.565	103.8	55.513	82.16	1.291	18:18:25.990
7 -	18.266	21.946	111.1	15.636	103.5	55.848	81.67	1.626	18:19:21.838
8 -	18.464	21.699	109.4	15.833	103.2	55.996	81.45	1.774	18:20:17.834
9 -	18.469	21.839	111.2	15.914	103.7	56.222	81.12	2.000	18:21:14.056
10 -	18.384	21.559	111.6	15.948	102.6	55.891	81.60	1.669	18:22:09.947
11 -	18.430	21.407	111.8	15.744	103.8	55.581	82.06	1.359	18:23:05.528
12 -	18.414	21.489	110.3	15.592	104.2	55.495	82.18	1.273	18:24:01.023
13 -	17.970	21.343	112.0	15.736	104.3	55.049	82.85	0.827	18:24:56.072
14 -	18.207	21.624	110.1	15.810	103.8	55.641	81.97	1.419	18:25:51.713
15 -	18.174	21.491	111.1	15.577	103.7	55.242	82.56	1.020	18:26:46.955
16 -	18.194	21.565	109.4	15.538	103.5	55.297	82.48	1.075	18:27:42.252

Weather / Track : Bright / Dry

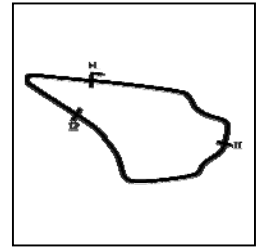
Knockhill
 Circuit Length = 1.2669 miles
 Start: 18:11 Flag 18:31 End: 18:32

MCRCB BULLETIN TK181

2017 MCE British Superbike Championship - Round 4

2017 HEL Performance British Motostar Championship

QUALIFYING - SECTOR ANALYSIS



SECTOR 1 = FL to I1, SECTOR 2 = I1 to I2, SECTOR 3 = I2 to FL, DIFF = Difference To Personal Best Lap, P = Crossed Finish Line in Pit Lane, D = Time Disallowed

17 -	17.963	21.359	111.4	15.732	104.5	55.054	82.84	0.832	18:28:37.306
18 -	18.032	20.979	113.1	15.411	104.5	54.422 (2)	83.81	0.200	18:29:31.728
19 -	17.805	21.536	111.2	15.780	104.3	55.121	82.74	0.899	18:30:26.849
20 -	17.999	21.231	112.4	15.379	104.6	54.609 (3)	83.52	0.387	18:31:21.458
21 -	17.991	20.910	112.2	15.321	104.3	54.222 (1)	84.11		18:32:15.680

P9 34	Liam DELVES	DR-Moto - Stauff Connect Academy / Dr-Moto	
IDEAL LAP TIME : 54.133	BEST LAP TIME : 54.332	DIFFERENCE : 0.199	

LAP	SECTOR 1	SECTOR 2	SECTOR 3	LAP TIME	MPH	DIFF	TIME OF DAY			
1 -	OUTLAP	22.343	109.1	15.953	102.7		18:13:18.633			
2 -	18.148	22.016	110.1	15.735	103.7		18:14:14.532			
3 -	18.274	21.771	111.4	15.830	103.8		18:15:10.407			
4 -	17.971	21.998	110.0	15.853	103.7		18:16:06.229			
5 -	17.959	21.721	110.7	15.579	104.0		18:17:01.488			
6 -	18.072	21.810	110.3	15.774	103.2		18:17:57.144			
7 -	18.017	21.945	106.0	20.963	35.4	1:00.925	18:18:58.069			
8 -	OUTLAP	22.321	106.6	16.235	105.0	40.13	59.318	18:20:51.719		
9 -	17.931	21.729	109.8	15.554	103.7		18:21:46.933			
10 -	17.737	21.344	111.4	15.373	104.0		18:22:41.387			
11 -	17.646	21.235	111.4	15.459	103.8	54.340 (3)	83.93	0.008	18:23:35.727	
12 -	17.690	21.345	111.6	15.342	103.8		54.377	83.87	0.045	18:24:30.104
13 -	17.716	21.299	111.4	15.320	104.6		54.335 (2)	83.94	0.003	18:25:24.439
14 -	18.143	22.845	103.0	20.424	39.5	1:01.412	74.27	7.080	18:26:25.851	
15 -	OUTLAP	22.962	113.1	15.575	103.7	1:33.649	48.70	39.317	18:27:59.500	
16 -	18.539	21.993	107.8	15.768	102.9		56.300	81.01	1.968	18:28:55.800
17 -	17.746	21.433	110.9	15.295	103.7		54.474	83.73	0.142	18:29:50.274
18 -	17.738	21.342	111.6	15.252	103.5	54.332 (1)	83.94			18:30:44.606
19 -	17.930	21.494	110.3	15.521	102.6		54.945	83.01	0.613	18:31:39.551

P10 79	Storm STACEY	Kalex - FPW Racing	
IDEAL LAP TIME : 54.145	BEST LAP TIME : 54.373	DIFFERENCE : 0.228	

LAP	SECTOR 1	SECTOR 2	SECTOR 3	LAP TIME	MPH	DIFF	TIME OF DAY			
1 -	OUTLAP	22.884	113.5	16.379	106.1		18:12:39.546			
2 -	19.162	22.241	113.3	15.613	108.7	57.016	79.99	2.643	18:13:36.562	
3 -	18.713	21.840	113.7	15.331	108.5		55.884	81.61	1.511	18:14:32.446
4 -	18.395	21.459	114.5	15.284	108.7		55.138	82.72	0.765	18:15:27.584
5 -	18.157	21.387	115.9	16.099	104.6		55.643	81.97	1.270	18:16:23.227
6 -	19.642	21.717	114.3	15.423	108.4		56.782	80.32	2.409	18:17:20.009
7 -	17.972	21.497	113.9	15.360	107.7		54.829	83.18	0.456	18:18:14.838
8 -	17.968	21.200	115.9	15.549	107.2		54.717	83.35	0.344	18:19:09.555
9 -	18.692	24.628	106.8	20.896	33.7	1:04.216	71.02	9.843	18:20:13.771	
10 -	OUTLAP	25.588	77.9	17.919	100.1	3:00.262	25.30	2:05.889	18:23:14.033	
11 -	18.583	21.653	114.7	15.460	107.5		55.696	81.89	1.323	18:24:09.729
12 -	19.388	25.645	99.2	20.557	32.3	1:05.590	69.53	11.217	18:25:15.319	
13 -	OUTLAP	22.369	113.7	15.389	107.3	1:08.024	67.05	13.651	18:26:23.343	
14 -	18.321	22.360	112.2	15.305	107.7		55.986	81.46	1.613	18:27:19.329
15 -	17.902	21.152	115.1	15.418	107.7		54.472 (2)	83.73	0.099	18:28:13.801
16 -	17.902	21.370	115.5	15.317	107.0		54.589	83.55	0.216	18:29:08.390
17 -	17.988	21.226	115.5	15.159	108.0	54.373 (1)	83.88			18:30:02.763
18 -	17.834	21.334	116.3	15.361	108.7		54.529 (3)	83.64	0.156	18:30:57.292
19 -	18.469	22.243	113.7	19.581	28.8	1:00.293	75.64	5.920	18:31:57.585	

P11 23	Sam LLEWELLYN	KTM - SymCirus Motorsport	
IDEAL LAP TIME : 54.386	BEST LAP TIME : 54.435	DIFFERENCE : 0.049	

LAP	SECTOR 1	SECTOR 2	SECTOR 3	LAP TIME	MPH	DIFF	TIME OF DAY			
1 -	OUTLAP	23.843	108.4	16.375	105.1		18:13:14.327			
2 -	19.530	22.718	111.8	15.604	105.5		57.852	78.84	3.417	18:14:12.179
3 -	18.758	23.286	103.5	16.363	106.1		58.407	78.09	3.972	18:15:10.586
4 -	18.876	21.917	112.7	15.751	106.5		56.544	80.66	2.109	18:16:07.130
5 -	18.437	22.119	112.7	15.481	106.8		56.037	81.39	1.602	18:17:03.167
6 -	18.528	21.840	112.4	15.415	106.5		55.783	81.76	1.348	18:17:58.950
7 -	18.448	21.782	112.7	15.493	106.0		55.723	81.85	1.288	18:18:54.673

Weather / Track : Bright / Dry

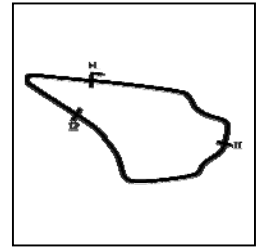
Knockhill
Circuit Length = 1.2669 miles
Start: 18:11 Flag 18:31 End: 18:32

MCRCB BULLETIN TK181

2017 MCE British Superbike Championship - Round 4

2017 HEL Performance British Motostar Championship

QUALIFYING - SECTOR ANALYSIS



SECTOR 1 = FL to I1, SECTOR 2 = I1 to I2, SECTOR 3 = I2 to FL, DIFF = Difference To Personal Best Lap, P = Crossed Finish Line in Pit Lane, D = Time Disallowed

Lap	Time	S1	S2	S3	Diff	MPH	Diff	Time
8 -	18.662	22.280	106.6	15.642	106.3	56.584	80.60	2.149 18:19:51.257
9 -	18.106	21.605	112.7	15.485	106.5	55.196	82.63	0.761 18:20:46.453
10 -	18.093	21.421	112.9	15.406	106.5	54.920	83.05	0.485 18:21:41.373
11 -	18.282	22.338	110.9	15.505	105.5	56.125	81.26	1.690 18:22:37.498
12 -	18.139	21.661	112.4	15.458	106.5	55.258	82.54	0.823 18:23:32.756
13 -	18.316	21.524	113.7	15.266	106.1	55.106	82.76	0.671 18:24:27.862
14 -	18.034	21.249	113.1	15.303	106.5	54.586 (2)	83.55	0.151 18:25:22.448
15 -	18.063	21.282	113.9	15.387	106.5	54.732 (3)	83.33	0.297 18:26:17.180
16 -	18.295	21.662	113.5	15.428	107.0	55.385	82.35	0.950 18:27:12.565
17 -	18.277	21.480	113.7	15.199	107.2	54.956	82.99	0.521 18:28:07.521
18 -	18.156	21.595	114.5	15.602	104.2	55.353	82.40	0.918 18:29:02.874
19 -	17.953	21.298	113.7	15.184	106.3	54.435 (1)	83.79	18:29:57.309
20 -	18.677	22.824	105.1	15.749	106.1	57.250	79.67	2.815 18:30:54.559
21 -	18.182	21.469	112.9	15.306	106.5	54.957	82.99	0.522 18:31:49.516

P12 64	Asher DURHAM	Mahindra - Cresswell Racing
IDEAL LAP TIME : 54.406	BEST LAP TIME : 54.452	DIFFERENCE : 0.046

LAP	SECTOR 1	SECTOR 2	SECTOR 3	LAP TIME	MPH	DIFF	TIME OF DAY	
1 -	OUTLAP	23.639	108.4	16.226	105.0		18:13:12.832	
2 -	18.287	22.129	112.4	15.528	105.6	55.944	81.52 1.492 18:14:08.776	
3 -	18.276	21.766	113.3	15.551	105.3	55.593	82.04 1.141 18:15:04.369	
4 -	18.224	21.590	113.5	15.531	105.5	55.345	82.41 0.893 18:15:59.714	
5 -	18.400	22.636	106.8	17.850	105.8	58.886	77.45 4.434 18:16:58.600	
6 -	18.264	21.490	111.2	18.747	36.8	58.501	77.96 4.049 18:17:57.101	
7 -	OUTLAP	23.282	103.5	17.367	103.5	2:55.547	25.98 2:01.095 18:20:52.648	
8 -	18.076	21.301	113.9	15.439	104.6	54.816 (3)	83.20 0.364 18:21:47.464	
9 -	17.846	21.230	113.9	15.376	104.8	54.452 (1)	83.76	18:22:41.916
10 -	17.800	21.242	114.1	15.795	101.6	54.837	83.17 0.385 18:23:36.753	
11 -	17.983	21.425	113.5	15.428	104.0	54.836	83.17 0.384 18:24:31.589	
12 -	17.897	21.348	112.9	15.571	103.4	54.816 (3)	83.20 0.364 18:25:26.405	
13 -	18.641	23.941	93.3	16.763	103.7	59.345	76.85 4.893 18:26:25.750	
14 -	18.095	21.411	113.1	15.513	103.2	55.019	82.90 0.567 18:27:20.769	
15 -	18.819	22.985	96.6	16.319	97.3	58.123	78.47 3.671 18:28:18.892	
16 -	20.083	25.306	86.2	16.446	104.0	1:01.835	73.76 7.383 18:29:20.727	
17 -	18.068	21.491	114.1	15.526	104.0	55.085	82.80 0.633 18:30:15.812	
18 -	17.936	21.385	113.9	15.446	104.6	54.767 (2)	83.28 0.315 18:31:10.579	
19 -	17.902	21.482	111.8	15.506	103.5	54.890	83.09 0.438 18:32:05.469	

P13 42	James HOBSON	Mahindra - Microlise Cresswell Racing
IDEAL LAP TIME : 54.333	BEST LAP TIME : 54.485	DIFFERENCE : 0.152

LAP	SECTOR 1	SECTOR 2	SECTOR 3	LAP TIME	MPH	DIFF	TIME OF DAY	
1 -	OUTLAP	23.702	107.0	15.957	105.5		18:13:12.439	
2 -	18.462	22.187	111.2	15.520	105.8	56.169	81.20 1.684 18:14:08.608	
3 -	18.321	21.722	112.5	15.360	105.5	55.403	82.32 0.918 18:15:04.011	
4 -	18.226	21.607	113.7	15.656	106.0	55.489	82.19 1.004 18:15:59.500	
5 -	18.203	22.679	106.8	16.182	105.5	57.064	79.92 2.579 18:16:56.564	
6 -	18.473	22.040	111.4	15.967	105.0	56.480	80.75 1.995 18:17:53.044	
7 -	18.197	21.652	113.7	15.342	105.3	55.191	82.64 0.706 18:18:48.235	
8 -	19.049	23.481	110.9	17.578	40.4	1:00.108	75.88 5.623 18:19:48.343	
9 -	OUTLAP	21.935	110.9	15.365	105.0	2:01.122	37.65 1:06.637 18:21:49.465	
10 -	18.011	21.543	112.4	15.339	105.8	54.893	83.09 0.408 18:22:44.358	
11 -	17.897	21.406	113.1	15.260	105.1	54.563 (2)	83.59 0.078 18:23:38.921	
12 -	18.095	21.398	113.1	15.225	105.1	54.718 (3)	83.35 0.233 18:24:33.639	
13 -	18.112	21.452	113.1	15.549	106.3	55.113	82.75 0.628 18:25:28.752	
14 -	18.163	21.990	107.3	17.218	105.8	57.371	79.50 2.886 18:26:26.123	
15 -	18.145	21.398	113.9	15.524	105.8	55.067	82.82 0.582 18:27:21.190	
16 -	18.178	22.671	105.5	16.193	101.6	57.042	79.96 2.557 18:28:18.232	
17 -	19.079	25.330	82.4	17.671	105.5	1:02.080	73.47 7.595 18:29:20.312	
18 -	18.077	21.392	114.1	15.393	104.5	54.862	83.13 0.377 18:30:15.174	
19 -	17.949	21.836	113.3	15.372	105.3	55.157	82.69 0.672 18:31:10.331	
20 -	17.871	21.237	112.4	15.377	104.5	54.485 (1)	83.71	18:32:04.816

Weather / Track : Bright / Dry

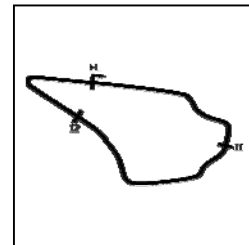
Knockhill
Circuit Length = 1.2669 miles
Start: 18:11 Flag 18:31 End: 18:32

MCRCB BULLETIN TK181

2017 MCE British Superbike Championship - Round 4

2017 HEL Performance British Motostar Championship

QUALIFYING - SECTOR ANALYSIS



SECTOR 1 = FL to I1, SECTOR 2 = I1 to I2, SECTOR 3 = I2 to FL, DIFF = Difference To Personal Best Lap, P = Crossed Finish Line in Pit Lane, D = Time Disallowed

P14 52		Jorel BOERBOOM				Kalex KTM - Fireplace Warehouse			
IDEAL LAP TIME : 54.595		BEST LAP TIME : 54.673		DIFFERENCE : 0.078					
LAP	SECTOR 1	SECTOR 2		SECTOR 3		LAP TIME	MPH	DIFF	TIME OF DAY
1 -	OUTLAP	23.565	111.2	16.022	104.3				18:12:39.002
2 -	19.245	22.518	111.2	15.771	105.0	57.534	79.27	2.861	18:13:36.536
3 -	18.922	22.728	111.1	15.767	105.3	57.417	79.43	2.744	18:14:33.953
4 -	18.446	22.058	111.6	15.556	105.0	56.060	81.36	1.387	18:15:30.013
5 -	18.273	21.959	111.6	15.430	105.6	55.662	81.94	0.989	18:16:25.675
6 -	18.242	23.053	111.4	15.466	104.8	56.761	80.35	2.088	18:17:22.436
7 -	18.249	21.956	112.0	15.333	104.8	55.538	82.12	0.865	18:18:17.974
8 -	18.234	21.823	111.6	15.378	104.6	55.435 (3)	82.27	0.762	18:19:13.409
9 -	18.252	21.926	112.0	15.643	104.6	55.821	81.70	1.148	18:20:09.230
10 -	18.227	21.711	111.2	15.921	103.8	55.859	81.65	1.186	18:21:05.089
11 -	18.257	21.540	111.6	19.550	34.2	59.347	76.85	4.674	18:22:04.436
12 -	OUTLAP	21.875	112.5	15.523	105.0	2:06.915	35.93	1:12.242	18:24:11.351
13 -	18.503	21.877	112.2	15.619	105.0	55.999	81.44	1.326	18:25:07.350
14 -	18.304	21.819	112.0	15.463	104.8	55.586	82.05	0.913	18:26:02.936
15 -	18.230	22.728	109.6	16.140	105.5	57.098	79.88	2.425	18:27:00.034
16 -	18.213	22.548	100.3	16.139	104.5	56.900	80.16	2.227	18:27:56.934
17 -	18.337	21.942	110.7	15.843	104.8	56.122	81.27	1.449	18:28:53.056
18 -	17.988	21.341	112.9	15.344	105.1	54.673 (1)	83.42		18:29:47.729
19 -	17.955	21.484	113.9	15.345	105.8	54.784 (2)	83.25	0.111	18:30:42.513
20 -	17.921	21.522	112.0	16.402	101.5	55.845	81.67	1.172	18:31:38.358

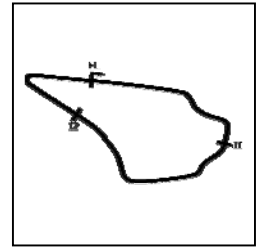
P15 44		Edmund BEST				KTM - SymCirus Motorsport			
IDEAL LAP TIME : 54.533		BEST LAP TIME : 54.731		DIFFERENCE : 0.198					
LAP	SECTOR 1	SECTOR 2		SECTOR 3		LAP TIME	MPH	DIFF	TIME OF DAY
1 -	OUTLAP	24.315	103.4	17.211	103.0				18:13:09.280
2 -	18.961	22.646	109.1	16.032	105.6	57.639	79.13	2.908	18:14:06.919
3 -	18.554	21.992	109.1	15.797	105.0	56.343	80.95	1.612	18:15:03.262
4 -	18.279	22.024	110.3	16.086	105.1	56.389	80.88	1.658	18:15:59.651
5 -	18.222	22.587	110.1	15.639	105.0	56.448	80.80	1.717	18:16:56.099
6 -	18.505	22.221	109.6	15.748	105.0	56.474	80.76	1.743	18:17:52.573
7 -	18.129	22.003	109.6	15.791	101.6	55.923	81.56	1.192	18:18:48.496
8 -	18.547	21.869	108.5	15.693	104.8	56.109	81.29	1.378	18:19:44.605
9 -	17.957	21.643	109.8	15.535	104.5	55.135 (3)	82.72	0.404	18:20:39.740
10 -	17.998	21.687	110.0	16.012	104.3	55.697	81.89	0.966	18:21:35.437
11 -	18.194	21.871	110.1	15.639	102.9	55.704	81.88	0.973	18:22:31.141
12 -	18.055	22.207	110.3	15.745	104.6	56.007	81.43	1.276	18:23:27.148
13 -	18.150	21.521	110.1	15.547	104.8	55.218	82.60	0.487	18:24:22.366
14 -	18.503	23.583	93.5	16.602	105.8	58.688	77.71	3.957	18:25:21.054
15 -	18.041	22.173	109.6	15.552	104.6	55.766	81.79	1.035	18:26:16.820
16 -	18.000	21.859	109.6	15.431	104.8	55.290	82.49	0.559	18:27:12.110
17 -	17.998	21.824	110.1	15.375	106.0	55.197	82.63	0.466	18:28:07.307
18 -	17.992	21.848	110.7	15.784	103.5	55.624	81.99	0.893	18:29:02.931
19 -	18.116	21.352	112.7	15.263	104.8	54.731 (1)	83.33		18:29:57.662
20 -	18.461	22.180	110.1	15.455	105.3	56.096	81.30	1.365	18:30:53.758
21 -	17.918	21.492	110.0	15.480	104.5	54.890 (2)	83.09	0.159	18:31:48.648

P16 19 S		Victor RODRIGUEZ				Honda NSF - GA Competition			
IDEAL LAP TIME : 54.793		BEST LAP TIME : 54.813		DIFFERENCE : 0.020					
LAP	SECTOR 1	SECTOR 2		SECTOR 3		LAP TIME	MPH	DIFF	TIME OF DAY
1 -	OUTLAP	23.516	104.3	15.929	99.4				18:13:10.165
2 -	18.562	22.358	107.8	15.640	99.7	56.560	80.64	1.747	18:14:06.725
3 -	18.499	22.130	105.6	15.485	99.2	56.114	81.28	1.301	18:15:02.839
4 -	18.105	22.073	106.6	15.397	100.4	55.575	82.07	0.762	18:15:58.414
5 -	18.933	24.591	96.2	16.359	100.4	59.883	76.16	5.070	18:16:58.297
6 -	18.288	21.622	106.8	15.520	100.4	55.430	82.28	0.617	18:17:53.727
7 -	18.029	21.809	107.3	15.346	99.8	55.184 (3)	82.65	0.371	18:18:48.911
8 -	19.722	22.618	107.0	15.651	98.9	57.991	78.65	3.178	18:19:46.902
9 -	18.112	21.571	109.2	15.524	99.8	55.207	82.61	0.394	18:20:42.109

Weather / Track : Bright / Dry

Knockhill
Circuit Length = 1.2669 miles
Start: 18:11 Flag 18:31 End: 18:32

QUALIFYING - SECTOR ANALYSIS



SECTOR 1 = FL to I1, SECTOR 2 = I1 to I2, SECTOR 3 = I2 to FL, DIFF = Difference To Personal Best Lap, P = Crossed Finish Line in Pit Lane, D = Time Disallowed

10 -	17.994	21.557	106.8	15.486	99.7	55.037 (2)	82.87	0.224	18:21:37.146
11 -	17.938	21.509	108.7	15.366	101.2	54.813 (1)	83.21		18:22:31.959
12 -	18.179	21.814	109.6	18.226	43.0	58.219	78.34	3.406	18:23:30.178
13 -	OUTLAP	28.546	84.5	17.592	98.9	1:29.511	50.95	34.698	18:24:59.689
14 -	19.379	22.727	106.8	15.643	98.8	57.749	78.98	2.936	18:25:57.438
15 -	18.073	21.750	106.3	15.538	99.4	55.361	82.38	0.548	18:26:52.799
16 -	18.054	22.034	106.6	15.610	99.2	55.698	81.89	0.885	18:27:48.497
17 -	18.035	21.740	107.0	15.697	98.8	55.472	82.22	0.659	18:28:43.969
18 -	18.833	23.986	87.1	18.242	48.5	1:01.061	74.69	6.248	18:29:45.030
19 -	OUTLAP	24.044	106.6	15.614	99.2	1:14.518	61.20	19.705	18:30:59.548
20 -	18.022	21.824	107.7	15.445	100.6	55.291	82.49	0.478	18:31:54.839

P17	25	Mike BROUWERS				APG Moto - TEC7-Joma / Brouwersracingteam			
IDEAL LAP TIME : 54.432		BEST LAP TIME : 54.826		DIFFERENCE : 0.394					
LAP	SECTOR 1	SECTOR 2	SECTOR 3	LAP TIME	MPH	DIFF	TIME OF DAY		
1 -	OUTLAP	23.293	105.6	16.157	99.5		18:12:33.378		
2 -	19.565	22.248	107.8	15.787	101.0	57.600	79.18	2.774	18:13:30.978
3 -	18.395	21.867	107.7	15.680	101.5	55.942	81.53	1.116	18:14:26.920
4 -	18.452	22.165	108.2	15.681	102.2	56.298	81.01	1.472	18:15:23.218
5 -	18.445	22.619	107.2	15.744	101.9	56.808	80.28	1.982	18:16:20.026
6 -	18.168	21.792	108.2	15.595	101.9	55.555	82.10	0.729	18:17:15.581
7 -	18.131	21.882	107.7	15.843	100.6	55.856	81.65	1.030	18:18:11.437
8 -	18.103	21.479	108.0	15.643	100.7	55.225	82.59	0.399	18:19:06.662
9 -	17.990	21.379	107.8	15.692	100.6	55.061	82.83	0.235	18:20:01.723
10 -	18.083	23.186	91.8	20.768	38.1	1:02.037	73.52	7.211	18:21:03.760
11 -	OUTLAP	22.815	105.1	16.087	99.7	5:03.922	15.00	4:09.096	18:26:07.682
12 -	18.249	21.524	107.2	15.734	100.6	55.507	82.17	0.681	18:27:03.189
13 -	18.174	21.744	109.4	15.891	100.7	55.809	81.72	0.983	18:27:58.998
14 -	18.144	21.126	110.1	15.556	101.2	54.826 (1)	83.19		18:28:53.824
15 -	17.996	21.354	109.6	16.242	98.3	55.592	82.04	0.766	18:29:49.416
16 -	18.006	21.348	108.9	15.494	101.8	54.848 (2)	83.15	0.022	18:30:44.264
17 -	17.812	21.318	109.4	15.755	101.0	54.885 (3)	83.10	0.059	18:31:39.149

P18	17	Tom CARNE				Tigcraft - Neatafan / Tigcraft Racing			
IDEAL LAP TIME : 54.805		BEST LAP TIME : 54.858		DIFFERENCE : 0.053					
LAP	SECTOR 1	SECTOR 2	SECTOR 3	LAP TIME	MPH	DIFF	TIME OF DAY		
1 -	OUTLAP	23.283	108.0	16.567	103.2		18:14:19.959		
2 -	19.181	22.792	110.3	15.788	104.5	57.761	78.96	2.903	18:15:17.720
3 -	18.395	21.876	110.7	15.422	103.4	55.693 (3)	81.89	0.835	18:16:13.413
4 -	18.105	21.648	110.9	15.158	103.0	54.911 (2)	83.06	0.053	18:17:08.324
5 -	18.359	21.980	108.9	15.585	100.6	55.924	81.55	1.066	18:18:04.248
6 -	18.785	21.797	110.9	15.580	102.9	56.162	81.21	1.304	18:19:00.410
7 -	18.122	21.542	111.1	15.194	103.0	54.858 (1)	83.14		18:19:55.268

P19	2 S	Thomas STRUDWICK				Honda NSF - Case Moto Rapido Moto3			
IDEAL LAP TIME : 54.789		BEST LAP TIME : 55.006		DIFFERENCE : 0.217					
LAP	SECTOR 1	SECTOR 2	SECTOR 3	LAP TIME	MPH	DIFF	TIME OF DAY		
1 -	OUTLAP	23.021	104.8	16.156	99.8		18:12:58.214		
2 -	18.898	22.416	105.0	15.682	101.0	56.996	80.02	1.990	18:13:55.210
3 -	18.572	22.228	105.1	15.691	100.4	56.491	80.74	1.485	18:14:51.701
4 -	18.561	22.195	105.6	15.864	100.7	56.620	80.55	1.614	18:15:48.321
5 -	18.316	22.121	105.0	15.440	100.7	55.877	81.62	0.871	18:16:44.198
6 -	18.230	21.793	105.5	15.434	100.7	55.457	82.24	0.451	18:17:39.655
7 -	18.205	21.817	106.6	15.638	100.0	55.660	81.94	0.654	18:18:35.315
8 -	18.637	22.298	108.2	18.800	39.6	59.735	76.35	4.729	18:19:35.050
9 -	OUTLAP	22.197	105.6	16.220	99.2	1:49.072	41.81	54.066	18:21:24.122
10 -	18.486	22.175	105.5	15.479	100.0	56.140	81.24	1.134	18:22:20.262
11 -	18.316	21.820	105.6	15.607	99.7	55.743	81.82	0.737	18:23:16.005
12 -	18.284	21.855	107.7	15.506	100.6	55.645	81.96	0.639	18:24:11.650
13 -	18.357	22.037	107.8	15.812	100.6	56.206	81.14	1.200	18:25:07.856
14 -	18.191	21.738	106.3	15.533	100.4	55.462	82.23	0.456	18:26:03.318
15 -	18.061	22.430	106.3	15.517	99.7	56.008	81.43	1.002	18:26:59.326

Weather / Track : Bright / Dry

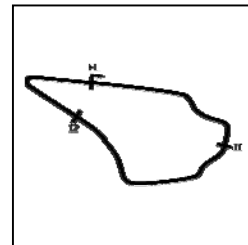
Knockhill
 Circuit Length = 1.2669 miles
 Start: 18:11 Flag 18:31 End: 18:32

MCRCB BULLETIN TK181

2017 MCE British Superbike Championship - Round 4

2017 HEL Performance British Motostar Championship

QUALIFYING - SECTOR ANALYSIS



SECTOR 1 = FL to I1, SECTOR 2 = I1 to I2, SECTOR 3 = I2 to FL, DIFF = Difference To Personal Best Lap, P = Crossed Finish Line in Pit Lane, D = Time Disallowed

16 -	18.079	24.081	101.0	16.085	100.1	58.245	78.30	3.239	18:27:57.571
17 -	18.054	21.871	106.8	16.001	100.7	55.926	81.55	0.920	18:28:53.497
18 -	17.949	21.633	107.7	15.667	100.4	55.249 (3)	82.55	0.243	18:29:48.746
19 -	18.131	21.542	107.2	15.333	100.1	55.006 (1)	82.92		18:30:43.752
20 -	18.053	21.507	106.1	15.558	99.2	55.118 (2)	82.75	0.112	18:31:38.870

P20 20		Joel MARKLUND		KTM - Marklund Solutions / SP125					
IDEAL LAP TIME : 54.813		BEST LAP TIME : 55.070		DIFFERENCE : 0.257					
LAP	SECTOR 1	SECTOR 2	SECTOR 3	LAP TIME	MPH	DIFF	TIME OF DAY		
1 -	OUTLAP	22.789	112.7	15.676	106.3		18:12:33.491		
2 -	19.238	21.958	112.9	15.496	106.8	56.692	80.45	1.622	18:13:30.183
3 -	18.368	22.002	112.7	15.502	105.8	55.872	81.63	0.802	18:14:26.055
4 -	18.735	22.117	112.4	15.926	105.1	56.778	80.33	1.708	18:15:22.833
5 -	18.537	22.794	110.9	15.385	106.1	56.716	80.42	1.646	18:16:19.549
6 -	18.205	22.021	111.1	15.474	105.8	55.700	81.88	0.630	18:17:15.249
7 -	18.301	21.827	110.9	15.430	106.0	55.558	82.09	0.488	18:18:10.807
8 -	18.028	21.784	111.6	15.258	105.8	55.070 (1)	82.82		18:19:05.877
9 -	18.210	21.746	111.1	15.373	105.3	55.329	82.43	0.259	18:20:01.206
10 -	18.529	22.064	109.4	24.036	31.6	1:04.629	70.57	9.559	18:21:05.835
11 -	OUTLAP	22.989	111.1	15.569	105.3	2:03.379	36.96	1:08.309	18:23:09.214
12 -	18.253	21.722	111.6	15.378	105.5	55.353	82.40	0.283	18:24:04.567
13 -	18.108	21.835	111.1	15.335	106.1	55.278	82.51	0.208	18:24:59.845
14 -	18.368	21.545	112.0	15.281	105.5	55.194	82.63	0.124	18:25:55.039
15 -	18.173	21.583	112.0	15.462	106.0	55.218	82.60	0.148	18:26:50.257
16 -	18.245	22.349	110.7	15.389	105.5	55.983	81.47	0.913	18:27:46.240
17 -	18.010	21.719	111.2	15.359	105.0	55.088 (2)	82.79	0.018	18:28:41.328
18 -	18.337	22.118	107.8	15.830	105.1	56.285	81.03	1.215	18:29:37.613
19 -	18.178	21.625	112.0	15.343	105.5	55.146 (3)	82.70	0.076	18:30:32.759
20 -	18.164	21.700	110.7	15.439	105.0	55.303	82.47	0.233	18:31:28.062
21 -	18.182	21.777	110.1	15.477	105.8	55.436	82.27	0.366	18:32:23.498

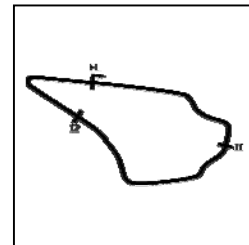
P21 30 S		Max COOK		Honda NSF - Wilson Racing					
IDEAL LAP TIME : 54.942		BEST LAP TIME : 55.247		DIFFERENCE : 0.305					
LAP	SECTOR 1	SECTOR 2	SECTOR 3	LAP TIME	MPH	DIFF	TIME OF DAY		
1 -	OUTLAP	24.551	104.0	16.851	98.6		18:12:42.679		
2 -	20.088	23.005	106.5	16.064	101.0	59.157	77.10	3.910	18:13:41.836
3 -	19.120	22.379	107.7	15.809	100.9	57.308	79.58	2.061	18:14:39.144
4 -	18.617	22.177	108.4	15.949	101.8	56.743	80.38	1.496	18:15:35.887
5 -	18.806	22.391	109.6	16.308	101.8	57.505	79.31	2.258	18:16:33.392
6 -	18.679	21.991	108.0	15.388	100.6	56.058	81.36	0.811	18:17:29.450
7 -	18.381	21.917	107.7	15.452	100.6	55.750	81.81	0.503	18:18:25.200
8 -	18.392	30.678	48.9	20.107	69.4	1:09.177	65.93	13.930	18:19:34.377
9 -	23.051	27.539	107.8	15.617	100.4	1:06.207	68.89	10.960	18:20:40.584
10 -	18.381	21.604	108.5	15.739	101.6	55.724	81.85	0.477	18:21:36.308
11 -	18.240	21.711	108.7	15.567	101.2	55.518 (3)	82.15	0.271	18:22:31.826
12 -	18.128	21.860	109.2	16.581	99.2	56.569	80.62	1.322	18:23:28.395
13 -	18.397	21.426	109.1	15.431	101.3	55.254 (2)	82.54	0.007	18:24:23.649
14 -	18.212	23.449	79.4	19.696	34.1	1:01.357	74.33	6.110	18:25:25.006
15 -	OUTLAP	30.240	70.4	16.684	99.2	2:22.549	31.99	1:27.302	18:27:47.555
16 -	18.411	22.230	106.6	15.901	99.1	56.542	80.66	1.295	18:28:44.097
17 -	19.068	24.114	89.4	16.806	99.5	59.988	76.03	4.741	18:29:44.085
18 -	18.422	21.843	107.3	15.527	100.9	55.792	81.75	0.545	18:30:39.877
19 -	18.170	21.608	107.5	15.469	100.3	55.247 (1)	82.55		18:31:35.124

P22 55 S		Jack SCOTT		Honda NSF - J J Racing					
IDEAL LAP TIME : 55.277		BEST LAP TIME : 55.277		DIFFERENCE : 0.000					
LAP	SECTOR 1	SECTOR 2	SECTOR 3	LAP TIME	MPH	DIFF	TIME OF DAY		
1 -	OUTLAP	23.701	101.5	16.762	98.8		18:14:59.388		
2 -	19.623	22.625	103.0	16.139	100.1	58.387	78.11	3.110	18:15:57.775
3 -	19.105	22.619	102.4	16.170	100.0	57.894	78.78	2.617	18:16:55.669
4 -	18.803	22.215	102.9	16.200	98.6	57.218	79.71	1.941	18:17:52.887
5 -	18.647	22.015	106.3	15.780	100.3	56.442	80.81	1.165	18:18:49.329

Weather / Track : Bright / Dry

Knockhill
Circuit Length = 1.2669 miles
Start: 18:11 Flag 18:31 End: 18:32

QUALIFYING - SECTOR ANALYSIS



SECTOR 1 = FL to I1, SECTOR 2 = I1 to I2, SECTOR 3 = I2 to FL, DIFF = Difference To Personal Best Lap, P = Crossed Finish Line in Pit Lane, D = Time Disallowed

6 -	18.975	22.163	103.5	15.782	99.5	56.920	80.13	1.643	18:19:46.249
7 -	18.423	21.848	104.6	15.805	100.0	56.076	81.33	0.799	18:20:42.325
8 -	18.291	21.765	105.1	15.850	100.0	55.906	81.58	0.629	18:21:38.231
9 -	18.144	21.479	105.1	15.654	99.8	55.277 (1)	82.51		18:22:33.508
10 -	18.279	21.697	105.0	15.748	98.9	55.724 (2)	81.85	0.447	18:23:29.232
11 -	18.399	21.780	104.8	15.738	99.7	55.917	81.56	0.640	18:24:25.149
12 -	18.317	21.635	105.3	15.840	99.4	55.792	81.75	0.515	18:25:20.941
13 -	18.441	23.552	77.0	23.473	36.9	1:05.466	69.67	10.189	18:26:26.407
14 -	OUTLAP	24.338	80.9	16.604	99.5	1:31.563	49.81	36.286	18:27:57.970
15 -	18.419	21.713	105.6	16.044	98.9	56.176	81.19	0.899	18:28:54.146
16 -	18.261	21.837	105.1	15.689	99.2	55.787 (3)	81.75	0.510	18:29:49.933
17 -	18.455	21.771	104.5	15.839	99.7	56.065	81.35	0.788	18:30:45.998
18 -	18.241	21.883	104.3	15.743	99.5	55.867	81.64	0.590	18:31:41.865

P23	56 S	Charlie ATKINS	Honda NSF - Wilson Racing					
IDEAL LAP TIME : 55.667		BEST LAP TIME : 55.890		DIFFERENCE : 0.223				

LAP	SECTOR 1	SECTOR 2	SECTOR 3	LAP TIME	MPH	DIFF	TIME OF DAY		
1 -	OUTLAP	24.835	105.6	16.593	102.1		18:12:42.974		
2 -	20.018	23.236	108.7	15.884	104.3	59.138	77.12	3.248	18:13:42.112
3 -	19.224	22.623	109.2	15.673	103.5	57.520	79.29	1.630	18:14:39.632
4 -	18.718	22.712	108.7	15.956	103.7	57.386	79.48	1.496	18:15:37.018
5 -	18.839	22.624	110.3	16.133	104.2	57.596	79.19	1.706	18:16:34.614
6 -	19.077	22.493	110.3	16.006	102.2	57.576	79.21	1.686	18:17:32.190
7 -	18.896	22.470	109.4	15.656	102.6	57.022	79.98	1.132	18:18:29.212
8 -	18.706	22.617	108.4	15.657	102.7	56.980	80.04	1.090	18:19:26.192
9 -	18.552	22.263	110.1	16.093	103.5	56.908	80.14	1.018	18:20:23.100
10 -	18.648	22.260	109.4	15.626	103.0	56.534	80.67	0.644	18:21:19.634
11 -	18.533	22.102	109.8	15.693	102.7	56.328 (3)	80.97	0.438	18:22:15.962
12 -	18.780	22.249	109.8	15.832	101.2	56.861	80.21	0.971	18:23:12.823
13 -	18.570	22.077	110.3	15.685	103.0	56.332	80.96	0.442	18:24:09.155
14 -	19.424	23.097	97.3	16.506	103.7	59.027	77.27	3.137	18:25:08.182
15 -	18.556	21.834	110.1	15.500	102.9	55.890 (1)	81.60		18:26:04.072
16 -	18.333	22.039	110.3	16.014	103.5	56.386	80.89	0.496	18:27:00.458
17 -	19.277	23.068	107.3	16.208	102.2	58.553	77.89	2.663	18:27:59.011
18 -	18.744	22.420	107.5	16.060	103.4	57.224	79.70	1.334	18:28:56.235
19 -	18.545	25.444	67.3	20.726	45.6	1:04.715	70.47	8.825	18:30:00.950
20 -	OUTLAP	22.616	108.2	16.048	102.7	1:10.048	65.11	14.158	18:31:10.998
21 -	18.488	21.899	109.6	15.616	101.6	56.003 (2)	81.44	0.113	18:32:07.001

P24	54	Sam BURMAN	KTM - TeamWNT / Burman Racing					
IDEAL LAP TIME : 55.733		BEST LAP TIME : 55.957		DIFFERENCE : 0.224				

LAP	SECTOR 1	SECTOR 2	SECTOR 3	LAP TIME	MPH	DIFF	TIME OF DAY		
1 -	OUTLAP	22.779	113.3	15.869	107.3		18:12:32.387		
2 -	19.191	22.154	114.3	15.502	107.5	56.847	80.23	0.890	18:13:29.234
3 -	18.509	22.116	114.5	15.991	107.0	56.616	80.56	0.659	18:14:25.850
4 -	18.637	22.199	113.7	15.837	107.8	56.673	80.48	0.716	18:15:22.523
5 -	19.079	23.713	112.7	15.450	107.0	58.242	78.31	2.285	18:16:20.765
6 -	18.539	22.005	114.9	15.715	107.3	56.259	81.07	0.302	18:17:17.024
7 -	18.467	22.119	113.7	15.466	107.5	56.052 (2)	81.37	0.095	18:18:13.076
8 -	18.369	22.119	113.9	15.469	107.0	55.957 (1)	81.51		18:19:09.033
9 -	18.452	22.121	113.7	15.522	107.2	56.095 (3)	81.31	0.138	18:20:05.128
10 -	18.461	21.914	114.1	16.000	106.3	56.375	80.90	0.418	18:21:01.503
11 -	18.478	22.227	112.9	15.735	107.3	56.440	80.81	0.483	18:21:57.943
12 -	19.210	23.369	110.7	19.043	46.3	1:01.622	74.01	5.665	18:22:59.565
13 -	OUTLAP	24.374	111.2	15.960	107.2	2:11.944	34.56	1:15.987	18:25:11.509
14 -	18.863	22.304	114.5	15.654	106.1	56.821	80.27	0.864	18:26:08.330

P25	45 S	Scott SWANN	Honda NSF - Swann Racing					
IDEAL LAP TIME : 56.240		BEST LAP TIME : 56.240		DIFFERENCE : 0.000				

LAP	SECTOR 1	SECTOR 2	SECTOR 3	LAP TIME	MPH	DIFF	TIME OF DAY		
1 -	OUTLAP	24.268	102.9	16.307	97.6		18:12:38.334		
2 -	20.087	23.026	103.5	16.158	97.2	59.271	76.95	3.031	18:13:37.605

Weather / Track : Bright / Dry

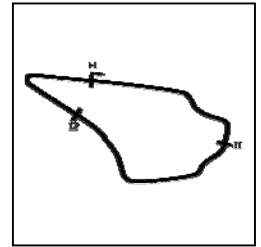
Knockhill
Circuit Length = 1.2669 miles
Start: 18:11 Flag 18:31 End: 18:32

MCRCB BULLETIN TK181

2017 MCE British Superbike Championship - Round 4

2017 HEL Performance British Motostar Championship

QUALIFYING - SECTOR ANALYSIS



SECTOR 1 = FL to I1, SECTOR 2 = I1 to I2, SECTOR 3 = I2 to FL, DIFF = Difference To Personal Best Lap, P = Crossed Finish Line in Pit Lane, D = Time Disallowed

3 -	19.132	22.552	105.8	16.090	99.5	57.774	78.94	1.534	18:14:35.379
4 -	19.539	23.092	103.8	16.885	97.5	59.516	76.63	3.276	18:15:34.895
5 -	18.981	22.734	106.8	16.126	98.9	57.841	78.85	1.601	18:16:32.736
6 -	18.647	22.470	104.3	15.859	99.4	56.976	80.05	0.736	18:17:29.712
7 -	18.697	22.496	106.3	15.771	98.3	56.964	80.07	0.724	18:18:26.676
8 -	18.641	22.423	105.3	15.763	99.8	56.827	80.26	0.587	18:19:23.503
9 -	18.675	22.253	105.0	15.769	97.8	56.697	80.44	0.457	18:20:20.200
10 -	18.734	22.529	104.6	16.131	98.2	57.394	79.47	1.154	18:21:17.594
11 -	18.858	22.398	104.6	15.779	97.9	57.035	79.97	0.795	18:22:14.629
12 -	18.824	22.587	104.6	15.601	98.3	57.012	80.00	0.772	18:23:11.641
13 -	18.819	22.511	104.5	15.831	98.2	57.161	79.79	0.921	18:24:08.802
14 -	19.269	23.663	101.5	16.498	99.1	59.430	76.74	3.190	18:25:08.232
15 -	18.685	22.241	105.5	15.655	98.8	56.581 (3)	80.61	0.341	18:26:04.813
16 -	18.481	22.174	105.1	15.585	99.5	56.240 (1)	81.10		18:27:01.053
17 -	19.474	23.348	105.0	16.047	99.8	58.869	77.47	2.629	18:27:59.922
18 -	18.557	22.338	105.6	15.943	98.8	56.838	80.24	0.598	18:28:56.760
19 -	18.501	22.422	104.2	15.688	98.3	56.611	80.56	0.371	18:29:53.371
20 -	18.657	22.488	104.2	15.688	98.2	56.833	80.25	0.593	18:30:50.204
21 -	18.486	22.187	104.3	15.654	98.1	56.327 (2)	80.97	0.087	18:31:46.531

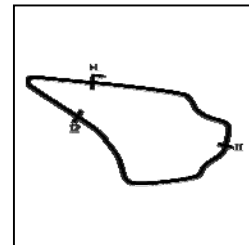
P26	95 S	Ross TURNER				Honda NSF - RedRat Racing			
IDEAL LAP TIME : 56.397		BEST LAP TIME : 56.540		DIFFERENCE : 0.143					
LAP	SECTOR 1	SECTOR 2	SECTOR 3	LAP TIME	MPH	DIFF	TIME OF DAY		
1 -	OUTLAP	24.112	105.8	17.216	97.8		18:13:35.190		
2 -	19.966	23.699	106.0	16.341	100.9	1:00.006	76.01	3.466	18:14:35.196
3 -	19.539	23.284	108.7	16.051	101.8	58.874	77.47	2.334	18:15:34.070
4 -	19.255	23.169	107.2	16.708	103.4	59.132	77.13	2.592	18:16:33.202
5 -	19.502	22.645	108.9	16.779	99.7	58.926	77.40	2.386	18:17:32.128
6 -	19.198	22.595	108.7	16.264	99.7	58.057	78.56	1.517	18:18:30.185
7 -	18.830	22.665	108.0	16.183	100.4	57.678	79.07	1.138	18:19:27.863
8 -	18.823	23.216	106.0	16.680	98.8	58.719	77.67	2.179	18:20:26.582
9 -	19.445	22.312	108.2	16.439	99.1	58.196	78.37	1.656	18:21:24.778
10 -	18.756	22.179	109.4	16.119	101.5	57.054 (2)	79.94	0.514	18:22:21.832
11 -	19.483	23.125	108.5	18.942	42.0	1:01.550	74.10	5.010	18:23:23.382
12 -	OUTLAP	22.741	107.5	15.973	98.3	1:49.265	41.74	52.725	18:25:12.647
13 -	18.980	22.745	108.4	16.336	98.8	58.061	78.55	1.521	18:26:10.708
14 -	18.957	22.871	106.6	16.278	100.0	58.106	78.49	1.566	18:27:08.814
15 -	18.714	22.864	107.3	15.861	101.8	57.439	79.40	0.899	18:28:06.253
16 -	18.668	22.489	107.5	16.069	100.0	57.226	79.70	0.686	18:29:03.479
17 -	18.487	22.322	108.5	15.731	101.6	56.540 (1)	80.67		18:30:00.019
18 -	18.788	22.327	109.8	15.960	101.0	57.075 (3)	79.91	0.535	18:30:57.094
19 -	18.794	22.736	109.8	15.794	99.8	57.324	79.56	0.784	18:31:54.418

P27	16 S	Connall COURTNEY				Honda NSF - Mototech CCR			
IDEAL LAP TIME : 56.677		BEST LAP TIME : 56.890		DIFFERENCE : 0.213					
LAP	SECTOR 1	SECTOR 2	SECTOR 3	LAP TIME	MPH	DIFF	TIME OF DAY		
1 -	OUTLAP	26.148	101.0	17.356	97.5		18:13:20.577		
2 -	20.738	24.273	104.0	16.912	98.9	1:01.923	73.65	5.033	18:14:22.500
3 -	19.753	23.486	104.0	17.228	96.4	1:00.467	75.43	3.577	18:15:22.967
4 -	19.658	23.394	106.8	17.269	97.3	1:00.321	75.61	3.431	18:16:23.288
5 -	20.218	23.946	107.0	16.228	99.8	1:00.392	75.52	3.502	18:17:23.680
6 -	19.031	22.825	105.0	16.260	99.4	58.116	78.48	1.226	18:18:21.796
7 -	18.990	22.574	106.0	16.426	99.2	57.990	78.65	1.100	18:19:19.786
8 -	18.796	22.559	105.3	16.226	99.4	57.581 (3)	79.21	0.691	18:20:17.367
9 -	18.705	22.638	106.8	19.636	30.9	1:00.979	74.79	4.089	18:21:18.346
10 -	OUTLAP	23.173	106.3	16.292	99.8	3:42.925	20.46	2:46.035	18:25:01.271
11 -	19.136	22.659	106.0	16.078	99.1	57.873	78.81	0.983	18:25:59.144
12 -	18.576	22.866	105.0	16.074	99.4	57.516 (2)	79.30	0.626	18:26:56.660
13 -	18.429	22.451	105.0	16.010	99.4	56.890 (1)	80.17		18:27:53.550

Weather / Track : Bright / Dry

Knockhill
Circuit Length = 1.2669 miles
Start: 18:11 Flag 18:31 End: 18:32

QUALIFYING - SECTOR ANALYSIS



SECTOR 1 = FL to I1, SECTOR 2 = I1 to I2, SECTOR 3 = I2 to FL, DIFF = Difference To Personal Best Lap, P = Crossed Finish Line in Pit Lane, D = Time Disallowed

P28		9 S		Rishon HICKEY		Honda NSF - Cresswell Racing			
IDEAL LAP TIME : 56.984		BEST LAP TIME : 56.993		DIFFERENCE : 0.009					
LAP	SECTOR 1	SECTOR 2	SECTOR 3	LAP TIME	MPH	DIFF	TIME OF DAY		
1 -	OUTLAP	24.054	102.1	16.817	95.5		18:12:39.640		
2 -	19.905	22.970	103.0	16.151	97.6	59.026	77.27	2.033	18:13:38.666
3 -	19.356	22.835	102.1	16.152	97.5	58.343	78.17	1.350	18:14:37.009
4 -	19.234	22.869	105.6	16.439	98.2	58.542	77.91	1.549	18:15:35.551
5 -	19.568	22.768	104.5	16.204	98.1	58.540	77.91	1.547	18:16:34.091
6 -	19.183	22.478	105.1	16.317	97.1	57.978	78.66	0.985	18:17:32.069
7 -	19.421	22.900	104.2	16.256	96.5	58.577	77.86	1.584	18:18:30.646
8 -	19.425	23.551	101.5	16.162	96.6	59.138	77.12	2.145	18:19:29.784
9 -	19.323	22.981	101.0	16.246	96.1	58.550	77.90	1.557	18:20:28.334
10 -	19.001	22.443	102.4	16.184	96.8	57.628	79.14	0.635	18:21:25.962
11 -	19.097	22.464	103.0	16.224	96.1	57.785	78.93	0.792	18:22:23.747
12 -	18.946	22.393	105.3	16.178	97.2	57.517	79.30	0.524	18:23:21.264
13 -	19.349	23.208	103.4	16.952	96.0	59.509	76.64	2.516	18:24:20.773
14 -	19.511	23.390	100.9	16.161	96.6	59.062	77.22	2.069	18:25:19.835
15 -	18.814	22.746	102.4	15.985	96.8	57.545	79.26	0.552	18:26:17.380
16 -	19.077	23.317	101.3	16.141	96.0	58.535	77.92	1.542	18:27:15.915
17 -	18.724	22.595	101.8	16.132	96.0	57.451 (3)	79.39	0.458	18:28:13.366
18 -	18.835	22.556	101.9	16.359	96.0	57.750	78.98	0.757	18:29:11.116
19 -	18.878	22.373	102.9	16.044	96.8	57.295 (2)	79.60	0.302	18:30:08.411
20 -	18.953	23.045	100.1	16.251	95.8	58.249	78.30	1.256	18:31:06.660
21 -	18.660	22.339	101.8	15.994	95.7	56.993 (1)	80.02		18:32:03.653

P29		89 S		T. Fox MORETON		Honda NSF - Banks Racing / Moto Engineering			
IDEAL LAP TIME : 56.873		BEST LAP TIME : 57.132		DIFFERENCE : 0.259					
LAP	SECTOR 1	SECTOR 2	SECTOR 3	LAP TIME	MPH	DIFF	TIME OF DAY		
1 -	OUTLAP	25.956	103.2	17.467	99.4		18:12:43.751		
2 -	19.983	23.827	106.1	16.309	101.8	1:00.119	75.86	2.987	18:13:43.870
3 -	19.244	24.098	108.0	16.281	101.6	59.623	76.49	2.491	18:14:43.493
4 -	18.874	23.227	106.5	16.185	101.5	58.286	78.25	1.154	18:15:41.779
5 -	19.056	23.074	106.5	16.162	101.8	58.292	78.24	1.160	18:16:40.071
6 -	18.875	22.920	106.5	16.120	101.8	57.915	78.75	0.783	18:17:37.986
7 -	18.660	22.537	106.5	15.935	101.3	57.132 (1)	79.83		18:18:35.118
8 -	18.632	22.421	107.7	18.127	89.1	59.180	77.07	2.048	18:19:34.298
9 -	20.313	24.633	92.9	23.761	31.3	1:08.707	66.38	11.575	18:20:43.005
10 -	OUTLAP	22.569	107.0	15.989	100.7	1:40.035	45.59	42.903	18:22:23.040
11 -	18.883	22.824	109.4	16.627	101.6	58.334	78.18	1.202	18:23:21.374
12 -	19.072	22.879	108.0	16.514	100.1	58.465	78.01	1.333	18:24:19.839
13 -	18.722	23.026	106.5	15.933	101.9	57.681	79.07	0.549	18:25:17.520
14 -	18.773	22.756	104.6	16.804	101.2	58.333	78.19	1.201	18:26:15.853
15 -	18.559	22.796	106.5	16.819	101.3	58.174	78.40	1.042	18:27:14.027
16 -	18.671	22.848	106.3	15.954	100.7	57.473	79.36	0.341	18:28:11.500
17 -	18.749	22.695	107.3	16.228	100.6	57.672	79.08	0.540	18:29:09.172
18 -	19.015	22.812	106.6	16.439	99.4	58.266	78.28	1.134	18:30:07.438
19 -	18.731	22.518	106.6	16.064	100.6	57.313 (3)	79.58	0.181	18:31:04.751
20 -	18.737	22.606	105.6	15.893	100.3	57.236 (2)	79.68	0.104	18:32:01.987

P30		99		Stephen CAMPBELL		Honda - Campbell Racing			
IDEAL LAP TIME : 57.496		BEST LAP TIME : 57.674		DIFFERENCE : 0.178					
LAP	SECTOR 1	SECTOR 2	SECTOR 3	LAP TIME	MPH	DIFF	TIME OF DAY		
1 -	OUTLAP	23.967	104.5	17.179	97.6		18:12:40.333		
2 -	19.762	22.970	105.0	16.394	98.6	59.126	77.14	1.452	18:13:39.459
3 -	19.194	22.649	105.3	16.201	98.2	58.044 (3)	78.58	0.370	18:14:37.503
4 -	18.996	22.531	105.8	16.422	97.8	57.949 (2)	78.70	0.275	18:15:35.452
5 -	18.955	22.340	107.8	16.379	98.8	57.674 (1)	79.08		18:16:33.126
6 -	19.205	22.761	101.6	18.719	41.2	1:00.685	75.16	3.011	18:17:33.811

Weather / Track : Bright / Dry

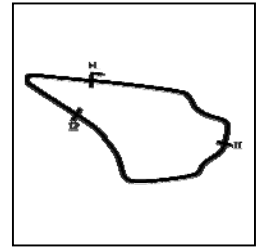
Knockhill
Circuit Length = 1.2669 miles
Start: 18:11 Flag 18:31 End: 18:32

MCRCB BULLETIN TK181

2017 MCE British Superbike Championship - Round 4

2017 HEL Performance British Motostar Championship

QUALIFYING - SECTOR ANALYSIS



SECTOR 1 = FL to I1, SECTOR 2 = I1 to I2, SECTOR 3 = I2 to FL, DIFF = Difference To Personal Best Lap, P = Crossed Finish Line in Pit Lane, D = Time Disallowed

P31 48 S		Ewan POTTER				Honda NSF -			
IDEAL LAP TIME : 57.895		BEST LAP TIME : 57.999		DIFFERENCE : 0.104					
LAP	SECTOR 1	SECTOR 2		SECTOR 3		LAP TIME	MPH	DIFF	TIME OF DAY
1 -	OUTLAP	24.152	103.5	17.212	99.8				18:16:22.662
2 -	20.609	23.952	103.0	16.823	100.6	1:01.384	74.30	3.385	18:17:24.046
3 -	19.744	23.616	105.0	16.351	99.2	59.711	76.38	1.712	18:18:23.757
4 -	19.682	23.548	104.8	16.385	100.6	59.615	76.50	1.616	18:19:23.372
5 -	19.925	23.278	104.6	16.426	100.7	59.629	76.49	1.630	18:20:23.001
6 -	19.508	23.135	105.0	16.803	100.7	59.446	76.72	1.447	18:21:22.447
7 -	19.515	23.403	105.6	16.191	100.6	59.109	77.16	1.110	18:22:21.556
8 -	19.516	23.186	105.0	16.132	100.9	58.834	77.52	0.835	18:23:20.390
9 -	19.437	23.455	104.0	19.824	35.8	1:02.716	72.72	4.717	18:24:23.106
10 -	OUTLAP	23.566	103.8	16.446	100.0	1:37.583	46.74	39.584	18:26:00.689
11 -	19.541	23.377	104.0	16.201	100.9	59.119	77.15	1.120	18:26:59.808
12 -	19.641	23.596	107.7	16.471	100.6	59.708	76.39	1.709	18:27:59.516
13 -	19.454	22.938	106.3	16.170	100.6	58.562 (3)	77.88	0.563	18:28:58.078
14 -	19.220	22.690	105.0	16.089	100.9	57.999 (1)	78.64		18:29:56.077
15 -	19.116	24.698	102.6	16.391	101.0	1:00.205	75.75	2.206	18:30:56.282
16 -	19.303	22.924	106.0	16.157	100.6	58.384 (2)	78.12	0.385	18:31:54.666

MCRCB BULLETIN TK182**2017 MCE British Superbike Championship - Round 4****2017 HEL Performance British Motostar Championship****QUALIFYING - BEST SPEEDS**

POS	INTERMEDIATE 1			INTERMEDIATE 2			FINISH LINE		
	NO	NAME	MPH	NO	NAME	MPH	NO	NAME	MPH
1				6	TAYLOR	117.5	15	McMANUS	109.6
2				79	STACEY	116.3	69	BOOTH-AMOS	109.2
3				15	McMANUS	115.9	47	ARCHER	109.2
4				69	BOOTH-AMOS	115.5	6	TAYLOR	109.1
5				47	ARCHER	115.5	79	STACEY	108.7
6				54	BURMAN	114.9	54	BURMAN	107.8
7				35	LODGE	114.7	23	LLEWELLYN	107.2
8				3	KERR	114.5	20	MARKLUND	106.8
9				23	LLEWELLYN	114.5	35	LODGE	106.6
10				64	DURHAM	114.1	42	HOBSON	106.3
11				42	HOBSON	114.1	27	HODGE	106.1
12				52	BOERBOOM	113.9	3	KERR	106.0
13				27	HODGE	113.1	44	BEST	106.0
14				34	DELVES	113.1	64	DURHAM	105.8
15				20	MARKLUND	112.9	52	BOERBOOM	105.8
16				44	BEST	112.7	34	DELVES	105.0
17				12	RENDELL	112.4	17	CARNE	104.5
18				17	CARNE	111.1	12	RENDELL	104.3
19				56	ATKINS	110.3	56	ATKINS	104.3
20				25	BROUWERS	110.1	95	TURNER	103.4
21				95	TURNER	109.8	25	BROUWERS	102.2
22				19	RODRIGUEZ	109.6	89	MORETON	101.9
23				30	COOK	109.6	30	COOK	101.8
24				89	MORETON	109.4	19	RODRIGUEZ	101.2
25				2	STRUDWICK	108.2	2	STRUDWICK	101.0
26				99	CAMPBELL	107.8	48	POTTER	101.0
27				48	POTTER	107.7	55	SCOTT	100.3
28				16	COURTNEY	107.0	45	SWANN	99.8
29				45	SWANN	106.8	16	COURTNEY	99.8
30				55	SCOTT	106.3	99	CAMPBELL	98.8
31				9	HICKEY	105.6	9	HICKEY	98.2

Weather / Track : Bright / Dry

Results can be found at www.tsl-timing.com

Knockhill

Circuit Length = 1.2669 miles

Start: 18:11 Flag 18:31 End: 18:32

Printed - 18:37 Saturday, 17 June 2017

MCRCB BULLETIN TK183

2017 MCE British Superbike Championship - Round 4

2017 HEL Performance British Motostar Championship

QUALIFYING - BEST SECTORS

SECTOR 1			SECTOR 2			SECTOR 3			IDEAL / BEST COMPARISON						
POS	NO	NAME	TIME	NO	NAME	TIME	NO	NAME	TIME	POS	NO	NAME	IDEAL	BEST	DIFF
													PERFECT LAP	52.451	
1	69	BOOTH-AMOS	17.331	69	BOOTH-AMOS	20.486	69	BOOTH-AMOS	14.634	1	69	BOOTH-AMOS	52.451	52.553	0.102
2	15	McMANUS	17.374	15	McMANUS	20.769	15	McMANUS	14.703	2	15	McMANUS	52.846	52.985	0.139
3	12	RENDELL	17.465	47	ARCHER	20.773	47	ARCHER	14.971	3	47	ARCHER	53.329	53.409	0.080
4	47	ARCHER	17.585	35	LODGE	20.823	35	LODGE	15.017	4	35	LODGE	53.488	53.721	0.233
5	6	TAYLOR	17.587	6	TAYLOR	20.867	6	TAYLOR	15.052	5	6	TAYLOR	53.506	53.742	0.236
6	3	KERR	17.620	12	RENDELL	20.901	3	KERR	15.099	6	12	RENDELL	53.662	53.662	0.000
7	34	DELVES	17.646	27	HODGE	20.910	17	CARNE	15.158	7	3	KERR	53.839	54.053	0.214
8	35	LODGE	17.648	3	KERR	21.120	79	STACEY	15.159	8	27	HODGE	54.036	54.222	0.186
9	64	DURHAM	17.800	25	BROUWERS	21.126	23	LLEWELLYN	15.184	9	34	DELVES	54.133	54.332	0.199
10	27	HODGE	17.805	79	STACEY	21.152	42	HOBSON	15.225	10	79	STACEY	54.145	54.373	0.228
11	25	BROUWERS	17.812	64	DURHAM	21.230	34	DELVES	15.252	11	42	HOBSON	54.333	54.485	0.152
12	79	STACEY	17.834	34	DELVES	21.235	20	MARKLUND	15.258	12	23	LLEWELLYN	54.386	54.435	0.049
13	42	HOBSON	17.871	42	HOBSON	21.237	44	BEST	15.263	13	64	DURHAM	54.406	54.452	0.046
14	44	BEST	17.918	23	LLEWELLYN	21.249	12	RENDELL	15.296	14	25	BROUWERS	54.432	54.826	0.394
15	52	BOERBOOM	17.921	52	BOERBOOM	21.341	27	HODGE	15.321	15	44	BEST	54.533	54.731	0.198
16	19	RODRIGUEZ	17.938	44	BEST	21.352	52	BOERBOOM	15.333	16	52	BOERBOOM	54.595	54.673	0.078
17	2	STRUDWICK	17.949	30	COOK	21.426	2	STRUDWICK	15.333	17	2	STRUDWICK	54.789	55.006	0.217
18	23	LLEWELLYN	17.953	55	SCOTT	21.479	19	RODRIGUEZ	15.346	18	19	RODRIGUEZ	54.793	54.813	0.020
19	20	MARKLUND	18.010	2	STRUDWICK	21.507	64	DURHAM	15.376	19	17	CARNE	54.805	54.858	0.053
20	17	CARNE	18.105	19	RODRIGUEZ	21.509	30	COOK	15.388	20	20	MARKLUND	54.813	55.070	0.257
21	30	COOK	18.128	17	CARNE	21.542	54	BURMAN	15.450	21	30	COOK	54.942	55.247	0.305
22	55	SCOTT	18.144	20	MARKLUND	21.545	25	BROUWERS	15.494	22	55	SCOTT	55.277	55.277	0.000
23	56	ATKINS	18.333	56	ATKINS	21.834	56	ATKINS	15.500	23	56	ATKINS	55.667	55.890	0.223
24	54	BURMAN	18.369	54	BURMAN	21.914	45	SWANN	15.585	24	54	BURMAN	55.733	55.957	0.224
25	16	COURTNEY	18.429	45	SWANN	22.174	55	SCOTT	15.654	25	45	SWANN	56.240	56.240	0.000
26	45	SWANN	18.481	95	TURNER	22.179	95	TURNER	15.731	26	95	TURNER	56.397	56.540	0.143
27	95	TURNER	18.487	16	COURTNEY	22.238	89	MORETON	15.893	27	16	COURTNEY	56.677	56.890	0.213
28	89	MORETON	18.559	9	HICKEY	22.339	9	HICKEY	15.985	28	89	MORETON	56.873	57.132	0.259
29	9	HICKEY	18.660	99	CAMPBELL	22.340	16	COURTNEY	16.010	29	9	HICKEY	56.984	56.993	0.009
30	99	CAMPBELL	18.955	89	MORETON	22.421	48	POTTER	16.089	30	99	CAMPBELL	57.496	57.674	0.178
31	48	POTTER	19.116	48	POTTER	22.690	99	CAMPBELL	16.201	31	48	POTTER	57.895	57.999	0.104

Weather / Track : Bright / Dry

Results can be found at www.tsl-timing.com

Knockhill

Circuit Length = 1.2669 miles

Start: 18:11 Flag 18:31 End: 18:32

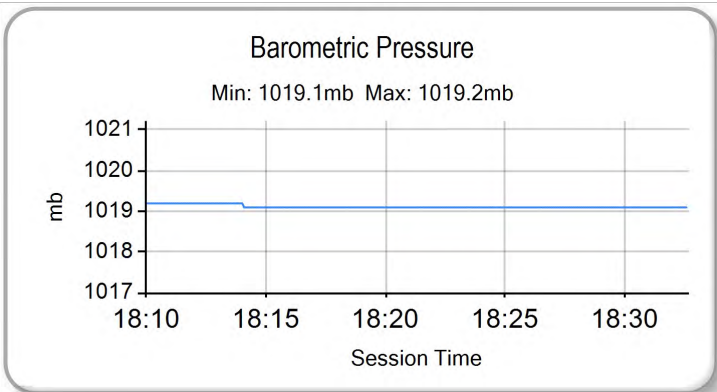
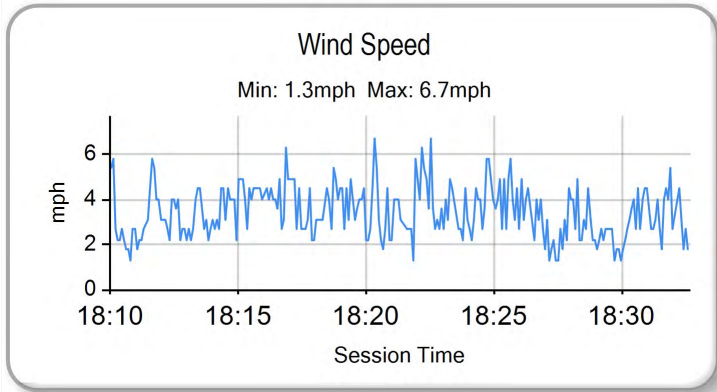
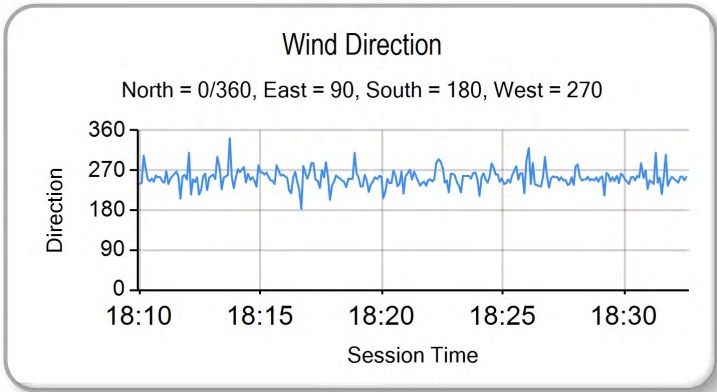
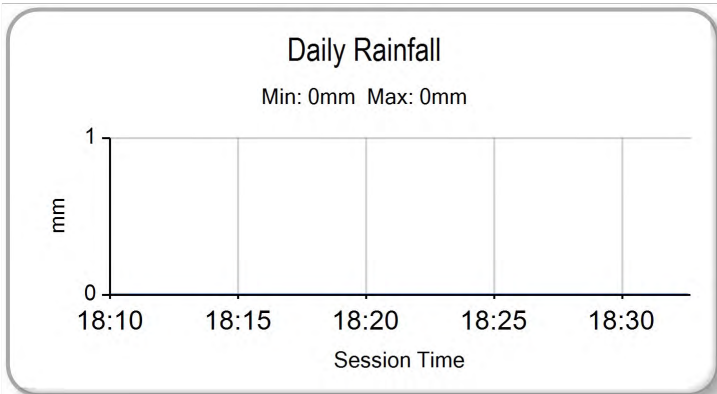
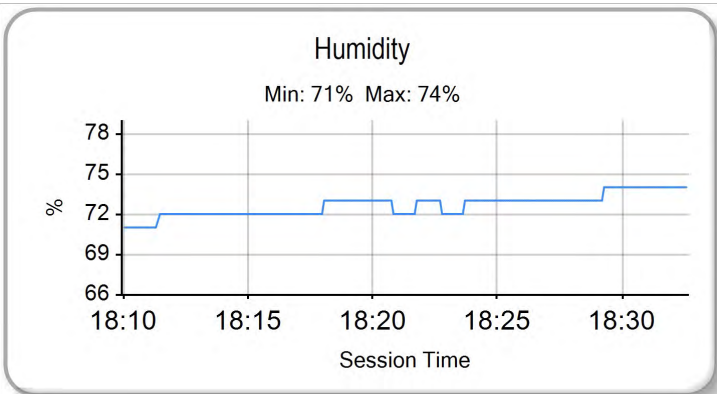
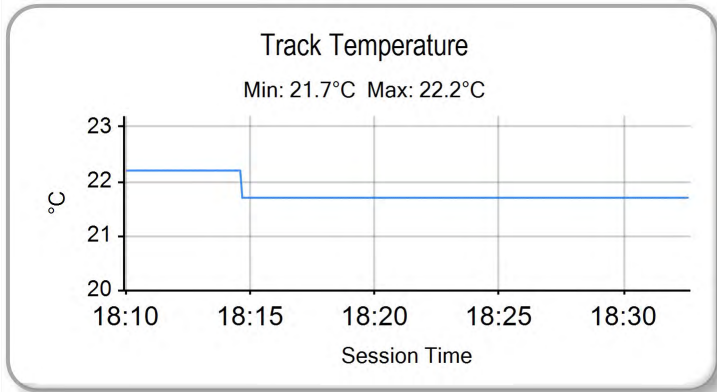
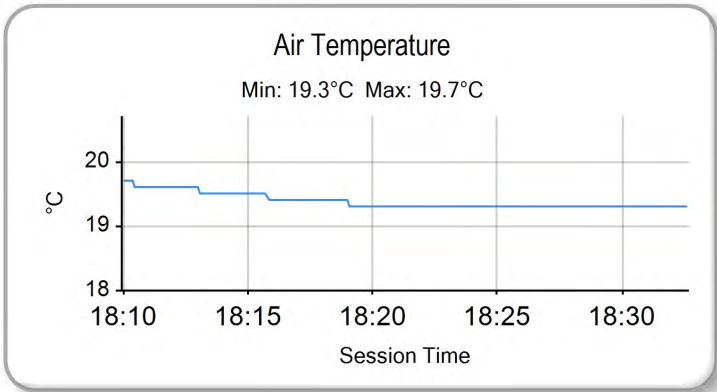
Printed - 18:37 Saturday, 17 June 2017

MCRCB BULLETIN TK184

2017 MCE British Superbike Championship - Round 4

2017 HEL Performance British Motostar Championship

QUALIFYING - WEATHER CONDITIONS



Weather / Track : Bright / Dry

Results can be found at www.tsl-timing.com

Knockhill
Circuit Length = 1.2669 miles
Start: 18:11 Flag 18:31 End: 18:32

Printed - 18:38 Saturday, 17 June 2017



ROW 11				31	48	Ewan POTTER	57.999						
ROW 10	30	99	Stephen CAMPBELL	57.674	29	89	T. Fox MORETON	57.132	28	9	Rishon HICKEY	56.993	
ROW 9		27	16	Connall COURTNEY	56.890	26	95	Ross TURNER	56.540	25	45	Scott SWANN	56.240
ROW 8	24	54	Sam BURMAN	55.957	23	56	Charlie ATKINS	55.890	22	55	Jack SCOTT	55.277	
ROW 7		21	30	Max COOK	55.247	20	20	Joel MARKLUND	55.070	19	2	Thomas STRUDWICK	55.006
ROW 6	18	17	Tom CARNE	54.858	17	25	Mike BROUWERS	54.826	16	19	Victor RODRIGUEZ	54.813	
ROW 5		15	44	Edmund BEST	54.731	14	52	Jorel BOERBOOM	54.673	13	42	James HOBSON	54.485
ROW 4	12	64	Asher DURHAM	54.452	11	23	Sam LLEWELLYN	54.435	10	79	Storm STACEY	54.373	
ROW 3		9	34	Liam DELVES	54.332	8	27	Josh HODGE	54.222	7	3	Richard KERR	54.053
ROW 2	6	6	Taz TAYLOR	53.742	5	35	Elliot LODGE	53.721	4	12	Edward RENDELL	53.662	
ROW 1		3	47	Jake ARCHER	53.409	2	15	Eugene McMANUS	52.985	1	69	Tom BOOTH-AMOS	52.553
												Pole	

Knockhill
Circuit Length = 1.2669 miles

These results are provisional until the conclusion of any judicial and technical matters.

Race Director :	Stewards :	Timekeeper :
-----------------	------------	--------------

Results can be found at www.britishsuperbike.com

Printed - 18:35 Saturday, 17 June 2017





POS	NO	CL	PIC NAME	ENTRY	TIME	ON	LAPS	GAP	DIFF	MPH
1	15		1 Eugene McMANUS	KTM - RS Racing / E15 Racing	53.824	9	9			84.74
2	69		2 Tom BOOTH-AMOS	KTM - City Lifting RS Racing	54.168	6	9	0.344	0.344	84.20
3	3		3 Richard KERR	KTM - North West Racing	54.211	9	9	0.387	0.043	84.13
4	6		4 Taz TAYLOR	KTM - GA Competition	54.337	8	9	0.513	0.126	83.94
5	47		5 Jake ARCHER	KTM - City Lifting RS Racing	54.354	4	9	0.530	0.017	83.91
6	79		6 Storm STACEY	Kalex - FPW Racing	54.677	9	9	0.853	0.323	83.41
7	42		7 James HOBSON	Mahindra - Microlise Cresswell Racing	55.024	9	9	1.200	0.347	82.89
8	52		8 Jorel BOERBOOM	Kalex KTM - Fireplace Warehouse	55.032	9	9	1.208	0.008	82.88
9	27		9 Josh HODGE	KTM - Team HPR	55.097	6	6	1.273	0.065	82.78
10	25		10 Mike BROUWERS	APG Moto - TEC7-Joma / Brouwersracingteam	55.185	8	9	1.361	0.088	82.65
11	64		11 Asher DURHAM	Mahindra - Cresswell Racing	55.226	9	9	1.402	0.041	82.58
12	19	S	1 Victor RODRIGUEZ	Honda NSF - GA Competition	55.664	5	9	1.840	0.438	81.94
13	30	S	2 Max COOK	Honda NSF - Wilson Racing	56.008	5	6	2.184	0.344	81.43
14	34		12 Liam DELVES	DR-Moto - Stauff Connect Academy / Dr-Moto	56.453	4	8	2.629	0.445	80.79
15	44		13 Edmund BEST	KTM - SymCirrus Motorsport	56.561	6	7	2.737	0.108	80.64
16	95	S	3 Ross TURNER	Honda NSF - RedRat Racing	57.221	7	8	3.397	0.660	79.71
17	45	S	4 Scott SWANN	Honda NSF - Swann Racing	57.431	8	8	3.607	0.210	79.41
18	54		14 Sam BURMAN	KTM - TeamWNT / Burman Racing	57.985	5	8	4.161	0.554	78.66
19	9	S	5 Rishon HICKEY	Honda NSF - Cresswell Racing	58.114	5	8	4.290	0.129	78.48
20	23		15 Sam LLEWELLYN	KTM - SymCirrus Motorsport	58.250	3	4	4.426	0.136	78.30
21	2	S	6 Thomas STRUDWICK	Honda NSF - Case Moto Rapido Moto3	58.797	5	6	4.973	0.547	77.57
22	89	S	7 T. Fox MORETON	Honda NSF - Banks Racing / Moto Engineering	59.484	5	7	5.660	0.687	76.67
23	12		16 Edward RENDELL	KTM - Banks Racing	59.806	2	3	5.982	0.322	76.26
24	56	S	8 Charlie ATKINS	Honda NSF - Wilson Racing	59.913	3	5	6.089	0.107	76.12
25	48	S	9 Ewan POTTER	Honda NSF -	1:02.913	4	4	9.089	3.000	72.49
26	99		17 Stephen CAMPBELL	Honda - Campbell Racing	1:05.429	2	2	11.605	2.516	69.71
27	17		18 Tom CARNE	Tigcraft - Neatafan / Tigcraft Racing	1:19.262	2	2	25.438	13.833	57.54

Weather / Track : Cloudy / Dry

These results are provisional until the conclusion of any judicial and technical matters.

Knockhill

Circuit Length = 1.2669 miles

Start: 08:50 Flag 08:58 End: 08:59

Race Director :	Stewards :	Timekeeper :
-----------------	------------	--------------

Results can be found at www.britishsuperbike.com

Printed - 08:59 Sunday, 18 June 2017

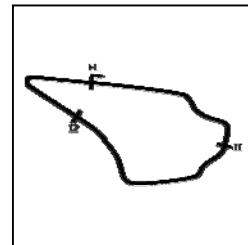


MCRCB BULLETIN TK208

2017 MCE British Superbike Championship - Round 4

2017 HEL Performance British Motostar Championship

WARM-UP - SECTOR ANALYSIS



SECTOR 1 = FL to I1, SECTOR 2 = I1 to I2, SECTOR 3 = I2 to FL, DIFF = Difference To Personal Best Lap, P = Crossed Finish Line in Pit Lane, D = Time Disallowed

P1 15 Eugene McMANUS		KTM - RS Racing / E15 Racing							
IDEAL LAP TIME : 53.771		BEST LAP TIME : 53.824		DIFFERENCE : 0.053					
LAP	SECTOR 1	SECTOR 2		SECTOR 3		LAP TIME	MPH	DIFF	TIME OF DAY
1 -	OUTLAP	23.835	111.1	15.929	107.8				08:51:25.598
2 -	18.314	22.078	114.3	15.214	108.4	55.606	82.02	1.782	08:52:21.204
3 -	17.870	21.628	114.3	15.082	109.2	54.580 (3)	83.56	0.756	08:53:15.784
4 -	17.781	21.530	114.5	14.986	108.7	54.297 (2)	84.00	0.473	08:54:10.081
5 -	18.212	22.128	114.3	15.454	107.2	55.794	81.74	1.970	08:55:05.875
6 -	18.722	22.262	114.7	15.282	108.5	56.266	81.06	2.442	08:56:02.141
7 -	18.036	21.529	114.3	15.189	109.1	54.754	83.30	0.930	08:56:56.895
8 -	17.896	21.185	116.9	15.582	107.2	54.663	83.44	0.839	08:57:51.558
9 -	17.735	21.050	115.9	15.039	108.5	53.824 (1)	84.74		08:58:45.382

P2 69 Tom BOOTH-AMOS		KTM - City Lifting RS Racing							
IDEAL LAP TIME : 54.160		BEST LAP TIME : 54.168		DIFFERENCE : 0.008					
LAP	SECTOR 1	SECTOR 2		SECTOR 3		LAP TIME	MPH	DIFF	TIME OF DAY
1 -	OUTLAP	26.479	92.6	17.647	105.0				08:51:12.842
2 -	19.595	22.891	111.8	15.483	106.8	57.969	78.68	3.801	08:52:10.811
3 -	19.135	22.029	112.5	15.099	107.2	56.263	81.06	2.095	08:53:07.074
4 -	18.555	21.490	113.9	14.875	108.5	54.920 (2)	83.05	0.752	08:54:01.994
5 -	18.471	21.744	114.1	14.920	107.7	55.135 (3)	82.72	0.967	08:54:57.129
6 -	18.264	21.021	115.1	14.883	108.0	54.168 (1)	84.20		08:55:51.297
7 -	18.446	21.728	114.3	14.964	107.3	55.138	82.72	0.970	08:56:46.435
8 -	18.412	21.844	113.1	15.966	107.0	56.222	81.12	2.054	08:57:42.657
9 -	18.353	21.781	112.7	15.260	105.0	55.394	82.33	1.226	08:58:38.051

P3 3 Richard KERR		KTM - North West Racing							
IDEAL LAP TIME : 53.983		BEST LAP TIME : 54.211		DIFFERENCE : 0.228					
LAP	SECTOR 1	SECTOR 2		SECTOR 3		LAP TIME	MPH	DIFF	TIME OF DAY
1 -	OUTLAP	23.539	112.5	16.304	105.0				08:51:04.832
2 -	18.692	22.028	112.9	15.712	105.5	56.432	80.82	2.221	08:52:01.264
3 -	18.108	21.992	113.7	15.561	105.3	55.661	81.94	1.450	08:52:56.925
4 -	18.081	21.630	112.9	15.309	105.6	55.020	82.89	0.809	08:53:51.945
5 -	17.900	21.798	113.9	15.274	106.0	54.972	82.97	0.761	08:54:46.917
6 -	17.925	21.290	113.7	15.115	106.5	54.330 (3)	83.95	0.119	08:55:41.247
7 -	17.739	21.396	112.5	15.151	105.6	54.286 (2)	84.02	0.075	08:56:35.533
8 -	19.507	23.742	100.7	16.620	104.8	59.869	76.18	5.658	08:57:35.402
9 -	17.937	21.129	112.4	15.145	105.8	54.211 (1)	84.13		08:58:29.613

P4 6 Taz TAYLOR		KTM - GA Competition							
IDEAL LAP TIME : 54.124		BEST LAP TIME : 54.337		DIFFERENCE : 0.213					
LAP	SECTOR 1	SECTOR 2		SECTOR 3		LAP TIME	MPH	DIFF	TIME OF DAY
1 -	OUTLAP	23.269	112.7	16.219	107.2				08:51:03.727
2 -	18.862	21.979	115.1	15.533	107.7	56.374	80.90	2.037	08:52:00.101
3 -	18.331	22.633	115.3	15.171	108.0	56.135	81.25	1.798	08:52:56.236
4 -	17.997	21.452	115.1	15.269	107.7	54.718 (3)	83.35	0.381	08:53:50.954
5 -	18.079	22.418	114.7	15.191	107.8	55.688	81.90	1.351	08:54:46.642
6 -	17.933	21.307	115.7	15.234	106.5	54.474 (2)	83.73	0.137	08:55:41.116
7 -	18.500	21.323	116.3	15.092	108.0	54.915	83.05	0.578	08:56:36.031
8 -	18.143	21.099	115.7	15.095	107.2	54.337 (1)	83.94		08:57:30.368
9 -	18.237	21.694	113.5	15.222	107.5	55.153	82.69	0.816	08:58:25.521

P5 47 Jake ARCHER		KTM - City Lifting RS Racing							
IDEAL LAP TIME : 53.951		BEST LAP TIME : 54.354		DIFFERENCE : 0.403					
LAP	SECTOR 1	SECTOR 2		SECTOR 3		LAP TIME	MPH	DIFF	TIME OF DAY
1 -	OUTLAP	23.610	113.1	16.116	109.1				08:51:05.415
2 -	19.216	22.097	114.3	15.482	108.7	56.795	80.30	2.441	08:52:02.210
3 -	18.595	21.596	116.9	15.474	109.4	55.665	81.93	1.311	08:52:57.875
4 -	18.041	21.143	115.3	15.170	109.8	54.354 (1)	83.91		08:53:52.229

Weather / Track : Cloudy / Dry

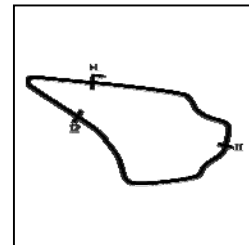
Knockhill
Circuit Length = 1.2669 miles
Start: 08:50 Flag 08:58 End: 08:59

MCRCB BULLETIN TK208

2017 MCE British Superbike Championship - Round 4

2017 HEL Performance British Motostar Championship

WARM-UP - SECTOR ANALYSIS



SECTOR 1 = FL to I1, SECTOR 2 = I1 to I2, SECTOR 3 = I2 to FL, DIFF = Difference To Personal Best Lap, P = Crossed Finish Line in Pit Lane, D = Time Disallowed

5 -	17.927	21.622	115.1	15.268	109.6	54.817	83.20	0.463	08:54:47.046
6 -	18.139	21.032	117.5	15.220	110.3	54.391 (2)	83.85	0.037	08:55:41.437
7 -	18.628	21.605	115.1	15.150	109.1	55.383	82.35	1.029	08:56:36.820
8 -	18.635	22.353	110.0	15.347	108.5	56.335	80.96	1.981	08:57:33.155
9 -	18.553	21.246	115.3	14.992	109.4	54.791 (3)	83.24	0.437	08:58:27.946

P6	79	Storm STACEY			Kalex - FPW Racing				
IDEAL LAP TIME : 54.601		BEST LAP TIME : 54.677		DIFFERENCE : 0.076					
LAP	SECTOR 1	SECTOR 2	SECTOR 3	LAP TIME	MPH	DIFF	TIME OF DAY		
1 -	OUTLAP	23.528	113.3	16.310	105.0		08:51:10.731		
2 -	19.459	23.422	114.3	15.599	107.7	58.480	77.99	3.803	08:52:09.211
3 -	19.106	22.160	115.1	15.472	108.0	56.738	80.38	2.061	08:53:05.949
4 -	18.676	21.838	115.1	15.279	108.5	55.793	81.75	1.116	08:54:01.742
5 -	18.976	22.461	115.5	15.307	108.2	56.744	80.38	2.067	08:54:58.486
6 -	18.338	21.508	115.9	15.164	107.7	55.010 (2)	82.91	0.333	08:55:53.496
7 -	18.483	21.931	115.3	15.131	108.4	55.545	82.11	0.868	08:56:49.041
8 -	18.099	21.502	116.7	15.520	108.4	55.121 (3)	82.74	0.444	08:57:44.162
9 -	18.120	21.371	117.5	15.186	108.0	54.677 (1)	83.41		08:58:38.839

P7	42	James HOBSON			Mahindra - Microlise Cresswell Racing				
IDEAL LAP TIME : 54.904		BEST LAP TIME : 55.024		DIFFERENCE : 0.120					
LAP	SECTOR 1	SECTOR 2	SECTOR 3	LAP TIME	MPH	DIFF	TIME OF DAY		
1 -	OUTLAP	23.874	109.1	16.406	104.3		08:51:06.845		
2 -	18.911	22.025	113.7	15.480	105.6	56.416	80.84	1.392	08:52:03.261
3 -	18.635	21.807	113.5	15.485	106.3	55.927	81.55	0.903	08:52:59.188
4 -	18.974	22.590	110.5	15.560	105.8	57.124	79.84	2.100	08:53:56.312
5 -	18.233	21.581	112.4	15.382	105.8	55.196 (3)	82.63	0.172	08:54:51.508
6 -	18.109	21.438	114.5	15.941	105.6	55.488	82.19	0.464	08:55:46.996
7 -	18.311	22.081	112.0	15.416	105.1	55.808	81.72	0.784	08:56:42.804
8 -	18.146	21.453	112.5	15.514	105.3	55.113 (2)	82.75	0.089	08:57:37.917
9 -	18.084	21.554	112.7	15.386	104.8	55.024 (1)	82.89		08:58:32.941

P8	52	Jorel BOERBOOM			Kalex KTM - Fireplace Warehouse				
IDEAL LAP TIME : 55.032		BEST LAP TIME : 55.032		DIFFERENCE : 0.000					
LAP	SECTOR 1	SECTOR 2	SECTOR 3	LAP TIME	MPH	DIFF	TIME OF DAY		
1 -	OUTLAP	23.468	110.7	15.940	105.1		08:51:06.369		
2 -	18.887	22.089	113.1	15.455	105.3	56.431	80.82	1.399	08:52:02.800
3 -	18.409	21.784	113.5	15.622	106.3	55.815	81.71	0.783	08:52:58.615
4 -	18.201	21.796	113.5	15.460	105.6	55.457	82.24	0.425	08:53:54.072
5 -	18.104	21.707	113.3	15.403	106.3	55.214 (3)	82.60	0.182	08:54:49.286
6 -	18.570	22.091	113.5	15.419	105.6	56.080	81.33	1.048	08:55:45.366
7 -	18.185	21.761	112.7	15.417	105.6	55.363	82.38	0.331	08:56:40.729
8 -	18.132	21.612	112.7	15.380	105.1	55.124 (2)	82.74	0.092	08:57:35.853
9 -	18.065	21.595	113.1	15.372	105.6	55.032 (1)	82.88		08:58:30.885

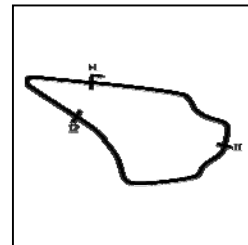
P9	27	Josh HODGE			KTM - Team HPR				
IDEAL LAP TIME : 54.936		BEST LAP TIME : 55.097		DIFFERENCE : 0.161					
LAP	SECTOR 1	SECTOR 2	SECTOR 3	LAP TIME	MPH	DIFF	TIME OF DAY		
1 -	OUTLAP	22.504	110.5	16.235	103.0		08:54:05.758		
2 -	18.546	22.098	111.1	15.792	103.2	56.436	80.81	1.339	08:55:02.194
3 -	18.558	21.718	112.0	15.710	103.7	55.986	81.46	0.889	08:55:58.180
4 -	18.287	21.452	113.3	15.776	104.3	55.515 (3)	82.16	0.418	08:56:53.695
5 -	18.063	21.591	112.5	15.582	103.8	55.236 (2)	82.57	0.139	08:57:48.931
6 -	18.160	21.291	113.3	15.646	103.2	55.097 (1)	82.78		08:58:44.028

P10	25	Mike BROUWERS			APG Moto - TEC7-Joma / Brouwersracingteam				
IDEAL LAP TIME : 55.008		BEST LAP TIME : 55.185		DIFFERENCE : 0.177					
LAP	SECTOR 1	SECTOR 2	SECTOR 3	LAP TIME	MPH	DIFF	TIME OF DAY		
1 -	OUTLAP	24.561	106.0	16.952	99.4		08:51:07.704		

Weather / Track : Cloudy / Dry

Knockhill
Circuit Length = 1.2669 miles
Start: 08:50 Flag 08:58 End: 08:59

WARM-UP - SECTOR ANALYSIS



SECTOR 1 = FL to I1, SECTOR 2 = I1 to I2, SECTOR 3 = I2 to FL, DIFF = Difference To Personal Best Lap, P = Crossed Finish Line in Pit Lane, D = Time Disallowed

2 -	19.324	22.578	106.5	16.376	99.8	58.278	78.26	3.093	08:52:05.982
3 -	18.746	22.331	107.0	16.035	100.4	57.112	79.86	1.927	08:53:03.094
4 -	18.414	21.871	107.7	15.856	100.9	56.141	81.24	0.956	08:53:59.235
5 -	18.739	22.105	107.5	15.820	101.5	56.664	80.49	1.479	08:54:55.899
6 -	18.393	21.786	107.0	15.773	101.2	55.952	81.51	0.767	08:55:51.851
7 -	18.148	21.952	110.5	15.615	101.3	55.715 (2)	81.86	0.530	08:56:47.566
8 -	18.010	21.473	110.3	15.702	101.0	55.185 (1)	82.65		08:57:42.751
9 -	18.466	21.731	110.9	15.525	100.7	55.722 (3)	81.85	0.537	08:58:38.473

P11 64		Asher DURHAM			Mahindra - Cresswell Racing				
IDEAL LAP TIME : 55.030		BEST LAP TIME : 55.226			DIFFERENCE : 0.196				
LAP	SECTOR 1	SECTOR 2		SECTOR 3		LAP TIME	MPH	DIFF	TIME OF DAY
1 -	OUTLAP	25.083	108.2	16.659	104.3				08:51:05.241
2 -	18.912	22.176	113.1	15.786	104.2	56.874	80.19	1.648	08:52:02.115
3 -	18.305	21.932	114.1	15.476	105.5	55.713	81.86	0.487	08:52:57.828
4 -	18.323	21.507	114.7	15.411	104.6	55.241 (2)	82.56	0.015	08:53:53.069
5 -	18.131	21.730	112.7	15.553	105.0	55.414 (3)	82.30	0.188	08:54:48.483
6 -	18.588	21.731	112.7	15.405	104.3	55.724	81.85	0.498	08:55:44.207
7 -	18.250	21.779	113.3	15.644	104.6	55.673	81.92	0.447	08:56:39.880
8 -	18.161	22.603	104.0	15.733	104.8	56.497	80.73	1.271	08:57:36.377
9 -	18.158	21.494	114.3	15.574	104.5	55.226 (1)	82.58		08:58:31.603

P12 19 S		Victor RODRIGUEZ			Honda NSF - GA Competition				
IDEAL LAP TIME : 55.535		BEST LAP TIME : 55.664			DIFFERENCE : 0.129				
LAP	SECTOR 1	SECTOR 2		SECTOR 3		LAP TIME	MPH	DIFF	TIME OF DAY
1 -	OUTLAP	23.505	105.3	16.226	99.7				08:51:04.540
2 -	18.698	22.172	107.2	15.732	99.8	56.602	80.58	0.938	08:52:01.142
3 -	18.439	22.822	108.0	16.127	100.1	57.388	79.47	1.724	08:52:58.530
4 -	18.518	22.104	108.7	15.675	99.7	56.297 (3)	81.01	0.633	08:53:54.827
5 -	18.260	21.781	107.8	15.623	100.3	55.664 (1)	81.94		08:54:50.491
6 -	18.196	22.160	110.3	15.913	99.8	56.269 (2)	81.05	0.605	08:55:46.760
7 -	21.546	24.364	108.5	15.685	100.6	1:01.595	74.05	5.931	08:56:48.355
8 -	18.131	22.009	109.4	16.281	100.0	56.421	80.84	0.757	08:57:44.776
9 -	18.436	22.693	106.6	15.680	99.7	56.809	80.28	1.145	08:58:41.585

P13 30 S		Max COOK			Honda NSF - Wilson Racing				
IDEAL LAP TIME : 56.008		BEST LAP TIME : 56.008			DIFFERENCE : 0.000				
LAP	SECTOR 1	SECTOR 2		SECTOR 3		LAP TIME	MPH	DIFF	TIME OF DAY
1 -	OUTLAP	25.002	104.2	17.001	97.9				08:53:27.678
2 -	20.970	24.021	107.7	16.494	99.8	1:01.485	74.18	5.477	08:54:29.163
3 -	19.711	22.705	106.6	15.751	99.4	58.167	78.41	2.159	08:55:27.330
4 -	18.852	22.426	106.8	15.569	100.3	56.847 (3)	80.23	0.839	08:56:24.177
5 -	18.557	21.962	107.8	15.489	100.4	56.008 (1)	81.43		08:57:20.185
6 -	18.658	22.026	108.4	15.520	101.5	56.204 (2)	81.15	0.196	08:58:16.389

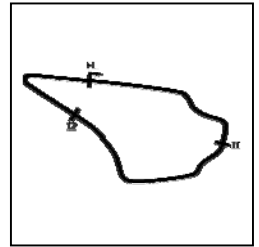
P14 34		Liam DELVES			DR-Moto - Stauff Connect Academy / Dr-Moto				
IDEAL LAP TIME : 56.285		BEST LAP TIME : 56.453			DIFFERENCE : 0.168				
LAP	SECTOR 1	SECTOR 2		SECTOR 3		LAP TIME	MPH	DIFF	TIME OF DAY
1 -	OUTLAP	24.633	104.0	16.892	101.3				08:51:08.899
2 -	19.950	22.918	110.7	15.821	102.9	58.689	77.71	2.236	08:52:07.588
3 -	18.927	22.403	110.3	15.662	102.9	56.992 (2)	80.03	0.539	08:53:04.580
4 -	18.655	22.156	110.3	15.642	103.2	56.453 (1)	80.79		08:54:01.033
5 -	19.272	22.949	110.1	15.848	102.9	58.069	78.54	1.616	08:54:59.102
6 -	18.487	22.382	110.9	16.177	102.9	57.046 (3)	79.95	0.593	08:55:56.148
7 -	18.901	22.439	110.9	16.151	102.2	57.491	79.33	1.038	08:56:53.639
8 -	18.647	22.746	105.6	19.120	36.9	1:00.513	75.37	4.060	08:57:54.152

MCRCB BULLETIN TK208

2017 MCE British Superbike Championship - Round 4

2017 HEL Performance British Motostar Championship

WARM-UP - SECTOR ANALYSIS



SECTOR 1 = FL to I1, SECTOR 2 = I1 to I2, SECTOR 3 = I2 to FL, DIFF = Difference To Personal Best Lap, P = Crossed Finish Line in Pit Lane, D = Time Disallowed

P15 44		Edmund BEST				KTM - SymCirrus Motorsport			
IDEAL LAP TIME : 56.428		BEST LAP TIME : 56.561		DIFFERENCE : 0.133					
LAP	SECTOR 1	SECTOR 2		SECTOR 3		LAP TIME	MPH	DIFF	TIME OF DAY
1 -	OUTLAP	24.393	108.5	16.851	103.0				08:52:59.090
2 -	18.915	22.926	108.5	15.962	103.8	57.803	78.90	1.242	08:53:56.893
3 -	18.648	22.442	110.7	16.040	104.3	57.130	79.83	0.569	08:54:54.023
4 -	18.579	22.408	110.5	15.836	104.8	56.823 (2)	80.26	0.262	08:55:50.846
5 -	18.593	22.352	112.2	15.891	104.6	56.836 (3)	80.25	0.275	08:56:47.682
6 -	18.590	22.013	111.2	15.958	104.5	56.561 (1)	80.64		08:57:44.243
7 -	18.695	23.343	98.8	19.859	39.5	1:01.897	73.68	5.336	08:58:46.140

P16 95 S		Ross TURNER				Honda NSF - RedRat Racing			
IDEAL LAP TIME : 57.220		BEST LAP TIME : 57.221		DIFFERENCE : 0.001					
LAP	SECTOR 1	SECTOR 2		SECTOR 3		LAP TIME	MPH	DIFF	TIME OF DAY
1 -	OUTLAP	24.967	102.6	17.172	98.2				08:51:48.552
2 -	19.919	23.327	107.3	16.445	99.8	59.691	76.41	2.470	08:52:48.243
3 -	19.846	23.936	104.2	17.231	100.6	1:01.013	74.75	3.792	08:53:49.256
4 -	19.374	23.253	108.2	16.886	100.4	59.513	76.64	2.292	08:54:48.769
5 -	19.244	22.696	110.1	16.274	99.8	58.214	78.35	0.993	08:55:46.983
6 -	19.307	22.513	108.4	15.968	101.3	57.788 (3)	78.92	0.567	08:56:44.771
7 -	18.807	22.458	108.9	15.956	100.6	57.221 (1)	79.71		08:57:41.992
8 -	19.166	22.457	110.1	16.010	101.0	57.633 (2)	79.14	0.412	08:58:39.625

P17 45 S		Scott SWANN				Honda NSF - Swann Racing			
IDEAL LAP TIME : 57.431		BEST LAP TIME : 57.431		DIFFERENCE : 0.000					
LAP	SECTOR 1	SECTOR 2		SECTOR 3		LAP TIME	MPH	DIFF	TIME OF DAY
1 -	OUTLAP	25.161	102.6	16.592	97.8				08:51:50.054
2 -	19.650	23.471	104.6	16.113	98.8	59.234	77.00	1.803	08:52:49.288
3 -	19.391	23.394	106.3	16.943	98.2	59.728	76.36	2.297	08:53:49.016
4 -	19.407	23.242	105.5	16.208	99.2	58.857	77.49	1.426	08:54:47.873
5 -	19.350	22.670	106.0	15.927	98.6	57.947	78.71	0.516	08:55:45.820
6 -	19.142	22.905	106.5	15.854	98.6	57.901 (2)	78.77	0.470	08:56:43.721
7 -	19.167	22.791	105.3	15.965	98.8	57.923 (3)	78.74	0.492	08:57:41.644
8 -	19.027	22.668	107.3	15.736	98.5	57.431 (1)	79.41		08:58:39.075

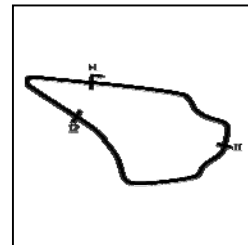
P18 54		Sam BURMAN				KTM - TeamWNT / Burman Racing			
IDEAL LAP TIME : 57.872		BEST LAP TIME : 57.985		DIFFERENCE : 0.113					
LAP	SECTOR 1	SECTOR 2		SECTOR 3		LAP TIME	MPH	DIFF	TIME OF DAY
1 -	OUTLAP	25.218	111.2	16.940	106.5				08:51:09.156
2 -	20.830	25.343	111.2	16.340	106.5	1:02.513	72.96	4.528	08:52:11.669
3 -	19.456	23.344	112.9	16.231	107.0	59.031	77.26	1.046	08:53:10.700
4 -	19.262	23.175	112.9	16.095	106.8	58.532 (3)	77.92	0.547	08:54:09.232
5 -	19.330	22.772	113.9	15.883	107.2	57.985 (1)	78.66		08:55:07.217
6 -	19.316	23.625	112.7	16.059	106.6	59.000	77.30	1.015	08:56:06.217
7 -	19.217	23.158	112.9	16.048	106.6	58.423 (2)	78.07	0.438	08:57:04.640
8 -	19.437	23.007	114.1	16.623	106.6	59.067	77.21	1.082	08:58:03.707

P19 9 S		Rishon HICKEY				Honda NSF - Cresswell Racing			
IDEAL LAP TIME : 57.761		BEST LAP TIME : 58.114		DIFFERENCE : 0.353					
LAP	SECTOR 1	SECTOR 2		SECTOR 3		LAP TIME	MPH	DIFF	TIME OF DAY
1 -	OUTLAP	24.659	100.9	16.947	95.0				08:51:27.065
2 -	19.736	23.569	100.7	16.689	95.4	59.994	76.02	1.880	08:52:27.059
3 -	19.822	24.542	100.6	16.886	96.9	1:01.250	74.46	3.136	08:53:28.309
4 -	20.540	25.196	91.0	17.640	97.6	1:03.376	71.96	5.262	08:54:31.685
5 -	19.180	22.583	104.6	16.351	97.1	58.114 (1)	78.48		08:55:29.799
6 -	19.319	23.952	101.9	16.444	97.1	59.715	76.38	1.601	08:56:29.514
7 -	19.041	22.847	102.7	16.353	96.4	58.241 (2)	78.31	0.127	08:57:27.755
8 -	19.325	23.126	101.0	16.137	97.5	58.588 (3)	77.85	0.474	08:58:26.343

Weather / Track : Cloudy / Dry

Knockhill
Circuit Length = 1.2669 miles
Start: 08:50 Flag 08:58 End: 08:59

WARM-UP - SECTOR ANALYSIS



SECTOR 1 = FL to I1, SECTOR 2 = I1 to I2, SECTOR 3 = I2 to FL, DIFF = Difference To Personal Best Lap, P = Crossed Finish Line in Pit Lane, D = Time Disallowed

P20 23		Sam LLEWELLYN		KTM - SymCirrus Motorsport					
IDEAL LAP TIME : 58.181		BEST LAP TIME : 58.250		DIFFERENCE : 0.069					
LAP	SECTOR 1	SECTOR 2		SECTOR 3	LAP TIME	MPH	DIFF	TIME OF DAY	
1 -	OUTLAP	26.170	97.6	17.668	101.0			08:53:28.715	
2 -	20.744	24.170	111.6	16.389	106.1	1:01.303 (2)	74.40	3.053	08:54:30.018
3 -	19.450	22.964	113.9	15.836	106.1	58.250 (1)	78.30		08:55:28.268
4 -	19.381	23.953	85.5	25.480	31.7	1:08.814 (3)	66.28	10.564	08:56:37.082

P21 2 S		Thomas STRUDWICK		Honda NSF - Case Moto Rapido Moto3					
IDEAL LAP TIME : 58.797		BEST LAP TIME : 58.797		DIFFERENCE : 0.000					
LAP	SECTOR 1	SECTOR 2		SECTOR 3	LAP TIME	MPH	DIFF	TIME OF DAY	
1 -	OUTLAP	26.366	102.7	17.910	96.9			08:51:44.819	
2 -	21.065	24.558	103.7	16.914	98.5	1:02.537	72.93	3.740	08:52:47.356
3 -	20.575	24.077	104.5	16.645	98.2	1:01.297 (3)	74.41	2.500	08:53:48.653
4 -	19.558	23.410	105.3	16.608	99.4	59.576 (2)	76.55	0.779	08:54:48.229
5 -	19.450	22.988	107.7	16.359	98.9	58.797 (1)	77.57		08:55:47.026
6 -	19.852	23.704	100.4	21.402	35.4	1:04.958	70.21	6.161	08:56:51.984

P22 89 S		T. Fox MORETON		Honda NSF - Banks Racing / Moto Engineering					
IDEAL LAP TIME : 59.287		BEST LAP TIME : 59.484		DIFFERENCE : 0.197					
LAP	SECTOR 1	SECTOR 2		SECTOR 3	LAP TIME	MPH	DIFF	TIME OF DAY	
1 -	OUTLAP	25.707	104.3	17.450	99.5			08:52:12.929	
2 -	20.806	24.059	106.5	17.562	100.9	1:02.427	73.06	2.943	08:53:15.356
3 -	20.432	23.970	107.2	16.598	101.2	1:01.000	74.77	1.516	08:54:16.356
4 -	19.749	23.609	107.0	16.553	101.0	59.911 (2)	76.13	0.427	08:55:16.267
5 -	19.790	23.467	107.5	16.227	100.9	59.484 (1)	76.67		08:56:15.751
6 -	19.784	23.597	107.8	16.914	100.1	1:00.295	75.64	0.811	08:57:16.046
7 -	19.633	23.427	107.7	16.948	96.9	1:00.008 (3)	76.00	0.524	08:58:16.054

P23 12		Edward RENDELL		KTM - Banks Racing					
IDEAL LAP TIME : 59.299		BEST LAP TIME : 59.806		DIFFERENCE : 0.507					
LAP	SECTOR 1	SECTOR 2		SECTOR 3	LAP TIME	MPH	DIFF	TIME OF DAY	
1 -	OUTLAP	24.745	103.2	16.894	100.3			08:51:38.116	
2 -	19.866	23.419	106.5	16.521	101.3	59.806 (1)	76.26		08:52:37.922
3 -	19.565	23.213	107.5	19.692	34.4	1:02.470 (2)	73.01	2.664	08:53:40.392

P24 56 S		Charlie ATKINS		Honda NSF - Wilson Racing					
IDEAL LAP TIME : 59.819		BEST LAP TIME : 59.913		DIFFERENCE : 0.094					
LAP	SECTOR 1	SECTOR 2		SECTOR 3	LAP TIME	MPH	DIFF	TIME OF DAY	
1 -	OUTLAP	25.113	106.6	16.811	101.8			08:53:27.765	
2 -	20.698	23.931	109.2	16.468	102.7	1:01.097 (2)	74.65	1.184	08:54:28.862
3 -	20.246	23.275	109.6	16.392	102.2	59.913 (1)	76.12		08:55:28.775
4 -	20.152	24.680	93.4	25.412	29.5	1:10.244 (3)	64.93	10.331	08:56:39.019
5 -	OUTLAP	25.576	96.2	22.099	88.5	1:28.594	51.48	28.681	08:58:07.613

P25 48 S		Ewan POTTER		Honda NSF -					
IDEAL LAP TIME : 1:02.913		BEST LAP TIME : 1:02.913		DIFFERENCE : 0.000					
LAP	SECTOR 1	SECTOR 2		SECTOR 3	LAP TIME	MPH	DIFF	TIME OF DAY	
1 -	OUTLAP	26.109	102.6	17.590	97.8			08:55:04.135	
2 -	21.792	25.175	104.8	17.120	99.5	1:04.087 (2)	71.17	1.174	08:56:08.222
3 -	21.356	25.486	103.4	17.288	99.2	1:04.130 (3)	71.12	1.217	08:57:12.352
4 -	20.982	24.936	104.3	16.995	100.3	1:02.913 (1)	72.49		08:58:15.265

P26 99		Stephen CAMPBELL		Honda - Campbell Racing				
IDEAL LAP TIME : 1:02.000		BEST LAP TIME : 1:05.429		DIFFERENCE : 3.429				
LAP	SECTOR 1	SECTOR 2		SECTOR 3	LAP TIME	MPH	DIFF	TIME OF DAY
1 -	OUTLAP	24.154	98.9	17.564	90.4			08:51:35.655

Weather / Track : Cloudy / Dry

Knockhill

Circuit Length = 1.2669 miles

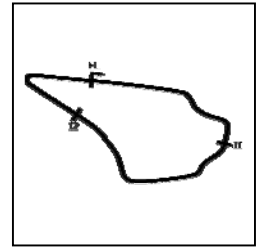
Start: 08:50 Flag 08:58 End: 08:59

MCRCB BULLETIN TK208

2017 MCE British Superbike Championship - Round 4

2017 HEL Performance British Motostar Championship

WARM-UP - SECTOR ANALYSIS



SECTOR 1 = FL to I1, SECTOR 2 = I1 to I2, SECTOR 3 = I2 to FL, DIFF = Difference To Personal Best Lap, P = Crossed Finish Line in Pit Lane, D = Time Disallowed
2 - 20.712 23.724 97.1 20.993 40.4 1:05.429 (1) 69.71 08:52:41.084

P27	17	Tom CARNE		Tigcraft - Neatafan / Tigcraft Racing					
IDEAL LAP TIME : 1:12.679		BEST LAP TIME : 1:19.262		DIFFERENCE : 6.583					
LAP	SECTOR 1	SECTOR 2		SECTOR 3		LAP TIME	MPH	DIFF	TIME OF DAY
1 -	OUTLAP	26.994	86.3	21.712	72.0				08:57:17.745
2 -	23.973	29.595	75.4	25.694	31.0	1:19.262 (1)	57.54		08:58:37.007

MCRCB BULLETIN TK209**2017 MCE British Superbike Championship - Round 4****2017 HEL Performance British Motostar Championship****WARM-UP - BEST SPEEDS**

POS	INTERMEDIATE 1			INTERMEDIATE 2			FINISH LINE		
	NO	NAME	MPH	NO	NAME	MPH	NO	NAME	MPH
1				47	ARCHER	117.5	47	ARCHER	110.3
2				79	STACEY	117.5	15	McMANUS	109.2
3				15	McMANUS	116.9	69	BOOTH-AMOS	108.5
4				6	TAYLOR	116.3	79	STACEY	108.5
5				69	BOOTH-AMOS	115.1	6	TAYLOR	108.0
6				64	DURHAM	114.7	54	BURMAN	107.2
7				42	HOBSON	114.5	3	KERR	106.5
8				54	BURMAN	114.1	42	HOBSON	106.3
9				3	KERR	113.9	52	BOERBOOM	106.3
10				23	LLEWELLYN	113.9	23	LLEWELLYN	106.1
11				52	BOERBOOM	113.5	64	DURHAM	105.5
12				27	HODGE	113.3	44	BEST	104.8
13				44	BEST	112.2	27	HODGE	104.3
14				25	BROUWERS	110.9	34	DELVES	103.2
15				34	DELVES	110.9	56	ATKINS	102.7
16				19	RODRIGUEZ	110.3	25	BROUWERS	101.5
17				95	TURNER	110.1	30	COOK	101.5
18				56	ATKINS	109.6	95	TURNER	101.3
19				30	COOK	108.4	12	RENDELL	101.3
20				89	MORETON	107.8	89	MORETON	101.2
21				2	STRUDWICK	107.7	19	RODRIGUEZ	100.6
22				12	RENDELL	107.5	48	POTTER	100.3
23				45	SWANN	107.3	2	STRUDWICK	99.4
24				48	POTTER	104.8	45	SWANN	99.2
25				9	HICKEY	104.6	9	HICKEY	97.6
26				99	CAMPBELL	98.9	99	CAMPBELL	90.4
27				17	CARNE	86.3	17	CARNE	72.0

Weather / Track : Cloudy / Dry

Results can be found at www.tsl-timing.comKnockhill
Circuit Length = 1.2669 miles
Start: 08:50 Flag 08:58 End: 08:59

Printed - 09:00 Sunday, 18 June 2017

MCRCB BULLETIN TK210**2017 MCE British Superbike Championship - Round 4****2017 HEL Performance British Motostar Championship****WARM-UP - BEST SECTORS**

SECTOR 1			SECTOR 2			SECTOR 3			IDEAL / BEST COMPARISON						
POS	NO	NAME	TIME	NO	NAME	TIME	NO	NAME	TIME	POS	NO	NAME	IDEAL	BEST	DIFF
													PERFECT LAP	53.631	
1	15	McMANUS	17.735	69	BOOTH-AMOS	21.021	69	BOOTH-AMOS	14.875	1	15	McMANUS	53.771	53.824	0.053
2	3	KERR	17.739	47	ARCHER	21.032	15	McMANUS	14.986	2	47	ARCHER	53.951	54.354	0.403
3	47	ARCHER	17.927	15	McMANUS	21.050	47	ARCHER	14.992	3	3	KERR	53.983	54.211	0.228
4	6	TAYLOR	17.933	6	TAYLOR	21.099	6	TAYLOR	15.092	4	6	TAYLOR	54.124	54.337	0.213
5	25	BROUWERS	18.010	3	KERR	21.129	3	KERR	15.115	5	69	BOOTH-AMOS	54.160	54.168	0.008
6	27	HODGE	18.063	27	HODGE	21.291	79	STACEY	15.131	6	79	STACEY	54.601	54.677	0.076
7	52	BOERBOOM	18.065	79	STACEY	21.371	52	BOERBOOM	15.372	7	42	HOBSON	54.904	55.024	0.120
8	42	HOBSON	18.084	42	HOBSON	21.438	42	HOBSON	15.382	8	27	HODGE	54.936	55.097	0.161
9	79	STACEY	18.099	25	BROUWERS	21.473	64	DURHAM	15.405	9	25	BROUWERS	55.008	55.185	0.177
10	64	DURHAM	18.131	64	DURHAM	21.494	30	COOK	15.489	10	64	DURHAM	55.030	55.226	0.196
11	19	RODRIGUEZ	18.131	52	BOERBOOM	21.595	25	BROUWERS	15.525	11	52	BOERBOOM	55.032	55.032	0.000
12	69	BOOTH-AMOS	18.264	19	RODRIGUEZ	21.781	27	HODGE	15.582	12	19	RODRIGUEZ	55.535	55.664	0.129
13	34	DELVES	18.487	30	COOK	21.962	19	RODRIGUEZ	15.623	13	30	COOK	56.008	56.008	0.000
14	30	COOK	18.557	44	BEST	22.013	34	DELVES	15.642	14	34	DELVES	56.285	56.453	0.168
15	44	BEST	18.579	34	DELVES	22.156	45	SWANN	15.736	15	44	BEST	56.428	56.561	0.133
16	95	TURNER	18.807	95	TURNER	22.457	44	BEST	15.836	16	95	TURNER	57.220	57.221	0.001
17	45	SWANN	19.027	9	HICKEY	22.583	23	LLEWELLYN	15.836	17	45	SWANN	57.431	57.431	0.000
18	9	HICKEY	19.041	45	SWANN	22.668	54	BURMAN	15.883	18	9	HICKEY	57.761	58.114	0.353
19	54	BURMAN	19.217	54	BURMAN	22.772	95	TURNER	15.956	19	54	BURMAN	57.872	57.985	0.113
20	23	LLEWELLYN	19.381	23	LLEWELLYN	22.964	9	HICKEY	16.137	20	23	LLEWELLYN	58.181	58.250	0.069
21	2	STRUDWICK	19.450	2	STRUDWICK	22.988	89	MORETON	16.227	21	2	STRUDWICK	58.797	58.797	0.000
22	12	RENDELL	19.565	12	RENDELL	23.213	2	STRUDWICK	16.359	22	89	MORETON	59.287	59.484	0.197
23	89	MORETON	19.633	56	ATKINS	23.275	56	ATKINS	16.392	23	12	RENDELL	59.299	59.806	0.507
24	56	ATKINS	20.152	89	MORETON	23.427	12	RENDELL	16.521	24	56	ATKINS	59.819	59.913	0.094
25	99	CAMPBELL	20.712	99	CAMPBELL	23.724	48	POTTER	16.995	25	99	CAMPBELL	1:02.000	1:05.429	3.429
26	48	POTTER	20.982	48	POTTER	24.936	99	CAMPBELL	17.564	26	48	POTTER	1:02.913	1:02.913	0.000
27	17	CARNE	23.973	17	CARNE	26.994	17	CARNE	21.712	27	17	CARNE	1:12.679	1:19.262	6.583

Weather / Track : Cloudy / Dry

Knockhill

Circuit Length = 1.2669 miles

Start: 08:50 Flag 08:58 End: 08:59

Results can be found at www.tsl-timing.com

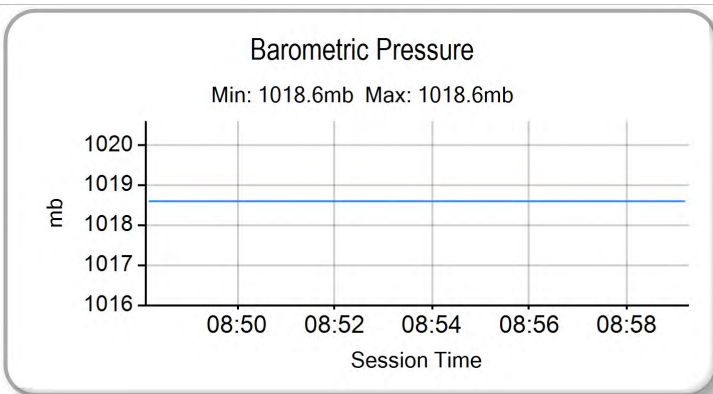
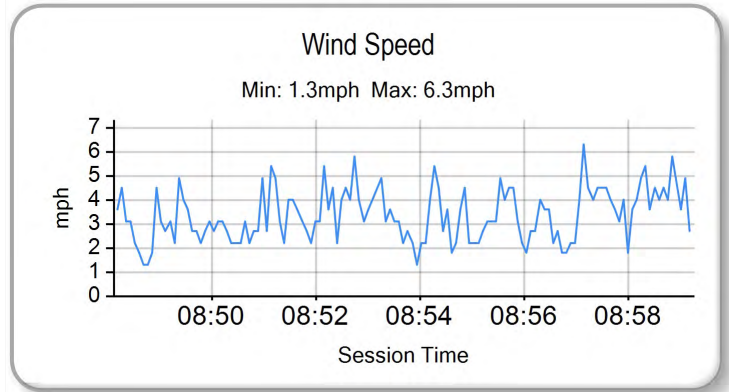
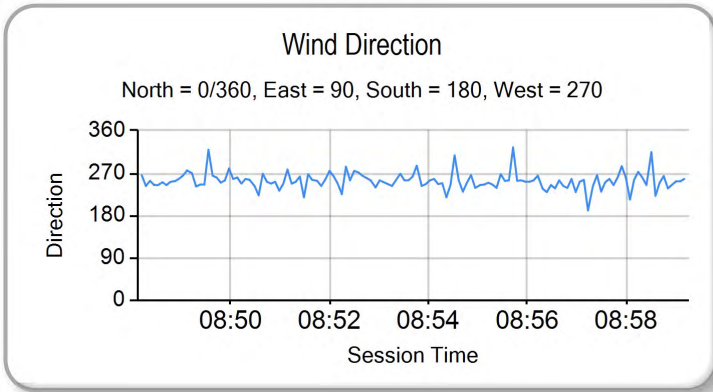
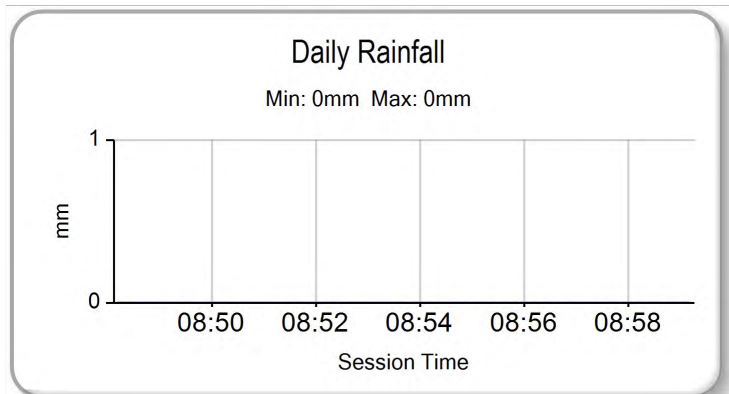
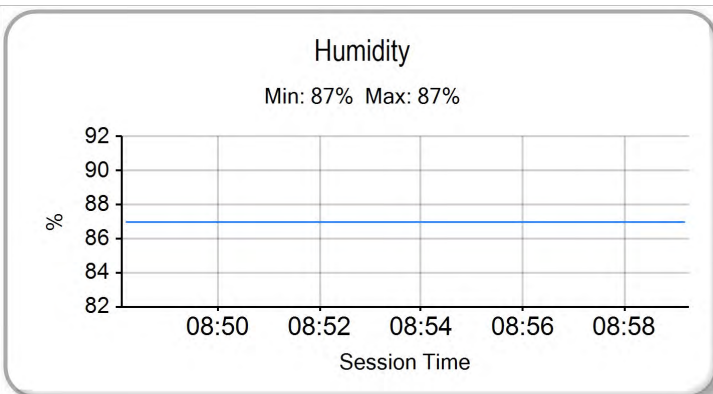
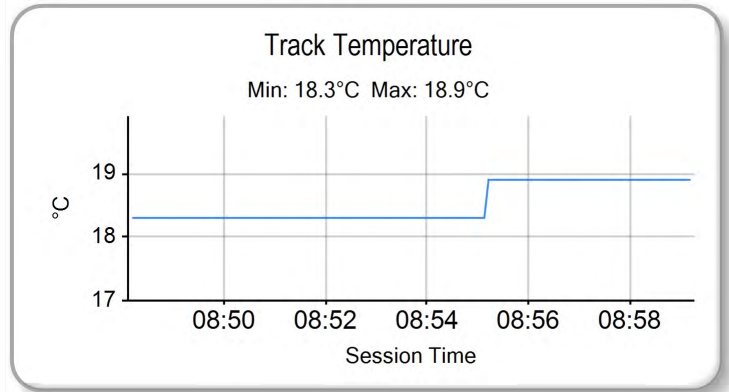
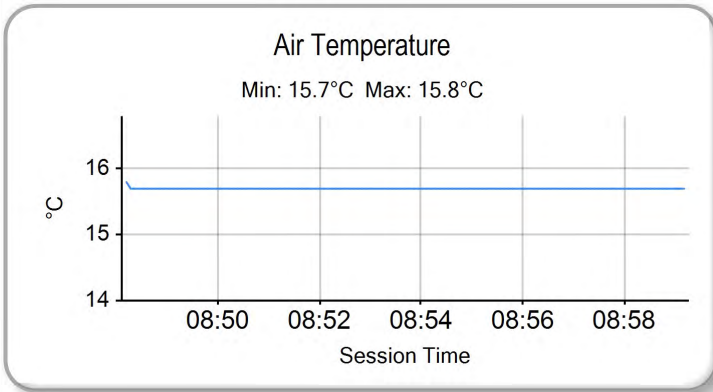
Printed - 09:00 Sunday, 18 June 2017

MCRCB BULLETIN TK211

2017 MCE British Superbike Championship - Round 4

2017 HEL Performance British Motostar Championship

WARM-UP - WEATHER CONDITIONS



Weather / Track : Cloudy / Dry

Results can be found at www.tsl-timing.com

Knockhill
Circuit Length = 1.2669 miles
Start: 08:50 Flag 08:58 End: 08:59

Printed - 09:01 Sunday, 18 June 2017



ROW 10	30	57.999	48	Ewan POTTER	29	57.674	99	Stephen CAMPBELL	28	57.132	89	T. Fox MORETON				
ROW 9					27	56.993	9	Rishon HICKEY	26	56.540	95	Ross TURNER	25	56.240	45	Scott SWANN
ROW 8					24	55.957	54	Sam BURMAN	23	55.890	56	Charlie ATKINS	22	55.277	55	Jack SCOTT
ROW 7					21	55.247	30	Max COOK	20	55.070	20	Joel MARKLUND	19	55.006	2	Thomas STRUDWICK
ROW 6					18	54.858	17	Tom CARNE	17	54.826	25	Mike BROUWERS	16	54.813	19	Victor RODRIGUEZ
ROW 5					15	54.731	44	Edmund BEST	14	54.673	52	Jorel BOERBOOM	13	54.485	42	James HOBSON
ROW 4					12	54.452	64	Asher DURHAM	11	54.435	23	Sam LLEWELLYN	10	54.373	79	Storm STACEY
ROW 3					9	54.332	34	Liam DELVES	8	54.222	27	Josh HODGE	7	54.053	3	Richard KERR
ROW 2					6	53.742	6	Taz TAYLOR	5	53.721	35	Elliot LODGE	4	53.662	12	Edward RENDELL
ROW 1					3	53.409	47	Jake ARCHER	2	52.985	15	Eugene McMANUS	1	52.553	69	Tom BOOTH-AMOS
																Pole

Knockhill
Circuit Length = 1.2669 miles

These results are provisional until the conclusion of any judicial and technical matters.

Race Director :	Stewards :	Timekeeper :
-----------------	------------	--------------

Results can be found at www.britishsuperbike.com

Printed - 09:23 Sunday, 18 June 2017





POS	NO	CL	PIC NAME	ENTRY	LAPS	TIME	GAP	DIFF	MPH	BEST	ON
1	47		1 Jake ARCHER	KTM - City Lifting RS Racing	16	14:19.404			84.91	53.089	5
2	3		2 Richard KERR	KTM - North West Racing	16	14:22.382	2.978	2.978	84.62	53.442	2
3	35		3 Elliot LODGE	FTR - Spike Racing / SP125	16	14:29.419	10.015	7.037	83.93	53.764	8
4	64		4 Asher DURHAM	Mahindra - Cresswell Racing	16	14:35.600	16.196	6.181	83.34	54.167	14
5	79		5 Storm STACEY	Kalex - FPW Racing	16	14:35.672	16.268	0.072	83.33	53.381	11
6	12		6 Edward RENDELL	KTM - Banks Racing	16	14:36.962	17.558	1.290	83.21	53.783	9
7	52		7 Jorel BOERBOOM	Kalex KTM - Fireplace Warehouse	16	14:40.023	20.619	3.061	82.92	53.993	16
8	20		8 Joel MARKLUND	KTM - Marklund Solutions / SP125	16	14:46.317	26.913	6.294	82.33	54.330	15
9	25		9 Mike BROUWERS	APG Moto - TEC7-Joma / Brouwersracingteam	16	14:46.770	27.366	0.453	82.29	54.564	10
10	42		10 James HOBSON	Mahindra - Microlise Cresswell Racing	16	14:46.810	27.406	0.040	82.29	54.438	9
11	23		11 Sam LLEWELLYN	KTM - SymCirrus Motorsport	16	14:52.391	32.987	5.581	81.77	54.802	15
12	30	S	1 Max COOK	Honda NSF - Wilson Racing	16	14:53.136	33.732	0.745	81.70	54.763	14
13	19	S	2 Victor RODRIGUEZ	Honda NSF - GA Competition	16	14:53.832	34.428	0.696	81.64	54.849	15
14	54		12 Sam BURMAN	KTM - TeamWNT / Burman Racing	16	15:02.305	42.901	8.473	80.87	55.410	11
15	55	S	3 Jack SCOTT	Honda NSF - J J Racing	16	15:02.940	43.536	0.635	80.82	55.308	9
16	56	S	4 Charlie ATKINS	Honda NSF - Wilson Racing	16	15:05.024	45.620	2.084	80.63	55.589	8
17	45	S	5 Scott SWANN	Honda NSF - Swann Racing	16	15:12.927	53.523	7.903	79.93	56.333	5
18	95	S	6 Ross TURNER	Honda NSF - RedRat Racing	16	15:13.401	53.997	0.474	79.89	56.063	12
19	99		13 Stephen CAMPBELL	Honda - Campbell Racing	16	15:13.512	54.108	0.111	79.88	55.973	12
20	89	S	7 T. Fox MORETON	Honda NSF - Banks Racing / Moto Engineering	15	14:23.488	1 Lap	1 Lap	79.23	56.564	15
21	48	S	8 Ewan POTTER	Honda NSF -	15	14:33.492	1 Lap	10.004	78.32	57.217	13
22	9	S	9 Rishon HICKEY	Honda NSF - Cresswell Racing	15	14:34.676	1 Lap	1.184	78.21	57.281	13

NOT CLASSIFIED

DNF	34		Liam DELVES	DR-Moto - Stauff Connect Academy / Dr-Moto	15	13:45.859	1 Lap		82.84	54.006	9
DNF	27		Josh HODGE	KTM - Team HPR	15	13:46.262	1 Lap	0.403	82.80	54.451	14
DNF	69		Tom BOOTH-AMOS	KTM - City Lifting RS Racing	10	9:16.679	6 Laps	5 Laps	81.93	54.624	4
DNF	6		Taz TAYLOR	KTM - GA Competition	6	5:25.521	10 Laps	4 Laps	84.07	53.224	6
DNF	44		Edmund BEST	KTM - SymCirrus Motorsport	6	5:35.438	10 Laps	9.917	81.58	54.470	5
DNF	15		Eugene McMANUS	KTM - RS Racing / E15 Racing	2	1:49.536	14 Laps	4 Laps	83.27	53.497	2
DNF	17		Tom CARNE	Tigcraft - Neatafan / Tigcraft Racing	0						
DNF	2	S	Thomas STRUDWICK	Honda NSF - Case Moto Rapido Moto3	0						

FASTEST LAP

47			Jake ARCHER	KTM - City Lifting RS Racing	5	53.089			85.91 mph	138.26 kph	
30	S		Max COOK	Honda NSF - Wilson Racing	14	54.763			83.28 mph	134.03 kph	

Weather / Track : Bright / Dry

These results are provisional until the conclusion of any judicial and technical matters.

Knockhill

Circuit Length = 1.2669 miles

Start: 10:45 Flag 11:00 End: 11:01

Race Director :	Stewards :	Timekeeper :
-----------------	------------	--------------

Results can be found at www.britishsuperbike.com

Printed - 11:02 Sunday, 18 June 2017

2017 MCE British Superbike Championship - Round 4

2017 HEL Performance British Motostar Championship

RACE 8 - LAP CHART

LAP 1 @ 10:46:49.879		
NO	BEHIND	LAP TIME

15		56.039
3	0.674	56.713
47	0.801	56.840
12	1.357	57.396
6	1.418	57.457
35	1.580	57.619
79	2.056	58.095
69	3.137	59.176
64	3.241	59.280
27	3.436	59.475
44	3.642	59.681
52	3.997	1:00.036
23	4.269	1:00.308
34	4.570	1:00.609
25	4.752	1:00.791
19	5.082	1:01.121
30	5.727	1:01.766
42	5.860	1:01.899
20	5.969	1:02.008
54	6.593	1:02.632
45	6.762	1:02.801
55	7.406	1:03.445
56	7.572	1:03.611
99	7.955	1:03.994
95	8.403	1:04.442
89	8.546	1:04.585
48	8.767	1:04.806
9	8.808	1:04.847

LAP 2 @ 10:47:43.376		
NO	BEHIND	LAP TIME

15		53.497
3	0.619	53.442
47	0.857	53.553
6	1.414	53.493
35	1.947	53.864
12	2.193	54.333
79	2.717	54.158
64	4.125	54.381
27	4.934	54.995
69	5.279	55.639
52	5.516	55.016
44	5.695	55.550
34	6.056	54.983
25	7.020	55.765
23	7.169	56.397
42	7.794	55.431
19	7.818	56.233
30	7.958	55.728
20	8.074	55.602
54	9.428	56.332
45	9.955	56.690
55	10.175	56.266
56	10.907	56.832
99	12.152	57.694
95	12.301	57.395
89	12.523	57.474
48	13.424	58.154
9	13.728	58.417

LAP 3 @ 10:48:37.743		
NO	BEHIND	LAP TIME

3		53.748
47	0.093	53.603
6	1.050	54.003
35	2.242	54.662
64	4.558	54.800
27	5.660	55.093
69	6.358	55.446
52	6.531	55.382
44	6.763	55.435
34	7.055	55.366
12	7.263	59.437
79	8.023	59.673
25	8.680	56.027
23	9.298	56.496
42	9.491	56.064
20	9.656	55.949
19	10.029	56.578
30	10.165	56.574
54	11.566	56.505
55	12.558	56.750
45	12.798	57.210
56	13.082	56.542
99	14.935	57.150
95	15.480	57.546
89	16.212	58.056
48	16.968	57.911
9	17.268	57.907

LAP 4 @ 10:49:31.307		
NO	BEHIND	LAP TIME

47		53.471
3	0.197	53.761
6	0.913	53.427
35	2.462	53.784
64	5.245	54.251
27	6.824	54.728
69	7.418	54.624
52	7.613	54.646
44	7.907	54.708
34	8.148	54.657
12	8.344	54.645
79	8.607	54.148
25	9.771	54.655
23	11.358	55.624
42	11.544	55.617
20	11.684	55.592
30	12.041	55.440
19	12.289	55.824
54	14.019	56.017
55	15.203	56.209
45	15.745	56.511
56	15.789	56.271
99	18.118	56.747
95	18.606	56.690
89	19.405	56.757
48	21.255	57.851
9	21.339	57.635

LAP 5 @ 10:50:24.396		
NO	BEHIND	LAP TIME

47		53.089
----	--	--------

3	0.905	53.797
6	1.741	53.917
35	3.260	53.887
64	6.557	54.401
27	8.545	54.810
52	9.165	54.641
69	9.176	54.847
44	9.288	54.470
34	9.592	54.533
12	9.773	54.518
79	9.902	54.384
25	12.387	55.705
42	13.621	55.166
20	13.661	55.066
23	14.374	56.105
30	14.767	55.815
19	14.925	55.725
54	16.857	55.927
55	17.991	55.877
56	18.520	55.820
45	18.989	56.333
99	21.872	56.843
95	21.966	56.449
89	23.178	56.862
48	25.948	57.782
9	26.203	57.953

LAP 6 @ 10:51:17.931		
NO	BEHIND	LAP TIME

47		53.535
3	1.118	53.748
6	1.430	53.224
35	3.724	53.999
64	7.315	54.293
27	9.761	54.751
52	10.681	55.051
69	10.813	55.172
12	10.863	54.625
34	11.132	55.075
79	11.200	54.833
44	11.347	55.594
25	13.908	55.056
20	14.994	54.868
42	15.310	55.224
23	16.486	55.647
30	16.800	55.568
19	17.028	55.638
54	19.207	55.885
55	20.314	55.858
56	20.947	55.962
45	21.802	56.348
99	24.740	56.403
95	24.965	56.534
89	26.584	56.941
9	30.713	58.045
48	31.018	58.605

LAP 7 @ 10:52:11.438		
NO	BEHIND	LAP TIME

47		53.507
3	1.276	53.665
35	4.328	54.111
64	8.226	54.418
27	10.938	54.684

12	11.332	53.976
52	11.506	54.332
79	11.948	54.255
69	11.996	54.690
34	12.583	54.958
25	15.815	55.414
20	16.635	55.148
42	17.171	55.368
23	18.867	55.888
30	19.149	55.856
19	19.303	55.782
54	21.839	56.139
55	23.006	56.199
56	23.354	55.914
45	24.840	56.545
95	27.759	56.301
99	28.247	57.014
89	30.198	57.121
48	35.393	57.882
9	36.125	58.919

LAP 8 @ 10:53:04.706		
NO	BEHIND	LAP TIME

47		53.268
3	1.722	53.714
35	4.824	53.764
64	9.555	54.597
12	12.099	54.035
52	12.452	54.214
27	12.528	54.858
79	12.809	54.129
69	13.568	54.840
34	13.583	54.268
25	17.299	54.752
20	18.252	54.885
42	18.606	54.703
23	21.056	55.457
30	21.446	55.565
19	21.606	55.571
54	24.243	55.672
55	25.250	55.512
56	25.675	55.589
45	27.984	56.412
95	30.948	56.457
99	31.776	56.797
89	34.248	57.318
48	39.670	57.545
9	40.568	57.711

LAP 9 @ 10:53:58.114		
NO	BEHIND	LAP TIME

47		53.408
3	1.912	53.598
35	5.316	53.900
64	10.444	54.297
12	12.474	53.783
52	13.400	54.356
79	13.484	54.083
27	13.869	54.749
34	14.181	54.006
69	15.437	55.277
25	18.603	54.712
20	19.370	54.526
42	19.636	54.438

LAP 10 @ 10:54:51.356		
NO	BEHIND	LAP TIME

47		53.242
3	2.449	53.779
35	5.876	53.802
64	11.639	54.437
12	13.346	54.114
79	13.907	53.665
52	14.542	54.384
34	15.027	54.088
27	15.138	54.511
69	19.163	56.968
25	19.925	54.564
20	20.868	54.740
42	21.152	54.758
23	25.003	55.265
30	25.261	55.175
19	25.559	55.323
54	28.826	55.660
55	29.474	55.566
56	30.432	55.677
45	34.967	57.058
95	37.282	56.271
99	37.729	56.089
89	41.630	56.882
48	48.254	57.673
9	49.321	57.467

LAP 11 @ 10:55:44.778		
NO	BEHIND	LAP TIME

47		53.422
3	2.553	53.526
35	6.318	53.864
64	12.551	54.334
12	13.744	53.820
79	13.866	53.381
52	16.041	54.921
34	16.204	54.599
27	16.432	54.716
25	21.341	54.838
20	22.108	54.662
42	22.779	55.049
23	27.088	55.507
30	27.462	55.623
19	27.583	55.446
54	30.814	55.410
55	31.673	55.621
56	33.142	56.132
45	38.611	57.066
95	40.001	56.141
99	40.453	56.146

Knockhill

Circuit Length = 1.2669 miles

Start: 10:45 Flag 11:00 End: 11:01

Weather / Track : Bright / Dry

MCRCB BULLETIN TK246**2017 MCE British Superbike Championship - Round 4****2017 HEL Performance British Motostar Championship****RACE 8 - LAP CHART**

89	45.122	56.914	64	14.166	54.167	54	42.901	56.574
48	52.868	58.036	79	15.060	54.267	55	43.536	56.726
9	53.228	57.329	12	15.574	54.160	56	45.620	56.524

LAP 12 @ 10:56:39.017

NO	BEHIND	LAP TIME
----	--------	----------

47		54.239
3	1.941	53.627
35	6.084	54.005
64	12.799	54.487
79	14.223	54.596
12	14.461	54.956
52	16.613	54.811
34	16.762	54.797
27	16.916	54.723
25	22.012	54.910
20	22.446	54.577
42	23.054	54.514
23	27.734	54.885
30	28.387	55.164
19	28.637	55.293
54	32.369	55.794
55	33.357	55.923
56	35.114	56.211
45	41.249	56.877
95	41.825	56.063
99	42.187	55.973
89	47.944	57.061

LAP 13 @ 10:57:33.033

NO	BEHIND	LAP TIME
----	--------	----------

47		54.016
3	1.439	53.514
48	1 Lap	57.590
9	1 Lap	57.782
35	6.168	54.100
64	13.231	54.448
79	14.025	53.818
12	14.646	54.201
52	17.644	55.047
34	17.888	55.142
27	18.139	55.239
25	22.686	54.690
20	23.279	54.849
42	23.647	54.609
23	28.560	54.842
30	29.399	55.028
19	29.674	55.053
54	34.263	55.910
55	35.043	55.702
56	37.203	56.105
45	44.082	56.849
95	44.310	56.501
99	44.534	56.363
89	50.557	56.629

LAP 14 @ 10:58:26.265

NO	BEHIND	LAP TIME
----	--------	----------

47		53.232
3	1.853	53.646
48	1 Lap	57.217
35	6.783	53.847
9	1 Lap	57.281

34	19.166	54.510
52	19.239	54.827
27	19.358	54.451
25	24.174	54.720
20	24.755	54.708
42	25.061	54.646
23	30.212	54.884
30	30.930	54.763
19	31.510	55.068
54	37.117	56.086
55	37.785	55.974
56	39.988	56.017
95	47.395	56.317
45	47.431	56.581
99	47.853	56.551

LAP 15 @ 10:59:19.641

NO	BEHIND	LAP TIME
----	--------	----------

47		53.376
89	1 Lap	57.174
3	2.131	53.654
35	8.747	55.340
48	1 Lap	57.342
9	1 Lap	57.810
64	15.210	54.420
79	15.464	53.780
12	16.189	53.991
34	20.058	54.268
52	20.229	54.366
27	20.461	54.479
25	25.418	54.620
20	25.709	54.330
42	26.166	54.481
23	31.638	54.802
30	32.454	54.900
19	32.983	54.849
54	39.930	56.189
55	40.413	56.004
56	42.699	56.087
95	50.529	56.510
45	50.725	56.670
99	50.844	56.367

LAP 16 @ 11:00:13.244

NO	BEHIND	LAP TIME
----	--------	----------

47		53.603
3	2.978	54.450
89	1 Lap	56.564
35	10.015	54.871
48	1 Lap	57.537
9	1 Lap	57.637
64	16.196	54.589
79	16.268	54.407
12	17.558	54.972
52	20.619	53.993
20	26.913	54.807
25	27.366	55.551
42	27.406	54.843
23	32.987	54.952
30	33.732	54.881
19	34.428	55.048

Weather / Track : Bright / Dry

Knockhill

Circuit Length = 1.2669 miles

Start: 10:45 Flag 11:00 End: 11:01

MCRCB BULLETIN TK247

2017 MCE British Superbike Championship - Round 4

2017 HEL Performance British Motostar Championship

RACE 8 - POSITION CHART

No	Name	Lap																
		Pos	1	2	3	4	5	6	7	8	9	10	11	12	13	14	15	16
69	BOOTH-AMOS	1	15	15	3	47	47	47	47	47	47	47	47	47	47	47	47	47
15	McMANUS	2	3	3	47	3	3	3	3	3	3	3	3	3	3	3	3	3
47	ARCHER	3	47	47	6	6	6	6	35	35	35	35	35	35	35	35	35	35
12	RENDELL	4	12	6	35	35	35	35	64	64	64	64	64	64	64	64	64	64
35	LODGE	5	6	35	64	64	64	64	27	12	12	12	12	79	79	79	79	79
6	TAYLOR	6	35	12	27	27	27	27	12	52	52	79	79	12	12	12	12	12
3	KERR	7	79	79	69	69	52	52	52	27	79	52	52	52	52	34	34	52
27	HODGE	8	69	64	52	52	69	69	79	79	27	34	34	34	34	52	52	20
34	DELVES	9	64	27	44	44	44	12	69	69	34	27	27	27	27	27	27	25
79	STACEY	10	27	69	34	34	34	34	34	34	69	69	25	25	25	25	25	42
23	LLEWELLYN	11	44	52	12	12	12	79	25	25	25	25	20	20	20	20	20	23
64	DURHAM	12	52	44	79	79	79	44	20	20	20	20	42	42	42	42	42	30
42	HOBSON	13	23	34	25	25	25	25	42	42	42	42	23	23	23	23	23	19
52	BOERBOOM	14	34	25	23	23	42	20	23	23	23	23	30	30	30	30	30	54
44	BEST	15	25	23	42	42	20	42	30	30	30	30	19	19	19	19	19	55
19	RODRIGUEZ	16	19	42	20	20	23	23	19	19	19	19	54	54	54	54	54	56
25	BROUWERS	17	30	19	19	30	30	30	54	54	54	54	55	55	55	55	55	45
17	CARNE	18	42	30	30	19	19	19	55	55	55	55	56	56	56	56	56	95
2	STRUDWICK	19	20	20	54	54	54	54	56	56	56	56	45	45	45	95	95	99
20	MARKLUND	20	54	54	55	55	55	55	45	45	45	45	95	95	95	45	45	
30	COOK	21	45	45	45	45	56	56	95	95	95	95	99	99	99	99	99	
55	SCOTT	22	55	55	56	56	45	45	99	99	99	99	89	89	89	89	89	
56	ATKINS	23	56	56	99	99	99	99	89	89	89	89	48	48	48	48	48	
54	BURMAN	24	99	99	95	95	95	95	48	48	48	48	9	9	9	9	9	
45	SWANN	25	95	95	89	89	89	89	9	9	9	9						
95	TURNER	26	89	89	48	48	48	9										
9	HICKEY	27	48	48	9	9	9	48										
89	MORETON	28	9	9														
99	CAMPBELL	29																
48	POTTER	30																

Weather / Track : Bright / Dry

Results can be found at www.tsl-timing.com

Knockhill
 Circuit Length = 1.2669 miles
 Start: 10:45 Flag 11:00 End: 11:01

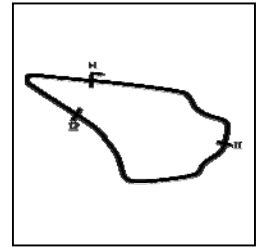
Printed - 11:03 Sunday, 18 June 2017

MCRCB BULLETIN TK248

2017 MCE British Superbike Championship - Round 4

2017 HEL Performance British Motostar Championship

RACE 8 - SECTOR ANALYSIS



SECTOR 1 = FL to I1, SECTOR 2 = I1 to I2, SECTOR 3 = I2 to FL, DIFF = Difference To Personal Best Lap, P = Crossed Finish Line in Pit Lane, D = Time Disallowed

P1	47	Jake ARCHER	KTM - City Lifting RS Racing			
IDEAL LAP TIME : 52.965		BEST LAP TIME : 53.089		DIFFERENCE : 0.124		

LAP	SECTOR 1	SECTOR 2	SECTOR 3	LAP TIME	MPH	DIFF	TIME OF DAY		
1 -		21.071	115.9	15.142	108.2	56.840	80.24	3.751	10:46:50.680
2 -	17.700	20.899	115.3	14.954	108.4	53.553	85.17	0.464	10:47:44.233
3 -	17.828	20.781	114.3	14.994	108.7	53.603	85.09	0.514	10:48:37.836
4 -	17.733	20.796	116.3	14.942	108.4	53.471	85.30	0.382	10:49:31.307
5 -	17.584	20.656	114.9	14.849	107.3	53.089 (1)	85.91		10:50:24.396
6 -	17.537	20.964	114.7	15.034	107.3	53.535	85.19	0.446	10:51:17.931
7 -	17.643	20.861	114.3	15.003	108.0	53.507	85.24	0.418	10:52:11.438
8 -	17.495	20.807	114.5	14.966	108.5	53.268	85.62	0.179	10:53:04.706
9 -	17.607	20.861	114.5	14.940	108.2	53.408	85.40	0.319	10:53:58.114
10 -	17.549	20.879	114.7	14.814	109.1	53.242 (3)	85.66	0.153	10:54:51.356
11 -	17.532	20.886	113.3	15.004	108.7	53.422	85.37	0.333	10:55:44.778
12 -	17.565	20.760	115.5	15.914	104.2	54.239	84.09	1.150	10:56:39.017
13 -	18.012	21.154	114.7	14.850	108.7	54.016	84.44	0.927	10:57:33.033
14 -	17.574	20.754	114.7	14.904	108.4	53.232 (2)	85.68	0.143	10:58:26.265
15 -	17.568	20.974	115.5	14.834	108.9	53.376	85.45	0.287	10:59:19.641
16 -	17.574	20.909	114.3	15.120	104.6	53.603	85.09	0.514	11:00:13.244

P2	3	Richard KERR	KTM - North West Racing			
IDEAL LAP TIME : 53.347		BEST LAP TIME : 53.442		DIFFERENCE : 0.095		

LAP	SECTOR 1	SECTOR 2	SECTOR 3	LAP TIME	MPH	DIFF	TIME OF DAY		
1 -		21.029	112.7	15.179	104.2	56.713	80.42	3.271	10:46:50.553
2 -	17.543	20.870	112.9	15.029	105.0	53.442 (1)	85.34		10:47:43.995
3 -	17.546	20.972	111.1	15.230	104.5	53.748	84.86	0.306	10:48:37.743
4 -	17.566	21.023	112.5	15.172	105.3	53.761	84.84	0.319	10:49:31.504
5 -	17.623	20.975	112.5	15.199	104.8	53.797	84.78	0.355	10:50:25.301
6 -	17.637	20.910	112.4	15.201	105.0	53.748	84.86	0.306	10:51:19.049
7 -	17.465	21.005	112.2	15.195	104.6	53.665	84.99	0.223	10:52:12.714
8 -	17.611	21.000	112.0	15.103	105.3	53.714	84.91	0.272	10:53:06.428
9 -	17.552	20.888	112.0	15.158	105.0	53.598	85.09	0.156	10:54:00.026
10 -	17.644	21.029	111.4	15.106	104.8	53.779	84.81	0.337	10:54:53.805
11 -	17.560	20.954	111.4	15.012	105.3	53.526 (3)	85.21	0.084	10:55:47.331
12 -	17.491	21.052	112.0	15.084	105.3	53.627	85.05	0.185	10:56:40.958
13 -	17.607	20.878	114.3	15.029	105.3	53.514 (2)	85.23	0.072	10:57:34.472
14 -	17.547	20.964	112.4	15.135	105.5	53.646	85.02	0.204	10:58:28.118
15 -	17.689	20.896	112.9	15.069	105.6	53.654	85.00	0.212	10:59:21.772
16 -	17.688	21.454	112.0	15.308	102.9	54.450	83.76	1.008	11:00:16.222

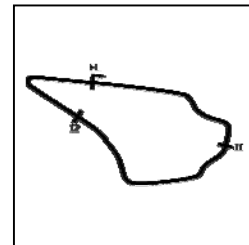
P3	35	Elliot LODGE	FTR - Spike Racing / SP125			
IDEAL LAP TIME : 53.495		BEST LAP TIME : 53.764		DIFFERENCE : 0.269		

LAP	SECTOR 1	SECTOR 2	SECTOR 3	LAP TIME	MPH	DIFF	TIME OF DAY		
1 -		21.223	115.9	15.257	106.8	57.619	79.15	3.855	10:46:51.459
2 -	17.857	20.884	116.5	15.123	106.1	53.864	84.67	0.100	10:47:45.323
3 -	18.226	21.067	114.1	15.369	103.7	54.662	83.44	0.898	10:48:39.985
4 -	17.758	20.992	113.5	15.034	106.3	53.784 (2)	84.80	0.020	10:49:33.769
5 -	17.621	20.959	113.7	15.307	106.3	53.887	84.64	0.123	10:50:27.656
6 -	17.788	20.967	113.3	15.244	104.6	53.999	84.46	0.235	10:51:21.655
7 -	17.689	21.042	113.1	15.380	104.2	54.111	84.29	0.347	10:52:15.766
8 -	17.757	20.955	113.1	15.052	106.5	53.764 (1)	84.83		10:53:09.530
9 -	17.763	20.981	113.5	15.156	105.5	53.900	84.62	0.136	10:54:03.430
10 -	17.761	20.924	113.1	15.117	106.0	53.802 (3)	84.77	0.038	10:54:57.232
11 -	17.786	21.031	113.1	15.047	106.1	53.864	84.67	0.100	10:55:51.096
12 -	17.734	21.115	112.9	15.156	105.8	54.005	84.45	0.241	10:56:45.101
13 -	17.735	21.202	112.2	15.163	106.0	54.100	84.30	0.336	10:57:39.201
14 -	17.820	20.840	113.9	15.187	105.8	53.847	84.70	0.083	10:58:33.048
15 -	18.279	21.581	112.0	15.480	104.6	55.340	82.41	1.576	10:59:28.388
16 -	18.001	21.373	110.9	15.497	104.6	54.871	83.12	1.107	11:00:23.259

Weather / Track : Bright / Dry

Knockhill
 Circuit Length = 1.2669 miles
 Start: 10:45 Flag 11:00 End: 11:01

RACE 8 - SECTOR ANALYSIS



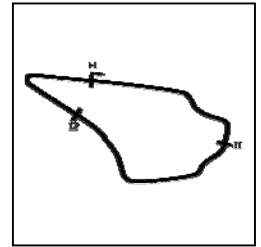
SECTOR 1 = FL to I1, SECTOR 2 = I1 to I2, SECTOR 3 = I2 to FL, DIFF = Difference To Personal Best Lap, P = Crossed Finish Line in Pit Lane, D = Time Disallowed

P4 64		Asher DURHAM				Mahindra - Cresswell Racing			
IDEAL LAP TIME : 54.042		BEST LAP TIME : 54.167		DIFFERENCE : 0.125					
LAP	SECTOR 1	SECTOR 2		SECTOR 3		LAP TIME	MPH	DIFF	TIME OF DAY
1 -		21.896	114.1	15.332	104.5	59.280	76.94	5.113	10:46:53.120
2 -	17.811	21.292	114.7	15.278	105.0	54.381	83.87	0.214	10:47:47.501
3 -	18.207	21.348	112.9	15.245	104.6	54.800	83.23	0.633	10:48:42.301
4 -	17.746	21.261	113.9	15.244	104.5	54.251 (2)	84.07	0.084	10:49:36.552
5 -	17.710	21.438	113.1	15.253	104.8	54.401	83.84	0.234	10:50:30.953
6 -	17.749	21.291	112.7	15.253	104.6	54.293 (3)	84.00	0.126	10:51:25.246
7 -	17.706	21.278	112.7	15.434	104.6	54.418	83.81	0.251	10:52:19.664
8 -	17.915	21.368	112.7	15.314	105.3	54.597	83.54	0.430	10:53:14.261
9 -	17.672	21.331	112.9	15.294	104.8	54.297	84.00	0.130	10:54:08.558
10 -	17.764	21.371	112.7	15.302	104.8	54.437	83.78	0.270	10:55:02.995
11 -	17.625	21.528	112.2	15.181	104.8	54.334	83.94	0.167	10:55:57.329
12 -	17.899	21.297	113.5	15.291	104.5	54.487	83.71	0.320	10:56:51.816
13 -	17.730	21.464	112.4	15.254	105.3	54.448	83.77	0.281	10:57:46.264
14 -	17.718	21.293	113.5	15.156	105.3	54.167 (1)	84.20		10:58:40.431
15 -	17.731	21.340	113.3	15.349	104.3	54.420	83.81	0.253	10:59:34.851
16 -	17.872	21.360	112.5	15.357	104.3	54.589	83.55	0.422	11:00:29.440

P5 79		Storm STACEY				Kalex - FPW Racing			
IDEAL LAP TIME : 53.342		BEST LAP TIME : 53.381		DIFFERENCE : 0.039					
LAP	SECTOR 1	SECTOR 2		SECTOR 3		LAP TIME	MPH	DIFF	TIME OF DAY
1 -		21.446	115.9	15.303	107.0	58.095	78.51	4.714	10:46:51.935
2 -	17.925	21.178	116.9	15.055	107.5	54.158	84.21	0.777	10:47:46.093
3 -	21.870	22.663	115.9	15.140	107.8	59.673	76.43	6.292	10:48:45.766
4 -	17.861	21.242	116.3	15.045	107.8	54.148	84.23	0.767	10:49:39.914
5 -	17.896	21.192	117.1	15.296	108.4	54.384	83.86	1.003	10:50:34.298
6 -	18.182	21.402	116.9	15.249	108.2	54.833	83.18	1.452	10:51:29.131
7 -	17.842	21.079	117.7	15.334	108.0	54.255	84.06	0.874	10:52:23.386
8 -	18.008	21.023	116.5	15.098	108.5	54.129	84.26	0.748	10:53:17.515
9 -	17.935	21.118	117.3	15.030	108.4	54.083	84.33	0.702	10:54:11.598
10 -	17.654	21.055	115.3	14.956	107.2	53.665 (2)	84.99	0.284	10:55:05.263
11 -	17.595	20.868	116.5	14.918	108.0	53.381 (1)	85.44		10:55:58.644
12 -	17.690	21.873	116.5	15.033	107.3	54.596	83.54	1.215	10:56:53.240
13 -	17.845	21.003	115.3	14.970	108.7	53.818	84.75	0.437	10:57:47.058
14 -	17.878	21.264	115.7	15.125	108.2	54.267	84.04	0.886	10:58:41.325
15 -	17.556	21.157	116.1	15.067	108.0	53.780 (3)	84.81	0.399	10:59:35.105
16 -	17.897	21.185	111.6	15.325	108.0	54.407	83.83	1.026	11:00:29.512

P6 12		Edward RENDELL				KTM - Banks Racing			
IDEAL LAP TIME : 53.453		BEST LAP TIME : 53.783		DIFFERENCE : 0.330					
LAP	SECTOR 1	SECTOR 2		SECTOR 3		LAP TIME	MPH	DIFF	TIME OF DAY
1 -		21.283	111.4	15.318	102.4	57.396	79.46	3.613	10:46:51.236
2 -	17.867	20.982	112.2	15.484	103.5	54.333	83.94	0.550	10:47:45.569
3 -	21.392	22.809	110.7	15.236	103.5	59.437	76.73	5.654	10:48:45.006
4 -	17.911	21.269	112.9	15.465	103.8	54.645	83.46	0.862	10:49:39.651
5 -	17.731	21.290	113.5	15.497	104.2	54.518	83.66	0.735	10:50:34.169
6 -	17.964	21.159	111.1	15.502	103.2	54.625	83.49	0.842	10:51:28.794
7 -	17.634	20.824	110.5	15.518	103.0	53.976 (3)	84.50	0.193	10:52:22.770
8 -	17.591	20.883	110.1	15.561	104.5	54.035	84.41	0.252	10:53:16.805
9 -	17.393	21.049	109.4	15.341	102.6	53.783 (1)	84.80		10:54:10.588
10 -	17.534	21.228	109.1	15.352	102.6	54.114	84.28	0.331	10:55:04.702
11 -	17.445	21.054	110.5	15.321	102.7	53.820 (2)	84.74	0.037	10:55:58.522
12 -	17.890	21.757	110.0	15.309	102.4	54.956	82.99	1.173	10:56:53.478
13 -	17.485	21.168	109.6	15.548	103.0	54.201	84.15	0.418	10:57:47.679
14 -	17.427	21.434	110.7	15.299	103.4	54.160	84.21	0.377	10:58:41.839
15 -	17.536	21.117	110.7	15.338	103.2	53.991	84.47	0.208	10:59:35.830
16 -	17.568	21.001	110.5	16.403	96.8	54.972	82.97	1.189	11:00:30.802

RACE 8 - SECTOR ANALYSIS



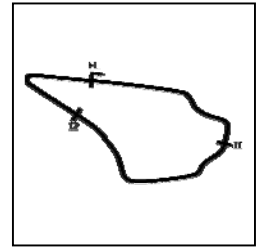
SECTOR 1 = FL to I1, SECTOR 2 = I1 to I2, SECTOR 3 = I2 to FL, DIFF = Difference To Personal Best Lap, P = Crossed Finish Line in Pit Lane, D = Time Disallowed

P7 52		Jorel BOERBOOM				Kalex KTM - Fireplace Warehouse			
IDEAL LAP TIME : 53.904		BEST LAP TIME : 53.993		DIFFERENCE : 0.089					
LAP	SECTOR 1	SECTOR 2		SECTOR 3		LAP TIME	MPH	DIFF	TIME OF DAY
1 -		21.784	113.9	15.635	104.0	1:00.036	75.97	6.043	10:46:53.876
2 -	18.099	21.475	115.1	15.442	104.3	55.016	82.90	1.023	10:47:48.892
3 -	18.446	21.675	113.5	15.261	105.3	55.382	82.35	1.389	10:48:44.274
4 -	18.128	21.260	114.1	15.258	105.1	54.646	83.46	0.653	10:49:38.920
5 -	18.094	21.259	114.5	15.288	105.3	54.641	83.47	0.648	10:50:33.561
6 -	18.734	21.132	114.9	15.185	104.5	55.051	82.85	1.058	10:51:28.612
7 -	17.959	20.989	113.9	15.384	105.6	54.332 (3)	83.94	0.339	10:52:22.944
8 -	17.851	21.165	113.7	15.198	105.5	54.214 (2)	84.13	0.221	10:53:17.158
9 -	17.825	21.307	112.2	15.224	105.1	54.356	83.91	0.363	10:54:11.514
10 -	17.952	21.205	113.3	15.227	105.1	54.384	83.86	0.391	10:55:05.898
11 -	17.969	21.510	112.2	15.442	104.6	54.921	83.04	0.928	10:56:00.819
12 -	18.028	21.645	112.7	15.138	105.1	54.811	83.21	0.818	10:56:55.630
13 -	18.089	21.594	111.2	15.364	105.1	55.047	82.85	1.054	10:57:50.677
14 -	17.975	21.397	111.6	15.455	106.0	54.827	83.19	0.834	10:58:45.504
15 -	17.893	21.303	113.7	15.170	105.8	54.366	83.89	0.373	10:59:39.870
16 -	17.828	21.075	113.9	15.090	105.0	53.993 (1)	84.47		11:00:33.863

P8 20		Joel MARKLUND				KTM - Marklund Solutions / SP125			
IDEAL LAP TIME : 54.210		BEST LAP TIME : 54.330		DIFFERENCE : 0.120					
LAP	SECTOR 1	SECTOR 2		SECTOR 3		LAP TIME	MPH	DIFF	TIME OF DAY
1 -		22.585	112.5	15.897	102.7	1:02.008	73.55	7.678	10:46:55.848
2 -	18.551	21.658	114.3	15.393	106.5	55.602	82.03	1.272	10:47:51.450
3 -	18.667	21.726	113.9	15.556	106.1	55.949	81.52	1.619	10:48:47.399
4 -	18.503	21.639	113.9	15.450	106.3	55.592	82.04	1.262	10:49:42.991
5 -	18.249	21.480	114.1	15.337	104.8	55.066	82.82	0.736	10:50:38.057
6 -	17.924	21.556	112.2	15.388	106.1	54.868	83.12	0.538	10:51:32.925
7 -	17.880	21.714	110.9	15.554	104.6	55.148	82.70	0.818	10:52:28.073
8 -	17.961	21.640	112.2	15.284	106.5	54.885	83.10	0.555	10:53:22.958
9 -	17.756	21.453	112.2	15.317	105.5	54.526 (2)	83.65	0.196	10:54:17.484
10 -	17.979	21.498	112.4	15.263	106.0	54.740	83.32	0.410	10:55:12.224
11 -	17.908	21.520	112.4	15.234	106.3	54.662	83.44	0.332	10:56:06.886
12 -	17.860	21.553	112.7	15.164	106.3	54.577 (3)	83.57	0.247	10:57:01.463
13 -	17.992	21.570	111.6	15.287	106.3	54.849	83.15	0.519	10:57:56.312
14 -	17.881	21.612	112.0	15.215	106.8	54.708	83.37	0.378	10:58:51.020
15 -	17.772	21.290	112.2	15.268	106.3	54.330 (1)	83.95		10:59:45.350
16 -	17.795	21.656	112.5	15.356	105.8	54.807	83.22	0.477	11:00:40.157

P9 25		Mike BROUWERS				APG Moto - TEC7-Joma / Brouwersracingteam			
IDEAL LAP TIME : 54.338		BEST LAP TIME : 54.564		DIFFERENCE : 0.226					
LAP	SECTOR 1	SECTOR 2		SECTOR 3		LAP TIME	MPH	DIFF	TIME OF DAY
1 -		22.192	108.5	15.786	100.3	1:00.791	75.02	6.227	10:46:54.631
2 -	18.181	21.908	107.8	15.676	100.4	55.765	81.79	1.201	10:47:50.396
3 -	18.704	21.866	109.4	15.457	101.6	56.027	81.40	1.463	10:48:46.423
4 -	17.793	21.188	109.2	15.674	100.9	54.655 (3)	83.45	0.091	10:49:41.078
5 -	17.770	21.250	108.5	16.685	96.1	55.705	81.87	1.141	10:50:36.783
6 -	17.965	21.414	107.2	15.677	100.6	55.056	82.84	0.492	10:51:31.839
7 -	17.862	21.513	107.0	16.039	99.1	55.414	82.30	0.850	10:52:27.253
8 -	17.837	21.268	107.8	15.647	100.7	54.752	83.30	0.188	10:53:22.005
9 -	17.849	21.341	107.5	15.522	100.3	54.712	83.36	0.148	10:54:16.717
10 -	17.886	21.240	108.2	15.438	100.7	54.564 (1)	83.59		10:55:11.281
11 -	17.890	21.323	107.3	15.625	101.3	54.838	83.17	0.274	10:56:06.119
12 -	17.771	21.550	108.0	15.589	100.4	54.910	83.06	0.346	10:57:01.029
13 -	17.814	21.212	106.8	15.664	101.0	54.690	83.39	0.126	10:57:55.719
14 -	17.713	21.346	106.5	15.661	101.0	54.720	83.35	0.156	10:58:50.439
15 -	17.712	21.276	106.8	15.632	99.4	54.620 (2)	83.50	0.056	10:59:45.059
16 -	18.213	21.496	107.8	15.842	100.9	55.551	82.10	0.987	11:00:40.610

RACE 8 - SECTOR ANALYSIS



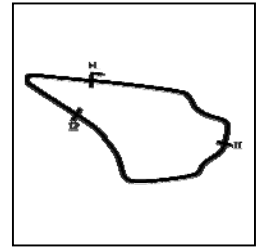
SECTOR 1 = FL to I1, SECTOR 2 = I1 to I2, SECTOR 3 = I2 to FL, DIFF = Difference To Personal Best Lap, P = Crossed Finish Line in Pit Lane, D = Time Disallowed

P10 42		James HOBSON		Mahindra - Microlise Cresswell Racing					
IDEAL LAP TIME : 54.319		BEST LAP TIME : 54.438		DIFFERENCE : 0.119					
LAP	SECTOR 1	SECTOR 2		SECTOR 3		LAP TIME	MPH	DIFF	TIME OF DAY
1 -		22.604	113.3	15.625	104.8	1:01.899	73.68	7.461	10:46:55.739
2 -	18.245	21.474	113.5	15.712	102.9	55.431	82.28	0.993	10:47:51.170
3 -	18.528	21.857	113.3	15.679	105.3	56.064	81.35	1.626	10:48:47.234
4 -	18.455	21.663	113.5	15.499	105.1	55.617	82.00	1.179	10:49:42.851
5 -	18.226	21.440	112.7	15.500	103.5	55.166	82.67	0.728	10:50:38.017
6 -	18.233	21.603	114.3	15.388	105.1	55.224	82.59	0.786	10:51:33.241
7 -	17.934	21.429	112.9	16.005	104.2	55.368	82.37	0.930	10:52:28.609
8 -	17.963	21.404	112.7	15.336	106.0	54.703	83.37	0.265	10:53:23.312
9 -	17.786	21.274	114.3	15.378	105.3	54.438 (1)	83.78		10:54:17.750
10 -	18.071	21.336	114.7	15.351	105.8	54.758	83.29	0.320	10:55:12.508
11 -	17.897	21.375	115.1	15.777	105.0	55.049	82.85	0.611	10:56:07.557
12 -	17.910	21.246	113.3	15.358	105.6	54.514 (3)	83.66	0.076	10:57:02.071
13 -	17.935	21.209	114.3	15.465	105.6	54.609	83.52	0.171	10:57:56.680
14 -	17.941	21.381	114.5	15.324	106.3	54.646	83.46	0.208	10:58:51.326
15 -	17.813	21.226	113.9	15.442	105.0	54.481 (2)	83.71	0.043	10:59:45.807
16 -	17.987	21.315	113.7	15.541	105.3	54.843	83.16	0.405	11:00:40.650

P11 23		Sam LLEWELLYN		KTM - SymCirrus Motorsport					
IDEAL LAP TIME : 54.637		BEST LAP TIME : 54.802		DIFFERENCE : 0.165					
LAP	SECTOR 1	SECTOR 2		SECTOR 3		LAP TIME	MPH	DIFF	TIME OF DAY
1 -		22.107	114.7	15.707	106.0	1:00.308	75.62	5.506	10:46:54.148
2 -	18.566	21.942	112.0	15.889	106.0	56.397	80.87	1.595	10:47:50.545
3 -	18.685	22.106	113.9	15.705	105.8	56.496	80.73	1.694	10:48:47.041
4 -	18.316	21.875	112.5	15.433	106.1	55.624	81.99	0.822	10:49:42.665
5 -	18.837	21.753	114.3	15.515	106.6	56.105	81.29	1.303	10:50:38.770
6 -	18.437	21.751	113.5	15.459	106.1	55.647	81.96	0.845	10:51:34.417
7 -	18.402	21.738	112.2	15.748	103.7	55.888	81.61	1.086	10:52:30.305
8 -	18.483	21.566	113.1	15.408	106.6	55.457	82.24	0.655	10:53:25.762
9 -	18.311	21.702	112.0	15.319	106.0	55.332	82.43	0.530	10:54:21.094
10 -	18.289	21.359	112.7	15.617	106.0	55.265	82.53	0.463	10:55:16.359
11 -	18.350	21.715	112.7	15.442	106.1	55.507	82.17	0.705	10:56:11.866
12 -	18.171	21.514	112.5	15.200	106.3	54.885	83.10	0.083	10:57:06.751
13 -	18.222	21.393	112.7	15.227	105.8	54.842 (2)	83.16	0.040	10:58:01.593
14 -	18.152	21.365	113.5	15.367	106.3	54.884 (3)	83.10	0.082	10:58:56.477
15 -	18.078	21.478	112.7	15.246	106.6	54.802 (1)	83.22		10:59:51.279
16 -	18.210	21.368	113.1	15.374	106.1	54.952	83.00	0.150	11:00:46.231

P12 30 S		Max COOK		Honda NSF - Wilson Racing					
IDEAL LAP TIME : 54.648		BEST LAP TIME : 54.763		DIFFERENCE : 0.115					
LAP	SECTOR 1	SECTOR 2		SECTOR 3		LAP TIME	MPH	DIFF	TIME OF DAY
1 -		22.307	109.6	16.063	99.5	1:01.766	73.84	7.003	10:46:55.606
2 -	18.521	21.665	110.7	15.542	100.4	55.728	81.84	0.965	10:47:51.334
3 -	18.964	21.915	110.1	15.695	101.2	56.574	80.62	1.811	10:48:47.908
4 -	18.273	21.872	111.6	15.295	100.9	55.440	82.27	0.677	10:49:43.348
5 -	18.263	21.931	110.3	15.621	100.4	55.815	81.71	1.052	10:50:39.163
6 -	18.209	21.854	110.0	15.505	100.7	55.568	82.08	0.805	10:51:34.731
7 -	18.204	21.812	109.2	15.840	100.0	55.856	81.65	1.093	10:52:30.587
8 -	18.287	21.828	109.4	15.450	100.9	55.565	82.08	0.802	10:53:26.152
9 -	18.065	21.762	108.7	15.463	101.0	55.290	82.49	0.527	10:54:21.442
10 -	18.105	21.569	109.2	15.501	100.7	55.175	82.66	0.412	10:55:16.617
11 -	18.200	21.829	109.6	15.594	100.6	55.623	82.00	0.860	10:56:12.240
12 -	18.006	21.676	108.9	15.482	100.0	55.164	82.68	0.401	10:57:07.404
13 -	18.046	21.588	108.0	15.394	100.6	55.028	82.88	0.265	10:58:02.432
14 -	17.930	21.457	109.2	15.376	100.6	54.763 (1)	83.28		10:58:57.195
15 -	18.016	21.623	108.2	15.261	101.3	54.900 (3)	83.08	0.137	10:59:52.095
16 -	17.939	21.623	108.5	15.319	100.4	54.881 (2)	83.10	0.118	11:00:46.976

RACE 8 - SECTOR ANALYSIS



SECTOR 1 = FL to I1, SECTOR 2 = I1 to I2, SECTOR 3 = I2 to FL, DIFF = Difference To Personal Best Lap, P = Crossed Finish Line in Pit Lane, D = Time Disallowed

P13 19 S		Victor RODRIGUEZ				Honda NSF - GA Competition			
IDEAL LAP TIME : 54.797		BEST LAP TIME : 54.849		DIFFERENCE : 0.052					
LAP	SECTOR 1	SECTOR 2		SECTOR 3		LAP TIME	MPH	DIFF	TIME OF DAY
1 -		22.150	109.1	15.680	99.2	1:01.121	74.62	6.272	10:46:54.961
2 -	18.156	21.795	109.8	16.282	98.3	56.233	81.11	1.384	10:47:51.194
3 -	18.607	22.074	108.7	15.897	100.0	56.578	80.61	1.729	10:48:47.772
4 -	18.145	22.076	108.7	15.603	100.3	55.824	81.70	0.975	10:49:43.596
5 -	18.115	21.985	109.8	15.625	99.8	55.725	81.85	0.876	10:50:39.321
6 -	18.197	21.843	109.4	15.598	100.0	55.638	81.97	0.789	10:51:34.959
7 -	18.046	21.990	107.8	15.746	99.5	55.782	81.76	0.933	10:52:30.741
8 -	18.220	21.885	108.9	15.466	100.4	55.571	82.07	0.722	10:53:26.312
9 -	18.039	21.767	108.7	15.474	100.4	55.280	82.50	0.431	10:54:21.592
10 -	18.055	21.625	109.2	15.643	99.5	55.323	82.44	0.474	10:55:16.915
11 -	17.997	21.945	108.9	15.504	100.7	55.446	82.26	0.597	10:56:12.361
12 -	17.996	21.714	109.1	15.583	99.5	55.293	82.48	0.444	10:57:07.654
13 -	17.904	21.732	107.8	15.417	99.8	55.053 (3)	82.84	0.204	10:58:02.707
14 -	17.862	21.678	108.0	15.528	99.4	55.068	82.82	0.219	10:58:57.775
15 -	17.904	21.518	108.2	15.427	99.8	54.849 (1)	83.15		10:59:52.624
16 -	17.885	21.639	107.0	15.524	99.2	55.048 (2)	82.85	0.199	11:00:47.672

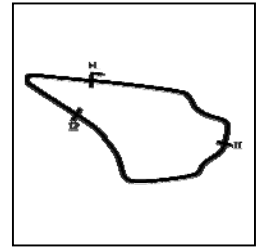
P14 54		Sam BURMAN				KTM - TeamWNT / Burman Racing			
IDEAL LAP TIME : 55.410		BEST LAP TIME : 55.410		DIFFERENCE : 0.000					
LAP	SECTOR 1	SECTOR 2		SECTOR 3		LAP TIME	MPH	DIFF	TIME OF DAY
1 -		22.625	113.7	15.898	105.8	1:02.632	72.82	7.222	10:46:56.472
2 -	18.460	22.163	114.9	15.709	105.6	56.332	80.96	0.922	10:47:52.804
3 -	18.574	22.264	114.1	15.667	107.0	56.505	80.72	1.095	10:48:49.309
4 -	18.370	22.077	114.5	15.570	107.2	56.017	81.42	0.607	10:49:45.326
5 -	18.334	22.075	114.5	15.518	106.8	55.927	81.55	0.517	10:50:41.253
6 -	18.259	22.138	114.3	15.488	107.7	55.885	81.61	0.475	10:51:37.138
7 -	18.344	21.882	114.1	15.913	106.1	56.139	81.24	0.729	10:52:33.277
8 -	18.254	22.013	114.3	15.405	108.0	55.672	81.92	0.262	10:53:28.949
9 -	18.241	21.876	114.1	15.456	107.2	55.573 (2)	82.07	0.163	10:54:24.522
10 -	18.195	22.000	114.1	15.465	107.5	55.660 (3)	81.94	0.250	10:55:20.182
11 -	18.181	21.855	114.7	15.374	107.0	55.410 (1)	82.31		10:56:15.592
12 -	18.259	22.009	113.9	15.526	107.3	55.794	81.74	0.384	10:57:11.386
13 -	18.185	22.208	113.3	15.517	107.7	55.910	81.57	0.500	10:58:07.296
14 -	18.386	22.277	114.1	15.423	108.0	56.086	81.32	0.676	10:59:03.382
15 -	18.331	22.181	114.1	15.677	107.8	56.189	81.17	0.779	10:59:59.571
16 -	18.359	22.262	113.5	15.953	107.5	56.574	80.62	1.164	11:00:56.145

P15 55 S		Jack SCOTT				Honda NSF - J J Racing			
IDEAL LAP TIME : 55.202		BEST LAP TIME : 55.308		DIFFERENCE : 0.106					
LAP	SECTOR 1	SECTOR 2		SECTOR 3		LAP TIME	MPH	DIFF	TIME OF DAY
1 -		23.122	104.3	16.028	99.2	1:03.445	71.88	8.137	10:46:57.285
2 -	18.651	21.942	106.6	15.673	100.3	56.266	81.06	0.958	10:47:53.551
3 -	18.803	22.200	104.6	15.747	100.0	56.750	80.37	1.442	10:48:50.301
4 -	18.546	21.982	104.6	15.681	100.0	56.209	81.14	0.901	10:49:46.510
5 -	18.416	21.847	104.8	15.614	99.8	55.877	81.62	0.569	10:50:42.387
6 -	18.352	21.928	105.3	15.578	100.3	55.858	81.65	0.550	10:51:38.245
7 -	18.368	21.932	104.6	15.899	99.5	56.199	81.16	0.891	10:52:34.444
8 -	18.361	21.746	105.5	15.405	100.6	55.512 (2)	82.16	0.204	10:53:29.956
9 -	18.128	21.669	105.5	15.511	100.4	55.308 (1)	82.46		10:54:25.264
10 -	18.198	21.747	105.8	15.621	99.2	55.566 (3)	82.08	0.258	10:55:20.830
11 -	18.132	21.907	105.8	15.582	99.7	55.621	82.00	0.313	10:56:16.451
12 -	18.302	21.927	105.1	15.694	100.3	55.923	81.56	0.615	10:57:12.374
13 -	18.193	21.910	104.8	15.599	100.1	55.702	81.88	0.394	10:58:08.076
14 -	18.218	22.064	105.3	15.692	100.6	55.974	81.48	0.666	10:59:04.050
15 -	18.272	22.050	104.6	15.682	100.6	56.004	81.44	0.696	11:00:00.054
16 -	18.216	22.352	104.5	16.158	97.5	56.726	80.40	1.418	11:00:56.780

Weather / Track : Bright / Dry

Knockhill
Circuit Length = 1.2669 miles
Start: 10:45 Flag 11:00 End: 11:01

RACE 8 - SECTOR ANALYSIS



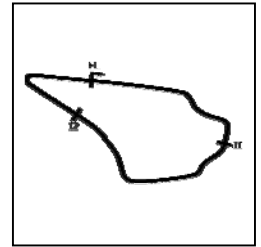
SECTOR 1 = FL to I1, SECTOR 2 = I1 to I2, SECTOR 3 = I2 to FL, DIFF = Difference To Personal Best Lap, P = Crossed Finish Line in Pit Lane, D = Time Disallowed

P16 56 S		Charlie ATKINS		Honda NSF - Wilson Racing					
IDEAL LAP TIME : 55.361		BEST LAP TIME : 55.589		DIFFERENCE : 0.228					
LAP	SECTOR 1	SECTOR 2	SECTOR 3	LAP TIME	MPH	DIFF	TIME OF DAY		
1 -		22.995	110.9	16.144	102.4	1:03.611	71.70	8.022	10:46:57.451
2 -	19.066	22.250	111.4	15.516	102.9	56.832	80.25	1.243	10:47:54.283
3 -	18.686	22.309	110.7	15.547	102.2	56.542	80.66	0.953	10:48:50.825
4 -	18.495	22.005	111.6	15.771	102.4	56.271	81.05	0.682	10:49:47.096
5 -	18.454	21.923	111.1	15.443	102.6	55.820	81.71	0.231	10:50:42.916
6 -	18.373	22.207	110.1	15.382	102.2	55.962	81.50	0.373	10:51:38.878
7 -	18.267	21.943	110.7	15.704	102.4	55.914	81.57	0.325	10:52:34.792
8 -	18.384	21.852	111.4	15.353	102.9	55.589 (1)	82.05		10:53:30.381
9 -	18.365	21.789	110.7	15.576	102.2	55.730 (3)	81.84	0.141	10:54:26.111
10 -	18.219	21.953	110.9	15.505	102.2	55.677 (2)	81.92	0.088	10:55:21.788
11 -	18.515	21.957	110.5	15.660	101.8	56.132	81.25	0.543	10:56:17.920
12 -	18.389	22.221	109.6	15.601	101.6	56.211	81.14	0.622	10:57:14.131
13 -	18.422	22.089	109.4	15.594	102.1	56.105	81.29	0.516	10:58:10.236
14 -	18.391	22.034	110.5	15.592	102.7	56.017	81.42	0.428	10:59:06.253
15 -	18.346	22.180	110.0	15.561	102.4	56.087	81.32	0.498	11:00:02.340
16 -	18.523	22.090	109.4	15.911	100.4	56.524	80.69	0.935	11:00:58.864

P17 45 S		Scott SWANN		Honda NSF - Swann Racing					
IDEAL LAP TIME : 56.082		BEST LAP TIME : 56.333		DIFFERENCE : 0.251					
LAP	SECTOR 1	SECTOR 2	SECTOR 3	LAP TIME	MPH	DIFF	TIME OF DAY		
1 -		22.857	104.6	16.133	97.3	1:02.801	72.62	6.468	10:46:56.641
2 -	18.539	22.317	105.8	15.834	99.1	56.690	80.45	0.357	10:47:53.331
3 -	18.690	22.598	107.0	15.922	98.3	57.210	79.72	0.877	10:48:50.541
4 -	18.515	22.272	105.6	15.724	99.1	56.511	80.71	0.178	10:49:47.052
5 -	18.691	22.083	106.6	15.559	98.3	56.333 (1)	80.96		10:50:43.385
6 -	18.443	22.291	105.5	15.614	98.6	56.348 (2)	80.94	0.015	10:51:39.733
7 -	18.508	22.096	105.5	15.941	98.9	56.545	80.66	0.212	10:52:36.278
8 -	18.458	22.223	102.9	15.731	99.2	56.412	80.85	0.079	10:53:32.690
9 -	18.619	22.349	104.2	15.607	98.5	56.575	80.62	0.242	10:54:29.265
10 -	18.638	22.562	104.2	15.858	97.5	57.058	79.93	0.725	10:55:26.323
11 -	18.688	22.574	104.3	15.804	98.5	57.066	79.92	0.733	10:56:23.389
12 -	18.729	22.487	103.2	15.661	98.1	56.877	80.19	0.544	10:57:20.266
13 -	18.623	22.377	104.3	15.849	98.5	56.849	80.23	0.516	10:58:17.115
14 -	18.559	22.204	104.0	15.818	98.2	56.581	80.61	0.248	10:59:13.696
15 -	18.561	22.433	107.5	15.676	99.7	56.670	80.48	0.337	11:00:10.366
16 -	18.440	22.287	103.5	15.674	98.6	56.401 (3)	80.86	0.068	11:01:06.767

P18 95 S		Ross TURNER		Honda NSF - RedRat Racing					
IDEAL LAP TIME : 55.795		BEST LAP TIME : 56.063		DIFFERENCE : 0.268					
LAP	SECTOR 1	SECTOR 2	SECTOR 3	LAP TIME	MPH	DIFF	TIME OF DAY		
1 -		23.150	110.0	16.578	99.7	1:04.442	70.77	8.379	10:46:58.282
2 -	18.933	22.214	109.4	16.248	101.3	57.395	79.46	1.332	10:47:55.677
3 -	19.285	22.277	108.5	15.984	100.0	57.546	79.26	1.483	10:48:53.223
4 -	18.667	22.099	109.4	15.924	101.5	56.690	80.45	0.627	10:49:49.913
5 -	18.407	22.014	109.2	16.028	100.7	56.449	80.80	0.386	10:50:46.362
6 -	18.727	21.948	108.9	15.859	101.3	56.534	80.67	0.471	10:51:42.896
7 -	18.544	21.864	107.5	15.893	100.7	56.301	81.01	0.238	10:52:39.197
8 -	18.488	22.171	107.8	15.798	100.9	56.457	80.78	0.394	10:53:35.654
9 -	18.427	22.447	107.7	15.839	100.0	56.713	80.42	0.650	10:54:32.367
10 -	18.438	22.053	108.4	15.780	99.4	56.271 (3)	81.05	0.208	10:55:28.638
11 -	18.426	22.018	109.1	15.697	100.9	56.141 (2)	81.24	0.078	10:56:24.779
12 -	18.384	22.072	108.0	15.607	100.9	56.063 (1)	81.35		10:57:20.842
13 -	18.324	22.314	107.2	15.863	101.5	56.501	80.72	0.438	10:58:17.343
14 -	18.651	21.868	106.5	15.798	100.4	56.317	80.98	0.254	10:59:13.660
15 -	18.357	22.311	107.7	15.842	100.9	56.510	80.71	0.447	11:00:10.170
16 -	18.746	22.210	107.7	16.115	101.2	57.071	79.91	1.008	11:01:07.241

RACE 8 - SECTOR ANALYSIS



SECTOR 1 = FL to I1, SECTOR 2 = I1 to I2, SECTOR 3 = I2 to FL, DIFF = Difference To Personal Best Lap, P = Crossed Finish Line in Pit Lane, D = Time Disallowed

P19 99		Stephen CAMPBELL				Honda - Campbell Racing				
IDEAL LAP TIME : 55.973		BEST LAP TIME : 55.973		DIFFERENCE : 0.000						
LAP	SECTOR 1	SECTOR 2	SECTOR 3	LAP TIME	MPH	DIFF	TIME OF DAY			
1 -		22.861	107.5	16.294	97.6	1:03.994	71.27	8.021	10:46:57.834	
2 -	19.018	22.622	105.1	16.054	97.5	57.694	79.05	1.721	10:47:55.528	
3 -	18.671	22.340	106.0	16.139	97.6	57.150	79.80	1.177	10:48:52.678	
4 -	18.391	22.381	105.1	15.975	98.8	56.747	80.37	0.774	10:49:49.425	
5 -	18.457	22.245	105.3	16.141	97.9	56.843	80.24	0.870	10:50:46.268	
6 -	18.408	22.148	105.0	15.847	98.1	56.403	80.86	0.430	10:51:42.671	
7 -	18.489	22.191	104.3	16.334	98.1	57.014	79.99	1.041	10:52:39.685	
8 -	18.719	22.168	105.6	15.910	98.2	56.797	80.30	0.824	10:53:36.482	
9 -	18.493	22.176	106.0	15.845	97.8	56.514	80.70	0.541	10:54:32.996	
10 -	18.352	22.004	106.5	15.733	98.6	56.089 (2)	81.31	0.116	10:55:29.085	
11 -	18.319	22.068	106.8	15.759	98.2	56.146 (3)	81.23	0.173	10:56:25.231	
12 -	18.276	21.974	106.8	15.723	99.1	55.973 (1)	81.48		10:57:21.204	
13 -	18.373	22.117	106.8	15.873	99.7	56.363	80.92	0.390	10:58:17.567	
14 -	18.641	22.034	106.3	15.876	99.7	56.551	80.65	0.578	10:59:14.118	
15 -	18.296	22.204	105.6	15.867	100.0	56.367	80.91	0.394	11:00:10.485	
16 -	18.555	22.393	105.6	15.919	99.5	56.867	80.20	0.894	11:01:07.352	

P20 89 S		T. Fox MORETON				Honda NSF - Banks Racing / Moto Engineering				
IDEAL LAP TIME : 56.361		BEST LAP TIME : 56.564		DIFFERENCE : 0.203						
LAP	SECTOR 1	SECTOR 2	SECTOR 3	LAP TIME	MPH	DIFF	TIME OF DAY			
1 -		23.169	110.7	16.007	100.4	1:04.585	70.62	8.021	10:46:58.425	
2 -	19.141	22.338	109.2	15.995	101.3	57.474	79.35	0.910	10:47:55.899	
3 -	19.470	22.541	107.8	16.045	100.9	58.056	78.56	1.492	10:48:53.955	
4 -	18.687	22.244	108.0	15.826	101.5	56.757 (3)	80.36	0.193	10:49:50.712	
5 -	18.708	22.428	107.5	15.726	100.9	56.862	80.21	0.298	10:50:47.574	
6 -	18.695	22.361	107.3	15.885	100.9	56.941	80.10	0.377	10:51:44.515	
7 -	18.781	22.501	107.2	15.839	100.4	57.121	79.85	0.557	10:52:41.636	
8 -	18.961	22.434	107.5	15.923	100.7	57.318	79.57	0.754	10:53:38.954	
9 -	18.867	22.423	106.8	15.860	100.1	57.150	79.80	0.586	10:54:36.104	
10 -	18.697	22.299	107.2	15.886	100.9	56.882	80.18	0.318	10:55:32.986	
11 -	18.693	22.359	107.5	15.862	100.4	56.914	80.14	0.350	10:56:29.900	
12 -	18.697	22.386	107.0	15.978	101.5	57.061	79.93	0.497	10:57:26.961	
13 -	18.651	22.248	107.7	15.730	100.6	56.629 (2)	80.54	0.065	10:58:23.590	
14 -	18.831	22.072	107.0	16.271	101.3	57.174	79.77	0.610	10:59:20.764	
15 -	18.563	22.206	107.8	15.795	101.5	56.564 (1)	80.63		11:00:17.328	

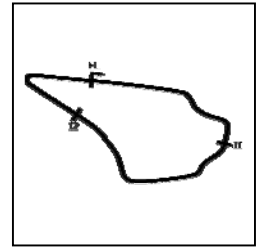
P21 48 S		Ewan POTTER				Honda NSF -				
IDEAL LAP TIME : 57.033		BEST LAP TIME : 57.217		DIFFERENCE : 0.184						
LAP	SECTOR 1	SECTOR 2	SECTOR 3	LAP TIME	MPH	DIFF	TIME OF DAY			
1 -		23.085	108.7	16.640	100.0	1:04.806	70.38	7.589	10:46:58.646	
2 -	19.412	22.432	109.6	16.310	99.8	58.154	78.43	0.937	10:47:56.800	
3 -	19.251	22.593	107.3	16.067	100.7	57.911	78.76	0.694	10:48:54.711	
4 -	18.824	22.675	106.3	16.352	100.9	57.851	78.84	0.634	10:49:52.562	
5 -	19.170	22.559	106.1	16.053	101.0	57.782	78.93	0.565	10:50:50.344	
6 -	19.145	23.135	105.5	16.325	101.0	58.605	77.82	1.388	10:51:48.949	
7 -	19.055	22.655	104.5	16.172	101.3	57.882	78.80	0.665	10:52:46.831	
8 -	18.888	22.602	105.3	16.055	100.9	57.545	79.26	0.328	10:53:44.376	
9 -	18.692	22.815	104.3	16.054	100.9	57.561	79.23	0.344	10:54:41.937	
10 -	18.896	22.815	105.0	15.962	101.5	57.673	79.08	0.456	10:55:39.610	
11 -	19.061	22.908	105.0	16.067	100.7	58.036	78.59	0.819	10:56:37.646	
12 -	18.825	22.641	105.8	16.124	101.3	57.590	79.19	0.373	10:57:35.236	
13 -	18.639	22.570	105.1	16.008	100.9	57.217 (1)	79.71		10:58:32.453	
14 -	18.748	22.580	106.6	16.014	100.9	57.342 (2)	79.54	0.125	10:59:29.795	
15 -	18.780	22.690	104.8	16.067	100.7	57.537 (3)	79.27	0.320	11:00:27.332	

MCRCB BULLETIN TK248

2017 MCE British Superbike Championship - Round 4

2017 HEL Performance British Motostar Championship

RACE 8 - SECTOR ANALYSIS



SECTOR 1 = FL to I1, SECTOR 2 = I1 to I2, SECTOR 3 = I2 to FL, DIFF = Difference To Personal Best Lap, P = Crossed Finish Line in Pit Lane, D = Time Disallowed

P22 9 S		Rishon HICKEY		Honda NSF - Cresswell Racing					
IDEAL LAP TIME : 57.134		BEST LAP TIME : 57.281		DIFFERENCE : 0.147					
LAP	SECTOR 1	SECTOR 2	SECTOR 3	LAP TIME	MPH	DIFF	TIME OF DAY		
1 -		23.155	107.2	16.481	96.8	1:04.847	70.33	7.566	10:46:58.687
2 -	19.008	22.608	105.3	16.801	95.1	58.417	78.07	1.136	10:47:57.104
3 -	19.177	22.568	106.0	16.162	97.2	57.907	78.76	0.626	10:48:55.011
4 -	18.858	22.465	105.6	16.312	96.5	57.635	79.13	0.354	10:49:52.646
5 -	19.319	22.470	106.3	16.164	97.6	57.953	78.70	0.672	10:50:50.599
6 -	19.130	22.759	102.1	16.156	97.6	58.045	78.57	0.764	10:51:48.644
7 -	19.430	23.100	102.4	16.389	97.1	58.919	77.41	1.638	10:52:47.563
8 -	19.095	22.396	103.2	16.220	96.8	57.711	79.03	0.430	10:53:45.274
9 -	19.095	22.679	101.2	16.162	96.4	57.936	78.72	0.655	10:54:43.210
10 -	19.025	22.307	103.0	16.135	97.1	57.467 (3)	79.36	0.186	10:55:40.677
11 -	18.885	22.334	104.6	16.110	97.8	57.329 (2)	79.56	0.048	10:56:38.006
12 -	19.346	22.404	103.8	16.032	97.8	57.782	78.93	0.501	10:57:35.788
13 -	18.795	22.398	102.9	16.088	96.6	57.281 (1)	79.62		10:58:33.069
14 -	19.002	22.638	102.9	16.170	96.8	57.810	78.89	0.529	10:59:30.879
15 -	18.995	22.430	101.5	16.212	96.6	57.637	79.13	0.356	11:00:28.516

P23 34		Liam DELVES		DR-Moto - Stauff Connect Academy / Dr-Moto					
IDEAL LAP TIME : 53.866		BEST LAP TIME : 54.006		DIFFERENCE : 0.140					
LAP	SECTOR 1	SECTOR 2	SECTOR 3	LAP TIME	MPH	DIFF	TIME OF DAY		
1 -		22.062	113.9	15.777	102.4	1:00.609	75.25	6.603	10:46:54.449
2 -	18.071	21.394	112.7	15.518	103.0	54.983	82.95	0.977	10:47:49.432
3 -	18.284	21.579	112.7	15.503	103.4	55.366	82.38	1.360	10:48:44.798
4 -	17.942	21.275	113.3	15.440	103.4	54.657	83.44	0.651	10:49:39.455
5 -	17.789	21.223	113.3	15.521	104.5	54.533	83.63	0.527	10:50:33.988
6 -	17.978	21.181	112.5	15.916	102.9	55.075	82.81	1.069	10:51:29.063
7 -	18.057	21.303	111.4	15.598	103.4	54.958	82.99	0.952	10:52:24.021
8 -	17.720	21.174	111.4	15.374	104.2	54.268 (3)	84.04	0.262	10:53:18.289
9 -	17.563	21.069	112.4	15.374	103.2	54.006 (1)	84.45		10:54:12.295
10 -	17.702	21.152	112.9	15.234	103.7	54.088 (2)	84.32	0.082	10:55:06.383
11 -	17.675	21.485	112.0	15.439	103.8	54.599	83.53	0.593	10:56:00.982
12 -	18.021	21.435	110.9	15.341	103.8	54.797	83.23	0.791	10:56:55.779
13 -	18.061	21.680	109.4	15.401	103.5	55.142	82.71	1.136	10:57:50.921
14 -	17.895	21.282	113.1	15.333	103.5	54.510	83.67	0.504	10:58:45.431
15 -	17.647	21.268	111.4	15.353	102.9	54.268 (3)	84.04	0.262	10:59:39.699

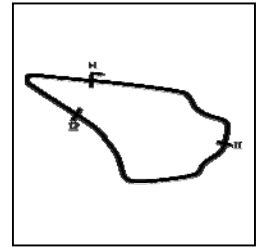
P24 27		Josh HODGE		KTM - Team HPR					
IDEAL LAP TIME : 53.924		BEST LAP TIME : 54.451		DIFFERENCE : 0.527					
LAP	SECTOR 1	SECTOR 2	SECTOR 3	LAP TIME	MPH	DIFF	TIME OF DAY		
1 -		21.592	112.4	15.882	102.7	59.475	76.68	5.024	10:46:53.315
2 -	18.085	21.398	112.0	15.512	102.7	54.995	82.93	0.544	10:47:48.310
3 -	18.372	21.248	112.5	15.473	104.0	55.093	82.78	0.642	10:48:43.403
4 -	18.051	21.259	112.7	15.418	104.0	54.728	83.34	0.277	10:49:38.131
5 -	18.015	21.422	112.4	15.373	103.4	54.810	83.21	0.359	10:50:32.941
6 -	17.913	21.255	112.0	15.583	103.7	54.751	83.30	0.300	10:51:27.692
7 -	17.897	21.223	112.0	15.564	103.5	54.684	83.40	0.233	10:52:22.376
8 -	18.091	21.099	113.3	15.668	105.1	54.858	83.14	0.407	10:53:17.234
9 -	17.889	21.320	113.1	15.540	104.2	54.749	83.30	0.298	10:54:11.983
10 -	17.750	21.209	113.1	15.552	105.6	54.511 (3)	83.67	0.060	10:55:06.494
11 -	17.841	21.284	113.7	15.591	103.7	54.716	83.35	0.265	10:56:01.210
12 -	18.058	21.347	113.7	15.318	104.6	54.723	83.34	0.272	10:56:55.933
13 -	18.062	21.673	111.2	15.504	105.0	55.239	82.57	0.788	10:57:51.172
14 -	17.825	21.233	113.3	15.393	106.0	54.451 (1)	83.76		10:58:45.623
15 -	17.919	21.332	112.9	15.228	105.5	54.479 (2)	83.72	0.028	10:59:40.102

P25 69		Tom BOOTH-AMOS		KTM - City Lifting RS Racing					
IDEAL LAP TIME : 54.452		BEST LAP TIME : 54.624		DIFFERENCE : 0.172					
LAP	SECTOR 1	SECTOR 2	SECTOR 3	LAP TIME	MPH	DIFF	TIME OF DAY		

Weather / Track : Bright / Dry

Knockhill
Circuit Length = 1.2669 miles
Start: 10:45 Flag 11:00 End: 11:01

RACE 8 - SECTOR ANALYSIS



SECTOR 1 = FL to I1, SECTOR 2 = I1 to I2, SECTOR 3 = I2 to FL, DIFF = Difference To Personal Best Lap, P = Crossed Finish Line in Pit Lane, D = Time Disallowed

1 -		21.922	110.3	15.523	101.2	59.176	77.07	4.552	10:46:53.016
2 -	18.088	21.790	111.2	15.761	101.9	55.639	81.97	1.015	10:47:48.655
3 -	18.307	21.725	110.5	15.414	101.3	55.446	82.26	0.822	10:48:44.101
4 -	18.018	21.140	112.2	15.466	100.9	54.624 (1)	83.50		10:49:38.725
5 -	18.082	21.281	111.4	15.484	100.9	54.847	83.16	0.223	10:50:33.572
6 -	18.219	21.494	109.4	15.459	100.0	55.172	82.67	0.548	10:51:28.744
7 -	17.984	21.177	112.4	15.529	102.6	54.690	(2) 83.39	0.066	10:52:23.434
8 -	18.062	21.450	111.2	15.328	102.1	54.840	(3) 83.17	0.216	10:53:18.274
9 -	18.464	21.451	111.1	15.362	99.7	55.277	82.51	0.653	10:54:13.551
10 -	19.128	22.476	109.4	15.364	100.9	56.968	80.06	2.344	10:55:10.519

P26	6	Taz TAYLOR	KTM - GA Competition						
IDEAL LAP TIME : 53.159		BEST LAP TIME : 53.224		DIFFERENCE : 0.065					
LAP	SECTOR 1	SECTOR 2	SECTOR 3	LAP TIME	MPH	DIFF	TIME OF DAY		

1 -		21.186	116.7	15.323	106.8	57.457	79.38	4.233	10:46:51.297
2 -	17.571	20.910	116.9	15.012	107.5	53.493	(3) 85.26	0.269	10:47:44.790
3 -	18.020	20.968	115.9	15.015	108.0	54.003	84.46	0.779	10:48:38.793
4 -	17.665	20.856	116.1	14.906	108.0	53.427	(2) 85.37	0.203	10:49:32.220
5 -	17.624	20.752	116.5	15.541	108.5	53.917	84.59	0.693	10:50:26.137
6 -	17.528	20.800	116.1	14.896	107.8	53.224 (1)	85.69		10:51:19.361

P27	44	Edmund BEST	KTM - SymCirrus Motorsport						
IDEAL LAP TIME : 54.383		BEST LAP TIME : 54.470		DIFFERENCE : 0.087					
LAP	SECTOR 1	SECTOR 2	SECTOR 3	LAP TIME	MPH	DIFF	TIME OF DAY		

1 -		21.837	113.9	15.595	105.0	59.681	76.42	5.211	10:46:53.521
2 -	18.194	21.557	112.9	15.799	100.9	55.550	82.10	1.080	10:47:49.071
3 -	18.391	21.675	113.7	15.369	105.3	55.435	(3) 82.27	0.965	10:48:44.506
4 -	17.992	21.402	113.3	15.314	105.3	54.708	(2) 83.37	0.238	10:49:39.214
5 -	17.863	21.350	114.5	15.257	105.8	54.470 (1)	83.73		10:50:33.684
6 -	17.935	21.352	110.5	16.307	105.1	55.594	82.04	1.124	10:51:29.278

P28	15	Eugene McMANUS	KTM - RS Racing / E15 Racing						
IDEAL LAP TIME : 53.186		BEST LAP TIME : 53.497		DIFFERENCE : 0.311					
LAP	SECTOR 1	SECTOR 2	SECTOR 3	LAP TIME	MPH	DIFF	TIME OF DAY		

1 -		20.810	114.1	15.001	107.5	56.039	81.39	2.542	10:46:49.879
2 -	17.388	21.121	113.9	14.988	108.0	53.497 (1)	85.25		10:47:43.376

MCRCB BULLETIN TK249**2017 MCE British Superbike Championship - Round 4****2017 HEL Performance British Motostar Championship****RACE 8 - BEST SPEEDS**

POS	INTERMEDIATE 1			INTERMEDIATE 2			FINISH LINE		
	NO	NAME	MPH	NO	NAME	MPH	NO	NAME	MPH
1				79	STACEY	117.7	47	ARCHER	109.1
2				6	TAYLOR	116.9	79	STACEY	108.7
3				35	LODGE	116.5	6	TAYLOR	108.5
4				47	ARCHER	116.3	54	BURMAN	108.0
5				52	BOERBOOM	115.1	15	McMANUS	108.0
6				42	HOBSON	115.1	35	LODGE	106.8
7				54	BURMAN	114.9	20	MARKLUND	106.8
8				64	DURHAM	114.7	23	LLEWELLYN	106.6
9				23	LLEWELLYN	114.7	42	HOBSON	106.3
10				44	BEST	114.5	52	BOERBOOM	106.0
11				3	KERR	114.3	27	HODGE	106.0
12				20	MARKLUND	114.3	44	BEST	105.8
13				27	HODGE	114.3	3	KERR	105.6
14				15	McMANUS	114.1	64	DURHAM	105.3
15				34	DELVES	113.9	12	RENDELL	104.5
16				12	RENDELL	113.5	34	DELVES	104.5
17				69	BOOTH-AMOS	112.4	56	ATKINS	102.9
18				30	COOK	111.6	69	BOOTH-AMOS	102.6
19				56	ATKINS	111.6	25	BROUWERS	101.6
20				89	MORETON	110.7	95	TURNER	101.5
21				95	TURNER	110.0	89	MORETON	101.5
22				19	RODRIGUEZ	109.8	48	POTTER	101.5
23				48	POTTER	109.6	30	COOK	101.3
24				25	BROUWERS	109.4	19	RODRIGUEZ	100.7
25				2	STRUDWICK	109.1	55	SCOTT	100.6
26				45	SWANN	107.5	99	CAMPBELL	100.0
27				99	CAMPBELL	107.5	45	SWANN	99.7
28				9	HICKEY	107.2	9	HICKEY	97.8
29				55	SCOTT	106.6			
30									

Weather / Track : Bright / Dry

Results can be found at www.tsl-timing.com

Knockhill

Circuit Length = 1.2669 miles

Start: 10:45 Flag 11:00 End: 11:01

Printed - 11:04 Sunday, 18 June 2017

MCRCB BULLETIN TK250

2017 MCE British Superbike Championship - Round 4

2017 HEL Performance British Motostar Championship

RACE 8 - BEST SECTORS

SECTOR 1			SECTOR 2			SECTOR 3			IDEAL / BEST COMPARISON						
POS	NO	NAME	TIME	NO	NAME	TIME	NO	NAME	TIME	POS	NO	NAME	IDEAL	BEST	DIFF
													PERFECT LAP	52.858	
1	15	McMANUS	17.388	47	ARCHER	20.656	47	ARCHER	14.814	1	47	ARCHER	52.965	53.089	0.124
2	12	RENDELL	17.393	6	TAYLOR	20.752	6	TAYLOR	14.896	2	6	TAYLOR	53.159	53.224	0.065
3	3	KERR	17.465	15	McMANUS	20.810	79	STACEY	14.918	3	15	McMANUS	53.186	53.497	0.311
4	47	ARCHER	17.495	12	RENDELL	20.824	15	McMANUS	14.988	4	79	STACEY	53.342	53.381	0.039
5	6	TAYLOR	17.511	35	LODGE	20.840	3	KERR	15.012	5	3	KERR	53.347	53.442	0.095
6	79	STACEY	17.556	79	STACEY	20.868	35	LODGE	15.034	6	12	RENDELL	53.453	53.783	0.330
7	34	DELVES	17.563	3	KERR	20.870	52	BOERBOOM	15.090	7	35	LODGE	53.495	53.764	0.269
8	35	LODGE	17.621	27	HODGE	20.946	64	DURHAM	15.156	8	34	DELVES	53.866	54.006	0.140
9	64	DURHAM	17.625	52	BOERBOOM	20.989	20	MARKLUND	15.164	9	52	BOERBOOM	53.904	53.993	0.089
10	25	BROUWERS	17.712	34	DELVES	21.069	23	LLEWELLYN	15.200	10	27	HODGE	53.924	54.451	0.527
11	27	HODGE	17.750	69	BOOTH-AMOS	21.140	27	HODGE	15.228	11	64	DURHAM	54.042	54.167	0.125
12	20	MARKLUND	17.756	25	BROUWERS	21.188	34	DELVES	15.234	12	20	MARKLUND	54.210	54.330	0.120
13	42	HOBSON	17.786	42	HOBSON	21.209	12	RENDELL	15.236	13	42	HOBSON	54.319	54.438	0.119
14	52	BOERBOOM	17.825	64	DURHAM	21.261	44	BEST	15.257	14	25	BROUWERS	54.338	54.564	0.226
15	19	RODRIGUEZ	17.862	44	BEST	21.263	30	COOK	15.261	15	44	BEST	54.383	54.470	0.087
16	44	BEST	17.863	20	MARKLUND	21.290	42	HOBSON	15.324	16	69	BOOTH-AMOS	54.452	54.624	0.172
17	30	COOK	17.930	23	LLEWELLYN	21.359	69	BOOTH-AMOS	15.328	17	23	LLEWELLYN	54.637	54.802	0.165
18	69	BOOTH-AMOS	17.984	30	COOK	21.457	56	ATKINS	15.353	18	30	COOK	54.648	54.763	0.115
19	23	LLEWELLYN	18.078	19	RODRIGUEZ	21.518	54	BURMAN	15.374	19	19	RODRIGUEZ	54.797	54.849	0.052
20	55	SCOTT	18.128	55	SCOTT	21.669	55	SCOTT	15.405	20	55	SCOTT	55.202	55.308	0.106
21	54	BURMAN	18.181	56	ATKINS	21.789	19	RODRIGUEZ	15.417	21	56	ATKINS	55.361	55.589	0.228
22	56	ATKINS	18.219	54	BURMAN	21.855	25	BROUWERS	15.438	22	54	BURMAN	55.410	55.410	0.000
23	99	CAMPBELL	18.276	95	TURNER	21.864	45	SWANN	15.559	23	95	TURNER	55.795	56.063	0.268
24	95	TURNER	18.324	99	CAMPBELL	21.974	95	TURNER	15.607	24	99	CAMPBELL	55.973	55.973	0.000
25	45	SWANN	18.440	89	MORETON	22.072	99	CAMPBELL	15.723	25	45	SWANN	56.082	56.333	0.251
26	89	MORETON	18.563	45	SWANN	22.083	89	MORETON	15.726	26	89	MORETON	56.361	56.564	0.203
27	48	POTTER	18.639	9	HICKEY	22.307	48	POTTER	15.962	27	48	POTTER	57.033	57.217	0.184
28	9	HICKEY	18.795	48	POTTER	22.432	9	HICKEY	16.032	28	9	HICKEY	57.134	57.281	0.147
29				2	STRUDWICK	22.724									
30															

Weather / Track : Bright / Dry

Results can be found at www.tsl-timing.com

Knockhill

Circuit Length = 1.2669 miles

Start: 10:45 Flag 11:00 End: 11:01

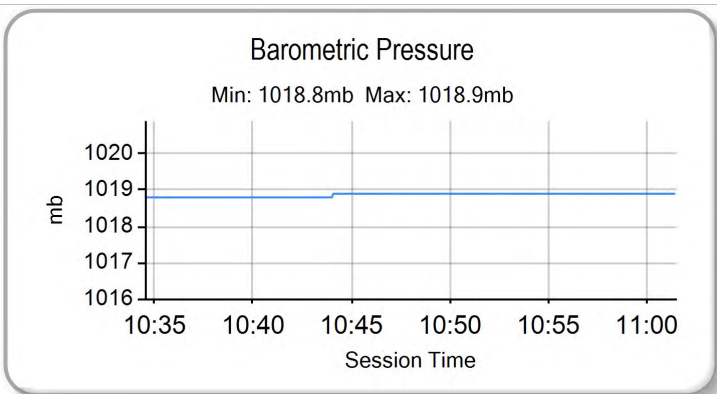
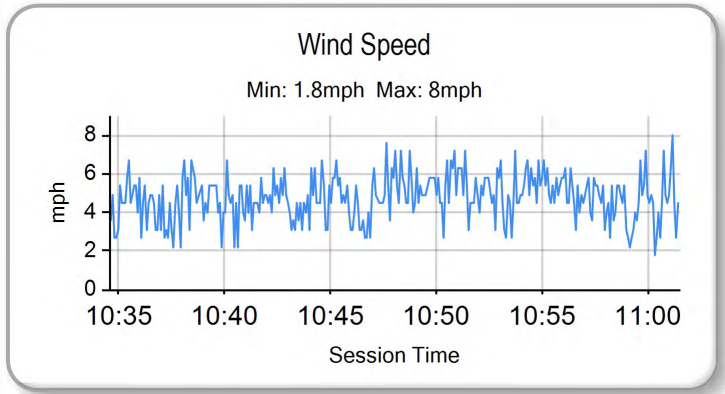
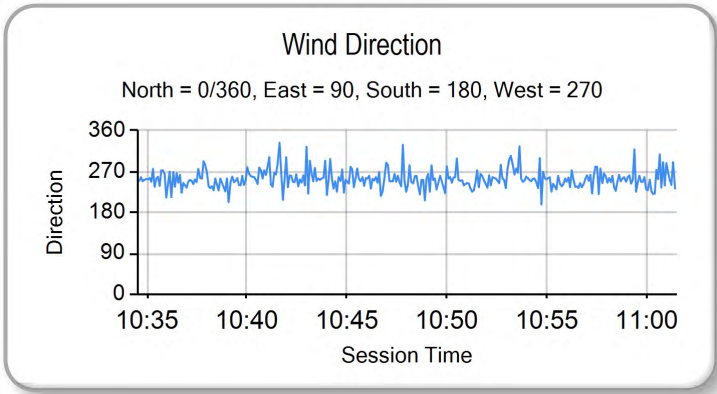
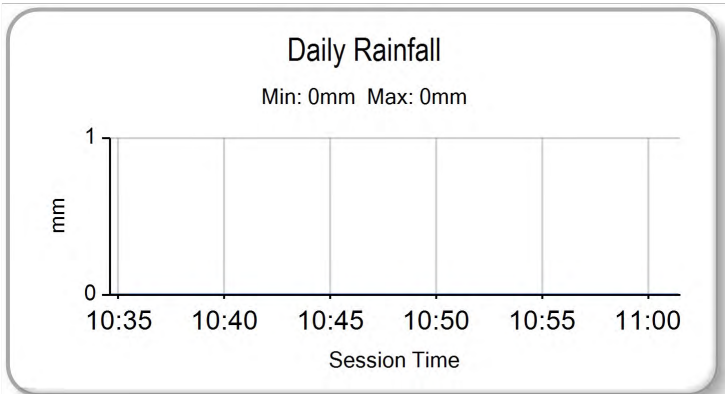
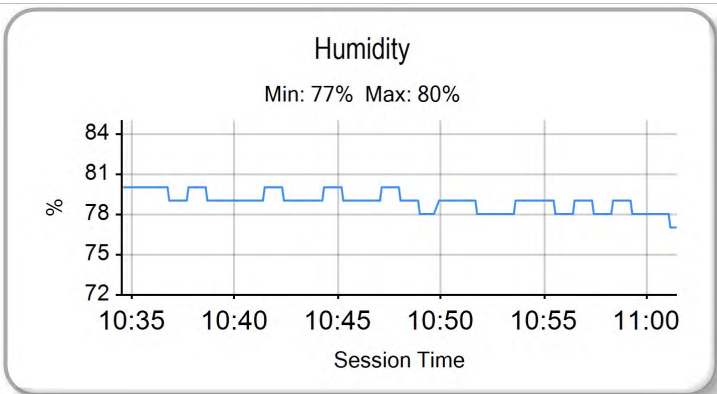
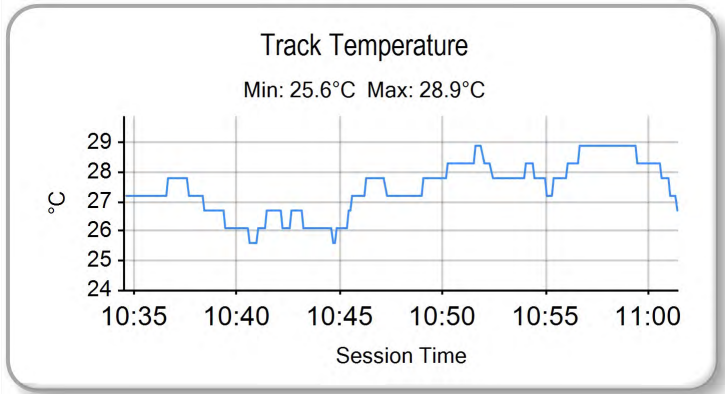
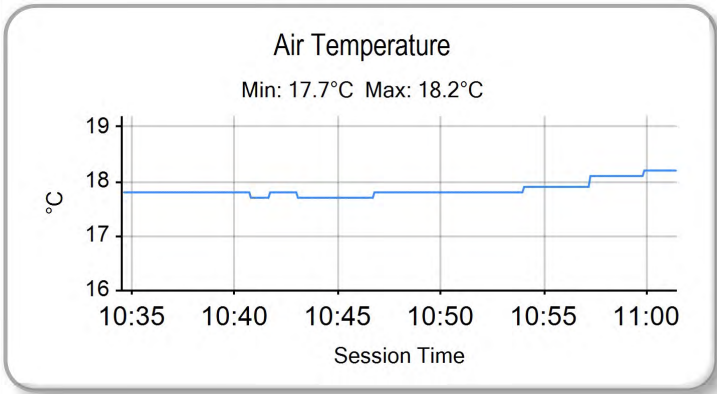
Printed - 11:04 Sunday, 18 June 2017

MCRCB BULLETIN TK251

2017 MCE British Superbike Championship - Round 4

2017 HEL Performance British Motostar Championship

RACE 8 - WEATHER CONDITIONS



Weather / Track : Bright / Dry

Results can be found at www.tsl-timing.com

Knockhill
Circuit Length = 1.2669 miles
Start: 10:45 Flag 11:00 End: 11:01

Printed - 11:05 Sunday, 18 June 2017



ROW 10	30	17	Tom CARNE	57.281	29	9	Rishon HICKEY	57.217	28	48	Ewan POTTER		
ROW 9		27	89	T. Fox MORETON	56.564	26	45	Scott SWANN	56.333	25	2	Thomas STRUDWICK	
ROW 8	24	95	Ross TURNER	56.063	23	99	Stephen CAMPBELL	55.973	22	56	Charlie ATKINS	55.589	
ROW 7		21	54	Sam BURMAN	55.410	20	55	Jack SCOTT	55.308	19	19	Victor RODRIGUEZ	54.849
ROW 6	18	23	Sam LLEWELLYN	54.802	17	30	Max COOK	54.763	16	69	Tom BOOTH-AMOS	54.624	
ROW 5		15	25	Mike BROUWERS	54.564	14	44	Edmund BEST	54.470	13	27	Josh HODGE	54.451
ROW 4	12	42	James HOBSON	54.438	11	20	Joel MARKLUND	54.330	10	64	Asher DURHAM	54.167	
ROW 3		9	34	Liam DELVES	54.006	8	52	Jorel BOERBOOM	53.993	7	12	Edward RENDELL	53.783
ROW 2	6	35	Elliot LODGE	53.764	5	15	Eugene McMANUS	53.497	4	3	Richard KERR	53.442	
ROW 1		3	79	Storm STACEY	53.381	2	6	Taz TAYLOR	53.224	1	47	Jake ARCHER	53.089
												Pole	

Knockhill
Circuit Length = 1.2669 miles

These results are provisional until the conclusion of any judicial and technical matters.

Race Director :	Stewards :	Timekeeper :
-----------------	------------	--------------

Results can be found at www.britishsuperbike.com

Printed - 11:06 Sunday, 18 June 2017





POS	NO	CL	PIC NAME	ENTRY	LAPS	TIME	GAP	DIFF	MPH	BEST	ON
1	47		Jake ARCHER	KTM - City Lifting RS Racing	22	19:42.199			84.87	52.884	9
2	79		Storm STACEY	Kalex - FPW Racing	22	19:47.837	5.638	5.638	84.47	53.327	7
3	15		Eugene McMANUS	KTM - RS Racing / E15 Racing	22	19:48.463	6.264	0.626	84.43	53.214	8
4	6		Taz TAYLOR	KTM - GA Competition	22	19:49.229	7.030	0.766	84.37	53.427	7
5	3		Richard KERR	KTM - North West Racing	22	19:49.644	7.445	0.415	84.34	53.431	9
6	12		Edward RENDELL	KTM - Banks Racing	22	20:00.420	18.221	10.776	83.59	53.809	19
7	64		Asher DURHAM	Mahindra - Cresswell Racing	22	20:02.204	20.005	1.784	83.46	53.867	20
8	34		Liam DELVES	DR-Moto - Stauff Connect Academy / Dr-Moto	22	20:06.260	24.061	4.056	83.18	53.899	14
9	20		Joel MARKLUND	KTM - Marklund Solutions / SP125	22	20:11.178	28.979	4.918	82.84	54.421	13
10	25		Mike BROUWERS	APG Moto - TEC7-Joma / Brouwersracingteam	22	20:11.471	29.272	0.293	82.82	54.433	13
11	27		Josh HODGE	KTM - Team HPR	22	20:16.741	34.542	5.270	82.46	54.264	22
12	23		Sam LLEWELLYN	KTM - SymCirrus Motorsport	22	20:16.943	34.744	0.202	82.45	54.403	22
13	17		Tom CARNE	Tigcraft - Neatafan / Tigcraft Racing	22	20:20.314	38.115	3.371	82.22	54.458	18
14	42		James HOBSON	Mahindra - Microlise Cresswell Racing	22	20:20.447	38.248	0.133	82.21	54.248	22
15	30	S	Max COOK	Honda NSF - Wilson Racing	22	20:21.749	39.550	1.302	82.13	54.454	22
16	19	S	Victor RODRIGUEZ	Honda NSF - GA Competition	22	20:25.905	43.706	4.156	81.85	54.697	16
17	2	S	Thomas STRUDWICK	Honda NSF - Case Moto Rapido Moto3	22	20:26.190	43.991	0.285	81.83	54.869	14
18	54		Sam BURMAN	KTM - TeamWNT / Burman Racing	22	20:37.607	55.408	11.417	81.07	54.814	12
19	55	S	Jack SCOTT	Honda NSF - J J Racing	21	19:46.378	1 Lap	1 Lap	80.73	55.393	20
20	99		Stephen CAMPBELL	Honda - Campbell Racing	21	19:46.749	1 Lap	0.371	80.71	55.570	21
21	56	S	Charlie ATKINS	Honda NSF - Wilson Racing	21	19:52.222	1 Lap	5.473	80.34	55.989	12
22	95	S	Ross TURNER	Honda NSF - RedRat Racing	21	19:52.455	1 Lap	0.233	80.32	55.759	16
23	89	S	T. Fox MORETON	Honda NSF - Banks Racing / Moto Engineering	21	19:54.600	1 Lap	2.145	80.18	55.880	11
24	9	S	Rishon HICKEY	Honda NSF - Cresswell Racing	21	20:25.270	1 Lap	30.670	78.17	57.381	20
25	48	S	Ewan POTTER	Honda NSF -	21	20:28.602	1 Lap	3.332	77.96	57.647	21

NOT CLASSIFIED

DNF	52		Jorel BOERBOOM	Kalex KTM - Fireplace Warehouse	18	16:25.101	4 Laps	3 Laps	83.34	53.912	14
DNF	45	S	Scott SWANN	Honda NSF - Swann Racing	16	15:12.008	6 Laps	2 Laps	80.01	56.095	16
DNF	44		Edmund BEST	KTM - SymCirrus Motorsport	10	9:28.861	12 Laps	6 Laps	80.17	54.868	4
DNF	35		Elliot LODGE	FTR - Spike Racing / SP125	1	58.908	21 Laps	9 Laps	77.42		

FASTEST LAP

47			Jake ARCHER	KTM - City Lifting RS Racing	9	52.884		86.24 mph		138.80 kph	
30	S		Max COOK	Honda NSF - Wilson Racing	22	54.454		83.76 mph		134.80 kph	

Weather / Track : Bright / Dry

These results are provisional until the conclusion of any judicial and technical matters.

Knockhill

Circuit Length = 1.2669 miles

Start: 14:55 Flag 15:15 End: 15:16

Race Director :	Stewards :	Timekeeper :
-----------------	------------	--------------

Results can be found at www.britishsuperbike.com

Printed - 15:16 Sunday, 18 June 2017



MCRCB BULLETIN TK301

2017 MCE British Superbike Championship - Round 4

2017 HEL Performance British Motostar Championship

RACE 14 - LAP CHART

LAP 1 @ 14:56:31.367			LAP 3 @ 14:58:19.815			LAP 5 @ 15:00:07.589			LAP 7 @ 15:01:54.229			LAP 9 @ 15:03:40.457		
NO	BEHIND	LAP TIME	NO	BEHIND	LAP TIME	NO	BEHIND	LAP TIME	NO	BEHIND	LAP TIME	NO	BEHIND	LAP TIME
79		57.103	79		54.131	79		53.995	47		53.135	47		52.884
47	0.193	57.296	47	0.100	54.153	47	0.074	53.846	79	0.676	53.327	79	1.983	53.634
6	0.631	57.734	6	0.357	53.983	6	0.456	53.840	6	1.022	53.427	6	2.311	53.783
3	0.885	57.988	3	0.611	54.054	3	0.698	53.737	15	1.747	53.679	15	2.423	53.690
15	1.333	58.436	15	0.873	53.942	15	0.926	53.706	3	1.787	53.690	3	2.794	53.431
52	1.574	58.677	64	3.974	54.759	64	5.637	54.528	12	8.287	54.221	52	10.463	53.970
12	1.679	58.782	52	4.045	54.746	52	5.873	54.912	52	8.406	54.393	12	10.597	54.264
35	1.805	58.908	12	4.310	54.933	12	6.198	54.928	64	8.606	55.154	64	10.918	54.137
64	1.943	59.046	20	4.375	54.928	20	6.282	54.907	34	9.385	54.625	34	11.239	54.137
20	2.758	59.861	34	4.661	54.935	34	6.522	54.857	20	9.551	55.441	20	12.920	54.544
25	2.820	59.923	25	5.090	54.709	25	6.901	54.810	25	9.989	55.247	25	13.635	54.564
34	2.867	59.970	27	7.493	55.681	27	10.548	55.622	23	14.054	55.235	23	17.763	54.842
27	3.112	1:00.215	23	8.422	55.817	23	10.611	54.917	27	14.215	54.848	27	18.136	55.074
54	3.454	1:00.557	19	8.914	55.540	19	12.372	55.533	19	16.973	55.505	42	21.878	55.245
30	3.501	1:00.604	54	8.993	56.118	30	12.465	55.533	30	17.163	55.496	19	21.946	55.777
23	3.696	1:00.799	30	9.421	55.796	54	12.699	55.649	42	17.554	55.316	30	22.204	55.832
19	4.010	1:01.113	2	9.801	56.260	42	13.272	55.831	2	18.202	55.497	17	22.281	55.388
55	4.483	1:01.586	42	9.871	56.149	2	13.826	56.024	17	18.340	55.461	44	22.382	54.875
42	4.533	1:01.636	56	10.524	56.435	17	14.622	55.681	44	18.850	55.697	2	23.172	55.400
2	4.839	1:01.942	17	10.655	55.551	44	14.836	55.278	54	19.129	57.241	54	23.422	55.177
56	5.228	1:02.331	99	11.865	56.780	56	15.122	56.362	56	21.640	57.006	99	28.969	56.478
45	5.758	1:02.861	45	12.091	57.048	99	16.484	56.126	99	22.282	56.253	56	29.199	56.922
99	6.052	1:03.155	55	12.247	57.144	55	17.573	55.834	55	22.741	55.804	55	29.363	56.764
17	6.384	1:03.487	95	12.424	56.830	45	18.516	56.567	89	25.373	56.633	89	31.657	56.587
95	6.433	1:03.536	44	12.464	56.424	89	18.677	56.499	45	25.384	57.013	45	32.001	56.405
89	7.294	1:04.397	89	12.879	57.277	95	19.243	56.973	95	25.811	56.717	95	32.226	56.332
9	7.873	1:04.976	9	17.323	58.681	9	25.987	58.617	9	35.099	58.034	9	44.683	57.973
48	8.062	1:05.165	48	17.431	58.392	48	26.241	58.434	48	35.355	58.000	48	44.933	57.677
44	8.848	1:05.951												

LAP 2 @ 14:57:25.684			LAP 4 @ 14:59:13.594			LAP 6 @ 15:01:01.094			LAP 8 @ 15:02:47.573			LAP 10 @ 15:04:33.654		
NO	BEHIND	LAP TIME	NO	BEHIND	LAP TIME	NO	BEHIND	LAP TIME	NO	BEHIND	LAP TIME	NO	BEHIND	LAP TIME
79		54.317	79		53.779	47		53.431	47		53.344	47		53.197
47	0.078	54.202	47	0.223	53.902	79	0.484	53.989	79	1.233	53.901	79	2.895	54.109
6	0.505	54.191	6	0.611	54.033	6	0.730	53.779	6	1.412	53.734	6	3.341	54.227
3	0.688	54.120	3	0.956	54.124	15	1.203	53.782	15	1.617	53.214	3	3.636	54.039
15	1.062	54.046	15	1.215	54.121	3	1.232	54.039	3	2.247	53.804	15	4.340	55.114
64	3.346	55.720	52	4.956	54.690	64	6.587	54.455	12	9.217	54.274	52	11.611	54.345
52	3.430	56.173	64	5.104	54.909	52	7.148	54.780	52	9.377	54.315	12	11.870	54.470
12	3.508	56.146	12	5.265	54.734	12	7.201	54.508	64	9.665	54.403	64	12.079	54.358
20	3.578	55.137	20	5.370	54.774	20	7.245	54.468	34	9.986	53.945	34	12.283	54.241
34	3.857	55.307	34	5.660	54.778	25	7.877	54.481	20	11.260	55.053	20	14.462	54.739
25	4.512	56.009	25	6.086	54.775	34	7.895	54.878	25	11.955	55.310	25	15.029	54.591
27	5.943	57.148	27	8.921	55.207	23	11.954	54.848	23	15.805	55.095	23	19.444	54.878
23	6.736	57.357	23	9.689	55.046	27	12.502	55.459	27	15.946	55.075	27	19.594	54.655
54	7.006	57.869	19	10.834	55.699	19	14.603	55.736	19	19.053	55.424	42	23.619	54.938
19	7.505	57.812	30	10.927	55.285	30	14.802	55.842	30	19.256	55.437	17	23.909	54.825
2	7.672	57.150	54	11.045	55.831	54	15.023	55.829	42	19.517	55.307	30	24.661	55.654
30	7.756	58.572	42	11.436	55.344	42	15.373	55.606	17	19.777	54.781	19	24.728	55.979
42	7.853	57.637	2	11.797	55.775	2	15.840	55.519	44	20.391	54.885	2	25.318	55.343
56	8.220	57.309	56	12.755	56.010	17	16.014	54.897	2	20.656	55.798	54	25.765	55.540
45	9.174	57.733	17	12.936	56.060	44	16.288	54.957	54	21.129	55.344	44	29.471	1:00.286
99	9.216	57.481	44	13.553	54.868	56	17.769	56.152	56	25.161	56.865	99	31.952	56.180
55	9.234	59.068	99	14.353	56.267	99	19.164	56.185	99	25.375	56.437	56	32.235	56.233
17	9.235	57.168	55	15.734	57.266	55	20.072	56.004	55	25.483	56.086	55	32.531	56.365
95	9.725	57.609	45	15.944	57.632	45	21.506	56.495	89	27.954	55.925	89	34.596	56.136
89	9.733	56.756	89	16.173	57.073	89	21.875	56.703	45	28.480	56.440	45	35.047	56.243
44	10.171	55.640	95	16.265	57.620	95	22.229	56.491	95	28.778	56.311	95	35.217	56.188
9	12.773	59.217	9	21.365	57.821	9	30.200	57.718	9	39.594	57.839	9	49.431	57.945
48	13.170	59.425	48	21.802	58.150	48	30.490	57.754	48	40.140	58.129	48	49.678	57.942

Knockhill
 Circuit Length = 1.2669 miles
 Start: 14:55 Flag 15:15 End: 15:16

Weather / Track : Bright / Dry

MCRCB BULLETIN TK301

2017 MCE British Superbike Championship - Round 4

2017 HEL Performance British Motostar Championship

RACE 14 - LAP CHART

LAP 11 @ 15:05:26.847

NO	BEHIND	LAP TIME
47		53.193
79	3.896	54.194
6	4.138	53.990
3	4.535	54.092
15	4.842	53.695
12	13.451	54.774
52	13.584	55.166
64	13.793	54.907
34	14.040	54.950
20	15.883	54.614
25	16.309	54.473
23	20.950	54.699
27	21.274	54.873
42	24.870	54.444
17	25.355	54.639
30	26.327	54.859
19	26.433	54.898
2	27.165	55.040
54	27.599	55.027
99	34.921	56.162
55	35.085	55.747
56	35.516	56.474
89	37.283	55.880
45	38.121	56.267
95	38.332	56.308

LAP 12 @ 15:06:20.347

NO	BEHIND	LAP TIME
47		53.500
9	1 Lap	57.629
48	1 Lap	57.712
79	4.341	53.945
6	4.585	53.947
3	4.735	53.700
15	5.070	53.728
12	14.109	54.158
52	14.159	54.075
64	14.567	54.274
34	14.935	54.395
20	17.055	54.672
25	17.543	54.734
23	22.345	54.895
27	22.650	54.876
42	26.192	54.822
17	26.434	54.579
30	27.691	54.864
19	28.067	55.134
2	28.620	54.955
54	28.913	54.814
55	37.397	55.812
99	37.717	56.296
56	38.005	55.989
89	39.935	56.152
45	41.000	56.379
95	41.210	56.378

LAP 13 @ 15:07:13.620

NO	BEHIND	LAP TIME
47		53.273
9	1 Lap	57.424
79	4.740	53.672

6	4.953	53.641
15	5.187	53.390
3	5.428	53.966
48	1 Lap	58.623
12	14.855	54.019
52	14.999	54.113
64	15.323	54.029
34	15.783	54.121
20	18.203	54.421
25	18.703	54.433
23	23.673	54.601
27	24.132	54.755
17	27.745	54.584
42	27.812	54.893
30	29.206	54.788
19	29.709	54.915
2	30.242	54.895
54	30.660	55.020
55	40.122	55.998
99	40.486	56.042
56	40.890	56.158
89	42.925	56.263
95	43.883	55.946
45	44.192	56.465

LAP 14 @ 15:08:06.950

NO	BEHIND	LAP TIME
47		53.330
79	5.122	53.712
6	5.559	53.936
15	5.600	53.743
3	6.370	54.272
9	1 Lap	58.151
48	1 Lap	57.991
12	15.432	53.907
52	15.581	53.912
64	15.928	53.935
34	16.352	53.899
20	19.650	54.777
25	20.001	54.628
23	25.500	55.157
27	25.620	54.818
17	29.154	54.739
42	29.580	55.098
30	30.721	54.845
19	31.296	54.917
2	31.781	54.869
54	32.388	55.058
55	42.742	55.950
99	43.239	56.083
56	43.699	56.139
89	46.028	56.433
95	46.368	55.815
45	47.043	56.181

LAP 15 @ 15:09:00.413

NO	BEHIND	LAP TIME
47		53.463
79	5.590	53.931
15	5.927	53.790
6	6.000	53.904
3	7.057	54.150
9	1 Lap	57.797
48	1 Lap	57.986

12	16.160	54.191
52	16.348	54.230
64	16.576	54.111
34	16.949	54.060
20	21.026	54.839
25	21.697	55.159
23	26.991	54.954
27	27.153	54.996
17	30.486	54.795
42	30.858	54.741
30	32.228	54.970
19	32.765	54.932
2	33.213	54.895
54	38.288	59.363
55	45.190	55.911
99	45.655	55.879
56	46.460	56.224
89	48.929	56.364
95	49.554	56.649
45	49.764	56.184

LAP 16 @ 15:09:53.822

NO	BEHIND	LAP TIME
47		53.409
79	5.864	53.683
15	6.266	53.748
6	6.535	53.944
3	7.436	53.788
12	17.051	54.300
52	17.201	54.262
64	17.794	54.627
9	1 Lap	57.659
34	18.444	54.904
48	1 Lap	58.835
20	22.235	54.618
25	22.758	54.470
23	28.048	54.466
27	28.385	54.641
17	31.912	54.835
42	32.125	54.676
30	33.772	54.953
19	34.053	54.697
2	34.901	55.097
54	40.836	55.957
55	47.499	55.718
99	48.216	55.970
56	49.703	56.652
89	51.705	56.185
95	51.904	55.759
45	52.450	56.095

LAP 17 @ 15:10:46.979

NO	BEHIND	LAP TIME
47		53.157
79	6.495	53.788
15	6.971	53.862
6	7.065	53.687
3	7.774	53.495
12	17.920	54.026
52	18.315	54.271
64	18.543	53.906
34	19.725	54.438
9	1 Lap	58.294
20	23.708	54.630

25	24.346	54.745
48	1 Lap	57.879
23	29.663	54.772
27	29.859	54.631
17	33.731	54.976
42	33.871	54.903
30	35.801	55.186
19	35.868	54.972
2	36.770	55.026
54	43.723	56.044
55	49.988	55.646
99	51.050	55.991
56	52.857	56.311

LAP 18 @ 15:11:40.853

NO	BEHIND	LAP TIME
47		53.874
89	1 Lap	56.401
95	1 Lap	56.724
79	6.619	53.998
15	6.925	53.828
6	7.199	54.008
3	7.751	53.851
12	17.940	53.894
52	18.512	54.071
64	18.734	54.065
34	20.422	54.571
20	24.898	55.064
25	25.459	54.987
9	1 Lap	57.702
48	1 Lap	58.465
23	30.882	55.093
27	31.099	55.114
17	34.315	54.458
42	34.817	54.820
30	36.734	54.807
19	37.177	55.183
2	37.893	54.997
54	46.125	56.276
55	52.229	56.115
99	53.089	55.913

LAP 19 @ 15:12:34.816

NO	BEHIND	LAP TIME
47		53.963
56	1 Lap	56.502
95	1 Lap	56.221
89	1 Lap	56.911
79	6.404	53.748
15	6.740	53.778
6	6.976	53.740
3	7.249	53.461
12	17.786	53.809
64	19.375	54.604
34	21.185	54.726
20	25.844	54.909
25	26.512	55.016
9	1 Lap	59.051
23	32.142	55.223
27	32.312	55.176
48	1 Lap	58.599
17	35.175	54.823
42	35.664	54.810
30	37.567	54.796

LAP 20 @ 15:13:28.565

NO	BEHIND	LAP TIME
47		53.749
55	1 Lap	56.427
99	1 Lap	55.909
56	1 Lap	57.383
79	6.201	53.546
95	1 Lap	56.157
15	6.691	53.700
6	7.114	53.887
89	1 Lap	56.959
3	7.348	53.848
12	17.964	53.927
64	19.493	53.867
34	21.985	54.549
20	26.757	54.662
25	27.485	54.722
23	33.083	54.690
27	33.235	54.672
9	1 Lap	57.735
17	36.442	55.016
42	37.336	55.421
30	38.474	54.656
48	1 Lap	58.051
19	39.701	55.152
2	40.602	55.296
54	51.000	56.065

LAP 21 @ 15:14:21.929

NO	BEHIND	LAP TIME
47		53.364
55	1 Lap	55.393
99	1 Lap	55.592
79	6.712	53.875
15	7.068	53.741
6	7.501	53.751
56	1 Lap	56.368
3	8.214	54.230
95	1 Lap	55.889
89	1 Lap	56.874
12	18.680	54.080
64	20.015	53.886
34	23.396	54.775
20	28.306	54.913
25	28.901	54.780
27	34.812	54.941
23	34.875	55.156
17	37.977	54.899
42	38.534	54.562
30	39.630	54.520
9	1 Lap	57.381
19	42.784	56.447
2	42.991	55.753
48	1 Lap	57.746
54	53.572	55.936

LAP 22 @ 15:15:16.463

NO	BEHIND	LAP TIME
47		54.534

Weather / Track : Bright / Dry

Knockhill

Circuit Length = 1.2669 miles

Start: 14:55 Flag 15:15 End: 15:16

MCRCB BULLETIN TK301

2017 MCE British Superbike Championship - Round 4

2017 HEL Performance British Motostar Championship

RACE 14 - LAP CHART

55	1 Lap	55.740
99	1 Lap	55.570
79	5.638	53.460
15	6.264	53.730
6	7.030	54.063
3	7.445	53.765
56	1 Lap	56.397
95	1 Lap	56.002
89	1 Lap	56.192
12	18.221	54.075
64	20.005	54.524
34	24.061	55.199
20	28.979	55.207
25	29.272	54.905
27	34.542	54.264
23	34.744	54.403
17	38.115	54.672
42	38.248	54.248
30	39.550	54.454
9	1 Lap	57.626
19	43.706	55.456
2	43.991	55.534
48	1 Lap	57.647
54	55.408	56.370

MCRCB BULLETIN TK302

2017 MCE British Superbike Championship - Round 4

2017 HEL Performance British Motostar Championship

RACE 14 - POSITION CHART

No	Name	Lap																						
		Pos	1	2	3	4	5	6	7	8	9	10	11	12	13	14	15	16	17	18	19	20	21	22
47	ARCHER	1	79	79	79	79	79	47	47	47	47	47	47	47	47	47	47	47	47	47	47	47	47	47
6	TAYLOR	2	47	47	47	47	47	79	79	79	79	79	79	79	79	79	79	79	79	79	79	79	79	79
79	STACEY	3	6	6	6	6	6	6	6	6	6	6	6	6	6	6	15	15	15	15	15	15	15	15
3	KERR	4	3	3	3	3	3	15	15	15	15	3	3	3	3	15	15	6	6	6	6	6	6	6
15	McMANUS	5	15	15	15	15	15	3	3	3	3	15	15	15	3	3	3	3	3	3	3	3	3	3
35	LODGE	6	52	64	64	52	64	64	12	12	52	52	12	12	12	12	12	12	12	12	12	12	12	12
12	RENDELL	7	12	52	52	64	52	52	52	52	12	12	52	52	52	52	52	52	52	52	64	64	64	64
52	BOERBOOM	8	35	12	12	12	12	12	64	64	64	64	64	64	64	64	64	64	64	64	34	34	34	34
34	DELVES	9	64	20	20	20	20	20	34	34	34	34	34	34	34	34	34	34	34	34	20	20	20	20
64	DURHAM	10	20	34	34	34	34	25	20	20	20	20	20	20	20	20	20	20	20	20	25	25	25	25
20	MARKLUND	11	25	25	25	25	25	34	25	25	25	25	25	25	25	25	25	25	25	25	23	23	27	27
42	HOBSON	12	34	27	27	27	27	23	23	23	23	23	23	23	23	23	23	23	23	23	27	27	23	23
27	HODGE	13	27	23	23	23	23	27	27	27	27	27	27	27	27	27	27	27	27	27	17	17	17	17
44	BEST	14	54	54	19	19	19	19	19	19	42	42	42	42	17	17	17	17	17	17	42	42	42	42
25	BROUWERS	15	30	19	54	30	30	30	30	30	19	17	17	17	42	42	42	42	42	42	30	30	30	30
30	COOK	16	23	2	30	54	54	54	42	42	30	30	30	30	30	30	30	30	30	30	19	19	19	19
23	LLEWELLYN	17	19	30	2	42	42	42	2	17	17	19	19	19	19	19	19	19	19	19	2	2	2	2
19	RODRIGUEZ	18	55	42	42	2	2	2	17	44	44	2	2	2	2	2	2	2	2	2	54	54	54	54
55	SCOTT	19	42	56	56	56	17	17	44	2	2	54	54	54	54	54	54	54	54	54	55	55	55	55
54	BURMAN	20	2	45	17	17	44	44	54	54	54	44	99	55	55	55	55	55	55	55	99	99	99	99
56	ATKINS	21	56	99	99	44	56	56	56	56	99	99	55	99	99	99	99	99	99	99	56	56	56	56
99	CAMPBELL	22	45	55	45	99	99	99	99	99	99	56	56	56	56	56	56	56	56	56	95	95	95	95
95	TURNER	23	99	17	55	55	55	55	55	55	55	55	89	89	89	89	89	89	89	89	95	89	89	89
2	STRUDWICK	24	17	95	95	45	45	45	89	89	89	89	45	45	95	95	95	95	95	95	89	9	9	9
45	SWANN	25	95	89	44	89	89	89	45	45	45	45	95	95	45	45	45	45	9	9	48	48	48	48
89	MORETON	26	89	44	89	95	95	95	95	95	95	95	9	9	9	9	9	9	9	48	48			
48	POTTER	27	9	9	9	9	9	9	9	9	9	9	48	48	48	48	48	48						
9	HICKEY	28	48	48	48	48	48	48	48	48	48	48												
17	CARNE	29	44																					

Weather / Track : Bright / Dry

Results can be found at www.tsl-timing.com

Knockhill
 Circuit Length = 1.2669 miles
 Start: 14:55 Flag 15:15 End: 15:16

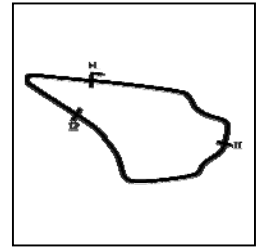
Printed - 15:18 Sunday, 18 June 2017

MCRCB BULLETIN TK303

2017 MCE British Superbike Championship - Round 4

2017 HEL Performance British Motostar Championship

RACE 14 - SECTOR ANALYSIS



SECTOR 1 = FL to I1, SECTOR 2 = I1 to I2, SECTOR 3 = I2 to FL, DIFF = Difference To Personal Best Lap, P = Crossed Finish Line in Pit Lane, D = Time Disallowed

P1 47		Jake ARCHER				KTM - City Lifting RS Racing				
IDEAL LAP TIME : 52.884		BEST LAP TIME : 52.884				DIFFERENCE : 0.000				
LAP	SECTOR 1	SECTOR 2		SECTOR 3		LAP TIME	MPH	DIFF	TIME OF DAY	
1 -		21.648	113.3	15.260	109.2	57.296	79.60	4.412	14:56:31.560	
2 -	17.886	21.301	115.3	15.015	109.4	54.202	84.15	1.318	14:57:25.762	
3 -	17.936	21.218	115.3	14.999	110.1	54.153	84.22	1.269	14:58:19.915	
4 -	17.814	21.157	115.7	14.931	109.1	53.902	84.61	1.018	14:59:13.817	
5 -	17.628	21.261	115.5	14.957	110.1	53.846	84.70	0.962	15:00:07.663	
6 -	17.552	20.991	114.1	14.888	108.7	53.431	85.36	0.547	15:01:01.094	
7 -	17.466	20.873	114.5	14.796	109.1	53.135 (2)	85.84	0.251	15:01:54.229	
8 -	17.494	20.995	114.1	14.855	108.9	53.344	85.50	0.460	15:02:47.573	
9 -	17.427	20.726	115.1	14.731	109.2	52.884 (1)	86.24		15:03:40.457	
10 -	17.442	20.804	113.7	14.951	109.6	53.197	85.74	0.313	15:04:33.654	
11 -	17.505	20.837	114.5	14.851	108.7	53.193	85.74	0.309	15:05:26.847	
12 -	17.448	20.868	116.1	15.184	109.6	53.500	85.25	0.616	15:06:20.347	
13 -	17.477	20.902	114.1	14.894	109.2	53.273	85.61	0.389	15:07:13.620	
14 -	17.490	20.909	113.5	14.931	109.2	53.330	85.52	0.446	15:08:06.950	
15 -	17.527	21.025	112.4	14.911	109.2	53.463	85.31	0.579	15:09:00.413	
16 -	17.558	21.036	114.1	14.815	108.7	53.409	85.39	0.525	15:09:53.822	
17 -	17.555	20.837	115.1	14.765	109.6	53.157 (3)	85.80	0.273	15:10:46.979	
18 -	17.761	21.239	114.3	14.874	109.8	53.874	84.66	0.990	15:11:40.853	
19 -	17.638	21.437	114.3	14.888	109.4	53.963	84.52	1.079	15:12:34.816	
20 -	17.653	21.166	111.4	14.930	109.1	53.749	84.85	0.865	15:13:28.565	
21 -	17.536	20.868	113.7	14.960	108.5	53.364	85.47	0.480	15:14:21.929	
22 -	17.605	21.523	112.0	15.406	104.8	54.534	83.63	1.650	15:15:16.463	

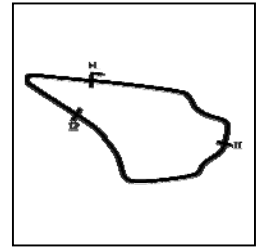
P2 79		Storm STACEY				Kalex - FPW Racing				
IDEAL LAP TIME : 53.282		BEST LAP TIME : 53.327				DIFFERENCE : 0.045				
LAP	SECTOR 1	SECTOR 2		SECTOR 3		LAP TIME	MPH	DIFF	TIME OF DAY	
1 -		21.706	112.4	15.202	108.2	57.103	79.87	3.776	14:56:31.367	
2 -	17.878	21.413	113.7	15.026	107.3	54.317	83.97	0.990	14:57:25.684	
3 -	17.867	21.323	114.1	14.941	107.8	54.131	84.26	0.804	14:58:19.815	
4 -	17.767	21.167	114.3	14.845	107.5	53.779	84.81	0.452	14:59:13.594	
5 -	17.730	21.334	113.1	14.931	107.5	53.995	84.47	0.668	15:00:07.589	
6 -	17.959	21.058	115.3	14.972	107.5	53.989	84.48	0.662	15:01:01.578	
7 -	17.590	20.956	115.1	14.781	108.2	53.327 (1)	85.53		15:01:54.905	
8 -	17.651	21.261	114.1	14.989	106.1	53.901	84.62	0.574	15:02:48.806	
9 -	17.626	21.221	114.9	14.787	108.0	53.634	85.04	0.307	15:03:42.440	
10 -	17.741	21.547	113.3	14.821	108.5	54.109	84.29	0.782	15:04:36.549	
11 -	17.738	21.524	115.7	14.932	107.7	54.194	84.16	0.867	15:05:30.743	
12 -	17.772	21.340	115.9	14.833	109.1	53.945	84.55	0.618	15:06:24.688	
13 -	17.631	21.024	115.5	15.017	108.5	53.672	84.98	0.345	15:07:18.360	
14 -	17.647	21.222	114.3	14.843	108.4	53.712	84.91	0.385	15:08:12.072	
15 -	17.756	21.359	113.3	14.816	108.0	53.931	84.57	0.604	15:09:06.003	
16 -	17.657	21.161	113.9	14.865	108.4	53.683	84.96	0.356	15:09:59.686	
17 -	17.669	21.158	114.3	14.961	108.5	53.788	84.79	0.461	15:10:53.474	
18 -	17.731	21.409	113.7	14.858	108.5	53.998	84.46	0.671	15:11:47.472	
19 -	17.725	21.209	114.5	14.814	108.0	53.748	84.86	0.421	15:12:41.220	
20 -	17.701	21.008	116.3	14.837	108.2	53.546 (3)	85.18	0.219	15:13:34.766	
21 -	17.655	21.466	114.1	14.754	108.2	53.875	84.66	0.548	15:14:28.641	
22 -	17.618	21.106	113.7	14.736	109.1	53.460 (2)	85.31	0.133	15:15:22.101	

P3 15		Eugene McMANUS				KTM - RS Racing / E15 Racing				
IDEAL LAP TIME : 52.919		BEST LAP TIME : 53.214				DIFFERENCE : 0.295				
LAP	SECTOR 1	SECTOR 2		SECTOR 3		LAP TIME	MPH	DIFF	TIME OF DAY	
1 -		21.976	111.2	15.893	108.2	58.436	78.05	5.222	14:56:32.700	
2 -	17.751	21.015	115.7	15.280	108.7	54.046	84.39	0.832	14:57:26.746	
3 -	17.679	21.080	115.1	15.183	109.1	53.942	84.55	0.728	14:58:20.688	
4 -	17.620	21.479	113.9	15.022	109.8	54.121	84.27	0.907	14:59:14.809	
5 -	17.584	21.011	115.9	15.111	110.0	53.706	84.92	0.492	15:00:08.515	
6 -	17.614	21.157	116.3	15.011	106.8	53.782	84.80	0.568	15:01:02.297	

Weather / Track : Bright / Dry

Knockhill
Circuit Length = 1.2669 miles
Start: 14:55 Flag 15:15 End: 15:16

RACE 14 - SECTOR ANALYSIS



SECTOR 1 = FL to I1, SECTOR 2 = I1 to I2, SECTOR 3 = I2 to FL, DIFF = Difference To Personal Best Lap, P = Crossed Finish Line in Pit Lane, D = Time Disallowed

7 -	17.852	20.747	116.1	15.080	109.2	53.679 (3)	84.97	0.465	15:01:55.976
8 -	17.441	20.754	116.9	15.019	109.8	53.214 (1)	85.71		15:02:49.190
9 -	17.618	21.139	116.5	14.933	110.1	53.690	84.95	0.476	15:03:42.880
10 -	17.461	21.484	111.8	16.169	109.6	55.114	82.75	1.900	15:04:37.994
11 -	17.332	21.176	114.5	15.187	109.2	53.695	84.94	0.481	15:05:31.689
12 -	17.514	20.971	115.9	15.243	110.3	53.728	84.89	0.514	15:06:25.417
13 -	17.482	21.068	116.9	14.840	110.7	53.390 (2)	85.43	0.176	15:07:18.807
14 -	17.603	21.207	114.3	14.933	109.8	53.743	84.86	0.529	15:08:12.550
15 -	17.570	21.153	115.5	15.067	108.7	53.790	84.79	0.576	15:09:06.340
16 -	17.476	21.184	114.5	15.088	109.1	53.748	84.86	0.534	15:10:00.088
17 -	17.534	21.060	115.5	15.268	109.4	53.862	84.68	0.648	15:10:53.950
18 -	17.581	21.309	115.1	14.938	110.0	53.828	84.73	0.614	15:11:47.778
19 -	17.616	21.170	116.9	14.992	109.6	53.778	84.81	0.564	15:12:41.556
20 -	17.738	20.918	116.7	15.044	109.8	53.700	84.93	0.486	15:13:35.256
21 -	17.389	21.439	115.1	14.913	109.6	53.741	84.87	0.527	15:14:28.997
22 -	17.413	21.256	114.1	15.061	109.8	53.730	84.88	0.516	15:15:22.727

P4	6	Taz TAYLOR	KTM - GA Competition					
IDEAL LAP TIME : 53.311		BEST LAP TIME : 53.427		DIFFERENCE : 0.116				

LAP	SECTOR 1	SECTOR 2	SECTOR 3	LAP TIME	MPH	DIFF	TIME OF DAY		
1 -		21.591	113.7	15.356	107.8	57.734	79.00	4.307	14:56:31.998
2 -	17.773	21.098	115.5	15.320	107.8	54.191	84.16	0.764	14:57:26.189
3 -	17.745	21.077	117.5	15.161	108.2	53.983	84.49	0.556	14:58:20.172
4 -	17.848	21.109	115.9	15.076	108.0	54.033	84.41	0.606	14:59:14.205
5 -	17.614	21.086	116.3	15.140	108.2	53.840	84.71	0.413	15:00:08.045
6 -	17.674	20.982	116.3	15.123	107.2	53.779	84.81	0.352	15:01:01.824
7 -	17.622	20.847	116.5	14.958	108.4	53.427 (1)	85.37		15:01:55.251
8 -	17.599	21.069	116.1	15.066	107.8	53.734	84.88	0.307	15:02:48.985
9 -	17.582	21.177	116.1	15.024	108.2	53.783	84.80	0.356	15:03:42.768
10 -	17.800	21.253	111.6	15.174	108.0	54.227	84.11	0.800	15:04:36.995
11 -	17.535	21.167	113.3	15.288	107.8	53.990	84.48	0.563	15:05:30.985
12 -	17.625	21.178	113.7	15.144	108.5	53.947	84.54	0.520	15:06:24.932
13 -	17.506	21.021	117.3	15.114	108.4	53.641 (2)	85.03	0.214	15:07:18.573
14 -	17.602	21.136	115.3	15.198	105.3	53.936	84.56	0.509	15:08:12.509
15 -	17.742	21.151	116.7	15.011	109.1	53.904	84.61	0.477	15:09:06.413
16 -	17.597	21.108	115.5	15.239	107.5	53.944	84.55	0.517	15:10:00.357
17 -	17.612	20.956	116.5	15.119	108.7	53.687 (3)	84.95	0.260	15:10:54.044
18 -	17.703	21.241	116.5	15.064	108.5	54.008	84.45	0.581	15:11:48.052
19 -	17.554	21.024	115.9	15.162	109.1	53.740	84.87	0.313	15:12:41.792
20 -	17.793	21.024	117.1	15.070	108.9	53.887	84.64	0.460	15:13:35.679
21 -	17.562	21.209	115.3	14.980	108.7	53.751	84.85	0.324	15:14:29.430
22 -	17.714	21.257	115.1	15.092	105.6	54.063	84.36	0.636	15:15:23.493

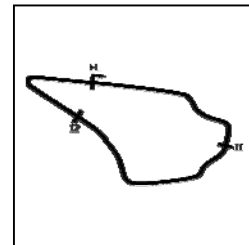
P5	3	Richard KERR	KTM - North West Racing					
IDEAL LAP TIME : 53.253		BEST LAP TIME : 53.431		DIFFERENCE : 0.178				

LAP	SECTOR 1	SECTOR 2	SECTOR 3	LAP TIME	MPH	DIFF	TIME OF DAY		
1 -		21.617	112.7	15.440	106.3	57.988	78.65	4.557	14:56:32.252
2 -	17.641	21.335	113.5	15.144	106.5	54.120	84.27	0.689	14:57:26.372
3 -	17.713	21.198	114.5	15.143	107.0	54.054	84.38	0.623	14:58:20.426
4 -	17.701	21.319	113.3	15.104	106.5	54.124	84.27	0.693	14:59:14.550
5 -	17.566	21.009	114.9	15.162	106.8	53.737	84.87	0.306	15:00:08.287
6 -	17.597	21.142	113.7	15.300	105.1	54.039	84.40	0.608	15:01:02.326
7 -	17.571	20.856	113.1	15.263	105.6	53.690	84.95	0.259	15:01:56.016
8 -	17.698	21.077	112.4	15.029	106.3	53.804	84.77	0.373	15:02:49.820
9 -	17.491	20.890	114.5	15.050	106.3	53.431 (1)	85.36		15:03:43.251
10 -	17.575	21.238	112.9	15.226	106.8	54.039	84.40	0.608	15:04:37.290
11 -	17.579	21.099	112.9	15.414	106.3	54.092	84.32	0.661	15:05:31.382
12 -	17.597	20.988	115.1	15.115	108.0	53.700	84.93	0.269	15:06:25.082
13 -	17.660	21.040	114.3	15.266	107.3	53.966	84.51	0.535	15:07:19.048
14 -	18.139	20.910	112.7	15.223	106.0	54.272	84.04	0.841	15:08:13.320
15 -	17.608	21.109	111.8	15.433	105.3	54.150	84.23	0.719	15:09:07.470
16 -	17.703	21.007	112.2	15.078	106.3	53.788	84.79	0.357	15:10:01.258
17 -	17.421	21.033	112.7	15.041	106.8	53.495 (3)	85.26	0.064	15:10:54.753

Weather / Track : Bright / Dry

Knockhill
 Circuit Length = 1.2669 miles
 Start: 14:55 Flag 15:15 End: 15:16

RACE 14 - SECTOR ANALYSIS



SECTOR 1 = FL to I1, SECTOR 2 = I1 to I2, SECTOR 3 = I2 to FL, DIFF = Difference To Personal Best Lap, P = Crossed Finish Line in Pit Lane, D = Time Disallowed

18 -	17.457	21.251	113.1	15.143	107.0	53.851	84.69	0.420	15:11:48.604
19 -	17.515	20.894	113.7	15.052	107.2	53.461 (2)	85.31	0.030	15:12:42.065
20 -	17.616	21.256	113.9	14.976	107.7	53.848	84.70	0.417	15:13:35.913
21 -	17.532	21.405	112.7	15.293	107.0	54.230	84.10	0.799	15:14:30.143
22 -	17.548	20.995	113.7	15.222	105.3	53.765	84.83	0.334	15:15:23.908

P6	12	Edward RENDELL	KTM - Banks Racing						
IDEAL LAP TIME : 53.757		BEST LAP TIME : 53.809		DIFFERENCE : 0.052					

LAP	SECTOR 1	SECTOR 2	SECTOR 3	LAP TIME	MPH	DIFF	TIME OF DAY		
1 -		21.634	109.6	16.001	103.4	58.782	77.59	4.973	14:56:33.046
2 -	18.152	22.275	105.1	15.719	103.7	56.146	81.23	2.337	14:57:29.192
3 -	17.875	21.587	111.4	15.471	104.0	54.933	83.03	1.124	14:58:24.125
4 -	17.857	21.332	112.0	15.545	104.6	54.734	83.33	0.925	14:59:18.859
5 -	17.944	21.414	112.0	15.570	103.7	54.928	83.03	1.119	15:00:13.787
6 -	17.685	21.291	112.5	15.532	102.4	54.508	83.67	0.699	15:01:08.295
7 -	17.619	21.167	108.4	15.435	102.7	54.221	84.12	0.412	15:02:02.516
8 -	17.645	21.314	108.4	15.315	103.0	54.274	84.03	0.465	15:02:56.790
9 -	17.579	21.257	109.1	15.428	104.0	54.264	84.05	0.455	15:03:51.054
10 -	17.711	21.254	108.7	15.505	103.0	54.470	83.73	0.661	15:04:45.524
11 -	17.653	21.741	107.7	15.380	103.4	54.774	83.27	0.965	15:05:40.298
12 -	17.453	21.189	108.7	15.516	103.4	54.158	84.21	0.349	15:06:34.456
13 -	17.521	21.218	109.1	15.280	103.5	54.019	84.43	0.210	15:07:28.475
14 -	17.421	21.158	107.8	15.328	102.7	53.907 (3)	84.61	0.098	15:08:22.382
15 -	17.556	21.226	108.7	15.409	102.9	54.191	84.16	0.382	15:09:16.573
16 -	17.624	21.349	108.5	15.327	101.9	54.300	83.99	0.491	15:10:10.873
17 -	17.537	21.278	108.5	15.211	103.4	54.026	84.42	0.217	15:11:04.899
18 -	17.400	21.185	108.7	15.309	103.0	53.894 (2)	84.63	0.085	15:11:58.793
19 -	17.437	21.146	108.0	15.226	103.5	53.809 (1)	84.76		15:12:52.602
20 -	17.457	21.208	108.5	15.262	103.0	53.927	84.57	0.118	15:13:46.529
21 -	17.464	21.179	108.7	15.437	102.6	54.080	84.34	0.271	15:14:40.609
22 -	17.523	21.271	108.7	15.281	103.2	54.075	84.34	0.266	15:15:34.684

P7	64	Asher DURHAM	Mahindra - Cresswell Racing						
IDEAL LAP TIME : 53.732		BEST LAP TIME : 53.867		DIFFERENCE : 0.135					

LAP	SECTOR 1	SECTOR 2	SECTOR 3	LAP TIME	MPH	DIFF	TIME OF DAY		
1 -		21.560	115.9	15.918	106.5	59.046	77.24	5.179	14:56:33.310
2 -	18.070	22.231	111.1	15.419	105.0	55.720	81.85	1.853	14:57:29.030
3 -	17.716	21.451	113.5	15.592	106.0	54.759	83.29	0.892	14:58:23.789
4 -	17.790	21.354	113.3	15.765	106.1	54.909	83.06	1.042	14:59:18.698
5 -	17.817	21.376	113.3	15.335	106.0	54.528	83.64	0.661	15:00:13.226
6 -	17.704	21.429	112.9	15.322	105.0	54.455	83.75	0.588	15:01:07.681
7 -	17.903	21.447	113.9	15.804	105.0	55.154	82.69	1.287	15:02:02.835
8 -	17.968	21.242	115.7	15.193	106.0	54.403	83.83	0.536	15:02:57.238
9 -	17.746	21.217	114.5	15.174	107.0	54.137	84.25	0.270	15:03:51.375
10 -	17.729	21.281	114.7	15.348	105.8	54.358	83.90	0.491	15:04:45.733
11 -	17.797	21.505	112.5	15.605	105.5	54.907	83.06	1.040	15:05:40.640
12 -	17.846	21.285	114.7	15.143	106.5	54.274	84.03	0.407	15:06:34.914
13 -	17.614	21.152	115.1	15.263	106.0	54.029	84.41	0.162	15:07:28.943
14 -	17.633	21.205	114.1	15.097	106.1	53.935	84.56	0.068	15:08:22.878
15 -	17.648	21.243	114.3	15.220	106.3	54.111	84.29	0.244	15:09:16.989
16 -	18.067	21.406	114.5	15.154	106.1	54.627	83.49	0.760	15:10:11.616
17 -	17.496	21.307	113.9	15.103	106.8	53.906 (3)	84.61	0.039	15:11:05.522
18 -	17.561	21.340	114.7	15.164	107.0	54.065	84.36	0.198	15:11:59.587
19 -	18.126	21.259	113.5	15.219	106.1	54.604	83.53	0.737	15:12:54.191
20 -	17.530	21.223	114.1	15.114	106.1	53.867 (1)	84.67		15:13:48.058
21 -	17.596	21.206	113.1	15.084	106.3	53.886 (2)	84.64	0.019	15:14:41.944
22 -	17.642	21.508	112.5	15.374	101.8	54.524	83.65	0.657	15:15:36.468

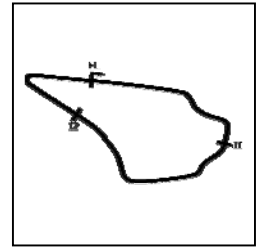
P8	34	Liam DELVES	DR-Moto - Stauff Connect Academy / Dr-Moto						
IDEAL LAP TIME : 53.892		BEST LAP TIME : 53.899		DIFFERENCE : 0.007					

LAP	SECTOR 1	SECTOR 2	SECTOR 3	LAP TIME	MPH	DIFF	TIME OF DAY		
1 -		22.116	108.7	15.651	104.2	59.970	76.05	6.071	14:56:34.234

Weather / Track : Bright / Dry

Knockhill
Circuit Length = 1.2669 miles
Start: 14:55 Flag 15:15 End: 15:16

RACE 14 - SECTOR ANALYSIS



SECTOR 1 = FL to I1, SECTOR 2 = I1 to I2, SECTOR 3 = I2 to FL, DIFF = Difference To Personal Best Lap, P = Crossed Finish Line in Pit Lane, D = Time Disallowed

2 -	18.004	21.809	111.4	15.494	104.3	55.307	82.46	1.408	14:57:29.541
3 -	17.895	21.553	113.5	15.487	105.1	54.935	83.02	1.036	14:58:24.476
4 -	17.861	21.342	114.1	15.575	105.0	54.778	83.26	0.879	14:59:19.254
5 -	17.903	21.343	114.5	15.611	105.0	54.857	83.14	0.958	15:00:14.111
6 -	17.764	21.578	112.9	15.536	105.5	54.878	83.11	0.979	15:01:08.989
7 -	17.596	21.645	110.5	15.384	103.8	54.625	83.49	0.726	15:02:03.614
8 -	17.583	21.123	112.7	15.239	104.2	53.945 (2)	84.55	0.046	15:02:57.559
9 -	17.613	21.241	112.9	15.283	105.0	54.137	84.25	0.238	15:03:51.696
10 -	17.586	21.316	112.9	15.339	105.0	54.241	84.08	0.342	15:04:45.937
11 -	17.813	21.381	112.5	15.756	104.0	54.950	83.00	1.051	15:05:40.887
12 -	17.791	21.312	112.5	15.292	105.0	54.395	83.85	0.496	15:06:35.282
13 -	17.645	21.224	112.0	15.252	105.0	54.121	84.27	0.222	15:07:29.403
14 -	17.570	21.094	112.0	15.235	104.2	53.899 (1)	84.62		15:08:23.302
15 -	17.622	21.210	111.6	15.228	104.5	54.060 (3)	84.37	0.161	15:09:17.362
16 -	17.792	21.755	111.1	15.357	104.0	54.904	83.07	1.005	15:10:12.266
17 -	17.672	21.443	110.9	15.323	104.6	54.438	83.78	0.539	15:11:06.704
18 -	17.604	21.596	110.9	15.371	104.0	54.571	83.58	0.672	15:12:01.275
19 -	17.843	21.518	110.5	15.365	103.8	54.726	83.34	0.827	15:12:56.001
20 -	17.704	21.469	110.9	15.376	103.8	54.549	83.61	0.650	15:13:50.550
21 -	17.720	21.614	110.1	15.441	104.0	54.775	83.26	0.876	15:14:45.325
22 -	17.946	21.761	110.3	15.492	103.4	55.199	82.63	1.300	15:15:40.524

P9	20	Joel MARKLUND			KTM - Marklund Solutions / SP125				
IDEAL LAP TIME : 54.135		BEST LAP TIME : 54.421			DIFFERENCE : 0.286				
LAP	SECTOR 1	SECTOR 2	SECTOR 3	LAP TIME	MPH	DIFF	TIME OF DAY		
1 -		22.053	111.8	15.904	104.5	59.861	76.19	5.440	14:56:34.125
2 -	17.968	21.818	112.5	15.351	106.3	55.137	82.72	0.716	14:57:29.262
3 -	18.006	21.669	113.5	15.253	107.7	54.928	83.03	0.507	14:58:24.190
4 -	17.965	21.458	114.3	15.351	107.3	54.774	83.27	0.353	14:59:18.964
5 -	18.107	21.324	114.9	15.476	107.7	54.907	83.06	0.486	15:00:13.871
6 -	17.876	21.388	114.5	15.204	106.5	54.468 (2)	83.73	0.047	15:01:08.339
7 -	18.091	21.997	109.8	15.353	106.6	55.441	82.26	1.020	15:02:03.780
8 -	17.909	22.075	111.4	15.069	106.6	55.053	82.84	0.632	15:02:58.833
9 -	17.828	21.528	112.9	15.188	106.1	54.544 (3)	83.62	0.123	15:03:53.377
10 -	17.765	21.667	112.2	15.307	106.1	54.739	83.32	0.318	15:04:48.116
11 -	17.835	21.420	112.4	15.359	106.0	54.614	83.51	0.193	15:05:42.730
12 -	17.808	21.599	112.7	15.265	107.0	54.672	83.42	0.251	15:06:37.402
13 -	17.749	21.466	112.7	15.206	107.2	54.421 (1)	83.81		15:07:31.823
14 -	17.744	21.698	110.5	15.335	106.0	54.777	83.26	0.356	15:08:26.600
15 -	17.887	21.790	112.2	15.162	106.5	54.839	83.17	0.418	15:09:21.439
16 -	17.836	21.644	112.0	15.138	106.3	54.618	83.50	0.197	15:10:16.057
17 -	17.742	21.690	112.4	15.198	107.5	54.630	83.49	0.209	15:11:10.687
18 -	17.933	21.911	112.0	15.220	106.8	55.064	82.83	0.643	15:12:05.751
19 -	17.930	21.714	112.2	15.265	106.8	54.909	83.06	0.488	15:13:00.660
20 -	17.941	21.566	112.4	15.155	106.3	54.662	83.44	0.241	15:13:55.322
21 -	17.919	21.703	112.0	15.291	106.6	54.913	83.06	0.492	15:14:50.235
22 -	17.945	21.883	110.3	15.379	107.0	55.207	82.61	0.786	15:15:45.442

P10	25	Mike BROUWERS			APG Moto - TEC7-Joma / Brouwersracingteam				
IDEAL LAP TIME : 54.290		BEST LAP TIME : 54.433			DIFFERENCE : 0.143				
LAP	SECTOR 1	SECTOR 2	SECTOR 3	LAP TIME	MPH	DIFF	TIME OF DAY		
1 -		22.148	107.7	15.738	101.2	59.923	76.11	5.490	14:56:34.187
2 -	18.228	22.162	106.5	15.619	101.5	56.009	81.43	1.576	14:57:30.196
3 -	17.868	21.309	109.1	15.532	103.0	54.709	83.37	0.276	14:58:24.905
4 -	17.719	21.580	107.8	15.476	102.9	54.775	83.26	0.342	14:59:19.680
5 -	17.713	21.433	110.0	15.664	102.7	54.810	83.21	0.377	15:00:14.490
6 -	17.701	21.216	109.2	15.564	102.7	54.481	83.71	0.048	15:01:08.971
7 -	17.856	21.627	107.2	15.764	101.9	55.247	82.55	0.814	15:02:04.218
8 -	17.671	21.794	107.3	15.845	101.8	55.310	82.46	0.877	15:02:59.528
9 -	17.732	21.335	108.0	15.497	102.2	54.564	83.59	0.131	15:03:54.092
10 -	17.721	21.282	108.7	15.588	102.2	54.591	83.55	0.158	15:04:48.683
11 -	17.710	21.191	109.4	15.572	102.1	54.473 (3)	83.73	0.040	15:05:43.156
12 -	17.723	21.462	109.8	15.549	102.4	54.734	83.33	0.301	15:06:37.890

Weather / Track : Bright / Dry

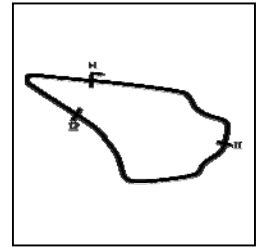
Knockhill
 Circuit Length = 1.2669 miles
 Start: 14:55 Flag 15:15 End: 15:16

MCRCB BULLETIN TK303

2017 MCE British Superbike Championship - Round 4

2017 HEL Performance British Motostar Championship

RACE 14 - SECTOR ANALYSIS



SECTOR 1 = FL to I1, SECTOR 2 = I1 to I2, SECTOR 3 = I2 to FL, DIFF = Difference To Personal Best Lap, P = Crossed Finish Line in Pit Lane, D = Time Disallowed

13 -	17.699	21.242	108.7	15.492	102.4	54.433 (1)	83.79			15:07:32.323
14 -	17.634	21.377	107.0	15.617	102.1	54.628	83.49	0.195		15:08:26.951
15 -	17.764	21.695	106.6	15.700	100.9	55.159	82.69	0.726		15:09:22.110
16 -	17.741	21.264	109.2	15.465	102.1	54.470 (2)	83.73	0.037		15:10:16.580
17 -	17.641	21.509	108.2	15.595	102.1	54.745	83.31	0.312		15:11:11.325
18 -	17.843	21.519	109.4	15.625	101.6	54.987	82.94	0.554		15:12:06.312
19 -	17.832	21.448	107.8	15.736	101.2	55.016	82.90	0.583		15:13:01.328
20 -	17.764	21.333	107.7	15.625	101.0	54.722	83.35	0.289		15:13:56.050
21 -	17.673	21.396	108.0	15.711	100.9	54.780	83.26	0.347		15:14:50.830
22 -	17.735	21.533	105.5	15.637	99.8	54.905	83.07	0.472		15:15:45.735

P11 27		Josh HODGE				KTM - Team HPR				
IDEAL LAP TIME : 54.217		BEST LAP TIME : 54.264		DIFFERENCE : 0.047						
LAP	SECTOR 1	SECTOR 2	SECTOR 3	LAP TIME	MPH	DIFF	TIME OF DAY			
1 -		22.368	109.1	15.893	104.8	1:00.215	75.74	5.951	14:56:34.479	
2 -	18.261	22.997	98.3	15.890	103.7	57.148	79.81	2.884	14:57:31.627	
3 -	18.221	21.701	111.1	15.759	104.0	55.681	81.91	1.417	14:58:27.308	
4 -	18.123	21.478	110.7	15.606	103.7	55.207	82.61	0.943	14:59:22.515	
5 -	18.081	21.871	108.9	15.670	103.5	55.622	82.00	1.358	15:00:18.137	
6 -	18.158	21.667	111.2	15.634	104.2	55.459	82.24	1.195	15:01:13.596	
7 -	18.043	21.380	111.2	15.425	104.6	54.848	83.15	0.584	15:02:08.444	
8 -	18.164	21.478	111.4	15.433	104.8	55.075	82.81	0.811	15:03:03.519	
9 -	18.031	21.648	112.4	15.395	104.6	55.074	82.81	0.810	15:03:58.593	
10 -	17.940	21.341	112.5	15.374	105.0	54.655	83.45	0.391	15:04:53.248	
11 -	18.007	21.386	111.4	15.480	104.6	54.873	83.12	0.609	15:05:48.121	
12 -	17.992	21.456	112.2	15.428	105.5	54.876	83.11	0.612	15:06:42.997	
13 -	17.888	21.475	110.0	15.392	104.8	54.755	83.30	0.491	15:07:37.752	
14 -	17.875	21.511	111.6	15.432	105.5	54.818	83.20	0.554	15:08:32.570	
15 -	17.905	21.360	110.5	15.731	104.5	54.996	82.93	0.732	15:09:27.566	
16 -	17.832	21.501	111.8	15.308	104.2	54.641 (3)	83.47	0.377	15:10:22.207	
17 -	17.920	21.377	111.6	15.334	105.3	54.631 (2)	83.48	0.367	15:11:16.838	
18 -	17.916	21.898	110.7	15.300	105.3	55.114	82.75	0.850	15:12:11.952	
19 -	18.393	21.430	112.0	15.353	105.5	55.176	82.66	0.912	15:13:07.128	
20 -	17.821	21.515	112.4	15.336	105.3	54.672	83.42	0.408	15:14:01.800	
21 -	18.111	21.407	110.5	15.423	104.6	54.941	83.01	0.677	15:14:56.741	
22 -	17.768	21.149	111.2	15.347	103.4	54.264 (1)	84.05		15:15:51.005	

P12 23		Sam LLEWELLYN				KTM - SymCirrus Motorsport				
IDEAL LAP TIME : 54.118		BEST LAP TIME : 54.403		DIFFERENCE : 0.285						
LAP	SECTOR 1	SECTOR 2	SECTOR 3	LAP TIME	MPH	DIFF	TIME OF DAY			
1 -		22.291	113.7	15.742	107.7	1:00.799	75.01	6.396	14:56:35.063	
2 -	18.531	23.226	104.2	15.600	106.5	57.357	79.52	2.954	14:57:32.420	
3 -	18.419	21.927	112.5	15.471	106.6	55.817	81.71	1.414	14:58:28.237	
4 -	18.178	21.503	112.7	15.365	106.1	55.046	82.86	0.643	14:59:23.283	
5 -	18.076	21.369	112.5	15.472	107.2	54.917	83.05	0.514	15:00:18.200	
6 -	17.939	21.677	111.8	15.232	106.6	54.848	83.15	0.445	15:01:13.048	
7 -	17.998	21.827	112.2	15.410	106.0	55.235	82.57	0.832	15:02:08.283	
8 -	18.084	21.565	112.5	15.446	106.1	55.095	82.78	0.692	15:03:03.378	
9 -	18.023	21.619	112.4	15.200	106.3	54.842	83.16	0.439	15:03:58.220	
10 -	17.934	21.577	112.4	15.367	105.8	54.878	83.11	0.475	15:04:53.098	
11 -	17.908	21.472	112.4	15.319	106.5	54.699	83.38	0.296	15:05:47.797	
12 -	18.154	21.454	112.5	15.287	106.6	54.895	83.08	0.492	15:06:42.692	
13 -	18.042	21.332	112.2	15.227	106.8	54.601 (3)	83.53	0.198	15:07:37.293	
14 -	18.080	21.595	111.8	15.482	106.5	55.157	82.69	0.754	15:08:32.450	
15 -	17.878	21.571	112.4	15.505	106.3	54.954	82.99	0.551	15:09:27.404	
16 -	17.876	21.475	112.2	15.115	106.0	54.466 (2)	83.74	0.063	15:10:21.870	
17 -	18.024	21.469	112.4	15.279	106.3	54.772	83.27	0.369	15:11:16.642	
18 -	18.013	21.812	112.4	15.268	107.0	55.093	82.78	0.690	15:12:11.735	
19 -	18.422	21.423	112.5	15.378	107.5	55.223	82.59	0.820	15:13:06.958	
20 -	17.834	21.524	112.7	15.332	106.0	54.690	83.39	0.287	15:14:01.648	
21 -	18.057	21.639	112.2	15.460	104.0	55.156	82.69	0.753	15:14:56.804	
22 -	18.119	21.181	113.3	15.103	106.1	54.403 (1)	83.83		15:15:51.207	

Weather / Track : Bright / Dry

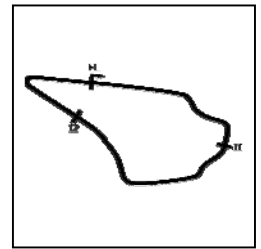
Knockhill
Circuit Length = 1.2669 miles
Start: 14:55 Flag 15:15 End: 15:16

MCRCB BULLETIN TK303

2017 MCE British Superbike Championship - Round 4

2017 HEL Performance British Motostar Championship

RACE 14 - SECTOR ANALYSIS



SECTOR 1 = FL to I1, SECTOR 2 = I1 to I2, SECTOR 3 = I2 to FL, DIFF = Difference To Personal Best Lap, P = Crossed Finish Line in Pit Lane, D = Time Disallowed

P13 17 Tom CARNE		Tigcraft - Neatafan / Tigcraft Racing							
IDEAL LAP TIME : 54.295		BEST LAP TIME : 54.458		DIFFERENCE : 0.163					
LAP	SECTOR 1	SECTOR 2	SECTOR 3	LAP TIME	MPH	DIFF	TIME OF DAY		
1 -		22.965	110.5	15.783	103.5	1:03.487	71.84	9.029	14:56:37.751
2 -	18.496	22.748	105.8	15.924	103.0	57.168	79.78	2.710	14:57:34.919
3 -	18.046	21.934	112.2	15.571	104.0	55.551	82.10	1.093	14:58:30.470
4 -	18.395	22.194	111.2	15.471	103.0	56.060	81.36	1.602	14:59:26.530
5 -	18.380	22.015	110.9	15.286	103.2	55.681	81.91	1.223	15:00:22.211
6 -	17.991	21.509	110.9	15.397	104.2	54.897	83.08	0.439	15:01:17.108
7 -	18.193	21.897	110.9	15.371	103.8	55.461	82.24	1.003	15:02:12.569
8 -	17.957	21.646	110.9	15.178	104.3	54.781	83.26	0.323	15:03:07.350
9 -	18.095	21.654	111.4	15.639	104.5	55.388	82.34	0.930	15:04:02.738
10 -	17.978	21.688	111.8	15.159	103.2	54.825	83.19	0.367	15:04:57.563
11 -	17.872	21.644	110.1	15.123	103.5	54.639	83.47	0.181	15:05:52.202
12 -	17.841	21.491	111.8	15.247	104.3	54.579 (2)	83.56	0.121	15:06:46.781
13 -	17.784	21.556	111.6	15.244	103.7	54.584 (3)	83.56	0.126	15:07:41.365
14 -	17.934	21.577	109.1	15.228	103.0	54.739	83.32	0.281	15:08:36.104
15 -	18.040	21.502	109.2	15.253	103.2	54.795	83.23	0.337	15:09:30.899
16 -	18.008	21.606	109.2	15.221	103.2	54.835	83.17	0.377	15:10:25.734
17 -	18.001	21.715	109.2	15.260	103.2	54.976	82.96	0.518	15:11:20.710
18 -	17.931	21.390	109.4	15.137	103.7	54.458 (1)	83.75		15:12:15.168
19 -	18.026	21.484	110.5	15.313	103.7	54.823	83.19	0.365	15:13:09.991
20 -	18.197	21.530	109.8	15.289	103.5	55.016	82.90	0.558	15:14:05.007
21 -	18.080	21.583	109.2	15.236	103.0	54.899	83.08	0.441	15:14:59.906
22 -	18.002	21.549	109.8	15.121	103.0	54.672	83.42	0.214	15:15:54.578

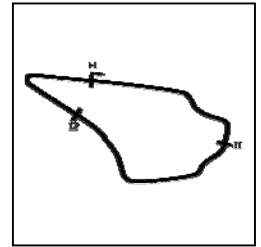
P14 42 James HOBSON		Mahindra - Microlise Cresswell Racing							
IDEAL LAP TIME : 54.133		BEST LAP TIME : 54.248		DIFFERENCE : 0.115					
LAP	SECTOR 1	SECTOR 2	SECTOR 3	LAP TIME	MPH	DIFF	TIME OF DAY		
1 -		22.279	110.3	15.804	105.3	1:01.636	74.00	7.388	14:56:35.900
2 -	18.285	23.498	103.4	15.854	106.5	57.637	79.13	3.389	14:57:33.537
3 -	18.745	21.887	112.7	15.517	106.1	56.149	81.23	1.901	14:58:29.686
4 -	18.117	21.672	113.5	15.555	105.1	55.344	82.41	1.096	14:59:25.030
5 -	18.512	21.655	111.6	15.664	104.6	55.831	81.69	1.583	15:00:20.861
6 -	18.043	22.015	111.8	15.548	106.0	55.606	82.02	1.358	15:01:16.467
7 -	18.446	21.576	111.6	15.294	105.5	55.316	82.45	1.068	15:02:11.783
8 -	18.059	21.347	113.1	15.901	105.8	55.307	82.46	1.059	15:03:07.090
9 -	18.123	21.594	111.2	15.528	105.5	55.245	82.56	0.997	15:04:02.335
10 -	18.163	21.499	110.7	15.276	105.5	54.938	83.02	0.690	15:04:57.273
11 -	17.795	21.372	110.7	15.277	105.1	54.444 (2)	83.77	0.196	15:05:51.717
12 -	18.005	21.562	111.4	15.255	106.0	54.822	83.19	0.574	15:06:46.539
13 -	17.831	21.696	111.8	15.366	106.8	54.893	83.09	0.645	15:07:41.432
14 -	18.201	21.542	111.1	15.355	105.6	55.098	82.78	0.850	15:08:36.530
15 -	17.948	21.569	111.4	15.224	106.1	54.741	83.32	0.493	15:09:31.271
16 -	17.856	21.463	112.9	15.357	106.6	54.676	83.42	0.428	15:10:25.947
17 -	18.005	21.576	112.5	15.322	106.8	54.903	83.07	0.655	15:11:20.850
18 -	18.110	21.482	112.7	15.228	106.3	54.820	83.20	0.572	15:12:15.670
19 -	18.116	21.506	112.7	15.188	106.1	54.810	83.21	0.562	15:13:10.480
20 -	18.241	22.052	113.3	15.128	106.1	55.421	82.29	1.173	15:14:05.901
21 -	17.883	21.576	112.2	15.103	106.3	54.562 (3)	83.59	0.314	15:15:00.463
22 -	17.739	21.291	113.1	15.218	106.5	54.248 (1)	84.07		15:15:54.711

P15 30 S Max COOK		Honda NSF - Wilson Racing							
IDEAL LAP TIME : 54.371		BEST LAP TIME : 54.454		DIFFERENCE : 0.083					
LAP	SECTOR 1	SECTOR 2	SECTOR 3	LAP TIME	MPH	DIFF	TIME OF DAY		
1 -		22.291	109.6	15.976	101.3	1:00.604	75.26	6.150	14:56:34.868
2 -	18.617	23.896	96.5	16.059	102.6	58.572	77.87	4.118	14:57:33.440
3 -	18.370	21.764	110.0	15.662	101.3	55.796	81.74	1.342	14:58:29.236
4 -	18.124	21.694	109.1	15.467	101.5	55.285	82.50	0.831	14:59:24.521
5 -	18.166	21.705	108.9	15.662	100.9	55.533	82.13	1.079	15:00:20.054
6 -	18.326	21.799	108.0	15.717	100.4	55.842	81.67	1.388	15:01:15.896

Weather / Track : Bright / Dry

Knockhill
Circuit Length = 1.2669 miles
Start: 14:55 Flag 15:15 End: 15:16

RACE 14 - SECTOR ANALYSIS



SECTOR 1 = FL to I1, SECTOR 2 = I1 to I2, SECTOR 3 = I2 to FL, DIFF = Difference To Personal Best Lap, P = Crossed Finish Line in Pit Lane, D = Time Disallowed

7 -	18.198	21.726	108.7	15.572	100.9	55.496	82.18	1.042	15:02:11.392
8 -	18.192	21.655	108.7	15.590	101.2	55.437	82.27	0.983	15:03:06.829
9 -	18.019	21.870	108.7	15.943	101.3	55.832	81.69	1.378	15:04:02.661
10 -	18.419	21.732	110.5	15.503	100.4	55.654	81.95	1.200	15:04:58.315
11 -	17.906	21.515	108.0	15.438	101.2	54.859	83.14	0.405	15:05:53.174
12 -	17.893	21.686	108.5	15.285	101.6	54.864	83.13	0.410	15:06:48.038
13 -	17.958	21.515	108.2	15.315	101.8	54.788	83.25	0.334	15:07:42.826
14 -	17.917	21.607	107.3	15.321	101.3	54.845	83.16	0.391	15:08:37.671
15 -	17.967	21.654	107.7	15.349	100.4	54.970	82.97	0.516	15:09:32.641
16 -	17.896	21.825	107.7	15.232	101.0	54.953	83.00	0.499	15:10:27.594
17 -	17.982	21.693	107.7	15.511	100.4	55.186	82.64	0.732	15:11:22.780
18 -	17.955	21.606	108.2	15.246	101.3	54.807	83.22	0.353	15:12:17.587
19 -	18.000	21.618	108.0	15.178	101.5	54.796	83.23	0.342	15:13:12.383
20 -	17.905	21.498	110.0	15.253	101.3	54.656 (3)	83.45	0.202	15:14:07.039
21 -	17.904	21.489	109.1	15.127	101.6	54.520 (2)	83.65	0.066	15:15:01.559
22 -	17.811	21.433	108.4	15.210	100.7	54.454 (1)	83.76		15:15:56.013

P16	19 S	Victor RODRIGUEZ	Honda NSF - GA Competition			
IDEAL LAP TIME : 54.606		BEST LAP TIME : 54.697		DIFFERENCE : 0.091		

LAP	SECTOR 1	SECTOR 2	SECTOR 3	LAP TIME	MPH	DIFF	TIME OF DAY		
1 -		22.375	107.3	15.567	101.3	1:01.113	74.63	6.416	14:56:35.377
2 -	18.403	23.526	98.3	15.883	100.4	57.812	78.89	3.115	14:57:33.189
3 -	17.899	21.970	107.3	15.671	99.7	55.540	82.12	0.843	14:58:28.729
4 -	18.353	21.718	106.5	15.628	99.4	55.699	81.88	1.002	14:59:24.428
5 -	18.001	21.866	106.0	15.666	99.2	55.533	82.13	0.836	15:00:19.961
6 -	18.161	21.969	105.5	15.606	99.2	55.736	81.83	1.039	15:01:15.697
7 -	18.053	21.868	105.8	15.584	99.4	55.505	82.17	0.808	15:02:11.202
8 -	18.039	21.822	106.6	15.563	99.5	55.424	82.29	0.727	15:03:06.626
9 -	17.966	21.996	106.5	15.815	99.7	55.777	81.77	1.080	15:04:02.403
10 -	18.214	21.788	106.5	15.977	97.6	55.979	81.47	1.282	15:04:58.382
11 -	18.040	21.419	109.4	15.439	100.1	54.898 (2)	83.08	0.201	15:05:53.280
12 -	17.897	21.755	108.5	15.482	100.1	55.134	82.72	0.437	15:06:48.414
13 -	17.839	21.666	107.7	15.410	100.4	54.915 (3)	83.05	0.218	15:07:43.329
14 -	17.864	21.530	107.3	15.523	100.3	54.917	83.05	0.220	15:08:38.246
15 -	17.907	21.551	107.5	15.474	99.7	54.932	83.03	0.235	15:09:33.178
16 -	17.891	21.458	108.5	15.348	100.4	54.697 (1)	83.38		15:10:27.875
17 -	17.942	21.557	109.2	15.473	100.6	54.972	82.97	0.275	15:11:22.847
18 -	18.119	21.657	108.0	15.407	100.6	55.183	82.65	0.486	15:12:18.030
19 -	18.025	21.586	107.8	15.473	100.0	55.084	82.80	0.387	15:13:13.114
20 -	17.929	21.700	107.5	15.523	100.4	55.152	82.70	0.455	15:14:08.266
21 -	18.397	22.367	105.6	15.683	100.0	56.447	80.80	1.750	15:15:04.713
22 -	18.036	21.766	106.8	15.654	99.8	55.456	82.24	0.759	15:16:00.169

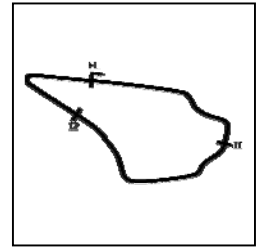
P17	2 S	Thomas STRUDWICK	Honda NSF - Case Moto Rapido Moto3			
IDEAL LAP TIME : 54.763		BEST LAP TIME : 54.869		DIFFERENCE : 0.106		

LAP	SECTOR 1	SECTOR 2	SECTOR 3	LAP TIME	MPH	DIFF	TIME OF DAY		
1 -		22.340	109.2	15.921	101.5	1:01.942	73.63	7.073	14:56:36.206
2 -	18.377	22.576	103.0	16.197	102.4	57.150	79.80	2.281	14:57:33.356
3 -	18.629	21.951	109.4	15.680	101.9	56.260	81.07	1.391	14:58:29.616
4 -	18.311	21.779	109.6	15.685	102.1	55.775	81.77	0.906	14:59:25.391
5 -	18.262	21.965	107.8	15.797	101.2	56.024	81.41	1.155	15:00:21.415
6 -	18.094	21.669	109.1	15.756	101.5	55.519	82.15	0.650	15:01:16.934
7 -	18.097	21.813	108.2	15.587	101.5	55.497	82.18	0.628	15:02:12.431
8 -	18.285	21.707	109.6	15.806	101.9	55.798	81.74	0.929	15:03:08.229
9 -	18.028	21.705	108.0	15.667	101.5	55.400	82.33	0.531	15:04:03.629
10 -	18.195	21.555	108.7	15.593	100.9	55.343	82.41	0.474	15:04:58.972
11 -	17.989	21.516	108.2	15.535	101.5	55.040	82.86	0.171	15:05:54.012
12 -	17.899	21.517	108.5	15.539	101.5	54.955	82.99	0.086	15:06:48.967
13 -	17.862	21.448	108.5	15.585	101.8	54.895 (2)	83.08	0.026	15:07:43.862
14 -	17.869	21.386	107.8	15.614	101.0	54.869 (1)	83.12		15:08:38.731
15 -	17.898	21.379	108.7	15.618	100.7	54.895 (2)	83.08	0.026	15:09:33.626
16 -	17.997	21.497	107.3	15.603	101.0	55.097	82.78	0.228	15:10:28.723
17 -	17.929	21.535	106.8	15.562	101.5	55.026	82.89	0.157	15:11:23.749

Weather / Track : Bright / Dry

Knockhill
 Circuit Length = 1.2669 miles
 Start: 14:55 Flag 15:15 End: 15:16

RACE 14 - SECTOR ANALYSIS



SECTOR 1 = FL to I1, SECTOR 2 = I1 to I2, SECTOR 3 = I2 to FL, DIFF = Difference To Personal Best Lap, P = Crossed Finish Line in Pit Lane, D = Time Disallowed

18 -	17.898	21.545	107.0	15.554	101.3	54.997	82.93	0.128	15:12:18.746
19 -	18.067	21.536	107.2	15.522	101.0	55.125	82.74	0.256	15:13:13.871
20 -	17.954	21.549	107.7	15.793	101.2	55.296	82.48	0.427	15:14:09.167
21 -	18.232	21.799	106.1	15.722	101.8	55.753	81.80	0.884	15:15:04.920
22 -	18.160	21.648	108.0	15.726	101.0	55.534	82.13	0.665	15:16:00.454

P18 54		Sam BURMAN			KTM - TeamWNT / Burman Racing				
IDEAL LAP TIME : 54.562		BEST LAP TIME : 54.814			DIFFERENCE : 0.252				
LAP	SECTOR 1	SECTOR 2	SECTOR 3	LAP TIME	MPH	DIFF	TIME OF DAY		
1 -		22.230	114.9	15.725	107.7	1:00.557	75.31	5.743	14:56:34.821
2 -	18.338	23.941	102.9	15.590	108.0	57.869	78.81	3.055	14:57:32.690
3 -	18.320	22.200	114.9	15.598	107.7	56.118	81.27	1.304	14:58:28.808
4 -	18.429	21.885	114.7	15.517	107.2	55.831	81.69	1.017	14:59:24.639
5 -	18.567	21.725	114.3	15.357	107.7	55.649	81.96	0.835	15:00:20.288
6 -	18.436	21.883	113.7	15.510	106.6	55.829	81.69	1.015	15:01:16.117
7 -	18.911	22.805	114.3	15.525	107.5	57.241	79.68	2.427	15:02:13.358
8 -	18.230	21.816	115.3	15.298	107.7	55.344	82.41	0.530	15:03:08.702
9 -	18.085	21.821	115.3	15.271	108.4	55.177	82.66	0.363	15:04:03.879
10 -	18.264	21.621	115.1	15.655	106.6	55.540	82.12	0.726	15:04:59.419
11 -	18.189	21.627	115.1	15.211	108.2	55.027 (3)	82.88	0.213	15:05:54.446
12 -	18.008	21.450	115.5	15.356	108.4	54.814 (1)	83.21		15:06:49.260
13 -	18.167	21.578	115.1	15.275	108.7	55.020 (2)	82.89	0.206	15:07:44.280
14 -	17.901	21.536	114.9	15.621	107.3	55.058	82.84	0.244	15:08:39.338
15 -	21.458	22.465	112.7	15.440	107.5	59.363	76.83	4.549	15:09:38.701
16 -	18.285	22.192	113.9	15.480	106.8	55.957	81.51	1.143	15:10:34.658
17 -	18.408	22.049	113.9	15.587	108.0	56.044	81.38	1.230	15:11:30.702
18 -	18.459	22.292	113.3	15.525	107.5	56.276	81.04	1.462	15:12:26.978
19 -	18.528	22.459	113.5	15.535	107.7	56.522	80.69	1.708	15:13:23.500
20 -	18.334	22.093	113.7	15.638	107.3	56.065	81.35	1.251	15:14:19.565
21 -	18.205	22.173	112.9	15.558	107.7	55.936	81.54	1.122	15:15:15.501
22 -	18.396	22.267	112.9	15.707	107.3	56.370	80.91	1.556	15:16:11.871

P19 55 S		Jack SCOTT			Honda NSF - J J Racing				
IDEAL LAP TIME : 55.286		BEST LAP TIME : 55.393			DIFFERENCE : 0.107				
LAP	SECTOR 1	SECTOR 2	SECTOR 3	LAP TIME	MPH	DIFF	TIME OF DAY		
1 -		22.689	105.8	15.865	99.5	1:01.586	74.06	6.193	14:56:35.850
2 -	18.813	23.421	97.5	16.834	98.8	59.068	77.21	3.675	14:57:34.918
3 -	18.999	22.100	105.0	16.045	100.7	57.144	79.81	1.751	14:58:32.062
4 -	18.993	22.232	106.1	16.041	99.5	57.266	79.64	1.873	14:59:29.328
5 -	18.204	21.841	103.7	15.789	99.4	55.834	81.69	0.441	15:00:25.162
6 -	18.304	21.903	103.4	15.797	100.1	56.004	81.44	0.611	15:01:21.166
7 -	18.180	21.853	104.5	15.771	99.8	55.804	81.73	0.411	15:02:16.970
8 -	18.222	21.918	108.0	15.946	102.1	56.086	81.32	0.693	15:03:13.056
9 -	18.639	22.329	105.3	15.796	101.8	56.764	80.35	1.371	15:04:09.820
10 -	18.593	22.139	103.8	15.633	100.9	56.365	80.92	0.972	15:05:06.185
11 -	18.444	21.862	102.7	15.441	100.9	55.747	81.81	0.354	15:06:01.932
12 -	18.181	22.044	103.0	15.587	99.8	55.812	81.72	0.419	15:06:57.744
13 -	18.196	22.059	102.4	15.743	100.7	55.998	81.45	0.605	15:07:53.742
14 -	18.149	22.139	102.2	15.662	100.0	55.950	81.52	0.557	15:08:49.692
15 -	18.166	22.067	102.6	15.678	100.6	55.911	81.57	0.518	15:09:45.603
16 -	18.116	21.976	103.7	15.626	100.0	55.718 (3)	81.86	0.325	15:10:41.321
17 -	18.134	21.927	103.2	15.585	100.7	55.646 (2)	81.96	0.253	15:11:36.967
18 -	18.217	22.208	103.0	15.690	100.4	56.115	81.28	0.722	15:12:33.082
19 -	18.487	22.302	102.4	15.638	100.0	56.427	80.83	1.034	15:13:29.509
20 -	18.121	21.729	103.0	15.543	100.0	55.393 (1)	82.34		15:14:24.902
21 -	18.137	21.993	103.2	15.610	98.9	55.740	81.82	0.347	15:15:20.642

P20 99		Stephen CAMPBELL			Honda - Campbell Racing				
IDEAL LAP TIME : 55.457		BEST LAP TIME : 55.570			DIFFERENCE : 0.113				
LAP	SECTOR 1	SECTOR 2	SECTOR 3	LAP TIME	MPH	DIFF	TIME OF DAY		
1 -		22.925	106.3	15.977	100.4	1:03.155	72.22	7.585	14:56:37.419
2 -	18.592	22.723	104.3	16.166	98.9	57.481	79.34	1.911	14:57:34.900

Weather / Track : Bright / Dry

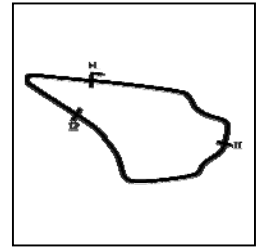
Knockhill
Circuit Length = 1.2669 miles
Start: 14:55 Flag 15:15 End: 15:16

MCRCB BULLETIN TK303

2017 MCE British Superbike Championship - Round 4

2017 HEL Performance British Motostar Championship

RACE 14 - SECTOR ANALYSIS



SECTOR 1 = FL to I1, SECTOR 2 = I1 to I2, SECTOR 3 = I2 to FL, DIFF = Difference To Personal Best Lap, P = Crossed Finish Line in Pit Lane, D = Time Disallowed

3 -	18.606	22.106	106.8	16.068	99.5	56.780	80.32	1.210	14:58:31.680
4 -	18.400	21.997	107.5	15.870	99.5	56.267	81.06	0.697	14:59:27.947
5 -	18.236	22.052	106.1	15.838	98.9	56.126	81.26	0.556	15:00:24.073
6 -	18.281	22.178	105.1	15.726	99.4	56.185	81.18	0.615	15:01:20.258
7 -	18.285	22.056	105.5	15.912	99.5	56.253	81.08	0.683	15:02:16.511
8 -	18.299	22.231	107.0	15.907	100.1	56.437	80.81	0.867	15:03:12.948
9 -	18.502	22.084	104.8	15.892	99.8	56.478	80.75	0.908	15:04:09.426
10 -	18.226	21.998	104.5	15.956	97.8	56.180	81.18	0.610	15:05:05.606
11 -	18.340	21.927	104.8	15.895	99.2	56.162	81.21	0.592	15:06:01.768
12 -	18.187	22.196	104.3	15.913	99.4	56.296	81.02	0.726	15:06:58.064
13 -	18.258	21.928	104.2	15.856	99.8	56.042	81.38	0.472	15:07:54.106
14 -	18.053	22.090	103.7	15.940	99.1	56.083	81.32	0.513	15:08:50.189
15 -	18.041	22.045	104.5	15.793	99.4	55.879 (3)	81.62	0.309	15:09:46.068
16 -	18.169	22.051	104.5	15.750	99.1	55.970	81.49	0.400	15:10:42.038
17 -	18.176	22.028	104.5	15.787	99.4	55.991	81.46	0.421	15:11:38.029
18 -	18.055	22.060	104.5	15.798	99.1	55.913	81.57	0.343	15:12:33.942
19 -	18.098	21.978	105.3	15.833	99.2	55.909	81.58	0.339	15:13:29.851
20 -	17.995	21.742	105.0	15.855	98.9	55.592 (2)	82.04	0.022	15:14:25.443
21 -	18.084	21.766	104.5	15.720	99.8	55.570 (1)	82.07		15:15:21.013

P21	56 S	Charlie ATKINS	Honda NSF - Wilson Racing					
IDEAL LAP TIME : 55.766		BEST LAP TIME : 55.989		DIFFERENCE : 0.223				

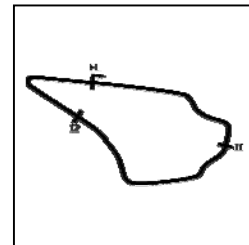
LAP	SECTOR 1	SECTOR 2	SECTOR 3	LAP TIME	MPH	DIFF	TIME OF DAY		
1 -		22.587	110.5	15.663	104.0	1:02.331	73.17	6.342	14:56:36.595
2 -	18.698	22.743	106.3	15.868	104.6	57.309	79.58	1.320	14:57:33.904
3 -	18.614	22.291	110.3	15.530	103.7	56.435	80.82	0.446	14:58:30.339
4 -	18.428	22.006	110.3	15.576	103.0	56.010 (2)	81.43	0.021	14:59:26.349
5 -	18.445	22.120	108.7	15.797	102.7	56.362	80.92	0.373	15:00:22.711
6 -	18.391	22.127	109.6	15.634	102.9	56.152	81.22	0.163	15:01:18.863
7 -	18.751	22.449	109.4	15.806	102.1	57.006	80.01	1.017	15:02:15.869
8 -	18.619	22.317	109.1	15.929	100.3	56.865	80.20	0.876	15:03:12.734
9 -	18.899	22.090	109.8	15.933	103.2	56.922	80.12	0.933	15:04:09.656
10 -	18.509	22.044	109.6	15.680	101.9	56.233	81.11	0.244	15:05:05.889
11 -	18.958	22.023	110.7	15.493	103.4	56.474	80.76	0.485	15:06:02.363
12 -	18.339	22.185	109.6	15.465	103.5	55.989 (1)	81.46		15:06:58.352
13 -	18.436	22.066	109.6	15.656	103.2	56.158	81.21	0.169	15:07:54.510
14 -	18.400	22.113	108.9	15.626	102.7	56.139 (3)	81.24	0.150	15:08:50.649
15 -	18.295	22.259	108.7	15.670	102.9	56.224	81.12	0.235	15:09:46.873
16 -	18.446	22.548	108.9	15.658	101.9	56.652	80.51	0.663	15:10:43.525
17 -	18.504	22.224	108.7	15.583	102.4	56.311	80.99	0.322	15:11:39.836
18 -	18.509	22.323	109.4	15.670	101.9	56.502	80.72	0.513	15:12:36.338
19 -	18.750	22.495	107.7	16.138	100.9	57.383	79.48	1.394	15:13:33.721
20 -	18.476	22.330	108.9	15.562	103.5	56.368	80.91	0.379	15:14:30.089
21 -	18.545	22.240	108.5	15.612	102.7	56.397	80.87	0.408	15:15:26.486

P22	95 S	Ross TURNER	Honda NSF - RedRat Racing					
IDEAL LAP TIME : 55.329		BEST LAP TIME : 55.759		DIFFERENCE : 0.430				

LAP	SECTOR 1	SECTOR 2	SECTOR 3	LAP TIME	MPH	DIFF	TIME OF DAY		
1 -		22.907	109.8	16.172	101.9	1:03.536	71.78	7.777	14:56:37.800
2 -	18.685	22.652	105.5	16.272	102.1	57.609	79.17	1.850	14:57:35.409
3 -	18.727	22.130	109.6	15.973	102.7	56.830	80.25	1.071	14:58:32.239
4 -	18.753	22.453	109.1	16.414	100.6	57.620	79.15	1.861	14:59:29.859
5 -	18.942	22.043	109.6	15.988	101.0	56.973	80.05	1.214	15:00:26.832
6 -	18.745	21.971	109.2	15.775	101.5	56.491	80.74	0.732	15:01:23.323
7 -	18.542	22.257	107.3	15.918	101.6	56.717	80.41	0.958	15:02:20.040
8 -	18.547	22.157	110.0	15.607	102.2	56.311	80.99	0.552	15:03:16.351
9 -	18.528	22.141	108.9	15.663	102.6	56.332	80.96	0.573	15:04:12.683
10 -	18.417	21.985	108.5	15.786	102.2	56.188	81.17	0.429	15:05:08.871
11 -	18.671	21.893	109.2	15.744	102.9	56.308	81.00	0.549	15:06:05.179
12 -	18.584	22.000	109.8	15.794	102.7	56.378	80.90	0.619	15:07:01.557
13 -	18.595	21.814	109.1	15.537	102.7	55.946	81.52	0.187	15:07:57.503
14 -	18.144	21.973	106.8	15.698	102.4	55.815 (2)	81.71	0.056	15:08:53.318
15 -	18.311	22.142	108.5	16.196	101.3	56.649	80.51	0.890	15:09:49.967

Weather / Track : Bright / Dry

Knockhill
 Circuit Length = 1.2669 miles
 Start: 14:55 Flag 15:15 End: 15:16



SECTOR 1 = FL to I1, SECTOR 2 = I1 to I2, SECTOR 3 = I2 to FL, DIFF = Difference To Personal Best Lap, P = Crossed Finish Line in Pit Lane, D = Time Disallowed

16 -	18.210	21.882	109.6	15.667	102.6	55.759 (1)	81.80			15:10:45.726
17 -	18.522	22.128	109.4	16.074	101.5	56.724	80.40	0.965		15:11:42.450
18 -	18.535	22.260	110.0	15.426	101.9	56.221	81.12	0.462		15:12:38.671
19 -	18.457	21.998	108.5	15.702	101.9	56.157	81.22	0.398		15:13:34.828
20 -	18.142	22.012	108.2	15.735	102.2	55.889 (3)	81.61	0.130		15:14:30.717
21 -	18.089	22.224	110.0	15.689	102.4	56.002	81.44	0.243		15:15:26.719

P23	89 S	T. Fox MORETON	Honda NSF - Banks Racing / Moto Engineering							
IDEAL LAP TIME : 55.662		BEST LAP TIME : 55.880		DIFFERENCE : 0.218						

LAP	SECTOR 1	SECTOR 2	SECTOR 3	LAP TIME	MPH	DIFF	TIME OF DAY		
1 -		23.444	107.0	16.076	101.9	1:04.397	70.82	8.517	14:56:38.661
2 -	18.579	22.122	109.1	16.055	102.2	56.756	80.36	0.876	14:57:35.417
3 -	19.367	22.102	110.0	15.808	103.0	57.277	79.63	1.397	14:58:32.694
4 -	18.807	22.240	109.6	16.026	101.8	57.073	79.91	1.193	14:59:29.767
5 -	18.875	21.922	108.2	15.702	101.9	56.499	80.72	0.619	15:00:26.266
6 -	19.168	21.807	107.8	15.728	101.6	56.703	80.43	0.823	15:01:22.969
7 -	18.733	22.099	107.3	15.801	101.2	56.633	80.53	0.753	15:02:19.602
8 -	18.483	21.943	107.7	15.499	101.6	55.925 (2)	81.55	0.045	15:03:15.527
9 -	18.822	22.104	106.5	15.661	101.3	56.587	80.60	0.707	15:04:12.114
10 -	18.474	21.997	106.6	15.665	101.2	56.136 (3)	81.25	0.256	15:05:08.250
11 -	18.380	21.902	107.0	15.598	101.8	55.880 (1)	81.62		15:06:04.130
12 -	18.418	22.078	106.8	15.656	101.9	56.152	81.22	0.272	15:07:00.282
13 -	18.356	22.180	105.8	15.727	102.2	56.263	81.06	0.383	15:07:56.545
14 -	18.501	22.099	106.3	15.833	101.5	56.433	80.82	0.553	15:08:52.978
15 -	18.483	22.116	106.3	15.765	101.6	56.364	80.92	0.484	15:09:49.342
16 -	18.421	22.069	107.0	15.695	101.0	56.185	81.18	0.305	15:10:45.527
17 -	18.522	22.064	106.8	15.815	101.8	56.401	80.86	0.521	15:11:41.928
18 -	18.917	22.280	107.3	15.714	102.7	56.911	80.14	1.031	15:12:38.839
19 -	18.971	22.008	108.5	15.980	101.8	56.959	80.07	1.079	15:13:35.798
20 -	19.093	21.995	107.5	15.786	101.8	56.874	80.19	0.994	15:14:32.672
21 -	18.520	21.870	107.0	15.802	100.9	56.192	81.17	0.312	15:15:28.864

P24	9 S	Rishon HICKEY	Honda NSF - Cresswell Racing							
IDEAL LAP TIME : 57.123		BEST LAP TIME : 57.381		DIFFERENCE : 0.258						

LAP	SECTOR 1	SECTOR 2	SECTOR 3	LAP TIME	MPH	DIFF	TIME OF DAY		
1 -		23.554	104.3	16.336	98.3	1:04.976	70.19	7.595	14:56:39.240
2 -	19.692	23.132	101.2	16.393	97.3	59.217	77.02	1.836	14:57:38.457
3 -	19.324	23.044	100.6	16.313	97.6	58.681	77.72	1.300	14:58:37.138
4 -	19.120	22.517	101.6	16.184	97.2	57.821	78.88	0.440	14:59:34.959
5 -	19.568	22.667	101.6	16.382	96.5	58.617	77.81	1.236	15:00:33.576
6 -	18.977	22.553	101.8	16.188	96.8	57.718	79.02	0.337	15:01:31.294
7 -	19.071	22.753	101.5	16.210	97.1	58.034	78.59	0.653	15:02:29.328
8 -	19.050	22.663	101.9	16.126	96.9	57.839	78.85	0.458	15:03:27.167
9 -	19.002	22.734	101.2	16.237	96.8	57.973	78.67	0.592	15:04:25.140
10 -	18.938	22.768	100.7	16.239	96.1	57.945	78.71	0.564	15:05:23.085
11 -	18.948	22.638	101.6	16.043	97.6	57.629	79.14	0.248	15:06:20.714
12 -	18.848	22.500	101.9	16.076	97.6	57.424 (2)	79.42	0.043	15:07:18.138
13 -	19.216	22.537	101.9	16.398	96.8	58.151	78.43	0.770	15:08:16.289
14 -	18.886	22.735	101.2	16.176	96.8	57.797	78.91	0.416	15:09:14.086
15 -	18.960	22.606	102.1	16.093	96.8	57.659	79.10	0.278	15:10:11.745
16 -	19.088	22.831	101.6	16.375	96.8	58.294	78.24	0.913	15:11:10.039
17 -	19.228	22.473	103.4	16.001	97.8	57.702	79.04	0.321	15:12:07.741
18 -	19.692	23.076	100.9	16.283	97.1	59.051	77.24	1.670	15:13:06.792
19 -	18.933	22.595	102.1	16.207	96.4	57.735	79.00	0.354	15:14:04.527
20 -	19.018	22.480	102.1	15.883	98.9	57.381 (1)	79.48		15:15:01.908
21 -	18.767	22.603	101.6	16.256	96.5	57.626 (3)	79.15	0.245	15:15:59.534

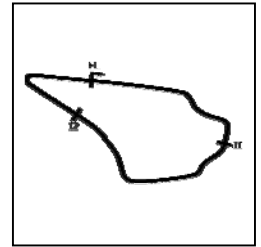
P25	48 S	Ewan POTTER	Honda NSF -							
IDEAL LAP TIME : 57.034		BEST LAP TIME : 57.647		DIFFERENCE : 0.613						

LAP	SECTOR 1	SECTOR 2	SECTOR 3	LAP TIME	MPH	DIFF	TIME OF DAY		
1 -		23.995	105.0	16.517	100.9	1:05.165	69.99	7.518	14:56:39.429
2 -	19.784	23.425	106.1	16.216	102.1	59.425	76.75	1.778	14:57:38.854

Weather / Track : Bright / Dry

Knockhill
Circuit Length = 1.2669 miles
Start: 14:55 Flag 15:15 End: 15:16

RACE 14 - SECTOR ANALYSIS



SECTOR 1 = FL to I1, SECTOR 2 = I1 to I2, SECTOR 3 = I2 to FL, DIFF = Difference To Personal Best Lap, P = Crossed Finish Line in Pit Lane, D = Time Disallowed

3 -	19.330	22.872	106.0	16.190	102.1	58.392	78.11	0.745	14:58:37.246
4 -	19.303	22.602	106.8	16.245	101.3	58.150	78.43	0.503	14:59:35.396
5 -	19.616	22.768	106.1	16.050	100.1	58.434	78.05	0.787	15:00:33.830
6 -	19.232	22.600	106.3	15.922	102.1	57.754	78.97	0.107	15:01:31.584
7 -	19.254	22.747	105.6	15.999	101.6	58.000	78.63	0.353	15:02:29.584
8 -	19.125	22.613	105.5	16.391	101.2	58.129	78.46	0.482	15:03:27.713
9 -	18.906	22.685	106.1	16.086	101.9	57.677 (2)	79.08	0.030	15:04:25.390
10 -	19.072	22.443	103.4	16.427	101.3	57.942	78.71	0.295	15:05:23.332
11 -	19.034	22.773	105.3	15.905	101.9	57.712 (3)	79.03	0.065	15:06:21.044
12 -	18.838	22.595	105.6	17.190	101.6	58.623	77.80	0.976	15:07:19.667
13 -	19.121	22.847	104.3	16.023	101.8	57.991	78.65	0.344	15:08:17.658
14 -	19.059	22.680	104.6	16.247	100.6	57.986	78.65	0.339	15:09:15.644
15 -	19.799	22.957	106.1	16.079	101.3	58.835	77.52	1.188	15:10:14.479
16 -	19.118	22.824	106.6	15.937	101.9	57.879	78.80	0.232	15:11:12.358
17 -	18.969	23.107	104.8	16.389	101.2	58.465	78.01	0.818	15:12:10.823
18 -	19.547	23.040	106.1	16.012	101.5	58.599	77.83	0.952	15:13:09.422
19 -	19.147	22.835	107.3	16.069	102.4	58.051	78.57	0.404	15:14:07.473
20 -	18.911	22.936	104.2	15.899	103.0	57.746	78.98	0.099	15:15:05.219
21 -	18.692	22.850	105.6	16.105	101.0	57.647 (1)	79.12		15:16:02.866

P26	52	Jorel BOERBOOM	Kalex KTM - Fireplace Warehouse			
IDEAL LAP TIME : 53.814		BEST LAP TIME : 53.912		DIFFERENCE : 0.098		

LAP	SECTOR 1	SECTOR 2	SECTOR 3	LAP TIME	MPH	DIFF	TIME OF DAY		
1 -		21.491	113.9	15.792	105.3	58.677	77.73	4.765	14:56:32.941
2 -	18.125	22.287	108.7	15.761	105.0	56.173	81.19	2.261	14:57:29.114
3 -	17.812	21.480	112.9	15.454	105.1	54.746	83.31	0.834	14:58:23.860
4 -	17.915	21.360	113.7	15.415	105.3	54.690	83.39	0.778	14:59:18.550
5 -	18.127	21.350	114.1	15.435	106.1	54.912	83.06	1.000	15:00:13.462
6 -	17.823	21.340	113.3	15.617	103.4	54.780	83.26	0.868	15:01:08.242
7 -	18.003	21.154	113.5	15.236	105.6	54.393	83.85	0.481	15:02:02.635
8 -	17.864	21.276	113.1	15.175	106.1	54.315	83.97	0.403	15:02:56.950
9 -	17.755	21.109	113.5	15.106	105.0	53.970 (2)	84.51	0.058	15:03:50.920
10 -	17.925	21.281	113.5	15.139	105.5	54.345	83.92	0.433	15:04:45.265
11 -	17.773	21.866	110.5	15.527	105.6	55.166	82.67	1.254	15:05:40.431
12 -	17.754	21.181	113.1	15.140	107.0	54.075	84.34	0.163	15:06:34.506
13 -	17.704	21.246	112.7	15.163	106.3	54.113	84.28	0.201	15:07:28.619
14 -	17.683	21.128	112.5	15.101	105.6	53.912 (1)	84.60		15:08:22.531
15 -	17.732	21.309	112.5	15.189	106.0	54.230	84.10	0.318	15:09:16.761
16 -	17.764	21.281	113.1	15.217	105.6	54.262	84.05	0.350	15:10:11.023
17 -	17.758	21.387	111.8	15.126	106.0	54.271	84.04	0.359	15:11:05.294
18 -	17.604	21.319	112.4	15.148	106.0	54.071 (3)	84.35	0.159	15:11:59.365

P27	45 S	Scott SWANN	Honda NSF - Swann Racing			
IDEAL LAP TIME : 55.897		BEST LAP TIME : 56.095		DIFFERENCE : 0.198		

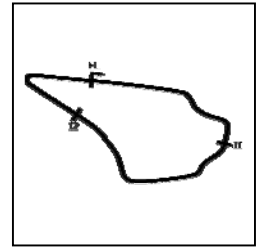
LAP	SECTOR 1	SECTOR 2	SECTOR 3	LAP TIME	MPH	DIFF	TIME OF DAY		
1 -		23.175	105.8	15.612	100.3	1:02.861	72.55	6.766	14:56:37.125
2 -	18.611	22.884	103.2	16.238	98.2	57.733	79.00	1.638	14:57:34.858
3 -	18.837	22.362	106.0	15.849	99.7	57.048	79.95	0.953	14:58:31.906
4 -	18.942	22.326	104.8	16.364	98.5	57.632	79.14	1.537	14:59:29.538
5 -	18.534	22.218	105.1	15.815	98.1	56.567	80.63	0.472	15:00:26.105
6 -	18.645	22.152	104.6	15.698	98.9	56.495	80.73	0.400	15:01:22.600
7 -	18.711	22.387	104.0	15.915	95.5	57.013	80.00	0.918	15:02:19.613
8 -	18.793	22.104	106.0	15.543	99.4	56.440	80.81	0.345	15:03:16.053
9 -	18.555	22.194	105.3	15.656	99.7	56.405	80.86	0.310	15:04:12.458
10 -	18.454	22.190	105.6	15.599	98.3	56.243	81.09	0.148	15:05:08.701
11 -	18.608	22.107	105.0	15.552	99.5	56.267	81.06	0.172	15:06:04.968
12 -	18.591	22.092	104.6	15.696	99.5	56.379	80.90	0.284	15:07:01.347
13 -	18.620	22.080	104.5	15.765	100.1	56.465	80.77	0.370	15:07:57.812
14 -	18.324	22.039	105.5	15.818	99.1	56.181 (2)	81.18	0.086	15:08:53.993
15 -	18.411	22.030	105.5	15.743	100.1	56.184 (3)	81.18	0.089	15:09:50.177
16 -	18.327	22.055	105.5	15.713	99.7	56.095 (1)	81.31		15:10:46.272

MCRCB BULLETIN TK303

2017 MCE British Superbike Championship - Round 4

2017 HEL Performance British Motostar Championship

RACE 14 - SECTOR ANALYSIS



SECTOR 1 = FL to I1, SECTOR 2 = I1 to I2, SECTOR 3 = I2 to FL, DIFF = Difference To Personal Best Lap, P = Crossed Finish Line in Pit Lane, D = Time Disallowed

P28 44		Edmund BEST		KTM - SymCirrus Motorsport					
IDEAL LAP TIME : 54.535		BEST LAP TIME : 54.868		DIFFERENCE : 0.333					
LAP	SECTOR 1	SECTOR 2		SECTOR 3		LAP TIME	MPH	DIFF	TIME OF DAY
1 -		22.232	108.4	15.727	104.2	1:05.951	69.15	11.083	14:56:40.215
2 -	18.498	21.719	110.0	15.423	105.6	55.640	81.97	0.772	14:57:35.855
3 -	18.503	22.387	110.3	15.534	105.8	56.424	80.83	1.556	14:58:32.279
4 -	18.114	21.292	111.6	15.462	104.3	54.868 (1)	83.12		14:59:27.147
5 -	17.936	21.933	112.0	15.409	105.3	55.278	82.51	0.410	15:00:22.425
6 -	17.961	21.475	112.9	15.521	105.6	54.957	82.99	0.089	15:01:17.382
7 -	18.007	22.326	110.7	15.364	105.3	55.697	81.89	0.829	15:02:13.079
8 -	17.879	21.569	110.9	15.437	105.3	54.885 (3)	83.10	0.017	15:03:07.964
9 -	17.896	21.352	113.5	15.627	105.3	54.875 (2)	83.11	0.007	15:04:02.839
10 -	18.010	21.661	112.5	20.615	46.7	1:00.286	75.65	5.418	15:05:03.125

P29 35		Elliot LODGE		FTR - Spike Racing / SP125					
IDEAL LAP TIME : 55.140		BEST LAP TIME :		DIFFERENCE :					
LAP	SECTOR 1	SECTOR 2		SECTOR 3		LAP TIME	MPH	DIFF	TIME OF DAY
1 -		21.559	114.9	15.904	107.3	58.908	77.42		14:56:33.172

MCRCB BULLETIN TK304**2017 MCE British Superbike Championship - Round 4****2017 HEL Performance British Motostar Championship****RACE 14 - BEST SPEEDS**

POS	INTERMEDIATE 1			INTERMEDIATE 2			FINISH LINE		
	NO	NAME	MPH	NO	NAME	MPH	NO	NAME	MPH
1				6	TAYLOR	117.5	15	McMANUS	110.7
2				15	McMANUS	116.9	47	ARCHER	110.1
3				79	STACEY	116.3	79	STACEY	109.1
4				47	ARCHER	116.1	6	TAYLOR	109.1
5				64	DURHAM	115.9	54	BURMAN	108.7
6				54	BURMAN	115.5	3	KERR	108.0
7				3	KERR	115.1	20	MARKLUND	107.7
8				20	MARKLUND	114.9	23	LLEWELLYN	107.7
9				35	LODGE	114.9	35	LODGE	107.3
10				34	DELVES	114.5	64	DURHAM	107.0
11				52	BOERBOOM	114.1	52	BOERBOOM	107.0
12				23	LLEWELLYN	113.7	42	HOBSON	106.8
13				42	HOBSON	113.5	44	BEST	105.8
14				44	BEST	113.5	34	DELVES	105.5
15				12	RENDELL	112.5	27	HODGE	105.5
16				27	HODGE	112.5	12	RENDELL	104.6
17				17	CARNE	112.2	56	ATKINS	104.6
18				56	ATKINS	110.7	17	CARNE	104.5
19				30	COOK	110.5	25	BROUWERS	103.0
20				25	BROUWERS	110.0	89	MORETON	103.0
21				95	TURNER	110.0	48	POTTER	103.0
22				89	MORETON	110.0	95	TURNER	102.9
23				2	STRUDWICK	109.6	30	COOK	102.6
24				19	RODRIGUEZ	109.4	2	STRUDWICK	102.4
25				55	SCOTT	108.0	55	SCOTT	102.1
26				99	CAMPBELL	107.5	19	RODRIGUEZ	101.3
27				48	POTTER	107.3	99	CAMPBELL	100.4
28				45	SWANN	106.0	45	SWANN	100.3
29				9	HICKEY	104.3	9	HICKEY	98.9

Weather / Track : Bright / Dry

Results can be found at www.tsl-timing.com

Knockhill

Circuit Length = 1.2669 miles

Start: 14:55 Flag 15:15 End: 15:16

Printed - 15:19 Sunday, 18 June 2017

MCRCB BULLETIN TK305**2017 MCE British Superbike Championship - Round 4****2017 HEL Performance British Motostar Championship****RACE 14 - BEST SECTORS**

SECTOR 1			SECTOR 2			SECTOR 3			IDEAL / BEST COMPARISON						
POS	NO	NAME	TIME	NO	NAME	TIME	NO	NAME	TIME	POS	NO	NAME	IDEAL	BEST	DIFF
													PERFECT LAP	52.789	
1	15	McMANUS	17.332	47	ARCHER	20.726	47	ARCHER	14.731	1	47	ARCHER	52.884	52.884	0.000
2	12	RENDELL	17.400	15	McMANUS	20.747	79	STACEY	14.736	2	15	McMANUS	52.919	53.214	0.295
3	3	KERR	17.421	6	TAYLOR	20.847	15	McMANUS	14.840	3	3	KERR	53.253	53.431	0.178
4	47	ARCHER	17.427	3	KERR	20.856	6	TAYLOR	14.958	4	79	STACEY	53.282	53.327	0.045
5	64	DURHAM	17.496	79	STACEY	20.956	3	KERR	14.976	5	6	TAYLOR	53.311	53.427	0.116
6	6	TAYLOR	17.506	34	DELVES	21.094	20	MARKLUND	15.069	6	64	DURHAM	53.732	53.867	0.135
7	34	DELVES	17.570	52	BOERBOOM	21.109	64	DURHAM	15.084	7	12	RENDELL	53.757	53.809	0.052
8	79	STACEY	17.590	12	RENDELL	21.146	52	BOERBOOM	15.101	8	52	BOERBOOM	53.814	53.912	0.098
9	52	BOERBOOM	17.604	27	HODGE	21.149	23	LLEWELLYN	15.103	9	34	DELVES	53.892	53.899	0.007
10	25	BROUWERS	17.634	64	DURHAM	21.152	42	HOBSON	15.103	10	23	LLEWELLYN	54.118	54.403	0.285
11	35	LODGE	17.677	23	LLEWELLYN	21.181	17	CARNE	15.121	11	42	HOBSON	54.133	54.248	0.115
12	42	HOBSON	17.739	25	BROUWERS	21.191	30	COOK	15.127	12	20	MARKLUND	54.135	54.421	0.286
13	20	MARKLUND	17.742	42	HOBSON	21.291	12	RENDELL	15.211	13	27	HODGE	54.217	54.264	0.047
14	27	HODGE	17.768	44	BEST	21.292	54	BURMAN	15.211	14	25	BROUWERS	54.290	54.433	0.143
15	17	CARNE	17.784	20	MARKLUND	21.324	34	DELVES	15.228	15	17	CARNE	54.295	54.458	0.163
16	30	COOK	17.811	2	STRUDWICK	21.379	27	HODGE	15.300	16	30	COOK	54.371	54.454	0.083
17	23	LLEWELLYN	17.834	17	CARNE	21.390	19	RODRIGUEZ	15.348	17	44	BEST	54.535	54.868	0.333
18	19	RODRIGUEZ	17.839	19	RODRIGUEZ	21.419	44	BEST	15.364	18	54	BURMAN	54.562	54.814	0.252
19	2	STRUDWICK	17.862	30	COOK	21.433	95	TURNER	15.426	19	19	RODRIGUEZ	54.606	54.697	0.091
20	44	BEST	17.879	54	BURMAN	21.450	55	SCOTT	15.441	20	2	STRUDWICK	54.763	54.869	0.106
21	54	BURMAN	17.901	35	LODGE	21.559	25	BROUWERS	15.465	21	35	LODGE	55.140		
22	99	CAMPBELL	17.995	55	SCOTT	21.729	56	ATKINS	15.465	22	55	SCOTT	55.286	55.393	0.107
23	95	TURNER	18.089	99	CAMPBELL	21.742	89	MORETON	15.499	23	95	TURNER	55.329	55.759	0.430
24	55	SCOTT	18.116	89	MORETON	21.807	2	STRUDWICK	15.522	24	99	CAMPBELL	55.457	55.570	0.113
25	56	ATKINS	18.295	95	TURNER	21.814	45	SWANN	15.543	25	89	MORETON	55.662	55.880	0.218
26	45	SWANN	18.324	56	ATKINS	22.006	99	CAMPBELL	15.720	26	56	ATKINS	55.766	55.989	0.223
27	89	MORETON	18.356	45	SWANN	22.030	9	HICKEY	15.883	27	45	SWANN	55.897	56.095	0.198
28	48	POTTER	18.692	48	POTTER	22.443	48	POTTER	15.899	28	48	POTTER	57.034	57.647	0.613
29	9	HICKEY	18.767	9	HICKEY	22.473	35	LODGE	15.904	29	9	HICKEY	57.123	57.381	0.258

Weather / Track : Bright / Dry

Knockhill

Circuit Length = 1.2669 miles

Start: 14:55 Flag 15:15 End: 15:16

Results can be found at www.tsl-timing.com

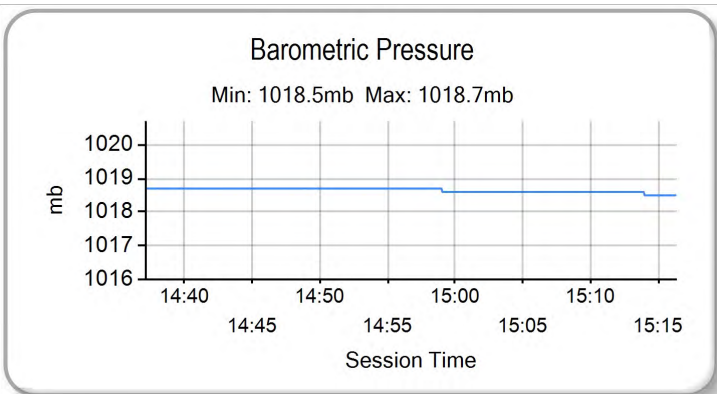
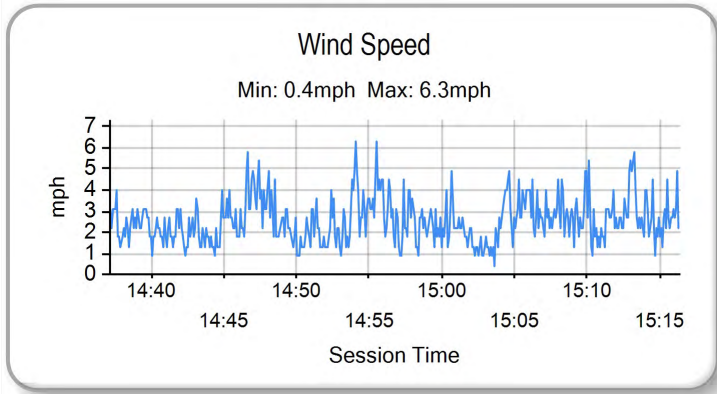
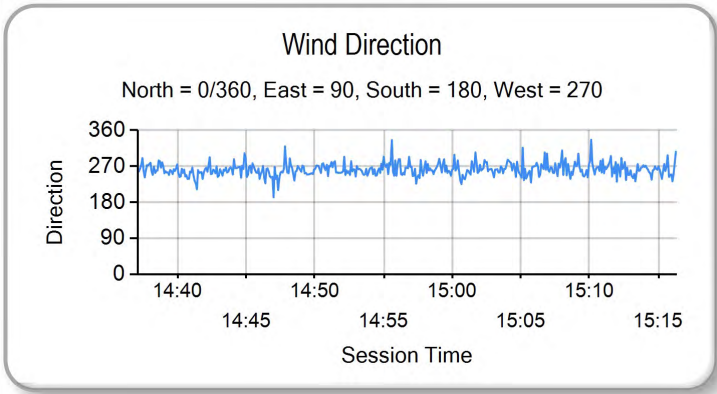
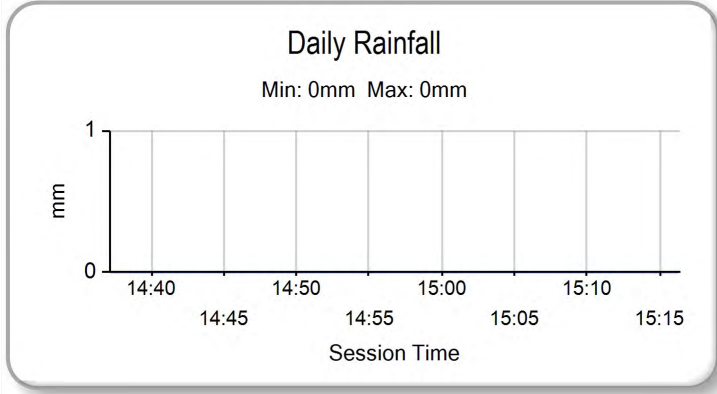
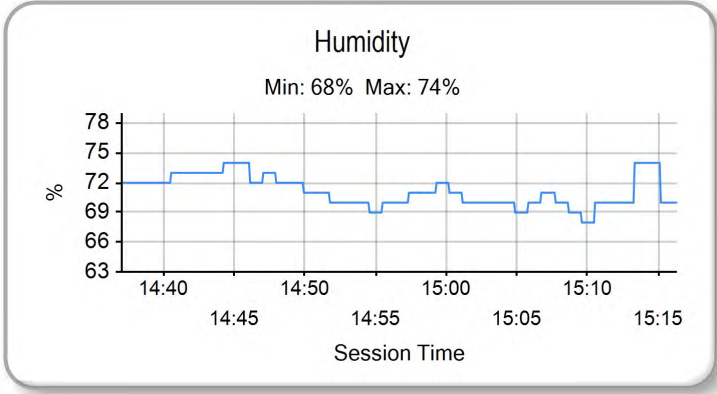
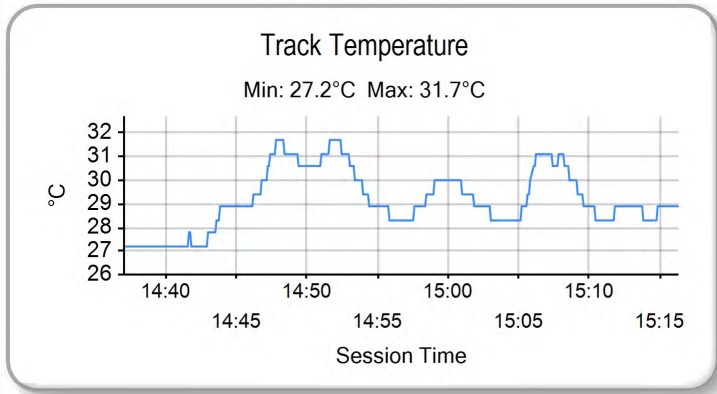
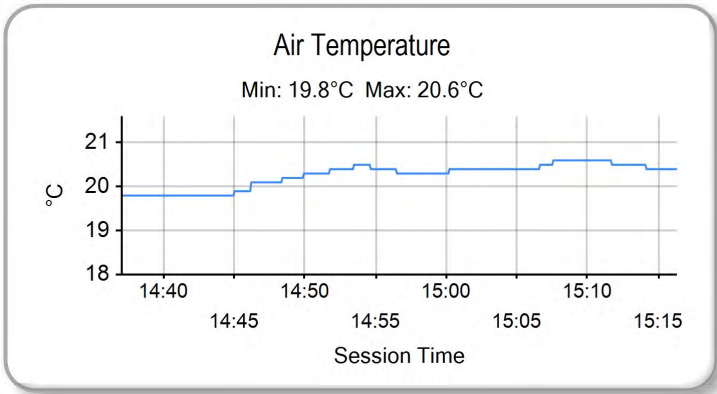
Printed - 15:19 Sunday, 18 June 2017

MCRCB BULLETIN TK306

2017 MCE British Superbike Championship - Round 4

2017 HEL Performance British Motostar Championship

RACE 14 - WEATHER CONDITIONS



Weather / Track : Bright / Dry

Results can be found at www.tsl-timing.com

Knockhill
Circuit Length = 1.2669 miles
Start: 14:55 Flag 15:15 End: 15:16

Printed - 15:20 Sunday, 18 June 2017

