



BRITISH MOTOSTAR CHAMPIONSHIP

Round 6
Brands Hatch GP

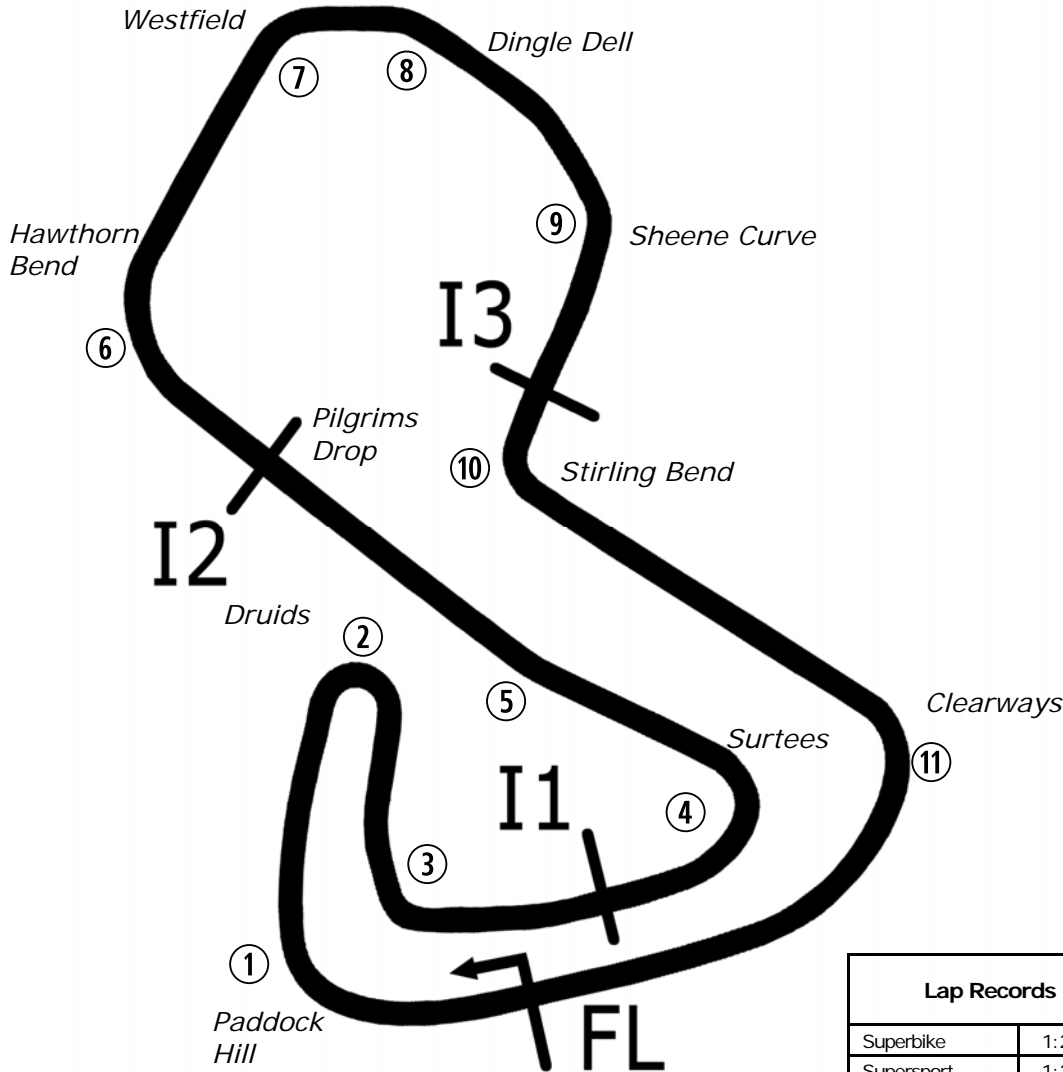
21st – 23rd July 2017



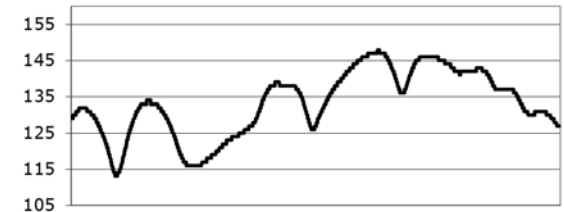
Results Provided by Timing Solutions Ltd

www.tsl-timing.com

Brands Hatch GP



Circuit Altitude (m)



Length	2.4332 miles	3916.0 m	
FL		51.36032 N	0.26032 E
I1	1116m	51.35934 N	0.25955 E
I2	1796m	51.35628 N	0.22660 E
I3	2928m	51.35532 N	0.26250 E
Pit Entry	3646m	51.35911 N	0.25743 E
Pit Exit	83m after FL	51.36017 N	0.26051 E
Pit Entry–Pit Exit 332m, 19.9s @60kph, 14.9s @80kph			

Lap Records		Best Sector Information							
		Sector 1 (FL - I1)	I1 Trap (mph)	Sector 2 (I1 - I2)	I2 Trap (mph)	Sector 3 (I2 - I3)	I3 Trap (mph)	Sector 4 (I3 - FL)	F/L Trap (mph)
Superbike	1:25.426	27.091	131.5	14.537	169.4	23.022	102.2	19.760	166.9
Supersport	1:27.675	27.760	123.3	15.236	156.7	23.473	101.2	20.627	156.8
Superstock 1000	1:27.643	27.706	126.6	15.055	163.2	23.746	100.6	20.347	162.1
Superstock 600	1:29.845	28.321	119.6	15.580	153.5	24.042	100.0	20.969	149.8
Motostar	1:33.077	28.976	108.8	16.835	135.0	24.281	97.9	22.183	130.5
F1 Sidecar	1:30.582	28.364	117.7	16.023	147.1	23.511	102.4	21.476	142.7
Ducati Cup	1:30.543	28.642	117.5	15.773	151.8	24.471	97.6	21.252	147.4
KTM BJ Cup	1:46.859	33.047	90.5	19.589	110.0	28.018	85.5	25.373	109.8

All results available at www.tsl-timing.com



POS	NO	CL	PIC NAME	ENTRY	TIME	ON	LAPS	GAP	DIFF	MPH
1	12		1 Edward RENDELL	KTM - Banks Racing	1:35.039	11	13			92.17
2	69		2 Tom BOOTH-AMOS	KTM - City Lifting RS Racing	1:35.380	4	5	0.341	0.341	91.84
3	47		3 Jake ARCHER	KTM - City Lifting RS Racing	1:35.412	15	17	0.373	0.032	91.81
4	15		4 Eugene McMANUS	KTM - RS Racing / E15 Racing	1:36.372	15	16	1.333	0.960	90.89
5	64		5 Asher DURHAM	Mahindra - Microlise Cresswell Racing	1:36.574	14	14	1.535	0.202	90.70
6	35		6 Elliot LODGE	FTR - Spike Racing / SP125	1:37.054	13	17	2.015	0.480	90.25
7	25		7 Mike BROUWERS	KTM - TEC7-Joma / Brouwersracingteam	1:37.117	16	16	2.078	0.063	90.19
8	79		8 Storm STACEY	Kalex - FPW Racing	1:37.139	14	16	2.100	0.022	90.17
9	34		9 Liam DELVES	DR-Moto - Stauff Connect Academy / Dr-Moto	1:37.364	11	17	2.325	0.225	89.97
10	52		10 Jorel BOERBOOM	Kalex KTM - Fireplace Warehouse	1:37.402	13	16	2.363	0.038	89.93
11	3		11 Richard KERR	KTM - North West Racing	1:37.404	17	17	2.365	0.002	89.93
12	44		12 Edmund BEST	KTM - SymCirrus Motorsport	1:37.543	16	16	2.504	0.139	89.80
13	23		13 Sam LLEWELLYN	KTM - SymCirrus Motorsport	1:37.598	14	14	2.559	0.055	89.75
14	54		14 Sam BURMAN	KTM - TeamWNT / Burman Racing	1:37.968	16	17	2.929	0.370	89.41
15	19	S	1 Victor RODRIGUEZ	Honda NSF - GA Competition	1:38.455	16	17	3.416	0.487	88.97
16	17		15 Tom CARNE	Tigcraft - Neatafan / Tigcraft Racing	1:38.595	5	11	3.556	0.140	88.84
17	20		16 Joel MARKLUND	KTM - Marklund Solutions / SP125	1:38.642	9	16	3.603	0.047	88.80
18	99		17 Stephen CAMPBELL	Honda - Campbell Racing	1:38.654	14	14	3.615	0.012	88.79
19	2	S	2 Thomas STRUDWICK	Honda NSF - Case Moto Rapido Moto3	1:38.695	12	14	3.656	0.041	88.75
20	30	S	3 Max COOK	Honda NSF - Wilson Racing	1:38.966	8	11	3.927	0.271	88.51
21	73	S	4 Luke HOPKINS	Honda NSF - HM	1:39.338	10	17	4.299	0.372	88.18
22	56	S	5 Charlie ATKINS	Honda NSF - Wilson Racing	1:39.443	16	17	4.404	0.105	88.08
23	55	S	6 Jack SCOTT	Honda NSF - J J Racing	1:39.475	13	16	4.436	0.032	88.06
24	27		18 Josh HODGE	KTM - Team HPR	1:39.586	11	15	4.547	0.111	87.96
25	72	S	7 Cameron HORSMAN	Honda NSF - Nova / FAB Racing	1:40.112	18	18	5.073	0.526	87.50
26	16	S	8 Connall COURTNEY	Honda NSF - Mototech CCR	1:40.383	11	12	5.344	0.271	87.26
27	24	S	9 Shane FABER	Honda NSF - SymCirrus Motorsport / Shane Faber Racing	1:40.421	15	16	5.382	0.038	87.23
28	95	S	10 Ross TURNER	Honda NSF - RedRat Racing	1:40.992	16	17	5.953	0.571	86.73
29	89	S	11 T. Fox MORETON	Honda NSF - Banks Racing / Moto Engineering	1:41.047	7	15	6.008	0.055	86.69
30	45	S	12 Scott SWANN	Honda NSF - Swann Racing	1:42.716	14	15	7.677	1.669	85.28
31	48	S	13 Ewan POTTER	Honda NSF -	1:43.183	12	14	8.144	0.467	84.89
32	13	S	14 Jacob CLARK	Honda NSF - Wilson Racing	1:44.245	15	17	9.206	1.062	84.03

QUALIFYING LAPTIME (110.0% of 1:35.039) = 1:44.542

Weather / Track : Bright / Dry

These results are provisional until the conclusion of any judicial and technical matters.

Brands Hatch GP

Circuit Length = 2.4332 miles

Start: 11:10 Flag 11:40 End: 11:42

Race Director :	Stewards :	Timekeeper :
-----------------	------------	--------------

Results can be found at www.britishsuperbike.com

Printed - 11:42 Friday, 21 July 2017

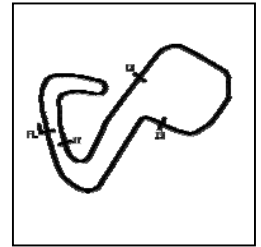


MCRCB BULLETIN TK017

2017 MCE British Superbike Championship - Round 6

2017 HEL Performance British Motostar Championship

FREE PRACTICE 1 - SECTOR ANALYSIS



SECTOR 1 = FL to I1, SECTOR 2 = I1 to I2 SECTOR 3 = I2 to I3, SECTOR 4 = I3 to FL, DIFF = Difference To Personal Best Lap, P = Crossed Finish Line in Pit Lane, D = Time Disallowed

P1 12		Edward RENDELL				KTM - Banks Racing							
IDEAL LAP TIME : 1:35.039		BEST LAP TIME : 1:35.039				DIFFERENCE : 0.000							
LAP	SECTOR 1	SECTOR 2	SECTOR 3	SECTOR 4	LAP TIME	MPH	DIFF	TIME OF DAY					
1 -	OUTLAP	93.2	18.581	124.2	27.885	79.0	24.236	117.7	1:43.965	84.25	8.926	11:12:51.618	
2 -	31.403	98.9	17.972	123.3	25.718	80.6	IN PIT		2:23.013	P	61.25	47.974	11:15:14.631
3 -	OUTLAP	100.3	17.797	123.1	25.372	90.8	23.149	120.9	1:36.975	90.33	1.936	11:16:51.606	
4 -	30.311	101.5	17.754	122.6	25.180	89.8	23.061	122.2	1:36.306	90.95	1.267	11:18:27.912	
5 -	30.167	101.5	17.713	122.9	25.215	89.5	23.061	124.9	1:36.156	91.10	1.117	11:20:04.068	
6 -	30.316	101.0	17.769	122.4	25.467	90.9	23.003	121.1	1:36.555	90.72	1.516	11:21:40.623	
7 -	30.027	102.4	17.595	123.1	25.050	91.3	23.074	121.1	1:35.746	(2)	91.49	0.707	11:23:16.369
8 -	30.328	101.9	17.802	121.7	25.696	84.4	IN PIT		5:25.853	P	26.88	3:50.814	11:28:42.222
9 -	OUTLAP	99.5	17.845	122.2	25.291	89.2	22.970	124.7	1:38.674	88.77	3.635	11:30:20.896	
10 -	30.862	101.0	17.794	122.6	25.075	90.9	22.826	122.4	1:36.557	90.72	1.518	11:31:57.453	
11 -	29.800	101.9	17.588	123.8	24.899	91.3	22.752	120.6	1:35.039	(1)	92.17		11:33:32.492
12 -	30.325	101.5	17.723	122.9	25.254	93.4	23.052	120.6	1:36.354	90.91	1.315	11:35:08.846	
13 -	30.029	101.9	17.635	121.3	25.229	91.8	22.865	122.0	1:35.758	(3)	91.47	0.719	11:36:44.604

P2 69		Tom BOOTH-AMOS				KTM - City Lifting RS Racing							
IDEAL LAP TIME : 1:35.034		BEST LAP TIME : 1:35.380				DIFFERENCE : 0.346							
LAP	SECTOR 1	SECTOR 2	SECTOR 3	SECTOR 4	LAP TIME	MPH	DIFF	TIME OF DAY					
1 -	OUTLAP	88.5	18.893	117.3	28.312	77.9	24.544	125.4	1:47.567	81.43	12.187	11:13:25.524	
2 -	31.102	102.6	18.376	126.8	26.086	89.1	23.372	126.1	1:38.936	88.54	3.556	11:15:04.460	
3 -	30.271	104.8	17.428	128.8	25.528	88.3	23.145	125.6	1:36.372	(2)	90.89	0.992	11:16:40.832
4 -	29.821	104.6	17.343	129.0	25.375	90.6	22.841	127.0	1:35.380	(1)	91.84		11:18:16.212
5 -	30.206	103.8	17.192	131.0	26.587	87.4	23.168	126.3	1:37.153	(3)	90.16	1.773	11:19:53.365

P3 47		Jake ARCHER				KTM - City Lifting RS Racing							
IDEAL LAP TIME : 1:34.972		BEST LAP TIME : 1:35.412				DIFFERENCE : 0.440							
LAP	SECTOR 1	SECTOR 2	SECTOR 3	SECTOR 4	LAP TIME	MPH	DIFF	TIME OF DAY					
1 -	OUTLAP	89.1	18.912	119.1	28.193	76.3	24.201	126.8	1:46.529	82.22	11.117	11:13:25.566	
2 -	31.430	92.1	18.146	125.4	26.554	83.0	23.342	126.3	1:39.472	88.06	4.060	11:15:05.038	
3 -	30.752	99.7	17.628	129.3	26.175	85.9	23.189	126.6	1:37.744	89.62	2.332	11:16:42.782	
4 -	31.119	95.0	17.981	129.0	25.960	84.7	23.178	126.6	1:38.238	89.16	2.826	11:18:21.020	
5 -	30.640	99.4	17.529	129.0	25.685	86.9	23.065	125.6	1:36.919	90.38	1.507	11:19:57.939	
6 -	30.166	102.2	17.495	129.0	25.742	86.8	22.846	126.1	1:36.249	91.01	0.837	11:21:34.188	
7 -	30.189	102.4	17.481	128.0	25.605	88.3	22.921	126.1	1:36.196	91.06	0.784	11:23:10.384	
8 -	30.214	104.0	17.588	127.3	25.841	83.2	22.979	125.2	1:36.622	90.66	1.210	11:24:47.006	
9 -	33.138	93.3	18.681	118.9	27.573	84.0	IN PIT		3:17.224	P	44.41	1:41.812	11:28:04.230
10 -	OUTLAP	92.9	18.079	127.8	26.497	84.7	23.477	125.2	1:41.848	86.00	6.436	11:29:46.078	
11 -	30.125	103.2	17.526	128.0	25.579	87.1	22.843	127.8	1:36.073	91.17	0.661	11:31:22.151	
12 -	30.097	104.5	17.348	129.0	25.288	88.6	22.724	126.1	1:35.457	(2)	91.76	0.045	11:32:57.608
13 -	29.955	103.4	17.249	129.0	25.360	86.1	23.145	126.6	1:35.709	91.52	0.297	11:34:33.317	
14 -	30.041	103.8	17.457	127.3	25.332	87.0	22.759	127.0	1:35.589	(3)	91.64	0.177	11:36:08.906
15 -	29.833	104.0	17.366	129.5	25.557	86.2	22.656	127.3	1:35.412	(1)	91.81		11:37:44.318
16 -	29.880	103.2	17.195	129.5	25.767	84.6	23.168	129.0	1:36.010	91.23	0.598	11:39:20.328	
17 -	30.280	99.5	17.488	130.0	25.784	73.9	23.814	126.3	1:37.366	89.96	1.954	11:40:57.694	

P4 15		Eugene McMANUS				KTM - RS Racing / E15 Racing							
IDEAL LAP TIME : 1:36.149		BEST LAP TIME : 1:36.372				DIFFERENCE : 0.223							
LAP	SECTOR 1	SECTOR 2	SECTOR 3	SECTOR 4	LAP TIME	MPH	DIFF	TIME OF DAY					
1 -	OUTLAP	96.2	18.205	128.5	27.979	84.3	24.114	124.9	1:42.794	85.21	6.422	11:13:07.218	
2 -	31.394	101.6	18.742	129.0	26.446	89.8	23.380	126.6	1:39.962	87.63	3.590	11:14:47.180	
3 -	31.025	102.4	17.857	130.3	26.487	90.6	23.215	126.6	1:38.584	88.85	2.212	11:16:25.764	
4 -	32.690	88.7	18.953	127.0	27.651	80.9	24.041	125.9	1:43.335	84.77	6.963	11:18:09.099	
5 -	30.408	102.7	17.644	129.0	26.472	85.8	24.240	126.1	1:38.764	88.69	2.392	11:19:47.863	
6 -	30.657	101.0	17.785	128.5	26.183	91.3	23.168	125.2	1:37.793	89.57	1.421	11:21:25.656	
7 -	30.462	99.8	17.964	128.8	25.755	92.1	23.129	126.1	1:37.310	90.01	0.938	11:23:02.966	
8 -	30.410	104.6	19.809	95.5	30.443	82.1	24.121	125.9	1:44.783	83.59	8.411	11:24:47.749	
9 -	31.615	93.9	18.047	129.0	25.789	92.1	23.405	125.9	1:38.856	88.61	2.484	11:26:26.605	
10 -	30.456	100.6	17.634	129.8	25.959	92.5	22.988	126.8	1:37.037	(2)	90.27	0.665	11:28:03.642

Weather / Track : Bright / Dry

Brands Hatch GP

Circuit Length = 2.4332 miles

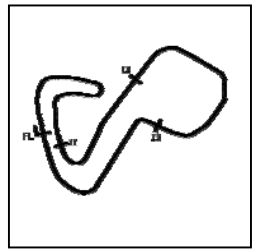
Start: 11:10 Flag 11:40 End: 11:42

MCRCB BULLETIN TK017

2017 MCE British Superbike Championship - Round 6

2017 HEL Performance British Motostar Championship

FREE PRACTICE 1 - SECTOR ANALYSIS



SECTOR 1 = FL to I1, SECTOR 2 = I1 to I2 SECTOR 3 = I2 to I3, SECTOR 4 = I3 to FL, DIFF = Difference To Personal Best Lap, P = Crossed Finish Line in Pit Lane, D = Time Disallowed

11 -	30.630	103.0	17.537	130.0	26.004	84.0	23.565	125.4	1:37.736	89.62	1.364	11:29:41.378	
12 -	30.065	104.0	17.700	127.8	26.445	94.2	IN PIT		4:19.485	P	33.75	2:43.113	11:34:00.863
13 -	OUTLAP	98.8	17.669	130.0	25.799	86.1	23.158	127.5	1:38.959	88.51	2.587	11:35:39.822	
14 -	30.498	104.0	17.772	128.8	25.700	91.3	23.260	127.0	1:37.230	(3)	90.09	0.858	11:37:17.052
15 -	30.256	103.7	17.510	131.0	25.586	87.8	23.020	126.8	1:36.372	(1)	90.89	11:38:53.424	
16 -	31.297	88.0	18.061	130.8	28.807	81.2	25.258	120.9	1:43.423	84.69	7.051	11:40:36.847	

P5	64	Asher DURHAM							Mahindra - Microlise Cresswell Racing				
IDEAL LAP TIME : 1:36.574		BEST LAP TIME : 1:36.574					DIFFERENCE : 0.000						
LAP	SECTOR 1	SECTOR 2	SECTOR 3	SECTOR 4	LAP TIME	MPH	DIFF	TIME OF DAY					
1 -	OUTLAP	87.4	19.423	121.5	28.417	77.2	24.665	123.1	1:48.539	80.70	11.965	11:15:28.656	
2 -	32.201	99.1	18.107	127.0	27.115	80.4	23.820	125.2	1:41.243	86.52	4.669	11:17:09.899	
3 -	31.407	100.9	17.910	126.6	26.677	78.6	23.955	124.7	1:39.949	87.64	3.375	11:18:49.848	
4 -	31.102	101.3	17.829	126.8	26.545	79.6	23.766	124.0	1:39.242	88.26	2.668	11:20:29.090	
5 -	30.915	99.8	18.391	122.2	28.252	81.4	IN PIT		5:26.104	P	26.86	3:49.530	11:25:55.194
6 -	OUTLAP	95.4	18.392	125.6	27.037	77.8	23.965	123.8	1:42.396	85.54	5.822	11:27:37.590	
7 -	31.263	100.0	18.022	125.6	26.437	83.7	23.504	124.2	1:39.226	88.28	2.652	11:29:16.816	
8 -	30.914	101.9	17.927	126.1	26.304	82.4	23.383	124.2	1:38.528	88.90	1.954	11:30:55.344	
9 -	30.791	101.5	17.672	126.8	26.233	85.4	23.215	124.9	1:37.911	89.46	1.337	11:32:33.255	
10 -	30.842	102.4	17.609	126.6	26.115	87.1	23.285	124.5	1:37.851	89.52	1.277	11:34:11.106	
11 -	30.823	101.5	17.719	126.6	26.079	86.4	23.086	125.9	1:37.707	(3)	89.65	1.133	11:35:48.813
12 -	30.427	100.6	17.938	126.3	26.165	86.8	23.215	124.9	1:37.745	89.61	1.171	11:37:26.558	
13 -	30.545	102.7	17.574	127.8	26.028	86.7	23.054	125.6	1:37.201	(2)	90.12	0.627	11:39:03.759
14 -	30.288	102.1	17.444	127.3	25.859	88.4	22.983	125.4	1:36.574	(1)	90.70	11:40:40.333	

P6	35	Elliot LODGE							FTR - Spike Racing / SP125				
IDEAL LAP TIME : 1:36.863		BEST LAP TIME : 1:37.054					DIFFERENCE : 0.191						
LAP	SECTOR 1	SECTOR 2	SECTOR 3	SECTOR 4	LAP TIME	MPH	DIFF	TIME OF DAY					
1 -	OUTLAP	90.8	18.589	124.5	27.925	77.6	24.190	123.8	1:46.067	82.58	9.013	11:12:51.408	
2 -	31.998	99.1	17.936	127.0	26.307	81.0	IN PIT		2:23.907	P	60.87	46.853	11:15:15.315
3 -	OUTLAP	101.6	17.786	126.6	26.950	81.5	23.642	123.5	1:39.741	87.82	2.687	11:16:55.056	
4 -	31.671	102.6	17.779	125.2	26.634	82.7	23.441	124.2	1:39.525	88.01	2.471	11:18:34.581	
5 -	30.975	100.7	17.593	125.9	25.929	84.5	23.334	125.9	1:37.831	89.54	0.777	11:20:12.412	
6 -	30.843	102.9	17.635	126.1	26.830	83.2	23.552	124.5	1:38.860	88.60	1.806	11:21:51.272	
7 -	31.045	99.8	18.511	123.8	26.352	81.2	23.481	123.5	1:39.389	88.13	2.335	11:23:30.661	
8 -	30.765	103.5	17.594	125.9	26.292	84.9	23.070	124.2	1:37.721	89.64	0.667	11:25:08.382	
9 -	34.981	75.7	18.720	123.5	26.860	83.6	23.414	124.2	1:43.975	84.24	6.921	11:26:52.357	
10 -	30.947	97.2	17.999	125.2	26.479	85.3	23.270	125.2	1:38.695	88.75	1.641	11:28:31.052	
11 -	30.785	103.2	17.566	126.3	26.066	84.0	23.113	125.9	1:37.530	89.81	0.476	11:30:08.582	
12 -	30.712	102.4	17.956	124.2	25.913	86.7	22.957	124.5	1:37.538	89.80	0.484	11:31:46.120	
13 -	30.663	103.2	17.471	127.0	25.922	86.5	22.998	124.2	1:37.054	(1)	90.25	11:33:23.174	
14 -	30.687	102.6	17.570	126.1	26.080	88.0	23.083	124.5	1:37.420	(3)	89.91	0.366	11:35:00.594
15 -	30.884	101.2	17.751	124.0	26.117	88.4	23.182	124.9	1:37.934	89.44	0.880	11:36:38.528	
16 -	30.593	101.9	17.624	124.5	25.842	84.5	23.081	124.9	1:37.140	(2)	90.17	0.086	11:38:15.668
17 -	31.283	100.1	17.803	124.2	26.049	85.2	23.952	80.7	1:39.087	88.40	2.033	11:39:54.755	

P7	25	Mike BROUWERS							KTM - TEC7-Joma / Brouwersracingteam				
IDEAL LAP TIME : 1:36.828		BEST LAP TIME : 1:37.117					DIFFERENCE : 0.289						
LAP	SECTOR 1	SECTOR 2	SECTOR 3	SECTOR 4	LAP TIME	MPH	DIFF	TIME OF DAY					
1 -	OUTLAP	87.7	20.361	116.9	29.684	79.7	24.909	118.5	1:51.432	78.61	14.315	11:13:08.689	
2 -	31.893	96.9	18.609	121.1	26.771	80.9	23.853	119.4	1:41.126	86.62	4.009	11:14:49.815	
3 -	31.931	96.2	18.211	122.4	27.165	81.0	23.866	119.4	1:41.173	86.58	4.056	11:16:30.988	
4 -	31.288	98.5	18.186	122.6	26.982	81.0	23.979	120.0	1:40.435	87.21	3.318	11:18:11.423	
5 -	31.137	99.8	18.212	119.8	25.854	86.4	23.704	118.3	1:38.907	88.56	1.790	11:19:50.330	
6 -	31.268	98.6	19.063	111.2	26.485	83.4	IN PIT		3:59.528	P	36.57	2:22.411	11:23:49.858
7 -	OUTLAP	90.8	18.956	118.9	26.196	87.6	23.731	118.1	1:42.909	85.12	5.792	11:25:32.767	
8 -	30.995	99.1	18.321	120.2	25.968	80.9	23.639	118.3	1:38.923	88.55	1.806	11:27:11.690	
9 -	30.928	96.0	18.167	120.0	25.725	88.6	23.311	119.4	1:38.131	89.26	1.014	11:28:49.821	
10 -	30.655	100.3	18.196	121.1	25.391	89.9	23.330	118.5	1:37.572	(3)	89.77	0.455	11:30:27.393
11 -	31.024	99.7	18.084	120.4	26.318	83.5	23.597	118.1	1:39.023	88.46	1.906	11:32:06.416	
12 -	30.676	100.0	18.113	121.3	25.616	89.4	23.279	119.1	1:37.684	89.67	0.567	11:33:44.100	
13 -	30.656	100.1	18.194	121.1	25.491	87.2	23.237	119.1	1:37.578	89.77	0.461	11:35:21.678	

Weather / Track : Bright / Dry

Brands Hatch GP

Circuit Length = 2.4332 miles

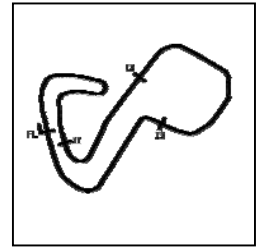
Start: 11:10 Flag 11:40 End: 11:42

MCRCB BULLETIN TK017

2017 MCE British Superbike Championship - Round 6

2017 HEL Performance British Motostar Championship

FREE PRACTICE 1 - SECTOR ANALYSIS



SECTOR 1 = FL to I1, SECTOR 2 = I1 to I2 SECTOR 3 = I2 to I3, SECTOR 4 = I3 to FL, DIFF = Difference To Personal Best Lap, P = Crossed Finish Line in Pit Lane, D = Time Disallowed

14 -	31.684	88.1	19.383	104.3	26.879	84.5	23.335	120.6	1:41.281	86.49	4.164	11:37:02.959
15 -	30.640	101.2	17.989	121.5	25.295	89.0	23.252	122.0	1:37.176 (2)	90.14	0.059	11:38:40.135
16 -	30.463	100.0	17.833	122.9	25.580	89.0	23.241	120.9	1:37.117 (1)	90.19		11:40:17.252

P8 79		Storm STACEY				Kalex - FPW Racing						
IDEAL LAP TIME : 1:36.773		BEST LAP TIME : 1:37.139				DIFFERENCE : 0.366						
LAP	SECTOR 1	SECTOR 2		SECTOR 3		SECTOR 4		LAP TIME	MPH	DIFF	TIME OF DAY	
1 -	OUTLAP	92.0	19.267	127.3	29.259	75.3	24.668	126.3	1:47.434	81.53	10.295	11:12:10.430
2 -	32.616	95.7	18.289	128.3	28.177	72.9	IN PIT		2:34.779 P	56.59	57.640	11:14:45.209
3 -	OUTLAP	100.9	18.099	129.5	27.208	75.4	24.037	126.3	1:45.358	83.14	8.219	11:16:30.567
4 -	31.269	101.5	17.813	127.8	28.219	70.7	24.333	128.3	1:41.634	86.19	4.495	11:18:12.201
5 -	30.977	102.4	17.897	129.8	26.465	84.6	23.423	127.0	1:38.762	88.69	1.623	11:19:50.963
6 -	30.984	101.2	17.908	129.0	27.185	82.6	23.767	125.9	1:39.844	87.73	2.705	11:21:30.807
7 -	30.925	101.0	17.881	128.5	26.547	80.0	23.331	126.6	1:38.684	88.76	1.545	11:23:09.491
8 -	31.396	93.3	18.763	120.2	27.783	81.6	IN PIT		3:20.710 P	43.64	1:43.571	11:26:30.201
9 -	OUTLAP	88.8	18.247	128.5	26.425	87.4	23.572	126.6	1:44.759	83.61	7.620	11:28:14.960
10 -	30.830	104.8	17.747	128.8	26.392	87.2	23.419	126.3	1:38.388	89.03	1.249	11:29:53.348
11 -	30.648	105.5	17.681	129.0	26.314	81.5	23.232	128.8	1:37.875 (3)	89.50	0.736	11:31:31.223
12 -	31.161	98.3	18.407	122.0	26.485	85.4	IN PIT		2:49.081 P	51.80	1:11.942	11:34:20.304
13 -	OUTLAP	91.4	19.180	113.7	26.185	88.4	23.030	129.5	1:43.511	84.62	6.372	11:36:03.815
14 -	30.643	103.7	17.440	123.8	26.000	86.4	23.056	129.3	1:37.139 (1)	90.17		11:37:40.954
15 -	31.513	100.0	18.082	124.9	25.942	83.6	22.975	128.5	1:38.512	88.92	1.373	11:39:19.466
16 -	30.416	103.7	17.448	129.0	26.311	78.6	23.246	127.5	1:37.421 (2)	89.91	0.282	11:40:56.887

P9 34		Liam DELVES				DR-Moto - Stauff Connect Academy / Dr-Moto						
IDEAL LAP TIME : 1:36.825		BEST LAP TIME : 1:37.364				DIFFERENCE : 0.539						
LAP	SECTOR 1	SECTOR 2		SECTOR 3		SECTOR 4		LAP TIME	MPH	DIFF	TIME OF DAY	
1 -	OUTLAP	88.6	19.615	115.9	29.263	76.6	24.183	123.8	1:47.456	81.52	10.092	11:12:08.124
2 -	31.300	95.3	18.350	125.6	27.428	81.8	23.780	124.2	1:40.858	86.85	3.494	11:13:48.982
3 -	31.014	98.1	18.054	126.6	27.372	78.4	24.312	124.2	1:40.752	86.94	3.388	11:15:29.734
4 -	31.348	98.8	18.136	126.3	26.588	86.5	23.705	123.3	1:39.777	87.79	2.413	11:17:09.511
5 -	30.743	98.9	17.953	125.4	25.993	83.0	23.764	124.0	1:38.453	88.97	1.089	11:18:47.964
6 -	30.663	99.7	17.930	124.9	25.820	86.4	23.733	121.7	1:38.146	89.25	0.782	11:20:26.110
7 -	32.441	91.5	19.405	113.1	29.076	82.5	IN PIT		4:07.005 P	35.46	2:29.641	11:24:33.115
8 -	OUTLAP	98.1	18.451	124.0	26.321	84.9	23.616	123.5	1:41.751	86.09	4.387	11:26:14.866
9 -	30.745	101.6	17.811	125.9	25.902	84.9	23.434	124.7	1:37.892	89.48	0.528	11:27:52.758
10 -	30.462	102.4	17.808	126.1	25.814	84.3	23.445	122.6	1:37.529 (3)	89.81	0.165	11:29:30.287
11 -	30.400	101.8	17.975	123.8	25.770	86.0	23.219	122.6	1:37.364 (1)	89.97		11:31:07.651
12 -	30.561	99.5	18.392	115.9	27.030	82.7	24.031	122.6	1:40.014	87.58	2.650	11:32:47.665
13 -	30.954	100.9	17.858	124.2	26.076	85.9	23.280	123.3	1:38.168	89.23	0.804	11:34:25.833
14 -	30.703	101.0	17.927	124.2	25.513	88.3	23.429	124.0	1:37.572	89.77	0.208	11:36:03.405
15 -	30.629	101.8	17.795	125.2	25.639	84.7	23.440	123.5	1:37.503 (2)	89.84	0.139	11:37:40.908
16 -	31.922	93.3	17.906	121.7	26.158	87.4	23.241	124.9	1:39.227	88.28	1.863	11:39:20.135
17 -	30.408	100.9	17.693	127.0	25.811	79.1	23.927	123.8	1:37.839	89.53	0.475	11:40:57.974

P10 52		Jorel BOERBOOM				Kalex KTM - Fireplace Warehouse						
IDEAL LAP TIME : 1:37.214		BEST LAP TIME : 1:37.402				DIFFERENCE : 0.188						
LAP	SECTOR 1	SECTOR 2		SECTOR 3		SECTOR 4		LAP TIME	MPH	DIFF	TIME OF DAY	
1 -	OUTLAP	86.8	19.330	123.8	28.584	70.6	24.787	122.2	1:48.245	80.92	10.843	11:12:07.243
2 -	32.002	97.5	18.424	126.1	27.089	81.9	23.714	124.2	1:41.229	86.53	3.827	11:13:48.472
3 -	31.315	96.6	18.138	126.6	27.251	82.3	23.949	125.2	1:40.653	87.03	3.251	11:15:29.125
4 -	31.507	100.3	17.935	125.9	26.448	86.3	23.586	124.2	1:39.476	88.05	2.074	11:17:08.601
5 -	31.032	101.6	17.894	126.3	26.570	80.7	23.653	123.5	1:39.149	88.35	1.747	11:18:47.750
6 -	31.196	97.9	17.955	126.8	26.058	85.2	23.454	124.2	1:38.663	88.78	1.261	11:20:26.413
7 -	31.855	94.6	18.823	122.4	27.132	82.6	IN PIT		4:49.679 P	30.23	3:12.277	11:25:16.092
8 -	OUTLAP	95.7	18.564	124.5	26.876	85.1	23.569	123.8	1:44.255	84.02	6.853	11:27:00.347
9 -	31.082	102.7	18.044	125.4	26.684	82.2	23.448	124.9	1:39.258	88.25	1.856	11:28:39.605
10 -	30.809	102.4	17.807	126.8	25.913	89.8	23.066	125.2	1:37.595 (2)	89.75	0.193	11:30:17.200
11 -	30.763	103.4	17.848	125.2	26.214	87.0	23.256	124.2	1:38.081	89.31	0.679	11:31:55.281
12 -	30.812	100.7	17.874	126.1	26.264	87.3	22.957	124.9	1:37.907 (3)	89.47	0.505	11:33:33.188
13 -	30.785	102.9	17.581	127.0	25.969	89.4	23.067	125.2	1:37.402 (1)	89.93		11:35:10.590
14 -	30.818	103.5	17.775	125.2	26.175	87.1	23.274	124.9	1:38.042	89.34	0.640	11:36:48.632

Brands Hatch GP
Circuit Length = 2.4332 miles
Start: 11:10 Flag 11:40 End: 11:42

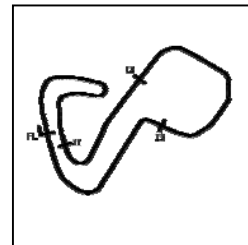
Weather / Track : Bright / Dry

MCRCB BULLETIN TK017

2017 MCE British Superbike Championship - Round 6

2017 HEL Performance British Motostar Championship

FREE PRACTICE 1 - SECTOR ANALYSIS



SECTOR 1 = FL to I1, SECTOR 2 = I1 to I2 SECTOR 3 = I2 to I3, SECTOR 4 = I3 to FL, DIFF = Difference To Personal Best Lap, P = Crossed Finish Line in Pit Lane, D = Time Disallowed

15 -	31.515	91.0	18.609	118.7	27.159	81.7	23.431	124.5	1:40.714	86.97	3.312	11:38:29.346
16 -	30.804	101.6	17.718	125.9	26.199	88.5	23.215	125.2	1:37.936	89.44	0.534	11:40:07.282

P11		3		Richard KERR				KTM - North West Racing				
IDEAL LAP TIME :		1:37.102		BEST LAP TIME :		1:37.404		DIFFERENCE : 0.302				
LAP	SECTOR 1	SECTOR 2	SECTOR 3	SECTOR 4	LAP TIME	MPH	DIFF	TIME OF DAY				
1 -	OUTLAP	99.1	18.809	126.3	28.362	77.4	24.231	126.1	1:45.302	83.18	7.898	11:12:22.999
2 -	32.532	95.7	18.165	127.0	28.112	86.2	23.978	125.9	1:42.787	85.22	5.383	11:14:05.786
3 -	31.635	103.2	18.065	127.0	26.561	83.8	23.668	123.5	1:39.929	87.66	2.525	11:15:45.715
4 -	31.633	101.8	18.067	126.8	26.383	84.6	23.667	124.5	1:39.750	87.81	2.346	11:17:25.465
5 -	30.720	104.2	17.668	126.3	26.161	89.2	23.592	124.0	1:38.141	89.25	0.737	11:19:03.606
6 -	30.832	104.0	17.776	126.8	25.901	85.8	23.312	126.3	1:37.821	89.54	0.417	11:20:41.427
7 -	32.195	82.3	19.143	116.3	27.674	80.0	IN PIT		3:00.384	P	1:22.980	11:23:41.811
8 -	OUTLAP	92.3	18.831	120.6	27.388	78.0	23.688	123.1	1:44.448	83.86	7.044	11:25:26.259
9 -	30.858	103.5	17.789	126.3	26.072	87.9	23.291	124.0	1:38.010	89.37	0.606	11:27:04.269
10 -	30.515	103.8	17.667	125.6	25.947	88.0	23.526	124.9	1:37.655	(3)	0.251	11:28:41.924
11 -	31.264	99.5	17.817	126.8	26.153	86.2	23.552	124.0	1:38.786	88.67	1.382	11:30:20.710
12 -	30.861	101.5	18.672	124.5	26.377	84.7	23.258	125.4	1:39.168	88.33	1.764	11:31:59.878
13 -	30.812	103.5	17.844	126.6	25.955	88.6	23.284	124.5	1:37.895	89.48	0.491	11:33:37.773
14 -	31.037	103.2	17.596	128.0	26.188	87.2	23.552	123.8	1:38.373	89.04	0.969	11:35:16.146
15 -	31.900	98.2	17.955	122.6	26.591	86.9	23.314	123.5	1:39.760	87.80	2.356	11:36:55.906
16 -	30.725	103.8	17.749	125.9	25.971	87.6	23.197	124.2	1:37.642	(2)	0.238	11:38:33.548
17 -	30.650	102.6	17.489	126.6	25.989	88.7	23.276	124.9	1:37.404	(1)	89.93	11:40:10.952

P12		44		Edmund BEST				KTM - SymCirrus Motorsport				
IDEAL LAP TIME :		1:37.385		BEST LAP TIME :		1:37.543		DIFFERENCE : 0.158				
LAP	SECTOR 1	SECTOR 2	SECTOR 3	SECTOR 4	LAP TIME	MPH	DIFF	TIME OF DAY				
1 -	OUTLAP	91.4	19.193	121.5	28.192	71.1	24.490	120.4	1:47.955	81.14	10.412	11:12:50.297
2 -	31.402	100.9	17.934	123.8	26.888	74.6	24.291	120.4	1:40.515	87.14	2.972	11:14:30.812
3 -	30.728	100.9	18.022	123.1	26.504	77.8	23.848	120.9	1:39.102	88.39	1.559	11:16:09.914
4 -	31.049	98.8	17.878	123.1	26.263	80.7	23.551	121.7	1:38.741	88.71	1.198	11:17:48.655
5 -	30.476	102.7	17.989	122.6	26.223	80.5	23.726	120.6	1:38.414	89.01	0.871	11:19:27.069
6 -	31.236	99.2	18.301	122.4	26.348	84.0	23.590	120.9	1:39.475	88.06	1.932	11:21:06.544
7 -	30.760	102.4	18.065	124.5	26.086	84.5	23.439	121.7	1:38.350	89.06	0.807	11:22:44.894
8 -	30.744	98.9	17.830	126.6	26.260	87.8	23.367	121.3	1:38.201	89.20	0.658	11:24:23.095
9 -	31.951	100.9	18.403	122.2	26.966	86.3	IN PIT		2:59.567	P	1:22.024	11:27:22.662
10 -	OUTLAP	100.9	18.262	123.5	26.952	85.4	23.526	120.6	1:44.027	84.20	6.484	11:29:06.689
11 -	30.565	101.3	17.970	123.3	25.923	83.6	23.355	120.4	1:37.813	89.55	0.270	11:30:44.502
12 -	30.496	102.4	17.945	123.3	25.912	87.2	23.309	121.1	1:37.662	(3)	0.119	11:32:22.164
13 -	30.580	101.0	17.791	123.3	26.154	89.1	23.314	120.9	1:37.839	89.53	0.296	11:34:00.003
14 -	31.244	101.2	17.746	123.5	25.952	89.0	23.366	122.2	1:38.308	89.10	0.765	11:35:38.311
15 -	30.571	101.8	17.696	122.9	25.956	87.2	23.416	121.3	1:37.639	(2)	0.096	11:37:15.950
16 -	30.468	102.2	17.784	123.5	25.973	88.4	23.318	121.5	1:37.543	(1)	89.80	11:38:53.493

P13		23		Sam LLEWELLYN				KTM - SymCirrus Motorsport				
IDEAL LAP TIME :		1:37.486		BEST LAP TIME :		1:37.598		DIFFERENCE : 0.112				
LAP	SECTOR 1	SECTOR 2	SECTOR 3	SECTOR 4	LAP TIME	MPH	DIFF	TIME OF DAY				
1 -	OUTLAP	96.9	18.893	122.0	28.818	72.2	24.489	123.1	1:47.850	81.22	10.252	11:16:41.621
2 -	32.200	97.9	18.055	126.8	27.334	76.0	24.043	125.2	1:41.632	86.19	4.034	11:18:23.253
3 -	31.794	98.8	18.001	126.8	27.018	84.0	23.960	123.5	1:40.773	86.92	3.175	11:20:04.026
4 -	30.975	95.7	17.984	128.0	26.748	83.3	23.762	124.7	1:39.469	88.06	1.871	11:21:43.495
5 -	31.848	94.6	17.878	127.3	26.618	86.7	23.782	123.5	1:40.126	87.48	2.528	11:23:23.621
6 -	31.009	102.6	17.783	127.8	26.666	80.3	23.824	123.5	1:39.282	88.23	1.684	11:25:02.903
7 -	31.797	93.0	18.465	115.7	27.736	80.7	IN PIT		3:05.606	P	1:28.008	11:28:08.509
8 -	OUTLAP	94.5	18.152	125.4	27.072	82.9	23.803	123.3	1:42.145	85.75	4.547	11:29:50.654
9 -	30.732	103.8	19.301	119.6	26.790	82.8	23.622	124.5	1:40.445	87.21	2.847	11:31:31.099
10 -	30.931	98.1	19.054	113.1	27.593	78.3	24.083	124.7	1:41.661	86.16	4.063	11:33:12.760
11 -	31.289	98.9	17.874	126.3	26.743	81.4	23.586	125.4	1:39.492	88.04	1.894	11:34:52.252
12 -	31.128	101.8	17.735	126.8	26.402	84.9	23.534	124.9	1:38.799	(3)	1.201	11:36:31.051
13 -	30.804	101.0	17.875	127.0	25.831	85.2	23.329	125.4	1:37.839	(2)	0.241	11:38:08.890
14 -	30.704	99.8	17.669	128.3	25.943	85.2	23.282	125.6	1:37.598	(1)	89.75	11:39:46.488

Weather / Track : Bright / Dry

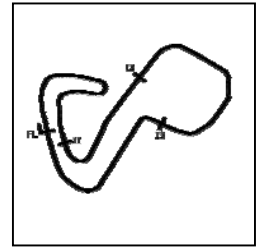
Brands Hatch GP
Circuit Length = 2.4332 miles
Start: 11:10 Flag 11:40 End: 11:42

MCRCB BULLETIN TK017

2017 MCE British Superbike Championship - Round 6

2017 HEL Performance British Motostar Championship

FREE PRACTICE 1 - SECTOR ANALYSIS



SECTOR 1 = FL to I1, SECTOR 2 = I1 to I2 SECTOR 3 = I2 to I3, SECTOR 4 = I3 to FL, DIFF = Difference To Personal Best Lap, P = Crossed Finish Line in Pit Lane, D = Time Disallowed

P14 54		Sam BURMAN				KTM - TeamWNT / Burman Racing						
IDEAL LAP TIME : 1:37.802		BEST LAP TIME : 1:37.968				DIFFERENCE : 0.166						
LAP	SECTOR 1	SECTOR 2		SECTOR 3		SECTOR 4		LAP TIME	MPH	DIFF	TIME OF DAY	
1 -	OUTLAP	91.5	18.581	122.9	29.998	74.0	25.115	124.5	1:47.860	81.21	9.892	11:12:03.621
2 -	32.630	96.4	18.420	124.5	28.398	78.2	24.486	123.8	1:43.934	84.28	5.966	11:13:47.555
3 -	32.010	99.5	18.005	125.9	27.518	81.2	24.548	123.3	1:42.081	85.81	4.113	11:15:29.636
4 -	33.325	94.5	18.750	122.6	27.364	84.3	24.085	124.9	1:43.524	84.61	5.556	11:17:13.160
5 -	31.438	99.1	17.943	128.0	26.901	83.0	23.962	124.9	1:40.244	87.38	2.276	11:18:53.404
6 -	31.195	101.8	17.997	126.6	26.637	85.0	23.906	124.2	1:39.735	87.83	1.767	11:20:33.139
7 -	31.713	96.2	18.462	122.4	27.995	81.5	IN PIT		3:46.721	P 38.63	2:08.753	11:24:19.860
8 -	OUTLAP	98.3	18.137	126.1	26.785	84.3	23.957	124.0	1:45.523	83.01	7.555	11:26:05.383
9 -	31.256	102.4	17.701	127.3	26.301	87.6	23.549	124.9	1:38.807	88.65	0.839	11:27:44.190
10 -	30.872	102.7	17.665	128.3	26.618	83.7	23.503	124.7	1:38.658	88.78	0.690	11:29:22.848
11 -	30.923	102.4	17.805	122.2	26.816	89.3	23.346	126.1	1:38.890	88.58	0.922	11:31:01.738
12 -	30.987	102.2	17.736	128.3	26.183	87.2	23.478	124.7	1:38.384	(2) 89.03	0.416	11:32:40.122
13 -	30.876	102.2	17.701	128.3	26.532	84.0	23.515	124.7	1:38.624	88.82	0.656	11:34:18.746
14 -	31.605	89.7	18.506	124.5	27.048	84.2	23.851	124.9	1:41.010	86.72	3.042	11:35:59.756
15 -	30.973	102.7	17.754	128.0	26.350	88.6	23.464	124.9	1:38.541	(3) 88.89	0.573	11:37:38.297
16 -	30.784	102.6	17.713	129.0	26.135	86.3	23.336	125.4	1:37.968	(1) 89.41		11:39:16.265
17 -	31.161	102.2	17.547	124.9	28.771	73.4	25.409	121.7	1:42.888	85.13	4.920	11:40:59.153

P15 19 S		Victor RODRIGUEZ				Honda NSF - GA Competition						
IDEAL LAP TIME : 1:37.880		BEST LAP TIME : 1:38.455				DIFFERENCE : 0.575						
LAP	SECTOR 1	SECTOR 2		SECTOR 3		SECTOR 4		LAP TIME	MPH	DIFF	TIME OF DAY	
1 -	OUTLAP	95.1	20.080	119.8	28.551	79.7	24.589	120.9	1:46.963	81.89	8.508	11:12:10.862
2 -	32.455	96.9	18.441	123.8	27.862	80.0	24.560	122.0	1:43.318	84.78	4.863	11:13:54.180
3 -	31.227	99.8	18.248	121.7	26.937	88.6	24.086	119.4	1:40.498	87.16	2.043	11:15:34.678
4 -	31.419	98.5	18.284	122.0	27.025	85.0	24.179	118.7	1:40.907	86.81	2.452	11:17:15.585
5 -	31.211	97.9	19.420	111.4	26.775	87.0	23.788	120.4	1:41.194	86.56	2.739	11:18:56.779
6 -	31.125	99.2	18.141	120.9	26.505	89.4	23.964	118.7	1:39.735	87.83	1.280	11:20:36.514
7 -	30.862	100.6	18.083	122.0	26.274	87.1	23.752	119.4	1:38.971	88.50	0.516	11:22:15.485
8 -	30.891	99.8	18.024	120.9	26.263	91.3	23.790	118.3	1:38.968	88.51	0.513	11:23:54.453
9 -	31.450	95.0	18.744	118.5	26.273	90.4	23.408	121.7	1:39.875	87.70	1.420	11:25:34.328
10 -	33.434	97.5	18.130	122.2	27.217	89.5	23.592	118.7	1:42.373	85.56	3.918	11:27:16.701
11 -	30.780	100.0	17.937	122.6	26.845	89.4	23.550	119.6	1:39.112	88.38	0.657	11:28:55.813
12 -	30.646	99.5	18.026	121.3	25.964	92.3	23.857	118.1	1:38.493	(2) 88.93	0.038	11:30:34.306
13 -	32.212	93.7	18.682	119.6	27.163	82.3	IN PIT		3:00.421	P 48.55	1:21.966	11:33:34.727
14 -	OUTLAP	92.3	22.188	94.3	27.724	89.8	23.747	118.9	1:52.534	77.84	14.079	11:35:27.261
15 -	31.002	99.7	17.990	121.5	26.228	90.5	23.577	120.4	1:38.797	88.66	0.342	11:37:06.058
16 -	30.915	99.5	17.900	122.9	26.119	89.4	23.521	120.2	1:38.455	(1) 88.97		11:38:44.513
17 -	30.999	98.8	17.862	121.7	26.138	90.8	23.516	120.4	1:38.515	(3) 88.91	0.060	11:40:23.028

P16 17		Tom CARNE				Tigcraft - Neatafan / Tigcraft Racing						
IDEAL LAP TIME : 1:38.206		BEST LAP TIME : 1:38.595				DIFFERENCE : 0.389						
LAP	SECTOR 1	SECTOR 2		SECTOR 3		SECTOR 4		LAP TIME	MPH	DIFF	TIME OF DAY	
1 -	OUTLAP	91.8	19.382	117.9	28.400	73.4	24.451	124.0	1:46.252	82.44	7.657	11:12:07.344
2 -	31.294	97.8	18.317	124.0	26.910	78.9	23.826	123.1	1:40.347	87.29	1.752	11:13:47.691
3 -	30.909	100.0	18.154	125.4	26.986	80.0	23.818	122.9	1:39.867	87.71	1.272	11:15:27.558
4 -	30.738	100.1	17.942	124.2	26.481	84.7	23.650	122.4	1:38.811	(2) 88.65	0.216	11:17:06.369
5 -	30.569	101.8	17.907	122.0	26.464	79.4	23.655	122.9	1:38.595	(1) 88.84		11:18:44.964
6 -	30.605	96.8	18.321	123.3	26.458	84.3	IN PIT		7:58.968	P 18.28	6:20.373	11:26:43.932
7 -	OUTLAP	94.6	18.875	120.4	27.699	81.1	23.927	122.6	1:45.374	83.13	6.779	11:28:29.306
8 -	30.972	101.8	18.122	123.8	26.387	82.5	23.622	121.1	1:39.103	(3) 88.39	0.508	11:30:08.409
9 -	30.575	102.6	18.293	122.4	26.618	84.0	23.772	114.9	1:39.258	88.25	0.663	11:31:47.667
10 -	31.537	98.5	18.219	124.2	26.474	83.1	23.508	122.0	1:39.738	87.82	1.143	11:33:27.405
11 -	31.604	94.1	18.063	123.3	26.222	83.0	23.604	117.7	1:39.493	88.04	0.898	11:35:06.898

P17 20		Joel MARKLUND				KTM - Marklund Solutions / SP125					
IDEAL LAP TIME : 1:38.572		BEST LAP TIME : 1:38.642				DIFFERENCE : 0.070					
LAP	SECTOR 1	SECTOR 2		SECTOR 3		SECTOR 4		LAP TIME	MPH	DIFF	TIME OF DAY

Weather / Track : Bright / Dry

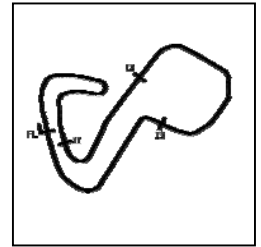
Brands Hatch GP
Circuit Length = 2.4332 miles
Start: 11:10 Flag 11:40 End: 11:42

MCRCB BULLETIN TK017

2017 MCE British Superbike Championship - Round 6

2017 HEL Performance British Motostar Championship

FREE PRACTICE 1 - SECTOR ANALYSIS



SECTOR 1 = FL to I1, SECTOR 2 = I1 to I2 SECTOR 3 = I2 to I3, SECTOR 4 = I3 to FL, DIFF = Difference To Personal Best Lap, P = Crossed Finish Line in Pit Lane, D = Time Disallowed

1 -	OUTLAP	79.6	19.393	113.1	30.232	69.7	25.124	122.9	1:51.044	78.88	12.402	11:12:27.551
2 -	32.453	93.2	18.355	123.1	28.556	79.0	24.236	125.4	1:43.600	84.55	4.958	11:14:11.151
3 -	32.279	92.8	18.440	126.3	28.550	74.8	24.257	124.2	1:43.526	84.61	4.884	11:15:54.677
4 -	31.858	96.4	18.085	125.6	27.369	78.0	23.956	125.4	1:41.268	86.50	2.626	11:17:35.945
5 -	31.335	101.8	17.783	123.8	27.154	83.4	23.770	123.1	1:40.042	87.56	1.400	11:19:15.987
6 -	31.515	98.9	18.095	124.7	26.873	84.0	23.536	122.6	1:40.019	87.58	1.377	11:20:56.006
7 -	31.271	98.9	17.892	124.2	26.697	83.0	23.574	123.3	1:39.434	88.09	0.792	11:22:35.440
8 -	30.972	100.1	17.843	124.9	26.609	89.1	24.087	121.7	1:39.511	88.02	0.869	11:24:14.951
9 -	30.945	101.5	17.740	125.2	26.531	87.9	23.426	122.6	1:38.642 (1)	88.80		11:25:53.593
10 -	31.066	102.2	17.875	124.0	26.537	89.8	23.356	123.5	1:38.834 (2)	88.63	0.192	11:27:32.427
11 -	31.347	94.6	18.069	122.4	26.683	84.5	IN PIT		4:58.234 P	29.37	3:19.592	11:32:30.661
12 -	OUTLAP	97.2	17.989	123.8	26.884	86.7	23.567	123.3	1:44.090	84.15	5.448	11:34:14.751
13 -	31.989	95.4	18.090	124.2	26.748	84.7	23.451	123.8	1:40.278	87.35	1.636	11:35:55.029
14 -	31.100	99.4	17.852	123.8	26.580	84.2	23.514	122.9	1:39.046 (3)	88.44	0.404	11:37:34.075
15 -	31.279	100.6	17.784	124.7	26.606	84.2	23.459	124.0	1:39.128	88.36	0.486	11:39:13.203
16 -	31.467	99.4	17.829	124.0	26.584	86.7	23.370	124.9	1:39.250	88.26	0.608	11:40:52.453

P18 99 Stephen CAMPBELL Honda - Campbell Racing
 IDEAL LAP TIME : 1:38.629 BEST LAP TIME : 1:38.654 DIFFERENCE : 0.025

LAP	SECTOR 1	SECTOR 2	SECTOR 3	SECTOR 4	LAP TIME	MPH	DIFF	TIME OF DAY				
1 -	OUTLAP	84.8	20.293	115.9	29.567	75.2	25.407	114.7	1:51.892	78.28	13.238	11:13:02.646
2 -	33.420	93.7	19.429	116.5	27.657	80.5	24.834	116.1	1:45.340	83.15	6.686	11:14:47.986
3 -	32.546	94.9	18.940	116.5	27.496	79.4	24.598	116.9	1:43.580	84.57	4.926	11:16:31.566
4 -	31.900	94.9	18.547	118.7	26.757	78.2	24.394	117.3	1:41.598	86.22	2.944	11:18:13.164
5 -	31.457	96.6	18.883	119.4	27.180	83.5	23.973	116.3	1:41.493	86.30	2.839	11:19:54.657
6 -	31.132	96.5	18.388	118.3	26.626	84.9	24.040	116.3	1:40.186	87.43	1.532	11:21:34.843
7 -	31.461	96.5	18.665	116.9	26.982	82.7	IN PIT		5:14.883 P	27.81	3:36.229	11:26:49.726
8 -	OUTLAP	91.1	19.453	117.1	27.685	86.1	24.726	114.9	1:45.462	83.06	6.808	11:28:35.188
9 -	31.919	96.8	18.956	116.5	26.663	85.4	24.179	113.3	1:41.717	86.11	3.063	11:30:16.905
10 -	32.078	97.5	18.585	117.7	26.110	88.0	23.703	116.3	1:40.476	87.18	1.822	11:31:57.381
11 -	30.912	98.1	18.310	118.7	26.070	88.7	23.768	117.7	1:39.060 (2)	88.42	0.406	11:33:36.441
12 -	31.385	95.5	18.267	118.5	25.937	90.9	24.814	113.1	1:40.403	87.24	1.749	11:35:16.844
13 -	31.414	97.5	18.616	117.7	26.037	88.0	23.563	117.5	1:39.630 (3)	87.92	0.976	11:36:56.474
14 -	30.870	97.5	18.259	118.5	25.944	88.4	23.581	117.5	1:38.654 (1)	88.79		11:38:35.128

P19 2 S Thomas STRUDWICK Honda NSF - Case Moto Rapido Moto3
 IDEAL LAP TIME : 1:38.571 BEST LAP TIME : 1:38.695 DIFFERENCE : 0.124

LAP	SECTOR 1	SECTOR 2	SECTOR 3	SECTOR 4	LAP TIME	MPH	DIFF	TIME OF DAY				
1 -	OUTLAP	86.3	19.824	116.9	28.845	76.6	24.512	120.0	1:52.169	78.09	13.474	11:12:51.058
2 -	31.948	94.9	18.610	123.5	26.989	83.1	24.316	119.6	1:41.863	85.99	3.168	11:14:32.921
3 -	31.431	97.6	18.161	120.9	27.201	84.5	23.896	119.1	1:40.689	86.99	1.994	11:16:13.610
4 -	31.858	88.3	18.763	119.8	26.850	85.8	24.059	119.1	1:41.530	86.27	2.835	11:17:55.140
5 -	31.157	99.7	18.143	119.6	26.878	84.0	24.007	118.9	1:40.185	87.43	1.490	11:19:35.325
6 -	31.055	92.1	18.413	119.8	26.644	86.2	23.798	117.9	1:39.910	87.67	1.215	11:21:15.235
7 -	30.960	100.3	18.112	120.6	26.352	86.7	23.729	119.1	1:39.153 (3)	88.34	0.458	11:22:54.388
8 -	31.120	98.9	18.185	119.8	26.648	84.4	23.783	117.9	1:39.736	87.83	1.041	11:24:34.124
9 -	30.904	100.6	18.044	120.0	26.421	86.5	23.650	117.7	1:39.019 (2)	88.46	0.324	11:26:13.143
10 -	30.912	100.1	17.983	121.5	26.354	88.3	IN PIT		3:01.050 P	48.38	1:22.355	11:29:14.193
11 -	OUTLAP	98.6	18.404	120.2	26.346	86.3	23.684	118.3	1:42.885	85.14	4.190	11:30:57.078
12 -	30.784	99.7	18.080	120.9	26.197	87.8	23.634	118.3	1:38.695 (1)	88.75		11:32:35.773
13 -	30.949	99.5	18.025	121.3	26.656	85.4	23.607	118.9	1:39.237	88.27	0.542	11:34:15.010
14 -	31.618	94.9	19.369	104.6	28.633	76.1	IN PIT		4:26.266 P	32.89	2:47.571	11:38:41.276

P20 30 S Max COOK Honda NSF - Wilson Racing
 IDEAL LAP TIME : 1:38.557 BEST LAP TIME : 1:38.966 DIFFERENCE : 0.409

LAP	SECTOR 1	SECTOR 2	SECTOR 3	SECTOR 4	LAP TIME	MPH	DIFF	TIME OF DAY				
1 -	OUTLAP	91.9	19.311	120.9	28.725	79.1	24.489	121.1	1:46.722	82.08	7.756	11:12:11.157
2 -	32.306	95.0	18.635	121.3	27.716	78.3	24.637	122.9	1:43.294	84.80	4.328	11:13:54.451
3 -	31.989	96.2	18.452	121.1	27.277	85.0	24.204	120.6	1:41.922	85.94	2.956	11:15:36.373
4 -	31.249	99.7	18.375	121.1	26.736	85.5	23.963	120.2	1:40.323	87.31	1.357	11:17:16.696
5 -	31.010	99.4	18.232	120.0	26.614	86.7	23.676	119.4	1:39.532	88.01	0.566	11:18:56.228
6 -	32.729	98.8	18.187	120.9	26.293	88.3	23.707	119.6	1:40.916	86.80	1.950	11:20:37.144

Brands Hatch GP
 Circuit Length = 2.4332 miles
 Start: 11:10 Flag 11:40 End: 11:42

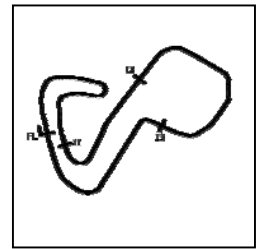
Weather / Track : Bright / Dry

MCRCB BULLETIN TK017

2017 MCE British Superbike Championship - Round 6

2017 HEL Performance British Motostar Championship

FREE PRACTICE 1 - SECTOR ANALYSIS



SECTOR 1 = FL to I1, SECTOR 2 = I1 to I2 SECTOR 3 = I2 to I3, SECTOR 4 = I3 to FL, DIFF = Difference To Personal Best Lap, P = Crossed Finish Line in Pit Lane, D = Time Disallowed

7 -	30.985	99.8	18.117	121.3	26.088	89.0	23.886	119.8	1:39.076	(3)	88.41	0.110	11:22:16.220
8 -	30.872	98.9	18.357	120.4	26.081	90.5	23.656	118.5	1:38.966	(1)	88.51		11:23:55.186
9 -	30.864	99.2	18.556	119.8	26.054	90.4	23.522	118.7	1:38.996	(2)	88.48	0.030	11:25:34.182
10 -	33.053	97.9	18.370	118.3	26.749	89.9	IN PIT		2:54.016	P	50.33	1:15.050	11:28:28.198
11 -	OUTLAP	96.9	18.413	120.4	26.707	87.6	23.620	119.1	1:44.126		84.12	5.160	11:30:12.324

P21 73 S		Luke HOPKINS				Honda NSF - HM							
IDEAL LAP TIME : 1:38.713		BEST LAP TIME : 1:39.338				DIFFERENCE : 0.625							
LAP	SECTOR 1	SECTOR 2	SECTOR 3	SECTOR 4	LAP TIME	MPH	DIFF	TIME OF DAY					
1 -	OUTLAP	82.7	20.363	115.1	28.916	76.1	25.174	114.1	1:50.553	79.23	11.215	11:12:35.363	
2 -	32.348	94.1	18.921	116.3	27.192	86.0	24.212	115.3	1:42.673	85.31	3.335	11:14:18.036	
3 -	31.502	96.5	18.482	115.9	27.080	86.0	24.172	114.3	1:41.236	86.52	1.898	11:15:59.272	
4 -	31.229	96.4	18.302	117.1	26.467	86.7	23.930	117.3	1:39.928	87.66	0.590	11:17:39.200	
5 -	31.090	98.9	18.204	119.1	26.496	82.4	24.064	117.5	1:39.854	87.72	0.516	11:19:19.054	
6 -	31.760	96.9	18.481	114.9	27.569	84.4	IN PIT		3:18.877	P	44.04	1:39.539	11:22:37.931
7 -	OUTLAP	96.6	18.667	116.1	27.310	89.2	24.288	112.9	1:43.470	84.66	4.132	11:24:21.401	
8 -	31.326	97.2	18.638	114.7	26.627	87.4	24.318	113.3	1:40.909	86.80	1.571	11:26:02.310	
9 -	31.317	96.6	18.580	114.5	26.515	87.2	24.079	115.3	1:40.491	87.17	1.153	11:27:42.801	
10 -	31.003	96.8	18.385	115.3	26.264	84.8	23.686	114.5	1:39.338	(1)	88.18		11:29:22.139
11 -	30.864	97.1	18.475	115.9	26.442	87.9	23.882	113.5	1:39.663	87.89	0.325	11:31:01.802	
12 -	31.308	97.5	18.397	116.3	26.532	86.9	23.959	115.1	1:40.196	87.42	0.858	11:32:41.998	
13 -	30.836	97.1	18.232	115.1	26.770	87.9	23.737	115.5	1:39.575	87.97	0.237	11:34:21.573	
14 -	31.040	97.1	18.697	115.9	26.606	81.3	24.148	115.5	1:40.491	87.17	1.153	11:36:02.064	
15 -	30.724	98.2	18.317	115.7	26.236	89.3	24.178	117.9	1:39.455	(3)	88.07	0.117	11:37:41.519
16 -	31.182	97.8	18.286	115.5	26.391	87.6	23.549	118.5	1:39.408	(2)	88.12	0.070	11:39:20.927
17 -	31.512	96.0	18.523	116.1	26.973	81.5	24.645	112.0	1:41.653	86.17	2.315	11:41:02.580	

P22 56 S		Charlie ATKINS				Honda NSF - Wilson Racing							
IDEAL LAP TIME : 1:39.330		BEST LAP TIME : 1:39.443				DIFFERENCE : 0.113							
LAP	SECTOR 1	SECTOR 2	SECTOR 3	SECTOR 4	LAP TIME	MPH	DIFF	TIME OF DAY					
1 -	OUTLAP	83.0	20.240	119.6	30.515	73.0	25.968	118.9	1:53.610	77.10	14.167	11:12:21.995	
2 -	34.502	91.6	19.196	121.3	29.232	73.1	25.352	121.1	1:48.282	80.89	8.839	11:14:10.277	
3 -	33.094	92.4	19.047	120.2	28.284	76.3	24.530	120.9	1:44.955	83.46	5.512	11:15:55.232	
4 -	32.314	96.5	18.797	122.0	27.474	82.3	24.072	120.9	1:42.657	85.33	3.214	11:17:37.889	
5 -	31.874	98.2	18.560	121.3	27.548	77.9	24.208	120.2	1:42.190	85.72	2.747	11:19:20.079	
6 -	32.223	96.0	18.529	120.0	27.340	78.2	24.017	121.3	1:42.109	85.78	2.666	11:21:02.188	
7 -	31.889	95.3	18.541	120.6	26.910	82.5	23.871	120.2	1:41.211	86.55	1.768	11:22:43.399	
8 -	31.824	98.1	18.379	117.5	27.167	80.4	IN PIT		2:01.147	P	72.30	21.704	11:24:44.546
9 -	OUTLAP	94.6	18.767	120.4	27.370	78.2	24.226	118.5	1:48.093	81.03	8.650	11:26:32.639	
10 -	31.577	99.1	18.271	120.2	26.773	83.4	24.245	118.3	1:40.866	(3)	86.84	1.423	11:28:13.505
11 -	37.289	64.6	22.381	99.1	32.476	51.9	27.508	120.2	1:59.654	73.20	20.211	11:30:13.159	
12 -	33.147	86.8	20.511	89.2	28.615	78.2	23.849	120.6	1:46.122	82.54	6.679	11:31:59.281	
13 -	31.191	99.5	18.253	122.2	26.547	81.3	23.767	120.9	1:39.758	(2)	87.81	0.315	11:33:39.039
14 -	34.904	93.7	19.304	121.1	26.848	78.3	IN PIT		2:33.262	P	57.15	53.819	11:36:12.301
15 -	OUTLAP	88.5	19.376	120.0	27.054	74.8	24.231	120.0	1:48.070	81.05	8.627	11:38:00.371	
16 -	31.028	98.3	18.197	120.2	26.660	79.1	23.558	122.2	1:39.443	(1)	88.08		11:39:39.814
17 -	40.852	88.8	19.350	112.2	29.316	69.6	25.642	114.9	1:55.160	76.06	15.717	11:41:34.974	

P23 55 S		Jack SCOTT				Honda NSF - J J Racing							
IDEAL LAP TIME : 1:39.182		BEST LAP TIME : 1:39.475				DIFFERENCE : 0.293							
LAP	SECTOR 1	SECTOR 2	SECTOR 3	SECTOR 4	LAP TIME	MPH	DIFF	TIME OF DAY					
1 -	OUTLAP	87.7	20.570	101.8	31.668	70.7	26.901	114.5	1:53.789	76.98	14.314	11:12:20.630	
2 -	33.299	91.3	19.059	107.2	29.703	83.6	25.290	116.7	1:47.351	81.60	7.876	11:14:07.981	
3 -	31.965	96.6	18.913	115.9	28.616	79.5	25.190	115.9	1:44.684	83.67	5.209	11:15:52.665	
4 -	32.773	95.4	18.490	117.5	27.819	81.9	IN PIT		2:34.475	P	56.70	55.000	11:18:27.140
5 -	OUTLAP	96.5	18.933	116.3	27.455	76.6	25.036	114.7	1:45.150	83.30	5.675	11:20:12.290	
6 -	31.738	96.4	18.420	118.3	27.310	84.0	24.259	116.7	1:41.727	86.11	2.252	11:21:54.017	
7 -	31.418	98.3	18.340	117.7	27.091	81.0	24.380	116.7	1:41.229	86.53	1.754	11:23:35.246	
8 -	31.143	97.1	18.477	116.5	26.934	84.3	24.043	115.9	1:40.597	87.07	1.122	11:25:15.843	
9 -	31.414	98.3	18.463	115.9	26.896	84.6	23.987	116.1	1:40.760	86.93	1.285	11:26:56.603	
10 -	31.235	99.1	18.474	116.5	26.768	86.2	23.994	117.3	1:40.471	87.18	0.996	11:28:37.074	
11 -	31.116	98.1	18.295	117.9	26.630	86.7	23.735	118.1	1:39.776	87.79	0.301	11:30:16.850	

Brands Hatch GP
 Circuit Length = 2.4332 miles
 Start: 11:10 Flag 11:40 End: 11:42

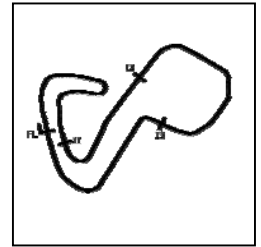
Weather / Track : Bright / Dry

MCRCB BULLETIN TK017

2017 MCE British Superbike Championship - Round 6

2017 HEL Performance British Motostar Championship

FREE PRACTICE 1 - SECTOR ANALYSIS



SECTOR 1 = FL to I1, SECTOR 2 = I1 to I2 SECTOR 3 = I2 to I3, SECTOR 4 = I3 to FL, DIFF = Difference To Personal Best Lap, P = Crossed Finish Line in Pit Lane, D = Time Disallowed

12 -	31.353	99.4	18.310	118.3	26.309	88.6	23.763	116.7	1:39.735	(3)	87.83	0.260	11:31:56.585
13 -	30.959	98.3	18.179	118.5	26.390	80.3	23.947	117.1	1:39.475	(1)	88.06		11:33:36.060
14 -	31.432	95.4	20.651	84.7	29.721	79.2	IN PIT		3:16.800	P	44.51	1:37.325	11:36:52.860
15 -	OUTLAP	94.5	18.594	116.9	27.002	83.8	24.093	117.7	1:46.180		82.49	6.705	11:38:39.040
16 -	31.236	97.2	18.259	118.3	26.373	85.4	23.850	116.9	1:39.718	(2)	87.84	0.243	11:40:18.758

P24 27		Josh HODGE				KTM - Team HPR												
IDEAL LAP TIME : 1:39.433		BEST LAP TIME : 1:39.586				DIFFERENCE : 0.153												
LAP	SECTOR 1	SECTOR 2	SECTOR 3	SECTOR 4	LAP TIME	MPH	DIFF	TIME OF DAY										
1 -	OUTLAP	88.5	19.635	119.8	29.784	71.2	25.298	122.2	1:49.989	79.64	10.403	11:12:09.618						
2 -	32.670	92.3	18.678	123.1	28.298	78.2	24.751	122.2	1:44.397	83.90	4.811	11:13:54.015						
3 -	32.190	97.1	18.290	121.7	27.736	77.4	24.559	123.1	1:42.775	85.23	3.189	11:15:36.790						
4 -	31.700	98.9	18.195	125.2	27.302	81.6	24.119	123.1	1:41.316	86.46	1.730	11:17:18.106						
5 -	32.081	100.4	18.007	123.8	27.440	76.1	24.203	122.6	1:41.731	86.10	2.145	11:18:59.837						
6 -	31.520	100.7	18.396	123.3	27.186	81.3	24.274	121.7	1:41.376	86.40	1.790	11:20:41.213						
7 -	31.284	100.7	18.004	124.2	27.456	82.1	IN PIT		5:27.100	P	26.78	3:47.514	11:26:08.313					
8 -	OUTLAP	96.0	18.584	122.2	27.623	86.5	24.217	121.3	1:52.246	78.04	12.660	11:28:00.559						
9 -	31.830	98.3	18.075	123.5	27.289	83.0	24.017	122.4	1:41.211	86.55	1.625	11:29:41.770						
10 -	31.128	100.6	17.980	123.1	26.958	84.9	24.093	120.6	1:40.159	(3)	87.45	0.573	11:31:21.929					
11 -	31.208	100.1	17.807	124.2	26.811	83.3	23.760	122.0	1:39.586	(1)	87.96		11:33:01.515					
12 -	32.854	98.2	19.463	113.5	28.620	76.6	24.406	121.7	1:45.343	83.15	5.757	11:34:46.858						
13 -	31.566	100.0	18.464	118.5	27.964	78.3	IN PIT		2:33.559	P	57.04	53.973	11:37:20.417					
14 -	OUTLAP	97.5	18.095	124.0	27.368	83.5	23.848	121.7	1:44.716	83.65	5.130	11:39:05.133						
15 -	31.253	100.3	17.798	125.2	26.867	87.3	23.696	122.6	1:39.614	(2)	87.93	0.028	11:40:44.747					

P25 72 S		Cameron HORSMAN				Honda NSF - Nova / FAB Racing												
IDEAL LAP TIME : 1:39.987		BEST LAP TIME : 1:40.112				DIFFERENCE : 0.125												
LAP	SECTOR 1	SECTOR 2	SECTOR 3	SECTOR 4	LAP TIME	MPH	DIFF	TIME OF DAY										
1 -	OUTLAP	84.8	19.523	118.5	30.218	67.1	26.651	114.9	1:51.247	78.74	11.135	11:12:20.828						
2 -	33.711	90.4	18.926	116.3	29.440	75.5	25.172	117.7	1:47.249	81.67	7.137	11:14:08.077						
3 -	32.586	96.1	18.755	117.7	28.265	77.8	25.066	117.7	1:44.672	83.68	4.560	11:15:52.749						
4 -	32.259	95.4	18.681	116.9	27.589	85.2	24.346	116.5	1:42.875	85.15	2.763	11:17:35.624						
5 -	32.532	94.7	18.748	116.9	27.435	78.2	24.617	115.3	1:43.332	84.77	3.220	11:19:18.956						
6 -	32.552	93.5	18.708	116.3	27.146	81.6	24.191	114.7	1:42.597	85.38	2.485	11:21:01.553						
7 -	31.657	95.7	18.632	116.5	26.876	84.7	24.011	115.3	1:41.176	86.58	1.064	11:22:42.729						
8 -	31.825	97.2	18.530	116.5	27.108	85.2	23.973	115.1	1:41.436	86.35	1.324	11:24:24.165						
9 -	32.750	89.5	18.696	117.1	26.915	84.7	24.206	115.7	1:42.567	85.40	2.455	11:26:06.732						
10 -	33.012	93.3	18.689	116.5	26.920	86.2	24.167	116.1	1:42.788	85.22	2.676	11:27:49.520						
11 -	31.594	97.5	18.434	117.9	27.133	84.4	24.128	116.1	1:41.289	86.48	1.177	11:29:30.809						
12 -	31.407	96.6	18.633	116.1	26.983	85.2	24.049	114.9	1:41.072	86.66	0.960	11:31:11.881						
13 -	31.425	97.8	18.457	116.3	26.831	85.5	24.032	115.5	1:40.745	86.95	0.633	11:32:52.626						
14 -	31.404	94.7	18.678	116.1	26.931	84.4	23.971	115.9	1:40.984	86.74	0.872	11:34:33.610						
15 -	31.452	97.1	18.371	117.1	26.749	86.8	23.940	115.9	1:40.512	(3)	87.15	0.400	11:36:14.122					
16 -	31.452	96.6	18.415	116.5	26.555	87.9	23.807	116.7	1:40.229	(2)	87.39	0.117	11:37:54.351					
17 -	31.617	96.4	18.511	116.5	26.867	88.4	24.051	116.9	1:41.046	86.69	0.934	11:39:35.397						
18 -	31.254	96.8	18.391	117.5	26.620	89.7	23.847	117.7	1:40.112	(1)	87.50		11:41:15.509					

P26 16 S		Connall COURTNEY				Honda NSF - Mototech CCR												
IDEAL LAP TIME : 1:40.122		BEST LAP TIME : 1:40.383				DIFFERENCE : 0.261												
LAP	SECTOR 1	SECTOR 2	SECTOR 3	SECTOR 4	LAP TIME	MPH	DIFF	TIME OF DAY										
1 -	OUTLAP	85.4	19.882	119.8	30.957	73.3	26.813	116.3	1:52.804	77.65	12.421	11:12:20.770						
2 -	33.997	92.3	19.032	119.1	29.471	79.7	24.963	119.8	1:47.463	81.51	7.080	11:14:08.233						
3 -	32.922	94.3	18.750	120.9	28.167	78.3	25.001	119.4	1:44.840	83.55	4.457	11:15:53.073						
4 -	32.903	93.7	18.840	119.8	27.609	81.3	24.296	119.6	1:43.648	84.51	3.265	11:17:36.721						
5 -	31.888	94.3	18.508	119.1	27.577	80.9	24.565	119.8	1:42.538	85.43	2.155	11:19:19.259						
6 -	32.851	94.1	18.697	120.4	27.111	82.1	24.106	116.1	1:42.765	85.24	2.382	11:21:02.024						
7 -	31.905	93.5	18.471	119.6	26.863	84.0	23.852	118.1	1:41.091	(3)	86.65	0.708	11:22:43.115					
8 -	31.896	94.9	18.424	120.0	27.030	85.4	23.818	117.7	1:41.168	86.58	0.785	11:24:24.283						
9 -	32.865	89.9	18.708	118.7	27.639	82.3	IN PIT		5:29.818	P	26.55	3:49.435	11:29:54.101					
10 -	OUTLAP	94.1	18.808	117.3	27.090	84.3	23.967	117.3	1:44.455	83.86	4.072	11:31:38.556						
11 -	31.322	95.5	18.275	119.1	26.745	83.5	24.041	116.9	1:40.383	(1)	87.26		11:33:18.939					
12 -	31.757	94.3	18.535	118.3	26.739	87.7	23.786	117.7	1:40.817	(2)	86.88	0.434	11:34:59.756					

Weather / Track : Bright / Dry

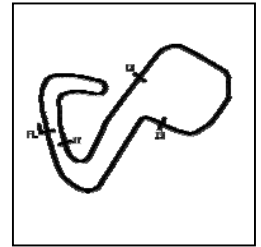
Brands Hatch GP
Circuit Length = 2.4332 miles
Start: 11:10 Flag 11:40 End: 11:42

MCRCB BULLETIN TK017

2017 MCE British Superbike Championship - Round 6

2017 HEL Performance British Motostar Championship

FREE PRACTICE 1 - SECTOR ANALYSIS



SECTOR 1 = FL to I1, SECTOR 2 = I1 to I2 SECTOR 3 = I2 to I3, SECTOR 4 = I3 to FL, DIFF = Difference To Personal Best Lap, P = Crossed Finish Line in Pit Lane, D = Time Disallowed

P27 24 S		Shane FABER				Honda NSF - SymCirrus Motorsport / Shane Faber Racing						
IDEAL LAP TIME : 1:40.319		BEST LAP TIME : 1:40.421				DIFFERENCE : 0.102						
LAP	SECTOR 1	SECTOR 2		SECTOR 3		SECTOR 4		LAP TIME	MPH	DIFF	TIME OF DAY	
1 -	OUTLAP	92.6	20.744	115.9	29.523	72.5	24.779	119.6	1:49.476	80.01	9.055	11:12:08.538
2 -	32.366	91.6	19.044	117.5	28.683	77.0	24.563	118.5	1:44.656	83.70	4.235	11:13:53.194
3 -	32.214	94.6	18.620	119.4	27.212	82.9	24.239	119.1	1:42.285	85.64	1.864	11:15:35.479
4 -	31.885	95.8	18.670	118.1	27.348	81.9	24.066	120.2	1:41.969	85.90	1.548	11:17:17.448
5 -	31.909	97.6	18.491	117.7	27.438	79.4	24.592	115.9	1:42.430	85.52	2.009	11:18:59.878
6 -	32.129	97.1	18.539	118.9	26.759	81.8	24.076	120.6	1:41.503	86.30	1.082	11:20:41.381
7 -	32.002	95.0	18.548	118.3	27.015	79.0	IN PIT		3:45.477 P	38.85	2:05.056	11:24:26.858
8 -	OUTLAP	95.8	18.889	116.9	27.159	79.4	24.412	117.9	1:44.105	84.14	3.684	11:26:10.963
9 -	32.081	97.3	18.641	117.7	26.944	82.9	24.004	118.3	1:41.670	86.15	1.249	11:27:52.633
10 -	31.521	98.1	18.484	118.9	26.761	82.2	24.002	118.3	1:40.768 (3)	86.93	0.347	11:29:33.401
11 -	31.743	97.5	18.510	117.1	26.762	82.7	23.912	118.9	1:40.927	86.79	0.506	11:31:14.328
12 -	31.387	96.4	18.844	116.9	26.710	82.9	24.082	118.3	1:41.023	86.71	0.602	11:32:55.351
13 -	31.602	97.3	18.428	116.7	26.815	83.1	23.878	119.8	1:40.723 (2)	86.96	0.302	11:34:36.074
14 -	31.589	97.5	18.604	118.5	26.884	82.6	23.991	118.7	1:41.068	86.67	0.647	11:36:17.142
15 -	31.326	97.1	18.405	118.7	26.728	83.1	23.962	119.1	1:40.421 (1)	87.23		11:37:57.563
16 -	31.434	97.5	18.408	119.1	26.868	78.5	25.195	113.9	1:41.905	85.96	1.484	11:39:39.468

P28 95 S		Ross TURNER				Honda NSF - RedRat Racing						
IDEAL LAP TIME : 1:40.807		BEST LAP TIME : 1:40.992				DIFFERENCE : 0.185						
LAP	SECTOR 1	SECTOR 2		SECTOR 3		SECTOR 4		LAP TIME	MPH	DIFF	TIME OF DAY	
1 -	OUTLAP	91.6	19.736	119.6	30.079	73.8	25.956	117.9	1:53.008	77.51	12.016	11:12:55.528
2 -	34.144	97.8	19.046	119.4	28.856	80.6	25.018	117.9	1:47.064	81.81	6.072	11:14:42.592
3 -	33.130	93.3	19.101	119.6	28.433	77.3	24.775	118.1	1:45.439	83.07	4.447	11:16:28.031
4 -	32.711	94.1	18.717	120.6	27.881	80.0	24.837	119.6	1:44.146	84.11	3.154	11:18:12.177
5 -	32.186	94.6	18.984	119.6	27.711	80.2	24.330	118.7	1:43.211	84.87	2.219	11:19:55.388
6 -	31.918	98.1	18.632	120.2	27.209	77.4	24.239	118.7	1:41.998	85.88	1.006	11:21:37.386
7 -	32.127	93.7	18.896	120.2	27.042	80.8	24.282	117.9	1:42.347	85.58	1.355	11:23:19.733
8 -	32.436	94.6	18.920	118.1	27.584	79.3	24.757	118.5	1:43.697	84.47	2.705	11:25:03.430
9 -	31.858	94.7	19.375	117.1	27.317	78.4	IN PIT		2:56.899 P	49.51	1:15.907	11:28:00.329
10 -	OUTLAP	97.5	19.074	118.5	27.185	83.3	24.239	117.7	1:46.705	82.09	5.713	11:29:47.034
11 -	31.462	97.3	18.712	117.9	27.195	81.6	24.072	117.7	1:41.441 (3)	86.35	0.449	11:31:28.475
12 -	31.591	99.2	18.699	118.5	27.019	82.2	24.293	117.7	1:41.602	86.21	0.610	11:33:10.077
13 -	31.587	96.6	18.678	119.4	27.063	75.5	24.904	118.7	1:42.232	85.68	1.240	11:34:52.309
14 -	31.755	98.9	18.576	118.5	26.876	84.8	24.015	118.7	1:41.222 (2)	86.54	0.230	11:36:33.531
15 -	31.561	99.2	18.626	118.1	27.138	82.5	24.471	118.3	1:41.796	86.05	0.804	11:38:15.327
16 -	31.609	95.0	18.460	120.4	26.870	81.4	24.053	119.1	1:40.992 (1)	86.73		11:39:56.319
17 -	32.878	93.0	18.793	118.9	26.973	80.8	24.501	117.9	1:43.145	84.92	2.153	11:41:39.464

P29 89 S		T. Fox MORETON				Honda NSF - Banks Racing / Moto Engineering					
IDEAL LAP TIME :		BEST LAP TIME : 1:41.047				DIFFERENCE :					
LAP	SECTOR 1	SECTOR 2		SECTOR 3		SECTOR 4		LAP TIME	MPH	DIFF	TIME OF DAY
1 -								1:48.715	80.57	7.668	11:14:09.796
2 -								1:45.149	83.30	4.102	11:15:54.945
3 -								1:43.671	84.49	2.624	11:17:38.616
4 -								1:41.831	86.02	0.784	11:19:20.447
5 -								1:42.083	85.81	1.036	11:21:02.530
6 -								1:41.330 (3)	86.44	0.283	11:22:43.860
7 -								1:41.047 (1)	86.69		11:24:24.907
8 -								1:41.970	85.90	0.923	11:26:06.877
9 -								1:41.181 (2)	86.57	0.134	11:27:48.058
10 -								1:43.627	84.53	2.580	11:29:31.685
11 -								1:41.651	86.17	0.604	11:31:13.336
12 -								1:42.275	85.64	1.228	11:32:55.611
13 -								4:34.063	31.96	2:53.016	11:37:29.674
14 -								1:42.872	85.15	1.825	11:39:12.546
15 -								1:45.387	83.12	4.340	11:40:57.933

Weather / Track : Bright / Dry

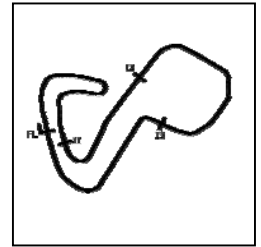
Brands Hatch GP
Circuit Length = 2.4332 miles
Start: 11:10 Flag 11:40 End: 11:42

MCRCB BULLETIN TK017

2017 MCE British Superbike Championship - Round 6

2017 HEL Performance British Motostar Championship

FREE PRACTICE 1 - SECTOR ANALYSIS



SECTOR 1 = FL to I1, SECTOR 2 = I1 to I2 SECTOR 3 = I2 to I3, SECTOR 4 = I3 to FL, DIFF = Difference To Personal Best Lap, P = Crossed Finish Line in Pit Lane, D = Time Disallowed

P30 45 S		Scott SWANN				Honda NSF - Swann Racing						
IDEAL LAP TIME : 1:42.208		BEST LAP TIME : 1:42.716				DIFFERENCE : 0.508						
LAP	SECTOR 1	SECTOR 2		SECTOR 3		SECTOR 4		LAP TIME	MPH	DIFF	TIME OF DAY	
1 -	OUTLAP	78.9	21.545	110.7	30.940	66.1	26.515	112.9	1:55.526	75.82	12.810	11:13:21.292
2 -	34.722	85.2	19.476	115.9	29.253	71.7	25.897	113.5	1:49.348	80.10	6.632	11:15:10.640
3 -	33.658	87.6	19.122	115.9	28.574	72.4	24.917	114.7	1:46.271	82.42	3.555	11:16:56.911
4 -	32.640	91.1	19.416	114.3	28.156	73.9	25.339	113.5	1:45.551	82.99	2.835	11:18:42.462
5 -	32.617	93.7	19.333	116.1	27.558	77.7	24.920	112.5	1:44.428	83.88	1.712	11:20:26.890
6 -	32.670	91.8	19.446	116.5	29.476	70.8	25.139	113.1	1:46.731	82.07	4.015	11:22:13.621
7 -	32.899	93.0	19.061	116.7	27.608	75.6	24.811	112.5	1:44.379	83.92	1.663	11:23:58.000
8 -	32.438	96.2	18.888	115.9	27.224	78.2	24.677	114.5	1:43.227	84.85	0.511	11:25:41.227
9 -	31.931	94.3	19.044	114.7	27.669	77.8	24.469	114.3	1:43.113	84.95	0.397	11:27:24.340
10 -	32.291	94.1	18.969	114.5	27.753	76.8	IN PIT		4:23.228 P	33.27	2:40.512	11:31:47.568
11 -	OUTLAP	83.8	19.710	114.1	28.824	75.7	24.846	114.3	1:49.025	80.34	6.309	11:33:36.593
12 -	32.362	92.4	18.670	117.7	27.294	78.9	24.525	115.1	1:42.851 (2)	85.17	0.135	11:35:19.444
13 -	32.144	93.0	19.076	114.3	27.458	81.4	24.626	115.1	1:43.304	84.79	0.588	11:37:02.748
14 -	32.148	93.2	18.961	116.3	27.212	79.1	24.395	115.7	1:42.716 (1)	85.28		11:38:45.464
15 -	31.981	92.3	18.935	116.1	27.525	78.0	24.557	114.9	1:42.998 (3)	85.04	0.282	11:40:28.462

P31 48 S		Ewan POTTER				Honda NSF -						
IDEAL LAP TIME : 1:42.820		BEST LAP TIME : 1:43.183				DIFFERENCE : 0.363						
LAP	SECTOR 1	SECTOR 2		SECTOR 3		SECTOR 4		LAP TIME	MPH	DIFF	TIME OF DAY	
1 -	OUTLAP	81.1	20.630	113.1	30.988	66.6	26.456	113.3	1:55.982	75.52	12.799	11:13:39.230
2 -	34.358	88.3	19.626	115.5	29.933	73.0	25.955	115.7	1:49.872	79.72	6.689	11:15:29.102
3 -	33.831	93.9	19.415	118.1	29.133	76.0	25.444	115.9	1:47.823	81.24	4.640	11:17:16.925
4 -	33.331	92.1	19.212	117.7	28.782	71.7	25.786	114.1	1:47.111	81.78	3.928	11:19:04.036
5 -	33.135	94.3	19.358	116.7	28.664	73.5	25.212	112.7	1:46.369	82.35	3.186	11:20:50.405
6 -	33.404	93.8	19.332	115.5	28.384	80.2	25.050	113.9	1:46.170	82.50	2.987	11:22:36.575
7 -	32.810	96.2	19.703	114.3	28.641	80.1	IN PIT		6:56.091 P	21.05	5:12.908	11:29:32.666
8 -	OUTLAP	91.9	19.409	113.9	28.449	79.7	24.946	113.3	1:49.439	80.04	6.256	11:31:22.105
9 -	32.942	96.4	19.189	116.5	28.100	78.8	24.864	113.9	1:45.095	83.35	1.912	11:33:07.200
10 -	32.962	95.3	18.982	116.7	28.069	77.5	25.124	114.3	1:45.137	83.31	1.954	11:34:52.337
11 -	32.608	97.5	18.729	116.7	27.648	80.8	24.560	115.9	1:43.545 (2)	84.59	0.362	11:36:35.882
12 -	32.401	96.8	18.744	116.9	27.130	83.1	24.908	115.9	1:43.183 (1)	84.89		11:38:19.065
13 -	32.418	96.5	18.855	116.3	27.970	79.8	24.743	115.5	1:43.986 (3)	84.24	0.803	11:40:03.051
14 -	33.462	94.2	19.070	115.7	28.212	80.2	25.339	111.4	1:46.083	82.57	2.900	11:41:49.134

P32 13 S		Jacob CLARK				Honda NSF - Wilson Racing						
IDEAL LAP TIME : 1:44.102		BEST LAP TIME : 1:44.245				DIFFERENCE : 0.143						
LAP	SECTOR 1	SECTOR 2		SECTOR 3		SECTOR 4		LAP TIME	MPH	DIFF	TIME OF DAY	
1 -	OUTLAP	76.6	20.715	98.2	34.295	61.7	27.583	113.1	2:01.584	72.04	17.339	11:12:38.936
2 -	35.666	87.7	19.832	102.6	31.521	66.7	27.437	111.6	1:54.456	76.53	10.211	11:14:33.392
3 -	34.450	89.8	19.820	101.5	30.565	68.9	25.955	114.1	1:50.790	79.06	6.545	11:16:24.182
4 -	34.081	88.8	19.630	109.4	29.825	69.1	25.677	114.9	1:49.213	80.20	4.968	11:18:13.395
5 -	33.460	91.8	19.331	105.1	29.774	74.2	25.535	114.7	1:48.100	81.03	3.855	11:20:01.495
6 -	33.165	91.8	19.104	111.8	29.906	76.2	25.373	114.1	1:47.548	81.45	3.303	11:21:49.043
7 -	33.156	90.4	19.181	109.1	29.122	76.8	25.560	114.7	1:47.019	81.85	2.774	11:23:36.062
8 -	33.050	92.1	21.609	107.3	30.532	74.8	25.291	114.1	1:50.482	79.28	6.237	11:25:26.544
9 -	32.641	89.0	19.257	111.6	29.181	76.4	25.239	114.3	1:46.318	82.39	2.073	11:27:12.862
10 -	32.951	89.5	19.171	105.0	29.059	77.9	24.845	114.5	1:46.026	82.61	1.781	11:28:58.888
11 -	33.615	90.3	19.208	108.7	28.911	76.6	25.365	113.5	1:47.099	81.79	2.854	11:30:45.987
12 -	32.985	92.0	18.970	109.6	28.889	78.2	25.054	113.3	1:45.898	82.71	1.653	11:32:31.885
13 -	32.971	91.6	18.836	112.5	28.774	81.3	24.902	114.5	1:45.483	83.04	1.238	11:34:17.368
14 -	32.882	90.6	19.001	112.2	28.405	79.5	24.687	117.3	1:44.975 (2)	83.44	0.730	11:36:02.343
15 -	32.261	94.5	18.830	115.3	28.459	79.1	24.695	115.1	1:44.245 (1)	84.03		11:37:46.588
16 -	32.896	93.3	19.092	109.4	28.737	78.9	24.845	114.1	1:45.570	82.97	1.325	11:39:32.158
17 -	32.828	91.1	18.863	109.8	28.932	79.7	24.606	115.5	1:45.229 (3)	83.24	0.984	11:41:17.387

Weather / Track : Bright / Dry

Brands Hatch GP
Circuit Length = 2.4332 miles
Start: 11:10 Flag 11:40 End: 11:42

MCRCB BULLETIN TK018**2017 MCE British Superbike Championship - Round 6****2017 HEL Performance British Motostar Championship****FREE PRACTICE 1 - BEST SPEEDS**

POS	INTERMEDIATE 1			INTERMEDIATE 2			INTERMEDIATE 3			FINISH LINE		
	NO	NAME	MPH	NO	NAME	MPH	NO	NAME	MPH	NO	NAME	MPH
1	79	STACEY	105.5	69	BOOTH-AMOS	131.0	15	McMANUS	94.2	79	STACEY	129.5
2	69	BOOTH-AMOS	105.3	15	McMANUS	131.0	12	RENDELL	93.4	47	ARCHER	129.0
3	15	McMANUS	104.6	47	ARCHER	130.0	19	RODRIGUEZ	92.3	15	McMANUS	127.5
4	47	ARCHER	104.5	79	STACEY	129.8	44	BEST	90.9	69	BOOTH-AMOS	127.0
5	3	KERR	104.2	54	BURMAN	129.0	99	CAMPBELL	90.9	3	KERR	126.3
6	23	LLEWELLYN	103.8	23	LLEWELLYN	128.3	69	BOOTH-AMOS	90.6	54	BURMAN	126.1
7	35	LODGE	103.5	3	KERR	128.0	30	COOK	90.5	64	DURHAM	125.9
8	52	BOERBOOM	103.5	64	DURHAM	127.8	25	BROUWERS	89.9	35	LODGE	125.9
9	64	DURHAM	102.7	35	LODGE	127.0	52	BOERBOOM	89.8	23	LLEWELLYN	125.6
10	44	BEST	102.7	34	DELVES	127.0	20	MARKLUND	89.8	20	MARKLUND	125.4
11	54	BURMAN	102.7	52	BOERBOOM	127.0	72	HORSMAN	89.7	52	BOERBOOM	125.2
12	17	CARNE	102.6	44	BEST	126.6	54	BURMAN	89.3	12	RENDELL	124.9
13	12	RENDELL	102.4	20	MARKLUND	126.3	73	HOPKINS	89.3	34	DELVES	124.9
14	34	DELVES	102.4	17	CARNE	125.4	3	KERR	89.2	17	CARNE	124.0
15	20	MARKLUND	102.2	27	HODGE	125.2	47	ARCHER	88.6	27	HODGE	123.1
16	25	BROUWERS	101.2	12	RENDELL	124.2	55	SCOTT	88.6	30	COOK	122.9
17	27	HODGE	100.7	19	RODRIGUEZ	123.8	64	DURHAM	88.4	44	BEST	122.2
18	19	RODRIGUEZ	100.6	2	STRUDWICK	123.5	35	LODGE	88.4	56	ATKINS	122.2
19	2	STRUDWICK	100.6	25	BROUWERS	122.9	79	STACEY	88.4	25	BROUWERS	122.0
20	30	COOK	99.8	56	ATKINS	122.2	34	DELVES	88.3	19	RODRIGUEZ	122.0
21	56	ATKINS	99.5	30	COOK	121.3	2	STRUDWICK	88.3	24	FABER	120.6
22	55	SCOTT	99.4	16	COURTNEY	120.9	16	COURTNEY	87.7	2	STRUDWICK	120.0
23	95	TURNER	99.2	95	TURNER	120.6	27	HODGE	87.3	16	COURTNEY	119.8
24	73	HOPKINS	98.9	99	CAMPBELL	119.4	23	LLEWELLYN	86.7	95	TURNER	119.6
25	99	CAMPBELL	98.1	24	FABER	119.4	95	TURNER	84.8	73	HOPKINS	118.5
26	24	FABER	98.1	73	HOPKINS	119.1	17	CARNE	84.7	55	SCOTT	118.1
27	72	HORSMAN	97.8	55	SCOTT	118.5	56	ATKINS	83.4	99	CAMPBELL	117.7
28	48	POTTER	97.5	72	HORSMAN	118.5	24	FABER	83.1	72	HORSMAN	117.7
29	45	SWANN	96.2	48	POTTER	118.1	48	POTTER	83.1	13	CLARK	117.3
30	16	COURTNEY	95.5	45	SWANN	117.7	45	SWANN	81.4	48	POTTER	115.9
31	13	CLARK	94.5	13	CLARK	115.3	13	CLARK	81.3	45	SWANN	115.7
32												

Weather / Track : Bright / Dry

Brands Hatch GP

Circuit Length = 2.4332 miles

Start: 11:10 Flag 11:40 End: 11:42

Results can be found at www.tsl-timing.com

Printed - 11:44 Friday, 21 July 2017

MCRCB BULLETIN TK019

2017 MCE British Superbike Championship - Round 6

2017 HEL Performance British Motostar Championship

FREE PRACTICE 1 - BEST SECTORS

SECTOR 1				SECTOR 2				SECTOR 3				SECTOR 4				IDEAL / BEST COMPARISON		
POS	NO	NAME	TIME	NO	NAME	TIME	NO	NAME	TIME	NO	NAME	TIME	POS	NO	NAME	IDEAL	BEST	DIFF
															PERFECT LAP	1:34.373		
1	69	BOOTH-A	29.626	69	BOOTH-A	17.192	12	RENDELL	24.899	47	ARCHER	22.656	1	47	ARCHER	1:34.972	1:35.412	0.440
2	12	RENDELL	29.800	47	ARCHER	17.195	47	ARCHER	25.288	12	RENDELL	22.752	2	69	BOOTH-AMOS	1:35.034	1:35.380	0.346
3	47	ARCHER	29.833	79	STACEY	17.440	25	BROUWER	25.295	69	BOOTH-A	22.841	3	12	RENDELL	1:35.039	1:35.039	0.000
4	15	McMANUS	30.065	64	DURHAM	17.444	69	BOOTH-A	25.375	35	LODGE	22.957	4	15	McMANUS	1:36.149	1:36.372	0.223
5	64	DURHAM	30.288	35	LODGE	17.471	34	DELVES	25.513	52	BOERBOO	22.957	5	64	DURHAM	1:36.574	1:36.574	0.000
6	34	DELVES	30.400	3	KERR	17.489	15	McMANUS	25.586	79	STACEY	22.975	6	79	STACEY	1:36.773	1:37.139	0.366
7	79	STACEY	30.416	15	McMANUS	17.510	23	LLEWELL	25.831	64	DURHAM	22.983	7	34	DELVES	1:36.825	1:37.364	0.539
8	25	BROUWER	30.463	54	BURMAN	17.547	35	LODGE	25.842	15	McMANUS	22.988	8	25	BROUWERS	1:36.828	1:37.117	0.289
9	44	BEST	30.468	52	BOERBOO	17.581	64	DURHAM	25.859	3	KERR	23.197	9	35	LODGE	1:36.863	1:37.054	0.191
10	3	KERR	30.515	12	RENDELL	17.588	3	KERR	25.901	34	DELVES	23.219	10	3	KERR	1:37.102	1:37.404	0.302
11	17	CARNE	30.569	23	LLEWELL	17.669	44	BEST	25.912	25	BROUWER	23.237	11	52	BOERBOOM	1:37.214	1:37.402	0.188
12	35	LODGE	30.593	34	DELVES	17.693	52	BOERBOO	25.913	23	LLEWELL	23.282	12	44	BEST	1:37.385	1:37.543	0.158
13	19	RODRIGU	30.646	44	BEST	17.696	99	CAMPBEL	25.937	44	BEST	23.309	13	23	LLEWELLYN	1:37.486	1:37.598	0.112
14	23	LLEWELL	30.704	20	MARKLUN	17.740	79	STACEY	25.942	54	BURMAN	23.336	14	54	BURMAN	1:37.802	1:37.968	0.166
15	73	HOPKINS	30.724	27	HODGE	17.798	19	RODRIGU	25.964	20	MARKLUN	23.356	15	19	RODRIGUEZ	1:37.880	1:38.455	0.575
16	52	BOERBOO	30.763	25	BROUWER	17.833	30	COOK	26.054	19	RODRIGU	23.408	16	17	CARNE	1:38.206	1:38.595	0.389
17	54	BURMAN	30.784	19	RODRIGU	17.862	54	BURMAN	26.135	17	CARNE	23.508	17	30	COOK	1:38.557	1:38.966	0.409
18	2	STRUDWI	30.784	17	CARNE	17.907	2	STRUDWI	26.197	30	COOK	23.522	18	2	STRUDWICK	1:38.571	1:38.695	0.124
19	30	COOK	30.864	2	STRUDWI	17.983	17	CARNE	26.222	73	HOPKINS	23.549	19	20	MARKLUND	1:38.572	1:38.642	0.070
20	99	CAMPBEL	30.870	30	COOK	18.117	73	HOPKINS	26.236	56	ATKINS	23.558	20	99	CAMPBELL	1:38.629	1:38.654	0.025
21	20	MARKLUN	30.945	55	SCOTT	18.179	55	SCOTT	26.309	99	CAMPBEL	23.563	21	73	HOPKINS	1:38.713	1:39.338	0.625
22	55	SCOTT	30.959	56	ATKINS	18.197	20	MARKLUN	26.531	2	STRUDWI	23.607	22	55	SCOTT	1:39.182	1:39.475	0.293
23	56	ATKINS	31.028	73	HOPKINS	18.204	56	ATKINS	26.547	27	HODGE	23.696	23	56	ATKINS	1:39.330	1:39.443	0.113
24	27	HODGE	31.128	99	CAMPBEL	18.259	72	HORSMAN	26.555	55	SCOTT	23.735	24	27	HODGE	1:39.433	1:39.586	0.153
25	72	HORSMAN	31.254	16	COURTNE	18.275	24	FABER	26.710	16	COURTNE	23.786	25	72	HORSMAN	1:39.987	1:40.112	0.125
26	16	COURTNE	31.322	72	HORSMAN	18.371	16	COURTNE	26.739	72	HORSMAN	23.807	26	16	COURTNEY	1:40.122	1:40.383	0.261
27	24	FABER	31.326	24	FABER	18.405	27	HODGE	26.811	24	FABER	23.878	27	24	FABER	1:40.319	1:40.421	0.102
28	95	TURNER	31.462	95	TURNER	18.460	95	TURNER	26.870	95	TURNER	24.015	28	95	TURNER	1:40.807	1:40.992	0.185
29	45	SWANN	31.931	45	SWANN	18.670	48	POTTER	27.130	45	SWANN	24.395	29	45	SWANN	1:42.208	1:42.716	0.508
30	13	CLARK	32.261	48	POTTER	18.729	45	SWANN	27.212	48	POTTER	24.560	30	48	POTTER	1:42.820	1:43.183	0.363
31	48	POTTER	32.401	13	CLARK	18.830	13	CLARK	28.405	13	CLARK	24.606	31	13	CLARK	1:44.102	1:44.245	0.143
32													32	89	MORETON		1:41.047	

Weather / Track : Bright / Dry

Results can be found at www.tsl-timing.com

Brands Hatch GP

Circuit Length = 2.4332 miles

Start: 11:10 Flag 11:40 End: 11:42

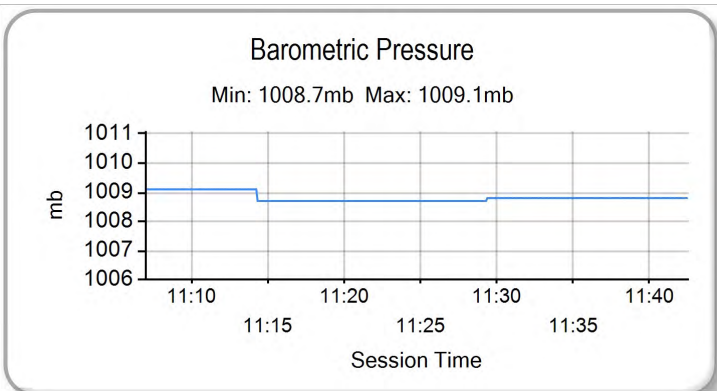
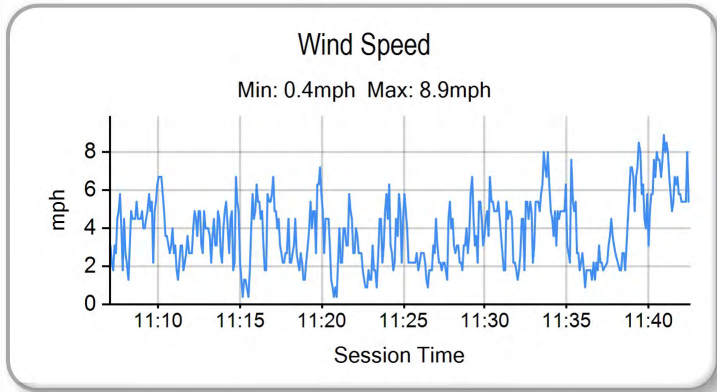
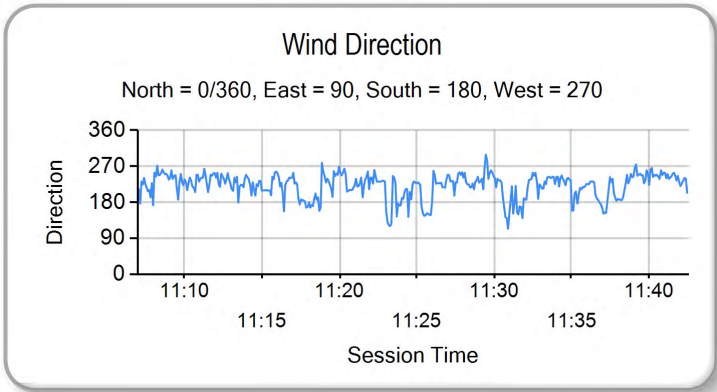
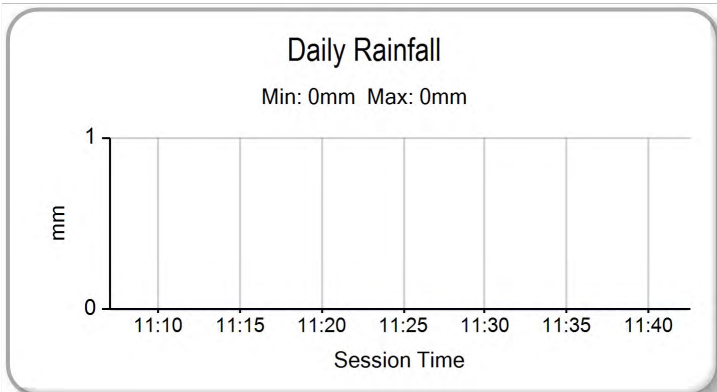
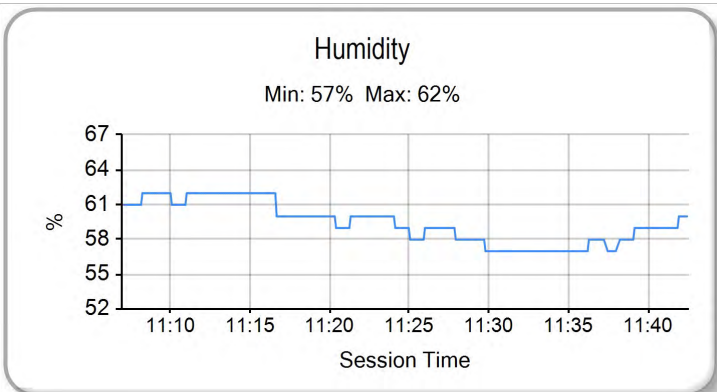
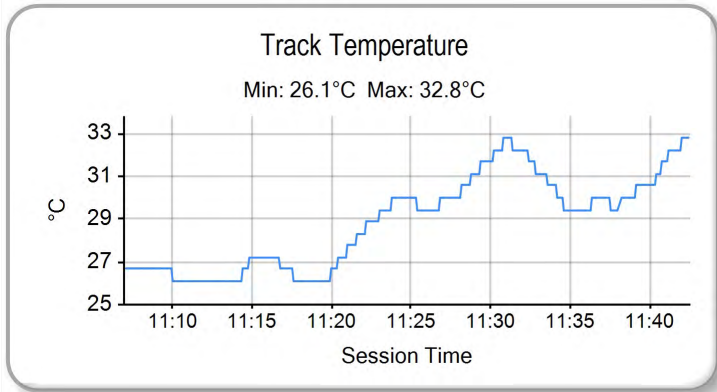
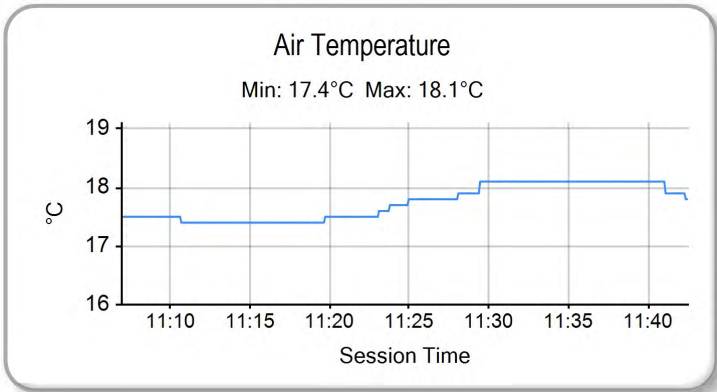
Printed - 11:44 Friday, 21 July 2017

MCRCB BULLETIN TK020

2017 MCE British Superbike Championship - Round 6

2017 HEL Performance British Motostar Championship

FREE PRACTICE 1 - WEATHER CONDITIONS



Weather / Track : Bright / Dry

Brands Hatch GP
Circuit Length = 2.4332 miles
Start: 11:10 Flag 11:40 End: 11:42

Results can be found at www.tsl-timing.com

Printed - 11:45 Friday, 21 July 2017



POS	NO	CL	PIC NAME	ENTRY	TIME	ON	LAPS	GAP	DIFF	MPH
1	69		1 Tom BOOTH-AMOS	KTM - City Lifting RS Racing	1:34.066	12	14			93.12
2	47*		2 Jake ARCHER	KTM - City Lifting RS Racing	1:34.463	18	18	0.397	0.397	92.73
3	64		3 Asher DURHAM	Mahindra - Microlise Cresswell Racing	1:35.554	17	17	1.488	1.091	91.67
4	12		4 Edward RENDELL	KTM - Banks Racing	1:35.820	12	16	1.754	0.266	91.41
5	35		5 Elliot LODGE	FTR - Spike Racing / SP125	1:36.185	11	11	2.119	0.365	91.07
6	17		6 Tom CARNE	Tigcraft - Neatafan / Tigcraft Racing	1:36.370	13	16	2.304	0.185	90.89
7	25		7 Mike BROUWERS	KTM - TEC7-Joma / Brouwersracingteam	1:36.390	9	18	2.324	0.020	90.87
8	79		8 Storm STACEY	Kalex - FPW Racing	1:36.439	15	15	2.373	0.049	90.83
9	23		9 Sam LLEWELLYN	KTM - SymCirrus Motorsport	1:36.763	16	17	2.697	0.324	90.52
10	15		10 Eugene McMANUS	KTM - RS Racing / E15 Racing	1:36.849	14	14	2.783	0.086	90.44
11	34		11 Liam DELVES	DR-Moto - Stauff Connect Academy / Dr-Moto	1:36.997	14	16	2.931	0.148	90.31
12	44		12 Edmund BEST	KTM - SymCirrus Motorsport	1:37.085	8	15	3.019	0.088	90.22
13	30	S	1 Max COOK	Honda NSF - Wilson Racing	1:37.679	7	18	3.613	0.594	89.67
14	20		13 Joel MARKLUND	KTM - Marklund Solutions / SP125	1:37.720	8	15	3.654	0.041	89.64
15	19	S	2 Victor RODRIGUEZ	Honda NSF - GA Competition	1:37.732	4	16	3.666	0.012	89.63
16	52		14 Jorel BOERBOOM	Kalex KTM - Fireplace Warehouse	1:37.767	17	17	3.701	0.035	89.59
17	3		15 Richard KERR	KTM - North West Racing	1:37.774	10	10	3.708	0.007	89.59
18	27		16 Josh HODGE	KTM - Team HPR	1:37.963	15	17	3.897	0.189	89.41
19	54		17 Sam BURMAN	KTM - TeamWNT / Burman Racing	1:37.996	16	17	3.930	0.033	89.38
20	2	S	3 Thomas STRUDWICK	Honda NSF - Case Moto Rapido Moto3	1:38.269	16	18	4.203	0.273	89.14
21	73	S	4 Luke HOPKINS	Honda NSF - HM	1:38.369	4	6	4.303	0.100	89.05
22	55	S	5 Jack SCOTT	Honda NSF - J J Racing	1:38.404	13	17	4.338	0.035	89.01
23	99		18 Stephen CAMPBELL	Honda - Campbell Racing	1:38.768	7	14	4.702	0.364	88.69
24	56	S	6 Charlie ATKINS	Honda NSF - Wilson Racing	1:39.105	16	17	5.039	0.337	88.38
25	72	S	7 Cameron HORSMAN	Honda NSF - Nova / FAB Racing	1:39.535	16	18	5.469	0.430	88.00
26	89	S	8 T. Fox MORETON	Honda NSF - Banks Racing / Moto Engineering	1:39.753	8	16	5.687	0.218	87.81
27	16	S	9 Connall COURTNEY	Honda NSF - Mototech CCR	1:39.827	12	12	5.761	0.074	87.75
28	45	S	10 Scott SWANN	Honda NSF - Swann Racing	1:40.186	15	16	6.120	0.359	87.43
29	24	S	11 Shane FABER	Honda NSF - SymCirrus Motorsport / Shane Faber Racing	1:40.222	5	13	6.156	0.036	87.40
30	95	S	12 Ross TURNER	Honda NSF - RedRat Racing	1:40.339	7	12	6.273	0.117	87.30
31	13	S	13 Jacob CLARK	Honda NSF - Wilson Racing	1:42.581	10	18	8.515	2.242	85.39
32	48	S	14 Ewan POTTER	Honda NSF -	1:43.413	7	13	9.347	0.832	84.70

QUALIFYING LAPTIME (110.0% of 1:34.066) = 1:43.472

* #47 - Exceeded Pit Lane Speed Limit - 1st Offence - Warning

Weather / Track : Sunny / Dry

These results are provisional until the conclusion of any judicial and technical matters.

Brands Hatch GP

Circuit Length = 2.4332 miles

Start: 16:11 Flag 16:41 End: 16:43

Race Director :	Stewards :	Timekeeper :
-----------------	------------	--------------

Results can be found at www.britishsuperbike.com

Printed - 16:43 Friday, 21 July 2017

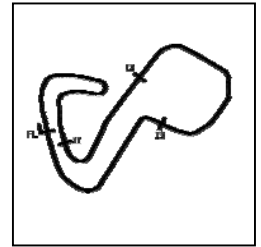


MCRCB BULLETIN TK052

2017 MCE British Superbike Championship - Round 6

2017 HEL Performance British Motostar Championship

FREE PRACTICE 2 - SECTOR ANALYSIS



SECTOR 1 = FL to I1, SECTOR 2 = I1 to I2 SECTOR 3 = I2 to I3, SECTOR 4 = I3 to FL, DIFF = Difference To Personal Best Lap, P = Crossed Finish Line in Pit Lane, D = Time Disallowed

P1 69		Tom BOOTH-AMOS						KTM - City Lifting RS Racing				
IDEAL LAP TIME : 1:33.682		BEST LAP TIME : 1:34.066			DIFFERENCE : 0.384							
LAP	SECTOR 1	SECTOR 2		SECTOR 3		SECTOR 4		LAP TIME	MPH	DIFF	TIME OF DAY	
1 -	OUTLAP	79.6	20.594	100.1	29.337	81.0	24.414	113.1	1:53.865	76.93	19.799	16:13:50.174
2 -	31.818	95.1	17.792	126.3	26.162	87.2	23.215	126.6	1:38.987	88.49	4.921	16:15:29.161
3 -	30.376	105.3	17.468	120.9	26.460	90.1	23.054	126.6	1:37.358	89.97	3.292	16:17:06.519
4 -	29.821	105.6	17.347	128.5	25.520	88.4	22.861	125.9	1:35.549	91.67	1.483	16:18:42.068
5 -	29.854	105.0	17.348	127.0	25.118	91.4	22.708	126.8	1:35.028	92.18	0.962	16:20:17.096
6 -	30.303	98.9	17.453	126.6	25.687	85.5	IN PIT		5:55.089	P 24.66	4:21.023	16:26:12.185
7 -	OUTLAP	88.0	18.282	124.9	26.603	86.9	IN PIT		4:35.154	P 31.83	3:01.088	16:30:47.339
8 -	OUTLAP	95.4	19.101	119.4	26.110	92.0	23.013	125.2	1:39.700	87.86	5.634	16:32:27.039
9 -	29.860	105.3	17.298	127.0	25.449	89.9	22.825	125.2	1:35.432	91.79	1.366	16:34:02.471
10 -	29.442	106.3	17.194	128.8	25.067	93.9	22.538	124.9	1:34.241	(3) 92.95	0.175	16:35:36.712
11 -	29.491	106.5	17.025	130.0	25.989	92.1	22.907	125.4	1:35.412	91.81	1.346	16:37:12.124
12 -	29.219	106.3	17.079	127.0	25.149	93.2	22.619	121.3	1:34.066	(1) 93.12		16:38:46.190
13 -	30.665	88.1	20.671	94.6	30.057	88.0	23.174	122.9	1:44.567	83.77	10.501	16:40:30.757
14 -	29.497	105.5	17.187	127.0	24.948	94.9	22.490	125.4	1:34.122	(2) 93.06	0.056	16:42:04.879

P2 47		Jake ARCHER						KTM - City Lifting RS Racing				
IDEAL LAP TIME : 1:34.002		BEST LAP TIME : 1:34.463			DIFFERENCE : 0.461							
LAP	SECTOR 1	SECTOR 2		SECTOR 3		SECTOR 4		LAP TIME	MPH	DIFF	TIME OF DAY	
1 -	OUTLAP	93.8	18.272	126.8	26.152	83.1	23.320	125.2	1:40.773	86.92	6.310	16:12:50.096
2 -	30.403	98.6	17.736	126.8	25.716	84.6	22.908	125.4	1:36.763	90.52	2.300	16:14:26.859
3 -	30.343	101.0	18.749	119.6	26.046	83.8	23.178	124.2	1:38.316	89.09	3.853	16:16:05.175
4 -	31.889	94.2					IN PIT		1:40.216	P 87.40	5.753	16:17:45.391
5 -	OUTLAP	97.2	17.932	126.6	25.827	84.7	23.299	126.3	1:39.968	87.62	5.505	16:19:25.359
6 -	30.255	102.4	17.602	128.0	25.434	87.4	22.901	125.9	1:36.192	91.06	1.729	16:21:01.551
7 -	29.949	103.4	17.514	128.5	25.309	86.8	22.845	126.6	1:35.617	91.61	1.154	16:22:37.168
8 -	29.935	102.6	17.334	130.0	25.944	83.3	22.998	126.6	1:36.211	91.04	1.748	16:24:13.379
9 -	29.804	104.8	17.362	127.5	25.308	87.7	22.718	126.1	1:35.192	92.02	0.729	16:25:48.571
10 -	29.717	104.8	17.342	127.8	25.301	87.9	22.702	125.6	1:35.062	(3) 92.14	0.599	16:27:23.633
11 -	30.712	93.4					IN PIT		3:26.341	P 42.45	1:51.878	16:30:49.974
12 -	OUTLAP	92.0	18.737	119.6	26.942	82.9	23.802	124.9	1:43.403	84.71	8.940	16:32:33.377
13 -	30.565	102.4	18.176	121.1	25.966	86.0	22.992	125.2	1:37.699	89.66	3.236	16:34:11.076
14 -	29.829	104.2	17.381	128.5	25.287	87.0	22.711	125.6	1:35.208	92.00	0.745	16:35:46.284
15 -	29.985	103.5	17.337	128.3	25.134	88.6	22.715	126.3	1:35.171	92.04	0.708	16:37:21.455
16 -	29.707	105.0	17.227	129.5	25.768	86.7	22.614	125.6	1:35.316	91.90	0.853	16:38:56.771
17 -	29.467	105.3	17.304	128.5	25.135	86.3	22.582	126.8	1:34.488	(2) 92.70	0.025	16:40:31.259
18 -	29.863	104.0	17.292	128.5	24.761	89.4	22.547	126.6	1:34.463	(1) 92.73		16:42:05.722

P3 64		Asher DURHAM						Mahindra - Microlise Cresswell Racing				
IDEAL LAP TIME : 1:35.254		BEST LAP TIME : 1:35.554			DIFFERENCE : 0.300							
LAP	SECTOR 1	SECTOR 2		SECTOR 3		SECTOR 4		LAP TIME	MPH	DIFF	TIME OF DAY	
1 -	OUTLAP	97.6	18.031	126.8	25.872	83.0	23.298	124.9	1:40.706	86.98	5.152	16:12:50.692
2 -	30.294	101.5	17.513	130.8	25.673	84.8	23.246	125.4	1:36.726	90.56	1.172	16:14:27.418
3 -	30.232	103.7	17.652	124.5	25.731	84.0	24.566	125.9	1:38.181	89.22	2.627	16:16:05.599
4 -	31.194	95.8	18.510	123.5	26.083	85.7	23.166	124.7	1:38.953	88.52	3.399	16:17:44.552
5 -	30.502	102.2	17.537	126.3	25.777	86.8	23.052	125.9	1:36.868	90.43	1.314	16:19:21.420
6 -	30.250	103.4	17.533	127.0	25.518	84.9	23.256	125.6	1:36.557	90.72	1.003	16:20:57.977
7 -	30.457	102.9	17.623	126.3	25.680	85.9	23.004	124.9	1:36.764	90.52	1.210	16:22:34.741
8 -	30.465	102.9	18.284	121.5	26.714	85.5	23.506	125.6	1:38.969	88.51	3.415	16:24:13.710
9 -	30.125	104.5	17.497	127.5	25.384	86.3	22.799	125.9	1:35.805	(3) 91.43	0.251	16:25:49.515
10 -	30.062	104.8	17.254	127.3	25.363	87.0	22.902	125.2	1:35.581	(2) 91.64	0.027	16:27:25.096
11 -	30.593	95.5	18.472	123.5	26.203	84.9	IN PIT		4:52.491	P 29.94	3:16.937	16:32:17.587
12 -	OUTLAP	98.8	18.058	125.4	25.746	87.2	23.446	124.0	1:41.191	86.56	5.637	16:33:58.778
13 -	30.281	103.2	17.481	126.6	25.445	89.7	23.035	124.7	1:36.242	91.01	0.688	16:35:35.020
14 -	30.244	105.0	17.831	126.8	26.515	79.2	23.686	122.4	1:38.276	89.13	2.722	16:37:13.296
15 -	30.269	103.8	17.492	127.0	25.335	87.2	22.820	126.3	1:35.916	91.32	0.362	16:38:49.212
16 -	30.874	100.0	18.543	117.3	29.159	84.6	23.074	123.8	1:41.650	86.17	6.096	16:40:30.862
17 -	30.142	104.6	17.474	126.1	25.195	88.5	22.743	126.6	1:35.554	(1) 91.67		16:42:06.416

Weather / Track : Sunny / Dry

Brands Hatch GP

Circuit Length = 2.4332 miles

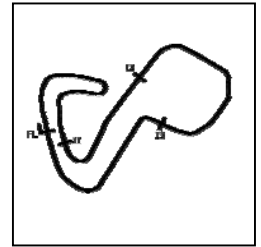
Start: 16:11 Flag 16:41 End: 16:43

MCRCB BULLETIN TK052

2017 MCE British Superbike Championship - Round 6

2017 HEL Performance British Motostar Championship

FREE PRACTICE 2 - SECTOR ANALYSIS



SECTOR 1 = FL to I1, SECTOR 2 = I1 to I2 SECTOR 3 = I2 to I3, SECTOR 4 = I3 to FL, DIFF = Difference To Personal Best Lap, P = Crossed Finish Line in Pit Lane, D = Time Disallowed

P4 12		Edward RENDELL						KTM - Banks Racing					
IDEAL LAP TIME : 1:35.634		BEST LAP TIME : 1:35.820				DIFFERENCE : 0.186							
LAP	SECTOR 1	SECTOR 2		SECTOR 3		SECTOR 4		LAP TIME	MPH	DIFF	TIME OF DAY		
1 -	OUTLAP	95.8	18.853	111.8	26.701	85.3	IN PIT		2:31.149	P	57.95	55.329	16:15:13.139
2 -	OUTLAP	100.3	18.188	121.7	25.696	86.7	23.132	123.1	1:38.595	88.84	2.775	16:16:51.734	
3 -	30.193	101.9	17.839	122.9	25.406	92.3	23.093	120.4	1:36.531	90.74	0.711	16:18:28.265	
4 -	30.157	101.9	17.715	121.7	25.483	92.5	22.996	120.9	1:36.351	90.91	0.531	16:20:04.616	
5 -	30.242	101.3	17.680	121.3	25.193	86.0	23.239	122.6	1:36.354	90.91	0.534	16:21:40.970	
6 -	30.751	101.2	17.778	121.5	25.453	91.3	23.076	120.4	1:37.058	90.25	1.238	16:23:18.028	
7 -	30.372	101.9	17.739	121.1	25.399	89.4	22.950	121.7	1:36.460	90.81	0.640	16:24:54.488	
8 -	30.344	102.4	17.781	120.9	25.241	90.9	23.031	120.6	1:36.397	90.87	0.577	16:26:30.885	
9 -	30.230	102.1	17.802	121.1	25.235	92.4	22.847	120.4	1:36.114	(3)	0.294	16:28:06.999	
10 -	31.174	88.5					IN PIT		3:16.828	P	44.50	1:41.008	16:31:23.827
11 -	OUTLAP	101.6	17.798	124.0	25.803	93.7	23.125	120.2	1:40.961	86.76	5.141	16:33:04.788	
12 -	30.268	101.8	17.701	122.0	25.073	94.5	22.778	122.2	1:35.820	(1)	91.41		16:34:40.608
13 -	30.374	100.1	18.007	119.6	25.600	91.3	26.109	113.5	1:40.090	87.51	4.270	16:36:20.698	
14 -	30.622	100.4	18.127	117.7	25.479	89.9	23.227	122.6	1:37.455	89.88	1.635	16:37:58.153	
15 -	30.509	100.6	17.864	122.0	25.301	94.2	23.084	119.4	1:36.758	90.53	0.938	16:39:34.911	
16 -	30.103	101.3	17.755	120.9	25.221	92.6	22.888	120.0	1:35.967	(2)	91.27	0.147	16:41:10.878

P5 35		Elliot LODGE						FTR - Spike Racing / SP125					
IDEAL LAP TIME : 1:35.938		BEST LAP TIME : 1:36.185				DIFFERENCE : 0.247							
LAP	SECTOR 1	SECTOR 2		SECTOR 3		SECTOR 4		LAP TIME	MPH	DIFF	TIME OF DAY		
1 -	OUTLAP	92.5	19.580	114.1	28.333	79.9	24.569	115.3	1:48.032	81.08	11.847	16:13:51.070	
2 -	32.961	93.8	18.705	119.8	26.961	80.7	23.801	125.6	1:42.428	85.52	6.243	16:15:33.498	
3 -	30.998	99.5	17.648	125.4	26.151	84.5	23.201	124.2	1:37.998	89.38	1.813	16:17:11.496	
4 -	30.865	102.6	17.666	126.8	25.434	85.4	22.934	127.0	1:36.899	90.40	0.714	16:18:48.395	
5 -	31.831	97.8	19.281	109.8	27.685	83.3	IN PIT		12:56.760	P	11.27	11:20.575	16:31:45.155
6 -	OUTLAP	93.2	18.491	123.1	27.088	86.5	23.595	122.9	1:43.506	84.63	7.321	16:33:28.661	
7 -	30.490	104.0	17.527	125.2	25.598	88.6	23.164	124.5	1:36.779	90.51	0.594	16:35:05.440	
8 -	30.392	102.2	17.561	126.3	25.362	89.9	23.034	123.1	1:36.349	(2)	90.91	0.164	16:36:41.789
9 -	30.242	103.4	17.603	125.6	25.506	86.4	23.137	122.6	1:36.488	(3)	90.78	0.303	16:38:18.277
10 -	30.623	103.2	17.465	126.8	25.415	89.0	23.005	124.7	1:36.508	90.76	0.323	16:39:54.785	
11 -	30.446	104.5	17.431	125.2	25.331	90.1	22.977	122.2	1:36.185	(1)	91.07		16:41:30.970

P6 17		Tom CARNE						Tigcraft - Neatafan / Tigcraft Racing					
IDEAL LAP TIME : 1:35.898		BEST LAP TIME : 1:36.370				DIFFERENCE : 0.472							
LAP	SECTOR 1	SECTOR 2		SECTOR 3		SECTOR 4		LAP TIME	MPH	DIFF	TIME OF DAY		
1 -	OUTLAP	96.9	20.240	113.9	28.083	81.2	23.685	123.3	1:46.611	82.16	10.241	16:17:08.604	
2 -	30.746	102.4	18.199	125.6	26.022	85.3	23.345	123.8	1:38.312	89.10	1.942	16:18:46.916	
3 -	31.338	101.9	18.392	124.9	26.145	83.4	23.371	126.1	1:39.246	88.26	2.876	16:20:26.162	
4 -	31.614	101.0	17.958	124.9	26.376	82.5	23.052	124.5	1:39.000	88.48	2.630	16:22:05.162	
5 -	30.678	101.6	18.297	119.6	25.966	84.0	23.133	126.6	1:38.074	89.31	1.704	16:23:43.236	
6 -	30.520	102.9	18.022	121.5	25.553	88.3	22.828	124.5	1:36.923	90.37	0.553	16:25:20.159	
7 -	30.477	103.4	17.956	124.2	25.751	85.8	22.997	124.0	1:37.181	90.13	0.811	16:26:57.340	
8 -	30.547	98.6					IN PIT		1:34.108	P	93.08		16:28:31.448
9 -	OUTLAP	98.9	18.305	123.3	26.502	84.7	23.554	120.0	1:42.756	85.24	6.386	16:30:14.204	
10 -	30.304	102.6	17.925	123.1	25.737	86.9	23.191	120.9	1:37.157	90.16	0.787	16:31:51.361	
11 -	30.249	102.7	17.721	124.7	25.459	88.7	22.980	122.0	1:36.409	(2)	90.86	0.039	16:33:27.770
12 -	30.118	102.4	17.695	123.1	25.794	90.1	22.979	122.9	1:36.586	90.69	0.216	16:35:04.356	
13 -	30.127	103.0	17.708	124.5	25.574	89.4	22.961	121.5	1:36.370	(1)	90.89		16:36:40.726
14 -	30.185	100.6	17.843	122.9	26.131	83.9	23.056	121.5	1:37.215	90.10	0.845	16:38:17.941	
15 -	30.776	101.5	17.689	124.0	25.685	86.7	22.793	125.4	1:36.943	90.36	0.573	16:39:54.884	
16 -	30.631	103.0	17.679	124.7	25.364	89.4	22.737	123.3	1:36.411	(3)	90.85	0.041	16:41:31.295

P7 25		Mike BROUWERS						KTM - TEC7-Joma / Brouwersracingteam				
IDEAL LAP TIME : 1:36.256		BEST LAP TIME : 1:36.390				DIFFERENCE : 0.134						
LAP	SECTOR 1	SECTOR 2		SECTOR 3		SECTOR 4		LAP TIME	MPH	DIFF	TIME OF DAY	
1 -	OUTLAP	97.5	18.881	120.0	26.984	82.7	23.872	119.1	1:45.790	82.80	9.400	16:12:54.980
2 -	31.113	101.2	18.274	120.6	25.930	88.3	23.454	118.7	1:38.771	88.68	2.381	16:14:33.751

Weather / Track : Sunny / Dry

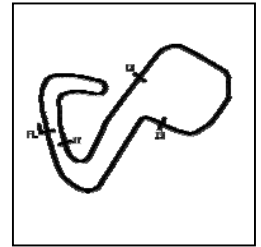
Brands Hatch GP
Circuit Length = 2.4332 miles
Start: 16:11 Flag 16:41 End: 16:43

MCRCB BULLETIN TK052

2017 MCE British Superbike Championship - Round 6

2017 HEL Performance British Motostar Championship

FREE PRACTICE 2 - SECTOR ANALYSIS



SECTOR 1 = FL to I1, SECTOR 2 = I1 to I2 SECTOR 3 = I2 to I3, SECTOR 4 = I3 to FL, DIFF = Difference To Personal Best Lap, P = Crossed Finish Line in Pit Lane, D = Time Disallowed

3 -	30.830	101.0	18.106	119.1	25.358	89.7	23.227	119.6	1:37.521	89.82	1.131	16:16:11.272
4 -	30.648	101.0	18.063	121.3	25.806	83.5	23.285	119.1	1:37.802	89.56	1.412	16:17:49.074
5 -	30.652	100.3	17.988	120.9	25.799	80.5	23.760	119.4	1:38.199	89.20	1.809	16:19:27.273
6 -	30.913	100.4	18.086	119.6	25.610	87.6	23.482	118.3	1:38.091	89.30	1.701	16:21:05.364
7 -	30.522	98.8	17.982	119.8	25.420	89.3	23.197	118.9	1:37.121	90.19	0.731	16:22:42.485
8 -	30.565	100.9	17.990	119.4	25.115	90.9	23.216	119.1	1:36.886	90.41	0.496	16:24:19.371
9 -	30.341	101.6	17.935	120.0	25.084	91.9	23.030	119.6	1:36.390 (1)	90.87		16:25:55.761
10 -	32.938	76.6	20.350	100.9	27.679	85.2	IN PIT		3:29.312	P	41.85	1:52.922 16:29:25.073
11 -	OUTLAP	98.2	18.275	118.1	25.806	86.0	23.597	117.5	1:40.210	87.41	3.820	16:31:05.283
12 -	31.117	94.2	18.273	118.9	25.462	90.6	23.282	118.9	1:38.134	89.26	1.744	16:32:43.417
13 -	30.490	99.8	17.893	118.7	25.327	92.0	23.188	118.7	1:36.898	90.40	0.508	16:34:20.315
14 -	30.266	100.9	17.894	119.4	25.321	93.4	23.233	117.7	1:36.714	(2)	90.57	0.324 16:35:57.029
15 -	30.465	100.1	17.907	119.6	25.272	90.9	23.988	118.9	1:37.632	89.72	1.242	16:37:34.661
16 -	30.431	98.3	17.876	120.2	25.381	90.0	23.099	120.4	1:36.787	(3)	90.50	0.397 16:39:11.448
17 -	30.338	100.1	18.212	118.7	25.345	92.3	23.101	118.5	1:36.996	90.31	0.606	16:40:48.444
18 -	30.495	99.7	18.061	120.2	25.186	92.5	23.319	118.3	1:37.061	90.25	0.671	16:42:25.505

P8	79	Storm STACEY				Kalex - FPW Racing						
IDEAL LAP TIME : 1:36.254		BEST LAP TIME : 1:36.439		DIFFERENCE : 0.185								
LAP	SECTOR 1	SECTOR 2	SECTOR 3	SECTOR 4	LAP TIME	MPH	DIFF	TIME OF DAY				
1 -	OUTLAP	76.6	20.669	114.1	28.485	77.2	27.996	97.9	1:53.225	77.36	16.786	16:13:14.059
2 -	35.750	75.0	20.291	113.9	27.734	80.7	IN PIT		2:10.636	P	67.05	34.197 16:15:24.695
3 -	OUTLAP	97.8	18.474	114.5	28.284	76.8	23.729	127.3	1:44.254	84.02	7.815	16:17:08.949
4 -	31.272	103.2	17.681	128.8	26.439	84.2	23.138	129.0	1:38.530	88.90	2.091	16:18:47.479
5 -	31.127	93.5	18.174	128.3	26.165	81.1	23.308	127.5	1:38.774	88.68	2.335	16:20:26.253
6 -	31.810	97.3	18.055	122.4	26.941	81.7	IN PIT		3:14.411	P	45.05	1:37.972 16:23:40.664
7 -	OUTLAP	102.1	17.830	128.3	26.078	84.8	23.094	125.9	1:39.306	88.21	2.867	16:25:19.970
8 -	30.516	104.0	17.748	127.0	25.841	87.8	22.955	126.6	1:37.060	90.25	0.621	16:26:57.030
9 -	31.164	101.0	18.312	121.7	26.337	77.9	IN PIT		4:47.207	P	30.50	3:10.768 16:31:44.237
10 -	OUTLAP	98.8	18.316	125.6	25.935	86.8	23.144	125.9	1:40.519	87.14	4.080	16:33:24.756
11 -	30.365	106.3	17.533	127.5	25.874	83.0	22.925	126.8	1:36.697	(3)	90.59	0.258 16:35:01.453
12 -	30.399	105.3	17.619	127.5	25.661	86.4	22.895	125.4	1:36.574	(2)	90.70	0.135 16:36:38.027
13 -		104.6	17.526	128.8	25.773	86.9	22.754	127.0	2:44.829	53.14	1:08.390	16:39:22.856
14 -	30.585	101.6	18.751	116.3	26.513	86.0	23.269	125.4	1:39.118	88.37	2.679	16:41:01.974
15 -	30.313	106.1	17.564	127.0	25.689	86.8	22.873	127.3	1:36.439 (1)	90.83		16:42:38.413

P9	23	Sam LLEWELLYN				KTM - SymCircus Motorsport						
IDEAL LAP TIME : 1:36.644		BEST LAP TIME : 1:36.763		DIFFERENCE : 0.119								
LAP	SECTOR 1	SECTOR 2	SECTOR 3	SECTOR 4	LAP TIME	MPH	DIFF	TIME OF DAY				
1 -	OUTLAP	92.1	18.489	124.7	26.934	80.9	24.135	123.8	1:42.895	85.13	6.132	16:14:47.139
2 -	31.325	98.2	18.090	128.0	26.562	81.6	23.564	125.2	1:39.541	88.00	2.778	16:16:26.680
3 -	30.745	102.2	17.847	128.3	26.239	81.5	23.396	124.2	1:38.227	89.17	1.464	16:18:04.907
4 -	30.519	102.9	17.548	128.0	26.023	82.7	23.265	125.6	1:37.355	89.97	0.592	16:19:42.262
5 -	31.513	88.7	18.511	126.8	26.488	84.4	23.430	125.4	1:39.942	87.64	3.179	16:21:22.204
6 -	30.538	98.5	18.063	127.3	25.975	83.4	23.146	126.3	1:37.722	89.64	0.959	16:22:59.926
7 -	31.525	100.0	17.756	128.3	25.990	84.0	23.312	125.9	1:38.583	88.85	1.820	16:24:38.509
8 -	31.055	98.9	17.816	127.3	26.012	82.6	23.813	124.0	1:38.696	88.75	1.933	16:26:17.205
9 -	30.786	101.8	17.833	128.0	26.481	83.2	23.391	124.2	1:38.491	88.94	1.728	16:27:55.696
10 -	30.902	101.0	17.862	126.8	25.785	86.4	23.444	123.8	1:37.993	89.39	1.230	16:29:33.689
11 -	31.328	99.8	17.910	126.8	26.160	80.2	23.539	122.6	1:38.937	88.53	2.174	16:31:12.626
12 -	30.797	96.6	17.997	127.0	26.128	85.7	23.471	123.8	1:38.393	89.02	1.630	16:32:51.019
13 -	31.545	102.1	17.771	127.0	25.887	87.0	23.460	123.5	1:38.663	88.78	1.900	16:34:29.682
14 -	30.472	101.9	17.728	126.8	25.752	85.2	23.352	123.3	1:37.304	(3)	90.02	0.541 16:36:06.986
15 -	30.314	104.5	17.586	127.0	25.765	89.1	23.150	124.9	1:36.815	(2)	90.48	0.052 16:37:43.801
16 -	30.395	104.6	17.486	128.5	25.719	87.8	23.163	124.9	1:36.763 (1)	90.52		16:39:20.564
17 -	30.293	104.6	22.045	84.5	29.220	82.9	23.889	125.6	1:45.447	83.07	8.684	16:41:06.011

P10	15	Eugene McMANUS				KTM - RS Racing / E15 Racing						
IDEAL LAP TIME : 1:36.454		BEST LAP TIME : 1:36.849		DIFFERENCE : 0.395								
LAP	SECTOR 1	SECTOR 2	SECTOR 3	SECTOR 4	LAP TIME	MPH	DIFF	TIME OF DAY				
1 -	OUTLAP	93.9	18.311	126.3	28.205	83.9	26.084	122.6	1:47.057	81.82	10.208	16:13:43.756
2 -	31.947	94.6	18.243	128.8	27.410	84.6	24.345	125.4	1:41.945	85.92	5.096	16:15:25.701

Weather / Track : Sunny / Dry

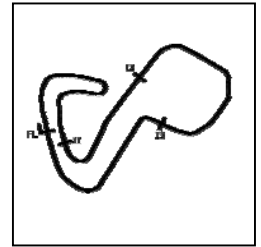
Brands Hatch GP
Circuit Length = 2.4332 miles
Start: 16:11 Flag 16:41 End: 16:43

MCRCB BULLETIN TK052

2017 MCE British Superbike Championship - Round 6

2017 HEL Performance British Motostar Championship

FREE PRACTICE 2 - SECTOR ANALYSIS



SECTOR 1 = FL to I1, SECTOR 2 = I1 to I2 SECTOR 3 = I2 to I3, SECTOR 4 = I3 to FL, DIFF = Difference To Personal Best Lap, P = Crossed Finish Line in Pit Lane, D = Time Disallowed

3 -	31.855	94.1	19.187	116.1	27.409	89.9	23.638	127.3	1:42.089	85.80	5.240	16:17:07.790
4 -	30.383	101.3	18.083	129.3	26.061	83.3	23.512	127.0	1:38.039 (2)	89.35	1.190	16:18:45.829
5 -	31.045	101.6	17.967	129.3	26.319	89.1	24.880	126.6	1:40.211	87.41	3.362	16:20:26.040
6 -	31.132	96.2	17.906	127.8	26.166	90.5	23.502	125.2	1:38.706	88.74	1.857	16:22:04.746
7 -	30.666	102.6	18.158	126.8	26.133	87.7	23.279	125.6	1:38.236 (3)	89.17	1.387	16:23:42.982
8 -	32.797	95.5	18.985	120.9	28.260	81.9	IN PIT		5:38.167 P	25.90	4:01.318	16:29:21.149
9 -	OUTLAP	97.6	18.899	123.5	27.190	88.1	24.902	122.9	1:44.859	83.53	8.010	16:31:06.008
10 -	31.225	100.6	18.275	127.8	26.142	90.6	23.762	124.0	1:39.404	88.12	2.555	16:32:45.412
11 -	30.928	103.2	18.266	127.5	26.042	86.9	23.799	124.9	1:39.035	88.45	2.186	16:34:24.447
12 -	30.435	102.1	18.079	127.3	25.905	89.3	IN PIT		4:29.081 P	32.55	2:52.232	16:38:53.528
13 -	OUTLAP	100.4	18.272	130.0	25.555	89.2	23.157	125.2	1:38.932	88.54	2.083	16:40:32.460
14 -	30.287	103.4	17.788	128.8	25.222	92.9	23.552	125.6	1:36.849 (1)	90.44		16:42:09.309

P11 34 Liam DELVES DR-Moto - Stauff Connect Academy / Dr-Moto
 IDEAL LAP TIME : 1:36.928 BEST LAP TIME : 1:36.997 DIFFERENCE : 0.069

LAP	SECTOR 1	SECTOR 2	SECTOR 3	SECTOR 4	LAP TIME	MPH	DIFF	TIME OF DAY				
1 -	OUTLAP	91.1	18.369	123.3	26.663	83.1	23.740	122.6	1:41.026	86.70	4.029	16:13:44.795
2 -	30.917	99.2	18.204	124.5	26.173	85.8	23.384	124.2	1:38.678	88.77	1.681	16:15:23.473
3 -	31.009	100.1	17.847	125.6	26.176	86.3	23.511	122.9	1:38.543	88.89	1.546	16:17:02.016
4 -	30.399	101.0	17.933	124.9	25.731	87.2	23.267	122.9	1:37.330 (3)	90.00	0.333	16:18:39.346
5 -	30.377	101.3	17.875	125.2	25.818	86.3	23.331	122.9	1:37.401	89.93	0.404	16:20:16.747
6 -	30.345	101.5	17.824	124.2	25.777	84.9	23.461	122.9	1:37.407	89.93	0.410	16:21:54.154
7 -	30.390	101.3	17.918	124.0	25.758	88.1	23.335	123.5	1:37.401	89.93	0.404	16:23:31.555
8 -	30.511	101.6	17.819	125.4	25.842	88.1	23.294	123.5	1:37.466	89.87	0.469	16:25:09.021
9 -	31.919	98.1	18.363	116.9	27.231	83.7	IN PIT		5:26.451 P	26.83	3:49.454	16:30:35.472
10 -	OUTLAP	96.5	18.559	123.8	26.827	82.5	23.716	122.2	1:42.865	85.15	5.868	16:32:18.337
11 -	30.667	99.5	17.986	124.9	25.652	90.6	23.468	123.5	1:37.773	89.59	0.776	16:33:56.110
12 -	30.248	99.4	17.906	124.0	25.648	88.5	23.235	122.9	1:37.037 (2)	90.27	0.040	16:35:33.147
13 -	30.291	99.5	18.055	124.2	27.067	89.3	23.606	122.6	1:39.019	88.46	2.022	16:37:12.166
14 -	30.226	101.9	17.838	124.5	25.678	88.7	23.255	124.2	1:36.997 (1)	90.31		16:38:49.163
15 -	30.290	102.6	17.939	125.2	25.753	88.0	23.392	120.6	1:37.374	89.96	0.377	16:40:26.537
16 -	30.643	102.4	18.045	123.5	26.138	87.6	23.601	122.6	1:38.427	88.99	1.430	16:42:04.964

P12 44 Edmund BEST KTM - SymCirrus Motorsport
 IDEAL LAP TIME : 1:36.730 BEST LAP TIME : 1:37.085 DIFFERENCE : 0.355

LAP	SECTOR 1	SECTOR 2	SECTOR 3	SECTOR 4	LAP TIME	MPH	DIFF	TIME OF DAY				
1 -	OUTLAP	99.5	18.291	121.3	26.596	84.7	23.904	118.9	1:42.578	85.39	5.493	16:14:23.549
2 -	30.843	101.3	18.037	121.3	26.177	85.0	23.442	121.1	1:38.499	88.93	1.414	16:16:02.048
3 -	30.877	99.8	18.030	121.5	26.218	88.0	23.584	120.6	1:38.709	88.74	1.624	16:17:40.757
4 -	30.571	102.2	18.004	121.1	26.330	86.2	23.503	120.9	1:38.408	89.01	1.323	16:19:19.165
5 -	30.664	101.5	17.885	122.0	26.273	88.6	23.907	120.6	1:38.729	88.72	1.644	16:20:57.894
6 -	30.826	101.9	17.813	123.1	25.932	86.1	23.304	120.4	1:37.875	89.50	0.790	16:22:35.769
7 -	30.519	102.4	18.162	122.6	26.132	84.9	23.609	122.9	1:38.422	89.00	1.337	16:24:14.191
8 -	30.225	103.7	17.654	123.5	25.952	86.7	23.254	121.7	1:37.085 (1)	90.22		16:25:51.276
9 -	30.363	102.2	17.960	121.7	26.023	87.3	23.486	120.6	1:37.832	89.53	0.747	16:27:29.108
10 -	30.374	102.4	18.069	121.5	26.098	89.4	IN PIT		3:15.545 P	44.79	1:38.460	16:30:44.653
11 -	OUTLAP	100.6	18.438	120.6	26.169	86.9	23.511	118.5	1:42.429	85.52	5.344	16:32:27.082
12 -	30.474	102.2	17.862	122.0	25.597	85.9	23.310	120.6	1:37.243 (2)	90.08	0.158	16:34:04.325
13 -	30.340	102.2	17.833	122.0	25.829	90.4	23.653	119.1	1:37.655	89.70	0.570	16:35:41.980
14 -	30.473	103.0	17.732	123.1	25.972	84.9	23.469	120.2	1:37.646 (3)	89.71	0.561	16:37:19.626
15 -	30.503	101.8	17.810	122.0	26.452	86.1	23.461	120.4	1:38.226	89.18	1.141	16:38:57.852

P13 30 S Max COOK Honda NSF - Wilson Racing
 IDEAL LAP TIME : 1:37.554 BEST LAP TIME : 1:37.679 DIFFERENCE : 0.125

LAP	SECTOR 1	SECTOR 2	SECTOR 3	SECTOR 4	LAP TIME	MPH	DIFF	TIME OF DAY				
1 -	OUTLAP	95.3	18.705	120.0	27.131	80.7	24.319	119.8	1:45.181	83.28	7.502	16:12:54.203
2 -	31.377	99.4	18.320	119.4	26.595	85.2	23.679	120.0	1:39.971	87.62	2.292	16:14:34.174
3 -	30.973	100.3	18.104	120.9	25.941	90.3	23.410	121.1	1:38.428	88.99	0.749	16:16:12.602
4 -	30.589	100.7	17.951	122.2	25.812	89.7	23.724	118.7	1:38.076	89.31	0.397	16:17:50.678
5 -	30.716	100.0	18.115	119.8	25.836	89.1	23.365	120.2	1:38.032 (3)	89.35	0.353	16:19:28.710
6 -	30.698	100.3	18.030	120.9	25.973	91.9	23.365	119.4	1:38.066	89.32	0.387	16:21:06.776
7 -	30.504	100.3	18.072	120.4	25.795	90.9	23.308	119.6	1:37.679 (1)	89.67		16:22:44.455

Brands Hatch GP
 Circuit Length = 2.4332 miles
 Start: 16:11 Flag 16:41 End: 16:43

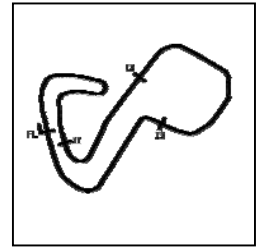
Weather / Track : Sunny / Dry

MCRCB BULLETIN TK052

2017 MCE British Superbike Championship - Round 6

2017 HEL Performance British Motostar Championship

FREE PRACTICE 2 - SECTOR ANALYSIS



SECTOR 1 = FL to I1, SECTOR 2 = I1 to I2 SECTOR 3 = I2 to I3, SECTOR 4 = I3 to FL, DIFF = Difference To Personal Best Lap, P = Crossed Finish Line in Pit Lane, D = Time Disallowed

8 -	30.658	100.7	18.114	119.8	25.892	92.1	23.467	118.7	1:38.131	89.26	0.452	16:24:22.586	
9 -	34.217	86.3					IN PIT		2:14.118	P	65.31	16:26:36.704	
10 -	OUTLAP	79.0	22.386	102.9	27.049	91.1	24.604	116.7	1:50.903		78.98	13.224	16:28:27.607
11 -	31.384	92.0					IN PIT		1:49.236	P	80.19	11.557	16:30:16.843
12 -	OUTLAP	95.4	18.753	118.3	26.223	91.1	23.789	116.1	1:41.207		86.55	3.528	16:31:58.050
13 -	30.928	99.5	18.349	118.7	26.227	85.3	23.621	118.1	1:39.125		88.37	1.446	16:33:37.175
14 -	30.823	100.0	18.147	117.9	25.922	90.5	23.507	119.4	1:38.399		89.02	0.720	16:35:15.574
15 -	30.675	99.7	20.519	108.4	30.573	90.4	23.502	119.4	1:45.269		83.21	7.590	16:37:00.843
16 -	30.512	100.9	18.091	119.6	25.796	90.1	23.304	120.6	1:37.703	(2)	89.65	0.024	16:38:38.546
17 -	30.611	99.5	18.006	121.1	25.865	87.4	23.564	120.0	1:38.046		89.34	0.367	16:40:16.592
18 -	31.531	99.7	18.106	119.4	26.548	89.9	23.661	116.3	1:39.846		87.73	2.167	16:41:56.438

P14 20 **Joel MARKLUND** KTM - Marklund Solutions / SP125
 IDEAL LAP TIME : 1:37.498 BEST LAP TIME : 1:37.720 DIFFERENCE : 0.222

LAP	SECTOR 1	SECTOR 2	SECTOR 3	SECTOR 4	LAP TIME	MPH	DIFF	TIME OF DAY					
1 -	OUTLAP	90.0	18.801	120.6	27.628	78.3	23.943	123.8	1:44.618	83.73	6.898	16:13:49.071	
2 -	31.587	99.7	18.050	122.6	27.001	81.7	23.662	127.3	1:40.300	87.33	2.580	16:15:29.371	
3 -	31.080	101.0	17.852	126.8	27.304	77.1	23.593	127.5	1:39.829	87.74	2.109	16:17:09.200	
4 -	31.295	101.2	17.936	127.3	26.160	81.6	23.293	127.3	1:38.684	88.76	0.964	16:18:47.884	
5 -	31.090	99.2	18.012	126.6	26.338	82.1	23.396	125.9	1:38.836	88.63	1.116	16:20:26.720	
6 -	31.452	98.2	17.927	126.6	26.319	85.5	23.118	126.1	1:38.816	88.64	1.096	16:22:05.536	
7 -	31.009	100.3	17.811	125.6	26.073	86.0	23.130	126.3	1:38.023	(2)	89.36	0.303	16:23:43.559
8 -	31.042	103.5	17.633	126.3	26.047	86.8	22.998	126.1	1:37.720	(1)	89.64		16:25:21.279
9 -	30.820	102.4	17.678	126.6	26.301	86.7		IN PIT	5:58.469	P	24.43	4:20.749	16:31:19.748
10 -	OUTLAP	99.1	18.148	122.6	26.436	88.1	23.895	121.1	1:41.365	86.41	3.645	16:33:01.113	
11 -	31.267	101.9	17.800	123.8	26.361	87.4	23.513	122.4	1:38.941	88.53	1.221	16:34:40.054	
12 -	31.210	98.9	17.912	124.9	26.419	84.3	23.480	121.1	1:39.021	88.46	1.301	16:36:19.075	
13 -	31.090	102.1	17.901	122.9	26.448	86.5	23.344	123.3	1:38.783	88.67	1.063	16:37:57.858	
14 -	31.247	101.6	17.791	124.9	26.225	85.9	23.374	123.1	1:38.637	(3)	88.80	0.917	16:39:36.495
15 -	31.108	102.4	17.882	122.9	26.314	87.4	23.493	123.8	1:38.797	88.66	1.077	16:41:15.292	

P15 19 S **Victor RODRIGUEZ** Honda NSF - GA Competition
 IDEAL LAP TIME : 1:37.557 BEST LAP TIME : 1:37.732 DIFFERENCE : 0.175

LAP	SECTOR 1	SECTOR 2	SECTOR 3	SECTOR 4	LAP TIME	MPH	DIFF	TIME OF DAY					
1 -	OUTLAP	94.9	18.798	117.9	27.110	87.3	24.048	117.5	1:42.497	85.46	4.765	16:13:33.114	
2 -	31.094	98.9	18.338	117.9	26.357	90.1	23.463	119.1	1:39.252	88.25	1.520	16:15:12.366	
3 -	30.895	99.8	18.228	118.5	26.142	91.3	23.599	118.5	1:38.864	88.60	1.132	16:16:51.230	
4 -	30.561	100.1	18.045	119.8	25.778	95.3	23.348	119.4	1:37.732	(1)	89.63		16:18:28.962
5 -	30.549	100.0	18.027	119.8	26.136	90.0	23.555	117.7	1:38.267	(3)	89.14	0.535	16:20:07.229
6 -	33.570	97.2	18.308	117.7	26.204	89.7	23.577	117.9	1:41.659	86.16	3.927	16:21:48.888	
7 -	31.208	98.2	18.535	117.1	26.236	88.8	23.760	118.3	1:39.739	87.82	2.007	16:23:28.627	
8 -	30.759	100.0	18.054	119.8	26.304	91.3	23.599	120.0	1:38.716	88.73	0.984	16:25:07.343	
9 -	32.510	98.9	18.115	119.6	26.545	90.8		IN PIT	4:40.345	P	31.24	3:02.613	16:29:47.688
10 -	OUTLAP	97.9	18.304	116.7	27.041	91.0	24.514	110.9	1:44.837	83.55	7.105	16:31:32.525	
11 -	38.443	74.3	19.597	114.3	26.897	90.5	23.901	117.1	1:48.838	80.48	11.106	16:33:21.363	
12 -	30.945	99.2	18.095	117.7	26.309	90.8	23.677	117.1	1:39.026	88.46	1.294	16:35:00.389	
13 -	30.995	99.2	18.186	118.5	26.254	93.3	23.663	117.1	1:39.098	88.39	1.366	16:36:39.487	
14 -	30.799	99.2	18.157	118.1	26.189	93.0	23.698	119.4	1:38.843	88.62	1.111	16:38:18.330	
15 -	30.850	100.9	17.882	122.0	25.895	94.6	23.566	118.7	1:38.193	(2)	89.21	0.461	16:39:56.523
16 -	30.639	100.6	18.174	121.1	26.019	92.5	23.600	118.1	1:38.432	88.99	0.700	16:41:34.955	

P16 52 **Jorel BOERBOOM** Kalex KTM - Fireplace Warehouse
 IDEAL LAP TIME : 1:37.251 BEST LAP TIME : 1:37.767 DIFFERENCE : 0.516

LAP	SECTOR 1	SECTOR 2	SECTOR 3	SECTOR 4	LAP TIME	MPH	DIFF	TIME OF DAY					
1 -	OUTLAP	86.2	18.965	124.5	27.961	77.4	23.814	123.8	1:45.113	83.33	7.346	16:13:51.182	
2 -	31.486	98.9	18.171	125.9	26.508	85.2	23.578	124.2	1:39.743	87.82	1.976	16:15:30.925	
3 -	31.237	102.6	17.949	125.6	26.623	84.8	23.303	124.9	1:39.112	88.38	1.345	16:17:10.037	
4 -	31.021	102.9	17.812	128.3	26.086	88.5	23.036	126.8	1:37.955	89.42	0.188	16:18:47.992	
5 -	31.575	101.6	17.721	128.3	26.209	82.6	23.342	125.9	1:38.847	88.62	1.080	16:20:26.839	
6 -	31.046	100.1	17.878	127.0	26.009	83.6	23.167	124.5	1:38.100	89.29	0.333	16:22:04.939	
7 -	30.657	100.6	18.266	123.8	26.083	87.0	23.234	125.6	1:38.240	89.16	0.473	16:23:43.179	
8 -	30.989	102.9	17.775	127.3	25.922	86.7	23.117	124.2	1:37.803	(3)	89.56	0.036	16:25:20.982

Brands Hatch GP
 Circuit Length = 2.4332 miles
 Start: 16:11 Flag 16:41 End: 16:43

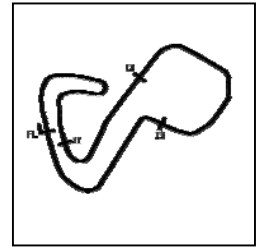
Weather / Track : Sunny / Dry

MCRCB BULLETIN TK052

2017 MCE British Superbike Championship - Round 6

2017 HEL Performance British Motostar Championship

FREE PRACTICE 2 - SECTOR ANALYSIS



SECTOR 1 = FL to I1, SECTOR 2 = I1 to I2 SECTOR 3 = I2 to I3, SECTOR 4 = I3 to FL, DIFF = Difference To Personal Best Lap, P = Crossed Finish Line in Pit Lane, D = Time Disallowed

9 -	30.794	103.8	17.725	126.1	26.084	86.9	23.193	124.2	1:37.796 (2)	89.57	0.029	16:26:58.778	
10 -	30.646	104.0	17.647	126.3	26.051	85.2	23.634	122.6	1:37.978	89.40	0.211	16:28:36.756	
11 -	30.914	103.7	17.867	125.6	25.962	88.7	23.569	120.6	1:38.312	89.10	0.545	16:30:15.068	
12 -	30.736	104.2	17.778	124.7	26.017	89.1	23.332	121.7	1:37.863	89.51	0.096	16:31:52.931	
13 -	34.491	77.5					IN PIT		2:45.693	P	52.86	1:07.926	16:34:38.624
14 -	OUTLAP	98.3	18.055	124.5	26.233	88.4	24.028	119.6	1:40.683		87.00	2.916	16:36:19.307
15 -	31.997	88.1	18.194	123.5	26.691	87.9	23.338	123.8	1:40.220		87.40	2.453	16:37:59.527
16 -	30.992	104.0	17.823	126.1	26.315	87.3	23.351	122.6	1:38.481		88.94	0.714	16:39:38.008
17 -	30.831	102.6	17.771	125.2	25.986	90.5	23.179	123.8	1:37.767 (1)	89.59			16:41:15.775

P17 3		Richard KERR				KTM - North West Racing							
IDEAL LAP TIME : 1:37.444		BEST LAP TIME : 1:37.774				DIFFERENCE : 0.330							
LAP	SECTOR 1	SECTOR 2	SECTOR 3	SECTOR 4	LAP TIME	MPH	DIFF	TIME OF DAY					
1 -	OUTLAP	98.5	18.343	126.3	26.313	84.0	23.572	123.8	1:42.489	85.47	4.715	16:12:50.821	
2 -	31.208	102.2	17.970	124.9	25.855	89.2	IN PIT		5:09.303	P	28.32	3:31.529	16:18:00.124
3 -	OUTLAP	95.8	18.499	122.9	26.538	86.9	23.567	123.1	1:41.385		86.40	3.611	16:19:41.509
4 -	30.804	99.4					IN PIT		1:37.200	P	90.12		16:21:18.709
5 -	OUTLAP	99.7	18.322	123.8	26.474	86.9	IN PIT		3:14.400	P	45.06	1:36.626	16:24:33.109
6 -	OUTLAP	101.6	18.022	124.0	26.452	85.9	23.770	122.9	1:40.567		87.10	2.793	16:26:13.676
7 -	30.839	102.4	17.768	124.0	26.060	85.9	23.477	121.1	1:38.144	(2)	89.25	0.370	16:27:51.820
8 -	30.607	103.0	17.911	123.5	26.018	84.9	23.625	112.0	1:38.161	(3)	89.23	0.387	16:29:29.981
9 -	33.056	91.5	18.590	122.6	27.519	70.0	25.444	120.0	1:44.609		83.73	6.835	16:31:14.590
10 -	30.836	102.9	17.869	123.8	25.662	88.6	23.407	121.7	1:37.774 (1)	89.59			16:32:52.364

P18 27		Josh HODGE				KTM - Team HPR							
IDEAL LAP TIME : 1:37.960		BEST LAP TIME : 1:37.963				DIFFERENCE : 0.003							
LAP	SECTOR 1	SECTOR 2	SECTOR 3	SECTOR 4	LAP TIME	MPH	DIFF	TIME OF DAY					
1 -	OUTLAP	100.1	18.355	122.6	26.993	87.4	24.214	120.6	1:42.441	85.51	4.478	16:12:49.255	
2 -	31.160	102.4	18.046	124.9	26.740	84.3	23.706	121.5	1:39.652		87.90	1.689	16:14:28.907
3 -	31.218	101.6	18.028	123.1	26.537	86.5	23.671	122.6	1:39.454		88.07	1.491	16:16:08.361
4 -	30.977	103.5	18.025	123.5	26.530	87.6	23.766	120.9	1:39.298		88.21	1.335	16:17:47.659
5 -	31.136	99.2	17.951	123.5	27.083	66.3	23.801	124.0	1:39.971		87.62	2.008	16:19:27.630
6 -	31.032	101.6	18.086	123.5	26.945	82.8	IN PIT		2:59.747	P	48.73	1:21.784	16:22:27.377
7 -	OUTLAP	81.6	19.291	121.3	27.185	80.2	23.879	123.8	1:46.967		81.89	9.004	16:24:14.344
8 -	30.802	103.2	17.861	124.2	26.362	88.1	23.506	122.2	1:38.531	(2)	88.90	0.568	16:25:52.875
9 -	30.919	103.4	17.899	123.3	26.563	87.3	23.677	120.9	1:39.058		88.43	1.095	16:27:31.933
10 -	30.895	102.7	17.946	122.6	26.408	91.0	23.810	120.4	1:39.059		88.43	1.096	16:29:10.992
11 -	30.994	102.9	17.890	122.2	26.668	86.8	23.565	120.6	1:39.117		88.37	1.154	16:30:50.109
12 -	31.640	102.6	18.050	123.1	26.499	87.9	23.721	120.2	1:39.910		87.67	1.947	16:32:30.019
13 -	31.034	102.1	18.829	116.3	29.244	78.9	IN PIT		2:57.870	P	49.24	1:19.907	16:35:27.889
14 -	OUTLAP	101.6	17.881	123.8	27.324	78.5	23.857	122.4	1:45.361		83.14	7.398	16:37:13.250
15 -	30.805	103.4	17.574	124.9	26.123	87.8	23.461	122.0	1:37.963 (1)	89.41			16:38:51.213
16 -	31.127	103.2	18.025	123.3	26.730	87.3	23.710	120.0	1:39.592		87.95	1.629	16:40:30.805
17 -	30.991	102.2	17.731	124.2	26.269	86.7	23.736	122.6	1:38.727	(3)	88.72	0.764	16:42:09.532

P19 54		Sam BURMAN				KTM - TeamWNT / Burman Racing							
IDEAL LAP TIME : 1:37.873		BEST LAP TIME : 1:37.996				DIFFERENCE : 0.123							
LAP	SECTOR 1	SECTOR 2	SECTOR 3	SECTOR 4	LAP TIME	MPH	DIFF	TIME OF DAY					
1 -	OUTLAP	96.4	18.726	123.1	28.182	83.4	24.485	122.4	1:45.613		82.94	7.617	16:13:16.501
2 -	32.466	100.9	18.176	125.6	27.303	87.7	24.104	124.2	1:42.049		85.83	4.053	16:14:58.550
3 -	31.622	104.2	17.944	125.4	27.227	86.5	24.053	123.8	1:40.846		86.86	2.850	16:16:39.396
4 -	31.518	102.9	17.881	125.4	26.923	85.8	23.836	123.3	1:40.158		87.46	2.162	16:18:19.554
5 -	31.314	102.6	17.895	125.6	26.957	86.2	23.851	124.2	1:40.017		87.58	2.021	16:19:59.571
6 -	31.646	98.9	18.267	122.0	27.883	82.7	24.421	124.2	1:42.217		85.69	4.221	16:21:41.788
7 -	31.348	101.5	18.048	126.3	27.394	85.1	23.775	124.7	1:40.565		87.10	2.569	16:23:22.353
8 -	31.005	105.3	17.665	125.2	27.315	78.7	23.800	123.5	1:39.785		87.78	1.789	16:25:02.138
9 -	31.343	102.1	17.900	124.0	27.412	84.2	IN PIT		3:35.343	P	40.67	1:57.347	16:28:37.481
10 -	OUTLAP	98.6	18.329	122.6	27.275	86.7	23.712	122.4	1:45.983		82.65	7.987	16:30:23.464
11 -	31.061	105.0	17.744	125.4	26.594	87.7	23.696	122.4	1:39.095		88.39	1.099	16:32:02.559
12 -	30.998	103.5	17.906	125.4	26.711	90.3	23.632	123.1	1:39.247		88.26	1.251	16:33:41.806
13 -	31.337	102.6	17.857	110.0	27.047	88.0	23.495	123.8	1:39.736		87.83	1.740	16:35:21.542
14 -	30.670	104.3	17.630	126.6	26.604	86.8	23.459	123.1	1:38.363	(3)	89.05	0.367	16:36:59.905

Weather / Track : Sunny / Dry

Brands Hatch GP

Circuit Length = 2.4332 miles

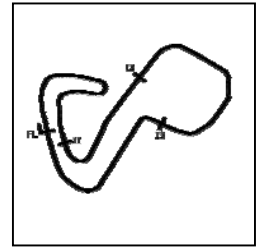
Start: 16:11 Flag 16:41 End: 16:43

MCRCB BULLETIN TK052

2017 MCE British Superbike Championship - Round 6

2017 HEL Performance British Motostar Championship

FREE PRACTICE 2 - SECTOR ANALYSIS



SECTOR 1 = FL to I1, SECTOR 2 = I1 to I2 SECTOR 3 = I2 to I3, SECTOR 4 = I3 to FL, DIFF = Difference To Personal Best Lap, P = Crossed Finish Line in Pit Lane, D = Time Disallowed

15 -	30.745	104.2	17.830	124.2	26.353	88.8	23.361	124.2	1:38.289 (2)	89.12	0.293	16:38:38.194
16 -	30.647	103.0	17.703	126.3	26.235	90.9	23.411	123.5	1:37.996 (1)	89.38		16:40:16.190
17 -	31.606	102.6	17.827	124.2	27.414	76.4	24.781	107.2	1:41.628	86.19	3.632	16:41:57.818

P20		2 S		Thomas STRUDWICK				Honda NSF - Case Moto Rapido Moto3				
IDEAL LAP TIME : 1:37.974		BEST LAP TIME : 1:38.269				DIFFERENCE : 0.295						
LAP	SECTOR 1	SECTOR 2		SECTOR 3		SECTOR 4		LAP TIME	MPH	DIFF	TIME OF DAY	
1 -	OUTLAP	86.9	19.380	117.9	27.865	84.4	24.019	117.5	1:48.278	80.90	10.009	16:13:48.864
2 -	31.408	100.0	18.352	117.9	26.711	87.4	23.669	118.9	1:40.140	87.47	1.871	16:15:29.004
3 -	31.186	100.7	18.008	122.2	26.980	81.7	23.711	120.2	1:39.885	87.69	1.616	16:17:08.889
4 -	30.939	100.9	17.990	123.3	26.137	88.4	23.463	121.1	1:38.529	88.90	0.260	16:18:47.418
5 -	31.040	98.9	18.497	123.1	26.169	82.7	23.689	120.0	1:39.395	88.13	1.126	16:20:26.813
6 -	33.917	82.8	19.804	117.9	26.340	86.3	23.502	120.2	1:43.563	84.58	5.294	16:22:10.376
7 -	30.661	97.3	18.177	119.6	26.523	85.9	23.611	118.9	1:38.972	88.50	0.703	16:23:49.348
8 -	30.671	100.4	18.070	120.4	26.252	89.4	23.521	120.0	1:38.514	88.91	0.245	16:25:27.862
9 -	30.623	99.7	18.028	118.9	26.123	89.3	23.708	117.3	1:38.482	88.94	0.213	16:27:06.344
10 -	30.708	99.4	18.065	117.1	26.303	88.7	23.584	116.9	1:38.660	88.78	0.391	16:28:45.004
11 -	30.782	100.9	18.346	117.7	26.240	90.0	23.418	116.5	1:38.786	88.67	0.517	16:30:23.790
12 -	31.006	99.7	18.082	117.1	26.192	86.7	23.867	117.5	1:39.147	88.35	0.878	16:32:02.937
13 -	30.825	100.0	18.120	121.5	26.380	87.3	23.880	118.9	1:39.205	88.30	0.936	16:33:42.142
14 -	30.732	99.8	18.099	117.9	26.131	89.4	23.504	117.9	1:38.466 (2)	88.96	0.197	16:35:20.608
15 -	30.525	100.4	18.129	117.7	26.200	88.0	23.622	116.1	1:38.476 (3)	88.95	0.207	16:36:59.084
16 -	30.515	99.5	18.220	117.5	26.051	90.6	23.483	117.5	1:38.269 (1)	89.14		16:38:37.353
17 -	30.597	99.2	18.109	117.5	26.125	85.1	23.811	116.5	1:38.642	88.80	0.373	16:40:15.995
18 -	32.786	97.3	18.141	117.9	26.376	85.0	24.141	116.7	1:41.444	86.35	3.175	16:41:57.439

P21		73 S		Luke HOPKINS				Honda NSF - HM				
IDEAL LAP TIME : 1:38.358		BEST LAP TIME : 1:38.369				DIFFERENCE : 0.011						
LAP	SECTOR 1	SECTOR 2		SECTOR 3		SECTOR 4		LAP TIME	MPH	DIFF	TIME OF DAY	
1 -	OUTLAP	93.5	19.228	115.9	26.924	80.5	23.969	115.3	1:43.452	84.67	5.083	16:13:51.575
2 -	32.199	96.4	18.600	115.3	26.715	84.2	23.947	116.9	1:41.461	86.33	3.092	16:15:33.036
3 -	31.219	97.6	18.295	116.9	26.168	84.0	23.653	117.5	1:39.335 (2)	88.18	0.966	16:17:12.371
4 -	30.602	99.2	18.198	117.5	25.983	85.2	23.586	117.3	1:38.369 (1)	89.05		16:18:50.740
5 -	30.903	97.3	18.228	117.7	26.464	85.1	23.764	116.9	1:39.359 (3)	88.16	0.990	16:20:30.099
6 -	30.591	98.3	18.307	117.1	26.659	86.9	23.813	115.7	1:39.370	88.15	1.001	16:22:09.469

P22		55 S		Jack SCOTT				Honda NSF - J J Racing				
IDEAL LAP TIME : 1:38.293		BEST LAP TIME : 1:38.404				DIFFERENCE : 0.111						
LAP	SECTOR 1	SECTOR 2		SECTOR 3		SECTOR 4		LAP TIME	MPH	DIFF	TIME OF DAY	
1 -	OUTLAP	93.4	18.935	116.9	28.030	81.9	24.635	115.7	1:45.984	82.65	7.580	16:12:56.460
2 -	31.658	98.2	18.484	116.9	26.944	84.3	24.228	115.5	1:41.314	86.46	2.910	16:14:37.774
3 -	31.222	99.4	18.308	117.3	26.661	86.8	23.806	118.1	1:39.997	87.60	1.593	16:16:17.771
4 -	31.159	97.3	18.326	116.9	27.140	84.0	24.139	116.7	1:40.764	86.93	2.360	16:17:58.535
5 -	31.235	98.5	18.307	116.5	26.555	88.0	23.880	116.3	1:39.977	87.61	1.573	16:19:38.512
6 -	31.007	97.6	18.226	116.7	26.310	87.3	23.886	115.5	1:39.429	88.10	1.025	16:21:17.941
7 -	30.983	98.1	18.472	116.9	26.202	87.4	23.813	116.3	1:39.470	88.06	1.066	16:22:57.411
8 -	31.094	97.8	18.428	116.7	26.501	89.2	23.900	116.1	1:39.923	87.66	1.519	16:24:37.334
9 -	34.796	66.3	21.871	110.9	27.567	83.2	IN PIT		3:23.947 P	42.95	1:45.543	16:28:01.281
10 -	OUTLAP	92.4	19.569	114.5	27.185	86.9	24.264	114.5	1:49.360	80.10	10.956	16:29:50.641
11 -	31.302	98.9	18.339	116.9	25.964	91.9	24.004	114.7	1:39.609	87.94	1.205	16:31:30.250
12 -	30.628	100.3	18.308	115.5	25.976	89.2	24.005	116.3	1:38.917 (2)	88.55	0.513	16:33:09.167
13 -	30.675	99.5	18.177	118.7	25.848	88.8	23.704	118.5	1:38.404 (1)	89.01		16:34:47.571
14 -	30.959	98.9	18.405	117.3	26.118	89.1	23.779	114.1	1:39.261	88.25	0.857	16:36:26.832
15 -	31.053	98.9	18.324	116.5	25.987	88.6	23.751	116.3	1:39.115 (3)	88.38	0.711	16:38:05.947
16 -	30.919	98.2	18.365	117.9	26.085	89.3	23.788	115.3	1:39.157	88.34	0.753	16:39:45.104
17 -	30.696	98.8	18.261	119.1	26.589	88.7	23.640	115.5	1:39.186	88.31	0.782	16:41:24.290

P23		99		Stephen CAMPBELL				Honda - Campbell Racing				
IDEAL LAP TIME : 1:38.354		BEST LAP TIME : 1:38.768				DIFFERENCE : 0.414						
LAP	SECTOR 1	SECTOR 2		SECTOR 3		SECTOR 4		LAP TIME	MPH	DIFF	TIME OF DAY	

Weather / Track : Sunny / Dry

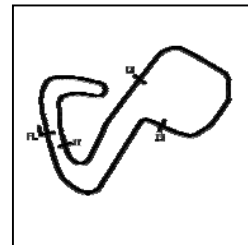
Brands Hatch GP
Circuit Length = 2.4332 miles
Start: 16:11 Flag 16:41 End: 16:43

MCRCB BULLETIN TK052

2017 MCE British Superbike Championship - Round 6

2017 HEL Performance British Motostar Championship

FREE PRACTICE 2 - SECTOR ANALYSIS



SECTOR 1 = FL to I1, SECTOR 2 = I1 to I2 SECTOR 3 = I2 to I3, SECTOR 4 = I3 to FL, DIFF = Difference To Personal Best Lap, P = Crossed Finish Line in Pit Lane, D = Time Disallowed

LAP	SECTOR 1	SECTOR 2	SECTOR 3	SECTOR 4	LAP TIME	MPH	DIFF	TIME OF DAY					
1 -	OUTLAP	89.5	20.250	107.8	28.721	82.9	25.198	113.5	1:50.742	79.10	11.974	16:13:37.440	
2 -	33.457	95.5	19.103	116.9	27.198	82.8	24.457	118.7	1:44.215	84.05	5.447	16:15:21.655	
3 -	31.990	96.8	18.868	116.9	27.777	82.8	24.625	116.5	1:43.260	84.83	4.492	16:17:04.915	
4 -	31.408	98.3	18.707	118.7	26.614	87.9	24.018	117.3	1:40.747	86.94	1.979	16:18:45.662	
5 -	31.591	97.5	18.474	119.6	26.096	86.4	24.037	118.3	1:40.198	87.42	1.430	16:20:25.860	
6 -	31.138	96.8	18.515	117.1	25.981	87.8	23.747	119.8	1:39.381	88.14	0.613	16:22:05.241	
7 -	31.017	98.8	18.492	118.7	25.814	87.1	23.445	119.8	1:38.768 (1)	88.69		16:23:44.009	
8 -	31.481	98.9	18.258	118.9	25.839	89.9	23.613	115.9	1:39.191	88.31	0.423	16:25:23.200	
9 -	31.439	95.4	18.888	109.6	26.866	87.4	IN PIT		5:26.328	P	26.84	3:47.560	16:30:49.528
10 -	OUTLAP	93.3	19.309	116.3	26.575	87.2	24.492	115.7	1:43.121	84.94	4.353	16:32:32.649	
11 -	32.175	97.2	18.709	117.1	25.995	85.2	23.929	116.1	1:40.808	86.89	2.040	16:34:13.457	
12 -	31.056	97.3	18.290	117.9	26.206	88.1	23.631	115.3	1:39.183	(3)	88.31	0.415	16:35:52.640
13 -	30.837	98.6	18.450	116.9	26.215	85.7	23.789	115.3	1:39.291	88.22	0.523	16:37:31.931	
14 -	30.950	97.1	18.416	116.7	25.929	90.0	23.504	116.1	1:38.799	(2)	88.66	0.031	16:39:10.730

P24 56 S		Charlie ATKINS				Honda NSF - Wilson Racing							
IDEAL LAP TIME : 1:38.905		BEST LAP TIME : 1:39.105				DIFFERENCE : 0.200							
LAP	SECTOR 1	SECTOR 2	SECTOR 3	SECTOR 4	LAP TIME	MPH	DIFF	TIME OF DAY					
1 -	OUTLAP	94.1	19.089	118.5	28.358	74.9	24.786	118.3	1:48.008	81.10	8.903	16:12:57.938	
2 -	32.699	96.6	18.831	118.7	27.542	78.1	24.352	118.5	1:43.424	84.69	4.319	16:14:41.362	
3 -	31.711	97.8	18.563	118.9	26.997	79.8	23.900	119.1	1:41.171	86.58	2.066	16:16:22.533	
4 -	32.003	92.3	18.475	117.3	33.581	71.0	IN PIT		2:57.404	P	49.37	1:18.299	16:19:19.937
5 -	OUTLAP	93.9	18.733	118.9	27.065	80.5	24.128	117.9	1:51.424	78.61	12.319	16:21:11.361	
6 -	31.479	98.5	18.332	117.9	30.707	67.7	26.670	118.7	1:47.188	81.72	8.083	16:22:58.549	
7 -	33.818	98.1	18.414	119.6	26.717	81.9	23.919	119.6	1:42.868	85.15	3.763	16:24:41.417	
8 -	31.278	99.2	18.657	117.9	26.790	82.8	23.757	120.2	1:40.482	87.17	1.377	16:26:21.899	
9 -	31.349	98.5	18.186	118.1	26.400	83.1	23.627	119.6	1:39.562	87.98	0.457	16:28:01.461	
10 -	31.032	98.6	18.298	117.5	28.992	76.6	24.459	117.3	1:42.781	85.22	3.676	16:29:44.242	
11 -	31.098	99.1	18.196	118.7	26.636	81.4	23.973	120.0	1:39.903	87.68	0.798	16:31:24.145	
12 -	32.417	97.2	19.022	118.5	26.897	81.9	23.753	120.2	1:42.089	85.80	2.984	16:33:06.234	
13 -	31.454	98.8	18.364	118.5	26.974	82.9	25.428	120.4	1:42.220	85.69	3.115	16:34:48.454	
14 -	31.272	97.3	18.486	117.9	26.542	81.6	24.125	117.1	1:40.425	87.22	1.320	16:36:28.879	
15 -	31.087	100.3	18.095	118.3	26.409	82.7	23.561	118.9	1:39.152	(2)	88.34	0.047	16:38:08.031
16 -	30.938	99.5	18.170	118.3	26.381	82.8	23.616	119.4	1:39.105 (1)	88.38			16:39:47.136
17 -	30.868	99.8	18.237	117.5	26.423	82.1	23.747	120.0	1:39.275	(3)	88.23	0.170	16:41:26.411

P25 72 S		Cameron HORSMAN				Honda NSF - Nova / FAB Racing							
IDEAL LAP TIME : 1:39.433		BEST LAP TIME : 1:39.535				DIFFERENCE : 0.102							
LAP	SECTOR 1	SECTOR 2	SECTOR 3	SECTOR 4	LAP TIME	MPH	DIFF	TIME OF DAY					
1 -	OUTLAP	90.4	18.950	117.3	27.197	80.2	24.349	115.1	1:45.509	83.02	5.974	16:12:54.085	
2 -	31.907	96.5	18.698	119.1	26.680	83.7	24.147	115.5	1:41.432	86.36	1.897	16:14:35.517	
3 -	31.786	97.5	18.727	115.1	26.862	83.7	24.105	116.1	1:41.480	86.32	1.945	16:16:16.997	
4 -	31.691	97.5	18.536	116.3	27.008	81.9	24.332	113.3	1:41.567	86.24	2.032	16:17:58.564	
5 -	31.714	97.5	18.441	116.9	26.636	86.5	23.892	116.1	1:40.683	87.00	1.148	16:19:39.247	
6 -	31.273	97.2	18.442	116.5	26.503	88.6	23.838	115.3	1:40.056	87.54	0.521	16:21:19.303	
7 -	31.355	96.9	18.557	115.7	26.529	87.8	23.772	116.5	1:40.213	87.41	0.678	16:22:59.516	
8 -	31.549	97.9	18.493	117.3	26.413	84.0	23.827	116.5	1:40.282	87.35	0.747	16:24:39.798	
9 -	31.488	97.8	18.442	115.5	26.485	86.3	23.882	115.5	1:40.297	87.33	0.762	16:26:20.095	
10 -	31.331	97.5	18.331	116.5	26.668	86.7	23.923	114.3	1:40.253	87.37	0.718	16:28:00.348	
11 -	31.346	97.2	18.564	115.1	26.706	86.1	23.958	112.9	1:40.574	87.09	1.039	16:29:40.922	
12 -	33.076	84.6	19.614	113.7	27.456	82.3	24.442	113.7	1:44.588	83.75	5.053	16:31:25.510	
13 -	31.325	96.6	19.034	116.3	27.224	82.9	IN PIT		2:07.723	P	68.58	28.188	16:33:33.233
14 -	OUTLAP	97.1	18.605	115.1	26.619	87.6	23.804	114.5	1:41.477	86.32	1.942	16:35:14.710	
15 -	31.239	98.5	18.398	115.7	26.429	88.3	23.832	114.1	1:39.898	87.68	0.363	16:36:54.608	
16 -	31.007	97.8	18.412	116.1	26.412	87.9	23.704	114.7	1:39.535 (1)	88.00			16:38:34.143
17 -	31.136	97.1	18.310	115.7	26.423	88.3	23.900	115.3	1:39.769	(3)	87.80	0.234	16:40:13.912
18 -	31.079	96.9	18.421	114.9	26.474	87.7	23.745	115.5	1:39.719	(2)	87.84	0.184	16:41:53.631

P26 89 S		T. Fox MORETON				Honda NSF - Banks Racing / Moto Engineering						
IDEAL LAP TIME : 1:39.753		BEST LAP TIME : 1:39.753				DIFFERENCE : 0.000						
LAP	SECTOR 1	SECTOR 2	SECTOR 3	SECTOR 4	LAP TIME	MPH	DIFF	TIME OF DAY				
1 -	OUTLAP	89.5	19.307	118.5	27.940	79.2	24.500	120.0	1:48.433	80.78	8.680	16:14:27.687

Weather / Track : Sunny / Dry

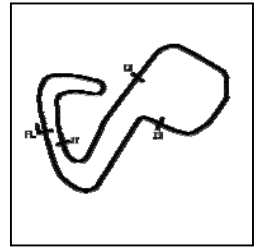
Brands Hatch GP
Circuit Length = 2.4332 miles
Start: 16:11 Flag 16:41 End: 16:43

MCRCB BULLETIN TK052

2017 MCE British Superbike Championship - Round 6

2017 HEL Performance British Motostar Championship

FREE PRACTICE 2 - SECTOR ANALYSIS



SECTOR 1 = FL to I1, SECTOR 2 = I1 to I2 SECTOR 3 = I2 to I3, SECTOR 4 = I3 to FL, DIFF = Difference To Personal Best Lap, P = Crossed Finish Line in Pit Lane, D = Time Disallowed

2 -	32.307	97.9	18.414	121.3	26.979	81.6	24.006	120.4	1:41.706	86.12	1.953	16:16:09.393	
3 -	31.709	99.7	18.306	121.1	26.839	81.3	IN PIT		3:13.034	P	45.37	1:33.281	16:19:22.427
4 -	OUTLAP	94.1	18.689	120.0	27.661	74.8	24.111	119.1	1:49.154	80.25	9.401	16:21:11.581	
5 -	31.715	98.1	18.408	119.8	28.797	76.9	25.411	111.2	1:44.331	83.96	4.578	16:22:55.912	
6 -	33.183	99.4	18.386	120.6	26.792	85.5	23.807	118.7	1:42.168	85.73	2.415	16:24:38.080	
7 -	32.338	94.2	19.509	99.4	27.004	88.4	23.812	119.1	1:42.663	85.32	2.910	16:26:20.743	
8 -	31.387	100.1	18.175	119.8	26.521	83.5	23.670	119.8	1:39.753	(1)	87.81	16:28:00.496	
9 -	31.716	99.5	18.245	119.6	26.805	84.2	23.760	118.3	1:40.526	(2)	87.14	0.773	16:29:41.022
10 -	32.002	95.0	19.726	99.8	27.209	82.8	24.046	116.9	1:42.983	85.06	3.230	16:31:24.005	
11 -	32.360	94.1	19.149	118.5	26.735	86.5	23.922	117.7	1:42.166	85.74	2.413	16:33:06.171	
12 -	32.248	98.3	18.386	119.1	26.588	80.3	23.922	118.9	1:41.144	86.60	1.391	16:34:47.315	
13 -	32.234	99.7	18.368	120.0	26.721	86.0	24.436	114.1	1:41.759	86.08	2.006	16:36:29.074	
14 -	31.799	99.7	18.751	117.7	26.590	86.2	24.285	118.7	1:41.425	86.36	1.672	16:38:10.499	
15 -	32.820	89.3	19.330	117.3	27.684	78.3	24.378	117.5	1:44.212	84.05	4.459	16:39:54.711	
16 -	31.936	98.2	18.668	119.8	26.617	86.9	23.792	118.3	1:41.013	(3)	86.71	1.260	16:41:35.724

P27	16 S	Connall COURTNEY					Honda NSF - Mototech CCR						
IDEAL LAP TIME : 1:39.645			BEST LAP TIME : 1:39.827			DIFFERENCE : 0.182							
LAP	SECTOR 1	SECTOR 2	SECTOR 3	SECTOR 4	LAP TIME	MPH	DIFF	TIME OF DAY					
1 -	OUTLAP	82.6	19.496	118.3	27.458	84.9	24.241	119.1	1:46.857	81.97	7.030	16:12:59.363	
2 -	32.715	92.3	18.700	117.9	27.800	86.5	24.253	117.7	1:43.468	84.66	3.641	16:14:42.831	
3 -	31.592	93.4	18.696	118.7	26.788	84.8	23.817	118.7	1:40.893	(3)	86.82	1.066	16:16:23.724
4 -	31.681	95.0	18.689	118.3	27.066	86.2	24.066	118.7	1:41.502	86.30	1.675	16:18:05.226	
5 -	31.366	95.0	18.644	118.1	26.721	86.9	23.743	117.9	1:40.474	(2)	87.18	0.647	16:19:45.700
6 -	31.803	93.3	18.968	116.9	27.124	84.3	24.136	116.7	1:42.031	85.85	2.204	16:21:27.731	
7 -	31.712	94.5	18.549	117.5	27.218	84.3	IN PIT		5:40.219	P	25.74	4:00.392	16:27:07.950
8 -	OUTLAP	93.3	18.725	115.9	26.832	87.4	23.888	116.1	1:42.583	85.39	2.756	16:28:50.533	
9 -	31.361	95.8	18.458	116.9	26.729	86.1	24.459	114.9	1:41.007	86.72	1.180	16:30:31.540	
10 -	31.856	94.7	19.031	116.3	27.121	84.2	IN PIT		7:51.814	P	18.56	6:11.987	16:38:23.354
11 -	OUTLAP	94.2	18.778	117.3	27.033	85.4	24.031	116.9	1:44.243	84.03	4.416	16:40:07.597	
12 -	31.178	96.1	18.532	116.9	26.266	89.5	23.851	116.9	1:39.827	(1)	87.75	16:41:47.424	

P28	45 S	Scott SWANN					Honda NSF - Swann Racing						
IDEAL LAP TIME : 1:40.044			BEST LAP TIME : 1:40.186			DIFFERENCE : 0.142							
LAP	SECTOR 1	SECTOR 2	SECTOR 3	SECTOR 4	LAP TIME	MPH	DIFF	TIME OF DAY					
1 -	OUTLAP	81.8	19.988	112.5	28.721	73.7	25.091	113.3	1:49.779	79.79	9.593	16:13:01.548	
2 -	32.564	94.3	19.066	115.5	27.786	75.2	24.992	114.3	1:44.408	83.90	4.222	16:14:45.956	
3 -	31.916	97.3	19.740	112.2	27.669	78.4	24.372	114.9	1:43.697	84.47	3.511	16:16:29.653	
4 -	31.773	97.6	18.811	120.2	27.633	76.8	24.724	113.3	1:42.941	85.09	2.755	16:18:12.594	
5 -	31.751	96.4	18.716	114.3	27.150	79.9	24.753	113.3	1:42.370	85.57	2.184	16:19:54.964	
6 -	31.900	94.9	18.878	113.7	27.122	80.0	24.462	113.9	1:42.362	85.57	2.176	16:21:37.326	
7 -	31.517	95.1	18.982	112.5	27.292	82.0	24.320	114.5	1:42.111	85.78	1.925	16:23:19.437	
8 -	31.988	95.1	19.001	113.7	27.713	79.1	IN PIT		4:27.027	P	32.80	2:46.841	16:27:46.464
9 -	OUTLAP	88.8	20.089	112.4	27.334	83.1	24.702	112.2	1:46.701	82.09	6.515	16:29:33.165	
10 -	31.975	95.7	19.151	113.5	27.395	80.8	24.940	112.4	1:43.461	84.66	3.275	16:31:16.626	
11 -	31.816	95.5	18.946	114.3	27.217	79.7	24.663	113.5	1:42.642	85.34	2.456	16:32:59.268	
12 -	31.674	95.8	18.884	113.5	27.197	83.2	24.231	115.9	1:41.986	85.89	1.800	16:34:41.254	
13 -	31.431	97.2	18.671	115.5	26.632	82.0	24.202	113.1	1:40.936	(3)	86.78	0.750	16:36:22.190
14 -	31.193	97.5	18.567	114.7	26.525	83.0	24.005	116.3	1:40.290	(2)	87.34	0.104	16:38:02.480
15 -	31.023	97.1	18.494	115.5	26.522	84.2	24.147	114.3	1:40.186	(1)	87.43	16:39:42.666	
16 -	32.616	96.1	18.995	118.1	28.001	78.7	24.543	112.9	1:44.155	84.10	3.969	16:41:26.821	

P29	24 S	Shane FABER					Honda NSF - SymCirrus Motorsport / Shane Faber Racing						
IDEAL LAP TIME : 1:39.813			BEST LAP TIME : 1:40.222			DIFFERENCE : 0.409							
LAP	SECTOR 1	SECTOR 2	SECTOR 3	SECTOR 4	LAP TIME	MPH	DIFF	TIME OF DAY					
1 -	OUTLAP	93.4	19.340	115.1	28.113	79.1	IN PIT		4:55.192	P	29.67	3:14.970	16:17:02.069
2 -	OUTLAP	95.8	19.212	115.1	27.866	83.0	24.218	120.0	1:44.278	84.00	4.056	16:18:46.347	
3 -	31.889	96.4	18.967	119.8	27.324	83.3	24.112	119.1	1:42.292	85.63	2.070	16:20:28.639	
4 -	31.532	97.1	18.646	117.7	26.747	84.5	24.116	119.6	1:41.041	86.69	0.819	16:22:09.680	
5 -	31.442	93.4	18.447	118.3	26.629	86.0	23.704	118.7	1:40.222	(1)	87.40	16:23:49.902	
6 -	31.325	97.8	18.476	117.9	26.709	84.6	24.037	117.7	1:40.547	(3)	87.12	0.325	16:25:30.449
7 -	31.377	97.2	19.160	111.4	28.185	81.0	IN PIT		4:59.975	P	29.20	3:19.753	16:30:30.424

Weather / Track : Sunny / Dry

Brands Hatch GP

Circuit Length = 2.4332 miles

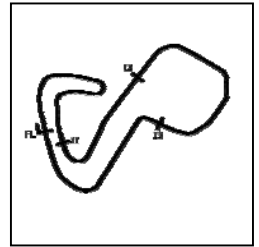
Start: 16:11 Flag 16:41 End: 16:43

MCRCB BULLETIN TK052

2017 MCE British Superbike Championship - Round 6

2017 HEL Performance British Motostar Championship

FREE PRACTICE 2 - SECTOR ANALYSIS



SECTOR 1 = FL to I1, SECTOR 2 = I1 to I2 SECTOR 3 = I2 to I3, SECTOR 4 = I3 to FL, DIFF = Difference To Personal Best Lap, P = Crossed Finish Line in Pit Lane, D = Time Disallowed

8 -	OUTLAP	96.9	18.943	116.1	27.214	82.8	24.751	114.7	1:46.025	82.62	5.803	16:32:16.449
9 -	32.127	97.2	18.930	117.3	27.122	80.2	24.438	117.1	1:42.617	85.36	2.395	16:33:59.066
10 -	31.506	97.5	18.635	117.5	26.715	82.9	24.063	116.3	1:40.919	86.80	0.697	16:35:39.985
11 -	31.704	97.9	18.633	117.1	26.638	84.5	24.135	117.7	1:41.110	86.63	0.888	16:37:21.095
12 -	31.256	98.2	18.477	118.1	26.406	84.2	24.084	118.1	1:40.223 (2)	87.40	0.001	16:39:01.318
13 -	31.265	97.1	18.691	116.5	26.571	81.6	24.094	116.3	1:40.621	87.05	0.399	16:40:41.939

P30	95 S	Ross TURNER						Honda NSF - RedRat Racing				
IDEAL LAP TIME : 1:39.797		BEST LAP TIME : 1:40.339				DIFFERENCE : 0.542						
LAP	SECTOR 1	SECTOR 2		SECTOR 3		SECTOR 4		LAP TIME	MPH	DIFF	TIME OF DAY	
1 -	OUTLAP	95.8	18.891	118.5	27.850	79.9	24.754	117.5	1:45.151	83.30	4.812	16:13:37.251
2 -	32.909	98.6	18.751	118.3	27.918	76.6	24.625	118.9	1:44.203	84.06	3.864	16:15:21.454
3 -	32.508	98.1	18.458	119.4	27.086	80.2	24.144	119.8	1:42.196	85.71	1.857	16:17:03.650
4 -	31.876	98.5	18.499	119.8	26.758	84.2	24.009	119.4	1:41.142	86.60	0.803	16:18:44.792
5 -	31.590	99.4	18.521	118.5	26.619	83.0	24.177	118.7	1:40.907 (3)	86.81	0.568	16:20:25.699
6 -	31.917	100.1	18.294	118.1	26.913	84.5	23.745	121.1	1:40.869 (2)	86.84	0.530	16:22:06.568
7 -	31.165	100.6	18.268	118.5	26.974	85.0	23.932	119.1	1:40.339 (1)	87.30		16:23:46.907
8 -	31.379	101.0	18.275	118.3	26.931	86.8	24.327	117.3	1:40.912	86.80	0.573	16:25:27.819
9 -	31.417	100.7	18.279	117.3	27.442	85.2	24.172	117.1	1:41.310	86.46	0.971	16:27:09.129
10 -	32.273	97.6	18.865	117.9	27.402	82.3	IN PIT		10:27.893 P	13.95	8:47.554	16:37:37.022
11 -	OUTLAP	96.8	19.160	117.5	27.287	84.7	24.450	116.7	1:46.005	82.63	5.666	16:39:23.027
12 -	31.770	98.6	18.787	104.5	28.101	84.4	24.407	117.5	1:43.065	84.99	2.726	16:41:06.092

P31	13 S	Jacob CLARK						Honda NSF - Wilson Racing				
IDEAL LAP TIME : 1:42.270		BEST LAP TIME : 1:42.581				DIFFERENCE : 0.311						
LAP	SECTOR 1	SECTOR 2		SECTOR 3		SECTOR 4		LAP TIME	MPH	DIFF	TIME OF DAY	
1 -	OUTLAP	89.1	19.328	112.5	28.413	76.1	25.153	114.7	1:48.164	80.98	5.583	16:12:59.237
2 -	32.393	89.1	19.120	114.7	28.428	78.6	24.726	115.1	1:44.667	83.69	2.086	16:14:43.904
3 -	32.847	89.7	18.961	113.7	28.035	76.9	24.717	116.1	1:44.560	83.77	1.979	16:16:28.464
4 -	32.716	90.4	19.008	114.1	28.627	77.7	24.534	115.3	1:44.885	83.51	2.304	16:18:13.349
5 -	32.519	93.5	18.678	113.5	27.676	80.7	24.674	112.9	1:43.547	84.59	0.966	16:19:56.896
6 -	32.226	91.6	18.852	114.1	27.483	81.7	24.472	114.5	1:43.033 (3)	85.01	0.452	16:21:39.929
7 -	32.362	94.9	18.900	113.1	27.825	80.7	24.253	115.9	1:43.340	84.76	0.759	16:23:23.269
8 -	32.279	95.8	18.726	113.5	27.434	80.3	24.224	115.1	1:42.663 (2)	85.32	0.082	16:25:05.932
9 -	32.456	93.0	18.959	111.4	27.560	80.3	24.312	114.7	1:43.287	84.81	0.706	16:26:49.219
10 -	31.934	95.8	18.808	112.7	27.574	79.7	24.265	114.5	1:42.581 (1)	85.39		16:28:31.800
11 -	32.270	96.5	18.828	113.9	27.751	80.6	25.131	110.7	1:43.980	84.24	1.399	16:30:15.780
12 -	33.281	95.1	19.188	112.9	27.517	79.1	24.576	112.4	1:44.562	83.77	1.981	16:32:00.342
13 -	32.452	93.0	19.078	112.9	27.807	76.8	25.186	112.2	1:44.523	83.80	1.942	16:33:44.865
14 -	32.524	90.9	19.083	109.2	28.386	80.2	25.041	113.9	1:45.034	83.40	2.453	16:35:29.899
15 -	32.375	95.8	18.940	112.0	27.940	81.2	25.400	113.5	1:44.655	83.70	2.074	16:37:14.554
16 -	32.337	94.5	19.206	110.1	28.426	75.0	25.016	113.7	1:44.985	83.43	2.404	16:38:59.539
17 -	32.779	93.8	19.061	108.5	28.336	80.0	24.835	111.8	1:45.011	83.41	2.430	16:40:44.550
18 -	33.042	91.5	19.357	111.4	28.623	77.9	25.133	112.7	1:46.155	82.51	3.574	16:42:30.705

P32	48 S	Ewan POTTER						Honda NSF -				
IDEAL LAP TIME : 1:42.999		BEST LAP TIME : 1:43.413				DIFFERENCE : 0.414						
LAP	SECTOR 1	SECTOR 2		SECTOR 3		SECTOR 4		LAP TIME	MPH	DIFF	TIME OF DAY	
1 -	OUTLAP	94.5	19.178	118.7	28.414	78.0	25.188	114.5	1:49.591	79.93	6.178	16:12:57.985
2 -	33.377	95.7	19.189	116.7	28.176	75.4	24.800	115.9	1:45.542	82.99	2.129	16:14:43.527
3 -	32.845	98.2	18.845	117.1	27.920	78.0	24.901	115.5	1:44.511	83.81	1.098	16:16:28.038
4 -	32.954	97.3	19.030	116.5	28.194	77.2	24.751	115.1	1:44.929	83.48	1.516	16:18:12.967
5 -	32.351	93.8	18.918	116.9	27.760	80.2	24.811	115.3	1:43.840	84.35	0.427	16:19:56.807
6 -	32.513	96.6	19.107	117.3	27.423	83.1	24.507	115.7	1:43.550 (3)	84.59	0.137	16:21:40.357
7 -	32.440	97.8	18.818	118.9	27.678	81.1	24.477	116.9	1:43.413 (1)	84.70		16:23:23.770
8 -	32.500	98.8	18.759	116.3	27.658	83.2	24.597	114.9	1:43.514 (2)	84.62	0.101	16:25:07.284
9 -	32.916	97.3	18.826	115.5	28.178	79.7	25.295	113.1	1:45.215	83.25	1.802	16:26:52.499
10 -	32.839	96.9	18.983	114.1	28.259	79.5	IN PIT		9:13.170 P	15.83	7:29.757	16:36:05.669
11 -	OUTLAP	91.8	19.419	112.5	28.686	81.1	25.226	114.3	1:51.677	78.43	8.264	16:37:57.346
12 -	33.036	93.8	18.985	117.5	27.988	78.4	25.045	113.7	1:45.054	83.38	1.641	16:39:42.400
13 -	32.433	96.4	19.078	114.5	27.654	84.0	24.466	114.7	1:43.631	84.52	0.218	16:41:26.031

Weather / Track : Sunny / Dry

Brands Hatch GP
Circuit Length = 2.4332 miles
Start: 16:11 Flag 16:41 End: 16:43

MCRCB BULLETIN TK053**2017 MCE British Superbike Championship - Round 6****2017 HEL Performance British Motostar Championship****FREE PRACTICE 2 - BEST SPEEDS**

POS	INTERMEDIATE 1			INTERMEDIATE 2			INTERMEDIATE 3			FINISH LINE		
	NO	NAME	MPH	NO	NAME	MPH	NO	NAME	MPH	NO	NAME	MPH
1	69	BOOTH-AMOS	106.5	64	DURHAM	130.8	19	RODRIGUEZ	95.3	79	STACEY	129.0
2	79	STACEY	106.3	69	BOOTH-AMOS	130.0	69	BOOTH-AMOS	94.9	20	MARKLUND	127.5
3	47	ARCHER	105.3	47	ARCHER	130.0	12	RENDELL	94.5	15	McMANUS	127.3
4	54	BURMAN	105.3	15	McMANUS	130.0	25	BROUWERS	93.4	35	LODGE	127.0
5	64	DURHAM	105.0	79	STACEY	128.8	15	McMANUS	92.9	69	BOOTH-AMOS	126.8
6	23	LLEWELLYN	104.6	23	LLEWELLYN	128.5	30	COOK	92.1	47	ARCHER	126.8
7	35	LODGE	104.5	52	BOERBOOM	128.3	55	SCOTT	91.9	52	BOERBOOM	126.8
8	52	BOERBOOM	104.2	20	MARKLUND	127.3	27	HODGE	91.0	64	DURHAM	126.6
9	44	BEST	103.7	35	LODGE	126.8	54	BURMAN	90.9	17	CARNE	126.6
10	20	MARKLUND	103.5	54	BURMAN	126.6	34	DELVES	90.6	23	LLEWELLYN	126.3
11	27	HODGE	103.5	3	KERR	126.3	2	STRUDWICK	90.6	54	BURMAN	124.7
12	17	CARNE	103.4	17	CARNE	125.6	52	BOERBOOM	90.5	34	DELVES	124.2
13	15	McMANUS	103.4	34	DELVES	125.6	44	BEST	90.4	27	HODGE	124.0
14	3	KERR	103.0	27	HODGE	124.9	35	LODGE	90.1	3	KERR	123.8
15	34	DELVES	102.6	12	RENDELL	124.0	17	CARNE	90.1	12	RENDELL	123.1
16	12	RENDELL	102.4	44	BEST	123.5	99	CAMPBELL	90.0	44	BEST	122.9
17	25	BROUWERS	101.6	2	STRUDWICK	123.3	64	DURHAM	89.7	30	COOK	121.1
18	95	TURNER	101.0	30	COOK	122.2	16	COURTNEY	89.5	2	STRUDWICK	121.1
19	30	COOK	100.9	19	RODRIGUEZ	122.0	47	ARCHER	89.4	95	TURNER	121.1
20	19	RODRIGUEZ	100.9	25	BROUWERS	121.3	3	KERR	89.2	25	BROUWERS	120.4
21	2	STRUDWICK	100.9	89	MORETON	121.3	23	LLEWELLYN	89.1	56	ATKINS	120.4
22	55	SCOTT	100.3	45	SWANN	120.2	72	HORSMAN	88.6	89	MORETON	120.4
23	56	ATKINS	100.3	24	FABER	119.8	89	MORETON	88.4	19	RODRIGUEZ	120.0
24	89	MORETON	100.1	95	TURNER	119.8	20	MARKLUND	88.1	24	FABER	120.0
25	73	HOPKINS	99.2	99	CAMPBELL	119.6	79	STACEY	87.8	99	CAMPBELL	119.8
26	99	CAMPBELL	98.9	56	ATKINS	119.6	73	HOPKINS	86.9	16	COURTNEY	119.1
27	48	POTTER	98.8	55	SCOTT	119.1	95	TURNER	86.8	55	SCOTT	118.5
28	72	HORSMAN	98.5	72	HORSMAN	119.1	24	FABER	86.0	73	HOPKINS	117.5
29	24	FABER	98.2	48	POTTER	118.9	45	SWANN	84.2	48	POTTER	116.9
30	45	SWANN	97.6	16	COURTNEY	118.7	48	POTTER	84.0	72	HORSMAN	116.5
31	13	CLARK	96.5	73	HOPKINS	117.7	56	ATKINS	83.1	45	SWANN	116.3
32	16	COURTNEY	96.1	13	CLARK	114.7	13	CLARK	81.7	13	CLARK	116.1

Weather / Track : Sunny / Dry

Results can be found at www.tsl-timing.com

Brands Hatch GP

Circuit Length = 2.4332 miles

Start: 16:11 Flag 16:41 End: 16:43

Printed - 16:45 Friday, 21 July 2017

MCRCB BULLETIN TK054

2017 MCE British Superbike Championship - Round 6

2017 HEL Performance British Motostar Championship

FREE PRACTICE 2 - BEST SECTORS

SECTOR 1			SECTOR 2			SECTOR 3			SECTOR 4			IDEAL / BEST COMPARISON						
POS	NO	NAME	TIME	NO	NAME	TIME	NO	NAME	TIME	NO	NAME	TIME	POS	NO	NAME	IDEAL	BEST	DIFF
1	69	BOOTH-A	29.219	69	BOOTH-A	17.025	47	ARCHER	24.761	69	BOOTH-A	22.490	1	69	BOOTH-AMOS	1:33.682	1:34.066	0.384
2	47	ARCHER	29.467	47	ARCHER	17.227	69	BOOTH-A	24.948	47	ARCHER	22.547	2	47	ARCHER	1:34.002	1:34.463	0.461
3	64	DURHAM	30.062	64	DURHAM	17.254	12	RENDELL	25.073	17	CARNE	22.737	3	64	DURHAM	1:35.254	1:35.554	0.300
4	12	RENDELL	30.103	35	LODGE	17.431	25	BROUWER	25.084	64	DURHAM	22.743	4	12	RENDELL	1:35.634	1:35.820	0.186
5	17	CARNE	30.118	23	LLEWELL	17.486	64	DURHAM	25.195	79	STACEY	22.754	5	17	CARNE	1:35.898	1:36.370	0.472
6	44	BEST	30.225	79	STACEY	17.526	15	McMANUS	25.222	12	RENDELL	22.778	6	35	LODGE	1:35.938	1:36.185	0.247
7	34	DELVES	30.226	27	HODGE	17.574	35	LODGE	25.331	35	LODGE	22.934	7	79	STACEY	1:36.254	1:36.439	0.185
8	35	LODGE	30.242	54	BURMAN	17.630	17	CARNE	25.364	20	MARKLUN	22.998	8	25	BROUWERS	1:36.256	1:36.390	0.134
9	25	BROUWER	30.266	20	MARKLUN	17.633	44	BEST	25.597	25	BROUWER	23.030	9	15	McMANUS	1:36.454	1:36.849	0.395
10	15	McMANUS	30.287	52	BOERBOO	17.647	34	DELVES	25.648	52	BOERBOO	23.036	10	23	LLEWELLYN	1:36.644	1:36.763	0.119
11	23	LLEWELL	30.293	44	BEST	17.654	79	STACEY	25.661	23	LLEWELL	23.146	11	44	BEST	1:36.730	1:37.085	0.355
12	79	STACEY	30.313	17	CARNE	17.679	3	KERR	25.662	15	McMANUS	23.157	12	34	DELVES	1:36.928	1:36.997	0.069
13	30	COOK	30.504	12	RENDELL	17.680	23	LLEWELL	25.719	34	DELVES	23.235	13	52	BOERBOOM	1:37.251	1:37.767	0.516
14	2	STRUDWI	30.515	3	KERR	17.768	19	RODRIGU	25.778	44	BEST	23.254	14	3	KERR	1:37.444	1:37.774	0.330
15	19	RODRIGU	30.549	15	McMANUS	17.788	30	COOK	25.795	30	COOK	23.304	15	20	MARKLUND	1:37.498	1:37.720	0.222
16	73	HOPKINS	30.591	34	DELVES	17.819	99	CAMPBEL	25.814	19	RODRIGU	23.348	16	30	COOK	1:37.554	1:37.679	0.125
17	3	KERR	30.607	25	BROUWER	17.876	55	SCOTT	25.848	54	BURMAN	23.361	17	19	RODRIGUEZ	1:37.557	1:37.732	0.175
18	55	SCOTT	30.628	19	RODRIGU	17.882	52	BOERBOO	25.922	3	KERR	23.407	18	54	BURMAN	1:37.873	1:37.996	0.123
19	52	BOERBOO	30.646	30	COOK	17.951	73	HOPKINS	25.983	2	STRUDWI	23.418	19	27	HODGE	1:37.960	1:37.963	0.003
20	54	BURMAN	30.647	2	STRUDWI	17.990	20	MARKLUN	26.047	99	CAMPBEL	23.445	20	2	STRUDWICK	1:37.974	1:38.269	0.295
21	27	HODGE	30.802	56	ATKINS	18.095	2	STRUDWI	26.051	27	HODGE	23.461	21	55	SCOTT	1:38.293	1:38.404	0.111
22	20	MARKLUN	30.820	89	MORETON	18.175	27	HODGE	26.123	56	ATKINS	23.561	22	99	CAMPBELL	1:38.354	1:38.768	0.414
23	99	CAMPBEL	30.837	55	SCOTT	18.177	54	BURMAN	26.235	73	HOPKINS	23.586	23	73	HOPKINS	1:38.358	1:38.369	0.011
24	56	ATKINS	30.868	73	HOPKINS	18.198	16	COURTNE	26.266	55	SCOTT	23.640	24	56	ATKINS	1:38.905	1:39.105	0.200
25	72	HORSMAN	31.007	99	CAMPBEL	18.258	56	ATKINS	26.381	89	MORETON	23.670	25	72	HORSMAN	1:39.433	1:39.535	0.102
26	45	SWANN	31.023	95	TURNER	18.268	24	FABER	26.406	72	HORSMAN	23.704	26	16	COURTNEY	1:39.645	1:39.827	0.182
27	95	TURNER	31.165	72	HORSMAN	18.310	72	HORSMAN	26.412	24	FABER	23.704	27	89	MORETON	1:39.753	1:39.753	0.000
28	16	COURTNE	31.178	24	FABER	18.447	89	MORETON	26.521	16	COURTNE	23.743	28	95	TURNER	1:39.797	1:40.339	0.542
29	24	FABER	31.256	16	COURTNE	18.458	45	SWANN	26.522	95	TURNER	23.745	29	24	FABER	1:39.813	1:40.222	0.409
30	89	MORETON	31.387	45	SWANN	18.494	95	TURNER	26.619	45	SWANN	24.005	30	45	SWANN	1:40.044	1:40.186	0.142
31	13	CLARK	31.934	13	CLARK	18.678	48	POTTER	27.423	13	CLARK	24.224	31	13	CLARK	1:42.270	1:42.581	0.311
32	48	POTTER	32.351	48	POTTER	18.759	13	CLARK	27.434	48	POTTER	24.466	32	48	POTTER	1:42.999	1:43.413	0.414

PERFECT LAP 1:33.495

Weather / Track : Sunny / Dry

Brands Hatch GP

Circuit Length = 2.4332 miles

Start: 16:11 Flag 16:41 End: 16:43

Results can be found at www.tsl-timing.com

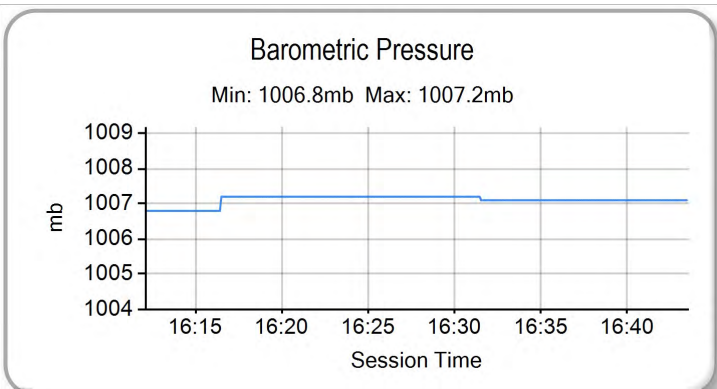
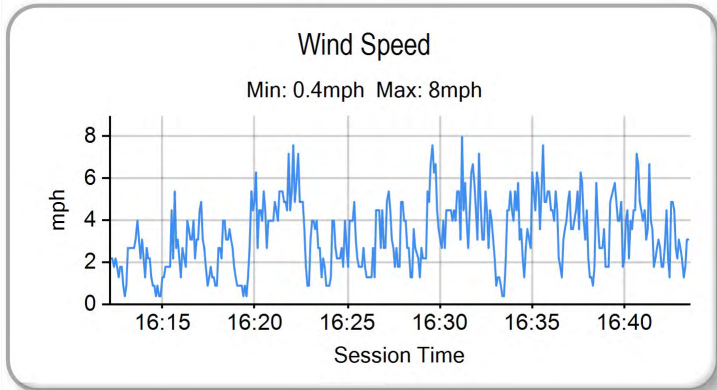
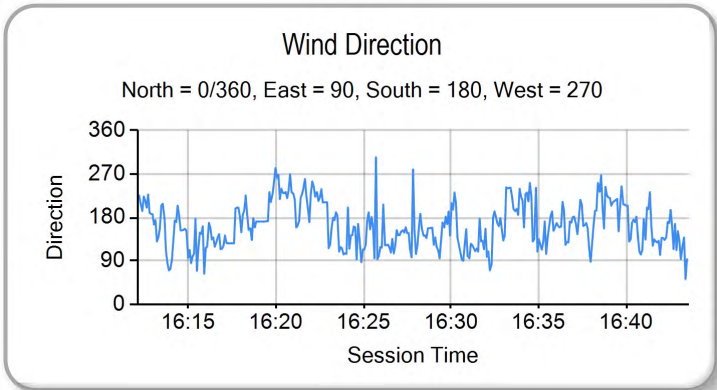
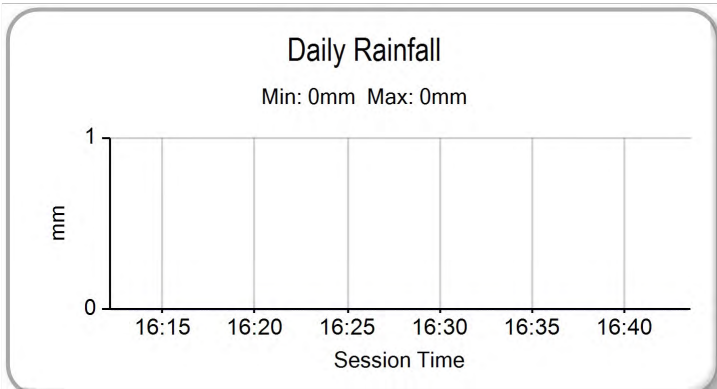
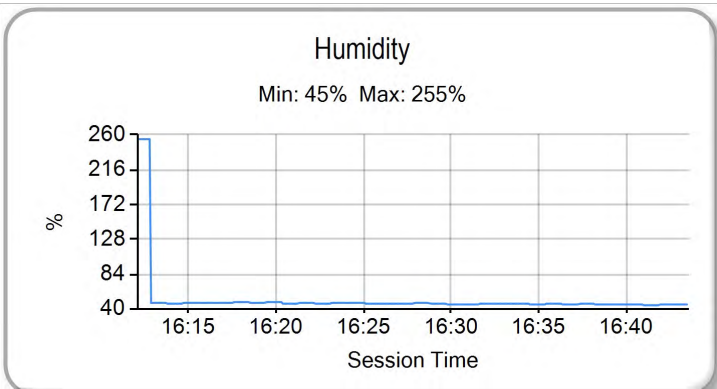
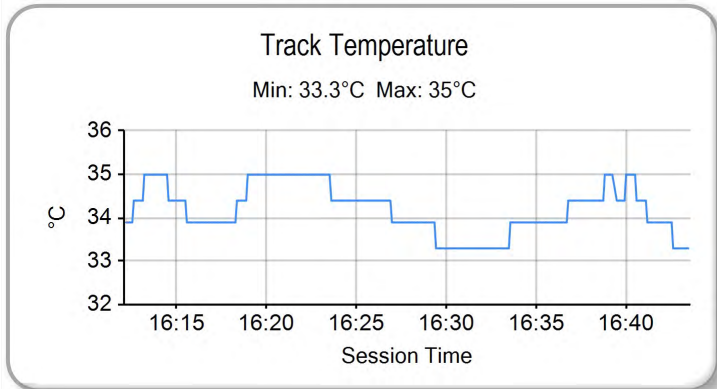
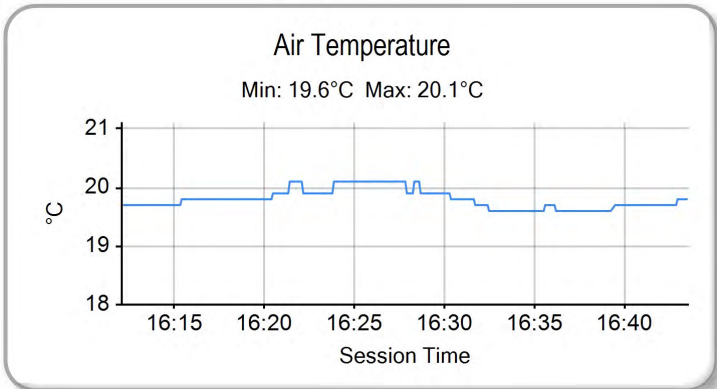
Printed - 16:45 Friday, 21 July 2017

MCRCB BULLETIN TK055

2017 MCE British Superbike Championship - Round 6

2017 HEL Performance British Motostar Championship

FREE PRACTICE 2 - WEATHER CONDITIONS



Weather / Track : Sunny / Dry

Brands Hatch GP
Circuit Length = 2.4332 miles
Start: 16:11 Flag 16:41 End: 16:43

Results can be found at www.tsl-timing.com

Printed - 16:46 Friday, 21 July 2017

QUALIFYING - CLASSIFICATION



POS	NO	CL	PIC NAME	ENTRY	TIME	ON	LAPS	GAP	DIFF	MPH
1	69		1 Tom BOOTH-AMOS	KTM - City Lifting RS Racing	1:36.758	6	7			90.53
2	64		2 Asher DURHAM	Mahindra - Microlise Cresswell Racing	1:38.552	5	5	1.794	1.794	88.88
3	34		3 Liam DELVES	DR-Moto - Stauff Connect Academy / Dr-Moto	1:39.404	10	10	2.646	0.852	88.12
4	35		4 Elliot LODGE	FTR - Spike Racing / SP125	1:39.415	8	8	2.657	0.011	88.11
5	25		5 Mike BROUWERS	KTM - TEC7-Joma / Brouwersracingteam	1:39.470	14	14	2.712	0.055	88.06
6	23		6 Sam LLEWELLYN	KTM - SymCircus Motorsport	1:39.760	11	11	3.002	0.290	87.80
7	2	S	1 Thomas STRUDWICK	Honda NSF - Case Moto Rapido Moto3	1:40.510	17	17	3.752	0.750	87.15
8	3		7 Richard KERR	KTM - North West Racing	1:40.783	13	15	4.025	0.273	86.91
9	30	S	2 Max COOK	Honda NSF - Wilson Racing	1:40.789	10	10	4.031	0.006	86.91
10	52		8 Jorel BOERBOOM	Kalex KTM - Fireplace Warehouse	1:41.000	14	14	4.242	0.211	86.73
11	19	S	3 Victor RODRIGUEZ	Honda NSF - GA Competition	1:41.015	14	15	4.257	0.015	86.71
12	47		9 Jake ARCHER	KTM - City Lifting RS Racing	1:41.046	6	7	4.288	0.031	86.69
13	15		10 Eugene McMANUS	KTM - RS Racing / E15 Racing	1:41.054	6	7	4.296	0.008	86.68
14	44		11 Edmund BEST	KTM - SymCircus Motorsport	1:41.083	10	11	4.325	0.029	86.65
15	20		12 Joel MARKLUND	KTM - Marklund Solutions / SP125	1:41.525	8	8	4.767	0.442	86.28
16	55	S	4 Jack SCOTT	Honda NSF - J J Racing	1:41.648	13	14	4.890	0.123	86.17
17	56	S	5 Charlie ATKINS	Honda NSF - Wilson Racing	1:41.649	13	13	4.891	0.001	86.17
18	17		13 Tom CARNE	Tigcraft - Neatafan / Tigcraft Racing	1:42.012	12	12	5.254	0.363	85.87
19	72	S	6 Cameron HORSMAN	Honda NSF - Nova / FAB Racing	1:42.136	12	12	5.378	0.124	85.76
20	27		14 Josh HODGE	KTM - Team HPR	1:42.405	11	11	5.647	0.269	85.54
21	24	S	7 Shane FABER	Honda NSF - SymCircus Motorsport / Shane Faber Racing	1:42.647	13	14	5.889	0.242	85.33
22	79		15 Storm STACEY	Kalex - FPW Racing	1:42.703	13	13	5.945	0.056	85.29
23	54		16 Sam BURMAN	KTM - TeamWNT / Burman Racing	1:43.404	9	10	6.646	0.701	84.71
24	73	S	8 Luke HOPKINS	Honda NSF - HM	1:43.633	14	16	6.875	0.229	84.52
25	45	S	9 Scott SWANN	Honda NSF - Swann Racing	1:43.872	13	13	7.114	0.239	84.33
26	89	S	10 T. Fox MORETON	Honda NSF - Banks Racing / Moto Engineering	1:44.581	16	17	7.823	0.709	83.76
27	95	S	11 Ross TURNER	Honda NSF - RedRat Racing	1:44.756	8	13	7.998	0.175	83.62

QUALIFYING LAPTIME (110.0% of 1:36.758) = 1:46.433

28	48	S	12 Ewan POTTER	Honda NSF -	1:46.473	8	11	9.715	1.717	82.27
29	13	S	13 Jacob CLARK	Honda NSF - Wilson Racing	1:47.219	13	13	10.461	0.746	81.70
30	16	S	14 Connall COURTNEY	Honda NSF - Mototech CCR	1:50.632	5	7	13.874	3.413	79.18
31	12		17 Edward RENDELL	KTM - Banks Racing			2			

Weather / Track : Bright / Dry

These results are provisional until the conclusion of any judicial and technical matters.

Brands Hatch GP

Circuit Length = 2.4332 miles

Start: 09:00 Flag 09:30 End: 09:32

Race Director :	Stewards :	Timekeeper :
-----------------	------------	--------------

Results can be found at www.britishsuperbike.com

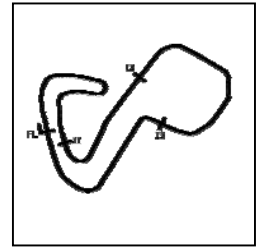
Printed - 09:33 Saturday, 22 July 2017

MCRCB BULLETIN TK074

2017 MCE British Superbike Championship - Round 6

2017 HEL Performance British Motostar Championship

QUALIFYING - SECTOR ANALYSIS



SECTOR 1 = FL to I1, SECTOR 2 = I1 to I2 SECTOR 3 = I2 to I3, SECTOR 4 = I3 to FL, DIFF = Difference To Personal Best Lap, P = Crossed Finish Line in Pit Lane, D = Time Disallowed

P1 69		Tom BOOTH-AMOS				KTM - City Lifting RS Racing						
IDEAL LAP TIME : 1:36.541		BEST LAP TIME : 1:36.758				DIFFERENCE : 0.217						
LAP	SECTOR 1	SECTOR 2		SECTOR 3		SECTOR 4		LAP TIME	MPH	DIFF	TIME OF DAY	
1 -	OUTLAP	78.1	20.765	96.0	33.191	71.3	26.592	113.5	2:00.199	72.87	23.441	09:20:41.985
2 -	33.720	98.1	18.090	126.1	29.410	77.8	24.250	124.7	1:45.470	83.05	8.712	09:22:27.455
3 -	31.301	100.4	17.543	127.8	28.101	88.8	23.449	124.2	1:40.394	87.25	3.636	09:24:07.849
4 -	31.384	94.3	17.484	127.3	27.973	88.6	23.181	125.9	1:40.022	87.57	3.264	09:25:47.871
5 -	30.366	104.3	17.682	127.5	27.230	92.3	23.122	125.2	1:38.400 (3)	89.02	1.642	09:27:26.271
6 -	30.051	104.8	17.178	127.5	26.680	92.4	22.849	126.8	1:36.758 (1)	90.53		09:29:03.029
7 -	30.222	105.6	17.057	127.8	26.584	86.9	23.239	125.9	1:37.102 (2)	90.21	0.344	09:30:40.131

P2 64		Asher DURHAM				Mahindra - Microlise Cresswell Racing						
IDEAL LAP TIME : 1:38.552		BEST LAP TIME : 1:38.552				DIFFERENCE : 0.000						
LAP	SECTOR 1	SECTOR 2		SECTOR 3		SECTOR 4		LAP TIME	MPH	DIFF	TIME OF DAY	
1 -	OUTLAP	80.5	18.997	112.5	29.300	74.0	24.466	124.5	1:49.212	80.20	10.660	09:24:11.889
2 -	32.448	97.8	18.194	124.7	28.459	75.0	24.141	124.7	1:43.242	84.84	4.690	09:25:55.131
3 -	31.628	100.9	17.973	125.2	27.923	75.4	23.833	124.2	1:41.357 (3)	86.42	2.805	09:27:36.488
4 -	31.220	102.6	17.740	125.6	27.309	80.9	23.634	125.2	1:39.903 (2)	87.68	1.351	09:29:16.391
5 -	30.960	102.9	17.624	126.6	26.738	79.9	23.230	125.2	1:38.552 (1)	88.88		09:30:54.943

P3 34		Liam DELVES				DR-Moto - Stauff Connect Academy / Dr-Moto						
IDEAL LAP TIME : 1:39.369		BEST LAP TIME : 1:39.404				DIFFERENCE : 0.035						
LAP	SECTOR 1	SECTOR 2		SECTOR 3		SECTOR 4		LAP TIME	MPH	DIFF	TIME OF DAY	
1 -	OUTLAP	74.2	22.223	92.3	37.112	57.9	IN PIT	14:12.136 P	10.27	12:32.732	09:15:41.540	
2 -	OUTLAP	91.6	19.621	109.2	31.671	70.3	26.571	121.3	1:55.558	75.80	16.154	09:17:37.098
3 -	33.511	94.9	19.015	118.9	30.014	76.0	25.281	122.2	1:47.821	81.24	8.417	09:19:24.919
4 -	32.349	99.4	18.448	121.1	29.720	78.5	24.739	123.1	1:45.256	83.22	5.852	09:21:10.175
5 -	32.331	98.1	18.792	121.3	29.063	78.9	24.534	123.1	1:44.720	83.65	5.316	09:22:54.895
6 -	31.576	101.9	18.078	126.6	27.938	79.0	24.122	123.1	1:41.714	86.12	2.310	09:24:36.609
7 -	31.304	101.0	18.115	127.0	27.176	84.0	23.864	123.8	1:40.459 (3)	87.19	1.055	09:26:17.068
8 -	31.193	98.8	18.153	125.4	27.877	81.2	24.398	124.2	1:41.621	86.20	2.217	09:27:58.689
9 -	30.983	101.5	17.898	126.1	27.009	82.7	23.833	124.0	1:39.723 (2)	87.84	0.319	09:29:38.412
10 -	30.984	101.9	17.932	125.9	26.874	87.0	23.614	123.1	1:39.404 (1)	88.12		09:31:17.816

P4 35		Elliot LODGE				FTR - Spike Racing / SP125						
IDEAL LAP TIME : 1:39.415		BEST LAP TIME : 1:39.415				DIFFERENCE : 0.000						
LAP	SECTOR 1	SECTOR 2		SECTOR 3		SECTOR 4		LAP TIME	MPH	DIFF	TIME OF DAY	
1 -	OUTLAP	84.5	19.952	105.8	33.481	61.9	IN PIT	2:55.755 P	49.84	1:16.340	09:19:21.875	
2 -	OUTLAP	88.8	19.186	115.5	31.562	67.8	25.914	120.6	1:55.528	75.82	16.113	09:21:17.403
3 -	34.891	97.9	18.465	116.5	30.304	75.2	25.075	122.2	1:48.735	80.56	9.320	09:23:06.138
4 -	33.623	100.3	17.977	123.3	29.101	76.6	24.484	123.5	1:45.185	83.28	5.770	09:24:51.323
5 -	33.140	99.7	17.932	122.9	28.640	79.8	24.179	123.8	1:43.891	84.31	4.476	09:26:35.214
6 -	31.746	100.9	18.135	124.5	28.096	80.5	23.904	123.8	1:41.881 (3)	85.98	2.466	09:28:17.095
7 -	31.322	103.0	17.652	125.9	27.490	84.3	24.003	123.3	1:40.467 (2)	87.19	1.052	09:29:57.562
8 -	31.232	102.9	17.536	126.6	27.145	83.7	23.502	124.0	1:39.415 (1)	88.11		09:31:36.977

P5 25		Mike BROUWERS				KTM - TEC7-Joma / Brouwersracingteam						
IDEAL LAP TIME : 1:39.470		BEST LAP TIME : 1:39.470				DIFFERENCE : 0.000						
LAP	SECTOR 1	SECTOR 2		SECTOR 3		SECTOR 4		LAP TIME	MPH	DIFF	TIME OF DAY	
1 -	OUTLAP	79.4	21.035	113.7	31.026	70.9	26.916	115.1	1:57.423	74.60	17.953	09:02:47.668
2 -	35.994	87.0	20.027	119.4	29.861	72.2	26.394	116.3	1:52.276	78.02	12.806	09:04:39.944
3 -	35.073	92.8	19.594	119.4	28.409	76.9	25.474	116.7	1:48.550	80.69	9.080	09:06:28.494
4 -	34.822	90.3	19.599	119.8	28.589	73.9	IN PIT	3:46.202 P	38.72	2:06.732	09:10:14.696	
5 -	OUTLAP	90.3	19.750	119.6	28.509	76.2	25.804	117.5	1:50.688	79.13	11.218	09:12:05.384
6 -	35.331	93.7	19.268	119.4	28.115	80.6	25.157	117.1	1:47.871	81.20	8.401	09:13:53.255
7 -	33.663	90.4	19.087	116.7	29.272	78.1	24.888	116.9	1:46.910	81.93	7.440	09:15:40.165
8 -	34.683	75.4	IN PIT	IN PIT	IN PIT	IN PIT	IN PIT	IN PIT	4:45.065 P	30.72	3:05.595	09:20:25.230
9 -	OUTLAP	83.8	19.793	117.9	30.169	73.7	25.756	117.5	1:52.192	78.07	12.722	09:22:17.422
10 -	33.410	96.5	18.716	119.8	28.254	79.0	24.894	117.9	1:45.274	83.20	5.804	09:24:02.696

Weather / Track : Bright / Dry

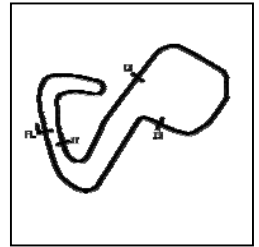
Brands Hatch GP
Circuit Length = 2.4332 miles
Start: 09:00 Flag 09:30 End: 09:32

MCRCB BULLETIN TK074

2017 MCE British Superbike Championship - Round 6

2017 HEL Performance British Motostar Championship

QUALIFYING - SECTOR ANALYSIS



SECTOR 1 = FL to I1, SECTOR 2 = I1 to I2 SECTOR 3 = I2 to I3, SECTOR 4 = I3 to FL, DIFF = Difference To Personal Best Lap, P = Crossed Finish Line in Pit Lane, D = Time Disallowed

11 -	32.728	97.2	18.551	120.2	27.605	82.0	24.418	118.9	1:43.302	84.79	3.832	09:25:45.998
12 -	32.003	98.3	18.235	123.3	27.173	84.6	23.805	120.0	1:41.216 (3)	86.54	1.746	09:27:27.214
13 -	31.355	99.1	18.142	120.6	26.816	87.4	23.788	119.1	1:40.101 (2)	87.51	0.631	09:29:07.315
14 -	31.282	99.1	18.090	121.3	26.411	85.3	23.687	121.5	1:39.470 (1)	88.06		09:30:46.785

P6 23		Sam LLEWELLYN				KTM - SymCirrus Motorsport						
IDEAL LAP TIME : 1:39.698		BEST LAP TIME : 1:39.760				DIFFERENCE : 0.062						
LAP	SECTOR 1	SECTOR 2		SECTOR 3		SECTOR 4		LAP TIME	MPH	DIFF	TIME OF DAY	
1 -	OUTLAP	74.3	20.577	108.2	31.824	64.2	IN PIT	2:18.861	P 63.08	39.101	09:04:05.897	
2 -	OUTLAP	82.8	20.772	102.7	30.872	66.1	25.442	123.5	1:56.863	74.95	17.103	09:06:02.760
3 -	34.314	89.8	18.936	117.9	29.479	73.6	24.672	123.5	1:47.401	81.56	7.641	09:07:50.161
4 -	33.143	96.8	18.420	126.3	28.858	70.7	25.064	124.2	1:45.485	83.04	5.725	09:09:35.646
5 -	35.129	88.1	22.901	81.9	32.807	64.0	IN PIT	9:39.666	P 15.11	7:59.906	09:19:15.312	
6 -	OUTLAP	84.8	19.328	108.9	30.691	71.4	25.506	122.0	1:54.134	76.75	14.374	09:21:09.446
7 -	32.866	97.5	18.270	124.0	28.010	77.9	24.133	123.3	1:43.279	84.81	3.519	09:22:52.725
8 -	32.077	98.5	18.102	124.2	28.211	76.3	24.399	123.3	1:42.789	85.22	3.029	09:24:35.514
9 -	31.591	101.9	17.984	127.8	27.236	80.5	23.685	125.6	1:40.496 (2)	87.16	0.736	09:26:16.010
10 -	31.561	100.7	18.012	125.9	28.123	77.4	24.435	124.2	1:42.131 (3)	85.77	2.371	09:27:58.141
11 -	31.290	101.5	17.744	127.8	26.979	79.7	23.747	124.7	1:39.760 (1)	87.80		09:29:37.901

P7 2 S		Thomas STRUDWICK				Honda NSF - Case Moto Rapido Moto3						
IDEAL LAP TIME : 1:40.510		BEST LAP TIME : 1:40.510				DIFFERENCE : 0.000						
LAP	SECTOR 1	SECTOR 2		SECTOR 3		SECTOR 4		LAP TIME	MPH	DIFF	TIME OF DAY	
1 -	OUTLAP	71.4	22.157	89.9	36.082	63.0	27.726	111.1	2:08.504	68.16	27.994	09:02:49.756
2 -	37.567	79.0	20.629	105.5	32.330	66.5	26.585	114.3	1:57.111	74.79	16.601	09:04:46.867
3 -	35.603	81.9	20.682	112.7	31.125	69.3	26.380	115.3	1:53.790	76.98	13.280	09:06:40.657
4 -	34.841	89.8	19.973	112.2	31.162	70.2	25.792	115.5	1:51.768	78.37	11.258	09:08:32.425
5 -	34.374	93.4	19.618	114.5	30.124	73.1	25.410	115.9	1:49.526	79.97	9.016	09:10:21.951
6 -	33.289	94.3	19.118	117.9	29.217	76.9	24.894	116.9	1:46.518	82.23	6.008	09:12:08.469
7 -	32.698	93.9	19.094	117.7	29.217	78.9	24.719	116.9	1:45.728	82.85	5.218	09:13:54.197
8 -	32.677	94.6	19.036	114.3	29.096	79.9	24.626	116.7	1:45.435	83.08	4.925	09:15:39.632
9 -	32.461	95.1	19.260	115.3	28.923	81.4	24.468	117.5	1:45.112	83.33	4.602	09:17:24.744
10 -	32.243	96.9	18.878	117.1	28.736	83.2	24.439	118.3	1:44.296	83.99	3.786	09:19:09.040
11 -	32.038	98.1	18.566	119.6	28.197	82.6	24.273	118.7	1:43.074	84.98	2.564	09:20:22.114
12 -	32.479	97.2	18.597	118.7	28.151	83.7	24.250	117.1	1:43.477	84.65	2.967	09:22:35.591
13 -	31.724	95.4	18.463	118.9	27.994	83.9	24.356	117.1	1:42.537	85.43	2.027	09:24:18.128
14 -	31.832	97.8	18.475	118.3	27.857	83.4	24.094	117.3	1:42.258	85.66	1.748	09:26:00.386
15 -	31.681	97.5	18.473	118.5	27.909	82.8	24.090	117.3	1:42.153 (3)	85.75	1.643	09:27:42.539
16 -	31.639	97.6	18.346	118.1	27.649	86.2	24.021	117.7	1:41.655 (2)	86.17	1.145	09:29:24.194
17 -	31.384	97.6	18.295	118.3	27.052	88.1	23.779	118.5	1:40.510 (1)	87.15		09:31:04.704

P8 3		Richard KERR				KTM - North West Racing						
IDEAL LAP TIME : 1:40.541		BEST LAP TIME : 1:40.783				DIFFERENCE : 0.242						
LAP	SECTOR 1	SECTOR 2		SECTOR 3		SECTOR 4		LAP TIME	MPH	DIFF	TIME OF DAY	
1 -	OUTLAP	73.1	20.262	117.3	30.094	72.5	25.639	120.9	1:54.672	76.39	13.889	09:01:59.782
2 -	34.139	98.6	18.661	124.9	28.429	76.0	25.369	120.6	1:46.598	82.17	5.815	09:03:46.380
3 -	33.475	100.6	18.430	125.2	27.901	77.3	24.812	122.9	1:44.618	83.73	3.835	09:05:30.998
4 -	32.854	100.9	18.471	124.5	29.634	74.9	25.468	121.1	1:46.427	82.30	5.644	09:07:17.425
5 -	33.106	99.5	18.640	124.9	28.112	79.9	24.831	120.9	1:44.689	83.67	3.906	09:09:02.114
6 -	33.404	99.5	18.504	126.8	28.928	80.2	25.071	122.0	1:45.907	82.71	5.124	09:10:48.021
7 -	33.037	98.9	18.578	124.9	27.984	81.5	24.735	121.3	1:44.334	83.95	3.551	09:12:32.355
8 -	32.829	101.2	18.383	124.9	27.708	83.6	24.694	120.6	1:43.614	84.54	2.831	09:14:15.969
9 -	37.181	82.8	20.007	110.9	30.580	69.1	IN PIT	5:47.536	P 25.20	4:06.753	09:20:03.505	
10 -	OUTLAP	94.1	18.808	118.3	29.310	76.4	24.769	122.9	1:50.042	79.60	9.259	09:21:53.547
11 -	32.853	100.3	18.243	125.6	27.986	84.0	24.261	122.6	1:43.343	84.76	2.560	09:23:36.890
12 -	31.869	102.1	18.025	127.0	27.303	83.9	24.269	123.3	1:41.466	86.33	0.683	09:25:18.356
13 -	31.671	103.8	17.788	127.0	27.351	83.3	23.973	123.8	1:40.783 (1)	86.91		09:26:59.139
14 -	31.697	102.7	17.972	126.1	27.571	84.0	24.144	123.3	1:41.384 (3)	86.40	0.601	09:28:40.523
15 -	31.505	102.6	17.870	127.3	27.512	80.9	23.945	123.8	1:40.832 (2)	86.87	0.049	09:30:21.355

Weather / Track : Bright / Dry

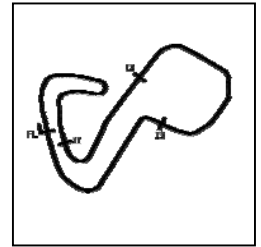
Brands Hatch GP
Circuit Length = 2.4332 miles
Start: 09:00 Flag 09:30 End: 09:32

MCRCB BULLETIN TK074

2017 MCE British Superbike Championship - Round 6

2017 HEL Performance British Motostar Championship

QUALIFYING - SECTOR ANALYSIS



SECTOR 1 = FL to I1, SECTOR 2 = I1 to I2 SECTOR 3 = I2 to I3, SECTOR 4 = I3 to FL, DIFF = Difference To Personal Best Lap, P = Crossed Finish Line in Pit Lane, D = Time Disallowed

P9 30 S		Max COOK						Honda NSF - Wilson Racing				
IDEAL LAP TIME : 1:40.789		BEST LAP TIME : 1:40.789						DIFFERENCE : 0.000				
LAP	SECTOR 1	SECTOR 2		SECTOR 3		SECTOR 4		LAP TIME	MPH	DIFF	TIME OF DAY	
1 -	OUTLAP	77.7	21.011	104.8	33.529	68.2	27.663	114.7	2:03.142	71.13	22.353	09:02:09.572
2 -	36.812	86.7	20.106	108.9	31.851	70.4	27.362	113.5	1:56.131	75.43	15.342	09:04:05.703
3 -	36.245	76.6					IN PIT		14:03.806	P 10.38	12:23.017	09:18:09.509
4 -	OUTLAP	86.4	19.919	112.4	30.971	71.4	26.167	116.5	1:55.643	75.74	14.854	09:20:05.152
5 -	34.329	94.3	19.153	116.7	29.774	77.0	25.231	117.3	1:48.487	80.74	7.698	09:21:53.639
6 -	33.357	95.4	18.780	120.0	28.948	75.8	24.642	119.1	1:45.727	82.85	4.938	09:23:39.366
7 -	32.605	98.6	18.432	121.1	28.389	80.1	24.405	119.4	1:43.831	84.36	3.042	09:25:23.197
8 -	32.135	99.1	18.219	121.7	28.035	83.0	24.074	121.1	1:42.463	(3) 85.49	1.674	09:27:05.660
9 -	31.996	98.6	18.506	119.6	27.876	86.2	24.057	119.6	1:42.435	(2) 85.51	1.646	09:28:48.095
10 -	31.452	99.5	18.106	121.7	27.543	86.5	23.688	120.0	1:40.789	(1) 86.91		09:30:28.884

P10 52		Jorel BOERBOOM						Kalex KTM - Fireplace Warehouse				
IDEAL LAP TIME : 1:41.000		BEST LAP TIME : 1:41.000						DIFFERENCE : 0.000				
LAP	SECTOR 1	SECTOR 2		SECTOR 3		SECTOR 4		LAP TIME	MPH	DIFF	TIME OF DAY	
1 -	OUTLAP	76.8	20.675	114.3	30.462	69.6	25.459	121.7	1:55.523	75.82	14.523	09:02:00.207
2 -	34.404	93.2	18.922	123.5	29.272	76.5	24.961	122.0	1:47.559	81.44	6.559	09:03:47.766
3 -	33.651	97.8	18.717	125.6	28.779	74.2	24.860	122.4	1:46.007	82.63	5.007	09:05:33.773
4 -	33.211	98.1	18.503	124.2	29.126	75.4	24.627	120.6	1:45.467	83.05	4.467	09:07:19.240
5 -	32.650	101.3	18.300	126.1	28.240	79.1	24.149	123.1	1:43.339	84.76	2.339	09:09:02.579
6 -	32.681	100.6	18.394	125.9	28.746	76.6	24.534	121.3	1:44.355	83.94	3.355	09:10:46.934
7 -	36.849	76.8					IN PIT		8:26.320	P 17.30	6:45.320	09:19:13.254
8 -	OUTLAP	79.2	20.350	104.8	31.692	71.6	25.120	122.4	1:58.011	74.22	17.011	09:21:11.265
9 -	33.379	98.1	18.486	122.2	29.538	77.4	24.305	123.3	1:45.708	82.86	4.708	09:22:56.973
10 -	32.361	101.5	18.386	125.6	28.649	78.6	24.024	123.5	1:43.420	84.70	2.420	09:24:40.393
11 -	32.218	100.4	18.123	125.4	28.248	82.1	24.050	123.1	1:42.639	85.34	1.639	09:26:23.032
12 -	31.990	100.9	18.095	125.9	27.820	82.5	23.972	123.8	1:41.877	(3) 85.98	0.877	09:28:04.909
13 -	31.754	102.7	17.839	126.6	27.627	80.5	24.023	123.8	1:41.243	(2) 86.52	0.243	09:29:46.152
14 -	31.741	102.9	17.804	127.5	27.536	83.9	23.919	123.3	1:41.000	(1) 86.73		09:31:27.152

P11 19 S		Victor RODRIGUEZ						Honda NSF - GA Competition				
IDEAL LAP TIME : 1:40.948		BEST LAP TIME : 1:41.015						DIFFERENCE : 0.067				
LAP	SECTOR 1	SECTOR 2		SECTOR 3		SECTOR 4		LAP TIME	MPH	DIFF	TIME OF DAY	
1 -	OUTLAP	85.1	21.999	107.8	33.672	71.3	27.515	110.9	2:02.975	71.23	21.960	09:02:09.227
2 -	36.626	85.9	20.876	108.0	31.695	70.3	28.920	114.9	1:58.117	74.16	17.102	09:04:07.344
3 -	34.684	89.3	19.632	115.7	29.403	79.2	24.906	116.9	1:48.625	80.64	7.610	09:05:55.969
4 -	32.854	98.2	18.786	116.1	28.483	82.4	24.487	117.5	1:44.610	83.73	3.595	09:07:40.579
5 -	32.728	98.1	18.542	114.9	28.153	83.7	24.486	117.7	1:43.909	84.30	2.894	09:09:24.488
6 -	32.201	99.4	18.345	115.3	27.984	85.0	24.413	117.7	1:42.943	85.09	1.928	09:11:07.431
7 -	32.293	99.7	18.671	116.1	28.052	83.9	24.443	117.9	1:43.459	84.66	2.444	09:12:50.890
8 -	34.691	90.9					IN PIT		6:45.589	P 21.59	5:04.574	09:19:36.479
9 -	OUTLAP	92.9	19.299	118.3	29.541	86.3	25.011	117.9	1:49.510	79.99	8.495	09:21:25.989
10 -	32.535	98.3	18.366	121.5	27.768	86.9	24.094	118.1	1:42.763	85.24	1.748	09:23:08.752
11 -	32.107	99.7	18.152	121.5	27.810	84.4	24.417	117.9	1:42.486	85.47	1.471	09:24:51.238
12 -	32.019	99.4	18.223	122.2	27.493	86.5	24.140	118.3	1:41.875	85.98	0.860	09:26:33.113
13 -	31.932	99.4	18.201	120.2	27.448	87.1	23.950	118.7	1:41.531	(3) 86.27	0.516	09:28:14.644
14 -	31.715	99.4	18.166	120.6	27.151	85.8	23.983	119.1	1:41.015	(1) 86.71		09:29:55.659
15 -	32.074	98.9	18.203	119.8	27.253	88.5	23.930	118.7	1:41.460	(2) 86.33	0.445	09:31:37.119

P12 47		Jake ARCHER						KTM - City Lifting RS Racing				
IDEAL LAP TIME : 1:40.761		BEST LAP TIME : 1:41.046						DIFFERENCE : 0.285				
LAP	SECTOR 1	SECTOR 2		SECTOR 3		SECTOR 4		LAP TIME	MPH	DIFF	TIME OF DAY	
1 -	OUTLAP	82.7	21.611	73.1	34.423	69.4	26.742	123.3	2:01.475	72.11	20.429	09:20:16.347
2 -	34.820	90.1	18.798	118.9	30.905	70.9	25.616	123.8	1:50.139	79.53	9.093	09:22:06.486
3 -	33.221	93.5	18.193	121.5	29.588	77.5	24.589	124.0	1:45.591	82.96	4.545	09:23:52.077
4 -	32.278	97.3	18.047	124.7	28.648	79.9	24.204	124.7	1:43.177	(3) 84.90	2.131	09:25:35.254
5 -	31.668	100.0	17.714	128.5	28.353	79.9	24.147	124.9	1:41.882	(2) 85.98	0.836	09:27:17.136
6 -	31.355	101.3	17.766	127.5	28.055	81.6	23.870	125.6	1:41.046	(1) 86.69		09:28:58.182

Weather / Track : Bright / Dry

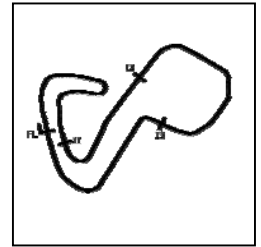
Brands Hatch GP
Circuit Length = 2.4332 miles
Start: 09:00 Flag 09:30 End: 09:32

MCRCB BULLETIN TK074

2017 MCE British Superbike Championship - Round 6

2017 HEL Performance British Motostar Championship

QUALIFYING - SECTOR ANALYSIS



SECTOR 1 = FL to I1, SECTOR 2 = I1 to I2, SECTOR 3 = I2 to I3, SECTOR 4 = I3 to FL, DIFF = Difference To Personal Best Lap, P = Crossed Finish Line in Pit Lane, D = Time Disallowed
 7 - 32.934 90.4 20.030 116.5 28.287 79.4 **23.637 126.6** 1:44.888 83.51 3.842 09:30:43.070

P13 15 Eugene McMANUS		KTM - RS Racing / E15 Racing										
IDEAL LAP TIME : 1:40.685		BEST LAP TIME : 1:41.054		DIFFERENCE : 0.369								
LAP	SECTOR 1	SECTOR 2		SECTOR 3		SECTOR 4		LAP TIME	MPH	DIFF	TIME OF DAY	
1 -	OUTLAP	92.8	19.065	114.7	31.303	76.8	29.039	122.9	1:55.411	75.90	14.357	09:20:15.218
2 -	34.046	97.6	18.708	126.8	29.198	80.3	24.821	124.5	1:46.773	82.04	5.719	09:22:01.991
3 -	35.893	82.7	18.904	127.0	28.683	81.4	27.361	123.5	1:50.841	79.03	9.787	09:23:52.832
4 -	31.936	102.4	17.891	129.3	28.587	81.7	24.296	124.9	1:42.710 (3)	85.28	1.656	09:25:35.542
5 -	32.263	100.9	17.927	128.8	27.642	83.2	24.032	126.6	1:41.864 (2)	85.99	0.810	09:27:17.406
6 -	32.076	102.2	17.708	130.8	27.535	86.7	23.735	127.3	1:41.054 (1)	86.68		09:28:58.460
7 -	32.578	92.3	19.314	117.1	27.427	88.0	23.614	125.4	1:42.933	85.10	1.879	09:30:41.393

P14 44 Edmund BEST		KTM - SymCircus Motorsport										
IDEAL LAP TIME : 1:41.083		BEST LAP TIME : 1:41.083		DIFFERENCE : 0.000								
LAP	SECTOR 1	SECTOR 2		SECTOR 3		SECTOR 4		LAP TIME	MPH	DIFF	TIME OF DAY	
1 -	OUTLAP	84.7	20.625	121.5	30.112	66.6	25.677	120.2	1:54.488	76.51	13.405	09:05:34.639
2 -	33.671	97.9	18.883	123.1	28.903	68.9	25.411	119.4	1:46.868	81.96	5.785	09:07:21.507
3 -	34.161	97.6	18.782	122.9	28.616	71.3	24.990	119.4	1:46.549	82.21	5.466	09:09:08.056
4 -	32.976	99.8	18.649	122.9	28.306	73.2	24.980	119.6	1:44.911	83.49	3.828	09:10:52.967
5 -	33.804	98.6	18.833	122.4	29.308	72.3	IN PIT		9:28.583 P	15.40	7:47.500	09:20:21.550
6 -	OUTLAP	96.2	18.953	117.1	29.683	77.8	24.875	119.6	1:48.474	80.75	7.391	09:22:10.024
7 -	32.352	100.4	18.489	121.7	28.367	78.3	24.476	119.4	1:43.684	84.48	2.601	09:23:53.708
8 -	31.785	100.9	18.100	123.8	27.709	80.9	24.375	123.5	1:41.969 (3)	85.90	0.886	09:25:35.677
9 -	31.760	101.0	17.991	123.3	27.741	78.9	24.154	122.6	1:41.646 (2)	86.17	0.563	09:27:17.323
10 -	31.663	101.2	17.977	122.9	27.518	80.2	23.925	122.2	1:41.083 (1)	86.65		09:28:58.406
11 -	32.515	99.4	18.135	121.1	27.697	79.7	23.963	121.5	1:42.310	85.62	1.227	09:30:40.716

P15 20 Joel MARKLUND		KTM - Marklund Solutions / SP125										
IDEAL LAP TIME : 1:41.516		BEST LAP TIME : 1:41.525		DIFFERENCE : 0.009								
LAP	SECTOR 1	SECTOR 2		SECTOR 3		SECTOR 4		LAP TIME	MPH	DIFF	TIME OF DAY	
1 -	OUTLAP	76.6	19.854	116.1	30.018	71.3	25.277	123.1	1:51.733	78.39	10.208	09:18:17.414
2 -	33.286	88.7	18.873	119.4	29.401	74.3	24.956	123.1	1:46.516	82.23	4.991	09:20:03.930
3 -	32.938	91.8	18.682	121.7	28.831	79.2	24.615	122.4	1:45.066	83.37	3.541	09:21:48.996
4 -	32.711	96.0	18.259	125.4	28.262	80.5	24.299	122.9	1:43.531	84.61	2.006	09:23:32.527
5 -	32.670	94.5	18.366	123.5	28.217	80.0	24.180	124.7	1:43.433	84.69	1.908	09:25:15.960
6 -	32.194	95.8	18.366	124.9	27.952	82.8	24.241	123.1	1:42.753 (3)	85.25	1.228	09:26:58.713
7 -	32.346	99.4	18.156	124.2	28.231	80.2	23.987	124.7	1:42.720 (2)	85.27	1.195	09:28:41.433
8 -	31.794	101.2	18.090	125.2	27.645	80.2	23.996	124.0	1:41.525 (1)	86.28		09:30:22.958

P16 55 S Jack SCOTT		Honda NSF - J J Racing										
IDEAL LAP TIME : 1:41.160		BEST LAP TIME : 1:41.648		DIFFERENCE : 0.488								
LAP	SECTOR 1	SECTOR 2		SECTOR 3		SECTOR 4		LAP TIME	MPH	DIFF	TIME OF DAY	
1 -	OUTLAP	81.7	21.521	96.1	34.554	65.0	28.199	109.6	2:04.798	70.19	23.150	09:02:10.617
2 -	37.297	83.5	20.429	109.4	32.444	65.2	27.203	112.0	1:57.373	74.63	15.725	09:04:07.990
3 -	36.258	87.0	20.072	113.3	30.492	70.9	25.978	113.1	1:52.800	77.65	11.152	09:06:00.790
4 -	34.349	92.8	19.558	114.7	29.735	72.8	25.892	114.3	1:49.534	79.97	7.886	09:07:50.324
5 -	34.077	90.4	19.491	114.5	29.272	74.8	25.364	113.9	1:48.204	80.95	6.556	09:09:38.528
6 -	33.659	94.2	19.353	115.7	29.177	75.3	25.245	116.7	1:47.434	81.53	5.786	09:11:25.962
7 -	33.451	94.3	19.242	116.5	29.316	72.3	IN PIT		7:04.655 P	20.62	5:23.007	09:18:30.617
8 -	OUTLAP	86.7	19.865	105.1	31.044	78.3	25.714	113.1	1:53.485	77.18	11.837	09:20:24.102
9 -	33.334	95.5	19.047	116.1	29.070	77.1	24.819	116.1	1:46.270	82.43	4.622	09:22:10.372
10 -	32.196	96.9	18.742	117.3	28.255	79.5	24.288	118.1	1:43.481	84.65	1.833	09:23:53.853
11 -	31.867	98.3	18.526	118.7	27.789	81.6	24.300	117.5	1:42.482	85.47	0.834	09:25:36.335
12 -	31.813	98.1	18.717	117.5	27.552	82.9	24.217	115.9	1:42.299 (3)	85.62	0.651	09:27:18.634
13 -	31.659	97.2	18.553	117.3	27.299	86.3	24.137	116.1	1:41.648 (1)	86.17		09:29:00.282
14 -	31.415	96.6	18.729	114.5	27.699	83.3	23.920	116.1	1:41.763 (2)	86.08	0.115	09:30:42.045

Weather / Track : Bright / Dry

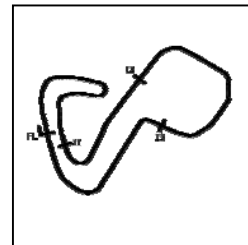
Brands Hatch GP
 Circuit Length = 2.4332 miles
 Start: 09:00 Flag 09:30 End: 09:32

MCRCB BULLETIN TK074

2017 MCE British Superbike Championship - Round 6

2017 HEL Performance British Motostar Championship

QUALIFYING - SECTOR ANALYSIS



SECTOR 1 = FL to I1, SECTOR 2 = I1 to I2 SECTOR 3 = I2 to I3, SECTOR 4 = I3 to FL, DIFF = Difference To Personal Best Lap, P = Crossed Finish Line in Pit Lane, D = Time Disallowed

P17 56 S		Charlie ATKINS				Honda NSF - Wilson Racing						
IDEAL LAP TIME : 1:41.649		BEST LAP TIME : 1:41.649				DIFFERENCE : 0.000						
LAP	SECTOR 1	SECTOR 2		SECTOR 3		SECTOR 4		LAP TIME	MPH	DIFF	TIME OF DAY	
1 -	OUTLAP	69.1	22.134	102.2	34.247	59.3	28.160	115.7	2:08.594	68.12	26.945	09:02:15.878
2 -	38.293	78.9	20.945	112.4	32.570	62.4	26.781	115.9	1:58.589	73.86	16.940	09:04:14.467
3 -	36.630	78.2					IN PIT		2:41.353	P 54.28	59.704	09:06:55.820
4 -	OUTLAP	78.9	20.892	111.2	32.212	60.4	26.719	115.3	2:01.326	72.20	19.677	09:08:57.146
5 -	35.540	84.2	20.070	116.9	31.156	67.5	25.930	117.1	1:52.696	77.72	11.047	09:10:49.842
6 -	34.877	86.1	20.052	117.5	29.808	68.7	IN PIT		6:56.499	P 21.03	5:14.850	09:17:46.341
7 -	OUTLAP	82.8	20.568	117.9	30.797	67.6	26.724	117.3	1:56.185	75.39	14.536	09:19:42.526
8 -	33.968	91.8	19.423	115.1	29.313	70.9	25.070	118.1	1:47.774	(3) 81.27	6.125	09:21:30.300
9 -	32.768	95.5	19.127	118.3	28.096	74.5	24.741	118.5	1:44.732	(2) 83.64	3.083	09:23:15.032
10 -	32.822	79.6	20.415	114.1	31.501	66.9	IN PIT		2:13.600	P 65.56	31.951	09:25:28.632
11 -	OUTLAP	93.9	19.040	118.5	27.964	75.8	24.539	117.7	1:45.443	83.07	3.794	09:27:14.075
12 -	37.679	97.3	18.801	119.1	27.777	76.4	24.283	120.0	1:48.540	80.70	6.891	09:29:02.615
13 -	32.112	98.2	18.598	118.5	27.027	78.7	23.912	120.0	1:41.649	(1) 86.17		09:30:44.264

P18 17		Tom CARNE				Tigcraft - Neatafan / Tigcraft Racing						
IDEAL LAP TIME : 1:41.966		BEST LAP TIME : 1:42.012				DIFFERENCE : 0.046						
LAP	SECTOR 1	SECTOR 2		SECTOR 3		SECTOR 4		LAP TIME	MPH	DIFF	TIME OF DAY	
1 -	OUTLAP	68.2	22.199	105.8	34.184	61.4	27.550	114.9	2:07.093	68.92	25.081	09:02:13.817
2 -	38.403	80.2	20.365	110.7	31.979	66.5	26.313	119.6	1:57.060	74.83	15.048	09:04:10.877
3 -	35.549	87.8	19.998	119.6	30.487	67.5	25.541	120.6	1:51.575	78.51	9.563	09:06:02.452
4 -	34.252	92.8	19.171	122.2	29.606	71.7	25.409	122.0	1:48.438	80.78	6.426	09:07:50.890
5 -	34.301	91.1	19.230	119.4	29.569	71.1	24.773	120.4	1:47.873	81.20	5.861	09:09:38.763
6 -	34.668	88.8	19.573	113.1	30.956	70.3	IN PIT		11:19.354	P 12.89	9:37.342	09:20:58.117
7 -	OUTLAP	90.6	19.070	120.0	30.403	69.7	25.625	120.2	1:50.761	79.08	8.749	09:22:48.878
8 -	33.451	89.9	18.856	120.2	29.478	72.7	24.965	120.9	1:46.750	82.05	4.738	09:24:35.628
9 -	32.644	96.0	18.474	123.1	28.503	76.5	24.529	121.3	1:44.150	84.10	2.138	09:26:19.778
10 -	32.478	98.5	18.433	123.5	28.493	77.3	24.397	122.0	1:43.801	(3) 84.39	1.789	09:28:03.579
11 -	32.184	99.2	18.239	123.5	28.036	79.7	24.196	124.2	1:42.655	(2) 85.33	0.643	09:29:46.234
12 -	32.212	99.5	18.042	122.9	28.054	80.8	23.704	123.1	1:42.012	(1) 85.87		09:31:28.246

P19 72 S		Cameron HORSMAN				Honda NSF - Nova / FAB Racing						
IDEAL LAP TIME : 1:42.106		BEST LAP TIME : 1:42.136				DIFFERENCE : 0.030						
LAP	SECTOR 1	SECTOR 2		SECTOR 3		SECTOR 4		LAP TIME	MPH	DIFF	TIME OF DAY	
1 -	OUTLAP	76.6	20.808	106.1	33.599	64.8	IN PIT		8:56.722	P 16.32	7:14.586	09:11:38.607
2 -	OUTLAP	83.1	20.429	114.9	31.583	66.5	26.647	114.5	1:56.102	75.44	13.966	09:13:34.709
3 -	34.951	91.5	19.507	116.5	30.417	72.9	26.106	113.9	1:50.981	78.93	8.845	09:15:25.690
4 -	34.126	94.3	19.228	116.7	30.374	73.0	25.780	114.5	1:49.508	79.99	7.372	09:17:15.198
5 -	33.934	94.3	19.197	116.9	29.465	77.0	25.372	114.7	1:47.968	81.13	5.832	09:19:03.166
6 -	32.845	95.8	18.799	116.1	29.432	77.7	25.069	114.7	1:46.145	82.52	4.009	09:20:49.311
7 -	32.598	96.8	18.791	116.3	28.937	78.3	25.054	114.7	1:45.380	83.12	3.244	09:22:34.691
8 -	32.525	95.4	18.673	116.3	28.625	82.2	24.471	115.5	1:44.294	83.99	2.158	09:24:18.985
9 -	31.985	96.9	18.536	117.7	28.078	82.8	24.485	115.3	1:43.084	84.97	0.948	09:26:02.069
10 -	31.824	96.8	18.499	116.9	27.835	84.6	24.361	115.5	1:42.519	(3) 85.44	0.383	09:27:44.588
11 -	31.824	97.1	18.465	116.7	27.706	85.9	24.277	116.1	1:42.272	(2) 85.65	0.136	09:29:26.860
12 -	31.779	97.1	18.495	116.5	27.605	87.4	24.257	115.7	1:42.136	(1) 85.76		09:31:08.996

P20 27		Josh HODGE				KTM - Team HPR						
IDEAL LAP TIME : 1:42.362		BEST LAP TIME : 1:42.405				DIFFERENCE : 0.043						
LAP	SECTOR 1	SECTOR 2		SECTOR 3		SECTOR 4		LAP TIME	MPH	DIFF	TIME OF DAY	
1 -	OUTLAP	65.7	22.745	100.1	35.869	59.9	29.323	116.7	2:11.903	66.41	29.498	09:02:24.202
2 -	39.149	74.3	21.120	111.1	33.924	63.3	27.538	118.1	2:01.731	71.96	19.326	09:04:25.933
3 -	37.437	79.7	20.215	115.3	31.460	67.1	27.209	119.1	1:56.321	75.30	13.916	09:06:22.254
4 -	36.058	83.4	19.810	115.1	31.951	69.0	IN PIT		12:17.814	P 11.87	10:35.409	09:18:40.068
5 -	OUTLAP	86.2	19.557	119.6	29.923	75.3	25.689	119.8	1:53.976	76.85	11.571	09:20:34.044
6 -	34.171	90.8	18.961	119.6	29.387	78.1	25.383	120.6	1:47.902	81.18	5.497	09:22:21.946
7 -	36.972	80.6	18.901	122.2	28.672	76.6	24.921	120.9	1:49.466	80.02	7.061	09:24:11.412
8 -	33.356	92.6	18.211	122.6	28.446	78.9	24.319	122.4	1:44.332	83.96	1.927	09:25:55.744

Weather / Track : Bright / Dry

Brands Hatch GP

Circuit Length = 2.4332 miles

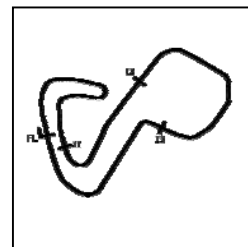
Start: 09:00 Flag 09:30 End: 09:32

MCRCB BULLETIN TK074

2017 MCE British Superbike Championship - Round 6

2017 HEL Performance British Motostar Championship

QUALIFYING - SECTOR ANALYSIS



SECTOR 1 = FL to I1, SECTOR 2 = I1 to I2, SECTOR 3 = I2 to I3, SECTOR 4 = I3 to FL, DIFF = Difference To Personal Best Lap, P = Crossed Finish Line in Pit Lane, D = Time Disallowed

9 -	32.112	95.8	18.226	123.1	28.109	81.1	24.400	121.3	1:42.847	(3)	85.17	0.442	09:27:38.591
10 -	32.155	96.8	18.104	122.9	28.153	82.2	24.375	122.0	1:42.787	(2)	85.22	0.382	09:29:21.378
11 -	32.022	97.6	18.147	122.6	28.012	82.1	24.224	121.5	1:42.405	(1)	85.54		09:31:03.783

P21		24 S		Shane FABER				Honda NSF - SymCirrus Motorsport / Shane Faber Racing						
IDEAL LAP TIME : 1:42.343		BEST LAP TIME : 1:42.647				DIFFERENCE : 0.304								
LAP	SECTOR 1	SECTOR 2		SECTOR 3		SECTOR 4		LAP TIME	MPH	DIFF	TIME OF DAY			
1 -	OUTLAP	71.9	22.273	104.8	33.101	62.5	28.006	114.3	2:05.788	69.63	23.141	09:02:19.003		
2 -		37.160	84.3	20.695	114.7	32.045	63.7	27.287	115.9	1:57.187	14.540	09:04:16.190		
3 -		35.919	84.4	21.622	114.3	30.354	67.8	26.764	115.7	1:54.659	12.012	09:06:10.849		
4 -		35.706	87.6	20.167	116.7	30.233	68.6	26.370	115.9	1:52.476	9.829	09:08:03.325		
5 -		35.312	90.1	19.866	116.7	29.886	73.2	25.949	116.5	1:51.013	8.366	09:09:54.338		
6 -		34.830	91.4	19.808	116.5	29.685	72.3	25.961	114.7	1:50.284	7.637	09:11:44.622		
7 -		34.193	92.9	19.530	116.3	29.628	73.5	25.733	114.1	1:49.084	6.437	09:13:33.706		
8 -		34.056	93.5	19.424	115.9	29.343	74.3	25.518	113.9	1:48.341	5.694	09:15:22.047		
9 -		36.174	71.3	21.997	90.5	31.674	70.1	IN PIT	6:29.087	P	22.51	4:46.440	09:21:51.134	
10 -	OUTLAP	88.8	19.441	115.7	28.783	79.7	24.785	116.1	1:47.412	81.55	4.765	09:23:38.546		
11 -		32.494	96.4	18.775	116.9	28.223	80.5	24.511	116.7	1:44.003	(3)	84.22	1.356	09:25:22.549
12 -		32.126	95.8	18.748	117.7	27.871	81.8	24.255	116.9	1:43.000	(2)	85.04	0.353	09:27:05.549
13 -		31.953	96.0	18.738	116.1	28.057	82.3	23.899	120.2	1:42.647	(1)	85.33		09:28:48.196
14 -		31.835	97.3	21.020	114.5	27.899	81.4	24.732	116.5	1:45.486	83.04	2.839	09:30:33.682	

P22		79		Storm STACEY				Kalex - FPW Racing						
IDEAL LAP TIME : 1:42.703		BEST LAP TIME : 1:42.703				DIFFERENCE : 0.000								
LAP	SECTOR 1	SECTOR 2		SECTOR 3		SECTOR 4		LAP TIME	MPH	DIFF	TIME OF DAY			
1 -	OUTLAP	65.4				IN PIT		2:33.163	P	57.19	50.460	09:02:37.456		
2 -	OUTLAP	86.9	19.635	126.6	29.615	71.9	25.609	123.8	1:51.877	78.29	9.174	09:04:29.333		
3 -		33.971	87.1	19.292	127.5	28.837	77.0	24.695	124.7	1:46.795	82.02	4.092	09:06:16.128	
4 -		33.465	100.3	18.656	128.3	29.088	72.3	25.056	123.8	1:46.265	82.43	3.562	09:08:02.393	
5 -		32.866	100.9	18.537	128.5	28.445	81.3	24.499	124.7	1:44.347	(3)	83.94	1.644	09:09:46.740
6 -		34.590	91.1	19.370	120.2	29.415	73.4	IN PIT	3:11.119	P	45.83	1:28.416	09:12:57.859	
7 -	OUTLAP	97.6	18.761	128.0	28.714	76.0	24.565	124.2	1:46.564	82.20	3.861	09:14:44.423		
8 -		32.938	96.6	18.529	128.5	28.462	77.3	24.466	123.3	1:44.395	83.91	1.692	09:16:28.818	
9 -		33.937	91.4	19.269	126.1	28.421	77.5	24.219	124.5	1:45.846	82.76	3.143	09:18:14.664	
10 -		33.059	97.6	18.440	128.3	28.177	78.2	24.302	125.6	1:43.978	(2)	84.24	1.275	09:19:58.642
11 -		34.621	94.7	19.839	117.1	29.310	76.6	IN PIT	3:41.348	P	39.57	1:58.645	09:23:39.990	
12 -	OUTLAP	98.2	18.453	128.8	28.017	78.9	24.107	124.9	1:45.384	83.12	2.681	09:25:25.374		
13 -		32.450	97.5	18.244	128.8	27.971	79.2	24.038	124.9	1:42.703	(1)	85.29		09:27:08.077

P23		54		Sam BURMAN				KTM - TeamWNT / Burman Racing						
IDEAL LAP TIME : 1:43.404		BEST LAP TIME : 1:43.404				DIFFERENCE : 0.000								
LAP	SECTOR 1	SECTOR 2		SECTOR 3		SECTOR 4		LAP TIME	MPH	DIFF	TIME OF DAY			
1 -	OUTLAP	85.1	20.465	113.9	32.937	68.3	26.475	120.9	2:01.500	72.09	18.096	09:10:05.047		
2 -		35.045	93.0	19.305	119.4	30.809	70.9	25.803	119.8	1:50.962	78.94	7.558	09:11:56.009	
3 -		34.971	93.2	19.288	118.5	31.183	71.1	IN PIT	6:01.943	P	24.20	4:18.539	09:17:57.952	
4 -	OUTLAP	84.7	20.025	116.3	31.050	72.9	25.527	122.0	1:57.216	74.73	13.812	09:19:55.168		
5 -		34.301	96.4	18.893	120.9	29.525	78.3	25.003	122.2	1:47.722	81.31	4.318	09:21:42.890	
6 -		33.626	96.1	18.845	120.4	29.400	78.1	24.929	122.0	1:46.800	82.02	3.396	09:23:29.690	
7 -		33.447	95.4	18.768	122.2	29.164	78.8	24.749	122.4	1:46.128	82.54	2.724	09:25:15.818	
8 -		33.161	98.5	18.500	123.8	28.984	78.6	24.376	124.2	1:45.021	(2)	83.41	1.617	09:27:00.839
9 -		32.453	100.9	18.120	124.5	28.557	82.9	24.274	124.0	1:43.404	(1)	84.71		09:28:44.243
10 -		33.054	94.5	18.604	121.5	29.508	73.9	24.663	121.7	1:45.829	(3)	82.77	2.425	09:30:30.072

P24		73 S		Luke HOPKINS				Honda NSF - HM					
IDEAL LAP TIME : 1:43.529		BEST LAP TIME : 1:43.633				DIFFERENCE : 0.104							
LAP	SECTOR 1	SECTOR 2		SECTOR 3		SECTOR 4		LAP TIME	MPH	DIFF	TIME OF DAY		
1 -	OUTLAP	63.7	22.259	101.2	32.744	60.7	27.832	113.1	2:04.423	70.40	20.790	09:02:19.147	
2 -		35.764	83.9	20.816	110.9	31.123	65.8	26.159	110.9	1:53.862	76.93	10.229	09:04:13.009
3 -		34.483	89.7	19.670	115.1	30.277	66.8	25.910	113.9	1:50.340	79.38	6.707	09:06:03.349
4 -		34.091	87.6	19.560	115.3	29.153	69.7	25.834	113.1	1:48.638	80.63	5.005	09:07:51.987

Weather / Track : Bright / Dry

Brands Hatch GP

Circuit Length = 2.4332 miles

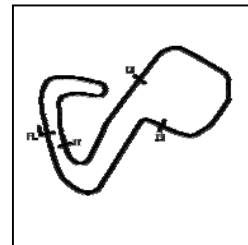
Start: 09:00 Flag 09:30 End: 09:32

MCRCB BULLETIN TK074

2017 MCE British Superbike Championship - Round 6

2017 HEL Performance British Motostar Championship

QUALIFYING - SECTOR ANALYSIS



SECTOR 1 = FL to I1, SECTOR 2 = I1 to I2 SECTOR 3 = I2 to I3, SECTOR 4 = I3 to FL, DIFF = Difference To Personal Best Lap, P = Crossed Finish Line in Pit Lane, D = Time Disallowed

5 -	33.417	90.1	19.441	116.3	29.306	69.0	25.531	113.9	1:47.695	81.33	4.062	09:09:39.682	
6 -	33.313	91.5	19.512	115.7	28.886	72.9	25.232	114.9	1:46.943	81.91	3.310	09:11:26.625	
7 -	33.172	94.1	19.200	116.5	29.291	71.0	25.801	112.7	1:47.464	81.51	3.831	09:13:14.089	
8 -	32.839	94.7	19.473	117.3	28.677	75.8	25.310	113.5	1:46.299	82.40	2.666	09:15:00.388	
9 -	33.022	95.7	19.249	114.5	28.657	78.0	25.376	112.0	1:46.304	82.40	2.671	09:16:46.692	
10 -	32.948	93.4	19.608	114.1	29.197	71.4	IN PIT		4:02.386	P	36.14	2:18.753	09:20:49.078
11 -	OUTLAP	88.7	19.910	112.4	29.623	70.7	25.916	111.2	1:55.488	75.85	11.855	09:22:44.566	
12 -	33.138	95.8	19.378	113.5	28.447	78.3	25.067	112.0	1:46.030	82.61	2.397	09:24:30.596	
13 -	32.722	95.1	19.390	115.5	28.217	79.8	25.044	112.7	1:45.373	83.13	1.740	09:26:15.969	
14 -	32.368	95.5	19.101	115.3	27.837	79.8	24.327	114.3	1:43.633 (1)	84.52		09:27:59.602	
15 -	32.309	95.0	19.298	114.3	28.205	78.9	24.778	113.3	1:44.590	(3)	83.75	0.957	09:29:44.192
16 -	32.492	95.5	19.056	114.9	28.311	81.1	24.489	113.1	1:44.348	(2)	83.94	0.715	09:31:28.540

P25	45 S	Scott SWANN					Honda NSF - Swann Racing					
IDEAL LAP TIME : 1:43.872		BEST LAP TIME : 1:43.872		DIFFERENCE : 0.000								

LAP	SECTOR 1	SECTOR 2	SECTOR 3	SECTOR 4	LAP TIME	MPH	DIFF	TIME OF DAY					
1 -	OUTLAP	74.5	21.560	100.7	34.211	62.9	27.757	111.1	2:04.684	70.25	20.812	09:02:10.520	
2 -	36.739	87.2	20.199	108.7	31.686	68.1	27.416	110.5	1:56.040	75.48	12.168	09:04:06.560	
3 -	35.688	81.6	20.045	114.1	30.301	73.0	26.000	113.1	1:52.034	78.18	8.162	09:05:58.594	
4 -	34.625	90.0	19.727	114.7	30.238	70.8	26.081	112.0	1:50.671	79.15	6.799	09:07:49.265	
5 -	34.119	91.4	19.405	114.3	29.456	73.5	25.862	112.9	1:48.842	80.48	4.970	09:09:38.107	
6 -	33.515	92.9	19.371	115.1	29.305	72.9	25.604	112.7	1:47.795	81.26	3.923	09:11:25.902	
7 -	33.713	93.5	19.059	116.9	29.431	70.9	25.897	112.5	1:48.100	81.03	4.228	09:13:14.002	
8 -	33.124	94.1	19.158	115.5	28.698	77.8	25.274	113.9	1:46.254	82.44	2.382	09:15:00.256	
9 -	33.344	91.8	19.782	115.1	29.899	74.9	IN PIT		7:55.514	P	18.42	6:11.642	09:22:55.770
10 -	OUTLAP	91.1	19.326	108.9	29.486	77.9	25.727	112.4	1:52.288	78.01	8.416	09:24:48.058	
11 -	33.071	92.9	19.045	115.5	28.754	76.8	25.115	113.1	1:45.985	(3)	82.65	2.113	09:26:34.043
12 -	32.653	94.3	18.968	116.7	28.283	79.1	24.793	115.1	1:44.697	(2)	83.66	0.825	09:28:18.740
13 -	32.435	94.6	18.766	116.1	28.002	78.8	24.669	115.5	1:43.872 (1)	84.33		09:30:02.612	

P26	89 S	T. Fox MORETON					Honda NSF - Banks Racing / Moto Engineering					
IDEAL LAP TIME : 1:44.420		BEST LAP TIME : 1:44.581		DIFFERENCE : 0.161								

LAP	SECTOR 1	SECTOR 2	SECTOR 3	SECTOR 4	LAP TIME	MPH	DIFF	TIME OF DAY					
1 -	OUTLAP	70.4	22.244	112.7	33.888	59.1	27.903	115.5	2:07.132	68.90	22.551	09:02:15.951	
2 -	38.387	77.6	20.909	113.7	32.734	62.8	26.727	117.1	1:58.757	73.76	14.176	09:04:14.708	
3 -	36.695	80.4	20.962	119.8	31.251	65.1	26.613	116.1	1:55.521	75.82	10.940	09:06:10.229	
4 -	35.679	83.3	20.358	119.4	30.415	67.4	26.333	116.7	1:52.785	77.66	8.204	09:08:03.014	
5 -	35.164	86.0	19.721	119.6	30.201	71.9	25.921	116.7	1:51.007	78.91	6.426	09:09:54.021	
6 -	35.321	85.9	19.757	112.0	30.008	69.3	25.666	117.9	1:50.752	79.09	6.171	09:11:44.773	
7 -	34.458	86.5	19.825	119.8	29.507	70.1	25.491	117.9	1:49.281	80.15	4.700	09:13:34.054	
8 -	34.165	89.4	19.256	120.0	29.487	74.3	25.303	117.3	1:48.211	80.95	3.630	09:15:22.265	
9 -	34.411	88.8	19.388	120.0	28.805	77.6	25.331	117.1	1:47.935	81.15	3.354	09:17:10.200	
10 -	35.906	85.0	20.313	118.1	30.273	71.0	27.714	116.9	1:54.206	76.70	9.625	09:19:04.406	
11 -	34.280	90.9	19.319	119.8	28.760	78.5	25.198	117.3	1:47.557	81.44	2.976	09:20:51.963	
12 -	33.708	93.2	19.101	120.0	28.465	79.0	24.928	117.9	1:46.202	82.48	1.621	09:22:38.165	
13 -	33.312	92.4	19.045	119.6	28.451	80.0	25.039	117.1	1:45.847	82.75	1.266	09:24:24.012	
14 -	33.527	91.1	19.074	119.8	28.071	82.5	24.703	117.1	1:45.375	(3)	83.13	0.794	09:26:09.387
15 -	33.017	94.1	18.889	118.5	28.364	79.5	24.782	116.7	1:45.052	(2)	83.38	0.471	09:27:54.439
16 -	32.923	96.5	18.818	119.1	27.976	77.2	24.864	119.6	1:44.581 (1)	83.76		09:29:39.020	
17 -	34.434	80.4	20.740	111.2	31.378	79.2	25.052	114.7	1:51.604	78.49	7.023	09:31:30.624	

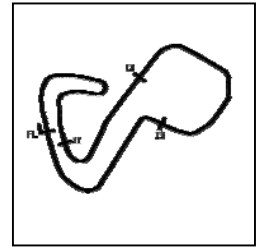
P27	95 S	Ross TURNER					Honda NSF - RedRat Racing					
IDEAL LAP TIME : 1:44.100		BEST LAP TIME : 1:44.756		DIFFERENCE : 0.656								

LAP	SECTOR 1	SECTOR 2	SECTOR 3	SECTOR 4	LAP TIME	MPH	DIFF	TIME OF DAY				
1 -	OUTLAP	70.2	21.114	115.5	32.259	60.5	27.460	115.9	2:03.109	71.15	18.353	09:02:10.449
2 -	36.319	82.1	20.081	107.3	31.921	67.7	26.978	117.1	1:55.299	75.97	10.543	09:04:05.748
3 -	36.052	86.2	20.270	119.1	29.923	72.7	25.899	116.1	1:52.144	78.11	7.388	09:05:57.892
4 -	34.777	91.6	19.321	118.1	29.745	75.4	25.829	116.3	1:49.672	79.87	4.916	09:07:47.564
5 -	34.321	92.1	19.401	117.5	29.005	76.5	25.194	116.5	1:47.921	81.16	3.165	09:09:35.485
6 -	33.935	94.2	19.296	117.9	28.770	78.1	25.176	116.3	1:47.177	81.73	2.421	09:11:22.662
7 -	33.326	93.8	19.147	118.5	28.042	79.2	24.970	116.5	1:45.485	83.04	0.729	09:13:08.147
8 -	33.045	94.9	19.073	117.3	27.980	80.2	24.658	117.5	1:44.756 (1)	83.62		09:14:52.903

Brands Hatch GP
Circuit Length = 2.4332 miles
Start: 09:00 Flag 09:30 End: 09:32

Weather / Track : Bright / Dry

QUALIFYING - SECTOR ANALYSIS



SECTOR 1 = FL to I1, SECTOR 2 = I1 to I2 SECTOR 3 = I2 to I3, SECTOR 4 = I3 to FL, DIFF = Difference To Personal Best Lap, P = Crossed Finish Line in Pit Lane, D = Time Disallowed

9 -	33.290	89.1	19.020	120.2	28.213	79.3	24.923	116.7	1:45.446	(3)	83.07	0.690	09:16:38.349
10 -	32.888	92.6	19.098	117.9	28.382	81.1	24.667	117.5	1:45.035	(2)	83.39	0.279	09:18:23.384
11 -	32.703	93.4	19.376	119.8	28.828	79.7	24.873	117.3	1:45.780		82.81	1.024	09:20:09.164
12 -	32.802	97.2	18.759	119.1	28.772	72.3	IN PIT		8:25.563	P	17.32	6:40.807	09:28:34.727
13 -	OUTLAP	91.9	19.479	116.7	28.991	78.5	24.926	117.7	1:48.676		80.60	3.920	09:30:23.403

P28	48 S	Ewan POTTER				Honda NSF -			
IDEAL LAP TIME : 1:45.787		BEST LAP TIME : 1:46.473		DIFFERENCE : 0.686					

LAP	SECTOR 1	SECTOR 2	SECTOR 3	SECTOR 4	LAP TIME	MPH	DIFF	TIME OF DAY					
1 -	OUTLAP	73.6	21.736	105.8	33.681	63.6	27.779	110.7	2:06.714	69.13	20.241	09:03:31.527	
2 -	36.527	81.2	20.245	114.1	31.739	67.6	26.861	112.9	1:55.372	75.92	8.899	09:05:26.899	
3 -	35.334	88.4	19.929	114.7	31.067	71.4	26.405	109.8	1:52.735	77.70	6.262	09:07:19.634	
4 -	35.441	90.4	19.678	114.1	33.157	69.9	IN PIT		3:51.255	P	37.87	2:04.782	09:11:10.889
5 -	OUTLAP	86.1	20.109	114.3	30.286	73.1	25.668	113.5	1:52.101	78.14	5.628	09:13:02.990	
6 -	34.246	93.9	19.260	115.9	29.761	71.4	25.682	114.1	1:48.949	80.40	2.476	09:14:51.939	
7 -	34.041	93.3	19.239	115.9	29.199	77.0	24.909	115.9	1:47.388	81.57	0.915	09:16:39.327	
8 -	33.219	95.0	18.912	117.5	28.770	76.6	25.572	114.9	1:46.473	(1)	82.27		09:18:25.800
9 -	33.263	96.0	18.889	116.3	29.321	75.8	25.860	113.3	1:47.333	81.61	0.860	09:20:13.133	
10 -	33.343	95.5	19.176	115.5	29.128	78.1	25.250	114.3	1:46.897	(3)	81.94	0.424	09:22:00.030
11 -	33.342	94.3	19.094	115.5	29.068	78.3	25.325	112.4	1:46.829	(2)	81.99	0.356	09:23:46.859

P29	13 S	Jacob CLARK				Honda NSF - Wilson Racing			
IDEAL LAP TIME : 1:46.826		BEST LAP TIME : 1:47.219		DIFFERENCE : 0.393					

LAP	SECTOR 1	SECTOR 2	SECTOR 3	SECTOR 4	LAP TIME	MPH	DIFF	TIME OF DAY					
1 -	OUTLAP	69.6	22.245	102.4	34.981	61.3	28.219	113.1	2:09.557	67.61	22.338	09:02:17.216	
2 -	38.373	76.9	20.974	109.2	32.176	67.5	27.013	114.1	1:58.536	73.90	11.317	09:04:15.752	
3 -	36.190	80.2	20.862	108.9	31.060	67.9	27.168	115.3	1:55.280	75.98	8.061	09:06:11.032	
4 -	35.821	85.4	20.038	109.4	30.478	69.2	26.492	114.1	1:52.829	77.63	5.610	09:08:03.861	
5 -	35.129	86.0	19.718	108.7	30.123	71.3	27.963	106.5	1:52.933	77.56	5.714	09:09:56.794	
6 -	35.705	82.7	20.462	110.3	30.955	67.5	IN PIT		3:33.960	P	40.94	1:46.741	09:13:30.754
7 -	OUTLAP	90.1	19.327	113.7	30.151	72.1	26.152	114.9	1:55.193	76.04	7.974	09:15:25.947	
8 -	34.836	88.6	19.714	101.6	30.471	75.1	25.751	111.1	1:50.772	(3)	79.07	3.553	09:17:16.719
9 -	33.795	91.3	20.572	105.5	30.765	73.1	25.989	106.3	1:51.121	78.83	3.902	09:19:07.840	
10 -	35.054	83.3	19.754	109.6	29.448	79.0	IN PIT		5:50.580	P	24.98	4:03.361	09:24:58.420
11 -	OUTLAP	85.9	20.472	108.5	30.147	75.9	26.255	109.4	1:57.520	74.53	10.301	09:26:55.940	
12 -	33.370	90.3	19.209	108.5	29.884	77.4	25.098	112.5	1:47.561	(2)	81.44	0.342	09:28:43.501
13 -	33.345	88.8	19.121	111.8	29.841	73.5	24.912	117.1	1:47.219	(1)	81.70		09:30:30.720

P30	16 S	Connall COURTNEY				Honda NSF - Mototech CCR			
IDEAL LAP TIME : 1:50.632		BEST LAP TIME : 1:50.632		DIFFERENCE : 0.000					

LAP	SECTOR 1	SECTOR 2	SECTOR 3	SECTOR 4	LAP TIME	MPH	DIFF	TIME OF DAY					
1 -	OUTLAP	70.3	22.010	106.0	33.633	63.4	28.176	112.7	2:06.738	69.11	16.106	09:06:45.795	
2 -	38.216	76.9	20.856	109.2	32.210	67.3	27.258	112.7	1:58.540	(2)	73.89	7.908	09:08:44.335
3 -	37.600	80.4	20.550	105.0	31.972	66.9	IN PIT		12:05.319	P	12.07	10:14.687	09:20:49.654
4 -	OUTLAP	82.1	20.130	111.8	30.550	74.8	26.248	114.1	1:57.627	74.47	6.995	09:22:47.281	
5 -	34.864	84.8	19.791	112.5	30.261	72.7	25.716	115.5	1:50.632	(1)	79.18		09:24:37.913
6 -	34.957	82.8	19.992	114.5	30.960	69.3	IN PIT		5:21.435	P	27.25	3:30.803	09:29:59.348
7 -	OUTLAP	80.5	20.140	113.3	30.477	72.7	26.477	113.5	1:53.255	77.34	2.623	09:31:52.603	

P31	12	Edward RENDELL				KTM - Banks Racing			
IDEAL LAP TIME :		BEST LAP TIME :		DIFFERENCE :					

LAP	SECTOR 1	SECTOR 2	SECTOR 3	SECTOR 4	LAP TIME	MPH	DIFF	TIME OF DAY					
1 -	OUTLAP	81.5	20.600	109.4	32.566	66.1	IN PIT		3:06.964	P	46.85		09:03:38.786
2 -	OUTLAP	89.8	19.824	117.5	30.408	71.0	25.772	117.1	1:52.286	78.01			09:05:31.072

MCRCB BULLETIN TK075**2017 MCE British Superbike Championship - Round 6****2017 HEL Performance British Motostar Championship****QUALIFYING - BEST SPEEDS**

POS	INTERMEDIATE 1			INTERMEDIATE 2			INTERMEDIATE 3			FINISH LINE		
	NO	NAME	MPH	NO	NAME	MPH	NO	NAME	MPH	NO	NAME	MPH
1	69	BOOTH-AMOS	105.6	15	McMANUS	130.8	69	BOOTH-AMOS	92.4	15	McMANUS	127.3
2	3	KERR	103.8	79	STACEY	128.8	19	RODRIGUEZ	88.5	69	BOOTH-AMOS	126.8
3	35	LODGE	103.0	47	ARCHER	128.5	2	STRUDWICK	88.1	47	ARCHER	126.6
4	64	DURHAM	102.9	69	BOOTH-AMOS	127.8	15	McMANUS	88.0	23	LLEWELLYN	125.6
5	52	BOERBOOM	102.9	23	LLEWELLYN	127.8	25	BROUWERS	87.4	79	STACEY	125.6
6	15	McMANUS	102.4	52	BOERBOOM	127.5	72	HORSMAN	87.4	64	DURHAM	125.2
7	34	DELVES	101.9	3	KERR	127.3	34	DELVES	87.0	20	MARKLUND	124.7
8	23	LLEWELLYN	101.9	34	DELVES	127.0	30	COOK	86.5	34	DELVES	124.2
9	47	ARCHER	101.3	64	DURHAM	126.6	55	SCOTT	86.3	17	CARNE	124.2
10	44	BEST	101.2	35	LODGE	126.6	35	LODGE	84.3	54	BURMAN	124.2
11	20	MARKLUND	101.2	20	MARKLUND	125.4	3	KERR	84.0	35	LODGE	124.0
12	79	STACEY	100.9	54	BURMAN	124.5	52	BOERBOOM	83.9	3	KERR	123.8
13	54	BURMAN	100.9	44	BEST	123.8	54	BURMAN	82.9	52	BOERBOOM	123.8
14	19	RODRIGUEZ	99.7	17	CARNE	123.5	20	MARKLUND	82.8	44	BEST	123.5
15	30	COOK	99.5	25	BROUWERS	123.3	89	MORETON	82.5	27	HODGE	122.4
16	17	CARNE	99.5	27	HODGE	123.1	24	FABER	82.3	25	BROUWERS	121.5
17	25	BROUWERS	99.1	19	RODRIGUEZ	122.2	27	HODGE	82.2	30	COOK	121.1
18	55	SCOTT	98.3	30	COOK	121.7	47	ARCHER	81.6	24	FABER	120.2
19	56	ATKINS	98.2	95	TURNER	120.2	79	STACEY	81.3	56	ATKINS	120.0
20	2	STRUDWICK	98.1	89	MORETON	120.0	73	HOPKINS	81.1	89	MORETON	119.6
21	27	HODGE	97.6	2	STRUDWICK	119.6	95	TURNER	81.1	19	RODRIGUEZ	119.1
22	24	FABER	97.3	56	ATKINS	119.1	64	DURHAM	80.9	2	STRUDWICK	118.7
23	95	TURNER	97.2	55	SCOTT	118.7	44	BEST	80.9	55	SCOTT	118.1
24	72	HORSMAN	97.1	72	HORSMAN	117.7	17	CARNE	80.8	95	TURNER	117.7
25	89	MORETON	96.5	24	FABER	117.7	23	LLEWELLYN	80.5	13	CLARK	117.1
26	48	POTTER	96.0	48	POTTER	117.5	45	SWANN	79.1	12	RENDELL	117.1
27	73	HOPKINS	95.8	12	RENDELL	117.5	13	CLARK	79.0	72	HORSMAN	116.1
28	45	SWANN	94.6	73	HOPKINS	117.3	56	ATKINS	78.7	48	POTTER	115.9
29	13	CLARK	91.3	45	SWANN	116.9	48	POTTER	78.3	45	SWANN	115.5
30	12	RENDELL	89.8	16	COURTNEY	114.5	16	COURTNEY	74.8	16	COURTNEY	115.5
31	16	COURTNEY	84.8	13	CLARK	113.7	12	RENDELL	71.0	73	HOPKINS	114.9

Weather / Track : Bright / Dry

Brands Hatch GP

Circuit Length = 2.4332 miles

Start: 09:00 Flag 09:30 End: 09:32

Results can be found at www.tsl-timing.com

Printed - 09:35 Saturday, 22 July 2017

MCRCB BULLETIN TK076

2017 MCE British Superbike Championship - Round 6

2017 HEL Performance British Motostar Championship

QUALIFYING - BEST SECTORS

SECTOR 1				SECTOR 2				SECTOR 3				SECTOR 4				IDEAL / BEST COMPARISON			
POS	NO	NAME	TIME	NO	NAME	TIME	NO	NAME	TIME	NO	NAME	TIME	POS	NO	NAME	IDEAL	BEST	DIFF	
																PERFECT LAP	1:36.368		
1	69	BOOTH-A	30.051	69	BOOTH-A	17.057	25	BROUWER	26.411	69	BOOTH-A	22.849	1	69	BOOTH-AMOS	1:36.541	1:36.758	0.217	
2	64	DURHAM	30.960	35	LODGE	17.536	69	BOOTH-A	26.584	64	DURHAM	23.230	2	64	DURHAM	1:38.552	1:38.552	0.000	
3	34	DELVES	30.983	64	DURHAM	17.624	64	DURHAM	26.738	35	LODGE	23.502	3	34	DELVES	1:39.369	1:39.404	0.035	
4	35	LODGE	31.232	15	McMANUS	17.708	34	DELVES	26.874	34	DELVES	23.614	4	35	LODGE	1:39.415	1:39.415	0.000	
5	25	BROUWER	31.282	47	ARCHER	17.714	23	LLEWELL	26.979	15	McMANUS	23.614	5	25	BROUWERS	1:39.470	1:39.470	0.000	
6	23	LLEWELL	31.290	23	LLEWELL	17.744	56	ATKINS	27.027	47	ARCHER	23.637	6	23	LLEWELLYN	1:39.698	1:39.760	0.062	
7	47	ARCHER	31.355	3	KERR	17.788	2	STRUDWI	27.052	23	LLEWELL	23.685	7	2	STRUDWICK	1:40.510	1:40.510	0.000	
8	2	STRUDWI	31.384	52	BOERBOO	17.804	35	LODGE	27.145	25	BROUWER	23.687	8	3	KERR	1:40.541	1:40.783	0.242	
9	55	SCOTT	31.415	34	DELVES	17.898	19	RODRIGU	27.151	30	COOK	23.688	9	15	McMANUS	1:40.685	1:41.054	0.369	
10	30	COOK	31.452	44	BEST	17.977	55	SCOTT	27.299	17	CARNE	23.704	10	47	ARCHER	1:40.761	1:41.046	0.285	
11	3	KERR	31.505	17	CARNE	18.042	3	KERR	27.303	2	STRUDWI	23.779	11	30	COOK	1:40.789	1:40.789	0.000	
12	44	BEST	31.663	25	BROUWER	18.090	15	McMANUS	27.427	24	FABER	23.899	12	19	RODRIGUEZ	1:40.948	1:41.015	0.067	
13	19	RODRIGU	31.715	20	MARKLUN	18.090	44	BEST	27.518	56	ATKINS	23.912	13	52	BOERBOOM	1:41.000	1:41.000	0.000	
14	52	BOERBOO	31.741	27	HODGE	18.104	52	BOERBOO	27.536	52	BOERBOO	23.919	14	44	BEST	1:41.083	1:41.083	0.000	
15	72	HORSMAN	31.779	30	COOK	18.106	30	COOK	27.543	55	SCOTT	23.920	15	55	SCOTT	1:41.160	1:41.648	0.488	
16	20	MARKLUN	31.794	54	BURMAN	18.120	72	HORSMAN	27.605	44	BEST	23.925	16	20	MARKLUND	1:41.516	1:41.525	0.009	
17	24	FABER	31.835	19	RODRIGU	18.152	20	MARKLUN	27.645	19	RODRIGU	23.930	17	56	ATKINS	1:41.649	1:41.649	0.000	
18	15	McMANUS	31.936	79	STACEY	18.244	73	HOPKINS	27.837	3	KERR	23.945	18	17	CARNE	1:41.966	1:42.012	0.046	
19	27	HODGE	32.022	2	STRUDWI	18.295	24	FABER	27.871	20	MARKLUN	23.987	19	72	HORSMAN	1:42.106	1:42.136	0.030	
20	56	ATKINS	32.112	72	HORSMAN	18.465	79	STACEY	27.971	79	STACEY	24.038	20	24	FABER	1:42.343	1:42.647	0.304	
21	17	CARNE	32.184	55	SCOTT	18.526	89	MORETON	27.976	27	HODGE	24.224	21	27	HODGE	1:42.362	1:42.405	0.043	
22	73	HOPKINS	32.309	56	ATKINS	18.598	95	TURNER	27.980	72	HORSMAN	24.257	22	79	STACEY	1:42.703	1:42.703	0.000	
23	45	SWANN	32.435	24	FABER	18.738	45	SWANN	28.002	54	BURMAN	24.274	23	54	BURMAN	1:43.404	1:43.404	0.000	
24	79	STACEY	32.450	95	TURNER	18.759	27	HODGE	28.012	73	HOPKINS	24.327	24	73	HOPKINS	1:43.529	1:43.633	0.104	
25	54	BURMAN	32.453	45	SWANN	18.766	17	CARNE	28.036	95	TURNER	24.658	25	45	SWANN	1:43.872	1:43.872	0.000	
26	95	TURNER	32.703	89	MORETON	18.818	47	ARCHER	28.055	45	SWANN	24.669	26	95	TURNER	1:44.100	1:44.756	0.656	
27	89	MORETON	32.923	48	POTTER	18.889	54	BURMAN	28.557	89	MORETON	24.703	27	89	MORETON	1:44.420	1:44.581	0.161	
28	48	POTTER	33.219	73	HOPKINS	19.056	48	POTTER	28.770	48	POTTER	24.909	28	48	POTTER	1:45.787	1:46.473	0.686	
29	13	CLARK	33.345	13	CLARK	19.121	13	CLARK	29.448	13	CLARK	24.912	29	13	CLARK	1:46.826	1:47.219	0.393	
30	16	COURTNE	34.864	16	COURTNE	19.791	16	COURTNE	30.261	16	COURTNE	25.716	30	16	COURTNEY	1:50.632	1:50.632	0.000	
31				12	RENDELL	19.824	12	RENDELL	30.408	12	RENDELL	25.772	31	12	RENDELL				

Weather / Track : Bright / Dry

Results can be found at www.tsl-timing.com

Brands Hatch GP

Circuit Length = 2.4332 miles

Start: 09:00 Flag 09:30 End: 09:32

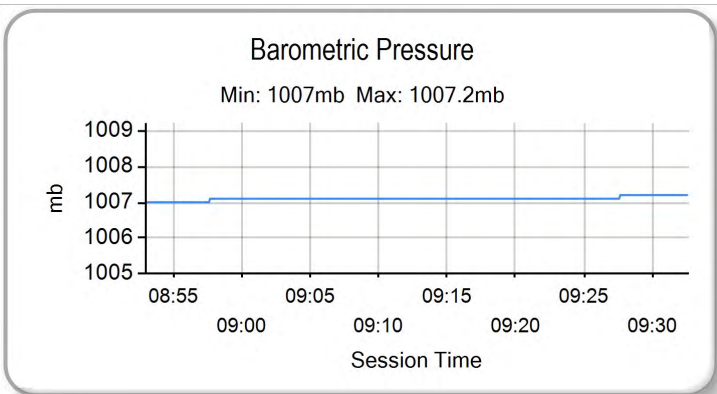
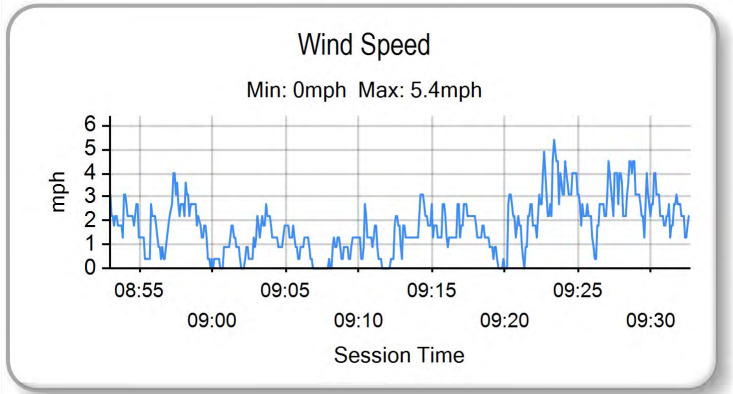
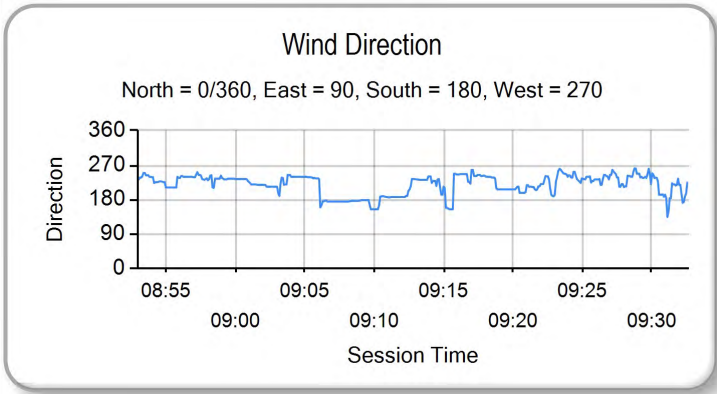
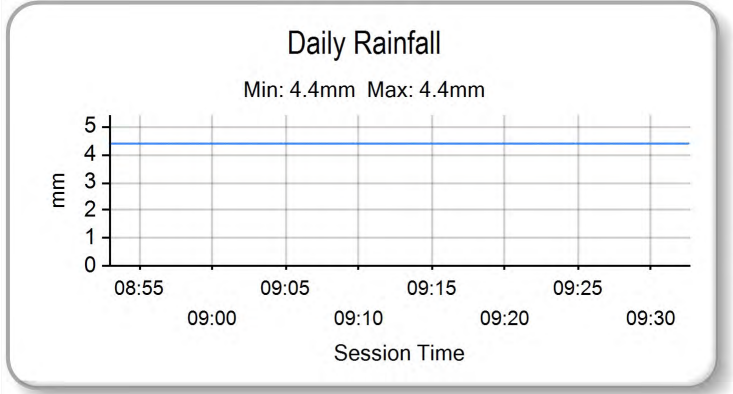
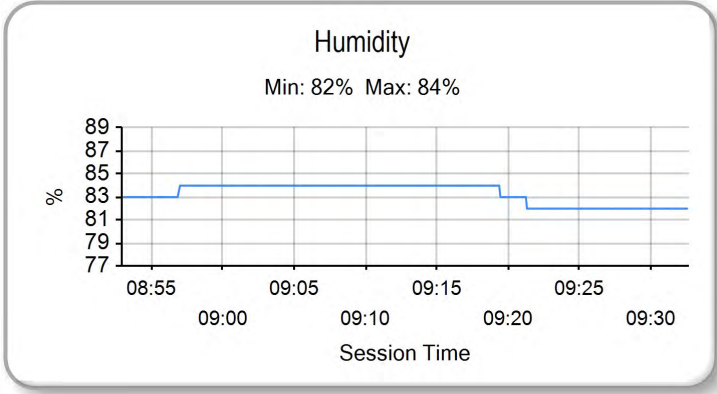
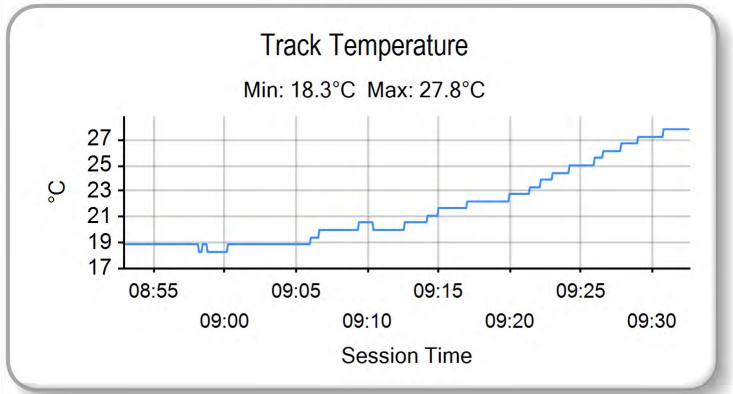
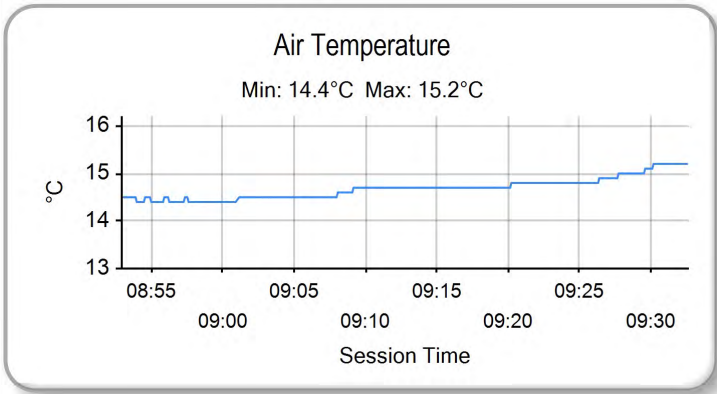
Printed - 09:35 Saturday, 22 July 2017

MCRCB BULLETIN TK077

2017 MCE British Superbike Championship - Round 6

2017 HEL Performance British Motostar Championship

QUALIFYING - WEATHER CONDITIONS



Weather / Track : Bright / Dry

Results can be found at www.tsl-timing.com

Brands Hatch GP
Circuit Length = 2.4332 miles
Start: 09:00 Flag 09:30 End: 09:32

Printed - 09:35 Saturday, 22 July 2017



ROW 11		32	99	Stephen CAMPBELL	31	12	Edward RENDELL						
ROW 10	1:50.632	30	16	Connall COURTNEY	29	1:47.219	13	Jacob CLARK	28	1:46.473	48	Ewan POTTER	
ROW 9		27	1:44.756	95	Ross TURNER	26	1:44.581	89	T. Fox MORETON	25	1:43.872	45	Scott SWANN
ROW 8	1:43.633	24	73	Luke HOPKINS	23	1:43.404	54	Sam BURMAN	22	1:42.703	79	Storm STACEY	
ROW 7		21	1:42.647	24	Shane FABER	20	1:42.405	27	Josh HODGE	19	1:42.136	72	Cameron HORSMAN
ROW 6	1:42.012	18	17	Tom CARNE	17	1:41.649	56	Charlie ATKINS	16	1:41.648	55	Jack SCOTT	
ROW 5		15	1:41.525	20	Joel MARKLUND	14	1:41.083	44	Edmund BEST	13	1:41.054	15	Eugene McMANUS
ROW 4	1:41.046	12	47	Jake ARCHER	11	1:41.015	19	Victor RODRIGUEZ	10	1:41.000	52	Jorel BOERBOOM	
ROW 3		9	1:40.789	30	Max COOK	8	1:40.783	3	Richard KERR	7	1:40.510	2	Thomas STRUDWICK
ROW 2	1:39.760	6	23	Sam LLEWELLYN	5	1:39.470	25	Mike BROUWERS	4	1:39.415	35	Elliot LODGE	
ROW 1		3	1:39.404	34	Liam DELVES	2	1:38.552	64	Asher DURHAM	1	1:36.758	69	Tom BOOTH-AMOS
												Pole	

Brands Hatch GP
Circuit Length = 2.4332 miles

These results are provisional until the conclusion of any judicial and technical matters.

Race Director :	Stewards :	Timekeeper :
-----------------	------------	--------------

Results can be found at www.britishsuperbike.com

Printed - 09:35 Saturday, 22 July 2017





POS	NO	CL	PIC NAME	ENTRY	TIME	ON	LAPS	GAP	DIFF	MPH
1	69		1 Tom BOOTH-AMOS	KTM - City Lifting RS Racing	1:34.997	5	5			92.21
2	15		2 Eugene McMANUS	KTM - RS Racing / E15 Racing	1:35.939	3	5	0.942	0.942	91.30
3	12		3 Edward RENDELL	KTM - Banks Racing	1:35.979	4	5	0.982	0.040	91.26
4	64		4 Asher DURHAM	Mahindra - Microlise Cresswell Racing	1:36.360	4	4	1.363	0.381	90.90
5	3		5 Richard KERR	KTM - North West Racing	1:36.980	5	5	1.983	0.620	90.32
6	23		6 Sam LLEWELLYN	KTM - SymCirrus Motorsport	1:37.150	5	5	2.153	0.170	90.16
7	25		7 Mike BROUWERS	KTM - TEC7-Joma / Brouwersracingteam	1:37.306	4	5	2.309	0.156	90.02
8	79		8 Storm STACEY	Kalex - FPW Racing	1:37.353	5	5	2.356	0.047	89.98
9	17		9 Tom CARNE	Tigcraft - Neatafan / Tigcraft Racing	1:37.366	5	5	2.369	0.013	89.96
10	34		10 Liam DELVES	DR-Moto - Stauff Connect Academy / Dr-Moto	1:37.407	5	5	2.410	0.041	89.93
11	44		11 Edmund BEST	KTM - SymCirrus Motorsport	1:37.500	3	5	2.503	0.093	89.84
12	52		12 Jorel BOERBOOM	Kalex KTM - Fireplace Warehouse	1:37.507	5	5	2.510	0.007	89.83
13	2	S	1 Thomas STRUDWICK	Honda NSF - Case Moto Rapido Moto3	1:37.612	5	5	2.615	0.105	89.74
14	35		13 Elliot LODGE	FTR - Spike Racing / SP125	1:37.827	4	4	2.830	0.215	89.54
15	19	S	2 Victor RODRIGUEZ	Honda NSF - GA Competition	1:38.092	4	5	3.095	0.265	89.30
16	30	S	3 Max COOK	Honda NSF - Wilson Racing	1:38.170	3	5	3.173	0.078	89.23
17	27		14 Josh HODGE	KTM - Team HPR	1:38.611	4	5	3.614	0.441	88.83
18	55	S	4 Jack SCOTT	Honda NSF - J J Racing	1:39.536	5	5	4.539	0.925	88.00
19	54		15 Sam BURMAN	KTM - TeamWNT / Burman Racing	1:39.579	5	5	4.582	0.043	87.96
20	99		16 Stephen CAMPBELL	Honda - Campbell Racing	1:39.592	5	5	4.595	0.013	87.95
21	20		17 Joel MARKLUND	KTM - Marklund Solutions / SP125	1:39.789	4	4	4.792	0.197	87.78
22	56	S	5 Charlie ATKINS	Honda NSF - Wilson Racing	1:40.419	5	5	5.422	0.630	87.23
23	95	S	6 Ross TURNER	Honda NSF - RedRat Racing	1:40.536	4	5	5.539	0.117	87.13
24	72	S	7 Cameron HORSMAN	Honda NSF - Nova / FAB Racing	1:40.818	5	5	5.821	0.282	86.88
25	24	S	8 Shane FABER	Honda NSF - SymCirrus Motorsport / Shane Faber Racing	1:40.976	5	5	5.979	0.158	86.75
26	73	S	9 Luke HOPKINS	Honda NSF - HM	1:41.025	4	5	6.028	0.049	86.70
27	89	S	10 T. Fox MORETON	Honda NSF - Banks Racing / Moto Engineering	1:42.670	3	3	7.673	1.645	85.32
28	45	S	11 Scott SWANN	Honda NSF - Swann Racing	1:42.743	4	4	7.746	0.073	85.25
29	48	S	12 Ewan POTTER	Honda NSF -	1:43.649	4	4	8.652	0.906	84.51
30	13	S	13 Jacob CLARK	Honda NSF - Wilson Racing	1:44.014	4	5	9.017	0.365	84.21
31	16	S	14 Connall COURTNEY	Honda NSF - Mototech CCR	1:45.496	4	4	10.499	1.482	83.03
32	47		18 Jake ARCHER	KTM - City Lifting RS Racing			0			

Weather / Track : Sunny / Dry

These results are provisional until the conclusion of any judicial and technical matters.

Brands Hatch GP

Circuit Length = 2.4332 miles

Start: 10:00 Flag 10:08 End: 10:10

Race Director :	Stewards :	Timekeeper :
-----------------	------------	--------------

Results can be found at www.britishsuperbike.com

Printed - 10:10 Sunday, 23 July 2017

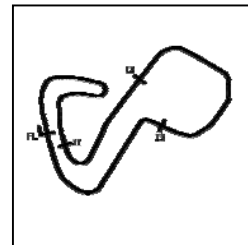


MCRCB BULLETIN TK193

2017 MCE British Superbike Championship - Round 6

2017 HEL Performance British Motostar Championship

WARM-UP - SECTOR ANALYSIS



SECTOR 1 = FL to I1, SECTOR 2 = I1 to I2 SECTOR 3 = I2 to I3, SECTOR 4 = I3 to FL, DIFF = Difference To Personal Best Lap, P = Crossed Finish Line in Pit Lane, D = Time Disallowed

P1 69		Tom BOOTH-AMOS				KTM - City Lifting RS Racing						
IDEAL LAP TIME : 1:34.857		BEST LAP TIME : 1:34.997				DIFFERENCE : 0.140						
LAP	SECTOR 1	SECTOR 2		SECTOR 3		SECTOR 4		LAP TIME	MPH	DIFF	TIME OF DAY	
1 -	OUTLAP	96.8	18.066	127.5	26.850	87.7	23.508	124.9	1:43.782	84.40	8.785	10:01:47.072
2 -	30.212	102.6	17.297	128.8	25.632	91.8	22.942	125.4	1:36.083	91.16	1.086	10:03:23.155
3 -	29.881	103.7	17.293	129.5	25.395	91.9	22.856	125.9	1:35.425 (3)	91.79	0.428	10:04:58.580
4 -	29.759	104.2	16.998	130.0	25.320	92.4	23.112	126.6	1:35.189 (2)	92.02	0.192	10:06:33.769
5 -	29.694	104.5	17.115	129.5	25.343	93.0	22.845	124.7	1:34.997 (1)	92.21		10:08:08.766

P2 15		Eugene McMANUS				KTM - RS Racing / E15 Racing						
IDEAL LAP TIME : 1:35.939		BEST LAP TIME : 1:35.939				DIFFERENCE : 0.000						
LAP	SECTOR 1	SECTOR 2		SECTOR 3		SECTOR 4		LAP TIME	MPH	DIFF	TIME OF DAY	
1 -	OUTLAP	100.0	18.102	131.3	26.558	86.1	23.506	125.4	1:43.750	84.43	7.811	10:01:47.370
2 -	30.282	103.7	17.336	132.1	25.772	90.0	23.322	126.8	1:36.712 (2)	90.57	0.773	10:03:24.082
3 -	30.069	104.3	17.185	132.6	25.691	90.9	22.994	126.1	1:35.939 (1)	91.30		10:05:00.021
4 -	30.210	103.0	17.950	118.5	27.975	88.5	23.402	127.5	1:39.537	88.00	3.598	10:06:39.558
5 -	31.112	99.5	17.419	130.8	26.306	86.3	23.351	124.2	1:38.188 (3)	89.21	2.249	10:08:17.746

P3 12		Edward RENDELL				KTM - Banks Racing						
IDEAL LAP TIME : 1:35.765		BEST LAP TIME : 1:35.979				DIFFERENCE : 0.214						
LAP	SECTOR 1	SECTOR 2		SECTOR 3		SECTOR 4		LAP TIME	MPH	DIFF	TIME OF DAY	
1 -	OUTLAP	96.8	18.497	121.3	27.172	81.4	24.009	120.9	1:42.067	85.82	6.088	10:02:10.197
2 -	31.445	99.1	17.880	124.9	25.610	88.6	23.219	122.6	1:38.154	89.24	2.175	10:03:48.351
3 -	30.364	101.9	17.754	126.1	25.154	90.4	22.941	123.1	1:36.213 (3)	91.04	0.234	10:05:24.564
4 -	30.225	102.1	17.625	125.6	25.234	90.0	22.895	122.9	1:35.979 (1)	91.26		10:07:00.543
5 -	30.473	101.6	17.491	126.6	25.219	89.7	23.008	122.2	1:36.191 (2)	91.06	0.212	10:08:36.734

P4 64		Asher DURHAM				Mahindra - Microlise Cresswell Racing						
IDEAL LAP TIME : 1:36.360		BEST LAP TIME : 1:36.360				DIFFERENCE : 0.000						
LAP	SECTOR 1	SECTOR 2		SECTOR 3		SECTOR 4		LAP TIME	MPH	DIFF	TIME OF DAY	
1 -	OUTLAP	98.9	18.105	126.8	26.439	83.9	23.349	125.6	1:40.830	86.87	4.470	10:03:14.981
2 -	30.902	102.2	17.451	129.5	25.770	81.9	23.106	126.1	1:37.229 (3)	90.09	0.869	10:04:52.210
3 -	30.613	103.4	17.305	130.0	25.718	84.6	23.120	124.9	1:36.756 (2)	90.53	0.396	10:06:28.966
4 -	30.472	103.4	17.203	130.8	25.669	84.3	23.016	125.2	1:36.360 (1)	90.90		10:08:05.326

P5 3		Richard KERR				KTM - North West Racing						
IDEAL LAP TIME : 1:36.799		BEST LAP TIME : 1:36.980				DIFFERENCE : 0.181						
LAP	SECTOR 1	SECTOR 2		SECTOR 3		SECTOR 4		LAP TIME	MPH	DIFF	TIME OF DAY	
1 -	OUTLAP	93.5	18.096	128.0	26.678	81.9	23.335	127.3	1:43.804	84.38	6.824	10:01:47.476
2 -	30.850	104.0	17.567	130.3	25.819	91.3	23.214	126.1	1:37.450	89.89	0.470	10:03:24.926
3 -	30.487	103.8	17.448	130.5	25.856	93.5	23.379	125.6	1:37.170 (2)	90.14	0.190	10:05:02.096
4 -	30.588	103.8	17.438	129.8	25.735	86.9	23.485	124.7	1:37.246 (3)	90.07	0.266	10:06:39.342
5 -	30.415	104.0	17.447	130.3	25.732	87.4	23.386	124.5	1:36.980 (1)	90.32		10:08:16.322

P6 23		Sam LLEWELLYN				KTM - SymCirrus Motorsport						
IDEAL LAP TIME : 1:37.009		BEST LAP TIME : 1:37.150				DIFFERENCE : 0.141						
LAP	SECTOR 1	SECTOR 2		SECTOR 3		SECTOR 4		LAP TIME	MPH	DIFF	TIME OF DAY	
1 -	OUTLAP	93.9	18.279	115.1	28.008	77.7	23.973	126.8	1:47.542	81.45	10.392	10:01:52.109
2 -	31.490	97.8	17.616	129.3	26.537	81.9	23.674	125.9	1:39.317	88.20	2.167	10:03:31.426
3 -	30.802	100.3	17.478	129.5	26.039	82.1	23.185	127.5	1:37.504 (2)	89.84	0.354	10:05:08.930
4 -	30.886	99.1	17.959	129.3	26.189	79.7	23.332	126.8	1:38.366 (3)	89.05	1.216	10:06:47.296
5 -	30.591	101.6	17.619	129.8	25.909	87.0	23.031	127.0	1:37.150 (1)	90.16		10:08:24.446

P7 25		Mike BROUWERS				KTM - TEC7-Joma / Brouwersracingteam						
IDEAL LAP TIME : 1:37.243		BEST LAP TIME : 1:37.306				DIFFERENCE : 0.063						
LAP	SECTOR 1	SECTOR 2		SECTOR 3		SECTOR 4		LAP TIME	MPH	DIFF	TIME OF DAY	
1 -	OUTLAP	96.4	18.303	123.3	26.712	83.1	23.806	120.9	1:44.737	83.63	7.431	10:01:48.594

Weather / Track : Sunny / Dry

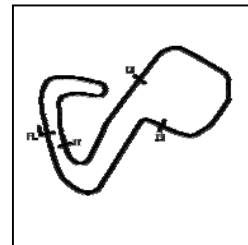
Brands Hatch GP
Circuit Length = 2.4332 miles
Start: 10:00 Flag 10:08 End: 10:10

MCRCB BULLETIN TK193

2017 MCE British Superbike Championship - Round 6

2017 HEL Performance British Motostar Championship

WARM-UP - SECTOR ANALYSIS



SECTOR 1 = FL to I1, SECTOR 2 = I1 to I2 SECTOR 3 = I2 to I3, SECTOR 4 = I3 to FL, DIFF = Difference To Personal Best Lap, P = Crossed Finish Line in Pit Lane, D = Time Disallowed

2 -	31.515	97.5	18.091	121.5	25.675	87.6	23.465	120.6	1:38.746	88.71	1.440	10:03:27.340
3 -	30.789	99.1	17.909	122.6	25.317	87.1	24.473	119.4	1:38.488 (3)	88.94	1.182	10:05:05.828
4 -	30.687	98.5	17.774	123.3	25.361	88.4	23.484	120.6	1:37.306 (1)	90.02		10:06:43.134
5 -	30.810	99.8	17.799	123.8	25.394	84.9	23.629	120.0	1:37.632 (2)	89.72	0.326	10:08:20.766

P8	79	Storm STACEY						Kalex - FPW Racing				
IDEAL LAP TIME : 1:37.247		BEST LAP TIME : 1:37.353				DIFFERENCE : 0.106						
LAP	SECTOR 1	SECTOR 2		SECTOR 3		SECTOR 4		LAP TIME	MPH	DIFF	TIME OF DAY	
1 -	OUTLAP	86.1	18.973	129.3	27.231	73.6	24.007	125.4	1:46.431	82.30	9.078	10:01:50.928
2 -	31.254	99.8	17.680	128.8	26.971	81.0	23.436	126.6	1:39.341	88.17	1.988	10:03:30.269
3 -	31.510	98.3	17.570	129.5	26.198	83.1	23.099	128.8	1:38.377 (3)	89.04	1.024	10:05:08.646
4 -	30.910	96.1	17.961	129.5	26.163	82.4	22.976	127.5	1:38.010 (2)	89.37	0.657	10:06:46.656
5 -	30.719	103.2	17.553	129.8	25.999	83.9	23.082	127.0	1:37.353 (1)	89.98		10:08:24.009

P9	17	Tom CARNE						Tigcraft - Neatafan / Tigcraft Racing				
IDEAL LAP TIME : 1:37.366		BEST LAP TIME : 1:37.366				DIFFERENCE : 0.000						
LAP	SECTOR 1	SECTOR 2		SECTOR 3		SECTOR 4		LAP TIME	MPH	DIFF	TIME OF DAY	
1 -	OUTLAP	94.9	18.596	121.3	29.547	70.4	24.962	121.5	1:48.016	81.09	10.650	10:02:56.582
2 -	31.363	97.9	18.243	125.2	27.047	79.2	23.841	121.7	1:40.494	87.16	3.128	10:04:37.076
3 -	30.786	100.6	17.886	125.9	26.694	82.6	23.645	121.7	1:39.011 (3)	88.47	1.645	10:06:16.087
4 -	30.672	101.2	17.696	126.1	26.444	82.3	23.488	122.2	1:38.300 (2)	89.11	0.934	10:07:54.387
5 -	30.335	101.6	17.601	126.3	26.108	85.2	23.322	122.9	1:37.366 (1)	89.96		10:09:31.753

P10	34	Liam DELVES						DR-Moto - Stauff Connect Academy / Dr-Moto				
IDEAL LAP TIME : 1:37.320		BEST LAP TIME : 1:37.407				DIFFERENCE : 0.087						
LAP	SECTOR 1	SECTOR 2		SECTOR 3		SECTOR 4		LAP TIME	MPH	DIFF	TIME OF DAY	
1 -	OUTLAP	94.6	18.426	126.6	27.360	84.0	23.948	125.2	1:41.984	85.89	4.577	10:01:54.902
2 -	30.852	102.1	17.685	127.5	26.313	84.5	23.793	126.8	1:38.643	88.80	1.236	10:03:33.545
3 -	30.773	102.4	17.724	127.8	26.048	86.9	23.306	126.8	1:37.851 (3)	89.52	0.444	10:05:11.396
4 -	30.558	100.1	17.646	127.8	25.847	90.3	23.429	125.4	1:37.480 (2)	89.86	0.073	10:06:48.876
5 -	30.522	100.6	17.645	127.0	25.876	86.0	23.364	125.2	1:37.407 (1)	89.93		10:08:26.283

P11	44	Edmund BEST						KTM - SymCirrus Motorsport				
IDEAL LAP TIME : 1:37.448		BEST LAP TIME : 1:37.500				DIFFERENCE : 0.052						
LAP	SECTOR 1	SECTOR 2		SECTOR 3		SECTOR 4		LAP TIME	MPH	DIFF	TIME OF DAY	
1 -	OUTLAP	95.3	19.452	112.9	27.467	76.9	23.823	122.6	1:46.285	82.41	8.785	10:01:51.299
2 -	31.126	101.0	17.799	128.3	26.784	80.9	23.404	124.0	1:39.113 (3)	88.38	1.613	10:03:30.412
3 -	30.901	101.6	17.486	126.6	25.869	85.8	23.244	122.9	1:37.500 (1)	89.84		10:05:07.912
4 -	31.112	100.9	17.741	127.0	25.817	88.8	23.359	122.4	1:38.029 (2)	89.35	0.529	10:06:45.941
5 -	31.024	102.1	18.519	122.0	26.216	84.9	23.464	123.5	1:39.223	88.28	1.723	10:08:25.164

P12	52	Jorel BOERBOOM						Kalex KTM - Fireplace Warehouse				
IDEAL LAP TIME : 1:37.329		BEST LAP TIME : 1:37.507				DIFFERENCE : 0.178						
LAP	SECTOR 1	SECTOR 2		SECTOR 3		SECTOR 4		LAP TIME	MPH	DIFF	TIME OF DAY	
1 -	OUTLAP	93.3	18.535	128.0	27.423	82.4	23.750	123.5	1:46.174	82.50	8.667	10:01:49.899
2 -	31.878	101.0	17.997	127.8	26.855	85.0	23.600	124.0	1:40.330	87.31	2.823	10:03:30.229
3 -	31.388	102.1	17.549	130.0	26.159	87.2	23.262	125.4	1:38.358 (3)	89.06	0.851	10:05:08.587
4 -	30.797	102.1	17.914	129.3	26.133	88.8	23.269	124.2	1:38.113 (2)	89.28	0.606	10:06:46.700
5 -	30.905	102.1	17.619	129.8	25.837	86.8	23.146	125.9	1:37.507 (1)	89.83		10:08:24.207

P13	2 S	Thomas STRUDWICK						Honda NSF - Case Moto Rapido Moto3				
IDEAL LAP TIME : 1:37.515		BEST LAP TIME : 1:37.612				DIFFERENCE : 0.097						
LAP	SECTOR 1	SECTOR 2		SECTOR 3		SECTOR 4		LAP TIME	MPH	DIFF	TIME OF DAY	
1 -	OUTLAP	91.9	18.657	119.4	27.715	82.4	23.982	122.2	1:46.373	82.35	8.761	10:01:52.420
2 -	31.374	96.8	17.997	125.2	26.542	84.5	23.581	124.2	1:39.494	88.04	1.882	10:03:31.914
3 -	31.303	95.3	17.857	124.7	26.417	89.3	23.611	120.2	1:39.188 (3)	88.31	1.576	10:05:11.102
4 -	30.579	100.3	17.713	124.5	26.356	85.0	23.812	120.6	1:38.460 (2)	88.96	0.848	10:06:49.562
5 -	30.426	100.0	17.810	124.0	25.967	86.2	23.409	121.5	1:37.612 (1)	89.74		10:08:27.174

Weather / Track : Sunny / Dry

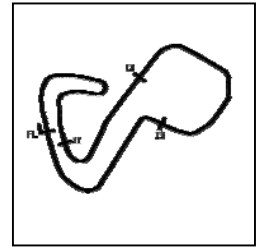
Brands Hatch GP
Circuit Length = 2.4332 miles
Start: 10:00 Flag 10:08 End: 10:10

MCRCB BULLETIN TK193

2017 MCE British Superbike Championship - Round 6

2017 HEL Performance British Motostar Championship

WARM-UP - SECTOR ANALYSIS



SECTOR 1 = FL to I1, SECTOR 2 = I1 to I2 SECTOR 3 = I2 to I3, SECTOR 4 = I3 to FL, DIFF = Difference To Personal Best Lap, P = Crossed Finish Line in Pit Lane, D = Time Disallowed

P14 35		Elliot LODGE				FTR - Spike Racing / SP125						
IDEAL LAP TIME : 1:37.827		BEST LAP TIME : 1:37.827				DIFFERENCE : 0.000						
LAP	SECTOR 1	SECTOR 2		SECTOR 3		SECTOR 4		LAP TIME	MPH	DIFF	TIME OF DAY	
1 -	OUTLAP	96.0	18.208	125.2	27.985	81.3	24.129	123.5	1:44.061	84.17	6.234	10:03:08.586
2 -	31.326	99.5	17.748	128.0	26.662	83.4	23.505	124.7	1:39.241 (3)	88.26	1.414	10:04:47.827
3 -	30.814	103.2	17.552	129.8	26.641	83.3	23.600	126.3	1:38.607 (2)	88.83	0.780	10:06:26.434
4 -	30.806	102.6	17.439	129.0	26.155	86.7	23.427	123.8	1:37.827 (1)	89.54		10:08:04.261

P15 19 S		Victor RODRIGUEZ				Honda NSF - GA Competition						
IDEAL LAP TIME : 1:37.683		BEST LAP TIME : 1:38.092				DIFFERENCE : 0.409						
LAP	SECTOR 1	SECTOR 2		SECTOR 3		SECTOR 4		LAP TIME	MPH	DIFF	TIME OF DAY	
1 -	OUTLAP	91.5	18.824	123.1	27.841	83.2	23.984	123.3	1:46.640	82.14	8.548	10:01:51.904
2 -	31.483	98.8	17.964	121.7	26.742	83.0	23.719	123.5	1:39.908	87.67	1.816	10:03:31.812
3 -	31.182	100.6	17.571	124.7	26.026	90.5	23.338	124.2	1:38.117 (2)	89.27	0.025	10:05:09.929
4 -	30.748	100.3	17.789	125.4	26.188	89.0	23.367	121.3	1:38.092 (1)	89.30		10:06:48.021
5 -	30.993	100.1	17.815	124.9	26.216	83.3	23.452	122.6	1:38.476 (3)	88.95	0.384	10:08:26.497

P16 30 S		Max COOK				Honda NSF - Wilson Racing						
IDEAL LAP TIME : 1:37.904		BEST LAP TIME : 1:38.170				DIFFERENCE : 0.266						
LAP	SECTOR 1	SECTOR 2		SECTOR 3		SECTOR 4		LAP TIME	MPH	DIFF	TIME OF DAY	
1 -	OUTLAP	89.2	18.844	120.6	27.766	80.2	23.997	122.2	1:46.561	82.20	8.391	10:01:51.781
2 -	31.528	99.5	17.993	121.1	26.631	81.4	23.744	122.9	1:39.896	87.68	1.726	10:03:31.677
3 -	31.130	99.5	17.740	120.6	25.950	90.6	23.350	122.2	1:38.170 (1)	89.23		10:05:09.847
4 -	31.164	100.4	17.681	121.5	26.269	90.1	23.322	123.3	1:38.436 (3)	88.99	0.266	10:06:48.283
5 -	30.951	98.6	17.928	121.7	26.047	84.2	23.485	123.8	1:38.411 (2)	89.01	0.241	10:08:26.694

P17 27		Josh HODGE				KTM - Team HPR						
IDEAL LAP TIME : 1:38.442		BEST LAP TIME : 1:38.611				DIFFERENCE : 0.169						
LAP	SECTOR 1	SECTOR 2		SECTOR 3		SECTOR 4		LAP TIME	MPH	DIFF	TIME OF DAY	
1 -	OUTLAP	90.0	18.510	122.2	27.887	77.1	24.178	123.1	1:46.538	82.22	7.927	10:01:50.885
2 -	32.072	94.2	17.648	127.0	27.094	83.2	23.673	124.2	1:40.487	87.17	1.876	10:03:31.372
3 -	31.749	97.9	17.587	126.1	26.760	86.2	23.874	124.7	1:39.970 (3)	87.62	1.359	10:05:11.342
4 -	30.976	99.8	17.379	128.3	26.414	88.1	23.842	124.5	1:38.611 (1)	88.83		10:06:49.953
5 -	31.201	101.3	17.649	128.3	26.433	84.9	23.933	123.1	1:39.216 (2)	88.29	0.605	10:08:29.169

P18 55 S		Jack SCOTT				Honda NSF - J J Racing						
IDEAL LAP TIME : 1:39.417		BEST LAP TIME : 1:39.536				DIFFERENCE : 0.119						
LAP	SECTOR 1	SECTOR 2		SECTOR 3		SECTOR 4		LAP TIME	MPH	DIFF	TIME OF DAY	
1 -	OUTLAP	88.6	19.049	118.3	28.524	78.1	25.306	117.5	1:49.925	79.68	10.389	10:01:55.757
2 -	31.957	97.2	18.422	118.1	27.238	85.3	24.357	116.5	1:41.974	85.90	2.438	10:03:37.731
3 -	31.457	97.5	18.471	117.3	27.428	87.6	23.994	117.3	1:41.350 (3)	86.43	1.814	10:05:19.081
4 -	31.426	97.3	18.214	119.8	26.556	86.2	23.837	116.5	1:40.033 (2)	87.56	0.497	10:06:59.114
5 -	31.144	97.2	18.333	118.3	26.239	87.7	23.820	117.9	1:39.536 (1)	88.00		10:08:38.650

P19 54		Sam BURMAN				KTM - TeamWNT / Burman Racing						
IDEAL LAP TIME : 1:39.223		BEST LAP TIME : 1:39.579				DIFFERENCE : 0.356						
LAP	SECTOR 1	SECTOR 2		SECTOR 3		SECTOR 4		LAP TIME	MPH	DIFF	TIME OF DAY	
1 -	OUTLAP	89.9	19.182	120.0	27.963	82.6	23.922	127.5	1:48.560	80.69	8.981	10:01:52.945
2 -	31.815	102.6	17.916	129.8	26.946	87.4	23.834	126.3	1:40.511	87.15	0.932	10:03:33.456
3 -	31.547	102.1	17.694	129.8	26.777	89.1	23.599	126.3	1:39.617 (2)	87.93	0.038	10:05:13.073
4 -	31.795	102.7	17.639	128.8	26.829	87.7	23.710	125.4	1:39.973 (3)	87.62	0.394	10:06:53.046
5 -	31.403	103.0	17.550	129.8	26.671	86.4	23.955	124.7	1:39.579 (1)	87.96		10:08:32.625

P20 99		Stephen CAMPBELL				Honda - Campbell Racing						
IDEAL LAP TIME : 1:39.592		BEST LAP TIME : 1:39.592				DIFFERENCE : 0.000						
LAP	SECTOR 1	SECTOR 2		SECTOR 3		SECTOR 4		LAP TIME	MPH	DIFF	TIME OF DAY	
1 -	OUTLAP	86.8	20.129	114.3	28.930	72.9	26.133	116.7	1:52.924	77.57	13.332	10:02:02.713

Weather / Track : Sunny / Dry

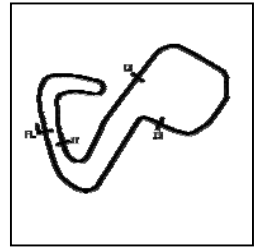
Brands Hatch GP
Circuit Length = 2.4332 miles
Start: 10:00 Flag 10:08 End: 10:10

MCRCB BULLETIN TK193

2017 MCE British Superbike Championship - Round 6

2017 HEL Performance British Motostar Championship

WARM-UP - SECTOR ANALYSIS



SECTOR 1 = FL to I1, SECTOR 2 = I1 to I2 SECTOR 3 = I2 to I3, SECTOR 4 = I3 to FL, DIFF = Difference To Personal Best Lap, P = Crossed Finish Line in Pit Lane, D = Time Disallowed

2 -	32.832	93.8	18.744	122.2	27.690	80.1	24.346	118.7	1:43.612	84.54	4.020	10:03:46.325
3 -	32.498	95.0	18.519	122.6	26.819	80.0	24.129	117.7	1:41.965 (3)	85.91	2.373	10:05:28.290
4 -	31.567	97.6	18.339	120.6	26.514	86.8	24.038	116.3	1:40.458 (2)	87.19	0.866	10:07:08.748
5 -	31.120	96.9	18.295	120.6	26.230	87.7	23.947	116.7	1:39.592 (1)	87.95		10:08:48.340

P21	20	Joel MARKLUND						KTM - Marklund Solutions / SP125				
IDEAL LAP TIME : 1:39.730			BEST LAP TIME : 1:39.789			DIFFERENCE : 0.059						
LAP	SECTOR 1	SECTOR 2	SECTOR 3	SECTOR 4	LAP TIME	MPH	DIFF	TIME OF DAY				
1 -	OUTLAP	92.1	18.483	119.6	27.909	78.8	23.963	123.3	1:43.537	84.60	3.748	10:03:04.750
2 -	32.095	96.2	17.870	126.6	27.278	82.3	23.711	124.2	1:40.954 (3)	86.77	1.165	10:04:45.704
3 -	31.815	99.5	17.769	127.3	27.303	83.0	23.797	124.0	1:40.684 (2)	87.00	0.895	10:06:26.388
4 -	31.442	97.5	17.828	128.3	26.846	83.5	23.673	124.5	1:39.789 (1)	87.78		10:08:06.177

P22	56 S	Charlie ATKINS						Honda NSF - Wilson Racing				
IDEAL LAP TIME : 1:40.225			BEST LAP TIME : 1:40.419			DIFFERENCE : 0.194						
LAP	SECTOR 1	SECTOR 2	SECTOR 3	SECTOR 4	LAP TIME	MPH	DIFF	TIME OF DAY				
1 -	OUTLAP	86.3	19.267	120.4	28.558	75.3	25.046	121.7	1:49.535	79.97	9.116	10:01:56.038
2 -	32.511	94.9	18.550	120.6	27.280	80.2	24.176	120.2	1:42.517	85.44	2.098	10:03:38.555
3 -	31.998	99.1	18.351	121.1	26.678	84.4	24.007	121.3	1:41.034 (3)	86.70	0.615	10:05:19.589
4 -	31.670	97.6	18.235	122.0	26.698	83.0	23.927	119.8	1:40.530 (2)	87.13	0.111	10:07:00.119
5 -	31.492	99.4	18.193	121.1	26.872	79.8	23.862	119.8	1:40.419 (1)	87.23		10:08:40.538

P23	95 S	Ross TURNER						Honda NSF - RedRat Racing				
IDEAL LAP TIME : 1:40.335			BEST LAP TIME : 1:40.536			DIFFERENCE : 0.201						
LAP	SECTOR 1	SECTOR 2	SECTOR 3	SECTOR 4	LAP TIME	MPH	DIFF	TIME OF DAY				
1 -	OUTLAP	82.9	19.536	121.3	28.015	76.4	24.766	120.4	1:49.940	79.67	9.404	10:01:56.773
2 -	32.482	96.4	18.410	122.0	27.309	78.7	24.359	120.9	1:42.560	85.41	2.024	10:03:39.333
3 -	31.949	97.6	18.154	121.7	26.689	83.3	23.972	122.0	1:40.764 (2)	86.93	0.228	10:05:20.097
4 -	31.562	98.2	18.112	121.1	26.698	82.6	24.164	119.8	1:40.536 (1)	87.13		10:07:00.633
5 -	32.495	97.9	18.396	122.2	26.966	83.2	24.149	118.1	1:42.006 (3)	85.87	1.470	10:08:42.639

P24	72 S	Cameron HORSMAN						Honda NSF - Nova / FAB Racing				
IDEAL LAP TIME : 1:40.610			BEST LAP TIME : 1:40.818			DIFFERENCE : 0.208						
LAP	SECTOR 1	SECTOR 2	SECTOR 3	SECTOR 4	LAP TIME	MPH	DIFF	TIME OF DAY				
1 -	OUTLAP	94.1	18.867	118.7	28.428	80.7	24.834	114.9	1:45.732	82.84	4.914	10:02:17.052
2 -	32.380	95.8	18.528	119.1	26.924	84.2	24.427	115.9	1:42.259	85.66	1.441	10:03:59.311
3 -	31.759	96.1	18.261	119.1	26.693	84.9	24.317	115.7	1:41.030 (3)	86.70	0.212	10:05:40.341
4 -	31.491	96.5	18.439	119.1	26.613	86.0	24.297	114.9	1:40.840 (2)	86.86	0.022	10:07:21.181
5 -	31.625	96.5	18.335	119.8	26.577	83.6	24.281	116.3	1:40.818 (1)	86.88		10:09:01.999

P25	24 S	Shane FABER						Honda NSF - SymCirrus Motorsport / Shane Faber Racing				
IDEAL LAP TIME : 1:40.563			BEST LAP TIME : 1:40.976			DIFFERENCE : 0.413						
LAP	SECTOR 1	SECTOR 2	SECTOR 3	SECTOR 4	LAP TIME	MPH	DIFF	TIME OF DAY				
1 -	OUTLAP	85.9	19.770	110.9	29.057	71.8	25.198	117.1	1:50.274	79.43	9.298	10:02:02.040
2 -	33.227	94.6	18.759	118.9	27.297	81.8	24.383	118.5	1:43.666	84.50	2.690	10:03:45.706
3 -	32.122	95.4	18.773	119.4	26.766	81.7	24.367	117.1	1:42.028 (3)	85.85	1.052	10:05:27.734
4 -	32.092	96.1	18.565	121.5	26.703	83.1	23.903	118.5	1:41.263 (2)	86.50	0.287	10:07:08.997
5 -	31.763	96.6	18.394	120.4	26.503	81.5	24.316	116.9	1:40.976 (1)	86.75		10:08:49.973

P26	73 S	Luke HOPKINS						Honda NSF - HM				
IDEAL LAP TIME : 1:41.025			BEST LAP TIME : 1:41.025			DIFFERENCE : 0.000						
LAP	SECTOR 1	SECTOR 2	SECTOR 3	SECTOR 4	LAP TIME	MPH	DIFF	TIME OF DAY				
1 -	OUTLAP	87.4	19.741	116.9	28.856	74.6	25.561	115.5	1:52.457	77.89	11.432	10:02:03.112
2 -	32.757	94.5	18.457	121.7	27.315	79.9	24.276	117.3	1:42.805	85.20	1.780	10:03:45.917
3 -	32.273	94.1	18.690	120.4	27.120	82.9	24.621	117.1	1:42.704 (3)	85.29	1.679	10:05:28.621
4 -	31.695	97.1	18.122	122.6	27.007	80.6	24.201	115.9	1:41.025 (1)	86.70		10:07:09.646
5 -	31.759	96.4	18.452	119.4	27.249	77.8	24.817	114.7	1:42.277 (2)	85.64	1.252	10:08:51.923

Weather / Track : Sunny / Dry

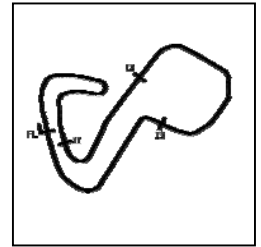
Brands Hatch GP
Circuit Length = 2.4332 miles
Start: 10:00 Flag 10:08 End: 10:10

MCRCB BULLETIN TK193

2017 MCE British Superbike Championship - Round 6

2017 HEL Performance British Motostar Championship

WARM-UP - SECTOR ANALYSIS



SECTOR 1 = FL to I1, SECTOR 2 = I1 to I2 SECTOR 3 = I2 to I3, SECTOR 4 = I3 to FL, DIFF = Difference To Personal Best Lap, P = Crossed Finish Line in Pit Lane, D = Time Disallowed

P27		89 S		T. Fox MORETON				Honda NSF - Banks Racing / Moto Engineering				
IDEAL LAP TIME : 1:42.485		BEST LAP TIME : 1:42.670				DIFFERENCE : 0.185						
LAP	SECTOR 1	SECTOR 2		SECTOR 3		SECTOR 4		LAP TIME	MPH	DIFF	TIME OF DAY	
1 -	OUTLAP	86.9	19.428	121.3	28.994	74.2	25.480	118.3	1:53.142	77.42	10.472	10:05:05.938
2 -	33.036	88.0	18.940	125.4	27.590	82.0	24.362	119.6	1:43.928 (2)	84.28	1.258	10:06:49.866
3 -	32.238	94.5	18.567	124.2	27.318	76.3	24.547	118.7	1:42.670 (1)	85.32		10:08:32.536

P28		45 S		Scott SWANN				Honda NSF - Swann Racing				
IDEAL LAP TIME : 1:42.697		BEST LAP TIME : 1:42.743				DIFFERENCE : 0.046						
LAP	SECTOR 1	SECTOR 2		SECTOR 3		SECTOR 4		LAP TIME	MPH	DIFF	TIME OF DAY	
1 -	OUTLAP	86.1	19.553	107.0	29.801	70.4	25.838	116.5	1:53.001	77.52	10.258	10:02:04.963
2 -	33.725	89.4	19.086	117.3	28.121	76.7	IN PIT		3:17.575 P	44.33	1:34.832	10:05:22.538
3 -	OUTLAP	78.8	18.844	119.8	27.528	81.7	24.598	116.1	1:49.182	80.23	6.439	10:07:11.720
4 -	32.212	96.5	18.368	119.4	27.574	79.6	24.589	116.3	1:42.743 (1)	85.25		10:08:54.463

P29		48 S		Ewan POTTER				Honda NSF -				
IDEAL LAP TIME : 1:43.133		BEST LAP TIME : 1:43.649				DIFFERENCE : 0.516						
LAP	SECTOR 1	SECTOR 2		SECTOR 3		SECTOR 4		LAP TIME	MPH	DIFF	TIME OF DAY	
1 -	OUTLAP	86.2	19.726	115.9	29.623	77.3	25.630	114.9	1:53.165	77.40	9.516	10:03:05.725
2 -	33.407	95.0	18.728	117.9	28.063	82.1	24.883	115.5	1:45.081 (3)	83.36	1.432	10:04:50.806
3 -	32.918	95.7	18.825	119.4	27.690	82.7	24.744	116.1	1:44.177 (2)	84.08	0.528	10:06:34.983
4 -	32.457	91.3	19.244	119.1	27.336	84.2	24.612	116.9	1:43.649 (1)	84.51		10:08:18.632

P30		13 S		Jacob CLARK				Honda NSF - Wilson Racing				
IDEAL LAP TIME : 1:43.904		BEST LAP TIME : 1:44.014				DIFFERENCE : 0.110						
LAP	SECTOR 1	SECTOR 2		SECTOR 3		SECTOR 4		LAP TIME	MPH	DIFF	TIME OF DAY	
1 -	OUTLAP	81.4	20.145	112.4	29.816	74.8	25.569	115.1	1:53.072	77.47	9.058	10:01:59.624
2 -	33.565	85.1	19.342	115.9	28.029	80.8	25.103	111.4	1:46.039	82.60	2.025	10:03:45.663
3 -	33.298	81.8	19.106	114.7	27.649	79.6	24.823	116.3	1:44.876 (3)	83.52	0.862	10:05:30.539
4 -	32.542	89.7	19.002	115.5	27.648	82.8	24.822	115.1	1:44.014 (1)	84.21		10:07:14.553
5 -	32.793	89.8	18.892	114.7	27.791	79.8	24.890	116.1	1:44.366 (2)	83.93	0.352	10:08:58.919

P31		16 S		Connall COURTNEY				Honda NSF - Mototech CCR				
IDEAL LAP TIME : 1:45.326		BEST LAP TIME : 1:45.496				DIFFERENCE : 0.170						
LAP	SECTOR 1	SECTOR 2		SECTOR 3		SECTOR 4		LAP TIME	MPH	DIFF	TIME OF DAY	
1 -	OUTLAP	78.3	20.546	110.9	31.716	67.3	26.512	114.1	1:57.754	74.39	12.258	10:02:53.103
2 -	34.974	82.9	19.452	117.9	29.103	75.4	25.596	115.3	1:49.125 (3)	80.27	3.629	10:04:42.228
3 -	33.634	89.3	19.192	118.5	28.908	73.6	25.263	116.5	1:46.997 (2)	81.86	1.501	10:06:29.225
4 -	32.946	89.7	18.870	120.6	28.247	74.8	25.433	114.5	1:45.496 (1)	83.03		10:08:14.721

Weather / Track : Sunny / Dry

Brands Hatch GP
Circuit Length = 2.4332 miles
Start: 10:00 Flag 10:08 End: 10:10

MCRCB BULLETIN TK194**2017 MCE British Superbike Championship - Round 6****2017 HEL Performance British Motostar Championship****WARM-UP - BEST SPEEDS**

POS	INTERMEDIATE 1			INTERMEDIATE 2			INTERMEDIATE 3			FINISH LINE		
	NO	NAME	MPH	NO	NAME	MPH	NO	NAME	MPH	NO	NAME	MPH
1	69	BOOTH-AMOS	104.5	15	McMANUS	132.6	3	KERR	93.5	79	STACEY	128.8
2	15	McMANUS	104.3	64	DURHAM	130.8	69	BOOTH-AMOS	93.0	15	McMANUS	127.5
3	3	KERR	104.0	3	KERR	130.5	15	McMANUS	90.9	23	LLEWELLYN	127.5
4	64	DURHAM	103.4	69	BOOTH-AMOS	130.0	30	COOK	90.6	54	BURMAN	127.5
5	79	STACEY	103.2	52	BOERBOOM	130.0	19	RODRIGUEZ	90.5	3	KERR	127.3
6	35	LODGE	103.2	23	LLEWELLYN	129.8	12	RENDELL	90.4	34	DELVES	126.8
7	54	BURMAN	103.0	79	STACEY	129.8	34	DELVES	90.3	69	BOOTH-AMOS	126.6
8	34	DELVES	102.4	35	LODGE	129.8	2	STRUDWICK	89.3	35	LODGE	126.3
9	12	RENDELL	102.1	54	BURMAN	129.8	54	BURMAN	89.1	64	DURHAM	126.1
10	44	BEST	102.1	44	BEST	128.3	44	BEST	88.8	52	BOERBOOM	125.9
11	52	BOERBOOM	102.1	27	HODGE	128.3	52	BOERBOOM	88.8	27	HODGE	124.7
12	23	LLEWELLYN	101.6	20	MARKLUND	128.3	25	BROUWERS	88.4	20	MARKLUND	124.5
13	17	CARNE	101.6	34	DELVES	127.8	27	HODGE	88.1	2	STRUDWICK	124.2
14	27	HODGE	101.3	12	RENDELL	126.6	55	SCOTT	87.7	19	RODRIGUEZ	124.2
15	19	RODRIGUEZ	100.6	17	CARNE	126.3	99	CAMPBELL	87.7	44	BEST	124.0
16	30	COOK	100.4	19	RODRIGUEZ	125.4	23	LLEWELLYN	87.0	30	COOK	123.8
17	2	STRUDWICK	100.3	89	MORETON	125.4	35	LODGE	86.7	12	RENDELL	123.1
18	25	BROUWERS	99.8	2	STRUDWICK	125.2	72	HORSMAN	86.0	17	CARNE	122.9
19	20	MARKLUND	99.5	25	BROUWERS	123.8	17	CARNE	85.2	95	TURNER	122.0
20	56	ATKINS	99.4	99	CAMPBELL	122.6	64	DURHAM	84.6	56	ATKINS	121.7
21	95	TURNER	98.2	73	HOPKINS	122.6	56	ATKINS	84.4	25	BROUWERS	120.9
22	99	CAMPBELL	97.6	95	TURNER	122.2	48	POTTER	84.2	89	MORETON	119.6
23	55	SCOTT	97.5	56	ATKINS	122.0	79	STACEY	83.9	99	CAMPBELL	118.7
24	73	HOPKINS	97.1	30	COOK	121.7	20	MARKLUND	83.5	24	FABER	118.5
25	24	FABER	96.6	24	FABER	121.5	95	TURNER	83.3	55	SCOTT	117.9
26	72	HORSMAN	96.5	16	COURTNEY	120.6	24	FABER	83.1	73	HOPKINS	117.3
27	45	SWANN	96.5	55	SCOTT	119.8	73	HOPKINS	82.9	48	POTTER	116.9
28	48	POTTER	95.7	72	HORSMAN	119.8	13	CLARK	82.8	45	SWANN	116.5
29	89	MORETON	94.5	45	SWANN	119.8	89	MORETON	82.0	16	COURTNEY	116.5
30	13	CLARK	89.8	48	POTTER	119.4	45	SWANN	81.7	72	HORSMAN	116.3
31	16	COURTNEY	89.7	13	CLARK	115.9	16	COURTNEY	75.4	13	CLARK	116.3
32	47	ARCHER	69.1	47	ARCHER	84.7	47	ARCHER	70.9			

Weather / Track : Sunny / Dry

Results can be found at www.tsl-timing.com

Brands Hatch GP

Circuit Length = 2.4332 miles

Start: 10:00 Flag 10:08 End: 10:10

Printed - 10:12 Sunday, 23 July 2017

MCRCB BULLETIN TK195

2017 MCE British Superbike Championship - Round 6

2017 HEL Performance British Motostar Championship

WARM-UP - BEST SECTORS

SECTOR 1				SECTOR 2				SECTOR 3				SECTOR 4				IDEAL / BEST COMPARISON			
POS	NO	NAME	TIME	NO	NAME	TIME	NO	NAME	TIME	NO	NAME	TIME	POS	NO	NAME	IDEAL	BEST	DIFF	
															PERFECT LAP	1:34.691			
1	69	BOOTH-A	29.694	69	BOOTH-A	16.998	12	RENDELL	25.154	69	BOOTH-A	22.845	1	69	BOOTH-AMOS	1:34.857	1:34.997	0.140	
2	15	McMANUS	30.069	15	McMANUS	17.185	25	BROUWER	25.317	12	RENDELL	22.895	2	12	RENDELL	1:35.765	1:35.979	0.214	
3	12	RENDELL	30.225	64	DURHAM	17.203	69	BOOTH-A	25.320	79	STACEY	22.976	3	15	McMANUS	1:35.939	1:35.939	0.000	
4	17	CARNE	30.335	27	HODGE	17.379	64	DURHAM	25.669	15	McMANUS	22.994	4	64	DURHAM	1:36.360	1:36.360	0.000	
5	3	KERR	30.415	3	KERR	17.438	15	McMANUS	25.691	64	DURHAM	23.016	5	3	KERR	1:36.799	1:36.980	0.181	
6	2	STRUDWI	30.426	35	LODGE	17.439	3	KERR	25.732	23	LLEWELL	23.031	6	23	LLEWELLYN	1:37.009	1:37.150	0.141	
7	64	DURHAM	30.472	23	LLEWELL	17.478	44	BEST	25.817	52	BOERBOO	23.146	7	25	BROUWERS	1:37.243	1:37.306	0.063	
8	34	DELVES	30.522	44	BEST	17.486	52	BOERBOO	25.837	3	KERR	23.214	8	79	STACEY	1:37.247	1:37.353	0.106	
9	23	LLEWELL	30.591	12	RENDELL	17.491	34	DELVES	25.847	44	BEST	23.244	9	34	DELVES	1:37.320	1:37.407	0.087	
10	25	BROUWER	30.687	52	BOERBOO	17.549	23	LLEWELL	25.909	34	DELVES	23.306	10	52	BOERBOOM	1:37.329	1:37.507	0.178	
11	79	STACEY	30.719	54	BURMAN	17.550	30	COOK	25.950	17	CARNE	23.322	11	17	CARNE	1:37.366	1:37.366	0.000	
12	19	RODRIGU	30.748	79	STACEY	17.553	2	STRUDWI	25.967	30	COOK	23.322	12	44	BEST	1:37.448	1:37.500	0.052	
13	52	BOERBOO	30.797	19	RODRIGU	17.571	79	STACEY	25.999	19	RODRIGU	23.338	13	2	STRUDWICK	1:37.515	1:37.612	0.097	
14	35	LODGE	30.806	17	CARNE	17.601	19	RODRIGU	26.026	2	STRUDWI	23.409	14	19	RODRIGUEZ	1:37.683	1:38.092	0.409	
15	44	BEST	30.901	34	DELVES	17.645	17	CARNE	26.108	35	LODGE	23.427	15	35	LODGE	1:37.827	1:37.827	0.000	
16	30	COOK	30.951	30	COOK	17.681	35	LODGE	26.155	25	BROUWER	23.465	16	30	COOK	1:37.904	1:38.170	0.266	
17	27	HODGE	30.976	2	STRUDWI	17.713	99	CAMPBEL	26.230	54	BURMAN	23.599	17	27	HODGE	1:38.442	1:38.611	0.169	
18	99	CAMPBEL	31.120	20	MARKLUN	17.769	55	SCOTT	26.239	27	HODGE	23.673	18	54	BURMAN	1:39.223	1:39.579	0.356	
19	55	SCOTT	31.144	25	BROUWER	17.774	27	HODGE	26.414	20	MARKLUN	23.673	19	55	SCOTT	1:39.417	1:39.536	0.119	
20	54	BURMAN	31.403	95	TURNER	18.112	24	FABER	26.503	55	SCOTT	23.820	20	99	CAMPBELL	1:39.592	1:39.592	0.000	
21	20	MARKLUN	31.442	73	HOPKINS	18.122	72	HORSMAN	26.577	56	ATKINS	23.862	21	20	MARKLUND	1:39.730	1:39.789	0.059	
22	72	HORSMAN	31.491	56	ATKINS	18.193	54	BURMAN	26.671	24	FABER	23.903	22	56	ATKINS	1:40.225	1:40.419	0.194	
23	56	ATKINS	31.492	55	SCOTT	18.214	56	ATKINS	26.678	99	CAMPBEL	23.947	23	95	TURNER	1:40.335	1:40.536	0.201	
24	95	TURNER	31.562	72	HORSMAN	18.261	95	TURNER	26.689	95	TURNER	23.972	24	24	FABER	1:40.563	1:40.976	0.413	
25	73	HOPKINS	31.695	99	CAMPBEL	18.295	20	MARKLUN	26.846	73	HOPKINS	24.201	25	72	HORSMAN	1:40.610	1:40.818	0.208	
26	24	FABER	31.763	45	SWANN	18.368	73	HOPKINS	27.007	72	HORSMAN	24.281	26	73	HOPKINS	1:41.025	1:41.025	0.000	
27	45	SWANN	32.212	24	FABER	18.394	89	MORETON	27.318	89	MORETON	24.362	27	89	MORETON	1:42.485	1:42.670	0.185	
28	89	MORETON	32.238	89	MORETON	18.567	48	POTTER	27.336	45	SWANN	24.589	28	45	SWANN	1:42.697	1:42.743	0.046	
29	48	POTTER	32.457	48	POTTER	18.728	45	SWANN	27.528	48	POTTER	24.612	29	48	POTTER	1:43.133	1:43.649	0.516	
30	13	CLARK	32.542	16	COURTNE	18.870	13	CLARK	27.648	13	CLARK	24.822	30	13	CLARK	1:43.904	1:44.014	0.110	
31	16	COURTNE	32.946	13	CLARK	18.892	16	COURTNE	28.247	16	COURTNE	25.263	31	16	COURTNEY	1:45.326	1:45.496	0.170	
32				47	ARCHER	24.981	47	ARCHER	34.244										

Weather / Track : Sunny / Dry

Results can be found at www.tsl-timing.com

Brands Hatch GP

Circuit Length = 2.4332 miles

Start: 10:00 Flag 10:08 End: 10:10

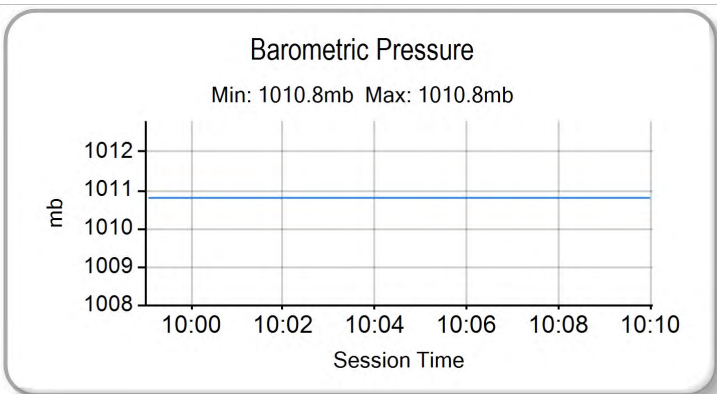
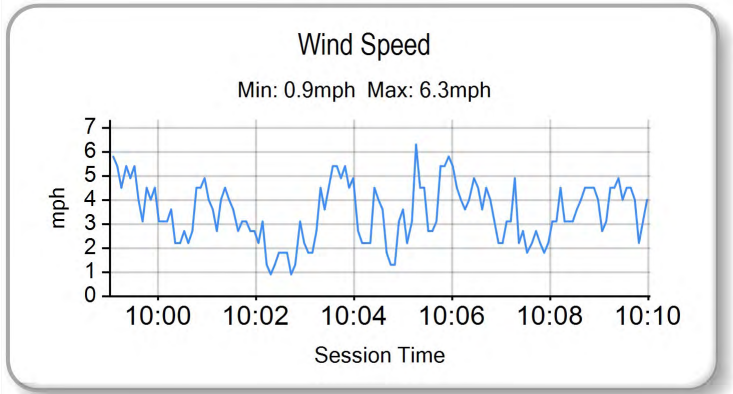
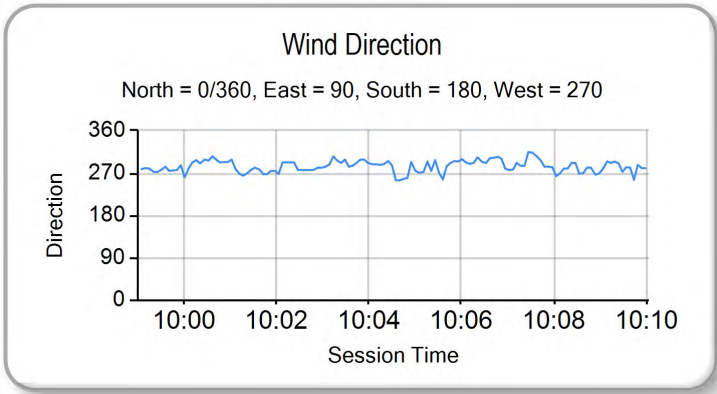
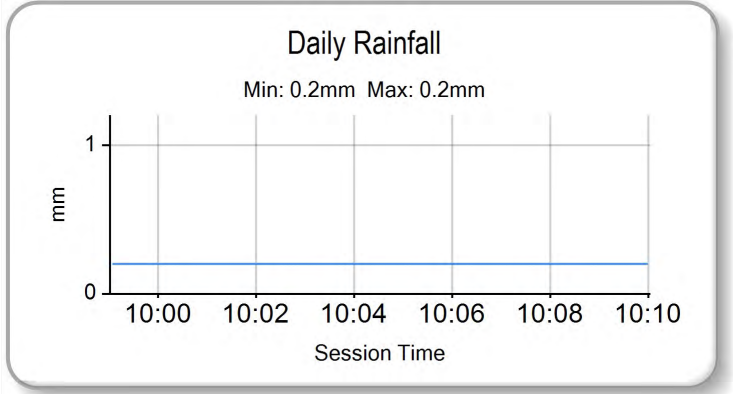
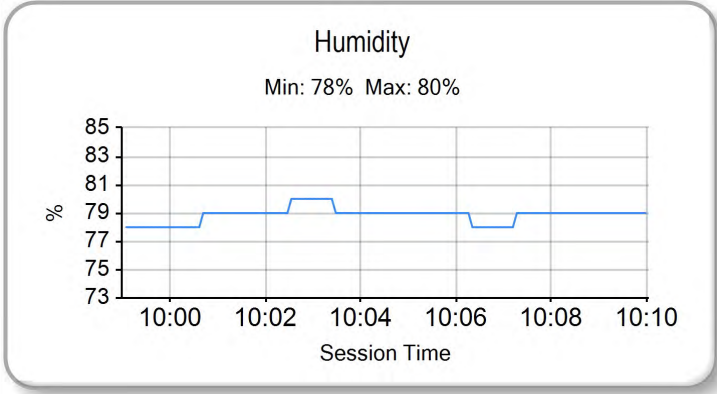
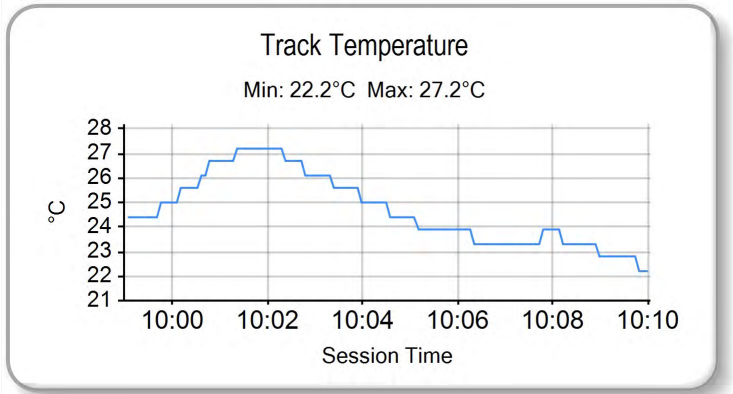
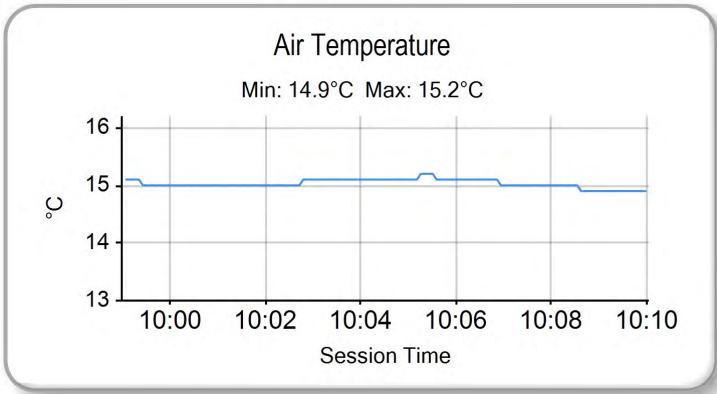
Printed - 10:12 Sunday, 23 July 2017

MCRCB BULLETIN TK196

2017 MCE British Superbike Championship - Round 6

2017 HEL Performance British Motostar Championship

WARM-UP - WEATHER CONDITIONS



Weather / Track : Sunny / Dry

Brands Hatch GP
Circuit Length = 2.4332 miles
Start: 10:00 Flag 10:08 End: 10:10

Results can be found at www.tsl-timing.com

Printed - 10:13 Sunday, 23 July 2017



ROW 11		32	99	Stephen CAMPBELL	31	12	Edward RENDELL					
ROW 10	1:50.632	30	16	Connall COURTNEY	1:47.219	29	13	Jacob CLARK	1:46.473	28	48	Ewan POTTER
ROW 9		27	95	Ross TURNER	1:44.581	26	89	T. Fox MORETON	1:43.872	25	45	Scott SWANN
ROW 8	1:43.633	24	73	Luke HOPKINS	1:43.404	23	54	Sam BURMAN	1:42.703	22	79	Storm STACEY
ROW 7		21	24	Shane FABER	1:42.405	20	27	Josh HODGE	1:42.136	19	72	Cameron HORSMAN
ROW 6	1:42.012	18	17	Tom CARNE	1:41.649	17	56	Charlie ATKINS	1:41.648	16	55	Jack SCOTT
ROW 5		15	20	Joel MARKLUND	1:41.083	14	44	Edmund BEST	1:41.054	13	15	Eugene McMANUS
ROW 4	1:41.046	12	47	Jake ARCHER	1:41.015	11	19	Victor RODRIGUEZ	1:41.000	10	52	Jorel BOERBOOM
ROW 3		9	30	Max COOK	1:40.783	8	3	Richard KERR	1:40.510	7	2	Thomas STRUDWICK
ROW 2	1:39.760	6	23	Sam LLEWELLYN	1:39.470	5	25	Mike BROUWERS	1:39.415	4	35	Elliot LODGE
ROW 1		3	34	Liam DELVES	1:38.552	2	64	Asher DURHAM	1:36.758	1	69	Tom BOOTH-AMOS
												Pole

#99 Added

Brands Hatch GP
Circuit Length = 2.4332 miles

These results are provisional until the conclusion of any judicial and technical matters.

Race Director :	Stewards :	Timekeeper :
-----------------	------------	--------------

Results can be found at www.britishsuperbike.com

Printed - 10:11 Sunday, 23 July 2017





POS	NO	CL	PIC NAME	ENTRY	LAPS	TIME	GAP	DIFF	MPH	BEST	ON
1	69		1 Tom BOOTH-AMOS	KTM - City Lifting RS Racing	14	22:09.049			92.27	1:33.578	10
2	12		2 Edward RENDELL	KTM - Banks Racing	14	22:19.617	10.568	10.568	91.54	1:34.257	10
3	79		3 Storm STACEY	Kalex - FPW Racing	14	22:24.092	15.043	4.475	91.24	1:34.577	8
4	15		4 Eugene McMANUS	KTM - RS Racing / E15 Racing	14	22:24.149	15.100	0.057	91.23	1:34.355	13
5	47		5 Jake ARCHER	KTM - City Lifting RS Racing	14	22:24.424	15.375	0.275	91.21	1:34.893	11
6	3		6 Richard KERR	KTM - North West Racing	14	22:30.656	21.607	6.232	90.79	1:35.517	9
7	44		7 Edmund BEST	KTM - SymCirrus Motorsport	14	22:32.265	23.216	1.609	90.69	1:35.613	10
8	17		8 Tom CARNE	Tigcraft - Neatafan / Tigcraft Racing	14	22:34.170	25.121	1.905	90.56	1:34.873	9
9	34		9 Liam DELVES	DR-Moto - Stauff Connect Academy / Dr-Moto	14	22:35.764	26.715	1.594	90.45	1:35.524	6
10	23		10 Sam LLEWELLYN	KTM - SymCirrus Motorsport	14	22:36.071	27.022	0.307	90.43	1:35.746	8
11	30	S	1 Max COOK	Honda NSF - Wilson Racing	14	22:36.433	27.384	0.362	90.41	1:35.425	10
12	52		11 Jorel BOERBOOM	Kalex KTM - Fireplace Warehouse	14	22:45.254	36.205	8.821	89.82	1:36.220	9
13	25		12 Mike BROUWERS	KTM - TEC7-Joma / Brouwersracingteam	14	22:49.721	40.672	4.467	89.53	1:35.807	14
14	20		13 Joel MARKLUND	KTM - Marklund Solutions / SP125	14	22:53.235	44.186	3.514	89.30	1:37.108	12
15	27		14 Josh HODGE	KTM - Team HPR	14	22:53.783	44.734	0.548	89.27	1:36.917	5
16	2	S	2 Thomas STRUDWICK	Honda NSF - Case Moto Rapido Moto3	14	22:53.869	44.820	0.086	89.26	1:36.410	11
17	54		15 Sam BURMAN	KTM - TeamWNT / Burman Racing	14	22:53.947	44.898	0.078	89.25	1:36.504	11
18	55	S	3 Jack SCOTT	Honda NSF - J J Racing	14	22:55.077	46.028	1.130	89.18	1:36.788	11
19	19	S	4 Victor RODRIGUEZ	Honda NSF - GA Competition	14	22:57.168	48.119	2.091	89.05	1:36.662	12
20	99		16 Stephen CAMPBELL	Honda - Campbell Racing	14	23:06.454	57.405	9.286	88.45	1:37.487	9
21	56	S	5 Charlie ATKINS	Honda NSF - Wilson Racing	14	23:12.977	1:03.928	6.523	88.04	1:37.992	12
22	72	S	6 Cameron HORSMAN	Honda NSF - Nova / FAB Racing	14	23:13.306	1:04.257	0.329	88.01	1:38.257	13
23	95	S	7 Ross TURNER	Honda NSF - RedRat Racing	14	23:27.823	1:18.774	14.517	87.11	1:38.744	6
24	73	S	8 Luke HOPKINS	Honda NSF - HM	14	23:27.844	1:18.795	0.021	87.11	1:39.706	14
25	89	S	9 T. Fox MORETON	Honda NSF - Banks Racing / Moto Engineering	14	23:27.941	1:18.892	0.097	87.10	1:39.107	8
26	45	S	10 Scott SWANN	Honda NSF - Swann Racing	14	23:28.514	1:19.465	0.573	87.06	1:39.090	8
27	48	S	11 Ewan POTTER	Honda NSF -	13	22:11.580	1 Lap	1 Lap	85.52	1:40.775	2
28	16	S	12 Connall COURTNEY	Honda NSF - Mototech CCR	13	22:11.680	1 Lap	0.100	85.51	1:40.956	2
29	13	S	13 Jacob CLARK	Honda NSF - Wilson Racing	13	22:33.874	1 Lap	22.194	84.11	1:42.663	2

NOT CLASSIFIED

DNF	35		Elliot LODGE	FTR - Spike Racing / SP125	12	19:40.761	2 Laps	1 Lap	89.02	1:34.678	12
DNF	24	S	Shane FABER	Honda NSF - SymCirrus Motorsport / Shane Faber I	6	10:12.490	8 Laps	6 Laps	85.81	1:39.100	3
DNF	64		Asher DURHAM	Mahindra - Microlise Cresswell Racing	2	3:16.742	12 Laps	4 Laps	89.04	1:35.547	2

FASTEST LAP

69			Tom BOOTH-AMOS	KTM - City Lifting RS Racing	10	1:33.578		93.61 mph		150.65 kph	
30	S		Max COOK	Honda NSF - Wilson Racing	10	1:35.425		91.79 mph		147.73 kph	

Brands Hatch GP

Circuit Length = 2.4332 miles

Start: 14:40 Flag 15:02 End: 15:04

Weather / Track : Cloudy / Dry

These results are provisional until the conclusion of any judicial and technical matters.

Race Director :	Stewards :	Timekeeper :
-----------------	------------	--------------

Results can be found at www.britishsuperbike.com

Printed - 15:05 Sunday, 23 July 2017



MCRCB BULLETIN TK248**2017 MCE British Superbike Championship - Round 6****2017 HEL Performance British Motostar Championship****RACE 3 - LAP CHART**

20	32.057	1:37.446	52	29.884	1:37.687	30	27.384	1:35.838
25	33.760	1:36.230	25	37.880	1:36.170	52	36.205	1:38.262
54	34.142	1:37.148	27	38.983	1:37.185	25	40.672	1:35.807
2	34.634	1:37.025	20	39.242	1:37.108	20	44.186	1:37.385
19	34.823	1:37.236	54	39.437	1:37.059	27	44.734	1:37.973
55	35.096	1:37.085	2	39.757	1:36.981	2	44.820	1:37.303
35	39.532	1:35.966	19	40.034	1:36.662	54	44.898	1:37.989
99	43.450	1:37.654	55	40.679	1:37.063	55	46.028	1:37.663
56	48.442	1:38.266	35	41.337	1:34.678	19	48.119	1:37.858
72	48.741	1:38.394	99	51.151	1:38.065	99	57.405	1:37.994
95	56.688	1:39.357	56	56.665	1:37.992	56	1:03.928	1:38.418
89	57.036	1:39.281	72	57.320	1:38.354	72	1:04.257	1:38.305
73	57.085	1:39.804	95	1:08.257	1:39.702	95	1:18.774	1:39.829
45	57.534	1:39.734	73	1:08.456	1:39.709	73	1:18.795	1:39.706
48	1:15.417	1:41.460	45	1:08.566	1:39.585	89	1:18.892	1:39.745
16	1:15.806	1:41.287	89	1:08.644	1:39.850	45	1:19.465	1:40.259
13	1:31.796	1:43.557	48	1:30.609	1:41.738			
			16	1:30.711	1:41.708			

LAP 11 @ 14:57:57.280

NO	BEHIND	LAP TIME
----	--------	----------

69		1:33.956
12	10.153	1:34.545
79	13.416	1:34.817
47	13.435	1:34.893
15	15.328	1:35.053
3	16.489	1:36.112
44	18.976	1:36.056
34	20.169	1:36.509
23	23.300	1:35.805
17	23.434	1:35.770
30	23.710	1:35.935
52	26.509	1:36.943
25	36.022	1:36.218
27	36.110	1:38.094
20	36.446	1:38.345
54	36.690	1:36.504
2	37.088	1:36.410
19	37.684	1:36.817
55	37.928	1:36.788
35	40.971	1:35.395
99	47.398	1:37.904
56	52.985	1:38.499
72	53.278	1:38.493
95	1:02.867	1:40.135
73	1:03.059	1:39.930
89	1:03.106	1:40.026
45	1:03.293	1:39.715
48	1:23.183	1:41.722
16	1:23.315	1:41.465

LAP 13 @ 15:01:05.617

NO	BEHIND	LAP TIME
----	--------	----------

69		1:34.025
12	11.326	1:34.970
79	15.402	1:35.212
47	16.063	1:35.555
15	16.121	1:34.355
13	1 Lap	1:44.053
3	20.371	1:36.271
44	22.928	1:36.224
17	25.651	1:35.489
34	25.990	1:37.048
23	26.736	1:35.912
30	27.146	1:35.946
52	33.543	1:37.684
25	40.465	1:36.610
27	42.361	1:37.403
20	42.401	1:37.184
54	42.509	1:37.097
2	43.117	1:37.385
55	43.965	1:37.311
19	45.861	1:39.852
99	55.011	1:37.885
56	1:01.110	1:38.470
72	1:01.552	1:38.257
95	1:14.545	1:40.313
73	1:14.689	1:40.258
89	1:14.747	1:40.128
45	1:14.806	1:40.265

LAP 14 @ 15:02:41.217

NO	BEHIND	LAP TIME
----	--------	----------

69		1:35.600
48	1 Lap	1:41.547
16	1 Lap	1:41.545
12	10.568	1:34.842
79	15.043	1:35.241
15	15.100	1:34.579
47	15.375	1:34.912
3	21.607	1:36.836
44	23.216	1:35.888
13	1 Lap	1:43.032
17	25.121	1:35.070
34	26.715	1:36.325
23	27.022	1:35.886

LAP 12 @ 14:59:31.592

NO	BEHIND	LAP TIME
----	--------	----------

69		1:34.312
13	1 Lap	1:43.837
12	10.381	1:34.540
79	14.215	1:35.111
47	14.533	1:35.410
15	15.791	1:34.775
3	18.125	1:35.948
44	20.729	1:36.065
34	22.967	1:37.110
17	24.187	1:35.065
23	24.849	1:35.861
30	25.225	1:35.827

Weather / Track : Cloudy / Dry

Brands Hatch GP

Circuit Length = 2.4332 miles

Start: 14:40 Flag 15:02 End: 15:04

MCRCB BULLETIN TK249

2017 MCE British Superbike Championship - Round 6

2017 HEL Performance British Motostar Championship

RACE 3 - POSITION CHART

No	Name	Lap														
		Pos	1	2	3	4	5	6	7	8	9	10	11	12	13	14
69	BOOTH-AMOS	1	64	69	69	69	69	69	69	69	69	69	69	69	69	69
64	DURHAM	2	69	64	3	15	15	3	12	12	12	12	12	12	12	12
34	DELVES	3	3	3	15	3	3	47	47	47	47	47	79	79	79	79
35	LODGE	4	25	25	25	47	47	12	3	15	79	79	47	47	47	15
25	BROUWERS	5	15	15	35	25	12	15	15	79	3	15	15	15	15	47
23	LLEWELLYN	6	35	35	47	35	25	44	44	3	15	3	3	3	3	3
2	STRUDWICK	7	23	44	44	44	44	25	79	44	44	44	44	44	44	44
3	KERR	8	44	47	12	12	35	79	34	34	34	34	34	34	17	17
30	COOK	9	47	23	34	34	79	34	23	23	23	23	23	17	34	34
52	BOERBOOM	10	34	34	23	79	34	23	30	30	17	17	17	23	23	23
19	RODRIGUEZ	11	52	12	79	23	52	30	52	52	30	30	30	30	30	30
47	ARCHER	12	30	52	52	52	23	52	17	17	52	52	52	52	52	52
15	McMANUS	13	79	30	30	30	30	17	20	20	20	27	25	25	25	25
44	BEST	14	20	79	20	17	17	27	27	27	27	20	27	27	27	20
20	MARKLUND	15	12	20	17	20	27	20	19	19	54	25	20	20	20	27
55	SCOTT	16	19	27	27	27	20	2	2	2	25	54	54	54	54	2
56	ATKINS	17	27	17	2	2	19	19	54	54	19	2	2	2	2	54
17	CARNE	18	2	19	19	19	2	54	25	55	2	19	19	19	55	55
72	HORSMAN	19	55	2	55	55	54	55	55	25	55	55	55	55	19	19
27	HODGE	20	54	55	54	54	55	99	99	35	35	35	35	35	99	99
24	FABER	21	17	54	99	99	99	56	56	99	99	99	99	99	56	56
79	STACEY	22	56	72	72	72	56	35	35	56	56	56	56	56	72	72
54	BURMAN	23	72	56	56	56	72	72	72	72	72	72	72	72	95	95
73	HOPKINS	24	45	73	73	73	73	73	95	95	73	95	95	95	73	73
45	SWANN	25	73	99	24	24	24	95	73	73	95	89	73	73	89	89
89	MORETON	26	24	45	89	95	95	89	45	45	89	73	89	45	45	45
95	TURNER	27	99	24	95	89	89	45	89	89	45	45	45	89	48	
48	POTTER	28	89	89	45	45	45	24	48	48	48	48	48	48	16	
13	CLARK	29	95	95	48	48	48	48	16	16	16	16	16	16	13	
16	COURTNEY	30	48	48	16	16	16	16	13	13	13	13	13	13		
12	RENDELL	31	16	16	13	13	13	13								
99	CAMPBELL	32	13	13												

Weather / Track : Cloudy / Dry

Brands Hatch GP
 Circuit Length = 2.4332 miles
 Start: 14:40 Flag 15:02 End: 15:04

Results can be found at www.tsl-timing.com

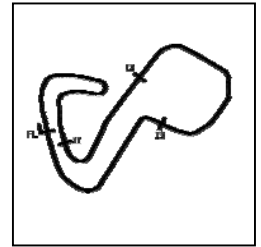
Printed - 15:06 Sunday, 23 July 2017

MCRCB BULLETIN TK250

2017 MCE British Superbike Championship - Round 6

2017 HEL Performance British Motostar Championship

RACE 3 - SECTOR ANALYSIS



SECTOR 1 = FL to I1, SECTOR 2 = I1 to I2 SECTOR 3 = I2 to I3, SECTOR 4 = I3 to FL, DIFF = Difference To Personal Best Lap, P = Crossed Finish Line in Pit Lane, D = Time Disallowed

P1 69		Tom BOOTH-AMOS				KTM - City Lifting RS Racing						
IDEAL LAP TIME : 1:33.549		BEST LAP TIME : 1:33.578				DIFFERENCE : 0.029						
LAP	SECTOR 1	SECTOR 2		SECTOR 3		SECTOR 4		LAP TIME	MPH	DIFF	TIME OF DAY	
1 -		101.3	17.399	129.3	25.522	91.0	22.629	127.8	1:41.244	86.52	7.666	14:42:13.412
2 -	30.476	103.7	17.139	129.0	25.094	93.2	22.666	125.6	1:35.375	91.84	1.797	14:43:48.787
3 -	29.713	103.2	17.116	127.3	25.110	96.5	22.561	124.9	1:34.500	92.69	0.922	14:45:23.287
4 -	29.693	102.9	17.027	129.0	26.193	94.3	22.726	125.2	1:35.639	91.59	2.061	14:46:58.926
5 -	29.437	104.0	17.009	129.3	25.174	94.6	22.543	125.6	1:34.163	93.02	0.585	14:48:33.089
6 -	29.608	104.6	16.985	128.8	25.098	96.2	22.559	125.2	1:34.250	92.94	0.672	14:50:07.339
7 -	29.423	102.2	16.939	128.5	24.923	96.4	22.944	124.9	1:34.229	92.96	0.651	14:51:41.568
8 -	29.580	103.7	17.094	127.8	25.014	95.7	22.534	125.2	1:34.222	92.97	0.644	14:53:15.790
9 -	29.569	104.5	17.039	129.0	24.949	96.0	22.399	125.6	1:33.956 (2)	93.23	0.378	14:54:49.746
10 -	29.344	105.1	16.968	129.3	24.887	96.2	22.379	125.9	1:33.578 (1)	93.61		14:56:23.324
11 -	29.424	103.4	16.988	128.5	25.074	96.9	22.470	125.9	1:33.956 (2)	93.23	0.378	14:57:57.280
12 -	29.608	102.9	17.036	128.3	25.097	94.6	22.571	125.6	1:34.312	92.88	0.734	14:59:31.592
13 -	29.458	104.6	17.050	129.0	25.034	96.0	22.483	125.9	1:34.025	93.16	0.447	15:01:05.617
14 -	29.530	104.6	17.219	130.3	25.641	86.8	23.210	114.9	1:35.600	91.63	2.022	15:02:41.217

P2 12		Edward RENDELL				KTM - Banks Racing						
IDEAL LAP TIME : 1:34.040		BEST LAP TIME : 1:34.257				DIFFERENCE : 0.217						
LAP	SECTOR 1	SECTOR 2		SECTOR 3		SECTOR 4		LAP TIME	MPH	DIFF	TIME OF DAY	
1 -		97.2	18.176	127.8	25.991	83.5	23.261	126.8	1:46.108	82.55	11.851	14:42:18.276
2 -	30.326	101.8	17.411	127.5	24.707	91.1	22.699	126.1	1:35.143	92.07	0.886	14:43:53.419
3 -	30.325	100.1	17.605	127.3	24.914	92.6	22.736	124.7	1:35.580	91.64	1.323	14:45:28.999
4 -	29.879	102.9	17.377	127.0	24.873	90.6	22.902	127.3	1:35.031	92.17	0.774	14:47:04.030
5 -	29.786	102.2	17.439	127.5	25.259	86.5	22.907	128.0	1:35.391	91.83	1.134	14:48:39.421
6 -	30.092	102.2	17.557	127.0	25.273	88.4	22.805	125.6	1:35.727	91.50	1.470	14:50:15.148
7 -	29.777	101.8	17.417	123.5	24.658	92.5	22.566	122.2	1:34.418 (3)	92.77	0.161	14:51:49.566
8 -	29.944	101.9	17.495	124.5	24.639	92.6	22.659	122.0	1:34.737	92.46	0.480	14:53:24.303
9 -	29.750	102.1	17.470	124.2	24.589	93.5	22.519	122.0	1:34.328 (2)	92.86	0.071	14:54:58.631
10 -	29.582	102.2	17.350	124.9	24.669	91.6	22.656	122.2	1:34.257 (1)	92.93		14:56:32.888
11 -	29.825	100.7	17.422	124.5	24.624	92.9	22.674	122.4	1:34.545	92.65	0.288	14:58:07.433
12 -	29.730	101.5	17.411	124.9	24.727	92.6	22.672	122.4	1:34.540	92.65	0.283	14:59:41.973
13 -	29.792	102.1	17.586	124.5	24.806	91.8	22.786	122.4	1:34.970	92.23	0.713	15:01:16.943
14 -	29.859	101.5	17.447	124.2	24.696	92.0	22.840	119.8	1:34.842	92.36	0.585	15:02:51.785

P3 79		Storm STACEY				Kalex - FPW Racing						
IDEAL LAP TIME : 1:34.359		BEST LAP TIME : 1:34.577				DIFFERENCE : 0.218						
LAP	SECTOR 1	SECTOR 2		SECTOR 3		SECTOR 4		LAP TIME	MPH	DIFF	TIME OF DAY	
1 -		97.2	17.745	130.8	26.518	81.9	23.160	127.8	1:45.943	82.68	11.366	14:42:18.111
2 -	30.630	103.2	17.309	126.8	25.276	86.7	22.860	129.3	1:36.075	91.17	1.498	14:43:54.186
3 -	30.705	102.2	17.303	131.5	25.350	85.8	22.755	129.5	1:36.113	91.14	1.536	14:45:30.299
4 -	30.462	101.9	17.261	131.5	25.453	87.4	22.669	128.5	1:35.845	91.39	1.268	14:47:06.144
5 -	30.070	103.7	17.137	131.8	25.297	90.1	22.635	128.3	1:35.139	92.07	0.562	14:48:41.283
6 -	30.074	105.5	17.143	131.8	25.216	87.9	22.442	129.5	1:34.875	92.33	0.298	14:50:16.158
7 -	30.141	102.9	17.314	132.1	25.407	87.2	22.863	129.3	1:35.725	91.51	1.148	14:51:51.883
8 -	29.882	105.0	16.970	132.1	25.132	86.1	22.593	128.3	1:34.577 (1)	92.62		14:53:26.460
9 -	29.949	106.1	17.192	131.0	25.102	87.4	22.481	128.8	1:34.724 (3)	92.47	0.147	14:55:01.184
10 -	29.845	105.5	17.075	132.1	25.247	86.3	22.528	129.5	1:34.695 (2)	92.50	0.118	14:56:35.879
11 -	30.200	104.8	17.004	132.1	25.158	83.8	22.455	128.5	1:34.817	92.38	0.240	14:58:10.696
12 -	30.049	104.6	17.252	130.8	25.283	86.3	22.527	127.5	1:35.111	92.10	0.534	14:59:45.807
13 -	30.024	105.5	17.216	131.5	25.328	86.9	22.644	127.5	1:35.212	92.00	0.635	15:01:21.019
14 -	30.118	105.1	17.209	130.0	25.442	84.9	22.472	126.8	1:35.241	91.97	0.664	15:02:56.260

P4 15		Eugene McMANUS				KTM - RS Racing / E15 Racing						
IDEAL LAP TIME : 1:33.921		BEST LAP TIME : 1:34.355				DIFFERENCE : 0.434						
LAP	SECTOR 1	SECTOR 2		SECTOR 3		SECTOR 4		LAP TIME	MPH	DIFF	TIME OF DAY	
1 -		99.1	17.360	132.6	25.753	93.9	23.317	125.6	1:43.084	84.97	8.729	14:42:15.252
2 -	30.062	102.1	17.259	133.1	24.867	91.8	22.721	129.8	1:34.909	92.29	0.554	14:43:50.161
3 -	30.405	94.2	17.367	132.6	25.383	92.0	23.183	127.5	1:36.338	90.92	1.983	14:45:26.499

Weather / Track : Cloudy / Dry

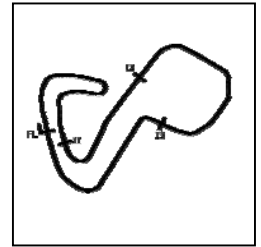
Brands Hatch GP
Circuit Length = 2.4332 miles
Start: 14:40 Flag 15:02 End: 15:04

MCRCB BULLETIN TK250

2017 MCE British Superbike Championship - Round 6

2017 HEL Performance British Motostar Championship

RACE 3 - SECTOR ANALYSIS



SECTOR 1 = FL to I1, SECTOR 2 = I1 to I2 SECTOR 3 = I2 to I3, SECTOR 4 = I3 to FL, DIFF = Difference To Personal Best Lap, P = Crossed Finish Line in Pit Lane, D = Time Disallowed

4 -	30.542	97.8	17.263	132.1	25.672	89.7	22.727	127.0	1:36.204	91.05	1.849	14:47:02.703
5 -	30.360	102.4	17.469	131.0	25.497	90.1	22.946	126.1	1:36.272	90.99	1.917	14:48:38.975
6 -	30.154	101.3	17.379	131.0	25.712	91.4	23.104	128.8	1:36.349	90.91	1.994	14:50:15.324
7 -	30.902	103.2	17.086	132.6	25.026	89.2	22.627	130.3	1:35.641	91.59	1.286	14:51:50.965
8 -	29.874	105.0	17.122	132.8	25.100	89.5	22.523	129.5	1:34.619	92.58	0.264	14:53:25.584
9 -	32.548	103.7	17.260	131.8	25.031	93.0	22.543	127.3	1:37.382	89.95	3.027	14:55:02.966
10 -	29.883	105.5	17.180	132.6	24.966	90.3	22.560	127.5	1:34.589	(3)	0.234	14:56:37.555
11 -	30.157	104.2	17.186	131.3	24.983	91.9	22.727	126.8	1:35.053	92.15	0.698	14:58:12.608
12 -	29.769	104.5	17.256	131.8	24.981	92.4	22.769	127.5	1:34.775	92.42	0.420	14:59:47.383
13 -	29.576	106.3	17.068	131.8	24.919	82.1	22.792	128.5	1:34.355	(1)	92.83	15:01:21.738
14 -	29.726	105.5	16.955	133.4	25.208	91.0	22.690	126.1	1:34.579	(2)	0.224	15:02:56.317

P5	47	Jake ARCHER				KTM - City Lifting RS Racing						
IDEAL LAP TIME : 1:34.497		BEST LAP TIME : 1:34.893		DIFFERENCE : 0.396								
LAP	SECTOR 1	SECTOR 2	SECTOR 3	SECTOR 4	LAP TIME	MPH	DIFF	TIME OF DAY				
1 -	98.8	17.508	132.3	25.890	84.0	23.040	128.5	1:43.754	84.42	8.861	14:42:15.922	
2 -	30.592	100.0	17.465	132.3	25.350	85.3	22.797	128.8	1:36.204	91.05	1.311	14:43:52.126
3 -	30.283	101.6	17.125	132.3	25.153	87.1	22.678	128.3	1:35.239	91.97	0.346	14:45:27.365
4 -	30.073	103.5	17.084	131.3	25.669	83.2	22.732	128.5	1:35.558	91.67	0.665	14:47:02.923
5 -	30.527	97.6	17.363	129.3	25.526	88.0	22.924	129.8	1:36.340	90.92	1.447	14:48:39.263
6 -	30.494	101.9	17.236	132.3	25.497	86.8	22.627	127.0	1:35.854	91.38	0.961	14:50:15.117
7 -	30.392	101.5	17.268	130.8	25.222	88.5	22.555	126.8	1:35.437	91.78	0.544	14:51:50.554
8 -	29.892	104.5	17.138	130.5	25.287	87.8	22.587	126.6	1:34.904	(2)	0.011	14:53:25.458
9 -	30.093	103.7	17.185	130.8	25.308	86.2	22.751	126.3	1:35.337	91.88	0.444	14:55:00.795
10 -	30.008	103.5	17.080	130.8	25.295	86.9	22.644	126.8	1:35.027	92.18	0.134	14:56:35.822
11 -	30.090	103.4	17.066	130.5	25.112	86.9	22.625	125.6	1:34.893	(1)	92.31	14:58:10.715
12 -	30.133	101.3	17.192	131.8	25.574	87.4	22.511	126.8	1:35.410	91.81	0.517	14:59:46.125
13 -	29.844	102.7	17.096	132.3	25.759	82.5	22.856	127.5	1:35.555	91.67	0.662	15:01:21.680
14 -	29.898	103.5	17.032	132.3	25.473	84.9	22.509	127.0	1:34.912	(3)	0.019	15:02:56.592

P6	3	Richard KERR				KTM - North West Racing						
IDEAL LAP TIME : 1:35.150		BEST LAP TIME : 1:35.517		DIFFERENCE : 0.367								
LAP	SECTOR 1	SECTOR 2	SECTOR 3	SECTOR 4	LAP TIME	MPH	DIFF	TIME OF DAY				
1 -	104.8	17.478	130.5	25.532	88.7	22.859	126.3	1:41.738	86.10	6.221	14:42:13.906	
2 -	30.274	104.3	17.435	130.8	25.344	88.8	22.927	126.3	1:35.980	91.26	0.463	14:43:49.886
3 -	30.343	102.6	17.531	128.0	25.375	92.4	23.238	124.9	1:36.487	90.78	0.970	14:45:26.373
4 -	30.343	103.2	17.370	128.3	25.607	91.8	23.033	124.9	1:36.353	90.91	0.836	14:47:02.726
5 -	30.660	101.5	17.364	130.3	25.447	89.2	22.964	126.8	1:36.435	90.83	0.918	14:48:39.161
6 -	30.233	104.6	17.366	130.0	25.257	92.9	23.036	125.2	1:35.892	91.35	0.375	14:50:15.053
7 -	30.392	104.5	17.366	127.3	25.389	87.7	22.708	127.5	1:35.855	91.38	0.338	14:51:50.908
8 -	30.305	104.5	17.290	130.0	25.218	90.6	22.794	125.6	1:35.607	(2)	0.090	14:53:26.515
9 -	30.257	104.3	17.328	130.0	25.067	92.6	22.865	125.4	1:35.517	(1)	91.70	14:55:02.032
10 -	30.164	104.3	17.246	129.5	25.321	88.7	22.894	127.0	1:35.625	(3)	0.108	14:56:37.657
11 -	30.493	103.0	17.211	129.8	25.328	91.3	23.080	125.9	1:36.112	91.14	0.595	14:58:13.769
12 -	30.344	103.4	17.444	128.8	25.319	90.9	22.841	125.2	1:35.948	91.29	0.431	14:59:49.717
13 -	30.438	103.5	17.314	128.3	25.355	92.6	23.164	124.7	1:36.271	90.99	0.754	15:01:25.988
14 -	30.328	102.4	17.437	126.8	25.637	89.3	23.434	119.1	1:36.836	90.46	1.319	15:03:02.824

P7	44	Edmund BEST				KTM - SymCirrus Motorsport						
IDEAL LAP TIME : 1:35.341		BEST LAP TIME : 1:35.613		DIFFERENCE : 0.272								
LAP	SECTOR 1	SECTOR 2	SECTOR 3	SECTOR 4	LAP TIME	MPH	DIFF	TIME OF DAY				
1 -	101.5	17.639	128.5	25.644	85.1	23.196	125.6	1:43.589	84.56	7.976	14:42:15.757	
2 -	30.465	102.1	17.417	128.5	25.176	88.5	23.092	123.8	1:36.150	91.10	0.537	14:43:51.907
3 -	30.308	100.9	17.424	127.8	25.341	86.4	23.149	124.2	1:36.222	91.03	0.609	14:45:28.129
4 -	30.167	102.4	17.497	128.0	25.307	88.0	22.883	125.4	1:35.854	91.38	0.241	14:47:03.983
5 -	30.045	103.4	17.289	129.8	25.381	87.1	23.041	127.5	1:35.756	(2)	0.143	14:48:39.739
6 -	30.215	102.6	17.359	128.0	25.315	86.2	22.896	126.1	1:35.785	(3)	0.172	14:50:15.524
7 -	30.519	102.4	17.340	127.3	25.327	87.9	23.130	124.2	1:36.316	90.94	0.703	14:51:51.840
8 -	30.754	101.9	17.380	126.3	25.363	89.4	23.119	123.1	1:36.616	90.66	1.003	14:53:28.456
9 -	30.118	102.1	17.372	127.5	25.532	89.5	23.109	123.1	1:36.131	91.12	0.518	14:55:04.587
10 -	29.993	102.1	17.344	127.3	25.307	90.1	22.969	123.3	1:35.613	(1)	91.61	14:56:40.200
11 -	30.313	100.9	17.350	126.3	25.179	91.6	23.214	123.3	1:36.056	91.19	0.443	14:58:16.256

Brands Hatch GP
Circuit Length = 2.4332 miles
Start: 14:40 Flag 15:02 End: 15:04

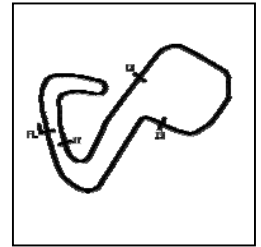
Weather / Track : Cloudy / Dry

MCRCB BULLETIN TK250

2017 MCE British Superbike Championship - Round 6

2017 HEL Performance British Motostar Championship

RACE 3 - SECTOR ANALYSIS



SECTOR 1 = FL to I1, SECTOR 2 = I1 to I2 SECTOR 3 = I2 to I3, SECTOR 4 = I3 to FL, DIFF = Difference To Personal Best Lap, P = Crossed Finish Line in Pit Lane, D = Time Disallowed

12 -	30.190	101.5	17.508	125.6	25.327	89.1	23.040	123.1	1:36.065	91.18	0.452	14:59:52.321
13 -	30.285	102.1	17.396	125.9	25.554	90.1	22.989	122.9	1:36.224	91.03	0.611	15:01:28.545
14 -	30.245	101.8	17.398	126.3	25.247	90.8	22.998	122.9	1:35.888	91.35	0.275	15:03:04.433

P8 17		Tom CARNE				Tigcraft - Neatafan / Tigcraft Racing						
IDEAL LAP TIME : 1:34.673		BEST LAP TIME : 1:34.873				DIFFERENCE : 0.200						
LAP	SECTOR 1	SECTOR 2		SECTOR 3		SECTOR 4		LAP TIME	MPH	DIFF	TIME OF DAY	
1 -		97.9	18.189	126.1	26.504	80.7	23.686	124.9	1:47.555	81.44	12.682	14:42:19.723
2 -	30.641	100.0	17.557	126.8	25.784	82.4	23.119	124.0	1:37.101	90.21	2.228	14:43:56.824
3 -	30.580	100.3	17.563	126.3	25.641	84.2	23.138	123.3	1:36.922	90.38	2.049	14:45:33.746
4 -	30.458	101.5	17.596	125.9	25.486	88.8	23.203	122.0	1:36.743	90.54	1.870	14:47:10.489
5 -	30.230	101.0	17.673	125.4	25.715	88.5	23.333	122.0	1:36.951	90.35	2.078	14:48:47.440
6 -	30.068	102.4	17.477	127.0	25.508	87.8	23.012	123.3	1:36.065	91.18	1.192	14:50:23.505
7 -	30.186	102.1	17.414	126.6	25.228	87.7	22.955	123.5	1:35.783	91.45	0.910	14:51:59.288
8 -	30.024	102.2	17.338	126.6	25.164	89.1	22.604	127.0	1:35.130	92.08	0.257	14:53:34.418
9 -	29.807	102.9	17.314	126.6	25.024	90.5	22.728	124.5	1:34.873 (1)	92.33		14:55:09.291
10 -	29.993	102.6	17.354	126.3	25.326	87.2	22.980	122.9	1:35.653	91.57	0.780	14:56:44.944
11 -	30.272	101.6	17.392	126.1	25.319	88.6	22.787	122.2	1:35.770	91.46	0.897	14:58:20.714
12 -	30.018	102.4	17.316	126.8	24.948	91.0	22.783	124.0	1:35.065 (2)	92.14	0.192	14:59:55.779
13 -	29.956	103.0	17.373	126.6	25.193	89.0	22.967	122.6	1:35.489	91.73	0.616	15:01:31.268
14 -	29.896	102.6	17.370	126.6	25.029	88.7	22.775	123.8	1:35.070 (3)	92.14	0.197	15:03:06.338

P9 34		Liam DELVES				DR-Moto - Stauff Connect Academy / Dr-Moto						
IDEAL LAP TIME : 1:35.429		BEST LAP TIME : 1:35.524				DIFFERENCE : 0.095						
LAP	SECTOR 1	SECTOR 2		SECTOR 3		SECTOR 4		LAP TIME	MPH	DIFF	TIME OF DAY	
1 -		99.2	17.651	130.0	25.956	84.7	23.195	127.0	1:44.030	84.20	8.506	14:42:16.198
2 -	30.591	100.6	17.615	130.5	25.452	87.1	23.119	127.5	1:36.777	90.51	1.253	14:43:52.975
3 -	30.298	101.8	17.449	128.8	25.496	89.5	23.121	124.7	1:36.364	90.90	0.840	14:45:29.339
4 -	30.170	101.8	17.554	128.5	25.366	89.9	23.176	124.0	1:36.266	90.99	0.742	14:47:05.605
5 -	30.224	101.3	17.545	128.0	25.484	90.9	22.893	124.7	1:36.146	91.10	0.622	14:48:41.751
6 -	29.990	101.6	17.479	128.8	25.200	89.7	22.855	124.5	1:35.524 (1)	91.70		14:50:17.275
7 -	30.029	102.1	17.495	127.5	25.254	89.8	23.022	123.8	1:35.800 (2)	91.43	0.276	14:51:53.075
8 -	30.209	102.6	17.384	128.0	25.355	89.5	23.069	124.5	1:36.017	91.23	0.493	14:53:29.092
9 -	30.155	102.2	17.421	128.0	25.312	90.1	23.052	124.2	1:35.940	91.30	0.416	14:55:05.032
10 -	30.151	102.6	17.385	128.0	25.334	89.7	23.038	124.2	1:35.908 (3)	91.33	0.384	14:56:40.940
11 -	30.412	101.3	17.457	127.5	25.464	89.7	23.176	122.9	1:36.509	90.76	0.985	14:58:17.449
12 -	30.364	100.9	17.673	126.6	25.728	88.5	23.345	123.3	1:37.110	90.20	1.586	14:59:54.559
13 -	30.408	101.0	17.658	126.1	25.813	89.0	23.169	123.8	1:37.048	90.26	1.524	15:01:31.607
14 -	30.246	102.1	17.450	127.3	25.513	90.3	23.116	123.5	1:36.325	90.94	0.801	15:03:07.932

P10 23		Sam LLEWELLYN				KTM - SymCirrus Motorsport						
IDEAL LAP TIME : 1:35.406		BEST LAP TIME : 1:35.746				DIFFERENCE : 0.340						
LAP	SECTOR 1	SECTOR 2		SECTOR 3		SECTOR 4		LAP TIME	MPH	DIFF	TIME OF DAY	
1 -		101.3	17.430	129.0	26.234	85.1	23.397	128.3	1:43.498	84.63	7.752	14:42:15.666
2 -	30.811	99.4	17.515	129.0	25.773	84.4	23.146	127.0	1:37.245	90.08	1.499	14:43:52.911
3 -	30.713	100.6	17.370	129.3	25.830	82.2	23.199	126.8	1:37.112	90.20	1.366	14:45:30.023
4 -	30.618	102.4	17.411	128.0	25.849	87.7	23.130	126.8	1:37.008	90.30	1.262	14:47:07.031
5 -	30.865	105.3	17.742	129.3	25.572	87.4	22.843	127.3	1:37.022	90.28	1.276	14:48:44.053
6 -	30.670	102.9	17.367	129.3	25.735	88.3	23.194	126.1	1:36.966	90.33	1.220	14:50:21.019
7 -	30.291	102.6	17.403	129.0	25.514	90.4	23.181	125.6	1:36.389	90.88	0.643	14:51:57.408
8 -	30.246	103.2	17.306	128.8	25.335	91.4	22.859	126.1	1:35.746 (1)	91.49		14:53:33.154
9 -	30.151	103.4	17.310	129.0	25.394	89.7	22.905	125.9	1:35.760 (2)	91.47	0.014	14:55:08.914
10 -	30.244	104.2	17.167	129.3	25.453	88.7	22.997	125.9	1:35.861	91.38	0.115	14:56:44.775
11 -	30.291	103.5	17.154	129.0	25.471	90.5	22.889	126.3	1:35.805 (3)	91.43	0.059	14:58:20.580
12 -	30.357	105.1	17.403	129.5	25.308	88.3	22.793	127.3	1:35.861	91.38	0.115	14:59:56.441
13 -	30.221	102.9	17.271	129.3	25.547	86.7	22.873	126.8	1:35.912	91.33	0.166	15:01:32.353
14 -	30.234	104.8	17.241	129.0	25.556	87.0	22.855	127.0	1:35.886	91.35	0.140	15:03:08.239

Weather / Track : Cloudy / Dry

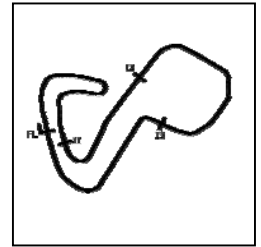
Brands Hatch GP
Circuit Length = 2.4332 miles
Start: 14:40 Flag 15:02 End: 15:04

MCRCB BULLETIN TK250

2017 MCE British Superbike Championship - Round 6

2017 HEL Performance British Motostar Championship

RACE 3 - SECTOR ANALYSIS



SECTOR 1 = FL to I1, SECTOR 2 = I1 to I2 SECTOR 3 = I2 to I3, SECTOR 4 = I3 to FL, DIFF = Difference To Personal Best Lap, P = Crossed Finish Line in Pit Lane, D = Time Disallowed

P11 30 S		Max COOK		Honda NSF - Wilson Racing								
IDEAL LAP TIME : 1:35.378		BEST LAP TIME : 1:35.425		DIFFERENCE : 0.047								
LAP	SECTOR 1	SECTOR 2	SECTOR 3	SECTOR 4	LAP TIME	MPH	DIFF	TIME OF DAY				
1 -	99.4	17.923	123.5	25.699	87.4	23.303	124.0	1:44.841	83.55	9.416	14:42:17.009	
2 -	30.705	100.3	17.761	123.3	25.533	87.8	23.144	123.5	1:37.143	90.17	1.718	14:43:54.152
3 -	30.945	100.3	17.672	123.3	25.267	87.2	23.042	123.5	1:36.926	90.37	1.501	14:45:31.078
4 -	30.332	101.8	17.587	123.5	25.353	88.7	23.025	124.2	1:36.297	90.96	0.872	14:47:07.375
5 -	30.519	100.6	17.763	122.6	25.663	89.0	23.046	123.1	1:36.991	90.31	1.566	14:48:44.366
6 -	30.581	101.5	17.625	123.5	25.430	90.4	23.290	122.2	1:36.926	90.37	1.501	14:50:21.292
7 -	30.239	100.9	17.766	123.1	25.273	90.8	23.165	121.7	1:36.443	90.82	1.018	14:51:57.735
8 -	30.165	100.7	17.565	122.4	25.255	92.0	22.960	121.7	1:35.945	91.30	0.520	14:53:33.680
9 -	30.257	100.6	17.566	124.0	25.181	89.3	22.946	122.9	1:35.950	91.29	0.525	14:55:09.630
10 -	30.025	101.5	17.511	122.6	25.072	91.9	22.817	124.7	1:35.425 (1)	91.79		14:56:45.055
11 -	30.301	101.6	17.524	123.5	25.181	90.5	22.929	122.0	1:35.935	91.31	0.510	14:58:20.990
12 -	30.205	101.5	17.558	122.6	25.138	90.4	22.926	123.1	1:35.827 (2)	91.41	0.402	14:59:56.817
13 -	30.019	102.1	17.676	122.6	25.309	91.4	22.942	122.2	1:35.946	91.29	0.521	15:01:32.763
14 -	30.111	101.6	17.470	124.0	25.296	90.5	22.961	120.9	1:35.838 (3)	91.40	0.413	15:03:08.601

P12 52		Jorel BOERBOOM		Kalex KTM - Fireplace Warehouse								
IDEAL LAP TIME : 1:35.974		BEST LAP TIME : 1:36.220		DIFFERENCE : 0.246								
LAP	SECTOR 1	SECTOR 2	SECTOR 3	SECTOR 4	LAP TIME	MPH	DIFF	TIME OF DAY				
1 -	101.9	17.728	130.0	26.026	86.7	23.110	126.3	1:44.592	83.75	8.372	14:42:16.760	
2 -	30.771	103.0	17.565	130.8	25.684	86.1	23.029	126.3	1:37.049	90.26	0.829	14:43:53.809
3 -	30.907	102.7	17.512	129.8	25.668	86.9	22.878	126.1	1:36.965	90.34	0.745	14:45:30.774
4 -	30.454	103.0	17.466	130.0	25.537	90.5	22.878	127.3	1:36.335	90.93	0.115	14:47:07.109
5 -	30.607	103.2	17.497	129.0	25.780	89.5	23.003	124.7	1:36.887	90.41	0.667	14:48:43.996
6 -	30.630	103.0	17.491	128.8	26.249	89.1	23.091	125.6	1:37.461	89.88	1.241	14:50:21.457
7 -	30.668	103.5	17.463	129.3	25.434	86.3	23.022	125.6	1:36.587	90.69	0.367	14:51:58.044
8 -	30.445	103.8	17.384	129.5	25.554	90.6	22.949	125.4	1:36.332 (3)	90.93	0.112	14:53:34.376
9 -	30.348	103.7	17.349	129.8	25.488	91.3	23.035	125.4	1:36.220 (1)	91.03		14:55:10.596
10 -	30.339	103.7	17.323	129.5	25.622	87.6	22.966	125.2	1:36.250 (2)	91.01	0.030	14:56:46.846
11 -	30.637	102.1	17.414	128.5	25.829	86.5	23.063	124.9	1:36.943	90.36	0.723	14:58:23.789
12 -	30.986	102.4	17.534	127.8	25.932	86.9	23.235	124.5	1:37.687	89.67	1.467	15:00:01.476
13 -	30.707	103.2	17.678	127.3	26.140	86.5	23.159	124.2	1:37.684	89.67	1.464	15:01:39.160
14 -	30.734	100.4	17.985	126.8	26.333	86.3	23.210	124.0	1:38.262	89.14	2.042	15:03:17.422

P13 25		Mike BROUWERS		KTM - TEC7-Joma / Brouwersracingteam								
IDEAL LAP TIME : 1:35.295		BEST LAP TIME : 1:35.807		DIFFERENCE : 0.512								
LAP	SECTOR 1	SECTOR 2	SECTOR 3	SECTOR 4	LAP TIME	MPH	DIFF	TIME OF DAY				
1 -	101.3	17.760	124.0	25.084	89.9	22.920	123.1	1:41.966	85.90	6.159	14:42:14.134	
2 -	30.243	101.8	17.715	124.9	24.980	88.1	23.046	123.1	1:35.984 (2)	91.26	0.177	14:43:50.118
3 -	30.332	100.3	17.788	124.0	25.154	87.3	23.294	121.3	1:36.568	90.71	0.761	14:45:26.686
4 -	30.254	100.9	17.492	124.0	25.376	93.2	23.185	122.9	1:36.307	90.95	0.500	14:47:02.993
5 -	30.282	101.0	17.761	124.9	25.340	89.8	23.237	124.9	1:36.620	90.66	0.813	14:48:39.613
6 -	30.184	101.8	17.527	123.3	25.385	85.7	22.959	124.5	1:36.055 (3)	91.19	0.248	14:50:15.668
7 -	30.349	100.3	17.440	126.1	25.329	88.4	36.904	105.5	1:50.022	79.61	14.215	14:52:05.690
8 -	32.741	88.5	18.048	123.5	25.315	92.3	22.991	121.3	1:39.095	88.39	3.288	14:53:44.785
9 -	30.436	100.9	17.500	126.1	25.091	88.8	23.042	121.1	1:36.069	91.18	0.262	14:55:20.854
10 -	30.218	101.6	17.837	123.8	25.362	90.9	22.813	121.7	1:36.230	91.03	0.423	14:56:57.084
11 -	30.208	100.0	17.531	123.8	25.301	91.9	23.178	121.1	1:36.218	91.04	0.411	14:58:33.302
12 -	30.062	99.1	17.688	122.4	25.249	87.9	23.171	119.8	1:36.170	91.08	0.363	15:00:09.472
13 -	30.597	98.9	17.913	121.3	25.132	90.3	22.968	120.2	1:36.610	90.67	0.803	15:01:46.082
14 -	30.204	98.9	17.648	122.6	24.984	90.1	22.971	120.6	1:35.807 (1)	91.43		15:03:21.889

P14 20		Joel MARKLUND		KTM - Marklund Solutions / SP125								
IDEAL LAP TIME : 1:36.828		BEST LAP TIME : 1:37.108		DIFFERENCE : 0.280								
LAP	SECTOR 1	SECTOR 2	SECTOR 3	SECTOR 4	LAP TIME	MPH	DIFF	TIME OF DAY				
1 -	95.8	17.874	130.0	26.449	86.7	23.374	125.6	1:46.000	82.63	8.892	14:42:18.168	
2 -	30.803	100.7	17.531	130.8	25.853	87.8	23.179	127.0	1:37.366	89.96	0.258	14:43:55.534
3 -	31.004	100.4	17.580	130.5	26.100	86.3	23.365	125.2	1:38.049	89.34	0.941	14:45:33.583

Weather / Track : Cloudy / Dry

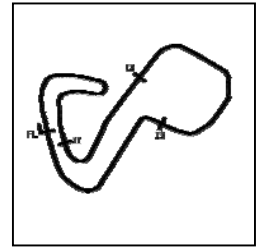
Brands Hatch GP
Circuit Length = 2.4332 miles
Start: 14:40 Flag 15:02 End: 15:04

MCRCB BULLETIN TK250

2017 MCE British Superbike Championship - Round 6

2017 HEL Performance British Motostar Championship

RACE 3 - SECTOR ANALYSIS



SECTOR 1 = FL to I1, SECTOR 2 = I1 to I2, SECTOR 3 = I2 to I3, SECTOR 4 = I3 to FL, DIFF = Difference To Personal Best Lap, P = Crossed Finish Line in Pit Lane, D = Time Disallowed

4 -	31.077	98.6	17.598	129.8	25.887	86.9	23.067	125.9	1:37.629	89.72	0.521	14:47:11.212	
5 -	31.044	101.6	17.458	130.5	25.723	85.5	23.124	127.5	1:37.349	89.98	0.241	14:48:48.561	
6 -	30.753	102.6	17.454	131.0	25.894	86.4	23.341	127.0	1:37.442	89.89	0.334	14:50:26.003	
7 -	30.702	102.9	17.546	128.5	25.781	87.4	23.189	124.2	1:37.218	90.10	0.110	14:52:03.221	
8 -	30.860	101.5	17.584	128.0	25.651	87.0	23.122	124.7	1:37.217	(3)	90.10	0.109	14:53:40.438
9 -	30.809	101.6	17.729	128.0	25.781	88.1	23.178	124.9	1:37.497	89.84	0.389	14:55:17.935	
10 -	30.881	98.6	17.567	130.0	25.962	82.4	23.036	127.0	1:37.446	89.89	0.338	14:56:55.381	
11 -	31.230	100.1	17.727	127.8	26.036	83.8	23.352	125.6	1:38.345	89.07	1.237	14:58:33.726	
12 -	30.796	101.8	17.542	129.5	25.639	86.0	23.131	127.0	1:37.108	(1)	90.20		15:00:10.834
13 -	30.714	99.7	17.518	130.3	25.833	85.8	23.119	125.6	1:37.184	(2)	90.13	0.076	15:01:48.018
14 -	30.886	101.8	17.697	128.3	25.769	88.6	23.033	125.6	1:37.385	89.95	0.277	15:03:25.403	

P15 27 Josh HODGE KTM - Team HPR
IDEAL LAP TIME : 1:36.616 BEST LAP TIME : 1:36.917 DIFFERENCE : 0.301

LAP	SECTOR 1	SECTOR 2	SECTOR 3	SECTOR 4	LAP TIME	MPH	DIFF	TIME OF DAY					
1 -		96.8	18.128	128.5	26.429	85.9	23.599	125.2	1:46.859	81.97	9.942	14:42:19.027	
2 -	30.569	103.4	17.680	128.8	25.982	88.5	23.326	124.0	1:37.557	89.79	0.640	14:43:56.584	
3 -	30.697	102.2	17.476	128.5	25.985	87.0	23.171	125.2	1:37.329	90.00	0.412	14:45:33.913	
4 -	30.927	100.0	17.564	129.5	25.902	84.6	23.215	125.6	1:37.608	89.74	0.691	14:47:11.521	
5 -	30.457	102.4	17.414	127.5	25.779	88.8	23.267	123.5	1:36.917	(1)	90.38		14:48:48.438
6 -	30.518	103.2	17.457	127.8	26.051	90.1	23.484	122.9	1:37.510	89.83	0.593	14:50:25.948	
7 -	31.010	100.3	17.407	128.0	25.796	86.0	23.339	123.3	1:37.552	89.79	0.635	14:52:03.500	
8 -	30.791	102.2	17.480	129.3	25.671	87.4	23.081	125.4	1:37.023	(2)	90.28	0.106	14:53:40.523
9 -	30.875	101.5	17.641	125.6	25.853	85.4	23.107	125.4	1:37.476	89.86	0.559	14:55:17.999	
10 -	30.614	101.5	17.598	126.3	25.899	88.5	23.186	122.9	1:37.297	90.03	0.380	14:56:55.296	
11 -	31.107	101.3	17.520	125.6	26.164	88.6	23.303	124.5	1:38.094	89.30	1.177	14:58:33.390	
12 -	30.604	101.8	17.494	127.5	25.897	88.6	23.190	124.0	1:37.185	(3)	90.13	0.268	15:00:10.575
13 -	30.768	101.8	17.474	126.3	25.917	89.8	23.244	122.6	1:37.403	89.93	0.486	15:01:47.978	
14 -	31.082	100.1	17.609	128.0	25.802	86.3	23.480	123.1	1:37.973	89.41	1.056	15:03:25.951	

P16 2 S Thomas STRUDWICK Honda NSF - Case Moto Rapido Moto3
IDEAL LAP TIME : 1:36.201 BEST LAP TIME : 1:36.410 DIFFERENCE : 0.209

LAP	SECTOR 1	SECTOR 2	SECTOR 3	SECTOR 4	LAP TIME	MPH	DIFF	TIME OF DAY					
1 -		98.1	18.047	125.2	26.874	82.1	24.044	121.7	1:47.212	81.70	10.802	14:42:19.380	
2 -	30.441	101.0	17.792	126.6	26.351	85.5	23.257	122.0	1:37.841	89.53	1.431	14:43:57.221	
3 -	30.623	100.0	17.711	123.5	25.778	87.0	23.110	121.5	1:37.222	90.10	0.812	14:45:34.443	
4 -	30.422	98.6	17.962	122.9	25.654	87.3	23.522	121.1	1:37.560	89.78	1.150	14:47:12.003	
5 -	30.469	97.8	17.834	123.3	26.011	87.9	23.148	122.0	1:37.462	89.87	1.052	14:48:49.465	
6 -	30.981	100.3	17.715	124.0	25.976	84.2	23.315	119.4	1:37.987	89.39	1.577	14:50:27.452	
7 -	30.704	100.1	17.655	121.5	26.113	84.5	23.385	119.8	1:37.857	89.51	1.447	14:52:05.309	
8 -	30.691	96.6	17.752	121.7	25.947	86.8	23.258	121.1	1:37.648	89.70	1.238	14:53:42.957	
9 -	30.713	98.8	17.808	123.5	26.028	88.4	23.427	122.9	1:37.976	89.40	1.566	14:55:20.933	
10 -	30.262	100.4	17.887	122.2	25.629	87.0	23.247	119.8	1:37.025	(3)	90.28	0.615	14:56:57.958
11 -	30.184	99.4	17.648	122.9	25.576	89.4	23.002	121.3	1:36.410	(1)	90.86		14:58:34.368
12 -	30.607	99.8	17.713	124.0	25.367	86.4	23.294	122.0	1:36.981	(2)	90.32	0.571	15:00:11.349
13 -	30.354	99.1	17.880	121.3	25.659	84.9	23.492	120.0	1:37.385	89.95	0.975	15:01:48.734	
14 -	30.753	98.1	17.777	122.9	25.623	83.7	23.150	120.6	1:37.303	90.02	0.893	15:03:26.037	

P17 54 Sam BURMAN KTM - TeamWNT / Burman Racing
IDEAL LAP TIME : 1:36.214 BEST LAP TIME : 1:36.504 DIFFERENCE : 0.290

LAP	SECTOR 1	SECTOR 2	SECTOR 3	SECTOR 4	LAP TIME	MPH	DIFF	TIME OF DAY					
1 -		98.8	17.971	126.1	26.709	85.3	23.766	126.1	1:47.382	81.57	10.878	14:42:19.550	
2 -	31.212	102.4	17.665	131.8	26.116	85.7	23.268	127.3	1:38.261	89.14	1.757	14:43:57.811	
3 -	31.040	103.4	17.549	129.3	26.105	89.4	23.293	126.6	1:37.987	89.39	1.483	14:45:35.798	
4 -	30.745	104.3	17.441	130.0	25.809	88.3	23.147	127.5	1:37.142	90.17	0.638	14:47:12.940	
5 -	30.693	104.5	17.332	130.5	26.061	89.0	23.101	127.3	1:37.187	90.13	0.683	14:48:50.127	
6 -	30.606	103.2	17.489	124.7	26.211	86.8	23.115	127.3	1:37.421	89.91	0.917	14:50:27.548	
7 -	31.138	104.3	17.348	130.8	26.242	87.0	23.171	125.9	1:37.899	89.47	1.395	14:52:05.447	
8 -	30.798	101.9	17.494	126.6	26.290	87.8	23.030	125.9	1:37.612	89.74	1.108	14:53:43.059	
9 -	30.919	104.5	17.376	130.3	25.837	90.8	23.127	125.6	1:37.259	90.06	0.755	14:55:20.318	
10 -	30.641	104.5	17.637	129.8	26.024	89.2	22.846	126.8	1:37.148	90.17	0.644	14:56:57.466	
11 -	30.441	104.0	17.283	131.0	25.680	89.4	23.100	127.8	1:36.504	(1)	90.77		14:58:33.970

Brands Hatch GP
Circuit Length = 2.4332 miles
Start: 14:40 Flag 15:02 End: 15:04

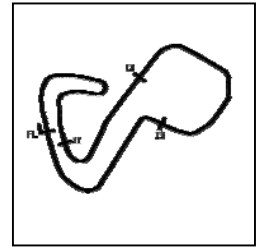
Weather / Track : Cloudy / Dry

MCRCB BULLETIN TK250

2017 MCE British Superbike Championship - Round 6

2017 HEL Performance British Motostar Championship

RACE 3 - SECTOR ANALYSIS



SECTOR 1 = FL to I1, SECTOR 2 = I1 to I2 SECTOR 3 = I2 to I3, SECTOR 4 = I3 to FL, DIFF = Difference To Personal Best Lap, P = Crossed Finish Line in Pit Lane, D = Time Disallowed

12 -	30.840	103.2	17.430	130.3	25.729	87.8	23.060	128.0	1:37.059 (2)	90.25	0.555	15:00:11.029
13 -	31.043	104.6	17.247	130.8	25.809	87.6	22.998	127.5	1:37.097 (3)	90.21	0.593	15:01:48.126
14 -	31.239	101.9	17.467	131.0	25.933	87.6	23.350	124.2	1:37.989	89.39	1.485	15:03:26.115

P18 55 S		Jack SCOTT				Honda NSF - J J Racing						
IDEAL LAP TIME : 1:36.535		BEST LAP TIME : 1:36.788				DIFFERENCE : 0.253						
LAP	SECTOR 1	SECTOR 2	SECTOR 3	SECTOR 4	LAP TIME	MPH	DIFF	TIME OF DAY				
1 -	95.1	18.381	123.1	26.589	82.8	23.857	119.1	1:47.277	81.65	10.489	14:42:19.445	
2 -	30.755	98.6	17.847	121.7	26.168	88.1	23.421	118.7	1:38.191	89.21	1.403	14:43:57.636
3 -	30.638	99.4	18.023	121.1	25.708	89.3	23.416	119.4	1:37.785	89.58	0.997	14:45:35.421
4 -	30.378	99.8	17.956	120.9	25.600	89.5	23.319	119.6	1:37.253	90.07	0.465	14:47:12.674
5 -	30.453	99.5	17.920	121.7	26.118	87.1	23.441	119.6	1:37.932	89.44	1.144	14:48:50.606
6 -	30.465	99.1	17.892	122.4	25.694	87.9	23.442	119.6	1:37.493	89.85	0.705	14:50:28.099
7 -	30.878	98.1	18.028	121.1	25.608	88.6	23.463	118.7	1:37.977	89.40	1.189	14:52:06.076
8 -	31.008	98.5	17.925	119.8	25.600	88.4	23.374	119.1	1:37.907	89.47	1.119	14:53:43.983
9 -	30.536	98.3	17.981	121.3	25.612	86.4	23.223	120.6	1:37.352	89.98	0.564	14:55:21.335
10 -	30.345	100.4	17.997	120.9	25.593	85.1	23.150	120.4	1:37.085 (3)	90.22	0.297	14:56:58.420
11 -	30.378	99.4	17.802	121.3	25.437	88.5	23.171	120.9	1:36.788 (1)	90.50		14:58:35.208
12 -	30.580	98.5	17.895	121.7	25.417	89.5	23.171	119.6	1:37.063 (2)	90.24	0.275	15:00:12.271
13 -	30.166	101.6	18.022	123.1	25.691	83.5	23.432	118.3	1:37.311	90.01	0.523	15:01:49.582
14 -	30.519	98.3	17.977	120.9	25.669	86.4	23.498	117.3	1:37.663	89.69	0.875	15:03:27.245

P19 19 S		Victor RODRIGUEZ				Honda NSF - GA Competition						
IDEAL LAP TIME : 1:36.585		BEST LAP TIME : 1:36.662				DIFFERENCE : 0.077						
LAP	SECTOR 1	SECTOR 2	SECTOR 3	SECTOR 4	LAP TIME	MPH	DIFF	TIME OF DAY				
1 -	100.0	18.073	125.6	26.918	84.9	23.399	123.3	1:46.382	82.34	9.720	14:42:18.550	
2 -	31.018	100.0	17.919	124.5	26.079	85.9	23.412	123.8	1:38.428	88.99	1.766	14:43:56.978
3 -	30.987	101.5	17.608	124.7	25.983	89.8	23.381	121.3	1:37.959	89.42	1.297	14:45:34.937
4 -	30.713	99.2	17.647	125.6	25.736	91.4	23.139	122.6	1:37.235 (3)	90.08	0.573	14:47:12.172
5 -	30.552	100.9	17.543	124.7	25.922	92.8	23.226	122.0	1:37.243	90.08	0.581	14:48:49.415
6 -	30.799	100.6	17.718	124.5	26.069	90.6	23.492	118.5	1:38.078	89.31	1.416	14:50:27.493
7 -	30.798	101.0	17.523	124.2	26.001	89.2	23.380	120.0	1:37.702	89.65	1.040	14:52:05.195
8 -	30.709	99.5	17.786	123.5	25.862	93.0	23.360	120.0	1:37.717	89.64	1.055	14:53:42.912
9 -	30.683	99.4	17.836	123.3	25.887	88.1	23.593	120.9	1:37.999	89.38	1.337	14:55:20.911
10 -	30.644	100.9	17.732	125.2	25.852	89.4	23.008	122.6	1:37.236	90.08	0.574	14:56:58.147
11 -	30.318	100.7	17.612	125.4	25.744	90.4	23.143	122.0	1:36.817 (2)	90.47	0.155	14:58:34.964
12 -	30.325	101.3	17.545	124.7	25.739	91.8	23.053	123.1	1:36.662 (1)	90.62		15:00:11.626
13 -	30.724	101.8	17.657	124.5	25.893	79.7	25.578	118.1	1:39.852	87.72	3.190	15:01:51.478
14 -	30.750	99.7	17.867	122.4	25.861	92.6	23.380	117.3	1:37.858	89.51	1.196	15:03:29.336

P20 99		Stephen CAMPBELL				Honda - Campbell Racing						
IDEAL LAP TIME : 1:37.382		BEST LAP TIME : 1:37.487				DIFFERENCE : 0.105						
LAP	SECTOR 1	SECTOR 2	SECTOR 3	SECTOR 4	LAP TIME	MPH	DIFF	TIME OF DAY				
1 -	95.7	18.835	121.1	26.572	87.2	23.934	120.9	1:50.050	79.59	12.563	14:42:22.218	
2 -	31.704	97.8	18.173	124.0	26.068	86.8	23.550	120.2	1:39.495	88.04	2.008	14:44:01.713
3 -	31.230	97.5	18.234	121.7	25.903	89.2	23.909	116.9	1:39.276	88.23	1.789	14:45:40.989
4 -	30.773	97.5	18.090	121.1	25.899	88.6	23.614	117.5	1:38.376	89.04	0.889	14:47:19.365
5 -	30.812	96.8	18.107	120.0	25.820	90.8	23.603	117.5	1:38.342	89.07	0.855	14:48:57.707
6 -	30.670	96.9	18.015	120.2	25.799	89.8	23.591	117.3	1:38.075	89.31	0.588	14:50:35.782
7 -	30.498	97.3	17.977	120.2	25.735	89.7	23.630	117.1	1:37.840 (3)	89.53	0.353	14:52:13.622
8 -	30.779	96.8	18.033	120.0	25.633	89.5	23.566	117.9	1:38.011	89.37	0.524	14:53:51.633
9 -	30.508	98.3	18.018	120.6	25.447	89.3	23.514	117.5	1:37.487 (1)	89.85		14:55:29.120
10 -	30.458	97.6	18.090	119.6	25.606	88.4	23.500	117.5	1:37.654 (2)	89.70	0.167	14:57:06.774
11 -	30.618	96.1	18.051	119.8	25.707	90.0	23.528	117.3	1:37.904	89.47	0.417	14:58:44.678
12 -	30.540	96.8	18.280	119.6	25.683	89.0	23.562	117.1	1:38.065	89.32	0.578	15:00:22.743
13 -	30.558	97.5	18.037	118.9	25.632	87.9	23.658	116.5	1:37.885	89.49	0.398	15:02:00.628
14 -	30.481	96.8	18.036	119.6	25.798	88.6	23.679	114.9	1:37.994	89.39	0.507	15:03:38.622

Weather / Track : Cloudy / Dry

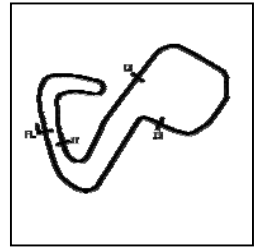
Brands Hatch GP
Circuit Length = 2.4332 miles
Start: 14:40 Flag 15:02 End: 15:04

MCRCB BULLETIN TK250

2017 MCE British Superbike Championship - Round 6

2017 HEL Performance British Motostar Championship

RACE 3 - SECTOR ANALYSIS



SECTOR 1 = FL to I1, SECTOR 2 = I1 to I2 SECTOR 3 = I2 to I3, SECTOR 4 = I3 to FL, DIFF = Difference To Personal Best Lap, P = Crossed Finish Line in Pit Lane, D = Time Disallowed

P21 56 S		Charlie ATKINS				Honda NSF - Wilson Racing							
IDEAL LAP TIME : 1:37.741		BEST LAP TIME : 1:37.992				DIFFERENCE : 0.251							
LAP	SECTOR 1	SECTOR 2	SECTOR 3	SECTOR 4	LAP TIME	MPH	DIFF	TIME OF DAY					
1 -		91.9	18.311	123.5	27.015	82.6	23.940	121.5	1:48.958	80.39	10.966	14:42:21.126	
2 -	31.884	99.2	18.065	122.4	26.414	84.8	23.661	123.1	1:40.024	87.57	2.032	14:44:01.150	
3 -	32.061	90.8	18.046	123.3	26.424	82.0	23.710	122.0	1:40.241	87.38	2.249	14:45:41.391	
4 -	31.704	95.4	18.113	121.7	26.141	83.0	23.349	121.7	1:39.307	88.20	1.315	14:47:20.698	
5 -	30.895	99.2	17.893	122.2	25.858	87.7	23.458	121.1	1:38.104	(2)	89.29	0.112	14:48:58.802
6 -	30.900	99.8	17.812	123.5	25.894	83.6	23.611	120.0	1:38.217	(3)	89.18	0.225	14:50:37.019
7 -	30.959	99.8	17.942	123.3	26.125	85.2	23.446	119.4	1:38.472	88.95	0.480	14:52:15.491	
8 -	31.726	98.8	17.961	123.3	25.881	84.6	23.648	120.4	1:39.216	88.29	1.224	14:53:54.707	
9 -	30.980	100.0	17.959	123.3	26.120	81.2	23.734	120.2	1:38.793	88.66	0.801	14:55:33.500	
10 -	30.789	99.7	17.853	123.5	26.148	83.9	23.476	120.9	1:38.266	89.14	0.274	14:57:11.766	
11 -	30.722	98.5	17.999	122.6	26.328	84.7	23.450	120.9	1:38.499	88.93	0.507	14:58:50.265	
12 -	30.809	99.2	17.945	122.6	25.866	84.3	23.372	120.4	1:37.992 (1)	89.39		15:00:28.257	
13 -	30.864	100.0	17.831	122.9	26.026	86.0	23.749	119.4	1:38.470	88.95	0.478	15:02:06.727	
14 -	30.833	98.5	17.877	123.1	26.128	84.3	23.580	119.4	1:38.418	89.00	0.426	15:03:45.145	

P22 72 S		Cameron HORSMAN				Honda NSF - Nova / FAB Racing							
IDEAL LAP TIME : 1:37.841		BEST LAP TIME : 1:38.257				DIFFERENCE : 0.416							
LAP	SECTOR 1	SECTOR 2	SECTOR 3	SECTOR 4	LAP TIME	MPH	DIFF	TIME OF DAY					
1 -		96.0	18.538	121.7	26.604	89.4	24.528	118.3	1:49.217	80.20	10.960	14:42:21.385	
2 -	31.307	96.2	18.265	120.2	26.068	89.2	24.024	117.5	1:39.664	87.89	1.407	14:44:01.049	
3 -	31.304	96.0	18.204	119.4	26.508	86.1	24.247	117.5	1:40.263	87.36	2.006	14:45:41.312	
4 -	31.040	96.8	18.159	120.2	26.115	87.2	23.762	117.1	1:39.076	88.41	0.819	14:47:20.388	
5 -	31.050	96.4	18.115	119.8	26.122	87.0	23.744	117.5	1:39.031	88.45	0.774	14:48:59.419	
6 -	30.946	97.2	18.175	118.9	25.925	89.4	23.732	115.3	1:38.778	88.68	0.521	14:50:38.197	
7 -	30.940	97.1	18.152	119.1	26.137	88.7	23.677	116.7	1:38.906	88.56	0.649	14:52:17.103	
8 -	30.745	97.3	18.087	120.2	25.780	89.7	23.651	117.7	1:38.263	(2)	89.14	0.006	14:53:55.366
9 -	30.637	98.1	18.195	119.6	25.942	84.7	23.531	119.8	1:38.305	(3)	89.10	0.048	14:55:33.671
10 -	30.907	97.1	18.111	120.4	25.938	86.7	23.438	118.5	1:38.394	89.02	0.137	14:57:12.065	
11 -	30.761	96.8	18.039	120.9	26.077	82.7	23.616	118.7	1:38.493	88.93	0.236	14:58:50.558	
12 -	30.838	97.3	18.110	119.8	25.860	86.7	23.546	117.9	1:38.354	89.06	0.097	15:00:28.912	
13 -	30.611	97.8	18.012	120.2	25.859	87.6	23.775	116.7	1:38.257 (1)	89.15		15:02:07.169	
14 -	30.828	96.9	18.112	119.8	25.855	87.3	23.510	119.1	1:38.305	(3)	89.10	0.048	15:03:45.474

P23 95 S		Ross TURNER				Honda NSF - RedRat Racing							
IDEAL LAP TIME : 1:38.572		BEST LAP TIME : 1:38.744				DIFFERENCE : 0.172							
LAP	SECTOR 1	SECTOR 2	SECTOR 3	SECTOR 4	LAP TIME	MPH	DIFF	TIME OF DAY					
1 -		89.5	18.602	121.3	27.353	80.6	23.952	124.5	1:50.403	79.34	11.659	14:42:22.571	
2 -	31.848	94.9	18.105	122.2	26.862	83.3	23.683	123.1	1:40.498	87.16	1.754	14:44:03.069	
3 -	31.398	96.5	18.097	121.3	26.953	82.2	23.772	121.5	1:40.220	87.40	1.476	14:45:43.289	
4 -	31.506	97.9	18.135	122.2	26.882	84.0	23.590	122.0	1:40.113	87.49	1.369	14:47:23.402	
5 -	31.057	99.1	18.122	121.7	26.300	86.5	23.660	121.1	1:39.139	(2)	88.35	0.395	14:49:02.541
6 -	30.785	99.2	17.944	122.9	26.381	83.5	23.634	121.7	1:38.744 (1)	88.71		14:50:41.285	
7 -	30.909	97.6	18.030	121.1	26.806	83.4	23.587	120.6	1:39.332	(3)	88.18	0.588	14:52:20.617
8 -	31.276	98.9	18.178	121.7	26.507	87.7	23.962	119.8	1:39.923	87.66	1.179	14:54:00.540	
9 -	31.332	99.1	18.399	121.5	26.734	87.4	23.650	120.9	1:40.115	87.49	1.371	14:55:40.655	
10 -	31.061	98.6	18.096	121.5	26.403	84.5	23.797	119.1	1:39.357	88.16	0.613	14:57:20.012	
11 -	31.386	98.6	18.233	120.4	26.544	84.3	23.972	118.9	1:40.135	87.48	1.391	14:59:00.147	
12 -	31.217	98.5	18.103	121.3	26.490	84.7	23.892	118.3	1:39.702	87.86	0.958	15:00:39.849	
13 -	31.389	94.2	18.100	121.1	26.781	85.2	24.043	118.7	1:40.313	87.32	1.569	15:02:20.162	
14 -	31.541	97.3	18.257	121.5	26.488	83.6	23.543	121.5	1:39.829	87.74	1.085	15:03:59.991	

P24 73 S		Luke HOPKINS				Honda NSF - HM						
IDEAL LAP TIME : 1:38.830		BEST LAP TIME : 1:39.706				DIFFERENCE : 0.876						
LAP	SECTOR 1	SECTOR 2	SECTOR 3	SECTOR 4	LAP TIME	MPH	DIFF	TIME OF DAY				
1 -		93.9	18.288	124.0	27.317	82.9	23.784	119.6	1:49.442	80.04	9.736	14:42:21.610
2 -	31.696	96.9	18.129	122.0	26.300	86.7	23.691	118.7	1:39.816	87.75	0.110	14:44:01.426
3 -	31.625	94.9	18.183	120.2	26.279	83.9	23.895	117.7	1:39.982	87.61	0.276	14:45:41.408

Weather / Track : Cloudy / Dry

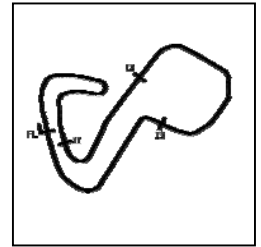
Brands Hatch GP
Circuit Length = 2.4332 miles
Start: 14:40 Flag 15:02 End: 15:04

MCRCB BULLETIN TK250

2017 MCE British Superbike Championship - Round 6

2017 HEL Performance British Motostar Championship

RACE 3 - SECTOR ANALYSIS



SECTOR 1 = FL to I1, SECTOR 2 = I1 to I2 SECTOR 3 = I2 to I3, SECTOR 4 = I3 to FL, DIFF = Difference To Personal Best Lap, P = Crossed Finish Line in Pit Lane, D = Time Disallowed

4 -	31.412	96.9	18.414	118.7	26.424	87.8	23.586	118.1	1:39.836	87.74	0.130	14:47:21.244
5 -	31.260	97.2	18.318	118.7	26.312	85.5	23.817	116.9	1:39.707 (2)	87.85	0.001	14:49:00.951
6 -	31.284	96.6	18.191	117.9	26.560	86.8	23.935	116.3	1:39.970	87.62	0.264	14:50:40.921
7 -	31.169	96.5	18.111	117.7	26.631	84.7	23.889	115.1	1:39.800	87.77	0.094	14:52:20.721
8 -	31.455	96.9	18.071	121.7	26.599	85.8	23.800	119.1	1:39.925	87.66	0.219	14:54:00.646
9 -	31.009	95.7	18.223	116.9	26.774	89.2	23.953	116.1	1:39.959	87.63	0.253	14:55:40.605
10 -	31.281	97.6	18.116	121.1	26.386	85.9	24.021	117.1	1:39.804	87.77	0.098	14:57:20.409
11 -	31.453	97.1	17.956	120.9	26.496	83.9	24.025	117.9	1:39.930	87.65	0.224	14:59:00.339
12 -	31.209	97.5	18.192	117.5	26.593	87.4	23.715	116.9	1:39.709 (3)	87.85	0.003	15:00:40.048
13 -	31.067	96.0	18.261	115.5	26.866	85.4	24.064	118.1	1:40.258	87.37	0.552	15:02:20.306
14 -	31.227	96.0	18.147	116.3	26.562	87.8	23.770	115.5	1:39.706 (1)	87.85		15:04:00.012

P25	89 S	T. Fox MORETON						Honda NSF - Banks Racing / Moto Engineering				
IDEAL LAP TIME : 1:38.693			BEST LAP TIME : 1:39.107			DIFFERENCE : 0.414						
LAP	SECTOR 1	SECTOR 2	SECTOR 3	SECTOR 4	LAP TIME	MPH	DIFF	TIME OF DAY				
1 -		93.9	18.691	125.6	27.110	82.5	24.092	122.9	1:50.211	79.48	11.104	14:42:22.379
2 -	31.801	93.5	18.261	125.4	26.630	85.5	23.657	122.6	1:40.349	87.29	1.242	14:44:02.728
3 -	31.582	97.2	18.147	123.8	26.694	87.2	23.752	119.1	1:40.175	87.44	1.068	14:45:42.903
4 -	31.796	96.1	18.208	122.4	26.696	87.8	23.851	119.8	1:40.551	87.11	1.444	14:47:23.454
5 -	31.388	96.0	17.946	125.4	26.390	85.8	23.599	121.3	1:39.323 (3)	88.19	0.216	14:49:02.777
6 -	31.359	96.1	18.065	123.3	26.449	88.8	23.734	119.8	1:39.607	87.94	0.500	14:50:42.384
7 -	31.664	96.6	18.055	123.3	26.300	86.3	23.521	120.0	1:39.540	88.00	0.433	14:52:21.924
8 -	31.255	96.4	18.038	124.0	26.305	86.9	23.509	122.4	1:39.107 (1)	88.38		14:54:01.031
9 -	31.411	98.5	18.064	124.5	26.860	85.1	23.713	120.2	1:40.048	87.55	0.941	14:55:41.079
10 -	31.458	98.6	17.934	122.6	26.276	87.7	23.613	118.7	1:39.281 (2)	88.23	0.174	14:57:20.360
11 -	31.688	96.0	17.968	124.0	26.553	85.5	23.817	118.7	1:40.026	87.57	0.919	14:59:00.386
12 -	31.752	96.6	17.999	116.5	26.613	85.7	23.486	121.3	1:39.850	87.73	0.743	15:00:40.236
13 -	31.596	96.9	17.921	123.3	26.905	84.2	23.706	119.8	1:40.128	87.48	1.021	15:02:20.364
14 -	31.751	96.4	18.477	122.6	26.087	86.2	23.430	121.7	1:39.745	87.82	0.638	15:04:00.109

P26	45 S	Scott SWANN						Honda NSF - Swann Racing				
IDEAL LAP TIME : 1:38.705			BEST LAP TIME : 1:39.090			DIFFERENCE : 0.385						
LAP	SECTOR 1	SECTOR 2	SECTOR 3	SECTOR 4	LAP TIME	MPH	DIFF	TIME OF DAY				
1 -		92.5	18.413	121.7	27.128	83.3	23.904	120.4	1:49.334	80.11	10.244	14:42:21.502
2 -	31.886	97.6	18.466	121.5	26.550	83.7	24.036	117.7	1:40.938	86.78	1.848	14:44:02.440
3 -	31.669	96.1	18.387	121.7	26.866	83.5	23.987	117.9	1:40.909	86.80	1.819	14:45:43.349
4 -	31.713	97.5	18.175	122.6	26.689	82.8	24.067	118.5	1:40.644	87.03	1.554	14:47:23.993
5 -	31.211	98.2	18.029	122.6	26.255	83.2	23.719	118.7	1:39.214 (2)	88.29	0.124	14:49:03.207
6 -	31.089	95.8	18.175	120.9	26.368	83.5	23.719	119.4	1:39.351	88.17	0.261	14:50:42.558
7 -	31.022	97.9	18.126	118.9	26.258	84.0	23.813	117.3	1:39.219 (3)	88.28	0.129	14:52:21.777
8 -	30.905	98.6	18.063	119.8	26.241	83.5	23.881	119.4	1:39.090 (1)	88.40		14:54:00.867
9 -	31.098	99.8	18.375	119.1	26.809	86.0	23.975	117.1	1:40.257	87.37	1.167	14:55:41.124
10 -	31.217	98.1	18.232	118.9	26.444	82.3	23.841	118.1	1:39.734	87.83	0.644	14:57:20.858
11 -	31.570	97.9	17.937	121.5	26.344	81.9	23.864	119.4	1:39.715	87.84	0.625	14:59:00.573
12 -	31.314	98.5	18.158	118.3	26.464	83.8	23.649	120.6	1:39.585	87.96	0.495	15:00:40.158
13 -	31.325	98.6	17.975	122.0	26.957	84.5	24.008	116.1	1:40.265	87.36	1.175	15:02:20.423
14 -	31.747	97.2	18.463	118.3	26.214	83.1	23.835	118.1	1:40.259	87.37	1.169	15:04:00.682

P27	48 S	Ewan POTTER						Honda NSF -				
IDEAL LAP TIME : 1:40.524			BEST LAP TIME : 1:40.775			DIFFERENCE : 0.251						
LAP	SECTOR 1	SECTOR 2	SECTOR 3	SECTOR 4	LAP TIME	MPH	DIFF	TIME OF DAY				
1 -		93.8	18.746	121.3	26.981	83.7	24.217	120.4	1:50.838	79.03	10.063	14:42:23.006
2 -	31.805	97.9	18.163	124.2	26.683	82.0	24.124	118.3	1:40.775 (1)	86.92		14:44:03.781
3 -	31.824	96.8	18.500	120.2	27.050	83.1	24.310	116.5	1:41.684	86.14	0.909	14:45:45.465
4 -	31.952	97.8	18.389	120.4	26.962	84.0	24.253	116.5	1:41.556	86.25	0.781	14:47:27.021
5 -	31.852	97.1	18.420	118.7	26.834	87.2	24.540	116.3	1:41.646	86.17	0.871	14:49:08.667
6 -	31.912	96.8	18.522	117.1	27.416	82.4	24.456	115.3	1:42.306	85.62	1.531	14:50:50.973
7 -	31.890	96.2	18.717	117.7	27.182	82.8	24.554	115.3	1:42.343	85.59	1.568	14:52:33.316
8 -	31.783	96.9	18.628	117.1	27.393	83.6	24.435	115.1	1:42.239	85.68	1.464	14:54:15.555
9 -	32.094	96.4	18.489	117.9	26.822	85.2	24.321	115.7	1:41.726	86.11	0.951	14:55:57.281
10 -	31.554	96.2	18.472	117.3	27.134	84.8	24.300	115.1	1:41.460 (2)	86.33	0.685	14:57:38.741
11 -	31.749	96.2	18.446	116.3	27.090	82.8	24.437	115.1	1:41.722	86.11	0.947	14:59:20.463

Brands Hatch GP
 Circuit Length = 2.4332 miles
 Start: 14:40 Flag 15:02 End: 15:04

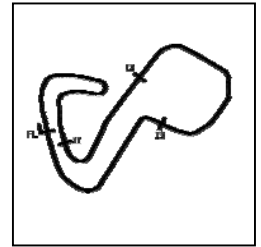
Weather / Track : Cloudy / Dry

MCRCB BULLETIN TK250

2017 MCE British Superbike Championship - Round 6

2017 HEL Performance British Motostar Championship

RACE 3 - SECTOR ANALYSIS



SECTOR 1 = FL to I1, SECTOR 2 = I1 to I2 SECTOR 3 = I2 to I3, SECTOR 4 = I3 to FL, DIFF = Difference To Personal Best Lap, P = Crossed Finish Line in Pit Lane, D = Time Disallowed

12 -	31.639	96.5	18.465	117.1	27.279	84.2	24.355	114.9	1:41.738	86.10	0.963	15:01:02.201
13 -	31.894	96.5	18.440	117.1	26.933	85.3	24.280	113.3	1:41.547 (3)	86.26	0.772	15:02:43.748

P28		16 S		Connall COURTNEY				Honda NSF - Mototech CCR				
IDEAL LAP TIME : 1:40.744		BEST LAP TIME : 1:40.956				DIFFERENCE : 0.212						
LAP	SECTOR 1	SECTOR 2	SECTOR 3	SECTOR 4	LAP TIME	MPH	DIFF	TIME OF DAY				
1 -		86.7	18.674	122.9	27.784	81.7	24.296	118.7	1:52.370	77.95	11.414	14:42:24.538
2 -	31.863	95.1	18.342	122.4	26.729	83.5	24.022	119.4	1:40.956 (1)	86.76		14:44:05.494
3 -	31.873	92.5	18.595	120.9	26.879	82.7	24.208	118.3	1:41.555	86.25	0.599	14:45:47.049
4 -	31.916	95.3	18.394	121.5	26.874	85.1	24.033	118.9	1:41.217 (2)	86.54	0.261	14:47:28.266
5 -	31.969	96.4	18.254	121.3	27.070	80.2	24.475	118.3	1:41.768	86.07	0.812	14:49:10.034
6 -	31.790	96.1	18.464	120.4	27.192	82.5	24.182	117.9	1:41.628	86.19	0.672	14:50:51.662
7 -	32.389	94.9	18.594	119.8	27.064	83.3	24.141	117.9	1:42.188	85.72	1.232	14:52:33.850
8 -	32.096	92.0	18.496	121.1	27.260	83.9	24.295	117.3	1:42.147	85.75	1.191	14:54:15.997
9 -	32.159	92.9	18.264	121.5	27.313	82.7	24.110	118.3	1:41.846	86.01	0.890	14:55:57.843
10 -	31.974	95.7	18.330	121.3	26.939	82.3	24.044	118.7	1:41.287 (3)	86.48	0.331	14:57:39.130
11 -	31.919	95.7	18.286	121.3	27.059	85.2	24.201	117.7	1:41.465	86.33	0.509	14:59:20.595
12 -	32.161	94.7	18.240	121.3	27.174	85.2	24.133	114.5	1:41.708	86.12	0.752	15:01:02.303
13 -	32.478	95.5	18.203	122.4	26.784	81.9	24.080	117.7	1:41.545	86.26	0.589	15:02:43.848

P29		13 S		Jacob CLARK				Honda NSF - Wilson Racing				
IDEAL LAP TIME : 1:42.601		BEST LAP TIME : 1:42.663				DIFFERENCE : 0.062						
LAP	SECTOR 1	SECTOR 2	SECTOR 3	SECTOR 4	LAP TIME	MPH	DIFF	TIME OF DAY				
1 -		91.6	18.861	119.8	27.787	81.1	24.793	118.9	1:52.683	77.73	10.020	14:42:24.851
2 -	32.283	94.1	18.733	118.9	27.243	81.3	24.404	116.3	1:42.663 (1)	85.32		14:44:07.514
3 -	32.526	93.7	18.935	114.1	27.527	82.2	24.380	115.5	1:43.368	84.74	0.705	14:45:50.882
4 -	32.426	93.3	18.886	116.3	27.442	83.8	24.627	114.9	1:43.381	84.73	0.718	14:47:34.263
5 -	32.483	91.5	18.909	112.0	27.399	80.7	24.457	115.7	1:43.248	84.84	0.585	14:49:17.511
6 -	32.309	92.0	18.728	116.5	27.425	81.9	24.509	114.5	1:42.971 (2)	85.07	0.308	14:51:00.482
7 -	32.302	90.9	18.824	115.9	27.536	80.5	24.526	114.5	1:43.188	84.89	0.525	14:52:43.670
8 -	32.620	91.0	18.897	115.9	27.608	83.1	24.496	115.1	1:43.621	84.53	0.958	14:54:27.291
9 -	33.014	92.3	19.294	112.0	27.501	81.3	24.463	115.1	1:44.272	84.00	1.609	14:56:11.563
10 -	32.430	91.4	18.864	114.1	27.712	81.5	24.551	115.1	1:43.557	84.58	0.894	14:57:55.120
11 -	32.720	91.5	18.848	115.9	27.623	85.1	24.646	115.5	1:43.837	84.36	1.174	14:59:38.957
12 -	32.898	87.0	18.863	117.3	27.809	78.6	24.483	116.9	1:44.053	84.18	1.390	15:01:23.010
13 -	32.541	92.9	18.755	116.5	27.389	78.7	24.347	116.5	1:43.032 (3)	85.02	0.369	15:03:06.042

P30		35		Elliot LODGE				FTR - Spike Racing / SP125				
IDEAL LAP TIME : 1:34.652		BEST LAP TIME : 1:34.678				DIFFERENCE : 0.026						
LAP	SECTOR 1	SECTOR 2	SECTOR 3	SECTOR 4	LAP TIME	MPH	DIFF	TIME OF DAY				
1 -		101.9	17.316	132.6	25.925	91.8	23.270	126.6	1:43.374	84.73	8.696	14:42:15.542
2 -	30.241	101.9	17.375	130.8	24.993	90.8	22.806	126.3	1:35.415 (3)	91.80	0.737	14:43:50.957
3 -	30.152	103.0	17.501	129.3	25.184	88.1	22.913	126.3	1:35.750	91.48	1.072	14:45:26.707
4 -	30.597	102.4	17.249	128.3	25.831	85.7	22.836	128.0	1:36.513	90.76	1.835	14:47:03.220
5 -	30.456	99.2	17.333	129.8	25.925	88.1	22.913	129.5	1:36.627	90.65	1.949	14:48:38.847
6 -	30.376	101.0	17.145	130.3	25.530	86.4	IN PIT		1:58.209 P	74.10	23.531	14:50:38.056
7 -	OUTLAP	103.4	17.206	129.5	25.401	91.3	22.883	124.9	1:37.601	89.75	2.923	14:52:15.657
8 -	30.694	104.2	17.218	129.3	25.136	89.0	22.729	125.9	1:35.777	91.46	1.099	14:53:51.434
9 -	30.197	103.7	17.263	128.3	25.119	87.3	22.877	125.4	1:35.456	91.76	0.778	14:55:26.890
10 -	30.538	103.4	17.295	128.3	25.297	85.7	22.836	125.6	1:35.966	91.28	1.288	14:57:02.856
11 -	30.260	103.8	17.258	128.3	25.196	89.7	22.681	126.1	1:35.395 (2)	91.82	0.717	14:58:38.251
12 -	29.964	104.0	17.171	129.5	24.870	90.1	22.673	126.8	1:34.678 (1)	92.52		15:00:12.929

P31		24 S		Shane FABER				Honda NSF - SymCirrus Motorsport / Shane Faber Racing				
IDEAL LAP TIME : 1:38.789		BEST LAP TIME : 1:39.100				DIFFERENCE : 0.311						
LAP	SECTOR 1	SECTOR 2	SECTOR 3	SECTOR 4	LAP TIME	MPH	DIFF	TIME OF DAY				
1 -		95.5	18.595	121.1	26.685	82.8	23.716	122.6	1:49.487	80.00	10.387	14:42:21.655
2 -	32.290	96.2	18.328	123.5	26.217	83.9	23.981	118.9	1:40.816	86.88	1.716	14:44:02.471
3 -	31.258	97.6	18.222	121.7	25.961	84.2	23.659	121.1	1:39.100 (1)	88.39		14:45:41.571
4 -	31.353	97.2	18.302	119.6	26.678	84.5	23.401	118.3	1:39.734 (3)	87.83	0.634	14:47:21.305

Weather / Track : Cloudy / Dry

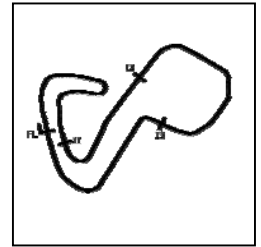
Brands Hatch GP
Circuit Length = 2.4332 miles
Start: 14:40 Flag 15:02 End: 15:04

MCRCB BULLETIN TK250

2017 MCE British Superbike Championship - Round 6

2017 HEL Performance British Motostar Championship

RACE 3 - SECTOR ANALYSIS



SECTOR 1 = FL to I1, SECTOR 2 = I1 to I2 SECTOR 3 = I2 to I3, SECTOR 4 = I3 to FL, DIFF = Difference To Personal Best Lap, P = Crossed Finish Line in Pit Lane, D = Time Disallowed
 5 - 31.261 **98.6** 18.268 119.6 26.442 84.2 23.731 117.3 1:39.702 **(2)** 87.86 0.602 14:49:01.007
 6 - 31.387 97.9 **18.169** 120.6 26.854 81.2 27.241 93.7 1:43.651 84.51 4.551 14:50:44.658

P32	64	Asher DURHAM						Mahindra - Microlise Cresswell Racing			
IDEAL LAP TIME : 1:35.010		BEST LAP TIME : 1:35.547		DIFFERENCE : 0.537							
LAP	SECTOR 1	SECTOR 2		SECTOR 3		SECTOR 4		LAP TIME	MPH	DIFF	TIME OF DAY
1 -	103.0	17.389	129.0	25.332	88.3	22.905	126.6	1:41.195	86.56	5.648	14:42:13.363
2 -	30.582 99.4	17.326	131.8	25.065	89.0	22.574	127.5	1:35.547 (1)	91.68		14:43:48.910

Weather / Track : Cloudy / Dry

Brands Hatch GP
 Circuit Length = 2.4332 miles
 Start: 14:40 Flag 15:02 End: 15:04

MCRCB BULLETIN TK251**2017 MCE British Superbike Championship - Round 6****2017 HEL Performance British Motostar Championship****RACE 3 - BEST SPEEDS**

POS	INTERMEDIATE 1		INTERMEDIATE 2		INTERMEDIATE 3		FINISH LINE		MPH			
	NO	NAME	MPH	NO	NAME	MPH	NO	NAME				
1	15	McMANUS	106.3	15	McMANUS	133.4	69	BOOTH-AMOS	96.9	15	McMANUS	130.3
2	79	STACEY	106.1	35	LODGE	132.6	15	McMANUS	93.9	47	ARCHER	129.8
3	23	LLEWELLYN	105.3	47	ARCHER	132.3	12	RENDELL	93.5	79	STACEY	129.5
4	69	BOOTH-AMOS	105.1	79	STACEY	132.1	25	BROUWERS	93.2	35	LODGE	129.5
5	3	KERR	104.8	54	BURMAN	131.8	19	RODRIGUEZ	93.0	23	LLEWELLYN	128.3
6	54	BURMAN	104.6	64	DURHAM	131.8	3	KERR	92.9	12	RENDELL	128.0
7	47	ARCHER	104.5	20	MARKLUND	131.0	30	COOK	92.0	54	BURMAN	128.0
8	35	LODGE	104.2	3	KERR	130.8	35	LODGE	91.8	69	BOOTH-AMOS	127.8
9	52	BOERBOOM	103.8	52	BOERBOOM	130.8	44	BEST	91.6	3	KERR	127.5
10	44	BEST	103.4	34	DELVES	130.5	23	LLEWELLYN	91.4	44	BEST	127.5
11	27	HODGE	103.4	69	BOOTH-AMOS	130.3	52	BOERBOOM	91.3	34	DELVES	127.5
12	64	DURHAM	103.2	44	BEST	129.8	17	CARNE	91.0	20	MARKLUND	127.5
13	17	CARNE	103.0	23	LLEWELLYN	129.5	34	DELVES	90.9	64	DURHAM	127.5
14	12	RENDELL	102.9	27	HODGE	129.5	54	BURMAN	90.8	52	BOERBOOM	127.3
15	20	MARKLUND	102.9	12	RENDELL	127.8	99	CAMPBELL	90.8	17	CARNE	127.0
16	34	DELVES	102.6	17	CARNE	127.0	79	STACEY	90.1	27	HODGE	125.6
17	30	COOK	102.1	2	STRUDWICK	126.6	27	HODGE	90.1	25	BROUWERS	124.9
18	25	BROUWERS	101.8	25	BROUWERS	126.1	72	HORSMAN	89.7	30	COOK	124.7
19	19	RODRIGUEZ	101.8	19	RODRIGUEZ	125.6	55	SCOTT	89.5	95	TURNER	124.5
20	55	SCOTT	101.6	89	MORETON	125.6	2	STRUDWICK	89.4	19	RODRIGUEZ	123.8
21	2	STRUDWICK	101.0	48	POTTER	124.2	73	HOPKINS	89.2	56	ATKINS	123.1
22	56	ATKINS	100.0	30	COOK	124.0	64	DURHAM	89.0	2	STRUDWICK	122.9
23	45	SWANN	99.8	99	CAMPBELL	124.0	89	MORETON	88.8	89	MORETON	122.9
24	95	TURNER	99.2	73	HOPKINS	124.0	20	MARKLUND	88.6	24	FABER	122.6
25	89	MORETON	98.6	56	ATKINS	123.5	47	ARCHER	88.5	55	SCOTT	120.9
26	24	FABER	98.6	24	FABER	123.5	56	ATKINS	87.7	99	CAMPBELL	120.9
27	99	CAMPBELL	98.3	55	SCOTT	123.1	95	TURNER	87.7	45	SWANN	120.6
28	72	HORSMAN	98.1	95	TURNER	122.9	48	POTTER	87.2	48	POTTER	120.4
29	48	POTTER	97.9	16	COURTNEY	122.9	45	SWANN	86.0	72	HORSMAN	119.8
30	73	HOPKINS	97.6	45	SWANN	122.6	16	COURTNEY	85.2	73	HOPKINS	119.6
31	16	COURTNEY	96.4	72	HORSMAN	121.7	13	CLARK	85.1	16	COURTNEY	119.4
32	13	CLARK	94.1	13	CLARK	119.8	24	FABER	84.5	13	CLARK	118.9

Weather / Track : Cloudy / Dry

Brands Hatch GP

Circuit Length = 2.4332 miles

Start: 14:40 Flag 15:02 End: 15:04

Results can be found at www.tsl-timing.com

Printed - 15:08 Sunday, 23 July 2017

MCRCB BULLETIN TK252

2017 MCE British Superbike Championship - Round 6

2017 HEL Performance British Motostar Championship

RACE 3 - BEST SECTORS

SECTOR 1				SECTOR 2				SECTOR 3				SECTOR 4				IDEAL / BEST COMPARISON		
POS	NO	NAME	TIME	NO	NAME	TIME	NO	NAME	TIME	NO	NAME	TIME	POS	NO	NAME	IDEAL	BEST	DIFF
																PERFECT LAP	1:33.251	
1	69	BOOTH-A	29.344	69	BOOTH-A	16.939	12	RENDELL	24.589	69	BOOTH-A	22.379	1	69	BOOTH-AMOS	1:33.549	1:33.578	0.029
2	15	McMANUS	29.576	15	McMANUS	16.955	15	McMANUS	24.867	79	STACEY	22.442	2	15	McMANUS	1:33.921	1:34.355	0.434
3	12	RENDELL	29.582	79	STACEY	16.970	35	LODGE	24.870	47	ARCHER	22.509	3	12	RENDELL	1:34.040	1:34.257	0.217
4	17	CARNE	29.807	47	ARCHER	17.032	69	BOOTH-A	24.887	12	RENDELL	22.519	4	79	STACEY	1:34.359	1:34.577	0.218
5	47	ARCHER	29.844	35	LODGE	17.145	17	CARNE	24.948	15	McMANUS	22.523	5	47	ARCHER	1:34.497	1:34.893	0.396
6	79	STACEY	29.845	23	LLEWELL	17.154	25	BROUWER	24.980	64	DURHAM	22.574	6	35	LODGE	1:34.652	1:34.678	0.026
7	35	LODGE	29.964	3	KERR	17.211	64	DURHAM	25.065	17	CARNE	22.604	7	17	CARNE	1:34.673	1:34.873	0.200
8	34	DELVES	29.990	54	BURMAN	17.247	3	KERR	25.067	35	LODGE	22.673	8	64	DURHAM	1:35.010	1:35.547	0.537
9	44	BEST	29.993	44	BEST	17.289	30	COOK	25.072	3	KERR	22.708	9	3	KERR	1:35.150	1:35.517	0.367
10	30	COOK	30.019	17	CARNE	17.314	79	STACEY	25.102	23	LLEWELL	22.793	10	25	BROUWERS	1:35.295	1:35.807	0.512
11	64	DURHAM	30.045	52	BOERBOO	17.323	47	ARCHER	25.112	25	BROUWER	22.813	11	44	BEST	1:35.341	1:35.613	0.272
12	25	BROUWER	30.062	64	DURHAM	17.326	44	BEST	25.176	30	COOK	22.817	12	30	COOK	1:35.378	1:35.425	0.047
13	23	LLEWELL	30.151	12	RENDELL	17.350	34	DELVES	25.200	54	BURMAN	22.846	13	23	LLEWELLYN	1:35.406	1:35.746	0.340
14	3	KERR	30.164	34	DELVES	17.384	23	LLEWELL	25.308	34	DELVES	22.855	14	34	DELVES	1:35.429	1:35.524	0.095
15	55	SCOTT	30.166	27	HODGE	17.407	2	STRUDWI	25.367	52	BOERBOO	22.878	15	52	BOERBOOM	1:35.974	1:36.220	0.246
16	2	STRUDWI	30.184	25	BROUWER	17.440	55	SCOTT	25.417	44	BEST	22.883	16	2	STRUDWICK	1:36.201	1:36.410	0.209
17	19	RODRIGU	30.318	20	MARKLUN	17.454	52	BOERBOO	25.434	2	STRUDWI	23.002	17	54	BURMAN	1:36.214	1:36.504	0.290
18	52	BOERBOO	30.339	30	COOK	17.470	99	CAMPBEL	25.447	19	RODRIGU	23.008	18	55	SCOTT	1:36.535	1:36.788	0.253
19	54	BURMAN	30.441	19	RODRIGU	17.523	20	MARKLUN	25.639	20	MARKLUN	23.033	19	19	RODRIGUEZ	1:36.585	1:36.662	0.077
20	27	HODGE	30.457	2	STRUDWI	17.648	27	HODGE	25.671	27	HODGE	23.081	20	27	HODGE	1:36.616	1:36.917	0.301
21	99	CAMPBEL	30.458	55	SCOTT	17.802	54	BURMAN	25.680	55	SCOTT	23.150	21	20	MARKLUND	1:36.828	1:37.108	0.280
22	72	HORSMAN	30.611	56	ATKINS	17.812	19	RODRIGU	25.736	56	ATKINS	23.349	22	99	CAMPBELL	1:37.382	1:37.487	0.105
23	20	MARKLUN	30.702	89	MORETON	17.921	72	HORSMAN	25.780	24	FABER	23.401	23	56	ATKINS	1:37.741	1:37.992	0.251
24	56	ATKINS	30.722	45	SWANN	17.937	56	ATKINS	25.858	89	MORETON	23.430	24	72	HORSMAN	1:37.841	1:38.257	0.416
25	95	TURNER	30.785	95	TURNER	17.944	24	FABER	25.961	72	HORSMAN	23.438	25	95	TURNER	1:38.572	1:38.744	0.172
26	45	SWANN	30.905	73	HOPKINS	17.956	89	MORETON	26.087	99	CAMPBEL	23.500	26	89	MORETON	1:38.693	1:39.107	0.414
27	73	HOPKINS	31.009	99	CAMPBEL	17.977	45	SWANN	26.214	95	TURNER	23.543	27	45	SWANN	1:38.705	1:39.090	0.385
28	89	MORETON	31.255	72	HORSMAN	18.012	73	HOPKINS	26.279	73	HOPKINS	23.586	28	24	FABER	1:38.789	1:39.100	0.311
29	24	FABER	31.258	48	POTTER	18.163	95	TURNER	26.300	45	SWANN	23.649	29	73	HOPKINS	1:38.830	1:39.706	0.876
30	48	POTTER	31.554	24	FABER	18.169	48	POTTER	26.683	16	COURTNE	24.022	30	48	POTTER	1:40.524	1:40.775	0.251
31	16	COURTNE	31.790	16	COURTNE	18.203	16	COURTNE	26.729	48	POTTER	24.124	31	16	COURTNEY	1:40.744	1:40.956	0.212
32	13	CLARK	32.283	13	CLARK	18.728	13	CLARK	27.243	13	CLARK	24.347	32	13	CLARK	1:42.601	1:42.663	0.062

Weather / Track : Cloudy / Dry

Brands Hatch GP

Circuit Length = 2.4332 miles

Start: 14:40 Flag 15:02 End: 15:04

Results can be found at www.tsl-timing.com

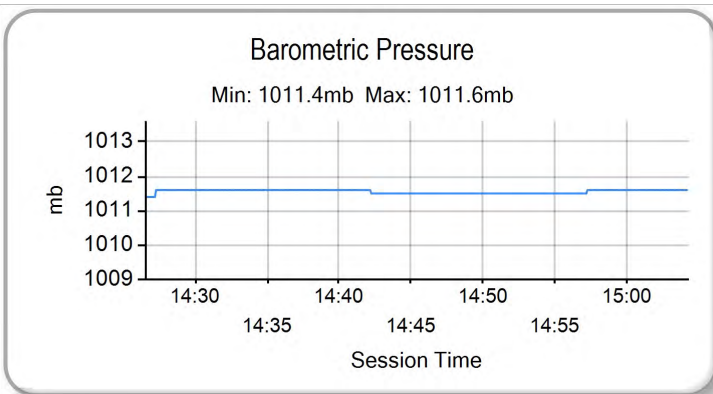
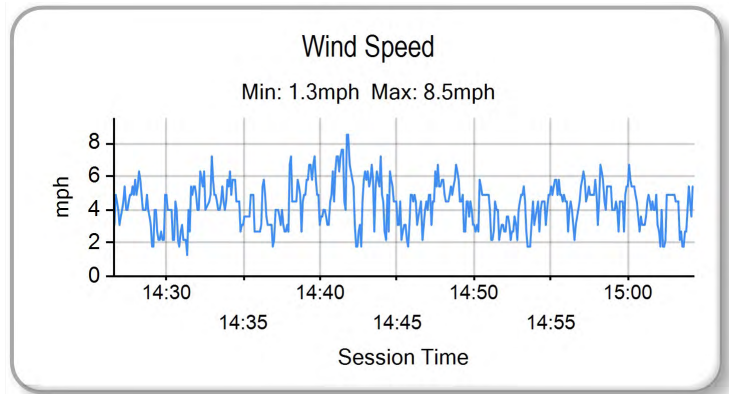
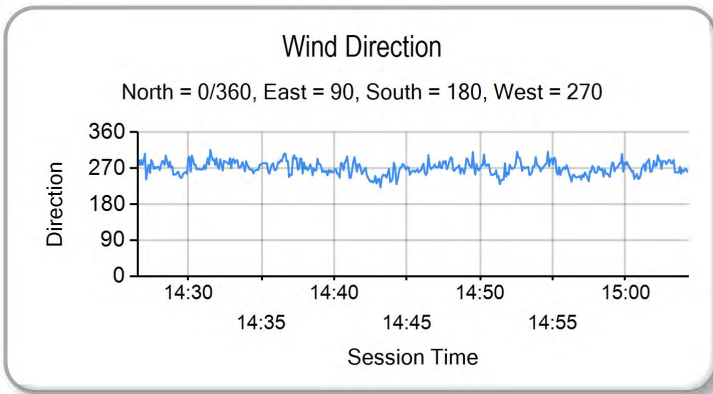
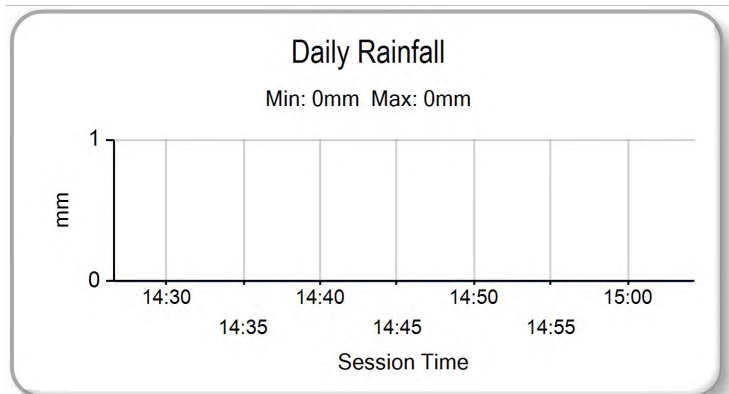
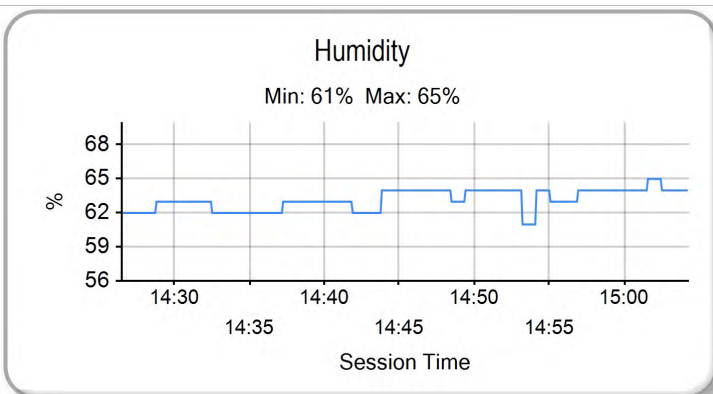
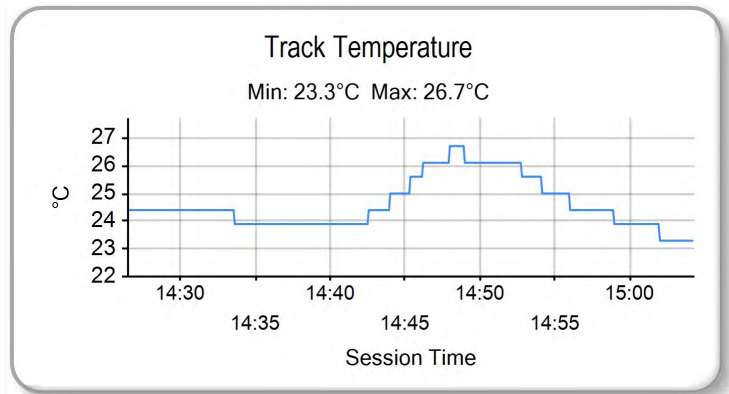
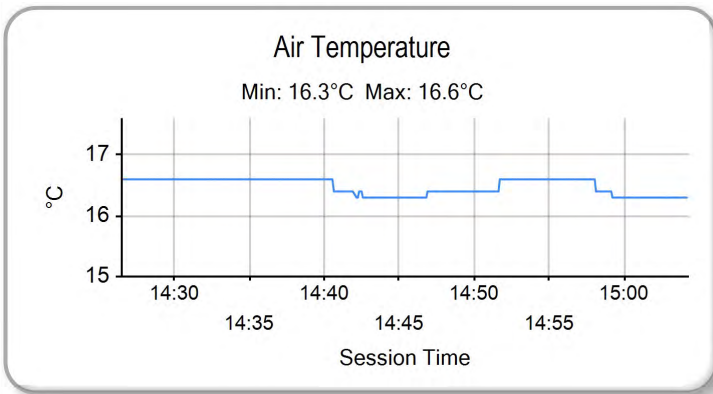
Printed - 15:08 Sunday, 23 July 2017

MCRCB BULLETIN TK253

2017 MCE British Superbike Championship - Round 6

2017 HEL Performance British Motostar Championship

RACE 3 - WEATHER CONDITIONS



Weather / Track : Cloudy / Dry

Results can be found at www.tsl-timing.com

Brands Hatch GP
Circuit Length = 2.4332 miles
Start: 14:40 Flag 15:02 End: 15:04

Printed - 15:09 Sunday, 23 July 2017

MCRCB BULLETIN TK254

**2017 HEL Performance British Motostar Championship
MOTO 3 GP POINTS AFTER ROUND 10**

	TOTAL	GAP	DIFF	31st March-2nd April Donington Park	14th-17th April Brands Hatch Indy	29th April-1st May Oulton Park	16th-18th June Knockhill	30th June-2nd July Snetterton	21st-23rd July Brands Hatch GP	4th-6th August Thruxton	18th-20th August Cadwell Park	8th-10th September Silverstone	15th-17th September Oulton Park	29th Sept-1st October Assen	13th-15th October Brands Hatch - GP
Jake ARCHER	176			11 11	20 20	13	25 25	20 20	11						
Tom BOOTH-AMOS	175	1		25	25 25	25		25 25	25						
Storm STACEY	127	49	48	13 16	16	6	11 20	16 13	16						
Eugene McMANUS	94	82	33	16 13	16	20	16		13						
Richard KERR	93	83	1	20	13	9	20 11	10	10						
Edmund BEST	74	102	19	9 6	11	10		13 16	9						
Mike BROUWERS	64	112	10	6 9	10 7	8	7 6	7 4							
Elliot LODGE	62	114	2	25		11	16	10							
Liam DELVES	61	115	1	4 5	11 9		8	9 8	7						
Joel MARKLUND	60	116	1	8 7	9 6	4	8 7	8	3						
Asher DURHAM	59	117	1	5 8	13 8	3	13 9								
Jorel BOERBOOM	59	117	0	7 10	7 5	5	9	11	5						
Edward RENDELL	56	120	3			7	10 10	9	20						
Taz TAYLOR	49	127	7	20		16	13								
Tom CARNE	33	143	16	2	5 4		3	11	8						
Stephen CAMPBELL	28	148	5	1 4	8 3		3	6 3							
Josh HODGE	26	150	2	3	4 1		5	7 4	2						
Sam LLEWELLYN	26	150	0		10	1	5 4		6						
Sam BURMAN	24	152	2	3	6 2	2	4 1	5	1						
James HOBSON	19	157	5				6 2	5 6							
Lee HINDLE	10	166	9	10											

MCRCB BULLETIN TK255

2017 HEL Performance British Motostar Championship

MOTO 3 STANDARD POINTS AFTER ROUND 10

	TOTAL	GAP	DIFF	31st March-2nd April Donington Park	14th-17th April Brands Hatch Indy	29th April-1st May Oulton Park	16th-18th June Knockhill	30th June-2nd July Snetterton	21st-23rd July Brands Hatch GP	4th-6th August Thruxton	18th-20th August Cadwell Park	8th-10th September Silverstone	15th-17th September Oulton Park	29th Sept-1st October Assen	13th-15th October Brands Hatch - GP
Max COOK	226			25 25	25 25	25	25 25	6 20	25						
Victor RODRIGUEZ	167	59		20 20	16	13	20 20	20 25	13						
Thomas STRUDWICK	164	62	3	11 16	20 20	20	16	25 16	20						
Jack SCOTT	135	91	29	10 11	11 13	16	16 13	16 13	16						
Cameron HORSMAN	95	131	40	16 13	13 16	11		10 6	10						
Charlie ATKINS	85	141	10	8	8	10	13 11	13 11	11						
T. Fox MORETON	80	146	5	9 6	6 7	8	9 9	9 10	7						
Scott SWANN	70	156	10	8 9	7 8	7	11	7 7	6						
Ross TURNER	69	157	1	3	4 6	7	10 10	11 9	9						
Shane FABER	56	170	13	13 10	10 11	9		3							
Ewan POTTER	54	172	2	7 5	3 5	5	8 7	5 4	5						
Luke HOPKINS	38	188	16		5 9			8 8	8						
Elliot PINSON	26	200	12	7	9 10										
Tom ALEXANDER	15	211	11	6 4	1	4									
Rishon HICKEY	15	211	0				7 8								
Jacob CLARK	12	214	3					4 5	3						
Connall COURTNEY	6	220	6		2				4						



ROW 11				31	13	Jacob CLARK	1:42.663								
ROW 10	30	16	Connall COURTNEY	1:40.956	29	48	Ewan POTTER	1:40.775	28	73	Luke HOPKINS	1:39.706			
ROW 9				27	89	T. Fox MORETON	1:39.107	26	45	Scott SWANN	1:39.090	25	95	Ross TURNER	1:38.744
ROW 8	24	72	Cameron HORSMAN	1:38.257	23	56	Charlie ATKINS	1:37.992	22	99	Stephen CAMPBELL	1:37.487			
ROW 7				21	20	Joel MARKLUND	1:37.108	20	27	Josh HODGE	1:36.917	19	55	Jack SCOTT	1:36.788
ROW 6	18	19	Victor RODRIGUEZ	1:36.662	17	54	Sam BURMAN	1:36.504	16	2	Thomas STRUDWICK	1:36.410			
ROW 5				15	52	Jorel BOERBOOM	1:36.220	14	25	Mike BROUWERS	1:35.807	13	23	Sam LLEWELLYN	1:35.746
ROW 4	12	44	Edmund BEST	1:35.613	11	64	Asher DURHAM	1:35.547	10	34	Liam DELVES	1:35.524			
ROW 3				9	3	Richard KERR	1:35.517	8	30	Max COOK	1:35.425	7	47	Jake ARCHER	1:34.893
ROW 2	6	17	Tom CARNE	1:34.873	5	35	Elliot LODGE	1:34.678	4	79	Storm STACEY	1:34.577			
ROW 1				3	15	Eugene McMANUS	1:34.355	2	12	Edward RENDELL	1:34.257	1	69	Tom BOOTH-AMOS	1:33.578
															Pole

#24 Withdrawn

Brands Hatch GP
Circuit Length = 2.4332 miles

These results are provisional until the conclusion of any judicial and technical matters.

Race Director :	Stewards :	Timekeeper :
-----------------	------------	--------------

Results can be found at www.britishsuperbike.com

Printed - 15:47 Sunday, 23 July 2017





POS	NO	CL	PIC NAME	ENTRY	LAPS	TIME	GAP	DIFF	MPH	BEST	ON
1	69		1 Tom BOOTH-AMOS	KTM - City Lifting RS Racing	10	15:50.361			92.17	1:33.820	6
2	47		2 Jake ARCHER	KTM - City Lifting RS Racing	10	15:56.786	6.425	6.425	91.55	1:34.651	9
3	15		3 Eugene McMANUS	KTM - RS Racing / E15 Racing	10	15:56.832	6.471	0.046	91.55	1:34.319	10
4	12		4 Edward RENDELL	KTM - Banks Racing	10	15:57.103	6.742	0.271	91.52	1:34.454	10
5	79		5 Storm STACEY	Kalex - FPW Racing	10	15:57.193	6.832	0.090	91.51	1:34.252	8
6	17		6 Tom CARNE	Tigcraft - Neatafan / Tigcraft Racing	10	15:57.421	7.060	0.228	91.49	1:34.164	10
7	64		7 Asher DURHAM	Mahindra - Microlise Cresswell Racing	10	15:58.882	8.521	1.461	91.35	1:34.389	7
8	44		8 Edmund BEST	KTM - SymCirrus Motorsport	10	15:59.191	8.830	0.309	91.32	1:34.505	8
9	3		9 Richard KERR	KTM - North West Racing	10	16:01.460	11.099	2.269	91.10	1:35.075	8
10	52		10 Jorel BOERBOOM	Kalex KTM - Fireplace Warehouse	10	16:13.856	23.495	12.396	89.95	1:36.022	5
11	34		11 Liam DELVES	DR-Moto - Stauff Connect Academy / Dr-Moto	10	16:14.087	23.726	0.231	89.92	1:36.175	4
12	30	S	1 Max COOK	Honda NSF - Wilson Racing	10	16:14.144	23.783	0.057	89.92	1:35.929	7
13	23		12 Sam LLEWELLYN	KTM - SymCirrus Motorsport	10	16:16.650	26.289	2.506	89.69	1:36.029	7
14	20		13 Joel MARKLUND	KTM - Marklund Solutions / SP125	10	16:19.494	29.133	2.844	89.43	1:36.854	7
15	54		14 Sam BURMAN	KTM - TeamWNT / Burman Racing	10	16:19.927	29.566	0.433	89.39	1:36.679	6
16	27		15 Josh HODGE	KTM - Team HPR	10	16:20.117	29.756	0.190	89.37	1:36.726	7
17	55	S	2 Jack SCOTT	Honda NSF - J J Racing	10	16:27.362	37.001	7.245	88.71	1:37.089	6
18	99		16 Stephen CAMPBELL	Honda - Campbell Racing	10	16:27.744	37.383	0.382	88.68	1:37.167	8
19	56	S	3 Charlie ATKINS	Honda NSF - Wilson Racing	10	16:37.301	46.940	9.557	87.83	1:37.511	6
20	89	S	4 T. Fox MORETON	Honda NSF - Banks Racing / Moto Engineering	10	16:47.019	56.658	9.718	86.98	1:39.381	10
21	45	S	5 Scott SWANN	Honda NSF - Swann Racing	10	16:47.106	56.745	0.087	86.98	1:39.086	10
22	72	S	6 Cameron HORSMAN	Honda NSF - Nova / FAB Racing	10	16:47.677	57.316	0.571	86.93	1:39.450	8
23	95	S	7 Ross TURNER	Honda NSF - RedRat Racing	10	16:47.727	57.366	0.050	86.92	1:39.326	6
24	48	S	8 Ewan POTTER	Honda NSF -	10	16:48.499	58.138	0.772	86.86	1:39.236	9
25	13	S	9 Jacob CLARK	Honda NSF - Wilson Racing	10	17:19.508	1:29.147	31.009	84.26	1:42.321	2

NOT CLASSIFIED

DNF	25		Mike BROUWERS	KTM - TEC7-Joma / Brouwersracingteam	8	12:56.303	2 Laps	2 Laps	90.27	1:35.786	5
DNF	2	S	Thomas STRUDWICK	Honda NSF - Case Moto Rapido Moto3	4	6:34.694	6 Laps	4 Laps	88.77	1:36.257	4
DNF	19	S	Victor RODRIGUEZ	Honda NSF - GA Competition	1	3:38.067	9 Laps	3 Laps	40.17		
DNF	35		Elliot LODGE	FTR - Spike Racing / SP125	0						
DNF	73	S	Luke HOPKINS	Honda NSF - HM	0						

FASTEST LAP

69			Tom BOOTH-AMOS	KTM - City Lifting RS Racing	6	1:33.820			93.36 mph	150.26 kph	
30	S		Max COOK	Honda NSF - Wilson Racing	7	1:35.929			91.31 mph	146.95 kph	

Brands Hatch GP

Circuit Length = 2.4332 miles

Start: 17:56 Flag 18:11 End: 18:13

Weather / Track : Cloudy / Dry

These results are provisional until the conclusion of any judicial and technical matters.

Race Director :	Stewards :	Timekeeper :
-----------------	------------	--------------

Results can be found at www.britishsuperbike.com

Printed - 18:13 Sunday, 23 July 2017

MCRCB BULLETIN TK289

2017 MCE British Superbike Championship - Round 6

2017 HEL Performance British Motostar Championship

RACE 12 - LAP CHART

LAP 1 @ 17:57:42.424		
NO	BEHIND	LAP TIME

69		1:40.692
15	1.108	1:41.800
12	1.243	1:41.935
3	1.587	1:42.279
79	1.628	1:42.320
47	1.880	1:42.572
17	2.309	1:43.001
64	2.891	1:43.583
44	2.936	1:43.628
30	3.188	1:43.880
52	3.519	1:44.211
25	3.730	1:44.422
23	4.251	1:44.943
2	4.389	1:45.081
34	4.612	1:45.304
54	4.963	1:45.655
20	5.095	1:45.787
27	5.601	1:46.293
55	6.405	1:47.097
56	6.560	1:47.252
99	6.999	1:47.691
95	8.273	1:48.965
45	8.647	1:49.339
72	8.717	1:49.409
89	8.769	1:49.461
48	9.121	1:49.813
13	10.170	1:50.862

LAP 2 @ 17:59:16.964		
NO	BEHIND	LAP TIME

69		1:34.540
15	1.751	1:35.183
12	1.912	1:35.209
3	2.250	1:35.203
79	2.307	1:35.219
47	2.631	1:35.291
17	3.532	1:35.763
44	4.065	1:35.669
64	4.107	1:35.756
30	5.674	1:37.026
25	5.823	1:36.633
52	6.233	1:37.254
2	6.414	1:36.565
34	6.782	1:36.710
23	7.619	1:37.908
20	7.666	1:37.111
54	8.036	1:37.613
27	8.264	1:37.203
55	10.422	1:38.557
56	10.557	1:38.537
99	10.854	1:38.395
95	14.018	1:40.285
72	14.216	1:40.039
89	14.420	1:40.191
45	14.470	1:40.363
48	14.763	1:40.182
13	17.951	1:42.321
19	1 Lap	3:38.067 P

LAP 5 @ 18:03:59.441		
NO	BEHIND	LAP TIME

69		1:34.154
----	--	----------

LAP 3 @ 18:00:51.035		
NO	BEHIND	LAP TIME

69		1:34.071
15	3.190	1:35.510
3	3.302	1:35.123
12	3.420	1:35.579
79	3.513	1:35.277
47	3.793	1:35.233
17	5.017	1:35.556
64	5.070	1:35.034
44	5.209	1:35.215
25	7.903	1:36.151
52	8.393	1:36.231
30	8.776	1:37.173
34	8.955	1:36.244
2	9.134	1:36.791
20	10.506	1:36.911
23	10.893	1:37.345
54	11.172	1:37.207
27	11.487	1:37.294
55	14.399	1:38.048
56	14.602	1:38.116
99	14.807	1:38.024
89	20.240	1:39.891
95	20.257	1:40.310
72	20.462	1:40.317
45	20.897	1:40.498
48	20.944	1:40.252
13	26.567	1:42.687

LAP 4 @ 18:02:25.287		
NO	BEHIND	LAP TIME

69		1:34.252
15	4.307	1:35.369
3	4.433	1:35.383
47	4.457	1:34.916
12	4.709	1:35.541
79	4.800	1:35.539
64	6.212	1:35.394
17	6.355	1:35.590
44	6.411	1:35.454
25	9.508	1:35.857
52	10.333	1:36.192
34	10.878	1:36.175
30	11.078	1:36.554
2	11.139	1:36.257
20	13.334	1:37.080
23	13.624	1:36.983
54	13.839	1:36.919
27	14.001	1:36.766
55	17.632	1:37.485
56	17.904	1:37.554
99	18.536	1:37.981
89	25.625	1:39.637
72	26.017	1:39.807
95	26.387	1:40.382
45	26.885	1:40.240
48	26.981	1:40.289
13	35.378	1:43.063

LAP 5 @ 18:03:59.441		
NO	BEHIND	LAP TIME

69		1:34.154
----	--	----------

15	5.046	1:34.893
47	5.102	1:34.799
12	5.345	1:34.790
3	5.583	1:35.304
79	5.634	1:34.988
64	7.104	1:35.046
17	7.181	1:34.980
44	7.343	1:35.086
25	11.140	1:35.786
52	12.201	1:36.022
34	12.944	1:36.220
30	13.136	1:36.212
20	16.133	1:36.953
23	16.295	1:36.825
54	16.552	1:36.867
27	16.762	1:36.915
55	20.951	1:37.473
56	21.470	1:37.720
99	21.829	1:37.447
89	31.413	1:39.942
72	31.494	1:39.631
45	31.837	1:39.106
95	32.237	1:40.004
48	32.641	1:39.814
13	44.558	1:43.334

LAP 6 @ 18:05:33.261		
NO	BEHIND	LAP TIME

69		1:33.820
15	6.154	1:34.928
47	6.184	1:34.902
12	6.335	1:34.810
79	6.948	1:35.134
3	6.978	1:35.215
17	7.950	1:34.589
44	8.031	1:34.508
64	8.224	1:34.940
25	13.168	1:35.848
52	14.764	1:36.383
34	15.534	1:36.410
30	15.701	1:36.385
23	19.061	1:36.586
20	19.304	1:36.991
54	19.411	1:36.679
27	19.758	1:36.816
55	24.220	1:37.089
56	25.161	1:37.511
99	25.386	1:37.377
72	37.185	1:39.511
89	37.300	1:39.707
45	37.689	1:39.672
95	37.743	1:39.326
48	38.119	1:39.298
13	53.476	1:42.738

LAP 7 @ 18:07:07.124		
NO	BEHIND	LAP TIME

69		1:33.863
15	7.321	1:35.030
47	7.340	1:35.019
12	7.513	1:35.041
79	8.078	1:34.993
3	8.265	1:35.150
17	8.471	1:34.384

64	8.750	1:34.389
44	8.943	1:34.775
25	15.113	1:35.808
52	17.402	1:36.501
30	17.767	1:35.929
34	18.329	1:36.658
23	21.227	1:36.029
20	22.295	1:36.854
54	22.419	1:36.871
27	22.621	1:36.726
55	27.850	1:37.493
99	29.647	1:38.124
56	30.190	1:38.892
72	42.800	1:39.478
89	42.927	1:39.490
45	43.488	1:39.662
95	43.671	1:39.791
48	43.805	1:39.549
13	1:02.655	1:43.042

LAP 8 @ 18:08:41.838		
NO	BEHIND	LAP TIME

69		1:34.714
47	7.367	1:34.741
15	7.593	1:34.986
79	7.616	1:34.252
12	7.764	1:34.965
3	8.626	1:35.075
17	8.692	1:34.935
44	8.734	1:34.505
64	8.823	1:34.787
25	16.197	1:35.798
52	19.413	1:36.725
30	19.621	1:36.568
34	20.146	1:36.531
23	22.591	1:36.078
20	24.738	1:37.157
54	24.809	1:37.104
27	24.963	1:37.056
55	30.721	1:37.585
99	32.100	1:37.167
56	34.445	1:38.969
72	47.536	1:39.450
89	47.622	1:39.409
45	48.206	1:39.432
95	48.531	1:39.574
48	49.065	1:39.974
13	1:11.449	1:43.508

LAP 9 @ 18:10:16.167		
NO	BEHIND	LAP TIME

69		1:34.329
47	7.689	1:34.651
79	8.038	1:34.751
15	8.078	1:34.814
12	8.214	1:34.779
17	8.822	1:34.459
64	9.376	1:34.882
44	9.688	1:35.283
3	10.472	1:36.175
52	22.346	1:37.262
30	22.558	1:37.266
34	23.448	1:37.631
23	24.914	1:36.652

LAP 10 @ 18:11:52.093		
NO	BEHIND	LAP TIME

69		1:35.926
47	6.425	1:34.662
15	6.471	1:34.319
12	6.742	1:34.454
79	6.832	1:34.720
17	7.060	1:34.164
64	8.521	1:35.071
44	8.830	1:35.068
3	11.099	1:36.553
52	23.495	1:37.075
34	23.726	1:36.204
30	23.783	1:37.151
23	26.289	1:37.301
20	29.133	1:37.361
54	29.566	1:37.581
27	29.756	1:37.811
55	37.001	1:38.516
99	37.383	1:37.612
56	46.940	1:41.629
89	56.658	1:39.381
45	56.745	1:39.086
72	57.316	1:39.607
95	57.366	1:39.438
48	58.138	1:40.092
13	1:29.147	1:43.774

Brands Hatch GP

Circuit Length = 2.4332 miles

Start: 17:56 Flag 18:11 End: 18:13

Weather / Track : Cloudy / Dry

MCRCB BULLETIN TK290

2017 MCE British Superbike Championship - Round 6

2017 HEL Performance British Motostar Championship

RACE 12 - POSITION CHART

No	Name	Lap												
		Pos	1	2	3	4	5	6	7	8	9	10		
69	BOOTH-AMOS	1	69	69	69	69	69	69	69	69	69	69	69	69
12	RENDELL	2	15	15	15	15	15	15	15	47	47	47		
15	McMANUS	3	12	12	3	3	47	47	47	15	79	15		
79	STACEY	4	3	3	12	47	12	12	12	79	15	12		
35	LODGE	5	79	79	79	12	3	79	79	12	12	79		
17	CARNE	6	47	47	47	79	79	3	3	3	17	17		
47	ARCHER	7	17	17	17	64	64	17	17	17	64	64		
30	COOK	8	64	44	64	17	17	44	64	44	44	44		
3	KERR	9	44	64	44	44	44	64	44	64	3	3		
34	DELVES	10	30	30	25	25	25	25	25	25	52	52		
64	DURHAM	11	52	25	52	52	52	52	52	52	30	34		
44	BEST	12	25	52	30	34	34	34	30	30	34	30		
23	LLEWELLYN	13	23	2	34	30	30	30	34	34	23	23		
25	BROUWERS	14	2	34	2	2	20	23	23	23	20	20		
52	BOERBOOM	15	34	23	20	20	23	20	20	20	27	54		
2	STRUDWICK	16	54	20	23	23	54	54	54	54	54	27		
54	BURMAN	17	20	54	54	54	27	27	27	27	55	55		
19	RODRIGUEZ	18	27	27	27	27	55	55	55	55	99	99		
55	SCOTT	19	55	55	55	55	56	56	99	99	56	56		
27	HODGE	20	56	56	56	56	99	99	56	56	89	89		
20	MARKLUND	21	99	99	99	99	89	72	72	72	45	45		
99	CAMPBELL	22	95	95	89	89	72	89	89	89	72	72		
56	ATKINS	23	45	72	95	72	45	45	45	45	95	95		
72	HORSMAN	24	72	89	72	95	95	95	95	95	48	48		
95	TURNER	25	89	45	45	45	48	48	48	48	13	13		
45	SWANN	26	48	48	48	48	13	13	13	13				
89	MORETON	27	13	13	13	13								
73	HOPKINS	28	19											
48	POTTER	29												
13	CLARK	30												

Weather / Track : Cloudy / Dry

Results can be found at www.tsl-timing.com

Brands Hatch GP
 Circuit Length = 2.4332 miles
 Start: 17:56 Flag 18:11 End: 18:13

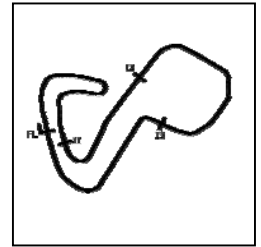
Printed - 18:15 Sunday, 23 July 2017

MCRCB BULLETIN TK291

2017 MCE British Superbike Championship - Round 6

2017 HEL Performance British Motostar Championship

RACE 12 - SECTOR ANALYSIS



SECTOR 1 = FL to I1, SECTOR 2 = I1 to I2 SECTOR 3 = I2 to I3, SECTOR 4 = I3 to FL, DIFF = Difference To Personal Best Lap, P = Crossed Finish Line in Pit Lane, D = Time Disallowed

P1 69		Tom BOOTH-AMOS				KTM - City Lifting RS Racing						
IDEAL LAP TIME : 1:33.682		BEST LAP TIME : 1:33.820				DIFFERENCE : 0.138						
LAP	SECTOR 1	SECTOR 2		SECTOR 3		SECTOR 4		LAP TIME	MPH	DIFF	TIME OF DAY	
1 -		103.2	17.300	126.6	25.221	94.3	22.789	124.0	1:40.692	86.99	6.872	17:57:42.424
2 -	29.562	103.2	17.107	127.5	25.074	93.3	22.797	124.9	1:34.540	92.65	0.720	17:59:16.964
3 -	29.460	103.4	17.150	127.8	24.916	95.7	22.545	125.2	1:34.071 (3)	93.11	0.251	18:00:51.035
4 -	29.561	103.0	17.112	127.8	25.045	95.1	22.534	125.4	1:34.252	92.94	0.432	18:02:25.287
5 -	29.470	104.2	17.109	127.5	25.007	94.5	22.568	124.7	1:34.154	93.03	0.334	18:03:59.441
6 -	29.417	103.8	16.941	128.5	24.940	95.7	22.522	125.6	1:33.820 (1)	93.36		18:05:33.261
7 -	29.506	103.4	17.033	128.0	24.911	95.5	22.413	125.2	1:33.863 (2)	93.32	0.043	18:07:07.124
8 -	29.922	103.8	17.096	127.0	25.095	94.3	22.601	124.7	1:34.714	92.48	0.894	18:08:41.838
9 -	29.722	103.8	16.966	128.0	25.045	93.9	22.596	125.4	1:34.329	92.86	0.509	18:10:16.167
10 -	29.717	103.7	17.111	127.5	25.459	90.9	23.639	103.2	1:35.926	91.31	2.106	18:11:52.093

P2 47		Jake ARCHER				KTM - City Lifting RS Racing						
IDEAL LAP TIME : 1:34.346		BEST LAP TIME : 1:34.651				DIFFERENCE : 0.305						
LAP	SECTOR 1	SECTOR 2		SECTOR 3		SECTOR 4		LAP TIME	MPH	DIFF	TIME OF DAY	
1 -		101.8	17.414	131.5	25.632	86.8	22.795	127.3	1:42.572	85.40	7.921	17:57:44.304
2 -	30.194	103.4	17.077	132.1	25.409	86.3	22.611	128.8	1:35.291	91.92	0.640	17:59:19.595
3 -	29.988	101.5	17.177	131.0	25.475	86.5	22.593	128.3	1:35.233	91.98	0.582	18:00:54.828
4 -	30.128	102.7	17.080	131.3	25.214	88.5	22.494	130.5	1:34.916	92.29	0.265	18:02:29.744
5 -	29.802	102.6	17.282	131.5	25.210	88.0	22.505	129.5	1:34.799	92.40	0.148	18:04:04.543
6 -	30.053	102.6	17.277	130.8	25.020	87.0	22.552	128.0	1:34.902	92.30	0.251	18:05:39.445
7 -	30.022	98.1	17.297	131.5	25.106	88.0	22.594	126.3	1:35.019	92.19	0.368	18:07:14.464
8 -	29.942	104.0	17.196	129.0	25.026	87.6	22.577	126.3	1:34.741 (3)	92.46	0.090	18:08:49.205
9 -	29.786	104.0	17.084	129.8	25.189	87.1	22.592	126.1	1:34.651 (1)	92.54		18:10:23.856
10 -	29.755	104.0	17.098	129.5	25.238	88.0	22.571	126.1	1:34.662 (2)	92.53	0.011	18:11:58.518

P3 15		Eugene McMANUS				KTM - RS Racing / E15 Racing						
IDEAL LAP TIME : 1:34.196		BEST LAP TIME : 1:34.319				DIFFERENCE : 0.123						
LAP	SECTOR 1	SECTOR 2		SECTOR 3		SECTOR 4		LAP TIME	MPH	DIFF	TIME OF DAY	
1 -		104.5	17.210	131.3	25.420	92.3	23.403	126.1	1:41.800	86.04	7.481	17:57:43.532
2 -	29.973	104.3	17.371	130.0	25.125	94.7	22.714	126.6	1:35.183	92.03	0.864	17:59:18.715
3 -	30.023	104.3	17.323	130.5	25.312	92.9	22.852	125.6	1:35.510	91.71	1.191	18:00:54.225
4 -	30.034	103.2	17.363	130.3	25.202	90.6	22.770	126.6	1:35.369	91.85	1.050	18:02:29.594
5 -	29.863	104.5	17.327	130.5	25.009	91.9	22.694	126.3	1:34.893 (3)	92.31	0.574	18:04:04.487
6 -	29.878	103.8	17.296	130.0	25.034	93.0	22.720	126.1	1:34.928	92.27	0.609	18:05:39.415
7 -	29.977	102.6	17.336	131.3	24.975	90.3	22.742	124.9	1:35.030	92.17	0.711	18:07:14.445
8 -	30.182	104.5	17.290	131.3	24.879	89.4	22.635	127.5	1:34.986	92.22	0.667	18:08:49.431
9 -	29.829	105.3	17.257	131.0	24.955	87.0	22.773	125.4	1:34.814 (2)	92.38	0.495	18:10:24.245
10 -	29.848	105.0	16.994	132.6	24.983	86.9	22.494	126.1	1:34.319 (1)	92.87		18:11:58.564

P4 12		Edward RENDELL				KTM - Banks Racing						
IDEAL LAP TIME : 1:34.152		BEST LAP TIME : 1:34.454				DIFFERENCE : 0.302						
LAP	SECTOR 1	SECTOR 2		SECTOR 3		SECTOR 4		LAP TIME	MPH	DIFF	TIME OF DAY	
1 -		101.2	17.555	124.9	24.848	88.6	23.322	124.7	1:41.935	85.93	7.481	17:57:43.667
2 -	30.058	102.7	17.460	126.8	25.014	86.7	22.677	125.6	1:35.209	92.00	0.755	17:59:18.876
3 -	30.052	101.9	17.581	125.4	25.259	88.1	22.687	126.6	1:35.579	91.65	1.125	18:00:54.455
4 -	30.223	102.7	17.398	127.3	25.284	88.1	22.636	127.3	1:35.541	91.68	1.087	18:02:29.996
5 -	30.063	103.4	17.307	127.3	24.756	87.1	22.664	125.9	1:34.790 (3)	92.41	0.336	18:04:04.786
6 -	29.730	103.0	17.586	126.8	24.885	86.2	22.609	125.9	1:34.810	92.39	0.356	18:05:39.596
7 -	30.026	101.0	17.461	127.0	24.871	87.7	22.683	125.6	1:35.041	92.16	0.587	18:07:14.637
8 -	30.143	102.4	17.415	127.3	24.876	88.4	22.531	127.3	1:34.965	92.24	0.511	18:08:49.602
9 -	29.843	103.2	17.301	127.3	24.950	86.2	22.685	124.7	1:34.779 (2)	92.42	0.325	18:10:24.381
10 -	30.032	102.4	17.214	127.3	24.742	93.4	22.466	122.6	1:34.454 (1)	92.74		18:11:58.835

P5 79		Storm STACEY				Kalex - FPW Racing					
IDEAL LAP TIME : 1:34.009		BEST LAP TIME : 1:34.252				DIFFERENCE : 0.243					
LAP	SECTOR 1	SECTOR 2		SECTOR 3		SECTOR 4		LAP TIME	MPH	DIFF	TIME OF DAY

Weather / Track : Cloudy / Dry

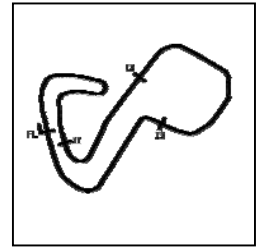
Brands Hatch GP
Circuit Length = 2.4332 miles
Start: 17:56 Flag 18:11 End: 18:13

MCRCB BULLETIN TK291

2017 MCE British Superbike Championship - Round 6

2017 HEL Performance British Motostar Championship

RACE 12 - SECTOR ANALYSIS



SECTOR 1 = FL to I1, SECTOR 2 = I1 to I2 SECTOR 3 = I2 to I3, SECTOR 4 = I3 to FL, DIFF = Difference To Personal Best Lap, P = Crossed Finish Line in Pit Lane, D = Time Disallowed

1 -		102.2	17.392	126.8	25.359	88.4	23.138	128.3	1:42.320	85.61	8.068	17:57:44.052
2 -	30.281	106.0	17.121	131.8	25.156	87.2	22.661	128.8	1:35.219	91.99	0.967	17:59:19.271
3 -	30.193	104.3	17.253	131.8	25.252	86.5	22.579	129.3	1:35.277	91.94	1.025	18:00:54.548
4 -	30.281	105.6	17.316	125.9	25.419	83.2	22.523	131.8	1:35.539	91.68	1.287	18:02:30.087
5 -	30.253	105.6	17.127	132.1	25.086	86.5	22.522	130.5	1:34.988	92.22	0.736	18:04:05.075
6 -	30.164	104.3	17.135	129.0	25.256	87.8	22.579	129.0	1:35.134	92.07	0.882	18:05:40.209
7 -	30.000	104.0	17.139	130.8	25.356	88.0	22.498	129.0	1:34.993	92.21	0.741	18:07:15.202
8 -	29.686	104.3	17.231	130.0	24.851	86.9	22.484	128.3	1:34.252 (1)	92.94		18:08:49.454
9 -	30.234	105.3	17.025	130.8	24.905	85.4	22.587	126.1	1:34.751 (3)	92.45	0.499	18:10:24.205
10 -	30.073	105.8	16.988	131.0	25.083	89.9	22.576	129.3	1:34.720 (2)	92.48	0.468	18:11:58.925

P6	17	Tom CARNE					Tigcraft - Neatafan / Tigcraft Racing					
IDEAL LAP TIME : 1:33.986		BEST LAP TIME : 1:34.164					DIFFERENCE : 0.178					
LAP	SECTOR 1	SECTOR 2	SECTOR 3	SECTOR 4	LAP TIME	MPH	DIFF	TIME OF DAY				
1 -		101.5	17.735	126.1	25.486	86.4	22.852	124.0	1:43.001	85.04	8.837	17:57:44.733
2 -	30.206	102.7	17.489	126.8	25.269	87.4	22.799	124.2	1:35.763	91.47	1.599	17:59:20.496
3 -	30.047	100.7	17.497	125.9	25.161	89.4	22.851	124.2	1:35.556	91.67	1.392	18:00:56.052
4 -	30.038	100.7	17.365	127.3	25.330	86.9	22.857	125.4	1:35.590	91.63	1.426	18:02:31.642
5 -	29.988	102.1	17.422	128.3	24.990	87.6	22.580	126.3	1:34.980	92.22	0.816	18:04:06.622
6 -	29.767	102.4	17.368	126.8	24.881	90.6	22.573	124.7	1:34.589	92.60	0.425	18:05:41.211
7 -	29.771	102.1	17.308	127.8	24.862	87.9	22.443	126.3	1:34.384 (2)	92.81	0.220	18:07:15.595
8 -	29.947	103.8	17.206	130.5	25.108	88.3	22.674	126.3	1:34.935	92.27	0.771	18:08:50.530
9 -	29.607	103.7	17.395	127.3	24.960	89.1	22.497	124.9	1:34.459 (3)	92.73	0.295	18:10:24.989
10 -	29.556	104.0	17.125	129.3	24.904	87.1	22.579	124.7	1:34.164 (1)	93.02		18:11:59.153

P7	64	Asher DURHAM					Mahindra - Microlise Cresswell Racing					
IDEAL LAP TIME : 1:34.178		BEST LAP TIME : 1:34.389					DIFFERENCE : 0.211					
LAP	SECTOR 1	SECTOR 2	SECTOR 3	SECTOR 4	LAP TIME	MPH	DIFF	TIME OF DAY				
1 -		100.7	17.720	132.1	25.289	86.1	23.074	124.5	1:43.583	84.56	9.194	17:57:45.315
2 -	30.584	103.2	17.250	129.8	25.165	87.1	22.757	127.0	1:35.756	91.48	1.367	17:59:21.071
3 -	29.962	103.7	17.228	130.5	25.104	87.8	22.740	127.8	1:35.034	92.17	0.645	18:00:56.105
4 -	30.225	103.4	17.221	130.0	25.117	88.4	22.831	125.9	1:35.394	91.82	1.005	18:02:31.499
5 -	30.041	103.5	17.302	129.3	24.974	87.3	22.729	126.6	1:35.046	92.16	0.657	18:04:06.545
6 -	30.398	103.8	17.055	131.8	25.017	86.5	22.470	128.3	1:34.940	92.26	0.551	18:05:41.485
7 -	29.823	105.1	17.065	130.8	24.978	85.4	22.523	127.5	1:34.389 (1)	92.80		18:07:15.874
8 -	30.142	104.3	17.135	132.3	25.081	84.6	22.429	129.3	1:34.787 (2)	92.41	0.398	18:08:50.661
9 -	30.113	103.4	17.349	129.0	24.871	88.5	22.549	126.3	1:34.882 (3)	92.32	0.493	18:10:25.543
10 -	29.845	103.5	17.192	128.5	25.130	85.2	22.904	114.7	1:35.071	92.14	0.682	18:12:00.614

P8	44	Edmund BEST					KTM - SymCirrus Motorsport					
IDEAL LAP TIME : 1:34.329		BEST LAP TIME : 1:34.505					DIFFERENCE : 0.176					
LAP	SECTOR 1	SECTOR 2	SECTOR 3	SECTOR 4	LAP TIME	MPH	DIFF	TIME OF DAY				
1 -		102.1	17.593	128.5	25.483	84.8	23.246	123.5	1:43.628	84.53	9.123	17:57:45.360
2 -	30.186	103.2	17.356	127.5	25.185	88.1	22.942	125.2	1:35.669	91.56	1.164	17:59:21.029
3 -	30.167	103.5	17.375	128.8	25.018	84.6	22.655	127.8	1:35.215	92.00	0.710	18:00:56.244
4 -	30.226	103.7	17.260	129.3	25.185	86.2	22.783	123.8	1:35.454	91.77	0.949	18:02:31.698
5 -	30.229	103.0	17.290	129.0	24.972	86.8	22.595	127.8	1:35.086	92.12	0.581	18:04:06.784
6 -	29.891	103.5	17.233	129.0	24.866	86.8	22.518	128.3	1:34.508 (2)	92.68	0.003	18:05:41.292
7 -	29.812	104.3	17.276	128.8	25.111	88.3	22.576	127.0	1:34.775 (3)	92.42	0.270	18:07:16.067
8 -	29.789	104.2	17.179	129.3	24.989	86.0	22.548	125.2	1:34.505 (1)	92.69		18:08:50.572
9 -	30.475	103.7	17.326	129.0	24.850	89.4	22.632	125.2	1:35.283	91.93	0.778	18:10:25.855
10 -	29.822	103.7	17.172	128.8	25.120	86.9	22.954	124.5	1:35.068	92.14	0.563	18:12:00.923

P9	3	Richard KERR					KTM - North West Racing					
IDEAL LAP TIME : 1:34.779		BEST LAP TIME : 1:35.075					DIFFERENCE : 0.296					
LAP	SECTOR 1	SECTOR 2	SECTOR 3	SECTOR 4	LAP TIME	MPH	DIFF	TIME OF DAY				
1 -		101.6	17.471	130.3	25.371	90.0	22.912	125.6	1:42.279	85.64	7.204	17:57:44.011
2 -	30.019	104.6	17.284	130.0	25.142	90.8	22.758	127.8	1:35.203	92.01	0.128	17:59:19.214
3 -	30.082	104.2	17.197	129.3	25.170	91.3	22.674	128.0	1:35.123 (2)	92.08	0.048	18:00:54.337
4 -	30.246	103.5	17.239	130.0	25.224	92.3	22.674	127.3	1:35.383	91.83	0.308	18:02:29.720

Weather / Track : Cloudy / Dry

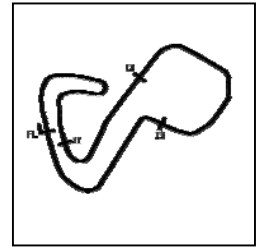
Brands Hatch GP
Circuit Length = 2.4332 miles
Start: 17:56 Flag 18:11 End: 18:13

MCRCB BULLETIN TK291

2017 MCE British Superbike Championship - Round 6

2017 HEL Performance British Motostar Championship

RACE 12 - SECTOR ANALYSIS



SECTOR 1 = FL to I1, SECTOR 2 = I1 to I2 SECTOR 3 = I2 to I3, SECTOR 4 = I3 to FL, DIFF = Difference To Personal Best Lap, P = Crossed Finish Line in Pit Lane, D = Time Disallowed

5 -	30.229	104.8	17.263	130.0	25.137	88.4	22.675	128.3	1:35.304	91.91	0.229	18:04:05.024
6 -	30.081	104.2	17.245	129.0	25.109	92.0	22.780	126.6	1:35.215	92.00	0.140	18:05:40.239
7 -	29.867	104.5	17.245	129.5	25.243	90.9	22.795	127.8	1:35.150 (3)	92.06	0.075	18:07:15.389
8 -	30.059	104.3	17.161	130.5	25.077	90.5	22.778	126.6	1:35.075 (1)	92.13		18:08:50.464
9 -	30.586	104.5	17.371	128.8	25.372	90.1	22.846	125.9	1:36.175	91.08	1.100	18:10:26.639
10 -	30.291	103.8	17.309	128.0	25.668	89.8	23.285	119.8	1:36.553	90.72	1.478	18:12:03.192

P10	52	Jorel BOERBOOM				Kalex KTM - Fireplace Warehouse						
IDEAL LAP TIME : 1:35.937		BEST LAP TIME : 1:36.022				DIFFERENCE : 0.085						

LAP	SECTOR 1	SECTOR 2	SECTOR 3	SECTOR 4	LAP TIME	MPH	DIFF	TIME OF DAY				
1 -		101.9	17.620	131.3	25.850	85.0	23.023	126.8	1:44.211	84.05	8.189	17:57:45.943
2 -	30.713	102.4	17.626	129.0	25.313	91.8	23.602	127.0	1:37.254	90.07	1.232	17:59:23.197
3 -	30.385	102.2	17.426	130.3	25.499	87.1	22.921	124.7	1:36.231 (3)	91.02	0.209	18:00:59.428
4 -	30.511	103.0	17.406	129.3	25.348	89.4	22.927	124.9	1:36.192 (2)	91.06	0.170	18:02:35.620
5 -	30.394	103.7	17.435	128.8	25.360	88.4	22.833	125.4	1:36.022 (1)	91.22		18:04:11.642
6 -	30.420	103.2	17.516	128.3	25.554	89.1	22.893	124.7	1:36.383	90.88	0.361	18:05:48.025
7 -	30.559	102.2	17.468	128.3	25.423	90.4	23.051	124.2	1:36.501	90.77	0.479	18:07:24.526
8 -	30.519	103.4	17.620	127.0	25.561	87.7	23.025	124.0	1:36.725	90.56	0.703	18:09:01.251
9 -	30.607	103.2	17.512	127.8	26.023	86.0	23.120	123.5	1:37.262	90.06	1.240	18:10:38.513
10 -	30.562	102.4	17.525	127.3	25.838	86.4	23.150	124.0	1:37.075	90.23	1.053	18:12:15.588

P11	34	Liam DELVES				DR-Moto - Stauff Connect Academy / Dr-Moto						
IDEAL LAP TIME : 1:36.009		BEST LAP TIME : 1:36.175				DIFFERENCE : 0.166						

LAP	SECTOR 1	SECTOR 2	SECTOR 3	SECTOR 4	LAP TIME	MPH	DIFF	TIME OF DAY				
1 -		95.1	17.970	128.8	26.106	85.9	23.188	126.8	1:45.304	83.18	9.129	17:57:47.036
2 -	30.534	101.0	17.596	129.3	25.520	89.2	23.060	126.8	1:36.710	90.57	0.535	17:59:23.746
3 -	30.230	102.4	17.545	130.3	25.474	87.4	22.995	125.6	1:36.244	91.01	0.069	18:00:59.990
4 -	30.297	101.3	17.485	128.8	25.383	89.3	23.010	124.5	1:36.175 (1)	91.08		18:02:36.165
5 -	30.218	102.4	17.551	127.8	25.391	89.2	23.060	124.9	1:36.220 (3)	91.03	0.045	18:04:12.385
6 -	30.343	101.9	17.485	127.8	25.532	88.5	23.050	124.5	1:36.410	90.86	0.235	18:05:48.795
7 -	30.591	101.6	17.603	128.5	25.485	89.3	22.979	124.9	1:36.658	90.62	0.483	18:07:25.453
8 -	30.369	101.9	17.472	127.8	25.447	87.8	23.243	124.5	1:36.531	90.74	0.356	18:09:01.984
9 -	30.985	101.2	17.676	127.5	25.874	88.0	23.096	123.5	1:37.631	89.72	1.456	18:10:39.615
10 -	30.399	101.5	17.448	127.8	25.397	88.1	22.960	124.5	1:36.204 (2)	91.05	0.029	18:12:15.819

P12	30 S	Max COOK				Honda NSF - Wilson Racing						
IDEAL LAP TIME : 1:35.892		BEST LAP TIME : 1:35.929				DIFFERENCE : 0.037						

LAP	SECTOR 1	SECTOR 2	SECTOR 3	SECTOR 4	LAP TIME	MPH	DIFF	TIME OF DAY				
1 -		100.0	17.737	123.8	25.519	88.7	23.140	123.3	1:43.880	84.32	7.951	17:57:45.612
2 -	30.533	101.3	17.650	122.4	25.511	91.9	23.332	122.2	1:37.026	90.28	1.097	17:59:22.638
3 -	30.690	97.5	17.722	122.4	25.649	85.5	23.112	122.4	1:37.173	90.14	1.244	18:00:59.811
4 -	30.349	100.6	17.606	123.3	25.638	90.0	22.961	124.0	1:36.554	90.72	0.625	18:02:36.365
5 -	30.223	101.5	17.640	123.5	25.304	89.5	23.045	123.8	1:36.212 (2)	91.04	0.283	18:04:12.577
6 -	30.296	100.7	17.632	123.1	25.402	86.9	23.055	123.3	1:36.385 (3)	90.88	0.456	18:05:48.962
7 -	30.170	101.0	17.484	123.5	25.341	91.4	22.934	121.7	1:35.929 (1)	91.31		18:07:24.891
8 -	30.336	100.7	17.717	123.1	25.324	88.6	23.191	122.6	1:36.568	90.71	0.639	18:09:01.459
9 -	30.572	101.3	17.646	122.6	25.790	85.4	23.258	121.7	1:37.266	90.06	1.337	18:10:38.725
10 -	30.538	100.4	17.691	122.6	25.437	92.0	23.485	118.1	1:37.151	90.16	1.222	18:12:15.876

P13	23	Sam LLEWELLYN				KTM - SymCirrus Motorsport						
IDEAL LAP TIME : 1:35.890		BEST LAP TIME : 1:36.029				DIFFERENCE : 0.139						

LAP	SECTOR 1	SECTOR 2	SECTOR 3	SECTOR 4	LAP TIME	MPH	DIFF	TIME OF DAY				
1 -		98.8	17.887	128.3	26.013	84.0	23.136	127.0	1:44.943	83.47	8.914	17:57:46.675
2 -	31.172	98.9	17.631	129.3	25.866	82.8	23.239	127.5	1:37.908	89.47	1.879	17:59:24.583
3 -	31.048	100.4	17.544	129.5	25.697	83.9	23.056	127.3	1:37.345	89.98	1.316	18:01:01.928
4 -	30.727	102.7	17.352	129.0	25.736	84.8	23.168	127.5	1:36.983	90.32	0.954	18:02:38.911
5 -	30.642	102.6	17.432	129.3	25.739	86.0	23.012	127.0	1:36.825	90.47	0.796	18:04:15.736
6 -	30.659	101.8	17.326	129.3	25.553	88.3	23.048	125.6	1:36.586 (3)	90.69	0.557	18:05:52.322
7 -	30.241	103.8	17.202	129.0	25.502	87.6	23.084	125.9	1:36.029 (1)	91.22		18:07:28.351
8 -	30.275	104.5	17.323	129.0	25.535	87.7	22.945	126.1	1:36.078 (2)	91.17	0.049	18:09:04.429

Weather / Track : Cloudy / Dry

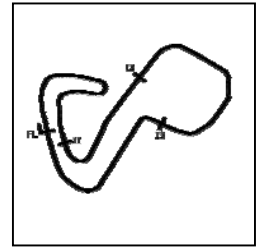
Brands Hatch GP
Circuit Length = 2.4332 miles
Start: 17:56 Flag 18:11 End: 18:13

MCRCB BULLETIN TK291

2017 MCE British Superbike Championship - Round 6

2017 HEL Performance British Motostar Championship

RACE 12 - SECTOR ANALYSIS



SECTOR 1 = FL to I1, SECTOR 2 = I1 to I2 SECTOR 3 = I2 to I3, SECTOR 4 = I3 to FL, DIFF = Difference To Personal Best Lap, P = Crossed Finish Line in Pit Lane, D = Time Disallowed

9 -	30.351	103.8	17.207	129.3	25.898	85.0	23.196	125.2	1:36.652	90.63	0.623	18:10:41.081
10 -	30.674	102.6	17.336	129.3	25.916	84.9	23.375	125.2	1:37.301	90.02	1.272	18:12:18.382

P14	20	Joel MARKLUND						KTM - Marklund Solutions / SP125				
IDEAL LAP TIME : 1:36.452			BEST LAP TIME : 1:36.854			DIFFERENCE : 0.402						
LAP	SECTOR 1	SECTOR 2	SECTOR 3	SECTOR 4	LAP TIME	MPH	DIFF	TIME OF DAY				
1 -	94.6	17.989	130.3	26.047	88.7	23.127	129.5	1:45.787	82.80	8.933	17:57:47.519	
2 -	30.593	100.9	17.495	130.8	25.846	84.4	23.177	128.0	1:37.111	90.20	0.257	17:59:24.630
3 -	30.732	100.0	17.506	129.3	25.615	89.1	23.058	126.8	1:36.911 (2)	90.39	0.057	18:01:01.541
4 -	30.766	99.1	17.501	129.0	25.656	89.2	23.157	126.6	1:37.080	90.23	0.226	18:02:38.621
5 -	30.596	101.5	17.654	128.3	25.675	87.2	23.028	125.2	1:36.953 (3)	90.35	0.099	18:04:15.574
6 -	31.050	99.1	17.474	129.5	25.459	86.7	23.008	126.8	1:36.991	90.31	0.137	18:05:52.565
7 -	30.511	102.4	17.547	128.8	25.682	88.5	23.114	125.9	1:36.854 (1)	90.44		18:07:29.419
8 -	30.711	100.6	17.564	128.3	25.761	88.5	23.121	124.9	1:37.157	90.16	0.303	18:09:06.576
9 -	30.665	101.0	17.569	128.3	25.821	89.7	23.234	125.4	1:37.289	90.03	0.435	18:10:43.865
10 -	30.638	101.6	17.658	127.5	25.896	87.4	23.169	125.6	1:37.361	89.97	0.507	18:12:21.226

P15	54	Sam BURMAN						KTM - TeamWNT / Burman Racing				
IDEAL LAP TIME : 1:36.215			BEST LAP TIME : 1:36.679			DIFFERENCE : 0.464						
LAP	SECTOR 1	SECTOR 2	SECTOR 3	SECTOR 4	LAP TIME	MPH	DIFF	TIME OF DAY				
1 -	95.8	17.968	129.8	26.105	88.6	23.155	128.3	1:45.655	82.90	8.976	17:57:47.387	
2 -	31.074	103.0	17.605	132.1	25.720	90.3	23.214	128.8	1:37.613	89.74	0.934	17:59:25.000
3 -	31.008	104.2	17.349	131.5	25.772	91.1	23.078	128.0	1:37.207	90.11	0.528	18:01:02.207
4 -	30.760	102.7	17.408	132.1	25.598	87.6	23.153	128.5	1:36.919	90.38	0.240	18:02:39.126
5 -	30.713	103.7	17.392	131.3	25.733	89.3	23.029	128.0	1:36.867 (2)	90.43	0.188	18:04:15.993
6 -	30.813	102.2	17.425	130.5	25.552	86.8	22.889	128.8	1:36.679 (1)	90.60		18:05:52.672
7 -	30.621	104.6	17.319	130.8	25.925	89.1	23.006	126.3	1:36.871 (3)	90.42	0.192	18:07:29.543
8 -	30.760	103.5	17.405	130.8	25.917	87.9	23.022	126.6	1:37.104	90.21	0.425	18:09:06.647
9 -	31.567	104.6	17.153	132.1	25.666	87.6	23.045	127.0	1:37.431	89.90	0.752	18:10:44.078
10 -	30.914	103.0	17.332	124.7	26.039	88.1	23.296	127.3	1:37.581	89.76	0.902	18:12:21.659

P16	27	Josh HODGE						KTM - Team HPR				
IDEAL LAP TIME : 1:36.380			BEST LAP TIME : 1:36.726			DIFFERENCE : 0.346						
LAP	SECTOR 1	SECTOR 2	SECTOR 3	SECTOR 4	LAP TIME	MPH	DIFF	TIME OF DAY				
1 -	95.1	18.090	128.0	26.219	86.7	23.233	125.4	1:46.293	82.41	9.567	17:57:48.025	
2 -	30.640	99.1	17.646	129.3	25.761	87.9	23.156	127.5	1:37.203	90.11	0.477	17:59:25.228
3 -	30.979	98.1	17.431	129.8	25.716	84.0	23.168	126.3	1:37.294	90.03	0.568	18:01:02.522
4 -	30.626	100.6	17.474	129.8	25.545	86.2	23.121	126.8	1:36.766 (2)	90.52	0.040	18:02:39.288
5 -	30.716	101.3	17.498	130.0	25.638	85.7	23.063	126.8	1:36.915	90.38	0.189	18:04:16.203
6 -	30.767	100.7	17.484	129.5	25.570	88.5	22.995	125.9	1:36.816 (3)	90.47	0.090	18:05:53.019
7 -	30.486	101.6	17.354	129.5	25.835	87.8	23.051	126.3	1:36.726 (1)	90.56		18:07:29.745
8 -	30.795	100.1	17.433	129.3	25.823	84.0	23.005	126.3	1:37.056	90.25	0.330	18:09:06.801
9 -	30.794	102.9	17.391	129.3	25.861	86.9	23.191	124.7	1:37.237	90.08	0.511	18:10:44.038
10 -	30.735	102.9	17.473	127.3	25.904	84.7	23.699	124.9	1:37.811	89.55	1.085	18:12:21.849

P17	55 S	Jack SCOTT						Honda NSF - J J Racing				
IDEAL LAP TIME : 1:36.990			BEST LAP TIME : 1:37.089			DIFFERENCE : 0.099						
LAP	SECTOR 1	SECTOR 2	SECTOR 3	SECTOR 4	LAP TIME	MPH	DIFF	TIME OF DAY				
1 -	96.8	18.312	121.3	26.739	85.9	23.664	118.9	1:47.097	81.79	10.008	17:57:48.829	
2 -	30.982	97.6	17.927	120.4	26.021	86.8	23.627	119.1	1:38.557	88.88	1.468	17:59:27.386
3 -	30.559	97.6	18.116	119.4	25.873	87.2	23.500	118.9	1:38.048	89.34	0.959	18:01:05.434
4 -	30.591	97.1	17.980	119.6	25.455	88.8	23.459	118.3	1:37.485 (3)	89.85	0.396	18:02:42.919
5 -	30.541	97.9	18.016	118.1	25.486	87.9	23.430	117.9	1:37.473 (2)	89.86	0.384	18:04:20.392
6 -	30.368	98.8	17.928	120.2	25.552	89.8	23.241	118.5	1:37.089 (1)	90.22		18:05:57.481
7 -	30.367	97.9	18.064	119.8	25.467	89.3	23.595	116.9	1:37.493	89.85	0.404	18:07:34.974
8 -	30.500	98.2	18.028	119.8	25.639	89.0	23.418	117.1	1:37.585	89.76	0.496	18:09:12.559
9 -	30.482	98.5	18.030	119.8	26.010	87.3	23.497	116.7	1:38.019	89.36	0.930	18:10:50.578
10 -	30.732	97.2	18.139	118.5	26.080	87.8	23.565	115.9	1:38.516	88.91	1.427	18:12:29.094

Weather / Track : Cloudy / Dry

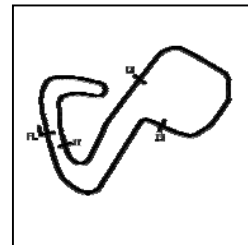
Brands Hatch GP
Circuit Length = 2.4332 miles
Start: 17:56 Flag 18:11 End: 18:13

MCRCB BULLETIN TK291

2017 MCE British Superbike Championship - Round 6

2017 HEL Performance British Motostar Championship

RACE 12 - SECTOR ANALYSIS



SECTOR 1 = FL to I1, SECTOR 2 = I1 to I2 SECTOR 3 = I2 to I3, SECTOR 4 = I3 to FL, DIFF = Difference To Personal Best Lap, P = Crossed Finish Line in Pit Lane, D = Time Disallowed

P18 99		Stephen CAMPBELL				Honda - Campbell Racing						
IDEAL LAP TIME : 1:37.086		BEST LAP TIME : 1:37.167				DIFFERENCE : 0.081						
LAP	SECTOR 1	SECTOR 2		SECTOR 3		SECTOR 4		LAP TIME	MPH	DIFF	TIME OF DAY	
1 -		95.3	18.553	123.1	26.139	86.2	23.626	120.4	1:47.691	81.34	10.524	17:57:49.423
2 -	31.012	97.9	18.185	122.0	25.675	86.0	23.523	120.6	1:38.395	89.02	1.228	17:59:27.818
3 -	30.874	98.2	18.032	122.6	25.649	83.7	23.469	120.0	1:38.024	89.36	0.857	18:01:05.842
4 -	30.973	98.2	18.038	122.2	25.453	85.5	23.517	119.1	1:37.981	89.40	0.814	18:02:43.823
5 -	30.512	99.1	17.997	120.9	25.592	87.1	23.346	119.6	1:37.447 (3)	89.89	0.280	18:04:21.270
6 -	30.545	98.6	17.937	122.6	25.603	88.3	23.292	120.6	1:37.377 (2)	89.95	0.210	18:05:58.647
7 -	30.873	97.3	18.045	120.9	25.625	88.1	23.581	117.5	1:38.124	89.27	0.957	18:07:36.771
8 -	30.415	97.1	17.965	120.4	25.442	91.0	23.345	117.5	1:37.167 (1)	90.15		18:09:13.938
9 -	30.551	97.3	18.023	120.6	25.880	89.2	23.472	117.5	1:37.926	89.45	0.759	18:10:51.864
10 -	30.593	97.6	18.013	119.8	25.610	88.1	23.396	116.9	1:37.612	89.74	0.445	18:12:29.476

P19 56 S		Charlie ATKINS				Honda NSF - Wilson Racing						
IDEAL LAP TIME : 1:37.166		BEST LAP TIME : 1:37.511				DIFFERENCE : 0.345						
LAP	SECTOR 1	SECTOR 2		SECTOR 3		SECTOR 4		LAP TIME	MPH	DIFF	TIME OF DAY	
1 -		97.2	18.326	122.6	26.365	84.5	23.609	123.3	1:47.252	81.67	9.741	17:57:48.984
2 -	31.001	97.5	17.824	121.7	26.271	83.9	23.441	123.5	1:38.537	88.89	1.026	17:59:27.521
3 -	30.847	100.0	17.870	123.3	26.005	81.0	23.394	123.5	1:38.116	89.28	0.605	18:01:05.637
4 -	30.962	100.4	17.731	122.9	25.577	84.9	23.284	122.9	1:37.554 (2)	89.79	0.043	18:02:43.191
5 -	30.674	100.7	17.792	122.4	25.887	86.0	23.367	122.2	1:37.720 (3)	89.64	0.209	18:04:20.911
6 -	30.698	100.0	17.759	122.2	25.870	85.2	23.184	121.5	1:37.511 (1)	89.83		18:05:58.422
7 -	31.162	90.3	18.082	121.7	26.088	84.4	23.560	121.5	1:38.892	88.57	1.381	18:07:37.314
8 -	31.045	99.1	17.940	123.5	26.345	82.2	23.639	119.4	1:38.969	88.51	1.458	18:09:16.283
9 -	31.230	99.2	18.099	121.1	27.510	79.4	24.282	118.1	1:41.121	86.62	3.610	18:10:57.404
10 -	31.642	95.3	18.290	122.2	27.115	78.3	24.582	112.4	1:41.629	86.19	4.118	18:12:39.033

P20 89 S		T. Fox MORETON				Honda NSF - Banks Racing / Moto Engineering						
IDEAL LAP TIME : 1:38.729		BEST LAP TIME : 1:39.381				DIFFERENCE : 0.652						
LAP	SECTOR 1	SECTOR 2		SECTOR 3		SECTOR 4		LAP TIME	MPH	DIFF	TIME OF DAY	
1 -		89.4	18.343	124.7	27.336	82.7	23.918	123.3	1:49.461	80.02	10.080	17:57:51.193
2 -	31.570	96.4	18.030	123.1	26.706	81.4	23.885	121.1	1:40.191	87.43	0.810	17:59:31.384
3 -	31.372	95.4	18.149	121.3	26.603	82.8	23.767	118.9	1:39.891	87.69	0.510	18:01:11.275
4 -	31.363	96.2	18.131	120.6	26.334	86.4	23.809	119.1	1:39.637	87.91	0.256	18:02:50.912
5 -	31.383	96.4	18.211	120.4	26.400	83.7	23.948	118.1	1:39.942	87.64	0.561	18:04:30.854
6 -	31.542	96.4	18.025	116.9	26.468	84.5	23.672	117.1	1:39.707	87.85	0.326	18:06:10.561
7 -	31.394	96.6	18.031	121.7	26.465	85.2	23.600	118.3	1:39.490 (3)	88.04	0.109	18:07:50.051
8 -	31.520	96.4	18.154	120.6	26.181	85.0	23.554	119.6	1:39.409 (2)	88.11	0.028	18:09:29.460
9 -	31.170	96.2	18.310	120.4	26.595	85.5	23.835	118.1	1:39.910	87.67	0.529	18:11:09.370
10 -	31.598	96.8	18.119	120.6	26.311	87.2	23.353	118.9	1:39.381 (1)	88.14		18:12:48.751

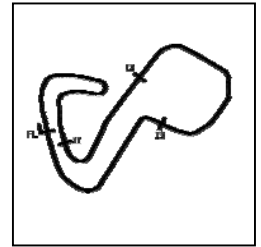
P21 45 S		Scott SWANN				Honda NSF - Swann Racing						
IDEAL LAP TIME : 1:38.774		BEST LAP TIME : 1:39.086				DIFFERENCE : 0.312						
LAP	SECTOR 1	SECTOR 2		SECTOR 3		SECTOR 4		LAP TIME	MPH	DIFF	TIME OF DAY	
1 -		93.4	18.463	123.1	26.970	81.4	24.158	116.9	1:49.339	80.11	10.253	17:57:51.071
2 -	31.541	97.9	18.124	121.5	26.605	81.7	24.093	118.3	1:40.363	87.28	1.277	17:59:31.434
3 -	31.635	97.1	18.135	121.7	26.909	82.8	23.819	119.6	1:40.498	87.16	1.412	18:01:11.932
4 -	31.705	96.9	18.227	120.9	26.335	80.4	23.973	117.3	1:40.240	87.38	1.154	18:02:52.172
5 -	31.165	98.2	17.943	123.8	26.053	82.6	23.945	116.5	1:39.106 (2)	88.38	0.020	18:04:31.278
6 -	31.328	97.3	18.238	118.9	26.281	82.9	23.825	117.9	1:39.672	87.88	0.586	18:06:10.950
7 -	31.232	96.9	18.227	118.5	26.351	83.8	23.852	117.1	1:39.662	87.89	0.576	18:07:50.612
8 -	31.080	97.8	18.427	118.5	26.111	85.0	23.814	116.5	1:39.432 (3)	88.09	0.346	18:09:30.044
9 -	31.046	97.3	18.202	118.5	26.345	83.5	24.115	115.5	1:39.708	87.85	0.622	18:11:09.752
10 -	30.982	96.4	18.203	116.7	26.105	85.5	23.796	114.9	1:39.086 (1)	88.40		18:12:48.838

P22 72 S		Cameron HORSMAN				Honda NSF - Nova / FAB Racing					
IDEAL LAP TIME : 1:39.103		BEST LAP TIME : 1:39.450				DIFFERENCE : 0.347					
LAP	SECTOR 1	SECTOR 2		SECTOR 3		SECTOR 4		LAP TIME	MPH	DIFF	TIME OF DAY

Weather / Track : Cloudy / Dry

Brands Hatch GP
Circuit Length = 2.4332 miles
Start: 17:56 Flag 18:11 End: 18:13

RACE 12 - SECTOR ANALYSIS



SECTOR 1 = FL to I1, SECTOR 2 = I1 to I2 SECTOR 3 = I2 to I3, SECTOR 4 = I3 to FL, DIFF = Difference To Personal Best Lap, P = Crossed Finish Line in Pit Lane, D = Time Disallowed

1 -	93.4	18.361	121.7	26.795	81.4	24.029	120.2	1:49.409	80.06	9.959	17:57:51.141
2 -	31.174	96.8	18.207	121.3	26.683	82.3	23.975	120.0	1:40.039	0.589	17:59:31.180
3 -	31.379	96.9	18.389	118.5	26.777	83.8	23.772	118.3	1:40.317	0.867	18:01:11.497
4 -	31.595	96.8	18.172	119.6	26.299	86.5	23.741	117.5	1:39.807	0.357	18:02:51.304
5 -	31.244	97.5	18.289	119.6	26.226	83.0	23.872	119.8	1:39.631	0.181	18:04:30.935
6 -	31.133	96.1	18.273	117.9	26.303	88.3	23.802	116.3	1:39.511 (3)	0.061	18:06:10.446
7 -	31.094	96.1	18.256	117.5	26.347	87.0	23.781	115.9	1:39.478 (2)	0.028	18:07:49.924
8 -	31.119	96.1	18.251	116.9	26.266	87.6	23.814	115.7	1:39.450 (1)	88.08	18:09:29.374
9 -	31.505	96.4	18.460	118.5	26.499	82.9	23.964	118.7	1:40.428	0.978	18:11:09.802
10 -	31.434	97.3	18.254	119.6	26.096	86.0	23.823	114.1	1:39.607	0.157	18:12:49.409

P23 95 S		Ross TURNER				Honda NSF - RedRat Racing						
IDEAL LAP TIME : 1:38.861		BEST LAP TIME : 1:39.326				DIFFERENCE : 0.465						
LAP	SECTOR 1	SECTOR 2	SECTOR 3	SECTOR 4	LAP TIME	MPH	DIFF	TIME OF DAY				
1 -		90.6	18.542	118.7	26.991	80.6	23.943	120.6	1:48.965	80.39	9.639	17:57:50.697
2 -	31.242	99.5	18.403	118.1	26.760	82.8	23.880	120.2	1:40.285	87.34	0.959	17:59:30.982
3 -	31.349	98.8	18.360	118.5	26.683	84.7	23.918	118.9	1:40.310	87.32	0.984	18:01:11.292
4 -	32.096	99.1	18.085	119.1	26.558	83.5	23.643	120.6	1:40.382	87.26	1.056	18:02:51.674
5 -	31.262	100.7	18.325	118.9	26.743	82.9	23.674	120.9	1:40.004	87.59	0.678	18:04:31.678
6 -	31.168	100.1	18.148	118.7	26.509	82.9	23.501	120.9	1:39.326 (1)	88.19		18:06:11.004
7 -	31.450	98.6	18.064	116.3	26.552	83.8	23.725	120.6	1:39.791	87.78	0.465	18:07:50.795
8 -	31.146	99.8	18.202	118.1	26.564	82.7	23.662	120.2	1:39.574 (3)	87.97	0.248	18:09:30.369
9 -	30.964	100.3	18.118	115.7	26.762	81.9	23.808	120.4	1:39.652	87.90	0.326	18:11:10.021
10 -	31.334	97.1	18.171	117.7	26.332	83.7	23.601	120.6	1:39.438 (2)	88.09	0.112	18:12:49.459

P24 48 S		Ewan POTTER				Honda NSF -						
IDEAL LAP TIME : 1:38.628		BEST LAP TIME : 1:39.236				DIFFERENCE : 0.608						
LAP	SECTOR 1	SECTOR 2	SECTOR 3	SECTOR 4	LAP TIME	MPH	DIFF	TIME OF DAY				
1 -		96.0	18.359	120.2	27.074	83.4	24.071	121.1	1:49.813	79.77	10.577	17:57:51.545
2 -	31.532	99.5	17.980	122.4	26.615	79.7	24.055	120.6	1:40.182	87.43	0.946	17:59:31.727
3 -	31.435	96.6	18.158	122.0	27.111	84.3	23.548	120.2	1:40.252	87.37	1.016	18:01:11.979
4 -	31.795	98.8	18.171	121.1	26.609	84.5	23.714	119.4	1:40.289	87.34	1.053	18:02:52.268
5 -	31.400	99.8	17.963	122.6	26.553	84.3	23.898	118.3	1:39.814	87.76	0.578	18:04:32.082
6 -	31.149	99.4	18.023	122.0	26.438	83.9	23.688	120.0	1:39.298 (2)	88.21	0.062	18:06:11.380
7 -	31.207	98.8	18.209	122.9	26.451	84.8	23.682	120.0	1:39.549 (3)	87.99	0.313	18:07:50.929
8 -	31.175	99.7	18.117	117.9	26.764	85.4	23.918	118.1	1:39.974	87.62	0.738	18:09:30.903
9 -	30.813	100.1	17.829	114.1	26.775	83.7	23.819	120.0	1:39.236 (1)	88.27		18:11:10.139
10 -	31.390	99.1	18.058	122.0	26.579	85.1	24.065	114.1	1:40.092	87.51	0.856	18:12:50.231

P25 13 S		Jacob CLARK				Honda NSF - Wilson Racing						
IDEAL LAP TIME : 1:42.288		BEST LAP TIME : 1:42.321				DIFFERENCE : 0.033						
LAP	SECTOR 1	SECTOR 2	SECTOR 3	SECTOR 4	LAP TIME	MPH	DIFF	TIME OF DAY				
1 -		92.1	18.689	120.0	27.189	82.6	24.372	116.7	1:50.862	79.01	8.541	17:57:52.594
2 -	32.262	90.8	18.622	118.5	27.100	80.5	24.337	116.3	1:42.321 (1)	85.61		17:59:34.915
3 -	32.345	92.8	18.697	116.3	27.330	82.5	24.315	115.7	1:42.687 (2)	85.30	0.366	18:01:17.602
4 -	32.497	92.6	18.748	116.3	27.319	81.4	24.499	114.7	1:43.063	84.99	0.742	18:03:00.665
5 -	32.251	92.4	18.792	113.3	27.772	80.3	24.519	115.9	1:43.334	84.77	1.013	18:04:43.999
6 -	32.308	93.3	18.720	116.1	27.255	83.2	24.455	114.1	1:42.738 (3)	85.26	0.417	18:06:26.737
7 -	32.416	92.0	18.827	116.1	27.338	83.3	24.461	115.1	1:43.042	85.01	0.721	18:08:09.779
8 -	32.465	92.5	18.877	115.7	27.528	81.6	24.638	114.7	1:43.508	84.62	1.187	18:09:53.287
9 -	32.779	92.3	18.820	113.5	28.040	82.1	24.540	114.1	1:44.179	84.08	1.858	18:11:37.466
10 -	32.647	90.4	18.951	116.1	27.658	80.6	24.518	115.3	1:43.774	84.41	1.453	18:13:21.240

P26 25		Mike BROUWERS				KTM - TEC7-Joma / Brouwersracingteam						
IDEAL LAP TIME : 1:35.264		BEST LAP TIME : 1:35.786				DIFFERENCE : 0.522						
LAP	SECTOR 1	SECTOR 2	SECTOR 3	SECTOR 4	LAP TIME	MPH	DIFF	TIME OF DAY				
1 -		100.0	17.971	125.4	25.518	84.7	23.164	124.2	1:44.422	83.88	8.636	17:57:46.154
2 -	30.558	100.1	17.752	124.7	25.258	87.3	23.065	123.5	1:36.633	90.65	0.847	17:59:22.787
3 -	30.449	98.9	17.727	122.9	24.888	90.6	23.087	121.3	1:36.151	91.10	0.365	18:00:58.938
4 -	30.253	99.1	17.674	122.9	25.035	90.4	22.895	122.0	1:35.857	91.38	0.071	18:02:34.795

Weather / Track : Cloudy / Dry

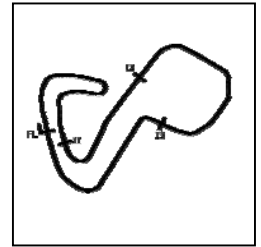
Brands Hatch GP
Circuit Length = 2.4332 miles
Start: 17:56 Flag 18:11 End: 18:13

MCRCB BULLETIN TK291

2017 MCE British Superbike Championship - Round 6

2017 HEL Performance British Motostar Championship

RACE 12 - SECTOR ANALYSIS



SECTOR 1 = FL to I1, SECTOR 2 = I1 to I2 SECTOR 3 = I2 to I3, SECTOR 4 = I3 to FL, DIFF = Difference To Personal Best Lap, P = Crossed Finish Line in Pit Lane, D = Time Disallowed

5 -	30.320	100.9	17.658	122.0	24.856	90.4	22.952	120.4	1:35.786 (1)	91.45		18:04:10.581
6 -	30.140	100.1	17.669	122.2	25.155	91.9	22.884	121.7	1:35.848	91.39	0.062	18:05:46.429
7 -	30.313	100.9	17.641	121.1	24.924	90.8	22.930	120.4	1:35.808 (3)	91.43	0.022	18:07:22.237
8 -	30.271	100.3	17.638	121.3	24.917	93.0	22.972	120.4	1:35.798 (2)	91.44	0.012	18:08:58.035

P27	2 S	Thomas STRUDWICK						Honda NSF - Case Moto Rapido Moto3				
IDEAL LAP TIME : 1:36.186		BEST LAP TIME : 1:36.257				DIFFERENCE : 0.071						
LAP	SECTOR 1	SECTOR 2		SECTOR 3		SECTOR 4		LAP TIME	MPH	DIFF	TIME OF DAY	
1 -		97.9	17.952	125.2	26.016	85.4	23.157	124.2	1:45.081	83.36	8.824	17:57:46.813
2 -	30.505	99.7	17.645	124.0	25.495	88.1	22.920	124.5	1:36.565 (2)	90.71	0.308	17:59:23.378
3 -	30.392	99.4	17.732	124.2	25.673	87.0	22.994	122.2	1:36.791 (3)	90.50	0.534	18:01:00.169
4 -	30.327	99.8	17.581	125.6	25.460	85.5	22.889	123.1	1:36.257 (1)	91.00		18:02:36.426

P28	19 S	Victor RODRIGUEZ						Honda NSF - GA Competition				
IDEAL LAP TIME :		BEST LAP TIME :				DIFFERENCE :						
LAP	SECTOR 1	SECTOR 2		SECTOR 3		SECTOR 4		LAP TIME	MPH	DIFF	TIME OF DAY	
1 -	OUTLAP	96.5	18.409	119.6	26.917	82.4	IN PIT		3:38.067 P	40.17		17:59:39.799

Weather / Track : Cloudy / Dry

Brands Hatch GP
 Circuit Length = 2.4332 miles
 Start: 17:56 Flag 18:11 End: 18:13

MCRCB BULLETIN TK292**2017 MCE British Superbike Championship - Round 6****2017 HEL Performance British Motostar Championship****RACE 12 - BEST SPEEDS**

POS	INTERMEDIATE 1			INTERMEDIATE 2			INTERMEDIATE 3			FINISH LINE		
	NO	NAME	MPH	NO	NAME	MPH	NO	NAME	MPH	NO	NAME	MPH
1	79	STACEY	106.0	15	McMANUS	132.6	69	BOOTH-AMOS	95.7	79	STACEY	131.8
2	15	McMANUS	105.3	64	DURHAM	132.3	15	McMANUS	94.7	47	ARCHER	130.5
3	64	DURHAM	105.1	47	ARCHER	132.1	12	RENDELL	93.4	20	MARKLUND	129.5
4	3	KERR	104.8	79	STACEY	132.1	25	BROUWERS	93.0	64	DURHAM	129.3
5	54	BURMAN	104.6	54	BURMAN	132.1	3	KERR	92.3	54	BURMAN	128.8
6	23	LLEWELLYN	104.5	52	BOERBOOM	131.3	30	COOK	92.0	44	BEST	128.3
7	44	BEST	104.3	20	MARKLUND	130.8	52	BOERBOOM	91.8	3	KERR	128.3
8	69	BOOTH-AMOS	104.2	17	CARNE	130.5	54	BURMAN	91.1	15	McMANUS	127.5
9	47	ARCHER	104.0	3	KERR	130.5	99	CAMPBELL	91.0	23	LLEWELLYN	127.5
10	17	CARNE	104.0	34	DELVES	130.3	17	CARNE	90.6	27	HODGE	127.5
11	52	BOERBOOM	103.7	27	HODGE	130.0	79	STACEY	89.9	12	RENDELL	127.3
12	12	RENDELL	103.4	23	LLEWELLYN	129.5	55	SCOTT	89.8	52	BOERBOOM	127.0
13	27	HODGE	102.9	44	BEST	129.3	20	MARKLUND	89.7	34	DELVES	126.8
14	34	DELVES	102.4	69	BOOTH-AMOS	128.5	44	BEST	89.4	17	CARNE	126.3
15	20	MARKLUND	102.4	12	RENDELL	127.3	34	DELVES	89.3	69	BOOTH-AMOS	125.6
16	30	COOK	101.5	2	STRUDWICK	125.6	47	ARCHER	88.5	2	STRUDWICK	124.5
17	25	BROUWERS	100.9	25	BROUWERS	125.4	64	DURHAM	88.5	25	BROUWERS	124.2
18	56	ATKINS	100.7	89	MORETON	124.7	27	HODGE	88.5	30	COOK	124.0
19	95	TURNER	100.7	30	COOK	123.8	23	LLEWELLYN	88.3	56	ATKINS	123.5
20	48	POTTER	100.1	45	SWANN	123.8	72	HORSMAN	88.3	89	MORETON	123.3
21	2	STRUDWICK	99.8	56	ATKINS	123.5	2	STRUDWICK	88.1	48	POTTER	121.1
22	99	CAMPBELL	99.1	99	CAMPBELL	123.1	89	MORETON	87.2	95	TURNER	120.9
23	55	SCOTT	98.8	48	POTTER	122.9	56	ATKINS	86.0	99	CAMPBELL	120.6
24	45	SWANN	98.2	72	HORSMAN	121.7	45	SWANN	85.5	72	HORSMAN	120.2
25	72	HORSMAN	97.5	55	SCOTT	121.3	48	POTTER	85.4	45	SWANN	119.6
26	89	MORETON	96.8	13	CLARK	120.0	95	TURNER	84.7	55	SCOTT	119.1
27	19	RODRIGUEZ	96.5	19	RODRIGUEZ	119.6	13	CLARK	83.3	13	CLARK	116.7
28	13	CLARK	93.3	95	TURNER	119.1	19	RODRIGUEZ	82.4			
29												
30												

Weather / Track : Cloudy / Dry

Brands Hatch GP

Circuit Length = 2.4332 miles

Start: 17:56 Flag 18:11 End: 18:13

Results can be found at www.tsl-timing.com

Printed - 18:16 Sunday, 23 July 2017

MCRCB BULLETIN TK293

2017 MCE British Superbike Championship - Round 6

2017 HEL Performance British Motostar Championship

RACE 12 - BEST SECTORS

SECTOR 1				SECTOR 2				SECTOR 3				SECTOR 4				IDEAL / BEST COMPARISON			
POS	NO	NAME	TIME	NO	NAME	TIME	NO	NAME	TIME	NO	NAME	TIME	POS	NO	NAME	IDEAL	BEST	DIFF	
															PERFECT LAP	1:33.513			
1	69	BOOTH-A	29.417	69	BOOTH-A	16.941	12	RENDELL	24.742	69	BOOTH-A	22.413	1	69	BOOTH-AMOS	1:33.682	1:33.820	0.138	
2	17	CARNE	29.556	79	STACEY	16.988	44	BEST	24.850	64	DURHAM	22.429	2	17	CARNE	1:33.986	1:34.164	0.178	
3	79	STACEY	29.686	15	McMANUS	16.994	79	STACEY	24.851	17	CARNE	22.443	3	79	STACEY	1:34.009	1:34.252	0.243	
4	12	RENDELL	29.730	64	DURHAM	17.055	25	BROUWER	24.856	12	RENDELL	22.466	4	12	RENDELL	1:34.152	1:34.454	0.302	
5	47	ARCHER	29.755	47	ARCHER	17.077	17	CARNE	24.862	79	STACEY	22.484	5	64	DURHAM	1:34.178	1:34.389	0.211	
6	44	BEST	29.789	17	CARNE	17.125	64	DURHAM	24.871	47	ARCHER	22.494	6	15	McMANUS	1:34.196	1:34.319	0.123	
7	64	DURHAM	29.823	54	BURMAN	17.153	15	McMANUS	24.879	15	McMANUS	22.494	7	44	BEST	1:34.329	1:34.505	0.176	
8	15	McMANUS	29.829	3	KERR	17.161	69	BOOTH-A	24.911	44	BEST	22.518	8	47	ARCHER	1:34.346	1:34.651	0.305	
9	3	KERR	29.867	44	BEST	17.172	47	ARCHER	25.020	3	KERR	22.674	9	3	KERR	1:34.779	1:35.075	0.296	
10	25	BROUWER	30.003	23	LLEWELL	17.202	3	KERR	25.077	52	BOERBOO	22.833	10	25	BROUWERS	1:35.264	1:35.786	0.522	
11	30	COOK	30.170	12	RENDELL	17.214	30	COOK	25.304	25	BROUWER	22.884	11	23	LLEWELLYN	1:35.890	1:36.029	0.139	
12	34	DELVES	30.218	27	HODGE	17.354	52	BOERBOO	25.313	54	BURMAN	22.889	12	30	COOK	1:35.892	1:35.929	0.037	
13	23	LLEWELL	30.241	52	BOERBOO	17.406	34	DELVES	25.383	2	STRUDWI	22.889	13	52	BOERBOOM	1:35.937	1:36.022	0.085	
14	2	STRUDWI	30.256	34	DELVES	17.448	99	CAMPBEL	25.442	30	COOK	22.934	14	34	DELVES	1:36.009	1:36.175	0.166	
15	55	SCOTT	30.367	20	MARKLUN	17.474	55	SCOTT	25.455	23	LLEWELL	22.945	15	2	STRUDWICK	1:36.186	1:36.257	0.071	
16	52	BOERBOO	30.385	30	COOK	17.484	20	MARKLUN	25.459	34	DELVES	22.960	16	54	BURMAN	1:36.215	1:36.679	0.464	
17	99	CAMPBEL	30.415	25	BROUWER	17.521	2	STRUDWI	25.460	27	HODGE	22.995	17	27	HODGE	1:36.380	1:36.726	0.346	
18	27	HODGE	30.486	2	STRUDWI	17.581	23	LLEWELL	25.502	20	MARKLUN	23.008	18	20	MARKLUND	1:36.452	1:36.854	0.402	
19	20	MARKLUN	30.511	56	ATKINS	17.731	27	HODGE	25.545	56	ATKINS	23.184	19	55	SCOTT	1:36.990	1:37.089	0.099	
20	54	BURMAN	30.621	48	POTTER	17.829	54	BURMAN	25.552	55	SCOTT	23.241	20	99	CAMPBELL	1:37.086	1:37.167	0.081	
21	56	ATKINS	30.674	55	SCOTT	17.927	56	ATKINS	25.577	99	CAMPBEL	23.292	21	56	ATKINS	1:37.166	1:37.511	0.345	
22	48	POTTER	30.813	99	CAMPBEL	17.937	45	SWANN	26.053	89	MORETON	23.353	22	48	POTTER	1:38.628	1:39.236	0.608	
23	95	TURNER	30.964	45	SWANN	17.943	72	HORSMAN	26.096	95	TURNER	23.501	23	89	MORETON	1:38.729	1:39.381	0.652	
24	45	SWANN	30.982	89	MORETON	18.025	89	MORETON	26.181	48	POTTER	23.548	24	45	SWANN	1:38.774	1:39.086	0.312	
25	72	HORSMAN	31.094	95	TURNER	18.064	95	TURNER	26.332	72	HORSMAN	23.741	25	95	TURNER	1:38.861	1:39.326	0.465	
26	89	MORETON	31.170	72	HORSMAN	18.172	48	POTTER	26.438	45	SWANN	23.796	26	72	HORSMAN	1:39.103	1:39.450	0.347	
27	13	CLARK	32.251	19	RODRIGU	18.409	19	RODRIGU	26.917	13	CLARK	24.315	27	13	CLARK	1:42.288	1:42.321	0.033	
28				13	CLARK	18.622	13	CLARK	27.100				28	19	RODRIGUEZ				
29																			
30																			

Weather / Track : Cloudy / Dry

Brands Hatch GP
 Circuit Length = 2.4332 miles
 Start: 17:56 Flag 18:11 End: 18:13

Results can be found at www.tsl-timing.com

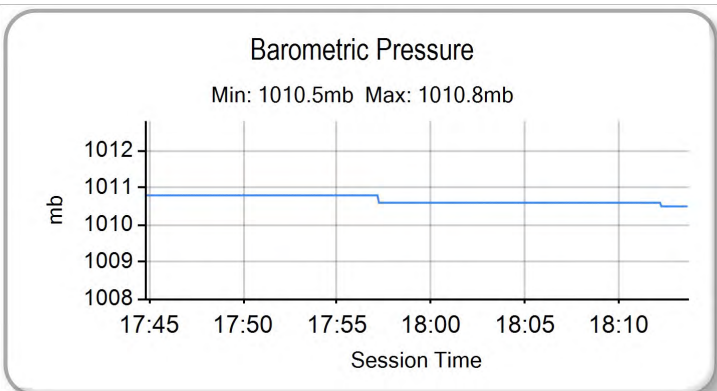
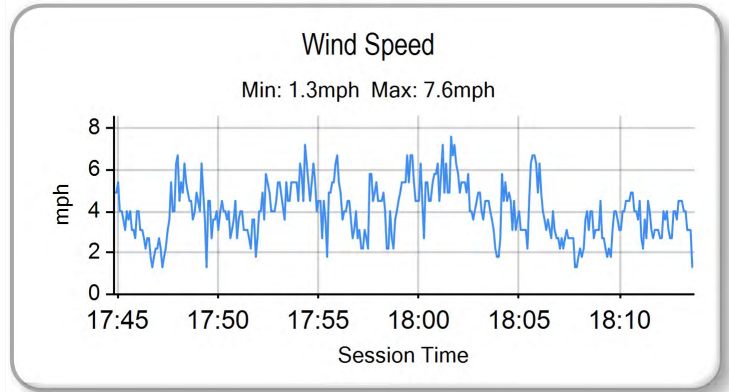
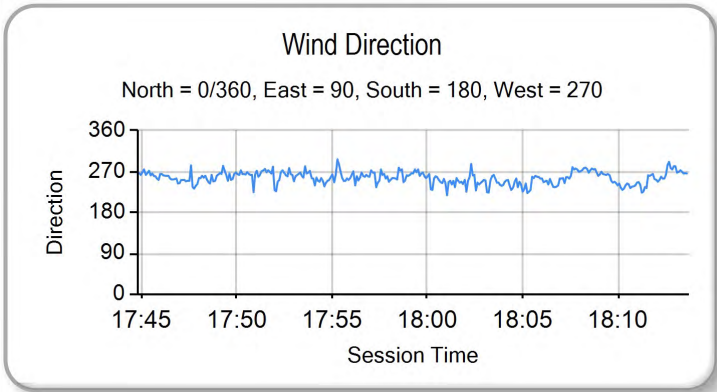
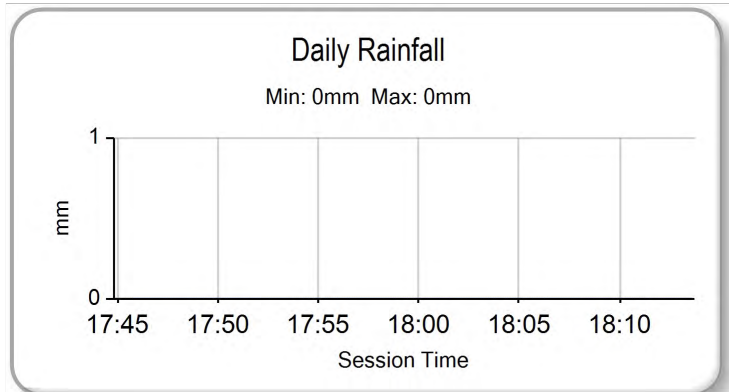
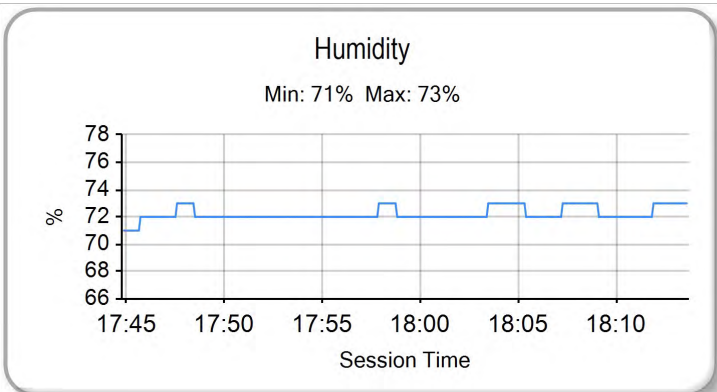
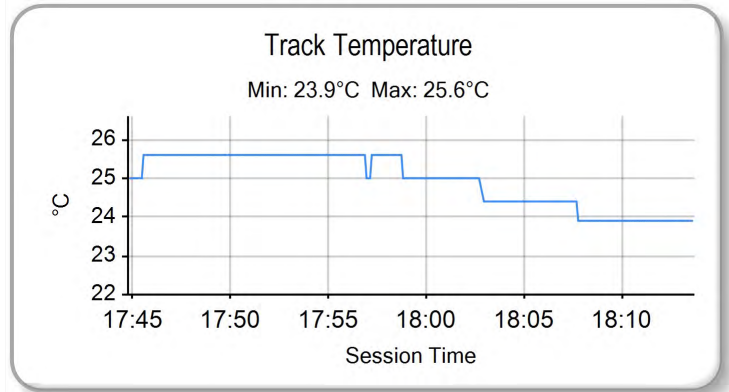
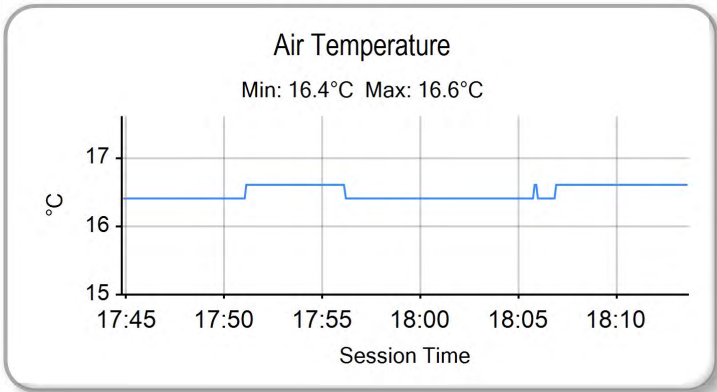
Printed - 18:16 Sunday, 23 July 2017

MCRCB BULLETIN TK294

2017 MCE British Superbike Championship - Round 6

2017 HEL Performance British Motostar Championship

RACE 12 - WEATHER CONDITIONS



Weather / Track : Cloudy / Dry

Results can be found at www.tsl-timing.com

Brands Hatch GP
Circuit Length = 2.4332 miles
Start: 17:56 Flag 18:11 End: 18:13

Printed - 18:16 Sunday, 23 July 2017

