



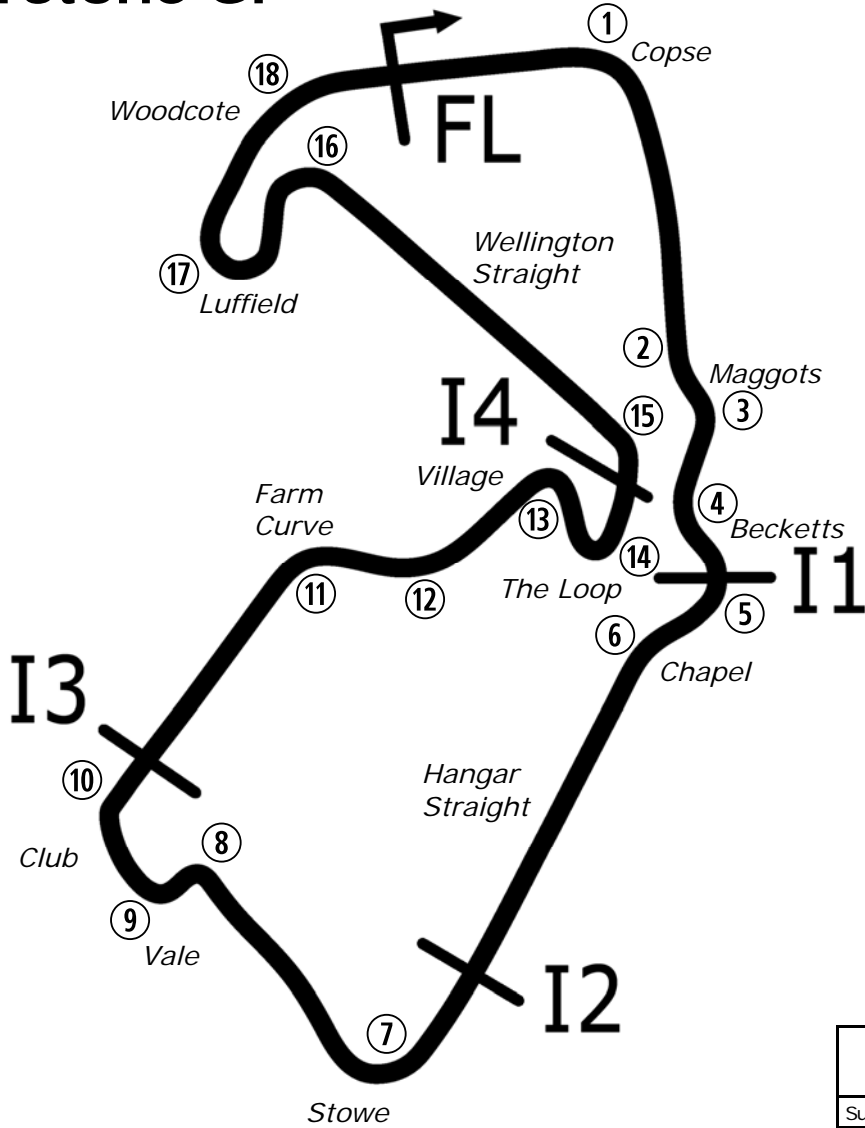
BRITISH MOTOSTAR CHAMPIONSHIP & ADAC NORTHERN EUROPE CUP

Round 9
Silverstone GP

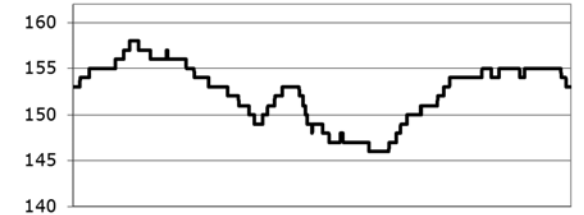
8th – 10th September 2017



Silverstone GP



Circuit Altitude (m)



Length	3.6673 miles	5902.0 m	
FL		52.07872 N	1.01711 W
I1	1300m	52.07110 N	1.00929 W
I2	2064m	52.06559 N	1.01486 W
I3	3194m	52.06826 N	1.02344 W
I4	4370m	52.07263 N	1.01141 W
Pit Entry	5872m	52.07859 N	1.01758 W
Pit Exit	305m after FL	52.07880 N	1.01268 W
Pit Entry-Pit Exit	336m, 20.1s @60kph, 15.1s @80kph		

Lap Records		Best Sector Information							
		Sector 1 (FL - I1)	Sector 2 (I1 - I2)	I2 Trap (mph)	Sector 3 (I2 - I3)	I3 Trap (mph)	Sector 4 (I3 - I4)	Sector 5 (I4 - FL)	FL Trap (mph)
Superbike	2:05.267	24.135	13.360	186.9	26.538	117.5	28.273	31.401	153.6
Supersport	2:08.571	25.024	14.095	166.5	27.189	112.2	28.953	32.541	146.1
Superstock 1000	2:07.798	24.935	13.722	182.3	27.498	115.5	29.181	32.305	148.7
Superstock 600	2:12.060	25.461	14.485	161.3	27.843	109.6	29.652	33.253	143.2
Motostar	2:17.574	26.832	15.726	138.0	28.553	102.1	30.519	34.814	126.2
F1 Sidecar	2:11.793	25.305	14.815	156.0	27.825	100.6	29.505	33.950	132.3
Ducati Cup	2:12.958	25.726	14.541	162.8	28.118	107.8	30.066	33.589	141.7
KTM BJ Cup	2:34.626	30.132	17.664	117.7	31.455	93.0	33.883	39.193	111.0

All results available at www.tsl-timing.com

MCRCB BULLETIN TK011

2017 MCE British Superbike Championship - Round 9

2017 HEL Performance British Motostar GP & ADAC NEC

FREE PRACTICE 1 - CLASSIFICATION



POS	NO	CL	PIC NAME	ENTRY	TIME	ON	LAPS	GAP	DIFF	MPH
1	44		1 Edmund BEST	KTM - SymCirrus Motorsport	2:42.215	7	8			81.38
2	3		2 Richard KERR	KTM - North West Racing	2:42.496	5	9	0.281	0.281	81.24
3	52		3 Jorel BOERBOOM	Kalex KTM - Fireplace Warehouse	2:42.949	11	11	0.734	0.453	81.02
4	79		4 Storm STACEY	Kalex - FPW Racing	2:43.239	8	10	1.024	0.290	80.87
5	25		5 Mike BROUWERS	KTM - TEC7-Joma / Brouwersracingteam	2:43.340	6	11	1.125	0.101	80.82
6	12*		6 Edward RENDELL	KTM - Banks Racing	2:44.019	7	10	1.804	0.679	80.49
7	17		7 Tom CARNE	Tigcraft - Neatafan / Tigcraft Racing	2:44.045	9	9	1.830	0.026	80.48
8	15		8 Eugene McMANUS	KTM - RS Racing / E15 Racing	2:44.757	9	9	2.542	0.712	80.13
9	64		9 Asher DURHAM	Mahindra - Microlise Cresswell Racing	2:45.460	7	7	3.245	0.703	79.79
10	23		10 Sam LLEWELLYN	KTM - SymCirrus Motorsport	2:45.929	4	4	3.714	0.469	79.56
11	41	A	1 Jan-Ole JÄHNIG	KTM - Freudenbrug / ADAC Hessen Thür.	2:46.152	10	10	3.937	0.223	79.45
12	34		11 Liam DELVES	DR-Moto - Stauff Connect Academy / Dr-Moto	2:46.225	8	8	4.010	0.073	79.42
13	99		12 Stephen CAMPBELL	Honda - Campbell Racing	2:48.159	8	9	5.944	1.934	78.51
14	35		13 Elliot LODGE	FTR - Spike Racing / SP125	2:49.436	10	10	7.221	1.277	77.91
15	27		14 Josh HODGE	KTM - Team HPR	2:50.833	4	11	8.618	1.397	77.28
16	77	A	2 Ruben BIJMAN	Honda - B.V. Racing Moto 3	2:50.893	10	10	8.678	0.060	77.25
17	54		15 Sam BURMAN	KTM - TeamWNT / Burman Racing	2:50.913	11	11	8.698	0.020	77.24
18	61	A	3 Ernst DUBBINK	Honda - Ernst Dubbink Eveno Racing	2:56.112	10	10	13.897	5.199	74.96

QUALIFYING LAPTIME (110.0% of 2:42.215) = 2:58.436

19	20		16 Joel MARKLUND	KTM - Marklund Solutions / SP125			1			
----	----	--	------------------	----------------------------------	--	--	---	--	--	--

* #12 - Exceeded Pit Lane Speed Limit - 1st Offence - Warning

Silverstone GP
 Circuit Length = 3.6673 miles
 Start: 10:15 Flag 10:45 End: 10:48

Weather / Track : Showers / Wet
 These results are provisional until the conclusion of any judicial and technical matters.

Race Director :	Stewards :	Timekeeper :
-----------------	------------	--------------

Results can be found at www.britishsuperbike.com

Printed - 10:48 Friday, 08 September 2017

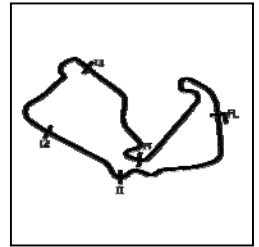


MCRCB BULLETIN TK012

2017 MCE British Superbike Championship - Round 9

2017 HEL Performance British Motostar GP & ADAC NEC

FREE PRACTICE 1 - SECTOR ANALYSIS



SECTOR 1 = FL to I1, SECTOR 2 = I1 to I2, SECTOR 3 = I2 to I3, SECTOR 4 = I3 to I4, SECTOR 5 = I4 to FL, DIFF = Difference To Personal Best Lap, P = Crossed Finish Line in Pit Lane, D = Time Disallowed

P1 44		Edmund BEST				KTM - SymCirrus Motorsport						
IDEAL LAP TIME : 2:42.183		BEST LAP TIME : 2:42.215				DIFFERENCE : 0.032						
LAP	SECTOR 1	SECTOR 2	SECTOR 3	SECTOR 4	SECTOR 5	LAP TIME	MPH	DIFF	TIME OF DAY			
1-		19.974	118.7	38.595	79.8	40.370	43.609	109.4		10:18:01.124		
2-	34.314	19.326	121.7	36.014	82.1	38.849	42.082	113.7	2:50.585	77.39	8.370	10:20:51.709
3-	32.893	18.722	122.6	35.215	69.6	38.138	42.203	109.4	2:47.171	78.97	4.956	10:23:38.880
4-	32.898	18.786	123.8	34.379	79.3	37.398	41.365	109.2	2:44.826	80.09	2.611	10:26:23.706
5-	32.527	18.342	123.8	34.487	82.4	37.130	41.751	111.8	2:44.237 (2)	80.38	2.022	10:29:07.943
6-	32.438	18.577	123.3	34.734	84.6	36.887	41.653	111.6	2:44.289 (3)	80.36	2.074	10:31:52.232
7-	31.997	18.374	124.0	33.881	83.4	36.712	41.251	110.5	2:42.215 (1)	81.38		10:34:34.447
8-	32.704	20.656	109.2	35.374	71.8	38.722	IN PIT		2:54.089 P	75.83	11.874	10:37:28.536

P2 3		Richard KERR				KTM - North West Racing						
IDEAL LAP TIME : 2:42.159		BEST LAP TIME : 2:42.496				DIFFERENCE : 0.337						
LAP	SECTOR 1	SECTOR 2	SECTOR 3	SECTOR 4	SECTOR 5	LAP TIME	MPH	DIFF	TIME OF DAY			
1-	OUTLAP	19.442	121.5	38.161	82.8	39.278	43.900	108.8				10:18:04.217
2-	33.278	18.905	123.1	35.409	84.2	38.476	42.446	111.4	2:48.514	78.34	6.018	10:20:52.731
3-	32.478	18.427	124.2	35.851	80.3	37.524	42.262	112.6	2:46.542	79.27	4.046	10:23:39.273
4-	32.171	18.555	124.2	34.044	81.4	36.606	41.662	112.2	2:43.038 (2)	80.97	0.542	10:26:22.311
5-	31.525	18.469	123.3	33.939	80.7	36.776	41.787	113.1	2:42.496 (1)	81.24		10:29:04.807
6-	34.626	22.086	122.0	36.591	71.3	39.615	IN PIT		3:05.323 P	71.23	22.827	10:32:10.130
7-	OUTLAP	23.715	116.1	39.305	67.5	39.357	43.371	109.6	5:00.364	43.95	2:17.868	10:37:10.494
8-	32.288	18.626	123.8	35.016	81.2	37.739	42.433	113.7	2:46.102 (3)	79.48	3.606	10:39:56.596
9-	32.557	18.495	124.2	35.575	78.6	41.108	IN PIT		2:59.888 P	73.39	17.392	10:42:56.484

P3 52		Jorel BOERBOOM				Kalex KTM - Fireplace Warehouse						
IDEAL LAP TIME : 2:42.794		BEST LAP TIME : 2:42.949				DIFFERENCE : 0.155						
LAP	SECTOR 1	SECTOR 2	SECTOR 3	SECTOR 4	SECTOR 5	LAP TIME	MPH	DIFF	TIME OF DAY			
1-	OUTLAP	19.778	123.1	38.059	77.9	39.509	43.699	110.7				10:18:01.002
2-	34.149	19.185	122.4	36.343	81.0	38.310	42.068	113.3	2:50.055	77.63	7.106	10:20:51.057
3-	33.208	19.026	122.2	36.254	72.8	42.675	42.164	111.8	2:53.327	76.17	10.378	10:23:44.384
4-	33.445	18.683	124.7	35.620	79.1	37.400	41.714	114.5	2:46.862	79.12	3.913	10:26:31.246
5-	33.262	18.880	122.2	35.841	76.8	37.680	41.697	113.7	2:47.360	78.88	4.411	10:29:18.606
6-	33.059	18.521	124.0	35.400	79.3	37.485	41.405	113.9	2:45.870	79.59	2.921	10:32:04.476
7-	32.975	18.558	124.7	34.879	76.4	37.408	41.043	114.5	2:44.863	80.08	1.914	10:34:49.339
8-	33.052	18.546	123.8	34.759	82.2	36.660	41.351	114.5	2:44.368 (3)	80.32	1.419	10:37:33.707
9-	32.505	18.435	124.0	34.603	81.0	36.846	40.967	114.5	2:43.356 (2)	80.81	0.407	10:40:17.063
10-	32.748	19.178	122.4	35.464	81.1	37.223	42.138	114.3	2:46.751	79.17	3.802	10:43:03.814
11-	32.358	18.348	125.4	34.758	82.4	36.570	40.915	114.1	2:42.949 (1)	81.02		10:45:46.763

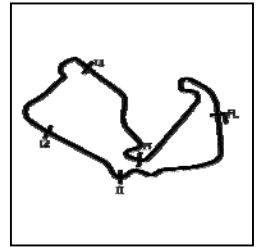
P4 79		Storm STACEY				Kalex - FPW Racing						
IDEAL LAP TIME : 2:42.422		BEST LAP TIME : 2:43.239				DIFFERENCE : 0.817						
LAP	SECTOR 1	SECTOR 2	SECTOR 3	SECTOR 4	SECTOR 5	LAP TIME	MPH	DIFF	TIME OF DAY			
1-	OUTLAP	19.772	118.7	38.200	80.5	40.831	44.609	110.5				10:18:02.402
2-	33.932	18.629	126.8	36.438	82.3	38.570	42.355	114.7	2:49.924	77.69	6.685	10:20:52.326
3-	33.327	18.612	125.2	35.649	80.7	38.076	42.166	115.1	2:47.830	78.66	4.591	10:23:40.156
4-	32.902	18.676	126.1	34.991	84.4	38.144	IN PIT		2:59.361 P	73.60	16.122	10:26:39.517
5-	OUTLAP	19.432	124.2	36.141	82.6	38.611	42.987	110.9	5:09.449	42.66	2:26.210	10:31:48.966
6-	32.894	18.817	124.9	34.829	81.9	37.855	41.784	112.8	2:46.179	79.44	2.940	10:34:35.145
7-	32.649	18.828	124.5	34.712	84.3	36.819	41.300	112.6	2:44.308 (2)	80.35	1.069	10:37:19.453
8-	32.404	18.729	125.6	34.259	83.2	36.891	40.956	114.1	2:43.239 (1)	80.87		10:40:02.692
9-	32.007	18.381	127.3	37.075	78.9	38.821	42.902	105.7	2:49.186	78.03	5.947	10:42:51.878
10-	32.338	18.511	127.3	36.131	84.3	37.887	41.154	112.2	2:46.021 (3)	79.52	2.782	10:45:37.899

P5 25		Mike BROUWERS				KTM - TEC7-Joma / Brouwersracingteam						
IDEAL LAP TIME : 2:42.455		BEST LAP TIME : 2:43.340				DIFFERENCE : 0.885						
LAP	SECTOR 1	SECTOR 2	SECTOR 3	SECTOR 4	SECTOR 5	LAP TIME	MPH	DIFF	TIME OF DAY			
1-	OUTLAP	20.710	117.7	37.805	77.2	40.315	43.823	111.2				10:18:01.808
2-	33.906	19.239	121.1	36.167	80.2	38.023	42.508	113.5	2:49.843	77.73	6.503	10:20:51.651

Weather / Track : Showers / Wet

Silverstone GP
Circuit Length = 3.6673 miles
Start: 10:15 Flag 10:45 End: 10:48

FREE PRACTICE 1 - SECTOR ANALYSIS



SECTOR 1 = FL to I1, SECTOR 2 = I1 to I2, SECTOR 3 = I2 to I3, SECTOR 4 = I3 to I4, SECTOR 5 = I4 to FL, DIFF = Difference To Personal Best Lap, P = Crossed Finish Line in Pit Lane, D = Time Disallowed

3-	33.163	18.792	122.2	35.042	73.0	38.556	42.534	114.5	2:48.087	78.54	4.747	10:23:39.738
4-	32.302	18.683	122.6	34.517	82.9	37.336	41.487	112.9	2:44.325 (3)	80.34	0.985	10:26:24.063
5-	31.866	18.760	120.0	34.764	82.6	37.155	42.131	112.4	2:44.676	80.17	1.336	10:29:08.739
6-	31.993	18.299	124.0	34.254	81.2	36.985	41.809	110.3	2:43.340 (1)	80.82		10:31:52.079
7-	31.507	19.664	108.2	35.429	75.4	38.241	IN PIT		2:53.064 P	76.28	9.724	10:34:45.143
8-	OUTLAP	19.553	117.5	35.639	76.6	38.053	42.131	112.0	4:15.195	51.73	1:31.855	10:39:00.338
9-	32.152	18.980	120.4	35.101	79.5	37.428	42.008	112.2	2:45.669	79.69	2.329	10:41:46.007
10-	32.052	18.784	120.2	36.006	82.0	36.935	41.992	111.0	2:45.769	79.64	2.429	10:44:31.776
11-	32.118	18.809	120.2	34.728	82.1	36.908	41.594	112.4	2:44.157 (2)	80.42	0.817	10:47:15.933

P6		12		Edward RENDELL				KTM - Banks Racing				
IDEAL LAP TIME : 2:43.192		BEST LAP TIME : 2:44.019		DIFFERENCE : 0.827								
LAP	SECTOR 1	SECTOR 2	SECTOR 3	SECTOR 4	SECTOR 5	LAP TIME	MPH	DIFF	TIME OF DAY			
1-	OUTLAP	19.532	116.1	37.004	76.0	39.553	IN PIT	P		10:19:11.023		
2-	OUTLAP	19.591	116.9	38.381	70.4	44.246	IN PIT	P	4:41.084	46.96	1:57.065	10:23:52.107
3-	OUTLAP	19.537	118.9	37.024	77.3	39.016	43.430	108.1	4:31.046	48.70	1:47.027	10:28:23.153
4-	33.863	19.045	122.6	36.232	79.3	37.987	42.520	109.4	2:49.647	77.82	5.628	10:31:12.800
5-	32.861	18.827	120.0	35.223	81.4	37.474	42.232	108.7	2:46.617	79.23	2.598	10:33:59.417
6-	32.186	18.524	120.4	34.930	79.7	37.406	42.019	111.2	2:45.065 (2)	79.98	1.046	10:36:44.482
7-	32.056	18.604	120.2	34.642	82.8	37.161	41.556	112.2	2:44.019 (1)	80.49		10:39:28.501
8-	32.847	18.705	119.6	35.150	83.2	37.879	41.771	112.2	2:46.352	79.36	2.333	10:42:14.853
9-	31.933	18.348	121.1	36.803	79.0	37.241	41.108	112.6	2:45.433 (3)	79.80	1.414	10:45:00.286
10-	33.212	19.539	112.9	36.805	72.9	38.593	IN PIT	P	3:00.445	73.16	16.426	10:48:00.731

P7		17		Tom CARNE				Tigcraft - Neatafan / Tigcraft Racing				
IDEAL LAP TIME : 2:43.973		BEST LAP TIME : 2:44.045		DIFFERENCE : 0.072								
LAP	SECTOR 1	SECTOR 2	SECTOR 3	SECTOR 4	SECTOR 5	LAP TIME	MPH	DIFF	TIME OF DAY			
1-	OUTLAP	20.220	119.6	40.592	73.9	44.946	IN PIT	P		10:22:20.112		
2-	OUTLAP	20.023	119.6	39.279	74.5	40.755	44.897	106.7	5:10.252	42.55	2:26.207	10:27:30.364
3-	35.216	19.265	121.7	38.112	76.9	39.398	44.890	107.6	2:56.881	74.64	12.836	10:30:27.245
4-	34.227	18.880	124.2	36.419	78.8	37.779	42.902	108.5	2:50.207	77.56	6.162	10:33:17.452
5-	33.182	18.906	122.6	36.116	77.4	38.349	42.643	108.8	2:49.196	78.03	5.151	10:36:06.648
6-	33.282	18.949	122.2	36.544	74.7	38.608	42.770	109.9	2:50.153	77.59	6.108	10:38:56.801
7-	33.050	18.808	122.9	36.132	76.3	37.924	42.643	109.9	2:48.557 (3)	78.32	4.512	10:41:45.358
8-	33.361	18.291	124.5	35.293	78.7	37.780	42.113	107.8	2:46.838 (2)	79.13	2.793	10:44:32.196
9-	32.492	18.280	125.6	35.365	78.6	36.938	40.970	112.8	2:44.045 (1)	80.48		10:47:16.241

P8		15		Eugene McMANUS				KTM - RS Racing / E15 Racing				
IDEAL LAP TIME : 2:44.076		BEST LAP TIME : 2:44.757		DIFFERENCE : 0.681								
LAP	SECTOR 1	SECTOR 2	SECTOR 3	SECTOR 4	SECTOR 5	LAP TIME	MPH	DIFF	TIME OF DAY			
1-	OUTLAP	19.585	129.0	37.338	78.4	40.414	45.777	108.5				10:18:14.534
2-	34.169	18.535	129.0	36.243	82.0	39.068	43.840	109.4	2:51.855	76.82	7.098	10:21:06.389
3-	32.538	18.362	129.5	34.641	79.7	38.401	43.147	111.6	2:47.089 (3)	79.01	2.332	10:23:53.478
4-	32.460	18.206	130.3	44.499	61.9	42.035	IN PIT	P	3:10.615	69.26	25.858	10:27:04.093
5-	OUTLAP	18.795	129.3	36.323	78.5	39.240	44.222	109.7	5:14.023	42.04	2:29.266	10:32:18.116
6-	32.541	18.783	127.0	34.786	84.5	37.844	42.815	109.9	2:46.769 (2)	79.16	2.012	10:35:04.885
7-	31.853	18.363	128.8	38.465	73.7	42.222	IN PIT	P	3:04.833	71.42	20.076	10:38:09.718
8-	OUTLAP	19.303	128.5	36.618	80.4	38.767	43.618	111.6	5:29.669	40.04	2:44.912	10:43:39.387
9-	32.238	18.482	129.5	34.661	82.9	37.488	41.888	111.2	2:44.757 (1)	80.13		10:46:24.144

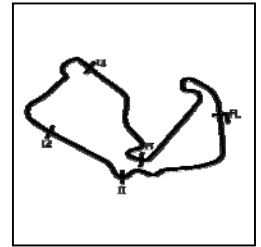
P9		64		Asher DURHAM				Mahindra - Microlise Cresswell Racing				
IDEAL LAP TIME : 2:45.320		BEST LAP TIME : 2:45.460		DIFFERENCE : 0.140								
LAP	SECTOR 1	SECTOR 2	SECTOR 3	SECTOR 4	SECTOR 5	LAP TIME	MPH	DIFF	TIME OF DAY			
1-	OUTLAP	19.972	125.6	37.650	80.1	40.382	IN PIT	P				10:23:05.856
2-	OUTLAP	19.237	126.3	37.556	81.0	39.580	43.852	107.6	8:19.765	26.41	5:34.305	10:31:25.621
3-	34.190	18.858	126.8	36.227	80.4	38.813	42.473	110.1	2:50.561	77.40	5.101	10:34:16.182
4-	35.052	18.732	126.6	36.669	79.5	38.657	42.710	108.8	2:51.820	76.83	6.360	10:37:08.002
5-	33.055	18.595	127.0	35.660	84.4	38.569	42.300	110.5	2:48.179 (3)	78.50	2.719	10:39:56.181
6-	32.653	18.374	127.8	35.716	81.4	37.757	42.341	110.5	2:46.841 (2)	79.13	1.381	10:42:43.022
7-	32.183	18.405	128.3	35.257	83.9	37.866	41.749	111.6	2:45.460 (1)	79.79		10:45:28.482

MCRCB BULLETIN TK012

2017 MCE British Superbike Championship - Round 9

2017 HEL Performance British Motostar GP & ADAC NEC

FREE PRACTICE 1 - SECTOR ANALYSIS



SECTOR 1 = FL to I1, SECTOR 2 = I1 to I2, SECTOR 3 = I2 to I3, SECTOR 4 = I3 to I4, SECTOR 5 = I4 to FL, DIFF = Difference To Personal Best Lap, P = Crossed Finish Line in Pit Lane, D = Time Disallowed

P10 23		Sam LLEWELLYN				KTM - SymCirrus Motorsport						
IDEAL LAP TIME : 2:45.929		BEST LAP TIME : 2:45.929				DIFFERENCE : 0.000						
LAP	SECTOR 1	SECTOR 2	SECTOR 3	SECTOR 4	SECTOR 5	LAP TIME	MPH	DIFF	TIME OF DAY			
1-	OUTLAP	20.180	118.1	37.999	81.1	40.223	44.309	106.2		10:18:05.355		
2-	34.516	18.799	122.0	35.967	83.0	37.782	42.344	110.1	2:49.408 (2)	77.93	3.479	10:20:54.763
3-	35.885	19.184	121.5	35.851	82.6	38.291	42.614	106.7	2:51.825 (3)	76.83	5.896	10:23:46.588
4-	33.368	18.726	123.1	34.281	82.2	37.484	42.070	113.5	2:45.929 (1)	79.56		10:26:32.517

P11 41 A		Jan-Ole JÄHNIG				KTM - Freudenbrug / ADAC Hessen Thür.						
IDEAL LAP TIME : 2:45.607		BEST LAP TIME : 2:46.152				DIFFERENCE : 0.545						
LAP	SECTOR 1	SECTOR 2	SECTOR 3	SECTOR 4	SECTOR 5	LAP TIME	MPH	DIFF	TIME OF DAY			
1-	OUTLAP	20.141	101.6	39.542	78.6	41.122	44.360	107.9				10:18:11.267
2-	35.003	18.599	117.1	37.683	82.3	39.310	42.728	112.4	2:53.323	76.17	7.171	10:21:04.590
3-	34.088	18.843	124.5	36.183	81.3	38.907	43.020	113.7	2:51.041	77.18	4.889	10:23:55.631
4-	33.829	18.470	126.1	36.394	82.2	38.261	IN PIT		2:56.590 P	74.76	10.438	10:26:52.221
5-	OUTLAP	22.579	88.4	38.938	82.6	38.673	43.747	112.2	4:23.594	50.08	1:37.442	10:31:15.815
6-	34.022	18.621	124.7	35.957	84.4	37.962	42.751	112.9	2:49.313	77.97	3.161	10:34:05.128
7-	33.621	18.411	125.2	35.694	82.1	38.139	42.338	110.5	2:48.203	78.49	2.051	10:36:53.331
8-	33.245	18.376	125.6	35.278	85.4	37.759	42.173	112.2	2:46.831 (3)	79.13	0.679	10:39:40.162
9-	32.884	18.359	125.9	35.669	81.7	37.598	42.257	111.8	2:46.767 (2)	79.16	0.615	10:42:26.929
10-	32.631	18.233	126.3	35.823	83.8	37.550	41.915	113.3	2:46.152 (1)	79.45		10:45:13.081

P12 34		Liam DELVES				DR-Moto - Stauff Connect Academy / Dr-Moto						
IDEAL LAP TIME : 2:46.225		BEST LAP TIME : 2:46.225				DIFFERENCE : 0.000						
LAP	SECTOR 1	SECTOR 2	SECTOR 3	SECTOR 4	SECTOR 5	LAP TIME	MPH	DIFF	TIME OF DAY			
1-	OUTLAP	21.149	101.3	42.254	78.1	41.335	44.495	113.1				10:18:54.650
2-	33.724	19.408	122.4	36.717	82.8	39.219	43.805	110.1	2:52.873	76.37	6.648	10:21:47.523
3-	33.732	19.326	122.9	36.839	80.4	39.400	43.253	114.3	2:52.550 (3)	76.51	6.325	10:24:40.073
4-	37.747	19.695	123.1	36.658	78.8	39.114	42.992	113.7	2:56.206	74.92	9.981	10:27:36.279
5-	33.830	19.202	124.0	36.492	80.9	38.373	43.159	110.9	2:51.056 (2)	77.18	4.831	10:30:27.335
6-	33.651	19.177	123.3	36.135	82.6	40.192	IN PIT		2:57.658 P	74.31	11.433	10:33:24.993
7-	OUTLAP	19.890	123.8	36.852	79.7	38.679	42.265	113.3	9:36.898	22.88	6:50.673	10:43:01.891
8-	32.875	18.852	124.2	35.785	82.5	37.369	41.344	115.3	2:46.225 (1)	79.42		10:45:48.116

P13 99		Stephen CAMPBELL				Honda - Campbell Racing						
IDEAL LAP TIME : 2:47.783		BEST LAP TIME : 2:48.159				DIFFERENCE : 0.376						
LAP	SECTOR 1	SECTOR 2	SECTOR 3	SECTOR 4	SECTOR 5	LAP TIME	MPH	DIFF	TIME OF DAY			
1-	OUTLAP	23.300	84.0	43.871	71.5	44.035	51.810	93.9				10:19:10.867
2-	38.903	21.829	103.2	42.058	71.5	42.598	IN PIT		3:19.957 P	66.02	31.798	10:22:30.824
3-	OUTLAP	21.539	104.6	40.772	74.7	41.593	48.778	103.2	7:29.596	29.36	4:41.437	10:30:00.420
4-	36.035	19.959	115.9	37.817	76.0	38.890	44.942	106.4	2:57.643	74.31	9.484	10:32:58.063
5-	34.045	19.521	116.5	36.902	79.2	38.227	43.854	108.1	2:52.549	76.51	4.390	10:35:50.612
6-	33.384	19.180	115.9	36.334	81.8	38.675	45.702	107.9	2:53.275	76.19	5.116	10:38:43.887
7-	33.380	19.067	116.5	35.965	77.4	38.029	43.024	109.6	2:49.465 (3)	77.90	1.306	10:41:33.352
8-	32.837	18.996	117.1	35.844	80.2	37.789	42.693	109.7	2:48.159 (1)	78.51		10:44:21.511
9-	32.779	18.857	117.9	36.199	82.6	38.733	42.514	111.0	2:49.082 (2)	78.08	0.923	10:47:10.593

P14 35		Elliot LODGE				FTR - Spike Racing / SP125						
IDEAL LAP TIME : 2:49.004		BEST LAP TIME : 2:49.436				DIFFERENCE : 0.432						
LAP	SECTOR 1	SECTOR 2	SECTOR 3	SECTOR 4	SECTOR 5	LAP TIME	MPH	DIFF	TIME OF DAY			
1-	OUTLAP	21.785	102.1	40.596	75.5	41.581	46.348	107.6				10:18:15.700
2-	36.079	20.082	119.8	38.046	75.5	42.525	IN PIT		3:12.001 P	68.76	22.565	10:21:27.701
3-	OUTLAP	19.806	120.6	38.849	81.0	40.819	46.311	107.4	3:56.159	55.90	1:06.723	10:25:23.860
4-	35.199	19.616	120.2	38.090	81.3	40.098	44.946	109.0	2:57.949	74.19	8.513	10:28:21.809
5-	34.918	19.044	119.1	37.278	82.6	38.840	44.982	108.5	2:55.062	75.41	5.626	10:31:16.871
6-	34.550	19.340	121.1	37.038	83.6	38.874	45.546	107.2	2:55.348	75.29	5.912	10:34:12.219
7-	34.407	19.169	121.5	36.722	83.0	38.546	44.079	108.7	2:52.923 (3)	76.34	3.487	10:37:05.142
8-	33.716	18.955	121.5	36.386	80.6	39.342	45.077	110.1	2:53.476	76.10	4.040	10:39:58.618
9-	33.692	18.844	122.4	36.298	84.6	38.408	43.643	108.3	2:50.885 (2)	77.25	1.449	10:42:49.503

Silverstone GP
 Circuit Length = 3.6673 miles
 Start: 10:15 Flag 10:45 End: 10:48

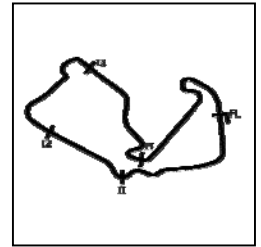
Weather / Track : Showers / Wet

MCRCB BULLETIN TK012

2017 MCE British Superbike Championship - Round 9

2017 HEL Performance British Motostar GP & ADAC NEC

FREE PRACTICE 1 - SECTOR ANALYSIS



SECTOR 1 = FL to I1, SECTOR 2 = I1 to I2, SECTOR 3 = I2 to I3, SECTOR 4 = I3 to I4, SECTOR 5 = I4 to FL, DIFF = Difference To Personal Best Lap, P = Crossed Finish Line in Pit Lane, D = Time Disallowed
 10- 33.441 18.818 123.3 36.730 83.7 37.962 42.485 112.2 2:49.436 (1) 77.91 10:45:38.939

P15 27		Josh HODGE					KTM - Team HPR					
IDEAL LAP TIME : 2:50.316		BEST LAP TIME : 2:50.833			DIFFERENCE : 0.517							
LAP	SECTOR 1	SECTOR 2	SECTOR 3	SECTOR 4	SECTOR 5	LAP TIME	MPH	DIFF	TIME OF DAY			
1-	OUTLAP	19.652	108.9	37.236	79.2	39.301	44.198	108.3	10:18:07.550			
2-	34.258	19.080	119.8	37.344	82.5	38.903	43.419	109.4	2:53.004	76.31	2.171	10:21:00.554
3-	33.753	18.994	120.9	37.723	75.0	39.711	43.630	111.4	2:53.811	75.95	2.978	10:23:54.365
4-	33.173	18.916	121.3	37.059	72.2	38.557	43.128	108.8	2:50.833 (1)	77.28		10:26:45.198
5-	33.997	19.063	118.5	37.140	79.0	38.479	43.057	107.9	2:51.736 (2)	76.87	0.903	10:29:36.934
6-	33.809	19.620	117.3	37.231	76.9	39.304	43.567	109.0	2:53.531	76.08	2.698	10:32:30.465
7-	34.040	19.060	119.6	36.697	78.6	39.138	43.883	108.5	2:52.812 (3)	76.39	1.979	10:35:23.277
8-	34.489	19.243	116.5	38.874	79.4	39.821	44.207	105.9	2:56.634	74.74	5.801	10:38:19.911
9-	33.704	19.304	119.8	37.620	79.9	38.997	44.365	108.5	2:53.990	75.88	3.157	10:41:13.901
10-	33.929	19.192	120.2	37.842	78.3	39.219	43.848	107.1	2:54.030	75.86	3.197	10:44:07.931
11-	33.686	19.274	120.6	37.566	74.3	39.456	43.890	109.7	2:53.872	75.93	3.039	10:47:01.803

P16 77 A		Ruben BIJMAN					Honda - B.V. Racing Moto 3					
IDEAL LAP TIME : 2:50.893		BEST LAP TIME : 2:50.893			DIFFERENCE : 0.000							
LAP	SECTOR 1	SECTOR 2	SECTOR 3	SECTOR 4	SECTOR 5	LAP TIME	MPH	DIFF	TIME OF DAY			
1-	OUTLAP	23.471	97.1	42.818	63.1	42.599	46.329	99.1	10:18:25.386			
2-	36.129	20.721	116.1	38.650	75.2	40.379	44.814	98.8	3:00.693	73.06	9.800	10:21:26.079
3-	36.383	20.129	115.9	38.089	72.4	40.424	45.734	95.7	3:00.759	73.03	9.866	10:24:26.838
4-	42.002	20.133	116.3	38.412	72.2	40.604	45.345	100.1	3:06.496	70.79	15.603	10:27:33.334
5-	35.780	19.944	116.3	37.931	72.9	39.635	44.700	102.7	2:57.990	74.17	7.097	10:30:31.324
6-	35.305	20.018	117.5	37.428	75.0	39.251	45.414	98.4	2:57.416	74.41	6.523	10:33:28.740
7-	35.136	19.786	117.7	37.321	69.8	39.166	44.212	102.2	2:55.621 (3)	75.17	4.728	10:36:24.361
8-	34.566	19.617	117.7	36.782	77.6	38.810	44.107	99.6	2:53.882 (2)	75.92	2.989	10:39:18.243
9-	39.408	19.757	117.5	36.739	73.8	38.614	43.885	105.2	2:58.403	74.00	7.510	10:42:16.646
10-	33.839	19.437	118.3	35.877	77.8	38.465	43.275	104.3	2:50.893 (1)	77.25		10:45:07.539

P17 54		Sam BURMAN					KTM - TeamWNT / Burman Racing					
IDEAL LAP TIME : 2:50.262		BEST LAP TIME : 2:50.913			DIFFERENCE : 0.651							
LAP	SECTOR 1	SECTOR 2	SECTOR 3	SECTOR 4	SECTOR 5	LAP TIME	MPH	DIFF	TIME OF DAY			
1-	OUTLAP	20.578	118.3	40.524	77.1	42.866	46.697	106.4	10:18:08.862			
2-	35.724	19.807	123.5	38.967	80.4	40.507	45.513	109.4	3:00.518	73.13	9.605	10:21:09.380
3-	35.075	19.278	124.7	37.724	82.8	39.126	45.034	110.3	2:56.237	74.91	5.324	10:24:05.617
4-	35.115	19.271	125.2	37.452	79.9	39.299	44.594	108.7	2:55.731	75.12	4.818	10:27:01.348
5-	34.893	19.234	123.5	36.950	83.4	39.099	45.078	110.9	2:55.254	75.33	4.341	10:29:56.602
6-	34.148	18.825	124.9	36.353	82.2	38.327	43.890	109.7	2:51.543 (2)	76.96	0.630	10:32:48.145
7-	33.590	18.630	125.2	36.921	80.0	39.398	44.771	107.2	2:53.310	76.17	2.397	10:35:41.455
8-	34.827	19.655	122.2	39.027	78.0	41.606	49.427	105.2	3:04.542	71.54	13.629	10:38:45.997
9-	34.705	18.914	125.2	36.700	79.7	38.708	44.500	108.5	2:53.527	76.08	2.614	10:41:39.524
10-	33.800	18.807	124.9	37.015	82.7	38.813	44.336	105.5	2:52.771 (3)	76.41	1.858	10:44:32.295
11-	33.844	18.800	126.1	36.580	79.7	38.266	43.423	108.8	2:50.913 (1)	77.24		10:47:23.208

P18 61 A		Ernst DUBBINK					Honda - Ernst Dubbink Eveno Racing					
IDEAL LAP TIME : 2:56.020		BEST LAP TIME : 2:56.112			DIFFERENCE : 0.092							
LAP	SECTOR 1	SECTOR 2	SECTOR 3	SECTOR 4	SECTOR 5	LAP TIME	MPH	DIFF	TIME OF DAY			
1-	OUTLAP	21.319	113.5	41.494	76.6	43.088	47.929	89.1	10:18:42.712			
2-	37.619	19.934	122.2	39.206	83.1	41.907	46.159	104.7	3:04.825	71.43	8.713	10:21:47.537
3-	35.987	19.532	122.9	38.733	79.5	41.719	46.108	98.7	3:02.079	72.50	5.967	10:24:49.616
4-	36.824	19.423	122.6	40.129	78.3	43.434	IN PIT		3:17.422 P	66.87	21.310	10:28:07.038
5-	OUTLAP	20.299	118.1	39.359	77.4	41.185	45.026	104.7	4:13.544	52.07	1:17.432	10:32:20.582
6-	35.923	19.514	121.3	38.607	77.9	40.798	45.895	104.7	3:00.737	73.04	4.625	10:35:21.319
7-	35.958	19.493	121.5	38.786	80.6	41.102	44.708	103.8	3:00.047	73.32	3.935	10:38:21.366
8-	35.373	19.511	122.9	38.322	79.1	40.452	44.714	104.7	2:58.372 (3)	74.01	2.260	10:41:19.738
9-	35.091	19.349	123.8	38.633	80.7	40.145	44.482	105.2	2:57.700 (2)	74.29	1.588	10:44:17.438
10-	35.054	19.113	123.8	37.645	81.2	40.237	44.063	106.9	2:56.112 (1)	74.96		10:47:13.550

Weather / Track : Showers / Wet

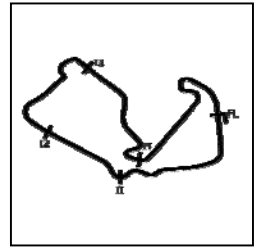
Silverstone GP
 Circuit Length = 3.6673 miles
 Start: 10:15 Flag 10:45 End: 10:48

MCRCB BULLETIN TK012

2017 MCE British Superbike Championship - Round 9

2017 HEL Performance British Motostar GP & ADAC NEC

FREE PRACTICE 1 - SECTOR ANALYSIS



SECTOR 1 = FL to I1, SECTOR 2 = I1 to I2, SECTOR 3 = I2 to I3, SECTOR 4 = I3 to I4, SECTOR 5 = I4 to FL, DIFF = Difference To Personal Best Lap, P = Crossed Finish Line in Pit Lane, D = Time Disallowed

P19	20	Joel MARKLUND				KTM - Marklund Solutions / SP125						
IDEAL LAP TIME : 2:52.224		BEST LAP TIME :				DIFFERENCE :						
LAP	SECTOR 1	SECTOR 2		SECTOR 3		SECTOR 4	SECTOR 5		LAP TIME	MPH	DIFF	TIME OF DAY
1-	OUTLAP	19.493	114.7	36.825	82.0	39.556	43.686	110.1				10:18:05.269

MCRCB BULLETIN TK013**2017 MCE British Superbike Championship - Round 9****2017 HEL Performance British Motostar GP & ADAC NEC****FREE PRACTICE 1 - BEST SPEEDS**

POS	INTERMEDIATE 1		INTERMEDIATE 2		INTERMEDIATE 3		INTERMEDIATE 4		FINISH LINE			
	NO	NAME	MPH	NO	NAME	MPH	NO	NAME	MPH	NO	NAME	MPH
1			15	McMANUS	130.3	41	JÄHNIG	85.4		34	DELVES	115.3
2			64	DURHAM	128.3	44	BEST	84.6		79	STACEY	115.1
3			79	STACEY	127.3	35	LODGE	84.6		52	BOERBOOM	114.5
4			41	JÄHNIG	126.3	15	McMANUS	84.5		25	BROUWERS	114.5
5			54	BURMAN	126.1	79	STACEY	84.4		44	BEST	113.7
6			17	CARNE	125.6	64	DURHAM	84.4		3	KERR	113.7
7			52	BOERBOOM	125.4	3	KERR	84.2		41	JÄHNIG	113.7
8			3	KERR	124.2	54	BURMAN	83.4		23	LLEWELLYN	113.5
9			34	DELVES	124.2	12	RENDELL	83.2		17	CARNE	112.8
10			44	BEST	124.0	61	DUBBINK	83.1		12	RENDELL	112.6
11			25	BROUWERS	124.0	23	LLEWELLYN	83.0		35	LODGE	112.2
12			61	DUBBINK	123.8	25	BROUWERS	82.9		15	McMANUS	111.6
13			35	LODGE	123.3	34	DELVES	82.8		64	DURHAM	111.6
14			23	LLEWELLYN	123.1	99	CAMPBELL	82.6		27	HODGE	111.4
15			12	RENDELL	122.6	27	HODGE	82.5		99	CAMPBELL	111.0
16			27	HODGE	121.3	52	BOERBOOM	82.4		54	BURMAN	110.9
17			20	MARKLUND	120.9	20	MARKLUND	82.2		20	MARKLUND	110.1
18			77	BIJMAN	118.3	17	CARNE	78.8		61	DUBBINK	106.9
19			99	CAMPBELL	117.9	77	BIJMAN	77.8		77	BIJMAN	105.2

Weather / Track : Showers / Wet

Results can be found at www.tsl-timing.comSilverstone GP
Circuit Length = 3.6673 miles
Start: 10:15 Flag 10:45 End: 10:48

Printed - 10:50 Friday, 08 September 2017

MCRCB BULLETIN TK014

2017 MCE British Superbike Championship - Round 9

2017 HEL Performance British Motostar GP & ADAC NEC

FREE PRACTICE 1 - BEST SECTORS

POS	SECTOR 1		SECTOR 2		SECTOR 3		SECTOR 4		SECTOR 5		IDEAL / BEST COMPARISON						
	NO	TIME	NO	TIME	NO	TIME	NO	TIME	NO	TIME	POS	NO	NAME	IDEAL	BEST	DIFF	
														PERFECT LAP	2:41.079		
1	25	BRO	31.507	15 McM	18.206	44 BES	33.881	52 BOE	36.570	52 BOE	40.915	1	3	KERR	2:42.159	2:42.496	0.337
2	3	KER	31.525	41 JÄH	18.233	3 KER	33.939	3 KER	36.606	79 STA	40.956	2	44	BEST	2:42.183	2:42.215	0.032
3	15	McM	31.853	17 CAR	18.280	25 BRO	34.254	44 BES	36.712	17 CAR	40.970	3	79	STACEY	2:42.422	2:43.239	0.817
4	12	REN	31.933	25 BRO	18.299	79 STA	34.259	79 STA	36.819	12 REN	41.108	4	25	BROUWERS	2:42.455	2:43.340	0.885
5	44	BES	31.997	44 BES	18.342	23 LLE	34.281	25 BRO	36.908	44 BES	41.251	5	52	BOERBOOM	2:42.794	2:42.949	0.155
6	79	STA	32.007	52 BOE	18.348	52 BOE	34.603	17 CAR	36.938	34 DEL	41.344	6	12	RENDELL	2:43.192	2:44.019	0.827
7	64	DUR	32.183	12 REN	18.348	15 McM	34.641	12 REN	37.161	25 BRO	41.487	7	17	CARNE	2:43.973	2:44.045	0.072
8	52	BOE	32.358	64 DUR	18.374	12 REN	34.642	34 DEL	37.369	3 KER	41.662	8	15	McMANUS	2:44.076	2:44.757	0.681
9	17	CAR	32.492	79 STA	18.381	64 DUR	35.257	23 LLE	37.484	64 DUR	41.749	9	64	DURHAM	2:45.320	2:45.460	0.140
10	41	JÄH	32.631	3 KER	18.427	41 JÄH	35.278	15 McM	37.488	15 McM	41.888	10	41	JÄHNIG	2:45.607	2:46.152	0.545
11	99	CAM	32.779	54 BUR	18.630	17 CAR	35.293	41 JÄH	37.550	41 JÄH	41.915	11	23	LLEWELLYN	2:45.929	2:45.929	0.000
12	34	DEL	32.875	20 MAR	18.633	34 DEL	35.785	64 DUR	37.757	23 LLE	42.070	12	34	DELVES	2:46.225	2:46.225	0.000
13	27	HOD	33.173	23 LLE	18.726	99 CAM	35.844	99 CAM	37.789	35 LOD	42.485	13	99	CAMPBELL	2:47.783	2:48.159	0.376
14	23	LLE	33.368	35 LOD	18.818	77 BIJ	35.877	35 LOD	37.962	99 CAM	42.514	14	35	LODGE	2:49.004	2:49.436	0.432
15	35	LOD	33.441	34 DEL	18.852	35 LOD	36.298	54 BUR	38.266	27 HOD	43.057	15	54	BURMAN	2:50.262	2:50.913	0.651
16	54	BUR	33.590	99 CAM	18.857	54 BUR	36.353	77 BIJ	38.465	77 BIJ	43.275	16	27	HODGE	2:50.316	2:50.833	0.517
17	77	BIJ	33.839	27 HOD	18.916	20 MAR	36.360	27 HOD	38.479	54 BUR	43.423	17	77	BIJMAN	2:50.893	2:50.893	0.000
18	20	MAR	33.989	61 DUB	19.113	27 HOD	36.691	20 MAR	39.556	20 MAR	43.686	18	20	MARKLUND	2:52.224		
19	61	DUB	35.054	77 BIJ	19.437	61 DUB	37.645	61 DUB	40.145	61 DUB	44.063	19	61	DUBBINK	2:56.020	2:56.112	0.092

Weather / Track : Showers / Wet

Results can be found at www.tsl-timing.com

Silverstone GP

Circuit Length = 3.6673 miles

Start: 10:15 Flag 10:45 End: 10:48

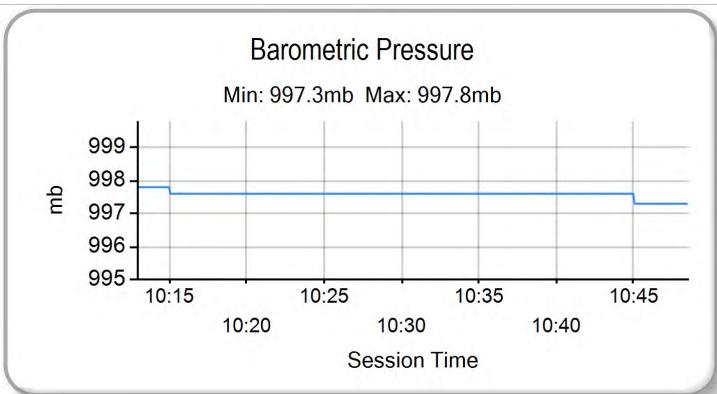
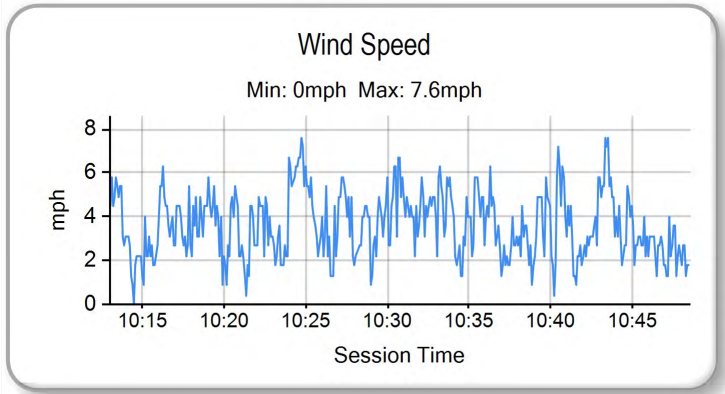
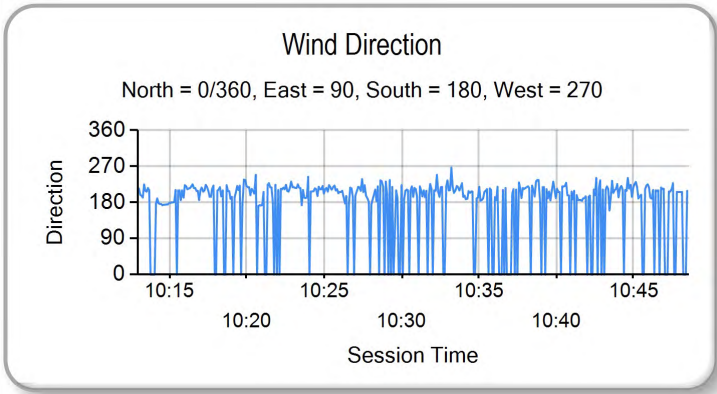
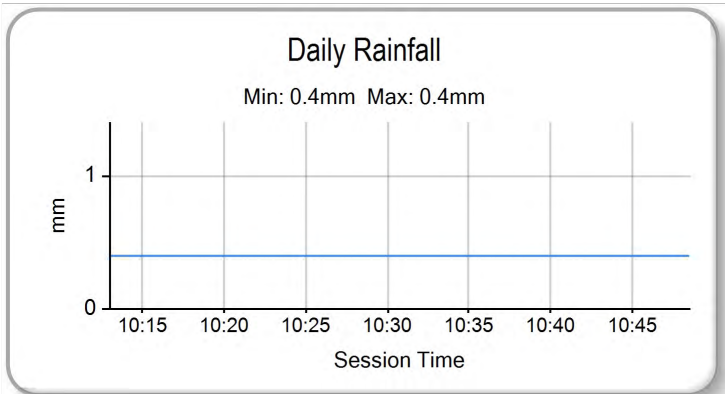
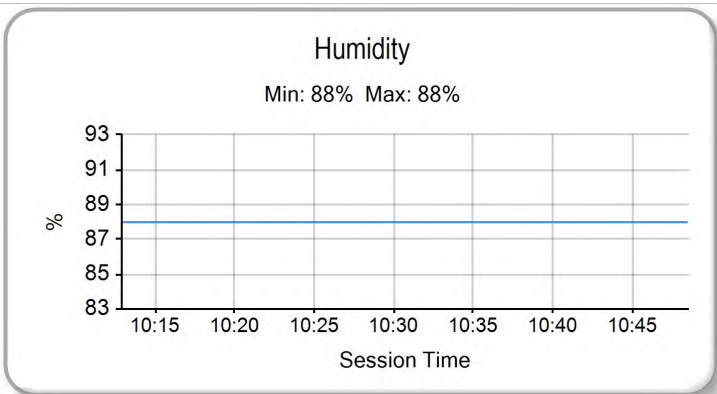
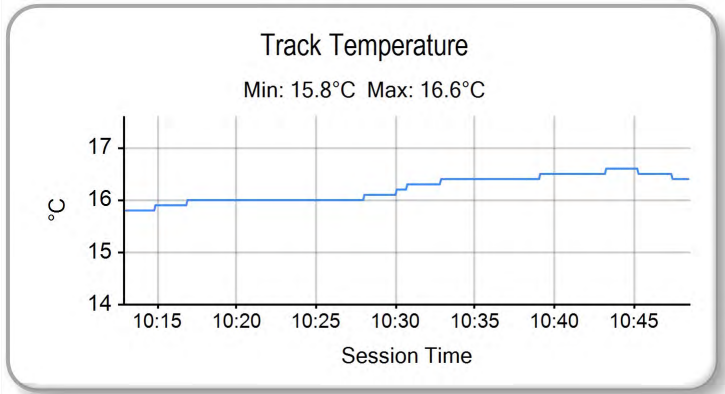
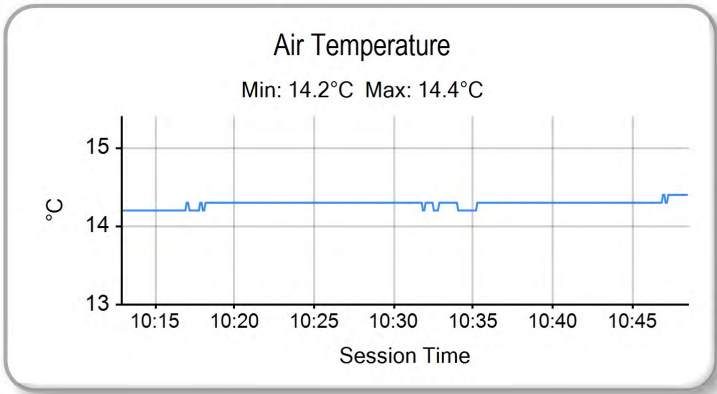
Printed - 10:50 Friday, 08 September 2017

MCRCB BULLETIN TK015

2017 MCE British Superbike Championship - Round 9

2017 HEL Performance British Motostar GP & ADAC NEC

FREE PRACTICE 1 - WEATHER CONDITIONS



Weather / Track : Showers / Wet

Results can be found at www.tsl-timing.com

Silverstone GP
Circuit Length = 3.6673 miles
Start: 10:15 Flag 10:45 End: 10:48

Printed - 10:50 Friday, 08 September 2017

MCRCB BULLETIN TK021

2017 MCE British Superbike Championship - Round 9

2017 HEL Performance British Motostar Std & ADAC NEC

FREE PRACTICE 1 - CLASSIFICATION



POS	NO	CL	PIC NAME	ENTRY	TIME	ON	LAPS	GAP	DIFF	MPH
1	4	A	1 Leon ORGIS	Honda NSF - Kiefer Racing	2:41.888	7	7			81.55
2	3	A	2 Toni ERHARD	Honda NSF - Kiefer Racing	2:43.108	9	9	1.220	1.220	80.94
3	33	A	3 Rick DUNNIK	Honda NSF - HD Racing	2:46.672	8	8	4.784	3.564	79.21
4	9	A	4 Luca de VLEESCHAUWER	Honda NSF - Tuybens Honda Center	2:47.186	5	5	5.298	0.514	78.96
5	2		1 Thomas STRUDWICK	Honda NSF - Case Moto Rapido Moto3	2:48.542	7	7	6.654	1.356	78.33
6	1	A	5 Dirk GEIGER	Honda NSF - Kiefer Racing	2:50.235	5	5	8.347	1.693	77.55
7	89		2 T. Fox MORETON	Honda NSF - Banks Racing / Moto Engineering	2:51.847	9	9	9.959	1.612	76.82
8	54	A	6 Lukas FALCK	Honda NSF -	2:51.929	5	8	10.041	0.082	76.78
9	45		3 Scott SWANN	Honda NSF - Swann Racing	2:52.109	6	8	10.221	0.180	76.70
10	8	A	7 Marvin SIEBDRATH	Honda NSF - Team RAS Intact GP	2:52.716	9	9	10.828	0.607	76.43
11	22	A	8 Marie MENDE	Honda NSF - ADAC Sachsen e.V.	2:52.773	9	9	10.885	0.057	76.41
12	30		4 Max COOK	Honda NSF - Wilson Racing	2:53.635	5	6	11.747	0.862	76.03
13	56		5 Charlie ATKINS	Honda NSF - Wilson Racing	2:54.143	7	7	12.255	0.508	75.81
14	26		6 Scott OGDEN	Honda NSF - Cresswell Racing	2:54.378	8	8	12.490	0.235	75.71
15	72		7 Cameron HORSMAN	Honda NSF - Nova / FAB Racing	2:54.427	7	7	12.539	0.049	75.69
16	24		8 Shane FABER	Honda NSF - SymCirrus Motorsport / Shane Faber Racing	2:54.435	8	8	12.547	0.008	75.68
17	49	A	9 Phillipp FREITAG	Honda NSF - F. Koch Rennsport	2:55.230	8	8	13.342	0.795	75.34
18	6	A	10 Jeffrey BUIS	Honda NSF - Ernst Dubbink Eveno Racing	2:55.959	6	7	14.071	0.729	75.03
19	95		9 Ross TURNER	Honda NSF - RedRat Racing	2:56.058	6	7	14.170	0.099	74.98
20	66	A	11 Dion OTTEN	Honda NSF - Dion #66 Otten Racing	2:56.294	8	8	14.406	0.236	74.88
21	46	A	12 Tino HOLE	Honda NSF -	2:56.557	8	8	14.669	0.263	74.77

QUALIFYING LAPTIME (110.0% of 2:41.888) = 2:58.076

22	55		10 Jack SCOTT	Honda NSF - J J Racing	2:58.968	8	8	17.080	2.411	73.76
23	37	A	13 Paul FRÖDE	Honda NSF - Team RAS Intact GP	2:59.325	2	2	17.437	0.357	73.62
24	81		11 Myles WASLEY	Honda NSF - Aqua Construction & Cannock Site Services	3:00.359	7	8	18.471	1.034	73.20
25	11	A	14 Lotte UHRE	Honda NSF -	3:02.708	6	6	20.820	2.349	72.25
26	13		12 Jacob CLARK	Honda NSF - Wilson Racing	3:02.884	7	7	20.996	0.176	72.19
27	65	A	15 Filip REHACEK	Honda NSF - Brno Circuit Junior Racing Team	3:05.443	6	8	23.555	2.559	71.19
28	48		13 Ewan POTTER	Honda NSF -	3:06.083	6	6	24.195	0.640	70.94
29	19		14 Victor RODRIGUEZ	Honda NSF - GA Competition			3			
30	52	A	16 Oliver KÖNIG	Honda NSF -			1			

Silverstone GP
Circuit Length = 3.6673 miles
Start: 11:50 Flag 12:15 End: 12:18

Weather / Track : Showers / Wet

These results are provisional until the conclusion of any judicial and technical matters.

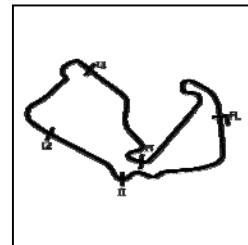
Race Director :	Stewards :	Timekeeper :
-----------------	------------	--------------

Results can be found at www.britishsuperbike.com

Printed - 12:18 Friday, 08 September 2017



FREE PRACTICE 1 - SECTOR ANALYSIS



SECTOR 1 = FL to I1, SECTOR 2 = I1 to I2, SECTOR 3 = I2 to I3, SECTOR 4 = I3 to I4, SECTOR 5 = I4 to FL, DIFF = Difference To Personal Best Lap, P = Crossed Finish Line in Pit Lane, D = Time Disallowed

P1		4 A		Leon ORGIS		Honda NSF - Kiefer Racing						
IDEAL LAP TIME : 2:40.653		BEST LAP TIME : 2:41.888		DIFFERENCE : 1.235								
LAP	SECTOR 1	SECTOR 2	SECTOR 3	SECTOR 4	SECTOR 5	LAP TIME	MPH	DIFF	TIME OF DAY			
1-	OUTLAP	20.525	105.0	43.197	72.0	41.562	45.682	107.4		11:53:26.108		
2-	35.518	20.077	115.9	38.131	74.3	39.313	42.420	110.3	2:55.459	75.24	13.571	11:56:21.567
3-	32.789	19.608	115.9	35.461	79.7	37.857	41.649	111.4	2:47.364	78.88	5.476	11:59:08.931
4-	34.865	19.238	114.7	35.719	79.7	37.178	41.352	110.9	2:48.352	78.42	6.464	12:01:57.283
5-	32.417	18.879	115.7	34.648	81.4	36.698	41.320	111.8	2:43.962 (3)	80.52	2.074	12:04:41.245
6-	32.004	18.863	116.3	34.008	81.5	37.087	40.896	110.9	2:42.858 (2)	81.06	0.970	12:07:24.103
7-	32.689	18.781	116.1	33.839	83.4	36.114	40.465	109.6	2:41.888 (1)	81.55		12:10:05.991

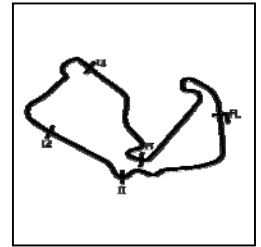
P2		3 A		Toni ERHARD		Honda NSF - Kiefer Racing						
IDEAL LAP TIME : 2:43.108		BEST LAP TIME : 2:43.108		DIFFERENCE : 0.000								
LAP	SECTOR 1	SECTOR 2	SECTOR 3	SECTOR 4	SECTOR 5	LAP TIME	MPH	DIFF	TIME OF DAY			
1-	OUTLAP	23.992	95.5	41.331	72.6	41.583	45.711	100.5		11:53:40.225		
2-	36.128	20.933	101.0	40.453	79.5	39.362	43.764	101.6	3:00.640	73.08	17.532	11:56:40.865
3-	35.078	19.804	112.7	38.645	74.3	38.856	43.751	105.2	2:56.134	74.95	13.026	11:59:36.999
4-	36.957	20.211	112.5	37.579	75.4	38.633	42.766	105.3	2:56.146	74.95	13.038	12:02:33.145
5-	34.972	19.560	117.5	36.038	80.3	37.220	42.051	106.9	2:49.841	77.73	6.733	12:05:22.986
6-	33.310	19.098	118.5	36.947	80.6	39.756	42.505	106.4	2:51.616	76.92	8.508	12:08:14.602
7-	34.457	19.127	118.5	35.957	82.1	36.860	42.774	102.7	2:49.175 (3)	78.03	6.067	12:11:03.777
8-	33.284	19.004	118.1	35.300	82.1	36.533	41.758	107.6	2:45.879 (2)	79.59	2.771	12:13:49.656
9-	32.375	18.847	119.1	34.533	81.2	36.132	41.221	108.3	2:43.108 (1)	80.94		12:16:32.764

P3		33 A		Rick DUNNIK		Honda NSF - HD Racing						
IDEAL LAP TIME : 2:46.431		BEST LAP TIME : 2:46.672		DIFFERENCE : 0.241								
LAP	SECTOR 1	SECTOR 2	SECTOR 3	SECTOR 4	SECTOR 5	LAP TIME	MPH	DIFF	TIME OF DAY			
1-	OUTLAP	20.829	101.0	42.260	73.9	41.449	45.726	104.2		11:53:25.013		
2-	36.297	20.058	112.5	38.734	73.3	40.432	IN PIT		3:15.198 P	67.63	28.526	11:56:40.211
3-	OUTLAP	20.093	116.9	38.119	74.7	40.244	44.665	105.7	4:22.419	50.31	1:35.747	12:01:02.630
4-	35.083	19.746	118.7	37.560	78.3	40.268	43.850	106.2	2:56.507	74.79	9.835	12:03:59.137
5-	33.644	19.281	119.6	36.487	80.2	38.988	42.879	108.1	2:51.279	77.08	4.607	12:06:50.416
6-	33.403	19.420	119.1	36.246	80.6	38.340	42.880	106.7	2:50.289 (3)	77.52	3.617	12:09:40.705
7-	33.563	18.969	119.8	34.974	81.6	37.701	43.039	109.0	2:48.246 (2)	78.47	1.574	12:12:28.951
8-	32.879	18.822	119.6	35.215	81.5	37.615	42.141	108.8	2:46.672 (1)	79.21		12:15:15.623

P4		9 A		Luca de VLEESCHAUWER		Honda NSF - Tuybens Honda Center				
IDEAL LAP TIME :		BEST LAP TIME : 2:47.186		DIFFERENCE :						
LAP	SECTOR 1	SECTOR 2	SECTOR 3	SECTOR 4	SECTOR 5	LAP TIME	MPH	DIFF	TIME OF DAY	
1-										11:53:24.405
2-							2:59.327	73.62	12.141	11:56:23.732
3-							2:52.256 (3)	76.64	5.070	11:59:15.988
4-							2:48.797 (2)	78.21	1.611	12:02:04.785
5-							2:47.186 (1)	78.96		12:04:51.971

P5		2		Thomas STRUDWICK		Honda NSF - Case Moto Rapido Moto3						
IDEAL LAP TIME : 2:48.485		BEST LAP TIME : 2:48.542		DIFFERENCE : 0.057								
LAP	SECTOR 1	SECTOR 2	SECTOR 3	SECTOR 4	SECTOR 5	LAP TIME	MPH	DIFF	TIME OF DAY			
1-	OUTLAP	21.043	103.0	43.983	70.8	43.642	IN PIT		P		11:54:00.154	
2-	OUTLAP	20.645	103.7	40.935	74.0	42.334	45.982	102.4	6:47.340	32.41	3:58.798	12:00:47.494
3-	35.838	19.527	117.5	37.464	76.8	39.756	44.226	104.2	2:56.811	74.66	8.269	12:03:44.305
4-	34.481	19.279	118.1	37.064	79.8	39.024	43.455	105.9	2:53.303	76.18	4.761	12:06:37.608
5-	33.663	19.134	118.5	35.927	79.6	38.401	42.652	107.9	2:49.777 (3)	77.76	1.235	12:09:27.385
6-	33.688	19.036	119.6	35.766	81.9	38.231	42.703	106.7	2:49.424 (2)	77.92	0.882	12:12:16.809
7-	33.220	18.979	118.5	35.654	78.5	38.288	42.401	108.8	2:48.542 (1)	78.33		12:15:05.351

FREE PRACTICE 1 - SECTOR ANALYSIS



SECTOR 1 = FL to I1, SECTOR 2 = I1 to I2, SECTOR 3 = I2 to I3, SECTOR 4 = I3 to I4, SECTOR 5 = I4 to FL, DIFF = Difference To Personal Best Lap, P = Crossed Finish Line in Pit Lane, D = Time Disallowed

P6		1 A		Dirk GEIGER		Honda NSF - Kiefer Racing						
IDEAL LAP TIME : 2:47.272		BEST LAP TIME : 2:50.235		DIFFERENCE : 2.963								
LAP	SECTOR 1	SECTOR 2	SECTOR 3	SECTOR 4	SECTOR 5	LAP TIME	MPH	DIFF	TIME OF DAY			
1-	OUTLAP	23.020	98.5	40.679	72.4	41.207	45.472	96.5		11:53:39.447		
2-	36.121	21.941	102.4	38.862	76.1	39.748	44.625	97.1	3:01.297	72.82	11.062	11:56:40.744
3-	35.449	20.206	109.2	38.564	70.1	39.183	43.217	101.3	2:56.619 (3)	74.75	6.384	11:59:37.363
4-	36.237	20.675	108.4	37.912	77.0	38.679	42.499	101.1	2:56.002 (2)	75.01	5.767	12:02:33.365
5-	34.928	19.806	114.3	36.259	76.7	38.036	41.206	105.9	2:50.235 (1)	77.55		12:05:23.600

P7		89		T. Fox MORETON		Honda NSF - Banks Racing / Moto Engineering						
IDEAL LAP TIME : 2:51.540		BEST LAP TIME : 2:51.847		DIFFERENCE : 0.307								
LAP	SECTOR 1	SECTOR 2	SECTOR 3	SECTOR 4	SECTOR 5	LAP TIME	MPH	DIFF	TIME OF DAY			
1-	OUTLAP	20.785	114.3	38.189	78.0	41.784	46.690	102.7				11:54:22.749
2-	35.002	20.324	115.1	38.445	78.1	40.290	45.718	102.7	2:59.779	73.43	7.932	11:57:22.528
3-	33.567	20.060	113.3	37.334	78.9	39.525	44.754	104.2	2:55.240	75.33	3.393	12:00:17.768
4-	34.204	20.202	114.1	37.726	81.1	39.335	44.425	105.7	2:55.892	75.05	4.045	12:03:13.660
5-	33.287	19.968	113.7	36.759	77.2	39.368	44.454	105.2	2:53.836	75.94	1.989	12:06:07.496
6-	35.032	19.910	114.1	37.690	80.6	39.052	43.681	105.3	2:55.365	75.28	3.518	12:09:02.861
7-	33.362	19.755	114.3	36.766	75.7	38.834	44.210	105.5	2:52.927 (2)	76.34	1.080	12:11:55.788
8-	33.861	19.724	115.5	36.890	74.3	38.993	43.995	106.7	2:53.463 (3)	76.11	1.616	12:14:49.251
9-	33.594	19.673	115.3	36.484	75.2	38.785	43.311	107.9	2:51.847 (1)	76.82		12:17:41.098

P8		54 A		Lukas FALCK		Honda NSF -						
IDEAL LAP TIME : 2:51.108		BEST LAP TIME : 2:51.929		DIFFERENCE : 0.821								
LAP	SECTOR 1	SECTOR 2	SECTOR 3	SECTOR 4	SECTOR 5	LAP TIME	MPH	DIFF	TIME OF DAY			
1-	OUTLAP	21.256	112.4	42.317	67.1	43.469	46.642	100.8				11:53:24.869
2-	35.982	19.950	115.7	38.092	69.2	39.952	44.481	105.2	2:58.457	73.98	6.528	11:56:23.326
3-	34.543	19.793	114.7	38.617	77.5	39.266	44.485	103.5	2:56.704	74.71	4.775	11:59:20.030
4-	34.620	20.148	115.5	37.181	74.7	38.938	43.839	104.7	2:54.726 (3)	75.56	2.797	12:02:14.756
5-	34.274	19.638	116.7	36.458	79.7	38.122	43.437	105.0	2:51.929 (1)	76.78		12:05:06.685
6-	33.685	19.619	117.5	36.533	79.0	38.496	43.840	105.5	2:52.173 (2)	76.68	0.244	12:07:58.858
7-	33.664	19.427	117.5	45.386	77.4	38.608	IN PIT		3:08.730 P	69.95	16.801	12:11:07.588
8-	OUTLAP	20.026	116.1	37.376	77.4	39.302	44.357	104.2	3:56.197	55.89	1:04.268	12:15:03.785

P9		45		Scott SWANN		Honda NSF - Swann Racing						
IDEAL LAP TIME : 2:51.197		BEST LAP TIME : 2:52.109		DIFFERENCE : 0.912								
LAP	SECTOR 1	SECTOR 2	SECTOR 3	SECTOR 4	SECTOR 5	LAP TIME	MPH	DIFF	TIME OF DAY			
1-	OUTLAP	25.838	82.3	44.319	69.8	45.943	IN PIT		P			11:54:02.217
2-	OUTLAP	20.423	109.6	39.401	72.8	41.724	IN PIT		4:42.576 P	46.72	1:50.467	11:58:44.793
3-	OUTLAP	20.362	110.1	38.208	77.1	39.584	44.351	104.2	4:32.335	48.47	1:40.226	12:03:17.128
4-	34.557	20.318	112.5	37.212	75.2	39.258	43.202	104.7	2:54.547	75.63	2.438	12:06:11.675
5-	33.967	19.603	113.5	37.794	78.8	39.422	43.853	104.5	2:54.639	75.59	2.530	12:09:06.314
6-	33.886	19.521	115.1	36.324	79.7	38.721	43.657	105.9	2:52.109 (1)	76.70		12:11:58.423
7-	33.824	19.569	114.7	36.739	78.1	39.290	44.109	105.3	2:53.531 (3)	76.08	1.422	12:14:51.954
8-	33.559	19.391	115.5	36.478	78.3	39.065	44.163	106.7	2:52.656 (2)	76.46	0.547	12:17:44.610

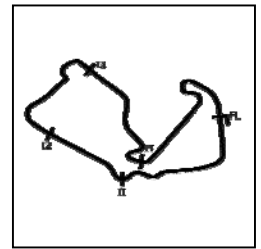
P10		8 A		Marvin SIEBDRATH		Honda NSF - Team RAS Intact GP						
IDEAL LAP TIME : 2:52.656		BEST LAP TIME : 2:52.716		DIFFERENCE : 0.060								
LAP	SECTOR 1	SECTOR 2	SECTOR 3	SECTOR 4	SECTOR 5	LAP TIME	MPH	DIFF	TIME OF DAY			
1-	OUTLAP	22.628	101.3	43.857	70.8	43.582	47.219	103.0				11:53:28.400
2-	37.024	20.806	115.5	40.267	74.3	41.638	45.537	104.0	3:05.272	71.25	12.556	11:56:33.672
3-	36.197	19.658	118.1	39.483	73.6	41.005	45.110	99.3	3:01.453	72.75	8.737	11:59:35.125
4-	36.105	20.300	115.5	40.083	76.8	40.974	44.488	102.5	3:01.950	72.56	9.234	12:02:37.075
5-	35.337	19.849	117.3	38.443	73.6	41.033	44.763	101.0	2:59.425	73.58	6.709	12:05:36.500
6-	35.002	19.902	116.3	38.574	74.8	40.824	43.969	105.9	2:58.271	74.05	5.555	12:08:34.771
7-	34.769	19.645	116.7	37.274	77.1	39.804	43.704	105.7	2:55.196 (3)	75.35	2.480	12:11:29.967
8-	34.255	19.868	116.5	37.455	76.4	39.174	43.671	106.4	2:54.423 (2)	75.69	1.707	12:14:24.390
9-	33.539	19.705	117.1	37.148	79.1	38.938	43.386	107.2	2:52.716 (1)	76.43		12:17:17.106

MCRCB BULLETIN TK022

2017 MCE British Superbike Championship - Round 9

2017 HEL Performance British Motostar Std & ADAC NEC

FREE PRACTICE 1 - SECTOR ANALYSIS



SECTOR 1 = FL to I1, SECTOR 2 = I1 to I2, SECTOR 3 = I2 to I3, SECTOR 4 = I3 to I4, SECTOR 5 = I4 to FL, DIFF = Difference To Personal Best Lap, P = Crossed Finish Line in Pit Lane, D = Time Disallowed

P11 22 A		Marie MENDE					Honda NSF - ADAC Sachsen e.V.					
IDEAL LAP TIME : 2:52.231		BEST LAP TIME : 2:52.773					DIFFERENCE : 0.542					
LAP	SECTOR 1	SECTOR 2		SECTOR 3		SECTOR 4	SECTOR 5		LAP TIME	MPH	DIFF	TIME OF DAY
1-	OUTLAP	21.400	105.3	42.382	72.3	42.491	46.643	101.0				11:53:25.571
2-	36.390	19.966	109.6	38.565	74.0	40.365	44.460	101.8	2:59.746	73.45	6.973	11:56:25.317
3-	34.506	19.119	114.7	38.615	71.9	39.861	44.351	99.9	2:56.452	74.82	3.679	11:59:21.769
4-	34.610	19.658	113.5	38.074	74.6	39.873	43.925	99.4	2:56.140	74.95	3.367	12:02:17.909
5-	34.388	19.967	114.5	37.157	75.2	39.230	43.499	99.7	2:54.241 (2)	75.77	1.468	12:05:12.150
6-	34.638	19.733	114.5	37.321	74.3	40.342	44.311	99.4	2:56.345	74.86	3.572	12:08:08.495
7-	34.733	19.779	114.9	37.351	74.9	39.174	44.598	97.4	2:55.635 (3)	75.16	2.862	12:11:04.130
8-	34.983	19.682	113.5	40.068	73.9	40.172	43.562	99.9	2:58.467	73.97	5.694	12:14:02.597
9-	34.181	19.518	115.3	37.300	77.6	38.316	43.458	100.1	2:52.773 (1)	76.41		12:16:55.370

P12 30		Max COOK					Honda NSF - Wilson Racing					
IDEAL LAP TIME : 2:51.849		BEST LAP TIME : 2:53.635					DIFFERENCE : 1.786					
LAP	SECTOR 1	SECTOR 2		SECTOR 3		SECTOR 4	SECTOR 5		LAP TIME	MPH	DIFF	TIME OF DAY
1-	OUTLAP	21.804	93.4	40.834	78.4	41.801	45.932	104.0				11:59:15.897
2-	35.662	20.159	116.5	38.294	79.8	39.679	44.065	107.2	2:57.859	74.22	4.224	12:02:13.756
3-	35.463	19.707	119.6	37.008	78.8	39.154	43.837	108.1	2:55.169 (2)	75.36	1.534	12:05:08.925
4-	34.922	19.515	118.7	37.032	80.5	40.255	43.593	107.9	2:55.317 (3)	75.30	1.682	12:08:04.242
5-	34.727	19.328	118.3	37.381	79.1	38.879	43.320	108.8	2:53.635 (1)	76.03		12:10:57.877
6-	34.298	19.276	118.1	36.804	77.6	38.151	IN PIT		2:57.436 P	74.40	3.801	12:13:55.313

P13 56		Charlie ATKINS					Honda NSF - Wilson Racing					
IDEAL LAP TIME : 2:54.143		BEST LAP TIME : 2:54.143					DIFFERENCE : 0.000					
LAP	SECTOR 1	SECTOR 2		SECTOR 3		SECTOR 4	SECTOR 5		LAP TIME	MPH	DIFF	TIME OF DAY
1-	OUTLAP	25.308	81.8	48.191	62.6	51.035	53.521	95.7				11:55:47.369
2-	39.946	21.771	105.6	44.183	64.9	46.066	49.115	99.0	3:21.081	65.65	26.938	11:59:08.450
3-	39.004	22.642	95.0	42.553	69.3	42.076	IN PIT		3:20.663 P	65.79	26.520	12:02:29.113
4-	OUTLAP	21.050	104.2	42.396	70.1	43.332	47.142	102.5	4:52.010	45.21	1:57.867	12:07:21.123
5-	36.662	19.601	110.1	42.623	64.1	45.855	47.338	103.8	3:12.079 (3)	68.73	17.936	12:10:33.202
6-	34.823	19.501	120.2	38.826	74.3	40.201	44.369	107.6	2:57.720 (2)	74.28	3.577	12:13:30.922
7-	34.355	19.448	119.8	37.710	73.9	39.076	43.554	109.0	2:54.143 (1)	75.81		12:16:25.065

P14 26		Scott OGDEN					Honda NSF - Cresswell Racing					
IDEAL LAP TIME : 2:54.378		BEST LAP TIME : 2:54.378					DIFFERENCE : 0.000					
LAP	SECTOR 1	SECTOR 2		SECTOR 3		SECTOR 4	SECTOR 5		LAP TIME	MPH	DIFF	TIME OF DAY
1-	OUTLAP	24.978	87.9	47.820	75.7	48.668	51.891	97.8				11:54:00.716
2-	40.795	21.569	108.5	46.671	73.6	47.165	IN PIT		3:35.765 P	61.18	41.387	11:57:36.481
3-	OUTLAP	20.707	113.3	41.752	76.1	44.903	49.476	103.0	4:54.941	44.76	2:00.563	12:02:31.422
4-	38.153	20.168	114.7	40.497	75.6	42.762	47.178	103.8	3:08.758	69.94	14.380	12:05:40.180
5-	36.398	20.267	114.9	40.504	77.4	42.641	46.766	105.3	3:06.576	70.76	12.198	12:08:46.756
6-	36.261	19.763	116.5	39.665	76.0	41.609	46.532	105.9	3:03.830 (3)	71.81	9.452	12:11:50.586
7-	36.005	20.105	116.1	37.966	80.1	40.032	45.356	107.1	2:59.464 (2)	73.56	5.086	12:14:50.050
8-	34.061	19.377	117.5	36.965	78.5	39.552	44.423	109.2	2:54.378 (1)	75.71		12:17:44.428

P15 72		Cameron HORSMAN					Honda NSF - Nova / FAB Racing					
IDEAL LAP TIME : 2:54.259		BEST LAP TIME : 2:54.427					DIFFERENCE : 0.168					
LAP	SECTOR 1	SECTOR 2		SECTOR 3		SECTOR 4	SECTOR 5		LAP TIME	MPH	DIFF	TIME OF DAY
1-	OUTLAP	20.584	113.3	38.392	78.2	40.871	45.092	105.7				11:58:26.414
2-	34.766	20.085	114.7	37.926	79.7	40.051	44.875	105.7	2:57.703	74.29	3.276	12:01:24.117
3-	34.611	19.541	115.3	37.432	80.3	39.757	IN PIT		3:02.686 P	72.26	8.259	12:04:26.803
4-	OUTLAP	19.970	115.1	37.734	79.1	40.209	44.625	104.5	4:25.495	49.72	1:31.068	12:08:52.298
5-	35.297	19.719	115.1	37.690	79.7	39.430	44.388	106.2	2:56.524 (2)	74.79	2.097	12:11:48.822
6-	34.897	19.982	115.1	37.652	79.7	39.650	44.626	106.0	2:56.807 (3)	74.67	2.380	12:14:45.629
7-	34.622	19.698	115.7	37.297	79.3	39.071	43.739	107.8	2:54.427 (1)	75.69		12:17:40.056

Weather / Track : Showers / Wet

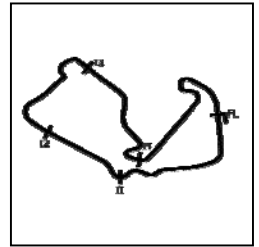
Silverstone GP
Circuit Length = 3.6673 miles
Start: 11:50 Flag 12:15 End: 12:18

MCRCB BULLETIN TK022

2017 MCE British Superbike Championship - Round 9

2017 HEL Performance British Motostar Std & ADAC NEC

FREE PRACTICE 1 - SECTOR ANALYSIS



SECTOR 1 = FL to I1, SECTOR 2 = I1 to I2, SECTOR 3 = I2 to I3, SECTOR 4 = I3 to I4, SECTOR 5 = I4 to FL, DIFF = Difference To Personal Best Lap, P = Crossed Finish Line in Pit Lane, D = Time Disallowed

P16 24		Shane FABER				Honda NSF - SymCirrus Motorsport / Shane Faber Racing						
IDEAL LAP TIME : 2:54.435		BEST LAP TIME : 2:54.435				DIFFERENCE : 0.000						
LAP	SECTOR 1	SECTOR 2	SECTOR 3	SECTOR 4	SECTOR 5	LAP TIME	MPH	DIFF	TIME OF DAY			
1-	OUTLAP	21.778	94.9	44.307	73.5	45.441	48.966	103.8		11:53:27.675		
2-	37.198	20.388	112.0	40.469	76.6	41.326	46.253	105.2	3:05.634	71.12	11:56:33.309	
3-	36.007	20.360	114.1	39.689	78.1	41.287	46.044	106.2	3:03.387	71.99	11:59:36.696	
4-	36.685	20.614	111.2	39.466	77.4	40.525	IN PIT		3:12.309 P	68.65	12:02:49.005	
5-	OUTLAP	20.592	111.6	38.725	77.4	40.848	45.497	105.3	4:43.434	46.58	1:48.999	12:07:32.439
6-	35.653	20.191	112.0	38.733	75.6	40.059	44.346	107.1	2:58.982 (3)	73.76	4.547	12:10:31.421
7-	34.329	19.992	112.7	37.607	78.9	39.648	44.339	107.6	2:55.915 (2)	75.04	1.480	12:13:27.336
8-	34.104	19.741	114.5	36.976	79.4	39.364	44.250	107.9	2:54.435 (1)	75.68		12:16:21.771

P17 49 A		Phillipp FREITAG				Honda NSF - F. Koch Rennsport						
IDEAL LAP TIME : 2:55.179		BEST LAP TIME : 2:55.230				DIFFERENCE : 0.051						
LAP	SECTOR 1	SECTOR 2	SECTOR 3	SECTOR 4	SECTOR 5	LAP TIME	MPH	DIFF	TIME OF DAY			
1-	OUTLAP	21.181	108.7	41.880	73.4	44.252	47.118	105.9			11:53:26.807	
2-	36.835	19.756	112.5	39.077	73.9	41.940	45.670	105.0	3:03.278	72.03	8.048	11:56:30.085
3-	35.918	19.614	115.7	38.522	78.9	41.113	IN PIT		3:10.863 P	69.17	15.633	11:59:40.948
4-	OUTLAP	20.127	114.3	39.753	77.6	41.570	45.348	106.4	4:13.157	52.15	1:17.927	12:03:54.105
5-	35.447	19.870	115.7	38.265	77.2	40.691	44.338	105.7	2:58.611	73.91	3.381	12:06:52.716
6-	34.911	19.586	116.5	37.640	77.5	40.208	44.456	104.5	2:56.801 (3)	74.67	1.571	12:09:49.517
7-	34.663	19.688	116.3	37.986	77.4	39.983	44.431	105.3	2:56.751 (2)	74.69	1.521	12:12:46.268
8-	34.404	19.475	115.7	37.691	78.4	39.371	44.289	105.3	2:55.230 (1)	75.34		12:15:41.498

P18 6 A		Jeffrey BUIS				Honda NSF - Ernst Dubbink Eveno Racing						
IDEAL LAP TIME : 2:54.521		BEST LAP TIME : 2:55.959				DIFFERENCE : 1.438						
LAP	SECTOR 1	SECTOR 2	SECTOR 3	SECTOR 4	SECTOR 5	LAP TIME	MPH	DIFF	TIME OF DAY			
1-	OUTLAP	21.356	109.1	42.504	71.3	44.988	46.847	107.1			11:53:26.321	
2-	36.390	20.020	114.1	39.081	75.7	41.229	45.004	107.6	3:01.724 (3)	72.65	5.765	11:56:28.045
3-	35.515	19.807	117.5	38.505	75.3	40.905	IN PIT		3:09.550 P	69.65	13.591	11:59:37.595
4-	OUTLAP	20.953	115.7	39.287	74.3	41.101	IN PIT		5:10.251 P	42.55	2:14.292	12:04:47.846
5-	OUTLAP	20.610	115.7	38.339	79.1	40.122	44.654	107.6	4:37.915	47.50	1:41.956	12:09:25.761
6-	35.589	19.110	120.9	36.592	81.0	39.766	44.902	106.4	2:55.959 (1)	75.03		12:12:21.720
7-	35.327	19.547	117.9	37.682	78.3	39.701	43.791	105.9	2:56.048 (2)	74.99	0.089	12:15:17.768

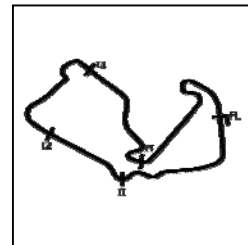
P19 95		Ross TURNER				Honda NSF - RedRat Racing						
IDEAL LAP TIME : 2:54.638		BEST LAP TIME : 2:56.058				DIFFERENCE : 1.420						
LAP	SECTOR 1	SECTOR 2	SECTOR 3	SECTOR 4	SECTOR 5	LAP TIME	MPH	DIFF	TIME OF DAY			
1-	OUTLAP	21.474	99.1	42.651	72.0	43.013	48.648	98.5			11:58:14.961	
2-	36.609	20.948	110.9	40.186	74.2	44.123	48.117	103.2	3:09.983	69.49	13.925	12:01:24.944
3-	35.394	19.860	111.2	40.199	77.8	41.524	47.487	102.9	3:04.464 (3)	71.57	8.406	12:04:29.408
4-	35.601	20.464	110.5	39.277	73.5	40.649	IN PIT		3:12.269 P	68.66	16.211	12:07:41.677
5-	OUTLAP	20.090	110.3	38.253	75.5	39.186	45.224	103.2	3:32.122	62.23	36.064	12:11:13.799
6-	35.416	20.122	110.5	38.338	77.0	38.535	43.647	105.2	2:56.058 (1)	74.98		12:14:09.857
7-	34.343	19.972	110.0	38.844	77.4	39.041	44.154	103.8	2:56.354 (2)	74.86	0.296	12:17:06.211

P20 66 A		Dion OTTEN				Honda NSF - Dion #66 Otten Racing						
IDEAL LAP TIME : 2:55.101		BEST LAP TIME : 2:56.294				DIFFERENCE : 1.193						
LAP	SECTOR 1	SECTOR 2	SECTOR 3	SECTOR 4	SECTOR 5	LAP TIME	MPH	DIFF	TIME OF DAY			
1-	OUTLAP	20.852	102.6	43.584	69.0	42.433	47.048	103.5			11:53:27.188	
2-	35.742	19.908	114.1	38.699	63.9	42.151	45.983	101.9	3:02.483	72.34	6.189	11:56:29.671
3-	35.945	20.017	115.5	39.778	76.7	41.041	IN PIT		3:12.177 P	68.69	15.883	11:59:41.848
4-	OUTLAP	20.398	114.9	38.993	71.0	41.807	45.956	103.0	4:26.665	49.50	1:30.371	12:04:08.513
5-	35.688	20.203	115.7	38.610	71.3	40.816	45.512	102.7	3:00.829	73.01	4.535	12:07:09.342
6-	34.869	19.866	116.7	37.782	74.7	39.883	44.251	103.4	2:56.651 (3)	74.73	0.357	12:10:05.993
7-	34.293	19.548	116.7	37.922	71.5	40.625	44.252	104.3	2:56.640 (2)	74.74	0.346	12:13:02.633
8-	34.926	19.829	115.9	37.533	79.1	39.476	44.530	105.5	2:56.294 (1)	74.88		12:15:58.927

Weather / Track : Showers / Wet

Silverstone GP
Circuit Length = 3.6673 miles
Start: 11:50 Flag 12:15 End: 12:18

FREE PRACTICE 1 - SECTOR ANALYSIS



SECTOR 1 = FL to I1, SECTOR 2 = I1 to I2, SECTOR 3 = I2 to I3, SECTOR 4 = I3 to I4, SECTOR 5 = I4 to FL, DIFF = Difference To Personal Best Lap, P = Crossed Finish Line in Pit Lane, D = Time Disallowed

P21 46 A		Tino HOLE					Honda NSF -					
IDEAL LAP TIME : 2:56.545		BEST LAP TIME : 2:56.557			DIFFERENCE : 0.012							
LAP	SECTOR 1	SECTOR 2	SECTOR 3	SECTOR 4	SECTOR 5	LAP TIME	MPH	DIFF	TIME OF DAY			
1-	OUTLAP	20.875	101.9	43.068	72.4	42.983	46.279	105.9		11:53:29.094		
2-	37.211	20.675	116.1	39.201	75.2	41.199	45.049	105.0	3:03.335 (3)	72.01	6.778	11:56:32.429
3-	35.380	20.539	113.9	39.887	76.6	42.573	45.576	103.7	3:03.955	71.76	7.398	11:59:36.384
4-	37.489	20.739	110.7	40.004	73.4	40.367	45.160	103.2	3:03.759	71.84	7.202	12:02:40.143
5-	36.151	20.420	110.9	39.901	75.3	41.832	IN PIT		3:16.627 P	67.14	20.070	12:05:56.770
6-	OUTLAP	20.939	113.5	40.788	70.2	42.011	46.567	101.6	4:04.449	54.00	1:07.892	12:10:01.219
7-	36.822	20.284	115.1	39.232	74.8	41.251	44.759	103.8	3:02.348 (2)	72.40	5.791	12:13:03.567
8-	35.392	19.881	117.5	37.737	81.0	39.298	44.249	107.6	2:56.557 (1)	74.77		12:16:00.124

P22 55		Jack SCOTT					Honda NSF - J J Racing					
IDEAL LAP TIME : 2:58.819		BEST LAP TIME : 2:58.968			DIFFERENCE : 0.149							
LAP	SECTOR 1	SECTOR 2	SECTOR 3	SECTOR 4	SECTOR 5	LAP TIME	MPH	DIFF	TIME OF DAY			
1-	OUTLAP	21.689	87.3	44.651	68.8	43.220	47.259	97.7				11:53:38.419
2-	36.944	20.967	97.3	43.376	73.2	42.076	47.064	100.4	3:10.427	69.33	11.459	11:56:48.846
3-	36.822	20.709	106.0	41.027	71.2	42.323	IN PIT		3:16.049 P	67.34	17.081	12:00:04.895
4-	OUTLAP	21.008	106.6	40.405	71.8	42.077	IN PIT		4:04.499 P	53.99	1:05.531	12:04:09.394
5-	OUTLAP	21.004	107.3	41.156	72.7	42.192	47.307	101.6	4:40.377	47.08	1:41.409	12:08:49.771
6-	36.224	20.346	109.2	39.527	76.0	40.531	45.710	104.3	3:02.338 (3)	72.40	3.370	12:11:52.109
7-	35.914	20.076	108.5	38.851	76.7	40.388	45.782	104.2	3:00.951 (2)	72.96	1.983	12:14:53.060
8-	34.906	20.165	107.7	38.716	77.5	39.613	45.568	105.0	2:58.968 (1)	73.76		12:17:52.028

P23 37 A		Paul FRÖDE					Honda NSF - Team RAS Intact GP					
IDEAL LAP TIME : 2:56.799		BEST LAP TIME : 2:59.325			DIFFERENCE : 2.526							
LAP	SECTOR 1	SECTOR 2	SECTOR 3	SECTOR 4	SECTOR 5	LAP TIME	MPH	DIFF	TIME OF DAY			
1-	OUTLAP	21.201	98.6	42.969	69.9	43.168	47.241	99.7				11:53:24.258
2-	36.123	20.867	112.9	38.389	72.8	39.944	44.002	107.1	2:59.325 (1)	73.62		11:56:23.583

P24 81		Myles WASLEY					Honda NSF - Aqua Construction & Cannock Site Services					
IDEAL LAP TIME : 3:00.095		BEST LAP TIME : 3:00.359			DIFFERENCE : 0.264							
LAP	SECTOR 1	SECTOR 2	SECTOR 3	SECTOR 4	SECTOR 5	LAP TIME	MPH	DIFF	TIME OF DAY			
1-	OUTLAP	22.266	97.6	46.806	64.9	45.041	IN PIT		P			11:54:07.983
2-	OUTLAP	21.517	108.9	43.128	70.4	43.452	49.322	94.7	3:59.133	55.20	58.774	11:58:07.116
3-	39.499	21.678	94.1	43.396	73.5	44.264	47.629	99.4	3:16.466	67.19	16.107	12:01:23.582
4-	36.254	20.044	111.6	40.229	74.4	41.611	47.310	101.1	3:05.448	71.19	5.089	12:04:29.030
5-	35.511	19.833	116.5	40.079	73.2	41.139	46.281	100.5	3:02.843 (3)	72.20	2.484	12:07:31.873
6-	35.609	19.971	115.7	40.721	75.5	40.573	46.058	101.9	3:02.932	72.17	2.573	12:10:34.805
7-	34.615	19.652	115.9	39.659	75.1	40.624	45.809	101.6	3:00.359 (1)	73.20		12:13:35.164
8-	34.972	20.033	114.5	39.446	73.5	40.658	45.970	99.9	3:01.079 (2)	72.90	0.720	12:16:36.243

P25 11 A		Lotte UHRE					Honda NSF -					
IDEAL LAP TIME : 3:02.708		BEST LAP TIME : 3:02.708			DIFFERENCE : 0.000							
LAP	SECTOR 1	SECTOR 2	SECTOR 3	SECTOR 4	SECTOR 5	LAP TIME	MPH	DIFF	TIME OF DAY			
1-	OUTLAP	20.272	92.0	44.372	76.4	45.503	49.345	99.6				12:01:25.853
2-	38.780	21.674	106.3	42.553	74.4	43.578	48.273	98.1	3:14.858	67.75	12.150	12:04:40.711
3-	38.662	20.586	114.7	40.837	77.1	43.539	48.398	100.5	3:12.022	68.75	9.314	12:07:52.733
4-	38.202	19.858	115.9	40.513	76.4	43.035	46.291	102.7	3:07.899 (3)	70.26	5.191	12:11:00.632
5-	37.224	19.999	114.5	40.501	76.0	42.374	46.096	102.4	3:06.194 (2)	70.90	3.486	12:14:06.826
6-	36.267	19.481	114.3	40.146	76.0	41.746	45.068	105.2	3:02.708 (1)	72.25		12:17:09.534

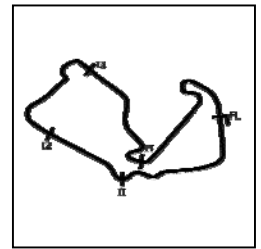
P26 13		Jacob CLARK					Honda NSF - Wilson Racing					
IDEAL LAP TIME : 3:02.600		BEST LAP TIME : 3:02.884			DIFFERENCE : 0.284							
LAP	SECTOR 1	SECTOR 2	SECTOR 3	SECTOR 4	SECTOR 5	LAP TIME	MPH	DIFF	TIME OF DAY			
1-	OUTLAP	25.144	77.6	47.120	54.1	49.591	51.589	93.8				11:56:09.639
2-	41.080	22.081	90.1	44.465	71.8	45.651	50.800	95.1	3:24.077	64.69	21.193	11:59:33.716
3-	39.745	21.795	92.9	42.758	72.0	43.905	49.012	99.0	3:17.215	66.94	14.331	12:02:50.931

MCRCB BULLETIN TK022

2017 MCE British Superbike Championship - Round 9

2017 HEL Performance British Motostar Std & ADAC NEC

FREE PRACTICE 1 - SECTOR ANALYSIS



SECTOR 1 = FL to I1, SECTOR 2 = I1 to I2, SECTOR 3 = I2 to I3, SECTOR 4 = I3 to I4, SECTOR 5 = I4 to FL, DIFF = Difference To Personal Best Lap, P = Crossed Finish Line in Pit Lane, D = Time Disallowed

4-	38.660	21.200	100.0	42.362	71.5	44.116	48.585	98.3	3:14.923	67.73	12.039	12:06:05.854
5-	37.639	20.378	102.1	40.904	78.3	42.323	46.869	100.7	3:08.113 (3)	70.18	5.229	12:09:13.967
6-	35.775	20.150	104.3	40.320	74.7	43.251	46.705	100.8	3:06.201 (2)	70.90	3.317	12:12:20.168
7-	35.849	20.360	108.2	39.402	77.4	41.679	45.594	101.8	3:02.884 (1)	72.19		12:15:23.052

P27 65 A		Filip REHACEK					Honda NSF - Brno Circuit Junior Racing Team					
IDEAL LAP TIME : 3:04.821		BEST LAP TIME : 3:05.443					DIFFERENCE : 0.622					
LAP	SECTOR 1	SECTOR 2	SECTOR 3	SECTOR 4	SECTOR 5	LAP TIME	MPH	DIFF	TIME OF DAY			
1-	OUTLAP	22.859	96.4	45.157	64.7	45.762	48.978	94.3		11:53:42.302		
2-	39.624	21.036	102.9	42.444	71.3	44.000	48.414	94.4	3:15.518	67.52	10.075	11:56:57.820
3-	40.980	21.005	106.3	40.652	73.0	42.308	47.363	96.2	3:12.308	68.65	6.865	12:00:10.128
4-	39.642	20.839	108.9	40.545	79.2	41.261	IN PIT		3:18.328 P	66.56	12.885	12:03:28.456
5-	OUTLAP	22.347	107.5	41.127	75.0	42.091	47.033	97.7	4:39.116	47.30	1:33.673	12:08:07.572
6-	38.028	20.835	110.3	38.923	77.1	41.162	46.495	96.4	3:05.443 (1)	71.19		12:11:13.015
7-	37.648	20.932	111.2	39.518	73.0	41.661	46.297	95.3	3:06.056 (3)	70.95	0.613	12:14:19.071
8-	38.035	20.884	111.1	39.437	74.7	41.243	46.253	96.8	3:05.852 (2)	71.03	0.409	12:17:24.923

P28 48		Ewan POTTER					Honda NSF -					
IDEAL LAP TIME : 3:05.857		BEST LAP TIME : 3:06.083					DIFFERENCE : 0.226					
LAP	SECTOR 1	SECTOR 2	SECTOR 3	SECTOR 4	SECTOR 5	LAP TIME	MPH	DIFF	TIME OF DAY			
1-	OUTLAP	22.483	92.9	46.183	72.0	45.645	50.732	96.7		11:53:35.110		
2-	39.243	21.471	94.2	43.680	73.5	46.045	IN PIT		3:34.180 P	61.64	28.097	11:57:09.290
3-	OUTLAP	21.985	101.5	44.262	71.3	44.596	49.509	94.7	11:04.714	19.86	7:58.631	12:08:14.004
4-	38.029	20.910	108.7	41.736	74.3	42.585	48.522	97.7	3:11.782 (3)	68.84	5.699	12:11:25.786
5-	37.896	20.789	112.2	40.163	78.7	41.296	47.223	100.7	3:07.367 (2)	70.46	1.284	12:14:33.153
6-	37.194	20.340	112.4	39.871	77.2	41.229	47.449	99.9	3:06.083 (1)	70.94		12:17:39.236

P29 19		Victor RODRIGUEZ					Honda NSF - GA Competition					
IDEAL LAP TIME : 3:17.960		BEST LAP TIME :					DIFFERENCE :					
LAP	SECTOR 1	SECTOR 2	SECTOR 3	SECTOR 4	SECTOR 5	LAP TIME	MPH	DIFF	TIME OF DAY			
1-	OUTLAP	22.970	92.1	44.170	66.9	44.612	IN PIT		P			11:54:00.272
2-	OUTLAP	23.708	84.8	41.986	60.1	44.577	50.524	88.3	4:15.610	51.65		11:58:15.882
3-	39.701	24.105	81.2	42.251	67.1	42.779	IN PIT		3:20.196 P	65.94		12:01:36.078

P30 52 A		Oliver KÖNIG					Honda NSF -					
IDEAL LAP TIME : 3:08.565		BEST LAP TIME :					DIFFERENCE :					
LAP	SECTOR 1	SECTOR 2	SECTOR 3	SECTOR 4	SECTOR 5	LAP TIME	MPH	DIFF	TIME OF DAY			
1-	OUTLAP	20.533	96.5	44.123	72.9	42.066	46.523	107.8				11:53:27.648

Weather / Track : Showers / Wet

MCRCB BULLETIN TK023**2017 MCE British Superbike Championship - Round 9****2017 HEL Performance British Motostar Std & ADAC NEC****FREE PRACTICE 1 - BEST SPEEDS**

POS	INTERMEDIATE 1		INTERMEDIATE 2		INTERMEDIATE 3		INTERMEDIATE 4		FINISH LINE			
	NO	NAME	MPH	NO	NAME	MPH	NO	NAME	MPH	NO	NAME	MPH
1			6	BUIS	120.9	4	ORGIS	83.4		4	ORGIS	111.8
2			1	GEIGER	120.2	3	ERHARD	82.1		26	OGDEN	109.2
3			56	ATKINS	120.2	2	STRUDWICK	81.9		33	DUNNIK	109.0
4			33	DUNNIK	119.8	33	DUNNIK	81.6		56	ATKINS	109.0
5			2	STRUDWICK	119.6	89	MORETON	81.1		2	STRUDWICK	108.8
6			30	COOK	119.6	6	BUIS	81.0		30	COOK	108.8
7			3	ERHARD	119.1	46	HOLE	81.0		3	ERHARD	108.3
8			8	SIEBDRATH	118.1	30	COOK	80.5		89	MORETON	107.9
9			54	FALCK	117.5	72	HORSMAN	80.3		24	FABER	107.9
10			26	OGDEN	117.5	26	OGDEN	80.1		72	HORSMAN	107.8
11			46	HOLE	117.5	45	SWANN	79.7		52	KÖNIG	107.8
12			4	ORGIS	117.1	54	FALCK	79.7		6	BUIS	107.6
13			66	OTTEN	116.7	24	FABER	79.4		46	HOLE	107.6
14			49	FREITAG	116.5	65	REHACEK	79.2		8	SIEBDRATH	107.2
15			81	WASLEY	116.5	8	SIEBDRATH	79.1		37	FRÖDE	107.1
16			11	UHRE	115.9	66	OTTEN	79.1		45	SWANN	106.7
17			72	HORSMAN	115.7	49	FREITAG	78.9		49	FREITAG	106.4
18			89	MORETON	115.5	48	POTTER	78.7		1	GEIGER	105.9
19			45	SWANN	115.5	13	CLARK	78.3		54	FALCK	105.5
20			22	MENDE	115.3	95	TURNER	77.8		66	OTTEN	105.5
21			37	FRÖDE	114.9	22	MENDE	77.6		95	TURNER	105.2
22			24	FABER	114.5	55	SCOTT	77.5		11	UHRE	105.2
23			48	POTTER	112.4	11	UHRE	77.1		55	SCOTT	105.0
24			95	TURNER	111.2	1	GEIGER	77.0		81	WASLEY	101.9
25			65	REHACEK	111.2	81	WASLEY	75.5		22	MENDE	101.8
26			55	SCOTT	109.2	56	ATKINS	74.3		13	CLARK	101.8
27			52	KÖNIG	109.2	52	KÖNIG	72.9		48	POTTER	100.7
28			13	CLARK	108.2	37	FRÖDE	72.8		65	REHACEK	97.7
29			19	RODRIGUEZ	92.1	19	RODRIGUEZ	67.1		19	RODRIGUEZ	88.3
30												

Weather / Track : Showers / Wet

Results can be found at www.tsl-timing.com

Silverstone GP

Circuit Length = 3.6673 miles

Start: 11:50 Flag 12:15 End: 12:18

Printed - 12:19 Friday, 08 September 2017

MCRCB BULLETIN TK024

2017 MCE British Superbike Championship - Round 9

2017 HEL Performance British Motostar Std & ADAC NEC

FREE PRACTICE 1 - BEST SECTORS

SECTOR 1		SECTOR 2		SECTOR 3		SECTOR 4		SECTOR 5		IDEAL / BEST COMPARISON											
POS	NO	TIME	NO	TIME	NO	TIME	NO	TIME	NO	TIME	POS	NO	NAME	IDEAL	BEST	DIFF					
														PERFECT LAP	2:40.653						
1	4	ORG	31.625	4	ORG	18.610	4	ORG	33.839	4	ORG	36.114	4	ORG	40.465	1	4	ORGIS	2:40.653	2:41.888	1.235
2	3	ERH	32.375	1	GEI	18.743	3	ERH	34.533	3	ERH	36.132	1	GEI	41.206	2	3	ERHARD	2:43.108	2:43.108	0.000
3	33	DUN	32.879	33	DUN	18.822	33	DUN	34.974	33	DUN	37.615	3	ERH	41.221	3	33	DUNNIK	2:46.431	2:46.672	0.241
4	1	GEI	33.028	3	ERH	18.847	2	STR	35.654	1	GEI	38.036	33	DUN	42.141	4	1	GEIGER	2:47.272	2:50.235	2.963
5	2	STR	33.220	2	STR	18.979	1	GEI	36.259	54	FAL	38.122	2	STR	42.401	5	2	STRUDWICK	2:48.485	2:48.542	0.057
6	89	MOR	33.287	6	BUI	19.110	45	SWA	36.324	30	COO	38.151	45	SWA	43.202	6	54	FALCK	2:51.108	2:51.929	0.821
7	8	SIE	33.539	22	MEN	19.119	54	FAL	36.458	2	STR	38.231	89	MOR	43.311	7	45	SWANN	2:51.197	2:52.109	0.912
8	45	SWA	33.559	30	COO	19.276	89	MOR	36.484	22	MEN	38.316	30	COO	43.320	8	89	MORETON	2:51.540	2:51.847	0.307
9	54	FAL	33.664	26	OGD	19.377	6	BUI	36.592	95	TUR	38.535	8	SIE	43.386	9	30	COOK	2:51.849	2:53.635	1.786
10	26	OGD	34.061	45	SWA	19.391	30	COO	36.804	45	SWA	38.721	54	FAL	43.437	10	22	MENDE	2:52.231	2:52.773	0.542
11	24	FAB	34.104	54	FAL	19.427	26	OGD	36.965	89	MOR	38.785	22	MEN	43.458	11	8	SIEBRATH	2:52.656	2:52.716	0.060
12	22	MEN	34.181	56	ATK	19.448	24	FAB	36.976	8	SIE	38.938	56	ATK	43.554	12	56	ATKINS	2:54.143	2:54.143	0.000
13	66	OTT	34.293	49	FRE	19.475	8	SIE	37.148	72	HOR	39.071	95	TUR	43.647	13	72	HORSMAN	2:54.259	2:54.427	0.168
14	30	COO	34.298	11	UHR	19.481	22	MEN	37.157	56	ATK	39.076	72	HOR	43.739	14	26	OGDEN	2:54.378	2:54.378	0.000
15	95	TUR	34.343	72	HOR	19.541	72	HOR	37.297	46	HOL	39.298	6	BUI	43.791	15	24	FABER	2:54.435	2:54.435	0.000
16	56	ATK	34.355	66	OTT	19.548	66	OTT	37.533	24	FAB	39.364	37	FRO	44.002	16	6	BUIS	2:54.521	2:55.959	1.438
17	49	FRE	34.404	52	KON	19.620	49	FRE	37.640	49	FRE	39.371	46	HOL	44.249	17	95	TURNER	2:54.638	2:56.058	1.420
18	37	FRO	34.569	8	SIE	19.645	56	ATK	37.710	66	OTT	39.476	24	FAB	44.250	18	66	OTTEN	2:55.101	2:56.294	1.193
19	72	HOR	34.611	81	WAS	19.652	46	HOL	37.737	26	OGD	39.552	66	OTT	44.251	19	49	FREITAG	2:55.179	2:55.230	0.051
20	81	WAS	34.615	89	MOR	19.673	95	TUR	38.253	55	SCO	39.613	49	FRE	44.289	20	46	HOLE	2:56.545	2:56.557	0.012
21	55	SCO	34.906	24	FAB	19.741	37	FRO	38.389	6	BUI	39.701	26	OGD	44.423	21	37	FRODE	2:56.799	2:59.325	2.526
22	6	BUI	35.327	95	TUR	19.860	55	SCO	38.716	37	FRO	39.944	11	UHR	45.068	22	55	SCOTT	2:58.819	2:58.968	0.149
23	46	HOL	35.380	46	HOL	19.881	65	REH	38.923	81	WAS	40.573	55	SCO	45.568	23	81	WASLEY	3:00.095	3:00.359	0.264
24	13	CLA	35.775	37	FRO	19.895	13	CLA	39.402	65	REH	41.162	13	CLA	45.594	24	13	CLARK	3:02.600	3:02.884	0.284
25	52	KON	36.233	55	SCO	20.016	81	WAS	39.446	48	POT	41.229	81	WAS	45.809	25	11	UHRE	3:02.708	3:02.708	0.000
26	11	UHR	36.267	13	CLA	20.150	48	POT	39.871	13	CLA	41.679	65	REH	46.253	26	65	REHACEK	3:04.821	3:05.443	0.622
27	48	POT	37.194	48	POT	20.340	11	UHR	40.146	11	UHR	41.746	52	KON	46.523	27	48	POTTER	3:05.857	3:06.083	0.226
28	65	REH	37.648	65	REH	20.835	19	ROD	41.986	52	KON	42.066	48	POT	47.223	28	52	KONIG	3:08.565		
29	19	ROD	39.701	19	ROD	22.970	52	KON	44.123	19	ROD	42.779	19	ROD	50.524	29	19	RODRIGUEZ	3:17.960		
30																30	9	VLEESCHAUWER		2:47.186	

Weather / Track : Showers / Wet

Results can be found at www.tsl-timing.com

Silverstone GP

Circuit Length = 3.6673 miles

Start: 11:50 Flag 12:15 End: 12:18

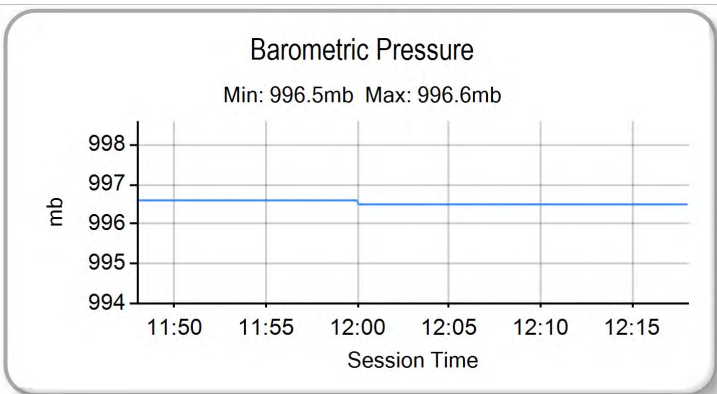
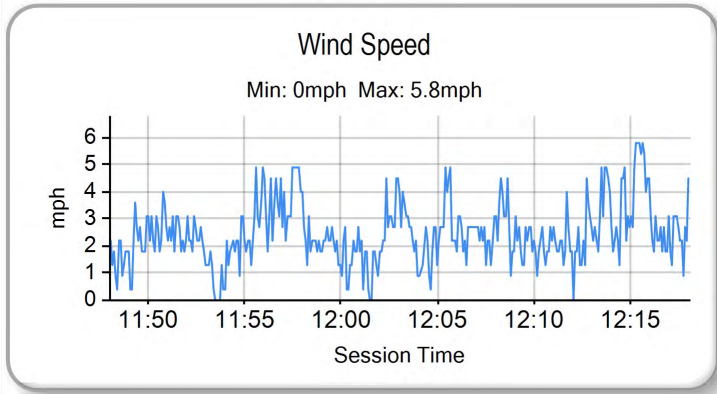
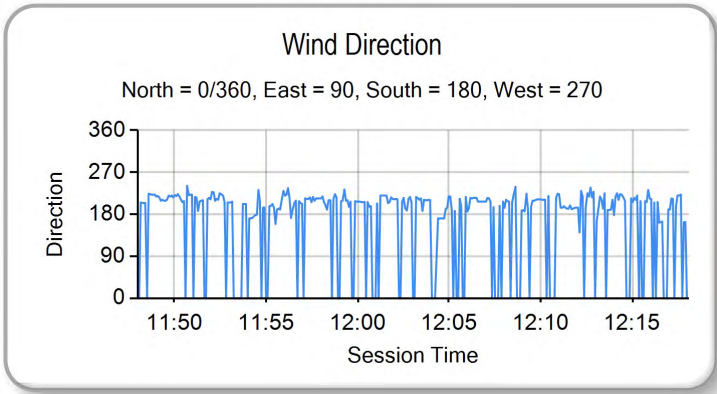
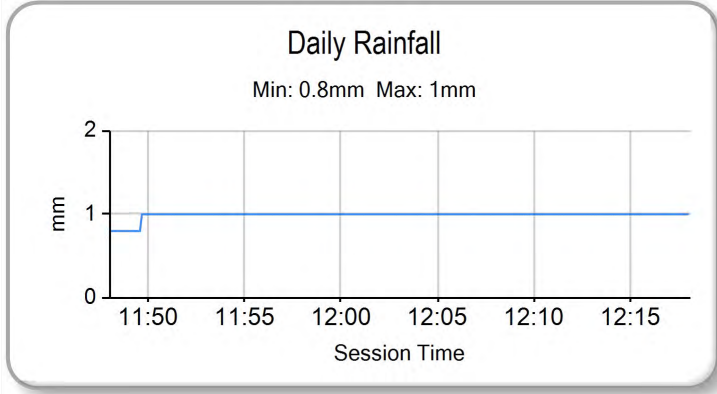
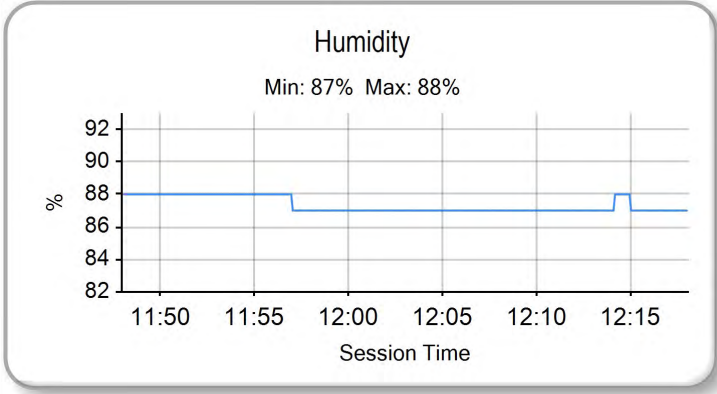
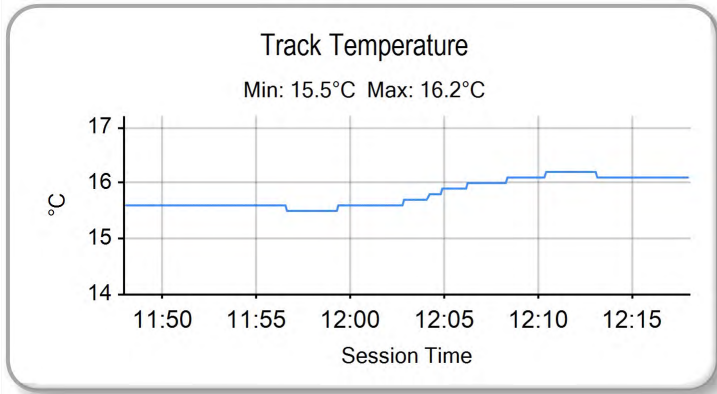
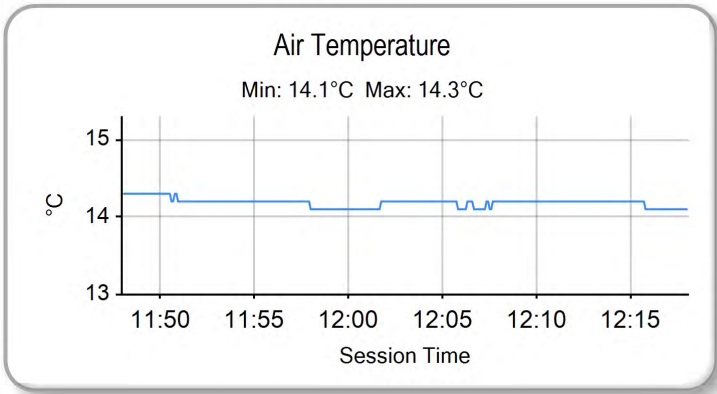
Printed - 12:19 Friday, 08 September 2017

MCRCB BULLETIN TK025

2017 MCE British Superbike Championship - Round 9

2017 HEL Performance British Motostar Std & ADAC NEC

FREE PRACTICE 1 - WEATHER CONDITIONS



Weather / Track : Showers / Wet

Results can be found at www.tsl-timing.com

Silverstone GP
Circuit Length = 3.6673 miles
Start: 11:50 Flag 12:15 End: 12:18

Printed - 12:20 Friday, 08 September 2017

MCRCB BULLETIN TK046**2017 MCE British Superbike Championship - Round 9****2017 HEL Performance British Motostar GP & ADAC NEC****FREE PRACTICE 2 - CLASSIFICATION**

POS	NO	CL	PIC NAME	ENTRY	TIME	ON	LAPS	GAP	DIFF	MPH
1	69		1 Tom BOOTH-AMOS	KTM - City Lifting RS Racing	2:23.402	6	6			92.06
2	47		2 Jake ARCHER	KTM - City Lifting RS Racing	2:25.257	6	6	1.855	1.855	90.88
3	79		3 Storm STACEY	Kalex - FPW Racing	2:26.003	10	10	2.601	0.746	90.42
4	64		4 Asher DURHAM	Mahindra - Microlise Cresswell Racing	2:26.064	5	5	2.662	0.061	90.38
5	44		5 Edmund BEST	KTM - SymCirrus Motorsport	2:26.179	7	8	2.777	0.115	90.31
6	52		6 Jorel BOERBOOM	Kalex KTM - Fireplace Warehouse	2:26.883	10	10	3.481	0.704	89.88
7	34		7 Liam DELVES	DR-Moto - Stauf Connect Academy / Dr-Moto	2:26.914	9	9	3.512	0.031	89.86
8	3		8 Richard KERR	KTM - North West Racing	2:27.539	8	9	4.137	0.625	89.48
9	41	A	1 Jan-Ole JÄHNIG	KTM - Freudenbrug / ADAC Hessen Thür.	2:28.447	8	8	5.045	0.908	88.93
10	15		9 Eugene McMANUS	KTM - RS Racing / E15 Racing	2:30.516	3	5	7.114	2.069	87.71
11	23		10 Sam LLEWELLYN	KTM - SymCirrus Motorsport	2:31.187	8	8	7.785	0.671	87.32
12	35		11 Elliot LODGE	FTR - Spike Racing / SP125	2:31.589	8	8	8.187	0.402	87.09
13	99		12 Stephen CAMPBELL	Honda - Campbell Racing	2:32.351	8	8	8.949	0.762	86.65
14	25		13 Mike BROUWERS	KTM - TEC7-Joma / Brouwersracingteam	2:32.364	9	9	8.962	0.013	86.65
15	27		14 Josh HODGE	KTM - Team HPR	2:32.740	9	9	9.338	0.376	86.43
16	20		15 Joel MARKLUND	KTM - Marklund Solutions / SP125	2:33.917	8	8	10.515	1.177	85.77
17	17		16 Tom CARNE	Tigcraft - Neatafan / Tigcraft Racing	2:34.519	4	5	11.117	0.602	85.44
18	61	A	2 Ernst DUBBINK	Honda - Ernst Dubbink Eveno Racing	2:37.534	9	9	14.132	3.015	83.80
19	77	A	3 Ruben BIJMAN	Honda - B.V. Racing Moto 3	2:37.583	8	9	14.181	0.049	83.78
QUALIFYING LAPTIME (110.0% of 2:23.402) = 2:37.742										
20	54		17 Sam BURMAN	KTM - TeamWNT / Burman Racing	2:43.441	7	7	20.039	5.858	80.77
21	12		18 Edward RENDELL	KTM - Banks Racing			1			

Silverstone GP
 Circuit Length = 3.6673 miles
 Start: 14:55 Flag 15:20 End: 15:23

Weather / Track : Bright / Drying

These results are provisional until the conclusion of any judicial and technical matters.

Race Director :	Stewards :	Timekeeper :
-----------------	------------	--------------

Results can be found at www.britishsuperbike.com

Printed - 15:23 Friday, 08 September 2017

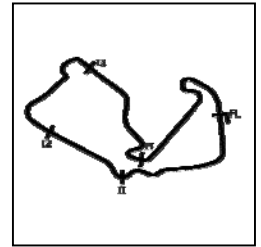


MCRCB BULLETIN TK047

2017 MCE British Superbike Championship - Round 9

2017 HEL Performance British Motostar GP & ADAC NEC

FREE PRACTICE 2 - SECTOR ANALYSIS



SECTOR 1 = FL to I1, SECTOR 2 = I1 to I2, SECTOR 3 = I2 to I3, SECTOR 4 = I3 to I4, SECTOR 5 = I4 to FL, DIFF = Difference To Personal Best Lap, P = Crossed Finish Line in Pit Lane, D = Time Disallowed

P1 69		Tom BOOTH-AMOS					KTM - City Lifting RS Racing					
IDEAL LAP TIME : 2:23.402		BEST LAP TIME : 2:23.402					DIFFERENCE : 0.000					
LAP	SECTOR 1	SECTOR 2	SECTOR 3	SECTOR 4	SECTOR 5	LAP TIME	MPH	DIFF	TIME OF DAY			
1-	OUTLAP	17.885	128.0	34.137	89.3	34.555	38.704	115.1		15:08:19.412		
2-	29.713	18.068	129.0	32.233	86.4	33.161	37.913	121.3	2:31.088	87.38	7.686	15:10:50.500
3-	28.922	17.607	129.5	31.008	90.4	32.374	37.373	121.7	2:27.284	89.63	3.882	15:13:17.784
4-	28.673	17.188	130.0	30.587	93.3	31.999	37.254	123.1	2:25.701 (3)	90.61	2.299	15:15:43.485
5-	28.376	17.032	129.3	30.222	93.9	32.148	37.226	122.4	2:25.004 (2)	91.04	1.602	15:18:08.489
6-	28.254	16.721	130.0	30.027	96.1	31.663	36.737	121.7	2:23.402 (1)	92.06		15:20:31.891

P2 47		Jake ARCHER					KTM - City Lifting RS Racing					
IDEAL LAP TIME : 2:24.613		BEST LAP TIME : 2:25.257					DIFFERENCE : 0.644					
LAP	SECTOR 1	SECTOR 2	SECTOR 3	SECTOR 4	SECTOR 5	LAP TIME	MPH	DIFF	TIME OF DAY			
1-	OUTLAP	17.571	130.8	33.622	91.0	33.880	38.220	122.4				15:10:08.078
2-	30.272	17.166	131.5	31.649	93.5	33.261	37.897	123.3	2:30.245	87.87	4.988	15:12:38.323
3-	29.324	16.954	132.1	31.845	94.3	32.887	37.858	122.4	2:28.868	88.68	3.611	15:15:07.191
4-	29.026	16.758	132.1	31.366	94.9	32.751	37.589	123.1	2:27.490 (3)	89.51	2.233	15:17:34.681
5-	28.648	16.499	133.9	30.742	97.3	32.637	37.010	125.7	2:25.536 (2)	90.71	0.279	15:20:00.217
6-	28.965	16.498	135.0	31.069	98.5	32.338	36.387	124.3	2:25.257 (1)	90.88		15:22:25.474

P3 79		Storm STACEY					Kalex - FPW Racing					
IDEAL LAP TIME : 2:25.966		BEST LAP TIME : 2:26.003					DIFFERENCE : 0.037					
LAP	SECTOR 1	SECTOR 2	SECTOR 3	SECTOR 4	SECTOR 5	LAP TIME	MPH	DIFF	TIME OF DAY			
1-	OUTLAP	20.187	119.4	35.994	87.1	34.567	43.263	96.4				14:57:53.969
2-	32.630	18.211	128.3	33.725	85.7	34.951	39.720	116.6	2:39.237	82.91	13.234	15:00:33.206
3-	30.331	17.894	128.3	33.149	89.4	34.414	38.888	116.3	2:34.676	85.35	8.673	15:03:07.882
4-	30.729	17.724	130.3	32.463	92.0	35.458	IN PIT		2:47.289 P	78.91	21.286	15:05:55.171
5-	OUTLAP	18.205	123.1	33.049	91.0	34.673	39.181	120.0	4:04.515	53.99	1:38.512	15:09:59.686
6-	30.165	17.419	130.8	32.414	91.4	34.183	39.018	119.3	2:33.199	86.17	7.196	15:12:32.885
7-	29.468	17.303	129.5	31.865	91.4	33.644	37.819	120.2	2:30.099	87.95	4.096	15:15:02.984
8-	29.176	17.181	129.5	31.284	94.5	34.139	37.860	119.5	2:29.640 (3)	88.22	3.637	15:17:32.624
9-	28.977	16.969	129.8	30.908	94.6	33.016	37.366	120.4	2:27.236 (2)	89.66	1.233	15:19:59.860
10-	28.682	17.006	129.3	30.729	94.5	32.677	36.909	122.9	2:26.003 (1)	90.42		15:22:25.863

P4 64		Asher DURHAM					Mahindra - Microlise Cresswell Racing					
IDEAL LAP TIME : 2:25.915		BEST LAP TIME : 2:26.064					DIFFERENCE : 0.149					
LAP	SECTOR 1	SECTOR 2	SECTOR 3	SECTOR 4	SECTOR 5	LAP TIME	MPH	DIFF	TIME OF DAY			
1-	OUTLAP	19.899	119.8	40.364	81.0	36.836	IN PIT		P			14:58:46.695
2-	OUTLAP	18.236	129.0	33.511	90.0	34.668	39.132	117.2	16:05.254	13.67	13:39.190	15:14:51.949
3-	29.533	17.354	130.5	31.658	94.1	33.128	37.992	119.3	2:29.665 (3)	88.21	3.601	15:17:21.614
4-	28.968	16.903	131.0	31.248	94.2	32.661	37.197	120.0	2:26.977 (2)	89.82	0.913	15:19:48.591
5-	28.533	16.766	131.0	30.785	94.9	32.810	37.170	120.8	2:26.064 (1)	90.38		15:22:14.655

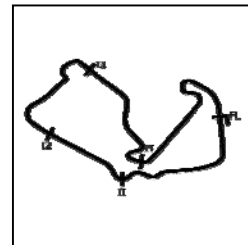
P5 44		Edmund BEST					KTM - SymCirrus Motorsport					
IDEAL LAP TIME : 2:26.064		BEST LAP TIME : 2:26.179					DIFFERENCE : 0.115					
LAP	SECTOR 1	SECTOR 2	SECTOR 3	SECTOR 4	SECTOR 5	LAP TIME	MPH	DIFF	TIME OF DAY			
1-	OUTLAP	20.034	120.6	35.488	88.3	34.868	IN PIT		P			14:57:53.636
2-	OUTLAP	18.099	124.2	33.204	91.5	33.349	38.734	115.3	7:47.978	28.21	5:21.799	15:05:41.614
3-	29.490	17.405	126.6	32.352	92.5	33.097	38.446	119.3	2:30.790	87.55	4.611	15:08:12.404
4-	29.385	17.484	126.1	31.915	91.9	32.999	38.411	119.1	2:30.194	87.90	4.015	15:10:42.598
5-	30.451	17.551	126.8	32.471	88.1	33.130	38.273	118.9	2:31.876	86.92	5.697	15:13:14.474
6-	29.493	17.183	126.6	31.553	93.2	32.812	37.806	119.3	2:28.847 (3)	88.69	2.668	15:15:43.321
7-	28.835	17.025	129.3	30.755	94.3	32.294	37.270	120.0	2:26.179 (1)	90.31		15:18:09.500
8-	28.786	17.025	126.8	30.689	92.0	32.635	37.484	119.3	2:26.619 (2)	90.04	0.440	15:20:36.119

P6 52		Jorel BOERBOOM					Kalex KTM - Fireplace Warehouse				
IDEAL LAP TIME : 2:26.662		BEST LAP TIME : 2:26.883					DIFFERENCE : 0.221				
LAP	SECTOR 1	SECTOR 2	SECTOR 3	SECTOR 4	SECTOR 5	LAP TIME	MPH	DIFF	TIME OF DAY		

Weather / Track : Bright / Drying

Silverstone GP
Circuit Length = 3.6673 miles
Start: 14:55 Flag 15:20 End: 15:23

FREE PRACTICE 2 - SECTOR ANALYSIS



SECTOR 1 = FL to I1, SECTOR 2 = I1 to I2, SECTOR 3 = I2 to I3, SECTOR 4 = I3 to I4, SECTOR 5 = I4 to FL, DIFF = Difference To Personal Best Lap, P = Crossed Finish Line in Pit Lane, D = Time Disallowed

1-	OUTLAP	19.540	122.4	37.601	86.8	35.348	42.248	111.0				14:57:54.395
2-	31.914	18.567	126.1	34.198	88.5	35.110	40.092	116.6	2:39.881	82.57	12.998	15:00:34.276
3-	30.762	17.952	127.3	33.466	90.6	34.844	40.346	118.2	2:37.370	83.89	10.487	15:03:11.646
4-	30.897	17.804	127.3	33.437	90.5	34.903	IN PIT		2:47.109 P	79.00	20.226	15:05:58.755
5-	OUTLAP	17.669	127.0	33.006	88.5	34.641	39.163	120.0	4:00.653	54.86	1:33.770	15:09:59.408
6-	30.111	17.671	126.3	32.308	89.8	34.204	38.901	120.4	2:33.195	86.18	6.312	15:12:32.603
7-	30.045	17.177	130.3	31.856	92.5	33.876	38.062	121.7	2:31.016	87.42	4.133	15:15:03.619
8-	29.211	17.102	129.8	31.672	92.8	33.555	37.840	122.0	2:29.380 (3)	88.38	2.497	15:17:32.999
9-	28.976	16.892	130.3	31.109	94.3	32.915	37.265	123.1	2:27.157 (2)	89.71	0.274	15:20:00.156
10-	28.663	16.849	131.3	30.970	96.0	32.974	37.427	122.0	2:26.883 (1)	89.88		15:22:27.039

P7 34		Liam DELVES					DR-Moto - Stauff Connect Academy / Dr-Moto					
IDEAL LAP TIME : 2:26.914		BEST LAP TIME : 2:26.914					DIFFERENCE : 0.000					
LAP	SECTOR 1	SECTOR 2		SECTOR 3		SECTOR 4	SECTOR 5		LAP TIME	MPH	DIFF	TIME OF DAY
1-	OUTLAP	19.266	124.7	37.034	83.2	35.994	40.167	118.2				14:59:36.214
2-	31.473	17.948	124.7	33.041	90.3	34.685	39.887	118.0	2:37.034	84.07	10.120	15:02:13.248
3-	30.448	17.496	125.9	32.636	90.1	33.634	38.334	118.7	2:32.548	86.54	5.634	15:04:45.796
4-	29.927	17.394	125.4	32.098	90.3	33.338	37.869	119.3	2:30.626	87.65	3.712	15:07:16.422
5-	29.930	17.342	125.4	31.624	93.2	33.284	37.954	119.3	2:30.134 (3)	87.93	3.220	15:09:46.556
6-	29.520	17.183	126.3	31.391	91.3	33.030	37.669	119.7	2:28.793 (2)	88.72	1.879	15:12:15.349
7-	31.341	18.704	119.1	32.935	90.9	34.142	IN PIT		2:40.188 P	82.41	13.274	15:14:55.537
8-	OUTLAP	17.920	124.5	31.785	92.3	32.908	38.755	119.3	3:34.259	61.61	1:07.345	15:18:29.796
9-	28.870	17.008	126.3	31.092	95.5	32.481	37.463	119.7	2:26.914 (1)	89.86		15:20:56.710

P8 3		Richard KERR					KTM - North West Racing					
IDEAL LAP TIME : 2:27.121		BEST LAP TIME : 2:27.539					DIFFERENCE : 0.418					
LAP	SECTOR 1	SECTOR 2		SECTOR 3		SECTOR 4	SECTOR 5		LAP TIME	MPH	DIFF	TIME OF DAY
1-	OUTLAP	19.410	125.4	36.871	84.7	35.743	40.527	118.9				14:59:36.879
2-	31.069	17.737	128.8	33.446	91.0	33.996	IN PIT		2:42.448 P	81.27	14.909	15:02:19.327
3-	OUTLAP	17.971	125.2	33.323	91.1	34.433	39.258	119.3	3:49.299	57.57	1:21.760	15:06:08.626
4-	29.828	17.531	126.1	32.260	84.5	33.340	39.191	119.3	2:32.150	86.77	4.611	15:08:40.776
5-	29.271	17.458	127.0	31.758	89.7	33.434	37.875	120.6	2:29.796	88.13	2.257	15:11:10.572
6-	34.642	17.756	127.0	31.974	86.7	35.948	39.613	119.1	2:39.933	82.54	12.394	15:13:50.505
7-	29.195	17.417	126.8	31.312	92.1	32.728	38.231	120.0	2:28.883 (3)	88.67	1.344	15:16:19.388
8-	28.946	17.110	127.8	30.751	91.9	32.685	38.047	119.7	2:27.539 (1)	89.48		15:18:46.927
9-	28.821	17.046	127.5	30.884	93.2	32.628	38.401	119.1	2:27.780 (2)	89.33	0.241	15:21:14.707

P9 41 A		Jan-Ole JÄHNIG					KTM - Freudenbrug / ADAC Hessen Thür.					
IDEAL LAP TIME : 2:28.307		BEST LAP TIME : 2:28.447					DIFFERENCE : 0.140					
LAP	SECTOR 1	SECTOR 2		SECTOR 3		SECTOR 4	SECTOR 5		LAP TIME	MPH	DIFF	TIME OF DAY
1-	OUTLAP	18.609	124.0	36.445	86.9	37.180	40.925	117.4				14:57:57.087
2-	32.204	17.815	128.5	34.002	90.1	35.337	IN PIT		2:45.274 P	79.88	16.827	15:00:42.361
3-	OUTLAP	17.824	126.6	35.741	90.6	35.361	40.346	117.6	6:49.470	32.24	4:21.023	15:07:31.831
4-	32.259	17.562	128.3	34.175	89.5	34.423	38.743	121.5	2:37.162	84.00	8.715	15:10:08.993
5-	31.282	16.949	130.8	33.769	90.5	33.714	38.650	120.2	2:34.364	85.52	5.917	15:12:43.357
6-	30.805	16.942	129.0	32.596	91.6	33.525	38.072	120.0	2:31.940 (3)	86.89	3.493	15:15:15.297
7-	30.664	16.697	130.0	31.700	92.3	33.275	37.831	121.1	2:30.167 (2)	87.91	1.720	15:17:45.464
8-	29.627	16.637	130.3	31.840	88.8	32.869	37.474	120.4	2:28.447 (1)	88.93		15:20:13.911

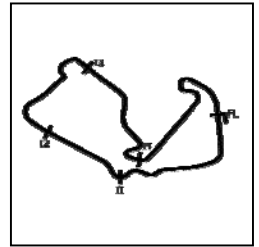
P10 15		Eugene McMANUS					KTM - RS Racing / E15 Racing					
IDEAL LAP TIME : 2:29.750		BEST LAP TIME : 2:30.516					DIFFERENCE : 0.766					
LAP	SECTOR 1	SECTOR 2		SECTOR 3		SECTOR 4	SECTOR 5		LAP TIME	MPH	DIFF	TIME OF DAY
1-	OUTLAP	19.278	128.3	35.002	82.1	35.299	39.155	121.3				15:11:13.069
2-	29.604	17.723	131.3	32.355	88.7	34.167	39.575	118.4	2:33.424 (2)	86.05	2.908	15:13:46.493
3-	29.123	17.418	130.3	31.668	89.4	33.766	38.541	121.3	2:30.516 (1)	87.71		15:16:17.009
4-	29.285	17.478	129.3	31.309	88.8	34.152	IN PIT		2:35.941 P	84.66	5.425	15:18:52.950
5-	OUTLAP	17.196	130.5	31.515	86.4	33.581	42.955	119.5	3:13.514	68.22	42.998	15:22:06.464

MCRCB BULLETIN TK047

2017 MCE British Superbike Championship - Round 9

2017 HEL Performance British Motostar GP & ADAC NEC

FREE PRACTICE 2 - SECTOR ANALYSIS



SECTOR 1 = FL to I1, SECTOR 2 = I1 to I2, SECTOR 3 = I2 to I3, SECTOR 4 = I3 to I4, SECTOR 5 = I4 to FL, DIFF = Difference To Personal Best Lap, P = Crossed Finish Line in Pit Lane, D = Time Disallowed

P11 23		Sam LLEWELLYN					KTM - SymCirrus Motorsport					
IDEAL LAP TIME : 2:30.430		BEST LAP TIME : 2:31.187					DIFFERENCE : 0.757					
LAP	SECTOR 1	SECTOR 2	SECTOR 3	SECTOR 4	SECTOR 5	LAP TIME	MPH	DIFF	TIME OF DAY			
1-	OUTLAP	19.357	118.9	36.664	85.4	35.728	IN PIT	P	14:58:00.732			
2-	OUTLAP	18.903	123.3	35.230	89.8	35.512	IN PIT	P 67.37	15:01:16.680			
3-	OUTLAP	19.120	122.2	34.202	90.0	35.365	41.670	109.9	7:02.941	31.21	4:31.754	15:08:19.621
4-	31.232	17.957	125.2	32.470	90.4	34.283	39.552	118.0	2:35.494	84.90	4.307	15:10:55.115
5-	31.304	17.743	127.0	32.677	91.9	33.857	39.694	116.6	2:35.275	85.02	4.088	15:13:30.390
6-	30.025	17.439	125.4	31.671	88.5	34.095	38.662	117.0	2:31.892 (3)	86.91	0.705	15:16:02.282
7-	30.296	17.516	126.6	31.719	92.3	33.367	38.313	117.8	2:31.211 (2)	87.31	0.024	15:18:33.493
8-	29.695	17.388	125.4	31.667	91.0	33.584	38.853	117.4	2:31.187 (1)	87.32		15:21:04.680

P12 35		Elliot LODGE					FTR - Spike Racing / SP125					
IDEAL LAP TIME : 2:31.589		BEST LAP TIME : 2:31.589					DIFFERENCE : 0.000					
LAP	SECTOR 1	SECTOR 2	SECTOR 3	SECTOR 4	SECTOR 5	LAP TIME	MPH	DIFF	TIME OF DAY			
1-	OUTLAP	18.672	121.3	37.170	86.1	36.221	41.476	114.1				14:57:58.365
2-	32.198	18.598	125.9	35.825	87.7	36.730	IN PIT		2:52.270 P	76.63	20.681	15:00:50.635
3-	OUTLAP	19.489	125.2	37.042	87.3	36.033	40.824	114.7	7:13.929	30.42	4:42.340	15:08:04.564
4-	31.604	18.335	126.6	33.650	89.8	34.736	39.576	117.8	2:37.901	83.61	6.312	15:10:42.465
5-	30.749	17.626	128.3	33.667	87.0	34.501	39.617	119.5	2:36.160	84.54	4.571	15:13:18.625
6-	30.007	17.430	127.5	32.805	88.0	34.236	39.165	118.0	2:33.643 (2)	85.92	2.054	15:15:52.268
7-	30.420	17.580	126.8	32.835	87.8	34.320	39.190	118.7	2:34.345 (3)	85.53	2.756	15:18:26.613
8-	29.876	17.221	127.3	32.392	89.8	33.561	38.539	119.7	2:31.589 (1)	87.09		15:20:58.202

P13 99		Stephen CAMPBELL					Honda - Campbell Racing					
IDEAL LAP TIME : 2:32.351		BEST LAP TIME : 2:32.351					DIFFERENCE : 0.000					
LAP	SECTOR 1	SECTOR 2	SECTOR 3	SECTOR 4	SECTOR 5	LAP TIME	MPH	DIFF	TIME OF DAY			
1-	OUTLAP	19.418	117.3	37.782	83.6	36.984	41.784	112.6				14:58:00.233
2-	31.172	18.304	121.1	34.242	87.8	34.754	40.815	111.8	2:39.287	82.88	6.936	15:00:39.520
3-	30.363	18.156	118.5	33.670	88.7	34.403	40.408	112.4	2:37.000	84.09	4.649	15:03:16.520
4-	31.875	18.727	111.4	35.246	87.8	35.101	IN PIT		2:46.575 P	79.25	14.224	15:06:03.095
5-	OUTLAP	18.282	117.5	34.867	87.1	34.846	40.377	112.2	6:44.047	32.67	4:11.696	15:12:47.142
6-	31.024	18.181	119.1	33.168	89.1	34.137	39.691	112.6	2:36.201 (3)	84.52	3.850	15:15:23.343
7-	30.017	17.879	119.6	32.202	90.0	33.885	39.461	112.2	2:33.444 (2)	86.04	1.093	15:17:56.787
8-	29.939	17.812	118.9	31.957	91.5	33.370	39.273	113.1	2:32.351 (1)	86.65		15:20:29.138

P14 25		Mike BROUWERS					KTM - TEC7-Joma / Brouwersracingteam					
IDEAL LAP TIME : 2:32.364		BEST LAP TIME : 2:32.364					DIFFERENCE : 0.000					
LAP	SECTOR 1	SECTOR 2	SECTOR 3	SECTOR 4	SECTOR 5	LAP TIME	MPH	DIFF	TIME OF DAY			
1-	OUTLAP	19.113	120.2	36.529	80.0	37.598	41.835	113.5				14:58:31.637
2-	31.355	18.407	122.0	34.623	84.0	36.712	41.383	114.7	2:42.480	81.25	10.116	15:01:14.117
3-	30.876	18.143	121.7	34.423	86.2	36.090	40.697	114.3	2:40.229	82.39	7.865	15:03:54.346
4-	31.035	18.088	122.9	34.116	86.5	35.843	40.652	114.3	2:39.734 (3)	82.65	7.370	15:06:34.080
5-	30.933	18.191	122.0	33.916	85.3	36.281	40.669	114.1	2:39.990	82.52	7.626	15:09:14.070
6-	30.740	17.971	122.4	33.834	85.9	35.801	40.554	114.7	2:38.900 (2)	83.08	6.536	15:11:52.970
7-	31.101	19.194	118.7	35.032	82.3	36.230	IN PIT		2:50.306 P	77.52	17.942	15:14:43.276
8-	OUTLAP	18.583	121.7	35.663	84.6	34.802	39.565	115.5	5:09.485	42.65	2:37.121	15:19:52.761
9-	29.762	17.748	122.2	32.105	89.8	33.991	38.758	115.9	2:32.364 (1)	86.65		15:22:25.125

P15 27		Josh HODGE					KTM - Team HPR					
IDEAL LAP TIME : 2:32.667		BEST LAP TIME : 2:32.740					DIFFERENCE : 0.073					
LAP	SECTOR 1	SECTOR 2	SECTOR 3	SECTOR 4	SECTOR 5	LAP TIME	MPH	DIFF	TIME OF DAY			
1-	OUTLAP	18.882	123.5	35.217	85.4	36.905	40.582	115.7				15:00:57.662
2-	30.896	18.176	122.4	34.191	85.4	35.370	40.244	114.7	2:38.877	83.09	6.137	15:03:36.539
3-	30.822	18.121	124.0	33.700	88.8	35.137	39.884	117.2	2:37.664	83.73	4.924	15:06:14.203
4-	30.424	18.028	123.5	33.114	89.2	34.848	39.894	116.8	2:36.308	84.46	3.568	15:08:50.511
5-	30.403	17.857	124.7	32.938	89.5	34.597	39.600	117.6	2:35.395	84.96	2.655	15:11:25.906
6-	30.267	17.706	125.2	32.675	89.0	34.582	39.034	118.0	2:34.264 (3)	85.58	1.524	15:14:00.170
7-	30.105	17.691	124.2	32.557	88.7	34.728	39.324	117.4	2:34.405	85.50	1.665	15:16:34.575

Weather / Track : Bright / Drying

Silverstone GP

Circuit Length = 3.6673 miles

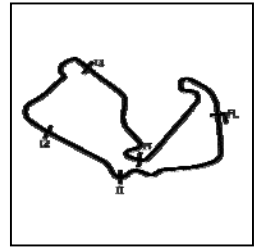
Start: 14:55 Flag 15:20 End: 15:23

MCRCB BULLETIN TK047

2017 MCE British Superbike Championship - Round 9

2017 HEL Performance British Motostar GP & ADAC NEC

FREE PRACTICE 2 - SECTOR ANALYSIS



SECTOR 1 = FL to I1, SECTOR 2 = I1 to I2, SECTOR 3 = I2 to I3, SECTOR 4 = I3 to I4, SECTOR 5 = I4 to FL, DIFF = Difference To Personal Best Lap, P = Crossed Finish Line in Pit Lane, D = Time Disallowed

8-	30.155	17.580	124.7	32.410	88.3	34.179	39.016	116.8	2:33.340 (2)	86.09	0.600	15:19:07.915
9-	29.864	17.577	124.0	32.219	91.1	34.252	38.828	118.0	2:32.740 (1)	86.43		15:21:40.655

P16 20		Joel MARKLUND					KTM - Marklund Solutions / SP125					
IDEAL LAP TIME : 2:33.917		BEST LAP TIME : 2:33.917					DIFFERENCE : 0.000					
LAP	SECTOR 1	SECTOR 2	SECTOR 3	SECTOR 4	SECTOR 5	LAP TIME	MPH	DIFF	TIME OF DAY			
1-	OUTLAP	18.547	127.0	37.192	82.9	37.203	41.669	112.0				14:57:59.904
2-	32.601	18.017	126.3	35.029	87.7	36.415	41.832	112.6	2:43.894	80.55	9.977	15:00:43.798
3-	32.130	18.515	122.6	35.664	88.3	37.694	IN PIT		2:55.705 P	75.13	21.788	15:03:39.503
4-	OUTLAP	19.396	117.9	35.793	85.2	35.248	40.139	118.2	7:15.488	30.31	4:41.571	15:10:54.991
5-	30.966	17.765	124.9	33.497	91.8	34.840	39.507	119.3	2:36.575	84.31	2.658	15:13:31.566
6-	30.448	17.532	125.6	33.160	90.0	34.649	39.333	118.7	2:35.122 (2)	85.10	1.205	15:16:06.688
7-	30.547	17.606	125.4	33.202	91.1	35.154	39.519	119.1	2:36.028 (3)	84.61	2.111	15:18:42.716
8-	30.411	17.433	125.4	33.036	90.8	34.150	38.887	120.0	2:33.917 (1)	85.77		15:21:16.633

P17 17		Tom CARNE					Tigcraft - Neatafan / Tigcraft Racing					
IDEAL LAP TIME : 2:33.786		BEST LAP TIME : 2:34.519					DIFFERENCE : 0.733					
LAP	SECTOR 1	SECTOR 2	SECTOR 3	SECTOR 4	SECTOR 5	LAP TIME	MPH	DIFF	TIME OF DAY			
1-	OUTLAP	20.816	120.9	45.073	68.8	41.130	IN PIT			P		15:02:23.217
2-	OUTLAP	19.055	123.5	37.720	79.7	36.750	42.179	112.2	10:44.343	20.48	8:09.824	15:13:07.560
3-	31.959	17.728	125.4	34.350	84.4	34.555	38.757	114.9	2:37.349 (3)	83.90	2.830	15:15:44.909
4-	30.724	17.291	126.1	32.994	88.4	34.286	39.224	111.4	2:34.519 (1)	85.44		15:18:19.428
5-	30.458	17.364	124.9	33.212	87.4	34.524	39.038	114.7	2:34.596 (2)	85.39	0.077	15:20:54.024

P18 61 A		Ernst DUBBINK					Honda - Ernst Dubbink Eveno Racing					
IDEAL LAP TIME : 2:37.534		BEST LAP TIME : 2:37.534					DIFFERENCE : 0.000					
LAP	SECTOR 1	SECTOR 2	SECTOR 3	SECTOR 4	SECTOR 5	LAP TIME	MPH	DIFF	TIME OF DAY			
1-	OUTLAP	22.308	96.4	46.435	74.2	41.448	IN PIT			P		14:58:35.798
2-	OUTLAP	20.018	118.9	40.943	74.6	39.490	45.086	103.8	4:01.649	54.63	1:24.115	15:02:37.447
3-	35.325	19.167	123.5	38.978	78.9	38.321	43.678	106.7	2:55.469	75.24	17.935	15:05:32.916
4-	33.844	18.614	123.3	36.362	85.0	36.095	41.605	111.0	2:46.520	79.28	8.986	15:08:19.436
5-	32.497	18.393	125.4	35.529	85.3	35.698	41.491	113.3	2:43.608	80.69	6.074	15:11:03.044
6-	32.141	18.623	124.2	35.433	84.3	36.314	40.962	113.5	2:43.473	80.76	5.939	15:13:46.517
7-	31.271	17.868	126.1	34.234	86.4	35.337	40.453	114.5	2:39.163 (3)	82.94	1.629	15:16:25.680
8-	31.223	17.898	125.9	33.992	84.8	35.419	40.126	114.1	2:38.658 (2)	83.21	1.124	15:19:04.338
9-	31.099	17.831	125.2	33.952	86.9	35.213	39.439	114.5	2:37.534 (1)	83.80		15:21:41.872

P19 77 A		Ruben BIJMAN					Honda - B.V. Racing Moto 3					
IDEAL LAP TIME : 2:36.855		BEST LAP TIME : 2:37.583					DIFFERENCE : 0.728					
LAP	SECTOR 1	SECTOR 2	SECTOR 3	SECTOR 4	SECTOR 5	LAP TIME	MPH	DIFF	TIME OF DAY			
1-	OUTLAP	22.135	103.8	43.280	75.4	41.375	46.041	87.4				14:59:12.976
2-	36.603	20.337	114.1	40.253	75.8	39.575	44.752	102.9	3:01.520	72.73	23.937	15:02:14.496
3-	33.888	20.107	118.5	37.004	81.8	37.275	42.982	107.6	2:51.256	77.09	13.673	15:05:05.752
4-	33.513	19.304	118.9	36.250	81.0	36.780	41.962	109.0	2:47.809	78.67	10.226	15:07:53.561
5-	32.758	18.989	120.0	35.913	81.0	36.228	41.598	109.0	2:45.486	79.77	7.903	15:10:39.047
6-	31.870	18.734	120.4	34.758	84.3	35.738	40.486	112.9	2:41.586	81.70	4.003	15:13:20.633
7-	31.257	18.358	120.9	33.917	84.6	35.195	40.407	111.8	2:39.134 (3)	82.96	1.551	15:15:59.767
8-	31.248	18.186	121.3	33.382	87.3	34.830	39.937	112.4	2:37.583 (1)	83.78		15:18:37.350
9-	30.730	18.198	120.4	33.247	85.5	35.710	39.862	114.7	2:37.747 (2)	83.69	0.164	15:21:15.097

P20 54		Sam BURMAN					KTM - TeamWNT / Burman Racing					
IDEAL LAP TIME : 2:43.441		BEST LAP TIME : 2:43.441					DIFFERENCE : 0.000					
LAP	SECTOR 1	SECTOR 2	SECTOR 3	SECTOR 4	SECTOR 5	LAP TIME	MPH	DIFF	TIME OF DAY			
1-	OUTLAP	20.443	125.6	40.938	76.8	39.551	45.483	109.7				15:01:04.591
2-	34.401	19.334	121.5	40.282	79.4	39.040	IN PIT		3:08.207 P	70.14	24.766	15:04:12.798
3-	OUTLAP	19.397	122.4	37.363	82.8	38.474	43.077	109.0	5:05.698	43.18	2:22.257	15:09:18.496
4-	33.365	18.638	126.6	35.971	81.5	37.172	42.543	111.2	2:47.689	78.73	4.248	15:12:06.185
5-	32.358	18.193	127.8	35.989	84.0	36.854	43.211	110.1	2:46.605 (3)	79.24	3.164	15:14:52.790
6-	32.616	18.426	126.3	35.486	86.5	37.402	41.372	114.5	2:45.302 (2)	79.86	1.861	15:17:38.092

Silverstone GP
 Circuit Length = 3.6673 miles
 Start: 14:55 Flag 15:20 End: 15:23

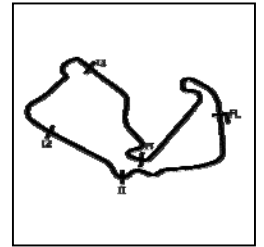
Weather / Track : Bright / Drying

MCRCB BULLETIN TK047

2017 MCE British Superbike Championship - Round 9

2017 HEL Performance British Motostar GP & ADAC NEC

FREE PRACTICE 2 - SECTOR ANALYSIS



SECTOR 1 = FL to I1, SECTOR 2 = I1 to I2, SECTOR 3 = I2 to I3, SECTOR 4 = I3 to I4, SECTOR 5 = I4 to FL, DIFF = Difference To Personal Best Lap, P = Crossed Finish Line in Pit Lane, D = Time Disallowed
7- 32.289 18.162 127.3 35.224 77.3 36.486 41.280 116.3 2:43.441 (1) 80.77 15:20:21.533

P21	12	Edward RENDELL					KTM - Banks Racing			
IDEAL LAP TIME :		BEST LAP TIME :					DIFFERENCE :			
LAP	SECTOR 1	SECTOR 2	SECTOR 3	SECTOR 4	SECTOR 5	LAP TIME	MPH	DIFF	TIME OF DAY	
1-	OUTLAP	23.157	99.4	43.804	72.6	41.830	IN PIT	P	14:59:35.028	

MCRCB BULLETIN TK048**2017 MCE British Superbike Championship - Round 9****2017 HEL Performance British Motostar GP & ADAC NEC****FREE PRACTICE 2 - BEST SPEEDS**

POS	INTERMEDIATE 1		INTERMEDIATE 2		INTERMEDIATE 3		INTERMEDIATE 4		FINISH LINE			
	NO	NAME	MPH	NO	NAME	MPH	NO	NAME	MPH	NO	NAME	MPH
1			47	ARCHER	135.0	47	ARCHER	98.5		47	ARCHER	125.7
2			52	BOERBOOM	131.3	69	BOOTH-AMOS	96.1		69	BOOTH-AMOS	123.1
3			15	McMANUS	131.3	52	BOERBOOM	96.0		52	BOERBOOM	123.1
4			64	DURHAM	131.0	34	DELVES	95.5		79	STACEY	122.9
5			79	STACEY	130.8	64	DURHAM	94.9		41	JÄHNIG	121.5
6			41	JÄHNIG	130.8	79	STACEY	94.6		15	McMANUS	121.3
7			69	BOOTH-AMOS	130.0	44	BEST	94.3		64	DURHAM	120.8
8			44	BEST	129.3	3	KERR	93.2		3	KERR	120.6
9			3	KERR	128.8	41	JÄHNIG	92.3		44	BEST	120.0
10			35	LODGE	128.3	23	LLEWELLYN	92.3		20	MARKLUND	120.0
11			54	BURMAN	127.8	20	MARKLUND	91.8		34	DELVES	119.7
12			23	LLEWELLYN	127.0	99	CAMPBELL	91.5		35	LODGE	119.7
13			20	MARKLUND	127.0	27	HODGE	91.1		23	LLEWELLYN	118.0
14			34	DELVES	126.3	35	LODGE	89.8		27	HODGE	118.0
15			17	CARNE	126.1	25	BROUWERS	89.8		54	BURMAN	116.3
16			61	DUBBINK	126.1	15	McMANUS	89.4		25	BROUWERS	115.9
17			27	HODGE	125.2	17	CARNE	88.4		17	CARNE	114.9
18			25	BROUWERS	122.9	77	BIJMAN	87.3		77	BIJMAN	114.7
19			77	BIJMAN	121.3	61	DUBBINK	86.9		61	DUBBINK	114.5
20			99	CAMPBELL	121.1	54	BURMAN	86.5		99	CAMPBELL	113.1
21			12	RENDELL	99.4	12	RENDELL	72.6				

Weather / Track : Bright / Drying

Results can be found at www.tsl-timing.com

Silverstone GP

Circuit Length = 3.6673 miles

Start: 14:55 Flag 15:20 End: 15:23

Printed - 15:24 Friday, 08 September 2017

MCRCB BULLETIN TK049

2017 MCE British Superbike Championship - Round 9

2017 HEL Performance British Motostar GP & ADAC NEC

FREE PRACTICE 2 - BEST SECTORS

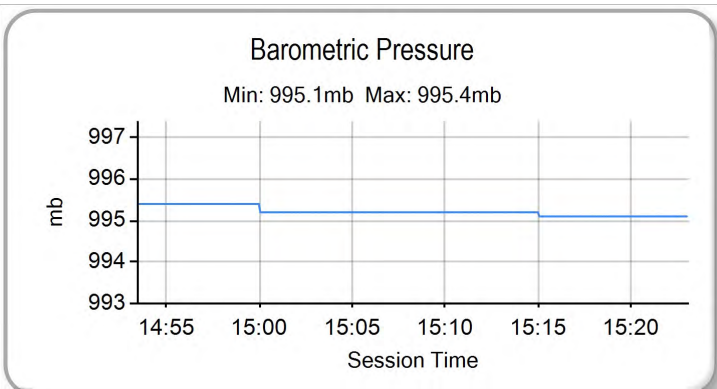
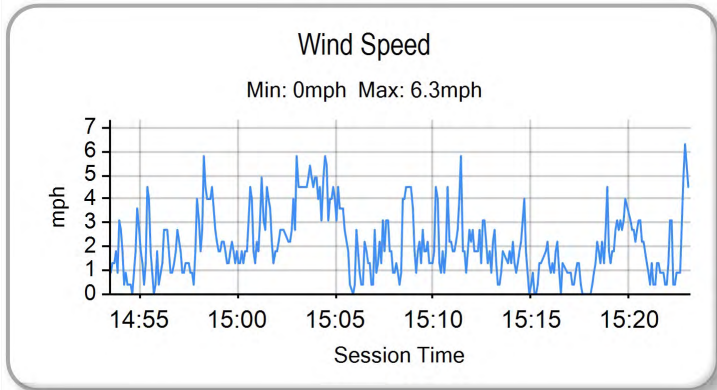
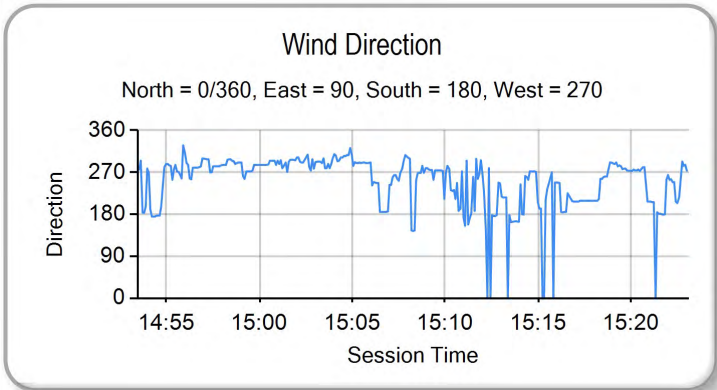
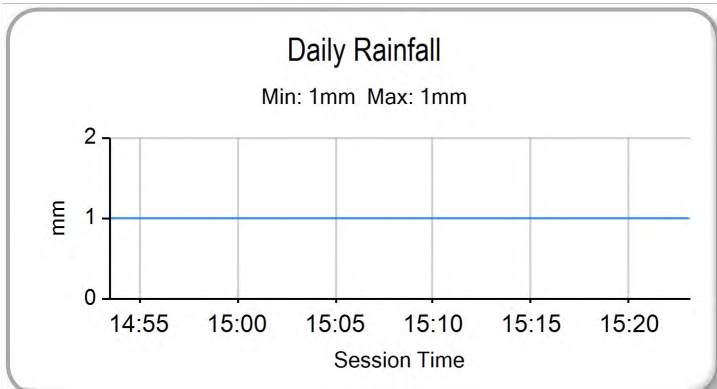
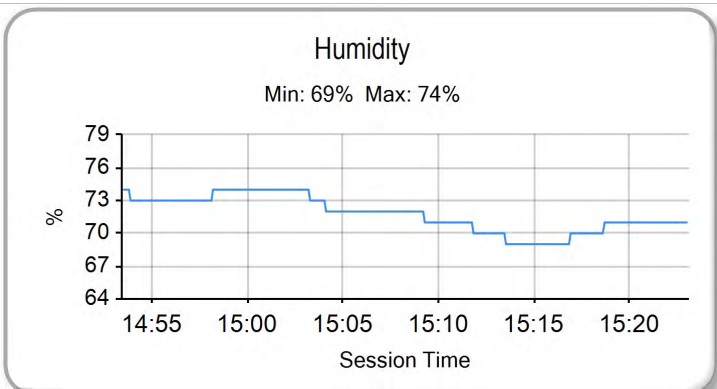
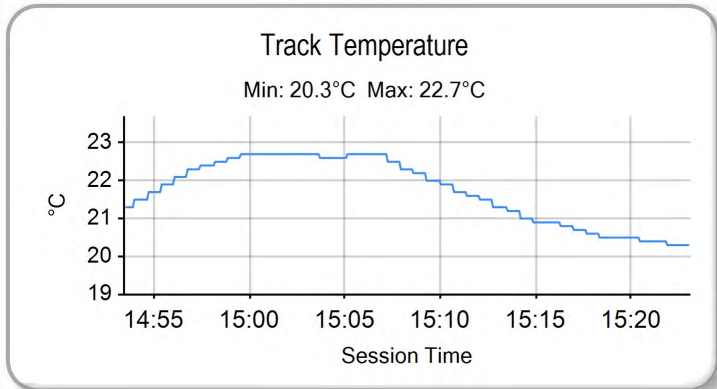
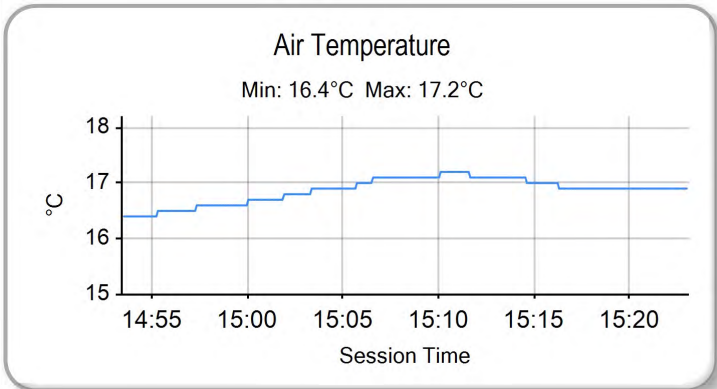
POS	SECTOR 1		SECTOR 2		SECTOR 3		SECTOR 4		SECTOR 5		IDEAL / BEST COMPARISON										
	NO	TIME	NO	TIME	NO	TIME	NO	TIME	NO	TIME	POS	NO	NAME	IDEAL	BEST	DIFF					
														PERFECT LAP	2:22.829						
1	69	BOO	28.254	47	ARC	16.498	69	BOO	30.027	69	BOO	31.663	47	ARC	36.387	1	69	BOOTH-AMOS	2:23.402	2:23.402	0.000
2	64	DUR	28.533	41	JÄH	16.637	44	BES	30.689	44	BES	32.294	69	BOO	36.737	2	47	ARCHER	2:24.613	2:25.257	0.644
3	47	ARC	28.648	69	BOO	16.721	79	STA	30.729	47	ARC	32.338	79	STA	36.909	3	64	DURHAM	2:25.915	2:26.064	0.149
4	52	BOE	28.663	64	DUR	16.766	47	ARC	30.742	34	DEL	32.481	64	DUR	37.170	4	79	STACEY	2:25.966	2:26.003	0.037
5	79	STA	28.682	52	BOE	16.849	3	KER	30.751	3	KER	32.628	52	BOE	37.265	5	44	BEST	2:26.064	2:26.179	0.115
6	44	BES	28.786	79	STA	16.969	64	DUR	30.785	64	DUR	32.661	44	BES	37.270	6	52	BOERBOOM	2:26.662	2:26.883	0.221
7	3	KER	28.821	34	DEL	17.008	52	BOE	30.970	79	STA	32.677	34	DEL	37.463	7	34	DELVES	2:26.914	2:26.914	0.000
8	34	DEL	28.870	44	BES	17.025	34	DEL	31.092	41	JÄH	32.869	41	JÄH	37.474	8	3	KERR	2:27.121	2:27.539	0.418
9	15	McM	29.123	3	KER	17.046	15	McM	31.309	52	BOE	32.915	3	KER	37.875	9	41	JÄHNIG	2:28.307	2:28.447	0.140
10	41	JÄH	29.627	15	McM	17.196	23	LLE	31.667	23	LLE	33.367	23	LLE	38.313	10	15	McMANUS	2:29.750	2:30.516	0.766
11	23	LLE	29.695	35	LOD	17.221	41	JÄH	31.700	99	CAM	33.370	35	LOD	38.539	11	23	LLEWELLYN	2:30.430	2:31.187	0.757
12	25	BRO	29.762	17	CAR	17.291	99	CAM	31.957	35	LOD	33.561	15	McM	38.541	12	35	LODGE	2:31.589	2:31.589	0.000
13	27	HOD	29.864	23	LLE	17.388	25	BRO	32.105	15	McM	33.581	17	CAR	38.757	13	99	CAMPBELL	2:32.351	2:32.351	0.000
14	35	LOD	29.876	20	MAR	17.433	27	HOD	32.219	25	BRO	33.991	25	BRO	38.758	14	25	BROUWERS	2:32.364	2:32.364	0.000
15	99	CAM	29.939	27	HOD	17.577	35	LOD	32.392	20	MAR	34.150	27	HOD	38.828	15	27	HODGE	2:32.667	2:32.740	0.073
16	20	MAR	30.411	25	BRO	17.748	17	CAR	32.994	27	HOD	34.179	20	MAR	38.887	16	17	CARNE	2:33.786	2:34.519	0.733
17	17	CAR	30.458	99	CAM	17.812	20	MAR	33.036	17	CAR	34.286	99	CAM	39.273	17	20	MARKLUND	2:33.917	2:33.917	0.000
18	77	BIJ	30.730	61	DUB	17.831	77	BIJ	33.247	77	BIJ	34.830	61	DUB	39.439	18	77	BIJMAN	2:36.855	2:37.583	0.728
19	61	DUB	31.099	54	BUR	18.162	61	DUB	33.952	61	DUB	35.213	77	BIJ	39.862	19	61	DUBBINK	2:37.534	2:37.534	0.000
20	54	BUR	32.289	77	BIJ	18.186	54	BUR	35.224	54	BUR	36.486	54	BUR	41.280	20	54	BURMAN	2:43.441	2:43.441	0.000
21				12	REN	23.157	12	REN	43.804	12	REN	41.830				21	12	RENDELL			

MCRCB BULLETIN TK050

2017 MCE British Superbike Championship - Round 9

2017 HEL Performance British Motostar GP & ADAC NEC

FREE PRACTICE 2 - WEATHER CONDITIONS



Weather / Track : Bright / Drying

Results can be found at www.tsl-timing.com

Silverstone GP
Circuit Length = 3.6673 miles
Start: 14:55 Flag 15:20 End: 15:23

Printed - 15:25 Friday, 08 September 2017

MCRCB BULLETIN TK061

2017 MCE British Superbike Championship - Round 9

2017 HEL Performance British Motostar Std & ADAC NEC

FREE PRACTICE 2 - CLASSIFICATION



POS	NO	CL	PIC NAME	ENTRY	TIME	ON	LAPS	GAP	DIFF	MPH
1	1	A	1 Dirk GEIGER	Honda NSF - Kiefer Racing	2:37.983	9	9			83.56
2	3	A	2 Toni ERHARD	Honda NSF - Kiefer Racing	2:38.750	7	7	0.767	0.767	83.16
3	54	A	3 Lukas FALCK	Honda NSF -	2:41.081	7	10	3.098	2.331	81.96
4	4	A	4 Leon ORGIS	Honda NSF - Kiefer Racing	2:41.126	3	4	3.143	0.045	81.93
5	33	A	5 Rick DUNNIK	Honda NSF - HD Racing	2:41.411	6	7	3.428	0.285	81.79
6	9	A	6 Luca de VLEESCHAUWER	Honda NSF - Tuybens Honda Center	2:41.686	9	10	3.703	0.275	81.65
7	2		1 Thomas STRUDWICK	Honda NSF - Case Moto Rapido Moto3	2:42.061	9	9	4.078	0.375	81.46
8	19		2 Victor RODRIGUEZ	Honda NSF - GA Competition	2:42.143	9	9	4.160	0.082	81.42
9	30		3 Max COOK	Honda NSF - Wilson Racing	2:43.661	8	9	5.678	1.518	80.66
10	45		4 Scott SWANN	Honda NSF - Swann Racing	2:45.108	9	9	7.125	1.447	79.96
11	52	A	7 Oliver KÖNIG	Honda NSF -	2:46.579	8	8	8.596	1.471	79.25
12	49	A	8 Phillipp FREITAG	Honda NSF - F. Koch Rennsport	2:47.046	8	8	9.063	0.467	79.03
13	89		5 T. Fox MORETON	Honda NSF - Banks Racing / Moto Engineering	2:47.180	7	8	9.197	0.134	78.97
14	66	A	9 Dion OTTEN	Honda NSF - Dion #66 Otten Racing	2:47.979	7	9	9.996	0.799	78.59
15	26		6 Scott OGDEN	Honda NSF - Cresswell Racing	2:48.430	8	8	10.447	0.451	78.38
16	95		7 Ross TURNER	Honda NSF - RedRat Racing	2:48.552	8	8	10.569	0.122	78.32
17	72		8 Cameron HORSMAN	Honda NSF - Nova / FAB Racing	2:48.557	9	9	10.574	0.005	78.32
18	46	A	10 Tino HOLE	Honda NSF -	2:48.727	8	9	10.744	0.170	78.24
19	37	A	11 Paul FRÖDE	Honda NSF - Team RAS Intact GP	2:48.869	5	9	10.886	0.142	78.18
20	22	A	12 Marie MENDE	Honda NSF - ADAC Sachsen e.V.	2:49.105	2	8	11.122	0.236	78.07
21	56		9 Charlie ATKINS	Honda NSF - Wilson Racing	2:50.551	6	8	12.568	1.446	77.41
22	6	A	13 Jeffrey BUIS	Honda NSF - Ernst Dubbink Eveno Racing	2:51.185	9	9	13.202	0.634	77.12
23	8	A	14 Marvin SIEBDRATH	Honda NSF - Team RAS Intact GP	2:52.229	8	8	14.246	1.044	76.65
24	81		10 Myles WASLEY	Honda NSF - Aqua Construction & Cannock Site Services	2:52.535	9	9	14.552	0.306	76.52

QUALIFYING LAPTIME (110.0% of 2:37.983) = 2:53.781

25	48		11 Ewan POTTER	Honda NSF -	2:54.191	5	8	16.208	1.656	75.79
26	55		12 Jack SCOTT	Honda NSF - J J Racing	2:54.579	7	7	16.596	0.388	75.62
27	11	A	15 Lotte UHRE	Honda NSF -	2:56.073	8	9	18.090	1.494	74.98
28	65	A	16 Filip REHACEK	Honda NSF - Brno Circuit Junior Racing Team	2:59.598	7	8	21.615	3.525	73.51
29	13		13 Jacob CLARK	Honda NSF - Wilson Racing	2:59.943	9	9	21.960	0.345	73.36
30	50		14 Aditya BEHAL	Honda NSF - Microlise Cresswell Racing	3:04.180	8	8	26.197	4.237	71.68

Silverstone GP
Circuit Length = 3.6673 miles
Start: 17:07 Flag 17:32 End: 17:35

Weather / Track : Cloudy / Wet

These results are provisional until the conclusion of any judicial and technical matters.

Race Director :	Stewards :	Timekeeper :
-----------------	------------	--------------

Results can be found at www.britishsuperbike.com

Printed - 17:35 Friday, 08 September 2017

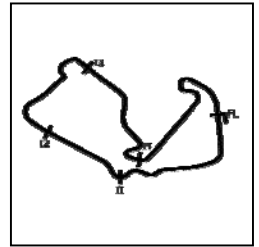


MCRCB BULLETIN TK062

2017 MCE British Superbike Championship - Round 9

2017 HEL Performance British Motostar Std & ADAC NEC

FREE PRACTICE 2 - SECTOR ANALYSIS



SECTOR 1 = FL to I1, SECTOR 2 = I1 to I2, SECTOR 3 = I2 to I3, SECTOR 4 = I3 to I4, SECTOR 5 = I4 to FL, DIFF = Difference To Personal Best Lap, P = Crossed Finish Line in Pit Lane, D = Time Disallowed

P1		1 A		Dirk GEIGER		Honda NSF - Kiefer Racing						
IDEAL LAP TIME : 2:37.385		BEST LAP TIME : 2:37.983		DIFFERENCE : 0.598								
LAP	SECTOR 1	SECTOR 2	SECTOR 3	SECTOR 4	SECTOR 5	LAP TIME	MPH	DIFF	TIME OF DAY			
1-	OUTLAP	19.280	120.0	37.346	78.1	39.247	41.357	108.8		17:10:54.421		
2-	32.717	18.700	120.6	35.171	80.5	36.644	41.060	108.5	2:44.292	80.35	6.309	17:13:38.713
3-	31.879	18.228	123.3	35.782	80.4	36.967	41.367	111.0	2:44.223	80.39	6.240	17:16:22.936
4-	31.963	18.598	118.5	36.138	81.4	36.364	41.301	107.9	2:44.364	80.32	6.381	17:19:07.300
5-	31.668	18.202	121.3	34.439	83.9	36.036	40.674	111.0	2:41.019	81.99	3.036	17:21:48.319
6-	31.506	18.156	121.5	34.459	84.5	35.649	40.007	110.7	2:39.777	82.63	1.794	17:24:28.096
7-	31.297	18.155	122.2	34.079	84.7	35.279	40.054	111.4	2:38.864 (2)	83.10	0.881	17:27:06.960
8-	30.768	17.975	123.1	34.603	86.1	36.146	40.053	110.5	2:39.545 (3)	82.75	1.562	17:29:46.505
9-	31.152	18.189	121.3	33.437	87.0	35.279	39.926	111.0	2:37.983 (1)	83.56		17:32:24.488

P2		3 A		Toni ERHARD		Honda NSF - Kiefer Racing						
IDEAL LAP TIME : 2:38.410		BEST LAP TIME : 2:38.750		DIFFERENCE : 0.340								
LAP	SECTOR 1	SECTOR 2	SECTOR 3	SECTOR 4	SECTOR 5	LAP TIME	MPH	DIFF	TIME OF DAY			
1-	OUTLAP	19.517	118.5	37.237	73.0	38.639	41.866	108.3				17:10:53.177
2-	32.151	18.602	120.2	35.219	81.7	36.879	42.369	106.7	2:45.220	79.90	6.470	17:13:38.397
3-	31.723	18.251	121.5	35.241	83.8	36.166	41.987	109.4	2:43.368	80.81	4.618	17:16:21.765
4-	31.380	18.978	120.2	34.639	77.4	36.191	40.894	111.0	2:42.082 (3)	81.45	3.332	17:19:03.847
5-	31.311	18.162	121.3	33.708	85.4	35.880	40.718	107.8	2:39.779 (2)	82.62	1.029	17:21:43.626
6-	31.866	18.192	120.6	34.851	85.2	35.901	42.013	110.7	2:42.823	81.08	4.073	17:24:26.449
7-	31.279	18.138	121.5	33.662	86.7	35.433	40.238	111.4	2:38.750 (1)	83.16		17:27:05.199

P3		54 A		Lukas FALCK		Honda NSF -						
IDEAL LAP TIME : 2:40.814		BEST LAP TIME : 2:41.081		DIFFERENCE : 0.267								
LAP	SECTOR 1	SECTOR 2	SECTOR 3	SECTOR 4	SECTOR 5	LAP TIME	MPH	DIFF	TIME OF DAY			
1-	OUTLAP	20.269	115.5	36.395	78.7	38.852	43.513	104.2				17:09:58.336
2-	33.708	19.620	116.5	35.611	79.4	37.483	43.173	105.9	2:49.595	77.84	8.514	17:12:47.931
3-	33.116	19.261	118.5	34.824	82.0	37.114	42.338	107.4	2:46.653	79.22	5.572	17:15:34.584
4-	32.171	18.750	120.2	34.362	82.7	36.449	41.747	108.3	2:43.479	80.75	2.398	17:18:18.063
5-	31.863	18.610	120.0	34.173	83.9	36.600	41.235	109.2	2:42.481 (3)	81.25	1.400	17:21:00.544
6-	31.679	18.667	120.2	33.850	84.5	36.075	40.907	109.9	2:41.178 (2)	81.91	0.097	17:23:41.722
7-	31.585	18.443	120.2	33.965	85.4	36.227	40.861	109.6	2:41.081 (1)	81.96		17:26:22.803
8-	32.844	18.563	119.4	35.498	81.2	36.790	41.556	107.2	2:45.251	79.89	4.170	17:29:08.054
9-	32.226	18.874	119.6	34.098	84.2	37.133	41.586	106.9	2:43.917	80.54	2.836	17:31:51.971
10-	32.241	18.786	120.2	35.106	79.7	37.702	IN PIT		2:56.127 P	74.95	15.046	17:34:48.098

P4		4 A		Leon ORGIS		Honda NSF - Kiefer Racing						
IDEAL LAP TIME : 2:40.402		BEST LAP TIME : 2:41.126		DIFFERENCE : 0.724								
LAP	SECTOR 1	SECTOR 2	SECTOR 3	SECTOR 4	SECTOR 5	LAP TIME	MPH	DIFF	TIME OF DAY			
1-	OUTLAP	19.275	116.3	35.035	79.5	37.265	41.851	110.9				17:11:01.607
2-	31.327	18.372	119.4	33.376	86.0	37.080	41.073	112.4	2:41.228 (2)	81.88	0.102	17:13:42.835
3-	31.882	18.541	118.9	33.256	85.3	36.527	40.920	113.5	2:41.126 (1)	81.93		17:16:23.961
4-	32.624	18.864	119.8	34.763	80.8	38.807	IN PIT		2:55.136 P	75.38	14.010	17:19:19.097

P5		33 A		Rick DUNNIK		Honda NSF - HD Racing						
IDEAL LAP TIME : 2:40.946		BEST LAP TIME : 2:41.411		DIFFERENCE : 0.465								
LAP	SECTOR 1	SECTOR 2	SECTOR 3	SECTOR 4	SECTOR 5	LAP TIME	MPH	DIFF	TIME OF DAY			
1-	OUTLAP	20.332	117.7	37.935	79.6	37.941	42.574	106.9				17:10:02.853
2-	32.616	18.855	119.6	34.793	83.2	37.305	42.112	110.1	2:45.681	79.68	4.270	17:12:48.534
3-	32.946	18.757	119.6	34.277	84.2	36.874	42.397	108.7	2:45.251	79.89	3.840	17:15:33.785
4-	32.371	18.714	119.4	34.354	82.3	36.542	41.658	108.7	2:43.639	80.68	2.228	17:18:17.424
5-	31.970	18.657	118.7	34.065	85.3	36.314	41.295	108.3	2:42.301 (3)	81.34	0.890	17:20:59.725
6-	31.864	18.507	119.4	33.856	83.5	36.241	40.943	108.5	2:41.411 (1)	81.79		17:23:41.136
7-	31.927	18.278	120.6	34.058	84.6	36.750	40.936	110.9	2:41.949 (2)	81.52	0.538	17:26:23.085

Weather / Track : Cloudy / Wet

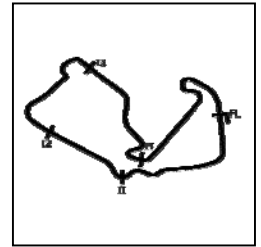
Silverstone GP
Circuit Length = 3.6673 miles
Start: 17:07 Flag 17:32 End: 17:35

MCRCB BULLETIN TK062

2017 MCE British Superbike Championship - Round 9

2017 HEL Performance British Motostar Std & ADAC NEC

FREE PRACTICE 2 - SECTOR ANALYSIS



SECTOR 1 = FL to I1, SECTOR 2 = I1 to I2, SECTOR 3 = I2 to I3, SECTOR 4 = I3 to I4, SECTOR 5 = I4 to FL, DIFF = Difference To Personal Best Lap, P = Crossed Finish Line in Pit Lane, D = Time Disallowed

P6		9 A		Luca de VLEESCHAUWER				Honda NSF - Tuybens Honda Center				
IDEAL LAP TIME : 2:40.811		BEST LAP TIME : 2:41.686		DIFFERENCE : 0.875								
LAP	SECTOR 1	SECTOR 2	SECTOR 3	SECTOR 4	SECTOR 5	LAP TIME	MPH	DIFF	TIME OF DAY			
1-	OUTLAP	20.981	97.6	38.189	80.3	38.506	42.888	106.0		17:10:04.914		
2-	33.563	19.745	118.1	35.538	82.0	37.588	42.997	106.4	2:49.431	77.92	7.745	17:12:54.345
3-	32.475	19.466	119.4	35.203	83.4	37.332	42.639	109.6	2:47.115	79.00	5.429	17:15:41.460
4-	32.569	19.458	119.1	34.904	81.1	37.134	41.710	108.1	2:45.775	79.64	4.089	17:18:27.235
5-	31.830	19.124	118.9	34.361	83.9	36.439	41.359	110.1	2:43.113 (3)	80.94	1.427	17:21:10.348
6-	32.740	19.808	117.9	34.844	83.0	36.916	41.127	109.6	2:45.435	79.80	3.749	17:23:55.783
7-	31.759	18.908	120.0	34.019	82.4	36.785	41.717	109.4	2:43.188	80.90	1.502	17:26:38.971
8-	31.757	18.854	119.8	34.137	80.8	36.308	40.881	111.4	2:41.937 (2)	81.52	0.251	17:29:20.908
9-	31.387	18.745	120.2	33.843	82.8	36.150	41.561	110.9	2:41.686 (1)	81.65		17:32:02.594
10-	31.816	18.550	121.7	35.706	79.7	38.288	45.138	107.6	2:49.498	77.89	7.812	17:34:52.092

P7		2		Thomas STRUDWICK				Honda NSF - Case Moto Rapido Moto3				
IDEAL LAP TIME : 2:41.700		BEST LAP TIME : 2:42.061		DIFFERENCE : 0.361								
LAP	SECTOR 1	SECTOR 2	SECTOR 3	SECTOR 4	SECTOR 5	LAP TIME	MPH	DIFF	TIME OF DAY			
1-	OUTLAP	19.345	118.7	36.473	79.4	38.478	42.649	109.2		17:11:23.148		
2-	32.749	18.767	120.2	34.821	81.6	37.676	41.722	109.7	2:45.735	79.65	3.674	17:14:08.883
3-	32.785	18.600	120.6	35.328	82.3	37.062	41.662	110.7	2:45.437	79.80	3.376	17:16:54.320
4-	31.912	18.286	123.1	34.624	81.2	36.921	41.433	108.3	2:43.176	80.90	1.115	17:19:37.496
5-	31.977	18.384	121.5	34.466	83.7	36.813	41.442	110.7	2:43.082	80.95	1.021	17:22:20.578
6-	31.568	18.249	123.5	34.859	83.3	36.970	41.889	107.9	2:43.535	80.73	1.474	17:25:04.113
7-	31.698	18.496	120.9	34.398	82.6	36.810	41.287	110.1	2:42.689 (2)	81.15	0.628	17:27:46.802
8-	31.592	18.573	120.0	34.319	83.6	37.209	41.284	111.0	2:42.977 (3)	81.00	0.916	17:30:29.779
9-	31.431	18.328	122.0	34.601	82.1	36.633	41.068	112.6	2:42.061 (1)	81.46		17:33:11.840

P8		19		Victor RODRIGUEZ				Honda NSF - GA Competition				
IDEAL LAP TIME : 2:41.541		BEST LAP TIME : 2:42.143		DIFFERENCE : 0.602								
LAP	SECTOR 1	SECTOR 2	SECTOR 3	SECTOR 4	SECTOR 5	LAP TIME	MPH	DIFF	TIME OF DAY			
1-	OUTLAP	20.302	116.7	39.468	76.8	40.469	44.060	106.0		17:10:10.581		
2-	34.465	19.353	120.6	37.354	77.1	38.891	43.315	111.4	2:53.378	76.14	11.235	17:13:03.959
3-	33.821	19.026	120.4	36.261	76.6	37.725	42.571	109.4	2:49.404	77.93	7.261	17:15:53.363
4-	32.758	19.035	119.8	35.936	76.4	37.571	42.004	110.5	2:47.304	78.91	5.161	17:18:40.667
5-	32.821	18.989	119.6	35.917	75.5	37.697	43.267	110.3	2:48.691	78.26	6.548	17:21:29.358
6-	32.812	18.784	121.1	36.409	77.4	37.709	42.394	111.0	2:48.108	78.53	5.965	17:24:17.466
7-	32.351	18.795	121.5	35.646	76.0	37.187	41.400	112.0	2:45.379 (3)	79.83	3.236	17:27:02.845
8-	32.512	19.213	110.3	34.998	83.2	37.126	40.260	112.9	2:44.109 (2)	80.44	1.966	17:29:46.954
9-	31.883	18.358	121.3	34.400	82.6	36.640	40.862	112.6	2:42.143 (1)	81.42		17:32:29.097

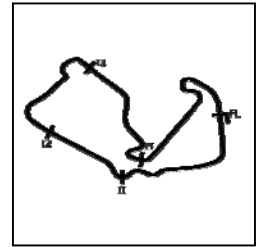
P9		30		Max COOK				Honda NSF - Wilson Racing				
IDEAL LAP TIME : 2:43.434		BEST LAP TIME : 2:43.661		DIFFERENCE : 0.227								
LAP	SECTOR 1	SECTOR 2	SECTOR 3	SECTOR 4	SECTOR 5	LAP TIME	MPH	DIFF	TIME OF DAY			
1-	OUTLAP	20.255	115.1	39.791	75.5	40.163	43.960	109.7		17:10:09.844		
2-	35.013	19.484	121.3	36.897	79.0	39.135	43.387	110.1	2:53.916	75.91	10.255	17:13:03.760
3-	34.486	19.102	122.2	36.722	82.5	38.275	42.647	109.0	2:51.232	77.10	7.571	17:15:54.992
4-	33.803	19.080	120.0	36.487	80.9	38.124	43.021	109.9	2:50.515	77.42	6.854	17:18:45.507
5-	33.669	18.990	119.6	35.675	82.8	37.652	42.383	110.1	2:48.369	78.41	4.708	17:21:33.876
6-	33.012	18.944	120.2	35.566	82.9	37.688	42.295	110.1	2:47.505	78.81	3.844	17:24:21.381
7-	32.922	18.821	120.0	35.543	83.7	37.236	41.440	112.6	2:45.962 (3)	79.55	2.301	17:27:07.343
8-	31.878	18.419	121.7	34.514	84.6	37.463	41.387	112.4	2:43.661 (1)	80.66		17:29:51.004
9-	31.958	18.492	123.1	35.139	83.0	37.349	42.014	111.0	2:44.952 (2)	80.03	1.291	17:32:35.956

P10		45		Scott SWANN				Honda NSF - Swann Racing				
IDEAL LAP TIME : 2:45.052		BEST LAP TIME : 2:45.108		DIFFERENCE : 0.056								
LAP	SECTOR 1	SECTOR 2	SECTOR 3	SECTOR 4	SECTOR 5	LAP TIME	MPH	DIFF	TIME OF DAY			
1-	OUTLAP	20.572	112.0	39.284	71.7	41.361	44.630	108.3		17:10:09.050		
2-	35.206	19.664	114.9	36.714	76.9	38.846	43.834	108.1	2:54.264	75.76	9.156	17:13:03.314
3-	33.848	19.602	117.7	35.660	80.2	38.092	43.084	107.4	2:50.286	77.53	5.178	17:15:53.600

Silverstone GP
 Circuit Length = 3.6673 miles
 Start: 17:07 Flag 17:32 End: 17:35

Weather / Track : Cloudy / Wet

FREE PRACTICE 2 - SECTOR ANALYSIS



SECTOR 1 = FL to I1, SECTOR 2 = I1 to I2, SECTOR 3 = I2 to I3, SECTOR 4 = I3 to I4, SECTOR 5 = I4 to FL, DIFF = Difference To Personal Best Lap, P = Crossed Finish Line in Pit Lane, D = Time Disallowed

4-	33.182	19.171	117.3	36.059	80.0	37.868	42.400	107.6	2:48.680	78.26	3.572	17:18:42.280
5-	32.281	18.962	117.9	35.425	82.0	37.577	42.603	107.4	2:46.848 (3)	79.12	1.740	17:21:29.128
6-	32.528	18.986	117.5	36.114	77.8	37.808	42.707	108.3	2:48.143	78.51	3.035	17:24:17.271
7-	32.196	18.924	117.5	35.094	80.0	37.514	42.378	108.8	2:46.106 (2)	79.48	0.998	17:27:03.377
8-	32.469	18.845	115.5	35.538	83.4	38.112	42.022	109.2	2:46.986	79.06	1.878	17:29:50.363
9-	32.177	18.511	120.6	35.150	81.7	37.298	41.972	107.6	2:45.108 (1)	79.96		17:32:35.471

P11	52 A	Oliver KÖNIG						Honda NSF -				
IDEAL LAP TIME : 2:46.579		BEST LAP TIME : 2:46.579			DIFFERENCE : 0.000							
LAP	SECTOR 1	SECTOR 2	SECTOR 3	SECTOR 4	SECTOR 5	LAP TIME	MPH	DIFF	TIME OF DAY			
1-	OUTLAP	21.541	90.5	42.201	73.6	41.377	46.202	108.7		17:13:24.551		
2-	35.636	19.842	112.5	39.979	81.4	39.994	44.963	106.0	3:00.414	73.17	13.835	17:16:24.965
3-	34.775	19.317	115.7	38.857	82.1	39.421	44.204	111.2	2:56.574	74.76	9.995	17:19:21.539
4-	34.000	19.487	116.9	37.656	82.3	38.722	43.405	112.0	2:53.270	76.19	6.691	17:22:14.809
5-	33.277	19.088	118.5	38.298	80.9	38.687	42.838	112.4	2:52.188	76.67	5.609	17:25:06.997
6-	32.893	18.946	119.1	37.160	82.5	38.457	42.568	111.8	2:50.024 (3)	77.65	3.445	17:27:57.021
7-	33.315	18.815	118.3	36.566	83.3	38.484	42.312	112.4	2:49.492 (2)	77.89	2.913	17:30:46.513
8-	32.783	18.660	118.9	35.968	85.8	37.351	41.817	112.2	2:46.579 (1)	79.25		17:33:33.092

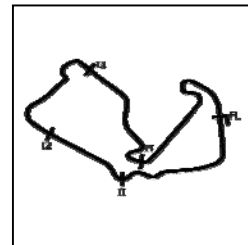
P12	49 A	Phillipp FREITAG						Honda NSF - F. Koch Rennsport				
IDEAL LAP TIME : 2:47.046		BEST LAP TIME : 2:47.046			DIFFERENCE : 0.000							
LAP	SECTOR 1	SECTOR 2	SECTOR 3	SECTOR 4	SECTOR 5	LAP TIME	MPH	DIFF	TIME OF DAY			
1-	OUTLAP	20.502	115.1	39.654	73.5	40.523	44.330	105.5		17:10:07.637		
2-	34.123	19.152	118.9	38.158	76.4	39.922	44.169	107.1	2:55.524	75.21	8.478	17:13:03.161
3-	34.388	19.275	116.3	36.913	82.2	38.396	43.292	109.9	2:52.264	76.64	5.218	17:15:55.425
4-	34.012	19.035	120.2	36.445	81.8	38.396	43.040	108.5	2:50.928 (3)	77.23	3.882	17:18:46.353
5-	33.535	19.010	119.8	36.059	81.6	38.279	43.191	107.8	2:50.074 (2)	77.62	3.028	17:21:36.427
6-	33.134	19.077	118.9	36.244	82.1	38.810	IN PIT		2:59.914 P	73.38	12.868	17:24:36.341
7-	OUTLAP	19.466	116.9	37.129	81.4	39.079	42.974	106.9	6:04.173	36.25	3:17.127	17:30:40.514
8-	32.714	18.926	119.1	35.580	81.9	37.584	42.242	110.9	2:47.046 (1)	79.03		17:33:27.560

P13	89	T. Fox MORETON						Honda NSF - Banks Racing / Moto Engineering				
IDEAL LAP TIME : 2:47.092		BEST LAP TIME : 2:47.180			DIFFERENCE : 0.088							
LAP	SECTOR 1	SECTOR 2	SECTOR 3	SECTOR 4	SECTOR 5	LAP TIME	MPH	DIFF	TIME OF DAY			
1-	OUTLAP	21.256	89.4	42.134	74.6	41.385	IN PIT		P			17:10:37.991
2-	OUTLAP	19.814	118.3	37.916	75.6	39.407	43.824	109.2	3:21.417	65.54	34.237	17:13:59.408
3-	34.956	19.591	118.5	36.848	78.6	38.919	43.095	109.4	2:53.409	76.13	6.229	17:16:52.817
4-	32.459	19.188	119.4	36.382	82.5	39.167	43.280	108.5	2:50.476	77.44	3.296	17:19:43.293
5-	32.520	19.124	119.4	36.239	79.2	38.113	42.766	109.6	2:48.762 (2)	78.23	1.582	17:22:32.055
6-	32.584	19.448	120.0	36.611	81.5	38.499	42.504	110.3	2:49.646 (3)	77.82	2.466	17:25:21.701
7-	32.347	18.961	119.8	35.845	83.3	37.673	42.354	109.7	2:47.180 (1)	78.97		17:28:08.881
8-	32.280	18.940	119.8	36.118	81.4	37.806	IN PIT		3:07.756 P	70.31	20.576	17:31:16.637

P14	66 A	Dion OTTEN						Honda NSF - Dion #66 Otten Racing				
IDEAL LAP TIME : 2:47.122		BEST LAP TIME : 2:47.979			DIFFERENCE : 0.857							
LAP	SECTOR 1	SECTOR 2	SECTOR 3	SECTOR 4	SECTOR 5	LAP TIME	MPH	DIFF	TIME OF DAY			
1-	OUTLAP	20.345	108.2	39.710	75.4	41.146	44.448	102.7				17:10:10.800
2-	34.954	19.402	119.1	37.142	81.1	39.748	44.375	105.7	2:55.621	75.17	7.642	17:13:06.421
3-	33.885	19.476	118.3	37.322	79.8	39.244	IN PIT		3:01.400 P	72.78	13.421	17:16:07.821
4-	OUTLAP	19.603	117.5	36.369	80.8	38.788	44.414	105.9	3:39.321	60.19	51.342	17:19:47.142
5-	33.887	19.478	117.9	36.294	81.3	38.769	43.500	103.5	2:51.928	76.79	3.949	17:22:39.070
6-	33.651	19.159	118.3	36.673	79.7	37.925	42.548	107.4	2:49.956	77.68	1.977	17:25:29.026
7-	33.350	19.056	118.3	35.684	81.5	37.439	42.450	106.2	2:47.979 (1)	78.59		17:28:17.005
8-	33.354	18.984	117.3	35.305	79.2	37.497	42.899	106.7	2:48.039 (2)	78.56	0.060	17:31:05.044
9-	32.944	19.021	117.9	35.495	80.1	38.623	42.946	106.7	2:49.029 (3)	78.10	1.050	17:33:54.073

P15	26	Scott OGDEN						Honda NSF - Cresswell Racing				
IDEAL LAP TIME : 2:47.268		BEST LAP TIME : 2:48.430			DIFFERENCE : 1.162							
LAP	SECTOR 1	SECTOR 2	SECTOR 3	SECTOR 4	SECTOR 5	LAP TIME	MPH	DIFF	TIME OF DAY			

FREE PRACTICE 2 - SECTOR ANALYSIS



SECTOR 1 = FL to I1, SECTOR 2 = I1 to I2, SECTOR 3 = I2 to I3, SECTOR 4 = I3 to I4, SECTOR 5 = I4 to FL, DIFF = Difference To Personal Best Lap, P = Crossed Finish Line in Pit Lane, D = Time Disallowed

1-	OUTLAP	20.639	114.1	41.674	70.6	42.941	46.825	107.8				17:10:17.972
2-	35.966	19.868	120.6	39.394	79.7	44.064	55.175	105.9	3:14.467	67.89	26.037	17:13:32.439
3-	35.069	19.762	119.1	38.567	81.7	40.587	45.771	108.1	2:59.756	73.44	11.326	17:16:32.195
4-	34.781	19.812	127.3	37.305	81.3	39.934	44.307	109.7	2:56.139	74.95	7.709	17:19:28.334
5-	35.027	19.283	120.2	36.651	81.7	39.586	43.572	109.6	2:54.119	75.82	5.689	17:22:22.453
6-	33.758	19.364	118.9	37.197	80.7	38.974	43.414	111.4	2:52.707 (3)	76.44	4.277	17:25:15.160
7-	33.019	18.978	119.8	35.938	80.7	38.221	42.945	110.9	2:49.101 (2)	78.07	0.671	17:28:04.261
8-	32.773	18.866	121.1	36.459	79.8	37.992	42.340	112.8	2:48.430 (1)	78.38		17:30:52.691

P16 95 Ross TURNER Honda NSF - RedRat Racing

IDEAL LAP TIME : 2:48.487 BEST LAP TIME : 2:48.552 DIFFERENCE : 0.065

LAP	SECTOR 1	SECTOR 2	SECTOR 3	SECTOR 4	SECTOR 5	LAP TIME	MPH	DIFF	TIME OF DAY			
1-	OUTLAP	20.162	113.3	38.171	72.2	39.547	44.457	106.5		17:10:32.797		
2-	34.228	19.835	113.5	37.485	74.3	39.061	44.243	106.0	2:54.852	75.50	6.300	17:13:27.649
3-	33.950	19.604	114.5	37.439	78.7	38.958	45.051	106.4	2:55.002	75.44	6.450	17:16:22.651
4-	33.720	19.523	116.3	36.789	77.1	38.838	43.507	104.7	2:52.377 (3)	76.59	3.825	17:19:15.028
5-	33.608	19.559	113.9	37.363	75.8	40.058	IN PIT		3:03.447 P	71.96	14.895	17:22:18.475
6-	OUTLAP	19.556	112.0	37.685	75.1	38.695	42.723	108.3	4:22.499	50.29	1:33.947	17:26:40.974
7-	33.305	19.423	111.6	35.940	79.1	37.761	42.913	104.3	2:49.342 (2)	77.96	0.790	17:29:30.316
8-	33.297	19.301	111.6	35.907	78.9	37.826	42.221	106.9	2:48.552 (1)	78.32		17:32:18.868

P17 72 Cameron HORSMAN Honda NSF - Nova / FAB Racing

IDEAL LAP TIME : 2:48.557 BEST LAP TIME : 2:48.557 DIFFERENCE : 0.000

LAP	SECTOR 1	SECTOR 2	SECTOR 3	SECTOR 4	SECTOR 5	LAP TIME	MPH	DIFF	TIME OF DAY			
1-	OUTLAP	20.683	103.0	38.858	78.6	41.229	44.768	110.1		17:10:12.107		
2-	34.886	19.528	118.5	37.142	82.3	39.202	44.771	107.9	2:55.529	75.21	6.972	17:13:07.636
3-	34.252	19.394	119.1	37.111	81.7	39.137	43.996	108.3	2:53.890	75.92	5.333	17:16:01.526
4-	34.155	19.146	118.7	36.722	82.5	39.261	44.418	108.1	2:53.702	76.00	5.145	17:18:55.228
5-	34.280	19.210	119.4	37.219	81.9	38.968	43.622	109.0	2:53.299	76.18	4.742	17:21:48.527
6-	33.376	19.130	118.3	37.116	83.0	38.485	43.645	108.1	2:51.752	76.86	3.195	17:24:40.279
7-	33.935	19.012	118.1	36.327	81.7	38.713	43.536	108.8	2:51.523 (3)	76.97	2.966	17:27:31.802
8-	33.381	19.008	117.5	36.479	82.3	38.244	43.054	109.2	2:50.166 (2)	77.58	1.609	17:30:21.968
9-	33.242	18.939	117.9	35.670	83.7	37.691	43.015	109.6	2:48.557 (1)	78.32		17:33:10.525

P18 46 A Tino HOLE Honda NSF -

IDEAL LAP TIME : 2:48.608 BEST LAP TIME : 2:48.727 DIFFERENCE : 0.119

LAP	SECTOR 1	SECTOR 2	SECTOR 3	SECTOR 4	SECTOR 5	LAP TIME	MPH	DIFF	TIME OF DAY			
1-	OUTLAP	20.676	112.4	39.339	74.7	40.197	43.797	107.2		17:10:04.447		
2-	35.960	19.903	118.7	37.231	78.8	39.115	45.111	103.8	2:57.320	74.45	8.593	17:13:01.767
3-	35.033	19.983	114.7	37.913	79.7	38.738	43.853	102.9	2:55.520	75.21	6.793	17:15:57.287
4-	34.345	20.001	115.3	37.944	75.4	39.261	IN PIT		3:06.277 P	70.87	17.550	17:19:03.564
5-	OUTLAP	20.341	110.0	47.509	58.2	45.710	47.480	103.0	4:21.328	50.52	1:32.601	17:23:24.892
6-	34.735	19.494	116.9	36.846	78.6	38.759	43.156	105.5	2:52.990	76.31	4.263	17:26:17.882
7-	33.707	19.441	117.1	36.853	79.6	38.366	42.529	108.8	2:50.896 (3)	77.25	2.169	17:29:08.778
8-	32.983	19.062	119.1	36.084	79.8	37.950	42.648	107.2	2:48.727 (1)	78.24		17:31:57.505
9-	33.715	19.347	117.9	36.227	79.9	38.327	43.163	106.5	2:50.779 (2)	77.30	2.052	17:34:48.284

P19 37 A Paul FRÖDE Honda NSF - Team RAS Intact GP

IDEAL LAP TIME : 2:47.601 BEST LAP TIME : 2:48.869 DIFFERENCE : 1.268

LAP	SECTOR 1	SECTOR 2	SECTOR 3	SECTOR 4	SECTOR 5	LAP TIME	MPH	DIFF	TIME OF DAY			
1-	OUTLAP	20.568	110.9	41.153	72.6	40.951	43.045	107.8		17:10:56.491		
2-	33.452	19.337	113.5	36.580	78.8	38.636	43.341	108.1	2:51.346	77.05	2.477	17:13:47.837
3-	33.303	19.149	114.5	36.518	79.7	39.332	43.708	106.7	2:52.010	76.75	3.141	17:16:39.847
4-	32.973	19.067	114.7	36.614	79.7	38.178	42.987	107.4	2:49.819 (3)	77.74	0.950	17:19:29.666
5-	32.935	18.890	115.3	35.867	79.0	38.273	42.904	108.1	2:48.869 (1)	78.18		17:22:18.535
6-	32.589	19.007	115.5	36.765	76.8	38.971	42.664	108.8	2:49.996	77.66	1.127	17:25:08.531
7-	32.716	18.716	119.1	37.179	81.3	39.346	43.131	108.7	2:51.088	77.16	2.219	17:27:59.619
8-	32.386	18.870	116.7	36.856	78.7	38.818	42.454	108.8	2:49.384 (2)	77.94	0.515	17:30:49.003
9-	32.423	18.764	117.7	36.311	78.6	39.162	43.303	106.5	2:49.963	77.67	1.094	17:33:38.966

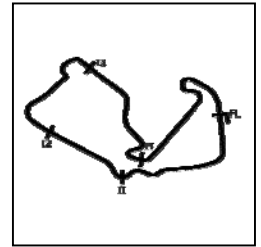
Silverstone GP

Circuit Length = 3.6673 miles

Start: 17:07 Flag 17:32 End: 17:35

Weather / Track : Cloudy / Wet

FREE PRACTICE 2 - SECTOR ANALYSIS



SECTOR 1 = FL to I1, SECTOR 2 = I1 to I2, SECTOR 3 = I2 to I3, SECTOR 4 = I3 to I4, SECTOR 5 = I4 to FL, DIFF = Difference To Personal Best Lap, P = Crossed Finish Line in Pit Lane, D = Time Disallowed

P20		22 A		Marie MENDE		Honda NSF - ADAC Sachsen e.V.						
IDEAL LAP TIME : 2:47.803		BEST LAP TIME : 2:49.105		DIFFERENCE : 1.302								
LAP	SECTOR 1	SECTOR 2	SECTOR 3	SECTOR 4	SECTOR 5	LAP TIME	MPH	DIFF	TIME OF DAY			
1-	OUTLAP	19.347	118.5	37.417	76.8	38.967	42.744	105.9		17:10:55.251		
2-	33.183	18.787	120.4	36.281	78.8	38.001	42.853	105.5	2:49.105 (1)	78.07	17:13:44.356	
3-	32.814	18.673	119.8	37.246	79.5	38.060	42.405	105.5	2:49.198 (2)	78.02	0.093	17:16:33.554
4-	33.531	19.582	118.7	36.315	79.8	38.603	42.920	105.5	2:50.951	77.22	1.846	17:19:24.505
5-	33.844	19.009	119.4	36.652	81.0	38.283	43.258	106.7	2:51.046	77.18	1.941	17:22:15.551
6-	33.356	19.367	120.4	37.842	79.1	38.197	43.211	107.4	2:51.973	76.77	2.868	17:25:07.524
7-	33.352	18.751	121.1	37.411	80.1	38.477	42.565	104.5	2:50.556	77.40	1.451	17:27:58.080
8-	33.247	18.628	122.2	37.544	80.4	38.362	42.385	105.5	2:50.166 (3)	77.58	1.061	17:30:48.246

P21		56		Charlie ATKINS		Honda NSF - Wilson Racing						
IDEAL LAP TIME : 2:48.918		BEST LAP TIME : 2:50.551		DIFFERENCE : 1.633								
LAP	SECTOR 1	SECTOR 2	SECTOR 3	SECTOR 4	SECTOR 5	LAP TIME	MPH	DIFF	TIME OF DAY			
1-	OUTLAP	21.404	102.7	44.746	69.6	43.166	45.958	101.6		17:10:27.862		
2-	37.027	19.722	110.7	39.654	73.1	40.166	44.632	108.5	3:01.201 (3)	72.86	10.650	17:13:29.063
3-	34.465	18.992	115.7	38.578	80.5	39.333	IN PIT		3:02.273 P	72.43	11.722	17:16:31.336
4-	OUTLAP	19.149	122.9	37.790	78.6	38.928	43.978	107.6	3:17.835	66.73	27.284	17:19:49.171
5-	34.069	18.711	122.2	36.437	79.7	38.776	42.911	108.5	2:50.904 (2)	77.25	0.353	17:22:40.075
6-	33.454	18.767	122.0	37.481	78.7	38.220	42.629	109.2	2:50.551 (1)	77.41		17:25:30.626
7-	33.951	19.444	121.5	35.904	80.3	51.928	IN PIT		3:15.872 P	67.40	25.321	17:28:46.498
8-	OUTLAP	20.498	116.3	40.139	67.9	42.223	46.320	98.3	4:15.563	51.66	1:25.012	17:33:02.061

P22		6 A		Jeffrey BUIS		Honda NSF - Ernst Dubbink Eveno Racing						
IDEAL LAP TIME : 2:50.157		BEST LAP TIME : 2:51.185		DIFFERENCE : 1.028								
LAP	SECTOR 1	SECTOR 2	SECTOR 3	SECTOR 4	SECTOR 5	LAP TIME	MPH	DIFF	TIME OF DAY			
1-	OUTLAP	20.497	111.8	38.936	78.9	40.632	44.758	108.7		17:10:08.742		
2-	35.844	19.504	114.3	37.783	78.6	40.503	44.096	110.3	2:57.730	74.28	6.545	17:13:06.472
3-	34.507	19.069	121.3	37.192	81.8	39.431	43.332	108.7	2:53.531	76.08	2.346	17:16:00.003
4-	34.316	19.121	118.3	37.535	80.9	39.257	44.478	108.3	2:54.707	75.56	3.522	17:18:54.710
5-	34.453	19.407	119.6	36.870	79.2	38.922	42.988	109.7	2:52.640	76.47	1.455	17:21:47.350
6-	33.377	19.129	119.4	37.319	81.5	38.563	43.533	110.5	2:51.921 (2)	76.79	0.736	17:24:39.271
7-	34.015	18.929	119.6	36.780	80.1	38.735	43.790	108.1	2:52.249 (3)	76.64	1.064	17:27:31.520
8-	34.580	19.142	120.0	37.556	80.8	39.465	44.028	108.1	2:54.771	75.54	3.586	17:30:26.291
9-	33.754	19.015	120.0	36.408	82.6	38.455	43.553	110.9	2:51.185 (1)	77.12		17:33:17.476

P23		8 A		Marvin SIEBDRATH		Honda NSF - Team RAS Intact GP						
IDEAL LAP TIME : 2:52.229		BEST LAP TIME : 2:52.229		DIFFERENCE : 0.000								
LAP	SECTOR 1	SECTOR 2	SECTOR 3	SECTOR 4	SECTOR 5	LAP TIME	MPH	DIFF	TIME OF DAY			
1-	OUTLAP	19.902	118.1	38.735	76.3	41.373	44.509	107.4		17:11:13.371		
2-	34.422	19.699	117.7	37.398	76.6	39.911	43.929	106.9	2:55.359 (3)	75.28	3.130	17:14:08.730
3-	34.165	19.256	118.3	37.253	78.1	40.727	44.192	107.4	2:55.593	75.18	3.364	17:17:04.323
4-	34.047	19.289	118.5	37.192	75.6	40.602	44.432	107.1	2:55.562	75.20	3.333	17:19:59.885
5-	33.897	19.388	118.5	37.140	77.5	39.767	43.976	107.6	2:54.168 (2)	75.80	1.939	17:22:54.053
6-	35.929	20.626	116.1	38.631	76.0	42.734	IN PIT		3:12.222 P	68.68	19.993	17:26:06.275
7-	OUTLAP	19.493	118.3	38.032	77.6	41.795	44.113	108.8	4:03.950	54.11	1:11.721	17:30:10.225
8-	33.473	19.032	120.0	36.855	79.8	39.354	43.515	108.5	2:52.229 (1)	76.65		17:33:02.454

P24		81		Myles WASLEY		Honda NSF - Aqua Construction & Cannock Site Services						
IDEAL LAP TIME : 2:51.112		BEST LAP TIME : 2:52.535		DIFFERENCE : 1.423								
LAP	SECTOR 1	SECTOR 2	SECTOR 3	SECTOR 4	SECTOR 5	LAP TIME	MPH	DIFF	TIME OF DAY			
1-	OUTLAP	21.630	114.9	40.491	74.9	40.734	45.963	106.7		17:10:19.985		
2-	34.725	19.585	118.3	39.849	76.6	40.800	45.715	103.8	3:00.674	73.07	8.139	17:13:20.659
3-	33.976	19.299	120.0	38.401	76.5	40.265	45.283	109.2	2:57.224	74.49	4.689	17:16:17.883
4-	34.863	19.690	118.1	37.710	78.2	39.415	44.192	108.5	2:55.870	75.06	3.335	17:19:13.753
5-	33.589	19.359	117.3	38.742	71.3	39.747	44.670	108.3	2:56.107	74.96	3.572	17:22:09.860
6-	33.205	19.259	118.5	37.800	73.9	39.491	44.429	104.5	2:54.184	75.79	1.649	17:25:04.044
7-	33.278	19.101	117.9	37.514	76.2	38.913	44.058	108.1	2:52.864 (2)	76.37	0.329	17:27:56.908

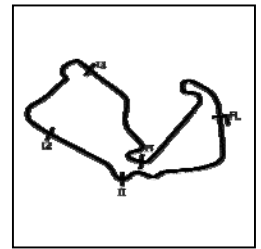
Silverstone GP
 Circuit Length = 3.6673 miles
 Start: 17:07 Flag 17:32 End: 17:35

MCRCB BULLETIN TK062

2017 MCE British Superbike Championship - Round 9

2017 HEL Performance British Motostar Std & ADAC NEC

FREE PRACTICE 2 - SECTOR ANALYSIS



SECTOR 1 = FL to I1, SECTOR 2 = I1 to I2, SECTOR 3 = I2 to I3, SECTOR 4 = I3 to I4, SECTOR 5 = I4 to FL, DIFF = Difference To Personal Best Lap, P = Crossed Finish Line in Pit Lane, D = Time Disallowed

8 -	33.790	<i>18.998</i>	<i>120.2</i>	37.648	77.2	39.478	43.240	108.1	2:53.154 (3)	76.24	0.619	17:30:50.062
9 -	32.787	19.106	118.9	37.174	76.6	39.228	44.240	108.7	2:52.535 (1)	76.52		17:33:42.597

P25	48	Ewan POTTER					Honda NSF -						
IDEAL LAP TIME : 2:53.867		BEST LAP TIME : 2:54.191			DIFFERENCE : 0.324								
LAP	SECTOR 1	SECTOR 2	SECTOR 3	SECTOR 4	SECTOR 5	LAP TIME	MPH	DIFF	TIME OF DAY				
1 -	OUTLAP	20.221	114.9	40.584	76.1	41.052	46.852	105.2		17:13:08.784			
2 -	36.363	20.115	112.0	39.621	79.3	40.894	46.712	103.8	3:03.705	71.86	9.514	17:16:12.489	
3 -	35.778	20.375	113.3	38.505	79.5	39.524	45.302	103.5	2:59.484	73.55	5.293	17:19:11.973	
4 -	35.411	20.118	115.9	39.107	79.5	39.632	44.691	105.2	2:58.959	73.77	4.768	17:22:10.932	
5 -	33.996	19.450	115.1	37.805	80.5	38.968	43.972	105.5	2:54.191 (1)	75.79		17:25:05.123	
6 -	33.773	19.349	115.5	38.532	79.5	39.544	45.199	105.7	2:56.397 (2)	74.84	2.206	17:28:01.520	
7 -	34.110	19.782	115.7	38.349	78.6	40.843	45.665	101.4	2:58.749	73.85	4.558	17:31:00.269	
8 -	34.187	19.662	114.9	38.247	78.3	40.279	44.749	103.8	2:57.124 (3)	74.53	2.933	17:33:57.393	

P26	55	Jack SCOTT					Honda NSF - J J Racing						
IDEAL LAP TIME : 2:53.071		BEST LAP TIME : 2:54.579			DIFFERENCE : 1.508								
LAP	SECTOR 1	SECTOR 2	SECTOR 3	SECTOR 4	SECTOR 5	LAP TIME	MPH	DIFF	TIME OF DAY				
1 -	OUTLAP	20.829	99.5	40.508	75.1	41.162	45.939	106.0		17:10:15.228			
2 -	37.229	20.458	109.8	39.287	78.0	41.002	45.527	105.2	3:03.503	71.94	8.924	17:13:18.731	
3 -	34.294	20.181	109.8	37.528	78.1	40.948	45.922	102.9	2:58.873	73.80	4.294	17:16:17.604	
4 -	34.821	20.205	110.7	38.514	78.3	40.112	44.808	105.7	2:58.460	73.97	3.881	17:19:16.064	
5 -	34.004	19.746	112.5	37.266	78.9	39.728	44.837	105.2	2:55.581 (3)	75.19	1.002	17:22:11.645	
6 -	34.150	19.586	111.6	37.785	78.2	39.186	44.127	105.3	2:54.834 (2)	75.51	0.255	17:25:06.479	
7 -	33.874	19.425	111.2	37.844	79.7	39.422	44.014	107.2	2:54.579 (1)	75.62		17:28:01.058	

P27	11 A	Lotte UHRE					Honda NSF -						
IDEAL LAP TIME : 2:55.853		BEST LAP TIME : 2:56.073			DIFFERENCE : 0.220								
LAP	SECTOR 1	SECTOR 2	SECTOR 3	SECTOR 4	SECTOR 5	LAP TIME	MPH	DIFF	TIME OF DAY				
1 -	OUTLAP	20.841	102.1	42.363	75.2	43.689	46.305	103.5		17:10:14.919			
2 -	37.205	19.653	105.3	40.213	78.2	42.283	46.254	104.2	3:05.608	71.13	9.535	17:13:20.527	
3 -	36.321	19.519	116.7	39.523	76.3	41.317	45.393	104.7	3:02.073	72.51	6.000	17:16:22.600	
4 -	35.907	19.149	117.5	39.244	78.0	40.922	45.216	103.4	3:00.438	73.16	4.365	17:19:23.038	
5 -	35.984	19.447	116.3	38.721	76.6	40.862	46.017	104.2	3:01.031	72.92	4.958	17:22:24.069	
6 -	35.563	19.312	117.5	39.642	78.3	41.245	45.165	106.0	3:00.927	72.97	4.854	17:25:24.996	
7 -	34.851	19.128	118.5	38.525	80.4	40.409	44.715	105.7	2:57.628 (3)	74.32	1.555	17:28:22.624	
8 -	34.566	19.178	118.5	38.043	74.8	40.027	44.259	106.9	2:56.073 (1)	74.98		17:31:18.697	
9 -	34.736	19.141	118.5	38.515	77.0	39.937	44.179	106.5	2:56.508 (2)	74.79	0.435	17:34:15.205	

P28	65 A	Filip REHACEK					Honda NSF - Brno Circuit Junior Racing Team						
IDEAL LAP TIME : 2:58.759		BEST LAP TIME : 2:59.598			DIFFERENCE : 0.839								
LAP	SECTOR 1	SECTOR 2	SECTOR 3	SECTOR 4	SECTOR 5	LAP TIME	MPH	DIFF	TIME OF DAY				
1 -	OUTLAP	21.264	110.3	39.887	75.0	41.776	47.447	97.7		17:13:20.399			
2 -	37.395	20.133	113.9	39.067	76.9	41.546	46.604	96.8	3:04.745	71.46	5.147	17:16:25.144	
3 -	36.716	20.296	113.7	38.971	77.4	40.663	45.786	99.6	3:02.432	72.36	2.834	17:19:27.576	
4 -	36.619	20.153	114.1	38.142	75.8	40.273	45.468	98.7	3:00.655	73.08	1.057	17:22:28.231	
5 -	35.986	20.217	113.5	38.619	74.8	40.197	45.287	97.1	3:00.306 (3)	73.22	0.708	17:25:28.537	
6 -	35.806	20.044	114.7	37.786	76.1	40.893	45.673	97.4	3:00.202 (2)	73.26	0.604	17:28:28.739	
7 -	36.050	20.042	113.1	37.894	74.8	40.135	45.477	96.9	2:59.598 (1)	73.51		17:31:28.337	
8 -	36.190	20.181	111.8	38.610	76.6	40.479	44.990	97.1	3:00.450	73.16	0.852	17:34:28.787	

P29	13	Jacob CLARK					Honda NSF - Wilson Racing						
IDEAL LAP TIME : 2:59.197		BEST LAP TIME : 2:59.943			DIFFERENCE : 0.746								
LAP	SECTOR 1	SECTOR 2	SECTOR 3	SECTOR 4	SECTOR 5	LAP TIME	MPH	DIFF	TIME OF DAY				
1 -	OUTLAP	22.404	98.8	45.378	69.5	45.459	47.700	101.1		17:10:32.033			
2 -	36.361	20.399	108.4	39.637	75.6	42.543	47.842	101.1	3:06.782	70.68	6.839	17:13:38.815	
3 -	35.930	20.314	109.2	39.928	78.7	41.426	47.182	101.9	3:04.780	71.44	4.837	17:16:43.595	
4 -	35.739	20.164	112.2	39.654	75.6	42.149	47.677	101.0	3:05.383	71.21	5.440	17:19:48.978	
5 -	35.736	19.883	110.7	39.376	74.3	40.990	46.300	102.2	3:02.285	72.42	2.342	17:22:51.263	

Weather / Track : Cloudy / Wet

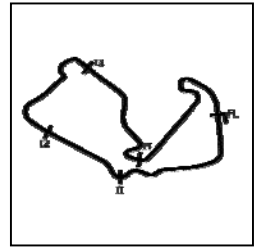
Silverstone GP
 Circuit Length = 3.6673 miles
 Start: 17:07 Flag 17:32 End: 17:35

MCRCB BULLETIN TK062

2017 MCE British Superbike Championship - Round 9

2017 HEL Performance British Motostar Std & ADAC NEC

FREE PRACTICE 2 - SECTOR ANALYSIS



SECTOR 1 = FL to I1, SECTOR 2 = I1 to I2, SECTOR 3 = I2 to I3, SECTOR 4 = I3 to I4, SECTOR 5 = I4 to FL, DIFF = Difference To Personal Best Lap, P = Crossed Finish Line in Pit Lane, D = Time Disallowed

6 -	35.330	19.941	114.1	40.098	74.9	40.500	45.979	103.4	3:01.848 (3)	72.60	1.905	17:25:53.111
7 -	34.507	20.036	109.4	38.990	75.9	41.013	46.578	101.8	3:01.124 (2)	72.89	1.181	17:28:54.235
8 -	34.575	20.141	112.7	40.422	74.8	41.687	46.185	99.3	3:03.010	72.14	3.067	17:31:57.245
9 -	34.889	19.619	114.9	38.728	77.1	40.364	46.343	99.0	2:59.943 (1)	73.36		17:34:57.188

P30	50	Aditya BEHAL					Honda NSF - Microlise Cresswell Racing					
IDEAL LAP TIME : 3:03.739		BEST LAP TIME : 3:04.180					DIFFERENCE : 0.441					

LAP	SECTOR 1	SECTOR 2		SECTOR 3		SECTOR 4		SECTOR 5		LAP TIME	MPH	DIFF	TIME OF DAY
1 -	OUTLAP	22.428	100.3	45.114	72.0	47.026	50.231	94.6					17:10:35.486
2 -	40.631	21.410	98.5	43.208	75.6	45.598	50.112	95.0	3:20.959	65.69	16.779	17:13:56.445	
3 -	39.179	20.505	107.0	42.226	74.8	44.948	49.637	94.7	3:16.495	67.18	12.315	17:17:12.940	
4 -	38.500	20.254	110.9	41.403	75.3	43.769	49.022	98.0	3:12.948	68.42	8.768	17:20:25.888	
5 -	37.011	20.065	117.7	40.307	76.5	42.782	48.140	97.8	3:08.305	70.11	4.125	17:23:34.193	
6 -	36.990	19.936	118.1	39.427	74.3	42.838	47.175	101.6	3:06.366 (3)	70.84	2.186	17:26:40.559	
7 -	35.710	19.745	118.3	39.934	75.0	42.420	46.982	99.3	3:04.791 (2)	71.44	0.611	17:29:45.350	
8 -	36.047	19.601	120.0	39.531	76.9	42.102	46.899	99.3	3:04.180 (1)	71.68		17:32:49.530	

MCRCB BULLETIN TK063**2017 MCE British Superbike Championship - Round 9****2017 HEL Performance British Motostar Std & ADAC NEC****FREE PRACTICE 2 - BEST SPEEDS**

POS	INTERMEDIATE 1		INTERMEDIATE 2		INTERMEDIATE 3		INTERMEDIATE 4		FINISH LINE			
	NO	NAME	MPH	NO	NAME	MPH	NO	NAME	MPH	NO	NAME	MPH
1			2	STRUDWICK	123.5	1	GEIGER	87.0		4	ORGIS	113.5
2			1	GEIGER	123.3	3	ERHARD	86.7		19	RODRIGUEZ	112.9
3			30	COOK	123.1	4	ORGIS	86.0		26	OGDEN	112.8
4			56	ATKINS	122.9	52	KÖNIG	85.8		2	STRUDWICK	112.6
5			22	MENDE	122.2	54	FALCK	85.4		30	COOK	112.6
6			9	VLEESCHAUWER	121.7	33	DUNNIK	85.3		52	KÖNIG	112.4
7			3	ERHARD	121.5	30	COOK	84.6		1	GEIGER	111.4
8			19	RODRIGUEZ	121.5	9	VLEESCHAUWER	83.9		3	ERHARD	111.4
9			26	OGDEN	121.3	2	STRUDWICK	83.7		9	VLEESCHAUWER	111.4
10			6	BUIS	121.3	72	HORSMAN	83.7		33	DUNNIK	110.9
11			33	DUNNIK	120.6	45	SWANN	83.4		49	FREITAG	110.9
12			45	SWANN	120.6	89	MORETON	83.3		6	BUIS	110.9
13			54	FALCK	120.2	19	RODRIGUEZ	83.2		89	MORETON	110.3
14			49	FREITAG	120.2	6	BUIS	82.6		72	HORSMAN	110.1
15			81	WASLEY	120.2	49	FREITAG	82.2		54	FALCK	109.9
16			89	MORETON	120.0	26	OGDEN	81.7		45	SWANN	109.2
17			8	SIEBDRATH	120.0	66	OTTEN	81.5		56	ATKINS	109.2
18			50	BEHAL	120.0	37	FRÖDE	81.3		81	WASLEY	109.2
19			4	ORGIS	119.8	22	MENDE	81.3		46	HOLE	108.8
20			72	HORSMAN	119.4	56	ATKINS	80.5		37	FRÖDE	108.8
21			52	KÖNIG	119.1	48	POTTER	80.5		8	SIEBDRATH	108.8
22			66	OTTEN	119.1	11	UHRE	80.4		95	TURNER	108.3
23			46	HOLE	119.1	46	HOLE	79.9		66	OTTEN	107.4
24			37	FRÖDE	119.1	8	SIEBDRATH	79.8		22	MENDE	107.4
25			11	UHRE	118.5	55	SCOTT	79.7		55	SCOTT	107.2
26			95	TURNER	116.3	95	TURNER	79.1		11	UHRE	106.9
27			48	POTTER	115.9	13	CLARK	78.7		48	POTTER	105.7
28			13	CLARK	114.9	81	WASLEY	78.2		13	CLARK	103.4
29			65	REHACEK	114.7	65	REHACEK	77.4		50	BEHAL	101.6
30			55	SCOTT	112.5	50	BEHAL	76.9		65	REHACEK	99.6

Weather / Track : Cloudy / Wet

Results can be found at www.tsl-timing.com

Silverstone GP

Circuit Length = 3.6673 miles

Start: 17:07 Flag 17:32 End: 17:35

Printed - 17:36 Friday, 08 September 2017

MCRCB BULLETIN TK064

2017 MCE British Superbike Championship - Round 9

2017 HEL Performance British Motostar Std & ADAC NEC

FREE PRACTICE 2 - BEST SECTORS

SECTOR 1		SECTOR 2		SECTOR 3		SECTOR 4		SECTOR 5		IDEAL / BEST COMPARISON							
POS	NO	TIME	NO	TIME	NO	TIME	NO	TIME	NO	TIME	POS	NO	NAME	IDEAL	BEST	DIFF	
														PERFECT LAP	2:37.204		
1	1	GEI 30.768	1	GEI 17.975	4	ORG 33.256	1	GEI 35.279	1	GEI 39.926	1	1	GEIGER	2:37.385	2:37.983	0.598	
2	3	ERH 30.939	3	ERH 18.138	1	GEI 33.437	3	ERH 35.433	3	ERH 40.238	2	3	ERHARD	2:38.410	2:38.750	0.340	
3	4	ORG 31.327	33	DUN 18.166	3	ERH 33.662	54	FAL 36.075	19	ROD 40.260	3	4	ORGIS	2:40.402	2:41.126	0.724	
4	9	VLE 31.387	2	STR 18.249	9	VLE 33.843	9	VLE 36.150	54	FAL 40.861	4	9	VLEESCHAUWER	2:40.811	2:41.686	0.875	
5	2	STR 31.431	19	ROD 18.358	54	FAL 33.850	33	DUN 36.241	9	VLE 40.881	5	54	FALCK	2:40.814	2:41.081	0.267	
6	54	FAL 31.585	4	ORG 18.372	33	DUN 33.856	4	ORG 36.527	4	ORG 40.920	6	33	DUNNIK	2:40.946	2:41.411	0.465	
7	33	DUN 31.747	30	COO 18.419	2	STR 34.319	2	STR 36.633	33	DUN 40.936	7	19	RODRIGUEZ	2:41.541	2:42.143	0.602	
8	30	COO 31.878	54	FAL 18.443	19	ROD 34.400	19	ROD 36.640	2	STR 41.068	8	2	STRUDWICK	2:41.700	2:42.061	0.361	
9	19	ROD 31.883	45	SWA 18.511	30	COO 34.514	30	COO 37.236	30	COO 41.387	9	30	COOK	2:43.434	2:43.661	0.227	
10	45	SWA 32.177	9	VLE 18.550	45	SWA 35.094	45	SWA 37.298	52	KON 41.817	10	45	SWANN	2:45.052	2:45.108	0.056	
11	89	MOR 32.280	22	MEN 18.628	66	OTT 35.305	52	KON 37.351	45	SWA 41.972	11	52	KONIG	2:46.579	2:46.579	0.000	
12	26	OGD 32.351	26	OGD 18.647	49	FRE 35.580	66	OTT 37.439	95	TUR 42.221	12	49	FREITAG	2:47.046	2:47.046	0.000	
13	37	FRO 32.386	52	KON 18.660	72	HOR 35.670	49	FRE 37.584	49	FRE 42.242	13	89	MORETON	2:47.092	2:47.180	0.088	
14	49	FRE 32.714	56	ATK 18.711	89	MOR 35.845	89	MOR 37.673	26	OGD 42.340	14	66	OTTEN	2:47.122	2:47.979	0.857	
15	52	KON 32.783	37	FRO 18.716	37	FRO 35.867	72	HOR 37.691	89	MOR 42.354	15	26	OGDEN	2:47.268	2:48.430	1.162	
16	81	WAS 32.787	49	FRE 18.926	56	ATK 35.904	95	TUR 37.761	22	MEN 42.385	16	37	FRODE	2:47.601	2:48.869	1.268	
17	22	MEN 32.814	6	BUI 18.929	95	TUR 35.907	46	HOL 37.950	66	OTT 42.450	17	22	MENDE	2:47.803	2:49.105	1.302	
18	66	OTT 32.944	72	HOR 18.939	26	OGD 35.938	26	OGD 37.992	37	FRO 42.454	18	95	TURNER	2:48.487	2:48.552	0.065	
19	46	HOL 32.983	89	MOR 18.940	52	KON 35.968	22	MEN 38.001	46	HOL 42.529	19	72	HORSMAN	2:48.557	2:48.557	0.000	
20	55	SCO 33.180	66	OTT 18.984	22	MEN 35.975	37	FRO 38.178	56	ATK 42.629	20	46	HOLE	2:48.608	2:48.727	0.119	
21	72	HOR 33.242	81	WAS 18.998	46	HOL 36.084	56	ATK 38.220	6	BUI 42.988	21	56	ATKINS	2:48.918	2:50.551	1.633	
22	95	TUR 33.297	8	SIE 19.032	6	BUI 36.408	6	BUI 38.455	72	HOR 43.015	22	6	BUIS	2:50.157	2:51.185	1.028	
23	6	BUI 33.377	46	HOL 19.062	8	SIE 36.855	81	WAS 38.913	81	WAS 43.240	23	81	WASLEY	2:51.112	2:52.535	1.423	
24	56	ATK 33.454	11	UHR 19.128	81	WAS 37.174	48	POT 38.968	8	SIE 43.515	24	8	SIEBRATH	2:52.229	2:52.229	0.000	
25	8	SIE 33.473	95	TUR 19.301	55	SCO 37.266	55	SCO 39.186	48	POT 43.972	25	55	SCOTT	2:53.071	2:54.579	1.508	
26	48	POT 33.773	48	POT 19.349	65	REH 37.786	8	SIE 39.354	55	SCO 44.014	26	48	POTTER	2:53.867	2:54.191	0.324	
27	13	CLA 34.507	55	SCO 19.425	48	POT 37.805	11	UHR 39.937	11	UHR 44.179	27	11	UHRE	2:55.853	2:56.073	0.220	
28	11	UHR 34.566	50	BEH 19.601	11	UHR 38.043	65	REH 40.135	65	REH 44.990	28	65	REHACEK	2:58.759	2:59.598	0.839	
29	50	BEH 35.710	13	CLA 19.619	13	CLA 38.728	13	CLA 40.364	13	CLA 45.979	29	13	CLARK	2:59.197	2:59.943	0.746	
30	65	REH 35.806	65	REH 20.042	50	BEH 39.427	50	BEH 42.102	50	BEH 46.899	30	50	BEHAL	3:03.739	3:04.180	0.441	

Weather / Track : Cloudy / Wet

Results can be found at www.tsl-timing.com

Silverstone GP

Circuit Length = 3.6673 miles

Start: 17:07 Flag 17:32 End: 17:35

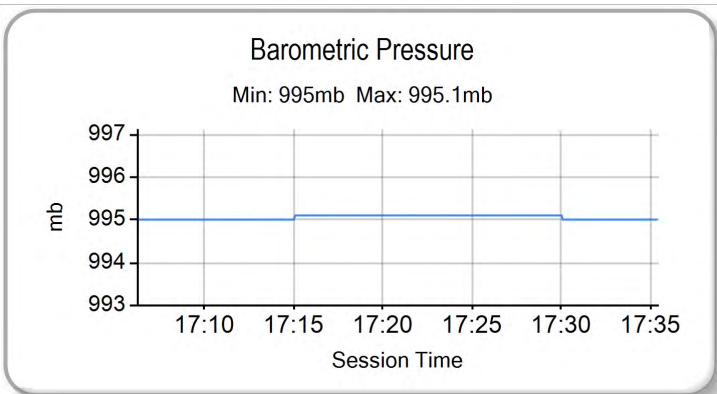
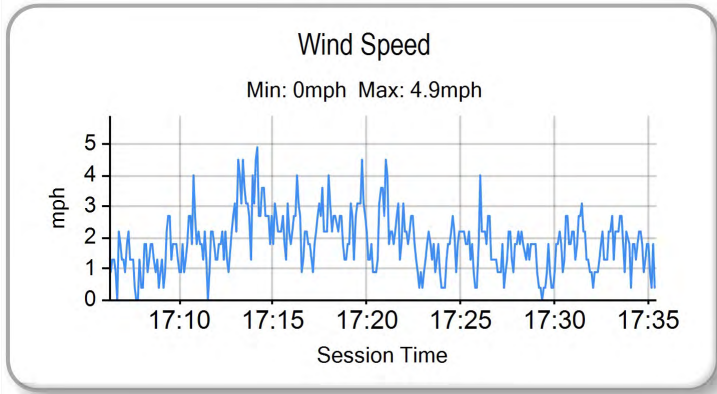
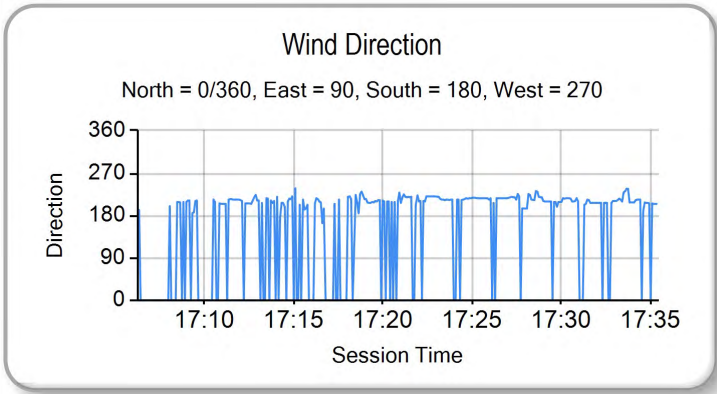
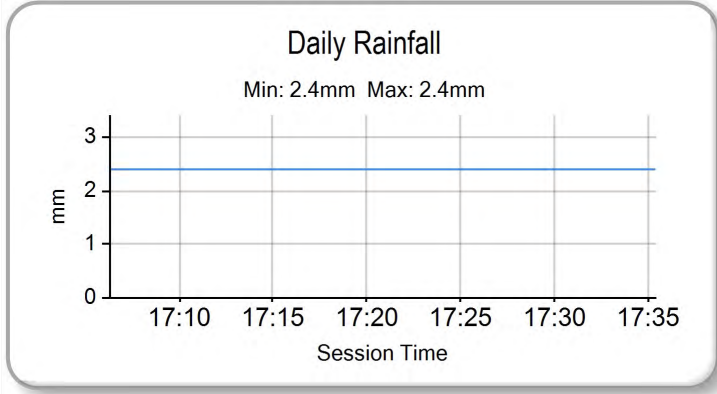
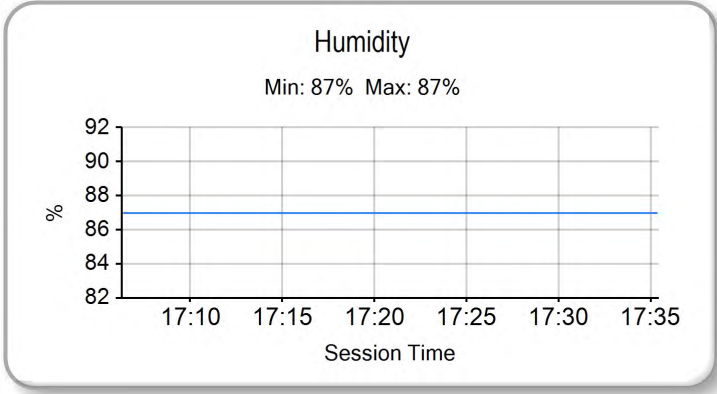
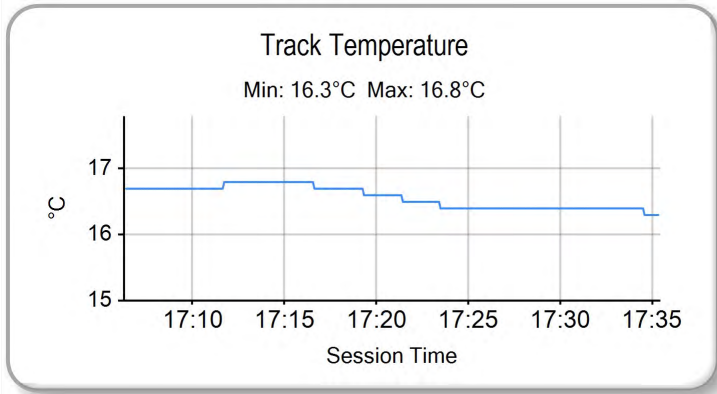
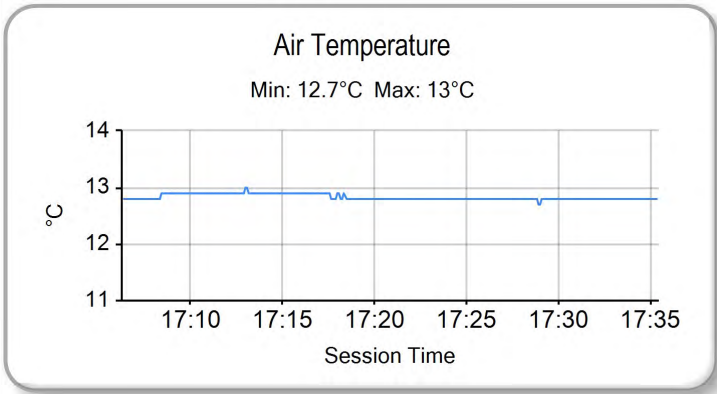
Printed - 17:37 Friday, 08 September 2017

MCRCB BULLETIN TK065

2017 MCE British Superbike Championship - Round 9

2017 HEL Performance British Motostar Std & ADAC NEC

FREE PRACTICE 2 - WEATHER CONDITIONS



Weather / Track : Cloudy / Wet

Results can be found at www.tsl-timing.com

Silverstone GP
Circuit Length = 3.6673 miles
Start: 17:07 Flag 17:32 End: 17:35

Printed - 17:37 Friday, 08 September 2017

MCRCB BULLETIN TK091

2017 MCE British Superbike Championship - Round 9

2017 HEL Performance British Motostar GP & ADAC NEC

QUALIFYING - CLASSIFICATION



POS	NO	CL	PIC NAME	ENTRY	TIME	ON	LAPS	GAP	DIFF	MPH
1	69		1 Tom BOOTH-AMOS	KTM - City Lifting RS Racing	2:16.236	8	9			96.90
2	47		2 Jake ARCHER	KTM - City Lifting RS Racing	2:17.920	10	10	1.684	1.684	95.72
3	12		3 Edward RENDELL	KTM - Banks Racing	2:20.228	8	10	3.992	2.308	94.14
4	3		4 Richard KERR	KTM - North West Racing	2:20.391	10	10	4.155	0.163	94.04
5	15		5 Eugene McMANUS	KTM - RS Racing / E15 Racing	2:20.506	6	9	4.270	0.115	93.96
6	64		6 Asher DURHAM	Mahindra - Microlise Cresswell Racing	2:20.780	7	9	4.544	0.274	93.78
7	7	A	1 Tim GEORGI	KTM - ADAC Berlin-Brandenburg e.V.	2:20.815	11	11	4.579	0.035	93.75
8	35		7 Elliot LODGE	FTR - Spike Racing / SP125	2:20.862	9	10	4.626	0.047	93.72
9	44		8 Edmund BEST	KTM - SymCirrus Motorsport	2:21.026	10	10	4.790	0.164	93.61
10	41	A	2 Jan-Ole JÄHNIG	KTM - Freudenbrug / ADAC Hessen Thür.	2:21.109	11	11	4.873	0.083	93.56
11	17		9 Tom CARNE	Tigcraft - Neatafan / Tigcraft Racing	2:21.834	7	9	5.598	0.725	93.08
12	79		10 Storm STACEY	Kalex - FPW Racing	2:22.320	4	10	6.084	0.486	92.76
13	34		11 Liam DELVES	DR-Moto - Stauff Connect Academy / Dr-Moto	2:22.418	10	10	6.182	0.098	92.70
14	61	A	3 Ernst DUBBINK	Honda - Ernst Dubbink Eveno Racing	2:23.870	10	10	7.634	1.452	91.76
15	25		12 Mike BROUWERS	KTM - TEC7-Joma / Brouwersracingteam	2:23.977	7	9	7.741	0.107	91.69
16	52		13 Jorel BOERBOOM	Kalex KTM - Fireplace Warehouse	2:24.397	4	9	8.161	0.420	91.43
17	23		14 Sam LLEWELLYN	KTM - SymCirrus Motorsport	2:24.750	3	5	8.514	0.353	91.20
18	27		15 Josh HODGE	KTM - Team HPR	2:24.826	5	7	8.590	0.076	91.16
19	20		16 Joel MARKLUND	KTM - Marklund Solutions / SP125	2:26.093	9	10	9.857	1.267	90.36
20	99		17 Stephen CAMPBELL	Honda - Campbell Racing	2:26.656	3	5	10.420	0.563	90.02
21	54		18 Sam BURMAN	KTM - TeamWNT / Burman Racing	2:26.745	10	10	10.509	0.089	89.96
22	77	A	4 Ruben BIJMAN	Honda - B.V. Racing Moto 3	2:29.022	9	9	12.786	2.277	88.59

QUALIFYING LAPTIME (110.0% of 2:16.236) = 2:29.859

Silverstone GP
 Circuit Length = 3.6673 miles
 Start: 10:21 Flag 10:46 End: 10:48

Weather / Track : Cloudy / Dry
 These results are provisional until the conclusion of any judicial and technical matters.

Race Director :	Stewards :	Timekeeper :
-----------------	------------	--------------

Results can be found at www.britishsuperbike.com

Printed - 10:49 Saturday, 09 September 2017

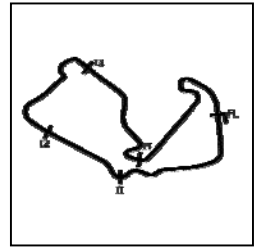


MCRCB BULLETIN TK092

2017 MCE British Superbike Championship - Round 9

2017 HEL Performance British Motostar GP & ADAC NEC

QUALIFYING - SECTOR ANALYSIS



SECTOR 1 = FL to I1, SECTOR 2 = I1 to I2, SECTOR 3 = I2 to I3, SECTOR 4 = I3 to I4, SECTOR 5 = I4 to FL, DIFF = Difference To Personal Best Lap, P = Crossed Finish Line in Pit Lane, D = Time Disallowed

P1 69		Tom BOOTH-AMOS					KTM - City Lifting RS Racing					
IDEAL LAP TIME : 2:15.928		BEST LAP TIME : 2:16.236					DIFFERENCE : 0.308					
LAP	SECTOR 1	SECTOR 2	SECTOR 3	SECTOR 4	SECTOR 5	LAP TIME	MPH	DIFF	TIME OF DAY			
1-	OUTLAP	17.877	126.3	30.592	96.1	35.652	36.646	123.3		10:24:34.355		
2-	27.508	16.519	130.3	29.176	98.9	31.693	36.039	122.4	2:20.935	93.67	4.699	10:26:55.290
3-	27.181	16.781	130.0	28.954	99.8	30.912	35.686	122.6	2:19.514 (3)	94.63	3.278	10:29:14.804
4-	27.520	16.396	128.8	29.196	99.5	31.076	IN PIT		2:25.265 P	90.88	9.029	10:31:40.069
5-	OUTLAP	16.198	129.5	30.075	96.6	31.178	36.028	122.6	6:49.228	32.26	4:32.992	10:38:29.297
6-	27.415	16.303	129.8	28.571	101.5	30.536	35.310	123.3	2:48.135 D	95.57	1.899	10:40:47.432
7-	26.948	16.240	129.3	28.378	101.8	30.485	35.112	123.6	2:17.163 (2)	96.25	0.927	10:43:04.595
8-	26.682	16.084	130.3	28.184	103.0	30.180	35.106	125.9	2:16.236 (1)	96.90		10:45:20.831
9-	26.495	16.072	131.0	28.217	101.8	30.071	35.270	125.9	2:46.125 D	96.98		10:47:36.956

P2 47		Jake ARCHER					KTM - City Lifting RS Racing					
IDEAL LAP TIME : 2:17.920		BEST LAP TIME : 2:17.920					DIFFERENCE : 0.000					
LAP	SECTOR 1	SECTOR 2	SECTOR 3	SECTOR 4	SECTOR 5	LAP TIME	MPH	DIFF	TIME OF DAY			
1-	OUTLAP	17.363	129.5	31.025	97.3	31.950	36.901	120.8				10:24:26.734
2-	27.760	16.457	130.8	29.553	99.5	31.249	35.971	122.9	2:20.990	93.64	3.070	10:26:47.724
3-	27.245	16.443	130.3	29.248	98.9	31.140	35.727	122.9	2:19.803	94.43	1.883	10:29:07.527
4-	26.967	16.433	130.3	29.011	99.5	31.120	35.646	123.1	2:19.177 (3)	94.86	1.257	10:31:26.704
5-	27.102	16.418	130.3	29.149	98.6	31.115	35.955	122.9	2:19.739	94.47	1.819	10:33:46.443
6-	28.253	16.594	130.8	29.486	98.1	31.497	IN PIT		2:28.877 P	88.67	10.957	10:36:15.320
7-	OUTLAP	17.474	127.0	31.179	93.9	39.517	36.425	123.3	4:35.021	48.00	2:17.101	10:40:50.341
8-	27.591	16.464	130.0	29.037	100.3	31.393	35.982	123.6	2:20.467	93.98	2.547	10:43:10.808
9-	27.357	16.377	130.0	28.912	101.3	30.803	35.435	123.6	2:18.884 (2)	95.06	0.964	10:45:29.692
10-	26.911	16.316	130.0	28.713	101.6	30.591	35.389	123.8	2:17.920 (1)	95.72		10:47:47.612

P3 12		Edward RENDELL					KTM - Banks Racing					
IDEAL LAP TIME : 2:19.949		BEST LAP TIME : 2:20.228					DIFFERENCE : 0.279					
LAP	SECTOR 1	SECTOR 2	SECTOR 3	SECTOR 4	SECTOR 5	LAP TIME	MPH	DIFF	TIME OF DAY			
1-	OUTLAP	17.561	120.6	31.521	94.2	32.721	37.369	119.1				10:24:00.091
2-	27.877	16.893	123.8	30.043	96.1	31.494	36.467	119.7	2:22.774	92.47	2.546	10:26:22.865
3-	27.629	16.763	124.0	29.469	98.8	31.181	36.063	120.4	2:21.105	93.56	0.877	10:28:43.970
4-	27.432	16.771	126.1	29.304	98.5	31.217	36.234	120.2	2:20.958 (3)	93.66	0.730	10:31:04.928
5-	27.589	17.381	123.1	30.371	94.7	31.777	IN PIT		2:31.655 P	87.05	11.427	10:33:36.583
6-	OUTLAP	17.222	123.8	29.970	97.6	31.236	36.251	121.3	4:24.821	49.85	2:04.593	10:38:01.404
7-	27.845	17.071	124.9	29.662	98.6	31.667	36.401	120.8	2:22.646	92.55	2.418	10:40:24.050
8-	27.170	16.788	125.2	29.184	100.6	30.946	36.140	120.8	2:20.228 (1)	94.14		10:42:44.278
9-	27.409	16.586	128.5	29.330	99.2	30.962	36.137	120.0	2:20.424 (2)	94.01	0.196	10:45:04.702
10-	28.315	17.424	124.0	29.262	99.5	32.063	36.726	121.3	2:23.790	91.81	3.562	10:47:28.492

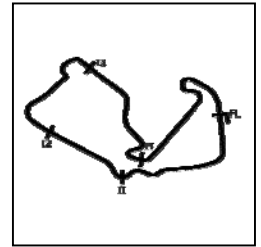
P4 3		Richard KERR					KTM - North West Racing					
IDEAL LAP TIME : 2:19.808		BEST LAP TIME : 2:20.391					DIFFERENCE : 0.583					
LAP	SECTOR 1	SECTOR 2	SECTOR 3	SECTOR 4	SECTOR 5	LAP TIME	MPH	DIFF	TIME OF DAY			
1-	OUTLAP	17.426	129.8	31.562	95.4	33.250	37.670	123.1				10:23:39.438
2-	27.660	16.600	129.0	30.026	98.9	31.896	36.416	125.7	2:22.598	92.58	2.207	10:26:02.036
3-	27.809	16.187	131.8	29.214	99.5	33.744	IN PIT		2:32.078 P	86.81	11.687	10:28:34.114
4-	OUTLAP	17.014	126.8	30.371	94.5	31.733	36.680	121.5	3:28.874	63.20	1:08.483	10:32:02.988
5-	27.406	16.709	126.8	29.524	95.7	31.580	36.526	121.5	2:21.745 (3)	93.14	1.354	10:34:24.733
6-	27.753	16.756	127.0	29.371	95.4	31.576	36.662	121.7	2:22.118	92.89	1.727	10:36:46.851
7-	27.376	16.776	126.1	29.567	94.6	31.623	IN PIT		2:26.315 P	90.23	5.924	10:39:13.166
8-	OUTLAP	16.955	126.3	30.070	94.1	31.879	37.375	122.0	3:22.485	65.20	1:02.094	10:42:35.651
9-	27.629	16.809	127.0	29.287	97.9	31.253	36.137	123.3	2:21.115 (2)	93.55	0.724	10:44:56.766
10-	27.243	16.628	126.6	29.057	97.2	31.395	36.068	122.6	2:20.391 (1)	94.04		10:47:17.157

P5 15		Eugene McMANUS					KTM - RS Racing / E15 Racing					
IDEAL LAP TIME : 2:20.001		BEST LAP TIME : 2:20.506					DIFFERENCE : 0.505					
LAP	SECTOR 1	SECTOR 2	SECTOR 3	SECTOR 4	SECTOR 5	LAP TIME	MPH	DIFF	TIME OF DAY			
1-	OUTLAP	21.406	120.2	32.902	85.3	33.210	36.802	122.6				10:24:27.526

Weather / Track : Cloudy / Dry

Silverstone GP
Circuit Length = 3.6673 miles
Start: 10:21 Flag 10:46 End: 10:48

QUALIFYING - SECTOR ANALYSIS



SECTOR 1 = FL to I1, SECTOR 2 = I1 to I2, SECTOR 3 = I2 to I3, SECTOR 4 = I3 to I4, SECTOR 5 = I4 to FL, DIFF = Difference To Personal Best Lap, P = Crossed Finish Line in Pit Lane, D = Time Disallowed

2-	27.840	16.628	132.1	29.848	96.9	31.735	36.826	122.9	2:22.877 (3)	92.40	2.371	10:26:50.403
3-	27.727	16.536	130.8	29.512	95.1	32.746	37.637	121.1	2:24.158	91.58	3.652	10:29:14.561
4-	27.711	16.447	130.8	29.762	98.2	31.312	IN PIT		2:26.187 P	90.31	5.681	10:31:40.748
5-	OUTLAP	16.923	129.5	30.213	98.1	32.013	36.723	122.2	5:01.899	43.73	2:41.393	10:36:42.647
6-	27.689	16.434	131.5	29.203	99.1	31.134	36.046	123.3	2:20.506 (1)	93.96		10:39:03.153
7-	27.587	16.382	131.0	28.955	95.0	33.875	39.093	122.9	2:25.892	90.49	5.386	10:41:29.045
8-	30.378	20.947	100.6	38.772	70.2	41.909	42.670	122.4	2:54.676	75.58	34.170	10:44:23.721
9-	27.605	16.356	131.3	29.418	98.3	31.266	35.969	123.1	2:20.614 (2)	93.89	0.108	10:46:44.335

P6 64 Asher DURHAM		Mahindra - Microlise Cresswell Racing										
IDEAL LAP TIME : 2:20.304		BEST LAP TIME : 2:20.780		DIFFERENCE : 0.476								
LAP	SECTOR 1	SECTOR 2	SECTOR 3	SECTOR 4	SECTOR 5	LAP TIME	MPH	DIFF	TIME OF DAY			
1-	OUTLAP	17.222	129.0	30.330	97.9	31.942	36.461	123.1				10:25:45.634
2-	27.726	16.658	130.3	29.540	98.1	31.826	36.320	123.1	2:22.070	92.92	1.290	10:28:07.704
3-	27.733	16.622	131.3	30.535	86.7	33.573	36.155	124.0	2:24.618	91.29	3.838	10:30:32.322
4-	27.608	16.563	131.3	29.315	98.5	31.366	35.990	124.0	2:20.842 (2)	93.73	0.062	10:32:53.164
5-	28.341	17.186	122.6	30.350	96.2	33.179	IN PIT		2:36.128 P	84.56	15.348	10:35:29.292
6-	OUTLAP	16.843	128.8	29.699	98.5	31.703	36.371	122.2	5:32.293	39.73	3:11.513	10:41:01.585
7-	27.410	16.631	130.0	29.224	99.2	31.254	36.261	122.9	2:20.780 (1)	93.78		10:43:22.365
8-	27.371	16.643	130.3	29.542	97.5	31.461	36.305	123.3	2:21.322	93.42	0.542	10:45:43.687
9-	27.280	16.556	129.5	29.236	99.2	31.555	36.318	123.3	2:20.945 (3)	93.67	0.165	10:48:04.632

P7 7 A Tim GEORGI		KTM - ADAC Berlin-Brandenburg e.V.										
IDEAL LAP TIME : 2:20.710		BEST LAP TIME : 2:20.815		DIFFERENCE : 0.105								
LAP	SECTOR 1	SECTOR 2	SECTOR 3	SECTOR 4	SECTOR 5	LAP TIME	MPH	DIFF	TIME OF DAY			
1-	OUTLAP	17.119	131.5	31.919	92.8	34.186	37.454	125.5				10:23:40.043
2-	28.983	16.549	133.1	30.406	92.0	32.292	36.540	126.7	2:24.770	91.19	3.955	10:26:04.813
3-	28.398	16.206	135.5	30.011	97.6	31.860	36.305	127.4	2:22.780	92.46	1.965	10:28:27.593
4-	27.810	16.286	132.1	29.578	95.1	31.979	36.299	126.2	2:21.952 (3)	93.00	1.137	10:30:49.545
5-	27.924	16.282	132.6	29.741	96.2	31.970	36.138	126.2	2:22.055	92.93	1.240	10:33:11.600
6-	27.824	16.259	133.9	29.976	97.2	31.727	36.193	125.2	2:21.979	92.98	1.164	10:35:33.579
7-	28.537	17.258	126.8	30.644	92.1	32.724	36.299	126.2	2:25.462	90.76	4.647	10:37:59.041
8-	27.869	16.479	129.8	30.104	96.2	31.969	36.172	126.9	2:22.593	92.58	1.778	10:40:21.634
9-	28.045	16.213	131.8	29.532	97.9	31.597	36.031	125.0	2:21.418 (2)	93.35	0.603	10:42:43.052
10-	28.159	17.550	120.9	30.238	94.1	31.994	36.016	126.7	2:23.957	91.71	3.142	10:45:07.009
11-	27.754	16.311	132.6	29.394	98.2	31.533	35.823	127.7	2:20.815 (1)	93.75		10:47:27.824

P8 35 Elliot LODGE		FTR - Spike Racing / SP125										
IDEAL LAP TIME : 2:20.730		BEST LAP TIME : 2:20.862		DIFFERENCE : 0.132								
LAP	SECTOR 1	SECTOR 2	SECTOR 3	SECTOR 4	SECTOR 5	LAP TIME	MPH	DIFF	TIME OF DAY			
1-	OUTLAP	17.651	128.5	32.456	96.1	33.677	37.584	124.3				10:23:36.639
2-	29.138	17.839	111.1	32.634	89.9	32.544	36.657	123.6	2:28.812	88.71	7.950	10:26:05.451
3-	28.136	16.363	131.3	30.326	97.6	32.815	40.499	122.2	2:28.139	89.12	7.277	10:28:33.590
4-	28.014	16.588	128.3	30.143	98.3	31.730	36.408	121.7	2:22.883	92.40	2.021	10:30:56.473
5-	28.248	16.527	128.5	29.575	99.2	31.954	36.913	121.7	2:23.217	92.18	2.355	10:33:19.690
6-	29.413	16.829	127.3	31.270	90.8	33.106	IN PIT		2:32.898 P	86.34	12.036	10:35:52.588
7-	OUTLAP	16.794	126.8	30.243	97.8	31.999	36.414	122.9	4:30.431	48.81	2:09.569	10:40:23.019
8-	27.778	16.553	128.0	29.682	98.3	31.735	36.102	124.3	2:21.850 (3)	93.07	0.988	10:42:44.869
9-	27.694	16.320	130.5	29.504	100.0	31.356	35.988	124.5	2:20.862 (1)	93.72		10:45:05.731
10-	27.601	16.441	130.0	29.763	99.2	31.731	35.949	123.6	2:21.485 (2)	93.31	0.623	10:47:27.216

P9 44 Edmund BEST		KTM - SymCirrus Motorsport										
IDEAL LAP TIME : 2:20.891		BEST LAP TIME : 2:21.026		DIFFERENCE : 0.135								
LAP	SECTOR 1	SECTOR 2	SECTOR 3	SECTOR 4	SECTOR 5	LAP TIME	MPH	DIFF	TIME OF DAY			
1-	OUTLAP	17.657	123.1	30.593	95.0	32.000	36.582	120.4				10:23:55.411
2-	28.000	16.892	125.2	29.670	97.1	31.654	IN PIT		2:26.615 P	90.04	5.589	10:26:22.026
3-	OUTLAP	17.109	127.8	29.751	92.6	31.715	36.439	120.4	4:08.132	53.20	1:47.106	10:30:30.158
4-	27.689	16.708	126.6	29.401	97.5	31.341	36.265	121.1	2:21.404 (2)	93.36	0.378	10:32:51.562
5-	28.349	17.706	105.8	30.497	96.2	31.612	36.403	120.6	2:24.567	91.32	3.541	10:35:16.129
6-	27.839	16.849	126.3	29.530	97.2	31.657	36.209	120.6	2:22.084 (3)	92.91	1.058	10:37:38.213

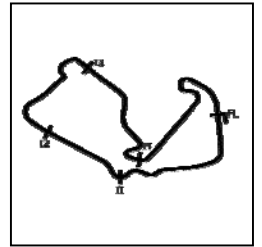
Silverstone GP

Circuit Length = 3.6673 miles

Start: 10:21 Flag 10:46 End: 10:48

Weather / Track : Cloudy / Dry

QUALIFYING - SECTOR ANALYSIS



SECTOR 1 = FL to I1, SECTOR 2 = I1 to I2, SECTOR 3 = I2 to I3, SECTOR 4 = I3 to I4, SECTOR 5 = I4 to FL, DIFF = Difference To Personal Best Lap, P = Crossed Finish Line in Pit Lane, D = Time Disallowed

7-	27.846	17.564	121.7	29.780	96.2	31.498	36.418	120.6	2:23.106	92.25	2.080	10:40:01.319
8-	30.099	18.018	110.0	31.031	94.3	32.461	40.629	119.7	2:32.238	86.72	11.212	10:42:33.557
9-	28.244	17.101	124.2	29.449	97.3	31.507	36.610	121.5	2:22.911	92.38	1.885	10:44:56.468
10-	27.772	16.531	129.0	29.140	99.7	31.322	36.261	122.6	2:21.026 (1)	93.61		10:47:17.494

P10 41 A		Jan-Ole JÄHNIG					KTM - Freudenbrug / ADAC Hessen Thür.					
IDEAL LAP TIME : 2:20.711		BEST LAP TIME : 2:21.109					DIFFERENCE : 0.398					
LAP	SECTOR 1	SECTOR 2		SECTOR 3		SECTOR 4	SECTOR 5		LAP TIME	MPH	DIFF	TIME OF DAY
1-	OUTLAP	17.132	130.0	31.744	91.6	33.168	37.077	124.0				10:23:38.228
2-	29.013	16.313	132.8	30.661	96.8	32.260	36.545	126.2	2:24.792	91.18	3.683	10:26:03.020
3-	28.274	16.235	133.6	30.144	95.4	32.182	36.579	123.3	2:23.414	92.05	2.305	10:28:26.434
4-	29.417	16.119	133.4	30.842	98.5	32.223	35.980	125.2	2:24.581	91.31	3.472	10:30:51.015
5-	28.110	16.293	131.3	30.234	93.8	32.213	36.242	123.1	2:23.092	92.26	1.983	10:33:14.107
6-	27.930	16.302	131.0	29.858	95.1	31.635	35.934	124.0	2:21.659 (2)	93.19	0.550	10:35:35.766
7-	27.883	16.261	132.3	30.493	95.7	31.883	36.371	122.9	2:22.891	92.39	1.782	10:37:58.657
8-	27.852	16.519	127.8	30.271	97.2	31.699	36.418	123.8	2:22.759	92.48	1.650	10:40:21.416
9-	27.976	16.477	127.0	29.741	99.4	31.822	36.010	125.9	2:22.026	92.95	0.917	10:42:43.442
10-	28.103	16.488	128.5	29.886	98.8	31.531	35.821	126.2	2:21.829 (3)	93.08	0.720	10:45:05.271
11-	27.659	16.514	131.5	29.663	97.8	31.534	35.739	125.0	2:21.109 (1)	93.56		10:47:26.380

P11 17		Tom CARNE					Tigcraft - Neatafan / Tigcraft Racing					
IDEAL LAP TIME : 2:21.336		BEST LAP TIME : 2:21.834					DIFFERENCE : 0.498					
LAP	SECTOR 1	SECTOR 2		SECTOR 3		SECTOR 4	SECTOR 5		LAP TIME	MPH	DIFF	TIME OF DAY
1-	OUTLAP	17.371	124.0	31.280	93.5	32.528	37.236	118.2				10:25:52.481
2-	28.263	17.320	124.7	29.893	95.8	31.963	36.679	118.0	2:24.118	91.60	2.284	10:28:16.599
3-	28.214	17.003	125.6	29.559	96.8	31.749	36.562	118.2	2:23.087 (3)	92.26	1.253	10:30:39.686
4-	27.863	17.117	124.2	29.793	94.9	32.038	IN PIT		2:26.981 P	89.82	5.147	10:33:06.667
5-	OUTLAP	17.610	123.3	30.600	95.4	32.055	37.148	117.4	3:30.393	62.75	1:08.559	10:36:37.060
6-	28.390	16.819	125.4	29.938	95.4	31.691	36.529	117.0	2:23.367	92.08	1.533	10:39:00.427
7-	27.794	16.940	125.2	29.361	98.8	31.236	36.503	118.4	2:21.834 (1)	93.08		10:41:22.261
8-	27.708	16.926	125.2	30.179	95.0	32.535	37.642	117.6	2:24.990	91.05	3.156	10:43:47.251
9-	27.543	16.900	125.6	29.674	97.1	31.430	36.377	118.9	2:21.924 (2)	93.02	0.090	10:46:09.175

P12 79		Storm STACEY					Kalex - FPW Racing					
IDEAL LAP TIME : 2:21.890		BEST LAP TIME : 2:22.320					DIFFERENCE : 0.430					
LAP	SECTOR 1	SECTOR 2		SECTOR 3		SECTOR 4	SECTOR 5		LAP TIME	MPH	DIFF	TIME OF DAY
1-	OUTLAP	17.991	122.4	32.369	97.3	33.452	37.982	120.8				10:23:35.981
2-	29.129	16.688	128.5	30.163	98.1	32.159	37.022	122.4	2:25.161	90.95	2.841	10:26:01.142
3-	28.319	16.537	130.5	29.663	100.9	31.814	36.416	123.3	2:22.749	92.48	0.429	10:28:23.891
4-	27.953	16.646	129.8	29.734	98.9	31.928	36.059	124.5	2:22.320 (1)	92.76		10:30:46.211
5-	29.374	18.310	111.1	31.684	93.8	32.655	IN PIT		2:37.410 P	83.87	15.090	10:33:23.621
6-	OUTLAP	17.636	124.7	31.024	95.0	32.802	37.257	123.3	4:37.089	47.64	2:14.769	10:38:00.710
7-	28.440	16.749	129.0	30.003	99.2	32.120	36.705	124.5	2:24.017	91.67	1.697	10:40:24.727
8-	27.855	16.628	130.0	29.711	99.1	31.943	36.414	124.0	2:22.551 (2)	92.61	0.231	10:42:47.278
9-	28.017	16.583	129.0	30.021	98.1	31.776	36.171	125.0	2:22.568 (3)	92.60	0.248	10:45:09.846
10-	29.196	17.771	121.3	32.212	94.1	32.607	36.291	124.5	2:28.077	89.15	5.757	10:47:37.923

P13 34		Liam DELVES					DR-Moto - Stauff Connect Academy / Dr-Moto					
IDEAL LAP TIME : 2:22.123		BEST LAP TIME : 2:22.418					DIFFERENCE : 0.295					
LAP	SECTOR 1	SECTOR 2		SECTOR 3		SECTOR 4	SECTOR 5		LAP TIME	MPH	DIFF	TIME OF DAY
1-	OUTLAP	17.700	129.8	32.566	95.7	32.779	37.538	122.0				10:23:35.995
2-	28.674	17.173	123.3	30.342	97.5	32.189	36.679	120.6	2:25.057	91.01	2.639	10:26:01.052
3-	28.028	16.979	125.2	29.949	98.1	31.772	36.454	121.3	2:23.182 (3)	92.20	0.764	10:28:24.234
4-	27.741	16.793	127.5	29.728	98.8	31.886	36.276	122.2	2:22.424 (2)	92.69	0.006	10:30:46.658
5-	29.087	17.568	115.7	30.715	96.0	34.681	IN PIT		2:33.444 P	86.04	11.026	10:33:20.102
6-	OUTLAP	17.878	122.2	30.253	95.3	32.740	37.236	120.0	3:52.865	56.69	1:30.447	10:37:12.967
7-	27.990	17.030	124.9	29.608	97.6	31.837	36.769	120.2	2:23.234	92.17	0.816	10:39:36.201
8-	28.511	17.963	116.9	30.519	96.8	33.116	IN PIT		2:30.541 P	87.69	8.123	10:42:06.742
9-	OUTLAP	17.205	124.7	29.975	97.2	31.902	36.583	121.7	3:07.604	70.37	45.186	10:45:14.346
10-	27.719	16.849	125.9	29.609	97.6	31.727	36.514	121.3	2:22.418 (1)	92.70		10:47:36.764

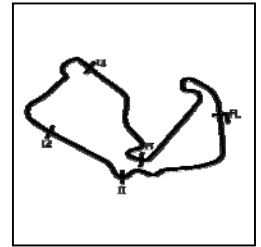
Weather / Track : Cloudy / Dry

Silverstone GP

Circuit Length = 3.6673 miles

Start: 10:21 Flag 10:46 End: 10:48

QUALIFYING - SECTOR ANALYSIS



SECTOR 1 = FL to I1, SECTOR 2 = I1 to I2, SECTOR 3 = I2 to I3, SECTOR 4 = I3 to I4, SECTOR 5 = I4 to FL, DIFF = Difference To Personal Best Lap, P = Crossed Finish Line in Pit Lane, D = Time Disallowed

P14 61 A Ernst DUBBINK		Honda - Ernst Dubbink Eveno Racing										
IDEAL LAP TIME : 2:23.711		BEST LAP TIME : 2:23.870			DIFFERENCE : 0.159							
LAP	SECTOR 1	SECTOR 2	SECTOR 3	SECTOR 4	SECTOR 5	LAP TIME	MPH	DIFF	TIME OF DAY			
1-	OUTLAP	17.741	122.9	32.436	93.5	33.424	37.967	122.6		10:23:36.233		
2-	29.195	16.875	129.5	30.434	97.5	32.401	36.800	122.9	2:25.705	90.61	1.835	10:26:01.938
3-	28.355	17.005	128.8	30.132	98.3	32.310	37.009	122.2	2:24.811 (3)	91.16	0.941	10:28:26.749
4-	28.347	16.863	129.3	30.217	97.1	33.802	38.616	121.1	2:27.845	89.29	3.975	10:30:54.594
5-	29.156	17.685	117.1	30.316	97.2	32.819	IN PIT		2:33.348 P	86.09	9.478	10:33:27.942
6-	OUTLAP	17.210	126.3	30.596	94.5	32.533	37.162	120.0	3:51.301	57.07	1:27.431	10:37:19.243
7-	29.235	17.651	122.9	30.988	95.7	32.582	IN PIT		2:35.155 P	85.09	11.285	10:39:54.398
8-	OUTLAP	17.433	125.6	30.439	96.2	32.342	36.935	120.6	2:44.896	80.06	21.026	10:42:39.294
9-	28.501	16.929	125.6	30.317	97.2	32.105	36.676	120.6	2:24.528 (2)	91.34	0.658	10:45:03.822
10-	28.160	16.960	126.1	30.094	96.0	31.918	36.738	122.0	2:23.870 (1)	91.76		10:47:27.692

P15 25 Mike BROUWERS		KTM - TEC7-Joma / Brouwersracingteam										
IDEAL LAP TIME : 2:23.191		BEST LAP TIME : 2:23.977			DIFFERENCE : 0.786							
LAP	SECTOR 1	SECTOR 2	SECTOR 3	SECTOR 4	SECTOR 5	LAP TIME	MPH	DIFF	TIME OF DAY			
1-	OUTLAP	17.924	124.0	31.943	93.5	33.557	38.130	118.2		10:23:35.943		
2-	28.900	17.106	125.9	31.030	95.3	32.552	37.210	120.0	2:26.798	89.93	2.821	10:26:02.741
3-	28.789	16.796	125.6	30.442	97.1	32.381	37.073	120.6	2:25.481	90.74	1.504	10:28:28.222
4-	28.112	16.781	126.8	30.007	97.1	32.320	36.849	119.1	2:24.069 (2)	91.63	0.092	10:30:52.291
5-	28.104	17.717	107.8	31.815	92.4	34.278	IN PIT		2:35.587 P	84.85	11.610	10:33:27.878
6-	OUTLAP	18.176	109.4	31.256	94.7	32.562	37.350	117.8	5:35.556	39.34	3:11.579	10:39:03.434
7-	28.011	16.875	124.2	30.200	96.9	31.869	37.022	117.2	2:23.977 (1)	91.69		10:41:27.411
8-	28.487	17.001	122.9	29.977	97.1	31.994	36.982	118.4	2:24.441	91.40	0.464	10:43:51.852
9-	27.884	16.872	124.0	29.808	97.1	32.585	37.259	117.6	2:24.408 (3)	91.42	0.431	10:46:16.260

P16 52 Jorel BOERBOOM		Kalex KTM - Fireplace Warehouse										
IDEAL LAP TIME : 2:23.877		BEST LAP TIME : 2:24.397			DIFFERENCE : 0.520							
LAP	SECTOR 1	SECTOR 2	SECTOR 3	SECTOR 4	SECTOR 5	LAP TIME	MPH	DIFF	TIME OF DAY			
1-	OUTLAP	18.305	122.6	31.900	93.8	33.442	38.019	120.4		10:23:35.546		
2-	28.997	17.304	124.2	30.655	97.3	32.349	36.782	123.1	2:26.087	90.37	1.690	10:26:01.633
3-	28.499	16.761	129.3	29.972	96.8	32.369	37.135	122.0	2:24.736 (2)	91.21	0.339	10:28:26.369
4-	28.500	16.935	128.5	29.903	96.8	32.313	36.746	122.0	2:24.397 (1)	91.43		10:30:50.766
5-	30.720	17.375	122.2	31.606	92.1	33.436	IN PIT		2:42.643 P	81.17	18.246	10:33:33.409
6-	OUTLAP	17.467	125.6	31.042	91.9	32.957	37.165	122.0	4:27.025	49.44	2:02.628	10:38:00.434
7-	28.413	17.109	125.9	30.394	98.1	32.054	36.800	123.8	2:24.770 (3)	91.19	0.373	10:40:25.204
8-	28.762	16.911	127.5	30.641	89.8	34.485	IN PIT		2:35.045 P	85.15	10.648	10:43:00.249
9-	OUTLAP	17.740	123.8	31.219	94.9	33.473	38.234	120.4	3:53.080 D	56.64	1:28.683	10:46:53.329

P17 23 Sam LLEWELLYN		KTM - SymCirrus Motorsport										
IDEAL LAP TIME : 2:24.178		BEST LAP TIME : 2:24.750			DIFFERENCE : 0.572							
LAP	SECTOR 1	SECTOR 2	SECTOR 3	SECTOR 4	SECTOR 5	LAP TIME	MPH	DIFF	TIME OF DAY			
1-	OUTLAP	17.977	124.5	32.669	94.5	33.595	37.751	121.3		10:23:36.400		
2-	29.120	16.867	128.0	30.700	97.2	32.626	37.075	122.0	2:26.388 (2)	90.18	1.638	10:26:02.788
3-	29.077	16.812	128.8	29.969	96.4	31.906	36.986	120.2	2:24.750 (1)	91.20		10:28:27.538
4-	28.505	17.278	125.2	30.299	96.0	32.773	IN PIT		2:30.753 P	87.57	6.003	10:30:58.291
5-	OUTLAP	17.272	120.4	32.413	94.7	34.211	39.451	116.6	5:16.848	41.66	2:52.098	10:36:15.139

P18 27 Josh HODGE		KTM - Team HPR										
IDEAL LAP TIME : 2:24.373		BEST LAP TIME : 2:24.826			DIFFERENCE : 0.453							
LAP	SECTOR 1	SECTOR 2	SECTOR 3	SECTOR 4	SECTOR 5	LAP TIME	MPH	DIFF	TIME OF DAY			
1-	OUTLAP	17.712	123.5	31.688	93.2	32.791	37.201	119.3		10:23:29.440		
2-	28.471	17.111	123.5	30.866	94.2	32.391	37.051	120.0	2:25.890	90.49	1.064	10:25:55.330
3-	28.361	17.054	123.3	30.531	93.9	32.158	36.942	119.3	2:25.046 (3)	91.02	0.220	10:28:20.376
4-	28.391	17.073	123.5	30.504	94.5	32.214	36.808	119.5	2:24.990 (2)	91.05	0.164	10:30:45.366
5-	28.158	17.006	124.2	30.387	93.4	32.391	36.884	119.3	2:24.826 (1)	91.16		10:33:10.192
6-	28.286	16.967	124.9	30.703	91.8	32.289	IN PIT		2:34.198 P	85.61	9.372	10:35:44.390
7-	OUTLAP	17.529	122.4	30.809	93.7	32.513	37.359	120.0	3:43.756	59.00	1:18.930	10:39:28.146

Silverstone GP

Circuit Length = 3.6673 miles

Start: 10:21 Flag 10:46 End: 10:48

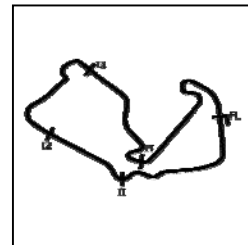
Weather / Track : Cloudy / Dry

MCRCB BULLETIN TK092

2017 MCE British Superbike Championship - Round 9

2017 HEL Performance British Motostar GP & ADAC NEC

QUALIFYING - SECTOR ANALYSIS



SECTOR 1 = FL to I1, SECTOR 2 = I1 to I2, SECTOR 3 = I2 to I3, SECTOR 4 = I3 to I4, SECTOR 5 = I4 to FL, DIFF = Difference To Personal Best Lap, P = Crossed Finish Line in Pit Lane, D = Time Disallowed

P19 20		Joel MARKLUND					KTM - Marklund Solutions / SP125					
IDEAL LAP TIME : 2:25.284		BEST LAP TIME : 2:26.093					DIFFERENCE : 0.809					
LAP	SECTOR 1	SECTOR 2	SECTOR 3	SECTOR 4	SECTOR 5	LAP TIME	MPH	DIFF	TIME OF DAY			
1-	OUTLAP	17.574	128.5	32.716	92.5	33.299	37.500	123.6		10:23:36.742		
2-	29.337	16.784	129.0	30.619	97.8	32.845	37.285	122.0	2:26.870	89.89	0.777	10:26:03.612
3-	28.817	16.598	129.5	30.671	96.8	32.767	37.474	120.6	2:26.327 (2)	90.22	0.234	10:28:29.939
4-	28.792	16.780	127.3	30.711	95.7	32.975	37.228	121.3	2:26.486	90.12	0.393	10:30:56.425
5-	28.863	16.741	127.8	30.362	96.0	32.621	37.801	120.2	2:26.388 (3)	90.18	0.295	10:33:22.813
6-	28.797	16.969	126.1	30.553	93.2	32.893	37.396	119.5	2:26.608	90.05	0.515	10:35:49.421
7-	29.199	16.953	125.4	30.521	96.0	32.819	IN PIT		2:34.220 P	85.60	8.127	10:38:23.641
8-	OUTLAP	17.132	125.6	31.089	95.0	32.980	37.716	120.2	4:18.861	51.00	1:52.768	10:42:42.502
9-	28.917	16.779	125.4	30.602	97.8	32.539	37.256	121.7	2:26.093 (1)	90.36		10:45:08.595
10-	28.557	16.990	126.3	30.482	97.2	32.737	37.823	120.6	2:26.589	90.06	0.496	10:47:35.184

P20 99		Stephen CAMPBELL					Honda - Campbell Racing					
IDEAL LAP TIME : 2:26.251		BEST LAP TIME : 2:26.656					DIFFERENCE : 0.405					
LAP	SECTOR 1	SECTOR 2	SECTOR 3	SECTOR 4	SECTOR 5	LAP TIME	MPH	DIFF	TIME OF DAY			
1-	OUTLAP	18.194	117.1	32.329	87.0	33.506	38.409	115.1				10:24:28.360
2-	28.557	17.495	120.0	30.902	92.6	32.594	38.265	114.1	2:27.807 (2)	89.32	1.151	10:26:56.167
3-	28.575	17.362	119.4	30.813	92.6	32.262	37.644	114.1	2:26.656 (1)	90.02		10:29:22.823
4-	28.984	17.700	113.7	30.967	94.9	32.713	IN PIT		2:33.449 P	86.03	6.793	10:31:56.272
5-	OUTLAP	17.628	119.1	31.369	91.1	33.006	37.898	114.3	5:32.829	39.66	3:06.173	10:37:29.101

P21 54		Sam BURMAN					KTM - TeamWNT / Burman Racing					
IDEAL LAP TIME : 2:26.150		BEST LAP TIME : 2:26.745					DIFFERENCE : 0.595					
LAP	SECTOR 1	SECTOR 2	SECTOR 3	SECTOR 4	SECTOR 5	LAP TIME	MPH	DIFF	TIME OF DAY			
1-	OUTLAP	17.770	129.5	33.625	89.3	33.958	39.373	122.6				10:23:39.792
2-	29.679	17.304	129.3	31.606	91.5	33.592	38.950	122.4	2:31.131	87.35	4.386	10:26:10.923
3-	29.643	17.390	127.5	31.497	92.5	33.346	38.590	121.7	2:30.466	87.74	3.721	10:28:41.389
4-	29.222	17.162	128.0	31.059	92.8	32.952	38.339	122.6	2:28.734	88.76	1.989	10:31:10.123
5-	29.241	17.069	128.5	31.247	96.0	32.888	38.246	122.6	2:28.691	88.79	1.946	10:33:38.814
6-	29.576	17.847	127.5	32.628	91.8	35.237	IN PIT		2:43.833 P	80.58	17.088	10:36:22.647
7-	OUTLAP	18.363	124.2	32.967	94.7	33.397	38.527	124.7	4:03.474	54.22	1:36.729	10:40:26.121
8-	28.505	16.758	130.0	30.686	89.4	33.216	37.813	123.1	2:26.978 (2)	89.82	0.233	10:42:53.099
9-	28.679	17.109	128.8	31.104	94.6	32.843	37.978	122.6	2:27.713 (3)	89.37	0.968	10:45:20.812
10-	28.487	17.180	128.5	30.859	94.5	32.618	37.601	122.4	2:26.745 (1)	89.96		10:47:47.557

P22 77 A		Ruben BIJMAN					Honda - B.V. Racing Moto 3					
IDEAL LAP TIME : 2:28.785		BEST LAP TIME : 2:29.022					DIFFERENCE : 0.237					
LAP	SECTOR 1	SECTOR 2	SECTOR 3	SECTOR 4	SECTOR 5	LAP TIME	MPH	DIFF	TIME OF DAY			
1-	OUTLAP	19.159	119.1	34.301	76.4	35.598	39.836	112.2				10:24:44.861
2-	30.626	18.303	119.8	32.691	88.3	34.241	38.825	114.5	2:34.686	85.34	5.664	10:27:19.547
3-	30.203	18.065	120.2	32.354	89.1	33.947	38.756	114.1	2:33.325	86.10	4.303	10:29:52.872
4-	29.772	18.013	120.4	31.496	92.1	34.006	38.319	114.5	2:31.606	87.08	2.584	10:32:24.478
5-	31.146	18.275	120.0	31.678	90.9	34.096	IN PIT		2:42.685 P	81.15	13.663	10:35:07.163
6-	OUTLAP	18.020	120.4	31.499	89.5	33.507	39.079	114.5	4:27.138	49.42	1:58.116	10:39:34.301
7-	29.449	17.783	121.3	31.243	92.9	33.348	38.779	113.9	2:30.602 (3)	87.66	1.580	10:42:04.903
8-	29.669	17.583	120.6	31.354	90.8	33.563	38.207	115.1	2:30.376 (2)	87.79	1.354	10:44:35.279
9-	29.458	17.811	120.4	30.871	94.2	32.987	37.895	114.9	2:29.022 (1)	88.59		10:47:04.301

Weather / Track : Cloudy / Dry

Silverstone GP

Circuit Length = 3.6673 miles

Start: 10:21 Flag 10:46 End: 10:48

MCRCB BULLETIN TK093**2017 MCE British Superbike Championship - Round 9****2017 HEL Performance British Motostar GP & ADAC NEC****QUALIFYING - BEST SPEEDS**

POS	INTERMEDIATE 1		INTERMEDIATE 2		INTERMEDIATE 3		INTERMEDIATE 4		FINISH LINE			
	NO	NAME	MPH	NO	NAME	MPH	NO	NAME	MPH	NO	NAME	MPH
1			7	GEORGI	135.5	69	BOOTH-AMOS	103.0		7	GEORGI	127.7
2			41	JÄHNIG	133.6	47	ARCHER	101.6		41	JÄHNIG	126.2
3			15	McMANUS	132.1	79	STACEY	100.9		69	BOOTH-AMOS	125.9
4			3	KERR	131.8	12	RENDELL	100.6		3	KERR	125.7
5			64	DURHAM	131.3	35	LODGE	100.0		79	STACEY	125.0
6			35	LODGE	131.3	44	BEST	99.7		54	BURMAN	124.7
7			69	BOOTH-AMOS	131.0	3	KERR	99.5		35	LODGE	124.5
8			47	ARCHER	130.8	41	JÄHNIG	99.4		64	DURHAM	124.0
9			79	STACEY	130.5	64	DURHAM	99.2		47	ARCHER	123.8
10			54	BURMAN	130.0	15	McMANUS	99.1		52	BOERBOOM	123.8
11			34	DELVES	129.8	17	CARNE	98.8		20	MARKLUND	123.6
12			61	DUBBINK	129.5	34	DELVES	98.8		15	McMANUS	123.3
13			20	MARKLUND	129.5	61	DUBBINK	98.3		61	DUBBINK	122.9
14			52	BOERBOOM	129.3	7	GEORGI	98.2		44	BEST	122.6
15			44	BEST	129.0	52	BOERBOOM	98.1		34	DELVES	122.2
16			23	LLEWELLYN	128.8	20	MARKLUND	97.8		23	LLEWELLYN	122.0
17			12	RENDELL	128.5	23	LLEWELLYN	97.2		12	RENDELL	121.3
18			25	BROUWERS	126.8	25	BROUWERS	97.1		25	BROUWERS	120.6
19			17	CARNE	125.6	54	BURMAN	96.0		27	HODGE	120.0
20			27	HODGE	125.2	99	CAMPBELL	95.3		17	CARNE	118.9
21			77	BIJMAN	121.3	27	HODGE	94.5		99	CAMPBELL	115.1
22			99	CAMPBELL	120.0	77	BIJMAN	94.2		77	BIJMAN	115.1

Weather / Track : Cloudy / Dry

Results can be found at www.tsl-timing.com

Silverstone GP

Circuit Length = 3.6673 miles

Start: 10:21 Flag 10:46 End: 10:48

Printed - 10:50 Saturday, 09 September 2017

MCRCB BULLETIN TK094

2017 MCE British Superbike Championship - Round 9

2017 HEL Performance British Motostar GP & ADAC NEC

QUALIFYING - BEST SECTORS

SECTOR 1		SECTOR 2		SECTOR 3		SECTOR 4		SECTOR 5		IDEAL / BEST COMPARISON											
POS	NO	TIME	NO	TIME	NO	TIME	NO	TIME	NO	TIME	POS	NO	NAME	IDEAL	BEST	DIFF					
														PERFECT LAP	2:15.928						
1	69	BOO	26.495	69	BOO	16.072	69	BOO	28.184	69	BOO	30.071	69	BOO	35.106	1	69	BOOTH-AMOS	2:15.928	2:16.236	0.308
2	47	ARC	26.911	41	JÄH	16.119	47	ARC	28.713	47	ARC	30.591	47	ARC	35.389	2	47	ARCHER	2:17.920	2:17.920	0.000
3	12	REN	27.170	3	KER	16.187	15	McM	28.955	12	REN	30.946	41	JÄH	35.739	3	3	KERR	2:19.808	2:20.391	0.583
4	3	KER	27.243	7	GEO	16.206	3	KER	29.057	15	McM	31.134	7	GEO	35.823	4	12	RENDELL	2:19.949	2:20.228	0.279
5	64	DUR	27.280	47	ARC	16.316	44	BES	29.140	17	CAR	31.236	35	LOD	35.949	5	15	McMANUS	2:20.001	2:20.506	0.505
6	17	CAR	27.543	35	LOD	16.320	12	REN	29.184	3	KER	31.253	15	McM	35.969	6	64	DURHAM	2:20.304	2:20.780	0.476
7	15	McM	27.587	15	McM	16.356	64	DUR	29.224	64	DUR	31.254	64	DUR	35.990	7	7	GEORGI	2:20.710	2:20.815	0.105
8	35	LOD	27.601	44	BES	16.531	17	CAR	29.361	44	BES	31.322	79	STA	36.059	8	41	JÄHNIG	2:20.711	2:21.109	0.398
9	41	JÄH	27.659	79	STA	16.537	7	GEO	29.394	35	LOD	31.356	12	REN	36.063	9	35	LODGE	2:20.730	2:20.862	0.132
10	44	BES	27.689	64	DUR	16.556	35	LOD	29.504	41	JÄH	31.531	3	KER	36.068	10	44	BEST	2:20.891	2:21.026	0.135
11	34	DEL	27.719	12	REN	16.586	34	DEL	29.608	7	GEO	31.533	44	BES	36.209	11	17	CARNE	2:21.336	2:21.834	0.498
12	7	GEO	27.754	20	MAR	16.598	41	JÄH	29.663	34	DEL	31.727	34	DEL	36.276	12	79	STACEY	2:21.890	2:22.320	0.430
13	79	STA	27.855	54	BUR	16.758	79	STA	29.663	79	STA	31.776	17	CAR	36.377	13	34	DELVES	2:22.123	2:22.418	0.295
14	25	BRO	27.884	52	BOE	16.761	25	BRO	29.808	25	BRO	31.869	61	DUB	36.676	14	25	BROUWERS	2:23.191	2:23.977	0.786
15	27	HOD	28.124	25	BRO	16.781	52	BOE	29.903	23	LLE	31.906	52	BOE	36.746	15	61	DUBBINK	2:23.711	2:23.870	0.159
16	61	DUB	28.160	34	DEL	16.793	23	LLE	29.969	61	DUB	31.918	27	HOD	36.808	16	52	BOERBOOM	2:23.877	2:24.397	0.520
17	52	BOE	28.413	23	LLE	16.812	61	DUB	30.094	52	BOE	32.054	25	BRO	36.849	17	23	LLEWELLYN	2:24.178	2:24.750	0.572
18	54	BUR	28.487	17	CAR	16.819	27	HOD	30.356	27	HOD	32.158	23	LLE	36.986	18	27	HODGE	2:24.373	2:24.826	0.453
19	23	LLE	28.505	61	DUB	16.863	20	MAR	30.362	99	CAM	32.262	20	MAR	37.228	19	20	MARKLUND	2:25.284	2:26.093	0.809
20	99	CAM	28.551	27	HOD	16.927	99	CAM	30.432	20	MAR	32.539	54	BUR	37.601	20	54	BURMAN	2:26.150	2:26.745	0.595
21	20	MAR	28.557	99	CAM	17.362	54	BUR	30.686	54	BUR	32.618	99	CAM	37.644	21	99	CAMPBELL	2:26.251	2:26.656	0.405
22	77	BIJ	29.449	77	BIJ	17.583	77	BIJ	30.871	77	BIJ	32.987	77	BIJ	37.895	22	77	BIJMAN	2:28.785	2:29.022	0.237

Weather / Track : Cloudy / Dry

Silverstone GP

Circuit Length = 3.6673 miles

Start: 10:21 Flag 10:46 End: 10:48

Results can be found at www.tsl-timing.com

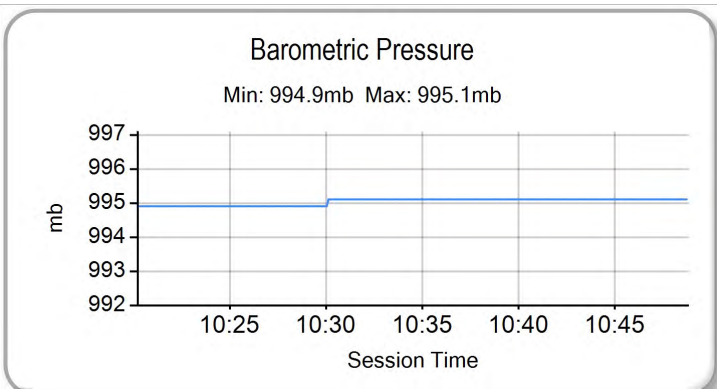
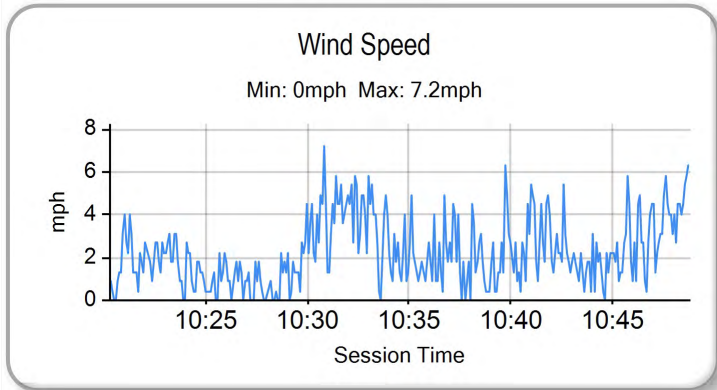
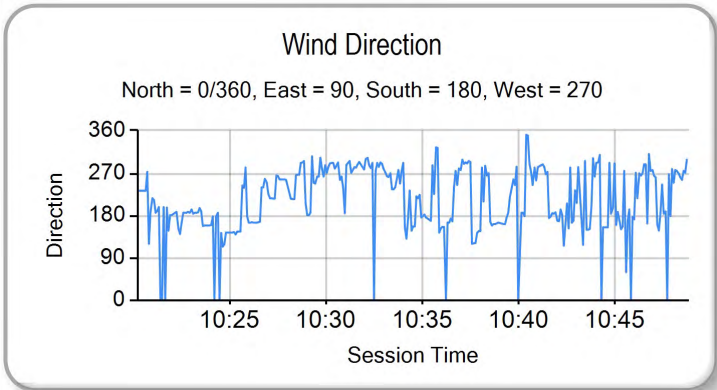
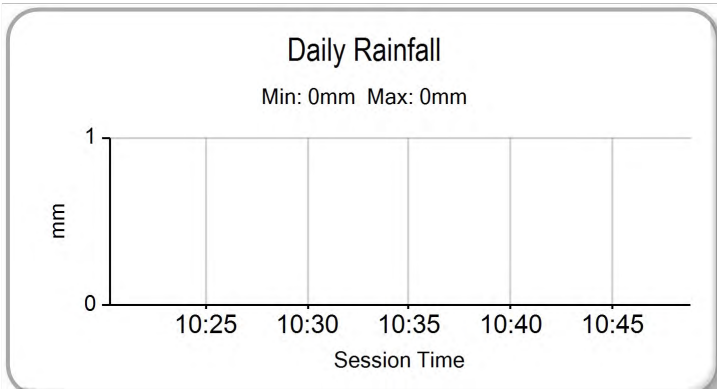
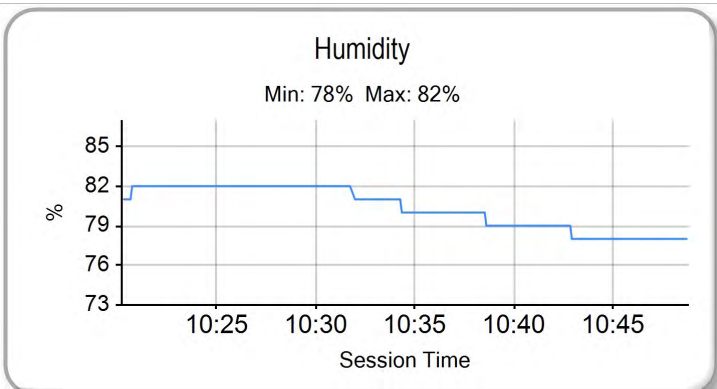
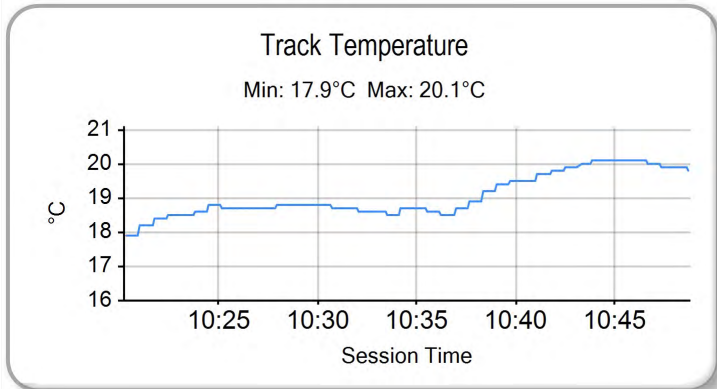
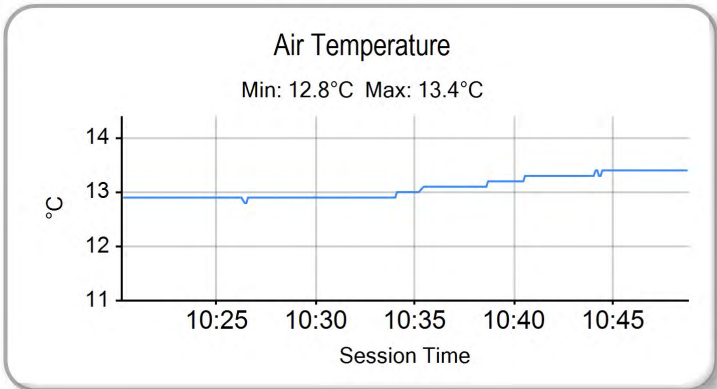
Printed - 10:50 Saturday, 09 September 2017

MCRCB BULLETIN TK095

2017 MCE British Superbike Championship - Round 9

2017 HEL Performance British Motostar GP & ADAC NEC

QUALIFYING - WEATHER CONDITIONS



Weather / Track : Cloudy / Dry

Results can be found at www.tsl-timing.com

Silverstone GP
Circuit Length = 3.6673 miles
Start: 10:21 Flag 10:46 End: 10:48

Printed - 10:50 Saturday, 09 September 2017



ROW 8	22	77	Ruben BIJMAN	2:29.022
ROW 7	21	54	Sam BURMAN	2:26.745
	20	99	Stephen CAMPBELL	2:26.656
	19	20	Joel MARKLUND	2:26.093
ROW 6	18	27	Josh HODGE	2:24.826
	17	23	Sam LLEWELLYN	2:24.750
	16	52	Jorel BOERBOOM	2:24.397
ROW 5	15	25	Mike BROUWERS	2:23.977
	14	61	Ernst DUBBINK	2:23.870
	13	34	Liam DELVES	2:22.418
ROW 4	12	79	Storm STACEY	2:22.320
	11	17	Tom CARNE	2:21.834
	10	41	Jan-Ole JÄHNIG	2:21.109
ROW 3	9	44	Edmund BEST	2:21.026
	8	35	Elliot LODGE	2:20.862
	7	7	Tim GEORGI	2:20.815
ROW 2	6	64	Asher DURHAM	2:20.780
	5	15	Eugene McMANUS	2:20.506
	4	3	Richard KERR	2:20.391
ROW 1	3	12	Edward RENDELL	2:20.228
	2	47	Jake ARCHER	2:17.920
	1	69	Tom BOOTH-AMOS	2:16.236
			Pole	

Silverstone GP
Circuit Length = 3.6673 miles

These results are provisional until the conclusion of any judicial and technical matters.

Race Director :	Stewards :	Timekeeper :
-----------------	------------	--------------

Results can be found at www.britishsuperbike.com

Printed - 10:49 Saturday, 09 September 2017



MCRCB BULLETIN TK097

2017 MCE British Superbike Championship - Round 9

2017 HEL Performance British Motostar Std & ADAC NEC

QUALIFYING - CLASSIFICATION



POS	NO	CL	PIC NAME	ENTRY	TIME	ON	LAPS	GAP	DIFF	MPH
1	2		1 Thomas STRUDWICK	Honda NSF - Case Moto Rapido Moto3	2:23.597	10	10			91.94
2	4	A	1 Leon ORGIS	Honda NSF - Kiefer Racing	2:23.960	10	11	0.363	0.363	91.70
3	1	A	2 Dirk GEIGER	Honda NSF - Kiefer Racing	2:24.305	8	10	0.708	0.345	91.48
4	8	A	3 Marvin SIEBDRATH	Honda NSF - Team RAS Intact GP	2:24.529	11	11	0.932	0.224	91.34
5	19		2 Victor RODRIGUEZ	Honda NSF - GA Competition	2:24.655	7	10	1.058	0.126	91.26
6	49	A	4 Phillipp FREITAG	Honda NSF - F. Koch Rennsport	2:24.724	10	11	1.127	0.069	91.22
7	9	A	5 Luca de VLEESCHAUWER	Honda NSF - Tuybens Honda Center	2:24.801	10	11	1.204	0.077	91.17
8	52	A	6 Oliver KÖNIG	Honda NSF -	2:25.007	10	10	1.410	0.206	91.04
9	30		3 Max COOK	Honda NSF - Wilson Racing	2:25.163	6	10	1.566	0.156	90.94
10	72		4 Cameron HORSMAN	Honda NSF - Nova / FAB Racing	2:25.236	3	10	1.639	0.073	90.90
11	6	A	7 Jeffrey BUIS	Honda NSF - Ernst Dubbink Eveno Racing	2:25.320	11	11	1.723	0.084	90.85
12	55		5 Jack SCOTT	Honda NSF - J J Racing	2:25.715	10	10	2.118	0.395	90.60
13	54	A	8 Lukas FALCK	Honda NSF -	2:25.716	8	10	2.119	0.001	90.60
14	37	A	9 Paul FRÖDE	Honda NSF - Team RAS Intact GP	2:26.040	11	11	2.443	0.324	90.40
15	3	A	10 Toni ERHARD	Honda NSF - Kiefer Racing	2:26.115	10	10	2.518	0.075	90.35
16	24		6 Shane FABER	Honda NSF - SymCirrus Motorsport / Shane Faber Racing	2:26.870	5	10	3.273	0.755	89.89
17	95		7 Ross TURNER	Honda NSF - RedRat Racing	2:26.949	7	10	3.352	0.079	89.84
18	56		8 Charlie ATKINS	Honda NSF - Wilson Racing	2:26.982	9	9	3.385	0.033	89.82
19	26		9 Scott OGDEN	Honda NSF - Cresswell Racing	2:27.321	10	10	3.724	0.339	89.61
20	45		10 Scott SWANN	Honda NSF - Swann Racing	2:27.983	10	10	4.386	0.662	89.21
21	48		11 Ewan POTTER	Honda NSF -	2:28.455	8	9	4.858	0.472	88.93
22	33	A	11 Rick DUNNIK	Honda NSF - HD Racing	2:28.734	9	9	5.137	0.279	88.76
23	11	A	12 Lotte UHRE	Honda NSF -	2:28.777	8	10	5.180	0.043	88.73
24	13		12 Jacob CLARK	Honda NSF - Wilson Racing	2:28.901	8	10	5.304	0.124	88.66
25	66	A	13 Dion OTTEN	Honda NSF - Dion #66 Otten Racing	2:28.935	8	9	5.338	0.034	88.64
26	89		13 T. Fox MORETON	Honda NSF - Banks Racing / Moto Engineering	2:29.728	9	9	6.131	0.793	88.17
27	46	A	14 Tino HOLE	Honda NSF -	2:29.819	8	10	6.222	0.091	88.12
28	81		14 Myles WASLEY	Honda NSF - Aqua Construction & Cannock Site Services	2:29.902	10	10	6.305	0.083	88.07
29	22	A	15 Marie MENDE	Honda NSF - ADAC Sachsen e.V.	2:32.599	7	10	9.002	2.697	86.51
30	65	A	16 Filip REHACEK	Honda NSF - Brno Circuit Junior Racing Team	2:33.194	10	10	9.597	0.595	86.18
31	50		15 Aditya BEHAL	Honda NSF - Microlise Cresswell Racing	2:37.806	9	9	14.209	4.612	83.66

QUALIFYING LAPTIME (110.0% of 2:23.597) = 2:37.956

Weather / Track : Cloudy / Dry

These results are provisional until the conclusion of any judicial and technical matters.

Silverstone GP

Circuit Length = 3.6673 miles

Start: 10:55 Flag 11:20 End: 11:22

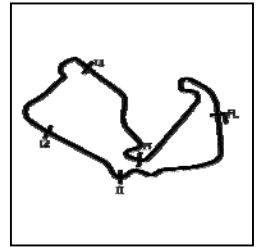
Race Director :	Stewards :	Timekeeper :
-----------------	------------	--------------

Results can be found at www.britishsuperbike.com

Printed - 11:23 Saturday, 09 September 2017



QUALIFYING - SECTOR ANALYSIS



SECTOR 1 = FL to I1, SECTOR 2 = I1 to I2, SECTOR 3 = I2 to I3, SECTOR 4 = I3 to I4, SECTOR 5 = I4 to FL, DIFF = Difference To Personal Best Lap, P = Crossed Finish Line in Pit Lane, D = Time Disallowed

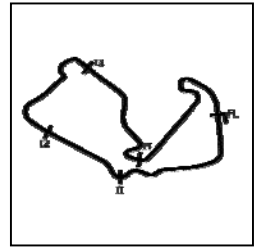
P1		2		Thomas STRUDWICK					Honda NSF - Case Moto Rapido Moto3			
IDEAL LAP TIME : 2:23.254		BEST LAP TIME : 2:23.597		DIFFERENCE : 0.343								
LAP	SECTOR 1	SECTOR 2	SECTOR 3	SECTOR 4	SECTOR 5	LAP TIME	MPH	DIFF	TIME OF DAY			
1-	OUTLAP	17.957	120.9	31.705	93.7	33.176	37.753	115.5		10:58:19.442		
2-	28.527	17.211	123.1	30.381	96.5	32.458	37.339	117.4	2:25.916	90.47	2.319	11:00:45.358
3-	28.830	17.067	122.4	30.092	96.9	32.463	37.193	116.3	2:25.645	90.64	2.048	11:03:11.003
4-	28.351	16.956	122.9	29.978	97.8	32.278	37.217	116.3	2:24.780	91.18	1.183	11:05:35.783
5-	28.252	17.011	122.6	29.971	95.4	32.287	37.054	116.6	2:24.575	91.31	0.978	11:08:00.358
6-	28.372	17.037	121.5	29.751	96.8	32.214	36.947	116.1	2:24.321 (3)	91.47	0.724	11:10:24.679
7-	27.955	17.107	123.3	30.267	95.4	32.157	36.907	116.8	2:24.393	91.43	0.796	11:12:49.072
8-	28.208	17.073	122.4	29.876	95.5	32.051	36.739	118.0	2:23.947 (2)	91.71	0.350	11:15:13.019
9-	29.200	17.804	112.0	30.995	92.8	32.403	36.889	115.7	2:27.291	89.63	3.694	11:17:40.310
10-	28.204	16.833	123.3	29.676	96.0	32.105	36.779	118.0	2:23.597 (1)	91.94		11:20:03.907

P2		4 A		Leon ORGIS					Honda NSF - Kiefer Racing			
IDEAL LAP TIME : 2:23.749		BEST LAP TIME : 2:23.960		DIFFERENCE : 0.211								
LAP	SECTOR 1	SECTOR 2	SECTOR 3	SECTOR 4	SECTOR 5	LAP TIME	MPH	DIFF	TIME OF DAY			
1-	OUTLAP	17.838	121.5	32.153	87.9	33.759	38.573	115.7		10:57:49.582		
2-	29.024	17.313	121.7	30.394	90.6	33.146	37.678	116.6	2:27.555	89.47	3.595	11:00:17.137
3-	28.623	17.130	121.5	30.259	95.7	32.796	37.489	116.1	2:26.297	90.24	2.337	11:02:43.434
4-	28.478	17.401	118.9	32.999	82.2	38.107	41.348	110.5	2:38.333	83.38	14.373	11:05:21.767
5-	28.579	17.035	121.1	34.576	93.8	32.597	37.437	116.1	2:30.224	87.88	6.264	11:07:51.991
6-	28.366	16.912	123.3	30.086	96.2	32.166	37.222	116.6	2:24.752 (3)	91.20	0.792	11:10:16.743
7-	29.035	17.088	121.1	30.336	96.1	33.042	37.379	116.8	2:26.880	89.88	2.920	11:12:43.623
8-	28.176	17.143	122.0	29.782	95.4	32.114	37.239	117.4	2:24.454 (2)	91.39	0.494	11:15:08.077
9-	28.809	16.871	122.2	30.172	96.4	33.642	37.302	116.6	2:26.796	89.93	2.836	11:17:34.873
10-	28.292	16.708	124.7	29.818	97.9	31.861	37.281	118.0	2:23.960 (1)	91.70		11:19:58.833
11-	28.352	16.961	125.2	31.971	81.3	33.961	41.759	111.2	2:33.004	86.28	9.044	11:22:31.837

P3		1 A		Dirk GEIGER					Honda NSF - Kiefer Racing			
IDEAL LAP TIME : 2:24.079		BEST LAP TIME : 2:24.305		DIFFERENCE : 0.226								
LAP	SECTOR 1	SECTOR 2	SECTOR 3	SECTOR 4	SECTOR 5	LAP TIME	MPH	DIFF	TIME OF DAY			
1-	OUTLAP	17.769	125.2	31.403	85.8	32.888	37.214	115.7		10:57:36.690		
2-	28.383	16.978	125.6	30.892	96.4	32.251	37.322	115.5	2:25.826	90.53	1.521	11:00:02.516
3-	28.555	17.082	122.2	30.374	94.6	32.306	36.990	116.6	2:25.307	90.85	1.002	11:02:27.823
4-	28.906	16.980	122.6	30.266	96.8	34.106	37.441	117.6	2:27.699	89.38	3.394	11:04:55.522
5-	28.473	16.895	125.9	30.214	95.0	32.427	37.018	115.5	2:25.027 (3)	91.03	0.722	11:07:20.549
6-	28.370	17.104	122.4	30.184	95.3	32.391	36.896	115.9	2:24.945 (2)	91.08	0.640	11:09:45.494
7-	30.004	17.228	122.4	30.052	94.7	34.121	36.965	115.9	2:28.370	88.98	4.065	11:12:13.864
8-	28.422	16.910	123.3	29.929	95.7	32.157	36.887	115.7	2:24.305 (1)	91.48		11:14:38.169
9-	28.996	17.876	119.1	31.007	92.0	33.444	IN PIT		2:34.982 P	85.18	10.677	11:17:13.151
10-	OUTLAP	17.634	121.5	30.480	95.1	32.292	36.728	117.0	3:05.141	71.30	40.836	11:20:18.292

P4		8 A		Marvin SIEBDRATH					Honda NSF - Team RAS Intact GP			
IDEAL LAP TIME : 2:24.480		BEST LAP TIME : 2:24.529		DIFFERENCE : 0.049								
LAP	SECTOR 1	SECTOR 2	SECTOR 3	SECTOR 4	SECTOR 5	LAP TIME	MPH	DIFF	TIME OF DAY			
1-	OUTLAP	18.390	120.9	34.216	90.1	34.822	38.614	116.1		10:57:39.165		
2-	29.557	17.355	123.8	31.097	93.5	33.194	38.261	114.3	2:29.464	88.33	4.935	11:00:08.629
3-	29.286	16.954	124.2	31.154	90.0	33.450	37.738	115.9	2:28.582	88.85	4.053	11:02:37.211
4-	28.912	17.279	121.7	30.444	94.7	33.086	37.699	116.1	2:27.420	89.55	2.891	11:05:04.631
5-	29.091	17.274	121.5	30.346	96.1	32.863	37.934	115.9	2:27.508	89.50	2.979	11:07:32.139
6-	29.264	17.907	114.3	32.473	95.5	33.003	37.956	117.0	2:30.603	87.66	6.074	11:10:02.742
7-	28.673	17.012	123.8	31.990	93.0	32.952	38.265	116.8	2:28.892	88.67	4.363	11:12:31.634
8-	28.729	17.098	122.4	30.305	96.0	32.706	37.537	115.7	2:26.375	90.19	1.846	11:14:58.009
9-	28.371	17.186	121.5	29.931	96.8	32.372	37.427	116.3	2:25.287 (2)	90.87	0.758	11:17:23.296
10-	28.636	17.146	122.0	29.964	96.6	32.443	37.299	116.6	2:25.488 (3)	90.74	0.959	11:19:48.784
11-	28.366	17.003	122.6	29.899	98.1	32.205	37.056	116.6	2:24.529 (1)	91.34		11:22:13.313

QUALIFYING - SECTOR ANALYSIS



SECTOR 1 = FL to I1, SECTOR 2 = I1 to I2, SECTOR 3 = I2 to I3, SECTOR 4 = I3 to I4, SECTOR 5 = I4 to FL, DIFF = Difference To Personal Best Lap, P = Crossed Finish Line in Pit Lane, D = Time Disallowed

P5 19		Victor RODRIGUEZ					Honda NSF - GA Competition					
IDEAL LAP TIME : 2:24.301		BEST LAP TIME : 2:24.655					DIFFERENCE : 0.354					
LAP	SECTOR 1	SECTOR 2	SECTOR 3	SECTOR 4	SECTOR 5	LAP TIME	MPH	DIFF	TIME OF DAY			
1-	OUTLAP	17.903	122.0	32.057	94.5	33.063	37.893	114.5		10:57:35.588		
2-	29.171	17.206	124.0	30.604	94.7	32.793	37.079	116.3	2:26.853	89.90	2.198	11:00:02.441
3-	28.835	16.827	123.1	30.116	95.7	32.268	37.291	115.7	2:25.337 (3)	90.83	0.682	11:02:27.778
4-	28.761	17.216	120.9	30.147	95.1	33.659	37.664	115.7	2:27.447	89.53	2.792	11:04:55.225
5-	28.623	16.859	123.8	32.609	89.0	33.142	IN PIT		2:30.760 P	87.57	6.105	11:07:25.985
6-	OUTLAP	17.350	122.0	30.322	95.4	32.413	37.313	116.3	3:29.948	62.88	1:05.293	11:10:55.933
7-	28.614	17.013	123.5	29.832	97.2	32.236	36.960	118.4	2:24.655 (1)	91.26		11:13:20.588
8-	29.086	17.332	108.4	33.033	77.5	34.592	38.773	114.3	2:32.816	86.39	8.161	11:15:53.404
9-	29.057	17.153	121.1	30.549	85.3	32.889	37.388	115.9	2:27.036 D	89.79	2.381	11:18:20.440
10-	28.734	16.978	124.0	30.350	95.8	32.068	36.993	116.6	2:25.123 (2)	90.97	0.468	11:20:45.563

P6 49 A		Phillipp FREITAG					Honda NSF - F. Koch Rennsport					
IDEAL LAP TIME : 2:24.220		BEST LAP TIME : 2:24.724					DIFFERENCE : 0.504					
LAP	SECTOR 1	SECTOR 2	SECTOR 3	SECTOR 4	SECTOR 5	LAP TIME	MPH	DIFF	TIME OF DAY			
1-	OUTLAP	17.956	122.2	32.363	87.4	34.362	37.649	118.2		10:57:41.200		
2-	29.386	17.328	123.3	30.845	93.4	32.857	37.372	118.4	2:27.788	89.33	3.064	11:00:08.988
3-	29.264	17.051	124.5	31.972	88.4	37.472	39.281	118.0	2:35.040	85.15	10.316	11:02:44.028
4-	28.739	17.109	126.1	33.147	82.8	38.508	40.992	104.0	2:38.495	83.29	13.771	11:05:22.523
5-	29.087	17.038	122.2	30.540	93.7	32.740	37.224	116.6	2:26.629	90.03	1.905	11:07:49.152
6-	28.714	17.049	122.9	30.418	93.3	32.637	37.182	116.6	2:26.000 (3)	90.42	1.276	11:10:15.152
7-	28.840	17.148	123.1	30.648	94.9	32.209	37.718	117.2	2:26.563	90.08	1.839	11:12:41.715
8-	28.389	16.911	124.7	30.180	96.6	32.986	36.977	118.4	2:25.443 (2)	90.77	0.719	11:15:07.158
9-	28.285	16.791	125.6	30.452	96.4	34.528	38.443	116.8	2:28.499	88.90	3.775	11:17:35.657
10-	28.333	16.758	124.9	29.991	96.9	32.301	37.341	116.6	2:24.724 (1)	91.22		11:20:00.381
11-	28.379	16.892	124.0	30.455	87.0	33.909	37.874	114.7	2:27.509	89.50	2.785	11:22:27.890

P7 9 A		Luca de VLEESCHAUWER					Honda NSF - Tuybens Honda Center					
IDEAL LAP TIME : 2:24.236		BEST LAP TIME : 2:24.801					DIFFERENCE : 0.565					
LAP	SECTOR 1	SECTOR 2	SECTOR 3	SECTOR 4	SECTOR 5	LAP TIME	MPH	DIFF	TIME OF DAY			
1-	OUTLAP	18.607	121.3	32.388	84.2	34.087	38.390	117.0		10:57:44.647		
2-	29.742	17.684	123.5	31.090	88.5	33.391	38.030	117.0	2:29.937	88.05	5.136	11:00:14.584
3-	29.037	17.355	124.0	31.276	83.2	34.082	37.405	118.2	2:29.155	88.51	4.354	11:02:43.739
4-	28.709	17.376	124.5	32.936	81.7	38.089	41.616	97.7	2:38.726	83.17	13.925	11:05:22.465
5-	29.333	17.416	124.5	30.468	90.1	32.834	37.099	118.2	2:27.150	89.72	2.349	11:07:49.615
6-	28.452	17.066	124.7	30.263	93.2	32.890	37.042	117.4	2:25.713 (3)	90.60	0.912	11:10:15.328
7-	28.275	17.298	122.4	30.431	95.1	32.454	37.229	117.0	2:25.687 (2)	90.62	0.886	11:12:41.015
8-	28.436	17.183	124.0	29.962	93.5	32.864	37.313	117.8	2:25.758	90.57	0.957	11:15:06.773
9-	28.326	16.985	124.7	30.341	88.0	33.080	38.391	117.8	2:27.123	89.73	2.322	11:17:33.896
10-	28.534	17.146	123.8	29.990	95.8	32.199	36.932	117.2	2:24.801 (1)	91.17		11:19:58.697
11-	28.158	17.235	124.5	31.616	78.6	34.982	IN PIT		2:37.705 P	83.71	12.904	11:22:36.402

P8 52 A		Oliver KÖNIG					Honda NSF -					
IDEAL LAP TIME : 2:25.007		BEST LAP TIME : 2:25.007					DIFFERENCE : 0.000					
LAP	SECTOR 1	SECTOR 2	SECTOR 3	SECTOR 4	SECTOR 5	LAP TIME	MPH	DIFF	TIME OF DAY			
1-	OUTLAP	18.605	117.7	34.815	86.8	35.631	39.714	113.1		10:58:34.242		
2-	30.772	17.734	121.5	32.906	91.8	34.021	38.913	114.7	2:34.346	85.53	9.339	11:01:08.588
3-	29.633	17.596	119.8	31.760	92.5	33.442	38.546	114.5	2:30.977	87.44	5.970	11:03:39.565
4-	29.184	17.447	119.8	31.255	94.1	33.022	38.117	114.5	2:29.025	88.59	4.018	11:06:08.590
5-	28.867	17.289	120.2	30.706	94.3	32.812	38.017	114.7	2:27.691	89.39	2.684	11:08:36.281
6-	30.233	18.235	113.1	32.145	93.2	33.878	39.378	114.5	2:33.869	85.80	8.862	11:11:10.150
7-	28.668	17.174	120.2	30.557	95.5	32.660	37.565	115.1	2:26.624 (3)	90.04	1.617	11:13:36.774
8-	28.802	17.722	117.5	30.834	94.3	32.939	37.978	114.1	2:28.275	89.03	3.268	11:16:05.049
9-	28.517	17.162	119.8	30.311	96.5	32.423	37.455	114.9	2:25.868 (2)	90.50	0.861	11:18:30.917
10-	28.433	17.099	120.2	30.135	97.1	32.282	37.058	114.9	2:25.007 (1)	91.04		11:20:55.924

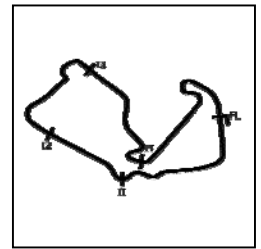
Silverstone GP

Circuit Length = 3.6673 miles

Start: 10:55 Flag 11:20 End: 11:22

Weather / Track : Cloudy / Dry

QUALIFYING - SECTOR ANALYSIS



SECTOR 1 = FL to I1, SECTOR 2 = I1 to I2, SECTOR 3 = I2 to I3, SECTOR 4 = I3 to I4, SECTOR 5 = I4 to FL, DIFF = Difference To Personal Best Lap, P = Crossed Finish Line in Pit Lane, D = Time Disallowed

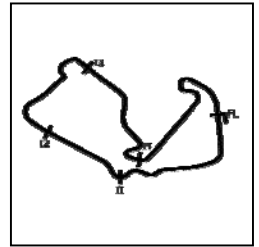
P9 30		Max COOK					Honda NSF - Wilson Racing					
IDEAL LAP TIME : 2:24.789		BEST LAP TIME : 2:25.163					DIFFERENCE : 0.374					
LAP	SECTOR 1	SECTOR 2	SECTOR 3	SECTOR 4	SECTOR 5	LAP TIME	MPH	DIFF	TIME OF DAY			
1-	OUTLAP	17.877	122.9	32.184	92.0	33.365	38.278	115.7		10:57:35.367		
2-	29.268	17.250	122.9	30.975	96.2	32.917	37.070	118.0	2:27.480	89.51	2.317	11:00:02.847
3-	28.732	16.818	125.6	30.481	96.6	32.402	36.970	118.2	2:25.403 (2)	90.79	0.240	11:02:28.250
4-	28.845	16.861	124.9	30.415	97.6	32.561	37.634	116.1	2:26.316	90.23	1.153	11:04:54.566
5-	28.887	17.119	121.3	31.190	97.1	32.442	36.891	117.6	2:26.529	90.10	1.366	11:07:21.095
6-	28.535	16.955	123.5	30.222	96.5	32.324	37.127	117.0	2:25.163 (1)	90.94		11:09:46.258
7-	28.701	17.140	121.5	30.509	95.4	32.607	IN PIT		2:33.817 P	85.83	8.654	11:12:20.075
8-	OUTLAP	19.943	97.8	31.950	92.1	32.856	37.440	116.1	4:00.884	54.80	1:35.721	11:16:20.959
9-	28.842	16.956	122.2	30.372	95.5	32.323	37.223	116.6	2:25.716 (3)	90.60	0.553	11:18:46.675
10-	28.647	17.034	122.0	30.314	95.7	32.666	37.077	116.8	2:25.738	90.58	0.575	11:21:12.413

P10 72		Cameron HORSMAN					Honda NSF - Nova / FAB Racing					
IDEAL LAP TIME : 2:24.721		BEST LAP TIME : 2:25.236					DIFFERENCE : 0.515					
LAP	SECTOR 1	SECTOR 2	SECTOR 3	SECTOR 4	SECTOR 5	LAP TIME	MPH	DIFF	TIME OF DAY			
1-	OUTLAP	18.106	123.3	32.559	94.1	33.353	37.762	114.7		10:57:35.616		
2-	29.287	17.544	122.6	30.649	96.8	32.860	37.325	116.8	2:27.665	89.40	2.429	11:00:03.281
3-	28.680	17.120	122.6	30.061	97.9	32.300	37.075	117.4	2:25.236 (1)	90.90		11:02:28.517
4-	28.729	17.116	123.8	30.130	98.1	32.601	37.572	116.3	2:26.148	90.33	0.912	11:04:54.665
5-	29.033	17.056	122.2	30.549	97.3	32.518	37.419	117.4	2:26.575	90.07	1.339	11:07:21.240
6-	28.574	17.048	122.4	30.085	97.8	32.964	37.462	115.5	2:26.133 (3)	90.34	0.897	11:09:47.373
7-	28.681	17.241	120.4	30.190	96.8	32.499	37.375	113.9	2:25.986 (2)	90.43	0.750	11:12:13.359
8-	28.731	17.259	120.9	30.132	97.2	32.206	IN PIT		2:31.517 P	87.13	6.281	11:14:44.876
9-	OUTLAP	18.412	115.3	32.976	89.5	34.246	39.695	115.9	3:11.612	68.90	46.376	11:17:56.488
10-	28.331	17.404	121.1	30.387	96.0	32.940	37.756	115.1	2:26.818	89.92	1.582	11:20:23.306

P11 6 A		Jeffrey BUIS					Honda NSF - Ernst Dubbink Eveno Racing					
IDEAL LAP TIME : 2:24.882		BEST LAP TIME : 2:25.320					DIFFERENCE : 0.438					
LAP	SECTOR 1	SECTOR 2	SECTOR 3	SECTOR 4	SECTOR 5	LAP TIME	MPH	DIFF	TIME OF DAY			
1-	OUTLAP	17.827	125.9	33.174	90.4	33.861	38.219	119.3		10:57:37.909		
2-	29.564	17.327	125.2	31.543	91.4	33.141	38.603	118.7	2:30.178	87.91	4.858	11:00:08.087
3-	29.354	17.257	124.5	31.588	92.1	33.758	38.042	119.1	2:29.999	88.01	4.679	11:02:38.086
4-	28.870	16.937	125.9	30.788	92.9	32.788	37.744	119.5	2:27.127	89.73	1.807	11:05:05.213
5-	28.982	16.950	127.0	30.660	93.8	32.672	37.677	119.3	2:26.941	89.84	1.621	11:07:32.154
6-	29.505	17.301	121.7	31.931	93.0	33.074	38.056	114.5	2:29.867	88.09	4.547	11:10:02.021
7-	29.240	17.058	125.9	30.907	95.5	32.623	38.735	113.1	2:28.563	88.86	3.243	11:12:30.584
8-	30.378	16.889	126.8	30.442	93.7	32.498	37.798	119.1	2:28.005	89.20	2.685	11:14:58.589
9-	28.501	17.170	124.7	30.076	95.8	32.262	37.656	118.9	2:25.665 (3)	90.63	0.345	11:17:24.254
10-	28.886	16.982	124.2	30.118	93.9	32.310	37.209	119.1	2:25.505 (2)	90.73	0.185	11:19:49.759
11-	28.590	16.904	125.6	30.116	96.0	32.207	37.503	118.4	2:25.320 (1)	90.85		11:22:15.079

P12 55		Jack SCOTT					Honda NSF - J J Racing					
IDEAL LAP TIME : 2:25.419		BEST LAP TIME : 2:25.715					DIFFERENCE : 0.296					
LAP	SECTOR 1	SECTOR 2	SECTOR 3	SECTOR 4	SECTOR 5	LAP TIME	MPH	DIFF	TIME OF DAY			
1-	OUTLAP	18.308	120.9	32.797	90.1	33.254	38.178	115.7		10:57:36.812		
2-	28.685	17.360	122.0	30.615	96.8	32.715	37.562	116.3	2:26.937	89.85	1.222	11:00:03.749
3-	28.584	17.274	121.1	30.384	93.5	32.697	37.676	112.9	2:26.615 (3)	90.04	0.900	11:02:30.364
4-	28.690	17.523	118.3	30.373	94.6	32.545	37.807	113.3	2:26.938	89.85	1.223	11:04:57.302
5-	28.731	17.375	119.1	30.132	94.7	32.812	37.758	113.9	2:26.808 D	89.92	1.093	11:07:24.110
6-	28.693	17.297	118.9	30.340	90.1	32.772	38.328	114.3	2:27.430	89.55	1.715	11:09:51.540
7-	28.580	17.323	118.9	30.262	93.8	32.139	38.063	113.7	2:26.367 (2)	90.20	0.652	11:12:17.907
8-	32.526	18.862	110.9	32.053	91.4	35.063	IN PIT		2:43.746 P	80.62	18.031	11:15:01.653
9-	OUTLAP	17.688	117.7	30.697	92.6	32.655	37.921	113.7	3:38.107	60.53	1:12.392	11:18:39.760
10-	28.491	17.210	119.1	30.017	94.9	32.342	37.655	113.5	2:25.715 (1)	90.60		11:21:05.475

QUALIFYING - SECTOR ANALYSIS



SECTOR 1 = FL to I1, SECTOR 2 = I1 to I2, SECTOR 3 = I2 to I3, SECTOR 4 = I3 to I4, SECTOR 5 = I4 to FL, DIFF = Difference To Personal Best Lap, P = Crossed Finish Line in Pit Lane, D = Time Disallowed

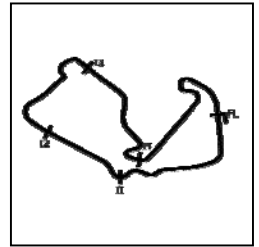
P13 54 A		Lukas FALCK				Honda NSF -						
IDEAL LAP TIME : 2:25.334		BEST LAP TIME : 2:25.716				DIFFERENCE : 0.382						
LAP	SECTOR 1	SECTOR 2	SECTOR 3	SECTOR 4	SECTOR 5	LAP TIME	MPH	DIFF	TIME OF DAY			
1-	OUTLAP	18.474	117.5	31.767	85.1	33.793	39.333	114.5		10:58:34.541		
2-	30.270	17.771	120.9	31.276	89.8	33.440	39.050	112.9	2:31.807	86.96	6.091	11:01:06.348
3-	29.795	17.407	123.3	30.949	90.3	32.952	37.844	113.9	2:28.947	88.63	3.231	11:03:35.295
4-	29.108	17.386	120.6	30.315	93.9	32.448	37.551	114.5	2:26.808	89.92	1.092	11:06:02.103
5-	28.831	17.363	121.3	30.375	95.0	32.268	37.194	117.0	2:26.031	90.40	0.315	11:08:28.134
6-	29.053	17.395	121.3	30.206	94.5	32.328	37.445	115.3	2:26.427	90.16	0.711	11:10:54.561
7-	28.901	17.391	121.7	30.193	93.8	32.250	37.233	115.9	2:25.968 (3)	90.44	0.252	11:13:20.529
8-	28.873	17.321	122.0	30.084	95.5	32.356	37.082	116.1	2:25.716 (1)	90.60		11:15:46.245
9-	28.796	17.187	122.2	30.055	95.7	32.488	37.374	116.1	2:25.900 (2)	90.48	0.184	11:18:12.145
10-	28.760	17.390	122.0	30.174	95.0	32.379	37.267	115.7	2:25.970	90.44	0.254	11:20:38.115

P14 37 A		Paul FRÖDE				Honda NSF - Team RAS Intact GP						
IDEAL LAP TIME : 2:25.476		BEST LAP TIME : 2:26.040				DIFFERENCE : 0.564						
LAP	SECTOR 1	SECTOR 2	SECTOR 3	SECTOR 4	SECTOR 5	LAP TIME	MPH	DIFF	TIME OF DAY			
1-	OUTLAP	18.476	117.7	33.471	89.3	33.780	38.740	112.8		10:57:37.842		
2-	29.724	17.544	120.9	31.462	89.1	33.230	38.794	113.9	2:30.754	87.57	4.714	11:00:08.596
3-	28.879	17.440	120.9	31.276	91.8	33.687	38.893	113.1	2:30.175	87.91	4.135	11:02:38.771
4-	29.227	17.258	119.4	30.770	94.7	32.662	38.007	113.7	2:27.924	89.25	1.884	11:05:06.695
5-	28.769	17.385	118.3	30.497	94.3	32.495	37.909	113.5	2:27.055 (3)	89.77	1.015	11:07:33.750
6-	28.614	17.313	118.7	31.093	92.3	32.941	38.215	112.2	2:28.176	89.09	2.136	11:10:01.926
7-	28.757	17.623	116.9	30.774	93.3	32.965	38.455	112.4	2:28.574	88.86	2.534	11:12:30.500
8-	29.614	17.933	103.5	34.933	76.6	34.388	38.013	112.4	2:34.881	85.24	8.841	11:15:05.381
9-	29.479	17.364	120.2	30.859	95.0	32.642	37.725	114.3	2:28.069	89.16	2.029	11:17:33.450
10-	29.170	17.199	120.2	30.591	96.8	32.249	37.726	114.3	2:26.935 (2)	89.85	0.895	11:20:00.385
11-	28.508	17.285	120.9	30.048	92.1	32.727	37.472	114.1	2:26.040 (1)	90.40		11:22:26.425

P15 3 A		Toni ERHARD				Honda NSF - Kiefer Racing						
IDEAL LAP TIME : 2:25.760		BEST LAP TIME : 2:26.115				DIFFERENCE : 0.355						
LAP	SECTOR 1	SECTOR 2	SECTOR 3	SECTOR 4	SECTOR 5	LAP TIME	MPH	DIFF	TIME OF DAY			
1-	OUTLAP	18.110	120.9	32.863	85.9	34.229	38.792	114.3		10:59:16.794		
2-	29.352	17.472	122.2	31.251	93.4	33.102	38.367	114.7	2:29.544	88.28	3.429	11:01:46.338
3-	30.502	17.806	120.6	31.180	92.9	33.195	38.081	114.9	2:30.764	87.56	4.649	11:04:17.102
4-	29.242	17.261	122.4	30.773	93.4	32.930	37.870	114.1	2:28.076	89.15	1.961	11:06:45.178
5-	29.277	17.277	122.0	30.567	93.5	33.033	37.937	115.5	2:28.091	89.15	1.976	11:09:13.269
6-	29.383	17.285	121.7	30.641	95.0	32.725	IN PIT		2:37.251 P	83.95	11.136	11:11:50.520
7-	OUTLAP	17.365	123.5	31.275	92.3	33.396	38.051	115.9	3:15.064	67.68	48.949	11:15:05.584
8-	29.160	17.274	122.0	30.483	93.7	32.828	37.946	114.5	2:27.691 (3)	89.39	1.576	11:17:33.275
9-	29.473	17.060	124.9	30.433	94.7	32.566	37.037	117.0	2:26.569 (2)	90.07	0.454	11:19:59.844
10-	28.752	17.070	123.3	30.465	91.0	32.478	37.350	115.5	2:26.115 (1)	90.35		11:22:25.959

P16 24		Shane FABER				Honda NSF - SymCirrus Motorsport / Shane Faber Racing						
IDEAL LAP TIME : 2:26.519		BEST LAP TIME : 2:26.870				DIFFERENCE : 0.351						
LAP	SECTOR 1	SECTOR 2	SECTOR 3	SECTOR 4	SECTOR 5	LAP TIME	MPH	DIFF	TIME OF DAY			
1-	OUTLAP	18.201	120.2	33.343	86.4	33.968	38.282	115.9		10:57:40.952		
2-	29.162	17.774	120.0	31.251	92.8	33.019	38.213	115.9	2:29.419	88.35	2.549	11:00:10.371
3-	28.751	17.324	121.3	31.127	94.1	32.868	38.451	117.0	2:28.521	88.89	1.651	11:02:38.892
4-	28.834	17.210	120.2	30.791	95.4	32.479	37.666	116.1	2:26.980 (2)	89.82	0.110	11:05:05.872
5-	28.689	17.181	121.3	30.700	95.8	32.672	37.628	116.1	2:26.870 (1)	89.89		11:07:32.742
6-	29.095	17.197	120.2	32.369	93.3	34.824	IN PIT		2:44.144 P	80.43	17.274	11:10:16.886
7-	OUTLAP	17.909	118.1	31.206	94.2	34.040	39.775	114.3	4:15.145	51.74	1:48.275	11:14:32.031
8-	29.069	17.305	119.8	30.545	95.5	32.630	37.971	115.3	2:27.520	89.49	0.650	11:16:59.551
9-	28.937	17.178	120.0	30.568	94.7	32.709	38.058	114.5	2:27.450 (3)	89.53	0.580	11:19:27.001
10-	28.949	17.311	119.8	31.166	92.3	33.716	39.702	102.1	2:30.844	87.52	3.974	11:21:57.845

QUALIFYING - SECTOR ANALYSIS



SECTOR 1 = FL to I1, SECTOR 2 = I1 to I2, SECTOR 3 = I2 to I3, SECTOR 4 = I3 to I4, SECTOR 5 = I4 to FL, DIFF = Difference To Personal Best Lap, P = Crossed Finish Line in Pit Lane, D = Time Disallowed

P17 95		Ross TURNER				Honda NSF - RedRat Racing						
IDEAL LAP TIME : 2:26.677		BEST LAP TIME : 2:26.949				DIFFERENCE : 0.272						
LAP	SECTOR 1	SECTOR 2	SECTOR 3	SECTOR 4	SECTOR 5	LAP TIME	MPH	DIFF	TIME OF DAY			
1-	OUTLAP	18.308	123.8	33.646	86.9	34.876	38.885	113.7		10:57:42.719		
2-	30.087	17.749	120.9	31.732	86.9	33.732	38.858	116.1	2:32.158	86.76	5.209	11:00:14.877
3-	29.295	17.361	121.1	31.451	90.8	34.041	39.190	114.1	2:31.338	87.23	4.389	11:02:46.215
4-	30.044	17.436	120.0	31.551	91.3	33.686	38.741	114.9	2:31.458	87.16	4.509	11:05:17.673
5-	29.593	17.332	118.9	31.596	90.0	33.457	38.819	114.5	2:30.797	87.55	3.848	11:07:48.470
6-	29.165	17.368	119.4	30.996	95.7	32.890	38.383	116.1	2:28.802	88.72	1.853	11:10:17.272
7-	28.998	17.173	122.0	30.517	95.1	32.564	37.697	116.8	2:26.949 (1)	89.84		11:12:44.221
8-	28.726	17.238	121.5	31.117	93.8	32.784	38.265	113.9	2:28.130 (3)	89.12	1.181	11:15:12.351
9-	29.112	17.314	119.1	30.922	92.6	32.776	38.394	115.7	2:28.518	88.89	1.569	11:17:40.869
10-	28.743	17.343	120.2	30.613	95.3	32.655	37.884	115.5	2:27.238 (2)	89.66	0.289	11:20:08.107

P18 56		Charlie ATKINS				Honda NSF - Wilson Racing						
IDEAL LAP TIME : 2:26.864		BEST LAP TIME : 2:26.982				DIFFERENCE : 0.118						
LAP	SECTOR 1	SECTOR 2	SECTOR 3	SECTOR 4	SECTOR 5	LAP TIME	MPH	DIFF	TIME OF DAY			
1-	OUTLAP	18.733	119.8	34.321	86.1	34.558	43.699	113.3		10:57:47.950		
2-	29.416	17.661	122.0	31.794	91.8	33.664	44.688	113.9	2:37.223	83.97	10.241	11:00:25.173
3-	29.160	17.370	122.4	31.402	94.1	33.074	38.273	116.6	2:29.279 (3)	88.44	2.297	11:02:54.452
4-	28.803	17.238	122.4	33.293	82.0	36.650	IN PIT		2:41.846 P	81.57	14.864	11:05:36.298
5-	OUTLAP	17.689	120.2	31.719	83.4	39.428	53.515	115.7	3:18.805	66.40	51.823	11:08:55.103
6-	30.364	18.865	118.1	31.623	91.8	33.513	IN PIT		2:36.192 P	84.52	9.210	11:11:31.295
7-	OUTLAP	17.856	123.1	32.455	91.6	34.162	38.329	117.4	3:37.539	60.68	1:10.557	11:15:08.834
8-	28.926	17.174	122.6	30.842	92.0	33.018	37.720	117.8	2:27.680 (2)	89.39	0.698	11:17:36.514
9-	28.547	17.180	124.5	30.537	92.1	32.886	37.832	117.4	2:26.982 (1)	89.82		11:20:03.496

P19 26		Scott OGDEN				Honda NSF - Cresswell Racing						
IDEAL LAP TIME : 2:27.018		BEST LAP TIME : 2:27.321				DIFFERENCE : 0.303						
LAP	SECTOR 1	SECTOR 2	SECTOR 3	SECTOR 4	SECTOR 5	LAP TIME	MPH	DIFF	TIME OF DAY			
1-	OUTLAP	19.138	116.7	37.352	80.5	37.183	44.022	115.3		10:58:11.549		
2-	29.673	17.865	118.9	31.960	91.4	33.944	38.733	115.7	2:32.175	86.75	4.854	11:00:43.724
3-	29.525	18.132	120.0	31.146	94.2	33.102	38.067	115.3	2:29.972	88.03	2.651	11:03:13.696
4-	29.276	17.520	120.4	31.384	92.5	33.595	38.087	115.3	2:29.862	88.09	2.541	11:05:43.558
5-	29.332	17.598	118.7	30.978	92.4	33.382	IN PIT		2:38.930 P	83.07	11.609	11:08:22.488
6-	OUTLAP	19.118	116.7	31.972	92.0	34.345	38.305	115.1	3:36.544	60.96	1:09.223	11:11:59.032
7-	29.052	17.386	120.6	30.681	93.9	32.829	37.861	115.3	2:27.809 (3)	89.32	0.488	11:14:26.841
8-	29.223	17.437	119.6	30.304	94.9	32.772	37.870	115.1	2:27.606 (2)	89.44	0.285	11:16:54.447
9-	29.023	17.477	119.1	30.411	93.2	32.872	38.036	116.1	2:27.819	89.31	0.498	11:19:22.266
10-	28.996	17.507	120.2	30.486	95.1	32.703	37.629	115.7	2:27.321 (1)	89.61		11:21:49.587

P20 45		Scott SWANN				Honda NSF - Swann Racing						
IDEAL LAP TIME : 2:27.898		BEST LAP TIME : 2:27.983				DIFFERENCE : 0.085						
LAP	SECTOR 1	SECTOR 2	SECTOR 3	SECTOR 4	SECTOR 5	LAP TIME	MPH	DIFF	TIME OF DAY			
1-	OUTLAP	18.507	118.5	33.156	86.2	35.056	39.811	114.7		10:57:57.818		
2-	30.096	17.901	119.8	32.198	92.9	34.180	38.765	115.3	2:33.140	86.21	5.157	11:00:30.958
3-	30.028	17.580	123.8	31.699	92.9	34.319	38.696	113.5	2:32.322	86.67	4.339	11:03:03.280
4-	30.221	19.199	116.3	31.587	90.8	34.162	38.835	114.5	2:34.004	85.72	6.021	11:05:37.284
5-	29.548	17.694	120.0	31.755	93.4	33.546	38.905	113.9	2:31.448	87.17	3.465	11:08:08.732
6-	29.268	17.446	119.1	31.155	94.7	33.298	38.354	113.9	2:29.521 (3)	88.29	1.538	11:10:38.253
7-	29.212	17.597	118.7	30.891	95.0	33.169	38.923	113.9	2:29.792	88.13	1.809	11:13:08.045
8-	29.171	17.533	119.1	31.106	93.8	33.362	38.369	114.1	2:29.541	88.28	1.558	11:15:37.586
9-	29.239	17.413	119.1	30.884	95.0	33.188	38.103	114.7	2:28.827 (2)	88.70	0.844	11:18:06.413
10-	28.817	17.338	119.4	30.769	95.8	32.871	38.188	114.7	2:27.983 (1)	89.21		11:20:34.396

P21 48		Ewan POTTER				Honda NSF -				
IDEAL LAP TIME : 2:28.239		BEST LAP TIME : 2:28.455				DIFFERENCE : 0.216				
LAP	SECTOR 1	SECTOR 2	SECTOR 3	SECTOR 4	SECTOR 5	LAP TIME	MPH	DIFF	TIME OF DAY	
1-	OUTLAP	18.416	116.7	33.654	82.7	34.786	39.894	111.8		10:59:07.637

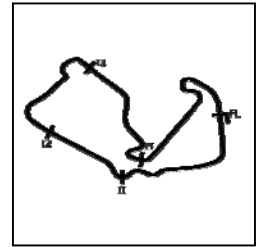
Silverstone GP

Circuit Length = 3.6673 miles

Start: 10:55 Flag 11:20 End: 11:22

Weather / Track : Cloudy / Dry

QUALIFYING - SECTOR ANALYSIS



SECTOR 1 = FL to I1, SECTOR 2 = I1 to I2, SECTOR 3 = I2 to I3, SECTOR 4 = I3 to I4, SECTOR 5 = I4 to FL, DIFF = Difference To Personal Best Lap, P = Crossed Finish Line in Pit Lane, D = Time Disallowed

2-	30.782	17.977	117.7	32.307	92.5	34.839	39.425	112.2	2:35.330	84.99	6.875	11:01:42.967
3-	30.472	17.767	116.9	31.700	92.8	33.703	39.797	113.7	2:33.439	86.04	4.984	11:04:16.406
4-	29.604	17.732	120.2	31.264	92.6	33.020	38.241	112.9	2:29.861 (3)	88.09	1.406	11:06:46.267
5-	29.483	17.473	118.5	31.294	93.8	33.847	IN PIT		2:45.713 P	79.67	17.258	11:09:31.980
6-	OUTLAP	18.204	119.1	31.184	93.2	32.952	38.447	114.5	4:56.306	44.55	2:27.851	11:14:28.286
7-	30.616	17.753	117.1	31.103	91.4	33.321	38.433	113.9	2:31.226	87.30	2.771	11:16:59.512
8-	29.663	17.085	120.9	30.708	93.5	32.781	38.218	114.1	2:28.455 (1)	88.93		11:19:27.967
9-	29.450	17.596	118.9	30.705	90.5	33.246	38.367	113.3	2:29.364 (2)	88.39	0.909	11:21:57.331

P22 33 A Rick DUNNIK

Honda NSF - HD Racing

IDEAL LAP TIME : 2:28.448

BEST LAP TIME : 2:28.734

DIFFERENCE : 0.286

LAP	SECTOR 1	SECTOR 2	SECTOR 3	SECTOR 4	SECTOR 5	LAP TIME	MPH	DIFF	TIME OF DAY			
1-									10:58:34.393			
2-						2:32.075	86.81	3.341	11:01:06.468			
3-						2:29.574	88.26	0.840	11:03:36.042			
4-						2:29.488 (3)	88.31	0.754	11:06:05.530			
5-						2:31.049	87.40	2.315	11:08:36.579			
6-					IN PIT	2:43.162 P	80.91	14.428	11:11:19.741			
7-	OUTLAP	17.607	121.7	30.939	92.9	32.890	38.409	115.7	3:58.738	55.30	1:30.004	11:15:18.480
8-	29.350	17.369	121.7	30.797	92.8	32.758	38.621	115.3	2:28.895 (2)	88.66	0.161	11:17:47.375
9-	29.271	17.338	122.0	31.060	91.3	32.781	38.284	115.5	2:28.734 (1)	88.76		11:20:16.109

P23 11 A Lotte UHRE

Honda NSF -

IDEAL LAP TIME : 2:28.531

BEST LAP TIME : 2:28.777

DIFFERENCE : 0.246

LAP	SECTOR 1	SECTOR 2	SECTOR 3	SECTOR 4	SECTOR 5	LAP TIME	MPH	DIFF	TIME OF DAY			
1-	OUTLAP	18.083	120.4	34.291	83.7	35.998	39.356	114.3				10:57:43.923
2-	30.924	17.842	120.9	32.281	91.4	34.016	38.942	112.6	2:34.005	85.72	5.228	11:00:17.928
3-	30.376	17.818	118.1	32.127	90.8	33.885	38.963	112.8	2:33.169	86.19	4.392	11:02:51.097
4-	30.418	17.634	119.1	32.190	90.4	34.202	38.649	114.1	2:33.093	86.23	4.316	11:05:24.190
5-	29.885	17.563	119.4	31.322	90.0	33.610	38.092	114.1	2:30.472	87.73	1.695	11:07:54.662
6-	29.933	17.522	118.3	31.207	92.9	33.446	38.039	114.1	2:30.147	87.92	1.370	11:10:24.809
7-	29.433	17.490	118.9	31.218	92.8	33.152	37.832	114.5	2:29.125 (2)	88.53	0.348	11:12:53.934
8-	29.501	17.463	119.1	30.829	94.5	33.148	37.836	115.9	2:28.777 (1)	88.73		11:15:22.711
9-	29.607	17.401	120.6	31.339	94.3	33.726	37.720	111.8	2:29.793 (3)	88.13	1.016	11:17:52.504
10-	30.029	18.190	117.1	31.399	95.1	33.879	38.547	114.3	2:32.044	86.83	3.267	11:20:24.548

P24 13 Jacob CLARK

Honda NSF - Wilson Racing

IDEAL LAP TIME : 2:28.591

BEST LAP TIME : 2:28.901

DIFFERENCE : 0.310

LAP	SECTOR 1	SECTOR 2	SECTOR 3	SECTOR 4	SECTOR 5	LAP TIME	MPH	DIFF	TIME OF DAY			
1-	OUTLAP	18.862	120.0	34.246	86.2	35.068	39.646	114.1				10:57:45.073
2-	30.223	17.896	119.6	32.647	86.4	34.292	39.055	114.9	2:34.113	85.66	5.212	11:00:19.186
3-	29.731	17.457	120.4	32.230	90.9	33.776	38.777	114.5	2:31.971	86.87	3.070	11:02:51.157
4-	29.797	17.762	118.1	31.865	89.0	33.692	38.981	114.9	2:32.097	86.80	3.196	11:05:23.254
5-	28.992	17.482	121.7	31.364	92.0	33.115	38.187	115.9	2:29.140 (2)	88.52	0.239	11:07:52.394
6-	29.015	17.743	118.9	31.246	92.5	33.325	38.452	115.9	2:29.781 (3)	88.14	0.880	11:10:22.175
7-	29.174	17.592	119.4	31.707	89.2	33.433	38.440	115.7	2:30.346	87.81	1.445	11:12:52.521
8-	29.060	17.676	119.1	30.996	91.3	33.138	38.031	115.7	2:28.901 (1)	88.66		11:15:21.422
9-	29.383	17.845	113.3	31.536	92.1	33.548	IN PIT		2:39.020 P	83.02	10.119	11:18:00.442
10-	OUTLAP	18.159	117.9	31.496	92.3	33.659	38.292	115.3	2:47.486	78.82	18.585	11:20:47.928

P25 66 A Dion OTTEN

Honda NSF - Dion #66 Otten Racing

IDEAL LAP TIME : 2:27.834

BEST LAP TIME : 2:28.935

DIFFERENCE : 1.101

LAP	SECTOR 1	SECTOR 2	SECTOR 3	SECTOR 4	SECTOR 5	LAP TIME	MPH	DIFF	TIME OF DAY			
1-	OUTLAP	18.731	119.1	33.737	87.0	34.959	39.721	112.2				10:58:50.359
2-	30.178	17.782	122.4	31.954	90.3	34.104	38.856	114.9	2:32.874	86.36	3.939	11:01:23.233
3-	29.720	17.796	121.1	31.559	91.8	33.329	38.158	115.7	2:30.562	87.68	1.627	11:03:53.795
4-	29.644	17.435	122.2	31.234	91.1	33.411	38.366	115.7	2:30.090	87.96	1.155	11:06:23.885
5-	29.433	17.526	122.2	31.077	92.0	33.121	38.430	116.3	2:29.587 (3)	88.25	0.652	11:08:53.472
6-	30.952	17.664	122.0	30.917	90.1	33.395	IN PIT		2:34.949 P	85.20	6.014	11:11:28.421
7-	OUTLAP	17.696	122.0	30.727	89.8	32.997	37.957	117.0	3:57.962	55.48	1:29.027	11:15:26.383

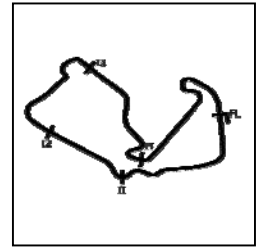
Silverstone GP

Circuit Length = 3.6673 miles

Start: 10:55 Flag 11:20 End: 11:22

Weather / Track : Cloudy / Dry

QUALIFYING - SECTOR ANALYSIS



SECTOR 1 = FL to I1, SECTOR 2 = I1 to I2, SECTOR 3 = I2 to I3, SECTOR 4 = I3 to I4, SECTOR 5 = I4 to FL, DIFF = Difference To Personal Best Lap, P = Crossed Finish Line in Pit Lane, D = Time Disallowed

8-	29.342	17.322	123.3	30.704	93.3	33.051	38.516	116.3	2:28.935 (1)	88.64		11:17:55.318
9-	30.671	17.380	122.9	30.613	94.7	32.998	37.560	115.7	2:29.222 (2)	88.47	0.287	11:20:24.540

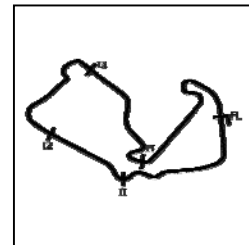
P26	89	T. Fox MORETON					Honda NSF - Banks Racing / Moto Engineering					
IDEAL LAP TIME : 2:28.960		BEST LAP TIME : 2:29.728			DIFFERENCE : 0.768							
LAP	SECTOR 1	SECTOR 2	SECTOR 3	SECTOR 4	SECTOR 5	LAP TIME	MPH	DIFF	TIME OF DAY			
1-	OUTLAP	18.768	109.6	33.710	87.7	35.264	39.458	114.1		10:58:00.484		
2-	30.742	17.569	119.4	31.684	93.4	33.380	38.560	115.1	2:31.935	86.89	2.207	11:00:32.419
3-	29.179	17.067	124.9	31.744	95.3	33.908	39.351	114.7	2:31.249 (3)	87.28	1.521	11:03:03.668
4-	29.617	17.495	120.0	31.635	91.4	34.249	39.281	115.5	2:32.277	86.69	2.549	11:05:35.945
5-	29.944	17.851	118.9	33.210	90.6	35.759	IN PIT		2:47.488 P	78.82	17.760	11:08:23.433
6-	OUTLAP	17.695	120.4	31.772	92.0	34.199	39.094	114.3	4:48.999	45.68	2:19.271	11:13:12.432
7-	30.702	17.578	118.7	33.859	91.0	35.450	38.985	114.1	2:36.574	84.32	6.846	11:15:49.006
8-	29.062	17.428	119.4	31.048	93.8	33.696	38.605	114.9	2:29.839 (2)	88.11	0.111	11:18:18.845
9-	29.173	17.352	121.1	30.995	94.7	33.752	38.456	115.3	2:29.728 (1)	88.17		11:20:48.573

P27	46 A	Tino HOLE					Honda NSF -					
IDEAL LAP TIME : 2:29.586		BEST LAP TIME : 2:29.819			DIFFERENCE : 0.233							
LAP	SECTOR 1	SECTOR 2	SECTOR 3	SECTOR 4	SECTOR 5	LAP TIME	MPH	DIFF	TIME OF DAY			
1-	OUTLAP	18.461	120.6	33.980	85.0	34.747	38.973	115.5		10:57:40.181		
2-	30.172	17.571	123.1	31.430	93.2	33.389	38.783	115.9	2:31.345	87.23	1.526	11:00:11.526
3-	30.231	17.831	118.7	32.454	87.1	34.726	39.280	115.9	2:34.522	85.44	4.703	11:02:46.048
4-	29.873	17.814	118.7	31.820	89.9	34.157	38.786	115.7	2:32.450	86.60	2.631	11:05:18.498
5-	30.075	17.615	119.6	31.637	90.6	33.537	38.683	117.8	2:31.547	87.11	1.728	11:07:50.045
6-	29.377	17.554	120.2	31.393	91.6	33.557	38.764	115.5	2:30.645 (3)	87.63	0.826	11:10:20.690
7-	29.870	17.765	118.9	32.189	90.6	33.814	38.414	116.8	2:32.052	86.82	2.233	11:12:52.742
8-	29.285	17.566	120.0	31.465	90.6	33.284	38.219	116.3	2:29.819 (1)	88.12		11:15:22.561
9-	29.450	17.440	120.4	31.358	89.9	33.513	38.486	116.8	2:30.247 (2)	87.87	0.428	11:17:52.808
10-	29.958	17.587	121.3	31.497	90.8	33.558	38.701	115.9	2:31.301	87.25	1.482	11:20:24.109

P28	81	Myles WASLEY					Honda NSF - Aqua Construction & Cannock Site Services					
IDEAL LAP TIME : 2:29.680		BEST LAP TIME : 2:29.902			DIFFERENCE : 0.222							
LAP	SECTOR 1	SECTOR 2	SECTOR 3	SECTOR 4	SECTOR 5	LAP TIME	MPH	DIFF	TIME OF DAY			
1-	OUTLAP	18.631	120.4	34.430	78.7	35.566	40.599	113.3		10:57:53.660		
2-	30.192	18.044	120.6	33.327	82.2	35.286	40.004	113.3	2:36.853	84.17	6.951	11:00:30.513
3-	30.275	17.725	120.0	32.986	86.1	34.352	39.676	114.3	2:35.014	85.16	5.112	11:03:05.527
4-	29.738	17.595	119.4	32.364	89.1	34.183	39.015	115.7	2:32.895	86.34	2.993	11:05:38.422
5-	29.490	17.434	120.9	31.941	92.0	33.605	38.925	116.1	2:31.395	87.20	1.493	11:08:09.817
6-	29.048	17.471	120.6	31.969	87.7	33.992	39.052	115.5	2:31.532	87.12	1.630	11:10:41.349
7-	29.310	17.526	120.0	31.724	92.3	33.677	38.914	117.6	2:31.151	87.34	1.249	11:13:12.500
8-	29.085	17.621	120.2	31.634	90.9	33.665	38.992	115.3	2:30.997 (3)	87.43	1.095	11:15:43.497
9-	29.263	17.604	119.1	31.623	93.4	33.640	38.401	116.6	2:30.531 (2)	87.70	0.629	11:18:14.028
10-	29.166	17.359	120.2	31.687	90.3	33.249	38.441	116.3	2:29.902 (1)	88.07		11:20:43.930

P29	22 A	Marie MENDE					Honda NSF - ADAC Sachsen e.V.					
IDEAL LAP TIME : 2:31.780		BEST LAP TIME : 2:32.599			DIFFERENCE : 0.819							
LAP	SECTOR 1	SECTOR 2	SECTOR 3	SECTOR 4	SECTOR 5	LAP TIME	MPH	DIFF	TIME OF DAY			
1-	OUTLAP	18.551	119.6	33.454	83.0	35.484	40.898	111.2		10:58:11.480		
2-	30.297	17.645	122.4	32.248	89.3	34.535	38.762	113.3	2:33.487	86.01	0.888	11:00:44.967
3-	30.034	17.725	121.5	31.990	90.0	34.455	39.205	113.1	2:33.409	86.06	0.810	11:03:18.376
4-	29.996	17.811	121.3	31.757	91.1	34.321	38.967	113.5	2:32.852 (3)	86.37	0.253	11:05:51.228
5-	30.324	17.663	121.1	32.258	78.5	37.292	39.183	113.5	2:36.720	84.24	4.121	11:08:27.948
6-	30.199	17.735	120.9	31.898	91.1	34.173	39.007	113.9	2:33.012	86.28	0.413	11:11:00.960
7-	29.948	17.663	121.5	31.781	90.6	34.091	39.116	113.5	2:32.599 (1)	86.51		11:13:33.559
8-	31.540	18.282	116.1	31.833	91.0	33.999	38.842	114.1	2:34.496	85.45	1.897	11:16:08.055
9-	29.713	17.791	120.9	32.027	90.3	34.439	38.666	116.3	2:32.636 (2)	86.49	0.037	11:18:40.691
10-	30.163	18.106	119.4	31.941	90.1	34.663	38.701	115.5	2:33.574 D	85.96	0.975	11:21:14.265

QUALIFYING - SECTOR ANALYSIS



SECTOR 1 = FL to I1, SECTOR 2 = I1 to I2, SECTOR 3 = I2 to I3, SECTOR 4 = I3 to I4, SECTOR 5 = I4 to FL, DIFF = Difference To Personal Best Lap, P = Crossed Finish Line in Pit Lane, D = Time Disallowed

P30		65 A		Filip REHACEK					Honda NSF - Brno Circuit Junior Racing Team					
IDEAL LAP TIME : 2:32.968					BEST LAP TIME : 2:33.194					DIFFERENCE : 0.226				
LAP	SECTOR 1	SECTOR 2		SECTOR 3		SECTOR 4		SECTOR 5		LAP TIME	MPH	DIFF	TIME OF DAY	
1-	OUTLAP	19.388	115.5	34.538	86.3	35.456		40.736	110.9				10:58:36.951	
2-	31.719	18.397	118.1	32.952	87.8	34.963		40.333	106.9	2:38.364	83.36	5.170	11:01:15.315	
3-	31.272	18.274	116.1	32.771	88.5	34.785		39.858	111.2	2:36.960	84.11	3.766	11:03:52.275	
4-	31.519	18.021	119.1	31.946	90.8	33.895		39.350	111.4	2:34.731	85.32	1.537	11:06:27.006	
5-	30.681	18.112	117.5	31.929	90.6	34.432		39.594	111.4	2:34.748	85.31	1.554	11:09:01.754	
6-	30.507	17.995	118.1	31.981	90.1	34.029		39.556	110.3	2:34.068	85.69	0.874	11:11:35.822	
7-	30.629	18.125	117.3	31.929	90.8	34.430		39.641	110.1	2:34.754	85.31	1.560	11:14:10.576	
8-	30.333	17.965	117.3	31.718	91.3	34.128		39.570	112.4	2:33.714 (3)	85.88	0.520	11:16:44.290	
9-	30.246	17.849	118.3	31.917	90.5	33.976		39.431	109.9	2:33.419 (2)	86.05	0.225	11:19:17.709	
10-	30.222	17.947	118.3	31.652	91.5	34.011		39.362	113.5	2:33.194 (1)	86.18		11:21:50.903	

P31		50		Aditya BEHAL					Honda NSF - Microlise Cresswell Racing					
IDEAL LAP TIME : 2:36.757					BEST LAP TIME : 2:37.806					DIFFERENCE : 1.049				
LAP	SECTOR 1	SECTOR 2		SECTOR 3		SECTOR 4		SECTOR 5		LAP TIME	MPH	DIFF	TIME OF DAY	
1-	OUTLAP	19.377	118.3	35.870	79.9	36.876		42.336	108.5				10:59:01.651	
2-	32.316	18.374	119.4	34.610	85.9	36.369		41.511	110.3	2:43.180	80.90	5.374	11:01:44.831	
3-	31.923	18.245	118.9	34.298	83.7	37.275		41.779	109.4	2:43.520	80.73	5.714	11:04:28.351	
4-	32.220	18.263	120.2	34.266	85.8	36.557		41.945	111.0	2:43.251	80.87	5.445	11:07:11.602	
5-	31.468	18.204	119.1	33.660	86.8	35.934		41.586	112.4	2:40.852	82.07	3.046	11:09:52.454	
6-	31.273	18.769	118.1	33.432	83.7	36.274		40.395	113.3	2:40.143	82.44	2.337	11:12:32.597	
7-	30.839	18.804	118.1	33.852	89.0	36.131		40.322	112.4	2:39.948 (3)	82.54	2.142	11:15:12.545	
8-	30.617	19.622	114.9	33.060	84.0	35.120		40.344	113.7	2:38.763 (2)	83.15	0.957	11:17:51.308	
9-	31.014	18.264	120.4	32.730	87.1	35.712		40.086	112.2	2:37.806 (1)	83.66		11:20:29.114	

MCRCB BULLETIN TK099**2017 MCE British Superbike Championship - Round 9****2017 HEL Performance British Motostar Std & ADAC NEC****QUALIFYING - BEST SPEEDS**

POS	INTERMEDIATE 1		INTERMEDIATE 2		INTERMEDIATE 3		INTERMEDIATE 4		FINISH LINE			
	NO	NAME	MPH	NO	NAME	MPH	NO	NAME	MPH	NO	NAME	MPH
1			6	BUIS	127.0	8	SIEBDRATH	98.1		6	BUIS	119.5
2			49	FREITAG	126.1	72	HORSMAN	98.1		19	RODRIGUEZ	118.4
3			1	GEIGER	125.9	4	ORGIS	97.9		49	FREITAG	118.4
4			30	COOK	125.6	2	STRUDWICK	97.8		9	VLEESCHAUWER	118.2
5			4	ORGIS	125.2	30	COOK	97.6		30	COOK	118.2
6			3	ERHARD	124.9	19	RODRIGUEZ	97.2		2	STRUDWICK	118.0
7			89	MORETON	124.9	52	KÖNIG	97.1		4	ORGIS	118.0
8			9	VLEESCHAUWER	124.7	49	FREITAG	96.9		56	ATKINS	117.8
9			56	ATKINS	124.5	1	GEIGER	96.8		46	HOLE	117.8
10			8	SIEBDRATH	124.2	55	SCOTT	96.8		1	GEIGER	117.6
11			19	RODRIGUEZ	124.0	37	FRÖDE	96.8		81	WASLEY	117.6
12			72	HORSMAN	123.8	6	BUIS	96.0		72	HORSMAN	117.4
13			95	TURNER	123.8	9	VLEESCHAUWER	95.8		8	SIEBDRATH	117.0
14			45	SWANN	123.8	24	FABER	95.8		54	FALCK	117.0
15			2	STRUDWICK	123.3	45	SWANN	95.8		3	ERHARD	117.0
16			54	FALCK	123.3	54	FALCK	95.7		24	FABER	117.0
17			66	OTTEN	123.3	95	TURNER	95.7		66	OTTEN	117.0
18			46	HOLE	123.1	89	MORETON	95.3		95	TURNER	116.8
19			22	MENDE	122.4	26	OGDEN	95.1		55	SCOTT	116.3
20			55	SCOTT	122.0	11	UHRE	95.1		22	MENDE	116.3
21			33	DUNNIK	122.0	3	ERHARD	95.0		26	OGDEN	116.1
22			52	KÖNIG	121.5	66	OTTEN	94.7		11	UHRE	115.9
23			24	FABER	121.3	56	ATKINS	94.1		13	CLARK	115.9
24			13	CLARK	121.1	48	POTTER	93.8		33	DUNNIK	115.7
25			37	FRÖDE	120.9	81	WASLEY	93.4		89	MORETON	115.5
26			48	POTTER	120.9	46	HOLE	93.2		45	SWANN	115.3
27			11	UHRE	120.9	33	DUNNIK	92.9		52	KÖNIG	115.1
28			81	WASLEY	120.9	13	CLARK	92.5		48	POTTER	114.5
29			26	OGDEN	120.6	65	REHACEK	91.5		37	FRÖDE	114.3
30			50	BEHAL	120.4	22	MENDE	91.1		50	BEHAL	113.7
31			65	REHACEK	119.1	50	BEHAL	89.0		65	REHACEK	113.5

Weather / Track : Cloudy / Dry

Results can be found at www.tsl-timing.com

Silverstone GP

Circuit Length = 3.6673 miles

Start: 10:55 Flag 11:20 End: 11:22

Printed - 11:24 Saturday, 09 September 2017

MCRCB BULLETIN TK100

2017 MCE British Superbike Championship - Round 9

2017 HEL Performance British Motostar Std & ADAC NEC

QUALIFYING - BEST SECTORS

SECTOR 1		SECTOR 2		SECTOR 3		SECTOR 4		SECTOR 5		IDEAL / BEST COMPARISON											
POS	NO	TIME	NO	TIME	NO	TIME	NO	TIME	NO	TIME	POS	NO	NAME	IDEAL	BEST	DIFF					
														PERFECT LAP	2:22.928						
1	2	STR	27.955	4	ORG	16.708	2	STR	29.676	4	ORG	31.861	1	GEI	36.728	1	2	STRUDWICK	2:23.254	2:23.597	0.343
2	9	VLE	28.158	49	FRE	16.758	4	ORG	29.782	2	STR	32.051	2	STR	36.739	2	4	ORGIS	2:23.749	2:23.960	0.211
3	4	ORG	28.176	30	COO	16.818	19	ROD	29.832	19	ROD	32.068	30	COO	36.891	3	1	GEIGER	2:24.079	2:24.305	0.226
4	49	FRE	28.285	19	ROD	16.827	8	SIE	29.899	55	SCO	32.139	9	VLE	36.932	4	49	FREITAG	2:24.220	2:24.724	0.504
5	72	HOR	28.331	2	STR	16.833	1	GEI	29.929	1	GEI	32.157	19	ROD	36.960	5	9	VLEESCHAUWER	2:24.236	2:24.801	0.565
6	8	SIE	28.366	6	BUI	16.889	9	VLE	29.962	9	VLE	32.199	49	FRE	36.977	6	19	RODRIGUEZ	2:24.301	2:24.655	0.354
7	1	GEI	28.370	1	GEI	16.895	49	FRE	29.991	8	SIE	32.205	3	ERH	37.037	7	8	SIEBRATH	2:24.480	2:24.529	0.049
8	52	KON	28.433	8	SIE	16.954	55	SCO	30.017	72	HOR	32.206	8	SIE	37.056	8	72	HORSMAN	2:24.721	2:25.236	0.515
9	55	SCO	28.491	9	VLE	16.985	37	FRÖ	30.048	6	BUI	32.207	52	KON	37.058	9	30	COOK	2:24.789	2:25.163	0.374
10	6	BUI	28.501	72	HOR	17.048	54	FAL	30.055	49	FRE	32.209	72	HOR	37.075	10	6	BUIS	2:24.882	2:25.320	0.438
11	37	FRÖ	28.508	3	ERH	17.060	72	HOR	30.061	37	FRÖ	32.249	54	FAL	37.082	11	52	KÖNIG	2:25.007	2:25.007	0.000
12	30	COO	28.535	89	MOR	17.067	6	BUI	30.076	54	FAL	32.250	6	BUI	37.209	12	54	FALCK	2:25.334	2:25.716	0.382
13	56	ATK	28.547	48	POT	17.085	52	KON	30.135	52	KON	32.282	4	ORG	37.222	13	55	SCOTT	2:25.419	2:25.715	0.296
14	19	ROD	28.614	52	KON	17.099	30	COO	30.222	30	COO	32.323	37	FRÖ	37.472	14	37	FRÖDE	2:25.476	2:26.040	0.564
15	24	FAB	28.689	95	TUR	17.173	26	OGD	30.304	3	ERH	32.478	66	OTT	37.560	15	3	ERHARD	2:25.760	2:26.115	0.355
16	95	TUR	28.726	56	ATK	17.174	3	ERH	30.433	24	FAB	32.479	55	SCO	37.562	16	24	FABER	2:26.519	2:26.870	0.351
17	3	ERH	28.752	24	FAB	17.178	95	TUR	30.517	95	TUR	32.564	24	FAB	37.628	17	95	TURNER	2:26.677	2:26.949	0.272
18	54	FAL	28.760	54	FAL	17.187	56	ATK	30.537	26	OGD	32.703	26	OGD	37.629	18	56	ATKINS	2:26.864	2:26.982	0.118
19	45	SWA	28.817	37	FRÖ	17.199	24	FAB	30.545	33	DUN	32.758	95	TUR	37.697	19	26	OGDEN	2:27.018	2:27.321	0.303
20	13	CLA	28.992	55	SCO	17.210	66	OTT	30.613	48	POT	32.781	56	ATK	37.720	20	66	OTTEN	2:27.834	2:28.935	1.101
21	26	OGD	28.996	66	OTT	17.322	48	POT	30.705	45	SWA	32.871	11	UHR	37.720	21	45	SWANN	2:27.898	2:27.983	0.085
22	81	WAS	29.048	45	SWA	17.338	45	SWA	30.769	56	ATK	32.886	13	CLA	38.031	22	48	POTTER	2:28.239	2:28.455	0.216
23	89	MOR	29.062	33	DUN	17.338	33	DUN	30.797	66	OTT	32.997	45	SWA	38.103	23	33	DUNNIK	2:28.448	2:28.734	0.286
24	33	DUN	29.271	81	WAS	17.359	11	UHR	30.829	13	CLA	33.115	48	POT	38.218	24	11	UHRE	2:28.531	2:28.777	0.246
25	46	HOL	29.285	26	OGD	17.386	89	MOR	30.995	11	UHR	33.148	46	HOL	38.219	25	13	CLARK	2:28.591	2:28.901	0.310
26	66	OTT	29.342	11	UHR	17.401	13	CLA	30.996	81	WAS	33.249	33	DUN	38.284	26	89	MORETON	2:28.960	2:29.728	0.768
27	11	UHR	29.433	46	HOL	17.440	46	HOL	31.358	46	HOL	33.284	81	WAS	38.401	27	46	HOLE	2:29.586	2:29.819	0.233
28	48	POT	29.450	13	CLA	17.457	81	WAS	31.623	89	MOR	33.380	89	MOR	38.456	28	81	WASLEY	2:29.680	2:29.902	0.222
29	22	MEN	29.713	22	MEN	17.645	65	REH	31.652	65	REH	33.895	22	MEN	38.666	29	22	MENDE	2:31.780	2:32.599	0.819
30	65	REH	30.222	65	REH	17.849	22	MEN	31.757	22	MEN	33.999	65	REH	39.350	30	65	REHACEK	2:32.968	2:33.194	0.226
31	50	BEH	30.617	50	BEH	18.204	50	BEH	32.730	50	BEH	35.120	50	BEH	40.086	31	50	BEHAL	2:36.757	2:37.806	1.049

Weather / Track : Cloudy / Dry

Silverstone GP

Circuit Length = 3.6673 miles

Start: 10:55 Flag 11:20 End: 11:22

Results can be found at www.tsl-timing.com

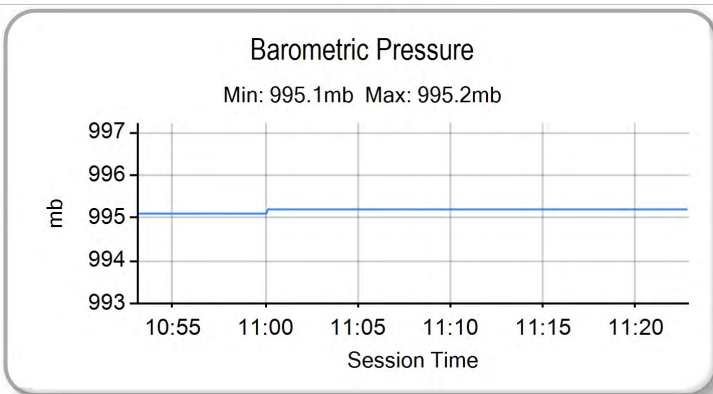
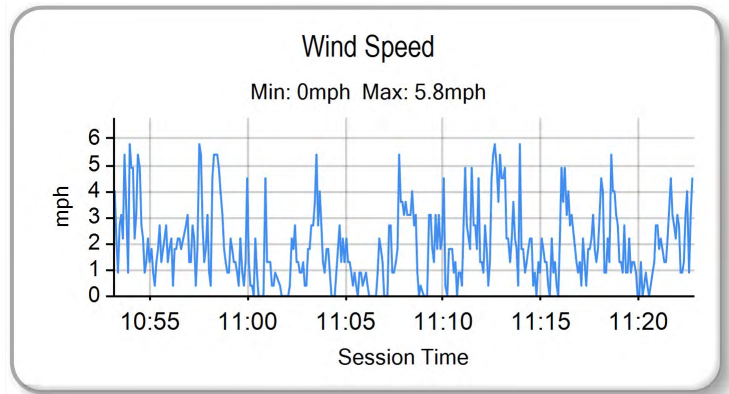
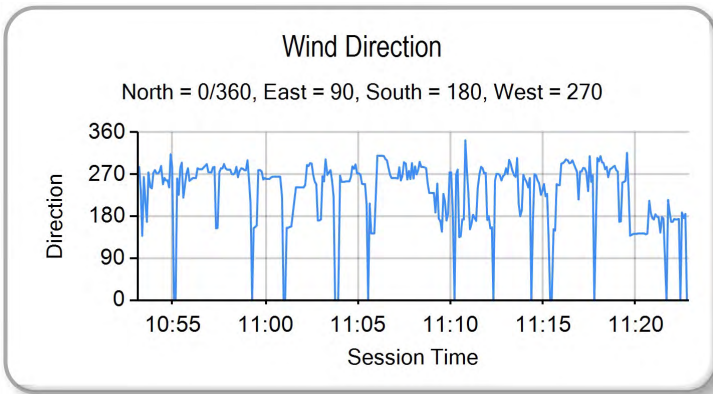
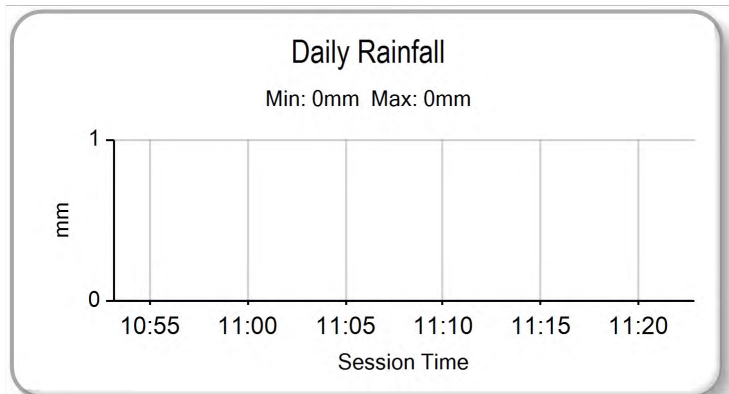
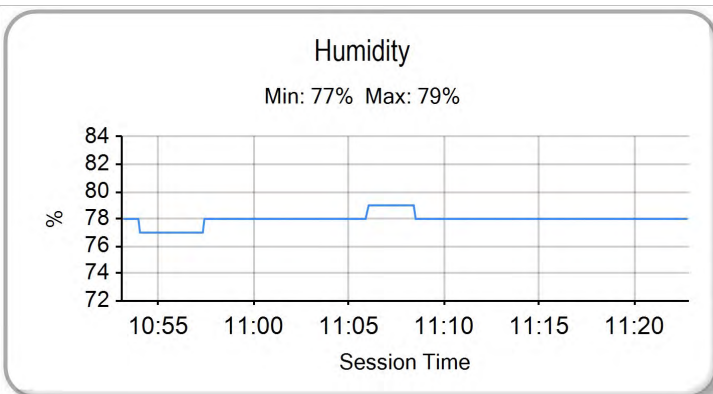
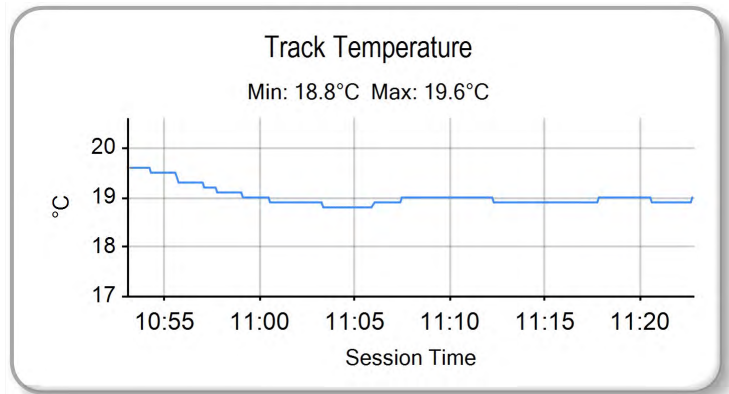
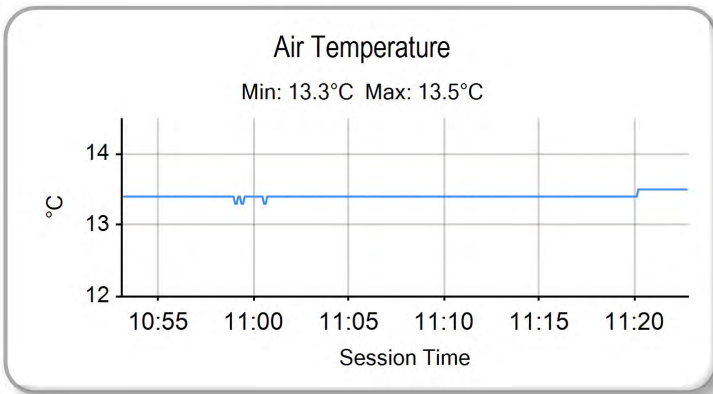
Printed - 11:24 Saturday, 09 September 2017

MCRCB BULLETIN TK101

2017 MCE British Superbike Championship - Round 9

2017 HEL Performance British Motostar Std & ADAC NEC

QUALIFYING - WEATHER CONDITIONS



Weather / Track : Cloudy / Dry

Results can be found at www.tsl-timing.com

Silverstone GP
Circuit Length = 3.6673 miles
Start: 10:55 Flag 11:20 End: 11:22

Printed - 11:24 Saturday, 09 September 2017



ROW 11				31	50	Aditya BEHAL	2:37.806			
ROW 10	30	65	Filip REHACEK	29	22	Marie MENDE	28	81	Myles WASLEY	
ROW 9		27	46	Tino HOLE	26	89	T. Fox MORETON	25	66	Dion OTTEN
ROW 8	24	13	Jacob CLARK	23	11	Lotte UHRE	22	33	Rick DUNNIK	
ROW 7		21	48	Ewan POTTER	20	45	Scott SWANN	19	26	Scott OGDEN
ROW 6	18	56	Charlie ATKINS	17	95	Ross TURNER	16	24	Shane FABER	
ROW 5		15	3	Toni ERHARD	14	37	Paul FRÖDE	13	54	Lukas FALCK
ROW 4	12	55	Jack SCOTT	11	6	Jeffrey BUIS	10	72	Cameron HORSMAN	
ROW 3		9	30	Max COOK	8	52	Oliver KÖNIG	7	9	Luca de VLEESCHAUWER
ROW 2	6	49	Phillipp FREITAG	5	19	Victor RODRIGUEZ	4	8	Marvin SIEBDRATH	
ROW 1		3	1	Dirk GEIGER	2	4	Leon ORGIS	1	2	Thomas STRUDWICK
									Pole	

Silverstone GP
Circuit Length = 3.6673 miles

These results are provisional until the conclusion of any judicial and technical matters.

Race Director :	Stewards :	Timekeeper :
-----------------	------------	--------------

Results can be found at www.britishsuperbike.com

Printed - 11:23 Saturday, 09 September 2017



RACE 2 - CLASSIFICATION



POS	NO	CL	PIC NAME	ENTRY	LAPS	TIME	GAP	DIFF	MPH	BEST	ON
1	69		1 Tom BOOTH-AMOS	KTM - City Lifting RS Racing	8	20:58.909			83.89	2:35.696	5
2	47		2 Jake ARCHER	KTM - City Lifting RS Racing	8	21:14.000	15.091	15.091	82.90	2:37.885	6
3	12		3 Edward RENDELL	KTM - Banks Racing	8	21:24.865	25.956	10.865	82.20	2:39.007	5
4	44		4 Edmund BEST	KTM - SymCirrus Motorsport	8	21:29.917	31.008	5.052	81.88	2:37.974	8
5	3		5 Richard KERR	KTM - North West Racing	8	21:38.845	39.936	8.928	81.31	2:38.623	8
6	52		6 Jorel BOERBOOM	Kalex KTM - Fireplace Warehouse	8	21:39.772	40.863	0.927	81.25	2:39.873	8
7	79		7 Storm STACEY	Kalex - FPW Racing	8	21:43.718	44.809	3.946	81.01	2:39.334	7
8	25		8 Mike BROUWERS	KTM - TEC7-Joma / Brouwersracingteam	8	21:46.102	47.193	2.384	80.86	2:40.891	8
9	34		9 Liam DELVES	DR-Moto - Stauff Connect Academy / Dr-Moto	8	21:47.795	48.886	1.693	80.76	2:41.578	8
10	99		10 Stephen CAMPBELL	Honda - Campbell Racing	8	22:09.423	1:10.514	21.628	79.44	2:42.681	8
11	61	A	1 Ernst DUBBINK	Honda - Ernst Dubbink Eveno Racing	8	22:36.927	1:38.018	27.504	77.83	2:45.723	5
12	27		11 Josh HODGE	KTM - Team HPR	8	22:47.549	1:48.640	10.622	77.23	2:47.652	8
13	20		12 Joel MARKLUND	KTM - Marklund Solutions / SP125	8	22:57.200	1:58.291	9.651	76.69	2:50.195	6
14	77	A	2 Ruben BIJMAN	Honda - B.V. Racing Moto 3	8	22:57.916	1:59.007	0.716	76.65	2:49.168	6
15	35		13 Elliot LODGE	FTR - Spike Racing / SP125	8	22:58.281	1:59.372	0.365	76.63	2:50.142	8
16	54		14 Sam BURMAN	KTM - TeamWNT / Burman Racing	8	22:58.734	1:59.825	0.453	76.60	2:49.656	4

NOT CLASSIFIED

DNF	41	A	Jan-Ole JÄHNIG	KTM - Freudenbrug / ADAC Hessen Thür.	6	16:54.470	2 Laps	2 Laps	78.08	2:44.691	6
DNF	15		Eugene McMANUS	KTM - RS Racing / E15 Racing	5	15:02.850	3 Laps	1 Lap	73.11	2:39.903	5
DNF	23		Sam LLEWELLYN	KTM - SymCirrus Motorsport	3	8:17.194	5 Laps	2 Laps	79.66	2:41.533	3
DNF	64		Asher DURHAM	Mahindra - Microlise Cresswell Racing	0						
DNF	7	A	Tim GEORGI	KTM - ADAC Berlin-Brandenburg e.V.	0						

FASTEST LAP

	69		Tom BOOTH-AMOS	KTM - City Lifting RS Racing	5	2:35.696			84.79 mph	136.46 kph	
	41	A	Jan-Ole JÄHNIG	KTM - Freudenbrug / ADAC Hessen Thür.	6	2:44.691			80.16 mph	129.01 kph	

Weather / Track : Bright / Wet

These results are provisional until the conclusion of any judicial and technical matters.

Silverstone GP

Circuit Length = 3.6673 miles

Start: 15:26 Flag 15:47 End: 15:49

Race Director :	Stewards :	Timekeeper :
-----------------	------------	--------------

Results can be found at www.britishsuperbike.com

Printed - 15:50 Saturday, 09 September 2017



MCRCB BULLETIN TK148

2017 MCE British Superbike Championship - Round 9

2017 HEL Performance British Motostar GP & ADAC NEC

RACE 2 - LAP CHART

LAP 1 @ 15:28:58.573

NO	BEHIND	LAP TIME
69		2:42.527
47	0.487	2:43.014
12	1.611	2:44.138
52	4.643	2:47.170
44	4.938	2:47.465
3	5.274	2:47.801
79	5.988	2:48.515
25	6.623	2:49.150
34	7.937	2:50.464
23	9.800	2:52.327
41	12.241	2:54.768
99	13.758	2:56.285
35	13.969	2:56.496
61	14.526	2:57.053
20	15.625	2:58.152
27	16.259	2:58.786
77	17.340	2:59.867
54	17.752	3:00.279
15	1:32.202	4:14.729

LAP 2 @ 15:31:36.131

NO	BEHIND	LAP TIME
69		2:37.558
47	2.218	2:39.289
12	4.511	2:40.458
44	9.787	2:42.407
52	10.079	2:42.994
25	13.101	2:44.036
3	13.237	2:45.521
79	13.245	2:44.815
34	14.469	2:44.090
23	15.576	2:43.334
99	23.489	2:47.289
41	26.173	2:51.490
61	28.938	2:51.970
35	29.857	2:53.446
77	32.265	2:52.483
20	32.337	2:54.270
27	32.822	2:54.121
54	33.924	2:53.730
15	1:38.774	2:44.130

LAP 3 @ 15:34:12.581

NO	BEHIND	LAP TIME
69		2:36.450
47	4.515	2:38.747
12	8.778	2:40.717
44	15.187	2:41.850
52	15.498	2:41.869
79	20.259	2:43.464
25	20.530	2:43.879
23	20.659	2:41.533
3	21.234	2:44.447
34	22.148	2:44.129
99	32.362	2:45.323
41	38.756	2:49.033
61	41.491	2:49.003
35	45.336	2:51.929
27	45.626	2:49.254
77	46.839	2:51.024
20	47.080	2:51.193

54	48.849	2:51.375
15	1:44.756	2:42.432

LAP 4 @ 15:36:49.115

NO	BEHIND	LAP TIME
69		2:36.534
47	7.173	2:39.192
12	12.373	2:40.129
52	19.809	2:40.845
44	19.983	2:41.330
79	26.669	2:42.944
25	27.110	2:43.114
3	27.313	2:42.613
34	27.645	2:42.031
99	40.985	2:45.157
41	49.725	2:47.503
61	52.525	2:47.568
27	1:00.499	2:51.407
35	1:00.952	2:52.150
20	1:01.193	2:50.647
77	1:01.506	2:51.201
54	1:01.971	2:49.656
15	1:49.878	2:41.656

LAP 5 @ 15:39:24.811

NO	BEHIND	LAP TIME
69		2:35.696
47	10.118	2:38.641
12	15.684	2:39.007
44	24.046	2:39.759
52	26.044	2:41.931
79	31.862	2:40.889
3	32.425	2:40.808
25	33.395	2:41.981
34	33.733	2:41.784
99	51.001	2:45.712
41	1:01.014	2:46.985
61	1:02.552	2:45.723
27	1:13.608	2:48.805
20	1:16.246	2:50.749
77	1:17.411	2:51.601
35	1:18.133	2:52.877
54	1:18.577	2:52.302
15	1:54.085	2:39.903

LAP 6 @ 15:42:00.771

NO	BEHIND	LAP TIME
69		2:35.960
47	12.043	2:37.885
12	18.908	2:39.184
44	27.670	2:39.584
52	33.097	2:43.013
79	36.554	2:40.652
3	36.855	2:40.390
25	39.436	2:42.001
34	39.828	2:42.055
99	59.270	2:44.229
41	1:09.745	2:44.691
61	1:12.608	2:46.016
27	1:26.494	2:48.846
20	1:30.481	2:50.195
77	1:30.619	2:49.168
35	1:32.693	2:50.520

54	1:33.070	2:50.453
----	----------	----------

LAP 7 @ 15:44:37.003

NO	BEHIND	LAP TIME
69		2:36.232
47	14.384	2:38.573
12	22.592	2:39.916
44	30.986	2:39.548
52	38.942	2:42.077
3	39.265	2:38.642
79	39.656	2:39.334
25	44.254	2:41.050
34	45.260	2:41.664
99	1:05.785	2:42.747
61	1:25.645	2:49.269
27	1:38.940	2:48.678
77	1:45.777	2:51.390
20	1:45.818	2:51.569
35	1:47.182	2:50.721
54	1:47.591	2:50.753

LAP 8 @ 15:47:14.955

NO	BEHIND	LAP TIME
69		2:37.952
47	15.091	2:38.659
12	25.956	2:41.316
44	31.008	2:37.974
3	39.936	2:38.623
52	40.863	2:39.873
79	44.809	2:43.105
25	47.193	2:40.891
34	48.886	2:41.578
99	1:10.514	2:42.681
61	1:38.018	2:50.325
27	1:48.640	2:47.652
20	1:58.291	2:50.425
77	1:59.007	2:51.182
35	1:59.372	2:50.142
54	1:59.825	2:50.186

Weather / Track : Bright / Wet

Results can be found at www.tsl-timing.com

Silverstone GP

Circuit Length = 3.6673 miles

Start: 15:26 Flag 15:47 End: 15:49

Printed - 15:50 Saturday, 09 September 2017

MCRCB BULLETIN TK149**2017 MCE British Superbike Championship - Round 9****2017 HEL Performance British Motostar GP & ADAC NEC****RACE 2 - POSITION CHART**

No	Name	Lap								
		Pos	1	2	3	4	5	6	7	8
69	BOOTH-AMOS	1	69	69	69	69	69	69	69	69
47	ARCHER	2	47	47	47	47	47	47	47	47
12	RENDELL	3	12	12	12	12	12	12	12	12
3	KERR	4	52	44	44	52	44	44	44	44
15	McMANUS	5	44	52	52	44	52	52	52	3
64	DURHAM	6	3	25	79	79	79	79	3	52
7	GEORGI	7	79	3	25	25	3	3	79	79
35	LODGE	8	25	79	23	3	25	25	25	25
44	BEST	9	34	34	3	34	34	34	34	34
41	JÄHNIG	10	23	23	34	99	99	99	99	99
79	STACEY	11	41	99	99	41	41	41	61	61
34	DELVES	12	99	41	41	61	61	61	27	27
61	DUBBINK	13	35	61	61	27	27	27	77	20
25	BROUWERS	14	61	35	35	35	20	20	20	77
52	BOERBOOM	15	20	77	27	20	77	77	35	35
23	LLEWELLYN	16	27	20	77	77	35	35	54	54
27	HODGE	17	77	27	20	54	54	54		
20	MARKLUND	18	54	54	54	15	15			
99	CAMPBELL	19	15	15	15					
54	BURMAN	20								
77	BIJMAN	21								

Weather / Track : Bright / Wet

Results can be found at www.tsl-timing.com

Silverstone GP
Circuit Length = 3.6673 miles
Start: 15:26 Flag 15:47 End: 15:49

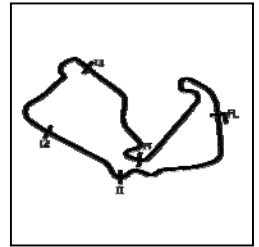
Printed - 15:51 Saturday, 09 September 2017

MCRCB BULLETIN TK150

2017 MCE British Superbike Championship - Round 9

2017 HEL Performance British Motostar GP & ADAC NEC

RACE 2 - SECTOR ANALYSIS



SECTOR 1 = FL to I1, SECTOR 2 = I1 to I2, SECTOR 3 = I2 to I3, SECTOR 4 = I3 to I4, SECTOR 5 = I4 to FL, DIFF = Difference To Personal Best Lap, P = Crossed Finish Line in Pit Lane, D = Time Disallowed

P1 69		Tom BOOTH-AMOS					KTM - City Lifting RS Racing					
IDEAL LAP TIME : 2:35.455		BEST LAP TIME : 2:35.696			DIFFERENCE : 0.241							
LAP	SECTOR 1	SECTOR 2	SECTOR 3	SECTOR 4	SECTOR 5	LAP TIME	MPH	DIFF	TIME OF DAY			
1 -		18.115	126.3	34.970	85.1	35.794	40.093	119.1	2:42.527	81.23	6.831	15:28:58.573
2 -	30.928	17.973	128.0	33.542	86.1	35.402	39.713	118.9	2:37.558	83.79	1.862	15:31:36.131
3 -	30.540	17.786	127.5	33.173	86.8	35.251	39.700	119.3	2:36.450	84.38	0.754	15:34:12.581
4 -	30.429	17.711	129.0	33.544	87.6	35.373	39.477	119.1	2:36.534	84.34	0.838	15:36:49.115
5 -	30.390	17.674	128.8	33.081	87.8	35.217	39.334	119.5	2:35.696 (1)	84.79		15:39:24.811
6 -	30.441	17.651	129.3	33.376	87.4	35.072	39.420	119.3	2:35.960 (2)	84.65	0.264	15:42:00.771
7 -	30.548	17.701	128.8	33.230	86.2	35.422	39.331	119.7	2:36.232 (3)	84.50	0.536	15:44:37.003
8 -	30.608	17.805	128.3	33.425	85.8	35.002	41.112	100.5	2:37.952	83.58	2.256	15:47:14.955

P2 47		Jake ARCHER					KTM - City Lifting RS Racing					
IDEAL LAP TIME : 2:37.715		BEST LAP TIME : 2:37.885			DIFFERENCE : 0.170							
LAP	SECTOR 1	SECTOR 2	SECTOR 3	SECTOR 4	SECTOR 5	LAP TIME	MPH	DIFF	TIME OF DAY			
1 -		18.207	128.5	35.295	86.3	36.080	40.039	118.9	2:43.014	80.98	5.129	15:28:59.060
2 -	31.077	17.753	131.0	34.183	86.9	36.019	40.257	117.6	2:39.289	82.88	1.404	15:31:38.349
3 -	30.754	17.836	129.0	34.125	86.8	35.873	40.159	117.2	2:38.747	83.16	0.862	15:34:17.096
4 -	30.713	17.861	129.5	34.028	87.3	36.195	40.395	116.1	2:39.192	82.93	1.307	15:36:56.288
5 -	30.700	17.848	129.3	33.962	84.7	36.100	40.031	117.4	2:38.641 (3)	83.22	0.756	15:39:34.929
6 -	30.434	17.706	129.8	33.786	86.1	36.043	39.916	116.1	2:37.885 (1)	83.62		15:42:12.814
7 -	30.612	17.860	129.3	33.824	86.2	36.303	39.974	118.0	2:38.573 (2)	83.25	0.688	15:44:51.387
8 -	30.520	17.849	128.5	34.061	87.0	36.145	40.084	112.4	2:38.659	83.21	0.774	15:47:30.046

P3 12		Edward RENDELL					KTM - Banks Racing					
IDEAL LAP TIME : 2:38.756		BEST LAP TIME : 2:39.007			DIFFERENCE : 0.251							
LAP	SECTOR 1	SECTOR 2	SECTOR 3	SECTOR 4	SECTOR 5	LAP TIME	MPH	DIFF	TIME OF DAY			
1 -		18.227	126.1	35.621	84.3	36.358	40.224	114.7	2:44.138	80.43	5.131	15:29:00.184
2 -	31.161	18.105	124.0	34.320	83.7	36.182	40.690	113.3	2:40.458	82.27	1.451	15:31:40.642
3 -	31.386	18.170	123.3	34.645	84.7	36.039	40.477	113.5	2:40.717	82.14	1.710	15:34:21.359
4 -	31.190	18.123	123.1	34.551	85.2	36.127	40.138	113.9	2:40.129	82.44	1.122	15:37:01.488
5 -	31.005	18.076	121.7	34.198	84.7	35.556	40.172	112.9	2:39.007 (1)	83.03		15:39:40.495
6 -	30.955	18.171	122.9	34.131	85.2	35.659	40.268	113.1	2:39.184 (2)	82.93	0.177	15:42:19.679
7 -	31.262	18.238	121.5	34.221	83.9	36.157	40.038	112.6	2:39.916 (3)	82.55	0.909	15:44:59.595
8 -	31.693	18.452	121.1	34.686	83.4	36.181	40.304	112.9	2:41.316	81.84	2.309	15:47:40.911

P4 44		Edmund BEST					KTM - SymCirrus Motorsport					
IDEAL LAP TIME : 2:37.965		BEST LAP TIME : 2:37.974			DIFFERENCE : 0.009							
LAP	SECTOR 1	SECTOR 2	SECTOR 3	SECTOR 4	SECTOR 5	LAP TIME	MPH	DIFF	TIME OF DAY			
1 -		18.257	127.8	36.265	80.8	37.277	41.191	113.5	2:47.465	78.83	9.491	15:29:03.511
2 -	31.951	18.194	126.8	34.982	82.7	36.797	40.483	113.1	2:42.407	81.29	4.433	15:31:45.918
3 -	31.582	18.169	125.6	34.941	76.9	37.092	40.066	113.1	2:41.850	81.57	3.876	15:34:27.768
4 -	31.163	18.191	125.2	34.200	82.0	37.128	40.648	114.9	2:41.330	81.83	3.356	15:37:09.098
5 -	31.368	18.226	124.7	34.117	82.0	36.045	40.003	112.8	2:39.759	82.63	1.785	15:39:48.857
6 -	31.044	18.201	124.7	34.196	83.0	36.084	40.059	115.1	2:39.584 (3)	82.73	1.610	15:42:28.441
7 -	30.977	18.105	124.9	34.193	83.5	36.527	39.746	114.3	2:39.548 (2)	82.74	1.574	15:45:07.989
8 -	30.768	17.852	125.2	33.905	84.0	35.694	39.755	113.5	2:37.974 (1)	83.57		15:47:45.963

P5 3		Richard KERR					KTM - North West Racing					
IDEAL LAP TIME : 2:37.265		BEST LAP TIME : 2:38.623			DIFFERENCE : 1.358							
LAP	SECTOR 1	SECTOR 2	SECTOR 3	SECTOR 4	SECTOR 5	LAP TIME	MPH	DIFF	TIME OF DAY			
1 -		18.958	124.9	36.754	84.0	37.346	41.796	115.5	2:47.801	78.67	9.178	15:29:03.847
2 -	32.127	18.195	127.3	35.917	83.2	37.315	41.967	110.3	2:45.521	79.76	6.898	15:31:49.368
3 -	32.139	18.064	128.8	35.947	84.9	37.177	41.120	114.1	2:44.447	80.28	5.824	15:34:33.815
4 -	31.393	18.224	128.3	35.048	83.4	37.154	40.794	115.5	2:42.613	81.18	3.990	15:37:16.428
5 -	31.422	17.792	128.0	34.535	84.7	36.397	40.662	114.5	2:40.808	82.10	2.185	15:39:57.236
6 -	31.028	17.859	126.3	34.833	86.0	35.774	40.896	118.2	2:40.390 (3)	82.31	1.767	15:42:37.626
7 -	30.556	17.942	128.0	34.377	83.3	36.157	39.610	117.8	2:38.642 (2)	83.22	0.019	15:45:16.268
8 -	30.763	17.911	125.9	33.735	82.1	35.572	40.642	114.9	2:38.623 (1)	83.23		15:47:54.891

Weather / Track : Bright / Wet

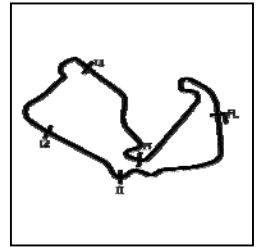
Silverstone GP
 Circuit Length = 3.6673 miles
 Start: 15:26 Flag 15:47 End: 15:49

MCRCB BULLETIN TK150

2017 MCE British Superbike Championship - Round 9

2017 HEL Performance British Motostar GP & ADAC NEC

RACE 2 - SECTOR ANALYSIS



SECTOR 1 = FL to I1, SECTOR 2 = I1 to I2, SECTOR 3 = I2 to I3, SECTOR 4 = I3 to I4, SECTOR 5 = I4 to FL, DIFF = Difference To Personal Best Lap, P = Crossed Finish Line in Pit Lane, D = Time Disallowed

P6 52		Jorel BOERBOOM					Kalex KTM - Fireplace Warehouse					
IDEAL LAP TIME : 2:39.456		BEST LAP TIME : 2:39.873					DIFFERENCE : 0.417					
LAP	SECTOR 1	SECTOR 2		SECTOR 3		SECTOR 4	SECTOR 5		LAP TIME	MPH	DIFF	TIME OF DAY
1 -		18.189	<i>131.3</i>	36.241	84.2	37.202	40.709	114.9	2:47.170	78.97	7.297	15:29:03.216
2 -	32.052	18.218	126.1	35.393	84.5	36.880	40.451	116.1	2:42.994	80.99	3.121	15:31:46.210
3 -	31.514	17.932	124.5	34.778	78.4	36.872	40.773	<i>116.8</i>	2:41.869 (3)	81.56	1.996	15:34:28.079
4 -	<i>31.148</i>	18.007	128.8	<i>34.397</i>	<i>84.9</i>	36.613	40.680	114.5	2:40.845 (2)	82.08	0.972	15:37:08.924
5 -	31.830	17.975	126.1	34.749	84.3	36.555	40.822	115.5	2:41.931	81.53	2.058	15:39:50.855
6 -	31.229	18.617	124.5	35.158	78.3	37.040	40.969	112.6	2:43.013	80.98	3.140	15:42:33.868
7 -	31.855	18.233	124.2	34.606	83.1	36.813	40.570	109.7	2:42.077	81.45	2.204	15:45:15.945
8 -	31.318	<i>17.711</i>	129.5	34.644	81.9	<i>36.165</i>	<i>40.035</i>	114.3	<i>2:39.873</i> (1)	<i>82.58</i>		<i>15:47:55.818</i>

P7 79		Storm STACEY					Kalex - FPW Racing					
IDEAL LAP TIME : 2:38.831		BEST LAP TIME : 2:39.334					DIFFERENCE : 0.503					
LAP	SECTOR 1	SECTOR 2		SECTOR 3		SECTOR 4	SECTOR 5		LAP TIME	MPH	DIFF	TIME OF DAY
1 -		18.243	<i>131.3</i>	37.187	85.8	37.822	41.178	115.7	2:48.515	78.34	9.181	15:29:04.561
2 -	31.935	18.049	130.3	35.788	85.7	37.649	41.394	115.7	2:44.815	80.10	5.481	15:31:49.376
3 -	31.777	18.076	129.5	35.122	85.9	37.402	41.087	113.5	2:43.464	80.76	4.130	15:34:32.840
4 -	31.186	18.219	128.8	35.509	85.4	37.170	40.860	113.3	2:42.944	81.02	3.610	15:37:15.784
5 -	30.947	18.144	128.3	34.676	85.9	36.691	40.431	116.3	2:40.889 (3)	82.05	1.555	15:39:56.673
6 -	30.915	18.207	128.5	34.696	86.5	<i>36.555</i>	40.279	117.0	2:40.652 (2)	82.18	1.318	15:42:37.325
7 -	<i>30.564</i>	18.123	128.5	34.786	<i>87.0</i>	36.570	<i>39.291</i>	<i>119.7</i>	<i>2:39.334</i> (1)	<i>82.85</i>		<i>15:45:16.659</i>
8 -	30.954	<i>17.942</i>	130.3	<i>34.479</i>	86.5	38.433	41.297	113.9	2:43.105	80.94	3.771	15:47:59.764

P8 25		Mike BROUWERS					KTM - TEC7-Joma / Brouwersracingteam					
IDEAL LAP TIME : 2:40.559		BEST LAP TIME : 2:40.891					DIFFERENCE : 0.332					
LAP	SECTOR 1	SECTOR 2		SECTOR 3		SECTOR 4	SECTOR 5		LAP TIME	MPH	DIFF	TIME OF DAY
1 -		18.645	123.3	35.868	83.4	37.418	41.561	<i>114.9</i>	2:49.150	78.05	8.259	15:29:05.196
2 -	31.680	18.295	122.9	35.355	<i>84.9</i>	37.143	41.563	112.8	2:44.036	80.48	3.145	15:31:49.232
3 -	31.600	18.414	122.9	35.446	84.6	36.950	41.469	114.7	2:43.879	80.56	2.988	15:34:33.111
4 -	31.411	18.127	<i>125.6</i>	35.333	83.3	37.160	41.083	113.7	2:43.114	80.93	2.223	15:37:16.225
5 -	31.305	18.160	123.1	34.974	83.8	36.432	41.110	112.8	2:41.981 (3)	81.50	1.090	15:39:58.206
6 -	31.062	<i>18.003</i>	124.5	35.493	83.3	36.430	41.013	112.6	2:42.001	81.49	1.110	15:42:40.207
7 -	<i>30.821</i>	18.146	123.1	34.696	83.0	36.482	<i>40.905</i>	112.4	2:41.050 (2)	81.97	0.159	15:45:21.257
8 -	31.040	18.103	122.2	<i>34.560</i>	84.2	<i>36.270</i>	40.918	110.9	<i>2:40.891</i> (1)	<i>82.05</i>		<i>15:48:02.148</i>

P9 34		Liam DELVES					DR-Moto - Stauff Connect Academy / Dr-Moto					
IDEAL LAP TIME : 2:40.869		BEST LAP TIME : 2:41.578					DIFFERENCE : 0.709					
LAP	SECTOR 1	SECTOR 2		SECTOR 3		SECTOR 4	SECTOR 5		LAP TIME	MPH	DIFF	TIME OF DAY
1 -		18.784	126.6	36.554	81.7	37.571	41.353	117.2	2:50.464	77.44	8.886	15:29:06.510
2 -	32.045	18.556	125.6	35.128	83.1	37.056	41.305	115.5	2:44.090	80.45	2.512	15:31:50.600
3 -	31.799	18.333	126.3	35.366	83.5	37.173	41.458	116.8	2:44.129	80.43	2.551	15:34:34.729
4 -	31.461	18.390	125.9	34.554	83.6	36.935	<i>40.691</i>	<i>118.0</i>	2:42.031	81.48	0.453	15:37:16.760
5 -	31.500	18.234	<i>126.8</i>	34.704	84.3	<i>36.654</i>	40.692	117.0	2:41.784 (3)	81.60	0.206	15:39:58.544
6 -	31.454	18.112	126.6	35.094	83.8	36.684	40.711	117.2	2:42.055	81.46	0.477	15:42:40.599
7 -	<i>31.043</i>	18.161	126.1	34.811	83.7	36.852	40.797	117.4	2:41.664 (2)	81.66	0.086	15:45:22.263
8 -	31.346	<i>18.076</i>	125.6	<i>34.405</i>	<i>85.0</i>	36.707	41.044	116.6	<i>2:41.578</i> (1)	<i>81.70</i>		<i>15:48:03.841</i>

P10 99		Stephen CAMPBELL					Honda - Campbell Racing					
IDEAL LAP TIME : 2:42.359		BEST LAP TIME : 2:42.681					DIFFERENCE : 0.322					
LAP	SECTOR 1	SECTOR 2		SECTOR 3		SECTOR 4	SECTOR 5		LAP TIME	MPH	DIFF	TIME OF DAY
1 -		19.272	<i>121.3</i>	37.277	81.6	38.563	43.568	109.4	2:56.285	74.89	13.604	15:29:12.331
2 -	32.324	18.893	119.1	36.322	80.6	37.561	42.189	109.4	2:47.289	78.91	4.608	15:31:59.620
3 -	31.817	19.078	115.9	35.763	81.0	37.046	41.619	<i>110.5</i>	2:45.323	79.85	2.642	15:34:44.943
4 -	31.477	18.611	117.9	35.850	81.4	37.250	41.969	109.7	2:45.157	79.93	2.476	15:37:30.100
5 -	31.706	18.503	117.7	35.648	79.5	37.597	42.258	109.4	2:45.712	79.67	3.031	15:40:15.812
6 -	31.753	18.598	118.1	35.254	81.0	37.016	41.608	110.3	2:44.229 (3)	80.39	1.548	15:43:00.041
7 -	31.262	<i>18.421</i>	116.7	<i>34.998</i>	<i>83.3</i>	36.833	<i>41.233</i>	<i>110.5</i>	2:42.747 (2)	81.12	0.066	15:45:42.788

Weather / Track : Bright / Wet

Silverstone GP

Circuit Length = 3.6673 miles

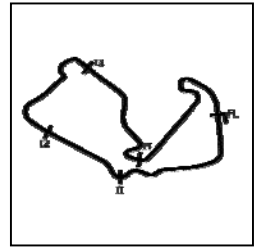
Start: 15:26 Flag 15:47 End: 15:49

MCRCB BULLETIN TK150

2017 MCE British Superbike Championship - Round 9

2017 HEL Performance British Motostar GP & ADAC NEC

RACE 2 - SECTOR ANALYSIS



SECTOR 1 = FL to I1, SECTOR 2 = I1 to I2, SECTOR 3 = I2 to I3, SECTOR 4 = I3 to I4, SECTOR 5 = I4 to FL, DIFF = Difference To Personal Best Lap, P = Crossed Finish Line in Pit Lane, D = Time Disallowed
 8- 31.200 18.465 116.9 35.030 83.1 36.507 41.479 110.5 2:42.681 (1) 81.15 15:48:25.469

P11 61 A Ernst DUBBINK		Honda - Ernst Dubbink Eveno Racing										
IDEAL LAP TIME : 2:45.243		BEST LAP TIME : 2:45.723			DIFFERENCE : 0.480							
LAP	SECTOR 1	SECTOR 2	SECTOR 3	SECTOR 4	SECTOR 5	LAP TIME	MPH	DIFF	TIME OF DAY			
1-		18.756	124.7	39.141	80.7	39.279	43.111	111.2	2:57.053	74.56	11.330	15:29:13.099
2-	33.923	18.652	123.1	38.110	83.1	38.594	42.691	111.2	2:51.970	76.77	6.247	15:32:05.069
3-	33.048	18.390	124.5	37.327	83.1	38.286	41.952	112.4	2:49.003	78.11	3.280	15:34:54.072
4-	32.978	18.324	124.9	36.680	85.1	37.894	41.692	112.4	2:47.568 (3)	78.78	1.845	15:37:41.640
5-	32.471	18.231	125.2	36.263	85.2	37.478	41.280	112.8	2:45.723 (1)	79.66		15:40:27.363
6-	32.207	18.109	125.6	36.169	85.0	37.770	41.761	111.4	2:46.016 (2)	79.52	0.293	15:43:13.379
7-	32.410	18.326	125.2	36.995	82.8	38.957	42.581	109.7	2:49.269	77.99	3.546	15:46:02.648
8-	33.478	18.598	123.8	37.110	80.7	38.463	42.676	108.7	2:50.325	77.51	4.602	15:48:52.973

P12 27 Josh HODGE		KTM - Team HPR										
IDEAL LAP TIME : 2:47.327		BEST LAP TIME : 2:47.652			DIFFERENCE : 0.325							
LAP	SECTOR 1	SECTOR 2	SECTOR 3	SECTOR 4	SECTOR 5	LAP TIME	MPH	DIFF	TIME OF DAY			
1-		19.137	114.9	39.298	80.3	39.558	43.126	109.9	2:58.786	73.84	11.134	15:29:14.832
2-	34.071	18.991	123.1	38.829	78.8	39.578	42.652	114.9	2:54.121	75.82	6.469	15:32:08.953
3-	32.644	18.599	121.7	37.588	78.9	38.231	42.192	111.0	2:49.254	78.00	1.602	15:34:58.207
4-	33.343	19.018	124.0	37.806	81.0	38.265	42.975	109.6	2:51.407	77.02	3.755	15:37:49.614
5-	32.180	18.676	122.4	36.954	80.6	38.502	42.493	109.9	2:48.805 (3)	78.21	1.153	15:40:38.419
6-	32.345	18.745	122.6	36.685	81.3	38.445	42.626	111.4	2:48.846	78.19	1.194	15:43:27.265
7-	31.840	18.700	122.6	37.211	80.6	38.651	42.276	111.6	2:48.678 (2)	78.26	1.026	15:46:15.943
8-	31.959	18.544	121.7	36.891	82.4	38.159	42.099	108.8	2:47.652 (1)	78.74		15:49:03.595

P13 20 Joel MARKLUND		KTM - Marklund Solutions / SP125										
IDEAL LAP TIME : 2:49.331		BEST LAP TIME : 2:50.195			DIFFERENCE : 0.864							
LAP	SECTOR 1	SECTOR 2	SECTOR 3	SECTOR 4	SECTOR 5	LAP TIME	MPH	DIFF	TIME OF DAY			
1-		19.066	124.5	38.766	81.0	39.894	43.132	111.4	2:58.152	74.10	7.957	15:29:14.198
2-	34.529	19.099	122.6	38.255	76.0	39.822	42.565	111.8	2:54.270	75.75	4.075	15:32:08.468
3-	33.694	18.722	123.8	37.487	83.5	39.285	42.005	113.7	2:51.193	77.11	0.998	15:34:59.661
4-	33.249	18.832	124.5	37.120	81.2	38.872	42.574	111.6	2:50.647 (3)	77.36	0.452	15:37:50.308
5-	33.226	18.731	124.9	37.322	79.1	38.959	42.511	112.4	2:50.749	77.32	0.554	15:40:41.057
6-	33.059	18.955	122.0	37.055	82.0	38.602	42.524	112.0	2:50.195 (1)	77.57		15:43:31.252
7-	33.012	19.021	121.7	37.313	77.3	39.820	42.403	110.5	2:51.569	76.95	1.374	15:46:22.821
8-	33.246	19.070	121.1	37.297	79.9	38.537	42.275	111.8	2:50.425 (2)	77.46	0.230	15:49:13.246

P14 77 A Ruben BIJMAN		Honda - B.V. Racing Moto 3										
IDEAL LAP TIME : 2:48.945		BEST LAP TIME : 2:49.168			DIFFERENCE : 0.223							
LAP	SECTOR 1	SECTOR 2	SECTOR 3	SECTOR 4	SECTOR 5	LAP TIME	MPH	DIFF	TIME OF DAY			
1-		19.476	115.1	38.329	76.3	40.097	43.093	100.1	2:59.867	73.40	10.699	15:29:15.913
2-	33.979	19.167	120.4	37.189	74.8	39.114	43.034	100.2	2:52.483	76.54	3.315	15:32:08.396
3-	34.026	18.910	122.2	36.845	78.0	38.834	42.409	106.4	2:51.024 (2)	77.19	1.856	15:34:59.420
4-	33.051	19.042	119.6	37.276	78.3	38.483	43.349	105.3	2:51.201	77.11	2.033	15:37:50.621
5-	33.040	19.053	121.3	37.128	80.3	39.408	42.972	105.0	2:51.601	76.93	2.433	15:40:42.222
6-	32.888	19.095	119.8	36.452	79.0	38.521	42.212	109.9	2:49.168 (1)	78.04		15:43:31.390
7-	33.006	18.969	121.5	36.974	74.0	39.810	42.631	107.1	2:51.390	77.03	2.222	15:46:22.780
8-	33.497	18.955	121.5	37.702	78.1	38.640	42.388	106.7	2:51.182 (3)	77.12	2.014	15:49:13.962

P15 35 Elliot LODGE		FTR - Spike Racing / SP125										
IDEAL LAP TIME : 2:48.918		BEST LAP TIME : 2:50.142			DIFFERENCE : 1.224							
LAP	SECTOR 1	SECTOR 2	SECTOR 3	SECTOR 4	SECTOR 5	LAP TIME	MPH	DIFF	TIME OF DAY			
1-		19.268	119.6	38.214	77.2	39.303	44.146	111.2	2:56.496	74.80	6.354	15:29:12.542
2-	33.548	19.162	125.9	38.010	80.6	38.957	43.769	111.2	2:53.446	76.11	3.304	15:32:05.988
3-	33.168	18.947	126.1	37.544	81.3	38.471	43.799	110.1	2:51.929	76.78	1.787	15:34:57.917
4-	33.441	18.935	126.1	37.631	81.5	38.909	43.234	112.6	2:52.150	76.69	2.008	15:37:50.067
5-	33.065	18.762	126.8	37.637	76.5	39.612	43.801	109.9	2:52.877	76.36	2.735	15:40:42.944
6-	32.795	18.715	127.0	37.227	82.0	38.678	43.105	112.2	2:50.520 (2)	77.42	0.378	15:43:33.464

Weather / Track : Bright / Wet

Silverstone GP

Circuit Length = 3.6673 miles

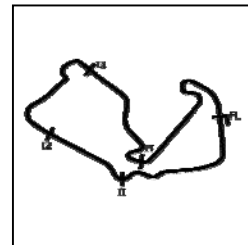
Start: 15:26 Flag 15:47 End: 15:49

MCRCB BULLETIN TK150

2017 MCE British Superbike Championship - Round 9

2017 HEL Performance British Motostar GP & ADAC NEC

RACE 2 - SECTOR ANALYSIS



SECTOR 1 = FL to I1, SECTOR 2 = I1 to I2, SECTOR 3 = I2 to I3, SECTOR 4 = I3 to I4, SECTOR 5 = I4 to FL, DIFF = Difference To Personal Best Lap, P = Crossed Finish Line in Pit Lane, D = Time Disallowed

7-	32.934	18.765	127.8	37.116	78.6	38.773	43.133	112.0	2:50.721 (3)	77.33	0.579	15:46:24.185
8-	33.071	18.493	128.5	38.064	79.7	38.250	42.264	114.3	2:50.142 (1)	77.59		15:49:14.327

P16 54		Sam BURMAN				KTM - TeamWNT / Burman Racing						
IDEAL LAP TIME : 2:48.899		BEST LAP TIME : 2:49.656				DIFFERENCE : 0.757						
LAP	SECTOR 1	SECTOR 2	SECTOR 3	SECTOR 4	SECTOR 5	LAP TIME	MPH	DIFF	TIME OF DAY			
1-		18.927	121.1	39.187	79.2	40.020	43.858	106.4	3:00.279	73.23	10.623	15:29:16.325
2-	34.221	18.798	126.8	38.339	73.6	39.536	42.836	110.1	2:53.730	75.99	4.074	15:32:10.055
3-	33.222	18.737	128.0	37.853	75.7	38.765	42.798	107.8	2:51.375	77.03	1.719	15:35:01.430
4-	32.710	18.471	129.3	37.245	78.6	38.966	42.264	111.4	2:49.656 (1)	77.81		15:37:51.086
5-	33.100	18.457	126.8	38.031	77.4	39.209	43.505	110.7	2:52.302	76.62	2.646	15:40:43.388
6-	32.754	18.473	127.3	37.790	80.5	38.863	42.573	112.0	2:50.453 (3)	77.45	0.797	15:43:33.841
7-	32.835	18.689	129.3	37.386	79.9	38.935	42.908	111.6	2:50.753	77.31	1.097	15:46:24.594
8-	33.020	18.585	129.3	38.094	83.2	38.388	42.099	111.6	2:50.186 (2)	77.57	0.530	15:49:14.780

P17 41 A		Jan-Ole JÄHNIG				KTM - Freudenbrug / ADAC Hessen Thür.						
IDEAL LAP TIME : 2:44.691		BEST LAP TIME : 2:44.691				DIFFERENCE : 0.000						
LAP	SECTOR 1	SECTOR 2	SECTOR 3	SECTOR 4	SECTOR 5	LAP TIME	MPH	DIFF	TIME OF DAY			
1-		18.609	123.5	37.507	82.4	39.565	43.050	106.9	2:54.768	75.54	10.077	15:29:10.814
2-	33.652	18.400	126.6	37.477	83.2	39.052	42.909	106.7	2:51.490	76.98	6.799	15:32:02.304
3-	33.016	18.239	127.0	36.791	83.6	38.817	42.170	109.9	2:49.033	78.10	4.342	15:34:51.337
4-	32.577	18.099	126.8	36.397	84.0	38.264	42.166	109.2	2:47.503 (3)	78.81	2.812	15:37:38.840
5-	32.792	18.115	127.8	36.190	82.6	37.995	41.893	112.8	2:46.985 (2)	79.06	2.294	15:40:25.825
6-	31.962	18.024	126.8	35.546	85.4	37.630	41.529	112.8	2:44.691 (1)	80.16		15:43:10.516

P18 15		Eugene McMANUS				KTM - RS Racing / E15 Racing						
IDEAL LAP TIME : 2:39.745		BEST LAP TIME : 2:39.903				DIFFERENCE : 0.158						
LAP	SECTOR 1	SECTOR 2	SECTOR 3	SECTOR 4	SECTOR 5	LAP TIME	MPH	DIFF	TIME OF DAY			
1-	OUTLAP	18.181	129.5	35.493	78.7	38.374	41.756	113.1	4:14.729	51.82	1:34.826	15:30:30.775
2-	31.021	18.225	129.8	35.146	78.8	38.101	41.637	116.1	2:44.130	80.43	4.227	15:33:14.905
3-	30.571	18.013	130.3	35.132	82.5	37.276	41.440	115.5	2:42.432 (3)	81.27	2.529	15:35:57.337
4-	30.440	18.047	129.8	34.877	83.0	37.084	41.208	115.9	2:41.656 (2)	81.66	1.753	15:38:38.993
5-	30.395	17.891	130.0	34.291	82.6	36.722	40.604	117.6	2:39.903 (1)	82.56		15:41:18.896

P19 23		Sam LLEWELLYN				KTM - SymCirrus Motorsport						
IDEAL LAP TIME : 2:40.134		BEST LAP TIME : 2:41.533				DIFFERENCE : 1.399						
LAP	SECTOR 1	SECTOR 2	SECTOR 3	SECTOR 4	SECTOR 5	LAP TIME	MPH	DIFF	TIME OF DAY			
1-		18.745	128.8	36.637	84.5	37.658	41.393	112.9	2:52.327	76.61	10.794	15:29:08.373
2-	32.191	18.187	129.0	35.446	86.7	37.112	40.398	115.7	2:43.334 (2)	80.83	1.801	15:31:51.707
3-	31.655	17.746	130.8	34.443	88.1	36.507	41.182	115.5	2:41.533 (1)	81.73		15:34:33.240

Weather / Track : Bright / Wet

Silverstone GP
 Circuit Length = 3.6673 miles
 Start: 15:26 Flag 15:47 End: 15:49

MCRCB BULLETIN TK151**2017 MCE British Superbike Championship - Round 9****2017 HEL Performance British Motostar GP & ADAC NEC****RACE 2 - BEST SPEEDS**

POS	INTERMEDIATE 1		INTERMEDIATE 2		INTERMEDIATE 3		INTERMEDIATE 4		FINISH LINE			
	NO	NAME	MPH	NO	NAME	MPH	NO	NAME	MPH	NO	NAME	MPH
1			64	DURHAM	131.8	23	LLEWELLYN	88.1		69	BOOTH-AMOS	119.7
2			52	BOERBOOM	131.3	69	BOOTH-AMOS	87.8		79	STACEY	119.7
3			79	STACEY	131.3	47	ARCHER	87.3		47	ARCHER	118.9
4			47	ARCHER	131.0	79	STACEY	87.0		3	KERR	118.2
5			23	LLEWELLYN	130.8	3	KERR	86.0		34	DELVES	118.0
6			15	McMANUS	130.3	41	JÄHNIG	85.4		15	McMANUS	117.6
7			69	BOOTH-AMOS	129.3	12	RENDELL	85.2		52	BOERBOOM	116.8
8			54	BURMAN	129.3	61	DUBBINK	85.2		23	LLEWELLYN	115.7
9			3	KERR	128.8	34	DELVES	85.0		44	BEST	115.1
10			35	LODGE	128.5	52	BOERBOOM	84.9		25	BROUWERS	114.9
11			41	JÄHNIG	128.3	25	BROUWERS	84.9		27	HODGE	114.9
12			44	BEST	127.8	44	BEST	84.0		12	RENDELL	114.7
13			34	DELVES	126.8	20	MARKLUND	83.5		35	LODGE	114.3
14			12	RENDELL	126.1	99	CAMPBELL	83.3		20	MARKLUND	113.7
15			25	BROUWERS	125.6	54	BURMAN	83.2		61	DUBBINK	112.8
16			61	DUBBINK	125.6	15	McMANUS	83.2		41	JÄHNIG	112.8
17			20	MARKLUND	124.9	64	DURHAM	83.0		54	BURMAN	112.0
18			27	HODGE	124.0	27	HODGE	82.4		99	CAMPBELL	110.5
19			77	BIJMAN	122.2	35	LODGE	82.0		77	BIJMAN	109.9
20			99	CAMPBELL	121.3	77	BIJMAN	80.3				
21												

Weather / Track : Bright / Wet

Results can be found at www.tsl-timing.com

Silverstone GP

Circuit Length = 3.6673 miles

Start: 15:26 Flag 15:47 End: 15:49

Printed - 15:52 Saturday, 09 September 2017

MCRCB BULLETIN TK152

2017 MCE British Superbike Championship - Round 9

2017 HEL Performance British Motostar GP & ADAC NEC

RACE 2 - BEST SECTORS

POS	SECTOR 1		SECTOR 2		SECTOR 3		SECTOR 4		SECTOR 5		IDEAL / BEST COMPARISON											
	NO	TIME	NO	TIME	NO	TIME	NO	TIME	NO	TIME	POS	NO	NAME	IDEAL	BEST	DIFF						
1	69	BOO	30.390	69	BOO	17.651	69	BOO	33.081	69	BOO	35.002	79	STA	39.291	1	69	BOOTH-AMOS	2:35.415	2:35.415	0.241	
2	15	McM	30.395	47	ARC	17.706	3	KER	33.735	12	REN	35.556	69	BOO	39.331	2	3	KERR	2:37.265	2:38.623	1.358	
3	47	ARC	30.434	52	BOE	17.711	47	ARC	33.786	3	KER	35.572	3	KER	39.610	3	47	ARCHER	2:37.715	2:37.885	0.170	
4	3	KER	30.556	23	LLE	17.746	44	BES	33.905	44	BES	35.694	44	BES	39.746	4	44	BEST	2:37.965	2:37.974	0.009	
5	79	STA	30.564	3	KER	17.792	12	REN	34.131	47	ARC	35.873	47	ARC	39.916	5	12	RENDELL	2:38.756	2:39.007	0.251	
6	44	BES	30.768	44	BES	17.852	15	McM	34.133	52	BOE	36.165	52	BOE	40.035	6	79	STACEY	2:38.831	2:39.334	0.503	
7	25	BRO	30.821	15	McM	17.891	52	BOE	34.397	25	BRO	36.270	12	REN	40.038	7	52	BOERBOOM	2:39.456	2:39.873	0.417	
8	12	REN	30.955	79	STA	17.942	34	DEL	34.405	99	CAM	36.507	23	LLE	40.398	8	15	McMANUS	2:39.745	2:39.903	0.158	
9	23	LLE	31.040	25	BRO	18.003	23	LLE	34.443	23	LLE	36.507	15	McM	40.604	9	23	LLEWELLYN	2:40.134	2:41.533	1.399	
10	34	DEL	31.043	41	JÄH	18.024	79	STA	34.479	79	STA	36.555	34	DEL	40.691	10	25	BROUWERS	2:40.559	2:40.891	0.332	
11	52	BOE	31.148	12	REN	18.076	25	BRO	34.560	34	DEL	36.654	25	BRO	40.905	11	34	DELVES	2:40.869	2:41.578	0.709	
12	99	CAM	31.200	34	DEL	18.076	99	CAM	34.998	15	McM	36.722	99	CAM	41.233	12	99	CAMPBELL	2:42.359	2:42.681	0.322	
13	27	HOD	31.840	61	DUB	18.109	41	JÄH	35.546	61	DUB	37.478	61	DUB	41.280	13	41	JÄHNIG	2:44.691	2:44.691	0.000	
14	41	JÄH	31.962	64	DUR	18.304	61	DUB	36.169	41	JÄH	37.630	41	JÄH	41.529	14	61	DUBBINK	2:45.243	2:45.723	0.480	
15	61	DUB	32.207	99	CAM	18.421	77	BIJ	36.452	64	DUR	38.147	20	MAR	42.005	15	27	HODGE	2:47.327	2:47.652	0.325	
16	54	BUR	32.710	54	BUR	18.457	27	HOD	36.685	27	HOD	38.159	27	HOD	42.099	16	54	BURMAN	2:48.899	2:49.656	0.757	
17	35	LOD	32.795	35	LOD	18.493	64	DUR	37.052	35	LOD	38.250	54	BUR	42.099	17	35	LODGE	2:48.918	2:50.142	1.224	
18	77	BIJ	32.888	27	HOD	18.544	20	MAR	37.055	54	BUR	38.388	77	BIJ	42.212	18	77	BIJMAN	2:48.945	2:49.168	0.223	
19	20	MAR	33.012	20	MAR	18.722	35	LOD	37.116	77	BIJ	38.483	35	LOD	42.264	19	20	MARKLUND	2:49.331	2:50.195	0.864	
20				77	BIJ	18.910	54	BUR	37.245	20	MAR	38.537										
21																						

Weather / Track : Bright / Wet

Results can be found at www.tsl-timing.com

Silverstone GP

Circuit Length = 3.6673 miles

Start: 15:26 Flag 15:47 End: 15:49

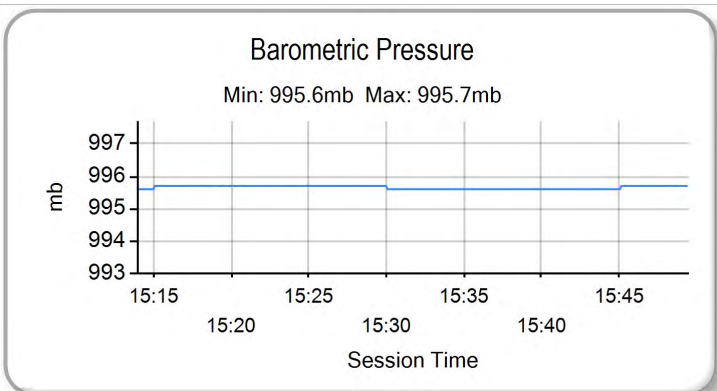
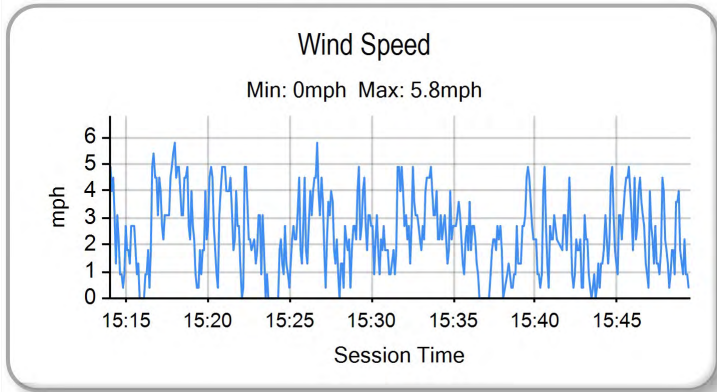
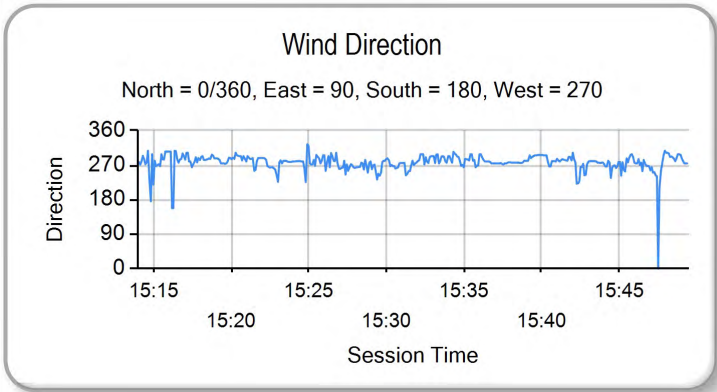
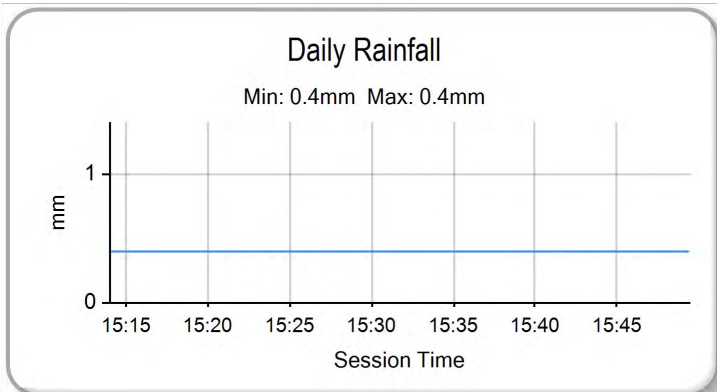
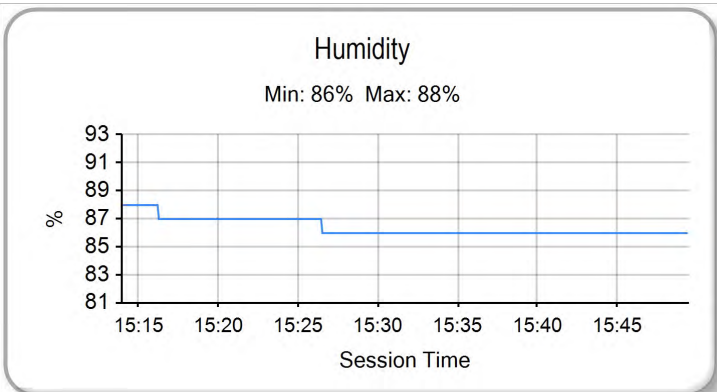
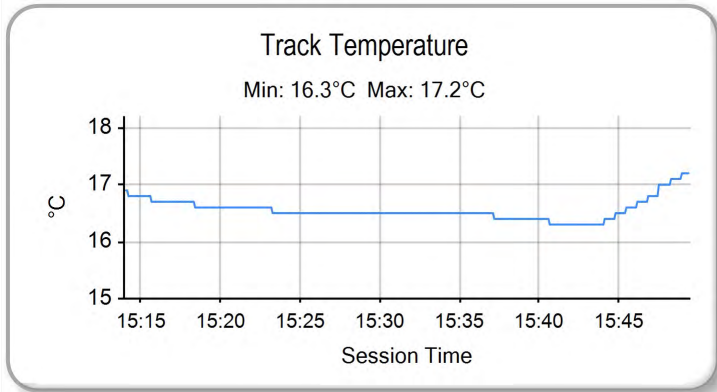
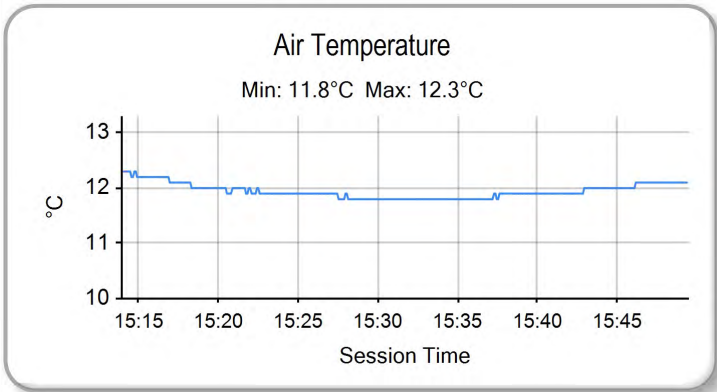
Printed - 15:52 Saturday, 09 September 2017

MCRCB BULLETIN TK153

2017 MCE British Superbike Championship - Round 9

2017 HEL Performance British Motostar GP & ADAC NEC

RACE 2 - WEATHER CONDITIONS



Weather / Track : Bright / Wet

Results can be found at www.tsl-timing.com

Silverstone GP
Circuit Length = 3.6673 miles
Start: 15:26 Flag 15:47 End: 15:49

Printed - 15:52 Saturday, 09 September 2017



ROW 8	22	17	Tom CARNE									
ROW 7	21	7	Tim GEORGI	2:50.195	20	20	Joel MARKLUND	2:50.142	19	35	Elliot LODGE	
ROW 6	18	54	Sam BURMAN	2:49.656	17	77	Ruben BIJMAN	2:49.168	16	27	Josh HODGE	2:47.652
ROW 5	15	61	Ernst DUBBINK	2:45.723	14	41	Jan-Ole JÄHNIG	2:44.691	13	99	Stephen CAMPBELL	2:42.681
ROW 4	12	64	Asher DURHAM	2:41.578	11	34	Liam DELVES	2:41.533	10	23	Sam LLEWELLYN	
ROW 3	9	25	Mike BROUWERS	2:40.891	8	15	Eugene McMANUS	2:39.903	7	52	Jorel BOERBOOM	2:39.873
ROW 2	6	79	Storm STACEY	2:39.334	5	12	Edward RENDELL	2:39.007	4	3	Richard KERR	2:38.623
ROW 1	3	44	Edmund BEST	2:37.974	2	47	Jake ARCHER	2:37.885	1	69	Tom BOOTH-AMOS	2:35.696
											Pole	

Silverstone GP
Circuit Length = 3.6673 miles

These results are provisional until the conclusion of any judicial and technical matters.

Race Director :	Stewards :	Timekeeper :
-----------------	------------	--------------

Results can be found at www.britishsuperbike.com

Printed - 15:50 Saturday, 09 September 2017



MCRCB BULLETIN TK177

2017 MCE British Superbike Championship - Round 9

2017 HEL Performance British Motostar Std & ADAC NEC

RACE 5 - CLASSIFICATION



POS	NO	CL	PIC NAME	ENTRY	LAPS	TIME	GAP	DIFF	MPH	BEST	ON
1	9	A	1 Luca de VLEESCHAUWER	Honda NSF - Tuybens Honda Center	8	19:34.064			89.96	2:25.285	4
2	4	A	2 Leon ORGIS	Honda NSF - Kiefer Racing	8	19:34.240	0.176	0.176	89.94	2:24.741	5
3	1	A	3 Dirk GEIGER	Honda NSF - Kiefer Racing	8	19:34.278	0.214	0.038	89.94	2:25.086	5
4	19		1 Victor RODRIGUEZ	Honda NSF - GA Competition	8	19:34.347	0.283	0.069	89.93	2:25.161	4
5	30		2 Max COOK	Honda NSF - Wilson Racing	8	19:34.465	0.401	0.118	89.92	2:24.717	5
6	2		3 Thomas STRUDWICK	Honda NSF - Case Moto Rapido Moto3	8	19:34.634	0.570	0.169	89.91	2:25.629	6
7	49	A	4 Phillipp FREITAG	Honda NSF - F. Koch Rennsport	8	19:34.707	0.643	0.073	89.91	2:24.703	5
8	72		4 Cameron HORSMAN	Honda NSF - Nova / FAB Racing	8	19:54.619	20.555	19.912	88.41	2:28.234	8
9	52	A	5 Oliver KÖNIG	Honda NSF -	8	19:57.090	23.026	2.471	88.22	2:26.088	8
10	8	A	6 Marvin SIEBDRATH	Honda NSF - Team RAS Intact GP	8	19:57.105	23.041	0.015	88.22	2:26.627	8
11	54	A	7 Lukas FALCK	Honda NSF -	8	19:57.379	23.315	0.274	88.20	2:26.597	8
12	3	A	8 Toni ERHARD	Honda NSF - Kiefer Racing	8	19:57.542	23.478	0.163	88.19	2:26.302	8
13	33	A	9 Rick DUNNIK	Honda NSF - HD Racing	8	19:57.826	23.762	0.284	88.17	2:26.414	7
14	6	A	10 Jeffrey BUIS	Honda NSF - Ernst Dubbink Eveno Racing	8	19:57.874	23.810	0.048	88.17	2:27.173	8
15	55		5 Jack SCOTT	Honda NSF - J J Racing	8	19:58.821	24.757	0.947	88.10	2:27.380	8
16	66	A	11 Dion OTTEN	Honda NSF - Dion #66 Otten Racing	8	19:58.848	24.784	0.027	88.10	2:26.550	8
17	56		6 Charlie ATKINS	Honda NSF - Wilson Racing	8	19:59.881	25.817	1.033	88.02	2:27.002	8
18	37	A	12 Paul FRÖDE	Honda NSF - Team RAS Intact GP	8	20:01.505	27.441	1.624	87.90	2:27.969	6
19	95		7 Ross TURNER	Honda NSF - RedRat Racing	8	20:07.570	33.506	6.065	87.46	2:27.896	8
20	26		8 Scott OGDEN	Honda NSF - Cresswell Racing	8	20:12.402	38.338	4.832	87.11	2:28.576	8
21	45		9 Scott SWANN	Honda NSF - Swann Racing	8	20:12.563	38.499	0.161	87.10	2:27.932	8
22	13		10 Jacob CLARK	Honda NSF - Wilson Racing	8	20:12.833	38.769	0.270	87.08	2:28.857	6
23	24		11 Shane FABER	Honda NSF - SymCirrus Motorsport / Shane Faber I	8	20:18.266	44.202	5.433	86.69	2:30.019	8
24	89		12 T. Fox MORETON	Honda NSF - Banks Racing / Moto Engineering	8	20:18.722	44.658	0.456	86.66	2:30.035	8
25	81		13 Myles WASLEY	Honda NSF - Aqua Construction & Cannock Site Se	8	20:39.039	1:04.975	20.317	85.24	2:31.299	8
26	46	A	13 Tino HOLE	Honda NSF -	8	20:39.861	1:05.797	0.822	85.18	2:30.987	8
27	48		14 Ewan POTTER	Honda NSF -	8	20:43.785	1:09.721	3.924	84.91	2:31.446	8
28	11	A	14 Lotte UHRE	Honda NSF -	8	20:47.628	1:13.564	3.843	84.65	2:32.396	8
29	22	A	15 Marie MENDE	Honda NSF - ADAC Sachsen e.V.	8	20:58.648	1:24.584	11.020	83.91	2:34.740	7
30	65	A	16 Filip REHACEK	Honda NSF - Brno Circuit Junior Racing Team	8	21:18.879	1:44.815	20.231	82.58	2:37.912	7
31	50		15 Aditya BEHAL	Honda NSF - Microlise Cresswell Racing	8	21:18.970	1:44.906	0.091	82.58	2:37.720	5

FASTEST LAP

49	A	Phillipp FREITAG	Honda NSF - F. Koch Rennsport	5	2:24.703	91.23 mph	146.83 kph
30		Max COOK	Honda NSF - Wilson Racing	5	2:24.717	91.22 mph	146.81 kph

Silverstone GP

Circuit Length = 3.6673 miles

Start: 17:43 Flag 18:02 End: 18:05

Weather / Track : Sunny / Dry

These results are provisional until the conclusion of any judicial and technical matters.

Race Director :	Stewards :	Timekeeper :
-----------------	------------	--------------

Results can be found at www.britishsuperbike.com

Printed - 18:05 Saturday, 09 September 2017



MCRCB BULLETIN TK178

2017 MCE British Superbike Championship - Round 9

2017 HEL Performance British Motostar Std & ADAC NEC

RACE 5 - LAP CHART

LAP 1 @ 17:45:44.445		
NO	BEHIND	LAP TIME

19		2:29.961
2	0.075	2:30.036
1	0.082	2:30.043
4	0.160	2:30.121
9	0.361	2:30.322
30	0.741	2:30.702
49	2.938	2:32.899
72	3.423	2:33.384
6	5.342	2:35.303
37	5.456	2:35.417
54	6.280	2:36.241
55	6.388	2:36.349
3	6.705	2:36.666
8	7.661	2:37.622
52	8.338	2:38.299
56	8.539	2:38.500
45	8.837	2:38.798
89	9.346	2:39.307
66	9.578	2:39.539
24	9.694	2:39.655
95	9.780	2:39.741
13	9.844	2:39.805
33	10.158	2:40.119
26	10.460	2:40.421
48	12.206	2:42.167
81	12.950	2:42.911
46	15.369	2:45.330
22	16.547	2:46.508
50	16.983	2:46.944
11	17.311	2:47.272
65	18.066	2:48.027

LAP 2 @ 17:48:12.944		
NO	BEHIND	LAP TIME

2		2:28.424
1	0.049	2:28.466
9	0.179	2:28.317
19	0.251	2:28.750
4	0.522	2:28.861
30	0.587	2:28.345
49	1.835	2:27.396
72	3.427	2:28.503
6	7.150	2:30.307
3	8.028	2:29.822
54	8.173	2:30.392
37	8.464	2:31.507
55	8.665	2:30.776
8	8.848	2:29.686
56	10.053	2:30.013
33	12.736	2:31.077
89	13.051	2:32.204
66	13.279	2:32.200
52	13.343	2:33.504
45	13.513	2:33.175
95	13.535	2:32.254
26	13.987	2:32.026
24	14.646	2:33.451
13	14.647	2:33.302
81	21.390	2:36.939
48	22.482	2:38.775
46	23.159	2:36.289
11	26.451	2:37.639

LAP 3 @ 17:50:39.163		
NO	BEHIND	LAP TIME

2		2:26.219
19	0.559	2:26.527
9	0.593	2:26.633
4	1.332	2:27.029
30	1.399	2:27.031
49	1.488	2:25.872
1	1.588	2:27.758
72	6.024	2:28.816
54	10.779	2:28.825
6	11.031	2:30.100
8	11.228	2:28.599
3	11.451	2:29.642
55	11.605	2:29.159
37	12.515	2:30.270
56	12.699	2:28.865
33	16.455	2:29.938
66	17.171	2:30.111
52	17.422	2:30.298
89	18.849	2:32.017
26	18.937	2:31.169
45	19.079	2:31.785
13	19.218	2:30.790
95	19.456	2:32.140
24	19.787	2:31.360
81	30.943	2:35.772
46	31.839	2:34.899
48	32.019	2:35.756
11	35.832	2:35.600
22	37.484	2:36.895
65	41.861	2:38.502
50	42.022	2:38.977

LAP 4 @ 17:53:04.883		
NO	BEHIND	LAP TIME

19		2:25.161
2	0.052	2:25.772
9	0.158	2:25.285
49	1.692	2:25.924
30	1.966	2:26.287
4	2.063	2:26.451
1	2.876	2:27.008
72	9.988	2:29.684
54	15.065	2:30.006
55	15.593	2:29.708
6	15.625	2:30.314
3	15.707	2:29.976
8	15.944	2:30.436
37	16.305	2:29.510
56	16.379	2:29.400
33	19.852	2:29.117
52	20.320	2:28.618
66	20.693	2:29.242
45	24.333	2:30.974
95	24.392	2:30.656
26	24.696	2:31.479
13	24.918	2:31.420
89	25.275	2:32.146
24	25.742	2:31.675

LAP 5 @ 17:55:30.718		
NO	BEHIND	LAP TIME

81	39.946	2:34.723
46	41.079	2:34.960
48	41.303	2:35.004
11	45.041	2:34.929
22	48.009	2:36.245
65	54.529	2:38.388
50	55.293	2:38.991

LAP 5 @ 17:55:30.718		
NO	BEHIND	LAP TIME

19		2:25.835
9	0.176	2:25.853
2	0.270	2:26.053
49	0.560	2:24.703
30	0.848	2:24.717
4	0.969	2:24.741
1	2.127	2:25.086
72	13.252	2:29.099
54	18.777	2:29.547
55	18.860	2:29.102
6	19.362	2:29.572
8	19.472	2:29.363
3	19.642	2:29.770
37	20.158	2:29.688
56	20.224	2:29.680
52	21.110	2:26.625
33	21.179	2:27.162
66	21.842	2:26.984
95	26.853	2:28.296
45	28.614	2:30.116
26	28.759	2:29.898
13	29.776	2:30.693
89	29.970	2:30.530
24	30.203	2:30.296
81	46.952	2:32.841
48	48.419	2:32.951
46	48.901	2:33.657
11	53.349	2:34.143
22	57.215	2:35.041
65	1:07.004	2:38.310
50	1:07.178	2:37.720

LAP 6 @ 17:57:56.400		
NO	BEHIND	LAP TIME

19		2:25.682
9	0.108	2:25.614
2	0.217	2:25.629
49	0.366	2:25.488
30	0.491	2:25.325
4	0.601	2:25.314
1	1.768	2:25.323
72	16.068	2:28.498
54	20.467	2:27.372
55	20.781	2:27.603
8	20.849	2:27.059
6	21.177	2:27.497
3	21.290	2:27.330
52	21.749	2:26.321
37	22.445	2:27.969
33	22.744	2:27.247
56	22.919	2:28.377
66	23.073	2:26.913
95	29.642	2:28.471
45	32.776	2:29.844

LAP 7 @ 18:00:22.863		
NO	BEHIND	LAP TIME

26	32.817	2:29.740
13	32.951	2:28.857
24	35.258	2:30.737
89	36.496	2:32.208
81	54.107	2:32.837
48	55.080	2:32.343
46	55.536	2:32.317
11	1:00.570	2:32.903
22	1:06.720	2:35.187
50	1:20.104	2:38.608
65	1:20.456	2:39.134

LAP 7 @ 18:00:22.863		
NO	BEHIND	LAP TIME

19		2:26.463
30	0.115	2:26.087
2	0.188	2:26.434
9	0.250	2:26.605
4	0.334	2:26.196
49	0.630	2:26.727
1	0.700	2:25.395
72	18.006	2:28.401
8	22.099	2:27.713
6	22.322	2:27.608
54	22.403	2:28.399
52	22.623	2:27.337
33	22.695	2:26.414
3	22.861	2:28.034
55	23.062	2:28.744
66	23.919	2:27.309
37	24.439	2:28.457
56	24.500	2:28.044
95	31.295	2:28.116
26	35.447	2:29.093
13	35.589	2:29.101
45	36.252	2:29.939
24	39.868	2:31.073
89	40.308	2:30.275
81	59.361	2:31.717
46	1:00.495	2:31.422
48	1:03.960	2:35.343
11	1:06.853	2:32.746
22	1:14.997	2:34.740
65	1:31.905	2:37.912
50	1:31.975	2:38.334

LAP 8 @ 18:02:48.548		
NO	BEHIND	LAP TIME

9		2:25.435
4	0.176	2:25.527
1	0.214	2:25.199
19	0.283	2:25.968
30	0.401	2:25.971
2	0.570	2:26.067
49	0.643	2:25.698
72	20.555	2:28.234
52	23.026	2:26.088
8	23.041	2:26.627
54	23.315	2:26.597
3	23.478	2:26.302
33	23.762	2:26.752
6	23.810	2:27.173
55	24.757	2:27.380
66	24.784	2:26.550

Silverstone GP

Circuit Length = 3.6673 miles

Start: 17:43 Flag 18:02 End: 18:05

Weather / Track : Sunny / Dry

MCRCB BULLETIN TK179

2017 MCE British Superbike Championship - Round 9

2017 HEL Performance British Motostar Std & ADAC NEC

RACE 5 - POSITION CHART

No	Name	Lap Pos								
			1	2	3	4	5	6	7	8
2	STRUDWICK	1	19	2	2	19	19	19	19	9
4	ORGIS	2	2	1	19	2	9	9	30	4
1	GEIGER	3	1	9	9	9	2	2	2	1
8	SIEBDRATH	4	4	19	4	49	49	49	9	19
19	RODRIGUEZ	5	9	4	30	30	30	30	4	30
49	FREITAG	6	30	30	49	4	4	4	49	2
9	VLEESCHAUWER	7	49	49	1	1	1	1	1	49
52	KÖNIG	8	72	72	72	72	72	72	72	72
30	COOK	9	6	6	54	54	54	54	8	52
72	HORSMAN	10	37	3	6	55	55	55	6	8
6	BUIS	11	54	54	8	6	6	8	54	54
55	SCOTT	12	55	37	3	3	8	6	52	3
54	FALCK	13	3	55	55	8	3	3	33	33
37	FRÖDE	14	8	8	37	37	37	52	3	6
3	ERHARD	15	52	56	56	56	56	37	55	55
24	FABER	16	56	33	33	33	52	33	66	66
95	TURNER	17	45	89	66	52	33	56	37	56
56	ATKINS	18	89	66	52	66	66	66	56	37
26	OGDEN	19	66	52	89	45	95	95	95	95
45	SWANN	20	24	45	26	95	45	45	26	26
48	POTTER	21	95	95	45	26	26	26	13	45
33	DUNNIK	22	13	26	13	13	13	13	45	13
11	UHRE	23	33	24	95	89	89	24	24	24
13	CLARK	24	26	13	24	24	24	89	89	89
66	OTTEN	25	48	81	81	81	81	81	81	81
89	MORETON	26	81	48	46	46	48	48	46	46
46	HOLE	27	46	46	48	48	46	46	48	48
81	WASLEY	28	22	11	11	11	11	11	11	11
22	MENDE	29	50	22	22	22	22	22	22	22
65	REHACEK	30	11	50	65	65	65	50	65	65
50	BEHAL	31	65	65	50	50	50	65	50	50

Weather / Track : Sunny / Dry

Silverstone GP
Circuit Length = 3.6673 miles
Start: 17:43 Flag 18:02 End: 18:05

Results can be found at www.tsl-timing.com

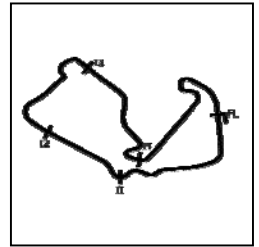
Printed - 18:06 Saturday, 09 September 2017

MCRCB BULLETIN TK180

2017 MCE British Superbike Championship - Round 9

2017 HEL Performance British Motostar Std & ADAC NEC

RACE 5 - SECTOR ANALYSIS



SECTOR 1 = FL to I1, SECTOR 2 = I1 to I2, SECTOR 3 = I2 to I3, SECTOR 4 = I3 to I4, SECTOR 5 = I4 to FL, DIFF = Difference To Personal Best Lap, P = Crossed Finish Line in Pit Lane, D = Time Disallowed

P1	9 A	Luca de VLEESCHAUWER	Honda NSF - Tuybens Honda Center							
IDEAL LAP TIME : 2:24.785		BEST LAP TIME : 2:25.285		DIFFERENCE : 0.500						

LAP	SECTOR 1	SECTOR 2	SECTOR 3	SECTOR 4	SECTOR 5	LAP TIME	MPH	DIFF	TIME OF DAY			
1 -		16.883	127.5	32.525	93.0	32.658	36.993	119.5	2:30.322	87.82	5.037	17:45:44.806
2 -	29.040	16.929	128.3	32.177	93.7	33.070	37.101	118.9	2:28.317	89.01	3.032	17:48:13.123
3 -	28.484	16.998	126.3	31.238	93.8	32.835	37.078	118.9	2:26.633	90.03	1.348	17:50:39.756
4 -	28.142	16.922	126.6	30.879	93.8	32.561	36.781	117.6	2:25.285 (1)	90.87		17:53:05.041
5 -	28.595	17.035	124.7	30.851	95.1	32.469	36.903	116.8	2:25.853	90.51	0.568	17:55:30.894
6 -	28.451	16.856	126.6	30.844	93.3	32.306	37.157	117.4	2:25.614 (3)	90.66	0.329	17:57:56.508
7 -	29.023	16.767	125.9	31.490	92.9	32.493	36.832	118.9	2:26.605	90.05	1.320	18:00:23.113
8 -	28.108	16.949	125.2	30.823	93.3	32.574	36.981	116.8	2:25.435 (2)	90.77	0.150	18:02:48.548

P2	4 A	Leon ORGIS	Honda NSF - Kiefer Racing							
IDEAL LAP TIME : 2:24.534		BEST LAP TIME : 2:24.741		DIFFERENCE : 0.207						

LAP	SECTOR 1	SECTOR 2	SECTOR 3	SECTOR 4	SECTOR 5	LAP TIME	MPH	DIFF	TIME OF DAY			
1 -		16.798	124.2	32.410	93.8	32.716	37.035	117.4	2:30.121	87.94	5.380	17:45:44.605
2 -	28.617	17.009	121.3	32.104	91.9	33.897	37.234	117.0	2:28.861	88.68	4.120	17:48:13.466
3 -	28.629	16.770	125.6	31.918	91.3	32.599	37.113	115.9	2:27.029	89.79	2.288	17:50:40.495
4 -	28.858	16.735	127.5	31.404	93.4	32.361	37.093	117.4	2:26.451	90.14	1.710	17:53:06.946
5 -	28.246	16.617	122.2	30.981	94.5	32.222	36.675	117.8	2:24.741 (1)	91.21		17:55:31.687
6 -	28.441	16.570	128.3	31.467	94.3	32.288	36.548	119.1	2:25.314 (2)	90.85	0.573	17:57:57.001
7 -	28.719	16.703	125.9	31.492	92.1	32.534	36.748	118.4	2:26.196	90.30	1.455	18:00:23.197
8 -	28.780	16.550	125.9	30.995	95.4	32.209	36.993	116.3	2:25.527 (3)	90.72	0.786	18:02:48.724

P3	1 A	Dirk GEIGER	Honda NSF - Kiefer Racing							
IDEAL LAP TIME : 2:24.463		BEST LAP TIME : 2:25.086		DIFFERENCE : 0.623						

LAP	SECTOR 1	SECTOR 2	SECTOR 3	SECTOR 4	SECTOR 5	LAP TIME	MPH	DIFF	TIME OF DAY			
1 -		16.916	122.9	32.328	90.6	32.644	37.177	115.3	2:30.043	87.99	4.957	17:45:44.527
2 -	29.041	16.970	123.1	32.039	94.3	33.132	37.284	115.7	2:28.466	88.92	3.380	17:48:12.993
3 -	28.785	17.074	123.3	32.142	92.0	32.972	36.785	118.7	2:27.758	89.35	2.672	17:50:40.751
4 -	28.737	16.792	128.0	31.791	85.1	32.842	36.846	117.2	2:27.008	89.80	1.922	17:53:07.759
5 -	28.218	16.943	125.4	31.101	93.0	32.181	36.643	117.6	2:25.086 (1)	90.99		17:55:32.845
6 -	28.400	16.879	125.6	31.026	92.9	32.393	36.625	117.2	2:25.323 (3)	90.84	0.237	17:57:58.168
7 -	28.103	16.699	127.3	31.235	93.9	32.551	36.807	119.5	2:25.395	90.80	0.309	18:00:23.563
8 -	28.509	16.528	128.5	31.251	94.2	32.203	36.708	117.6	2:25.199 (2)	90.92	0.113	18:02:48.762

P4	19	Victor RODRIGUEZ	Honda NSF - GA Competition							
IDEAL LAP TIME : 2:24.610		BEST LAP TIME : 2:25.161		DIFFERENCE : 0.551						

LAP	SECTOR 1	SECTOR 2	SECTOR 3	SECTOR 4	SECTOR 5	LAP TIME	MPH	DIFF	TIME OF DAY			
1 -		17.217	121.7	31.790	91.4	32.690	37.576	114.9	2:29.961	88.03	4.800	17:45:44.445
2 -	28.941	17.038	125.2	31.813	91.6	34.136	36.822	118.4	2:28.750	88.75	3.589	17:48:13.195
3 -	29.066	16.793	125.2	31.488	91.0	32.452	36.728	116.1	2:26.527	90.10	1.366	17:50:39.722
4 -	28.364	16.806	124.9	31.049	94.1	32.185	36.757	114.1	2:25.161 (1)	90.95		17:53:04.883
5 -	28.317	17.173	122.9	30.800	92.9	32.351	37.194	114.1	2:25.835 (3)	90.52	0.674	17:55:30.718
6 -	28.392	17.109	122.4	31.279	93.4	32.238	36.664	114.3	2:25.682 (2)	90.62	0.521	17:57:56.400
7 -	28.647	17.035	122.9	31.377	91.9	32.424	36.980	114.1	2:26.463	90.14	1.302	18:00:22.863
8 -	28.551	16.987	122.9	30.871	93.2	32.036	37.523	119.1	2:25.968	90.44	0.807	18:02:48.831

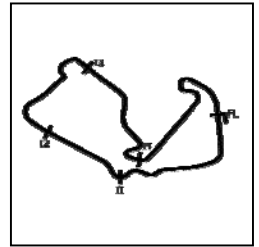
P5	30	Max COOK	Honda NSF - Wilson Racing							
IDEAL LAP TIME : 2:24.285		BEST LAP TIME : 2:24.717		DIFFERENCE : 0.432						

LAP	SECTOR 1	SECTOR 2	SECTOR 3	SECTOR 4	SECTOR 5	LAP TIME	MPH	DIFF	TIME OF DAY			
1 -		16.853	128.3	32.638	93.8	32.713	37.053	118.9	2:30.702	87.60	5.985	17:45:45.186
2 -	28.977	16.698	127.8	32.361	91.9	33.273	37.036	119.7	2:28.345	88.99	3.628	17:48:13.531
3 -	28.404	16.865	125.9	31.886	90.9	32.798	37.078	118.4	2:27.031	89.79	2.314	17:50:40.562
4 -	28.403	16.757	125.4	31.373	92.8	32.622	37.132	117.2	2:26.287	90.24	1.570	17:53:06.849
5 -	28.138	16.781	125.2	30.882	94.7	32.198	36.718	119.1	2:24.717 (1)	91.22		17:55:31.566
6 -	28.353	16.540	127.5	31.618	94.3	32.169	36.645	120.0	2:25.325 (2)	90.84	0.608	17:57:56.891
7 -	28.447	16.832	125.9	31.358	93.0	32.241	37.209	115.5	2:26.087	90.37	1.370	18:00:22.978
8 -	28.589	16.864	121.5	31.025	92.3	32.080	37.413	120.6	2:25.971 (3)	90.44	1.254	18:02:48.949

Silverstone GP
 Circuit Length = 3.6673 miles
 Start: 17:43 Flag 18:02 End: 18:05

Weather / Track : Sunny / Dry

RACE 5 - SECTOR ANALYSIS



SECTOR 1 = FL to I1, SECTOR 2 = I1 to I2, SECTOR 3 = I2 to I3, SECTOR 4 = I3 to I4, SECTOR 5 = I4 to FL, DIFF = Difference To Personal Best Lap, P = Crossed Finish Line in Pit Lane, D = Time Disallowed

P6 2		Thomas STRUDWICK					Honda NSF - Case Moto Rapido Moto3					
IDEAL LAP TIME : 2:24.844		BEST LAP TIME : 2:25.629					DIFFERENCE : 0.785					
LAP	SECTOR 1	SECTOR 2		SECTOR 3		SECTOR 4		SECTOR 5	LAP TIME	MPH	DIFF	TIME OF DAY
1 -		16.996	123.3	31.490	90.5	33.168		37.538 114.7	2:30.036	87.99	4.407	17:45:44.520
2 -	29.261	16.692	123.5	31.936	92.8	32.993		37.542 115.3	2:28.424	88.95	2.795	17:48:12.944
3 -	28.434	16.968	122.4	30.991	92.4	32.666		37.160 114.7	2:26.219	90.29	0.590	17:50:39.163
4 -	28.470	17.029	123.1	30.676	93.2	32.454		37.143 117.0	2:25.772 (2)	90.56	0.143	17:53:04.935
5 -	28.541	16.892	123.3	30.957	93.7	32.800		36.863 118.0	2:26.053 (3)	90.39	0.424	17:55:30.988
6 -	28.559	16.761	124.5	30.929	93.5	32.281		37.099 117.8	2:25.629 (1)	90.65		17:57:56.617
7 -	28.619	16.859	123.5	31.508	93.2	32.441		37.007 114.7	2:26.434	90.15	0.805	18:00:23.051
8 -	28.762	16.653	127.5	30.613	94.6	32.841		37.198 118.4	2:26.067	90.38	0.438	18:02:49.118

P7 49 A		Phillipp FREITAG					Honda NSF - F. Koch Rennsport					
IDEAL LAP TIME : 2:24.170		BEST LAP TIME : 2:24.703					DIFFERENCE : 0.533					
LAP	SECTOR 1	SECTOR 2		SECTOR 3		SECTOR 4		SECTOR 5	LAP TIME	MPH	DIFF	TIME OF DAY
1 -		16.975	125.2	33.355	88.5	33.250		37.410 117.2	2:32.899	86.34	8.196	17:45:47.383
2 -	28.465	17.029	123.8	32.106	89.9	32.625		37.171 117.4	2:27.396	89.57	2.693	17:48:14.779
3 -	28.228	16.790	126.6	31.631	91.4	32.413		36.810 118.2	2:25.872	90.50	1.169	17:50:40.651
4 -	28.571	16.789	126.8	31.370	93.4	32.235		36.959 116.3	2:25.924	90.47	1.221	17:53:06.575
5 -	28.128	16.923	124.0	30.835	92.6	32.186		36.631 117.6	2:24.703 (1)	91.23		17:55:31.278
6 -	28.465	16.618	126.3	31.535	92.0	32.165		36.705 118.7	2:25.488 (2)	90.74	0.785	17:57:56.766
7 -	29.135	16.772	127.3	31.414	93.9	32.592		36.814 119.1	2:26.727	89.97	2.024	18:00:23.493
8 -	28.746	16.411	130.3	31.028	93.3	32.562		36.951 118.0	2:25.698 (3)	90.61	0.995	18:02:49.191

P8 72		Cameron HORSMAN					Honda NSF - Nova / FAB Racing					
IDEAL LAP TIME : 2:27.670		BEST LAP TIME : 2:28.234					DIFFERENCE : 0.564					
LAP	SECTOR 1	SECTOR 2		SECTOR 3		SECTOR 4		SECTOR 5	LAP TIME	MPH	DIFF	TIME OF DAY
1 -		17.243	125.9	32.763	92.4	33.315		37.747 116.3	2:33.384	86.07	5.150	17:45:47.868
2 -	28.553	17.110	122.9	32.107	93.5	32.981		37.752 115.3	2:28.503	88.90	0.269	17:48:16.371
3 -	28.696	17.223	121.5	31.957	92.8	32.939		38.001 114.3	2:28.816	88.71	0.582	17:50:45.187
4 -	28.966	17.236	121.5	32.255	93.0	33.076		38.151 114.1	2:29.684	88.20	1.450	17:53:14.871
5 -	28.995	17.192	121.5	31.829	91.9	32.963		38.120 114.5	2:29.099	88.54	0.865	17:55:43.970
6 -	28.721	17.105	121.5	31.668	91.3	33.091		37.913 114.3	2:28.498 (3)	88.90	0.264	17:58:12.468
7 -	28.847	17.119	122.2	31.775	93.5	32.684		37.976 114.1	2:28.401 (2)	88.96	0.167	18:00:40.869
8 -	29.018	17.069	121.7	31.762	92.5	32.633		37.752 114.7	2:28.234 (1)	89.06		18:03:09.103

P9 52 A		Oliver KÖNIG					Honda NSF -					
IDEAL LAP TIME : 2:25.777		BEST LAP TIME : 2:26.088					DIFFERENCE : 0.311					
LAP	SECTOR 1	SECTOR 2		SECTOR 3		SECTOR 4		SECTOR 5	LAP TIME	MPH	DIFF	TIME OF DAY
1 -		17.224	122.4	35.811	85.4	34.533		38.480 115.7	2:38.299	83.40	12.211	17:45:52.783
2 -	29.397	17.372	121.5	34.167	89.8	33.925		38.643 117.0	2:33.504	86.00	7.416	17:48:26.287
3 -	29.262	17.261	123.5	32.739	92.1	33.306		37.730 115.9	2:30.298	87.84	4.210	17:50:56.585
4 -	28.657	16.971	122.9	32.270	90.5	33.202		37.518 114.9	2:28.618	88.83	2.530	17:53:25.203
5 -	28.574	16.859	124.0	31.809	92.9	32.411		36.972 116.3	2:26.625 (3)	90.04	0.537	17:55:51.828
6 -	28.357	16.886	125.9	31.806	93.3	32.313		36.959 116.8	2:26.321 (2)	90.22	0.233	17:58:18.149
7 -	28.384	16.677	125.2	31.701	93.5	33.036		37.539 117.2	2:27.337	89.60	1.249	18:00:45.486
8 -	28.317	16.786	123.8	31.511	93.4	32.318		37.156 113.9	2:26.088 (1)	90.37		18:03:11.574

P10 8 A		Marvin SIEBDRATH					Honda NSF - Team RAS Intact GP					
IDEAL LAP TIME : 2:25.795		BEST LAP TIME : 2:26.627					DIFFERENCE : 0.832					
LAP	SECTOR 1	SECTOR 2		SECTOR 3		SECTOR 4		SECTOR 5	LAP TIME	MPH	DIFF	TIME OF DAY
1 -		17.168	127.0	35.407	84.9	34.341		37.811 117.4	2:37.622	83.75	10.995	17:45:52.106
2 -	28.534	16.732	127.3	33.037	90.8	33.184		38.199 117.8	2:29.686	88.20	3.059	17:48:21.792
3 -	28.321	16.845	124.2	32.970	91.6	33.121		37.342 118.0	2:28.599	88.84	1.972	17:50:50.391
4 -	28.589	17.079	123.5	32.921	89.2	33.883		37.964 118.7	2:30.436	87.76	3.809	17:53:20.827
5 -	28.833	16.853	127.0	31.826	91.4	33.992		37.859 118.4	2:29.363	88.39	2.736	17:55:50.190
6 -	28.458	17.060	124.0	31.933	92.9	32.810		36.798 118.9	2:27.059 (2)	89.77	0.432	17:58:17.249
7 -	28.257	17.128	123.1	31.469	91.6	33.316		37.543 115.7	2:27.713 (3)	89.37	1.086	18:00:44.962

Weather / Track : Sunny / Dry

Silverstone GP

Circuit Length = 3.6673 miles

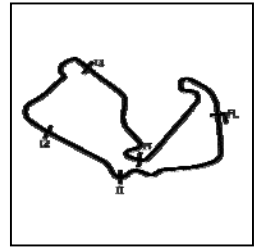
Start: 17:43 Flag 18:02 End: 18:05

MCRCB BULLETIN TK180

2017 MCE British Superbike Championship - Round 9

2017 HEL Performance British Motostar Std & ADAC NEC

RACE 5 - SECTOR ANALYSIS



SECTOR 1 = FL to I1, SECTOR 2 = I1 to I2, SECTOR 3 = I2 to I3, SECTOR 4 = I3 to I4, SECTOR 5 = I4 to FL, DIFF = Difference To Personal Best Lap, P = Crossed Finish Line in Pit Lane, D = Time Disallowed

8- 28.534 17.035 124.5 31.721 *95.0* *32.578* *36.759* 115.1 *2:26.627* (1) *90.04* *18:03:11.589*

P11 54 A		Lukas FALCK				Honda NSF -						
IDEAL LAP TIME : 2:26.307		BEST LAP TIME : 2:26.597				DIFFERENCE : 0.290						
LAP	SECTOR 1	SECTOR 2	SECTOR 3	SECTOR 4	SECTOR 5	LAP TIME	MPH	DIFF	TIME OF DAY			
1-		17.612	124.5	34.173	84.2	34.070	38.021	113.9	2:36.241	84.49	9.644	17:45:50.725
2-	29.237	17.324	123.1	32.261	88.7	33.593	37.977	116.1	2:30.392	87.78	3.795	17:48:21.117
3-	28.803	16.961	125.4	32.156	90.6	33.069	37.836	114.1	2:28.825	88.71	2.228	17:50:49.942
4-	29.325	17.158	124.0	32.673	90.9	33.191	37.659	114.1	2:30.006	88.01	3.409	17:53:19.948
5-	28.965	17.459	124.2	31.836	87.4	33.274	38.013	114.7	2:29.547	88.28	2.950	17:55:49.495
6-	<i>28.777</i>	17.143	124.9	31.670	91.1	32.593	37.189	114.3	2:27.372 (2)	89.58	0.775	17:58:16.867
7-	28.854	16.886	124.9	<i>31.407</i>	89.7	33.765	37.487	<i>117.8</i>	2:28.399 (3)	88.96	1.802	18:00:45.266
8-	28.987	<i>16.849</i>	<i>127.8</i>	31.487	<i>93.3</i>	<i>32.453</i>	<i>36.821</i>	117.2	<i>2:26.597</i> (1)	<i>90.05</i>		<i>18:03:11.863</i>

P12 3 A		Toni ERHARD				Honda NSF - Kiefer Racing						
IDEAL LAP TIME : 2:25.825		BEST LAP TIME : 2:26.302				DIFFERENCE : 0.477						
LAP	SECTOR 1	SECTOR 2	SECTOR 3	SECTOR 4	SECTOR 5	LAP TIME	MPH	DIFF	TIME OF DAY			
1-		17.445	124.9	35.537	88.1	33.500	37.660	117.0	2:36.666	84.27	10.364	17:45:51.150
2-	28.999	17.155	122.0	32.797	89.9	33.308	37.563	114.7	2:29.822	88.12	3.520	17:48:20.972
3-	28.835	17.078	124.2	32.886	90.5	32.981	37.862	117.2	2:29.642	88.22	3.340	17:50:50.614
4-	29.104	17.205	123.3	32.785	90.8	33.261	37.621	115.7	2:29.976	88.03	3.674	17:53:20.590
5-	29.221	16.879	123.3	32.194	92.4	33.183	38.293	115.9	2:29.770	88.15	3.468	17:55:50.360
6-	28.853	16.908	127.3	31.664	93.4	32.775	37.130	<i>117.6</i>	2:27.330 (2)	89.61	1.028	17:58:17.690
7-	<i>28.693</i>	16.704	<i>128.8</i>	<i>31.312</i>	<i>94.6</i>	33.859	37.466	117.4	2:28.034 (3)	89.18	1.732	18:00:45.724
8-	28.843	<i>16.696</i>	124.9	31.639	94.1	<i>32.479</i>	<i>36.645</i>	117.2	<i>2:26.302</i> (1)	<i>90.24</i>		<i>18:03:12.026</i>

P13 33 A		Rick DUNNIK				Honda NSF - HD Racing						
IDEAL LAP TIME : 2:25.280		BEST LAP TIME : 2:26.414				DIFFERENCE : 1.134						
LAP	SECTOR 1	SECTOR 2	SECTOR 3	SECTOR 4	SECTOR 5	LAP TIME	MPH	DIFF	TIME OF DAY			
1-		17.494	122.0	34.913	84.5	34.385	38.278	116.1	2:40.119	82.45	13.705	17:45:54.603
2-	29.369	17.203	123.8	32.908	90.4	33.417	38.180	116.1	2:31.077	87.38	4.663	17:48:25.680
3-	29.163	17.328	123.1	32.233	88.1	33.242	37.972	115.9	2:29.938	88.05	3.524	17:50:55.618
4-	29.120	17.310	122.6	32.153	86.1	32.984	37.550	114.9	2:29.117	88.53	2.703	17:53:24.735
5-	28.736	17.086	124.9	31.364	90.8	32.604	37.372	<i>118.2</i>	2:27.162 (3)	89.71	0.748	17:55:51.897
6-	29.527	17.001	<i>126.6</i>	31.048	92.5	32.608	<i>37.063</i>	115.1	2:27.247	89.66	0.833	17:58:19.144
7-	<i>28.494</i>	16.965	125.6	<i>30.492</i>	<i>93.8</i>	33.026	37.437	115.7	<i>2:26.414</i> (1)	<i>90.17</i>		<i>18:00:45.558</i>
8-	28.859	<i>16.761</i>	124.7	31.295	93.3	<i>32.470</i>	37.367	116.3	2:26.752 (2)	89.96	0.338	18:03:12.310

P14 6 A		Jeffrey BUIS				Honda NSF - Ernst Dubbink Eveno Racing						
IDEAL LAP TIME : 2:26.159		BEST LAP TIME : 2:27.173				DIFFERENCE : 1.014						
LAP	SECTOR 1	SECTOR 2	SECTOR 3	SECTOR 4	SECTOR 5	LAP TIME	MPH	DIFF	TIME OF DAY			
1-		17.536	124.9	34.125	89.0	33.243	37.841	116.6	2:35.303	85.01	8.130	17:45:49.787
2-	28.928	17.045	125.4	32.948	89.8	33.193	38.193	117.4	2:30.307	87.83	3.134	17:48:20.094
3-	29.197	17.234	125.4	31.984	88.3	33.424	38.261	117.8	2:30.100	87.95	2.927	17:50:50.194
4-	29.438	17.080	128.0	32.328	90.6	33.498	37.970	117.0	2:30.314	87.83	3.141	17:53:20.508
5-	28.703	17.094	126.3	31.823	87.8	33.232	38.720	118.4	2:29.572	88.26	2.399	17:55:50.080
6-	28.972	16.936	128.0	<i>31.296</i>	92.9	33.028	37.265	<i>119.3</i>	2:27.497 (2)	89.50	0.324	17:58:17.577
7-	<i>28.632</i>	<i>16.686</i>	<i>129.8</i>	31.402	<i>93.7</i>	33.304	37.584	118.4	2:27.608 (3)	89.44	0.435	18:00:45.185
8-	29.009	16.811	128.5	31.808	93.2	<i>32.439</i>	<i>37.106</i>	117.4	<i>2:27.173</i> (1)	<i>89.70</i>		<i>18:03:12.358</i>

P15 55		Jack SCOTT				Honda NSF - J J Racing						
IDEAL LAP TIME : 2:26.692		BEST LAP TIME : 2:27.380				DIFFERENCE : 0.688						
LAP	SECTOR 1	SECTOR 2	SECTOR 3	SECTOR 4	SECTOR 5	LAP TIME	MPH	DIFF	TIME OF DAY			
1-		17.074	123.5	34.819	85.5	33.202	38.095	114.9	2:36.349	84.44	8.969	17:45:50.833
2-	29.530	17.031	123.1	33.260	90.9	33.106	37.849	115.7	2:30.776	87.56	3.396	17:48:21.609
3-	28.680	16.958	<i>124.0</i>	33.081	89.3	32.834	37.606	<i>117.2</i>	2:29.159	88.51	1.779	17:50:50.768
4-	29.145	16.988	122.6	32.680	90.1	33.163	37.732	113.9	2:29.708	88.18	2.328	17:53:20.476
5-	29.021	17.161	123.1	31.926	91.5	33.168	37.826	116.3	2:29.102	88.54	1.722	17:55:49.578
6-	<i>28.347</i>	17.255	120.4	31.704	89.7	<i>32.559</i>	37.738	114.3	2:27.603 (2)	89.44	0.223	17:58:17.181

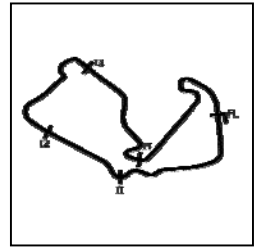
Weather / Track : Sunny / Dry

Silverstone GP

Circuit Length = 3.6673 miles

Start: 17:43 Flag 18:02 End: 18:05

RACE 5 - SECTOR ANALYSIS



SECTOR 1 = FL to I1, SECTOR 2 = I1 to I2, SECTOR 3 = I2 to I3, SECTOR 4 = I3 to I4, SECTOR 5 = I4 to FL, DIFF = Difference To Personal Best Lap, P = Crossed Finish Line in Pit Lane, D = Time Disallowed

7 -	28.734	16.938	124.0	31.851	92.8	33.484	37.737	117.0	2:28.744 (3)	88.75	1.364	18:00:45.925
8 -	28.835	16.752	123.8	31.522	92.9	32.759	37.512	113.7	2:27.380 (1)	89.58		18:03:13.305

P16 66 A		Dion OTTEN		Honda NSF - Dion #66 Otten Racing								
IDEAL LAP TIME : 2:26.368		BEST LAP TIME : 2:26.550		DIFFERENCE : 0.182								
LAP	SECTOR 1	SECTOR 2	SECTOR 3	SECTOR 4	SECTOR 5	LAP TIME	MPH	DIFF	TIME OF DAY			
1 -		17.205	127.5	35.167	87.8	34.137	38.178	117.6	2:39.539	82.75	12.989	17:45:54.023
2 -	29.496	17.147	125.9	33.544	89.8	33.757	38.256	117.0	2:32.200	86.74	5.650	17:48:26.223
3 -	29.489	17.226	127.0	32.308	91.0	33.200	37.888	116.8	2:30.111	87.95	3.561	17:50:56.334
4 -	29.308	17.152	124.2	31.766	91.8	33.278	37.738	117.4	2:29.242	88.46	2.692	17:53:25.576
5 -	28.631	17.167	124.7	31.281	93.3	32.692	37.213	118.2	2:26.984 (3)	89.82	0.434	17:55:52.560
6 -	28.709	17.132	125.2	31.147	93.0	32.787	37.138	119.7	2:26.913 (2)	89.86	0.363	17:58:19.473
7 -	28.607	17.316	125.4	30.904	89.4	33.235	37.247	118.0	2:27.309	89.62	0.759	18:00:46.782
8 -	28.774	17.110	125.2	30.919	90.4	32.619	37.128	119.1	2:26.550 (1)	90.08		18:03:13.332

P17 56		Charlie ATKINS		Honda NSF - Wilson Racing								
IDEAL LAP TIME : 2:26.642		BEST LAP TIME : 2:27.002		DIFFERENCE : 0.360								
LAP	SECTOR 1	SECTOR 2	SECTOR 3	SECTOR 4	SECTOR 5	LAP TIME	MPH	DIFF	TIME OF DAY			
1 -		17.230	118.9	35.080	88.7	34.655	37.964	118.9	2:38.500	83.29	11.498	17:45:52.984
2 -	28.669	17.060	124.9	33.202	90.4	33.337	37.745	117.8	2:30.013	88.00	3.011	17:48:22.997
3 -	28.943	17.172	126.1	32.228	91.6	32.985	37.537	119.1	2:28.865	88.68	1.863	17:50:51.862
4 -	29.018	17.049	126.3	32.342	91.9	33.320	37.671	117.8	2:29.400	88.36	2.398	17:53:21.262
5 -	28.948	17.132	126.3	32.085	92.3	33.454	38.061	116.1	2:29.680	88.20	2.678	17:55:50.942
6 -	28.530	16.939	127.8	32.310	91.8	33.150	37.448	119.3	2:28.377 (3)	88.97	1.375	17:58:19.319
7 -	29.316	17.125	125.6	31.608	91.3	32.918	37.077	117.6	2:28.044 (2)	89.17	1.042	18:00:47.363
8 -	28.659	17.170	125.6	31.337	92.4	32.862	36.974	118.2	2:27.002 (1)	89.81		18:03:14.365

P18 37 A		Paul FRÖDE		Honda NSF - Team RAS Intact GP								
IDEAL LAP TIME : 2:27.818		BEST LAP TIME : 2:27.969		DIFFERENCE : 0.151								
LAP	SECTOR 1	SECTOR 2	SECTOR 3	SECTOR 4	SECTOR 5	LAP TIME	MPH	DIFF	TIME OF DAY			
1 -		17.453	122.6	33.565	88.6	33.369	38.411	111.4	2:35.417	84.94	7.448	17:45:49.901
2 -	29.064	17.401	120.2	32.972	85.8	33.949	38.121	114.3	2:31.507	87.14	3.538	17:48:21.408
3 -	29.086	17.596	120.2	32.516	87.0	33.062	38.010	112.8	2:30.270	87.85	2.301	17:50:51.678
4 -	28.892	17.501	121.7	32.336	89.9	32.868	37.913	114.9	2:29.510	88.30	1.541	17:53:21.188
5 -	29.087	17.276	123.1	32.047	90.6	32.982	38.296	113.3	2:29.688	88.19	1.719	17:55:50.876
6 -	28.705	17.249	123.1	31.527	91.1	32.617	37.871	112.6	2:27.969 (1)	89.22		17:58:18.845
7 -	28.636	17.308	121.5	31.445	89.1	33.187	37.881	113.5	2:28.457 (2)	88.93	0.488	18:00:47.302
8 -	28.646	17.356	120.6	31.663	85.2	33.063	37.959	111.8	2:28.687 (3)	88.79	0.718	18:03:15.989

P19 95		Ross TURNER		Honda NSF - RedRat Racing								
IDEAL LAP TIME : 2:27.219		BEST LAP TIME : 2:27.896		DIFFERENCE : 0.677								
LAP	SECTOR 1	SECTOR 2	SECTOR 3	SECTOR 4	SECTOR 5	LAP TIME	MPH	DIFF	TIME OF DAY			
1 -		17.411	123.8	34.971	90.6	34.837	38.833	117.0	2:39.741	82.64	11.845	17:45:54.225
2 -	29.950	16.864	124.7	33.627	94.9	33.795	38.018	119.3	2:32.254	86.71	4.358	17:48:26.479
3 -	29.634	17.083	124.7	33.172	90.4	33.582	38.669	117.0	2:32.140	86.77	4.244	17:50:58.619
4 -	28.856	17.162	124.2	33.214	90.4	33.561	37.863	115.3	2:30.656	87.63	2.760	17:53:29.275
5 -	28.848	17.293	121.5	31.527	92.8	32.776	37.852	114.7	2:28.296 (3)	89.02	0.400	17:55:57.571
6 -	28.890	17.439	121.7	31.527	92.0	33.008	37.607	115.3	2:28.471	88.92	0.575	17:58:26.042
7 -	28.896	17.228	122.0	31.423	90.9	32.842	37.727	114.5	2:28.116 (2)	89.13	0.220	18:00:54.158
8 -	28.876	17.361	120.6	31.124	92.6	32.844	37.691	115.3	2:27.896 (1)	89.26		18:03:22.054

P20 26		Scott OGDEN		Honda NSF - Cresswell Racing								
IDEAL LAP TIME : 2:27.893		BEST LAP TIME : 2:28.576		DIFFERENCE : 0.683								
LAP	SECTOR 1	SECTOR 2	SECTOR 3	SECTOR 4	SECTOR 5	LAP TIME	MPH	DIFF	TIME OF DAY			
1 -		17.264	124.5	35.370	88.8	34.910	38.478	118.0	2:40.421	82.29	11.845	17:45:54.905
2 -	29.822	17.018	122.9	33.283	91.6	33.783	38.120	117.8	2:32.026	86.84	3.450	17:48:26.931
3 -	29.412	17.020	124.5	32.899	90.1	33.519	38.319	118.0	2:31.169	87.33	2.593	17:50:58.100
4 -	29.000	17.468	122.2	33.263	88.1	33.858	37.890	116.8	2:31.479	87.15	2.903	17:53:29.579
5 -	29.138	17.127	123.3	32.539	90.8	33.108	37.986	117.6	2:29.898	88.07	1.322	17:55:59.477

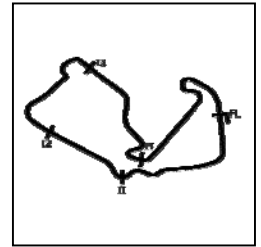
Silverstone GP

Circuit Length = 3.6673 miles

Start: 17:43 Flag 18:02 End: 18:05

Weather / Track : Sunny / Dry

RACE 5 - SECTOR ANALYSIS



SECTOR 1 = FL to I1, SECTOR 2 = I1 to I2, SECTOR 3 = I2 to I3, SECTOR 4 = I3 to I4, SECTOR 5 = I4 to FL, DIFF = Difference To Personal Best Lap, P = Crossed Finish Line in Pit Lane, D = Time Disallowed

6-	28.934	17.260	124.0	32.045	89.8	33.147	38.354	117.4	2:29.740 (3)	88.16	1.164	17:58:29.217
7-	28.979	17.326	122.2	31.815	88.5	32.975	37.998	114.9	2:29.093 (2)	88.55	0.517	18:00:58.310
8-	28.793	17.434	120.9	31.217	92.3	33.059	38.073	114.9	2:28.576 (1)	88.85		18:03:26.886

P21	45	Scott SWANN					Honda NSF - Swann Racing					
IDEAL LAP TIME : 2:27.766		BEST LAP TIME : 2:27.932			DIFFERENCE : 0.166							
LAP	SECTOR 1	SECTOR 2	SECTOR 3	SECTOR 4	SECTOR 5	LAP TIME	MPH	DIFF	TIME OF DAY			
1-		17.350	124.0	34.541	89.7	34.365	38.432	115.7	2:38.798	83.13	10.866	17:45:53.282
2-	29.527	17.449	120.6	33.523	90.1	34.508	38.168	117.0	2:33.175	86.19	5.243	17:48:26.457
3-	29.441	17.183	124.7	32.740	92.6	33.760	38.661	117.4	2:31.785	86.98	3.853	17:50:58.242
4-	29.077	17.292	122.6	33.061	88.3	33.559	37.985	113.7	2:30.974	87.44	3.042	17:53:29.216
5-	29.295	17.328	121.3	32.055	91.9	33.346	38.092	113.9	2:30.116	87.94	2.184	17:55:59.332
6-	28.933	17.401	119.8	32.106	91.6	33.252	38.152	112.6	2:29.844 (2)	88.10	1.912	17:58:29.176
7-	29.310	17.081	122.6	31.897	92.4	33.580	38.071	113.5	2:29.939 (3)	88.05	2.007	18:00:59.115
8-	28.774	17.247	119.4	31.457	94.3	32.754	37.700	114.5	2:27.932 (1)	89.24		18:03:27.047

P22	13	Jacob CLARK					Honda NSF - Wilson Racing					
IDEAL LAP TIME : 2:28.209		BEST LAP TIME : 2:28.857			DIFFERENCE : 0.648							
LAP	SECTOR 1	SECTOR 2	SECTOR 3	SECTOR 4	SECTOR 5	LAP TIME	MPH	DIFF	TIME OF DAY			
1-		17.450	118.3	35.241	89.2	34.743	38.388	118.0	2:39.805	82.61	10.948	17:45:54.289
2-	30.240	17.288	121.3	33.765	89.9	33.586	38.423	116.1	2:33.302	86.12	4.445	17:48:27.591
3-	29.154	17.211	122.4	32.860	91.1	33.378	38.187	118.7	2:30.790	87.55	1.933	17:50:58.381
4-	29.554	17.372	119.4	33.279	92.8	33.289	37.926	117.2	2:31.420	87.19	2.563	17:53:29.801
5-	29.131	17.291	122.2	32.888	92.5	33.273	38.110	115.9	2:30.693	87.61	1.836	17:56:00.494
6-	28.599	17.386	121.7	32.253	91.9	33.004	37.615	115.3	2:28.857 (1)	88.69		17:58:29.351
7-	29.382	17.167	123.8	31.827	94.1	33.088	37.637	116.6	2:29.101 (3)	88.54	0.244	18:00:58.452
8-	28.864	17.187	120.6	31.988	92.0	33.001	37.825	117.0	2:28.865 (2)	88.68	0.008	18:03:27.317

P23	24	Shane FABER					Honda NSF - SymCirrus Motorsport / Shane Faber Racing					
IDEAL LAP TIME : 2:29.306		BEST LAP TIME : 2:30.019			DIFFERENCE : 0.713							
LAP	SECTOR 1	SECTOR 2	SECTOR 3	SECTOR 4	SECTOR 5	LAP TIME	MPH	DIFF	TIME OF DAY			
1-		17.471	124.9	34.961	90.1	34.541	39.524	117.0	2:39.655	82.69	9.636	17:45:54.139
2-	29.674	17.157	124.0	33.615	92.9	34.100	38.905	114.7	2:33.451	86.03	3.432	17:48:27.590
3-	29.416	17.124	124.5	33.210	91.0	33.365	38.245	116.3	2:31.360	87.22	1.341	17:50:58.950
4-	29.193	17.366	124.7	32.977	91.1	33.969	38.170	115.9	2:31.675	87.04	1.656	17:53:30.625
5-	28.992	17.255	124.0	32.652	93.5	33.214	38.183	117.0	2:30.296 (2)	87.84	0.277	17:56:00.921
6-	29.286	17.540	121.7	32.387	91.8	33.114	38.410	114.1	2:30.737 (3)	87.58	0.718	17:58:31.658
7-	29.159	17.547	120.2	32.413	91.3	33.586	38.368	113.9	2:31.073	87.39	1.054	18:01:02.731
8-	28.935	17.455	120.2	31.963	92.4	33.254	38.412	113.9	2:30.019 (1)	88.00		18:03:32.750

P24	89	T. Fox MORETON					Honda NSF - Banks Racing / Moto Engineering					
IDEAL LAP TIME : 2:29.547		BEST LAP TIME : 2:30.035			DIFFERENCE : 0.488							
LAP	SECTOR 1	SECTOR 2	SECTOR 3	SECTOR 4	SECTOR 5	LAP TIME	MPH	DIFF	TIME OF DAY			
1-		17.159	124.5	34.478	90.9	34.453	38.625	116.8	2:39.307	82.87	9.272	17:45:53.791
2-	29.400	17.045	123.1	32.894	88.6	34.081	38.784	116.8	2:32.204	86.74	2.169	17:48:25.995
3-	29.275	17.231	124.7	32.672	91.0	34.148	38.691	115.1	2:32.017	86.84	1.982	17:50:58.012
4-	29.679	17.036	127.3	33.350	90.0	33.951	38.130	118.0	2:32.146	86.77	2.111	17:53:30.158
5-	29.126	17.058	126.1	32.552	92.9	33.286	38.508	117.8	2:30.530 (3)	87.70	0.495	17:56:00.688
6-	30.386	17.266	124.7	32.236	91.1	33.468	38.852	115.1	2:32.208	86.73	2.173	17:58:32.896
7-	29.071	17.214	123.8	32.439	91.1	33.275	38.276	116.6	2:30.275 (2)	87.85	0.240	18:01:03.171
8-	29.207	17.174	124.2	32.128	92.8	33.182	38.344	116.6	2:30.035 (1)	87.99		18:03:33.206

P25	81	Myles WASLEY					Honda NSF - Aqua Construction & Cannock Site Services					
IDEAL LAP TIME : 2:31.216		BEST LAP TIME : 2:31.299			DIFFERENCE : 0.083							
LAP	SECTOR 1	SECTOR 2	SECTOR 3	SECTOR 4	SECTOR 5	LAP TIME	MPH	DIFF	TIME OF DAY			
1-		17.557	120.2	35.148	84.9	35.012	39.647	114.7	2:42.911	81.04	11.612	17:45:57.395
2-	30.692	17.531	122.9	33.958	86.8	34.664	40.094	114.3	2:36.939	84.12	5.640	17:48:34.334
3-	30.178	17.615	122.0	33.500	82.3	34.682	39.797	114.5	2:35.772	84.75	4.473	17:51:10.106
4-	29.925	17.544	121.5	33.290	85.7	34.516	39.448	114.3	2:34.723	85.32	3.424	17:53:44.829

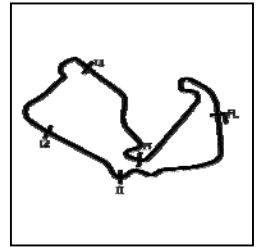
Weather / Track : Sunny / Dry

Silverstone GP

Circuit Length = 3.6673 miles

Start: 17:43 Flag 18:02 End: 18:05

RACE 5 - SECTOR ANALYSIS



SECTOR 1 = FL to I1, SECTOR 2 = I1 to I2, SECTOR 3 = I2 to I3, SECTOR 4 = I3 to I4, SECTOR 5 = I4 to FL, DIFF = Difference To Personal Best Lap, P = Crossed Finish Line in Pit Lane, D = Time Disallowed

5 -	29.590	17.519	121.5	32.678	87.9	34.002	39.052	114.5	2:32.841	86.37	1.542	17:56:17.670
6 -	29.374	17.489	120.9	32.757	87.8	33.952	39.265	113.7	2:32.837 (3)	86.38	1.538	17:58:50.507
7 -	29.266	17.308	121.5	32.436	89.2	33.761	38.946	114.3	2:31.717 (2)	87.01	0.418	18:01:22.224
8 -	29.349	17.303	121.1	32.362	86.8	33.484	38.801	114.7	2:31.299 (1)	87.26		18:03:53.523

P26	46 A	Tino HOLE					Honda NSF -					
IDEAL LAP TIME : 2:30.884		BEST LAP TIME : 2:30.987				DIFFERENCE : 0.103						
LAP	SECTOR 1	SECTOR 2	SECTOR 3	SECTOR 4	SECTOR 5	LAP TIME	MPH	DIFF	TIME OF DAY			
1 -		17.433	114.7	36.293	84.6	35.571	40.774	114.3	2:45.330	79.85	14.343	17:45:59.814
2 -	30.321	17.775	120.9	34.345	86.8	34.303	39.545	115.5	2:36.289	84.47	5.302	17:48:36.103
3 -	29.800	17.707	121.5	33.979	89.2	34.168	39.245	114.1	2:34.899	85.23	3.912	17:51:11.002
4 -	30.068	17.676	120.6	33.589	87.4	34.233	39.394	114.3	2:34.960	85.19	3.973	17:53:45.962
5 -	29.942	17.659	120.4	33.495	88.6	33.728	38.833	114.9	2:33.657	85.92	2.670	17:56:19.619
6 -	29.662	17.450	122.2	32.945	89.9	33.824	38.436	115.3	2:32.317 (3)	86.67	1.330	17:58:51.936
7 -	29.260	17.432	122.0	32.718	90.5	33.696	38.316	114.7	2:31.422 (2)	87.18	0.435	18:01:23.358
8 -	29.354	17.441	120.9	32.536	89.9	33.466	38.190	115.3	2:30.987 (1)	87.44		18:03:54.345

P27	48	Ewan POTTER					Honda NSF -					
IDEAL LAP TIME : 2:30.796		BEST LAP TIME : 2:31.446				DIFFERENCE : 0.650						
LAP	SECTOR 1	SECTOR 2	SECTOR 3	SECTOR 4	SECTOR 5	LAP TIME	MPH	DIFF	TIME OF DAY			
1 -		17.182	122.9	35.726	88.3	34.786	39.768	112.6	2:42.167	81.41	10.721	17:45:56.651
2 -	31.188	17.866	119.1	35.253	85.1	34.459	40.009	112.9	2:38.775	83.15	7.329	17:48:35.426
3 -	30.052	17.696	120.0	34.044	88.3	34.109	39.855	114.3	2:35.756	84.76	4.310	17:51:11.182
4 -	30.221	17.406	120.6	33.787	89.8	34.255	39.335	113.3	2:35.004	85.17	3.558	17:53:46.186
5 -	30.019	17.394	121.7	32.792	88.6	33.488	39.258	113.9	2:32.951 (3)	86.31	1.505	17:56:19.137
6 -	29.624	17.451	120.9	32.751	89.7	33.486	39.031	113.7	2:32.343 (2)	86.66	0.897	17:58:51.480
7 -	29.257	17.409	121.3	32.451	89.5	33.293	42.933	110.7	2:35.343	84.98	3.897	18:01:26.823
8 -	29.265	17.538	120.0	32.199	90.4	33.127	39.317	109.4	2:31.446 (1)	87.17		18:03:58.269

P28	11 A	Lotte UHRE					Honda NSF -					
IDEAL LAP TIME : 2:32.225		BEST LAP TIME : 2:32.396				DIFFERENCE : 0.171						
LAP	SECTOR 1	SECTOR 2	SECTOR 3	SECTOR 4	SECTOR 5	LAP TIME	MPH	DIFF	TIME OF DAY			
1 -		17.645	109.4	37.659	84.8	35.635	40.353	113.5	2:47.272	78.92	14.876	17:46:01.756
2 -	30.534	17.434	117.9	35.379	87.4	34.843	39.449	113.3	2:37.639	83.75	5.243	17:48:39.395
3 -	30.415	17.611	120.6	34.291	86.8	34.386	38.897	112.9	2:35.600	84.84	3.204	17:51:14.995
4 -	30.427	17.550	120.6	34.096	87.2	34.282	38.574	113.1	2:34.929	85.21	2.533	17:53:49.924
5 -	30.364	17.522	120.9	33.570	89.3	33.878	38.809	113.3	2:34.143	85.65	1.747	17:56:24.067
6 -	29.865	17.487	120.6	33.190	89.3	33.731	38.630	111.6	2:32.903 (3)	86.34	0.507	17:58:56.970
7 -	29.962	17.512	120.9	33.278	90.0	33.632	38.362	112.6	2:32.746 (2)	86.43	0.350	18:01:29.716
8 -	29.939	17.509	120.2	32.990	90.3	33.574	38.384	112.4	2:32.396 (1)	86.63		18:04:02.112

P29	22 A	Marie MENDE					Honda NSF - ADAC Sachsen e.V.					
IDEAL LAP TIME : 2:34.505		BEST LAP TIME : 2:34.740				DIFFERENCE : 0.235						
LAP	SECTOR 1	SECTOR 2	SECTOR 3	SECTOR 4	SECTOR 5	LAP TIME	MPH	DIFF	TIME OF DAY			
1 -		17.655	125.2	35.717	84.2	36.250	40.284	113.5	2:46.508	79.28	11.768	17:46:00.992
2 -	30.801	17.812	122.4	34.746	86.3	35.465	39.936	115.3	2:38.760	83.15	4.020	17:48:39.752
3 -	30.369	17.704	122.9	34.371	88.5	34.957	39.494	114.1	2:36.895	84.14	2.155	17:51:16.647
4 -	30.276	17.736	122.0	33.728	86.3	34.972	39.533	114.5	2:36.245	84.49	1.505	17:53:52.892
5 -	30.183	17.741	122.4	33.279	89.0	34.586	39.252	114.9	2:35.041 (2)	85.15	0.301	17:56:27.933
6 -	30.002	17.585	122.6	33.458	89.7	34.751	39.391	114.1	2:35.187 (3)	85.07	0.447	17:59:03.120
7 -	30.084	17.603	122.0	33.080	89.2	34.707	39.266	114.5	2:34.740 (1)	85.31		18:01:37.860
8 -	30.144	17.668	121.5	33.109	87.9	35.078	39.273	113.5	2:35.272	85.02	0.532	18:04:13.132

P30	65 A	Filip REHACEK					Honda NSF - Brno Circuit Junior Racing Team					
IDEAL LAP TIME : 2:36.581		BEST LAP TIME : 2:37.912				DIFFERENCE : 1.331						
LAP	SECTOR 1	SECTOR 2	SECTOR 3	SECTOR 4	SECTOR 5	LAP TIME	MPH	DIFF	TIME OF DAY			
1 -		18.364	120.0	35.331	83.7	36.204	40.956	113.1	2:48.027	78.57	10.115	17:46:02.511
2 -	31.334	19.375	115.5	33.465	86.0	35.256	40.581	113.7	2:40.011	82.50	2.099	17:48:42.522
3 -	31.076	17.998	118.9	33.749	88.1	35.223	40.456	110.7	2:38.502	83.29	0.590	17:51:21.024

Weather / Track : Sunny / Dry

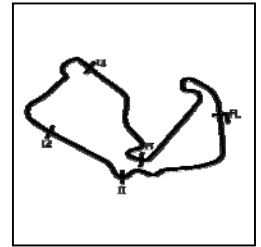
Silverstone GP
Circuit Length = 3.6673 miles
Start: 17:43 Flag 18:02 End: 18:05

MCRCB BULLETIN TK180

2017 MCE British Superbike Championship - Round 9

2017 HEL Performance British Motostar Std & ADAC NEC

RACE 5 - SECTOR ANALYSIS



SECTOR 1 = FL to I1, SECTOR 2 = I1 to I2, SECTOR 3 = I2 to I3, SECTOR 4 = I3 to I4, SECTOR 5 = I4 to FL, DIFF = Difference To Personal Best Lap, P = Crossed Finish Line in Pit Lane, D = Time Disallowed

4 -	31.609	18.041	120.4	33.751	88.0	34.906	40.081	111.2	2:38.388 (3)	83.35	0.476	17:53:59.412
5 -	30.932	18.465	118.1	33.090	87.7	35.292	40.531	110.5	2:38.310 (2)	83.39	0.398	17:56:37.722
6 -	31.086	18.437	119.8	33.644	86.3	35.792	40.175	112.4	2:39.134	82.96	1.222	17:59:16.856
7 -	30.820	18.173	120.2	33.673	89.2	35.092	40.154	111.0	2:37.912 (1)	83.60		18:01:54.768
8 -	31.481	18.206	120.9	33.658	87.8	35.483	39.767	110.5	2:38.595	83.24	0.683	18:04:33.363

P31 50 Aditya BEHAL Honda NSF - Microlise Cresswell Racing
 IDEAL LAP TIME : 2:36.438 BEST LAP TIME : 2:37.720 DIFFERENCE : 1.282

LAP	SECTOR 1	SECTOR 2	SECTOR 3	SECTOR 4	SECTOR 5	LAP TIME	MPH	DIFF	TIME OF DAY			
1 -		17.651	112.2	36.373	86.4	35.674	40.926	114.5	2:46.944	79.08	9.224	17:46:01.428
2 -	31.171	17.847	120.0	35.334	85.2	35.545	40.883	112.6	2:40.780	82.11	3.060	17:48:42.208
3 -	30.897	17.873	120.9	34.671	87.8	35.087	40.449	112.6	2:38.977	83.04	1.257	17:51:21.185
4 -	31.099	18.088	120.2	34.232	89.5	35.629	39.943	101.6	2:38.991	83.03	1.271	17:54:00.176
5 -	31.205	17.759	121.3	33.100	90.0	35.326	40.330	111.8	2:37.720 (1)	83.70		17:56:37.896
6 -	31.186	17.952	121.3	33.937	89.9	35.274	40.259	112.6	2:38.608 (3)	83.23	0.888	17:59:16.504
7 -	30.748	18.072	121.1	34.393	91.0	35.119	40.002	112.6	2:38.334 (2)	83.38	0.614	18:01:54.838
8 -	31.152	18.173	120.2	34.102	90.1	34.996	40.193	109.0	2:38.616	83.23	0.896	18:04:33.454

MCRCB BULLETIN TK181**2017 MCE British Superbike Championship - Round 9****2017 HEL Performance British Motostar Std & ADAC NEC****RACE 5 - BEST SPEEDS**

POS	INTERMEDIATE 1		INTERMEDIATE 2		INTERMEDIATE 3		INTERMEDIATE 4		FINISH LINE			
	NO	NAME	MPH	NO	NAME	MPH	NO	NAME	MPH	NO	NAME	MPH
1			49	FREITAG	130.3	4	ORGIS	95.4		30	COOK	120.6
2			6	BUIS	129.8	9	VLEESCHAUWER	95.1		66	OTTEN	119.7
3			3	ERHARD	128.8	8	SIEBDRATH	95.0		9	VLEESCHAUWER	119.5
4			1	GEIGER	128.5	95	TURNER	94.9		1	GEIGER	119.5
5			9	VLEESCHAUWER	128.3	30	COOK	94.7		6	BUIS	119.3
6			4	ORGIS	128.3	2	STRUDWICK	94.6		56	ATKINS	119.3
7			30	COOK	128.3	3	ERHARD	94.6		95	TURNER	119.3
8			54	FALCK	127.8	1	GEIGER	94.3		4	ORGIS	119.1
9			56	ATKINS	127.8	45	SWANN	94.3		19	RODRIGUEZ	119.1
10			2	STRUDWICK	127.5	19	RODRIGUEZ	94.1		49	FREITAG	119.1
11			66	OTTEN	127.5	13	CLARK	94.1		8	SIEBDRATH	118.9
12			8	SIEBDRATH	127.3	49	FREITAG	93.9		13	CLARK	118.7
13			89	MORETON	127.3	33	DUNNIK	93.8		2	STRUDWICK	118.4
14			33	DUNNIK	126.6	6	BUIS	93.7		33	DUNNIK	118.2
15			72	HORSMAN	125.9	72	HORSMAN	93.5		26	OGDEN	118.0
16			52	KÖNIG	125.9	52	KÖNIG	93.5		89	MORETON	118.0
17			19	RODRIGUEZ	125.2	24	FABER	93.5		54	FALCK	117.8
18			22	MENDE	125.2	54	FALCK	93.3		3	ERHARD	117.6
19			24	FABER	124.9	66	OTTEN	93.3		45	SWANN	117.4
20			95	TURNER	124.7	55	SCOTT	92.9		52	KÖNIG	117.2
21			45	SWANN	124.7	89	MORETON	92.9		55	SCOTT	117.2
22			26	OGDEN	124.5	56	ATKINS	92.4		24	FABER	117.0
23			55	SCOTT	124.0	26	OGDEN	92.3		72	HORSMAN	116.3
24			13	CLARK	123.8	37	FRÖDE	91.1		46	HOLE	115.5
25			37	FRÖDE	123.1	50	BEHAL	91.0		22	MENDE	115.3
26			81	WASLEY	122.9	46	HOLE	90.5		37	FRÖDE	114.9
27			48	POTTER	122.9	48	POTTER	90.4		81	WASLEY	114.7
28			46	HOLE	122.2	11	UHRE	90.3		50	BEHAL	114.5
29			50	BEHAL	121.3	22	MENDE	89.7		48	POTTER	114.3
30			11	UHRE	120.9	81	WASLEY	89.2		65	REHACEK	113.7
31			65	REHACEK	120.9	65	REHACEK	89.2		11	UHRE	113.5

Weather / Track : Sunny / Dry

Results can be found at www.tsl-timing.com

Silverstone GP

Circuit Length = 3.6673 miles

Start: 17:43 Flag 18:02 End: 18:05

Printed - 18:09 Saturday, 09 September 2017

MCRCB BULLETIN TK182

2017 MCE British Superbike Championship - Round 9

2017 HEL Performance British Motostar Std & ADAC NEC

RACE 5 - BEST SECTORS

SECTOR 1		SECTOR 2		SECTOR 3		SECTOR 4		SECTOR 5		IDEAL / BEST COMPARISON											
POS	NO	TIME	NO	TIME	NO	TIME	NO	TIME	NO	TIME	POS	NO	NAME	IDEAL	BEST	DIFF					
1	1	GEI	28.103	49	FRE	16.411	33	DUN	30.492	19	ROD	32.036	4	ORG	36.548	1	49	FREITAG	2:24.170	2:24.703	0.533
2	9	VLE	28.108	1	GEI	16.528	2	STR	30.613	30	COO	32.080	1	GEI	36.625	2	30	COOK	2:24.285	2:24.717	0.432
3	49	FRE	28.128	30	COO	16.540	19	ROD	30.800	49	FRE	32.165	49	FRE	36.631	3	1	GEIGER	2:24.463	2:25.086	0.623
4	30	COO	28.138	4	ORG	16.550	9	VLE	30.823	1	GEI	32.181	30	COO	36.645	4	4	ORGIS	2:24.534	2:24.741	0.207
5	4	ORG	28.246	2	STR	16.653	49	FRE	30.835	4	ORG	32.209	3	ERH	36.645	5	19	RODRIGUEZ	2:24.610	2:25.161	0.551
6	8	SIE	28.257	52	KON	16.677	30	COO	30.882	2	STR	32.281	19	ROD	36.664	6	9	VLEESCHAUWER	2:24.785	2:25.285	0.500
7	19	ROD	28.317	6	BUI	16.686	66	OTT	30.904	9	VLE	32.306	8	SIE	36.759	7	2	STRUDWICK	2:24.844	2:25.629	0.785
8	52	KON	28.317	3	ERH	16.696	4	ORG	30.981	52	KON	32.313	9	VLE	36.781	8	33	DUNNIK	2:25.280	2:26.414	1.134
9	55	SCO	28.347	8	SIE	16.732	1	GEI	31.026	6	BUI	32.439	54	FAL	36.821	9	52	KÖNIG	2:25.777	2:26.088	0.311
10	2	STR	28.434	55	SCO	16.752	95	TUR	31.124	54	FAL	32.453	2	STR	36.863	10	8	SIEBDRATH	2:25.795	2:26.627	0.832
11	33	DUN	28.494	33	DUN	16.761	26	OGD	31.217	33	DUN	32.470	52	KON	36.959	11	3	ERHARD	2:25.825	2:26.302	0.477
12	56	ATK	28.530	9	VLE	16.767	6	BUI	31.296	3	ERH	32.479	56	ATK	36.974	12	6	BUIS	2:26.159	2:27.173	1.014
13	72	HOR	28.553	19	ROD	16.793	3	ERH	31.312	55	SCO	32.559	33	DUN	37.063	13	54	FALCK	2:26.307	2:26.597	0.290
14	13	CLA	28.599	54	FAL	16.849	56	ATK	31.337	8	SIE	32.578	6	BUI	37.106	14	66	OTTEN	2:26.368	2:26.550	0.182
15	66	OTT	28.607	95	TUR	16.864	54	FAL	31.407	37	FRÖ	32.617	66	OTT	37.128	15	56	ATKINS	2:26.642	2:27.002	0.360
16	6	BUI	28.632	56	ATK	16.939	37	FRÖ	31.445	66	OTT	32.619	55	SCO	37.512	16	55	SCOTT	2:26.692	2:27.380	0.688
17	37	FRÖ	28.636	26	OGD	17.018	45	SWA	31.457	72	HOR	32.633	95	TUR	37.607	17	95	TURNER	2:27.219	2:27.896	0.677
18	3	ERH	28.693	89	MOR	17.036	8	SIE	31.469	45	SWA	32.754	13	CLA	37.615	18	72	HORSMAN	2:27.670	2:28.234	0.564
19	45	SWA	28.774	72	HOR	17.069	52	KON	31.511	95	TUR	32.776	45	SWA	37.700	19	45	SWANN	2:27.766	2:27.932	0.166
20	54	FAL	28.777	45	SWA	17.081	55	SCO	31.522	56	ATK	32.862	72	HOR	37.747	20	37	FRÖDE	2:27.818	2:27.969	0.151
21	26	OGD	28.793	66	OTT	17.110	72	HOR	31.668	26	OGD	32.975	37	FRÖ	37.871	21	26	OGDEN	2:27.893	2:28.576	0.683
22	95	TUR	28.848	24	FAB	17.124	13	CLA	31.827	13	CLA	33.001	26	OGD	37.890	22	13	CLARK	2:28.209	2:28.857	0.648
23	24	FAB	28.935	13	CLA	17.167	24	FAB	31.963	24	FAB	33.114	89	MOR	38.130	23	24	FABER	2:29.306	2:30.019	0.713
24	89	MOR	29.071	48	POT	17.182	89	MOR	32.128	48	POT	33.127	24	FAB	38.170	24	89	MORETON	2:29.547	2:30.035	0.488
25	48	POT	29.257	37	FRÖ	17.249	48	POT	32.199	89	MOR	33.182	46	HOL	38.190	25	48	POTTER	2:30.796	2:31.446	0.650
26	46	HOL	29.260	81	WAS	17.303	81	WAS	32.362	46	HOL	33.466	11	UHR	38.362	26	46	HOLE	2:30.884	2:30.987	0.103
27	81	WAS	29.266	46	HOL	17.432	46	HOL	32.536	81	WAS	33.484	81	WAS	38.801	27	81	WASLEY	2:31.216	2:31.299	0.083
28	11	UHR	29.865	11	UHR	17.434	11	UHR	32.990	11	UHR	33.574	48	POT	39.031	28	11	UHRE	2:32.225	2:32.396	0.171
29	22	MEN	30.002	22	MEN	17.585	22	MEN	33.080	22	MEN	34.586	22	MEN	39.252	29	22	MENDE	2:34.505	2:34.740	0.235
30	50	BEH	30.748	50	BEH	17.651	65	REH	33.090	65	REH	34.906	65	REH	39.767	30	50	BEHAL	2:36.438	2:37.720	1.282
31	65	REH	30.820	65	REH	17.998	50	BEH	33.100	50	BEH	34.996	50	BEH	39.943	31	65	REHACEK	2:36.581	2:37.912	1.331

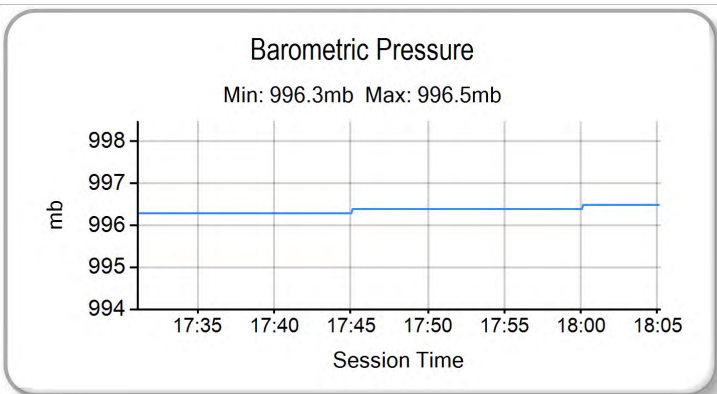
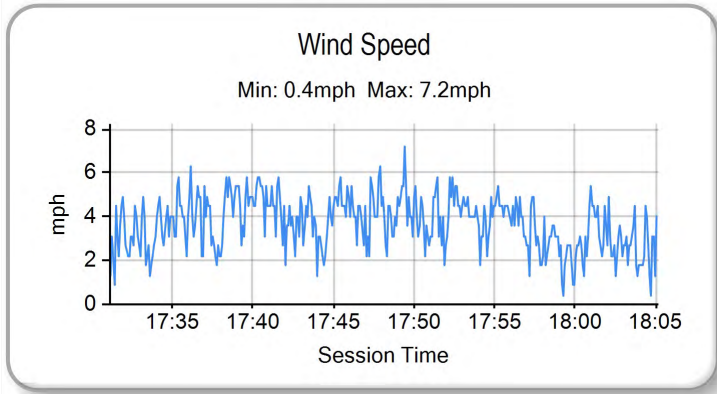
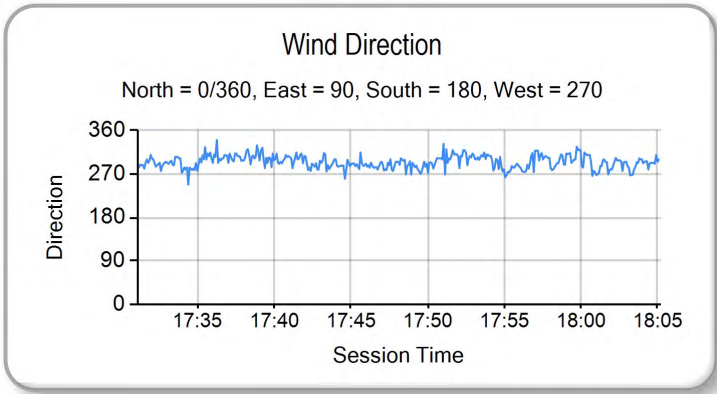
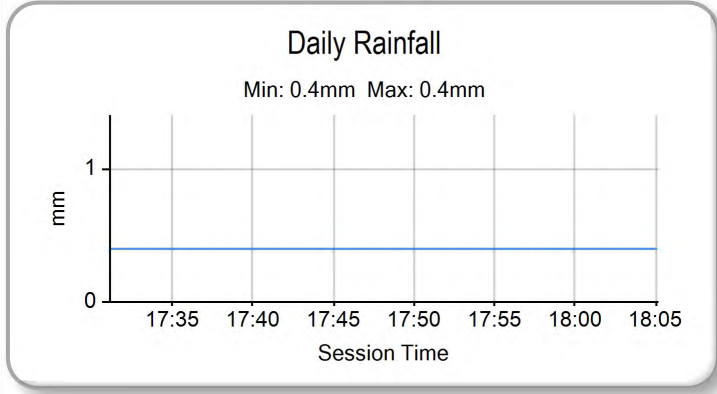
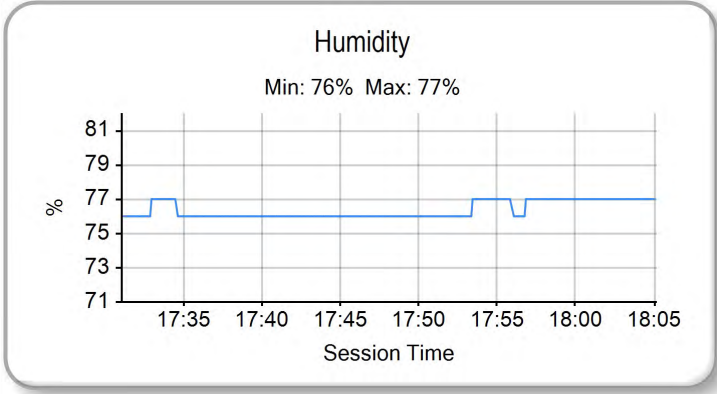
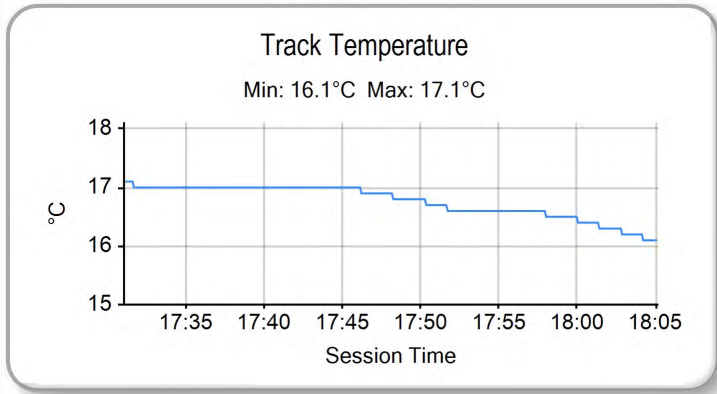
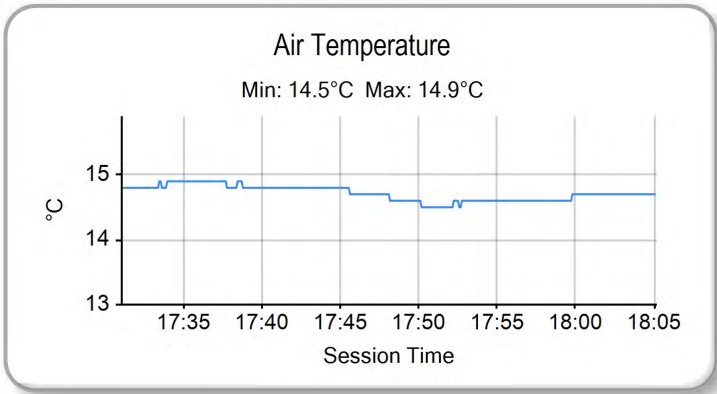
PERFECT LAP 2:23.590

MCRCB BULLETIN TK183

2017 MCE British Superbike Championship - Round 9

2017 HEL Performance British Motostar Std & ADAC NEC

RACE 5 - WEATHER CONDITIONS



Weather / Track : Sunny / Dry

Results can be found at www.tsl-timing.com

Silverstone GP
Circuit Length = 3.6673 miles
Start: 17:43 Flag 18:02 End: 18:05

Printed - 18:11 Saturday, 09 September 2017



ROW 11				31	65	Filip REHACEK	2:37.912			
ROW 10	30	50	Aditya BEHAL	29	22	Marie MENDE	2:32.396			
ROW 9		27	48	Ewan POTTER	26	81	Myles WASLEY			
ROW 8	24	89	T. Fox MORETON	23	24	Shane FABER	22	13	Jacob CLARK	
ROW 7		21	26	Scott OGDEN	20	72	Cameron HORSMAN	19	37	Paul FRÖDE
ROW 6	18	45	Scott SWANN	17	95	Ross TURNER	16	55	Jack SCOTT	
ROW 5		15	6	Jeffrey BUIS	14	56	Charlie ATKINS	13	8	Marvin SIEBRATH
ROW 4	12	54	Lukas FALCK	11	66	Dion OTTEN	10	33	Rick DUNNIK	
ROW 3		9	3	Toni ERHARD	8	52	Oliver KÖNIG	7	2	Thomas STRUDWICK
ROW 2	6	9	Luca de VLEESCHAUWER	5	19	Victor RODRIGUEZ	4	1	Dirk GEIGER	
ROW 1		3	4	Leon ORGIS	2	30	Max COOK	1	49	Philipp FREITAG
									Pole	

Silverstone GP
Circuit Length = 3.6673 miles

These results are provisional until the conclusion of any judicial and technical matters.

Race Director :	Stewards :	Timekeeper :
-----------------	------------	--------------

Results can be found at www.britishsuperbike.com

Printed - 18:06 Saturday, 09 September 2017



MCRCB BULLETIN TK197

2017 MCE British Superbike Championship - Round 9

2017 HEL Performance British Motostar Std & ADAC NEC

WARM-UP - CLASSIFICATION



POS	NO	CL	PIC NAME	ENTRY	TIME	ON	LAPS	GAP	DIFF	MPH
1	19		1 Victor RODRIGUEZ	Honda NSF - GA Competition	2:24.479	4	4			91.37
2	1	A	1 Dirk GEIGER	Honda NSF - Kiefer Racing	2:24.549	4	4	0.070	0.070	91.33
3	52	A	2 Oliver KÖNIG	Honda NSF -	2:25.190	3	4	0.711	0.641	90.93
4	2		2 Thomas STRUDWICK	Honda NSF - Case Moto Rapido Moto3	2:25.570	4	4	1.091	0.380	90.69
5	9	A	3 Luca de VLEESCHAUWER	Honda NSF - Tuybens Honda Center	2:25.789	3	4	1.310	0.219	90.55
6	33	A	4 Rick DUNNIK	Honda NSF - HD Racing	2:25.932	3	4	1.453	0.143	90.46
7	8	A	5 Marvin SIEBDRATH	Honda NSF - Team RAS Intact GP	2:25.956	3	4	1.477	0.024	90.45
8	72		3 Cameron HORSMAN	Honda NSF - Nova / FAB Racing	2:26.095	4	4	1.616	0.139	90.36
9	37	A	6 Paul FRÖDE	Honda NSF - Team RAS Intact GP	2:26.100	4	4	1.621	0.005	90.36
10	55		4 Jack SCOTT	Honda NSF - J J Racing	2:26.151	3	4	1.672	0.051	90.33
11	54	A	7 Lukas FALCK	Honda NSF -	2:26.773	4	4	2.294	0.622	89.95
12	95		5 Ross TURNER	Honda NSF - RedRat Racing	2:27.148	4	4	2.669	0.375	89.72
13	30		6 Max COOK	Honda NSF - Wilson Racing	2:27.170	4	4	2.691	0.022	89.70
14	45		7 Scott SWANN	Honda NSF - Swann Racing	2:27.257	4	4	2.778	0.087	89.65
15	56		8 Charlie ATKINS	Honda NSF - Wilson Racing	2:27.591	3	4	3.112	0.334	89.45
16	66	A	8 Dion OTTEN	Honda NSF - Dion #66 Otten Racing	2:27.670	3	4	3.191	0.079	89.40
17	89		9 T. Fox MORETON	Honda NSF - Banks Racing / Moto Engineering	2:27.706	3	4	3.227	0.036	89.38
18	48		10 Ewan POTTER	Honda NSF -	2:28.293	3	4	3.814	0.587	89.02
19	6	A	9 Jeffrey BUIS	Honda NSF - Ernst Dubbink Eveno Racing	2:28.960	3	3	4.481	0.667	88.63
20	13		11 Jacob CLARK	Honda NSF - Wilson Racing	2:29.603	3	4	5.124	0.643	88.24
21	11	A	10 Lotte UHRE	Honda NSF -	2:29.731	3	4	5.252	0.128	88.17
22	22	A	11 Marie MENDE	Honda NSF - ADAC Sachsen e.V.	2:30.156	4	4	5.677	0.425	87.92
23	81		12 Myles WASLEY	Honda NSF - Aqua Construction & Cannock Site Services	2:30.195	4	4	5.716	0.039	87.90
24	26		13 Scott OGDEN	Honda NSF - Cresswell Racing	2:30.792	4	4	6.313	0.597	87.55
25	46	A	12 Tino HOLE	Honda NSF -	2:31.002	3	4	6.523	0.210	87.43
26	65	A	13 Filip REHACEK	Honda NSF - Brno Circuit Junior Racing Team	2:32.011	4	4	7.532	1.009	86.85
27	50		14 Aditya BEHAL	Honda NSF - Microlise Cresswell Racing	2:37.512	2	3	13.033	5.501	83.81
28	3	A	14 Toni ERHARD	Honda NSF - Kiefer Racing			1			
29	24		15 Shane FABER	Honda NSF - SymCirrus Motorsport / Shane Faber Racing			1			

Silverstone GP
 Circuit Length = 3.6673 miles
 Start: 09:00 Flag 09:08 End: 09:11

Weather / Track : Overcast / Dry
 These results are provisional until the conclusion of any judicial and technical matters.

Race Director :	Stewards :	Timekeeper :
-----------------	------------	--------------

Results can be found at www.britishsuperbike.com

Printed - 09:11 Sunday, 10 September 2017

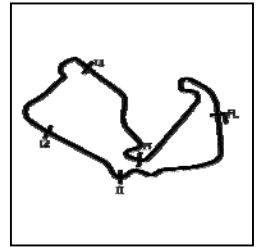


MCRCB BULLETIN TK198

2017 MCE British Superbike Championship - Round 9

2017 HEL Performance British Motostar Std & ADAC NEC

WARM-UP - SECTOR ANALYSIS



SECTOR 1 = FL to I1, SECTOR 2 = I1 to I2, SECTOR 3 = I2 to I3, SECTOR 4 = I3 to I4, SECTOR 5 = I4 to FL, DIFF = Difference To Personal Best Lap, P = Crossed Finish Line in Pit Lane, D = Time Disallowed

P1	19	Victor RODRIGUEZ	Honda NSF - GA Competition						
IDEAL LAP TIME : 2:24.267		BEST LAP TIME : 2:24.479			DIFFERENCE : 0.212				

LAP	SECTOR 1	SECTOR 2	SECTOR 3	SECTOR 4	SECTOR 5	LAP TIME	MPH	DIFF	TIME OF DAY
1-	OUTLAP	17.378	<i>126.1</i>	31.624	93.2	32.509	36.606	<i>117.8</i>	09:02:34.362
2-	28.795	<i>16.732</i>	125.4	<i>30.040</i>	96.1	32.395	37.196	115.3	2:25.158 (2) 90.95 0.679 09:04:59.520
3-	29.168	16.892	121.1	30.044	95.8	32.465	36.860	116.6	2:25.429 (3) 90.78 0.950 09:07:24.949
4-	<i>28.786</i>	16.918	121.7	30.066	<i>97.6</i>	<i>32.199</i>	<i>36.510</i>	115.5	<i>2:24.479</i> (1) <i>91.37</i> <i>09:09:49.428</i>

P2	1 A	Dirk GEIGER	Honda NSF - Kiefer Racing						
IDEAL LAP TIME : 2:24.413		BEST LAP TIME : 2:24.549			DIFFERENCE : 0.136				

LAP	SECTOR 1	SECTOR 2	SECTOR 3	SECTOR 4	SECTOR 5	LAP TIME	MPH	DIFF	TIME OF DAY
1-	OUTLAP	17.451	<i>126.3</i>	31.199	91.5	32.827	36.803	116.6	09:02:34.144
2-	28.775	<i>16.908</i>	<i>126.3</i>	30.283	<i>96.6</i>	32.420	37.051	<i>118.4</i>	2:25.437 (3) 90.77 0.888 09:04:59.581
3-	28.903	17.093	120.9	30.410	95.5	32.231	<i>36.692</i>	116.3	2:25.329 (2) 90.84 0.780 09:07:24.910
4-	<i>28.675</i>	17.006	122.6	<i>30.002</i>	94.5	<i>32.136</i>	36.730	116.8	<i>2:24.549</i> (1) <i>91.33</i> <i>09:09:49.459</i>

P3	52 A	Oliver KÖNIG	Honda NSF -						
IDEAL LAP TIME : 2:25.190		BEST LAP TIME : 2:25.190			DIFFERENCE : 0.000				

LAP	SECTOR 1	SECTOR 2	SECTOR 3	SECTOR 4	SECTOR 5	LAP TIME	MPH	DIFF	TIME OF DAY
1-	OUTLAP	17.575	123.1	32.182	94.3	33.617	37.276	<i>119.5</i>	09:02:38.446
2-	30.653	16.958	124.5	30.733	95.1	32.538	37.348	115.3	2:28.230 (3) 89.06 3.040 09:05:06.676
3-	<i>28.820</i>	<i>16.705</i>	<i>125.4</i>	<i>30.663</i>	<i>96.5</i>	<i>32.230</i>	<i>36.772</i>	116.8	<i>2:25.190</i> (1) <i>90.93</i> <i>09:07:31.866</i>
4-	29.384	16.927	124.5	30.720	96.1	32.740	37.188	117.0	2:26.959 (2) 89.83 1.769 09:09:58.825

P4	2	Thomas STRUDWICK	Honda NSF - Case Moto Rapido Moto3						
IDEAL LAP TIME : 2:25.376		BEST LAP TIME : 2:25.570			DIFFERENCE : 0.194				

LAP	SECTOR 1	SECTOR 2	SECTOR 3	SECTOR 4	SECTOR 5	LAP TIME	MPH	DIFF	TIME OF DAY
1-	OUTLAP	17.324	123.1	31.037	93.0	33.136	37.635	115.3	09:02:55.022
2-	28.980	17.052	122.6	30.384	93.0	32.733	<i>37.126</i>	<i>117.4</i>	2:26.275 (2) 90.25 0.705 09:05:21.297
3-	29.445	17.223	123.1	30.139	<i>95.3</i>	<i>32.558</i>	37.131	115.9	2:26.496 (3) 90.12 0.926 09:07:47.793
4-	<i>28.754</i>	<i>16.852</i>	<i>124.0</i>	<i>30.086</i>	94.3	32.641	37.237	115.7	<i>2:25.570</i> (1) <i>90.69</i> <i>09:10:13.363</i>

P5	9 A	Luca de VLEESCHAUWER	Honda NSF - Tuybens Honda Center						
IDEAL LAP TIME : 2:25.728		BEST LAP TIME : 2:25.789			DIFFERENCE : 0.061				

LAP	SECTOR 1	SECTOR 2	SECTOR 3	SECTOR 4	SECTOR 5	LAP TIME	MPH	DIFF	TIME OF DAY
1-	OUTLAP	18.098	124.2	31.842	93.2	33.842	38.948	115.3	09:02:43.290
2-	29.195	17.507	125.2	30.485	93.8	32.942	37.816	116.1	2:27.945 (3) 89.23 2.156 09:05:11.235
3-	28.750	<i>16.873</i>	125.6	<i>30.467</i>	<i>96.5</i>	<i>32.510</i>	<i>37.189</i>	117.4	<i>2:25.789</i> (1) <i>90.55</i> <i>09:07:37.024</i>
4-	<i>28.689</i>	16.964	<i>125.9</i>	30.598	92.9	32.672	37.579	<i>117.6</i>	2:26.502 (2) 90.11 0.713 09:10:03.526

P6	33 A	Rick DUNNIK	Honda NSF - HD Racing						
IDEAL LAP TIME : 2:25.844		BEST LAP TIME : 2:25.932			DIFFERENCE : 0.088				

LAP	SECTOR 1	SECTOR 2	SECTOR 3	SECTOR 4	SECTOR 5	LAP TIME	MPH	DIFF	TIME OF DAY
1-	OUTLAP	17.307	<i>127.8</i>	32.017	91.6	33.526	38.335	118.4	09:02:38.237
2-	29.594	17.288	124.9	30.717	93.0	32.687	37.491	117.4	2:27.777 (3) 89.34 1.845 09:05:06.014
3-	29.185	<i>16.856</i>	127.5	<i>30.431</i>	<i>95.7</i>	<i>32.485</i>	<i>36.975</i>	<i>118.9</i>	<i>2:25.932</i> (1) <i>90.46</i> <i>09:07:31.946</i>
4-	<i>29.097</i>	16.969	124.7	30.653	93.9	33.125	37.157	118.2	2:27.001 (2) 89.81 1.069 09:09:58.947

P7	8 A	Marvin SIEBDRATH	Honda NSF - Team RAS Intact GP						
IDEAL LAP TIME : 2:25.952		BEST LAP TIME : 2:25.956			DIFFERENCE : 0.004				

LAP	SECTOR 1	SECTOR 2	SECTOR 3	SECTOR 4	SECTOR 5	LAP TIME	MPH	DIFF	TIME OF DAY
1-	OUTLAP	17.762	<i>124.7</i>	31.841	93.4	34.307	37.115	<i>119.7</i>	09:02:38.545
2-	29.790	17.267	124.0	30.386	94.9	32.798	36.941	117.4	2:27.182 (3) 89.70 1.226 09:05:05.727
3-	<i>29.009</i>	<i>17.158</i>	122.6	<i>30.248</i>	<i>96.0</i>	32.602	<i>36.939</i>	116.3	<i>2:25.956</i> (1) <i>90.45</i> <i>09:07:31.683</i>
4-	29.100	17.265	121.5	30.776	95.5	<i>32.598</i>	37.349	115.9	2:27.088 (2) 89.75 1.132 09:09:58.771

Weather / Track : Overcast / Dry

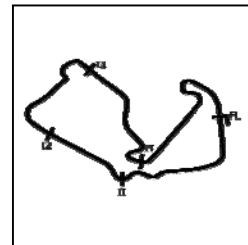
Silverstone GP
Circuit Length = 3.6673 miles
Start: 09:00 Flag 09:08 End: 09:11

MCRCB BULLETIN TK198

2017 MCE British Superbike Championship - Round 9

2017 HEL Performance British Motostar Std & ADAC NEC

WARM-UP - SECTOR ANALYSIS



SECTOR 1 = FL to I1, SECTOR 2 = I1 to I2, SECTOR 3 = I2 to I3, SECTOR 4 = I3 to I4, SECTOR 5 = I4 to FL, DIFF = Difference To Personal Best Lap, P = Crossed Finish Line in Pit Lane, D = Time Disallowed

P8 72		Cameron HORSMAN					Honda NSF - Nova / FAB Racing					
IDEAL LAP TIME : 2:25.479		BEST LAP TIME : 2:26.095					DIFFERENCE : 0.616					
LAP	SECTOR 1	SECTOR 2	SECTOR 3	SECTOR 4	SECTOR 5	LAP TIME	MPH	DIFF	TIME OF DAY			
1-	OUTLAP	17.444	120.2	31.155	94.3	33.050	38.018	114.1		09:02:31.647		
2-	29.598	17.276	120.0	30.737	94.2	32.942	37.485	118.0	2:28.038 (3)	89.18	1.943	09:04:59.685
3-	29.292	16.981	122.6	30.467	95.3	32.881	36.896	115.5	2:26.517 (2)	90.10	0.422	09:07:26.202
4-	28.881	17.183	120.9	30.407	95.8	32.314	37.310	114.7	2:26.095 (1)	90.36		09:09:52.297

P9 37 A		Paul FRÖDE					Honda NSF - Team RAS Intact GP					
IDEAL LAP TIME : 2:26.033		BEST LAP TIME : 2:26.100					DIFFERENCE : 0.067					
LAP	SECTOR 1	SECTOR 2	SECTOR 3	SECTOR 4	SECTOR 5	LAP TIME	MPH	DIFF	TIME OF DAY			
1-	OUTLAP	18.576	116.5	32.529	88.8	33.742	37.847	112.0				09:02:36.314
2-	29.453	17.734	117.9	31.116	90.6	33.116	37.702	112.2	2:29.121 (3)	88.53	3.021	09:05:05.435
3-	29.427	17.300	118.9	30.545	95.3	33.027	37.506	112.8	2:27.805 (2)	89.32	1.705	09:07:33.240
4-	28.762	17.367	118.5	30.470	96.1	32.319	37.182	113.1	2:26.100 (1)	90.36		09:09:59.340

P10 55		Jack SCOTT					Honda NSF - J J Racing					
IDEAL LAP TIME : 2:25.887		BEST LAP TIME : 2:26.151					DIFFERENCE : 0.264					
LAP	SECTOR 1	SECTOR 2	SECTOR 3	SECTOR 4	SECTOR 5	LAP TIME	MPH	DIFF	TIME OF DAY			
1-	OUTLAP	17.933	117.5	31.443	92.1	33.123	37.656	113.1				09:02:32.472
2-	29.412	17.300	120.2	30.689	92.5	32.922	37.234	115.5	2:27.557 (3)	89.47	1.406	09:05:00.029
3-	29.203	16.983	123.8	30.380	95.5	32.335	37.250	113.5	2:26.151 (1)	90.33		09:07:26.180
4-	29.149	17.223	120.2	30.354	96.1	32.531	37.066	114.5	2:26.323 (2)	90.22	0.172	09:09:52.503

P11 54 A		Lukas FALCK					Honda NSF -					
IDEAL LAP TIME : 2:26.568		BEST LAP TIME : 2:26.773					DIFFERENCE : 0.205					
LAP	SECTOR 1	SECTOR 2	SECTOR 3	SECTOR 4	SECTOR 5	LAP TIME	MPH	DIFF	TIME OF DAY			
1-	OUTLAP	17.931	124.7	32.452	92.1	33.695	38.584	117.4				09:02:38.361
2-	30.604	17.138	123.8	31.205	92.8	32.676	37.143	116.6	2:28.766 (3)	88.74	1.993	09:05:07.127
3-	29.143	17.170	124.0	30.593	93.5	32.777	37.224	116.6	2:26.907 (2)	89.86	0.134	09:07:34.034
4-	29.020	17.173	124.0	30.591	93.4	32.677	37.312	116.1	2:26.773 (1)	89.95		09:10:00.807

P12 95		Ross TURNER					Honda NSF - RedRat Racing					
IDEAL LAP TIME : 2:26.455		BEST LAP TIME : 2:27.148					DIFFERENCE : 0.693					
LAP	SECTOR 1	SECTOR 2	SECTOR 3	SECTOR 4	SECTOR 5	LAP TIME	MPH	DIFF	TIME OF DAY			
1-	OUTLAP	18.074	123.5	31.696	93.8	35.102	39.126	113.3				09:02:45.368
2-	29.801	16.943	124.9	31.132	95.5	32.765	37.249	116.8	2:27.890 (3)	89.27	0.742	09:05:13.258
3-	29.375	16.883	124.7	30.572	97.6	32.873	37.584	115.7	2:27.287 (2)	89.63	0.139	09:07:40.545
4-	29.239	17.164	122.4	30.984	92.9	32.563	37.198	115.3	2:27.148 (1)	89.72		09:10:07.693

P13 30		Max COOK					Honda NSF - Wilson Racing					
IDEAL LAP TIME : 2:27.038		BEST LAP TIME : 2:27.170					DIFFERENCE : 0.132					
LAP	SECTOR 1	SECTOR 2	SECTOR 3	SECTOR 4	SECTOR 5	LAP TIME	MPH	DIFF	TIME OF DAY			
1-	OUTLAP	18.364	121.7	34.096	90.8	34.360	38.122	115.9				09:02:56.450
2-	30.286	17.660	123.8	31.453	93.4	32.970	37.273	116.1	2:29.642 (3)	88.22	2.472	09:05:26.092
3-	29.388	17.217	124.0	30.992	93.3	33.004	37.322	117.4	2:27.923 (2)	89.25	0.753	09:07:54.015
4-	29.267	16.957	125.4	30.933	95.0	32.608	37.405	115.5	2:27.170 (1)	89.70		09:10:21.185

P14 45		Scott SWANN					Honda NSF - Swann Racing					
IDEAL LAP TIME : 2:27.035		BEST LAP TIME : 2:27.257					DIFFERENCE : 0.222					
LAP	SECTOR 1	SECTOR 2	SECTOR 3	SECTOR 4	SECTOR 5	LAP TIME	MPH	DIFF	TIME OF DAY			
1-	OUTLAP	17.778	123.5	33.551	91.9	34.763	38.442	116.8				09:02:40.102
2-	29.764	17.176	126.1	31.589	94.6	33.311	37.562	116.6	2:29.402 (3)	88.36	2.145	09:05:09.504
3-	29.223	17.050	123.5	30.901	96.1	32.992	37.773	116.1	2:27.939 (2)	89.24	0.682	09:07:37.443
4-	28.970	17.065	123.3	30.589	95.0	32.864	37.769	116.6	2:27.257 (1)	89.65		09:10:04.700

Weather / Track : Overcast / Dry

Silverstone GP

Circuit Length = 3.6673 miles

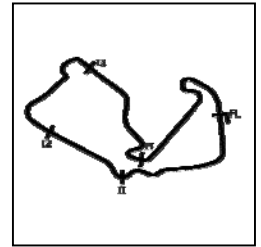
Start: 09:00 Flag 09:08 End: 09:11

MCRCB BULLETIN TK198

2017 MCE British Superbike Championship - Round 9

2017 HEL Performance British Motostar Std & ADAC NEC

WARM-UP - SECTOR ANALYSIS



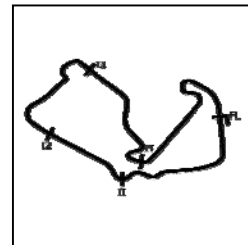
SECTOR 1 = FL to I1, SECTOR 2 = I1 to I2, SECTOR 3 = I2 to I3, SECTOR 4 = I3 to I4, SECTOR 5 = I4 to FL, DIFF = Difference To Personal Best Lap, P = Crossed Finish Line in Pit Lane, D = Time Disallowed

LAP	SECTOR 1	SECTOR 2	SECTOR 3	SECTOR 4	SECTOR 5	LAP TIME	MPH	DIFF	TIME OF DAY
P15 56 Charlie ATKINS Honda NSF - Wilson Racing									
IDEAL LAP TIME : 2:27.528		BEST LAP TIME : 2:27.591			DIFFERENCE : 0.063				
1 -	OUTLAP	18.542	123.1	33.975	90.4	34.735	38.271	117.4	09:02:57.615
2 -	29.649	17.235	124.9	31.839	93.4	33.031	37.846	117.2	2:29.600 (3) 88.25 2.009 09:05:27.215
3 -	29.079	17.179	125.6	31.134	95.3	32.811	37.388	118.4	2:27.591 (1) 89.45 09:07:54.806
4 -	29.236	17.174	124.7	31.076	95.3	33.017	37.546	116.8	2:28.049 (2) 89.17 0.458 09:10:22.855
P16 66 A Dion OTTEN Honda NSF - Dion #66 Otten Racing									
IDEAL LAP TIME : 2:27.286		BEST LAP TIME : 2:27.670			DIFFERENCE : 0.384				
1 -	OUTLAP	17.825	126.6	31.952	88.1	34.047	38.055	115.5	09:02:44.069
2 -	29.562	17.288	124.5	30.923	92.5	32.911	37.953	116.6	2:28.637 (3) 88.82 0.967 09:05:12.706
3 -	29.392	17.248	124.2	30.540	92.6	32.758	37.732	115.3	2:27.670 (1) 89.40 09:07:40.376
4 -	29.779	17.173	123.8	30.968	93.5	32.675	37.506	115.9	2:28.101 (2) 89.14 0.431 09:10:08.477
P17 89 T. Fox MORETON Honda NSF - Banks Racing / Moto Engineering									
IDEAL LAP TIME : 2:27.295		BEST LAP TIME : 2:27.706			DIFFERENCE : 0.411				
1 -	OUTLAP	18.069	122.9	33.051	91.5	34.780	38.525	116.8	09:02:39.296
2 -	30.172	16.958	126.6	31.346	95.0	33.265	37.691	116.3	2:29.432 (3) 88.35 1.726 09:05:08.728
3 -	28.906	17.128	123.5	30.742	95.0	33.092	37.838	115.7	2:27.706 (1) 89.38 09:07:36.434
4 -	29.062	17.258	122.0	30.817	95.3	32.998	37.734	116.3	2:27.869 (2) 89.28 0.163 09:10:04.303
P18 48 Ewan POTTER Honda NSF -									
IDEAL LAP TIME : 2:28.203		BEST LAP TIME : 2:28.293			DIFFERENCE : 0.090				
1 -	OUTLAP	17.837	122.2	33.632	91.6	34.301	38.767	114.9	09:02:39.728
2 -	29.924	17.006	125.4	32.290	92.0	34.726	39.509	114.5	2:33.455 (3) 86.03 5.162 09:05:13.183
3 -	29.273	17.039	123.8	31.054	95.0	32.853	38.074	111.6	2:28.293 (1) 89.02 09:07:41.476
4 -	29.342	16.949	122.6	31.867	90.0	32.982	38.881	110.5	2:30.021 (2) 88.00 1.728 09:10:11.497
P19 6 A Jeffrey BUIS Honda NSF - Ernst Dubbink Eveno Racing									
IDEAL LAP TIME : 2:28.960		BEST LAP TIME : 2:28.960			DIFFERENCE : 0.000				
1 -	OUTLAP	18.131	123.3	34.195	88.0	34.490	38.997	114.7	09:03:06.777
2 -	30.500	17.468	124.2	31.327	91.0	33.200	38.590	117.2	2:31.085 (2) 87.38 2.125 09:05:37.862
3 -	29.809	17.293	124.7	30.957	91.6	33.173	37.728	116.8	2:28.960 (1) 88.63 09:08:06.822
P20 13 Jacob CLARK Honda NSF - Wilson Racing									
IDEAL LAP TIME : 2:29.271		BEST LAP TIME : 2:29.603			DIFFERENCE : 0.332				
1 -	OUTLAP	18.213	121.3	32.933	91.0	33.984	38.878	114.5	09:02:38.020
2 -	30.100	17.475	122.2	31.912	93.5	33.079	38.418	115.9	2:30.984 (2) 87.44 1.381 09:05:09.004
3 -	29.357	17.543	122.2	31.226	94.5	33.343	38.134	114.7	2:29.603 (1) 88.24 09:07:38.607
4 -	29.746	18.000	118.1	32.112	95.7	33.102	38.143	115.1	2:31.103 (3) 87.37 1.500 09:10:09.710
P21 11 A Lotte UHRE Honda NSF -									
IDEAL LAP TIME : 2:29.374		BEST LAP TIME : 2:29.731			DIFFERENCE : 0.357				
1 -	OUTLAP	18.367	113.1	34.753	89.0	35.483	39.438	114.3	09:02:45.276
2 -	30.373	17.210	124.5	31.822	91.5	33.568	38.274	112.8	2:31.247 (3) 87.29 1.516 09:05:16.523
3 -	29.826	17.358	122.4	31.178	93.5	33.355	38.014	112.9	2:29.731 (1) 88.17 09:07:46.254
4 -	29.876	17.412	122.9	30.969	93.5	33.369	38.134	112.0	2:29.760 (2) 88.15 0.029 09:10:16.014

Weather / Track : Overcast / Dry

Silverstone GP
 Circuit Length = 3.6673 miles
 Start: 09:00 Flag 09:08 End: 09:11

WARM-UP - SECTOR ANALYSIS



SECTOR 1 = FL to I1, SECTOR 2 = I1 to I2, SECTOR 3 = I2 to I3, SECTOR 4 = I3 to I4, SECTOR 5 = I4 to FL, DIFF = Difference To Personal Best Lap, P = Crossed Finish Line in Pit Lane, D = Time Disallowed

P22		22 A		Marie MENDE		Honda NSF - ADAC Sachsen e.V.						
IDEAL LAP TIME : 2:29.615		BEST LAP TIME : 2:30.156		DIFFERENCE : 0.541								
LAP	SECTOR 1	SECTOR 2	SECTOR 3	SECTOR 4	SECTOR 5	LAP TIME	MPH	DIFF	TIME OF DAY			
1-	OUTLAP	18.544	124.7	32.304	89.5	34.412	38.881	116.3		09:02:44.272		
2-	29.696	17.365	124.7	31.846	92.3	33.509	37.973	116.6	2:30.389 (3)	87.78	0.233	09:05:14.661
3-	29.475	17.507	122.9	31.363	93.4	33.683	38.190	116.3	2:30.218 (2)	87.88	0.062	09:07:44.879
4-	29.575	17.464	120.2	31.293	92.8	33.735	38.089	116.3	2:30.156 (1)	87.92		09:10:15.035

P23		81		Myles WASLEY		Honda NSF - Aqua Construction & Cannock Site Services						
IDEAL LAP TIME : 2:29.567		BEST LAP TIME : 2:30.195		DIFFERENCE : 0.628								
LAP	SECTOR 1	SECTOR 2	SECTOR 3	SECTOR 4	SECTOR 5	LAP TIME	MPH	DIFF	TIME OF DAY			
1-	OUTLAP	18.197	119.8	32.790	88.6	34.919	39.228	116.6				09:02:38.183
2-	30.513	17.442	122.0	32.068	91.6	33.392	38.477	116.3	2:31.892 (3)	86.91	1.697	09:05:10.075
3-	29.515	17.312	121.7	31.624	91.6	33.282	38.497	115.1	2:30.230 (2)	87.88	0.035	09:07:40.305
4-	30.143	17.258	123.5	31.588	91.6	32.987	38.219	115.5	2:30.195 (1)	87.90		09:10:10.500

P24		26		Scott OGDEN		Honda NSF - Cresswell Racing						
IDEAL LAP TIME : 2:30.581		BEST LAP TIME : 2:30.792		DIFFERENCE : 0.211								
LAP	SECTOR 1	SECTOR 2	SECTOR 3	SECTOR 4	SECTOR 5	LAP TIME	MPH	DIFF	TIME OF DAY			
1-	OUTLAP	18.701	122.9	35.125	86.8	36.274	42.052	111.2				09:02:53.370
2-	31.286	17.752	121.3	31.775	88.3	34.223	38.717	115.1	2:33.753 (3)	85.86	2.961	09:05:27.123
3-	29.961	17.503	121.7	31.269	91.5	33.648	38.462	113.5	2:30.843 (2)	87.52	0.051	09:07:57.966
4-	29.915	17.561	119.6	31.422	91.5	33.432	38.462	114.1	2:30.792 (1)	87.55		09:10:28.758

P25		46 A		Tino HOLE		Honda NSF -						
IDEAL LAP TIME : 2:30.755		BEST LAP TIME : 2:31.002		DIFFERENCE : 0.247								
LAP	SECTOR 1	SECTOR 2	SECTOR 3	SECTOR 4	SECTOR 5	LAP TIME	MPH	DIFF	TIME OF DAY			
1-	OUTLAP	18.080	123.1	34.076	86.1	35.140	39.907	112.8				09:02:45.234
2-	31.609	18.052	120.4	32.383	90.5	34.370	39.010	112.8	2:35.424 (3)	84.94	4.422	09:05:20.658
3-	30.481	17.597	122.4	31.397	92.8	33.463	38.064	115.5	2:31.002 (1)	87.43		09:07:51.660
4-	30.371	17.860	118.7	31.817	92.0	33.326	38.114	116.8	2:31.488 (2)	87.15	0.486	09:10:23.148

P26		65 A		Filip REHACEK		Honda NSF - Brno Circuit Junior Racing Team						
IDEAL LAP TIME : 2:31.971		BEST LAP TIME : 2:32.011		DIFFERENCE : 0.040								
LAP	SECTOR 1	SECTOR 2	SECTOR 3	SECTOR 4	SECTOR 5	LAP TIME	MPH	DIFF	TIME OF DAY			
1-	OUTLAP	18.896	120.4	32.897	86.7	34.515	39.057	113.5				09:02:46.373
2-	30.706	17.801	121.3	32.259	87.3	34.227	39.374	109.6	2:34.367 (3)	85.52	2.356	09:05:20.740
3-	30.790	17.733	121.1	31.749	92.1	33.676	38.590	112.8	2:32.538 (2)	86.55	0.527	09:07:53.278
4-	30.463	17.633	122.2	31.697	92.4	33.588	38.630	113.5	2:32.011 (1)	86.85		09:10:25.289

P27		50		Aditya BEHAL		Honda NSF - Microlise Cresswell Racing						
IDEAL LAP TIME : 2:37.092		BEST LAP TIME : 2:37.512		DIFFERENCE : 0.420								
LAP	SECTOR 1	SECTOR 2	SECTOR 3	SECTOR 4	SECTOR 5	LAP TIME	MPH	DIFF	TIME OF DAY			
1-	OUTLAP	19.235	118.9	35.180	86.1	36.358	40.808	110.3				09:02:55.269
2-	31.281	17.941	120.2	32.843	87.6	35.580	39.867	111.6	2:37.512 (1)	83.81		09:05:32.781
3-	31.216	17.867	121.5	33.376	85.8	35.299	40.074	112.0	2:37.832 (2)	83.64	0.320	09:08:10.613

P28		3 A		Toni ERHARD		Honda NSF - Kiefer Racing						
IDEAL LAP TIME :		BEST LAP TIME :		DIFFERENCE :								
LAP	SECTOR 1	SECTOR 2	SECTOR 3	SECTOR 4	SECTOR 5	LAP TIME	MPH	DIFF	TIME OF DAY			
1-	OUTLAP	22.962	88.4	38.624	75.3	43.739	IN PIT		P			09:03:20.587

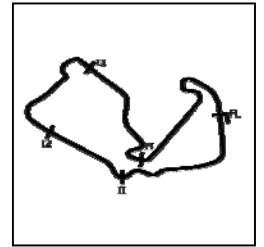
P29		24		Shane FABER		Honda NSF - SymCirrus Motorsport / Shane Faber Racing				
IDEAL LAP TIME :		BEST LAP TIME :		DIFFERENCE :						
LAP	SECTOR 1	SECTOR 2	SECTOR 3	SECTOR 4	SECTOR 5	LAP TIME	MPH	DIFF	TIME OF DAY	

MCRCB BULLETIN TK198

2017 MCE British Superbike Championship - Round 9

2017 HEL Performance British Motostar Std & ADAC NEC

WARM-UP - SECTOR ANALYSIS



SECTOR 1 = FL to I1, SECTOR 2 = I1 to I2, SECTOR 3 = I2 to I3, SECTOR 4 = I3 to I4, SECTOR 5 = I4 to FL, DIFF = Difference To Personal Best Lap, P = Crossed Finish Line in Pit Lane, D = Time Disallowed

1- *OUTLAP* 19.138 119.1 33.590 86.5 35.744 *IN PIT* P 09:03:03.019

MCRCB BULLETIN TK199**2017 MCE British Superbike Championship - Round 9****2017 HEL Performance British Motostar Std & ADAC NEC****WARM-UP - BEST SPEEDS**

POS	INTERMEDIATE 1		INTERMEDIATE 2		INTERMEDIATE 3		INTERMEDIATE 4		FINISH LINE			
	NO	NAME	MPH	NO	NAME	MPH	NO	NAME	MPH	NO	NAME	MPH
1			33	DUNNIK	127.8	19	RODRIGUEZ	97.6		8	SIEBDRATH	119.7
2			66	OTTEN	126.6	95	TURNER	97.6		52	KÖNIG	119.5
3			89	MORETON	126.6	1	GEIGER	96.6		33	DUNNIK	118.9
4			1	GEIGER	126.3	52	KÖNIG	96.5		1	GEIGER	118.4
5			19	RODRIGUEZ	126.1	9	VLEESCHAUWER	96.5		56	ATKINS	118.4
6			45	SWANN	126.1	37	FRÖDE	96.1		72	HORSMAN	118.0
7			9	VLEESCHAUWER	125.9	55	SCOTT	96.1		19	RODRIGUEZ	117.8
8			56	ATKINS	125.6	45	SWANN	96.1		9	VLEESCHAUWER	117.6
9			52	KÖNIG	125.4	8	SIEBDRATH	96.0		2	STRUDWICK	117.4
10			30	COOK	125.4	72	HORSMAN	95.8		54	FALCK	117.4
11			48	POTTER	125.4	33	DUNNIK	95.7		30	COOK	117.4
12			95	TURNER	124.9	13	CLARK	95.7		6	BUIS	117.2
13			8	SIEBDRATH	124.7	2	STRUDWICK	95.3		95	TURNER	116.8
14			54	FALCK	124.7	56	ATKINS	95.3		45	SWANN	116.8
15			6	BUIS	124.7	89	MORETON	95.3		89	MORETON	116.8
16			22	MENDE	124.7	30	COOK	95.0		46	HOLE	116.8
17			11	UHRE	124.5	48	POTTER	95.0		66	OTTEN	116.6
18			2	STRUDWICK	124.0	54	FALCK	93.5		22	MENDE	116.6
19			55	SCOTT	123.8	66	OTTEN	93.5		81	WASLEY	116.6
20			81	WASLEY	123.5	11	UHRE	93.5		13	CLARK	115.9
21			46	HOLE	123.1	22	MENDE	93.4		55	SCOTT	115.5
22			26	OGDEN	122.9	46	HOLE	92.8		26	OGDEN	115.1
23			72	HORSMAN	122.6	65	REHACEK	92.4		48	POTTER	114.9
24			13	CLARK	122.2	6	BUIS	91.6		11	UHRE	114.3
25			65	REHACEK	122.2	81	WASLEY	91.6		65	REHACEK	113.5
26			50	BEHAL	121.5	26	OGDEN	91.5		37	FRÖDE	113.1
27			24	FABER	119.1	50	BEHAL	87.6		50	BEHAL	112.0
28			37	FRÖDE	118.9	24	FABER	86.5				
29			3	ERHARD	88.4	3	ERHARD	75.3				

Weather / Track : Overcast / Dry

Results can be found at www.tsl-timing.com

Silverstone GP

Circuit Length = 3.6673 miles

Start: 09:00 Flag 09:08 End: 09:11

Printed - 09:12 Sunday, 10 September 2017

MCRCB BULLETIN TK200

2017 MCE British Superbike Championship - Round 9

2017 HEL Performance British Motostar Std & ADAC NEC

WARM-UP - BEST SECTORS

POS	SECTOR 1		SECTOR 2		SECTOR 3		SECTOR 4		SECTOR 5		IDEAL / BEST COMPARISON					
	NO	TIME	NO	TIME	NO	TIME	NO	TIME	NO	TIME	POS	NO	NAME	IDEAL	BEST	DIFF
1	1	GEI 28.675	52	KÖN 16.705	1	GEI 30.002	1	GEI 32.136	19	ROD 36.510	1	19	RODRIGUEZ	2:24.267	2:24.479	0.212
2	9	VLE 28.689	19	ROD 16.732	19	ROD 30.040	19	ROD 32.199	1	GEI 36.692	2	1	GEIGER	2:24.413	2:24.549	0.136
3	2	STR 28.754	2	STR 16.852	2	STR 30.086	52	KÖN 32.230	52	KÖN 36.772	3	52	KÖNIG	2:25.190	2:25.190	0.000
4	37	FRÖ 28.762	33	DUN 16.856	8	SIE 30.248	72	HOR 32.314	72	HOR 36.896	4	2	STRUDWICK	2:25.376	2:25.570	0.194
5	19	ROD 28.786	9	VLE 16.873	55	SCO 30.354	37	FRÖ 32.319	8	SIE 36.939	5	72	HORSMAN	2:25.479	2:26.095	0.616
6	52	KÖN 28.820	95	TUR 16.883	72	HOR 30.407	55	SCO 32.335	33	DUN 36.975	6	9	VLEESCHAUWER	2:25.728	2:25.789	0.061
7	72	HOR 28.881	1	GEI 16.908	33	DUN 30.431	33	DUN 32.485	55	SCO 37.066	7	33	DUNNIK	2:25.844	2:25.932	0.088
8	89	MOR 28.906	48	POT 16.949	9	VLE 30.467	9	VLE 32.510	2	STR 37.126	8	55	SCOTT	2:25.887	2:26.151	0.264
9	45	SWA 28.970	30	COO 16.957	37	FRÖ 30.470	2	STR 32.558	54	FAL 37.143	9	8	SIEBDRATH	2:25.952	2:25.956	0.004
10	8	SIE 29.009	89	MOR 16.958	66	OTT 30.540	95	TUR 32.563	37	FRÖ 37.182	10	37	FRÖDE	2:26.033	2:26.100	0.067
11	54	FAL 29.020	72	HOR 16.981	95	TUR 30.572	8	SIE 32.598	9	VLE 37.189	11	95	TURNER	2:26.455	2:27.148	0.693
12	56	ATK 29.079	55	SCO 16.983	45	SWA 30.589	30	COO 32.608	95	TUR 37.198	12	54	FALCK	2:26.568	2:26.773	0.205
13	33	DUN 29.097	45	SWA 17.050	54	FAL 30.591	66	OTT 32.675	30	COO 37.273	13	45	SWANN	2:27.035	2:27.257	0.222
14	55	SCO 29.149	54	FAL 17.138	52	KÖN 30.663	54	FAL 32.676	56	ATK 37.388	14	30	COOK	2:27.038	2:27.170	0.132
15	95	TUR 29.239	8	SIE 17.158	89	MOR 30.742	56	ATK 32.811	66	OTT 37.506	15	66	OTTEN	2:27.286	2:27.670	0.384
16	30	COO 29.267	66	OTT 17.173	30	COO 30.933	48	POT 32.853	45	SWA 37.562	16	89	MORETON	2:27.295	2:27.706	0.411
17	48	POT 29.273	56	ATK 17.174	6	BUI 30.957	45	SWA 32.864	89	MOR 37.691	17	56	ATKINS	2:27.528	2:27.591	0.063
18	13	CLA 29.357	11	UHR 17.210	11	UHR 30.969	81	WAS 32.987	6	BUI 37.728	18	48	POTTER	2:28.203	2:28.293	0.090
19	66	OTT 29.392	81	WAS 17.258	48	POT 31.054	89	MOR 32.998	22	MEN 37.973	19	6	BUIS	2:28.960	2:28.960	0.000
20	22	MEN 29.475	6	BUI 17.293	56	ATK 31.076	13	CLA 33.079	11	UHR 38.014	20	13	CLARK	2:29.271	2:29.603	0.332
21	81	WAS 29.515	37	FRÖ 17.300	13	CLA 31.226	6	BUI 33.173	46	HOL 38.064	21	11	UHRE	2:29.374	2:29.731	0.357
22	6	BUI 29.809	22	MEN 17.365	26	OGD 31.269	46	HOL 33.326	48	POT 38.074	22	81	WASLEY	2:29.567	2:30.195	0.628
23	11	UHR 29.826	13	CLA 17.475	22	MEN 31.293	11	UHR 33.355	13	CLA 38.134	23	22	MENDE	2:29.615	2:30.156	0.541
24	26	OGD 29.915	26	OGD 17.503	46	HOL 31.397	26	OGD 33.432	81	WAS 38.219	24	26	OGDEN	2:30.581	2:30.792	0.211
25	46	HOL 30.371	46	HOL 17.597	81	WAS 31.588	22	MEN 33.509	26	OGD 38.462	25	46	HOLE	2:30.755	2:31.002	0.247
26	65	REH 30.463	65	REH 17.633	65	REH 31.697	65	REH 33.588	65	REH 38.590	26	65	REHACEK	2:31.971	2:32.011	0.040
27	50	BEH 31.216	50	BEH 17.867	50	BEH 32.843	50	BEH 35.299	50	BEH 39.867	27	50	BEHAL	2:37.092	2:37.512	0.420
28			24	FAB 19.138	24	FAB 33.590	24	FAB 35.744			28	24	FABER			
29			3	ERH 22.962	3	ERH 38.624	3	ERH 43.739			29	3	ERHARD			

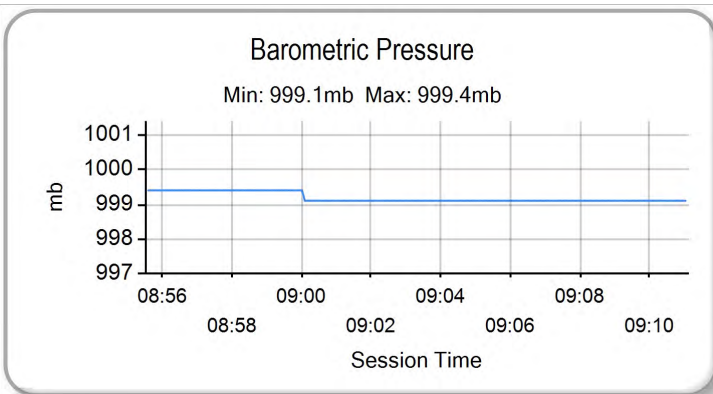
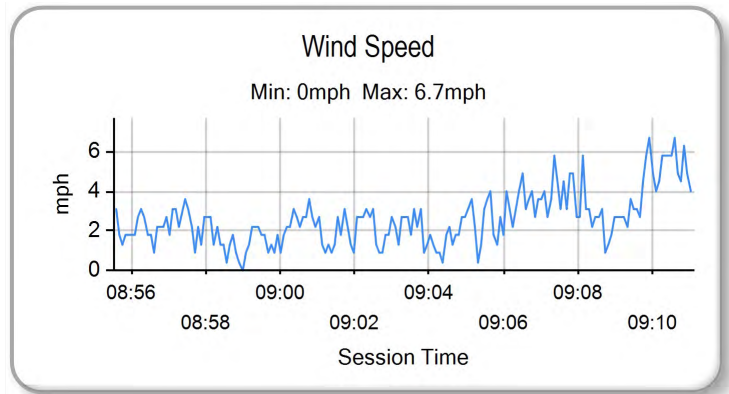
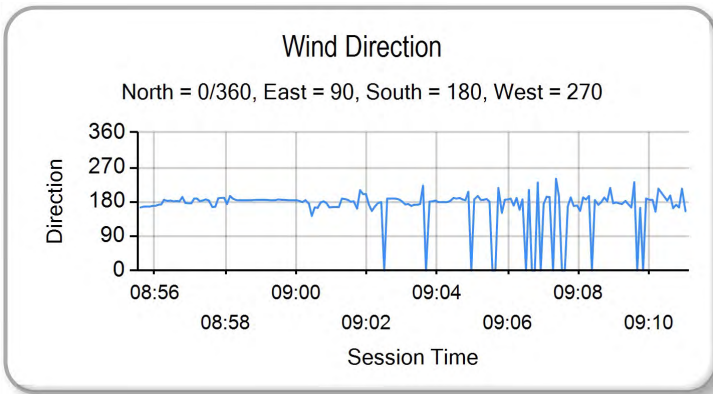
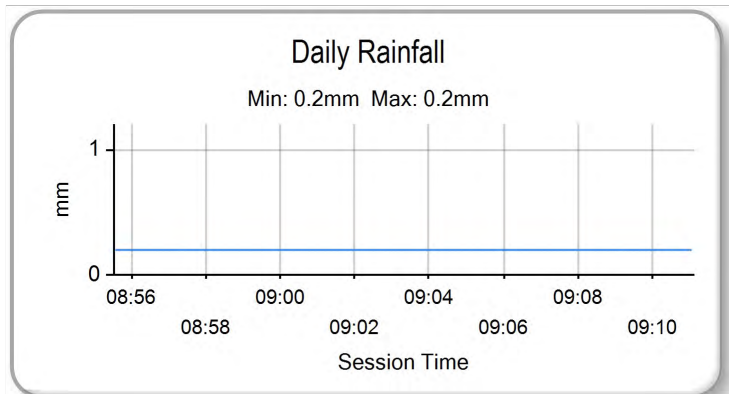
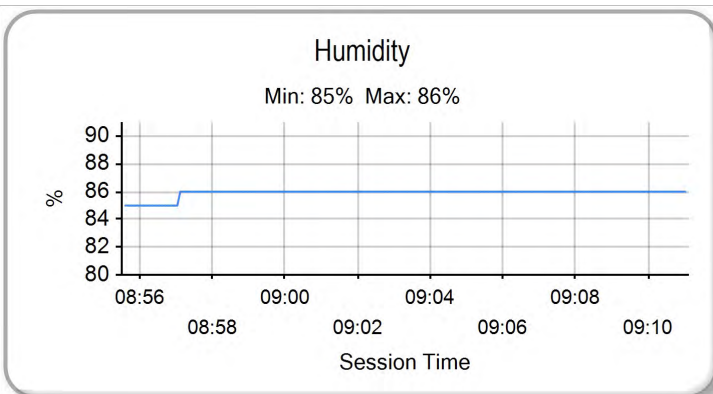
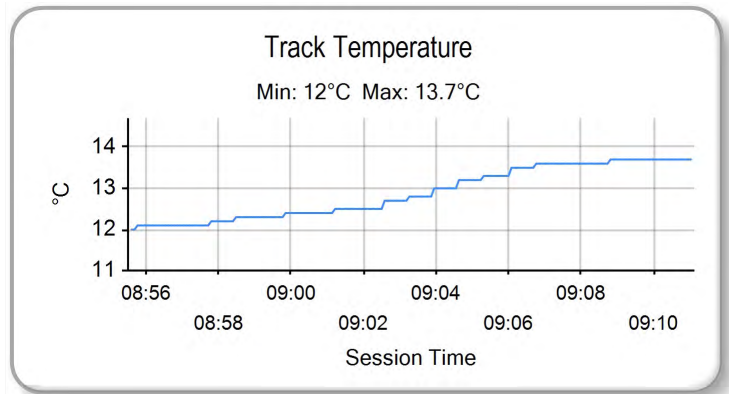
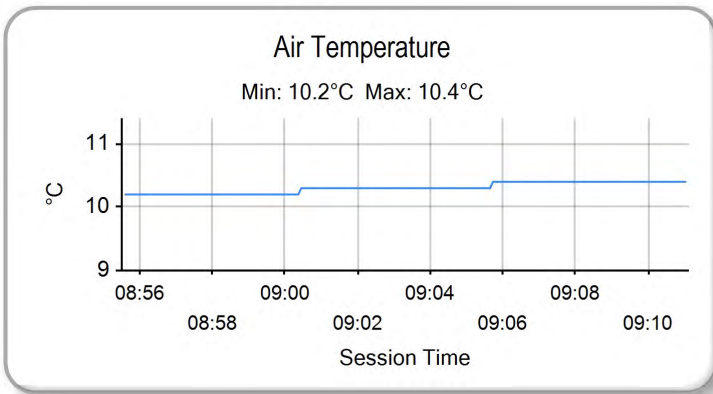
PERFECT LAP 2:24.028

MCRCB BULLETIN TK201

2017 MCE British Superbike Championship - Round 9

2017 HEL Performance British Motostar Std & ADAC NEC

WARM-UP - WEATHER CONDITIONS



Weather / Track : Overcast / Dry

Results can be found at www.tsl-timing.com

Silverstone GP
Circuit Length = 3.6673 miles
Start: 09:00 Flag 09:08 End: 09:11

Printed - 09:13 Sunday, 10 September 2017



ROW 11				31	65	Filip REHACEK	2:37.912	
ROW 10	30	50	Aditya BEHAL	29	22	Marie MENDE	2:32.396	
ROW 9		27	48	Ewan POTTER	26	81	Myles WASLEY	2:30.987
ROW 8	24	89	T. Fox MORETON	23	24	Shane FABER	2:28.857	
ROW 7		21	26	Scott OGDEN	20	72	Cameron HORSMAN	2:27.969
ROW 6	18	45	Scott SWANN	17	95	Ross TURNER	2:27.380	
ROW 5		15	6	Jeffrey BUIS	14	56	Charlie ATKINS	2:26.627
ROW 4	12	54	Lukas FALCK	11	66	Dion OTTEN	2:26.414	
ROW 3		9	3	Toni ERHARD	8	52	Oliver KÖNIG	2:25.629
ROW 2	6	9	Luca de VLEESCHAUWER	5	19	Victor RODRIGUEZ	2:25.086	
ROW 1		3	4	Leon ORGIS	2	30	Max COOK	2:24.703
				1	49	Phillipp FREITAG	Pole	

Silverstone GP
Circuit Length = 3.6673 miles

These results are provisional until the conclusion of any judicial and technical matters.

Race Director :	Stewards :	Timekeeper :
-----------------	------------	--------------

Results can be found at www.britishsuperbike.com

Printed - 09:15 Sunday, 10 September 2017



MCRCB BULLETIN TK221**2017 MCE British Superbike Championship - Round 9****2017 HEL Performance British Motostar GP & ADAC NEC****WARM-UP - CLASSIFICATION**

POS	NO	CL	PIC NAME	ENTRY	TIME	ON	LAPS	GAP	DIFF	MPH
1	69		1 Tom BOOTH-AMOS	KTM - City Lifting RS Racing	2:17.436	3	4			96.06
2	47		2 Jake ARCHER	KTM - City Lifting RS Racing	2:18.365	4	4	0.929	0.929	95.41
3	12		3 Edward RENDELL	KTM - Banks Racing	2:19.835	4	4	2.399	1.470	94.41
4	7	A	1 Tim GEORGI	KTM - ADAC Berlin-Brandenburg e.V.	2:20.940	3	4	3.504	1.105	93.67
5	17		4 Tom CARNE	Tigcraft - Neatafan / Tigcraft Racing	2:20.999	3	4	3.563	0.059	93.63
6	15		5 Eugene McMANUS	KTM - RS Racing / E15 Racing	2:21.108	4	4	3.672	0.109	93.56
7	64		6 Asher DURHAM	Mahindra - Microlise Cresswell Racing	2:21.424	3	3	3.988	0.316	93.35
8	3		7 Richard KERR	KTM - North West Racing	2:21.645	3	3	4.209	0.221	93.20
9	34		8 Liam DELVES	DR-Moto - Stauff Connect Academy / Dr-Moto	2:22.910	4	4	5.474	1.265	92.38
10	79		9 Storm STACEY	Kalex - FPW Racing	2:23.159	3	4	5.723	0.249	92.22
11	41	A	2 Jan-Ole JÄHNIG	KTM - Freudenbrug / ADAC Hessen Thür.	2:23.310	4	4	5.874	0.151	92.12
12	35		10 Elliot LODGE	FTR - Spike Racing / SP125	2:23.499	4	4	6.063	0.189	92.00
13	23		11 Sam LLEWELLYN	KTM - SymCirrus Motorsport	2:23.770	4	4	6.334	0.271	91.82
14	25		12 Mike BROUWERS	KTM - TEC7-Joma / Brouwersracingteam	2:24.160	4	4	6.724	0.390	91.58
15	52		13 Jorel BOERBOOM	Kalex KTM - Fireplace Warehouse	2:24.519	4	4	7.083	0.359	91.35
16	61	A	3 Ernst DUBBINK	Honda - Ernst Dubbink Eveno Racing	2:24.918	3	4	7.482	0.399	91.10
17	20		14 Joel MARKLUND	KTM - Marklund Solutions / SP125	2:25.070	3	4	7.634	0.152	91.00
18	27		15 Josh HODGE	KTM - Team HPR	2:26.796	4	4	9.360	1.726	89.93
19	54		16 Sam BURMAN	KTM - TeamWNT / Burman Racing	2:26.941	3	4	9.505	0.145	89.84
20	99		17 Stephen CAMPBELL	Honda - Campbell Racing	2:26.978	4	4	9.542	0.037	89.82
21	77	A	4 Ruben BIJMAN	Honda - B.V. Racing Moto 3	2:28.541	4	4	11.105	1.563	88.88

Silverstone GP
 Circuit Length = 3.6673 miles
 Start: 10:07 Flag 10:15 End: 10:18

Weather / Track : Cloudy / Dry

These results are provisional until the conclusion of any judicial and technical matters.

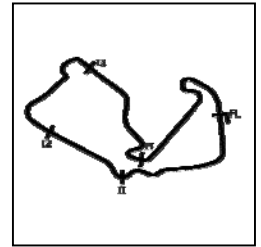
Race Director :	Stewards :	Timekeeper :
-----------------	------------	--------------

Results can be found at www.britishsuperbike.com

Printed - 10:18 Sunday, 10 September 2017



WARM-UP - SECTOR ANALYSIS



SECTOR 1 = FL to I1, SECTOR 2 = I1 to I2, SECTOR 3 = I2 to I3, SECTOR 4 = I3 to I4, SECTOR 5 = I4 to FL, DIFF = Difference To Personal Best Lap, P = Crossed Finish Line in Pit Lane, D = Time Disallowed

P1	69	Tom BOOTH-AMOS				KTM - City Lifting RS Racing				
IDEAL LAP TIME : 2:16.732		BEST LAP TIME : 2:17.436			DIFFERENCE : 0.704					

LAP	SECTOR 1	SECTOR 2	SECTOR 3	SECTOR 4	SECTOR 5	LAP TIME	MPH	DIFF	TIME OF DAY
1 -		15.925 130.3	29.922 97.1	31.252	35.583 123.6				10:09:20.708
2 -	27.373	16.653 127.0	28.762 98.6	30.718	35.093 123.6	2:18.599 (3)	95.25	1.163	10:11:39.307
3 -	26.958	16.497 128.8	28.561 101.5	30.375	35.045 123.6	2:17.436 (1)	96.06		10:13:56.743
4 -	26.985	16.450 128.0	28.429 100.9	30.616	35.081 122.9	2:17.561 (2)	95.97	0.125	10:16:14.304

P2	47	Jake ARCHER				KTM - City Lifting RS Racing				
IDEAL LAP TIME : 2:18.327		BEST LAP TIME : 2:18.365			DIFFERENCE : 0.038					

LAP	SECTOR 1	SECTOR 2	SECTOR 3	SECTOR 4	SECTOR 5	LAP TIME	MPH	DIFF	TIME OF DAY
1 -		16.388 127.5	30.411 98.8	31.453	35.818 123.6				10:09:21.645
2 -	27.393	16.367 130.8	29.013 99.7	30.828	35.621 123.6	2:19.222 (3)	94.82	0.857	10:11:40.867
3 -	27.284	16.250 130.0	28.826 100.9	30.813	35.599 124.0	2:18.772 (2)	95.13	0.407	10:13:59.639
4 -	27.177	16.270 130.0	28.844 101.6	30.718	35.356 122.9	2:18.365 (1)	95.41		10:16:18.004

P3	12	Edward RENDELL				KTM - Banks Racing				
IDEAL LAP TIME : 2:19.624		BEST LAP TIME : 2:19.835			DIFFERENCE : 0.211					

LAP	SECTOR 1	SECTOR 2	SECTOR 3	SECTOR 4	SECTOR 5	LAP TIME	MPH	DIFF	TIME OF DAY
1 -	OUTLAP	17.155 121.7	29.989 98.3	32.474	36.346 122.9				10:09:47.437
2 -	28.190	16.829 127.0	29.652 99.7	31.560	36.203 118.7	2:22.434 (3)	92.69	2.599	10:12:09.871
3 -	27.812	16.779 121.7	29.225 99.4	31.066	35.790 120.0	2:20.672 (2)	93.85	0.837	10:14:30.543
4 -	27.287	16.466 125.6	29.015 99.4	31.189	35.878 120.4	2:19.835 (1)	94.41		10:16:50.378

P4	7 A	Tim GEORGI				KTM - ADAC Berlin-Brandenburg e.V.				
IDEAL LAP TIME : 2:20.813		BEST LAP TIME : 2:20.940			DIFFERENCE : 0.127					

LAP	SECTOR 1	SECTOR 2	SECTOR 3	SECTOR 4	SECTOR 5	LAP TIME	MPH	DIFF	TIME OF DAY
1 -	OUTLAP	16.700 130.3	30.497 94.5	32.342	36.274 125.2				10:09:28.371
2 -	28.500	16.617 131.3	29.567 97.8	31.732	35.762 124.7	2:22.178 (3)	92.85	1.238	10:11:50.549
3 -	27.997	16.374 131.3	29.397 96.5	31.549	35.623 125.0	2:20.940 (1)	93.67		10:14:11.489
4 -	28.132	16.383 131.5	29.270 96.4	32.357	35.947 121.3	2:22.089 (2)	92.91	1.149	10:16:33.578

P5	17	Tom CARNE				Tigcraft - Neatafan / Tigcraft Racing				
IDEAL LAP TIME : 2:20.324		BEST LAP TIME : 2:20.999			DIFFERENCE : 0.675					

LAP	SECTOR 1	SECTOR 2	SECTOR 3	SECTOR 4	SECTOR 5	LAP TIME	MPH	DIFF	TIME OF DAY
1 -	OUTLAP	17.381 125.2	30.685 95.0	32.292	36.603 118.4				10:09:47.360
2 -	28.048	16.913 125.6	29.708 97.2	31.289	36.619 120.0	2:22.577 (3)	92.59	1.578	10:12:09.937
3 -	28.071	16.578 127.3	29.417 100.3	31.027	35.906 120.6	2:20.999 (1)	93.63		10:14:30.936
4 -	27.431	16.543 128.5	29.641 96.8	31.690	36.176 116.6	2:21.481 (2)	93.31	0.482	10:16:52.417

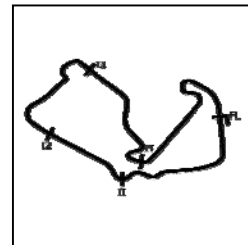
P6	15	Eugene McMANUS				KTM - RS Racing / E15 Racing				
IDEAL LAP TIME : 2:20.922		BEST LAP TIME : 2:21.108			DIFFERENCE : 0.186					

LAP	SECTOR 1	SECTOR 2	SECTOR 3	SECTOR 4	SECTOR 5	LAP TIME	MPH	DIFF	TIME OF DAY
1 -		16.855 130.3	30.787 93.5	32.558	36.663 122.9				10:09:25.462
2 -	27.979	16.699 129.8	29.534 97.1	32.078	36.185 122.6	2:22.475 (2)	92.66	1.367	10:11:47.937
3 -	27.636	16.499 130.0	29.522 97.3	31.814	38.912 123.1	2:24.383 (3)	91.44	3.275	10:14:12.320
4 -	27.594	16.473 131.8	29.035 98.6	32.000	36.006 122.2	2:21.108 (1)	93.56		10:16:33.428

P7	64	Asher DURHAM				Mahindra - Microlise Cresswell Racing				
IDEAL LAP TIME : 2:21.354		BEST LAP TIME : 2:21.424			DIFFERENCE : 0.070					

LAP	SECTOR 1	SECTOR 2	SECTOR 3	SECTOR 4	SECTOR 5	LAP TIME	MPH	DIFF	TIME OF DAY
1 -	OUTLAP	17.101 127.5	30.226 97.1	32.198	36.726 123.3				10:10:38.165
2 -	28.115	16.829 129.3	29.547 98.3	31.686	36.189 123.8	2:22.366 (2)	92.73	0.942	10:13:00.531
3 -	27.730	16.678 129.5	29.282 98.3	31.756	35.978 124.3	2:21.424 (1)	93.35		10:15:21.955

WARM-UP - SECTOR ANALYSIS



SECTOR 1 = FL to I1, SECTOR 2 = I1 to I2, SECTOR 3 = I2 to I3, SECTOR 4 = I3 to I4, SECTOR 5 = I4 to FL, DIFF = Difference To Personal Best Lap, P = Crossed Finish Line in Pit Lane, D = Time Disallowed

P8		3		Richard KERR		KTM - North West Racing						
IDEAL LAP TIME : 2:21.580		BEST LAP TIME : 2:21.645		DIFFERENCE : 0.065								
LAP	SECTOR 1	SECTOR 2	SECTOR 3	SECTOR 4	SECTOR 5	LAP TIME	MPH	DIFF	TIME OF DAY			
1 -	OUTLAP	17.263	125.4	31.555	94.5	32.257	36.572	122.4		10:10:34.339		
2 -	28.326	16.812	126.6	29.542	97.8	31.705	36.182	122.2	2:22.567 (2)	92.60	0.922	10:12:56.906
3 -	27.770	16.637	126.3	29.590	99.2	31.722	35.926	122.2	2:21.645 (1)	93.20		10:15:18.551

P9		34		Liam DELVES		DR-Moto - Stauff Connect Academy / Dr-Moto						
IDEAL LAP TIME : 2:22.861		BEST LAP TIME : 2:22.910		DIFFERENCE : 0.049								
LAP	SECTOR 1	SECTOR 2	SECTOR 3	SECTOR 4	SECTOR 5	LAP TIME	MPH	DIFF	TIME OF DAY			
1 -		17.046	126.3	30.666	95.4	33.098	37.132	121.5				10:09:29.276
2 -	28.293	17.093	125.4	29.994	97.1	32.633	36.565	122.0	2:24.578 (3)	91.31	1.668	10:11:53.854
3 -	28.080	16.990	124.9	29.896	98.1	32.038	36.431	121.5	2:23.435 (2)	92.04	0.525	10:14:17.289
4 -	27.919	16.782	126.8	29.888	97.9	32.087	36.234	121.7	2:22.910 (1)	92.38		10:16:40.199

P10		79		Storm STACEY		Kalex - FPW Racing						
IDEAL LAP TIME : 2:22.782		BEST LAP TIME : 2:23.159		DIFFERENCE : 0.377								
LAP	SECTOR 1	SECTOR 2	SECTOR 3	SECTOR 4	SECTOR 5	LAP TIME	MPH	DIFF	TIME OF DAY			
1 -	OUTLAP	17.160	131.5	31.506	97.1	32.621	36.843	125.2				10:09:32.689
2 -	28.239	16.746	131.0	30.152	98.8	32.456	36.189	125.9	2:23.782 (3)	91.82	0.623	10:11:56.471
3 -	28.223	16.753	129.5	30.043	100.4	31.815	36.325	124.5	2:23.159 (1)	92.22		10:14:19.630
4 -	28.127	16.674	129.8	30.185	99.8	32.078	36.123	124.0	2:23.187 (2)	92.20	0.028	10:16:42.817

P11		41 A		Jan-Ole JÄHNIG		KTM - Freudenbrug / ADAC Hessen Thür.						
IDEAL LAP TIME : 2:22.867		BEST LAP TIME : 2:23.310		DIFFERENCE : 0.443								
LAP	SECTOR 1	SECTOR 2	SECTOR 3	SECTOR 4	SECTOR 5	LAP TIME	MPH	DIFF	TIME OF DAY			
1 -	OUTLAP	16.987	129.3	31.177	96.0	32.567	36.500	125.2				10:09:29.585
2 -	28.504	16.760	131.5	29.976	99.4	31.961	36.279	123.6	2:23.480 (3)	92.01	0.170	10:11:53.065
3 -	28.412	16.678	129.0	29.949	97.3	32.157	36.241	123.1	2:23.437 (2)	92.04	0.127	10:14:16.502
4 -	28.149	16.666	129.5	30.074	93.0	32.279	36.142	122.6	2:23.310 (1)	92.12		10:16:39.812

P12		35		Elliot LODGE		FTR - Spike Racing / SP125						
IDEAL LAP TIME : 2:23.489		BEST LAP TIME : 2:23.499		DIFFERENCE : 0.010								
LAP	SECTOR 1	SECTOR 2	SECTOR 3	SECTOR 4	SECTOR 5	LAP TIME	MPH	DIFF	TIME OF DAY			
1 -	OUTLAP	17.341	124.9	32.004	95.3	33.113	37.639	121.1				10:10:11.566
2 -	28.847	17.017	126.3	30.304	98.2	32.254	36.520	121.3	2:24.942 (3)	91.08	1.443	10:12:36.508
3 -	28.496	16.809	126.1	30.385	98.1	32.300	36.533	122.2	2:24.523 (2)	91.35	1.024	10:15:01.031
4 -	28.276	16.744	126.8	29.824	97.9	32.264	36.391	122.6	2:23.499 (1)	92.00		10:17:24.530

P13		23		Sam LLEWELLYN		KTM - SymCirrus Motorsport						
IDEAL LAP TIME : 2:23.639		BEST LAP TIME : 2:23.770		DIFFERENCE : 0.131								
LAP	SECTOR 1	SECTOR 2	SECTOR 3	SECTOR 4	SECTOR 5	LAP TIME	MPH	DIFF	TIME OF DAY			
1 -	OUTLAP	17.524	126.8	31.533	96.0	33.094	36.816	121.3				10:09:57.643
2 -	28.900	16.974	127.8	30.306	97.5	32.431	37.134	122.0	2:25.745 (3)	90.58	1.975	10:12:23.388
3 -	28.800	16.897	127.5	30.136	96.5	32.649	36.478	122.0	2:24.960 (2)	91.07	1.190	10:14:48.348
4 -	28.576	16.620	128.8	29.817	93.2	32.148	36.609	121.7	2:23.770 (1)	91.82		10:17:12.118

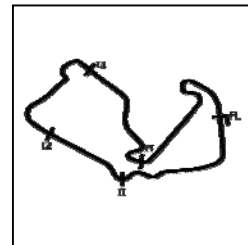
P14		25		Mike BROUWERS		KTM - TEC7-Joma / Brouwersracingteam						
IDEAL LAP TIME : 2:23.536		BEST LAP TIME : 2:24.160		DIFFERENCE : 0.624								
LAP	SECTOR 1	SECTOR 2	SECTOR 3	SECTOR 4	SECTOR 5	LAP TIME	MPH	DIFF	TIME OF DAY			
1 -		17.799	123.3	31.282	95.0	32.872	37.454	117.8				10:09:30.989
2 -	28.346	17.233	123.1	30.045	96.2	32.172	36.724	117.8	2:24.520 (2)	91.35	0.360	10:11:55.509
3 -	28.076	17.074	121.7	30.359	97.6	32.128	36.956	119.1	2:24.593 (3)	91.30	0.433	10:14:20.102
4 -	27.869	16.841	125.2	29.974	98.1	32.492	36.984	117.0	2:24.160 (1)	91.58		10:16:44.262

MCRCB BULLETIN TK222

2017 MCE British Superbike Championship - Round 9

2017 HEL Performance British Motostar GP & ADAC NEC

WARM-UP - SECTOR ANALYSIS



SECTOR 1 = FL to I1, SECTOR 2 = I1 to I2, SECTOR 3 = I2 to I3, SECTOR 4 = I3 to I4, SECTOR 5 = I4 to FL, DIFF = Difference To Personal Best Lap, P = Crossed Finish Line in Pit Lane, D = Time Disallowed

P15 52		Jorel BOERBOOM				Kalex KTM - Fireplace Warehouse							
IDEAL LAP TIME : 2:24.410		BEST LAP TIME : 2:24.519				DIFFERENCE : 0.109							
LAP	SECTOR 1	SECTOR 2		SECTOR 3		SECTOR 4		SECTOR 5	LAP TIME	MPH	DIFF	TIME OF DAY	
1-	OUTLAP	17.238	<i>130.3</i>	31.115	93.2	33.095		<i>36.800</i>	<i>124.0</i>			10:09:32.974	
2-	28.558	17.366	128.8	30.379	97.2	32.667		37.121	122.0	2:26.091 (3)	90.37	1.572	10:11:59.065
3-	28.697	16.903	127.0	30.122	97.2	32.438		36.906	122.0	2:25.066 (2)	91.00	0.547	10:14:24.131
4-	<i>28.512</i>	<i>16.892</i>	127.3	<i>29.944</i>	<i>98.6</i>	<i>32.262</i>		36.909	121.5	<i>2:24.519</i> (1)	<i>91.35</i>		<i>10:16:48.650</i>

P16 61 A		Ernst DUBBINK				Honda - Ernst Dubbink Eveno Racing							
IDEAL LAP TIME : 2:24.776		BEST LAP TIME : 2:24.918				DIFFERENCE : 0.142							
LAP	SECTOR 1	SECTOR 2		SECTOR 3		SECTOR 4		SECTOR 5	LAP TIME	MPH	DIFF	TIME OF DAY	
1-		18.129	124.7	31.216	93.9	33.393		37.267	118.9			10:09:30.980	
2-	28.979	<i>16.753</i>	<i>127.8</i>	30.468	97.9	32.701		36.996	<i>123.1</i>	2:25.897 (3)	90.49	0.979	10:11:56.877
3-	<i>28.494</i>	16.868	126.3	30.350	<i>98.3</i>	<i>32.306</i>		<i>36.900</i>	122.0	<i>2:24.918</i> (1)	<i>91.10</i>		<i>10:14:21.795</i>
4-	28.553	16.878	126.3	<i>30.323</i>	97.2	32.503		36.992	117.4	2:25.249 (2)	90.89	0.331	10:16:47.044

P17 20		Joel MARKLUND				KTM - Marklund Solutions / SP125							
IDEAL LAP TIME : 2:24.693		BEST LAP TIME : 2:25.070				DIFFERENCE : 0.377							
LAP	SECTOR 1	SECTOR 2		SECTOR 3		SECTOR 4		SECTOR 5	LAP TIME	MPH	DIFF	TIME OF DAY	
1-	OUTLAP	16.828	<i>130.3</i>	31.528	92.6	32.899		36.980	119.7			10:09:31.061	
2-	29.122	<i>16.643</i>	126.6	30.473	<i>98.2</i>	32.704		36.930	<i>123.6</i>	2:25.872 (3)	90.50	0.802	10:11:56.933
3-	<i>28.637</i>	16.686	125.6	30.536	97.2	<i>32.333</i>		36.884	122.6	<i>2:25.070</i> (1)	<i>91.00</i>		<i>10:14:22.003</i>
4-	28.633	16.651	127.3	<i>30.345</i>	<i>98.2</i>	32.710		<i>36.741</i>	119.3	2:25.080 (2)	91.00	0.010	10:16:47.083

P18 27		Josh HODGE				KTM - Team HPR							
IDEAL LAP TIME : 2:26.596		BEST LAP TIME : 2:26.796				DIFFERENCE : 0.200							
LAP	SECTOR 1	SECTOR 2		SECTOR 3		SECTOR 4		SECTOR 5	LAP TIME	MPH	DIFF	TIME OF DAY	
1-	OUTLAP	18.014	123.3	32.206	83.2	33.279		37.530	<i>121.1</i>			10:09:32.191	
2-	29.151	17.435	<i>124.9</i>	<i>31.048</i>	<i>95.4</i>	32.692		37.200	120.8	2:27.526 (3)	89.49	0.730	10:11:59.717
3-	28.961	17.297	122.9	31.218	93.5	<i>32.642</i>		37.226	119.3	2:27.344 (2)	89.60	0.548	10:14:27.061
4-	<i>28.788</i>	<i>17.156</i>	124.0	31.165	92.5	32.725		<i>36.962</i>	119.3	<i>2:26.796</i> (1)	<i>89.93</i>		<i>10:16:53.857</i>

P19 54		Sam BURMAN				KTM - TeamWNT / Burman Racing							
IDEAL LAP TIME : 2:26.587		BEST LAP TIME : 2:26.941				DIFFERENCE : 0.354							
LAP	SECTOR 1	SECTOR 2		SECTOR 3		SECTOR 4		SECTOR 5	LAP TIME	MPH	DIFF	TIME OF DAY	
1-	OUTLAP	18.627	124.5	32.750	91.3	33.533		38.074	124.7			10:09:33.599	
2-	28.697	17.037	<i>130.8</i>	<i>30.973</i>	94.6	33.005		37.279	<i>125.0</i>	2:26.991 (2)	89.81	0.050	10:12:00.590
3-	28.653	17.014	128.0	31.261	95.1	<i>32.934</i>		<i>37.079</i>	<i>125.0</i>	<i>2:26.941</i> (1)	<i>89.84</i>		<i>10:14:27.531</i>
4-	<i>28.650</i>	<i>16.951</i>	128.8	31.332	<i>96.5</i>	32.989		37.121	123.8	2:27.043 (3)	89.78	0.102	10:16:54.574

P20 99		Stephen CAMPBELL				Honda - Campbell Racing							
IDEAL LAP TIME : 2:26.978		BEST LAP TIME : 2:26.978				DIFFERENCE : 0.000							
LAP	SECTOR 1	SECTOR 2		SECTOR 3		SECTOR 4		SECTOR 5	LAP TIME	MPH	DIFF	TIME OF DAY	
1-	OUTLAP	18.212	117.7	32.027	92.4	33.687		39.133	112.9			10:09:59.335	
2-	29.558	17.643	<i>119.1</i>	31.251	94.1	32.913		38.113	113.7	2:29.478 (3)	88.32	2.500	10:12:28.813
3-	29.464	17.673	117.1	30.889	95.0	32.554		37.793	<i>113.9</i>	2:28.373 (2)	88.98	1.395	10:14:57.186
4-	<i>29.196</i>	<i>17.353</i>	117.7	<i>30.649</i>	<i>96.1</i>	<i>32.341</i>		<i>37.439</i>	113.5	<i>2:26.978</i> (1)	<i>89.82</i>		<i>10:17:24.164</i>

P21 77 A		Ruben BIJMAN				Honda - B.V. Racing Moto 3							
IDEAL LAP TIME : 2:28.460		BEST LAP TIME : 2:28.541				DIFFERENCE : 0.081							
LAP	SECTOR 1	SECTOR 2		SECTOR 3		SECTOR 4		SECTOR 5	LAP TIME	MPH	DIFF	TIME OF DAY	
1-	OUTLAP	<i>17.406</i>	<i>122.4</i>	32.432	91.8	34.430		39.401	114.3			10:09:37.545	
2-	30.334	18.485	119.8	31.950	89.8	33.582		38.353	114.7	2:32.704 (3)	86.45	4.163	10:12:10.249
3-	<i>29.528</i>	17.679	119.6	31.357	91.4	33.295		37.981	114.3	2:29.840 (2)	88.10	1.299	10:14:40.089
4-	29.561	17.454	119.4	<i>31.117</i>	<i>93.9</i>	<i>32.988</i>		<i>37.427</i>	<i>115.3</i>	<i>2:28.541</i> (1)	<i>88.88</i>		<i>10:17:08.630</i>

Weather / Track : Cloudy / Dry

Silverstone GP

Circuit Length = 3.6673 miles

Start: 10:07 Flag 10:15 End: 10:18

MCRCB BULLETIN TK223**2017 MCE British Superbike Championship - Round 9****2017 HEL Performance British Motostar GP & ADAC NEC****WARM-UP - BEST SPEEDS**

POS	INTERMEDIATE 1		INTERMEDIATE 2		INTERMEDIATE 3		INTERMEDIATE 4		FINISH LINE			
	NO	NAME	MPH	NO	NAME	MPH	NO	NAME	MPH	NO	NAME	MPH
1			15	McMANUS	131.8	47	ARCHER	101.6		79	STACEY	125.9
2			7	GEORGI	131.5	69	BOOTH-AMOS	101.5		7	GEORGI	125.2
3			79	STACEY	131.5	79	STACEY	100.4		41	JÄHNIG	125.2
4			41	JÄHNIG	131.5	17	CARNE	100.3		54	BURMAN	125.0
5			47	ARCHER	130.8	12	RENDELL	99.7		64	DURHAM	124.3
6			54	BURMAN	130.8	41	JÄHNIG	99.4		47	ARCHER	124.0
7			69	BOOTH-AMOS	130.3	3	KERR	99.2		52	BOERBOOM	124.0
8			52	BOERBOOM	130.3	15	McMANUS	98.6		69	BOOTH-AMOS	123.6
9			20	MARKLUND	130.3	52	BOERBOOM	98.6		20	MARKLUND	123.6
10			64	DURHAM	129.5	64	DURHAM	98.3		15	McMANUS	123.1
11			23	LLEWELLYN	128.8	61	DUBBINK	98.3		61	DUBBINK	123.1
12			17	CARNE	128.5	35	LODGE	98.2		12	RENDELL	122.9
13			61	DUBBINK	127.8	20	MARKLUND	98.2		35	LODGE	122.6
14			12	RENDELL	127.0	34	DELVES	98.1		3	KERR	122.4
15			34	DELVES	126.8	25	BROUWERS	98.1		34	DELVES	122.0
16			35	LODGE	126.8	7	GEORGI	97.8		23	LLEWELLYN	122.0
17			3	KERR	126.6	23	LLEWELLYN	97.5		27	HODGE	121.1
18			25	BROUWERS	125.2	54	BURMAN	96.5		17	CARNE	120.6
19			27	HODGE	124.9	99	CAMPBELL	96.1		25	BROUWERS	119.1
20			77	BIJMAN	122.4	27	HODGE	95.4		77	BIJMAN	115.3
21			99	CAMPBELL	119.1	77	BIJMAN	93.9		99	CAMPBELL	113.9

Weather / Track : Cloudy / Dry

Results can be found at www.tsl-timing.com

Silverstone GP

Circuit Length = 3.6673 miles

Start: 10:07 Flag 10:15 End: 10:18

Printed - 10:19 Sunday, 10 September 2017

MCRCB BULLETIN TK224

2017 MCE British Superbike Championship - Round 9

2017 HEL Performance British Motostar GP & ADAC NEC

WARM-UP - BEST SECTORS

POS	SECTOR 1		SECTOR 2		SECTOR 3		SECTOR 4		SECTOR 5		IDEAL / BEST COMPARISON										
	NO	TIME	NO	TIME	NO	TIME	NO	TIME	NO	TIME	POS	NO	NAME	IDEAL	BEST	DIFF					
														PERFECT LAP	2:16.732						
1	69	BOO	26.958	69	BOO	15.925	69	BOO	28.429	69	BOO	30.375	69	BOO	35.045	1	69	BOOTH-AMOS	2:16.732	2:17.436	0.704
2	47	ARC	27.177	47	ARC	16.250	47	ARC	28.826	47	ARC	30.718	47	ARC	35.356	2	47	ARCHER	2:18.327	2:18.365	0.038
3	12	REN	27.287	7	GEO	16.374	12	REN	29.015	17	CAR	31.027	7	GEO	35.623	3	12	RENDELL	2:19.624	2:19.835	0.211
4	17	CAR	27.431	12	REN	16.466	15	McM	29.035	12	REN	31.066	12	REN	35.790	4	17	CARNE	2:20.324	2:20.999	0.675
5	15	McM	27.594	15	McM	16.473	7	GEO	29.270	7	GEO	31.549	17	CAR	35.906	5	7	GEORGI	2:20.813	2:20.940	0.127
6	64	DUR	27.730	17	CAR	16.543	64	DUR	29.282	64	DUR	31.686	3	KER	35.926	6	15	McMANUS	2:20.922	2:21.108	0.186
7	3	KER	27.770	23	LLE	16.620	17	CAR	29.417	3	KER	31.705	64	DUR	35.978	7	64	DURHAM	2:21.354	2:21.424	0.070
8	25	BRO	27.869	3	KER	16.637	3	KER	29.542	15	McM	31.814	15	McM	36.006	8	3	KERR	2:21.580	2:21.645	0.065
9	34	DEL	27.919	20	MAR	16.643	23	LLE	29.817	79	STA	31.815	79	STA	36.123	9	79	STACEY	2:22.782	2:23.159	0.377
10	7	GEO	27.997	41	JÄH	16.666	35	LOD	29.824	41	JÄH	31.961	41	JÄH	36.142	10	34	DELVES	2:22.861	2:22.910	0.049
11	79	STA	28.127	79	STA	16.674	34	DEL	29.888	34	DEL	32.038	34	DEL	36.234	11	41	JÄHNIG	2:22.867	2:23.310	0.443
12	41	JÄH	28.149	64	DUR	16.678	52	BOE	29.944	25	BRO	32.128	35	LOD	36.391	12	35	LODGE	2:23.489	2:23.499	0.010
13	35	LOD	28.276	35	LOD	16.744	41	JÄH	29.949	23	LLE	32.148	23	LLE	36.478	13	25	BROUWERS	2:23.536	2:24.160	0.624
14	61	DUB	28.494	61	DUB	16.753	25	BRO	29.974	35	LOD	32.254	25	BRO	36.724	14	23	LLEWELLYN	2:23.639	2:23.770	0.131
15	52	BOE	28.512	34	DEL	16.782	79	STA	30.043	52	BOE	32.262	20	MAR	36.741	15	52	BOERBOOM	2:24.410	2:24.519	0.109
16	23	LLE	28.576	25	BRO	16.841	61	DUB	30.323	61	DUB	32.306	52	BOE	36.800	16	20	MARKLUND	2:24.693	2:25.070	0.377
17	20	MAR	28.631	52	BOE	16.892	20	MAR	30.345	20	MAR	32.333	61	DUB	36.900	17	61	DUBBINK	2:24.776	2:24.918	0.142
18	54	BUR	28.650	54	BUR	16.951	99	CAM	30.649	99	CAM	32.341	27	HOD	36.962	18	54	BURMAN	2:26.587	2:26.941	0.354
19	27	HOD	28.788	27	HOD	17.156	54	BUR	30.973	27	HOD	32.642	54	BUR	37.079	19	27	HODGE	2:26.596	2:26.796	0.200
20	99	CAM	29.196	99	CAM	17.353	27	HOD	31.048	54	BUR	32.934	77	BIJ	37.427	20	99	CAMPBELL	2:26.978	2:26.978	0.000
21	77	BIJ	29.528	77	BIJ	17.406	77	BIJ	31.111	77	BIJ	32.988	99	CAM	37.439	21	77	BIJMAN	2:28.460	2:28.541	0.081

Weather / Track : Cloudy / Dry

Results can be found at www.tsl-timing.com

Silverstone GP

Circuit Length = 3.6673 miles

Start: 10:07 Flag 10:15 End: 10:18

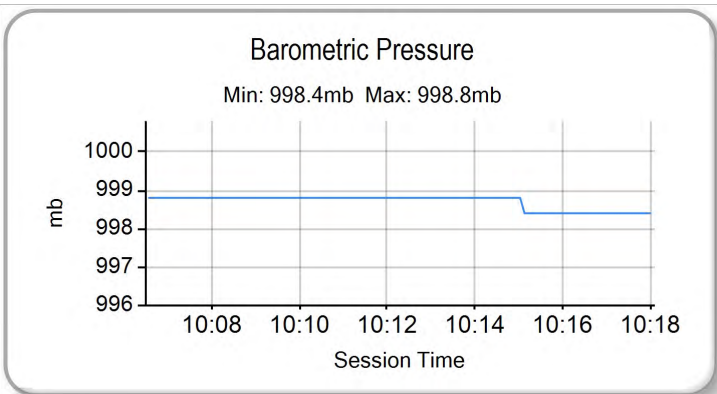
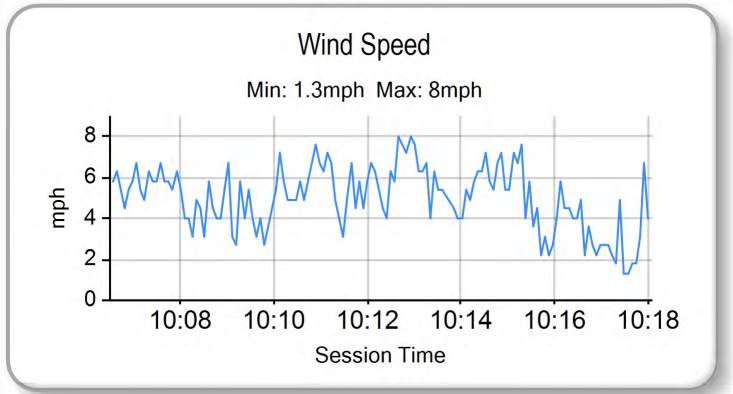
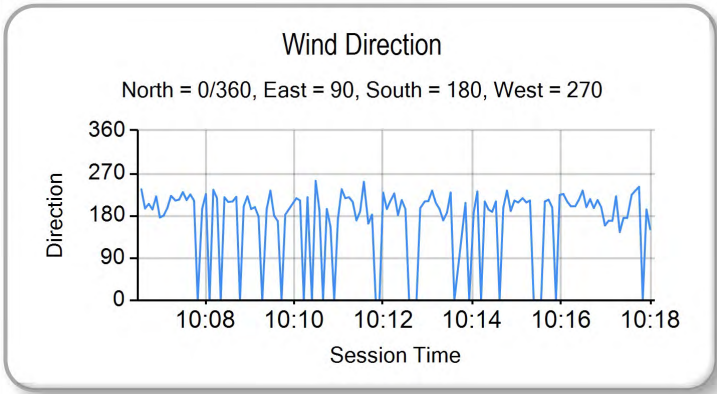
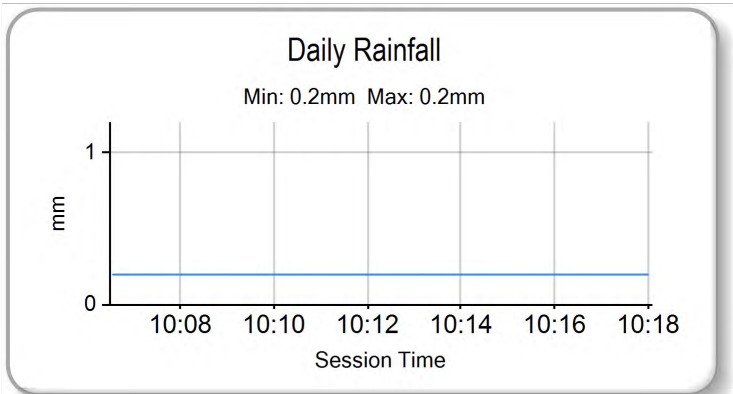
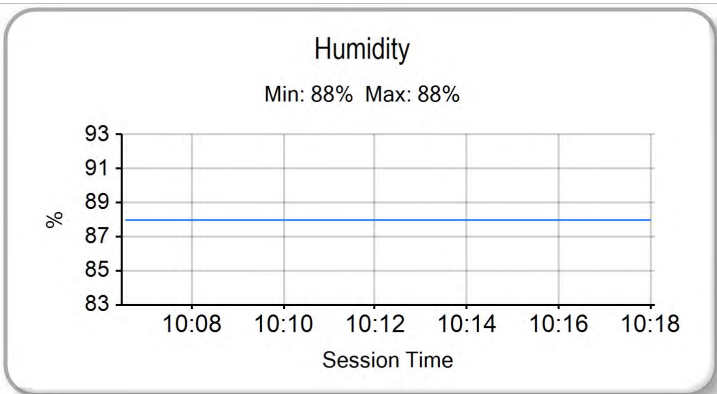
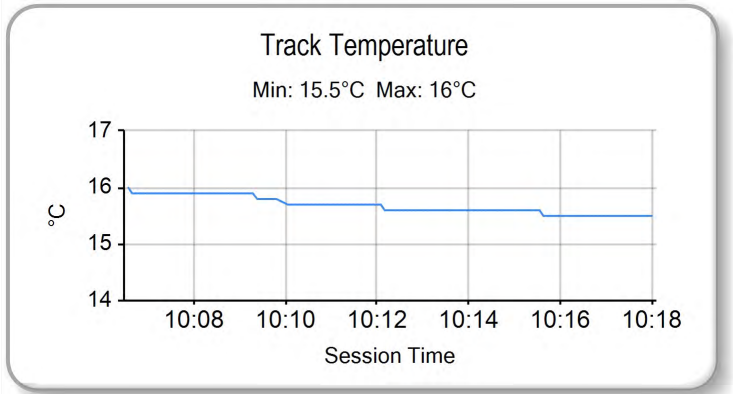
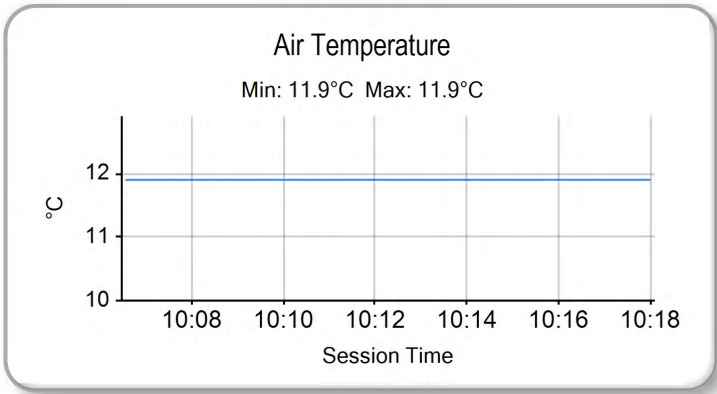
Printed - 10:19 Sunday, 10 September 2017

MCRCB BULLETIN TK225

2017 MCE British Superbike Championship - Round 9

2017 HEL Performance British Motostar GP & ADAC NEC

WARM-UP - WEATHER CONDITIONS



Weather / Track : Cloudy / Dry

Results can be found at www.tsl-timing.com

Silverstone GP
Circuit Length = 3.6673 miles
Start: 10:07 Flag 10:15 End: 10:18

Printed - 10:19 Sunday, 10 September 2017



ROW 8		22	17	Tom CARNE					
ROW 7	21	7	Tim GEORGI	20	20	Joel MARKLUND	19	35	Elliot LODGE
ROW 6	18	54	Sam BURMAN	17	77	Ruben BIJMAN	16	27	Josh HODGE
ROW 5	15	61	Ernst DUBBINK	14	41	Jan-Ole JÄHNIG	13	99	Stephen CAMPBELL
ROW 4	12	64	Asher DURHAM	11	34	Liam DELVES	10	23	Sam LLEWELLYN
ROW 3	9	25	Mike BROUWERS	8	15	Eugene McMANUS	7	52	Jorel BOERBOOM
ROW 2	6	79	Storm STACEY	5	12	Edward RENDELL	4	3	Richard KERR
ROW 1	3	44	Edmund BEST	2	47	Jake ARCHER	1	69	Tom BOOTH-AMOS
									Pole

Silverstone GP
Circuit Length = 3.6673 miles

These results are provisional until the conclusion of any judicial and technical matters.

Race Director :	Stewards :	Timekeeper :
-----------------	------------	--------------

Results can be found at www.britishsuperbike.com

Printed - 10:22 Sunday, 10 September 2017





POS	NO	CL	PIC NAME	ENTRY	LAPS	TIME	GAP	DIFF	MPH	BEST	ON
1	4	A	1 Leon ORGIS	Honda NSF - Kiefer Racing	10	23:59.058			91.74	2:23.192	6
2	1	A	2 Dirk GEIGER	Honda NSF - Kiefer Racing	10	23:59.064	0.006	0.006	91.74	2:22.985	8
3	49	A	3 Phillipp FREITAG	Honda NSF - F. Koch Rennsport	10	23:59.130	0.072	0.066	91.73	2:23.038	2
4	30		1 Max COOK	Honda NSF - Wilson Racing	10	23:59.247	0.189	0.117	91.73	2:22.658	5
5	19		2 Victor RODRIGUEZ	Honda NSF - GA Competition	10	23:59.456	0.398	0.209	91.71	2:23.141	6
6	9	A	4 Luca de VLEESCHAUWER	Honda NSF - Tuybens Honda Center	10	23:59.482	0.424	0.026	91.71	2:22.496	7
7	52	A	5 Oliver KÖNIG	Honda NSF -	10	23:59.776	0.718	0.294	91.69	2:22.280	10
8	3	A	6 Toni ERHARD	Honda NSF - Kiefer Racing	10	23:59.821	0.763	0.045	91.69	2:22.561	10
9	33	A	7 Rick DUNNIK	Honda NSF - HD Racing	10	24:00.472	1.414	0.651	91.65	2:22.772	10
10	6	A	8 Jeffrey BUIS	Honda NSF - Ernst Dubbink Eveno Racing	10	24:01.129	2.071	0.657	91.61	2:23.081	10
11	54	A	9 Lukas FALCK	Honda NSF -	10	24:01.135	2.077	0.006	91.61	2:22.910	10
12	2		3 Thomas STRUDWICK	Honda NSF - Case Moto Rapido Moto3	10	24:01.443	2.385	0.308	91.59	2:23.036	2
13	55		4 Jack SCOTT	Honda NSF - J J Racing	10	24:01.502	2.444	0.059	91.58	2:22.776	10
14	72		5 Cameron HORSMAN	Honda NSF - Nova / FAB Racing	10	24:15.499	16.441	13.997	90.70	2:23.649	3
15	37	A	10 Paul FRÖDE	Honda NSF - Team RAS Intact GP	10	24:23.040	23.982	7.541	90.23	2:24.739	4
16	95		6 Ross TURNER	Honda NSF - RedRat Racing	10	24:27.759	28.701	4.719	89.94	2:25.192	9
17	56		7 Charlie ATKINS	Honda NSF - Wilson Racing	10	24:27.926	28.868	0.167	89.93	2:25.811	3
18	89		8 T. Fox MORETON	Honda NSF - Banks Racing / Moto Engineering	10	24:28.413	29.355	0.487	89.90	2:24.757	5
19	26		9 Scott OGDEN	Honda NSF - Cresswell Racing	10	24:28.631	29.573	0.218	89.89	2:25.558	7
20	66	A	11 Dion OTTEN	Honda NSF - Dion #66 Otten Racing	10	24:29.742	30.684	1.111	89.82	2:26.078	2
21	13		10 Jacob CLARK	Honda NSF - Wilson Racing	10	24:42.784	43.726	13.042	89.03	2:26.650	3
22	24		11 Shane FABER	Honda NSF - SymCirrus Motorsport / Shane Faber I	10	24:42.851	43.793	0.067	89.03	2:26.518	3
23	81		12 Myles WASLEY	Honda NSF - Aqua Construction & Cannock Site Se	10	24:52.913	53.855	10.062	88.43	2:27.389	8
24	11	A	12 Lotte UHRE	Honda NSF -	10	24:54.688	55.630	1.775	88.32	2:27.706	10
25	22	A	13 Marie MENDE	Honda NSF - ADAC Sachsen e.V.	10	24:56.246	57.188	1.558	88.23	2:28.162	7
26	65	A	14 Filip REHACEK	Honda NSF - Brno Circuit Junior Racing Team	10	25:26.257	1:27.199	30.011	86.50	2:30.889	2
27	50		13 Aditya BEHAL	Honda NSF - Microlise Cresswell Racing	10	25:45.854	1:46.796	19.597	85.40	2:31.811	2

NOT CLASSIFIED

DNF	46	A	Tino HOLE	Honda NSF -	8	19:44.468	2 Laps	2 Laps	89.17	2:26.614	4
DNF	45		Scott SWANN	Honda NSF - Swann Racing	8	19:44.867	2 Laps	0.399	89.14	2:26.661	4
DNF	8	A	Marvin SIEBDRATH	Honda NSF - Team RAS Intact GP	2	4:55.652	8 Laps	6 Laps	89.31	2:24.468	2
DNF	48		Ewan POTTER	Honda NSF -	0						

FASTEST LAP

52	A	Oliver KÖNIG	Honda NSF -	10	2:22.280	92.79 mph	149.33 kph
30		Max COOK	Honda NSF - Wilson Racing	5	2:22.658	92.54 mph	148.93 kph

Silverstone GP

Circuit Length = 3.6673 miles

Start: 10:46 Flag 11:10 End: 11:12

Weather / Track : Overcast / Dry

These results are provisional until the conclusion of any judicial and technical matters.

Race Director :	Stewards :	Timekeeper :
-----------------	------------	--------------

Results can be found at www.britishsuperbike.com

Printed - 11:12 Sunday, 10 September 2017



MCRCB BULLETIN TK235

2017 MCE British Superbike Championship - Round 9

2017 HEL Performance British Motostar Std & ADAC NEC

RACE 7 - LAP CHART

LAP 1 @ 10:48:48.220			50	18.637	2:31.811	50	39.027	2:34.709	50	1:02.876	2:35.059	50	1:24.344	2:34.216
NO	BEHIND	LAP TIME	LAP 3 @ 10:53:36.077			LAP 5 @ 10:58:23.127			LAP 7 @ 11:03:09.850			LAP 9 @ 11:07:57.698		
NO	BEHIND	LAP TIME	NO	BEHIND	LAP TIME	NO	BEHIND	LAP TIME	NO	BEHIND	LAP TIME	NO	BEHIND	LAP TIME
30		2:25.949	19		2:23.423	30		2:22.658	30		2:23.184	49		2:23.410
19	1.203	2:27.152	30	0.057	2:24.160	2	0.292	2:23.495	19	0.176	2:23.392	19	0.056	2:24.059
2	1.290	2:27.239	2	0.083	2:23.614	19	0.366	2:23.521	2	0.283	2:23.424	4	0.125	2:23.990
1	1.539	2:27.488	49	0.220	2:23.260	4	0.468	2:23.221	4	0.478	2:23.541	30	0.343	2:24.507
49	1.779	2:27.728	1	0.273	2:23.196	1	0.515	2:23.391	49	0.800	2:23.472	1	0.471	2:24.436
4	1.850	2:27.799	4	0.442	2:23.245	49	0.959	2:23.898	1	0.898	2:23.852	9	0.502	2:23.428
54	2.074	2:28.023	52	2.878	2:24.460	3	3.028	2:22.997	9	2.115	2:22.496	2	0.704	2:24.406
52	2.635	2:28.584	33	2.902	2:24.414	9	3.059	2:23.167	52	3.590	2:22.906	3	1.833	2:22.858
33	2.906	2:28.855	54	3.073	2:24.478	33	3.572	2:23.212	3	3.634	2:23.375	52	2.069	2:23.371
55	2.914	2:28.863	9	3.084	2:24.276	52	3.896	2:23.639	54	3.680	2:23.341	33	2.273	2:23.488
3	2.987	2:28.936	3	3.380	2:24.705	54	3.957	2:23.457	33	3.804	2:23.646	6	2.621	2:23.130
6	3.066	2:29.015	6	3.759	2:23.946	6	4.008	2:23.144	6	3.994	2:23.266	54	2.798	2:23.359
9	3.390	2:29.339	55	4.053	2:23.808	55	4.381	2:23.408	55	4.293	2:22.932	55	3.299	2:23.024
37	4.651	2:30.600	37	6.551	2:24.789	72	7.753	2:24.218	72	11.099	2:25.311	72	14.303	2:25.536
66	4.764	2:30.713	72	6.680	2:23.649	37	9.598	2:25.358	37	16.409	2:27.125	37	20.614	2:25.771
8	5.235	2:31.184	66	9.400	2:26.415	66	15.108	2:26.209	66	21.743	2:26.801	95	26.162	2:25.192
56	5.513	2:31.462	56	9.493	2:25.811	95	15.181	2:26.202	89	22.003	2:26.212	56	26.609	2:25.892
95	5.643	2:31.592	95	9.524	2:25.717	56	15.264	2:26.045	56	22.117	2:26.977	66	27.147	2:26.246
72	5.878	2:31.827	89	12.536	2:26.417	89	15.590	2:24.757	95	22.272	2:27.054	89	27.518	2:26.923
45	6.394	2:32.343	26	12.646	2:27.181	26	17.421	2:25.924	26	22.856	2:25.558	26	27.576	2:26.032
26	6.786	2:32.735	45	13.364	2:27.464	45	20.150	2:27.175	45	28.869	2:27.956	13	38.555	2:29.442
89	7.006	2:32.955	46	13.419	2:26.935	13	20.320	2:27.068	13	28.919	2:27.974	24	39.945	2:30.416
13	7.189	2:33.138	13	13.542	2:26.650	24	20.501	2:26.970	24	29.103	2:27.923	81	49.216	2:29.530
46	7.522	2:33.471	24	13.976	2:26.518	46	20.778	2:27.795	46	29.213	2:27.566	11	51.555	2:30.097
24	7.663	2:33.612	81	20.030	2:28.924	81	29.996	2:28.099	11	40.102	2:27.892	22	52.285	2:31.206
81	9.633	2:35.582	22	20.618	2:28.577	22	30.700	2:28.586	81	40.145	2:28.211	65	1:17.061	2:33.845
22	9.984	2:35.933	11	20.658	2:28.905	11	30.718	2:28.328	22	40.470	2:28.162	50	1:35.861	2:35.681
11	10.054	2:36.003	65	25.430	2:31.595	65	41.939	2:31.831	65	59.322	2:31.844			
50	10.580	2:36.529	50	28.165	2:33.631	50	51.324	2:35.500	50	1:13.812	2:34.152			
65	10.803	2:36.752												
LAP 2 @ 10:51:11.974			LAP 4 @ 10:55:59.924			LAP 6 @ 11:00:46.634			LAP 8 @ 11:05:33.534			LAP 10 @ 11:10:21.329		
NO	BEHIND	LAP TIME	NO	BEHIND	LAP TIME	NO	BEHIND	LAP TIME	NO	BEHIND	LAP TIME	NO	BEHIND	LAP TIME
30		2:23.754	2		2:23.764	19		2:23.141	30		2:23.684	4		2:23.506
2	0.572	2:23.036	19	0.048	2:23.895	30	0.032	2:23.539	19	0.161	2:23.669	1	0.006	2:23.166
19	0.680	2:23.231	49	0.264	2:23.891	2	0.075	2:23.290	1	0.199	2:22.985	49	0.072	2:23.703
49	1.063	2:23.038	1	0.327	2:23.901	4	0.153	2:23.192	4	0.299	2:23.505	30	0.189	2:23.477
1	1.180	2:23.395	4	0.450	2:23.855	1	0.262	2:23.254	1	0.462	2:23.863	19	0.398	2:23.973
4	1.300	2:23.204	30	0.545	2:24.335	49	0.544	2:23.092	4	0.754	2:23.638	9	0.424	2:23.553
52	2.521	2:23.640	9	3.095	2:23.858	9	2.835	2:23.283	49	0.754	2:23.638	52	0.718	2:22.280
33	2.591	2:23.439	3	3.234	2:23.701	33	3.374	2:23.309	9	1.238	2:22.807	3	0.763	2:22.561
54	2.698	2:24.378	52	3.460	2:24.429	3	3.475	2:23.954	52	2.862	2:22.956	33	1.414	2:22.772
3	2.778	2:23.545	33	3.563	2:24.508	54	3.555	2:23.105	33	2.949	2:22.829	6	2.071	2:23.081
9	2.911	2:23.275	54	3.703	2:24.477	52	3.900	2:23.511	3	3.139	2:23.189	54	2.077	2:22.910
6	3.916	2:24.604	6	4.067	2:24.155	6	3.944	2:23.443	54	3.603	2:23.607	2	2.385	2:25.312
55	4.348	2:25.188	55	4.176	2:23.970	55	4.577	2:23.703	6	3.655	2:23.345	55	2.444	2:22.776
37	5.865	2:24.968	72	6.738	2:23.905	72	9.004	2:24.758	55	4.439	2:23.830	72	16.441	2:25.769
8	5.949	2:24.468	37	7.443	2:24.739	37	12.500	2:26.409	72	12.931	2:25.516	37	23.982	2:26.999
66	7.088	2:26.078	66	12.102	2:26.549	66	18.158	2:26.557	37	19.007	2:26.282	95	28.701	2:26.170
72	7.134	2:25.010	95	12.182	2:26.505	56	18.356	2:26.599	89	24.759	2:26.440	56	28.868	2:25.890
56	7.785	2:26.026	56	12.422	2:26.776	56	18.356	2:26.599	56	24.881	2:26.448	89	29.355	2:25.468
95	7.910	2:26.021	89	14.036	2:25.347	95	18.434	2:26.760	66	25.065	2:27.006	26	29.573	2:25.628
26	9.568	2:26.536	26	14.700	2:25.901	89	19.007	2:26.924	95	25.134	2:26.546	66	30.684	2:27.168
45	10.003	2:27.363	45	16.178	2:26.661	26	20.514	2:26.600	26	25.708	2:26.536	13	43.726	2:28.802
89	10.222	2:26.970	46	16.186	2:26.614	45	24.129	2:27.486	46	33.205	2:27.676	24	43.793	2:27.479
46	10.587	2:26.819	13	16.455	2:26.760	13	24.161	2:27.348	13	33.277	2:28.042	81	53.855	2:28.270
13	10.995	2:27.560	24	16.734	2:26.605	24	24.396	2:27.402	45	33.604	2:28.419	11	55.630	2:27.706
24	11.561	2:27.652	81	25.100	2:28.917	46	24.863	2:27.592	24	33.693	2:28.274	22	57.188	2:28.534
81	15.209	2:29.330	22	25.317	2:28.546	81	35.150	2:28.661	81	43.850	2:27.389	65	1:27.199	2:33.769
11	15.856	2:29.556	11	25.593	2:28.782	11	35.426	2:28.215	22	45.243	2:28.457	50	1:46.796	2:34.566
22	16.144	2:29.914	65	33.311	2:31.728	22	35.524	2:28.331	11	45.622	2:29.204			
65	17.938	2:30.889				65	50.694	2:32.262	65	1:07.380	2:31.742			

Silverstone GP

Circuit Length = 3.6673 miles

Start: 10:46 Flag 11:10 End: 11:12

Weather / Track : Overcast / Dry

Results can be found at www.tsl-timing.com

Printed - 11:13 Sunday, 10 September 2017

MCRCB BULLETIN TK236

2017 MCE British Superbike Championship - Round 9

2017 HEL Performance British Motostar Std & ADAC NEC

RACE 7 - POSITION CHART

No	Name	Lap										
		Pos	1	2	3	4	5	6	7	8	9	10
49	FREITAG	1	30	30	19	2	30	19	30	30	49	4
30	COOK	2	19	2	30	19	2	30	19	19	19	1
4	ORGIS	3	2	19	2	49	19	2	2	1	4	49
1	GEIGER	4	1	49	49	1	4	4	4	4	30	30
19	RODRIGUEZ	5	49	1	1	4	1	1	49	2	1	19
9	VLEESCHAUWER	6	4	4	4	30	49	49	1	49	9	9
2	STRUDWICK	7	54	52	52	9	3	9	9	9	2	52
52	KÖNIG	8	52	33	33	3	9	33	52	52	3	3
3	ERHARD	9	33	54	54	52	33	3	3	33	52	33
33	DUNNIK	10	55	3	9	33	52	54	54	3	33	6
66	OTTEN	11	3	9	3	54	54	52	33	54	6	54
54	FALCK	12	6	6	6	6	6	6	6	6	54	2
8	SIEBDRATH	13	9	55	55	55	55	55	55	55	55	55
56	ATKINS	14	37	37	37	72	72	72	72	72	72	72
6	BUIS	15	66	8	72	37	37	37	37	37	37	37
55	SCOTT	16	8	66	66	66	66	66	66	89	95	95
95	TURNER	17	56	72	56	95	95	56	89	56	56	56
45	SWANN	18	95	56	95	56	56	95	56	66	66	89
37	FRÖDE	19	72	95	89	89	89	89	95	95	89	26
72	HORSMAN	20	45	26	26	26	26	26	26	26	26	66
26	OGDEN	21	26	45	45	45	45	45	45	46	13	13
13	CLARK	22	89	89	46	46	13	13	13	13	24	24
24	FABER	23	13	46	13	13	24	24	24	45	81	81
89	MORETON	24	46	13	24	24	46	46	46	24	11	11
46	HOLE	25	24	24	81	81	81	81	11	81	22	22
81	WASLEY	26	81	81	22	22	22	11	81	22	65	65
48	POTTER	27	22	11	11	11	11	22	22	11	50	50
11	UHRE	28	11	22	65	65	65	65	65	65		
22	MENDE	29	50	65	50	50	50	50	50	50		
50	BEHAL	30	65	50								
65	REHACEK	31										

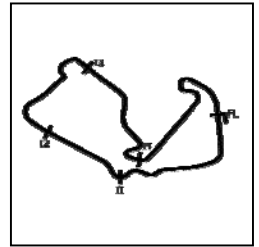
Weather / Track : Overcast / Dry

Results can be found at www.tsl-timing.com

Silverstone GP
 Circuit Length = 3.6673 miles
 Start: 10:46 Flag 11:10 End: 11:12

Printed - 11:13 Sunday, 10 September 2017

RACE 7 - SECTOR ANALYSIS



SECTOR 1 = FL to I1, SECTOR 2 = I1 to I2, SECTOR 3 = I2 to I3, SECTOR 4 = I3 to I4, SECTOR 5 = I4 to FL, DIFF = Difference To Personal Best Lap, P = Crossed Finish Line in Pit Lane, D = Time Disallowed

P1		4 A		Leon ORGIS		Honda NSF - Kiefer Racing						
IDEAL LAP TIME : 2:22.299		BEST LAP TIME : 2:23.192		DIFFERENCE : 0.893								
LAP	SECTOR 1	SECTOR 2	SECTOR 3	SECTOR 4	SECTOR 5	LAP TIME	MPH	DIFF	TIME OF DAY			
1-		16.741	123.3	30.522	98.9	32.517	36.506	120.4	2:27.799	89.32	4.607	10:48:50.070
2-	28.670	16.660	125.2	29.729	98.3	32.051	36.094	120.4	2:23.204 (2)	92.19	0.012	10:51:13.274
3-	28.485	16.485	125.6	29.786	100.3	32.224	36.265	120.0	2:23.245	92.16	0.053	10:53:36.519
4-	28.815	16.832	121.3	29.990	98.3	32.042	36.176	119.7	2:23.855	91.77	0.663	10:56:00.374
5-	28.498	16.823	121.1	29.673	99.4	31.712	36.515	118.9	2:23.221 (3)	92.18	0.029	10:58:23.595
6-	28.605	16.665	123.3	29.754	98.9	31.956	36.212	119.5	2:23.192 (1)	92.20		11:00:46.787
7-	28.427	17.048	122.4	29.848	99.4	31.963	36.255	118.4	2:23.541	91.97	0.349	11:03:10.328
8-	28.619	16.895	123.3	29.853	99.4	31.652	36.486	118.4	2:23.505	91.99	0.313	11:05:33.833
9-	28.600	16.826	120.4	30.229	97.2	31.800	36.535	119.5	2:23.990	91.68	0.798	11:07:57.823
10-	28.395	16.984	122.4	30.078	101.2	31.737	36.312	115.3	2:23.506	91.99	0.314	11:10:21.329

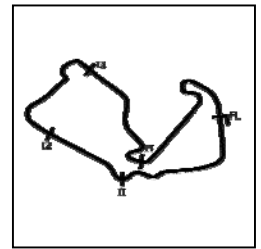
P2		1 A		Dirk GEIGER		Honda NSF - Kiefer Racing						
IDEAL LAP TIME : 2:22.308		BEST LAP TIME : 2:22.985		DIFFERENCE : 0.677								
LAP	SECTOR 1	SECTOR 2	SECTOR 3	SECTOR 4	SECTOR 5	LAP TIME	MPH	DIFF	TIME OF DAY			
1-		16.881	122.6	30.629	97.8	32.312	36.522	118.2	2:27.488	89.51	4.503	10:48:49.759
2-	28.427	16.833	125.9	30.030	97.9	31.827	36.278	119.5	2:23.395	92.07	0.410	10:51:13.154
3-	28.326	16.682	125.4	29.803	98.9	32.188	36.197	120.6	2:23.196 (3)	92.19	0.211	10:53:36.350
4-	28.611	16.794	124.0	30.261	94.9	32.023	36.212	118.7	2:23.901	91.74	0.916	10:56:00.251
5-	28.397	16.972	120.2	30.062	98.6	31.707	36.253	118.2	2:23.391	92.07	0.406	10:58:23.642
6-	28.648	16.626	124.9	29.831	98.8	31.983	36.166	120.2	2:23.254	92.16	0.269	11:00:46.896
7-	28.916	16.592	127.0	29.932	98.6	32.245	36.167	120.0	2:23.852	91.77	0.867	11:03:10.748
8-	28.346	16.806	121.1	29.918	99.2	31.923	35.992	117.6	2:22.985 (1)	92.33		11:05:33.733
9-	28.362	17.174	119.6	30.602	98.3	31.854	36.444	119.7	2:24.436	91.40	1.451	11:07:58.169
10-	28.300	16.810	121.5	29.717	97.8	32.129	36.210	114.3	2:23.166 (2)	92.21	0.181	11:10:21.335

P3		49 A		Phillipp FREITAG		Honda NSF - F. Koch Rennsport						
IDEAL LAP TIME : 2:22.499		BEST LAP TIME : 2:23.038		DIFFERENCE : 0.539								
LAP	SECTOR 1	SECTOR 2	SECTOR 3	SECTOR 4	SECTOR 5	LAP TIME	MPH	DIFF	TIME OF DAY			
1-		17.076	123.3	30.286	96.1	33.135	36.343	119.5	2:27.728	89.36	4.690	10:48:49.999
2-	28.457	16.629	128.5	29.863	97.8	31.832	36.257	118.7	2:23.038 (1)	92.29		10:51:13.037
3-	28.320	16.781	125.2	29.761	98.2	32.104	36.294	120.2	2:23.260 (3)	92.15	0.222	10:53:36.297
4-	28.900	16.585	124.9	30.189	92.1	31.958	36.259	119.1	2:23.891	91.75	0.853	10:56:00.188
5-	28.957	16.765	124.5	30.210	97.9	31.703	36.263	118.7	2:23.898	91.74	0.860	10:58:24.086
6-	28.462	16.897	124.7	29.776	98.6	31.787	36.170	119.7	2:23.092 (2)	92.26	0.054	11:00:47.178
7-	28.887	16.545	128.0	29.983	98.6	31.782	36.275	119.5	2:23.472	92.02	0.434	11:03:10.650
8-	28.660	16.570	123.8	30.294	98.5	31.827	36.287	119.1	2:23.638	91.91	0.600	11:05:34.288
9-	28.600	16.590	125.2	29.863	96.4	31.771	36.586	116.6	2:23.410	92.06	0.372	11:07:57.698
10-	28.356	17.130	120.9	30.017	99.4	31.724	36.476	118.9	2:23.703	91.87	0.665	11:10:21.401

P4		30		Max COOK		Honda NSF - Wilson Racing						
IDEAL LAP TIME : 2:21.993		BEST LAP TIME : 2:22.658		DIFFERENCE : 0.665								
LAP	SECTOR 1	SECTOR 2	SECTOR 3	SECTOR 4	SECTOR 5	LAP TIME	MPH	DIFF	TIME OF DAY			
1-		17.005	121.3	30.026	96.8	31.954	36.527	117.0	2:25.949	90.45	3.291	10:48:48.220
2-	28.613	16.903	121.7	29.779	96.9	31.846	36.613	116.1	2:23.754	91.84	1.096	10:51:11.974
3-	28.627	16.996	120.0	29.881	97.9	32.088	36.568	116.8	2:24.160	91.58	1.502	10:53:36.134
4-	28.247	17.377	118.1	30.318	96.5	32.271	36.122	122.0	2:24.335	91.47	1.677	10:56:00.469
5-	28.513	16.672	122.4	29.426	97.2	31.579	36.468	116.3	2:22.658 (1)	92.54		10:58:23.127
6-	28.488	17.039	120.4	29.689	96.1	31.760	36.563	117.2	2:23.539	91.97	0.881	11:00:46.666
7-	28.838	16.739	121.5	29.575	96.4	31.683	36.349	116.6	2:23.184 (2)	92.20	0.526	11:03:09.850
8-	28.771	17.051	121.5	29.761	96.2	31.696	36.405	116.1	2:23.684	91.88	1.026	11:05:33.534
9-	28.700	17.030	119.4	30.391	97.9	31.938	36.448	120.8	2:24.507	91.36	1.849	11:07:58.041
10-	28.565	16.690	123.3	30.564	99.5	31.589	36.069	120.4	2:23.477 (3)	92.01	0.819	11:10:21.518

P5		19		Victor RODRIGUEZ		Honda NSF - GA Competition					
IDEAL LAP TIME : 2:22.211		BEST LAP TIME : 2:23.141		DIFFERENCE : 0.930							
LAP	SECTOR 1	SECTOR 2	SECTOR 3	SECTOR 4	SECTOR 5	LAP TIME	MPH	DIFF	TIME OF DAY		

RACE 7 - SECTOR ANALYSIS



SECTOR 1 = FL to I1, SECTOR 2 = I1 to I2, SECTOR 3 = I2 to I3, SECTOR 4 = I3 to I4, SECTOR 5 = I4 to FL, DIFF = Difference To Personal Best Lap, P = Crossed Finish Line in Pit Lane, D = Time Disallowed

1 -		17.004	123.1	30.316	98.2	32.116	36.698	115.5	2:27.152	89.71	4.011	10:48:49.423
2 -	28.590	16.795	123.3	29.799	97.8	31.730	36.317	119.1	2:23.231 (2)	92.17	0.090	10:51:12.654
3 -	28.315	16.750	122.2	29.837	98.5	32.168	36.353	115.3	2:23.423	92.05	0.282	10:53:36.077
4 -	28.475	17.185	118.5	30.067	94.6	31.708	36.460	116.6	2:23.895	91.75	0.754	10:55:59.972
5 -	28.353	17.396	122.2	30.053	99.5	31.461	36.258	119.5	2:23.521	91.98	0.380	10:58:23.493
6 -	28.525	16.825	122.6	29.577	96.8	31.797	36.417	115.1	2:23.141 (1)	92.23		11:00:46.634
7 -	29.047	16.644	124.9	29.560	97.5	31.737	36.404	117.0	2:23.392 (3)	92.07	0.251	11:03:10.026
8 -	28.561	17.195	121.7	29.732	96.8	31.950	36.231	117.6	2:23.669	91.89	0.528	11:05:33.695
9 -	28.859	16.746	124.0	30.116	96.5	32.062	36.276	118.2	2:24.059	91.64	0.918	11:07:57.754
10 -	28.609	16.897	122.2	30.175	100.0	31.814	36.478	119.5	2:23.973	91.70	0.832	11:10:21.727

P6	9 A	Luca de VLEESCHAUWER					Honda NSF - Tuybens Honda Center					
IDEAL LAP TIME : 2:21.462		BEST LAP TIME : 2:22.496			DIFFERENCE : 1.034							
LAP	SECTOR 1	SECTOR 2	SECTOR 3	SECTOR 4	SECTOR 5	LAP TIME	MPH	DIFF	TIME OF DAY			
1 -		16.752	127.5	30.687	96.4	32.578	37.644	120.8	2:29.339	88.40	6.843	10:48:51.610
2 -	28.375	16.669	129.5	29.773	97.1	32.134	36.324	122.0	2:23.275	92.14	0.779	10:51:14.885
3 -	28.690	16.505	127.3	30.368	98.5	32.233	36.480	121.3	2:24.276	91.50	1.780	10:53:39.161
4 -	28.717	16.645	126.8	29.565	96.5	32.088	36.843	117.6	2:23.858	91.77	1.362	10:56:03.019
5 -	28.323	16.949	125.2	29.737	98.1	31.684	36.474	118.4	2:23.167 (3)	92.21	0.671	10:58:26.186
6 -	28.839	16.745	124.7	29.345	96.0	31.702	36.652	115.3	2:23.283	92.14	0.787	11:00:49.469
7 -	28.176	16.885	124.7	29.383	97.6	31.707	36.345	119.1	2:22.496 (1)	92.65		11:03:11.965
8 -	28.031	16.842	125.9	29.470	98.6	31.872	36.592	119.7	2:22.807 (2)	92.44	0.311	11:05:34.772
9 -	28.207	16.852	126.1	30.221	98.1	31.849	36.299	121.3	2:23.428	92.04	0.932	11:07:58.200
10 -	28.511	16.586	124.9	30.875	98.5	31.450	36.131	121.1	2:23.553	91.96	1.057	11:10:21.753

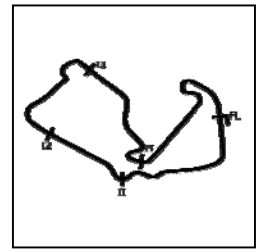
P7	52 A	Oliver KÖNIG					Honda NSF -					
IDEAL LAP TIME : 2:21.577		BEST LAP TIME : 2:22.280			DIFFERENCE : 0.703							
LAP	SECTOR 1	SECTOR 2	SECTOR 3	SECTOR 4	SECTOR 5	LAP TIME	MPH	DIFF	TIME OF DAY			
1 -		16.595	127.5	30.957	96.1	32.289	36.852	117.8	2:28.584	88.85	6.304	10:48:50.855
2 -	28.688	16.549	128.3	29.934	97.8	31.786	36.683	116.3	2:23.640	91.91	1.360	10:51:14.495
3 -	28.512	16.844	124.7	30.430	98.3	32.227	36.447	116.3	2:24.460	91.39	2.180	10:53:38.955
4 -	28.707	16.966	121.1	30.050	96.4	32.159	36.547	117.4	2:24.429	91.41	2.149	10:56:03.384
5 -	28.303	16.742	124.9	29.753	99.7	32.045	36.796	119.3	2:23.639	91.91	1.359	10:58:27.023
6 -	28.374	16.605	127.3	30.124	99.1	32.026	36.382	119.3	2:23.511	91.99	1.231	11:00:50.534
7 -	28.349	16.458	128.0	29.880	100.0	31.896	36.323	115.3	2:22.906 (2)	92.38	0.626	11:03:13.440
8 -	28.334	16.889	121.7	29.548	97.8	31.655	36.530	116.1	2:22.956 (3)	92.35	0.676	11:05:36.396
9 -	28.684	16.876	121.3	29.879	98.9	31.670	36.262	117.0	2:23.371	92.08	1.091	11:07:59.767
10 -	27.835	16.688	122.2	30.021	99.1	31.584	36.152	118.9	2:22.280 (1)	92.79		11:10:22.047

P8	3 A	Toni ERHARD					Honda NSF - Kiefer Racing					
IDEAL LAP TIME : 2:22.006		BEST LAP TIME : 2:22.561			DIFFERENCE : 0.555							
LAP	SECTOR 1	SECTOR 2	SECTOR 3	SECTOR 4	SECTOR 5	LAP TIME	MPH	DIFF	TIME OF DAY			
1 -		17.809	122.6	30.134	97.6	32.303	36.705	119.5	2:28.936	88.64	6.375	10:48:51.207
2 -	28.560	16.755	126.3	29.978	97.2	31.934	36.318	118.2	2:23.545	91.97	0.984	10:51:14.752
3 -	28.606	16.588	125.9	30.691	97.1	32.145	36.675	119.1	2:24.705	91.23	2.144	10:53:39.457
4 -	28.555	16.668	125.9	29.880	97.2	31.909	36.689	116.6	2:23.701	91.87	1.140	10:56:03.158
5 -	28.367	16.853	126.3	29.512	96.2	31.672	36.593	115.9	2:22.997 (3)	92.32	0.436	10:58:26.155
6 -	28.747	17.058	121.3	29.781	96.1	31.991	36.377	117.2	2:23.954	91.71	1.393	11:00:50.109
7 -	28.378	16.762	125.6	29.546	97.3	32.068	36.621	116.8	2:23.375	92.08	0.814	11:03:13.484
8 -	29.059	16.662	125.9	29.553	97.5	31.733	36.182	118.0	2:23.189	92.20	0.628	11:05:36.673
9 -	28.540	16.733	125.6	29.611	96.9	31.567	36.407	116.8	2:22.858 (2)	92.41	0.297	11:07:59.531
10 -	28.321	16.772	124.7	29.815	98.5	31.635	36.018	118.0	2:22.561 (1)	92.60		11:10:22.092

P9	33 A	Rick DUNNIK					Honda NSF - HD Racing					
IDEAL LAP TIME : 2:21.962		BEST LAP TIME : 2:22.772			DIFFERENCE : 0.810							
LAP	SECTOR 1	SECTOR 2	SECTOR 3	SECTOR 4	SECTOR 5	LAP TIME	MPH	DIFF	TIME OF DAY			
1 -		17.316	129.3	29.958	96.8	32.242	36.850	118.7	2:28.855	88.69	6.083	10:48:51.126
2 -	28.124	16.777	128.0	30.172	97.2	31.866	36.500	118.7	2:23.439	92.04	0.667	10:51:14.565
3 -	28.345	16.875	126.1	30.201	96.6	32.214	36.779	118.2	2:24.414	91.42	1.642	10:53:38.979
4 -	29.264	16.656	128.3	29.947	97.3	31.873	36.768	119.5	2:24.508	91.36	1.736	10:56:03.487

Silverstone GP
 Circuit Length = 3.6673 miles
 Start: 10:46 Flag 11:10 End: 11:12

RACE 7 - SECTOR ANALYSIS



SECTOR 1 = FL to I1, SECTOR 2 = I1 to I2, SECTOR 3 = I2 to I3, SECTOR 4 = I3 to I4, SECTOR 5 = I4 to FL, DIFF = Difference To Personal Best Lap, P = Crossed Finish Line in Pit Lane, D = Time Disallowed

5 -	28.423	16.755	125.4	29.757	97.9	31.922	36.355	118.9	2:23.212 (3)	92.18	0.440	10:58:26.699
6 -	28.519	16.723	128.0	29.928	98.1	31.547	36.592	117.8	2:23.309	92.12	0.537	11:00:50.008
7 -	28.351	16.816	126.1	29.911	98.5	32.185	36.383	119.7	2:23.646	91.90	0.874	11:03:13.654
8 -	28.683	16.803	125.9	29.414	98.1	31.565	36.364	119.3	2:22.829 (2)	92.43	0.057	11:05:36.483
9 -	28.416	17.028	122.4	30.029	99.5	31.748	36.267	119.7	2:23.488	92.01	0.716	11:07:59.971
10 -	28.138	16.852	124.7	29.737	98.2	31.501	36.544	118.7	2:22.772 (1)	92.47		11:10:22.743

P10	6 A	Jeffrey BUIS	Honda NSF - Ernst Dubbink Eveno Racing									
IDEAL LAP TIME : 2:22.124		BEST LAP TIME : 2:23.081		DIFFERENCE : 0.957								

LAP	SECTOR 1	SECTOR 2	SECTOR 3	SECTOR 4	SECTOR 5	LAP TIME	MPH	DIFF	TIME OF DAY			
1 -		17.181	128.3	30.212	97.6	32.299	36.630	122.2	2:29.015	88.59	5.934	10:48:51.286
2 -	29.009	16.588	128.0	29.810	96.5	32.549	36.648	120.0	2:24.604	91.30	1.523	10:51:15.890
3 -	28.826	16.901	124.0	29.731	96.6	32.116	36.372	120.8	2:23.946	91.71	0.865	10:53:39.836
4 -	28.964	16.554	128.3	29.917	98.2	31.982	36.738	119.7	2:24.155	91.58	1.074	10:56:03.991
5 -	28.278	16.583	126.1	29.714	98.3	32.194	36.375	121.7	2:23.144 (3)	92.23	0.063	10:58:27.135
6 -	28.619	16.400	128.5	30.138	98.5	32.060	36.226	120.6	2:23.443	92.03	0.362	11:00:50.578
7 -	28.471	16.479	129.5	29.850	99.8	32.012	36.454	121.7	2:23.266	92.15	0.185	11:03:13.844
8 -	28.828	16.846	128.5	29.626	98.5	31.841	36.204	121.5	2:23.345	92.10	0.264	11:05:37.189
9 -	28.297	16.494	128.8	29.709	97.8	32.321	36.309	120.4	2:23.130 (2)	92.24	0.049	11:08:00.319
10 -	28.053	16.870	127.5	29.741	97.3	31.893	36.524	122.0	2:23.081 (1)	92.27		11:10:23.400

P11	54 A	Lukas FALCK	Honda NSF -									
IDEAL LAP TIME : 2:22.442		BEST LAP TIME : 2:22.910		DIFFERENCE : 0.468								

LAP	SECTOR 1	SECTOR 2	SECTOR 3	SECTOR 4	SECTOR 5	LAP TIME	MPH	DIFF	TIME OF DAY			
1 -		16.927	126.3	30.313	96.4	32.339	36.485	119.7	2:28.023	89.19	5.113	10:48:50.294
2 -	28.663	16.827	126.1	29.973	94.9	32.222	36.693	119.1	2:24.378	91.44	1.468	10:51:14.672
3 -	28.511	16.656	127.8	30.083	95.5	32.368	36.860	118.2	2:24.478	91.37	1.568	10:53:39.150
4 -	29.215	16.660	128.0	30.054	97.3	31.972	36.576	119.3	2:24.477	91.38	1.567	10:56:03.627
5 -	28.398	16.817	126.8	29.822	98.3	31.943	36.477	119.3	2:23.457	92.03	0.547	10:58:27.084
6 -	28.403	16.603	127.8	29.872	98.8	31.955	36.272	119.3	2:23.105 (2)	92.25	0.195	11:00:50.189
7 -	28.384	16.689	128.0	29.609	99.7	31.892	36.767	118.7	2:23.341 (3)	92.10	0.431	11:03:13.530
8 -	28.443	17.252	124.5	29.722	98.3	31.889	36.301	118.2	2:23.607	91.93	0.697	11:05:37.137
9 -	28.504	16.694	128.0	29.801	99.2	31.967	36.393	119.5	2:23.359	92.09	0.449	11:08:00.496
10 -	28.159	16.688	127.5	29.682	96.6	31.799	36.582	115.9	2:22.910 (1)	92.38		11:10:23.406

P12	2	Thomas STRUDWICK	Honda NSF - Case Moto Rapido Moto3									
IDEAL LAP TIME : 2:22.481		BEST LAP TIME : 2:23.036		DIFFERENCE : 0.555								

LAP	SECTOR 1	SECTOR 2	SECTOR 3	SECTOR 4	SECTOR 5	LAP TIME	MPH	DIFF	TIME OF DAY			
1 -		16.728	124.0	30.406	98.8	32.414	36.379	118.9	2:27.239	89.66	4.203	10:48:49.510
2 -	28.353	16.904	123.8	29.583	96.6	31.773	36.423	117.8	2:23.036 (1)	92.30		10:51:12.546
3 -	28.257	16.755	120.9	29.764	95.3	32.020	36.818	117.4	2:23.614	91.92	0.578	10:53:36.160
4 -	28.674	16.899	121.5	29.712	94.9	31.871	36.608	115.3	2:23.764	91.83	0.728	10:55:59.924
5 -	28.609	17.094	119.8	29.566	98.1	31.782	36.444	118.0	2:23.495	92.00	0.459	10:58:23.419
6 -	28.456	16.780	121.5	29.853	97.9	31.931	36.270	118.9	2:23.290 (2)	92.13	0.254	11:00:46.709
7 -	28.650	16.840	122.4	29.825	97.9	31.916	36.193	119.5	2:23.424 (3)	92.05	0.388	11:03:10.133
8 -	28.624	17.036	122.0	29.828	98.2	32.001	36.374	120.2	2:23.863	91.77	0.827	11:05:33.996
9 -	28.685	16.692	122.2	30.394	98.1	32.308	36.327	120.2	2:24.406	91.42	1.370	11:07:58.402
10 -	28.427	16.698	123.8	31.108	97.6	32.396	36.683	117.6	2:25.312	90.85	2.276	11:10:23.714

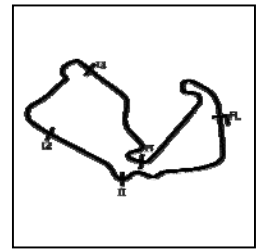
P13	55	Jack SCOTT	Honda NSF - J J Racing									
IDEAL LAP TIME : 2:22.263		BEST LAP TIME : 2:22.776		DIFFERENCE : 0.513								

LAP	SECTOR 1	SECTOR 2	SECTOR 3	SECTOR 4	SECTOR 5	LAP TIME	MPH	DIFF	TIME OF DAY			
1 -		17.116	122.0	30.249	93.8	32.516	36.816	114.9	2:28.863	88.68	6.087	10:48:51.134
2 -	29.028	16.820	124.9	29.838	97.6	32.276	37.226	115.7	2:25.188	90.93	2.412	10:51:16.322
3 -	28.292	17.167	119.6	29.738	97.8	31.747	36.864	116.3	2:23.808	91.80	1.032	10:53:40.130
4 -	28.545	16.800	123.8	29.929	95.1	32.122	36.574	115.3	2:23.970	91.70	1.194	10:56:04.100
5 -	28.419	16.697	123.3	29.588	97.1	32.199	36.505	117.6	2:23.408	92.06	0.632	10:58:27.508
6 -	28.441	16.922	121.1	29.617	95.7	32.123	36.600	115.9	2:23.703	91.87	0.927	11:00:51.211
7 -	28.025	16.887	122.4	29.454	98.3	31.951	36.615	117.2	2:22.932 (2)	92.36	0.156	11:03:14.143
8 -	28.512	16.894	123.5	29.721	98.5	31.988	36.715	114.9	2:23.830	91.79	1.054	11:05:37.973

Silverstone GP
 Circuit Length = 3.6673 miles
 Start: 10:46 Flag 11:10 End: 11:12

Weather / Track : Overcast / Dry

RACE 7 - SECTOR ANALYSIS



SECTOR 1 = FL to I1, SECTOR 2 = I1 to I2, SECTOR 3 = I2 to I3, SECTOR 4 = I3 to I4, SECTOR 5 = I4 to FL, DIFF = Difference To Personal Best Lap, P = Crossed Finish Line in Pit Lane, D = Time Disallowed

9-	28.193	16.892	122.9	29.532	98.3	31.776	36.631	115.3	2:23.024 (3)	92.30	0.248	11:08:00.997
10-	28.003	17.173	120.4	29.362	97.8	31.696	36.542	115.1	2:22.776 (1)	92.46		11:10:23.773

P14	72	Cameron HORSMAN					Honda NSF - Nova / FAB Racing						
IDEAL LAP TIME : 2:23.411		BEST LAP TIME : 2:23.649					DIFFERENCE : 0.238						
LAP	SECTOR 1	SECTOR 2	SECTOR 3	SECTOR 4	SECTOR 5	LAP TIME	MPH	DIFF	TIME OF DAY				
1-		17.354	128.0	31.285	97.8	32.928	36.766	120.0	2:31.827	86.95	8.178	10:48:54.098	
2-	28.622	16.736	126.1	30.600	97.1	32.237	36.815	120.0	2:25.010	91.04	1.361	10:51:19.108	
3-	28.253	16.899	123.5	29.827	98.6	32.010	36.660	118.2	2:23.649 (1)	91.90		10:53:42.757	
4-	28.326	17.054	120.4	29.923	97.1	32.017	36.585	115.7	2:23.905 (2)	91.74	0.256	10:56:06.662	
5-	28.351	17.140	120.9	29.831	96.9	32.124	36.772	116.1	2:24.218 (3)	91.54	0.569	10:58:30.880	
6-	28.420	17.067	120.2	29.939	96.8	32.136	37.196	114.9	2:24.758	91.20	1.109	11:00:55.638	
7-	28.744	17.234	120.0	30.045	96.0	32.252	37.036	114.9	2:25.311	90.85	1.662	11:03:20.949	
8-	28.925	17.203	120.2	29.962	96.5	32.200	37.226	114.7	2:25.516	90.72	1.867	11:05:46.465	
9-	28.804	17.192	119.4	29.956	96.6	32.488	37.096	115.1	2:25.536	90.71	1.887	11:08:12.001	
10-	28.805	17.272	119.1	30.106	96.1	32.385	37.201	114.5	2:25.769	90.57	2.120	11:10:37.770	

P15	37 A	Paul FRÖDE					Honda NSF - Team RAS Intact GP						
IDEAL LAP TIME : 2:23.894		BEST LAP TIME : 2:24.739					DIFFERENCE : 0.845						
LAP	SECTOR 1	SECTOR 2	SECTOR 3	SECTOR 4	SECTOR 5	LAP TIME	MPH	DIFF	TIME OF DAY				
1-		17.439	124.0	30.509	94.1	32.477	36.865	113.5	2:30.600	87.66	5.861	10:48:52.871	
2-	28.673	17.231	118.1	29.672	96.1	32.181	37.211	113.5	2:24.968 (3)	91.07	0.229	10:51:17.839	
3-	28.804	16.972	122.0	29.933	96.8	31.881	37.199	112.8	2:24.789 (2)	91.18	0.050	10:53:42.628	
4-	28.598	17.091	120.6	29.909	98.3	32.056	37.085	112.9	2:24.739 (1)	91.21		10:56:07.367	
5-	28.504	17.471	116.9	29.905	96.4	32.287	37.191	112.4	2:25.358	90.82	0.619	10:58:32.725	
6-	29.081	17.521	115.7	30.168	94.7	32.402	37.237	111.6	2:26.409	90.17	1.670	11:00:59.134	
7-	28.987	17.507	115.3	30.830	94.9	32.226	37.575	111.8	2:27.125	89.73	2.386	11:03:26.259	
8-	28.993	17.560	115.5	30.248	95.4	32.260	37.221	111.8	2:26.282	90.25	1.543	11:05:52.541	
9-	28.680	17.730	114.9	30.050	96.0	32.101	37.210	112.2	2:25.771	90.56	1.032	11:08:18.312	
10-	29.178	17.608	114.7	30.251	95.5	32.283	37.679	110.5	2:26.999	89.81	2.260	11:10:45.311	

P16	95	Ross TURNER					Honda NSF - RedRat Racing						
IDEAL LAP TIME : 2:24.254		BEST LAP TIME : 2:25.192					DIFFERENCE : 0.938						
LAP	SECTOR 1	SECTOR 2	SECTOR 3	SECTOR 4	SECTOR 5	LAP TIME	MPH	DIFF	TIME OF DAY				
1-		17.225	125.4	31.687	97.8	32.879	36.842	120.2	2:31.592	87.09	6.400	10:48:53.863	
2-	29.012	16.674	125.4	30.855	96.5	32.495	36.985	120.0	2:26.021 (3)	90.41	0.829	10:51:19.884	
3-	28.599	16.764	124.7	30.911	96.5	32.566	36.877	117.2	2:25.717 (2)	90.60	0.525	10:53:45.601	
4-	29.039	17.079	121.5	30.479	96.8	33.137	36.771	116.1	2:26.505	90.11	1.313	10:56:12.106	
5-	29.179	17.290	122.0	30.486	96.4	32.293	36.954	116.8	2:26.202	90.30	1.010	10:58:38.308	
6-	29.641	17.046	120.6	30.426	96.0	32.353	37.294	119.3	2:26.760	89.95	1.568	11:01:05.068	
7-	29.308	17.156	122.2	30.768	98.5	32.749	37.073	119.5	2:27.054	89.77	1.862	11:03:32.122	
8-	29.159	17.397	122.2	30.211	96.2	32.814	36.965	119.3	2:26.546	90.09	1.354	11:05:58.668	
9-	28.683	17.096	121.1	30.536	97.6	31.999	36.878	116.3	2:25.192 (1)	90.93		11:08:23.860	
10-	29.069	17.248	118.9	30.367	94.5	32.703	36.783	116.6	2:26.170	90.32	0.978	11:10:50.030	

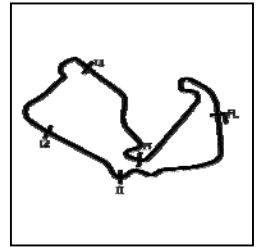
P17	56	Charlie ATKINS					Honda NSF - Wilson Racing						
IDEAL LAP TIME : 2:24.535		BEST LAP TIME : 2:25.811					DIFFERENCE : 1.276						
LAP	SECTOR 1	SECTOR 2	SECTOR 3	SECTOR 4	SECTOR 5	LAP TIME	MPH	DIFF	TIME OF DAY				
1-		17.368	128.0	31.460	94.5	33.363	36.859	120.8	2:31.462	87.16	5.651	10:48:53.733	
2-	28.848	16.806	126.6	30.888	96.0	32.489	36.995	120.0	2:26.026	90.41	0.215	10:51:19.759	
3-	28.543	16.923	123.3	30.884	94.6	32.474	36.987	118.0	2:25.811 (1)	90.54		10:53:45.570	
4-	28.621	17.221	122.4	30.586	90.1	33.634	36.714	119.1	2:26.776	89.94	0.965	10:56:12.346	
5-	29.223	17.013	124.2	30.420	96.0	32.666	36.723	120.6	2:26.045	90.39	0.234	10:58:38.391	
6-	29.177	17.106	120.6	30.755	92.9	32.749	36.812	120.2	2:26.599	90.05	0.788	11:01:04.990	
7-	29.222	17.239	121.7	30.632	94.7	32.891	36.993	120.6	2:26.977	89.82	1.166	11:03:31.967	
8-	29.262	17.391	124.0	30.193	96.1	32.740	36.862	118.9	2:26.448	90.15	0.637	11:05:58.415	
9-	29.274	16.845	126.3	30.318	89.1	32.936	36.519	117.2	2:25.892 (3)	90.49	0.081	11:08:24.307	
10-	28.931	16.860	123.3	30.377	93.0	32.627	37.095	118.7	2:25.890 (2)	90.49	0.079	11:10:50.197	

MCRCB BULLETIN TK237

2017 MCE British Superbike Championship - Round 9

2017 HEL Performance British Motostar Std & ADAC NEC

RACE 7 - SECTOR ANALYSIS



SECTOR 1 = FL to I1, SECTOR 2 = I1 to I2, SECTOR 3 = I2 to I3, SECTOR 4 = I3 to I4, SECTOR 5 = I4 to FL, DIFF = Difference To Personal Best Lap, P = Crossed Finish Line in Pit Lane, D = Time Disallowed

P18 89		T. Fox MORETON				Honda NSF - Banks Racing / Moto Engineering							
IDEAL LAP TIME : 2:24.429		BEST LAP TIME : 2:24.757				DIFFERENCE : 0.328							
LAP	SECTOR 1	SECTOR 2		SECTOR 3		SECTOR 4		SECTOR 5		LAP TIME	MPH	DIFF	TIME OF DAY
1-		17.396	127.0	31.740	96.4	32.749		37.223	119.5	2:32.955	86.31	8.198	10:48:55.226
2-	28.929	16.803	126.6	30.946	95.5	32.876		37.416	119.1	2:26.970	89.83	2.213	10:51:22.196
3-	29.008	16.792	124.9	30.579	95.5	32.400		37.638	116.3	2:26.417	90.16	1.660	10:53:48.613
4-	28.512	17.227	120.6	30.031	97.2	32.325		37.252	115.7	2:25.347 (2)	90.83	0.590	10:56:13.960
5-	28.571	17.030	122.6	29.969	98.1	32.354		36.833	119.3	2:24.757 (1)	91.20		10:58:38.717
6-	29.054	17.178	122.4	30.810	97.3	32.688		37.194	118.2	2:26.924	89.85	2.167	11:01:05.641
7-	28.946	16.926	121.5	30.642	97.5	32.518		37.180	116.8	2:26.212	90.29	1.455	11:03:31.853
8-	28.837	17.647	124.2	30.128	96.0	32.532		37.296	115.5	2:26.440	90.15	1.683	11:05:58.293
9-	28.874	17.280	119.8	30.457	93.3	32.641		37.671	117.4	2:26.923	89.85	2.166	11:08:25.216
10-	28.510	17.016	123.1	30.046	95.1	32.683		37.213	117.4	2:25.468 (3)	90.75	0.711	11:10:50.684

P19 26		Scott OGDEN				Honda NSF - Cresswell Racing							
IDEAL LAP TIME : 2:24.893		BEST LAP TIME : 2:25.558				DIFFERENCE : 0.665							
LAP	SECTOR 1	SECTOR 2		SECTOR 3		SECTOR 4		SECTOR 5		LAP TIME	MPH	DIFF	TIME OF DAY
1-		17.210	127.3	31.526	96.2	32.846		37.426	118.9	2:32.735	86.43	7.177	10:48:55.006
2-	28.906	17.011	124.0	30.717	96.4	32.635		37.267	116.1	2:26.536	90.09	0.978	10:51:21.542
3-	29.105	17.188	121.3	30.334	93.9	33.104		37.450	118.9	2:27.181	89.70	1.623	10:53:48.723
4-	28.775	17.107	122.2	30.131	95.8	32.628		37.260	116.6	2:25.901 (3)	90.48	0.343	10:56:14.624
5-	28.896	17.084	121.1	29.994	96.1	32.463		37.487	116.3	2:25.924	90.47	0.366	10:58:40.548
6-	29.010	17.243	119.6	30.201	94.9	32.470		37.676	116.6	2:26.600	90.05	1.042	11:01:07.148
7-	28.907	17.269	120.6	29.981	96.4	32.308		37.093	118.0	2:25.558 (1)	90.70		11:03:32.706
8-	29.017	16.930	122.9	30.706	96.1	32.709		37.174	118.2	2:26.536	90.09	0.978	11:05:59.242
9-	28.948	16.945	126.1	30.392	95.8	32.649		37.098	120.0	2:26.032	90.40	0.474	11:08:25.274
10-	28.679	16.832	122.4	30.261	95.1	32.646		37.210	118.2	2:25.628 (2)	90.65	0.070	11:10:50.902

P20 66 A		Dion OTTEN				Honda NSF - Dion #66 Otten Racing							
IDEAL LAP TIME : 2:25.461		BEST LAP TIME : 2:26.078				DIFFERENCE : 0.617							
LAP	SECTOR 1	SECTOR 2		SECTOR 3		SECTOR 4		SECTOR 5		LAP TIME	MPH	DIFF	TIME OF DAY
1-		17.270	128.5	30.881	93.5	32.614		37.158	119.7	2:30.713	87.59	4.635	10:48:52.984
2-	29.139	17.084	123.8	30.380	95.3	32.487		36.988	118.9	2:26.078 (1)	90.37		10:51:19.062
3-	28.971	17.191	123.5	30.340	95.0	32.655		37.258	117.6	2:26.415	90.17	0.337	10:53:45.477
4-	29.001	17.227	122.6	30.423	94.1	32.877		37.021	116.3	2:26.549	90.08	0.471	10:56:12.026
5-	29.078	17.379	122.2	30.104	94.5	32.429		37.219	117.2	2:26.209 (2)	90.29	0.131	10:58:38.235
6-	29.093	17.272	121.7	30.307	94.5	32.540		37.345	117.0	2:26.557	90.08	0.479	11:01:04.792
7-	29.145	17.505	120.4	30.283	95.3	32.432		37.436	115.3	2:26.801	89.93	0.723	11:03:31.593
8-	29.323	17.301	121.7	30.157	93.5	32.830		37.395	120.2	2:27.006	89.80	0.928	11:05:58.599
9-	29.361	17.080	125.9	30.287	96.2	32.641		36.877	117.8	2:26.246 (3)	90.27	0.168	11:08:24.845
10-	29.592	17.232	123.8	30.433	87.8	32.747		37.164	116.6	2:27.168	89.70	1.090	11:10:52.013

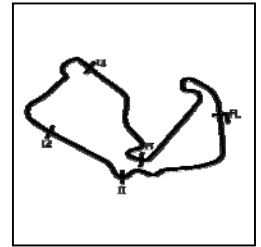
P21 13		Jacob CLARK				Honda NSF - Wilson Racing							
IDEAL LAP TIME : 2:26.090		BEST LAP TIME : 2:26.650				DIFFERENCE : 0.560							
LAP	SECTOR 1	SECTOR 2		SECTOR 3		SECTOR 4		SECTOR 5		LAP TIME	MPH	DIFF	TIME OF DAY
1-		17.517	127.5	31.785	95.5	33.025		37.533	120.2	2:33.138	86.21	6.488	10:48:55.409
2-	28.943	17.106	123.1	30.686	96.0	33.220		37.605	118.2	2:27.560	89.47	0.910	10:51:22.969
3-	28.901	17.030	123.3	30.569	96.2	32.886		37.264	120.4	2:26.650 (1)	90.02		10:53:49.619
4-	29.028	17.045	121.3	30.602	96.9	32.717		37.368	118.4	2:26.760 (2)	89.95	0.110	10:56:16.379
5-	29.327	17.125	123.1	30.426	96.9	32.619		37.571	117.4	2:27.068 (3)	89.77	0.418	10:58:43.447
6-	29.150	17.254	121.3	30.682	92.1	32.837		37.425	117.0	2:27.348	89.60	0.698	11:01:10.795
7-	28.969	17.559	117.7	30.786	96.0	32.834		37.826	113.5	2:27.974	89.22	1.324	11:03:38.769
8-	29.799	16.880	124.0	30.632	94.5	33.057		37.674	116.3	2:28.042	89.18	1.392	11:06:06.811
9-	29.960	18.150	118.9	30.774	94.5	32.911		37.647	115.7	2:29.442	88.34	2.792	11:08:36.253
10-	29.178	17.555	118.5	31.059	94.2	33.031		37.979	115.5	2:28.802	88.72	2.152	11:11:05.055

P22 24		Shane FABER				Honda NSF - SymCirrus Motorsport / Shane Faber Racing							
IDEAL LAP TIME : 2:25.668		BEST LAP TIME : 2:26.518				DIFFERENCE : 0.850							
LAP	SECTOR 1	SECTOR 2		SECTOR 3		SECTOR 4		SECTOR 5		LAP TIME	MPH	DIFF	TIME OF DAY

Silverstone GP
 Circuit Length = 3.6673 miles
 Start: 10:46 Flag 11:10 End: 11:12

Weather / Track : Overcast / Dry

RACE 7 - SECTOR ANALYSIS



SECTOR 1 = FL to I1, SECTOR 2 = I1 to I2, SECTOR 3 = I2 to I3, SECTOR 4 = I3 to I4, SECTOR 5 = I4 to FL, DIFF = Difference To Personal Best Lap, P = Crossed Finish Line in Pit Lane, D = Time Disallowed

1 -		17.205	126.6	31.888	95.4	33.094		37.239	118.9	2:33.612	85.94	7.094	10:48:55.883
2 -	29.154	16.965	125.9	31.000	95.5	32.978		37.555	116.8	2:27.652	89.41	1.134	10:51:23.535
3 -	28.840	17.078	122.9	30.490	95.4	32.887		37.223	116.6	2:26.518 (1)	90.10		10:53:50.053
4 -	28.936	17.098	122.0	30.607	96.5	32.669		37.295	116.8	2:26.605 (2)	90.05	0.087	10:56:16.658
5 -	29.478	17.347	120.9	30.406	96.9	32.345		37.394	117.0	2:26.970 (3)	89.83	0.452	10:58:43.628
6 -	29.193	17.117	123.3	30.906	95.4	32.823		37.363	116.8	2:27.402	89.56	0.884	11:01:11.030
7 -	29.320	17.239	120.6	30.937	96.4	32.633		37.794	116.1	2:27.923	89.25	1.405	11:03:38.953
8 -	29.774	17.235	121.5	30.683	94.5	32.823		37.759	117.0	2:28.274	89.04	1.756	11:06:07.227
9 -	29.730	20.255	117.3	30.519	95.4	32.631		37.281	114.7	2:30.416	87.77	3.898	11:08:37.643
10 -	29.179	17.493	117.9	30.295	96.5	32.697		37.815	115.1	2:27.479	89.52	0.961	11:11:05.122

P23	81	Myles WASLEY					Honda NSF - Aqua Construction & Cannock Site Services						
IDEAL LAP TIME : 2:27.228		BEST LAP TIME : 2:27.389			DIFFERENCE : 0.161								
LAP	SECTOR 1	SECTOR 2	SECTOR 3	SECTOR 4	SECTOR 5	LAP TIME	MPH	DIFF	TIME OF DAY				
1 -		17.605	124.7	31.734	90.6	33.721		38.188	116.1	2:35.582	84.85	8.193	10:48:57.853
2 -	29.400	17.331	122.2	31.319	91.5	33.004		38.276	115.7	2:29.330	88.41	1.941	10:51:27.183
3 -	29.307	17.341	120.4	30.973	93.3	32.910		38.393	114.5	2:28.924	88.65	1.535	10:53:56.107
4 -	29.267	17.468	119.4	30.973	93.9	32.995		38.214	114.3	2:28.917	88.65	1.528	10:56:25.024
5 -	29.271	17.408	119.1	30.619	93.5	32.807		37.994	114.9	2:28.099 (2)	89.14	0.710	10:58:53.123
6 -	29.120	17.548	118.3	30.762	94.7	32.843		38.388	115.7	2:28.661	88.80	1.272	11:01:21.784
7 -	29.349	17.513	118.5	30.987	93.8	32.608		37.754	117.4	2:28.211 (3)	89.07	0.822	11:03:49.995
8 -	28.962	17.404	119.1	30.613	92.1	32.696		37.714	114.5	2:27.389 (1)	89.57		11:06:17.384
9 -	29.267	18.783	118.3	30.881	95.0	32.672		37.927	114.5	2:29.530	88.29	2.141	11:08:46.914
10 -	29.308	17.442	118.7	30.812	90.1	32.769		37.939	115.5	2:28.270	89.04	0.881	11:11:15.184

P24	11 A	Lotte UHRE					Honda NSF -						
IDEAL LAP TIME : 2:27.078		BEST LAP TIME : 2:27.706			DIFFERENCE : 0.628								
LAP	SECTOR 1	SECTOR 2	SECTOR 3	SECTOR 4	SECTOR 5	LAP TIME	MPH	DIFF	TIME OF DAY				
1 -		17.075	125.6	31.886	94.6	33.738		38.218	113.1	2:36.003	84.62	8.297	10:48:58.274
2 -	29.901	17.482	117.7	31.421	93.5	32.989		37.763	113.9	2:29.556	88.27	1.850	10:51:27.830
3 -	30.047	17.141	123.3	31.132	95.0	33.065		37.520	111.4	2:28.905	88.66	1.199	10:53:56.735
4 -	29.799	17.233	121.3	30.847	95.7	32.851		38.052	113.7	2:28.782	88.73	1.076	10:56:25.517
5 -	29.461	17.042	123.5	30.911	93.0	33.439		37.475	112.4	2:28.328	89.00	0.622	10:58:53.845
6 -	29.868	17.341	120.4	30.676	94.3	32.938		37.392	114.1	2:28.215 (3)	89.07	0.509	11:01:22.060
7 -	29.419	17.224	122.4	30.594	95.5	33.228		37.427	113.7	2:27.892 (2)	89.27	0.186	11:03:49.952
8 -	29.473	17.235	121.3	31.249	93.8	32.981		38.266	115.1	2:29.204	88.48	1.498	11:06:19.156
9 -	29.904	18.394	118.1	31.090	92.6	33.005		37.704	113.1	2:30.097	87.95	2.391	11:08:49.253
10 -	29.672	17.417	118.1	30.482	94.7	32.789		37.346	111.4	2:27.706 (1)	89.38		11:11:16.959

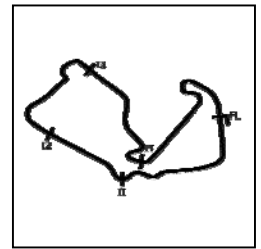
P25	22 A	Marie MENDE					Honda NSF - ADAC Sachsen e.V.						
IDEAL LAP TIME : 2:27.477		BEST LAP TIME : 2:28.162			DIFFERENCE : 0.685								
LAP	SECTOR 1	SECTOR 2	SECTOR 3	SECTOR 4	SECTOR 5	LAP TIME	MPH	DIFF	TIME OF DAY				
1 -		17.483	124.0	31.771	91.3	33.799		38.361	118.0	2:35.933	84.66	7.771	10:48:58.204
2 -	29.562	17.870	117.7	31.618	93.9	33.223		37.641	117.6	2:29.914	88.06	1.752	10:51:28.118
3 -	29.350	17.317	122.4	31.093	94.2	33.141		37.676	115.3	2:28.577	88.85	0.415	10:53:56.695
4 -	29.288	17.307	121.1	31.062	94.2	32.969		37.920	117.0	2:28.546	88.87	0.384	10:56:25.241
5 -	29.353	17.164	123.5	31.270	92.9	33.180		37.619	115.7	2:28.586	88.85	0.424	10:58:53.827
6 -	29.498	17.309	122.0	30.737	93.8	33.026		37.761	116.3	2:28.331 (2)	89.00	0.169	11:01:22.158
7 -	29.584	17.122	124.7	31.017	94.5	32.999		37.440	117.8	2:28.162 (1)	89.10		11:03:50.320
8 -	29.335	17.043	125.2	31.003	94.5	33.084		37.992	116.3	2:28.457 (3)	88.93	0.295	11:06:18.777
9 -	29.803	18.825	120.6	31.282	91.6	33.416		37.880	117.4	2:31.206	87.31	3.044	11:08:49.983
10 -	29.394	17.150	123.1	30.983	93.5	33.141		37.866	115.7	2:28.534	88.88	0.372	11:11:18.517

P26	65 A	Filip RHACEK					Honda NSF - Brno Circuit Junior Racing Team						
IDEAL LAP TIME : 2:30.184		BEST LAP TIME : 2:30.889			DIFFERENCE : 0.705								
LAP	SECTOR 1	SECTOR 2	SECTOR 3	SECTOR 4	SECTOR 5	LAP TIME	MPH	DIFF	TIME OF DAY				
1 -		17.825	121.5	31.698	91.3	33.676		38.302	115.9	2:36.752	84.22	5.863	10:48:59.023
2 -	29.891	17.282	122.9	31.830	92.1	33.499		38.387	112.6	2:30.889 (1)	87.49		10:51:29.912
3 -	29.947	17.679	118.1	31.656	92.6	33.647		38.666	112.2	2:31.595 (2)	87.08	0.706	10:54:01.507
4 -	30.024	18.010	115.3	31.487	93.2	33.592		38.615	112.2	2:31.728 (3)	87.01	0.839	10:56:33.235

Silverstone GP
 Circuit Length = 3.6673 miles
 Start: 10:46 Flag 11:10 End: 11:12

Weather / Track : Overcast / Dry

RACE 7 - SECTOR ANALYSIS



SECTOR 1 = FL to I1, SECTOR 2 = I1 to I2, SECTOR 3 = I2 to I3, SECTOR 4 = I3 to I4, SECTOR 5 = I4 to FL, DIFF = Difference To Personal Best Lap, P = Crossed Finish Line in Pit Lane, D = Time Disallowed

5 -	30.216	18.029	115.7	31.441	93.2	33.555	38.590	113.1	2:31.831	86.95	0.942	10:59:05.066
6 -	30.294	17.998	115.5	31.601	92.8	33.704	38.665	111.8	2:32.262	86.70	1.373	11:01:37.328
7 -	30.141	17.963	116.5	31.210	92.9	33.565	38.965	112.0	2:31.844	86.94	0.955	11:04:09.172
8 -	30.127	18.025	115.7	31.366	92.5	33.642	38.582	112.6	2:31.742	87.00	0.853	11:06:40.914
9 -	30.565	18.335	115.5	31.779	92.8	34.025	39.141	112.0	2:33.845	85.81	2.956	11:09:14.759
10 -	30.700	18.342	114.9	31.763	92.3	33.961	39.003	111.6	2:33.769	85.85	2.880	11:11:48.528

P27	50	Aditya BEHAL	Honda NSF - Microlise Cresswell Racing	
IDEAL LAP TIME : 2:31.259		BEST LAP TIME : 2:31.811		DIFFERENCE : 0.552

LAP	SECTOR 1	SECTOR 2	SECTOR 3	SECTOR 4	SECTOR 5	LAP TIME	MPH	DIFF	TIME OF DAY			
1 -		<i>17.126</i> <i>126.1</i>	32.003	<i>94.7</i> <i>34.042</i>	<i>38.588</i> <i>115.7</i>	2:36.529	84.34	4.718	10:48:58.800			
2 -	29.912	17.262	122.4	31.591	92.5	34.366	38.680	115.3	2:31.811 (1)	86.96		10:51:30.611
3 -	30.098	17.632	118.7	32.175	90.8	34.348	39.378	113.3	2:33.631 (2)	85.93	1.820	10:54:04.242
4 -	30.405	17.723	118.7	32.249	89.7	34.682	39.650	112.6	2:34.709	85.33	2.898	10:56:38.951
5 -	30.650	17.881	118.1	33.022	90.4	34.443	39.504	112.9	2:35.500	84.90	3.689	10:59:14.451
6 -	30.404	17.794	118.7	32.206	89.5	35.255	39.400	113.1	2:35.059	85.14	3.248	11:01:49.510
7 -	30.431	17.929	118.3	32.660	91.8	34.116	39.016	110.7	2:34.152 (3)	85.64	2.341	11:04:23.662
8 -	30.617	17.863	117.7	32.306	90.8	34.335	39.095	113.1	2:34.216	85.60	2.405	11:06:57.878
9 -	31.198	18.167	116.9	32.280	86.7	34.634	39.402	112.6	2:35.681	84.80	3.870	11:09:33.559
10 -	30.689	17.885	116.7	32.196	90.4	34.186	39.610	111.8	2:34.566	85.41	2.755	11:12:08.125

P28	46 A	Tino HOLE	Honda NSF -	
IDEAL LAP TIME : 2:25.869		BEST LAP TIME : 2:26.614		DIFFERENCE : 0.745

LAP	SECTOR 1	SECTOR 2	SECTOR 3	SECTOR 4	SECTOR 5	LAP TIME	MPH	DIFF	TIME OF DAY			
1 -		17.240	<i>127.3</i>	31.604	93.7	33.189	37.425	<i>118.7</i>	2:33.471	86.02	6.857	10:48:55.742
2 -	29.078	17.122	123.8	30.854	93.5	32.754	37.011	118.2	2:26.819 (2)	89.92	0.205	10:51:22.561
3 -	29.064	17.049	122.9	30.692	95.7	32.821	37.309	<i>118.7</i>	2:26.935 (3)	89.85	0.321	10:53:49.496
4 -	28.752	17.229	120.6	30.742	95.7	32.586	37.305	115.5	2:26.614 (1)	90.04		10:56:16.110
5 -	29.478	17.254	120.6	30.752	96.0	32.826	37.485	118.0	2:27.795	89.32	1.181	10:58:43.905
6 -	29.293	17.448	120.0	30.576	95.0	32.932	37.343	117.6	2:27.592	89.45	0.978	11:01:11.497
7 -	29.541	17.315	122.0	30.491	96.2	32.656	37.563	118.4	2:27.566	89.46	0.952	11:03:39.063
8 -	29.302	17.029	123.1	30.576	93.5	32.910	37.859	115.9	2:27.676	89.40	1.062	11:06:06.739

P29	45	Scott SWANN	Honda NSF - Swann Racing	
IDEAL LAP TIME : 2:26.147		BEST LAP TIME : 2:26.661		DIFFERENCE : 0.514

LAP	SECTOR 1	SECTOR 2	SECTOR 3	SECTOR 4	SECTOR 5	LAP TIME	MPH	DIFF	TIME OF DAY			
1 -		17.429	<i>124.7</i>	31.218	95.4	33.267	37.320	<i>118.4</i>	2:32.343	86.66	5.682	10:48:54.614
2 -	28.877	17.033	123.1	30.993	95.0	33.139	37.321	116.3	2:27.363 (3)	89.59	0.702	10:51:21.977
3 -	28.935	17.046	124.0	31.021	95.7	33.007	37.455	115.5	2:27.464	89.52	0.803	10:53:49.441
4 -	28.965	17.042	121.1	30.513	95.0	32.607	37.534	113.3	2:26.661 (1)	90.01		10:56:16.102
5 -	29.189	17.298	120.6	30.442	96.1	32.605	37.641	113.7	2:27.175 (2)	89.70	0.514	10:58:43.277
6 -	29.110	17.387	117.7	30.821	95.8	32.475	37.693	113.5	2:27.486	89.51	0.825	11:01:10.763
7 -	29.271	17.291	117.1	30.599	95.0	32.738	38.057	113.7	2:27.956	89.23	1.295	11:03:38.719
8 -	29.323	17.372	118.1	30.908	92.0	33.100	37.716	116.3	2:28.419	88.95	1.758	11:06:07.138

P30	8 A	Marvin SIEBDRATH	Honda NSF - Team RAS Intact GP	
IDEAL LAP TIME : 2:24.159		BEST LAP TIME : 2:24.468		DIFFERENCE : 0.309

LAP	SECTOR 1	SECTOR 2	SECTOR 3	SECTOR 4	SECTOR 5	LAP TIME	MPH	DIFF	TIME OF DAY			
1 -		17.395	<i>125.4</i>	31.159	93.8	32.631	36.861	119.3	2:31.184	87.32	6.716	10:48:53.455
2 -	28.895	16.882	124.9	29.949	97.3	32.200	36.542	119.5	2:24.468 (1)	91.38		10:51:17.923

MCRCB BULLETIN TK238**2017 MCE British Superbike Championship - Round 9****2017 HEL Performance British Motostar Std & ADAC NEC****RACE 7 - BEST SPEEDS**

POS	INTERMEDIATE 1		INTERMEDIATE 2		INTERMEDIATE 3		INTERMEDIATE 4		FINISH LINE			
	NO	NAME	MPH	NO	NAME	MPH	NO	NAME	MPH	NO	NAME	MPH
1			9	VLEESCHAUWER	129.5	4	ORGIS	101.2		6	BUIS	122.2
2			6	BUIS	129.5	19	RODRIGUEZ	100.0		30	COOK	122.0
3			33	DUNNIK	129.3	52	KÖNIG	100.0		9	VLEESCHAUWER	122.0
4			49	FREITAG	128.5	6	BUIS	99.8		56	ATKINS	120.8
5			66	OTTEN	128.5	54	FALCK	99.7		1	GEIGER	120.6
6			52	KÖNIG	128.3	30	COOK	99.5		4	ORGIS	120.4
7			54	FALCK	128.0	33	DUNNIK	99.5		13	CLARK	120.4
8			72	HORSMAN	128.0	49	FREITAG	99.4		49	FREITAG	120.2
9			56	ATKINS	128.0	1	GEIGER	99.2		2	STRUDWICK	120.2
10			13	CLARK	127.5	2	STRUDWICK	98.8		95	TURNER	120.2
11			26	OGDEN	127.3	9	VLEESCHAUWER	98.6		66	OTTEN	120.2
12			46	HOLE	127.3	72	HORSMAN	98.6		72	HORSMAN	120.0
13			1	GEIGER	127.0	3	ERHARD	98.5		26	OGDEN	120.0
14			89	MORETON	127.0	55	SCOTT	98.5		33	DUNNIK	119.7
15			24	FABER	126.6	95	TURNER	98.5		54	FALCK	119.7
16			3	ERHARD	126.3	37	FRÖDE	98.3		19	RODRIGUEZ	119.5
17			50	BEHAL	126.1	89	MORETON	98.1		3	ERHARD	119.5
18			4	ORGIS	125.6	8	SIEBDRATH	97.3		89	MORETON	119.5
19			11	UHRE	125.6	13	CLARK	96.9		8	SIEBDRATH	119.5
20			95	TURNER	125.4	24	FABER	96.9		52	KÖNIG	119.3
21			8	SIEBDRATH	125.4	26	OGDEN	96.4		24	FABER	118.9
22			22	MENDE	125.2	66	OTTEN	96.2		46	HOLE	118.7
23			19	RODRIGUEZ	124.9	46	HOLE	96.2		45	SWANN	118.4
24			55	SCOTT	124.9	56	ATKINS	96.1		22	MENDE	118.0
25			81	WASLEY	124.7	45	SWANN	96.1		55	SCOTT	117.6
26			45	SWANN	124.7	11	UHRE	95.7		81	WASLEY	117.4
27			2	STRUDWICK	124.0	81	WASLEY	95.0		65	REHACEK	115.9
28			37	FRÖDE	124.0	50	BEHAL	94.7		50	BEHAL	115.7
29			30	COOK	123.3	22	MENDE	94.5		11	UHRE	115.1
30			65	REHACEK	122.9	65	REHACEK	93.2		37	FRÖDE	113.5
31												

Weather / Track : Overcast / Dry

Results can be found at www.tsl-timing.com

Silverstone GP

Circuit Length = 3.6673 miles

Start: 10:46 Flag 11:10 End: 11:12

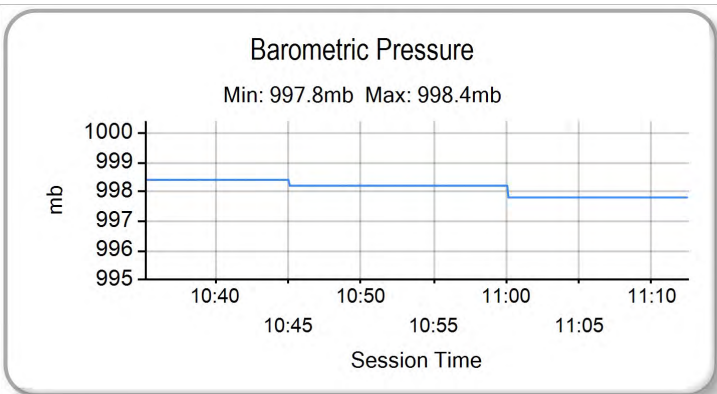
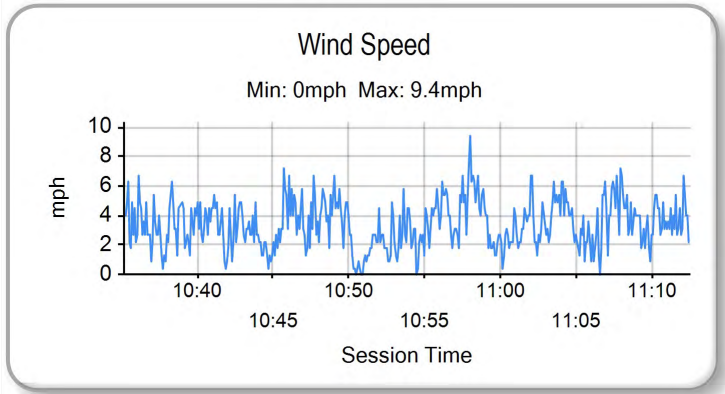
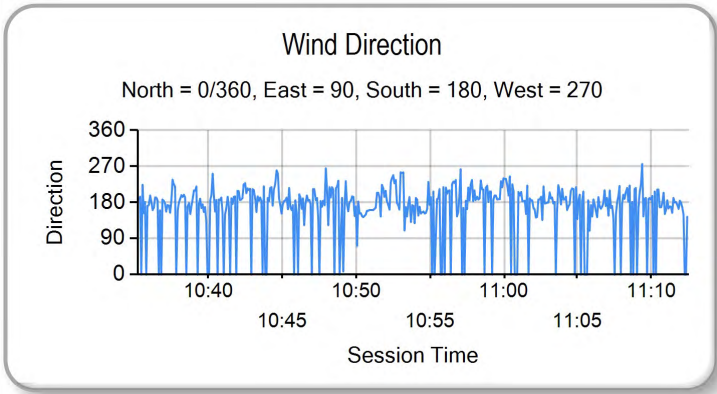
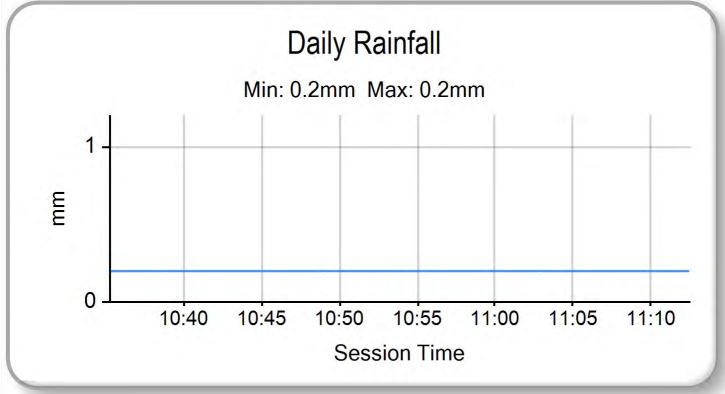
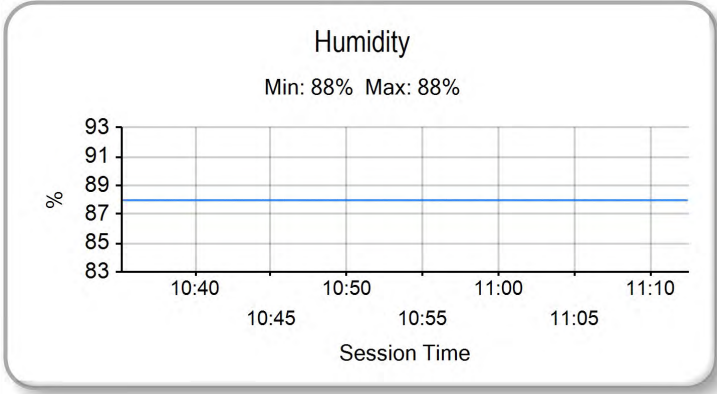
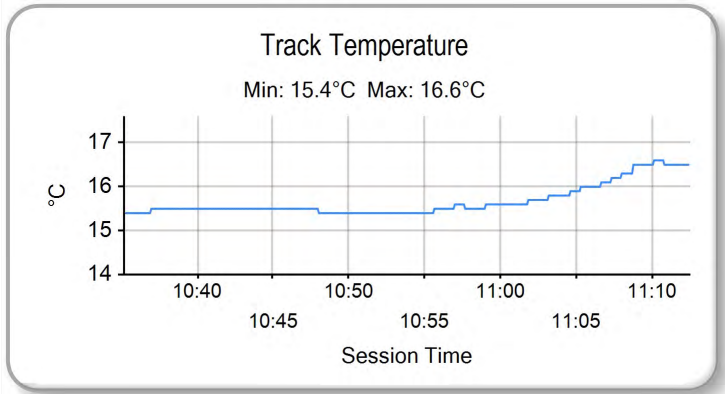
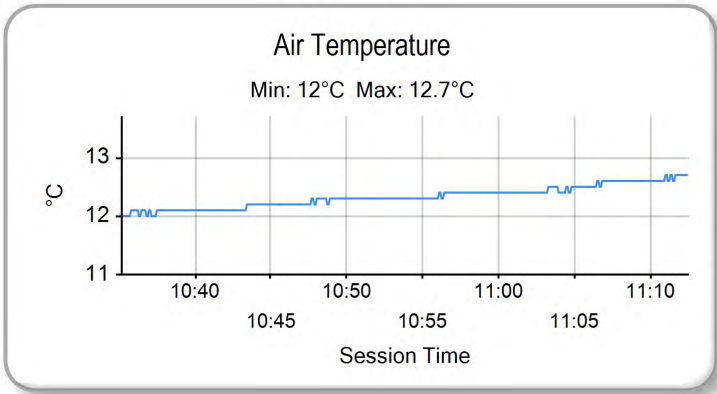
Printed - 11:14 Sunday, 10 September 2017

MCRCB BULLETIN TK240

2017 MCE British Superbike Championship - Round 9

2017 HEL Performance British Motostar Std & ADAC NEC

RACE 7 - WEATHER CONDITIONS



Weather / Track : Overcast / Dry

Results can be found at www.tsl-timing.com

Silverstone GP
Circuit Length = 3.6673 miles
Start: 10:46 Flag 11:10 End: 11:12

Printed - 11:15 Sunday, 10 September 2017

MCRCB BULLETIN TK280

2017 MCE British Superbike Championship - Round 9

2017 HEL Performance British Motostar GP & ADAC NEC

RACE 12 - CLASSIFICATION



POS	NO	CL	PIC NAME	ENTRY	LAPS	TIME	GAP	DIFF	MPH	BEST	ON
1	69		1 Tom BOOTH-AMOS	KTM - City Lifting RS Racing	7	16:23.190			93.99	2:17.932	3
2	47		2 Jake ARCHER	KTM - City Lifting RS Racing	7	16:25.559	2.369	2.369	93.77	2:19.029	3
3	12		3 Edward RENDELL	KTM - Banks Racing	7	16:27.899	4.709	2.340	93.54	2:19.301	3
4	15		4 Eugene McMANUS	KTM - RS Racing / E15 Racing	7	16:28.333	5.143	0.434	93.50	2:19.788	3
5	3		5 Richard KERR	KTM - North West Racing	7	16:32.417	9.227	4.084	93.12	2:20.305	3
6	44		6 Edmund BEST	KTM - SymCirrus Motorsport	7	16:49.125	25.935	16.708	91.58	2:22.081	3
7	23		7 Sam LLEWELLYN	KTM - SymCirrus Motorsport	7	16:49.167	25.977	0.042	91.57	2:22.384	3
8	64		8 Asher DURHAM	Mahindra - Microlise Cresswell Racing	7	16:49.463	26.273	0.296	91.55	2:22.013	3
9	79		9 Storm STACEY	Kalex - FPW Racing	7	16:52.465	29.275	3.002	91.27	2:23.165	3
10	35		10 Elliot LODGE	FTR - Spike Racing / SP125	7	16:56.431	33.241	3.966	90.92	2:22.991	4
11	52		11 Jorel BOERBOOM	Kalex KTM - Fireplace Warehouse	6	14:31.578	1 Lap	1 Lap	90.88	2:23.431	3
12	34		12 Liam DELVES	DR-Moto - Stauff Connect Academy / Dr-Moto	6	14:33.405	1 Lap	1.827	90.69	2:23.790	3
13	25		13 Mike BROUWERS	KTM - TEC7-Joma / Brouwersracingteam	6	14:34.273	1 Lap	0.868	90.60	2:24.481	3
14	17		14 Tom CARNE	Tigcraft - Neatafan / Tigcraft Racing	6	14:34.404	1 Lap	0.131	90.59	2:23.589	3
15	61	A	1 Ernst DUBBINK	Honda - Ernst Dubbink Eveno Racing	6	14:38.043	1 Lap	3.639	90.21	2:24.398	5
16	7	A	2 Tim GEORGI	KTM - ADAC Berlin-Brandenburg e.V.	6	14:38.089	1 Lap	0.046	90.21	2:22.663	3
17	20		15 Joel MARKLUND	KTM - Marklund Solutions / SP125	6	14:47.611	1 Lap	9.522	89.24	2:25.806	3
18	41	A	3 Jan-Ole JÄHNIG	KTM - Freudenbrug / ADAC Hessen Thür.	6	14:50.891	1 Lap	3.280	88.91	2:24.633	2
19	99		16 Stephen CAMPBELL	Honda - Campbell Racing	6	14:56.416	1 Lap	5.525	88.36	2:27.816	4
20	27		17 Josh HODGE	KTM - Team HPR	6	15:00.036	1 Lap	3.620	88.01	2:28.424	6
21	77	A	4 Ruben BIJMAN	Honda - B.V. Racing Moto 3	6	15:04.313	1 Lap	4.277	87.59	2:28.782	3
22	54		18 Sam BURMAN	KTM - TeamWNT / Burman Racing	6	15:04.660	1 Lap	0.347	87.56	2:28.084	3

FASTEST LAP

69			Tom BOOTH-AMOS	KTM - City Lifting RS Racing	3	2:17.932		95.71 mph		154.04 kph
7	A		Tim GEORGI	KTM - ADAC Berlin-Brandenburg e.V.	3	2:22.663		92.54 mph		148.93 kph

Weather / Track : Overcast / Dry

These results are provisional until the conclusion of any judicial and technical matters.

Silverstone GP

Circuit Length = 3.6673 miles

Start: 14:56 Flag 15:13 End: 15:14

Race Director :	Stewards :	Timekeeper :
-----------------	------------	--------------

Results can be found at www.britishsuperbike.com

Printed - 15:16 Sunday, 10 September 2017



MCRCB BULLETIN TK281

2017 MCE British Superbike Championship - Round 9

2017 HEL Performance British Motostar GP & ADAC NEC

RACE 12 - LAP CHART

LAP 1 @ 14:59:00.189

NO	BEHIND	LAP TIME
69		2:21.883
47	1.941	2:23.824
3	2.225	2:24.108
15	2.400	2:24.283
12	2.935	2:24.818
64	4.868	2:26.751
44	5.333	2:27.216
52	5.904	2:27.787
79	5.987	2:27.870
7	6.157	2:28.040
23	6.330	2:28.213
25	7.088	2:28.971
41	7.406	2:29.289
35	7.696	2:29.579
17	8.138	2:30.021
61	9.162	2:31.045
20	9.210	2:31.093
34	9.987	2:31.870
99	12.295	2:34.178
54	12.489	2:34.372
27	12.869	2:34.752
77	13.082	2:34.965

LAP 2 @ 15:01:20.553

NO	BEHIND	LAP TIME
69		2:20.364
15	2.705	2:20.669
47	2.785	2:21.208
12	2.933	2:20.362
3	3.237	2:21.376
44	8.134	2:23.165
64	8.243	2:23.739
79	9.600	2:23.977
23	9.676	2:23.710
7	9.870	2:24.077
52	10.140	2:24.600
41	11.675	2:24.633
35	11.843	2:24.511
17	12.022	2:24.248
25	12.301	2:25.577
61	14.683	2:25.885
34	14.898	2:25.275
20	15.310	2:26.464
99	21.289	2:29.358
54	22.372	2:30.247
27	22.760	2:30.255
77	23.570	2:30.852

LAP 3 @ 15:03:38.485

NO	BEHIND	LAP TIME
69		2:17.932
47	3.882	2:19.029
12	4.302	2:19.301
15	4.561	2:19.788
3	5.610	2:20.305
44	12.283	2:22.081
64	12.324	2:22.013
23	14.128	2:22.384
7	14.601	2:22.663
79	14.833	2:23.165
52	15.639	2:23.431

17	17.679	2:23.589
35	17.828	2:23.917
25	18.850	2:24.481
34	20.756	2:23.790
61	21.481	2:24.730
41	21.952	2:28.209
20	23.184	2:25.806
99	31.192	2:27.835
54	32.524	2:28.084
27	33.305	2:28.477
77	34.420	2:28.782

LAP 4 @ 15:05:58.621

NO	BEHIND	LAP TIME
69		2:20.136
47	3.656	2:19.910
15	4.491	2:20.066
12	4.643	2:20.477
3	6.454	2:20.980
44	15.946	2:23.799
64	16.366	2:24.178
23	17.602	2:23.610
79	18.149	2:23.452
52	19.821	2:24.318
35	20.683	2:22.991
7	21.047	2:26.582
17	21.834	2:24.291
25	24.178	2:25.464
34	24.891	2:24.271
61	26.131	2:24.786
41	28.740	2:26.924
20	29.016	2:25.968
99	38.872	2:27.816
54	41.388	2:29.000
27	41.918	2:28.749
77	43.189	2:28.905

LAP 5 @ 15:08:17.636

NO	BEHIND	LAP TIME
69		2:19.015
47	4.949	2:20.308
12	6.035	2:20.407
15	6.484	2:21.008
3	8.762	2:21.323
44	21.185	2:24.254
64	21.601	2:24.250
23	22.550	2:23.963
79	23.030	2:23.896
35	26.238	2:24.570
52	26.384	2:25.578
17	28.870	2:26.051
34	29.757	2:23.881
25	30.376	2:25.213
7	30.811	2:28.779
61	31.514	2:24.398
20	38.025	2:28.024
41	38.758	2:29.033
99	48.359	2:28.502
27	52.282	2:29.379
54	53.393	2:31.020
77	54.708	2:30.534

LAP 6 @ 15:10:39.307

NO	BEHIND	LAP TIME
69		2:21.671
47	4.144	2:20.866
12	5.090	2:20.726
15	5.896	2:21.083
3	8.874	2:21.783
44	23.838	2:24.324
23	24.165	2:23.286
64	24.416	2:24.486
79	26.161	2:24.802
35	29.562	2:24.995
52	30.577	2:25.864
34	32.404	2:24.318
25	33.272	2:24.567
17	33.403	2:26.204
61	37.042	2:27.199
7	37.088	2:27.948
20	46.610	2:30.256
41	49.890	2:32.803
99	55.415	2:28.727
27	59.035	2:28.424
77	1:03.312	2:30.275
54	1:03.659	2:31.937

LAP 7 @ 15:13:01.496

NO	BEHIND	LAP TIME
69		2:22.189
47	2.369	2:20.414
12	4.709	2:21.808
15	5.143	2:21.436
3	9.227	2:22.542
44	25.935	2:24.286
23	25.977	2:24.001
64	26.273	2:24.046
79	29.275	2:25.303
35	33.241	2:25.868

Weather / Track : Overcast / Dry

Results can be found at www.tsl-timing.com

Silverstone GP

Circuit Length = 3.6673 miles

Start: 14:56 Flag 15:13 End: 15:14

Printed - 15:17 Sunday, 10 September 2017

MCRCB BULLETIN TK282**2017 MCE British Superbike Championship - Round 9****2017 HEL Performance British Motostar GP & ADAC NEC****RACE 12 - POSITION CHART**

No	Name	Lap	1	2	3	4	5	6	7
		Pos							
69	BOOTH-AMOS	1	69	69	69	69	69	69	69
47	ARCHER	2	47	15	47	47	47	47	47
44	BEST	3	3	47	12	15	12	12	12
3	KERR	4	15	12	15	12	15	15	15
12	RENDELL	5	12	3	3	3	3	3	3
79	STACEY	6	64	44	44	44	44	44	44
52	BOERBOOM	7	44	64	64	64	64	23	23
15	McMANUS	8	52	79	23	23	23	64	64
25	BROUWERS	9	79	23	7	79	79	79	79
23	LLEWELLYN	10	7	7	79	52	35	35	35
34	DELVES	11	23	52	52	35	52	52	
64	DURHAM	12	25	41	17	7	17	34	
99	CAMPBELL	13	41	35	35	17	34	25	
41	JÄHNIG	14	35	17	25	25	25	17	
61	DUBBINK	15	17	25	34	34	7	61	
27	HODGE	16	61	61	61	61	61	7	
77	BIJMAN	17	20	34	41	41	20	20	
54	BURMAN	18	34	20	20	20	41	41	
35	LODGE	19	99	99	99	99	99	99	
20	MARKLUND	20	54	54	54	54	27	27	
7	GEORGI	21	27	27	27	27	54	77	
17	CARNE	22	77	77	77	77	77	54	

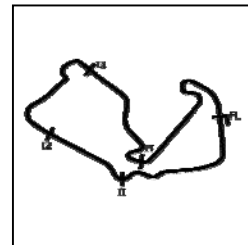
Weather / Track : Overcast / Dry

Results can be found at www.tsl-timing.com

Silverstone GP
Circuit Length = 3.6673 miles
Start: 14:56 Flag 15:13 End: 15:14

Printed - 15:17 Sunday, 10 September 2017

RACE 12 - SECTOR ANALYSIS



SECTOR 1 = FL to I1, SECTOR 2 = I1 to I2, SECTOR 3 = I2 to I3, SECTOR 4 = I3 to I4, SECTOR 5 = I4 to FL, DIFF = Difference To Personal Best Lap, P = Crossed Finish Line in Pit Lane, D = Time Disallowed

P1 69		Tom BOOTH-AMOS				KTM - City Lifting RS Racing						
IDEAL LAP TIME : 2:17.698		BEST LAP TIME : 2:17.932				DIFFERENCE : 0.234						
LAP	SECTOR 1	SECTOR 2	SECTOR 3	SECTOR 4	SECTOR 5	LAP TIME	MPH	DIFF	TIME OF DAY			
1 -		16.580	125.9	28.926	102.7	30.474	34.998	124.5	2:21.883	93.05	3.951	14:59:00.189
2 -	27.805	17.236	125.6	29.630	101.8	30.604	35.089	123.6	2:20.364	94.05	2.432	15:01:20.553
3 -	27.411	16.420	128.5	28.764	101.8	30.265	35.072	123.8	2:17.932 (1)	95.71		15:03:38.485
4 -	27.361	17.009	124.5	29.451	101.0	31.005	35.310	123.3	2:20.136 (3)	94.21	2.204	15:05:58.621
5 -	27.505	16.717	128.5	28.654	101.0	30.701	35.438	122.9	2:19.015 (2)	94.97	1.083	15:08:17.636
6 -	27.571	16.560	128.3	29.545	96.8	31.959	36.036	122.6	2:21.671	93.19	3.739	15:10:39.307
7 -	28.047	16.838	126.3	29.742	98.6	31.192	36.370	120.8	2:22.189	92.85	4.257	15:13:01.496

P2 47		Jake ARCHER				KTM - City Lifting RS Racing						
IDEAL LAP TIME : 2:18.658		BEST LAP TIME : 2:19.029				DIFFERENCE : 0.371						
LAP	SECTOR 1	SECTOR 2	SECTOR 3	SECTOR 4	SECTOR 5	LAP TIME	MPH	DIFF	TIME OF DAY			
1 -		16.528	128.8	29.182	101.9	30.982	36.047	124.5	2:23.824	91.79	4.795	14:59:02.130
2 -	27.757	16.833	126.8	29.629	101.8	31.427	35.562	126.7	2:21.208	93.49	2.179	15:01:23.338
3 -	27.488	16.366	128.8	28.893	101.9	30.655	35.627	123.6	2:19.029 (1)	94.96		15:03:42.367
4 -	27.351	16.816	124.7	29.380	101.3	30.970	35.393	123.1	2:19.910 (2)	94.36	0.881	15:06:02.277
5 -	27.462	16.705	127.5	28.927	98.8	31.339	35.875	122.6	2:20.308 (3)	94.09	1.279	15:08:22.585
6 -	27.957	16.622	128.0	29.193	98.8	31.311	35.783	122.6	2:20.866	93.72	1.837	15:10:43.451
7 -	27.718	16.706	126.1	29.201	100.1	31.058	35.731	123.1	2:20.414	94.02	1.385	15:13:03.865

P3 12		Edward RENDELL				KTM - Banks Racing						
IDEAL LAP TIME : 2:19.275		BEST LAP TIME : 2:19.301				DIFFERENCE : 0.026						
LAP	SECTOR 1	SECTOR 2	SECTOR 3	SECTOR 4	SECTOR 5	LAP TIME	MPH	DIFF	TIME OF DAY			
1 -		16.853	126.6	29.488	101.3	30.998	35.522	123.6	2:24.818	91.16	5.517	14:59:03.124
2 -	27.727	16.778	123.3	29.197	103.2	30.809	35.851	125.5	2:20.362 (2)	94.05	1.061	15:01:23.486
3 -	27.728	16.592	124.0	28.763	102.1	30.671	35.547	121.5	2:19.301 (1)	94.77		15:03:42.787
4 -	27.764	17.073	121.3	29.059	101.5	31.022	35.559	123.8	2:20.477	93.98	1.176	15:06:03.264
5 -	27.756	16.973	122.0	28.860	101.6	31.061	35.757	119.7	2:20.407 (3)	94.02	1.106	15:08:23.671
6 -	27.881	16.733	122.2	29.125	100.4	31.212	35.775	119.3	2:20.726	93.81	1.425	15:10:44.397
7 -	27.882	16.977	120.2	29.774	99.4	31.208	35.967	119.7	2:21.808	93.10	2.507	15:13:06.205

P4 15		Eugene McMANUS				KTM - RS Racing / E15 Racing						
IDEAL LAP TIME : 2:19.268		BEST LAP TIME : 2:19.788				DIFFERENCE : 0.520						
LAP	SECTOR 1	SECTOR 2	SECTOR 3	SECTOR 4	SECTOR 5	LAP TIME	MPH	DIFF	TIME OF DAY			
1 -		16.546	128.5	29.417	100.6	31.146	35.563	127.4	2:24.283	91.50	4.495	14:59:02.589
2 -	27.607	16.539	129.3	29.394	98.6	31.226	35.903	124.0	2:20.669 (3)	93.85	0.881	15:01:23.258
3 -	28.121	16.265	132.8	28.868	102.1	30.965	35.569	125.2	2:19.788 (1)	94.44		15:03:43.046
4 -	27.701	16.597	128.3	28.879	102.1	31.164	35.725	124.3	2:20.066 (2)	94.25	0.278	15:06:03.112
5 -	27.735	16.813	130.0	29.014	97.6	31.639	35.807	124.5	2:21.008	93.62	1.220	15:08:24.120
6 -	27.831	16.336	132.8	28.983	98.6	31.600	36.333	124.3	2:21.083	93.57	1.295	15:10:45.203
7 -	27.641	16.530	129.3	29.967	100.1	31.456	35.842	124.7	2:21.436	93.34	1.648	15:13:06.639

P5 3		Richard KERR				KTM - North West Racing						
IDEAL LAP TIME : 2:19.954		BEST LAP TIME : 2:20.305				DIFFERENCE : 0.351						
LAP	SECTOR 1	SECTOR 2	SECTOR 3	SECTOR 4	SECTOR 5	LAP TIME	MPH	DIFF	TIME OF DAY			
1 -		16.908	123.1	29.627	98.8	31.130	35.780	125.9	2:24.108	91.61	3.803	14:59:02.414
2 -	28.071	16.498	128.8	29.735	99.8	31.436	35.636	126.2	2:21.376	93.38	1.071	15:01:23.790
3 -	27.875	16.235	131.5	29.278	97.3	31.109	35.808	123.8	2:20.305 (1)	94.09		15:03:44.095
4 -	27.836	16.737	124.5	29.362	101.0	31.177	35.868	123.1	2:20.980 (2)	93.64	0.675	15:06:05.075
5 -	27.813	16.576	126.6	29.328	100.0	31.494	36.112	122.4	2:21.323 (3)	93.42	1.018	15:08:26.398
6 -	28.151	16.650	126.3	29.161	98.1	31.644	36.177	122.4	2:21.783	93.11	1.478	15:10:48.181
7 -	28.106	16.864	124.0	29.692	94.2	31.629	36.251	122.4	2:22.542	92.62	2.237	15:13:10.723

P6 44		Edmund BEST				KTM - SymCirrus Motorsport				
IDEAL LAP TIME : 2:21.973		BEST LAP TIME : 2:22.081				DIFFERENCE : 0.108				
LAP	SECTOR 1	SECTOR 2	SECTOR 3	SECTOR 4	SECTOR 5	LAP TIME	MPH	DIFF	TIME OF DAY	

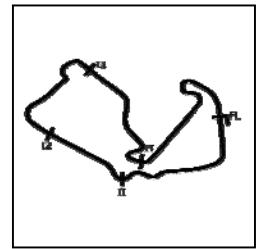
Weather / Track : Overcast / Dry

Silverstone GP

Circuit Length = 3.6673 miles

Start: 14:56 Flag 15:13 End: 15:14

RACE 12 - SECTOR ANALYSIS



SECTOR 1 = FL to I1, SECTOR 2 = I1 to I2, SECTOR 3 = I2 to I3, SECTOR 4 = I3 to I4, SECTOR 5 = I4 to FL, DIFF = Difference To Personal Best Lap, P = Crossed Finish Line in Pit Lane, D = Time Disallowed

1 -		16.908	123.3	29.704	98.2	32.606		36.609	122.2	2:27.216	89.68	5.135	14:59:05.522
2 -	28.188	17.154	125.6	29.759	97.5	31.853		36.211	120.6	2:23.165 (2)	92.21	1.084	15:01:28.687
3 -	28.287	16.791	126.3	29.357	98.9	31.426		36.220	119.5	2:22.081 (1)	92.92		15:03:50.768
4 -	28.379	17.586	123.1	29.866	97.5	31.589		36.379	119.3	2:23.799 (3)	91.81	1.718	15:06:14.567
5 -	28.218	17.052	122.9	29.897	95.1	32.285		36.802	119.5	2:24.254	91.52	2.173	15:08:38.821
6 -	28.268	16.954	123.8	30.204	96.1	32.075		36.823	119.3	2:24.324	91.47	2.243	15:11:03.145
7 -	28.380	17.152	121.5	30.001	92.5	32.158		36.595	120.2	2:24.286	91.50	2.205	15:13:27.431

P7	23	Sam LLEWELLYN					KTM - SymCircus Motorsport							
IDEAL LAP TIME : 2:22.270		BEST LAP TIME : 2:22.384			DIFFERENCE : 0.114									

LAP	SECTOR 1	SECTOR 2	SECTOR 3	SECTOR 4	SECTOR 5	LAP TIME	MPH	DIFF	TIME OF DAY				
1 -		16.778	130.8	30.051	99.2	32.308		36.610	126.9	2:28.213	89.07	5.829	14:59:06.519
2 -	28.641	16.755	130.8	30.228	99.4	32.088		35.998	126.9	2:23.710	91.86	1.326	15:01:30.229
3 -	28.411	16.539	131.0	29.597	99.8	31.725		36.112	123.3	2:22.384 (1)	92.72		15:03:52.613
4 -	28.536	17.065	126.1	29.832	96.4	32.048		36.129	122.6	2:23.610 (3)	91.93	1.226	15:06:16.223
5 -	28.923	16.732	127.3	29.841	99.4	32.221		36.246	121.5	2:23.963	91.70	1.579	15:08:40.186
6 -	28.728	16.545	128.8	29.676	99.7	32.010		36.327	121.1	2:23.286 (2)	92.14	0.902	15:11:03.472
7 -	28.622	16.685	123.5	30.208	96.6	32.049		36.437	123.3	2:24.001	91.68	1.617	15:13:27.473

P8	64	Asher DURHAM					Mahindra - Microlise Cresswell Racing							
IDEAL LAP TIME : 2:21.928		BEST LAP TIME : 2:22.013			DIFFERENCE : 0.085									

LAP	SECTOR 1	SECTOR 2	SECTOR 3	SECTOR 4	SECTOR 5	LAP TIME	MPH	DIFF	TIME OF DAY				
1 -		16.542	130.0	29.950	98.9	32.005		36.034	125.5	2:26.751	89.96	4.738	14:59:05.057
2 -	28.421	17.239	127.0	30.153	99.8	31.955		35.971	125.9	2:23.739 (2)	91.84	1.726	15:01:28.796
3 -	28.064	16.627	128.5	29.879	100.0	31.517		35.926	123.3	2:22.013 (1)	92.96		15:03:50.809
4 -	28.245	17.415	125.6	30.486	97.9	31.815		36.217	123.6	2:24.178	91.57	2.165	15:06:14.987
5 -	28.252	16.946	129.3	30.300	96.9	32.129		36.623	123.1	2:24.250	91.52	2.237	15:08:39.237
6 -	28.429	16.819	130.0	30.137	98.6	32.229		36.872	124.0	2:24.486	91.37	2.473	15:11:03.723
7 -	28.554	16.746	129.8	30.208	98.2	32.125		36.413	124.7	2:24.046 (3)	91.65	2.033	15:13:27.769

P9	79	Storm STACEY					Kalex - FPW Racing							
IDEAL LAP TIME : 2:22.648		BEST LAP TIME : 2:23.165			DIFFERENCE : 0.517									

LAP	SECTOR 1	SECTOR 2	SECTOR 3	SECTOR 4	SECTOR 5	LAP TIME	MPH	DIFF	TIME OF DAY				
1 -		16.732	130.8	30.215	99.2	32.221		36.456	127.9	2:27.870	89.28	4.705	14:59:06.176
2 -	28.503	16.822	128.5	29.968	99.1	32.384		36.300	125.2	2:23.977	91.69	0.812	15:01:30.153
3 -	28.405	16.576	130.3	29.922	98.6	32.176		36.086	126.7	2:23.165 (1)	92.21		15:03:53.318
4 -	28.516	17.269	125.6	29.777	98.3	31.813		36.077	125.2	2:23.452 (2)	92.03	0.287	15:06:16.770
5 -	28.622	16.646	129.8	30.051	98.9	32.122		36.455	125.7	2:23.896 (3)	91.74	0.731	15:08:40.666
6 -	28.709	16.961	127.0	30.176	97.5	32.326		36.630	124.3	2:24.802	91.17	1.637	15:11:05.468
7 -	28.595	17.022	125.6	30.664	97.3	32.384		36.638	124.0	2:25.303	90.86	2.138	15:13:30.771

P10	35	Elliot LODGE					FTR - Spike Racing / SP125							
IDEAL LAP TIME : 2:22.656		BEST LAP TIME : 2:22.991			DIFFERENCE : 0.335									

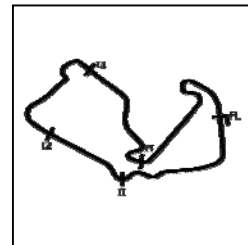
LAP	SECTOR 1	SECTOR 2	SECTOR 3	SECTOR 4	SECTOR 5	LAP TIME	MPH	DIFF	TIME OF DAY				
1 -		16.535	128.3	30.415	98.8	32.546		36.461	126.7	2:29.579	88.26	6.588	14:59:07.885
2 -	28.695	16.633	128.0	30.269	98.9	32.165		36.749	124.3	2:24.511 (3)	91.35	1.520	15:01:32.396
3 -	29.366	16.779	127.3	29.753	100.6	31.664		36.355	124.7	2:23.917 (2)	91.73	0.926	15:03:56.313
4 -	28.349	16.606	126.1	29.900	98.6	31.673		36.463	123.1	2:22.991 (1)	92.33		15:06:19.304
5 -	28.894	16.694	126.8	29.771	98.9	32.204		37.007	121.1	2:24.570	91.32	1.579	15:08:43.874
6 -	29.499	16.748	126.8	30.045	96.9	32.176		36.527	121.1	2:24.995	91.05	2.004	15:11:08.869
7 -	28.776	17.022	124.0	30.404	97.3	32.564		37.102	120.8	2:25.868	90.50	2.877	15:13:34.737

P11	52	Jorel BOERBOOM					Kalex KTM - Fireplace Warehouse							
IDEAL LAP TIME : 2:23.431		BEST LAP TIME : 2:23.431			DIFFERENCE : 0.000									

LAP	SECTOR 1	SECTOR 2	SECTOR 3	SECTOR 4	SECTOR 5	LAP TIME	MPH	DIFF	TIME OF DAY				
1 -		16.841	126.6	30.223	99.1	32.277		36.575	124.3	2:27.787	89.33	4.356	14:59:06.093
2 -	28.721	16.746	129.0	30.007	99.7	32.136		36.990	125.2	2:24.600 (3)	91.30	1.169	15:01:30.693
3 -	28.536	16.600	129.3	29.689	97.5	32.048		36.558	123.3	2:23.431 (1)	92.04		15:03:54.124
4 -	28.566	16.935	127.0	29.934	97.3	32.271		36.612	121.5	2:24.318 (2)	91.48	0.887	15:06:18.442

Silverstone GP
 Circuit Length = 3.6673 miles
 Start: 14:56 Flag 15:13 End: 15:14

RACE 12 - SECTOR ANALYSIS



SECTOR 1 = FL to I1, SECTOR 2 = I1 to I2, SECTOR 3 = I2 to I3, SECTOR 4 = I3 to I4, SECTOR 5 = I4 to FL, DIFF = Difference To Personal Best Lap, P = Crossed Finish Line in Pit Lane, D = Time Disallowed

5 -	28.776	17.088	126.1	30.220	95.4	32.590	36.904	123.3	2:25.578	90.68	2.147	15:08:44.020
6 -	29.139	17.020	127.8	30.177	96.5	32.481	37.047	121.1	2:25.864	90.51	2.433	15:11:09.884

P12	34	Liam DELVES					DR-Moto - Stauff Connect Academy / Dr-Moto						
IDEAL LAP TIME : 2:22.971		BEST LAP TIME : 2:23.790					DIFFERENCE : 0.819						
LAP	SECTOR 1	SECTOR 2	SECTOR 3	SECTOR 4	SECTOR 5	LAP TIME	MPH	DIFF	TIME OF DAY				
1 -		16.921	<i>129.5</i>	30.657	95.5	34.496	36.926	<i>123.3</i>	2:31.870	86.93	8.080	14:59:10.176	
2 -	28.982	17.220	125.6	30.304	<i>98.8</i>	32.103	36.666	122.9	2:25.275	90.87	1.485	15:01:35.451	
3 -	28.532	16.909	126.3	29.975	98.2	<i>31.838</i>	36.536	120.8	2:23.790 (1)	91.81		15:03:59.241	
4 -	28.330	17.227	123.8	30.079	97.9	32.165	36.470	122.0	2:24.271 (3)	91.51	0.481	15:06:23.512	
5 -	<i>28.131</i>	<i>16.722</i>	127.0	<i>29.938</i>	96.9	32.299	36.791	121.5	2:23.881 (2)	91.75	0.091	15:08:47.393	
6 -	28.757	16.827	128.3	30.181	96.5	32.211	36.342	120.6	2:24.318	91.48	0.528	15:11:11.711	

P13	25	Mike BROUWERS					KTM - TEC7-Joma / Brouwersracingteam						
IDEAL LAP TIME : 2:23.376		BEST LAP TIME : 2:24.481					DIFFERENCE : 1.105						
LAP	SECTOR 1	SECTOR 2	SECTOR 3	SECTOR 4	SECTOR 5	LAP TIME	MPH	DIFF	TIME OF DAY				
1 -		17.089	125.9	30.353	97.9	32.289	36.698	121.3	2:28.971	88.62	4.490	14:59:07.277	
2 -	28.900	17.304	125.4	30.293	<i>98.2</i>	32.226	36.854	<i>121.5</i>	2:25.577	90.69	1.096	15:01:32.854	
3 -	29.080	<i>16.734</i>	<i>126.6</i>	30.343	97.9	<i>31.741</i>	36.583	119.1	2:24.481 (1)	91.37		15:03:57.335	
4 -	28.346	17.213	121.7	30.611	97.2	32.299	36.995	119.3	2:25.464	90.76	0.983	15:06:22.799	
5 -	28.525	17.065	121.7	<i>30.021</i>	96.8	32.430	37.172	118.9	2:25.213 (3)	90.91	0.732	15:08:48.012	
6 -	28.539	16.860	125.2	30.084	97.1	32.319	36.765	118.9	2:24.567 (2)	91.32	0.086	15:11:12.579	

P14	17	Tom CARNE					Tigcraft - Neatafan / Tigcraft Racing						
IDEAL LAP TIME : 2:22.440		BEST LAP TIME : 2:23.589					DIFFERENCE : 1.149						
LAP	SECTOR 1	SECTOR 2	SECTOR 3	SECTOR 4	SECTOR 5	LAP TIME	MPH	DIFF	TIME OF DAY				
1 -		17.149	124.0	<i>29.847</i>	99.1	32.217	36.677	121.7	2:30.021	88.00	6.432	14:59:08.327	
2 -	28.519	<i>16.818</i>	128.8	30.307	97.9	31.953	36.651	<i>123.6</i>	2:24.248 (2)	91.52	0.659	15:01:32.575	
3 -	29.009	17.033	128.0	29.907	<i>99.7</i>	<i>31.425</i>	36.215	120.4	2:23.589 (1)	91.94		15:03:56.164	
4 -	<i>28.135</i>	17.119	126.1	30.273	95.8	31.969	36.795	121.1	2:24.291 (3)	91.49	0.702	15:06:20.455	
5 -	28.545	16.964	<i>129.0</i>	30.531	95.1	32.622	37.389	118.4	2:26.051	90.39	2.462	15:08:46.506	
6 -	29.186	17.249	124.7	30.487	94.9	32.502	36.780	121.3	2:26.204	90.30	2.615	15:11:12.710	

P15	61 A	Ernst DUBBINK					Honda - Ernst Dubbink Eveno Racing						
IDEAL LAP TIME : 2:23.931		BEST LAP TIME : 2:24.398					DIFFERENCE : 0.467						
LAP	SECTOR 1	SECTOR 2	SECTOR 3	SECTOR 4	SECTOR 5	LAP TIME	MPH	DIFF	TIME OF DAY				
1 -		16.976	125.4	30.662	96.9	33.326	36.805	<i>122.2</i>	2:31.045	87.40	6.647	14:59:09.351	
2 -	29.143	17.238	125.4	30.352	97.6	32.452	36.700	121.3	2:25.885	90.49	1.487	15:01:35.236	
3 -	29.110	<i>16.592</i>	124.9	30.221	97.8	32.120	36.687	121.5	2:24.730 (2)	91.22	0.332	15:03:59.966	
4 -	<i>28.795</i>	17.174	124.9	30.123	98.3	<i>32.016</i>	36.678	120.8	2:24.786 (3)	91.18	0.388	15:06:24.752	
5 -	28.820	16.860	125.9	<i>29.850</i>	<i>98.5</i>	32.154	36.714	120.6	2:24.398 (1)	91.43		15:08:49.150	
6 -	29.011	16.831	<i>128.8</i>	31.175	84.5	33.170	37.012	118.9	2:27.199	89.69	2.801	15:11:16.349	

P16	7 A	Tim GEORGI					KTM - ADAC Berlin-Brandenburg e.V.						
IDEAL LAP TIME : 2:22.663		BEST LAP TIME : 2:22.663					DIFFERENCE : 0.000						
LAP	SECTOR 1	SECTOR 2	SECTOR 3	SECTOR 4	SECTOR 5	LAP TIME	MPH	DIFF	TIME OF DAY				
1 -		16.564	<i>131.0</i>	30.224	98.1	31.925	36.247	127.2	2:28.040	89.18	5.377	14:59:06.346	
2 -	28.655	16.663	127.3	30.246	<i>99.1</i>	32.196	36.317	<i>127.7</i>	2:24.077 (2)	91.63	1.414	15:01:30.423	
3 -	<i>28.446</i>	<i>16.466</i>	127.5	<i>29.936</i>	97.6	<i>31.807</i>	36.008	125.5	2:22.663 (1)	92.54		15:03:53.086	
4 -	28.576	17.479	121.1	30.750	94.1	32.683	37.094	122.9	2:26.582 (3)	90.06	3.919	15:06:19.668	
5 -	29.206	17.049	126.8	31.692	92.5	33.652	37.180	123.3	2:28.779	88.73	6.116	15:08:48.447	
6 -	29.488	16.917	129.5	31.079	91.0	33.196	37.268	120.0	2:27.948	89.23	5.285	15:11:16.395	

P17	20	Joel MARKLUND					KTM - Marklund Solutions / SP125						
IDEAL LAP TIME : 2:25.424		BEST LAP TIME : 2:25.806					DIFFERENCE : 0.382						
LAP	SECTOR 1	SECTOR 2	SECTOR 3	SECTOR 4	SECTOR 5	LAP TIME	MPH	DIFF	TIME OF DAY				
1 -		16.806	<i>127.5</i>	30.860	97.3	32.744	37.299	<i>123.8</i>	2:31.093	87.37	5.287	14:59:09.399	
2 -	29.418	16.945	125.6	30.651	<i>98.5</i>	32.610	36.840	122.2	2:26.464 (3)	90.14	0.658	15:01:35.863	

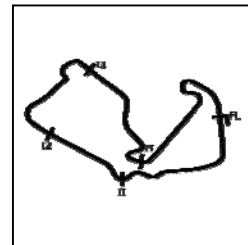
Weather / Track : Overcast / Dry

Silverstone GP

Circuit Length = 3.6673 miles

Start: 14:56 Flag 15:13 End: 15:14

RACE 12 - SECTOR ANALYSIS



SECTOR 1 = FL to I1, SECTOR 2 = I1 to I2, SECTOR 3 = I2 to I3, SECTOR 4 = I3 to I4, SECTOR 5 = I4 to FL, DIFF = Difference To Personal Best Lap, P = Crossed Finish Line in Pit Lane, D = Time Disallowed

3-	28.954	16.761	126.3	30.425	96.4	32.572	37.094	122.0	2:25.806 (1)	90.54		15:04:01.669
4-	28.943	16.944	125.2	30.401	97.8	32.479	37.201	121.1	2:25.968 (2)	90.44	0.162	15:06:27.637
5-	29.163	16.943	123.5	30.841	93.5	33.137	37.940	118.7	2:28.024	89.19	2.218	15:08:55.661
6-	29.964	17.240	124.0	31.240	91.5	33.573	38.239	119.1	2:30.256	87.86	4.450	15:11:25.917

P18 41 A Jan-Ole JÄHNIG KTM - Freudenbrug / ADAC Hessen Thür.

IDEAL LAP TIME : 2:24.490 BEST LAP TIME : 2:24.633 DIFFERENCE : 0.143

LAP	SECTOR 1	SECTOR 2	SECTOR 3	SECTOR 4	SECTOR 5	LAP TIME	MPH	DIFF	TIME OF DAY			
1-		16.552	132.6	30.240	98.2	32.891	36.851	125.0	2:29.289	88.43	4.656	14:59:07.595
2-	28.854	16.695	129.5	30.221	96.8	32.165	36.698	122.6	2:24.633 (1)	91.28		15:01:32.228
3-	29.323	16.900	127.3	31.341	93.8	33.370	37.275	119.1	2:28.209 (3)	89.07	3.576	15:04:00.437
4-	29.677	17.089	123.1	30.365	94.5	32.740	37.053	119.1	2:26.924 (2)	89.85	2.291	15:06:27.361
5-	29.298	17.087	121.5	31.260	92.8	33.311	38.077	118.0	2:29.033	88.58	4.400	15:08:56.394
6-	30.417	17.168	124.2	31.495	92.1	34.816	38.907	117.4	2:32.803	86.40	8.170	15:11:29.197

P19 99 Stephen CAMPBELL Honda - Campbell Racing

IDEAL LAP TIME : 2:27.333 BEST LAP TIME : 2:27.816 DIFFERENCE : 0.483

LAP	SECTOR 1	SECTOR 2	SECTOR 3	SECTOR 4	SECTOR 5	LAP TIME	MPH	DIFF	TIME OF DAY			
1-		17.371	122.9	31.320	93.0	33.028	37.995	114.7	2:34.178	85.63	6.362	14:59:12.484
2-	29.649	17.665	116.1	31.103	94.7	32.784	38.157	114.1	2:29.358	88.39	1.542	15:01:41.842
3-	29.534	17.609	117.1	30.779	96.4	32.438	37.475	114.5	2:27.835 (2)	89.30	0.019	15:04:09.677
4-	29.302	17.653	114.5	30.864	94.1	32.451	37.546	113.3	2:27.816 (1)	89.31		15:06:37.493
5-	29.344	17.536	116.3	30.747	95.7	32.822	38.053	112.6	2:28.502 (3)	88.90	0.686	15:09:05.995
6-	29.729	17.441	117.7	30.792	94.9	32.801	37.964	113.5	2:28.727	88.76	0.911	15:11:34.722

P20 27 Josh HODGE KTM - Team HPR

IDEAL LAP TIME : 2:27.746 BEST LAP TIME : 2:28.424 DIFFERENCE : 0.678

LAP	SECTOR 1	SECTOR 2	SECTOR 3	SECTOR 4	SECTOR 5	LAP TIME	MPH	DIFF	TIME OF DAY			
1-		17.446	123.3	31.828	86.4	33.696	37.941	121.1	2:34.752	85.31	6.328	14:59:13.058
2-	29.885	17.595	124.0	31.678	90.3	33.399	37.698	121.1	2:30.255	87.86	1.831	15:01:43.313
3-	29.405	17.388	122.6	31.108	93.9	32.964	37.612	120.6	2:28.477 (2)	88.91	0.053	15:04:11.790
4-	29.248	17.328	122.9	31.126	92.6	33.455	37.592	119.5	2:28.749 (3)	88.75	0.325	15:06:40.539
5-	29.550	17.213	124.7	31.612	93.5	33.557	37.447	118.7	2:29.379	88.38	0.955	15:09:09.918
6-	29.568	17.453	123.5	31.226	94.1	32.864	37.313	118.7	2:28.424 (1)	88.95		15:11:38.342

P21 77 A Ruben BIJMAN Honda - B.V. Racing Moto 3

IDEAL LAP TIME : 2:28.077 BEST LAP TIME : 2:28.782 DIFFERENCE : 0.705

LAP	SECTOR 1	SECTOR 2	SECTOR 3	SECTOR 4	SECTOR 5	LAP TIME	MPH	DIFF	TIME OF DAY			
1-		17.413	124.2	31.591	89.2	33.657	37.679	120.0	2:34.965	85.19	6.183	14:59:13.271
2-	29.866	17.712	122.0	31.430	90.6	33.769	38.075	117.8	2:30.852	87.51	2.070	15:01:44.123
3-	29.808	17.519	120.2	31.097	96.2	32.967	37.391	117.4	2:28.782 (1)	88.73		15:04:12.905
4-	29.490	17.693	118.1	30.884	95.8	33.124	37.714	115.9	2:28.905 (2)	88.66	0.123	15:06:41.810
5-	29.620	17.481	119.8	30.840	94.6	34.280	38.313	114.9	2:30.534	87.70	1.752	15:09:12.344
6-	30.082	17.389	121.3	30.960	94.6	33.451	38.393	114.9	2:30.275 (3)	87.85	1.493	15:11:42.619

P22 54 Sam BURMAN KTM - TeamWNT / Burman Racing

IDEAL LAP TIME : 2:27.892 BEST LAP TIME : 2:28.084 DIFFERENCE : 0.192

LAP	SECTOR 1	SECTOR 2	SECTOR 3	SECTOR 4	SECTOR 5	LAP TIME	MPH	DIFF	TIME OF DAY			
1-		17.349	128.8	32.031	95.3	33.118	37.790	123.3	2:34.372	85.52	6.288	14:59:12.678
2-	29.970	17.345	125.2	32.007	91.8	33.348	37.577	123.6	2:30.247 (3)	87.87	2.163	15:01:42.925
3-	29.246	17.238	125.4	31.347	95.4	32.909	37.344	124.0	2:28.084 (1)	89.15		15:04:11.009
4-	29.062	17.230	125.9	31.713	94.1	33.269	37.726	122.4	2:29.000 (2)	88.60	0.916	15:06:40.009
5-	29.575	17.362	125.4	31.849	92.3	34.247	37.987	118.9	2:31.020	87.42	2.936	15:09:11.029
6-	30.065	17.524	126.3	31.595	93.5	33.842	38.911	122.4	2:31.937	86.89	3.853	15:11:42.966

MCRCB BULLETIN TK284**2017 MCE British Superbike Championship - Round 9****2017 HEL Performance British Motostar GP & ADAC NEC****RACE 12 - BEST SPEEDS**

POS	INTERMEDIATE 1		INTERMEDIATE 2		INTERMEDIATE 3		INTERMEDIATE 4		FINISH LINE			
	NO	NAME	MPH	NO	NAME	MPH	NO	NAME	MPH	NO	NAME	MPH
1			15	McMANUS	132.8	12	RENDELL	103.2		79	STACEY	127.9
2			41	JÄHNIG	132.6	69	BOOTH-AMOS	102.7		7	GEORGI	127.7
3			3	KERR	131.5	15	McMANUS	102.1		15	McMANUS	127.4
4			23	LLEWELLYN	131.0	47	ARCHER	101.9		23	LLEWELLYN	126.9
5			7	GEORGI	131.0	3	KERR	101.0		47	ARCHER	126.7
6			79	STACEY	130.8	35	LODGE	100.6		35	LODGE	126.7
7			64	DURHAM	130.0	64	DURHAM	100.0		3	KERR	126.2
8			34	DELVES	129.5	23	LLEWELLYN	99.8		64	DURHAM	125.9
9			52	BOERBOOM	129.3	52	BOERBOOM	99.7		12	RENDELL	125.5
10			17	CARNE	129.0	17	CARNE	99.7		52	BOERBOOM	125.2
11			47	ARCHER	128.8	79	STACEY	99.2		41	JÄHNIG	125.0
12			61	DUBBINK	128.8	7	GEORGI	99.1		69	BOOTH-AMOS	124.5
13			54	BURMAN	128.8	44	BEST	98.9		54	BURMAN	124.0
14			69	BOOTH-AMOS	128.5	34	DELVES	98.8		20	MARKLUND	123.8
15			35	LODGE	128.3	61	DUBBINK	98.5		17	CARNE	123.6
16			20	MARKLUND	127.5	20	MARKLUND	98.5		34	DELVES	123.3
17			12	RENDELL	126.6	25	BROUWERS	98.2		44	BEST	122.2
18			25	BROUWERS	126.6	41	JÄHNIG	98.2		61	DUBBINK	122.2
19			44	BEST	126.3	99	CAMPBELL	96.4		25	BROUWERS	121.5
20			27	HODGE	124.7	77	BIJMAN	96.2		27	HODGE	121.1
21			77	BIJMAN	124.2	54	BURMAN	95.4		77	BIJMAN	120.0
22			99	CAMPBELL	122.9	27	HODGE	94.1		99	CAMPBELL	114.7

Weather / Track : Overcast / Dry

Results can be found at www.tsl-timing.com

Silverstone GP

Circuit Length = 3.6673 miles

Start: 14:56 Flag 15:13 End: 15:14

Printed - 15:18 Sunday, 10 September 2017

MCRCB BULLETIN TK285

2017 MCE British Superbike Championship - Round 9

2017 HEL Performance British Motostar GP & ADAC NEC

RACE 12 - BEST SECTORS

POS	SECTOR 1		SECTOR 2		SECTOR 3		SECTOR 4		SECTOR 5		IDEAL / BEST COMPARISON										
	NO	TIME	NO	TIME	NO	TIME	NO	TIME	NO	TIME	POS	NO	NAME	IDEAL	BEST	DIFF					
														PERFECT LAP	2:17.503						
1	47	ARC	27.351	3	KER	16.235	69	BOO	28.654	69	BOO	30.265	69	BOO	34.998	1	69	BOOTH-AMOS	2:17.698	2:17.932	0.234
2	69	BOO	27.361	15	McM	16.265	12	REN	28.763	47	ARC	30.655	47	ARC	35.393	2	47	ARCHER	2:18.658	2:19.029	0.371
3	15	McM	27.607	47	ARC	16.366	15	McM	28.868	12	REN	30.671	12	REN	35.522	3	15	McMANUS	2:19.268	2:19.788	0.520
4	12	REN	27.727	69	BOO	16.420	47	ARC	28.893	15	McM	30.965	15	McM	35.563	4	12	RENDELL	2:19.275	2:19.301	0.026
5	3	KER	27.813	7	GEO	16.466	3	KER	29.161	3	KER	31.109	3	KER	35.636	5	3	KERR	2:19.954	2:20.305	0.351
6	64	DUR	28.064	35	LOD	16.535	44	BES	29.357	17	CAR	31.425	64	DUR	35.926	6	64	DURHAM	2:21.928	2:22.013	0.085
7	34	DEL	28.131	23	LLE	16.539	23	LLE	29.597	44	BES	31.426	23	LLE	35.998	7	44	BEST	2:21.973	2:22.081	0.108
8	17	CAR	28.135	64	DUR	16.542	52	BOE	29.689	64	DUR	31.517	7	GEO	36.008	8	23	LLEWELLYN	2:22.270	2:22.384	0.114
9	44	BES	28.188	41	JÄH	16.552	35	LOD	29.753	35	LOD	31.664	79	STA	36.077	9	17	CARNE	2:22.440	2:23.589	1.149
10	25	BRO	28.297	79	STA	16.576	79	STA	29.777	23	LLE	31.725	44	BES	36.211	10	79	STACEY	2:22.648	2:23.165	0.517
11	35	LOD	28.349	12	REN	16.592	17	CAR	29.847	25	BRO	31.741	17	CAR	36.215	11	35	LODGE	2:22.656	2:22.991	0.335
12	79	STA	28.405	61	DUB	16.592	61	DUB	29.850	7	GEO	31.807	34	DEL	36.342	12	7	GEORGI	2:22.663	2:22.663	0.000
13	23	LLE	28.411	52	BOE	16.600	64	DUR	29.879	79	STA	31.813	35	LOD	36.355	13	34	DELVES	2:22.971	2:23.790	0.819
14	7	GEO	28.446	34	DEL	16.722	7	GEO	29.936	34	DEL	31.838	52	BOE	36.558	14	25	BROUWERS	2:23.376	2:24.481	1.105
15	52	BOE	28.536	25	BRO	16.734	34	DEL	29.938	61	DUB	32.016	25	BRO	36.583	15	52	BOERBOOM	2:23.431	2:23.431	0.000
16	61	DUB	28.795	20	MAR	16.761	25	BRO	30.021	52	BOE	32.048	61	DUB	36.678	16	61	DUBBINK	2:23.931	2:24.398	0.467
17	41	JÄH	28.854	44	BES	16.791	41	JÄH	30.221	41	JÄH	32.165	41	JÄH	36.698	17	41	JÄHNIG	2:24.490	2:24.633	0.143
18	20	MAR	28.943	17	CAR	16.818	20	MAR	30.401	99	CAM	32.438	20	MAR	36.840	18	20	MARKLUND	2:25.424	2:25.806	0.382
19	54	BUR	29.062	27	HOD	17.213	99	CAM	30.747	20	MAR	32.479	27	HOD	37.313	19	99	CAMPBELL	2:27.333	2:27.816	0.483
20	27	HOD	29.248	54	BUR	17.230	77	BIJ	30.840	27	HOD	32.864	54	BUR	37.344	20	27	HODGE	2:27.746	2:28.424	0.678
21	99	CAM	29.302	99	CAM	17.371	27	HOD	31.108	54	BUR	32.909	77	BIJ	37.391	21	54	BURMAN	2:27.892	2:28.084	0.192
22	77	BIJ	29.490	77	BIJ	17.389	54	BUR	31.347	77	BIJ	32.967	99	CAM	37.475	22	77	BIJMAN	2:28.077	2:28.782	0.705

Weather / Track : Overcast / Dry

Silverstone GP

Circuit Length = 3.6673 miles

Start: 14:56 Flag 15:13 End: 15:14

Results can be found at www.tsl-timing.com

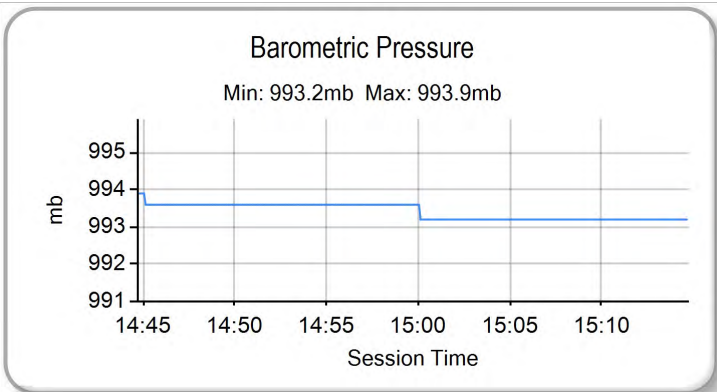
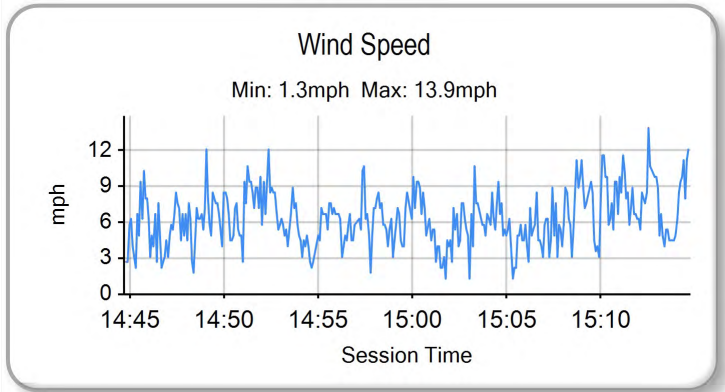
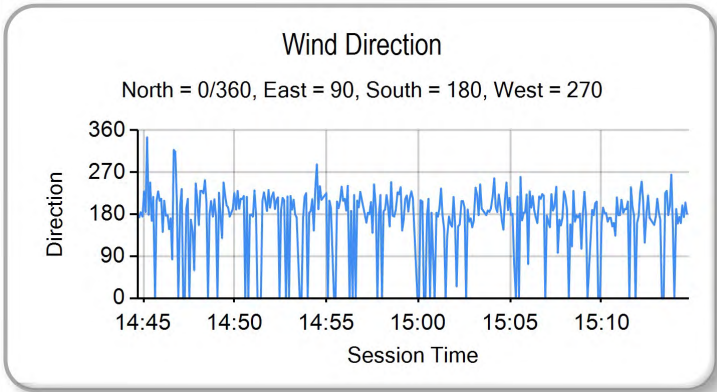
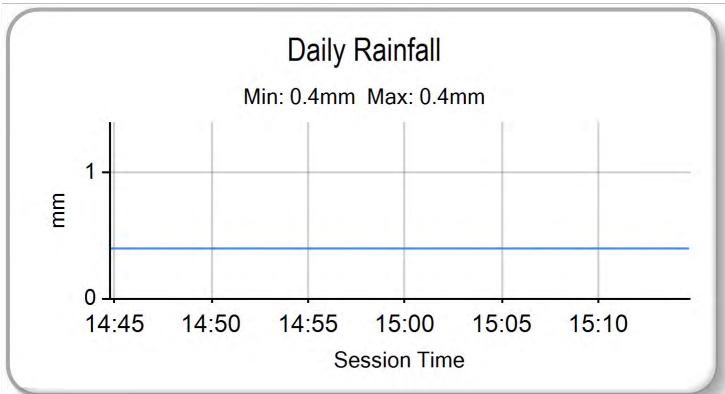
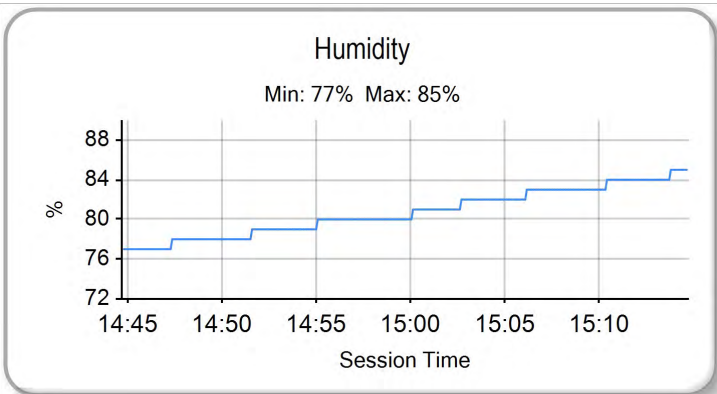
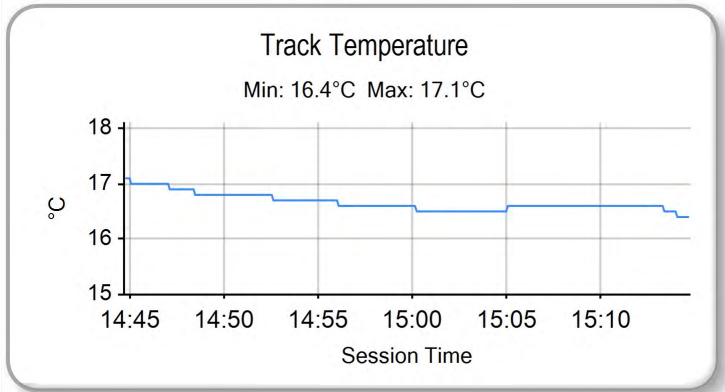
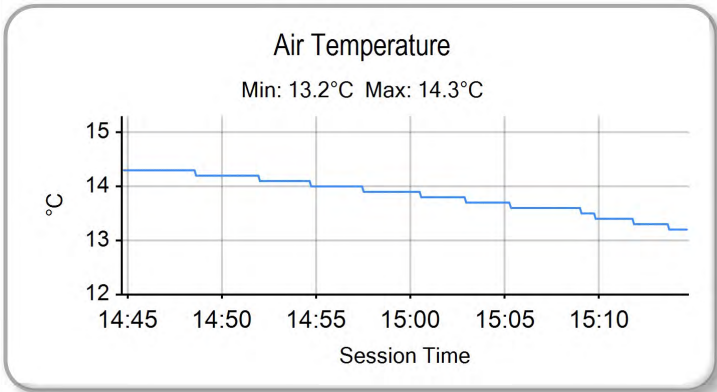
Printed - 15:18 Sunday, 10 September 2017

MCRCB BULLETIN TK286

2017 MCE British Superbike Championship - Round 9

2017 HEL Performance British Motostar GP & ADAC NEC

RACE 12 - WEATHER CONDITIONS



Weather / Track : Overcast / Dry

Results can be found at www.tsl-timing.com

Silverstone GP
Circuit Length = 3.6673 miles
Start: 14:56 Flag 15:13 End: 15:14

Printed - 15:18 Sunday, 10 September 2017

