



BRITISH MOTOSTAR CHAMPIONSHIP

Round 11 Brands Hatch GP

13th – 15th October 2017



Results Provided by Timing Solutions Ltd

www.tsl-timing.com

Brands Hatch GP

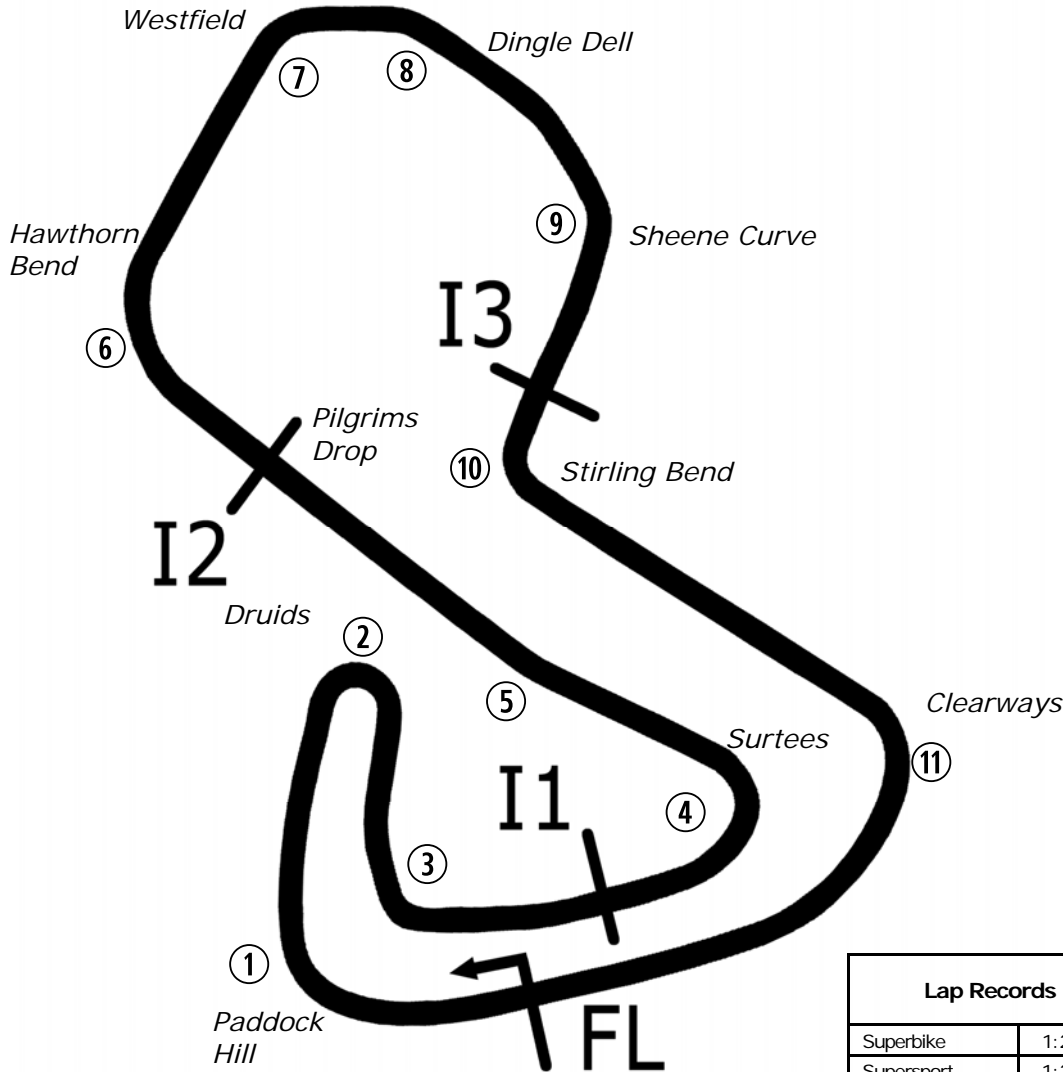
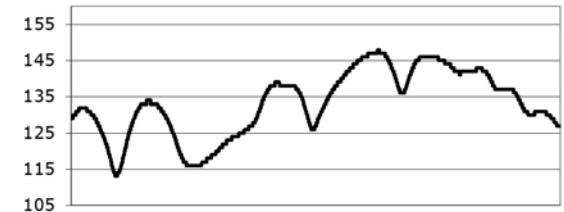


SPORTS TIMING

TIMING SOLUTIONS LTD



Circuit Altitude (m)



Length	2.4332 miles	3916.0 m	
FL		51.36032 N	0.26032 E
I1	1116m	51.35934 N	0.25955 E
I2	1796m	51.35628 N	0.22660 E
I3	2928m	51.35532 N	0.26250 E
Pit Entry	3646m	51.35911 N	0.25743 E
Pit Exit	83m after FL	51.36017 N	0.26051 E
Pit Entry–Pit Exit 332m, 19.9s @60kph, 14.9s @80kph			

Lap Records		Best Sector Information							
		Sector 1 (FL - I1)	I1 Trap (mph)	Sector 2 (I1 - I2)	I2 Trap (mph)	Sector 3 (I2 - I3)	I3 Trap (mph)	Sector 4 (I3 - FL)	F/L Trap (mph)
Superbike	1:24.873	27.010	131.5	14.537	169.4	23.022	102.2	19.700	166.9
Supersport	1:27.675	27.760	123.3	15.236	156.7	23.473	101.2	20.617	156.8
Superstock 1000	1:27.160	27.706	126.8	14.946	164.0	23.593	100.6	20.329	162.1
Superstock 600	1:29.845	28.321	119.6	15.580	153.5	24.042	100.0	20.969	149.8
Motostar	1:33.077	28.976	108.8	16.835	135.0	24.281	97.9	22.183	131.8
F1 Sidecar	1:30.582	28.364	117.7	16.023	148.1	23.511	102.4	21.476	142.7
Ducati Cup	1:30.543	28.510	120.4	15.660	153.5	24.351	97.6	21.083	149.4
KTM BJ Cup	1:46.859	33.047	90.5	19.589	110.0	28.018	85.5	25.373	109.8

All results available at www.tsl-timing.com

MCRCB BULLETIN TK016

2017 MCE British Superbike Championship - Round 12

2017 HEL Performance British Motostar Championship

FREE PRACTICE 1 - CLASSIFICATION



POS	NO	CL	PIC NAME	ENTRY	TIME	ON	LAPS	GAP	DIFF	MPH
1	69		1 Tom BOOTH-AMOS	KTM - City Lifting RS Racing	1:34.990	13	13			92.21
2	47		2 Jake ARCHER	KTM - City Lifting RS Racing	1:35.076	9	15	0.086	0.086	92.13
3	12		3 Edward RENDELL	KTM - Banks Racing	1:35.375	13	13	0.385	0.299	91.84
4	64		4 Asher DURHAM	Mahindra - Microlise Cresswell Racing	1:36.284	14	15	1.294	0.909	90.97
5	79		5 Storm STACEY	Kalex - FPW Racing	1:36.419	11	14	1.429	0.135	90.85
6	15		6 Eugene McMANUS	KTM - RS Racing / E15 Racing	1:36.647	6	8	1.657	0.228	90.63
7	34		7 Liam DELVES	DR-Moto - Stauf Connect Academy / Dr-Moto	1:36.705	12	13	1.715	0.058	90.58
8	35		8 Elliot LODGE	FTR - Spike Racing / SP125	1:36.959	14	15	1.969	0.254	90.34
9	25		9 Mike BROUWERS	APG Moto - TEC7-Joma / Brouwersracingteam	1:37.143	14	14	2.153	0.184	90.17
10	3		10 Richard KERR	KTM - North West Racing	1:37.567	4	12	2.577	0.424	89.78
11	19		11 Victor RODRIGUEZ	KTM - GA Competition	1:37.695	6	13	2.705	0.128	89.66
12	52		12 Jorel BOERBOOM	Kalex KTM - Fireplace Warehouse	1:37.886	9	14	2.896	0.191	89.49
13	44		13 Edmund BEST	KTM - SymCirrus Motorsport	1:38.133	3	3	3.143	0.247	89.26
14	23		14 Sam LEWELLYN	KTM - SymCirrus Motorsport	1:38.156	8	15	3.166	0.023	89.24
15	30	S	1 Max COOK	Honda NSF - Wilson Racing	1:38.391	9	13	3.401	0.235	89.03
16	2	S	2 Thomas STRUDWICK	Honda NSF - Case Moto Rapido Moto3	1:38.443	12	15	3.453	0.052	88.98
17	54		15 Sam BURMAN	KTM - TeamWNT / Burman Racing	1:38.699	8	12	3.709	0.256	88.75
18	55	S	3 Jack SCOTT	Honda NSF - J J Racing	1:38.865	12	15	3.875	0.166	88.60
19	56	S	4 Charlie ATKINS	Honda NSF - Wilson Racing	1:38.975	13	14	3.985	0.110	88.50
20	26		16 Scott OGDEN	Honda - Microlise Cresswell Racing	1:39.007	14	15	4.017	0.032	88.47
21	99		17 Stephen CAMPBELL	Honda - Campbell Racing	1:39.358	8	10	4.368	0.351	88.16
22	45	S	5 Scott SWANN	Honda NSF - Swann Racing	1:40.215	12	13	5.225	0.857	87.41
23	89	S	6 T. Fox MORETON	Honda NSF - Banks Racing / Moto Engineering	1:40.663	8	13	5.673	0.448	87.02
24	95	S	7 Ross TURNER	Honda NSF - RedRat Racing	1:40.910	4	9	5.920	0.247	86.80
25	27		18 Josh HODGE	KTM - Team HPR	1:42.124	13	13	7.134	1.214	85.77
26	20		19 Joel MARKLUND	KTM - Marklund Solutions / SP125	1:42.575	2	2	7.585	0.451	85.39
27	13	S	8 Jacob CLARK	Honda NSF - Wilson Racing	1:42.735	7	14	7.745	0.160	85.26
28	50	S	9 Aditya BEHAL	Honda NSF - Microlise Cresswell Racing	1:43.710	13	15	8.720	0.975	84.46

QUALIFYING LAPTIME (110.0% of 1:34.990) = 1:44.489

29	48	S	10 Ewan POTTER	Honda NSF -	1:45.203	6	11	10.213	1.493	83.26
----	----	---	----------------	-------------	----------	---	----	--------	-------	-------

Weather / Track : Bright / Dry

These results are provisional until the conclusion of any judicial and technical matters.

Brands Hatch GP

Circuit Length = 2.4332 miles

Start: 11:10 Flag 11:35 End: 11:37

Race Director :	Stewards :	Timekeeper :
-----------------	------------	--------------

Results can be found at www.britishsuperbike.com

Printed - 11:37 Friday, 13 October 2017

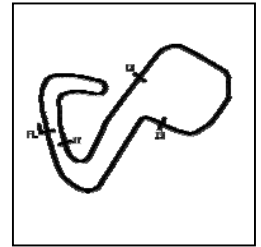


MCRCB BULLETIN TK017

2017 MCE British Superbike Championship - Round 12

2017 HEL Performance British Motostar Championship

FREE PRACTICE 1 - SECTOR ANALYSIS



SECTOR 1 = FL to I1, SECTOR 2 = I1 to I2 SECTOR 3 = I2 to I3, SECTOR 4 = I3 to FL, DIFF = Difference To Personal Best Lap, P = Crossed Finish Line in Pit Lane, D = Time Disallowed

P1 69		Tom BOOTH-AMOS				KTM - City Lifting RS Racing						
IDEAL LAP TIME : 1:34.759		BEST LAP TIME : 1:34.990				DIFFERENCE : 0.231						
LAP	SECTOR 1	SECTOR 2		SECTOR 3		SECTOR 4		LAP TIME	MPH	DIFF	TIME OF DAY	
1 -	OUTLAP	90.4	18.886	124.0	27.163	81.0	23.478	126.8	1:42.332	85.60	7.342	11:13:50.954
2 -	30.784	101.9	17.579	129.0	25.905	86.5	23.082	125.9	1:37.350	89.98	2.360	11:15:28.304
3 -	30.350	102.4	17.588	128.3	25.551	87.9	23.008	127.3	1:36.497	90.77	1.507	11:17:04.801
4 -	30.429	102.6	17.603	129.3	25.453	89.3	22.942	126.8	1:36.427	90.84	1.437	11:18:41.228
5 -	30.354	101.2	17.591	129.5	25.034	92.9	23.108	126.8	1:36.087	91.16	1.097	11:20:17.315
6 -	30.063	101.2	19.541	101.8	28.062	75.4	IN PIT		3:35.306	P	2:00.316	11:23:52.621
7 -	OUTLAP	84.9	23.711	101.9	27.470	83.8	23.755	121.1	1:52.934	77.56	17.944	11:25:45.555
8 -	31.236	95.7	17.992	124.2	25.932	82.2	23.709	120.0	1:38.869	88.60	3.879	11:27:24.424
9 -	32.564	93.0	18.410	127.0	26.566	82.4	23.116	127.3	1:40.656	87.02	5.666	11:29:05.080
10 -	29.988	103.5	17.520	129.5	25.406	88.1	22.824	126.6	1:35.738	91.49	0.748	11:30:40.818
11 -	29.869	103.0	17.333	129.8	25.072	87.3	23.182	127.0	1:35.456	(3)	0.466	11:32:16.274
12 -	29.793	104.5	17.260	129.3	25.314	91.4	22.721	127.3	1:35.088	(2)	0.098	11:33:51.362
13 -	29.744	103.5	17.394	129.8	25.046	90.9	22.806	126.6	1:34.990	(1)	92.21	11:35:26.352

P2 47		Jake ARCHER				KTM - City Lifting RS Racing						
IDEAL LAP TIME : 1:34.761		BEST LAP TIME : 1:35.076				DIFFERENCE : 0.315						
LAP	SECTOR 1	SECTOR 2		SECTOR 3		SECTOR 4		LAP TIME	MPH	DIFF	TIME OF DAY	
1 -	30.790	102.1	17.524	129.0	25.681	88.6	22.938	126.1	1:36.933	90.37	1.857	11:13:21.044
2 -	30.391	101.9	17.391	129.0	25.440	87.7	22.867	125.9	1:36.089	91.16	1.013	11:14:57.133
3 -	30.541	103.5	17.314	128.5	25.426	88.0	22.978	126.3	1:36.259	91.00	1.183	11:16:33.392
4 -	30.064	104.0	17.819	119.1	27.405	88.6	23.026	125.4	1:38.314	89.10	3.238	11:18:11.706
5 -	30.378	102.9	17.394	128.8	25.229	90.0	22.637	126.1	1:35.638	91.59	0.562	11:19:47.344
6 -	29.965	104.5	17.285	128.8	25.378	88.6	22.774	126.6	1:35.402	91.82	0.326	11:21:22.746
7 -	30.019	99.1	17.491	129.3	25.357	90.9	22.643	126.3	1:35.510	91.71	0.434	11:22:58.256
8 -	29.947	102.4	17.391	130.8	25.580	90.5	22.722	125.9	1:35.640	91.59	0.564	11:24:33.896
9 -	29.875	104.2	17.302	128.8	25.156	89.7	22.743	125.9	1:35.076	(1)	92.13	11:26:08.972
10 -	29.933	103.8	17.332	129.3	25.225	85.7	23.167	125.4	1:35.657	91.57	0.581	11:27:44.629
11 -	30.240	101.6	17.374	129.3	25.094	89.4	22.629	127.0	1:35.337	91.88	0.261	11:29:19.966
12 -	30.710	102.7	17.337	128.8	25.289	90.0	22.788	126.3	1:36.124	91.13	1.048	11:30:56.090
13 -	30.045	102.1	17.451	128.3	25.083	89.8	22.720	126.6	1:35.299	(3)	0.223	11:32:31.389
14 -	30.006	103.7	17.251	131.3	25.084	90.8	22.820	126.6	1:35.161	(2)	0.085	11:34:06.550
15 -	30.112	103.7	17.174	129.0	25.146	89.9	22.938	126.3	1:35.370	91.85	0.294	11:35:41.920

P3 12		Edward RENDELL				KTM - Banks Racing							
IDEAL LAP TIME : 1:35.375		BEST LAP TIME : 1:35.375				DIFFERENCE : 0.000							
LAP	SECTOR 1	SECTOR 2		SECTOR 3		SECTOR 4		LAP TIME	MPH	DIFF	TIME OF DAY		
1 -	OUTLAP	93.4	18.758	119.1	28.605	81.3	24.504	121.7	1:46.361	82.35	10.986	11:13:00.691	
2 -	31.811	96.1	18.415	120.9	27.004	85.8	24.047	123.8	1:41.277	86.49	5.902	11:14:41.968	
3 -	32.263	95.4	18.189	122.0	26.440	88.6	23.464	122.2	1:40.356	87.28	4.981	11:16:22.324	
4 -	30.657	100.1	18.060	121.7	25.798	90.9	23.238	122.0	1:37.753	89.61	2.378	11:18:00.077	
5 -	30.788	99.1	18.031	123.1	25.784	89.9	23.306	122.0	1:37.909	89.46	2.534	11:19:37.986	
6 -	30.531	101.2	18.017	122.9	25.726	91.3	23.282	121.3	1:37.556	89.79	2.181	11:21:15.542	
7 -	31.198	92.3					IN PIT		4:02.409	P	36.13	2:27.034	11:25:17.951
8 -	OUTLAP	99.2	18.158	122.6	26.254	88.5	23.504	121.3	1:43.873	84.33	8.498	11:27:01.824	
9 -	30.856	99.5	17.929	123.3	25.739	90.4	23.406	122.4	1:37.930	89.45	2.555	11:28:39.754	
10 -	30.470	99.2	17.812	122.4	25.757	89.5	23.167	122.2	1:37.206	90.11	1.831	11:30:16.960	
11 -	30.271	98.6	17.865	122.6	25.382	89.7	23.121	122.2	1:36.639	(3)	0.64	11:31:53.599	
12 -	30.161	100.3	17.694	122.4	25.273	91.9	22.988	122.9	1:36.116	(2)	0.741	11:33:29.715	
13 -	29.947	100.7	17.611	122.9	24.922	91.6	22.895	123.1	1:35.375	(1)	91.84	11:35:05.090	

P4 64		Asher DURHAM				Mahindra - Microlise Cresswell Racing						
IDEAL LAP TIME : 1:36.160		BEST LAP TIME : 1:36.284				DIFFERENCE : 0.124						
LAP	SECTOR 1	SECTOR 2		SECTOR 3		SECTOR 4		LAP TIME	MPH	DIFF	TIME OF DAY	
1 -	OUTLAP	97.5	18.525	118.9	28.841	78.1	24.352	127.3	1:47.195	81.71	10.911	11:12:22.936
2 -	31.829	100.6	17.881	130.5	26.245	78.7	23.520	127.5	1:39.475	88.06	3.191	11:14:02.411
3 -	31.212	101.8	17.780	127.8	25.981	81.7	23.245	127.5	1:38.218	89.18	1.934	11:15:40.629
4 -	30.990	103.7	17.725	128.8	26.057	83.1	23.264	127.8	1:38.036	89.35	1.752	11:17:18.665

Weather / Track : Bright / Dry

Brands Hatch GP

Circuit Length = 2.4332 miles

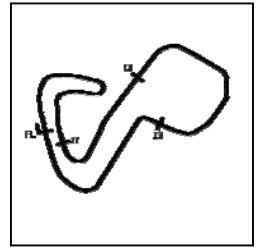
Start: 11:10 Flag 11:35 End: 11:37

MCRCB BULLETIN TK017

2017 MCE British Superbike Championship - Round 12

2017 HEL Performance British Motostar Championship

FREE PRACTICE 1 - SECTOR ANALYSIS



SECTOR 1 = FL to I1, SECTOR 2 = I1 to I2, SECTOR 3 = I2 to I3, SECTOR 4 = I3 to FL, DIFF = Difference To Personal Best Lap, P = Crossed Finish Line in Pit Lane, D = Time Disallowed

5 -	30.817	102.4	17.952	126.3	25.907	86.3	23.205	127.3	1:37.881	89.49	1.597	11:18:56.546	
6 -	30.600	103.0	17.792	129.5	25.759	83.4	23.181	126.8	1:37.332	89.99	1.048	11:20:33.878	
7 -	33.344	91.6	18.342	127.5	25.985	85.8	IN PIT		2:03.426	P	70.97	27.142	11:22:37.304
8 -	OUTLAP	103.4	17.474	130.0	26.832	80.8	23.465	126.8	1:40.674	87.01	4.390	11:24:17.978	
9 -	30.416	104.3	17.524	129.5	26.487	85.8	23.341	126.1	1:37.768	89.59	1.484	11:25:55.746	
10 -	31.074	101.3	17.595	129.8	25.754	81.7	24.556	126.1	1:38.979	88.50	2.695	11:27:34.725	
11 -	30.549	102.2	17.551	129.3	25.728	84.5	23.876	126.3	1:37.704	89.65	1.420	11:29:12.429	
12 -	30.432	103.5	17.470	129.8	25.480	86.5	22.951	126.8	1:36.333	(2)	90.93	0.049	11:30:48.762
13 -	30.503	103.4	17.488	130.0	25.533	88.8	23.036	126.3	1:36.560	90.71	0.276	11:32:25.322	
14 -	30.340	103.5	17.450	129.5	25.500	86.4	22.994	127.0	1:36.284	(1)	90.97		11:34:01.606
15 -	30.279	102.6	17.500	128.8	25.581	85.4	23.064	126.8	1:36.424	(3)	90.84	0.140	11:35:38.030

P5	79	Storm STACEY						Kalex - FPW Racing					
IDEAL LAP TIME : 1:36.419		BEST LAP TIME : 1:36.419				DIFFERENCE : 0.000							

LAP	SECTOR 1	SECTOR 2	SECTOR 3	SECTOR 4	LAP TIME	MPH	DIFF	TIME OF DAY					
1 -	OUTLAP	91.3	19.242	122.6	28.249	74.6	24.189	126.6	1:46.677	82.11	10.258	11:12:22.005	
2 -	31.879	101.5	18.205	126.8	26.697	79.7	23.239	127.3	1:40.020	87.58	3.601	11:14:02.025	
3 -	31.243	100.6	17.892	127.0	26.105	81.2	23.232	126.1	1:38.472	88.95	2.053	11:15:40.497	
4 -	30.979	103.2	17.874	125.9	26.261	81.3	23.214	127.3	1:38.328	89.08	1.909	11:17:18.825	
5 -	30.962	100.7	17.802	128.5	26.051	83.7	IN PIT		3:11.028	P	45.85	1:34.609	11:20:29.853
6 -	OUTLAP	99.7	17.891	126.8	26.027	83.8	23.158	126.6	1:40.386	87.26	3.967	11:22:10.239	
7 -	32.237	93.8	17.932	127.8	25.741	86.2	22.986	125.6	1:38.896	88.57	2.477	11:23:49.135	
8 -	30.745	103.5	17.597	127.3	25.880	83.8	22.966	126.8	1:37.188	(3)	90.13	0.769	11:25:26.323
9 -	30.838	100.3	17.746	127.3	25.736	84.9	22.972	126.1	1:37.292	90.03	0.873	11:27:03.615	
10 -	30.683	102.1	17.647	128.0	25.665	84.7	23.044	128.5	1:37.039	(2)	90.27	0.620	11:28:40.654
11 -	30.505	102.2	17.527	128.0	25.651	87.4	22.736	128.3	1:36.419	(1)	90.85		11:30:17.073
12 -	32.437	81.8					IN PIT		2:33.442	P	57.08	57.023	11:32:50.515
13 -	OUTLAP	102.4	17.781	127.8	26.060	84.9	23.105	125.9	1:39.703	87.85	3.284	11:34:30.218	
14 -	30.818	102.2	17.636	127.5	25.835	87.2	22.983	126.3	1:37.272	90.05	0.853	11:36:07.490	

P6	15	Eugene McMANUS						KTM - RS Racing / E15 Racing					
IDEAL LAP TIME : 1:36.483		BEST LAP TIME : 1:36.647				DIFFERENCE : 0.164							

LAP	SECTOR 1	SECTOR 2	SECTOR 3	SECTOR 4	LAP TIME	MPH	DIFF	TIME OF DAY					
1 -	33.274	84.8	17.950	131.0	26.353	84.8	23.025	128.5	1:40.602	87.07	3.955	11:13:27.523	
2 -	31.441	100.3	18.723	116.9	28.273	79.4	IN PIT		3:13.143	P	45.35	1:36.496	11:16:40.666
3 -	OUTLAP	77.5	19.259	118.1	26.557	86.1	23.526	126.6	1:44.353	83.94	7.706	11:18:25.019	
4 -	30.748	102.1	17.508	131.3	26.008	87.3	23.053	127.3	1:37.317	(3)	90.01	0.670	11:20:02.336
5 -	30.937	100.9	17.539	130.8	26.075	85.5	23.055	128.0	1:37.606	89.74	0.959	11:21:39.942	
6 -	30.450	101.8	17.401	131.0	25.815	86.8	22.981	128.0	1:36.647	(1)	90.63		11:23:16.589
7 -	30.345	102.7	17.525	130.8	26.041	87.7	22.922	127.5	1:36.833	(2)	90.46	0.186	11:24:53.422
8 -	30.889	88.8	19.037	119.1	28.764	76.2	IN PIT		3:23.499	P	43.04	1:46.852	11:28:16.921

P7	34	Liam DELVES						DR-Moto - Stauff Connect Academy / Dr-Moto					
IDEAL LAP TIME : 1:36.543		BEST LAP TIME : 1:36.705				DIFFERENCE : 0.162							

LAP	SECTOR 1	SECTOR 2	SECTOR 3	SECTOR 4	LAP TIME	MPH	DIFF	TIME OF DAY					
1 -	31.063	99.2	18.099	124.5	27.081	86.2	23.393	123.1	1:39.636	87.91	2.931	11:13:27.125	
2 -	31.073	99.7	17.892	124.5	25.907	91.9	23.324	123.5	1:38.196	89.20	1.491	11:15:05.321	
3 -	31.031	100.6	17.982	124.0	26.188	88.1	23.366	124.0	1:38.567	88.87	1.862	11:16:43.888	
4 -	30.812	100.0	17.998	124.2	26.154	88.0	IN PIT		3:15.695	P	44.76	1:38.990	11:19:59.583
5 -	OUTLAP	98.5	18.345	124.7	26.124	88.4	23.298	123.5	1:42.192	85.71	5.487	11:21:41.775	
6 -	30.561	100.0	17.894	125.2	25.721	91.1	23.220	123.5	1:37.396	89.94	0.691	11:23:19.171	
7 -	30.576	100.9	17.896	125.4	25.852	89.9	23.276	123.5	1:37.600	89.75	0.895	11:24:56.771	
8 -	31.281	97.5	18.718	116.3	27.180	82.6	IN PIT		2:43.103	P	53.70	1:06.398	11:27:39.874
9 -	OUTLAP	91.5	19.401	112.5	26.336	89.3	23.296	124.0	1:42.641	85.34	5.936	11:29:22.515	
10 -	30.359	101.3	17.822	126.6	25.735	89.0	23.224	124.0	1:37.140	90.17	0.435	11:30:59.655	
11 -	30.397	100.1	17.985	124.7	25.539	91.1	23.151	124.2	1:37.072	(3)	90.24	0.367	11:32:36.727
12 -	30.251	102.4	17.718	125.2	25.423	90.3	23.313	123.3	1:36.705	(1)	90.58		11:34:13.432
13 -	30.429	101.3	17.839	124.9	25.607	90.8	23.195	124.2	1:37.070	(2)	90.24	0.365	11:35:50.502

Weather / Track : Bright / Dry

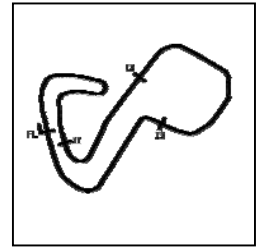
Brands Hatch GP
Circuit Length = 2.4332 miles
Start: 11:10 Flag 11:35 End: 11:37

MCRCB BULLETIN TK017

2017 MCE British Superbike Championship - Round 12

2017 HEL Performance British Motostar Championship

FREE PRACTICE 1 - SECTOR ANALYSIS



SECTOR 1 = FL to I1, SECTOR 2 = I1 to I2 SECTOR 3 = I2 to I3, SECTOR 4 = I3 to FL, DIFF = Difference To Personal Best Lap, P = Crossed Finish Line in Pit Lane, D = Time Disallowed

P8 35		Elliot LODGE				FTR - Spike Racing / SP125						
IDEAL LAP TIME : 1:36.682		BEST LAP TIME : 1:36.959				DIFFERENCE : 0.277						
LAP	SECTOR 1	SECTOR 2		SECTOR 3		SECTOR 4		LAP TIME	MPH	DIFF	TIME OF DAY	
1 -	OUTLAP	97.6	18.343	124.9	28.630	72.9	24.467	123.1	1:46.624	82.15	9.665	11:12:12.930
2 -	31.940	100.6	17.795	126.1	27.029	81.0	23.579	124.9	1:40.343	87.29	3.384	11:13:53.273
3 -	30.888	102.6	17.911	127.5	26.740	83.0	23.781	126.1	1:39.320	88.19	2.361	11:15:32.593
4 -	31.197	102.2	17.544	125.2	26.659	81.3	23.419	125.4	1:38.819	88.64	1.860	11:17:11.412
5 -	31.109	102.4	17.492	126.6	26.388	85.4	23.187	124.9	1:38.176	89.22	1.217	11:18:49.588
6 -	30.576	103.0	17.524	127.5	26.922	79.7	23.864	125.2	1:38.886	88.58	1.927	11:20:28.474
7 -	30.984	101.6	17.530	125.4	26.663	83.1	IN PIT		2:23.820	P	46.861	11:22:52.294
8 -	OUTLAP	99.5	17.876	125.9	26.092	89.2	22.943	125.9	1:42.099	85.79	5.140	11:24:34.393
9 -	30.374	103.7	17.546	126.3	26.113	86.0	23.211	125.2	1:37.244	(2)	0.285	11:26:11.637
10 -	31.013	102.4	17.602	125.9	26.118	86.4	23.151	125.6	1:37.884	89.49	0.925	11:27:49.521
11 -	31.539	79.9	18.539	127.3	28.833	73.9	23.511	125.6	1:42.422	85.52	5.463	11:29:31.943
12 -	31.389	101.5	17.933	126.8	26.838	87.9	23.214	125.4	1:39.374	88.15	2.415	11:31:11.317
13 -	30.846	102.4	17.518	127.3	26.046	87.0	22.985	125.9	1:37.395	89.94	0.436	11:32:48.712
14 -	30.565	103.4	17.521	127.3	25.873	85.7	23.000	124.9	1:36.959	(1)	90.34	11:34:25.671
15 -	30.599	102.6	17.665	122.2	25.898	89.1	23.098	125.2	1:37.260	(3)	0.301	11:36:02.931

P9 25		Mike BROUWERS				APG Moto - TEC7-Joma / Brouwersracingteam						
IDEAL LAP TIME : 1:37.045		BEST LAP TIME : 1:37.143				DIFFERENCE : 0.098						
LAP	SECTOR 1	SECTOR 2		SECTOR 3		SECTOR 4		LAP TIME	MPH	DIFF	TIME OF DAY	
1 -	OUTLAP	94.5	20.845	105.6	28.986	76.0	24.416	121.3	1:50.124	79.54	12.981	11:13:01.773
2 -	31.545	97.6	18.286	123.1	26.549	85.7	23.737	121.1	1:40.117	87.49	2.974	11:14:41.890
3 -	30.985	97.6	18.165	122.0	25.688	86.3	23.425	121.1	1:38.263	89.14	1.120	11:16:20.153
4 -	31.381	89.9	18.532	121.7	27.330	88.3	23.507	120.6	1:40.750	86.94	3.607	11:18:00.903
5 -	30.936	98.1	18.043	124.0	25.502	88.1	23.392	121.3	1:37.873	89.50	0.730	11:19:38.776
6 -	30.753	97.9	18.082	123.5	25.661	89.3	23.429	120.4	1:37.925	89.45	0.782	11:21:16.701
7 -	30.758	99.4	18.210	122.2	25.500	88.3	23.446	121.7	1:37.914	89.46	0.771	11:22:54.615
8 -	31.304	86.8	20.201	112.0	25.939	89.3	23.311	120.4	1:40.755	86.94	3.612	11:24:35.370
9 -	30.858	99.7	17.943	122.6	25.394	87.6	23.312	121.5	1:37.507	(3)	0.364	11:26:12.877
10 -	30.586	99.5	18.021	122.9	25.495	86.9	23.252	122.2	1:37.354	(2)	0.211	11:27:50.231
11 -	30.684	98.9	18.033	123.1	25.831	89.7	23.383	121.1	1:37.931	89.44	0.788	11:29:28.162
12 -	32.615	87.3	18.473	122.2	25.792	83.1	23.734	121.7	1:40.614	87.06	3.471	11:31:08.776
13 -	30.990	96.8	18.124	123.1	25.546	87.3	23.277	121.1	1:37.937	89.44	0.794	11:32:46.713
14 -	30.597	98.5	18.030	122.4	25.285	87.8	23.231	121.7	1:37.143	(1)	90.17	11:34:23.856

P10 3		Richard KERR				KTM - North West Racing							
IDEAL LAP TIME : 1:37.496		BEST LAP TIME : 1:37.567				DIFFERENCE : 0.071							
LAP	SECTOR 1	SECTOR 2		SECTOR 3		SECTOR 4		LAP TIME	MPH	DIFF	TIME OF DAY		
1 -	OUTLAP	95.1	19.031	126.3	27.891	82.8	24.415	124.7	1:44.796	83.58	7.229	11:12:31.300	
2 -	31.304	101.9	18.160	127.8	26.624	84.9	IN PIT		2:33.671	P	56.104	11:15:04.971	
3 -	OUTLAP	101.9	17.869	127.5	26.243	89.5	23.331	126.8	1:40.451	87.20	2.884	11:16:45.422	
4 -	30.576	101.3	17.848	128.0	25.878	90.0	23.265	124.9	1:37.567	(1)	89.78	11:18:22.989	
5 -	30.701	100.6	17.950	127.0	26.207	87.4	IN PIT		3:35.661	P	40.61	1:58.094	11:21:58.650
6 -	OUTLAP	99.8	18.042	126.8	26.350	85.4	23.489	124.5	1:40.640	87.04	3.073	11:23:39.290	
7 -	31.107	99.1	17.932	127.0	25.920	92.3	23.280	125.4	1:38.239	89.16	0.672	11:25:17.529	
8 -	30.711	101.0	18.011	126.8	25.916	89.7	IN PIT		4:38.354	P	31.47	3:00.787	11:29:55.883
9 -	OUTLAP	99.2	18.163	127.0	26.227	86.7	23.473	124.9	1:40.754	86.94	3.187	11:31:36.637	
10 -	31.622	100.6	17.923	125.9	26.506	90.5	23.537	125.9	1:39.588	87.96	2.021	11:33:16.225	
11 -	30.951	100.7	17.888	126.1	25.975	90.3	23.267	125.6	1:38.081	(3)	0.514	11:34:54.306	
12 -	30.814	101.2	17.893	126.3	25.807	89.8	23.450	124.7	1:37.964	(2)	0.397	11:36:32.270	

P11 19		Victor RODRIGUEZ				KTM - GA Competition						
IDEAL LAP TIME : 1:37.093		BEST LAP TIME : 1:37.695				DIFFERENCE : 0.602						
LAP	SECTOR 1	SECTOR 2		SECTOR 3		SECTOR 4		LAP TIME	MPH	DIFF	TIME OF DAY	
1 -	OUTLAP	88.5	19.305	120.9	29.455	73.5	24.719	124.2	1:47.447	81.52	9.752	11:14:22.020
2 -	32.442	101.2	18.453	127.5	27.722	84.3	23.822	127.0	1:42.439	85.51	4.744	11:16:04.459
3 -	31.830	102.2	17.928	128.5	26.946	88.8	23.376	127.5	1:40.080	87.52	2.385	11:17:44.539
4 -	31.189	102.1	17.692	130.0	26.843	89.3	23.362	127.3	1:39.086	88.40	1.391	11:19:23.625

Weather / Track : Bright / Dry

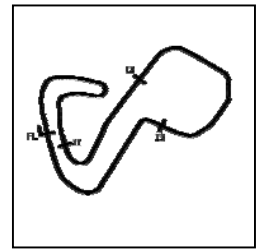
Brands Hatch GP
Circuit Length = 2.4332 miles
Start: 11:10 Flag 11:35 End: 11:37

MCRCB BULLETIN TK017

2017 MCE British Superbike Championship - Round 12

2017 HEL Performance British Motostar Championship

FREE PRACTICE 1 - SECTOR ANALYSIS



SECTOR 1 = FL to I1, SECTOR 2 = I1 to I2 SECTOR 3 = I2 to I3, SECTOR 4 = I3 to FL, DIFF = Difference To Personal Best Lap, P = Crossed Finish Line in Pit Lane, D = Time Disallowed

5 -	30.830	102.4	17.610	129.8	26.278	89.1	23.035	128.0	1:37.753 (2)	89.61	0.058	11:21:01.378
6 -	30.832	105.0	17.566	130.3	26.289	90.3	23.008	127.5	1:37.695 (1)	89.66		11:22:39.073
7 -	30.631	104.5	17.378	130.5	26.527	89.8	23.449	126.3	1:37.985	89.39	0.290	11:24:17.058
8 -	30.974	104.6	17.668	129.3	26.389	92.1	23.053	127.3	1:38.084	89.30	0.389	11:25:55.142
9 -	30.926	103.0	17.454	129.8	26.363	88.4	23.443	126.1	1:38.186	89.21	0.491	11:27:33.328
10 -	32.156	104.2	17.464	124.7	26.076	90.8	IN PIT		2:45.538	P	1:07.843	11:30:18.866
11 -	OUTLAP	100.7	17.764	128.3	26.935	79.3	23.425	127.3	1:41.892	85.97	4.197	11:32:00.758
12 -	30.990	103.0	17.451	129.0	26.246	90.9	23.163	127.8	1:37.850 (3)	89.52	0.155	11:33:38.608
13 -	31.796	94.5	18.174	124.2	26.159	88.3	23.215	128.3	1:39.344	88.17	1.649	11:35:17.952

P12	52	Jorel BOERBOOM				Kalex KTM - Fireplace Warehouse						
IDEAL LAP TIME : 1:37.439		BEST LAP TIME : 1:37.886				DIFFERENCE : 0.447						
LAP	SECTOR 1	SECTOR 2	SECTOR 3	SECTOR 4	LAP TIME	MPH	DIFF	TIME OF DAY				
1 -	OUTLAP	93.2	19.094	124.7	28.039	73.3	24.167	124.2	1:46.238	82.45	8.352	11:12:21.401
2 -	31.812	100.4	17.993	126.3	26.925	80.9	23.684	124.7	1:40.414	87.23	2.528	11:14:01.815
3 -	31.639	100.3	17.962	128.0	26.305	86.3	23.043	128.0	1:38.949	88.52	1.063	11:15:40.764
4 -	31.069	102.2	18.130	126.6	26.168	84.9	22.867	128.5	1:38.234	89.17	0.348	11:17:18.998
5 -	30.987	101.9	18.031	127.8	26.045	85.9	22.951	126.6	1:38.014 (2)	89.37	0.128	11:18:57.012
6 -	31.020	101.0	17.770	127.3	26.336	79.1	IN PIT		2:58.549	P	1:20.663	11:21:55.561
7 -	OUTLAP	98.1	18.222	126.3	26.363	84.7	23.339	125.6	1:43.874	84.33	5.988	11:23:39.435
8 -	31.364	101.0	17.828	127.5	25.987	86.9	23.071	125.9	1:38.250	89.15	0.364	11:25:17.685
9 -	30.963	102.1	17.911	127.3	25.898	87.0	23.114	123.8	1:37.886 (1)	89.49		11:26:55.571
10 -	34.595	87.9	19.988	111.4	26.828	83.1	23.384	125.9	1:44.795	83.59	6.909	11:28:40.366
11 -	31.027	103.2	17.765	127.8	26.509	87.3	23.513	124.5	1:38.814	88.64	0.928	11:30:19.180
12 -	31.384	100.6	19.010	119.8	27.619	78.8	24.223	124.5	1:42.236	85.68	4.350	11:32:01.416
13 -	31.052	102.1	17.816	126.8	25.955	86.8	23.204	125.4	1:38.027 (3)	89.36	0.141	11:33:39.443
14 -	31.085	101.8	17.937	126.1	25.844	88.1	23.278	125.4	1:38.144	89.25	0.258	11:35:17.587

P13	44	Edmund BEST				KTM - SymCirrus Motorsport						
IDEAL LAP TIME : 1:38.133		BEST LAP TIME : 1:38.133				DIFFERENCE : 0.000						
LAP	SECTOR 1	SECTOR 2	SECTOR 3	SECTOR 4	LAP TIME	MPH	DIFF	TIME OF DAY				
1 -	OUTLAP	98.6	18.504	125.2	27.999	76.2	24.033	124.2	1:44.102	84.14	5.969	11:13:09.900
2 -	31.264	99.2	17.934	126.3	26.451	82.9	23.594	124.0	1:39.243 (2)	88.26	1.110	11:14:49.143
3 -	30.748	99.8	17.764	124.9	26.080	86.9	23.541	122.9	1:38.133 (1)	89.26		11:16:27.276

P14	23	Sam LLEWELLYN				KTM - SymCirrus Motorsport						
IDEAL LAP TIME : 1:37.701		BEST LAP TIME : 1:38.156				DIFFERENCE : 0.455						
LAP	SECTOR 1	SECTOR 2	SECTOR 3	SECTOR 4	LAP TIME	MPH	DIFF	TIME OF DAY				
1 -	OUTLAP	92.5	18.939	126.3	29.072	78.2	24.387	125.6	1:48.141	81.00	9.985	11:12:13.807
2 -	32.095	97.9	17.818	129.5	27.708	84.5	23.593	126.3	1:41.214	86.54	3.058	11:13:55.021
3 -	31.685	102.1	17.954	129.3	27.071	84.6	23.385	127.3	1:40.095	87.51	1.939	11:15:35.116
4 -	31.481	98.8	18.094	128.0	26.870	83.3	23.862	126.6	1:40.307	87.33	2.151	11:17:15.423
5 -	31.508	101.2	17.664	129.8	26.675	87.9	23.342	126.8	1:39.189	88.31	1.033	11:18:54.612
6 -	31.125	103.0	17.663	128.8	26.698	85.5	23.500	126.3	1:38.986	88.49	0.830	11:20:33.598
7 -	31.246	101.8	17.801	129.0	26.565	84.9	23.293	127.0	1:38.905	88.56	0.749	11:22:12.503
8 -	31.138	101.5	17.682	130.5	26.094	86.3	23.242	126.6	1:38.156 (1)	89.24		11:23:50.659
9 -	31.066	101.2	17.693	129.3	26.291	89.4	23.282	126.6	1:38.332 (2)	89.08	0.176	11:25:28.991
10 -	30.858	103.2	17.553	130.5	26.751	88.4	23.396	125.9	1:38.558	88.88	0.402	11:27:07.549
11 -	31.193	101.3	17.850	129.0	26.725	85.9	23.605	126.1	1:39.373	88.15	1.217	11:28:46.922
12 -	31.241	102.6	17.712	128.8	26.649	86.2	23.347	125.6	1:38.949	88.52	0.793	11:30:25.871
13 -	30.988	100.7	17.747	127.8	26.467	88.1	23.357	125.4	1:38.559	88.87	0.403	11:32:04.430
14 -	30.812	102.1	17.740	127.0	26.363	87.4	23.481	124.9	1:38.396 (3)	89.02	0.240	11:33:42.826
15 -	31.139	101.3	18.082	124.9	26.480	87.2	24.080	122.0	1:39.781	87.79	1.625	11:35:22.607

P15	30 S	Max COOK				Honda NSF - Wilson Racing						
IDEAL LAP TIME : 1:38.371		BEST LAP TIME : 1:38.391				DIFFERENCE : 0.020						
LAP	SECTOR 1	SECTOR 2	SECTOR 3	SECTOR 4	LAP TIME	MPH	DIFF	TIME OF DAY				
1 -	OUTLAP	91.5	19.461	118.7	29.043	76.9	25.160	120.4	1:49.267	80.16	10.876	11:12:22.026
2 -	32.779	96.8	18.625	121.5	27.144	82.1	24.080	120.9	1:42.628	85.35	4.237	11:14:04.654
3 -	31.753	98.2	18.200	121.3	26.871	80.0	23.904	122.0	1:40.728	86.96	2.337	11:15:45.382

Weather / Track : Bright / Dry

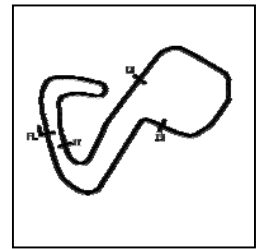
Brands Hatch GP
Circuit Length = 2.4332 miles
Start: 11:10 Flag 11:35 End: 11:37

MCRCB BULLETIN TK017

2017 MCE British Superbike Championship - Round 12

2017 HEL Performance British Motostar Championship

FREE PRACTICE 1 - SECTOR ANALYSIS



SECTOR 1 = FL to I1, SECTOR 2 = I1 to I2 SECTOR 3 = I2 to I3, SECTOR 4 = I3 to FL, DIFF = Difference To Personal Best Lap, P = Crossed Finish Line in Pit Lane, D = Time Disallowed

4 -	31.406	98.8	18.169	122.2	26.453	84.3	23.856	120.0	1:39.884	87.70	1.493	11:17:25.266
5 -	31.393	98.6	17.974	121.7	26.730	84.9	IN PIT		3:01.845	P	48.17	1:23.454 11:20:27.111
6 -	OUTLAP	96.6	18.327	121.7	26.561	87.8	23.690	120.2	1:45.084	83.36	6.693	11:22:12.195
7 -	31.286	98.1	18.018	122.4	26.384	87.7	23.638	121.1	1:39.326	88.19	0.935	11:23:51.521
8 -	31.121	99.7	17.990	122.0	26.440	87.7	23.549	121.7	1:39.100	(3)	88.39	11:25:30.621
9 -	30.798	99.2	17.994	122.0	26.115	88.7	23.484	123.1	1:38.391	(1)	89.03	11:27:09.012
10 -	33.978	96.9	19.681	115.7	27.106	86.1	IN PIT		3:14.286	P	45.08	1:35.895 11:30:23.298
11 -	OUTLAP	97.5	18.192	120.4	26.376	89.3	23.639	120.2	1:42.502	85.46	4.111	11:32:05.800
12 -	31.241	97.9	18.209	120.6	26.346	88.1	23.752	120.0	1:39.548	87.99	1.157	11:33:45.348
13 -	31.107	98.5	18.123	120.6	26.121	90.6	23.490	119.8	1:38.841	(2)	88.62	0.450 11:35:24.189

P16	2 S	Thomas STRUDWICK						Honda NSF - Case Moto Rapido Moto3				
IDEAL LAP TIME : 1:38.304		BEST LAP TIME : 1:38.443				DIFFERENCE : 0.139						
LAP	SECTOR 1	SECTOR 2	SECTOR 3	SECTOR 4	LAP TIME	MPH	DIFF	TIME OF DAY				
1 -	OUTLAP	89.9	19.367	117.7	30.431	75.8	25.251	119.6	1:51.049	78.88	12.606	11:12:21.889
2 -	32.724	96.4	18.316	124.2	27.396	82.3	24.273	120.0	1:42.709	85.28	4.266	11:14:04.598
3 -	31.544	97.6	18.211	121.7	26.957	85.1	23.837	120.2	1:40.549	87.12	2.106	11:15:45.147
4 -	31.339	97.2	18.110	120.2	26.465	86.5	24.146	119.6	1:40.060	87.54	1.617	11:17:25.207
5 -	31.205	97.8	18.145	121.7	26.560	87.4	23.758	119.6	1:39.668	87.89	1.225	11:19:04.875
6 -	31.162	97.3	18.256	119.8	26.577	86.9	23.682	119.1	1:39.677	87.88	1.234	11:20:44.552
7 -	31.331	97.3	18.323	120.0	26.427	88.3	23.797	118.3	1:39.878	87.70	1.435	11:22:24.430
8 -	31.139	97.8	18.176	121.1	26.494	88.4	23.718	118.9	1:39.527	88.01	1.084	11:24:03.957
9 -	31.072	98.1	18.088	119.1	26.318	88.6	23.749	118.7	1:39.227	88.28	0.784	11:25:43.184
10 -	31.077	97.8	18.294	120.2	26.112	89.5	23.691	119.4	1:39.174	(3)	88.32	0.731 11:27:22.358
11 -	33.800	96.0	18.627	118.3	27.512	85.0	23.670	120.2	1:43.609	84.54	5.166	11:29:05.967
12 -	30.746	98.5	18.068	120.4	26.118	89.4	23.511	118.9	1:38.443	(1)	88.98	11:30:44.410
13 -	31.826	94.5	18.333	117.9	27.046	87.3	IN PIT		2:31.281	P	57.90	52.838 11:33:15.691
14 -	OUTLAP	94.2	18.477	120.0	26.698	87.4	23.628	119.1	1:44.029	84.20	5.586	11:34:59.720
15 -	30.942	97.5	18.041	121.7	26.019	90.5	23.498	119.8	1:38.500	(2)	88.93	0.057 11:36:38.220

P17	54	Sam BURMAN						KTM - TeamWNT / Burman Racing				
IDEAL LAP TIME : 1:38.037		BEST LAP TIME : 1:38.699				DIFFERENCE : 0.662						
LAP	SECTOR 1	SECTOR 2	SECTOR 3	SECTOR 4	LAP TIME	MPH	DIFF	TIME OF DAY				
1 -	31.655	101.3	17.918	128.8	27.390	82.2	23.518	127.0	1:40.481	87.17	1.782	11:13:28.540
2 -	31.763	101.0	17.915	127.5	27.933	78.2	24.189	125.6	1:41.800	86.04	3.101	11:15:10.340
3 -	31.455	102.1	17.929	126.8	26.837	84.7	23.656	127.0	1:39.877	87.70	1.178	11:16:50.217
4 -	31.824	101.0	18.011	126.3	26.900	83.8	23.544	125.6	1:40.279	87.35	1.580	11:18:30.496
5 -	31.520	100.7	17.901	127.8	26.671	89.3	23.495	126.6	1:39.587	87.96	0.888	11:20:10.083
6 -	31.982	99.5	18.195	124.7	27.734	76.2	IN PIT		3:33.342	P	41.06	1:54.643 11:23:43.425
7 -	OUTLAP	98.8	18.008	127.0	26.577	87.1	23.361	127.0	1:46.686	82.10	7.987	11:25:30.111
8 -	30.685	103.5	17.587	130.0	26.484	83.5	23.943	125.9	1:38.699	(1)	88.75	11:27:08.810
9 -	31.624	102.4	17.684	128.8	26.422	87.2	23.343	126.1	1:39.073	(3)	88.41	0.374 11:28:47.883
10 -	31.116	102.9	17.724	128.3	26.674	87.0	23.852	125.4	1:39.366	88.15	0.667	11:30:27.249
11 -	31.188	102.7	17.853	128.0	26.607	87.7	23.348	126.8	1:38.996	(2)	88.48	0.297 11:32:06.245
12 -	31.183	103.0	17.830	124.5	27.449	82.5	24.180	123.1	1:40.642	87.03	1.943	11:33:46.887

P18	55 S	Jack SCOTT						Honda NSF - J J Racing				
IDEAL LAP TIME : 1:38.677		BEST LAP TIME : 1:38.865				DIFFERENCE : 0.188						
LAP	SECTOR 1	SECTOR 2	SECTOR 3	SECTOR 4	LAP TIME	MPH	DIFF	TIME OF DAY				
1 -	OUTLAP	93.5	19.048	117.3	28.594	80.1	24.629	117.1	1:46.619	82.16	7.754	11:11:51.277
2 -	31.945	95.4	19.027	116.3	27.483	83.2	24.284	116.3	1:42.739	85.26	3.874	11:13:34.016
3 -	31.562	91.9	18.589	117.5	26.527	87.0	23.787	118.7	1:40.465	87.19	1.600	11:15:14.481
4 -	31.153	95.8	18.355	117.9	26.296	88.5	23.768	118.3	1:39.572	87.97	0.707	11:16:54.053
5 -	31.233	95.8	18.333	117.5	26.185	87.9	23.860	115.7	1:39.611	87.94	0.746	11:18:33.664
6 -	31.175	95.3	18.294	117.9	25.989	88.3	23.730	117.9	1:39.188	(3)	88.31	0.323 11:20:12.852
7 -	31.012	95.7	18.198	118.5	26.119	77.3	24.247	116.9	1:39.576	87.97	0.711	11:21:52.428
8 -	31.107	95.1	18.321	117.5	26.176	89.0	IN PIT		2:59.671	P	48.75	1:20.806 11:24:52.099
9 -	OUTLAP	95.1	18.515	117.7	26.640	85.5	24.057	115.7	1:47.259	81.66	8.394	11:26:39.358
10 -	31.097	96.1	18.453	117.3	26.447	86.5	23.835	117.9	1:39.832	87.74	0.967	11:28:19.190
11 -	30.969	96.0	18.464	117.1	26.266	88.8	23.736	117.1	1:39.435	88.09	0.570	11:29:58.625
12 -	30.926	96.4	18.289	118.5	26.066	86.9	23.584	118.5	1:38.865	(1)	88.60	11:31:37.490
13 -	31.299	96.5	18.197	117.3	26.254	89.2	23.668	118.9	1:39.418	88.11	0.553	11:33:16.908

Weather / Track : Bright / Dry

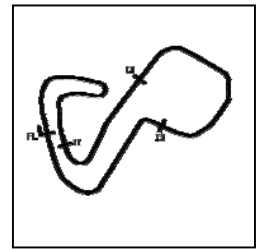
Brands Hatch GP
Circuit Length = 2.4332 miles
Start: 11:10 Flag 11:35 End: 11:37

MCRCB BULLETIN TK017

2017 MCE British Superbike Championship - Round 12

2017 HEL Performance British Motostar Championship

FREE PRACTICE 1 - SECTOR ANALYSIS



SECTOR 1 = FL to I1, SECTOR 2 = I1 to I2 SECTOR 3 = I2 to I3, SECTOR 4 = I3 to FL, DIFF = Difference To Personal Best Lap, P = Crossed Finish Line in Pit Lane, D = Time Disallowed

14 -	30.907	96.9	18.285	118.1	26.149	88.8	23.743	118.1	1:39.084	(2)	88.40	0.219	11:34:55.992
15 -	31.042	96.4	18.244	118.5	26.614	89.1	23.994	116.7	1:39.894		87.69	1.029	11:36:35.886

P19	56	S	Charlie ATKINS				Honda NSF - Wilson Racing								
IDEAL LAP TIME : 1:38.957			BEST LAP TIME : 1:38.975				DIFFERENCE : 0.018								
LAP	SECTOR 1	SECTOR 2	SECTOR 3	SECTOR 4	LAP TIME	MPH	DIFF	TIME OF DAY							
1 -	OUTLAP	90.0	20.057	116.9	30.095	72.7	25.606	121.7	1:52.255	78.03	13.280	11:12:25.665			
2 -	33.199	96.8	18.881	119.6	27.781	78.9	24.478	121.1	1:44.339	83.95	5.364	11:14:10.004			
3 -	32.209	96.4	18.397	119.4	27.182	81.2	26.946	104.8	1:44.734	83.63	5.759	11:15:54.738			
4 -	33.762	97.1	18.444	119.8	27.431	80.9	25.042	121.7	1:44.679	83.68	5.704	11:17:39.417			
5 -	31.372	97.6	18.385	120.0	26.522	83.9	23.774	120.6	1:40.053	87.55	1.078	11:19:19.470			
6 -	31.223	98.8	18.158	118.9	26.600	86.9	23.817	120.6	1:39.798	(3)	87.77	0.823	11:20:59.268		
7 -	31.418	98.6	18.095	119.4	26.437	85.1	24.063	120.6	1:40.013	87.58	1.038	11:22:39.281			
8 -	32.858	92.6	19.820	114.5	29.808	75.9	IN PIT		2:55.540	P	49.90	1:16.565	11:25:34.821		
9 -	OUTLAP	95.4	19.144	118.9	27.052	86.4	24.303	121.1	1:51.611	78.48	12.636	11:27:26.432			
10 -	32.198	96.5	18.892	118.9	27.258	85.4	23.826	121.7	1:42.174	85.73	3.199	11:29:08.606			
11 -	31.726	97.6	18.398	119.4	26.442	89.1	23.767	121.1	1:40.333	87.30	1.358	11:30:48.939			
12 -	31.558	98.5	18.490	120.0	26.466	85.7	23.941	120.9	1:40.455	87.20	1.480	11:32:29.394			
13 -	31.219	99.4	18.037	118.9	26.171	86.1	23.548	122.0	1:38.975	(1)	88.50		11:34:08.369		
14 -	31.222	98.8	18.040	119.4	26.153	86.9	23.899	117.1	1:39.314	(2)	88.20	0.339	11:35:47.683		

P20	26		Scott OGDEN				Honda - Microlise Cresswell Racing								
IDEAL LAP TIME : 1:38.997			BEST LAP TIME : 1:39.007				DIFFERENCE : 0.010								
LAP	SECTOR 1	SECTOR 2	SECTOR 3	SECTOR 4	LAP TIME	MPH	DIFF	TIME OF DAY							
1 -	OUTLAP	91.8	19.643	115.3	35.187	64.6	26.077	117.1	1:59.241	73.46	20.234	11:12:03.123			
2 -	32.855	93.4	18.921	119.1	28.210	81.4	25.586	118.3	1:45.572	82.97	6.565	11:13:48.695			
3 -	33.130	91.5	18.772	120.0	27.574	84.0	24.367	119.4	1:43.843	84.35	4.836	11:15:32.538			
4 -	31.861	97.5	18.436	118.1	26.976	87.9	23.897	120.6	1:41.170	86.58	2.163	11:17:13.708			
5 -	31.440	97.5	18.120	120.4	26.590	89.4	23.948	119.4	1:40.098	87.51	1.091	11:18:53.806			
6 -	37.430	71.5			IN PIT				1:38.739	P	88.71		11:20:32.545		
7 -	OUTLAP	96.1	18.861	119.1	27.586	83.7	24.373	118.5	1:46.788	82.03	7.781	11:22:19.333			
8 -	31.328	97.6	18.200	120.0	26.787	91.0	24.017	118.3	1:40.332	87.30	1.325	11:23:59.665			
9 -	31.513	92.9	18.477	120.4	26.756	90.8	23.867	118.7	1:40.613	87.06	1.606	11:25:40.278			
10 -	31.252	97.8	18.321	120.0	26.487	88.5	23.919	119.6	1:39.979	87.61	0.972	11:27:20.257			
11 -	32.108	89.0	23.256	61.2	28.118	83.5	23.723	120.9	1:47.205	81.71	8.198	11:29:07.462			
12 -	31.257	98.1	18.124	120.6	26.498	88.5	23.752	118.7	1:39.631	(3)	87.92	0.624	11:30:47.093		
13 -	31.213	97.5	18.070	120.6	26.409	85.9	23.904	119.6	1:39.596	(2)	87.95	0.589	11:32:26.689		
14 -	31.023	98.8	18.080	119.8	26.238	90.4	23.666	120.2	1:39.007	(1)	88.47		11:34:05.696		
15 -	31.811	96.1	18.601	118.7	26.797	88.6	25.363	113.9	1:42.572	85.40	3.565	11:35:48.268			

P21	99		Stephen CAMPBELL				Honda - Campbell Racing								
IDEAL LAP TIME : 1:39.198			BEST LAP TIME : 1:39.358				DIFFERENCE : 0.160								
LAP	SECTOR 1	SECTOR 2	SECTOR 3	SECTOR 4	LAP TIME	MPH	DIFF	TIME OF DAY							
1 -	OUTLAP	89.5	19.604	120.4	28.300	75.4	25.305	118.7	1:49.023	80.34	9.665	11:15:13.771			
2 -	33.179	92.8	19.188	120.4	27.454	78.3	24.409	119.1	1:44.230	84.04	4.872	11:16:58.001			
3 -	32.295	94.9	18.594	121.1	26.835	82.1	24.234	118.7	1:41.958	85.91	2.600	11:18:39.959			
4 -	31.809	96.6	18.458	121.7	26.238	85.2	24.093	119.8	1:40.598	87.07	1.240	11:20:20.557			
5 -	31.738	94.3	18.590	120.6	26.595	83.6	23.865	118.3	1:40.788	86.91	1.430	11:22:01.345			
6 -	31.632	97.8	18.263	121.1	26.265	84.9	23.584	119.8	1:39.744	(3)	87.82	0.386	11:23:41.089		
7 -	31.305	98.6	18.351	120.4	26.119	86.1	23.610	118.9	1:39.385	(2)	88.14	0.027	11:25:20.474		
8 -	31.286	97.5	18.209	120.6	26.266	85.4	23.597	118.5	1:39.358	(1)	88.16		11:26:59.832		
9 -	31.586	95.1	18.488	120.0	26.908	81.2	IN PIT		7:45.402	P	18.82	6:06.044	11:34:45.234		
10 -	OUTLAP	92.9	19.144	121.5	27.066	83.6	24.390	117.1	1:44.049	84.18	4.691	11:36:29.283			

P22	45	S	Scott SWANN				Honda NSF - Swann Racing							
IDEAL LAP TIME : 1:40.040			BEST LAP TIME : 1:40.215				DIFFERENCE : 0.175							
LAP	SECTOR 1	SECTOR 2	SECTOR 3	SECTOR 4	LAP TIME	MPH	DIFF	TIME OF DAY						
1 -	OUTLAP	83.9	19.893	115.5	30.418	70.7	25.832	117.1	1:52.844	77.62	12.629	11:12:25.596		
2 -	33.442	93.4	19.095	120.0	28.230	77.4	24.718	118.5	1:45.485	83.04	5.270	11:14:11.081		
3 -	32.589	94.5	18.962	119.4	27.415	79.5	24.550	118.5	1:43.516	84.62	3.301	11:15:54.597		

Weather / Track : Bright / Dry

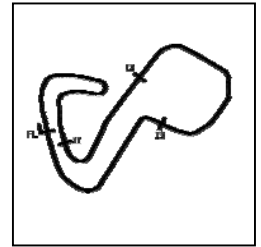
Brands Hatch GP
Circuit Length = 2.4332 miles
Start: 11:10 Flag 11:35 End: 11:37

MCRCB BULLETIN TK017

2017 MCE British Superbike Championship - Round 12

2017 HEL Performance British Motostar Championship

FREE PRACTICE 1 - SECTOR ANALYSIS



SECTOR 1 = FL to I1, SECTOR 2 = I1 to I2 SECTOR 3 = I2 to I3, SECTOR 4 = I3 to FL, DIFF = Difference To Personal Best Lap, P = Crossed Finish Line in Pit Lane, D = Time Disallowed

4 -	32.254	94.9	18.739	117.7	27.150	79.3	24.570	117.9	1:42.713	85.28	2.498	11:17:37.310	
5 -	32.139	94.7	18.637	117.5	27.121	80.3	24.439	119.1	1:42.336	85.59	2.121	11:19:19.646	
6 -	31.774	97.2	18.362	119.4	26.748	83.5	24.083	117.7	1:40.967	86.75	0.752	11:21:00.613	
7 -	31.705	96.0	18.607	118.3	26.886	83.3	24.102	118.9	1:41.300	86.47	1.085	11:22:41.913	
8 -	33.047	90.0	19.477	114.3	29.107	78.0		IN PIT	3:54.310	P	37.38	2:14.095	11:26:36.223
9 -	OUTLAP	89.2	19.629	116.1	27.743	79.9	25.347	117.5	1:51.766	78.37	11.551	11:28:27.989	
10 -	31.922	95.5	18.692	116.7	27.182	82.7	24.223	116.9	1:42.019	85.86	1.804	11:30:10.008	
11 -	31.624	95.4	18.471	117.5	26.754	83.0	24.060	117.7	1:40.909	(3)	86.80	0.694	11:31:50.917
12 -	31.442	96.4	18.499	117.5	26.486	85.0	23.788	119.8	1:40.215	(1)	87.41		11:33:31.132
13 -	31.434	96.5	18.346	118.1	26.472	86.0	24.007	118.5	1:40.259	(2)	87.37	0.044	11:35:11.391

P23		89 S		T. Fox MORETON				Honda NSF - Banks Racing / Moto Engineering					
IDEAL LAP TIME : 1:39.872				BEST LAP TIME : 1:40.663				DIFFERENCE : 0.791					
LAP	SECTOR 1	SECTOR 2	SECTOR 3	SECTOR 4	LAP TIME	MPH	DIFF	TIME OF DAY					
1 -	OUTLAP	88.5	19.115	122.4	29.740	69.2	25.189	120.6	1:48.903	80.43	8.240	11:12:25.745	
2 -	33.622	93.8	18.824	124.0	27.914	77.4	24.293	121.5	1:44.653	83.70	3.990	11:14:10.398	
3 -	32.391	96.0	18.452	122.9	27.143	77.6		IN PIT	2:51.120	P	51.19	1:10.457	11:17:01.518
4 -	OUTLAP	97.2	18.724	121.1	27.223	84.4	24.197	118.7	1:44.263	84.01	3.600	11:18:45.781	
5 -	32.605	96.2	18.794	120.4	27.069	84.6	24.082	119.1	1:42.550	85.42	1.887	11:20:28.331	
6 -	32.227	96.8	18.397	121.1	26.816	87.6	23.941	119.1	1:41.381	86.40	0.718	11:22:09.712	
7 -	32.483	96.9	18.391	120.6	26.521	86.2	23.900	120.6	1:41.295	86.47	0.632	11:23:51.007	
8 -	32.278	97.9	18.243	122.2	26.406	88.1	23.736	120.6	1:40.663	(1)	87.02		11:25:31.670
9 -	31.644	97.8	18.355	121.5	26.817	84.4		IN PIT	3:54.055	P	37.42	2:13.392	11:29:25.725
10 -	OUTLAP	90.1	19.198	119.8	27.655	83.4	23.832	120.2	1:46.512	82.24	5.849	11:31:12.237	
11 -	32.253	96.9	18.402	121.1	26.763	86.8	23.838	120.6	1:41.256	(3)	86.51	0.593	11:32:53.493
12 -	32.283	96.9	18.310	120.6	26.687	87.2	23.650	119.6	1:40.930	(2)	86.79	0.267	11:34:34.423
13 -	32.431	97.2	18.172	120.6	26.879	88.6	23.947	118.9	1:41.429	86.36	0.766	11:36:15.852	

P24		95 S		Ross TURNER				Honda NSF - RedRat Racing					
IDEAL LAP TIME :				BEST LAP TIME : 1:40.910				DIFFERENCE :					
LAP	SECTOR 1	SECTOR 2	SECTOR 3	SECTOR 4	LAP TIME	MPH	DIFF	TIME OF DAY					
1 -					1:45.828	82.77	4.918	11:14:48.332					
2 -					4:21.512	33.49	2:40.602	11:19:09.844					
3 -					1:41.683	86.14	0.773	11:20:51.527					
4 -					1:40.910	(1)	86.80	11:22:32.437					
5 -					1:41.472	86.32	0.562	11:24:13.909					
6 -					1:41.191	(2)	86.56	0.281	11:25:55.100				
7 -					1:41.288	(3)	86.48	0.378	11:27:36.388				
8 -					1:42.686	85.30	1.776	11:29:19.074					
9 -					1:41.972	85.90	1.062	11:31:01.046					

P25		27		Josh HODGE				KTM - Team HPR					
IDEAL LAP TIME : 1:41.591				BEST LAP TIME : 1:42.124				DIFFERENCE : 0.533					
LAP	SECTOR 1	SECTOR 2	SECTOR 3	SECTOR 4	LAP TIME	MPH	DIFF	TIME OF DAY					
1 -	OUTLAP	88.4	19.118	121.7	29.687	73.1	25.524	123.1	1:53.466	77.20	11.342	11:14:22.670	
2 -	33.512	96.9	18.514	124.9	28.531	74.2	24.927	122.9	1:45.484	83.04	3.360	11:16:08.154	
3 -	32.985	98.6	18.405	122.6	28.271	74.6	24.546	122.6	1:44.207	84.06	2.083	11:17:52.361	
4 -	32.617	98.1	18.206	123.5	27.998	78.7	24.442	122.2	1:43.263	84.83	1.139	11:19:35.624	
5 -	32.811	99.1	18.361	126.1	27.624	81.0	24.420	122.0	1:43.216	84.86	1.092	11:21:18.840	
6 -	32.625	99.8	18.296	125.2	27.448	81.6	24.158	122.6	1:42.527	(3)	85.43	0.403	11:23:01.367
7 -	32.549	97.5	18.407	124.0	27.863	81.4		IN PIT	2:18.223	P	63.37	36.099	11:25:19.590
8 -	OUTLAP	97.9	18.342	125.4	27.674	80.9	24.233	122.9	1:49.172	80.23	7.048	11:27:08.762	
9 -	32.609	99.1	18.380	124.9	27.775	79.8	24.384	122.6	1:43.148	84.92	1.024	11:28:51.910	
10 -	32.685	98.3	18.275	124.9	27.748	81.4	24.165	121.7	1:42.873	85.15	0.749	11:30:34.783	
11 -	32.275	98.8	18.423	123.8	27.364	81.7	24.109	122.9	1:42.171	(2)	85.73	0.047	11:32:16.954
12 -	32.439	97.3	18.492	123.5	27.379	81.6	24.286	122.9	1:42.596	85.38	0.472	11:33:59.550	
13 -	32.356	96.4	18.184	124.7	27.023	82.2	24.561	120.6	1:42.124	(1)	85.77		11:35:41.674

Weather / Track : Bright / Dry

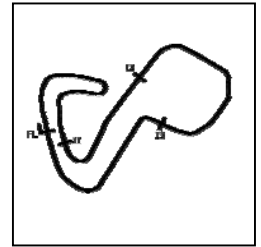
Brands Hatch GP
Circuit Length = 2.4332 miles
Start: 11:10 Flag 11:35 End: 11:37

MCRCB BULLETIN TK017

2017 MCE British Superbike Championship - Round 12

2017 HEL Performance British Motostar Championship

FREE PRACTICE 1 - SECTOR ANALYSIS



SECTOR 1 = FL to I1, SECTOR 2 = I1 to I2 SECTOR 3 = I2 to I3, SECTOR 4 = I3 to FL, DIFF = Difference To Personal Best Lap, P = Crossed Finish Line in Pit Lane, D = Time Disallowed

P26 20		Joel MARKLUND				KTM - Marklund Solutions / SP125						
IDEAL LAP TIME : 1:42.575		BEST LAP TIME : 1:42.575				DIFFERENCE : 0.000						
LAP	SECTOR 1	SECTOR 2		SECTOR 3		SECTOR 4		LAP TIME	MPH	DIFF	TIME OF DAY	
1 -	OUTLAP	90.8	19.090	120.2	28.907	71.2	24.798	125.9	1:46.962	81.89	4.387	11:12:23.381
2 -		32.821	97.2	18.220	125.6	27.477	80.1	24.057	125.2	1:42.575 (1)	85.39	11:14:05.956

P27 13 S		Jacob CLARK				Honda NSF - Wilson Racing						
IDEAL LAP TIME : 1:42.519		BEST LAP TIME : 1:42.735				DIFFERENCE : 0.216						
LAP	SECTOR 1	SECTOR 2		SECTOR 3		SECTOR 4		LAP TIME	MPH	DIFF	TIME OF DAY	
1 -	OUTLAP	91.4	19.471	116.1	29.524	70.9	25.530	114.1	1:50.918	78.97	8.183	11:12:37.235
2 -		34.360	88.5	19.363	116.3	28.712	72.3	24.914	116.1	1:47.349	4.614	11:14:24.584
3 -		33.726	89.8	18.975	117.9	27.643	76.6	24.555	117.5	1:44.899	2.164	11:16:09.483
4 -		33.306	92.1	18.833	117.1	27.364	76.8	24.399	117.5	1:43.902	1.167	11:17:53.385
5 -		32.872	90.3	18.802	118.5	27.283	78.8	24.462	117.3	1:43.419	0.684	11:19:36.804
6 -		32.814	92.3	18.921	118.1	27.191	79.8	24.303	117.1	1:43.229	0.494	11:21:20.033
7 -		32.583	92.6	18.868	118.5	26.995	80.4	24.289	117.1	1:42.735 (1)	85.26	11:23:02.768
8 -		32.590	92.4	18.826	117.5	27.126	81.3	24.548	116.7	1:43.090 (2)	84.97	11:24:45.858
9 -		33.385	92.3	19.347	111.8	28.151	72.7	IN PIT	2:58.599 P	49.04	1:15.864	11:27:44.457
10 -	OUTLAP	91.0	19.015	119.6	27.247	78.2	24.246	116.9	1:46.378	82.34	3.643	11:29:30.835
11 -		33.066	93.3	18.801	119.4	27.961	76.6	24.589	114.9	1:44.417	1.682	11:31:15.252
12 -		34.061	87.0	19.494	112.5	27.927	78.0	24.841	117.1	1:46.323	3.588	11:33:01.575
13 -		32.712	93.9	18.695	117.5	27.379	81.3	24.365	117.1	1:43.151 (3)	84.92	11:34:44.726
14 -		33.042	93.7	18.791	116.5	27.324	79.0	24.395	115.7	1:43.552	0.817	11:36:28.278

P28 50 S		Aditya BEHAL				Honda NSF - Microlise Cresswell Racing							
IDEAL LAP TIME : 1:43.321		BEST LAP TIME : 1:43.710				DIFFERENCE : 0.389							
LAP	SECTOR 1	SECTOR 2		SECTOR 3		SECTOR 4		LAP TIME	MPH	DIFF	TIME OF DAY		
1 -	OUTLAP	89.7	19.744	118.7	30.317	71.9	26.231	114.9	1:54.244	76.67	10.534	11:11:58.898	
2 -		34.558	93.3	19.474	118.3	29.322	68.1	26.213	116.7	1:49.567	5.857	11:13:48.465	
3 -		33.294	92.8	18.966	118.5	28.072	81.0	24.768	119.1	1:45.100	1.390	11:15:33.565	
4 -		32.934	95.4	19.096	118.5	28.317	82.6	24.971	118.9	1:45.318	1.608	11:17:18.883	
5 -		32.602	96.6	18.555	118.7	28.358	85.8	25.017	115.9	1:44.532	0.822	11:19:03.415	
6 -		32.650	94.6	18.872	120.0	27.981	85.3	24.938	116.3	1:44.441	0.731	11:20:47.856	
7 -		33.058	96.5	18.867	118.3	27.965	86.0	24.785	116.5	1:44.675	0.965	11:22:32.531	
8 -		32.874	94.2	18.940	119.4	28.261	80.7	25.039	117.5	1:45.114	1.404	11:24:17.645	
9 -		32.450	96.9	18.798	118.9	28.005	84.8	24.680	116.9	1:43.933 (2)	84.28	0.223	11:26:01.578
10 -		32.702	96.8	18.571	118.1	28.241	81.3	24.736	117.3	1:44.250	0.540	11:27:45.828	
11 -		33.111	95.8	18.788	118.9	27.968	83.2	24.566	117.9	1:44.433	0.723	11:29:30.261	
12 -		32.889	96.2	18.870	119.1	28.252	82.2	24.841	117.5	1:44.852	1.142	11:31:15.113	
13 -		32.620	95.5	18.598	118.9	27.967	85.3	24.525	117.3	1:43.710 (1)	84.46	11:32:58.823	
14 -		32.276	96.0	18.639	118.9	28.316	84.4	24.713	117.1	1:43.944 (3)	84.27	0.234	11:34:42.767
15 -		32.963	94.7	18.706	118.5	28.288	82.9	25.160	114.9	1:45.117	83.33	1.407	11:36:27.884

P29 48 S		Ewan POTTER				Honda NSF -							
IDEAL LAP TIME : 1:45.142		BEST LAP TIME : 1:45.203				DIFFERENCE : 0.061							
LAP	SECTOR 1	SECTOR 2		SECTOR 3		SECTOR 4		LAP TIME	MPH	DIFF	TIME OF DAY		
1 -	OUTLAP	77.4	20.467	116.3	31.538	64.3	26.482	116.1	1:56.847	74.96	11.644	11:13:48.423	
2 -		34.935	89.1	19.273	119.8	29.555	67.3	25.274	117.9	1:49.037	3.834	11:15:37.460	
3 -		34.034	93.9	19.042	120.0	29.386	70.7	25.262	117.5	1:47.724	2.521	11:17:25.184	
4 -		33.612	96.0	19.092	117.9	29.115	72.7	24.966	116.7	1:46.785	1.582	11:19:11.969	
5 -		33.294	93.3	19.435	117.7	29.397	73.5	25.097	116.1	1:47.223	2.020	11:20:59.192	
6 -		33.026	96.4	19.018	119.8	28.331	73.5	24.828	116.9	1:45.203 (1)	83.26	11:22:44.395	
7 -		33.307	94.2	19.188	116.9	30.597	70.7	IN PIT	5:11.211 P	28.14	3:26.008	11:27:55.606	
8 -	OUTLAP	88.6	19.691	116.9	29.293	74.3	25.320	116.3	1:50.549	79.23	5.346	11:29:46.155	
9 -		33.514	93.8	19.236	117.1	29.200	72.7	25.110	116.7	1:47.060	1.857	11:31:33.215	
10 -		33.271	93.8	19.318	118.3	28.712	75.3	24.955	117.5	1:46.256 (3)	82.44	1.053	11:33:19.471
11 -		33.185	95.3	18.957	118.9	28.462	75.9	24.832	116.9	1:45.436 (2)	83.08	0.233	11:35:04.907

Weather / Track : Bright / Dry

Brands Hatch GP
Circuit Length = 2.4332 miles
Start: 11:10 Flag 11:35 End: 11:37

MCRCB BULLETIN TK018**2017 MCE British Superbike Championship - Round 12****2017 HEL Performance British Motostar Championship****FREE PRACTICE 1 - BEST SPEEDS**

POS	INTERMEDIATE 1		INTERMEDIATE 2		INTERMEDIATE 3		FINISH LINE		MPH			
	NO	NAME	MPH	NO	NAME	MPH	NO	NAME				
1	19	RODRIGUEZ	105.0	47	ARCHER	131.3	69	BOOTH-AMOS	92.9	79	STACEY	128.5
2	69	BOOTH-AMOS	104.5	15	McMANUS	131.3	3	KERR	92.3	15	McMANUS	128.5
3	47	ARCHER	104.5	64	DURHAM	130.5	19	RODRIGUEZ	92.1	52	BOERBOOM	128.5
4	64	DURHAM	104.3	19	RODRIGUEZ	130.5	12	RENDELL	91.9	19	RODRIGUEZ	128.3
5	35	LODGE	103.7	23	LLEWELLYN	130.5	34	DELVES	91.9	64	DURHAM	127.8
6	79	STACEY	103.5	54	BURMAN	130.0	26	OGDEN	91.0	54	BURMAN	127.8
7	54	BURMAN	103.5	69	BOOTH-AMOS	129.8	47	ARCHER	90.9	69	BOOTH-AMOS	127.3
8	52	BOERBOOM	103.2	79	STACEY	128.5	30	COOK	90.6	23	LLEWELLYN	127.3
9	23	LLEWELLYN	103.2	3	KERR	128.0	2	STRUDWICK	90.5	47	ARCHER	127.0
10	15	McMANUS	102.7	52	BOERBOOM	128.0	25	BROUWERS	89.7	3	KERR	126.8
11	34	DELVES	102.4	35	LODGE	127.5	23	LLEWELLYN	89.4	35	LODGE	126.1
12	3	KERR	101.9	34	DELVES	126.6	54	BURMAN	89.3	20	MARKLUND	125.9
13	12	RENDELL	101.2	44	BEST	126.3	35	LODGE	89.2	34	DELVES	124.2
14	44	BEST	99.8	27	HODGE	126.1	55	SCOTT	89.2	44	BEST	124.2
15	27	HODGE	99.8	20	MARKLUND	125.6	56	ATKINS	89.1	12	RENDELL	123.8
16	25	BROUWERS	99.7	2	STRUDWICK	124.2	64	DURHAM	88.8	30	COOK	123.1
17	30	COOK	99.7	25	BROUWERS	124.0	89	MORETON	88.6	27	HODGE	123.1
18	56	ATKINS	99.4	89	MORETON	124.0	52	BOERBOOM	88.1	25	BROUWERS	122.2
19	26	OGDEN	98.8	12	RENDELL	123.3	15	McMANUS	87.7	56	ATKINS	122.0
20	99	CAMPBELL	98.6	30	COOK	122.4	79	STACEY	87.4	89	MORETON	121.5
21	2	STRUDWICK	98.5	99	CAMPBELL	121.7	44	BEST	86.9	26	OGDEN	120.9
22	89	MORETON	97.9	26	OGDEN	120.6	99	CAMPBELL	86.1	2	STRUDWICK	120.2
23	45	SWANN	97.2	56	ATKINS	120.0	45	SWANN	86.0	99	CAMPBELL	119.8
24	20	MARKLUND	97.2	45	SWANN	120.0	50	BEHAL	86.0	45	SWANN	119.8
25	55	SCOTT	96.9	50	BEHAL	120.0	27	HODGE	82.2	50	BEHAL	119.1
26	50	BEHAL	96.9	48	POTTER	120.0	13	CLARK	81.3	55	SCOTT	118.9
27	48	POTTER	96.4	13	CLARK	119.6	20	MARKLUND	80.1	48	POTTER	117.9
28	13	CLARK	93.9	55	SCOTT	118.5	48	POTTER	75.9	13	CLARK	117.5
29												

Weather / Track : Bright / Dry

Results can be found at www.tsl-timing.com

Brands Hatch GP

Circuit Length = 2.4332 miles

Start: 11:10 Flag 11:35 End: 11:37

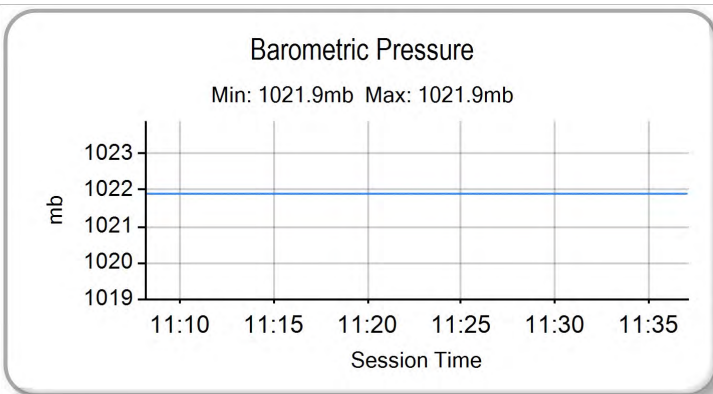
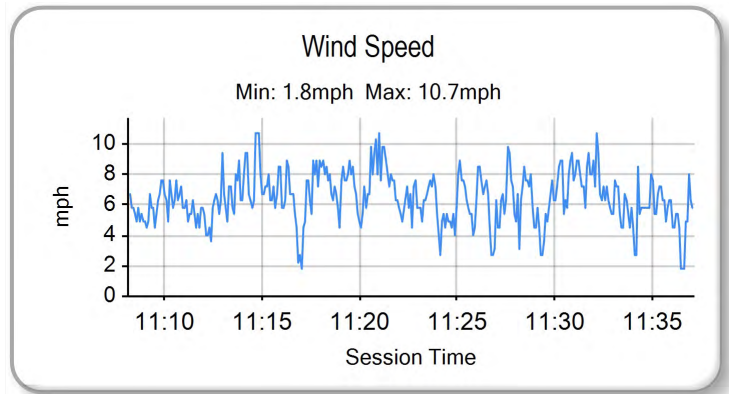
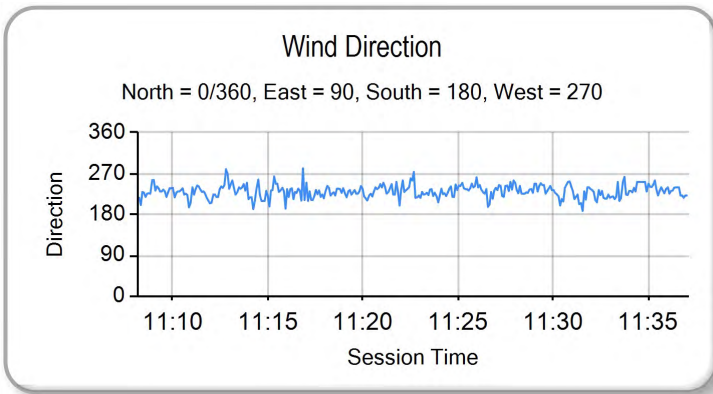
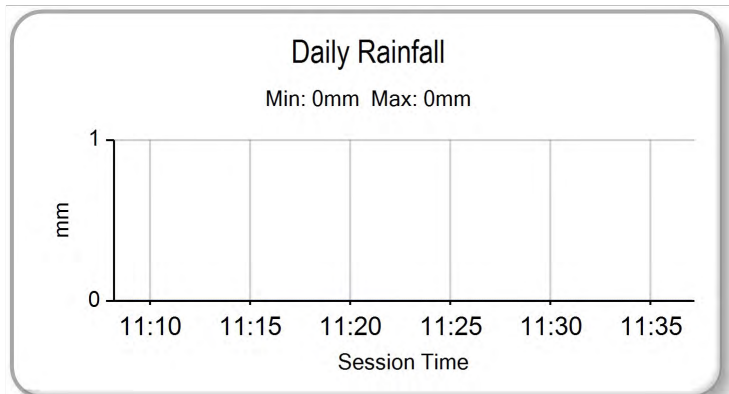
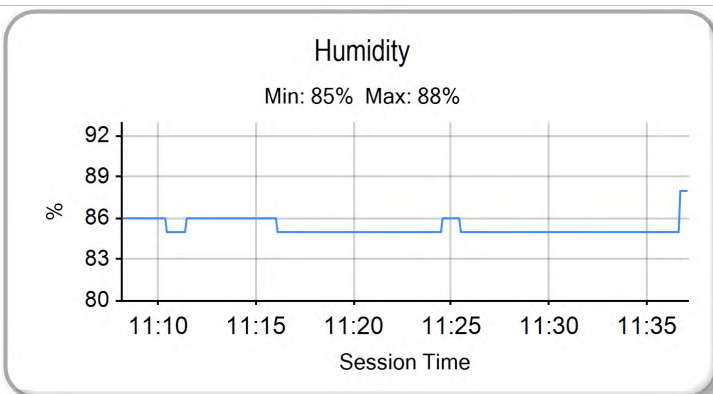
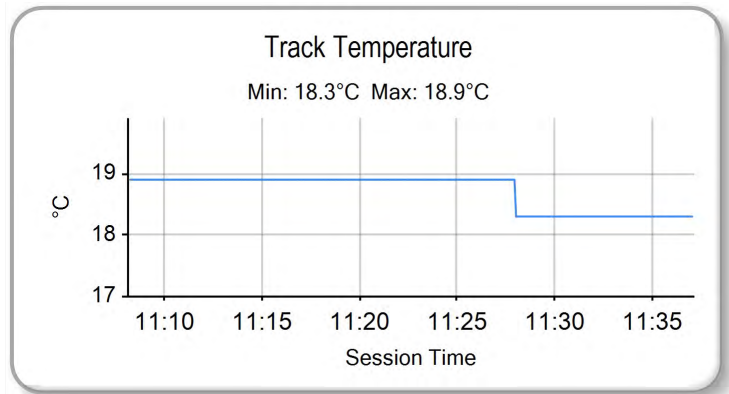
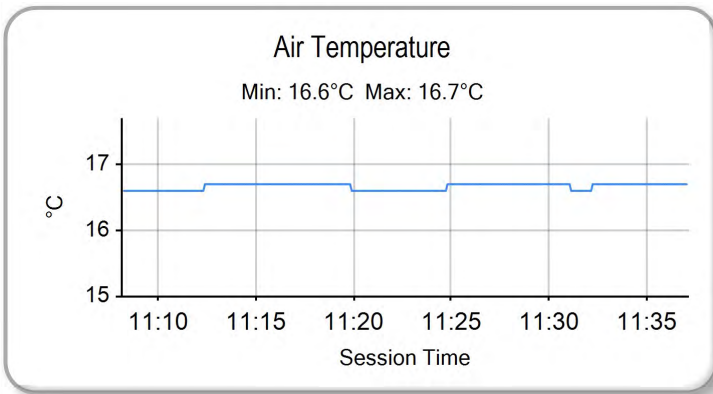
Printed - 11:38 Friday, 13 October 2017

MCRCB BULLETIN TK020

2017 MCE British Superbike Championship - Round 12

2017 HEL Performance British Motostar Championship

FREE PRACTICE 1 - WEATHER CONDITIONS



Weather / Track : Bright / Dry

Results can be found at www.tsl-timing.com

Brands Hatch GP
Circuit Length = 2.4332 miles
Start: 11:10 Flag 11:35 End: 11:37

Printed - 11:39 Friday, 13 October 2017

MCRCB BULLETIN TK046

2017 MCE British Superbike Championship - Round 12

2017 HEL Performance British Motostar Championship

FREE PRACTICE 2 - CLASSIFICATION



POS	NO	CL	PIC NAME	ENTRY	TIME	ON	LAPS	GAP	DIFF	MPH
1	69		1 Tom BOOTH-AMOS	KTM - City Lifting RS Racing	1:32.551	10	14			94.64
2	47		2 Jake ARCHER	KTM - City Lifting RS Racing	1:33.175	15	16	0.624	0.624	94.01
3	15		3 Eugene McMANUS	KTM - RS Racing / E15 Racing	1:34.680	7	12	2.129	1.505	92.52
4	64		4 Asher DURHAM	Mahindra - Microlise Cresswell Racing	1:34.716	14	14	2.165	0.036	92.48
5	12		5 Edward RENDELL	KTM - Banks Racing	1:35.249	5	6	2.698	0.533	91.96
6	79		6 Storm STACEY	Kalex - FPW Racing	1:35.269	10	12	2.718	0.020	91.94
7	35		7 Elliot LODGE	FTR - Spike Racing / SP125	1:35.429	10	13	2.878	0.160	91.79
8	34		8 Liam DELVES	DR-Moto - Stauff Connect Academy / Dr-Moto	1:35.514	7	15	2.963	0.085	91.71
9	19		9 Victor RODRIGUEZ	KTM - GA Competition	1:35.593	4	8	3.042	0.079	91.63
10	3		10 Richard KERR	KTM - North West Racing	1:36.203	12	15	3.652	0.610	91.05
11	52		11 Jorel BOERBOOM	Kalex KTM - Fireplace Warehouse	1:36.223	10	14	3.672	0.020	91.03
12	54		12 Sam BURMAN	KTM - TeamWNT / Burman Racing	1:36.802	13	14	4.251	0.579	90.49
13	99		13 Stephen CAMPBELL	Honda - Campbell Racing	1:37.132	11	11	4.581	0.330	90.18
14	30	S	1 Max COOK	Honda NSF - Wilson Racing	1:37.267	14	14	4.716	0.135	90.05
15	2	S	2 Thomas STRUDWICK	Honda NSF - Case Moto Rapido Moto3	1:37.407	14	15	4.856	0.140	89.93
16	56	S	3 Charlie ATKINS	Honda NSF - Wilson Racing	1:37.606	11	15	5.055	0.199	89.74
17	55	S	4 Jack SCOTT	Honda NSF - J J Racing	1:37.893	14	15	5.342	0.287	89.48
18	25		14 Mike BROUWERS	APG Moto - TEC7-Joma / Brouwersracingteam	1:38.080	5	6	5.529	0.187	89.31
19	26	S	5 Scott OGDEN	Honda - Microlise Cresswell Racing	1:38.442	13	15	5.891	0.362	88.98
20	20		15 Joel MARKLUND	KTM - Marklund Solutions / SP125	1:38.948	13	15	6.397	0.506	88.52
21	89	S	6 T. Fox MORETON	Honda NSF - Banks Racing / Moto Engineering	1:39.470	7	15	6.919	0.522	88.06
22	27		16 Josh HODGE	KTM - Team HPR	1:39.881	6	14	7.330	0.411	87.70
23	45	S	7 Scott SWANN	Honda NSF - Swann Racing	1:40.039	11	13	7.488	0.158	87.56
24	95	S	8 Ross TURNER	Honda NSF - RedRat Racing	1:40.694	11	13	8.143	0.655	86.99
25	13	S	9 Jacob CLARK	Honda NSF - Wilson Racing	1:41.269	4	14	8.718	0.575	86.50
26	50	S	10 Aditya BEHAL	Honda NSF - Microlise Cresswell Racing	1:41.748	11	15	9.197	0.479	86.09
QUALIFYING LAPTIME (110.0% of 1:32.551) = 1:41.806										
27	48	S	11 Ewan POTTER	Honda NSF -	1:42.611	13	13	10.060	0.863	85.36
28	23		17 Sam LLEWELLYN	KTM - SymCirrus Motorsport			1			

Weather / Track : Bright / Dry

These results are provisional until the conclusion of any judicial and technical matters.

Brands Hatch GP

Circuit Length = 2.4332 miles

Start: 14:40 Flag 15:05 End: 15:07

Race Director :	Stewards :	Timekeeper :
-----------------	------------	--------------

Results can be found at www.britishsuperbike.com

Printed - 15:08 Friday, 13 October 2017

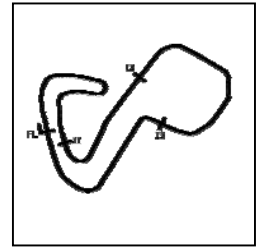


MCRCB BULLETIN TK047

2017 MCE British Superbike Championship - Round 12

2017 HEL Performance British Motostar Championship

FREE PRACTICE 2 - SECTOR ANALYSIS



SECTOR 1 = FL to I1, SECTOR 2 = I1 to I2 SECTOR 3 = I2 to I3, SECTOR 4 = I3 to FL, DIFF = Difference To Personal Best Lap, P = Crossed Finish Line in Pit Lane, D = Time Disallowed

P1 69		Tom BOOTH-AMOS				KTM - City Lifting RS Racing						
IDEAL LAP TIME : 1:32.415		BEST LAP TIME : 1:32.551				DIFFERENCE : 0.136						
LAP	SECTOR 1	SECTOR 2		SECTOR 3		SECTOR 4		LAP TIME	MPH	DIFF	TIME OF DAY	
1 -	OUTLAP	81.6	19.757	88.8	33.588	74.0	25.013	114.7	1:57.217	74.73	24.666	14:42:59.318
2 -	30.613	102.9	17.202	129.5	24.955	90.9	22.675	127.0	1:35.445	91.77	2.894	14:44:34.763
3 -	29.428	105.1	16.976	130.0	24.742	93.7	22.422	127.3	1:33.568	93.62	1.017	14:46:08.331
4 -	29.407	103.8	17.029	129.3	24.636	94.9	22.387	127.8	1:33.459	93.72	0.908	14:47:41.790
5 -	29.298	104.6	16.995	131.0	24.867	94.3	22.556	125.9	1:33.716	93.47	1.165	14:49:15.506
6 -	29.020	105.6	16.967	129.8	24.395	95.8	22.224	127.0	1:32.606 (3)	94.59	0.055	14:50:48.112
7 -	31.914	85.5	20.363	107.2	26.707	79.3	IN PIT		3:43.952 P	39.11	2:11.401	14:54:32.064
8 -	OUTLAP	88.1	21.186	118.7	26.276	82.4	23.240	126.8	1:45.156	83.30	12.605	14:56:17.220
9 -	29.351	103.4	17.130	129.5	24.600	94.7	22.587	126.8	1:33.668	93.52	1.117	14:57:50.888
10 -	29.055	105.1	16.886	130.5	24.412	95.1	22.198	126.8	1:32.551 (1)	94.64		14:59:23.439
11 -	29.715	96.4	17.608	128.3	24.980	85.2	22.490	127.8	1:34.793	92.41	2.242	15:00:58.232
12 -	29.271	104.3	16.941	131.3	24.599	95.3	22.289	127.3	1:33.100	94.09	0.549	15:02:31.332
13 -	29.446	104.3	18.069	107.3	26.684	77.8	22.626	127.3	1:36.825	90.47	4.274	15:04:08.157
14 -	29.144	104.6	16.802	130.5	24.450	96.2	22.202	127.3	1:32.598 (2)	94.60	0.047	15:05:40.755

P2 47		Jake ARCHER				KTM - City Lifting RS Racing						
IDEAL LAP TIME : 1:33.001		BEST LAP TIME : 1:33.175				DIFFERENCE : 0.174						
LAP	SECTOR 1	SECTOR 2		SECTOR 3		SECTOR 4		LAP TIME	MPH	DIFF	TIME OF DAY	
1 -	OUTLAP	100.9	17.785	129.8	25.278	85.2	23.015	127.0	1:38.370	89.04	5.195	14:42:05.916
2 -	30.282	103.8	17.184	132.6	25.229	86.5	22.557	129.8	1:35.252	91.96	2.077	14:43:41.168
3 -	29.852	102.4	17.274	130.5	24.869	89.3	22.498	128.3	1:34.493	92.70	1.318	14:45:15.661
4 -	30.210	102.4	17.184	131.0	25.416	85.8	22.594	126.8	1:35.404	91.81	2.229	14:46:51.065
5 -	29.612	103.7	17.138	131.3	24.988	86.2	22.476	130.0	1:34.214	92.97	1.039	14:48:25.279
6 -	30.126	105.0	17.116	130.3	24.944	84.9	22.678	127.0	1:34.864	92.34	1.689	14:50:00.143
7 -	29.471	105.5	17.130	129.5	24.797	87.6	22.470	127.3	1:33.868	93.32	0.693	14:51:34.011
8 -	29.427	105.5	17.054	130.0	24.529	89.9	22.404	127.5	1:33.414 (3)	93.77	0.239	14:53:07.425
9 -	29.545	104.5	17.019	129.0	24.582	89.0	22.322	127.3	1:33.468	93.72	0.293	14:54:40.893
10 -	29.315	105.5	17.023	129.5	24.419	92.8	23.071	122.0	1:33.828	93.36	0.653	14:56:14.721
11 -	32.999	92.3					IN PIT		2:28.480 P	58.99	55.305	14:58:43.201
12 -	OUTLAP	100.6	17.498	129.3	24.819	89.7	22.650	127.8	1:36.685	90.60	3.510	15:00:19.886
13 -	29.683	104.2	17.052	130.0	24.670	84.8	22.617	127.5	1:34.022	93.16	0.847	15:01:53.908
14 -	29.398	105.8	16.946	130.5	24.542	88.1	22.326	128.3	1:33.212 (2)	93.97	0.037	15:03:27.120
15 -	29.413	104.5	16.975	130.5	24.466	89.9	22.321	127.0	1:33.175 (1)	94.01		15:05:00.295
16 -	29.647	104.2	17.076	130.0	24.555	90.3	22.504	127.5	1:33.782	93.40	0.607	15:06:34.077

P3 15		Eugene McMANUS				KTM - RS Racing / E15 Racing						
IDEAL LAP TIME : 1:34.252		BEST LAP TIME : 1:34.680				DIFFERENCE : 0.428						
LAP	SECTOR 1	SECTOR 2		SECTOR 3		SECTOR 4		LAP TIME	MPH	DIFF	TIME OF DAY	
1 -	OUTLAP	101.5	17.686	132.1	26.140	83.1	23.418	128.3	1:42.729	85.27	8.049	14:43:37.687
2 -	30.212	104.2	17.244	131.3	25.543	90.3	22.601	129.5	1:35.600	91.63	0.920	14:45:13.287
3 -	30.332	102.6	17.472	128.3	25.750	89.4	23.058	128.5	1:36.612	90.67	1.932	14:46:49.899
4 -	30.219	103.4	17.267	131.0	25.252	91.5	22.464	129.3	1:35.202	92.01	0.522	14:48:25.101
5 -	30.973	104.0	16.987	131.8	25.058	90.8	22.637	130.0	1:35.655	91.57	0.975	14:50:00.756
6 -	30.095	106.3	17.201	130.8	25.196	93.7	22.565	128.8	1:35.057 (3)	92.15	0.377	14:51:35.813
7 -	29.743	105.6	17.115	131.3	25.246	90.5	22.576	128.3	1:34.680 (1)	92.52		14:53:10.493
8 -	33.923	94.7	18.249	121.3	28.106	82.8	IN PIT		5:05.783 P	28.64	3:31.103	14:58:16.276
9 -	OUTLAP	94.7	17.735	130.5	26.108	89.1	23.154	128.5	1:42.994	85.05	8.314	14:59:59.270
10 -	30.177	104.3	17.240	131.0	25.565	89.2	22.818	129.0	1:35.800	91.43	1.120	15:01:35.070
11 -	29.943	104.5	17.167	131.3	25.117	92.6	22.536	129.8	1:34.763 (2)	92.43	0.083	15:03:09.833
12 -	30.206	104.3	17.129	131.8	25.061	90.9	22.691	128.0	1:35.087	92.12	0.407	15:04:44.920

P4 64		Asher DURHAM				Mahindra - Microlise Cresswell Racing						
IDEAL LAP TIME : 1:34.651		BEST LAP TIME : 1:34.716				DIFFERENCE : 0.065						
LAP	SECTOR 1	SECTOR 2		SECTOR 3		SECTOR 4		LAP TIME	MPH	DIFF	TIME OF DAY	
1 -	OUTLAP	100.6	18.087	128.3	25.826	82.5	23.275	126.1	1:39.130	88.36	4.414	14:42:10.091
2 -	31.033	102.1	17.598	129.5	25.612	86.3	23.061	127.5	1:37.304	90.02	2.588	14:43:47.395
3 -	30.877	102.9	17.645	130.0	25.600	86.5	23.125	127.0	1:37.247	90.07	2.531	14:45:24.642

Weather / Track : Bright / Dry

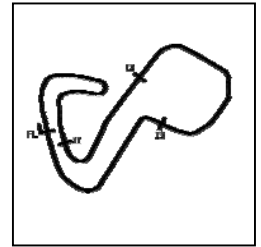
Brands Hatch GP
Circuit Length = 2.4332 miles
Start: 14:40 Flag 15:05 End: 15:07

MCRCB BULLETIN TK047

2017 MCE British Superbike Championship - Round 12

2017 HEL Performance British Motostar Championship

FREE PRACTICE 2 - SECTOR ANALYSIS



SECTOR 1 = FL to I1, SECTOR 2 = I1 to I2 SECTOR 3 = I2 to I3, SECTOR 4 = I3 to FL, DIFF = Difference To Personal Best Lap, P = Crossed Finish Line in Pit Lane, D = Time Disallowed

4 -	30.368	103.2	17.485	130.5	25.211	84.2	22.947	127.0	1:36.011	91.23	1.295	14:47:00.653
5 -	30.159	101.6	17.384	129.8	25.272	89.3	22.677	128.5	1:35.492	91.73	0.776	14:48:36.145
6 -	30.144	101.8	17.796	131.8	26.122	80.3	IN PIT		4:32.185	P	32.18	2:57.469 14:53:08.330
7 -	OUTLAP	100.9	17.596	129.0	25.477	87.6	22.853	126.8	1:37.223	90.10	2.507	14:54:45.553
8 -	30.039	104.5	17.226	130.3	26.842	76.9	23.950	125.9	1:38.057	89.33	3.341	14:56:23.610
9 -	29.976	103.8	17.193	132.1	25.045	90.0	22.706	127.8	1:34.920	(2)	0.204	14:57:58.530
10 -	30.616	100.3	17.550	128.0	25.767	88.4	22.765	127.8	1:36.698	90.58	1.982	14:59:35.228
11 -	30.128	103.2	17.070	131.5	25.206	89.4	22.726	127.5	1:35.130	92.08	0.414	15:01:10.358
12 -	34.218	93.4	17.457	129.3	25.359	91.0	22.881	127.3	1:39.915	87.67	5.199	15:02:50.273
13 -	29.941	103.7	17.269	129.8	25.073	89.4	22.698	127.5	1:34.981	(3)	0.265	15:04:25.254
14 -	29.927	103.7	17.135	130.5	25.005	85.3	22.649	128.3	1:34.716	(1)	92.48	15:05:59.970

P5	12	Edward RENDELL						KTM - Banks Racing				
IDEAL LAP TIME : 1:34.844			BEST LAP TIME : 1:35.249			DIFFERENCE : 0.405						
LAP	SECTOR 1	SECTOR 2	SECTOR 3	SECTOR 4	LAP TIME	MPH	DIFF	TIME OF DAY				
1 -	OUTLAP	96.4	18.251	121.1	26.036	84.7	23.517	121.5	1:40.483	87.17	5.234	14:42:19.094
2 -	31.021	99.4	17.709	123.8	25.526	91.6	22.948	122.6	1:37.204	90.11	1.955	14:43:56.298
3 -	29.948	101.0	17.560	124.2	24.923	91.1	22.919	122.6	1:35.350	(3)	0.101	14:45:31.648
4 -	29.892	101.0	17.444	124.2	25.199	90.0	22.801	122.2	1:35.336	(2)	0.087	14:47:06.984
5 -	30.055	98.5	17.432	124.9	25.016	88.8	22.746	123.8	1:35.249	(1)	91.96	14:48:42.233
6 -	29.838	101.5	17.614	123.8	24.828	86.0	IN PIT		5:59.422	P	24.37	4:24.173 14:54:41.655

P6	79	Storm STACEY						Kalex - FPW Racing				
IDEAL LAP TIME : 1:34.882			BEST LAP TIME : 1:35.269			DIFFERENCE : 0.387						
LAP	SECTOR 1	SECTOR 2	SECTOR 3	SECTOR 4	LAP TIME	MPH	DIFF	TIME OF DAY				
1 -	31.184	101.3	17.702	127.3	25.509	84.0	22.870	127.5	1:37.265	90.06	1.996	14:43:23.822
2 -	30.539	102.7	17.498	128.0	25.242	82.7	22.844	126.3	1:36.123	91.13	0.854	14:44:59.945
3 -	32.217	98.1	17.912	122.6	25.744	81.9	IN PIT		2:01.953	P	71.82	26.684 14:47:01.898
4 -	OUTLAP	99.1	17.842	127.5	25.555	84.9	22.816	128.0	1:38.300	89.11	3.031	14:48:40.198
5 -	30.318	103.7	17.340	129.5	25.495	76.3	23.998	126.6	1:37.151	90.16	1.882	14:50:17.349
6 -	30.280	103.8	17.384	129.5	25.394	85.7	22.571	128.5	1:35.629	(3)	0.360	14:51:52.978
7 -	31.934	98.1	18.224	122.2	26.680	79.1	IN PIT		2:54.614	P	50.16	1:19.345 14:54:47.592
8 -	OUTLAP	97.9	17.790	130.0	25.944	84.8	23.250	128.0	1:40.190	87.43	4.921	14:56:27.782
9 -	30.598	104.3	17.531	128.5	25.324	87.0	22.665	127.8	1:36.118	91.13	0.849	14:58:03.900
10 -	29.940	102.2	17.453	129.3	25.107	86.0	22.769	127.0	1:35.269	(1)	91.94	14:59:39.169
11 -	29.999	103.8	17.272	129.8	25.490	86.8	22.626	129.8	1:35.387	(2)	0.118	15:01:14.556
12 -	31.798	100.3	17.623	129.3	25.164	85.1	22.563	129.3	1:37.148	90.17	1.879	15:02:51.704

P7	35	Elliot LODGE						FTR - Spike Racing / SP125				
IDEAL LAP TIME : 1:35.183			BEST LAP TIME : 1:35.429			DIFFERENCE : 0.246						
LAP	SECTOR 1	SECTOR 2	SECTOR 3	SECTOR 4	LAP TIME	MPH	DIFF	TIME OF DAY				
1 -	OUTLAP	88.3	19.587	124.7	27.598	78.6	IN PIT		4:08.058	P	35.31	2:32.629 14:45:35.320
2 -	OUTLAP	96.9	18.113	125.6	27.174	82.4	23.714	124.0	1:43.047	85.00	7.618	14:47:18.367
3 -	31.366	99.8	17.493	128.3	26.773	85.4	23.411	126.1	1:39.043	88.44	3.614	14:48:57.410
4 -	30.435	103.4	17.299	127.3	25.846	85.0	22.923	125.4	1:36.503	90.77	1.074	14:50:33.913
5 -	30.315	104.0	17.180	129.0	25.767	86.8	22.931	126.3	1:36.193	91.06	0.764	14:52:10.106
6 -	30.381	103.0	17.487	127.5	25.805	86.0	22.826	126.1	1:36.499	90.77	1.070	14:53:46.605
7 -	32.571	74.3	20.097	117.3	27.272	80.2	IN PIT		2:40.823	P	54.46	1:05.394 14:56:27.428
8 -	OUTLAP	77.1	19.627	126.3	25.547	85.2	23.247	125.4	1:43.881	84.32	8.452	14:58:11.309
9 -	33.630	67.7	20.132	123.8	25.895	84.3	23.110	125.6	1:42.767	85.23	7.338	14:59:54.076
10 -	30.256	104.5	17.258	128.5	25.123	89.0	22.792	127.5	1:35.429	(1)	91.79	15:01:29.505
11 -	30.152	104.3	17.556	128.8	25.181	88.7	22.805	126.1	1:35.694	(2)	0.265	15:03:05.199
12 -	30.305	104.2	17.384	129.3	25.309	87.9	22.728	126.6	1:35.726	(3)	0.297	15:04:40.925
13 -	30.417	101.9	17.216	129.8	25.881	90.5	22.821	125.9	1:36.335	90.93	0.906	15:06:17.260

P8	34	Liam DELVES						DR-Moto - Stauff Connect Academy / Dr-Moto				
IDEAL LAP TIME : 1:35.496			BEST LAP TIME : 1:35.514			DIFFERENCE : 0.018						
LAP	SECTOR 1	SECTOR 2	SECTOR 3	SECTOR 4	LAP TIME	MPH	DIFF	TIME OF DAY				
1 -	OUTLAP	98.1	18.400	128.3	26.353	86.9	23.839	124.7	1:43.808	84.38	8.294	14:41:48.672
2 -	31.228	100.1	18.023	127.0	29.447	79.3	23.891	124.5	1:42.589	85.38	7.075	14:43:31.261

Weather / Track : Bright / Dry

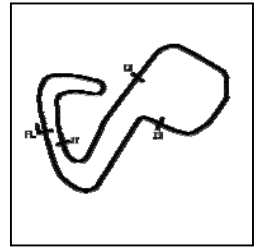
Brands Hatch GP
Circuit Length = 2.4332 miles
Start: 14:40 Flag 15:05 End: 15:07

MCRCB BULLETIN TK047

2017 MCE British Superbike Championship - Round 12

2017 HEL Performance British Motostar Championship

FREE PRACTICE 2 - SECTOR ANALYSIS



SECTOR 1 = FL to I1, SECTOR 2 = I1 to I2 SECTOR 3 = I2 to I3, SECTOR 4 = I3 to FL, DIFF = Difference To Personal Best Lap, P = Crossed Finish Line in Pit Lane, D = Time Disallowed

3 -	31.065	100.9	17.857	126.3	25.606	92.0	23.258	124.2	1:37.786	89.58	2.272	14:45:09.047	
4 -	30.584	100.9	17.716	126.6	25.488	90.1	23.104	123.5	1:36.892	90.40	1.378	14:46:45.939	
5 -	30.300	101.5	17.660	127.0	25.592	90.9	23.053	125.2	1:36.605	90.67	1.091	14:48:22.544	
6 -	30.595	101.2	17.684	125.9	25.407	89.9	25.337	125.9	1:39.023	88.46	3.509	14:50:01.567	
7 -	29.975	102.7	17.390	128.3	25.328	93.2	22.821	126.6	1:35.514	(1)	91.71	14:51:37.081	
8 -	31.022	94.6	18.252	120.9	25.967	87.4	IN PIT		3:05.561	P	47.20	1:30.047	14:54:42.642
9 -	OUTLAP	101.2	17.628	127.0	26.558	80.5	23.484	123.1	1:39.136	88.36	3.622	14:56:21.778	
10 -	30.453	100.9	17.696	126.1	25.369	93.4	23.084	123.5	1:36.602	90.67	1.088	14:57:58.380	
11 -	30.046	102.7	17.588	126.6	25.437	89.9	23.089	124.0	1:36.160	91.09	0.646	14:59:34.540	
12 -	30.359	101.0	17.389	126.8	25.453	87.6	22.837	126.1	1:36.038	91.21	0.524	15:01:10.578	
13 -	30.856	101.5	17.654	126.6	25.774	87.9	23.203	124.5	1:37.487	89.85	1.973	15:02:48.065	
14 -	30.108	101.5	17.506	127.8	25.341	93.7	22.909	124.5	1:35.864	(2)	91.37	0.350	15:04:23.929
15 -	30.037	102.2	17.491	127.0	25.311	88.8	23.132	126.3	1:35.971	(3)	91.27	0.457	15:05:59.900

P9		19		Victor RODRIGUEZ				KTM - GA Competition					
IDEAL LAP TIME :		1:35.221		BEST LAP TIME :		1:35.593		DIFFERENCE : 0.372					
LAP	SECTOR 1	SECTOR 2	SECTOR 3	SECTOR 4	LAP TIME	MPH	DIFF	TIME OF DAY					
1 -	OUTLAP	99.1	17.888	129.5	26.835	87.0	23.414	127.8	1:41.391	86.39	5.798	14:42:02.985	
2 -	31.451	103.4	17.516	130.8	26.278	90.9	22.898	129.8	1:38.143	89.25	2.550	14:43:41.128	
3 -	30.404	104.8	17.201	131.3	25.815	91.5	22.709	129.0	1:36.129	91.12	0.536	14:45:17.257	
4 -	30.354	104.8	17.180	130.8	25.529	93.9	22.530	128.8	1:35.593	(1)	91.63	14:46:52.850	
5 -	30.478	104.0	17.153	130.5	25.968	90.1	22.846	129.0	1:36.445	90.82	0.852	14:48:29.295	
6 -	30.441	104.6	17.216	129.0	25.942	89.5	22.886	127.3	1:36.485	90.78	0.892	14:50:05.780	
7 -	30.363	105.3	17.153	130.5	25.767	87.2	22.813	128.5	1:36.096	(3)	91.15	0.503	14:51:41.876
8 -	30.124	106.1	17.038	130.5	25.779	94.2	22.781	127.8	1:35.722	(2)	91.51	0.129	14:53:17.598

P10		3		Richard KERR				KTM - North West Racing					
IDEAL LAP TIME :		1:35.956		BEST LAP TIME :		1:36.203		DIFFERENCE : 0.247					
LAP	SECTOR 1	SECTOR 2	SECTOR 3	SECTOR 4	LAP TIME	MPH	DIFF	TIME OF DAY					
1 -	OUTLAP	92.6	18.398	127.5	26.273	84.5	23.884	124.7	1:42.361	85.57	6.158	14:42:00.962	
2 -	33.414	85.4	18.655	128.8	25.913	85.5	23.306	126.8	1:41.288	86.48	5.085	14:43:42.250	
3 -	30.623	102.9	17.744	129.3	26.000	87.1	23.508	127.3	1:37.875	89.50	1.672	14:45:20.125	
4 -	31.490	102.2	17.771	127.0	25.562	89.4	23.293	124.7	1:38.116	89.28	1.913	14:46:58.241	
5 -	30.719	100.7	17.660	127.8	25.591	90.4	23.114	127.8	1:37.084	90.22	0.881	14:48:35.325	
6 -	30.512	102.2	17.543	129.0	26.592	81.5	IN PIT		3:02.267	P	48.06	1:26.064	14:51:37.592
7 -	OUTLAP	95.4	18.920	118.7	26.337	81.6	24.087	124.5	1:42.497	85.46	6.294	14:53:20.089	
8 -	31.112	100.6	17.655	127.0	25.476	91.1	23.032	125.2	1:37.275	90.05	1.072	14:54:57.364	
9 -	30.426	101.9	17.535	126.6	25.554	94.2	23.025	124.9	1:36.540	90.73	0.337	14:56:33.904	
10 -	30.583	101.8	17.550	126.6	25.362	92.5	22.782	127.5	1:36.277	(2)	90.98	0.074	14:58:10.181
11 -	31.271	101.0	17.750	127.5	26.491	86.2	23.318	126.1	1:38.830	88.63	2.627	14:59:49.011	
12 -	30.309	101.9	17.558	127.5	25.371	91.1	22.965	125.4	1:36.203	(1)	91.05	15:01:25.214	
13 -	30.427	101.5	17.564	126.3	25.330	91.6	23.070	125.9	1:36.391	(3)	90.87	0.188	15:03:01.605
14 -	31.406	92.0	18.810	122.2	27.845	82.0	23.671	125.4	1:41.732	86.10	5.529	15:04:43.337	
15 -	30.821	100.6	17.648	126.6	25.563	90.4	22.943	125.6	1:36.975	90.33	0.772	15:06:20.312	

P11		52		Jorel BOERBOOM				Kalex KTM - Fireplace Warehouse					
IDEAL LAP TIME :		1:36.163		BEST LAP TIME :		1:36.223		DIFFERENCE : 0.060					
LAP	SECTOR 1	SECTOR 2	SECTOR 3	SECTOR 4	LAP TIME	MPH	DIFF	TIME OF DAY					
1 -	31.501	101.2	17.877	127.0	26.366	84.6	23.353	124.9	1:39.097	88.39	2.874	14:43:27.310	
2 -	31.205	100.6	18.083	126.6	25.970	88.0	23.164	125.4	1:38.422	89.00	2.199	14:45:05.732	
3 -	31.307	101.2	17.780	127.3	25.935	87.0	23.236	124.5	1:38.258	89.15	2.035	14:46:43.990	
4 -	31.212	101.2	17.649	127.0	26.050	86.7	23.176	125.4	1:38.087	89.30	1.864	14:48:22.077	
5 -	31.764	101.3	17.810	127.0	25.742	89.3	23.023	127.0	1:38.339	89.07	2.116	14:50:00.416	
6 -	30.450	101.5	17.593	128.8	25.461	91.0	22.924	126.1	1:36.428	(2)	90.84	0.205	14:51:36.844
7 -	31.011	96.2	18.564	119.1	26.236	85.5	IN PIT		3:10.384	P	46.01	1:34.161	14:54:47.228
8 -	OUTLAP	100.4	17.863	127.0	26.061	88.4	23.258	124.0	1:40.322	87.31	4.099	14:56:27.550	
9 -	30.799	101.6	17.732	129.3	25.501	88.5	22.815	126.1	1:36.847	(3)	90.45	0.624	14:58:04.397
10 -	30.398	103.7	17.489	128.8	25.479	90.0	22.857	125.2	1:36.223	(1)	91.03	14:59:40.620	
11 -	30.741	102.4	17.584	128.3	25.717	89.9	22.937	125.6	1:36.979	90.32	0.756	15:01:17.599	
12 -	31.033	101.5	17.517	129.5	25.944	90.0	23.091	125.2	1:37.585	89.76	1.362	15:02:55.184	
13 -	30.946	101.6	17.661	127.3	25.829	87.1	23.341	124.5	1:37.777	89.59	1.554	15:04:32.961	
14 -	30.955	100.9	17.707	126.8	25.720	90.5	23.209	124.5	1:37.591	89.76	1.368	15:06:10.552	

Brands Hatch GP

Circuit Length = 2.4332 miles

Start: 14:40 Flag 15:05 End: 15:07

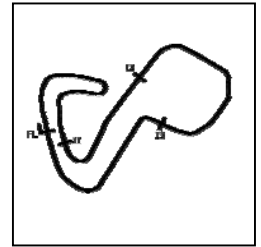
Weather / Track : Bright / Dry

MCRCB BULLETIN TK047

2017 MCE British Superbike Championship - Round 12

2017 HEL Performance British Motostar Championship

FREE PRACTICE 2 - SECTOR ANALYSIS



SECTOR 1 = FL to I1, SECTOR 2 = I1 to I2 SECTOR 3 = I2 to I3, SECTOR 4 = I3 to FL, DIFF = Difference To Personal Best Lap, P = Crossed Finish Line in Pit Lane, D = Time Disallowed

P12 54		Sam BURMAN				KTM - TeamWNT / Burman Racing						
IDEAL LAP TIME : 1:36.500		BEST LAP TIME : 1:36.802				DIFFERENCE : 0.302						
LAP	SECTOR 1	SECTOR 2		SECTOR 3		SECTOR 4		LAP TIME	MPH	DIFF	TIME OF DAY	
1 -	31.833	102.2	17.653	129.3	25.988	90.5	23.289	127.5	1:38.763	88.69	1.961	14:43:25.257
2 -	31.075	102.4	17.680	129.3	26.132	89.9	23.245	126.3	1:38.132	89.26	1.330	14:45:03.389
3 -	31.001	102.9	17.475	128.3	26.142	92.1	23.230	124.9	1:37.848	89.52	1.046	14:46:41.237
4 -	30.853	101.5	17.598	128.5	26.241	91.6	23.117	126.1	1:37.809	89.56	1.007	14:48:19.046
5 -	30.931	102.4	17.596	128.5	25.976	91.8	23.284	125.2	1:37.787	89.58	0.985	14:49:56.833
6 -	30.693	103.4	17.460	128.0	26.138	90.0	23.294	127.0	1:37.585	89.76	0.783	14:51:34.418
7 -	30.752	103.0	17.453	129.5	26.035	89.9	23.059	127.0	1:37.299	90.03	0.497	14:53:11.717
8 -	31.250	101.9	17.814	126.8	26.902	83.6	IN PIT		3:05.383	P	1:28.581	14:56:17.100
9 -	OUTLAP	101.2	17.981	127.8	26.248	89.8	23.169	126.8	1:43.100	84.96	6.298	14:58:00.200
10 -	30.589	104.5	17.449	129.3	25.832	91.5	23.208	126.1	1:37.078	(3)	0.276	14:59:37.278
11 -	30.741	104.0	17.222	131.0	26.115	91.5	23.119	126.8	1:37.197	90.12	0.395	15:01:14.475
12 -	30.894	104.2	17.392	130.3	25.647	92.0	23.090	127.3	1:37.023	(2)	0.221	15:02:51.498
13 -	30.671	104.0	17.283	129.8	25.806	92.1	23.042	126.1	1:36.802	(1)	90.49	15:04:28.300
14 -	30.832	103.0	17.505	128.5	25.975	89.7	23.305	125.9	1:37.617	89.73	0.815	15:06:05.917

P13 99		Stephen CAMPBELL				Honda - Campbell Racing							
IDEAL LAP TIME : 1:36.889		BEST LAP TIME : 1:37.132				DIFFERENCE : 0.243							
LAP	SECTOR 1	SECTOR 2		SECTOR 3		SECTOR 4		LAP TIME	MPH	DIFF	TIME OF DAY		
1 -	OUTLAP	87.3	20.062	116.3	28.152	76.6	IN PIT		7:53.491	P	18.50	6:16.359	14:47:59.934
2 -	OUTLAP	91.5	19.337	121.5	27.609	80.5	24.581	119.6	1:45.429	83.08	8.297	14:49:45.363	
3 -	32.140	97.9	18.658	121.7	26.834	81.3	24.106	120.6	1:41.738	86.10	4.606	14:51:27.101	
4 -	31.501	97.6	18.317	121.3	26.337	85.7	23.807	120.4	1:39.962	87.63	2.830	14:53:07.063	
5 -	31.030	98.3	18.110	121.1	26.131	87.3	23.650	122.0	1:38.921	88.55	1.789	14:54:45.984	
6 -	31.663	97.2	17.997	123.1	26.101	86.0	23.501	120.6	1:39.262	88.24	2.130	14:56:25.246	
7 -	30.719	97.9	18.039	122.0	25.733	86.1	23.417	120.6	1:37.908	89.47	0.776	14:58:03.154	
8 -	30.541	100.0	17.889	123.8	25.758	85.5	23.538	122.9	1:37.726	(3)	0.594	14:59:40.880	
9 -	30.778	99.7	17.949	124.2	25.613	87.3	23.071	121.5	1:37.411	(2)	0.279	15:01:18.291	
10 -	30.950	97.6	18.005	124.9	25.859	89.1	23.113	121.3	1:37.927	89.45	0.795	15:02:56.218	
11 -	30.725	99.5	17.739	123.3	25.538	87.3	23.130	121.1	1:37.132	(1)	90.18	15:04:33.350	

P14 30 S		Max COOK				Honda NSF - Wilson Racing							
IDEAL LAP TIME : 1:37.119		BEST LAP TIME : 1:37.267				DIFFERENCE : 0.148							
LAP	SECTOR 1	SECTOR 2		SECTOR 3		SECTOR 4		LAP TIME	MPH	DIFF	TIME OF DAY		
1 -	OUTLAP	93.5	19.366	115.1	27.434	80.6	23.671	123.5	1:46.025	82.62	8.758	14:41:55.319	
2 -	32.691	97.3	18.416	120.6	26.136	89.8	23.560	120.6	1:40.803	86.90	3.536	14:43:36.122	
3 -	31.123	98.2	17.930	121.5	25.955	89.5	23.593	121.3	1:38.601	88.84	1.334	14:45:14.723	
4 -	30.997	97.9	17.873	123.3	25.860	87.1	23.502	124.2	1:38.232	89.17	0.965	14:46:52.955	
5 -	31.457	97.1	18.147	123.8	26.188	89.7	23.454	121.1	1:39.246	88.26	1.979	14:48:32.201	
6 -	30.815	98.2	17.979	120.4	25.987	92.1	IN PIT		2:57.737	P	49.28	1:20.470	14:51:29.938
7 -	OUTLAP	56.7	19.429	121.5	25.963	90.0	23.585	120.4	1:44.246	84.03	6.979	14:53:14.184	
8 -	31.037	97.8	18.037	121.3	26.473	91.1	23.606	119.8	1:39.153	88.34	1.886	14:54:53.337	
9 -	31.442	97.6	17.972	121.1	26.228	90.9	23.474	119.4	1:39.116	88.37	1.849	14:56:32.453	
10 -	30.639	98.5	17.867	122.4	25.607	87.8	23.280	124.2	1:37.393	(2)	0.126	14:58:09.846	
11 -		97.2	17.997	121.1	25.829	90.9	23.421	120.6	2:52.072	50.90	1:14.805	15:01:01.918	
12 -	30.611	97.6	17.776	121.5	25.687	91.3	23.367	120.2	1:37.441	(3)	0.174	15:02:39.359	
13 -	30.634	97.3	17.923	121.3	25.949	90.8	23.530	120.0	1:38.036	89.35	0.769	15:04:17.395	
14 -	30.527	97.9	17.705	122.4	25.724	92.0	23.311	120.0	1:37.267	(1)	90.05	15:05:54.662	

P15 2 S		Thomas STRUDWICK				Honda NSF - Case Moto Rapido Moto3						
IDEAL LAP TIME : 1:37.141		BEST LAP TIME : 1:37.407				DIFFERENCE : 0.266						
LAP	SECTOR 1	SECTOR 2		SECTOR 3		SECTOR 4		LAP TIME	MPH	DIFF	TIME OF DAY	
1 -	OUTLAP	95.4	18.525	123.3	26.414	86.1	23.769	120.4	1:41.578	86.23	4.171	14:42:11.426
2 -	31.052	97.8	18.067	122.4	26.122	91.1	23.583	120.9	1:38.824	88.64	1.417	14:43:50.250
3 -	30.974	97.8	18.009	123.1	26.358	87.4	23.558	120.6	1:38.899	88.57	1.492	14:45:29.149
4 -	31.165	97.8	18.096	121.7	26.166	88.7	23.430	120.0	1:38.857	88.61	1.450	14:47:08.006
5 -	30.755	97.5	17.841	122.2	26.068	89.2	23.422	121.1	1:38.086	89.30	0.679	14:48:46.092

Weather / Track : Bright / Dry

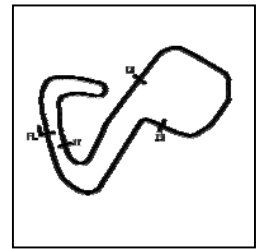
Brands Hatch GP
Circuit Length = 2.4332 miles
Start: 14:40 Flag 15:05 End: 15:07

MCRCB BULLETIN TK047

2017 MCE British Superbike Championship - Round 12

2017 HEL Performance British Motostar Championship

FREE PRACTICE 2 - SECTOR ANALYSIS



SECTOR 1 = FL to I1, SECTOR 2 = I1 to I2, SECTOR 3 = I2 to I3, SECTOR 4 = I3 to FL, DIFF = Difference To Personal Best Lap, P = Crossed Finish Line in Pit Lane, D = Time Disallowed

6 -	30.563	99.1	18.124	121.7	25.862	89.1	23.454	120.2	1:38.003	89.38	0.596	14:50:24.095
7 -	30.683	98.1	18.051	121.3	25.864	89.7	23.357	120.6	1:37.955	89.42	0.548	14:52:02.050
8 -	31.426	84.4						IN PIT	1:59.066	P	73.57	21.659 14:54:01.116
9 -	OUTLAP	97.2	18.232	122.2	26.827	81.8	23.934	119.8	1:43.617	84.54	6.210	14:55:44.733
10 -	30.610	98.5	17.913	122.4	25.878	90.0	23.310	120.4	1:37.711	(3)	89.65	0.304 14:57:22.444
11 -	30.249	101.2	17.841	122.4	26.672	88.6	23.548	119.4	1:38.310	89.10	0.903	14:59:00.754
12 -	30.585	98.8	17.945	120.9	25.873	90.1	23.345	120.0	1:37.748	89.61	0.341	15:00:38.502
13 -	30.523	98.2	17.807	121.5	25.838	89.9	23.780	119.6	1:37.948	89.43	0.541	15:02:16.450
14 -	30.466	98.2	17.804	121.5	25.778	88.6	23.359	120.0	1:37.407	(1)	89.93	15:03:53.857
15 -	30.527	97.3	17.864	121.1	25.842	89.9	23.346	121.1	1:37.579	(2)	89.77	0.172 15:05:31.436

P16	56 S	Charlie ATKINS						Honda NSF - Wilson Racing				
IDEAL LAP TIME : 1:37.475			BEST LAP TIME : 1:37.606			DIFFERENCE : 0.131						
LAP	SECTOR 1	SECTOR 2	SECTOR 3	SECTOR 4	LAP TIME	MPH	DIFF	TIME OF DAY				
1 -	OUTLAP	89.4	19.579	121.5	27.014	82.8	24.250	122.9	1:46.943	81.91	9.337	14:41:55.200
2 -	32.566	97.5	18.820	120.6	26.240	86.5	23.649	122.4	1:41.275	86.49	3.669	14:43:36.475
3 -	31.134	100.1	17.925	121.3	26.008	84.4	23.399	123.8	1:38.466	88.96	0.860	14:45:14.941
4 -	30.946	97.9	18.067	121.1	25.857	82.6	23.435	124.2	1:38.305	(3)	89.10	0.699 14:46:53.246
5 -	31.547	98.6	17.889	122.0	27.137	77.6	23.782	124.5	1:40.355	87.28	2.749	14:48:33.601
6 -	31.243	99.4	18.053	121.5	26.188	88.3	23.681	120.2	1:39.165	88.33	1.559	14:50:12.766
7 -	31.005	99.1	17.983	120.4	25.913	89.1	23.449	120.9	1:38.350	89.06	0.744	14:51:51.116
8 -	31.299	99.8	18.106	120.6	25.982	86.5	23.533	120.2	1:38.920	88.55	1.314	14:53:30.036
9 -	31.039	98.9	17.965	118.1	26.013	87.3	23.441	122.6	1:38.458	88.97	0.852	14:55:08.494
10 -	31.078	99.5	17.940	120.4	26.470	87.2	23.436	120.6	1:38.924	88.55	1.318	14:56:47.418
11 -	30.638	98.9	17.890	121.1	25.771	88.6	23.307	122.0	1:37.606	(1)	89.74	14:58:25.024
12 -	32.346	96.5	18.869	116.1	27.247	78.8		IN PIT	2:35.620	P	56.28	58.014 15:01:00.644
13 -	OUTLAP	96.6	18.529	121.3	25.849	87.0	23.476	121.5	1:42.546	85.42	4.940	15:02:43.190
14 -	30.843	97.6	17.937	120.4	25.641	89.3	23.419	121.7	1:37.840	(2)	89.53	0.234 15:04:21.030
15 -	30.649	98.6	17.912	120.6	26.770	85.9	23.450	117.3	1:38.781	88.67	1.175	15:05:59.811

P17	55 S	Jack SCOTT						Honda NSF - J J Racing				
IDEAL LAP TIME : 1:37.578			BEST LAP TIME : 1:37.893			DIFFERENCE : 0.315						
LAP	SECTOR 1	SECTOR 2	SECTOR 3	SECTOR 4	LAP TIME	MPH	DIFF	TIME OF DAY				
1 -	OUTLAP	94.9	18.778	118.3	27.054	83.8	24.195	117.5	1:44.553	83.78	6.660	14:41:53.023
2 -	31.760	96.0	18.373	118.1	26.408	87.7	23.593	119.8	1:40.134	87.48	2.241	14:43:33.157
3 -	31.368	96.1	18.175	118.7	26.023	87.0	23.849	118.3	1:39.415	88.11	1.522	14:45:12.572
4 -	33.458	68.0	18.886	117.3	26.032	86.8	23.617	118.3	1:41.993	85.88	4.100	14:46:54.565
5 -	31.025	96.6	18.190	118.1	26.194	82.5	23.829	121.7	1:39.238	88.27	1.345	14:48:33.803
6 -	31.369	97.5	18.073	117.9	26.011	87.0	23.718	119.1	1:39.171	88.33	1.278	14:50:12.974
7 -	30.983	98.3	18.210	119.4	25.800	89.2	23.465	118.7	1:38.458	88.97	0.565	14:51:51.432
8 -	30.628	96.9	18.254	116.1	25.877	88.5	23.683	117.5	1:38.442	88.98	0.549	14:53:29.874
9 -	30.698	96.2	18.340	117.5	25.880	88.8	23.570	117.5	1:38.488	88.94	0.595	14:55:08.362
10 -	30.594	96.6	18.365	118.1	25.969	90.1	23.662	116.3	1:38.590	88.85	0.697	14:56:46.952
11 -	30.563	96.2	18.256	117.9	25.587	91.9	23.608	116.9	1:38.014	(3)	89.37	0.121 14:58:24.966
12 -	34.759	83.5	20.355	105.0	26.971	88.6	23.715	117.7	1:45.800	82.79	7.907	15:00:10.766
13 -	30.872	95.7	18.307	117.7	25.810	90.3	23.596	117.3	1:38.585	88.85	0.692	15:01:49.351
14 -	30.724	96.2	18.154	118.1	25.555	89.3	23.460	118.3	1:37.893	(1)	89.48	15:03:27.244
15 -	30.528	96.1	18.035	119.4	25.640	86.4	23.770	117.3	1:37.973	(2)	89.41	0.080 15:05:05.217

P18	25	Mike BROUWERS						APG Moto - TEC7-Joma / Brouwersracingteam				
IDEAL LAP TIME : 1:37.276			BEST LAP TIME : 1:38.080			DIFFERENCE : 0.804						
LAP	SECTOR 1	SECTOR 2	SECTOR 3	SECTOR 4	LAP TIME	MPH	DIFF	TIME OF DAY				
1 -	31.179	100.3	18.021	125.6	25.925	81.0	23.527	123.1	1:38.652	(2)	88.79	0.572 14:43:27.592
2 -	30.793	98.9	18.396	123.5	25.946	84.8		IN PIT	4:59.838	P	29.21	3:21.758 14:48:27.430
3 -	OUTLAP	91.0	18.409	125.2	28.072	54.3		IN PIT	10:04.805	P	14.48	8:26.725 14:58:32.235
4 -	OUTLAP	84.7	19.439	122.0	26.360	86.7	23.754	120.9	1:45.326	83.16	7.246	15:00:17.561
5 -	31.093	97.2	18.333	124.2	25.263	90.0	23.391	121.5	1:38.080	(1)	89.31	15:01:55.641
6 -	30.713	98.9	17.909	123.1	25.388	90.8	25.512	69.2	1:39.522	(3)	88.01	1.442 15:03:35.163

Weather / Track : Bright / Dry

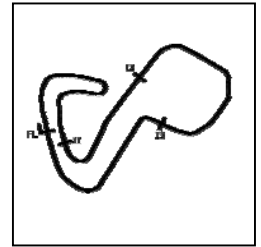
Brands Hatch GP
Circuit Length = 2.4332 miles
Start: 14:40 Flag 15:05 End: 15:07

MCRCB BULLETIN TK047

2017 MCE British Superbike Championship - Round 12

2017 HEL Performance British Motostar Championship

FREE PRACTICE 2 - SECTOR ANALYSIS



SECTOR 1 = FL to I1, SECTOR 2 = I1 to I2 SECTOR 3 = I2 to I3, SECTOR 4 = I3 to FL, DIFF = Difference To Personal Best Lap, P = Crossed Finish Line in Pit Lane, D = Time Disallowed

P19		26 S		Scott OGDEN				Honda - Microlise Cresswell Racing					
IDEAL LAP TIME : 1:38.055		BEST LAP TIME : 1:38.442				DIFFERENCE : 0.387							
LAP	SECTOR 1	SECTOR 2		SECTOR 3		SECTOR 4		LAP TIME	MPH	DIFF	TIME OF DAY		
1 -	OUTLAP	85.9	19.426	116.3	27.884	74.1	24.386	120.9	1:46.531	82.22	8.089	14:41:56.720	
2 -	32.089	96.0	18.343	122.0	27.778	73.1	24.112	121.7	1:42.322	85.61	3.880	14:43:39.042	
3 -	31.711	98.6	18.111	122.6	26.944	81.6	23.931	121.1	1:40.697	86.99	2.255	14:45:19.739	
4 -	31.354	97.5	18.412	120.6	26.099	86.3	23.751	120.0	1:39.616	87.93	1.174	14:46:59.355	
5 -	31.269	96.0	18.009	121.7	26.238	87.4	23.674	120.6	1:39.190	88.31	0.748	14:48:38.545	
6 -	31.140	98.1	18.123	121.3	26.448	82.2	24.443	119.6	1:40.154	87.46	1.712	14:50:18.699	
7 -	31.780	82.1					IN PIT		1:34.992	P	92.21	14:51:53.691	
8 -	OUTLAP	90.8	19.448	107.2	28.502	78.8	24.485	119.6	1:48.917	80.42	10.475	14:53:42.608	
9 -	31.288	96.8	18.159	120.0	26.353	87.6	23.803	119.4	1:39.603	87.94	1.161	14:55:22.211	
10 -	30.895	98.2	18.050	120.6	26.262	88.0	23.653	118.7	1:38.860	(3)	88.60	0.418	14:57:01.071
11 -	31.225	98.3	17.957	120.4	25.988	89.1	23.710	118.9	1:38.880	88.59	0.438	14:58:39.951	
12 -	31.088	98.5	17.822	122.2	26.017	79.9	23.982	120.9	1:38.909	88.56	0.467	15:00:18.860	
13 -	30.902	97.8	18.065	121.5	25.808	90.9	23.667	119.4	1:38.442	(1)	88.98		15:01:57.302
14 -	30.826	98.5	18.197	122.4	26.270	89.3	23.599	120.6	1:38.892	88.57	0.450	15:03:36.194	
15 -	31.054	96.9	17.988	120.9	26.195	88.5	23.621	119.8	1:38.858	(2)	88.61	0.416	15:05:15.052

P20		20		Joel MARKLUND				KTM - Marklund Solutions / SP125					
IDEAL LAP TIME : 1:38.723		BEST LAP TIME : 1:38.948				DIFFERENCE : 0.225							
LAP	SECTOR 1	SECTOR 2		SECTOR 3		SECTOR 4		LAP TIME	MPH	DIFF	TIME OF DAY		
1 -	OUTLAP	94.5	18.537	124.5	27.594	77.4	24.199	123.8	1:43.358	84.75	4.410	14:42:31.242	
2 -	32.627	97.6	18.075	125.6	27.013	83.5	23.998	124.5	1:41.713	86.12	2.765	14:44:12.955	
3 -	32.615	97.1	17.954	126.1	26.971	84.0	23.762	124.0	1:41.302	86.47	2.354	14:45:54.257	
4 -	32.143	99.5	17.933	125.4	26.745	84.5	23.829	123.1	1:40.650	87.03	1.702	14:47:34.907	
5 -	31.922	99.5	18.003	125.6	26.891	85.1	23.858	123.1	1:40.674	87.01	1.726	14:49:15.581	
6 -	31.586	97.2	18.016	125.2	26.667	85.0	23.800	123.1	1:40.069	87.53	1.121	14:50:55.650	
7 -	31.667	100.4	17.858	126.6	26.702	86.5	23.742	123.5	1:39.969	87.62	1.021	14:52:35.619	
8 -	31.601	99.5	17.907	125.2	26.589	86.7	23.593	124.5	1:39.690	87.87	0.742	14:54:15.309	
9 -	31.576	98.9	18.005	125.4	26.570	85.0	IN PIT		2:12.988	P	65.86	34.040	14:56:28.297
10 -	OUTLAP	98.1	17.958	126.8	26.318	83.6	23.418	126.1	1:41.378	86.40	2.430	14:58:09.675	
11 -	31.423	99.4	17.922	126.1	26.376	85.9	23.548	124.0	1:39.269	(3)	88.24	0.321	14:59:48.944
12 -	31.458	100.9	17.742	127.0	26.266	86.5	23.485	124.9	1:38.951	(2)	88.52	0.003	15:01:27.895
13 -	31.534	100.1	17.825	126.8	26.140	85.4	23.449	124.7	1:38.948	(1)	88.52		15:03:06.843
14 -	31.710	98.6	17.856	127.3	26.323	86.3	23.586	124.5	1:39.475	88.06	0.527	15:04:46.318	
15 -	32.115	98.6	17.991	126.1	26.794	84.0	23.840	124.0	1:40.740	86.95	1.792	15:06:27.058	

P21		89 S		T. Fox MORETON				Honda NSF - Banks Racing / Moto Engineering					
IDEAL LAP TIME : 1:38.872		BEST LAP TIME : 1:39.470				DIFFERENCE : 0.598							
LAP	SECTOR 1	SECTOR 2		SECTOR 3		SECTOR 4		LAP TIME	MPH	DIFF	TIME OF DAY		
1 -	OUTLAP	97.1	18.532	120.6	27.006	84.4	23.950	120.0	1:45.575	82.97	6.105	14:41:52.133	
2 -	32.394	97.5	18.131	122.0	26.591	86.8	23.664	121.5	1:40.780	86.92	1.310	14:43:32.913	
3 -	31.920	97.8	18.095	122.9	26.389	86.4	23.642	122.0	1:40.046	87.55	0.576	14:45:12.959	
4 -	31.768	97.3	18.045	122.0	26.321	87.3	23.714	122.0	1:39.848	(3)	87.73	0.378	14:46:52.807
5 -	32.286	97.8	17.831	125.9	26.446	87.1	23.497	122.0	1:40.060	87.54	0.590	14:48:32.867	
6 -	31.867	97.6	18.049	122.0	26.965	83.4	23.560	121.7	1:40.441	87.21	0.971	14:50:13.308	
7 -	31.332	98.2	17.943	123.3	26.682	91.3	23.513	120.9	1:39.470	(1)	88.06		14:51:52.778
8 -	31.846	99.2	18.098	121.5	26.868	83.6	IN PIT		2:54.354	P	50.24	1:14.884	14:54:47.132
9 -	OUTLAP	96.2	18.177	124.2	26.367	86.4	23.637	119.6	1:41.724	86.11	2.254	14:56:28.856	
10 -	32.484	97.8	18.112	121.3	26.458	90.0	23.633	120.0	1:40.687	87.00	1.217	14:58:09.543	
11 -	32.730	96.9	18.019	122.6	26.240	86.0	23.524	119.4	1:40.513	87.15	1.043	14:59:50.056	
12 -	31.622	98.1	18.089	121.3	26.363	89.8	23.469	120.6	1:39.543	(2)	88.00	0.073	15:01:29.599
13 -	31.937	97.8	18.117	121.3	26.607	85.9	23.749	120.0	1:40.410	87.24	0.940	15:03:10.009	
14 -	32.732	95.0	18.573	121.1	27.544	80.6	23.889	120.2	1:42.738	85.26	3.268	15:04:52.747	
15 -	31.924	96.9	18.313	120.4	27.180	82.7	24.236	117.7	1:41.653	86.17	2.183	15:06:34.400	

P22		27		Josh HODGE				KTM - Team HPR				
IDEAL LAP TIME : 1:39.500		BEST LAP TIME : 1:39.881				DIFFERENCE : 0.381						
LAP	SECTOR 1	SECTOR 2		SECTOR 3		SECTOR 4		LAP TIME	MPH	DIFF	TIME OF DAY	

Weather / Track : Bright / Dry

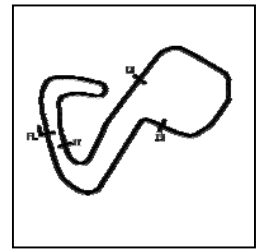
Brands Hatch GP
Circuit Length = 2.4332 miles
Start: 14:40 Flag 15:05 End: 15:07

MCRCB BULLETIN TK047

2017 MCE British Superbike Championship - Round 12

2017 HEL Performance British Motostar Championship

FREE PRACTICE 2 - SECTOR ANALYSIS



SECTOR 1 = FL to I1, SECTOR 2 = I1 to I2 SECTOR 3 = I2 to I3, SECTOR 4 = I3 to FL, DIFF = Difference To Personal Best Lap, P = Crossed Finish Line in Pit Lane, D = Time Disallowed

1 -	32.201	99.5	18.155	126.3	27.167	82.1	24.211	123.5	1:41.734	86.10	1.853	14:43:30.339	
2 -	32.156	96.6	18.252	125.6	26.863	79.4	24.129	122.2	1:41.400	86.38	1.519	14:45:11.739	
3 -	32.016	98.3	18.121	124.9	26.686	78.3	23.992	122.9	1:40.815	86.89	0.934	14:46:52.554	
4 -	31.665	98.9	18.172	124.7	27.283	79.5	23.801	124.9	1:40.921	86.79	1.040	14:48:33.475	
5 -	32.344	99.8	18.065	126.8	26.834	77.4	23.988	123.5	1:41.231	86.53	1.350	14:50:14.706	
6 -	31.506	100.1	17.900	125.9	26.687	83.3	23.788	122.2	1:39.881 (1)	87.70		14:51:54.587	
7 -	31.493	101.3	17.869	126.3	26.561	81.9	24.148	122.4	1:40.071	(2)	87.53	0.190	14:53:34.658
8 -	31.745	99.8	18.020	122.9	26.654	83.2	23.979	122.9	1:40.398	87.25	0.517	14:55:15.056	
9 -	31.643	99.5	18.086	123.8	26.857	81.4	23.936	122.4	1:40.522	87.14	0.641	14:56:55.578	
10 -	31.665	100.3	18.115	123.3	26.576	85.2	23.922	121.7	1:40.278	87.35	0.397	14:58:35.856	
11 -	32.472	84.0	19.303	124.7	27.045	82.5	IN PIT		2:34.027	P	56.87	54.146	15:01:09.883
12 -	OUTLAP	100.4	18.006	126.3	26.703	85.8	23.780	123.1	1:47.697	81.33	7.816	15:02:57.580	
13 -	31.512	100.1	17.789	126.6	26.768	79.5	24.016	124.5	1:40.085	(3)	87.52	0.204	15:04:37.665
14 -	31.991	96.8	18.329	124.2	26.438	87.2	24.013	123.1	1:40.771	86.92	0.890	15:06:18.436	

P23	45 S	Scott SWANN					Honda NSF - Swann Racing						
IDEAL LAP TIME : 1:39.421		BEST LAP TIME : 1:40.039					DIFFERENCE : 0.618						
LAP	SECTOR 1	SECTOR 2	SECTOR 3	SECTOR 4	LAP TIME	MPH	DIFF	TIME OF DAY					
1 -	OUTLAP	89.8	19.348	118.9	28.009	75.3	24.903	117.3	1:49.713	79.84	9.674	14:41:54.977	
2 -	33.011	94.3	19.028	120.6	27.092	81.3	24.404	119.6	1:43.535	84.60	3.496	14:43:38.512	
3 -	31.681	96.2	18.528	120.4	26.831	82.4	24.142	119.1	1:41.182	86.57	1.143	14:45:19.694	
4 -	31.867	96.1	18.472	121.1	26.834	82.0	IN PIT		3:31.167	P	41.48	1:51.128	14:48:50.861
5 -	OUTLAP	95.1	18.667	118.3	26.918	83.8	24.305	117.5	1:48.841	80.48	8.802	14:50:39.702	
6 -	31.709	96.5	18.363	119.4	26.577	84.9	24.056	118.7	1:40.705	86.98	0.666	14:52:20.407	
7 -	31.531	95.5	18.374	117.3	26.520	87.0	24.132	117.7	1:40.557	87.11	0.518	14:54:00.964	
8 -	31.658	95.7	18.343	117.5	26.477	84.2	23.969	117.5	1:40.447	87.20	0.408	14:55:41.411	
9 -	31.481	96.1	18.322	118.3	26.355	85.5	24.070	116.1	1:40.228	(2)	87.39	0.189	14:57:21.639
10 -	30.995	97.5	18.102	121.1	27.213	86.9	24.027	116.1	1:40.337	(3)	87.30	0.298	14:59:01.976
11 -	31.275	96.1	18.327	118.3	26.435	86.7	24.002	117.3	1:40.039 (1)	87.56		15:00:42.015	
12 -	31.453	95.4	18.365	117.3	27.149	84.5	IN PIT		2:54.215	P	50.28	1:14.176	15:03:36.230
13 -	OUTLAP	95.4	18.626	118.1	27.508	79.5	24.009	115.3	1:44.324	83.96	4.285	15:05:20.554	

P24	95 S	Ross TURNER					Honda NSF - RedRat Racing						
IDEAL LAP TIME : 1:40.444		BEST LAP TIME : 1:40.694					DIFFERENCE : 0.250						
LAP	SECTOR 1	SECTOR 2	SECTOR 3	SECTOR 4	LAP TIME	MPH	DIFF	TIME OF DAY					
1 -	OUTLAP	91.5	19.788	118.3	28.440	71.6	25.214	118.5	1:49.552	79.96	8.858	14:44:35.959	
2 -	33.231	93.9	19.182	118.3	28.807	71.4	IN PIT		2:56.110	P	49.74	1:15.416	14:47:32.069
3 -	OUTLAP	95.1	19.205	119.1	27.204	81.7	24.421	118.1	1:47.253	81.67	6.559	14:49:19.322	
4 -	32.680	96.1	18.846	119.1	27.467	78.1	24.662	117.1	1:43.655	84.50	2.961	14:51:02.977	
5 -	32.536	95.1	18.934	118.5	27.473	78.3	24.568	117.5	1:43.511	84.62	2.817	14:52:46.488	
6 -	31.808	95.0	18.856	117.5	27.138	80.8	24.323	118.1	1:42.125	85.77	1.431	14:54:28.613	
7 -	31.728	96.6	18.846	118.1	27.160	77.3	24.617	117.7	1:42.351	85.58	1.657	14:56:10.964	
8 -	32.198	95.8	18.775	118.5	27.050	79.9	24.251	118.1	1:42.274	85.65	1.580	14:57:53.238	
9 -	31.681	96.5	18.877	117.9	26.976	81.0	24.352	118.1	1:41.886	85.97	1.192	14:59:35.124	
10 -	31.540	95.4	18.556	119.1	26.799	79.9	23.921	119.6	1:40.816	(2)	86.88	0.122	15:01:15.940
11 -	31.529	96.9	18.465	120.0	26.600	80.7	24.100	119.1	1:40.694 (1)	86.99		15:02:56.634	
12 -	31.470	95.8	18.453	119.6	26.771	81.3	24.246	118.1	1:40.940	(3)	86.78	0.246	15:04:37.574
13 -	31.886	95.4	18.646	118.7	26.763	79.2	23.954	119.6	1:41.249	86.51	0.555	15:06:18.823	

P25	13 S	Jacob CLARK					Honda NSF - Wilson Racing						
IDEAL LAP TIME : 1:41.046		BEST LAP TIME : 1:41.269					DIFFERENCE : 0.223						
LAP	SECTOR 1	SECTOR 2	SECTOR 3	SECTOR 4	LAP TIME	MPH	DIFF	TIME OF DAY					
1 -	OUTLAP	87.3	19.896	119.4	27.372	81.1	24.348	120.0	1:49.931	79.68	8.662	14:41:55.744	
2 -	32.761	93.8	18.526	120.6	27.626	78.7	23.985	120.0	1:42.898	85.13	1.629	14:43:38.642	
3 -	32.388	94.2	18.417	120.4	26.628	80.0	24.095	119.6	1:41.528	(2)	86.28	0.259	14:45:20.170
4 -	32.248	92.0	18.467	120.4	26.460	78.5	24.094	118.9	1:41.269 (1)	86.50		14:47:01.439	
5 -	32.236	93.7	18.547	119.4	26.702	84.9	24.110	118.5	1:41.595	(3)	86.22	0.326	14:48:43.034
6 -	33.154	90.6	19.004	116.1	27.135	80.6	24.762	113.7	1:44.055	84.18	2.786	14:50:27.089	
7 -	33.122	89.4	19.477	112.7	28.785	81.0	IN PIT		2:47.852	P	52.18	1:06.583	14:53:14.941
8 -	OUTLAP	90.5	19.160	116.9	27.702	79.3	24.684	112.9	1:47.068	81.81	5.799	14:55:02.009	
9 -	33.486	89.2	19.132	113.3	29.739	80.4	23.991	117.7	1:46.348	82.36	5.079	14:56:48.357	
10 -	32.184	93.8	18.657	117.5	26.719	85.7	24.191	116.1	1:41.751	86.09	0.482	14:58:30.108	

Weather / Track : Bright / Dry

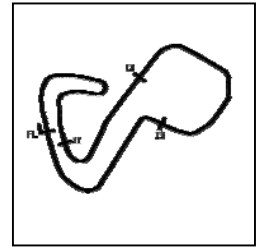
Brands Hatch GP
Circuit Length = 2.4332 miles
Start: 14:40 Flag 15:05 End: 15:07

MCRCB BULLETIN TK047

2017 MCE British Superbike Championship - Round 12

2017 HEL Performance British Motostar Championship

FREE PRACTICE 2 - SECTOR ANALYSIS



SECTOR 1 = FL to I1, SECTOR 2 = I1 to I2 SECTOR 3 = I2 to I3, SECTOR 4 = I3 to FL, DIFF = Difference To Personal Best Lap, P = Crossed Finish Line in Pit Lane, D = Time Disallowed

11 -	32.452	93.0	18.791	117.7	26.666	81.5	24.171	117.9	1:42.080	85.81	0.811	15:00:12.188
12 -	32.632	93.3	18.741	117.5	27.461	83.5	24.364	116.1	1:43.198	84.88	1.929	15:01:55.386
13 -	32.307	93.7	18.616	119.1	26.738	83.2	24.193	116.7	1:41.854	86.00	0.585	15:03:37.240
14 -	32.620	93.2	18.594	117.5	26.831	86.4	24.106	116.5	1:42.151	85.75	0.882	15:05:19.391

P26 50 S		Aditya BEHAL				Honda NSF - Microlise Cresswell Racing										
IDEAL LAP TIME : 1:41.442		BEST LAP TIME : 1:41.748				DIFFERENCE : 0.306										
LAP	SECTOR 1	SECTOR 2	SECTOR 3	SECTOR 4	LAP TIME	MPH	DIFF	TIME OF DAY								
1 -	OUTLAP	90.9	19.200	116.1	28.827	75.9	25.705	116.9	1:49.426	80.05	7.678	14:41:59.415				
2 -	34.128	95.3	18.697	121.5	27.911	82.7	24.820	118.7	1:45.556	82.98	3.808	14:43:44.971				
3 -	32.789	97.8	18.583	122.6	27.391	83.1	24.444	118.3	1:43.207	84.87	1.459	14:45:28.178				
4 -	32.296	97.9	18.740	120.6	27.283	84.4	24.509	118.3	1:42.828	85.18	1.080	14:47:11.006				
5 -	32.638	95.7	18.542	120.2	27.772	83.7	24.327	118.1	1:43.279	84.81	1.531	14:48:54.285				
6 -	32.254	94.5	18.728	118.5	27.366	83.0	24.324	117.5	1:42.672	85.31	0.924	14:50:36.957				
7 -	32.270	95.1	18.669	118.5	27.537	83.7	24.411	117.3	1:42.887	85.14	1.139	14:52:19.844				
8 -	32.247	98.3	18.362	120.0	27.084	87.1	24.516	117.7	1:42.209 (2)	85.70	0.461	14:54:02.053				
9 -	32.267	94.9	18.866	114.7	27.449	86.3	24.275	118.1	1:42.857	85.16	1.109	14:55:44.910				
10 -	31.956	96.2	18.608	118.5	27.519	86.4	24.340	116.5	1:42.423 (3)	85.52	0.675	14:57:27.333				
11 -	31.907	96.5	18.419	118.3	27.179	82.4	24.243	116.1	1:41.748 (1)	86.09		14:59:09.081				
12 -	32.807	94.3	18.594	118.3	27.230	88.1	24.861	116.5	1:43.492	84.64	1.744	15:00:52.573				
13 -	32.762	95.7	18.537	118.7	26.982	85.1	24.495	116.3	1:42.776	85.23	1.028	15:02:35.349				
14 -	32.247	93.3	18.690	118.3	27.623	84.4	24.191	118.5	1:42.751	85.25	1.003	15:04:18.100				
15 -	32.364	95.5	18.572	118.3	27.614	83.1	24.586	118.3	1:43.136	84.93	1.388	15:06:01.236				

P27 48 S		Ewan POTTER				Honda NSF -										
IDEAL LAP TIME : 1:42.208		BEST LAP TIME : 1:42.611				DIFFERENCE : 0.403										
LAP	SECTOR 1	SECTOR 2	SECTOR 3	SECTOR 4	LAP TIME	MPH	DIFF	TIME OF DAY								
1 -	OUTLAP	90.1	19.667	110.3	28.810	72.0	26.013	116.5	1:52.563	77.82	9.952	14:41:59.265				
2 -	33.984	95.1	18.999	118.3	28.863	74.6	24.842	118.5	1:46.688	82.10	4.077	14:43:45.953				
3 -	32.956	97.1	18.735	120.9	28.490	75.9	24.507	117.5	1:44.688	83.67	2.077	14:45:30.641				
4 -	32.583	97.6	18.657	120.2	28.038	76.5	24.670	117.1	1:43.948	84.27	1.337	14:47:14.589				
5 -	32.582	95.5	18.646	119.8	28.279	75.6	24.574	118.1	1:44.081	84.16	1.470	14:48:58.670				
6 -	32.583	96.4	18.631	119.8	27.990	79.0	24.641	116.3	1:43.845	84.35	1.234	14:50:42.515				
7 -	32.650	96.4	18.824	118.3	28.694	77.0	IN PIT		4:48.410 P	30.37	3:05.799	14:55:30.925				
8 -	OUTLAP	89.3	19.178	117.5	28.314	77.5	24.751	116.1	1:47.572	81.43	4.961	14:57:18.497				
9 -	32.881	96.9	18.807	118.5	28.061	77.1	24.239	117.9	1:43.988	84.23	1.377	14:59:02.485				
10 -	32.169	97.5	18.561	120.6	27.587	77.6	24.519	116.9	1:42.836 (2)	85.18	0.225	15:00:45.321				
11 -	32.530	96.0	18.683	118.3	27.775	77.6	24.601	116.5	1:43.589 (3)	84.56	0.978	15:02:28.910				
12 -	32.577	95.4	19.071	113.7	28.094	76.4	24.688	116.5	1:44.430	83.88	1.819	15:04:13.340				
13 -	32.454	95.7	18.679	119.1	27.440	81.7	24.038	117.9	1:42.611 (1)	85.36		15:05:55.951				

P28 23		Sam LLEWELLYN				KTM - SymCirrus Motorsport										
IDEAL LAP TIME : 1:41.346		BEST LAP TIME :				DIFFERENCE :										
LAP	SECTOR 1	SECTOR 2	SECTOR 3	SECTOR 4	LAP TIME	MPH	DIFF	TIME OF DAY								
1 -	OUTLAP	97.5	18.409	126.1	27.373	80.4	24.176	122.9	1:44.260	84.01		14:47:30.528				

Weather / Track : Bright / Dry

MCRCB BULLETIN TK048**2017 MCE British Superbike Championship - Round 12****2017 HEL Performance British Motostar Championship****FREE PRACTICE 2 - BEST SPEEDS**

POS	INTERMEDIATE 1		INTERMEDIATE 2		INTERMEDIATE 3		FINISH LINE		MPH			
	NO	NAME	MPH	NO	NAME	MPH	NO	NAME				
1	15	McMANUS	106.3	47	ARCHER	132.6	69	BOOTH-AMOS	96.2	47	ARCHER	130.0
2	19	RODRIGUEZ	106.1	15	McMANUS	132.1	19	RODRIGUEZ	94.2	15	McMANUS	130.0
3	47	ARCHER	105.8	64	DURHAM	132.1	3	KERR	94.2	79	STACEY	129.8
4	69	BOOTH-AMOS	105.6	69	BOOTH-AMOS	131.3	15	McMANUS	93.7	19	RODRIGUEZ	129.8
5	64	DURHAM	104.5	19	RODRIGUEZ	131.3	34	DELVES	93.7	64	DURHAM	128.5
6	35	LODGE	104.5	54	BURMAN	131.0	47	ARCHER	92.8	69	BOOTH-AMOS	127.8
7	54	BURMAN	104.5	79	STACEY	130.0	54	BURMAN	92.1	3	KERR	127.8
8	79	STACEY	104.3	35	LODGE	129.8	30	COOK	92.1	35	LODGE	127.5
9	52	BOERBOOM	103.7	52	BOERBOOM	129.5	55	SCOTT	91.9	54	BURMAN	127.5
10	3	KERR	102.9	3	KERR	129.3	12	RENDELL	91.6	52	BOERBOOM	127.0
11	34	DELVES	102.7	34	DELVES	128.3	89	MORETON	91.3	34	DELVES	126.6
12	12	RENDELL	101.5	20	MARKLUND	127.3	2	STRUDWICK	91.1	20	MARKLUND	126.1
13	27	HODGE	101.3	27	HODGE	126.8	64	DURHAM	91.0	27	HODGE	124.9
14	2	STRUDWICK	101.2	23	LLEWELLYN	126.1	52	BOERBOOM	91.0	56	ATKINS	124.5
15	20	MARKLUND	100.9	89	MORETON	125.9	26	OGDEN	90.9	30	COOK	124.2
16	25	BROUWERS	100.3	25	BROUWERS	125.6	25	BROUWERS	90.8	12	RENDELL	123.8
17	56	ATKINS	100.1	12	RENDELL	124.9	35	LODGE	90.5	25	BROUWERS	123.3
18	23	LLEWELLYN	100.1	99	CAMPBELL	124.9	56	ATKINS	89.3	99	CAMPBELL	122.9
19	99	CAMPBELL	100.0	30	COOK	123.8	99	CAMPBELL	89.1	23	LLEWELLYN	122.9
20	89	MORETON	99.2	2	STRUDWICK	123.3	50	BEHAL	88.1	89	MORETON	122.0
21	26	OGDEN	98.6	26	OGDEN	122.6	27	HODGE	87.2	55	SCOTT	121.7
22	30	COOK	98.5	50	BEHAL	122.6	79	STACEY	87.0	26	OGDEN	121.7
23	55	SCOTT	98.3	56	ATKINS	122.0	45	SWANN	87.0	2	STRUDWICK	121.1
24	50	BEHAL	98.3	45	SWANN	121.1	20	MARKLUND	86.7	13	CLARK	120.0
25	48	POTTER	97.6	48	POTTER	120.9	13	CLARK	86.4	45	SWANN	119.6
26	45	SWANN	97.5	13	CLARK	120.6	23	LLEWELLYN	82.7	95	TURNER	119.6
27	95	TURNER	96.9	95	TURNER	120.0	95	TURNER	81.7	50	BEHAL	118.7
28	13	CLARK	94.2	55	SCOTT	119.4	48	POTTER	81.7	48	POTTER	118.5

Weather / Track : Bright / Dry

Results can be found at www.tsl-timing.com

Brands Hatch GP

Circuit Length = 2.4332 miles

Start: 14:40 Flag 15:05 End: 15:07

Printed - 15:09 Friday, 13 October 2017

MCRCB BULLETIN TK049**2017 MCE British Superbike Championship - Round 12****2017 HEL Performance British Motostar Championship****FREE PRACTICE 2 - BEST SECTORS**

SECTOR 1				SECTOR 2			SECTOR 3			SECTOR 4			IDEAL / BEST COMPARISON						
POS	NO	NAME	TIME	NO	NAME	TIME	NO	NAME	TIME	NO	NAME	TIME	POS	NO	NAME	IDEAL	BEST	DIFF	
																PERFECT LAP	1:32.415		
1	69	BOOTH-A	29.020	69	BOOTH-A	16.802	69	BOOTH-A	24.395	69	BOOTH-A	22.198	1	69	BOOTH-AMOS	1:32.415	1:32.551	0.136	
2	47	ARCHER	29.315	47	ARCHER	16.946	47	ARCHER	24.419	47	ARCHER	22.321	2	47	ARCHER	1:33.001	1:33.175	0.174	
3	15	McMANUS	29.743	15	McMANUS	16.987	12	RENDELL	24.828	15	McMANUS	22.464	3	15	McMANUS	1:34.252	1:34.680	0.428	
4	12	RENDELL	29.838	19	RODRIGU	17.038	64	DURHAM	25.005	19	RODRIGU	22.530	4	64	DURHAM	1:34.651	1:34.716	0.065	
5	64	DURHAM	29.927	64	DURHAM	17.070	15	McMANUS	25.058	79	STACEY	22.563	5	12	RENDELL	1:34.844	1:35.249	0.405	
6	79	STACEY	29.940	35	LODGE	17.180	79	STACEY	25.107	64	DURHAM	22.649	6	79	STACEY	1:34.882	1:35.269	0.387	
7	34	DELVES	29.975	54	BURMAN	17.222	35	LODGE	25.123	35	LODGE	22.728	7	35	LODGE	1:35.183	1:35.429	0.246	
8	19	RODRIGU	30.124	79	STACEY	17.272	25	BROUWER	25.263	12	RENDELL	22.746	8	19	RODRIGUEZ	1:35.221	1:35.593	0.372	
9	35	LODGE	30.152	34	DELVES	17.389	34	DELVES	25.311	3	KERR	22.782	9	34	DELVES	1:35.496	1:35.514	0.018	
10	2	STRUDWI	30.249	12	RENDELL	17.432	3	KERR	25.330	52	BOERBOO	22.815	10	3	KERR	1:35.956	1:36.203	0.247	
11	3	KERR	30.309	52	BOERBOO	17.489	52	BOERBOO	25.461	34	DELVES	22.821	11	52	BOERBOOM	1:36.163	1:36.223	0.060	
12	52	BOERBOO	30.398	3	KERR	17.535	19	RODRIGU	25.529	54	BURMAN	23.042	12	54	BURMAN	1:36.500	1:36.802	0.302	
13	30	COOK	30.527	30	COOK	17.705	99	CAMPBEL	25.538	99	CAMPBEL	23.071	13	99	CAMPBELL	1:36.889	1:37.132	0.243	
14	55	SCOTT	30.528	99	CAMPBEL	17.739	55	SCOTT	25.555	30	COOK	23.280	14	30	COOK	1:37.119	1:37.267	0.148	
15	99	CAMPBEL	30.541	20	MARKLUN	17.742	30	COOK	25.607	56	ATKINS	23.307	15	2	STRUDWICK	1:37.141	1:37.407	0.266	
16	54	BURMAN	30.589	27	HODGE	17.789	56	ATKINS	25.641	2	STRUDWI	23.310	16	25	BROUWERS	1:37.276	1:38.080	0.804	
17	56	ATKINS	30.638	2	STRUDWI	17.804	54	BURMAN	25.647	25	BROUWER	23.391	17	56	ATKINS	1:37.475	1:37.606	0.131	
18	25	BROUWER	30.713	26	OGDEN	17.822	2	STRUDWI	25.778	20	MARKLUN	23.418	18	55	SCOTT	1:37.578	1:37.893	0.315	
19	26	OGDEN	30.826	89	MORETON	17.831	26	OGDEN	25.808	55	SCOTT	23.460	19	26	OGDEN	1:38.055	1:38.442	0.387	
20	45	SWANN	30.995	56	ATKINS	17.889	20	MARKLUN	26.140	89	MORETON	23.469	20	20	MARKLUND	1:38.723	1:38.948	0.225	
21	89	MORETON	31.332	25	BROUWER	17.909	89	MORETON	26.240	26	OGDEN	23.599	21	89	MORETON	1:38.872	1:39.470	0.598	
22	20	MARKLUN	31.423	55	SCOTT	18.035	45	SWANN	26.355	27	HODGE	23.780	22	45	SWANN	1:39.421	1:40.039	0.618	
23	95	TURNER	31.470	45	SWANN	18.102	27	HODGE	26.438	95	TURNER	23.921	23	27	HODGE	1:39.500	1:39.881	0.381	
24	27	HODGE	31.493	23	LLEWELL	18.271	13	CLARK	26.460	45	SWANN	23.969	24	95	TURNER	1:40.444	1:40.694	0.250	
25	50	BEHAL	31.907	50	BEHAL	18.362	95	TURNER	26.600	13	CLARK	23.985	25	13	CLARK	1:41.046	1:41.269	0.223	
26	23	LLEWELL	32.084	13	CLARK	18.417	23	LLEWELL	26.815	48	POTTER	24.038	26	23	LLEWELLYN	1:41.346			
27	48	POTTER	32.169	95	TURNER	18.453	50	BEHAL	26.982	23	LLEWELL	24.176	27	50	BEHAL	1:41.442	1:41.748	0.306	
28	13	CLARK	32.184	48	POTTER	18.561	48	POTTER	27.440	50	BEHAL	24.191	28	48	POTTER	1:42.208	1:42.611	0.403	

Weather / Track : Bright / Dry

Results can be found at www.tsl-timing.com

Brands Hatch GP

Circuit Length = 2.4332 miles

Start: 14:40 Flag 15:05 End: 15:07

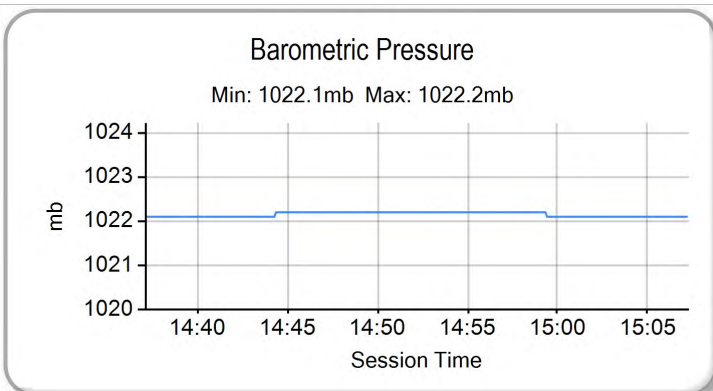
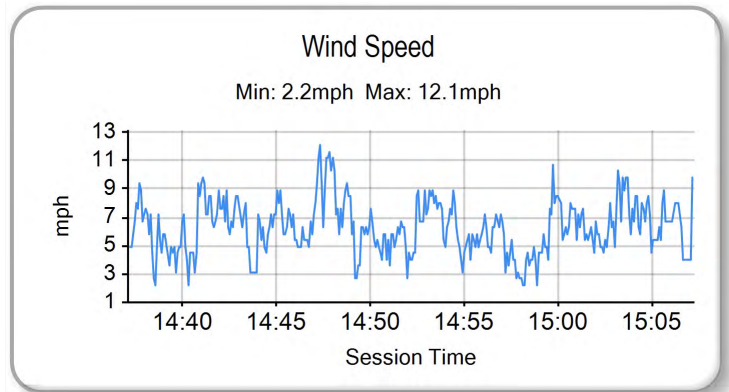
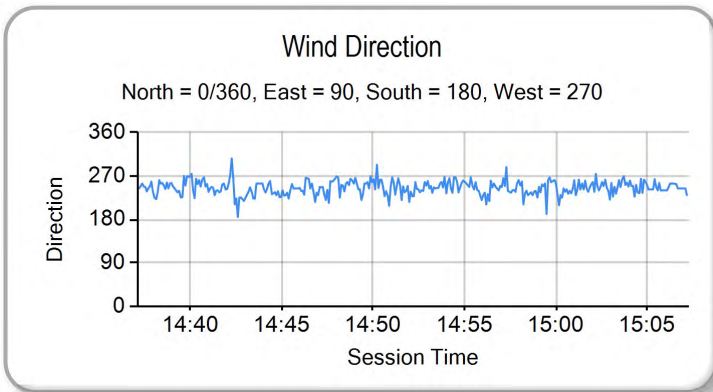
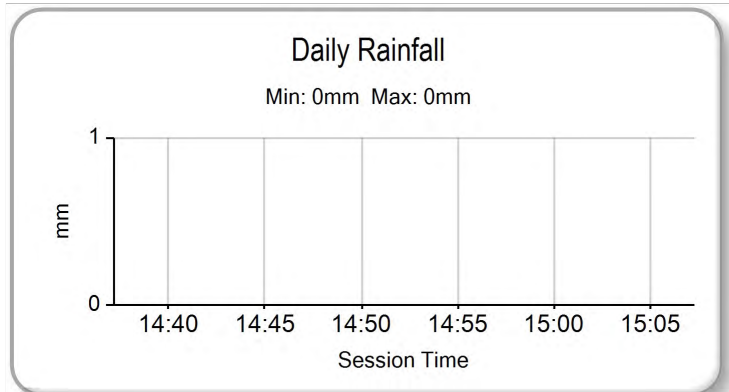
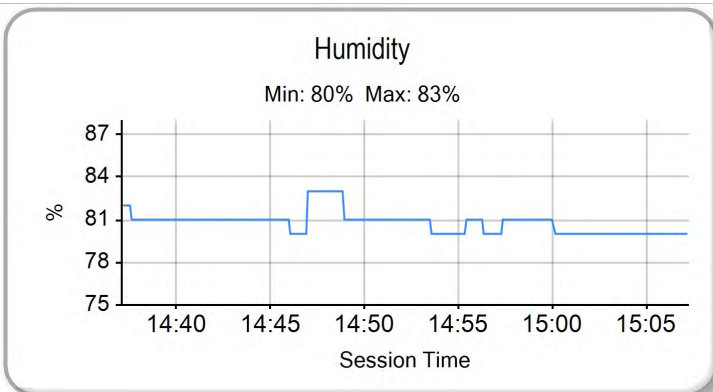
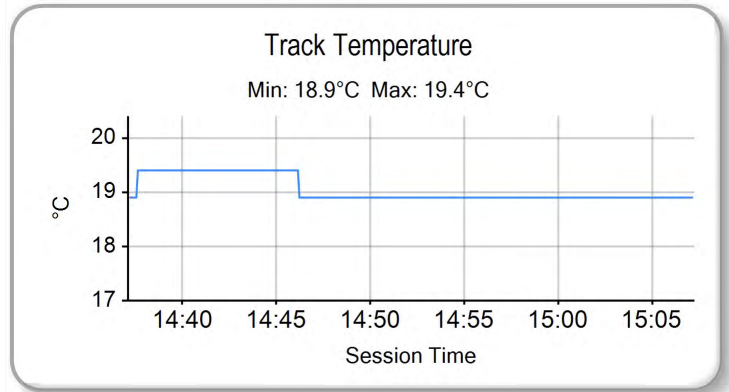
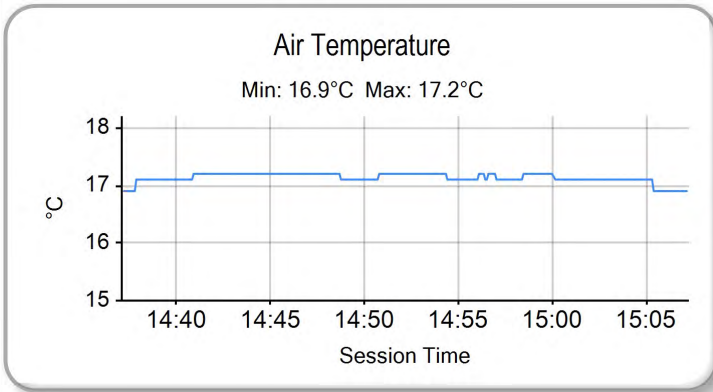
Printed - 15:10 Friday, 13 October 2017

MCRCB BULLETIN TK050

2017 MCE British Superbike Championship - Round 12

2017 HEL Performance British Motostar Championship

FREE PRACTICE 2 - WEATHER CONDITIONS



Weather / Track : Bright / Dry

Results can be found at www.tsl-timing.com

Brands Hatch GP
Circuit Length = 2.4332 miles
Start: 14:40 Flag 15:05 End: 15:07

Printed - 15:10 Friday, 13 October 2017

MCRCB BULLETIN TK073

2017 MCE British Superbike Championship - Round 12

2017 HEL Performance British Motostar Championship

QUALIFYING - CLASSIFICATION



POS	NO	CL	PIC NAME	ENTRY	TIME	ON	LAPS	GAP	DIFF	MPH
1	1		1 Tom BOOTH-AMOS	KTM - City Lifting RS Racing	1:31.999	9	11			95.21
2	47		2 Jake ARCHER	KTM - City Lifting RS Racing	1:33.238	14	14	1.239	1.239	93.95
3	35		3 Elliot LODGE	FTR - Spike Racing / SP125	1:34.393	15	15	2.394	1.155	92.80
4	64		4 Asher DURHAM	Mahindra - Microlise Cresswell Racing	1:34.669	14	14	2.670	0.276	92.53
5	15		5 Eugene McMANUS	KTM - RS Racing / E15 Racing	1:35.057	12	12	3.058	0.388	92.15
6	79		6 Storm STACEY	Kalex - FPW Racing	1:35.313	14	14	3.314	0.256	91.90
7	12		7 Edward RENDELL	KTM - Banks Racing	1:35.314	5	5	3.315	0.001	91.90
8	34		8 Liam DELVES	DR-Moto - Stauff Connect Academy / Dr-Moto	1:35.661	13	15	3.662	0.347	91.57
9	44		9 Edmund BEST	KTM - SymCirrus Motorsport	1:35.756	15	15	3.757	0.095	91.48
10	25		10 Mike BROUWERS	APG Moto - TEC7-Joma / Brouwersracingteam	1:35.849	11	14	3.850	0.093	91.39
11	19		11 Victor RODRIGUEZ	KTM - GA Competition	1:35.921	6	14	3.922	0.072	91.32
12	30	S	1 Max COOK	Honda NSF - Wilson Racing	1:36.121	14	14	4.122	0.200	91.13
13	54		12 Sam BURMAN	KTM - TeamWNT / Burman Racing	1:36.194	13	13	4.195	0.073	91.06
14	3		13 Richard KERR	KTM - North West Racing	1:36.331	8	12	4.332	0.137	90.93
15	2	S	2 Thomas STRUDWICK	Honda NSF - Case Moto Rapido Moto3	1:36.398	15	15	4.399	0.067	90.87
16	52		14 Jorel BOERBOOM	Kalex KTM - Fireplace Warehouse	1:36.496	8	14	4.497	0.098	90.77
17	99		15 Stephen CAMPBELL	Honda - Campbell Racing	1:36.767	13	13	4.768	0.271	90.52
18	55	S	3 Jack SCOTT	Honda NSF - J J Racing	1:36.996	14	15	4.997	0.229	90.31
19	56	S	4 Charlie ATKINS	Honda NSF - Wilson Racing	1:37.749	14	14	5.750	0.753	89.61
20	20		16 Joel MARKLUND	KTM - Marklund Solutions / SP125	1:37.988	12	14	5.989	0.239	89.39
21	45	S	5 Scott SWANN	Honda NSF - Swann Racing	1:38.386	12	13	6.387	0.398	89.03
22	26	S	6 Scott OGDEN	Honda - Microlise Cresswell Racing	1:38.472	9	14	6.473	0.086	88.95
23	27		17 Josh HODGE	KTM - Team HPR	1:38.594	9	13	6.595	0.122	88.84
24	89	S	7 T. Fox MORETON	Honda NSF - Banks Racing / Moto Engineering	1:39.218	14	14	7.219	0.624	88.28
25	23		18 Sam LLEWELLYN	KTM - SymCirrus Motorsport	1:39.320	2	2	7.321	0.102	88.19
26	50	S	8 Aditya BEHAL	Honda NSF - Microlise Cresswell Racing	1:39.758	14	15	7.759	0.438	87.81
27	95	S	9 Ross TURNER	Honda NSF - RedRat Racing	1:40.686	14	15	8.687	0.928	87.00
28	48	S	10 Ewan POTTER	Honda NSF -	1:40.920	14	14	8.921	0.234	86.79
29	13	S	11 Jacob CLARK	Honda NSF - Wilson Racing	1:41.163	5	13	9.164	0.243	86.59

QUALIFYING LAPTIME (110.0% of 1:31.999) = 1:41.198

Weather / Track : Bright / Dry

These results are provisional until the conclusion of any judicial and technical matters.

Brands Hatch GP

Circuit Length = 2.4332 miles

Start: 09:00 Flag 09:25 End: 09:27

Race Director :	Stewards :	Timekeeper :
-----------------	------------	--------------

Results can be found at www.britishsuperbike.com

Printed - 09:27 Saturday, 14 October 2017

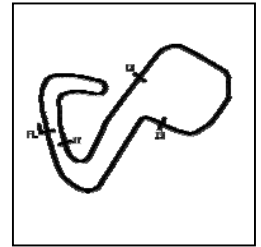


MCRCB BULLETIN TK074

2017 MCE British Superbike Championship - Round 12

2017 HEL Performance British Motostar Championship

QUALIFYING - SECTOR ANALYSIS



SECTOR 1 = FL to I1, SECTOR 2 = I1 to I2 SECTOR 3 = I2 to I3, SECTOR 4 = I3 to FL, DIFF = Difference To Personal Best Lap, P = Crossed Finish Line in Pit Lane, D = Time Disallowed

P1		1		Tom BOOTH-AMOS				KTM - City Lifting RS Racing				
IDEAL LAP TIME :		1:31.877		BEST LAP TIME :		1:31.999		DIFFERENCE :		0.122		
LAP	SECTOR 1	SECTOR 2		SECTOR 3		SECTOR 4		LAP TIME	MPH	DIFF	TIME OF DAY	
1 -	OUTLAP	81.7	20.442	104.2	28.109	65.6	25.300	125.4	1:48.624	80.64	16.625	09:03:01.024
2 -	30.135	103.8	17.245	130.0	25.039	89.9	22.679	126.6	1:35.098	92.11	3.099	09:04:36.122
3 -	29.519	104.8	17.089	129.8	24.861	94.2	22.520	126.8	1:33.989	93.20	1.990	09:06:10.111
4 -	29.300	105.5	17.090	129.3	24.618	96.1	22.346	126.3	1:33.354	93.83	1.355	09:07:43.465
5 -	33.856	80.4	19.513	110.1	26.727	80.5	22.756	126.3	1:42.852	85.16	10.853	09:09:26.317
6 -	29.432	105.0	22.820	96.5	27.695	79.8	IN PIT		8:35.329	P 16.99	7:03.330	09:18:01.646
7 -	OUTLAP	43.1	19.993	127.8	26.203	87.2	22.804	126.6	2:09.497	67.64	37.498	09:20:11.143
8 -	29.331	105.8	17.088	126.3	24.544	97.9	24.588	127.8	1:35.551	91.67	3.552	09:21:46.694
9 -	29.046	105.6	16.790	131.0	24.201	96.8	21.962	131.3	1:31.999 (1)	95.21		09:23:18.693
10 -	29.384	105.3	17.061	131.3	24.386	97.2	22.102	127.8	1:32.933	(3)	0.934	09:24:51.626
11 -	28.955	105.3	16.840	131.0	24.170	100.7	22.431	127.8	1:32.396	(2)	0.397	09:26:24.022

P2		47		Jake ARCHER				KTM - City Lifting RS Racing				
IDEAL LAP TIME :		1:33.050		BEST LAP TIME :		1:33.238		DIFFERENCE :		0.188		
LAP	SECTOR 1	SECTOR 2		SECTOR 3		SECTOR 4		LAP TIME	MPH	DIFF	TIME OF DAY	
1 -	OUTLAP	100.1	17.898	128.3	25.558	85.8	23.115	126.8	1:38.559	88.87	5.321	09:02:25.223
2 -	30.113	104.2	17.277	129.5	24.889	89.2	22.602	127.5	1:34.881	92.32	1.643	09:04:00.104
3 -	29.936	105.8	17.098	132.6	24.939	82.4	23.153	126.8	1:35.126	92.08	1.888	09:05:35.230
4 -	29.651	105.0	17.094	132.1	24.712	90.0	22.631	126.6	1:34.088	93.10	0.850	09:07:09.318
5 -	29.733	105.5	17.051	131.0	24.900	90.4	22.538	126.6	1:34.222	92.97	0.984	09:08:43.540
6 -	29.608	105.8	17.184	129.5	24.844	88.6	22.601	127.0	1:34.237	92.95	0.999	09:10:17.777
7 -	29.624	105.1	17.076	130.0	25.150	85.5	22.597	126.3	1:34.447	92.74	1.209	09:11:52.224
8 -	29.790	101.3	18.926	118.9	25.698	88.7	IN PIT		3:48.336	P 38.36	2:15.098	09:15:40.560
9 -	OUTLAP	99.2	17.873	126.1	26.460	82.5	23.295	126.1	1:40.572	87.10	7.334	09:17:21.132
10 -	30.188	102.7	17.455	131.5	24.856	82.5	22.775	127.8	1:35.274	91.94	2.036	09:18:56.406
11 -	29.397	105.1	16.987	131.3	24.976	84.6	22.784	126.8	1:34.144	93.04	0.906	09:20:30.550
12 -	29.512	106.1	16.879	132.3	24.473	92.5	22.482	126.8	1:33.346	(2)	0.108	09:22:03.896
13 -	29.374	106.0	16.962	130.0	24.622	90.5	22.465	127.8	1:33.423	(3)	0.185	09:23:37.319
14 -	29.280	106.3	16.832	130.3	24.491	90.4	22.635	127.5	1:33.238 (1)	93.95		09:25:10.557

P3		35		Elliot LODGE				FTR - Spike Racing / SP125				
IDEAL LAP TIME :		1:34.393		BEST LAP TIME :		1:34.393		DIFFERENCE :		0.000		
LAP	SECTOR 1	SECTOR 2		SECTOR 3		SECTOR 4		LAP TIME	MPH	DIFF	TIME OF DAY	
1 -	OUTLAP	83.3	18.798	125.2	27.651	78.3	24.467	122.4	1:46.157	82.51	11.764	09:02:15.439
2 -	32.364	98.8	17.920	129.3	26.950	82.0	24.092	125.2	1:41.326	86.45	6.933	09:03:56.765
3 -	34.053	80.8	17.666	129.3	25.476	88.3	23.175	126.8	1:40.370	87.27	5.977	09:05:37.135
4 -	31.400	97.1	17.930	128.8	25.360	84.9	23.134	126.3	1:37.824	89.54	3.431	09:07:14.959
5 -	31.251	103.5	17.505	129.5	26.360	87.9	22.926	125.6	1:38.042	89.34	3.649	09:08:53.001
6 -	30.546	103.8	17.239	129.3	25.318	89.1	23.072	125.2	1:36.175	91.08	1.782	09:10:29.176
7 -	30.608	102.2	17.512	126.1	25.952	85.2	IN PIT		2:43.126	P 53.69	1:08.733	09:13:12.302
8 -	OUTLAP	87.8	18.739	120.6	26.117	85.8	23.116	125.9	1:43.810	84.38	9.417	09:14:56.112
9 -	30.737	104.6	17.701	126.8	25.729	84.7	22.842	125.9	1:37.009	90.29	2.616	09:16:33.121
10 -	29.963	103.8	17.352	128.3	25.127	88.5	22.642	127.0	1:35.084	(2)	0.691	09:18:08.205
11 -	30.266	103.0	17.345	128.5	25.197	87.3	22.683	126.1	1:35.491	91.73	1.098	09:19:43.696
12 -	31.756	73.1	22.577	107.7	27.087	83.1	23.005	125.9	1:44.425	83.88	10.032	09:21:28.121
13 -	30.437	103.4	20.729	99.7	26.462	85.3	22.852	125.2	1:40.480	87.17	6.087	09:23:08.601
14 -	30.151	104.3	17.243	128.5	25.276	88.1	22.638	126.6	1:35.308	(3)	0.915	09:24:43.909
15 -	29.875	105.1	17.011	128.3	24.922	86.2	22.585	126.1	1:34.393 (1)	92.80		09:26:18.302

P4		64		Asher DURHAM				Mahindra - Microlise Cresswell Racing				
IDEAL LAP TIME :		1:34.452		BEST LAP TIME :		1:34.669		DIFFERENCE :		0.217		
LAP	SECTOR 1	SECTOR 2		SECTOR 3		SECTOR 4		LAP TIME	MPH	DIFF	TIME OF DAY	
1 -	OUTLAP	99.4	18.159	128.3	26.367	74.6	25.606	124.2	1:43.535	84.60	8.866	09:02:08.656
2 -	31.468	102.9	17.688	128.5	25.722	85.7	23.154	126.3	1:38.032	89.35	3.363	09:03:46.688
3 -	30.962	103.5	17.481	130.0	25.201	86.4	22.980	127.3	1:36.624	90.65	1.955	09:05:23.312
4 -	30.202	103.4	17.472	129.0	25.105	87.2	22.754	126.8	1:35.533	91.69	0.864	09:06:58.845
5 -	30.132	103.7	17.446	129.3	25.527	78.8	23.395	126.6	1:36.500	90.77	1.831	09:08:35.345

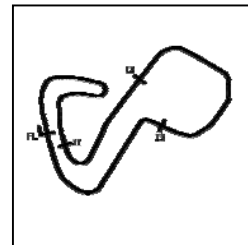
Weather / Track : Bright / Dry

Brands Hatch GP
Circuit Length = 2.4332 miles
Start: 09:00 Flag 09:25 End: 09:27

2017 MCE British Superbike Championship - Round 12

2017 HEL Performance British Motostar Championship

QUALIFYING - SECTOR ANALYSIS



SECTOR 1 = FL to I1, SECTOR 2 = I1 to I2 SECTOR 3 = I2 to I3, SECTOR 4 = I3 to FL, DIFF = Difference To Personal Best Lap, P = Crossed Finish Line in Pit Lane, D = Time Disallowed

6 -	30.281	104.0	17.242	128.8	25.160	86.7	22.671	126.8	1:35.354	91.86	0.685	09:10:10.699
7 -	30.002	104.5	17.262	130.5	25.294	88.3	22.646	126.6	1:35.204	92.01	0.535	09:11:45.903
8 -	30.017	104.2	17.263	129.3	25.010	89.7	22.580	126.6	1:34.870 (2)	92.33	0.201	09:13:20.773
9 -	33.546	84.2	18.911	125.4	25.446	86.4	IN PIT		3:56.155 P	37.09	2:21.486	09:17:16.928
10 -	OUTLAP	97.6	17.735	132.8	25.750	82.6	23.127	129.0	1:40.992	86.73	6.323	09:18:57.920
11 -	32.140	99.5	17.402	128.5	25.151	87.1	22.877	126.8	1:37.570	89.78	2.901	09:20:35.490
12 -	29.893	104.3	17.589	129.0	24.911	89.0	22.685	127.0	1:35.078	92.13	0.409	09:22:10.568
13 -	29.853	104.8	17.417	129.0	25.053	90.6	22.559	126.6	1:34.882 (3)	92.32	0.213	09:23:45.450
14 -	29.883	104.6	17.129	130.0	25.051	88.8	22.606	126.8	1:34.669 (1)	92.53		09:25:20.119

P5 15 Eugene McMANUS

KTM - RS Racing / E15 Racing

IDEAL LAP TIME : 1:34.867

BEST LAP TIME : 1:35.057

DIFFERENCE : 0.190

LAP	SECTOR 1	SECTOR 2	SECTOR 3	SECTOR 4	LAP TIME	MPH	DIFF	TIME OF DAY				
1 -	31.371	103.0	18.101	132.1	26.068	87.6	22.921	128.0	1:38.461	88.96	3.404	09:03:26.686
2 -	30.400	102.2	17.560	131.0	26.244	87.6	22.992	127.5	1:37.196	90.12	2.139	09:05:03.882
3 -	34.009	101.2	17.627	130.5	26.216	83.8	23.276	126.8	1:41.128	86.62	6.071	09:06:45.010
4 -	30.737	104.6	17.363	130.8	28.697	80.3	IN PIT		5:14.435 P	27.85	3:39.378	09:11:59.445
5 -	OUTLAP	101.3	17.613	131.0	26.459	88.0	23.098	127.5	1:41.198	86.56	6.141	09:13:40.643
6 -	30.536	103.5	17.301	131.5	25.569	91.1	22.929	127.8	1:36.335	90.93	1.278	09:15:16.978
7 -	30.204	105.3	17.207	131.3	25.584	91.0	22.686	127.5	1:35.681	91.55	0.624	09:16:52.659
8 -	29.951	105.1	17.080	131.0	25.460	90.0	22.744	128.3	1:35.235 (2)	91.98	0.178	09:18:27.894
9 -	30.255	104.3	17.133	131.3	25.342	91.5	22.772	127.3	1:35.502 (3)	91.72	0.445	09:20:03.396
10 -	30.521	103.4	17.208	131.0	28.248	83.1	23.554	127.0	1:39.531	88.01	4.474	09:21:42.927
11 -	30.334	104.0	17.233	131.0	25.428	89.8	22.705	129.0	1:35.700	91.53	0.643	09:23:18.627
12 -	29.854	106.8	17.220	132.3	25.247	92.5	22.736	127.5	1:35.057 (1)	92.15		09:24:53.684

P6 79 Storm STACEY

Kalex - FPW Racing

IDEAL LAP TIME : 1:35.059

BEST LAP TIME : 1:35.313

DIFFERENCE : 0.254

LAP	SECTOR 1	SECTOR 2	SECTOR 3	SECTOR 4	LAP TIME	MPH	DIFF	TIME OF DAY				
1 -	31.494	103.0	17.732	129.3	26.094	80.6	23.152	125.9	1:38.472	88.95	3.159	09:03:25.655
2 -	31.161	98.5	17.785	127.3	26.601	79.5	22.947	128.8	1:38.494	88.93	3.181	09:05:04.149
3 -	30.823	102.7	17.634	127.5	25.375	84.6	23.021	125.9	1:36.853	90.44	1.540	09:06:41.002
4 -	30.589	102.6	17.561	127.5	25.221	85.2	22.854	125.9	1:36.225	91.03	0.912	09:08:17.227
5 -	34.448	80.1	21.618	98.6	26.443	83.7	IN PIT		3:13.700 P	45.22	1:38.387	09:11:30.927
6 -	OUTLAP	98.1	18.261	122.0	25.997	82.2	23.337	127.0	1:40.826	86.88	5.513	09:13:11.753
7 -	30.332	103.4	17.561	128.8	25.079	88.5	22.690	126.6	1:35.662	91.57	0.349	09:14:47.415
8 -	30.142	102.9	17.445	127.8	25.223	85.8	22.803	126.6	1:35.613 (3)	91.61	0.300	09:16:23.028
9 -	30.195	103.0	17.488	128.5	25.045	86.0	22.637	127.5	1:35.365 (2)	91.85	0.052	09:17:58.393
10 -	34.063	87.0	18.658	121.7	26.543	79.7	24.502	128.0	1:43.766	84.41	8.453	09:19:42.159
11 -	30.460	102.7	17.503	127.5	25.138	88.3	22.652	125.9	1:35.753	91.48	0.440	09:21:17.912
12 -	31.441	101.0	17.644	124.0	25.795	85.3	22.851	127.3	1:37.731	89.63	2.418	09:22:55.643
13 -	30.902	98.2	17.877	126.1	25.855	83.3	23.635	127.0	1:38.269	89.14	2.956	09:24:33.912
14 -	29.932	104.2	17.632	127.5	25.061	88.7	22.688	126.6	1:35.313 (1)	91.90		09:26:09.225

P7 12 Edward RENDELL

KTM - Banks Racing

IDEAL LAP TIME : 1:35.272

BEST LAP TIME : 1:35.314

DIFFERENCE : 0.042

LAP	SECTOR 1	SECTOR 2	SECTOR 3	SECTOR 4	LAP TIME	MPH	DIFF	TIME OF DAY				
1 -	OUTLAP	86.2	20.292	102.2	27.440	80.4	25.055	110.1	1:48.184	80.97	12.870	09:02:16.569
2 -	32.162	93.9	18.839	112.7	26.982	84.5	24.363	112.4	1:42.346	85.59	7.032	09:03:58.915
3 -	31.356	95.0	18.280	120.6	25.576	87.8	23.431	120.9	1:38.643 (3)	88.80	3.329	09:05:37.558
4 -	31.043	99.1	17.765	125.9	24.958	84.0	23.438	123.8	1:37.204 (2)	90.11	1.890	09:07:14.762
5 -	30.170	102.4	17.807	124.9	24.617	91.1	22.720	124.7	1:35.314 (1)	91.90		09:08:50.076

P8 34 Liam DELVES

DR-Moto - Stauff Connect Academy / Dr-Moto

IDEAL LAP TIME : 1:35.525

BEST LAP TIME : 1:35.661

DIFFERENCE : 0.136

LAP	SECTOR 1	SECTOR 2	SECTOR 3	SECTOR 4	LAP TIME	MPH	DIFF	TIME OF DAY				
1 -	OUTLAP	98.8	18.604	124.5	27.180	86.5	23.509	123.8	1:44.571	83.76	8.910	09:01:53.226
2 -	30.962	101.3	18.022	125.6	25.684	91.3	23.391	123.5	1:38.059	89.33	2.398	09:03:31.285
3 -	30.573	101.3	17.852	126.1	25.575	85.8	23.671	124.2	1:37.671	89.68	2.010	09:05:08.956
4 -	30.742	101.2	17.721	126.1	25.328	90.0	23.036	123.5	1:36.827	90.46	1.166	09:06:45.783

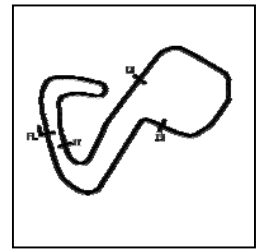
Weather / Track : Bright / Dry

Brands Hatch GP

Circuit Length = 2.4332 miles

Start: 09:00 Flag 09:25 End: 09:27

QUALIFYING - SECTOR ANALYSIS



SECTOR 1 = FL to I1, SECTOR 2 = I1 to I2 SECTOR 3 = I2 to I3, SECTOR 4 = I3 to FL, DIFF = Difference To Personal Best Lap, P = Crossed Finish Line in Pit Lane, D = Time Disallowed

5 -	30.319	102.7	17.653	126.3	25.282	93.2	23.108	123.5	1:36.362	90.90	0.701	09:08:22.145	
6 -	30.422	100.3	20.504	99.5	25.769	90.1	23.016	125.4	1:39.711	87.85	4.050	09:10:01.856	
7 -	30.238	102.6	17.524	126.3	25.186	91.9	22.991	124.7	1:35.939	91.30	0.278	09:11:37.795	
8 -	30.386	102.6	17.603	126.1	25.442	89.3	24.055	123.8	1:37.486	89.85	1.825	09:13:15.281	
9 -	30.441	102.2	17.937	124.7	25.603	90.3		IN PIT	2:57.122	P	49.45	1:21.461	09:16:12.403
10 -	OUTLAP	95.3	19.830	109.6	26.477	88.3	23.588	124.7	1:42.595	85.38	6.934	09:17:54.998	
11 -	30.283	101.0	17.602	126.1	25.261	93.0	23.229	124.0	1:36.375	90.89	0.714	09:19:31.373	
12 -	30.133	102.2	17.590	126.1	25.161	92.0	23.039	123.5	1:35.923	91.32	0.262	09:21:07.296	
13 -	30.017	102.4	17.523	126.6	25.126	93.0	22.995	123.8	1:35.661 (1)	91.57			09:22:42.957
14 -	30.259	101.8	17.544	126.3	25.104	90.5	22.949	124.7	1:35.856	(3)	91.38	0.195	09:24:18.813
15 -	30.253	102.2	17.468	126.6	25.160	91.3	22.936	123.8	1:35.817	(2)	91.42	0.156	09:25:54.630

P9 44**Edmund BEST**

KTM - SymCirrus Motorsport

IDEAL LAP TIME : 1:35.578

BEST LAP TIME : 1:35.756

DIFFERENCE : 0.178

LAP	SECTOR 1	SECTOR 2	SECTOR 3	SECTOR 4	LAP TIME	MPH	DIFF	TIME OF DAY					
1 -	OUTLAP	81.5	22.265	90.4	31.010	73.1	26.391	121.3	2:00.952	72.42	25.196	09:02:09.125	
2 -	32.020	101.6	17.973	126.8	26.011	83.7	23.399	124.2	1:39.403	88.12	3.647	09:03:48.528	
3 -	30.711	102.7	17.625	126.6	25.689	86.2	23.226	124.9	1:37.251	90.07	1.495	09:05:25.779	
4 -	30.414	103.0	17.524	129.3	25.507	86.4	23.002	125.2	1:36.447	90.82	0.691	09:07:02.226	
5 -	30.582	101.8	17.498	126.6	25.421	88.4	23.041	124.7	1:36.542	90.73	0.786	09:08:38.768	
6 -	30.659	102.2	17.811	125.6	25.565	87.0	23.121	124.7	1:37.156	90.16	1.400	09:10:15.924	
7 -	30.427	102.4	17.473	126.3	25.669	89.5	22.880	126.1	1:36.449	90.82	0.693	09:11:52.373	
8 -	30.230	102.1	17.710	126.3	25.860	89.8	23.107	123.8	1:36.907	90.39	1.151	09:13:29.280	
9 -	30.394	102.6	17.473	126.3	25.758	89.5	22.994	124.2	1:36.619	90.66	0.863	09:15:05.899	
10 -	30.314	103.2	17.462	126.3	25.506	89.8	22.911	124.5	1:36.193	91.06	0.437	09:16:42.092	
11 -	30.190	102.9	17.434	126.3	25.466	90.4	22.985	125.2	1:36.075	(3)	91.17	0.319	09:18:18.167
12 -	52.395	88.3	18.587	125.2	26.422	90.4	23.178	124.5	2:00.582	72.64	24.826	09:20:18.749	
13 -	30.284	102.9	17.528	126.6	25.599	90.6	22.877	124.9	1:36.288	90.97	0.532	09:21:55.037	
14 -	30.042	102.7	17.419	127.8	25.481	92.0	22.842	124.7	1:35.784	(2)	91.45	0.028	09:23:30.821
15 -	30.182	102.7	17.353	126.1	25.341	91.9	22.880	124.7	1:35.756 (1)	91.48			09:25:06.577

P10 25**Mike BROUWERS**

APG Moto - TEC7-Joma / Brouwersracingteam

IDEAL LAP TIME : 1:35.728

BEST LAP TIME : 1:35.849

DIFFERENCE : 0.121

LAP	SECTOR 1	SECTOR 2	SECTOR 3	SECTOR 4	LAP TIME	MPH	DIFF	TIME OF DAY					
1 -	OUTLAP	96.5	18.910	123.3	26.041	81.7	23.570	122.4	1:42.142	85.76	6.293	09:02:16.052	
2 -	31.318	101.2	18.056	124.7	26.187	83.9	23.524	122.2	1:39.085	88.40	3.236	09:03:55.137	
3 -	32.804	90.3	18.744	121.5	25.586	82.7	23.377	123.3	1:40.511	87.15	4.662	09:05:35.648	
4 -	30.922	99.4	17.928	124.5	25.148	84.9	23.148	120.6	1:37.146	90.17	1.297	09:07:12.794	
5 -	30.324	100.7	17.844	124.7	25.026	90.0	23.112	121.5	1:36.306	90.95	0.457	09:08:49.100	
6 -	30.388	99.1	17.906	123.5	25.032	88.4	23.439	121.5	1:36.765	90.52	0.916	09:10:25.865	
7 -	33.464	72.4	18.941	123.3	25.165	83.7		IN PIT	2:47.515	P	52.29	1:11.666	09:13:13.380
8 -	OUTLAP	101.0	18.110	126.1	25.802	89.4	23.168	121.1	1:39.600	87.95	3.751	09:14:52.980	
9 -	30.325	99.8	22.931	114.3	25.371	89.4	23.094	121.7	1:41.721	86.11	5.872	09:16:34.701	
10 -	30.164	100.0	17.782	123.5	24.970	89.7	22.984	122.2	1:35.900	(3)	91.34	0.051	09:18:10.601
11 -	30.086	100.0	17.823	123.8	24.898	89.4	23.042	121.3	1:35.849 (1)	91.39			09:19:46.450
12 -	30.319	100.6	17.855	123.3	25.359	87.9	23.062	122.2	1:36.595	90.68	0.746	09:21:23.045	
13 -	31.272	89.3	18.166	124.0	25.231	90.6	23.022	121.1	1:37.691	89.66	1.842	09:23:00.736	
14 -	30.146	100.4	17.849	124.2	24.876	89.5	22.992	122.0	1:35.863	(2)	91.37	0.014	09:24:36.599

P11 19**Victor RODRIGUEZ**

KTM - GA Competition

IDEAL LAP TIME : 1:35.624

BEST LAP TIME : 1:35.921

DIFFERENCE : 0.297

LAP	SECTOR 1	SECTOR 2	SECTOR 3	SECTOR 4	LAP TIME	MPH	DIFF	TIME OF DAY					
1 -	OUTLAP	96.9	18.516	128.0	27.636	81.2	24.235	127.0	1:47.744	81.30	11.823	09:01:55.105	
2 -	31.732	103.2	17.623	129.8	26.702	87.6	23.207	126.8	1:39.264	88.24	3.343	09:03:34.369	
3 -	31.053	104.6	17.425	130.0	25.898	89.2	22.801	127.8	1:37.177	90.14	1.256	09:05:11.546	
4 -	30.723	105.3	17.340	131.0	26.309	90.0	22.652	127.5	1:37.024	90.28	1.103	09:06:48.570	
5 -	30.579	103.7	17.395	129.8	25.669	87.4	23.030	127.3	1:36.673	90.61	0.752	09:08:25.243	
6 -	30.430	104.6	17.278	129.3	25.445	91.8	22.768	127.8	1:35.921 (1)	91.32			09:10:01.164
7 -	30.431	104.8	17.317	129.0	25.562	93.9	22.987	124.9	1:36.297	(3)	90.96	0.376	09:11:37.461
8 -	30.968	105.0	17.474	125.4	25.591	86.3	22.869	127.0	1:36.902	90.39	0.981	09:13:14.363	
9 -	31.272	97.2	18.188	125.9	26.097	82.2		IN PIT	3:59.245	P	36.61	2:23.324	09:17:13.608
10 -	OUTLAP	104.5	17.646	131.3	25.743	87.6	23.227	127.5	1:44.230	84.04	8.309	09:18:57.838	

Weather / Track : Bright / Dry

Brands Hatch GP

Circuit Length = 2.4332 miles

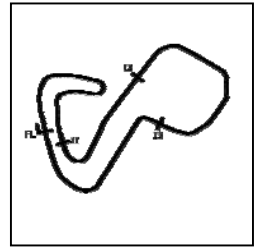
Start: 09:00 Flag 09:25 End: 09:27

MCRCB BULLETIN TK074

2017 MCE British Superbike Championship - Round 12

2017 HEL Performance British Motostar Championship

QUALIFYING - SECTOR ANALYSIS



SECTOR 1 = FL to I1, SECTOR 2 = I1 to I2 SECTOR 3 = I2 to I3, SECTOR 4 = I3 to FL, DIFF = Difference To Personal Best Lap, P = Crossed Finish Line in Pit Lane, D = Time Disallowed

11 -	30.424	105.1	17.409	127.3	39.082		31.484	122.6	1:58.399	73.98	22.478	09:20:56.237	
12 -	30.763	104.6	17.579	130.3	25.636	92.5	22.940	126.8	1:36.918	90.38	0.997	09:22:33.155	
13 -	30.632	104.6	17.488	127.8	25.787	90.9	22.836	128.0	1:36.743	90.54	0.822	09:24:09.898	
14 -	30.249	104.5	17.347	129.8	25.577	91.4	22.974	128.5	1:36.147	(2)	91.10	0.226	09:25:46.045

P12		30 S		Max COOK				Honda NSF - Wilson Racing								
IDEAL LAP TIME :		1:36.032		BEST LAP TIME :		1:36.121		DIFFERENCE : 0.089								
LAP	SECTOR 1	SECTOR 2	SECTOR 3	SECTOR 4	LAP TIME	MPH	DIFF	TIME OF DAY								
1 -	OUTLAP	79.4	21.203	94.6	28.719	76.6	30.317	112.9	2:01.687	71.98	25.566	09:02:09.881				
2 -		32.163	97.8	18.212	124.2	26.270	90.0	23.493	122.9	1:40.138	87.47	4.017	09:03:50.019			
3 -		31.661	96.5	18.336	124.2	26.520	78.4	24.257	121.7	1:40.774	86.92	4.653	09:05:30.793			
4 -		31.214	99.8	18.139	124.0	25.830	91.9	23.490	120.6	1:38.673	88.77	2.552	09:07:09.466			
5 -		30.693	99.5	17.864	122.2	25.611	93.9	23.549	120.0	1:37.717	89.64	1.596	09:08:47.183			
6 -		32.810	99.5	17.716	122.9	25.723	90.8	IN PIT	3:40.281	P	39.76	2:04.160	09:12:27.464			
7 -	OUTLAP	77.4	23.240	89.4	26.844	90.1	23.665	119.1	1:54.265	76.66	18.144	09:14:21.729				
8 -		34.895	89.8				IN PIT		1:57.537	P	74.52	21.416	09:16:19.266			
9 -	OUTLAP	98.2	17.997	122.0	26.202	91.4	23.468	120.4	1:44.283	84.00	8.162	09:18:03.549				
10 -		30.743	97.3	17.906	122.2	25.866	85.8	23.901	120.4	1:38.416	89.00	2.295	09:19:41.965			
11 -		30.704	97.6	17.947	122.6	25.489	90.4	23.212	120.9	1:37.352	(3)	89.98	1.231	09:21:19.317		
12 -		30.406	100.4	17.879	122.2	25.393	90.1	23.048	122.6	1:36.726	(2)	90.56	0.605	09:22:56.043		
13 -		30.666	100.4	17.983	123.5	25.655	85.5	23.794	120.0	1:38.098	89.29	1.977	09:24:34.141			
14 -		30.180	100.1	17.805	123.3	25.176	94.1	22.960	122.2	1:36.121	(1)	91.13		09:26:10.262		

P13		54		Sam BURMAN				KTM - TeamWNT / Burman Racing								
IDEAL LAP TIME :		1:36.134		BEST LAP TIME :		1:36.194		DIFFERENCE : 0.060								
LAP	SECTOR 1	SECTOR 2	SECTOR 3	SECTOR 4	LAP TIME	MPH	DIFF	TIME OF DAY								
1 -		32.388	101.0	18.292	127.8	26.694	85.4	23.939	127.0	1:41.313	86.46	5.119	09:03:28.439			
2 -		32.046	103.2	17.721	129.5	26.779	83.0	23.771	125.9	1:40.317	87.32	4.123	09:05:08.756			
3 -		31.573	100.1	17.903	126.8	29.766	76.4	IN PIT	4:10.840	P	34.92	2:34.646	09:09:19.596			
4 -	OUTLAP	99.7	18.372	126.8	26.373	89.5	23.314	125.2	1:44.153	84.10	7.959	09:11:03.749				
5 -		30.843	103.2	17.642	127.3	26.002	89.5	23.395	124.9	1:37.882	89.49	1.688	09:12:41.631			
6 -		30.754	103.0	17.523	128.3	25.787	91.9	23.063	126.6	1:37.127	90.18	0.933	09:14:18.758			
7 -		30.469	103.5	17.499	128.8	25.689	91.8	23.062	126.6	1:36.719	(3)	90.57	0.525	09:15:55.477		
8 -		30.623	104.8	17.372	128.8	25.844	88.5	23.116	126.8	1:36.955	90.34	0.761	09:17:32.432			
9 -		31.184	103.7	17.543	124.5	26.782	83.7	23.407	127.5	1:38.916	88.55	2.722	09:19:11.348			
10 -		31.313	99.4	17.754	127.5	26.069	84.8	23.790	125.2	1:38.926	88.54	2.732	09:20:50.274			
11 -		30.435	104.5	17.365	129.0	25.679	92.0	22.911	126.1	1:36.390	(2)	90.87	0.196	09:22:26.664		
12 -		30.470	104.5	17.651	127.8	25.625	90.3	23.029	125.9	1:36.775	90.51	0.581	09:24:03.439			
13 -		30.412	103.7	17.283	129.0	25.528	90.9	22.971	126.8	1:36.194	(1)	91.06		09:25:39.633		

P14		3		Richard KERR				KTM - North West Racing								
IDEAL LAP TIME :		1:36.165		BEST LAP TIME :		1:36.331		DIFFERENCE : 0.166								
LAP	SECTOR 1	SECTOR 2	SECTOR 3	SECTOR 4	LAP TIME	MPH	DIFF	TIME OF DAY								
1 -	OUTLAP	83.4	18.673	127.5	26.708	78.9	IN PIT		2:49.505	P	51.67	1:13.174	09:03:18.876			
2 -	OUTLAP	100.7	18.051	126.6	26.126	88.0	23.507	124.2	1:39.503	88.03	3.172	09:04:58.379				
3 -		31.315	101.9	17.871	126.6	25.876	88.3	23.255	124.0	1:38.317	89.09	1.986	09:06:36.696			
4 -		30.820	102.4	17.793	125.2	25.583	92.5	23.148	124.0	1:37.344	89.98	1.013	09:08:14.040			
5 -		30.659	101.9	17.548	125.2	25.557	90.6	22.948	125.6	1:36.712	(3)	90.57	0.381	09:09:50.752		
6 -		30.309	101.9	17.559	125.4	25.564	90.6	22.991	124.2	1:36.423	(2)	90.84	0.092	09:11:27.175		
7 -		30.442	102.4	18.481	115.9	27.549	78.1	25.397	123.1	1:41.869	85.99	5.538	09:13:09.044			
8 -		30.451	102.4	17.457	125.6	25.456	92.0	22.967	124.7	1:36.331	(1)	90.93		09:14:45.375		
9 -		31.079	91.9				IN PIT		2:51.257	P	51.15	1:14.926	09:17:36.632			
10 -	OUTLAP	91.0	18.144	125.4	26.189	78.6	23.427	124.9	1:42.316	85.61	5.985	09:19:18.948				
11 -		30.402	101.9	17.598	125.9	25.451	91.9	23.523	122.4	1:36.974	90.33	0.643	09:20:55.922			
12 -		30.346	101.8	17.592	124.9	25.468	92.3	24.845	122.9	1:38.251	89.15	1.920	09:22:34.173			

P15		2 S		Thomas STRUDWICK				Honda NSF - Case Moto Rapido Moto3						
IDEAL LAP TIME :		1:36.311		BEST LAP TIME :		1:36.398		DIFFERENCE : 0.087						
LAP	SECTOR 1	SECTOR 2	SECTOR 3	SECTOR 4	LAP TIME	MPH	DIFF	TIME OF DAY						
1 -	OUTLAP	94.7	18.587	121.7	27.256	82.6	23.855	121.7	1:43.477	84.65	7.079	09:02:15.638		

Weather / Track : Bright / Dry

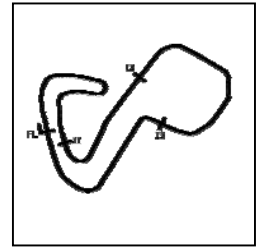
Brands Hatch GP
Circuit Length = 2.4332 miles
Start: 09:00 Flag 09:25 End: 09:27

MCRCB BULLETIN TK074

2017 MCE British Superbike Championship - Round 12

2017 HEL Performance British Motostar Championship

QUALIFYING - SECTOR ANALYSIS



SECTOR 1 = FL to I1, SECTOR 2 = I1 to I2 SECTOR 3 = I2 to I3, SECTOR 4 = I3 to FL, DIFF = Difference To Personal Best Lap, P = Crossed Finish Line in Pit Lane, D = Time Disallowed

2 -	31.633	96.9	18.209	125.6	26.329	82.1	23.566	122.4	1:39.737	87.82	3.339	09:03:55.375
3 -	31.718	95.3	20.031	121.1	25.880	85.3	23.460	120.6	1:41.089	86.65	4.691	09:05:36.464
4 -	30.697	98.6	18.147	124.7	25.819	85.7	25.354	120.9	1:40.017	87.58	3.619	09:07:16.481
5 -	30.484	100.3	17.931	123.8	26.037	81.4	28.098	120.6	1:42.550	85.42	6.152	09:08:59.031
6 -	30.869	100.0	17.992	123.3	25.813	91.0	23.500	121.1	1:38.174	89.22	1.776	09:10:37.205
7 -	30.477	99.8	17.907	121.7	25.675	88.5	23.450	120.2	1:37.509	89.83	1.111	09:12:14.714
8 -	30.461	100.0	17.614	125.6	25.529	88.7	23.279	119.6	1:36.883	(2) 90.41	0.485	09:13:51.597
9 -	31.486	96.1	18.410	114.1	27.169	83.2	24.739	119.6	1:41.804	86.04	5.406	09:15:33.401
10 -	30.696	99.5	17.832	121.5	25.723	89.7	23.225	120.6	1:37.476	89.86	1.078	09:17:10.877
11 -	30.770	96.5	18.334	118.7	26.124	87.9	23.402	120.0	1:38.630	88.81	2.232	09:18:49.507
12 -	30.330	100.1	17.713	121.1	25.727	88.1	23.250	120.2	1:37.020	(3) 90.28	0.622	09:20:26.527
13 -	31.907	95.7	18.957	104.3	26.629	80.6	23.501	119.8	1:40.994	86.73	4.596	09:22:07.521
14 -	30.528	99.2	17.807	121.1	25.609	90.5	23.183	120.4	1:37.127	90.18	0.729	09:23:44.648
15 -	30.258	99.8	17.701	121.5	25.380	88.7	23.059	120.6	1:36.398	(1) 90.87		09:25:21.046

P16	52	Jorel BOERBOOM	Kalex KTM - Fireplace Warehouse			
IDEAL LAP TIME : 1:35.898		BEST LAP TIME : 1:36.496		DIFFERENCE : 0.598		

LAP	SECTOR 1	SECTOR 2	SECTOR 3	SECTOR 4	LAP TIME	MPH	DIFF	TIME OF DAY				
1 -	31.385	100.4	18.068	126.1	26.306	79.6	23.108	126.8	1:38.867	88.60	2.371	09:03:25.730
2 -	30.904	101.6	18.052	125.9	26.345	82.7	22.999	126.8	1:38.300	89.11	1.804	09:05:04.030
3 -	31.208	101.6	17.748	128.0	25.587	86.1	22.868	125.4	1:37.411	89.92	0.915	09:06:41.441
4 -	30.661	103.0	17.659	128.0	25.537	88.1	22.916	124.9	1:36.773	90.51	0.277	09:08:18.214
5 -	33.372	79.6	21.597	99.2	26.363	86.1	IN PIT		3:12.179	P 45.58	1:35.683	09:11:30.393
6 -	OUTLAP	98.9	18.003	126.1	25.938	85.7	23.200	124.2	1:40.714	86.97	4.218	09:13:11.107
7 -	30.693	102.6	17.888	126.1	25.354	88.3	22.711	126.6	1:36.646	90.63	0.150	09:14:47.753
8 -	30.431	103.2	17.626	127.5	25.497	88.7	22.942	125.4	1:36.496	(1) 90.77		09:16:24.249
9 -	30.427	102.9	17.697	127.5	25.575	89.7	22.913	125.9	1:36.612	(3) 90.67	0.116	09:18:00.861
10 -	31.278	94.6	18.335	124.9	26.682	85.0	23.589	124.5	1:39.884	87.70	3.388	09:19:40.745
11 -	32.283	102.2	17.507	128.5	25.271	90.5	22.733	125.4	1:37.794	89.57	1.298	09:21:18.539
12 -	30.524	102.1	17.649	126.1	25.695	86.8	23.068	124.5	1:36.936	90.36	0.440	09:22:55.475
13 -	30.916	101.9	17.708	126.1	25.911	87.2	23.008	124.5	1:37.543	89.80	1.047	09:24:33.018
14 -	30.724	102.2	17.775	126.1	25.368	88.7	22.693	126.3	1:36.560	(2) 90.71	0.064	09:26:09.578

P17	99	Stephen CAMPBELL	Honda - Campbell Racing			
IDEAL LAP TIME : 1:36.273		BEST LAP TIME : 1:36.767		DIFFERENCE : 0.494		

LAP	SECTOR 1	SECTOR 2	SECTOR 3	SECTOR 4	LAP TIME	MPH	DIFF	TIME OF DAY				
1 -	OUTLAP	93.4	18.748	120.9	26.917	83.8	24.257	119.4	1:43.503	84.63	6.736	09:02:41.815
2 -	31.968	98.2	18.871	122.2	26.456	83.1	IN PIT		2:54.614	P 50.16	1:17.847	09:05:36.429
3 -	OUTLAP	97.3	18.297	123.8	25.911	84.2	23.535	121.7	1:41.045	86.69	4.278	09:07:17.474
4 -	30.965	100.0	17.978	123.3	25.781	85.4	23.422	121.1	1:38.146	89.25	1.379	09:08:55.620
5 -	31.301	100.1	17.944	122.6	25.463	85.8	23.443	120.6	1:38.151	89.24	1.384	09:10:33.771
6 -	31.037	99.8	18.057	124.2	26.038	86.1	23.600	121.7	1:38.732	88.72	1.965	09:12:12.503
7 -	31.526	98.9	18.696	116.1	26.062	83.4	IN PIT		2:54.525	P 50.19	1:17.758	09:15:07.028
8 -	OUTLAP	99.4	18.152	121.7	25.919	86.9	23.376	119.1	1:38.797	88.66	2.030	09:16:45.825
9 -	30.799	100.0	18.264	120.9	25.757	86.2	23.388	120.6	1:38.208	89.19	1.441	09:18:24.033
10 -	31.069	99.1	17.902	122.4	25.730	86.3	23.277	120.2	1:37.978	(3) 89.40	1.211	09:20:02.011
11 -	31.568	98.5	17.863	122.9	25.594	88.6	23.268	119.6	1:38.293	89.11	1.526	09:21:40.304
12 -	30.968	97.1	17.846	121.5	25.563	88.5	23.155	120.4	1:37.532	(2) 89.81	0.765	09:23:17.836
13 -	30.564	100.7	17.967	122.9	25.304	91.8	22.932	121.7	1:36.767	(1) 90.52		09:24:54.603

P18	55 S	Jack SCOTT	Honda NSF - J J Racing			
IDEAL LAP TIME : 1:36.849		BEST LAP TIME : 1:36.996		DIFFERENCE : 0.147		

LAP	SECTOR 1	SECTOR 2	SECTOR 3	SECTOR 4	LAP TIME	MPH	DIFF	TIME OF DAY				
1 -	OUTLAP	62.7	20.971	115.1	27.988	81.5	32.046	107.8	1:59.933	73.03	22.937	09:02:14.793
2 -	32.324	96.2	18.530	117.1	26.479	80.9	23.826	117.3	1:41.159	86.59	4.163	09:03:55.952
3 -	31.406	96.9	18.493	116.3	26.141	85.5	23.842	118.5	1:39.882	87.70	2.886	09:05:35.834
4 -	31.459	99.7	18.349	116.7	25.600	84.6	23.839	118.9	1:39.247	88.26	2.251	09:07:15.081
5 -	38.631	63.8	19.535	115.9	26.200	86.4	23.841	116.9	1:48.207	80.95	11.211	09:09:03.288
6 -	31.035	97.6	18.328	117.9	25.642	89.0	23.605	117.7	1:38.610	88.83	1.614	09:10:41.898
7 -	30.595	97.5	18.186	117.7	25.597	89.3	23.528	117.7	1:37.906	89.47	0.910	09:12:19.804
8 -	30.495	97.5	18.432	117.5	25.558	88.5	23.532	117.5	1:38.017	89.37	1.021	09:13:57.821
9 -	30.367	98.1	18.172	117.1	25.985	87.6	23.507	117.3	1:38.031	89.35	1.035	09:15:35.852

Brands Hatch GP

Circuit Length = 2.4332 miles

Start: 09:00 Flag 09:25 End: 09:27

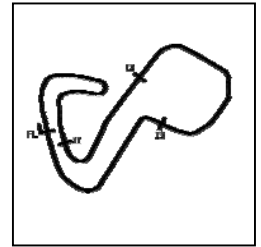
Weather / Track : Bright / Dry

MCRCB BULLETIN TK074

2017 MCE British Superbike Championship - Round 12

2017 HEL Performance British Motostar Championship

QUALIFYING - SECTOR ANALYSIS



SECTOR 1 = FL to I1, SECTOR 2 = I1 to I2 SECTOR 3 = I2 to I3, SECTOR 4 = I3 to FL, DIFF = Difference To Personal Best Lap, P = Crossed Finish Line in Pit Lane, D = Time Disallowed

10 -	30.517	97.9	18.091	117.5	25.617	83.3	23.703	116.9	1:37.928	89.45	0.932	09:17:13.780
11 -	35.176	84.7	19.299	116.9	26.190	82.0	IN PIT		2:45.107	P 53.05	1:08.111	09:19:58.887
12 -	OUTLAP	96.2	18.251	116.5	26.029	87.2	23.546	116.9	1:40.068	87.53	3.072	09:21:38.955
13 -	30.513	97.3	18.152	117.3	25.631	90.9	23.408	117.5	1:37.704	(3) 89.65	0.708	09:23:16.659
14 -	30.293	97.1	18.027	117.5	25.377	89.4	23.299	118.1	1:36.996	(1) 90.31		09:24:53.655
15 -	30.508	97.2	17.980	117.5	25.277	90.9	23.580	115.9	1:37.345	(2) 89.98	0.349	09:26:31.000

P19 56 S		Charlie ATKINS						Honda NSF - Wilson Racing				
IDEAL LAP TIME : 1:37.385		BEST LAP TIME : 1:37.749				DIFFERENCE : 0.364						
LAP	SECTOR 1	SECTOR 2		SECTOR 3		SECTOR 4		LAP TIME	MPH	DIFF	TIME OF DAY	
1 -	OUTLAP	76.6	21.351	90.4	28.597	72.3	28.465	118.9	1:58.512	73.91	20.763	09:02:08.259
2 -	32.817	98.6	18.428	120.6	26.370	82.5	23.842	121.7	1:41.457	86.34	3.708	09:03:49.716
3 -	31.818	97.3	18.404	121.5	26.357	83.5	24.128	120.9	1:40.707	86.98	2.958	09:05:30.423
4 -	31.411	98.2	18.162	120.6	26.268	86.0	23.585	122.4	1:39.426	88.10	1.677	09:07:09.849
5 -	30.948	99.4	17.981	121.3	25.563	87.9	23.343	122.4	1:37.835	(2) 89.53	0.086	09:08:47.684
6 -	32.868	99.5	17.861	121.3	25.765	84.4	IN PIT		3:02.144	P 48.09	1:24.395	09:11:49.828
7 -	OUTLAP	82.0	24.087	73.0	30.636	69.7	27.480	121.1	2:02.642	71.42	24.893	09:13:52.470
8 -	33.404	96.8	18.496	121.5	26.979	83.3	25.903	120.2	1:44.782	83.60	7.033	09:15:37.252
9 -	31.004	99.5	17.914	121.1	25.859	85.0	23.374	122.0	1:38.151	(3) 89.24	0.402	09:17:15.403
10 -	32.940	97.6	18.021	120.2	26.569	85.7	IN PIT		2:01.662	P 72.00	23.913	09:19:17.065
11 -	OUTLAP	67.5	22.940	86.7	31.225	77.1	26.514	121.1	2:03.013	71.21	25.264	09:21:20.078
12 -	31.146	99.1	17.980	121.3	25.884	85.2	23.480	121.1	1:38.490	88.94	0.741	09:22:58.568
13 -	30.714	99.5	17.888	121.7	25.781	86.1	24.222	122.0	1:38.605	88.83	0.856	09:24:37.173
14 -	30.896	99.5	17.830	120.9	25.745	86.9	23.278	120.6	1:37.749	(1) 89.61		09:26:14.922

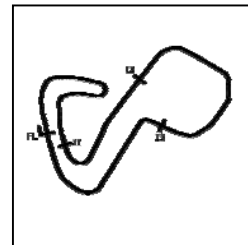
P20 20		Joel MARKLUND						KTM - Marklund Solutions / SP125				
IDEAL LAP TIME : 1:37.776		BEST LAP TIME : 1:37.988				DIFFERENCE : 0.212						
LAP	SECTOR 1	SECTOR 2		SECTOR 3		SECTOR 4		LAP TIME	MPH	DIFF	TIME OF DAY	
1 -	OUTLAP	83.7	18.755	126.8	27.195	80.8	24.073	124.0	1:44.896	83.50	6.908	09:02:14.092
2 -	32.388	98.6	18.100	126.8	26.766	84.0	23.626	124.7	1:40.880	86.83	2.892	09:03:54.972
3 -	31.884	98.8	17.945	126.1	26.528	85.3	24.031	124.7	1:40.388	87.25	2.400	09:05:35.360
4 -	31.650	98.9	17.886	128.0	26.128	87.4	23.632	125.4	1:39.296	88.21	1.308	09:07:14.656
5 -	31.476	102.2	17.827	128.5	26.466	87.1	23.458	125.2	1:39.227	88.28	1.239	09:08:53.883
6 -	31.563	102.4	17.718	127.3	26.263	86.2	23.662	124.0	1:39.206	88.29	1.218	09:10:33.089
7 -	31.562	100.3	17.896	126.1	26.219	87.6	23.537	124.0	1:39.214	88.29	1.226	09:12:12.303
8 -	31.573	100.7	17.870	125.9	26.326	88.3	IN PIT		3:20.291	P 43.73	1:42.303	09:15:32.594
9 -	OUTLAP	101.8	17.861	126.6	26.276	88.7	23.476	124.2	1:40.774	86.92	2.786	09:17:13.368
10 -	31.359	101.6	17.696	127.0	26.180	87.0	23.312	125.6	1:38.547	88.88	0.559	09:18:51.915
11 -	31.758	96.9	17.887	125.6	26.085	87.8	23.418	125.6	1:39.148	88.35	1.160	09:20:31.063
12 -	31.007	102.4	17.685	127.0	25.943	89.2	23.353	125.2	1:37.988	(1) 89.39		09:22:09.051
13 -	31.087	101.6	17.980	127.5	25.772	89.2	23.352	125.2	1:38.191	(3) 89.21	0.203	09:23:47.242
14 -	31.041	102.9	17.729	126.8	26.016	86.3	23.350	124.9	1:38.136	(2) 89.26	0.148	09:25:25.378

P21 45 S		Scott SWANN						Honda NSF - Swann Racing				
IDEAL LAP TIME : 1:38.231		BEST LAP TIME : 1:38.386				DIFFERENCE : 0.155						
LAP	SECTOR 1	SECTOR 2		SECTOR 3		SECTOR 4		LAP TIME	MPH	DIFF	TIME OF DAY	
1 -	OUTLAP	88.0	19.702	115.7	29.249	77.6	25.222	117.7	1:52.015	78.20	13.629	09:01:55.630
2 -	32.923	95.3	18.815	119.1	27.122	79.8	24.542	116.9	1:43.402	84.71	5.016	09:03:39.032
3 -	32.186	96.0	18.615	118.5	26.756	84.7	24.285	118.7	1:41.842	86.01	3.456	09:05:20.874
4 -	31.804	96.2	18.528	118.5	26.319	82.4	24.047	117.5	1:40.698	86.99	2.312	09:07:01.572
5 -	31.502	98.2	18.426	117.7	26.323	85.3	24.026	116.9	1:40.277	87.35	1.891	09:08:41.849
6 -	31.416	97.2	18.387	117.5	26.530	83.3	IN PIT		3:39.442	P 39.91	2:01.056	09:12:21.291
7 -	OUTLAP	95.8	18.635	117.1	26.803	82.4	24.178	117.5	1:44.330	83.96	5.944	09:14:05.621
8 -	31.435	96.0	18.365	117.3	26.205	84.7	24.070	117.3	1:40.075	87.53	1.689	09:15:45.696
9 -	31.246	97.6	18.355	118.3	26.060	88.5	23.868	117.9	1:39.529	(3) 88.01	1.143	09:17:25.225
10 -	31.082	97.8	18.248	118.3	25.968	86.1	23.710	118.9	1:39.008	(2) 88.47	0.622	09:19:04.233
11 -	30.796	97.8	18.096	119.8	26.878	82.6	25.713	117.5	1:41.483	86.31	3.097	09:20:45.716
12 -	30.951	97.8	17.938	120.4	25.854	89.2	23.643	117.5	1:38.386	(1) 89.03		09:22:24.102
13 -	37.874	90.4	21.035	109.2	28.940	77.0	24.688	116.3	1:52.537	77.83	14.151	09:24:16.639

Weather / Track : Bright / Dry

Brands Hatch GP
Circuit Length = 2.4332 miles
Start: 09:00 Flag 09:25 End: 09:27

QUALIFYING - SECTOR ANALYSIS



SECTOR 1 = FL to I1, SECTOR 2 = I1 to I2 SECTOR 3 = I2 to I3, SECTOR 4 = I3 to FL, DIFF = Difference To Personal Best Lap, P = Crossed Finish Line in Pit Lane, D = Time Disallowed

P22 26 S		Scott OGDEN						Honda - Microlise Cresswell Racing				
IDEAL LAP TIME : 1:38.261		BEST LAP TIME : 1:38.472						DIFFERENCE : 0.211				
LAP	SECTOR 1	SECTOR 2		SECTOR 3		SECTOR 4		LAP TIME	MPH	DIFF	TIME OF DAY	
1 -	OUTLAP	75.4	24.745	77.3	29.464	69.3	28.383	118.9	2:03.094	71.16	24.622	09:02:08.628
2 -	32.880	98.1	18.460	123.1	26.880	84.2	23.853	120.4	1:42.073	85.81	3.601	09:03:50.701
3 -	31.697	96.0	18.400	123.3	26.807	75.6	24.214	122.9	1:41.118	86.62	2.646	09:05:31.819
4 -	31.370	98.5	18.176	121.7	26.100	88.1	23.622	120.4	1:39.268	88.24	0.796	09:07:11.087
5 -	31.031	98.8	18.059	121.7	26.123	86.7	23.546	120.4	1:38.759 (2)	88.69	0.287	09:08:49.846
6 -	31.823	98.1	18.436	121.5	26.375	88.0	IN PIT		3:20.707 P	43.64	1:42.235	09:12:10.553
7 -	OUTLAP	98.1	18.416	120.9	27.382	83.4	24.463	118.7	1:45.990	82.64	7.518	09:13:56.543
8 -	31.452	97.1	18.297	120.6	26.408	85.3	23.560	120.0	1:39.717	87.84	1.245	09:15:36.260
9 -	31.066	99.4	18.011	121.5	25.888	88.1	23.507	120.2	1:38.472 (1)	88.95		09:17:14.732
10 -	34.092	97.1	18.219	120.6	26.428	83.9	25.930	120.4	1:44.669	83.69	6.197	09:18:59.401
11 -	30.933	99.4	18.027	120.4	26.127	89.8	23.673	119.6	1:38.760 (3)	88.69	0.288	09:20:38.161
12 -	31.037	98.1	20.631	106.1	29.804	84.5	28.447	119.1	1:49.919	79.69	11.447	09:22:28.080
13 -	31.065	98.9	17.980	120.9	26.264	88.0	23.460	120.2	1:38.769	88.69	0.297	09:24:06.849
14 -	30.989	98.2	18.283	123.3	26.263	91.1	23.485	119.4	1:39.020	88.46	0.548	09:25:45.869

P23 27		Josh HODGE						KTM - Team HPR				
IDEAL LAP TIME : 1:38.224		BEST LAP TIME : 1:38.594						DIFFERENCE : 0.370				
LAP	SECTOR 1	SECTOR 2		SECTOR 3		SECTOR 4		LAP TIME	MPH	DIFF	TIME OF DAY	
1 -	32.316	99.8	18.105	124.9	26.756	81.0	23.936	122.9	1:41.113	86.63	2.519	09:03:28.107
2 -	32.030	98.9	18.028	125.6	26.582	81.3	23.922	123.1	1:40.562	87.10	1.968	09:05:08.669
3 -	31.564	100.7	18.029	124.9	26.507	83.3	23.919	122.6	1:40.019	87.58	1.425	09:06:48.688
4 -	31.562	99.8	18.103	123.8	26.309	83.0	23.812	122.2	1:39.786	87.78	1.192	09:08:28.474
5 -	31.328	99.5	18.029	123.5	26.246	84.6	23.783	123.3	1:39.386	88.13	0.792	09:10:07.860
6 -	31.564	99.8	18.026	122.9	26.415	83.1	IN PIT		3:22.287 P	43.30	1:43.693	09:13:30.147
7 -	OUTLAP	89.8	19.177	116.9	27.893	85.2	24.723	122.6	1:46.923	81.92	8.329	09:15:17.070
8 -	31.184	101.2	17.864	124.9	26.254	83.7	23.583	122.2	1:38.885 (3)	88.58	0.291	09:16:55.955
9 -	31.120	101.8	17.786	124.0	26.091	84.7	23.597	122.6	1:38.594 (1)	88.84		09:18:34.549
10 -	31.206	100.3	18.013	123.5	26.194	84.5	23.720	122.4	1:39.133	88.36	0.539	09:20:13.682
11 -	31.330	101.2	17.870	123.1	26.254	86.5	23.774	122.2	1:39.228	88.27	0.634	09:21:52.910
12 -	31.138	100.1	17.957	122.6	26.491	84.8	23.395	122.9	1:38.981	88.50	0.387	09:23:31.891
13 -	31.079	100.9	18.124	122.9	25.964	88.0	23.673	122.9	1:38.840 (2)	88.62	0.246	09:25:10.731

P24 89 S		T. Fox MORETON						Honda NSF - Banks Racing / Moto Engineering				
IDEAL LAP TIME : 1:38.807		BEST LAP TIME : 1:39.218						DIFFERENCE : 0.411				
LAP	SECTOR 1	SECTOR 2		SECTOR 3		SECTOR 4		LAP TIME	MPH	DIFF	TIME OF DAY	
1 -	OUTLAP	91.9	19.073	120.2	28.008	84.4	24.028	119.8	1:51.379	78.64	12.161	09:02:00.447
2 -	33.025	95.1	18.588	121.5	27.078	88.7	24.030	118.9	1:42.721	85.27	3.503	09:03:43.168
3 -	32.321	97.5	18.235	120.9	26.548	88.5	23.618	121.3	1:40.722	86.97	1.504	09:05:23.890
4 -	31.696	97.9	18.045	122.9	26.319	89.9	23.470	120.9	1:39.530 (3)	88.01	0.312	09:07:03.420
5 -	33.370	94.6	18.670	121.3	27.367	85.4	IN PIT		3:41.062 P	39.62	2:01.844	09:10:44.482
6 -	OUTLAP	92.1	18.524	120.0	26.609	89.8	23.958	118.9	1:42.996	85.05	3.778	09:12:27.478
7 -	34.985	90.1	18.495	121.1	26.415	89.7	23.783	120.2	1:43.678	84.49	4.460	09:14:11.156
8 -	31.973	97.8	18.231	120.9	26.399	90.1	23.737	119.4	1:40.340	87.30	1.122	09:15:51.496
9 -	31.688	98.3	18.071	121.7	26.438	86.4	23.625	120.4	1:39.822	87.75	0.604	09:17:31.318
10 -	31.651	97.8	18.059	121.5	26.265	81.7	23.838	119.6	1:39.813	87.76	0.595	09:19:11.131
11 -	31.396	98.2	18.029	120.4	26.276	85.9	23.698	120.0	1:39.399 (2)	88.12	0.181	09:20:50.530
12 -	33.556	80.6	19.867	112.4	28.029	77.6	IN PIT		2:10.603 P	67.07	31.385	09:23:01.133
13 -	OUTLAP	97.8	18.129	121.7	26.284	90.8	23.646	120.0	1:40.143	87.47	0.925	09:24:41.276
14 -	31.632	97.8	17.993	120.9	25.948	89.2	23.645	119.1	1:39.218 (1)	88.28		09:26:20.494

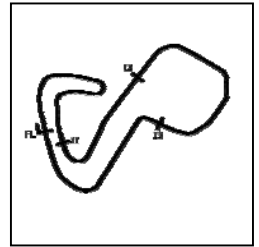
P25 23		Sam LLEWELLYN						KTM - SymCirrus Motorsport				
IDEAL LAP TIME : 1:39.184		BEST LAP TIME : 1:39.320						DIFFERENCE : 0.136				
LAP	SECTOR 1	SECTOR 2		SECTOR 3		SECTOR 4		LAP TIME	MPH	DIFF	TIME OF DAY	
1 -	31.346	101.3	18.056	128.8	26.572	83.4	23.727	125.6	1:39.701 (2)	87.86	0.381	09:03:28.317
2 -	31.482	101.5	18.041	126.3	26.315	86.2	23.482	122.6	1:39.320 (1)	88.19		09:05:07.637

MCRCB BULLETIN TK074

2017 MCE British Superbike Championship - Round 12

2017 HEL Performance British Motostar Championship

QUALIFYING - SECTOR ANALYSIS



SECTOR 1 = FL to I1, SECTOR 2 = I1 to I2 SECTOR 3 = I2 to I3, SECTOR 4 = I3 to FL, DIFF = Difference To Personal Best Lap, P = Crossed Finish Line in Pit Lane, D = Time Disallowed

P26 50 S		Aditya BEHAL				Honda NSF - Microlise Cresswell Racing						
IDEAL LAP TIME : 1:39.398		BEST LAP TIME : 1:39.758				DIFFERENCE : 0.360						
LAP	SECTOR 1	SECTOR 2		SECTOR 3		SECTOR 4		LAP TIME	MPH	DIFF	TIME OF DAY	
1 -	OUTLAP	96.2	19.222	120.4	28.643	78.0	24.314	119.1	1:48.135	81.00	8.377	09:01:54.191
2 -	32.979	97.3	18.371	122.6	27.774	85.3	24.619	118.3	1:43.743	84.43	3.985	09:03:37.934
3 -	32.415	97.9	18.407	121.3	27.263	87.7	24.879	116.7	1:42.964	85.07	3.206	09:05:20.898
4 -	32.072	98.1	18.425	122.2	27.037	85.0	24.081	118.7	1:41.615	86.20	1.857	09:07:02.513
5 -	31.631	97.5	18.649	121.3	26.885	87.1	24.130	120.0	1:41.295	86.47	1.537	09:08:43.808
6 -	31.891	98.6	18.438	120.9	27.333	81.1	IN PIT		2:06.711	P 69.13	26.953	09:10:50.519
7 -	OUTLAP	97.9	18.321	121.5	27.200	86.0	24.077	118.5	1:41.961	85.91	2.203	09:12:32.480
8 -	32.108	94.6	18.398	120.9	27.150	85.0	24.028	119.6	1:41.684	86.14	1.926	09:14:14.164
9 -	31.481	98.6	18.010	121.5	26.931	84.8	23.926	119.4	1:40.348	87.29	0.590	09:15:54.512
10 -	32.328	99.5	18.098	121.5	28.171	77.7	IN PIT		2:04.170	P 70.54	24.412	09:17:58.682
11 -	OUTLAP	95.8	18.781	117.5	27.731	80.0	24.902	121.3	1:43.729	84.44	3.971	09:19:42.411
12 -	31.291	99.8	18.020	123.1	26.520	90.9	24.045	119.1	1:39.876	(3) 87.70	0.118	09:21:22.287
13 -	31.569	98.9	18.380	120.9	26.744	83.4	23.815	119.4	1:40.508	87.15	0.750	09:23:02.795
14 -	31.584	98.8	18.045	122.4	26.413	87.8	23.716	119.1	1:39.758	(1) 87.81		09:24:42.553
15 -	31.261	98.3	18.022	123.3	26.772	87.4	23.714	119.4	1:39.769	(2) 87.80	0.011	09:26:22.322

P27 95 S		Ross TURNER				Honda NSF - RedRat Racing						
IDEAL LAP TIME : 1:39.971		BEST LAP TIME : 1:40.686				DIFFERENCE : 0.715						
LAP	SECTOR 1	SECTOR 2		SECTOR 3		SECTOR 4		LAP TIME	MPH	DIFF	TIME OF DAY	
1 -	OUTLAP	77.4	20.147	117.1	29.054	73.5	25.287	117.3	1:54.467	76.52	13.781	09:02:04.474
2 -	33.046	95.7	18.732	120.2	27.818	77.5	24.970	117.1	1:44.566	83.77	3.880	09:03:49.040
3 -	32.472	90.0	19.049	121.7	26.844	77.5	24.320	119.4	1:42.685	85.30	1.999	09:05:31.725
4 -	32.062	96.1	18.399	120.6	26.427	81.4	24.293	115.9	1:41.181	86.57	0.495	09:07:12.906
5 -	31.695	97.9	18.724	120.0	27.473	81.3	24.067	118.9	1:41.959	85.91	1.273	09:08:54.865
6 -	32.045	96.9	18.606	120.6	26.661	81.6	24.582	117.9	1:41.894	85.97	1.208	09:10:36.759
7 -	31.548	97.5	18.473	118.9	26.876	82.4	24.402	117.3	1:41.299	86.47	0.613	09:12:18.058
8 -	32.081	95.8	18.745	121.1	26.332	83.1	24.053	118.5	1:41.211	86.55	0.525	09:13:59.269
9 -	31.728	97.1	18.796	118.7	26.446	84.7	24.298	117.9	1:41.268	86.50	0.582	09:15:40.537
10 -	31.521	96.6	18.964	118.1	26.669	84.2	24.055	118.1	1:41.209	86.55	0.523	09:17:21.746
11 -	31.804	96.8	18.616	118.7	26.639	83.4	24.115	117.9	1:41.174	86.58	0.488	09:19:02.920
12 -	31.270	97.5	18.591	117.7	26.866	83.9	24.281	117.5	1:41.008	(3) 86.72	0.322	09:20:43.928
13 -	32.035	96.1	18.650	117.3	26.490	83.9	24.053	118.5	1:41.228	86.53	0.542	09:22:25.156
14 -	31.438	96.2	18.623	119.1	26.547	84.8	24.078	117.7	1:40.686	(1) 87.00		09:24:05.842
15 -	31.684	95.8	18.576	118.5	26.641	83.8	23.970	118.7	1:40.871	(2) 86.84	0.185	09:25:46.713

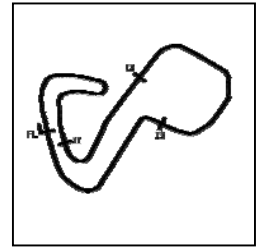
P28 48 S		Ewan POTTER				Honda NSF -						
IDEAL LAP TIME : 1:40.721		BEST LAP TIME : 1:40.920				DIFFERENCE : 0.199						
LAP	SECTOR 1	SECTOR 2		SECTOR 3		SECTOR 4		LAP TIME	MPH	DIFF	TIME OF DAY	
1 -	OUTLAP	93.0	19.895	116.7	29.181	73.5	25.125	116.7	1:52.804	77.65	11.884	09:01:59.361
2 -	34.072	92.6	19.084	119.8	28.493	75.5	25.042	116.7	1:46.691	82.10	5.771	09:03:46.052
3 -	33.259	93.0	18.838	119.1	28.160	78.2	IN PIT		3:03.167	P 47.82	1:22.247	09:06:49.219
4 -	OUTLAP	94.5	18.972	119.1	27.766	78.3	24.347	118.5	1:47.021	81.85	6.101	09:08:36.240
5 -	33.064	96.2	18.542	120.6	27.512	77.7	24.386	118.1	1:43.504	84.63	2.584	09:10:19.744
6 -	32.659	97.1	18.697	119.1	27.878	79.6	24.237	117.5	1:43.471	84.65	2.551	09:12:03.215
7 -	32.511	97.8	18.502	120.0	27.454	80.7	24.184	117.9	1:42.651	85.33	1.731	09:13:45.866
8 -	32.242	97.5	18.511	119.4	27.626	80.7	24.328	116.9	1:42.707	85.28	1.787	09:15:28.573
9 -	31.918	98.5	18.409	119.6	27.344	80.6	24.225	117.5	1:41.896	85.96	0.976	09:17:10.469
10 -	31.946	98.3	18.228	120.6	27.237	79.2	24.095	117.9	1:41.506	(3) 86.29	0.586	09:18:51.975
11 -	32.058	96.4	18.385	120.2	26.869	80.1	23.952	117.7	1:41.264	(2) 86.50	0.344	09:20:33.239
12 -	31.791	97.8	18.317	120.4	27.335	77.5	24.496	117.1	1:41.939	85.93	1.019	09:22:15.178
13 -	32.051	96.8	18.518	118.7	27.351	80.3	24.081	117.5	1:42.001	85.87	1.081	09:23:57.179
14 -	31.813	97.2	18.328	119.1	26.946	83.0	23.833	118.5	1:40.920	(1) 86.79		09:25:38.099

P29 13 S		Jacob CLARK				Honda NSF - Wilson Racing						
IDEAL LAP TIME : 1:40.919		BEST LAP TIME : 1:41.163				DIFFERENCE : 0.244						
LAP	SECTOR 1	SECTOR 2		SECTOR 3		SECTOR 4		LAP TIME	MPH	DIFF	TIME OF DAY	
1 -	OUTLAP	90.6	19.604	112.2	29.493	76.5	25.158	117.7	1:51.914	78.27	10.751	09:01:55.948

Weather / Track : Bright / Dry

Brands Hatch GP
Circuit Length = 2.4332 miles
Start: 09:00 Flag 09:25 End: 09:27

QUALIFYING - SECTOR ANALYSIS



SECTOR 1 = FL to I1, SECTOR 2 = I1 to I2 SECTOR 3 = I2 to I3, SECTOR 4 = I3 to FL, DIFF = Difference To Personal Best Lap, P = Crossed Finish Line in Pit Lane, D = Time Disallowed

2 -	33.082	91.3	18.904	117.7	27.080	80.0	24.207	118.5	1:43.273	84.82	2.110	09:03:39.221	
3 -	32.592	92.9	18.589	119.4	26.800	82.6	24.193	119.8	1:42.174	85.73	1.011	09:05:21.395	
4 -	32.354	92.9	18.519	119.4	26.585	81.6	24.263	118.1	1:41.721	86.11	0.558	09:07:03.116	
5 -	32.033	94.1	18.501	119.1	26.566	81.7	24.063	119.8	1:41.163 (1)	86.59		09:08:44.279	
6 -	32.013	92.9	18.552	119.6	26.817	79.7	IN PIT		3:38.237	P	40.13	1:57.074	09:12:22.516
7 -	OUTLAP	94.2	18.623	118.9	26.496	82.8	24.029	118.3	1:43.871	84.33	2.708	09:14:06.387	
8 -	32.074	93.3	18.576	117.7	26.659	86.1	24.000	117.7	1:41.309	(2)	86.46	0.146	09:15:47.696
9 -	32.149	94.7	18.512	118.7	26.930	84.3	24.177	117.1	1:41.768	86.07	0.605	09:17:29.464	
10 -	32.005	93.9	18.610	116.7	27.028	79.8	IN PIT		2:54.581	P	50.17	1:13.418	09:20:24.045
11 -	OUTLAP	95.1	19.221	116.5	26.884	82.9	24.174	117.9	1:43.984	84.24	2.821	09:22:08.029	
12 -	31.999	93.9	18.844	120.0	26.515	83.7	24.115	117.1	1:41.473	(3)	86.32	0.310	09:23:49.502
13 -	31.922	96.2	18.713	116.7	26.760	86.0	24.115	117.1	1:41.510	86.29	0.347	09:25:31.012	

MCRCB BULLETIN TK075**2017 MCE British Superbike Championship - Round 12****2017 HEL Performance British Motostar Championship****QUALIFYING - BEST SPEEDS**

POS	INTERMEDIATE 1		INTERMEDIATE 2		INTERMEDIATE 3		FINISH LINE		MPH			
	NO	NAME	MPH	NO	NAME	MPH	NO	NAME				
1	15	McMANUS	106.8	64	DURHAM	132.8	1	BOOTH-AMOS	100.7	1	BOOTH-AMOS	131.3
2	47	ARCHER	106.3	47	ARCHER	132.6	30	COOK	94.1	15	McMANUS	129.3
3	1	BOOTH-AMOS	105.8	15	McMANUS	132.3	19	RODRIGUEZ	93.9	64	DURHAM	129.0
4	19	RODRIGUEZ	105.3	1	BOOTH-AMOS	131.3	34	DELVES	93.2	79	STACEY	128.8
5	35	LODGE	105.1	19	RODRIGUEZ	131.3	47	ARCHER	92.5	19	RODRIGUEZ	128.5
6	64	DURHAM	104.8	35	LODGE	129.5	15	McMANUS	92.5	47	ARCHER	127.8
7	54	BURMAN	104.8	54	BURMAN	129.5	3	KERR	92.5	54	BURMAN	127.5
8	79	STACEY	104.2	79	STACEY	129.3	44	BEST	92.0	35	LODGE	127.0
9	44	BEST	103.2	44	BEST	129.3	54	BURMAN	92.0	52	BOERBOOM	126.8
10	52	BOERBOOM	103.2	52	BOERBOOM	128.8	99	CAMPBELL	91.8	44	BEST	126.1
11	20	MARKLUND	102.9	23	LLEWELLYN	128.8	12	RENDELL	91.1	23	LLEWELLYN	126.1
12	34	DELVES	102.7	20	MARKLUND	128.5	26	OGDEN	91.1	3	KERR	125.6
13	12	RENDELL	102.4	3	KERR	127.5	2	STRUDWICK	91.0	20	MARKLUND	125.6
14	3	KERR	102.4	34	DELVES	126.6	55	SCOTT	90.9	34	DELVES	125.4
15	27	HODGE	101.8	25	BROUWERS	126.1	50	BEHAL	90.9	12	RENDELL	124.7
16	23	LLEWELLYN	101.5	12	RENDELL	125.9	89	MORETON	90.8	25	BROUWERS	123.3
17	25	BROUWERS	101.2	2	STRUDWICK	125.6	64	DURHAM	90.6	27	HODGE	123.3
18	99	CAMPBELL	100.7	27	HODGE	125.6	25	BROUWERS	90.6	30	COOK	122.9
19	30	COOK	100.4	30	COOK	124.2	52	BOERBOOM	90.5	26	OGDEN	122.9
20	2	STRUDWICK	100.3	99	CAMPBELL	124.2	20	MARKLUND	89.2	2	STRUDWICK	122.4
21	50	BEHAL	99.8	26	OGDEN	123.3	45	SWANN	89.2	56	ATKINS	122.4
22	55	SCOTT	99.7	50	BEHAL	123.3	35	LODGE	89.1	99	CAMPBELL	121.7
23	56	ATKINS	99.5	89	MORETON	122.9	79	STACEY	88.7	89	MORETON	121.3
24	26	OGDEN	99.4	56	ATKINS	121.7	27	HODGE	88.0	50	BEHAL	121.3
25	48	POTTER	98.5	95	TURNER	121.7	56	ATKINS	87.9	13	CLARK	119.8
26	89	MORETON	98.3	48	POTTER	120.6	23	LLEWELLYN	86.2	95	TURNER	119.4
27	45	SWANN	98.2	45	SWANN	120.4	13	CLARK	86.1	55	SCOTT	118.9
28	95	TURNER	97.9	13	CLARK	120.0	95	TURNER	84.8	45	SWANN	118.9
29	13	CLARK	96.2	55	SCOTT	117.9	48	POTTER	83.0	48	POTTER	118.5

Weather / Track : Bright / Dry

Results can be found at www.tsl-timing.com

Brands Hatch GP

Circuit Length = 2.4332 miles

Start: 09:00 Flag 09:25 End: 09:27

Printed - 09:29 Saturday, 14 October 2017

MCRCB BULLETIN TK076

2017 MCE British Superbike Championship - Round 12

2017 HEL Performance British Motostar Championship

QUALIFYING - BEST SECTORS

SECTOR 1				SECTOR 2				SECTOR 3				SECTOR 4				IDEAL / BEST COMPARISON			
POS	NO	NAME	TIME	NO	NAME	TIME	NO	NAME	TIME	NO	NAME	TIME	NO	NAME	IDEAL	BEST	DIFF		
															PERFECT LAP	1:31.877			
1	1	BOOTH-A	28.955	1	BOOTH-A	16.790	1	BOOTH-A	24.170	1	BOOTH-A	21.962	1	1	BOOTH-AMOS	1:31.877	1:31.999	0.122	
2	47	ARCHER	29.280	47	ARCHER	16.832	47	ARCHER	24.473	47	ARCHER	22.465	2	47	ARCHER	1:33.050	1:33.238	0.188	
3	64	DURHAM	29.853	35	LODGE	17.011	12	RENDELL	24.617	64	DURHAM	22.559	3	35	LODGE	1:34.393	1:34.393	0.000	
4	15	McMANUS	29.854	15	McMANUS	17.080	25	BROUWER	24.876	35	LODGE	22.585	4	64	DURHAM	1:34.452	1:34.669	0.217	
5	35	LODGE	29.875	64	DURHAM	17.129	64	DURHAM	24.911	79	STACEY	22.637	5	15	McMANUS	1:34.867	1:35.057	0.190	
6	79	STACEY	29.932	19	RODRIGU	17.278	35	LODGE	24.922	19	RODRIGU	22.652	6	79	STACEY	1:35.059	1:35.313	0.254	
7	34	DELVES	30.017	54	BURMAN	17.283	79	STACEY	25.045	15	McMANUS	22.686	7	12	RENDELL	1:35.272	1:35.314	0.042	
8	44	BEST	30.042	44	BEST	17.353	34	DELVES	25.104	52	BOERBOO	22.693	8	34	DELVES	1:35.525	1:35.661	0.136	
9	25	BROUWER	30.086	79	STACEY	17.445	30	COOK	25.176	12	RENDELL	22.720	9	44	BEST	1:35.578	1:35.756	0.178	
10	12	RENDELL	30.170	3	KERR	17.457	15	McMANUS	25.247	44	BEST	22.842	10	19	RODRIGUEZ	1:35.624	1:35.921	0.297	
11	30	COOK	30.180	34	DELVES	17.468	52	BOERBOO	25.271	54	BURMAN	22.911	11	25	BROUWERS	1:35.728	1:35.849	0.121	
12	19	RODRIGU	30.249	52	BOERBOO	17.507	55	SCOTT	25.277	99	CAMPBEL	22.932	12	52	BOERBOOM	1:35.898	1:36.496	0.598	
13	2	STRUDWI	30.258	2	STRUDWI	17.614	99	CAMPBEL	25.304	34	DELVES	22.936	13	30	COOK	1:36.032	1:36.121	0.089	
14	55	SCOTT	30.293	20	MARKLUN	17.685	44	BEST	25.341	3	KERR	22.948	14	54	BURMAN	1:36.134	1:36.194	0.060	
15	3	KERR	30.309	30	COOK	17.716	2	STRUDWI	25.380	30	COOK	22.960	15	3	KERR	1:36.165	1:36.331	0.166	
16	99	CAMPBEL	30.318	99	CAMPBEL	17.719	19	RODRIGU	25.445	25	BROUWER	22.984	16	99	CAMPBELL	1:36.273	1:36.767	0.494	
17	54	BURMAN	30.412	12	RENDELL	17.765	3	KERR	25.451	2	STRUDWI	23.059	17	2	STRUDWICK	1:36.311	1:36.398	0.087	
18	52	BOERBOO	30.427	25	BROUWER	17.782	54	BURMAN	25.528	56	ATKINS	23.278	18	55	SCOTT	1:36.849	1:36.996	0.147	
19	56	ATKINS	30.714	27	HODGE	17.786	56	ATKINS	25.563	55	SCOTT	23.299	19	56	ATKINS	1:37.385	1:37.749	0.364	
20	45	SWANN	30.796	56	ATKINS	17.830	20	MARKLUN	25.772	20	MARKLUN	23.312	20	20	MARKLUND	1:37.776	1:37.988	0.212	
21	26	OGDEN	30.933	45	SWANN	17.938	45	SWANN	25.854	27	HODGE	23.395	21	27	HODGE	1:38.224	1:38.594	0.370	
22	20	MARKLUN	31.007	55	SCOTT	17.980	26	OGDEN	25.888	26	OGDEN	23.460	22	45	SWANN	1:38.231	1:38.386	0.155	
23	27	HODGE	31.079	26	OGDEN	17.980	89	MORETON	25.948	89	MORETON	23.470	23	26	OGDEN	1:38.261	1:38.472	0.211	
24	50	BEHAL	31.261	89	MORETON	17.993	27	HODGE	25.964	23	LLEWELL	23.482	24	89	MORETON	1:38.807	1:39.218	0.411	
25	95	TURNER	31.270	50	BEHAL	18.010	23	LLEWELL	26.315	45	SWANN	23.643	25	23	LLEWELLYN	1:39.184	1:39.320	0.136	
26	23	LLEWELL	31.346	23	LLEWELL	18.041	95	TURNER	26.332	50	BEHAL	23.714	26	50	BEHAL	1:39.398	1:39.758	0.360	
27	89	MORETON	31.396	48	POTTER	18.228	50	BEHAL	26.413	48	POTTER	23.833	27	95	TURNER	1:39.971	1:40.686	0.715	
28	48	POTTER	31.791	95	TURNER	18.399	13	CLARK	26.496	95	TURNER	23.970	28	48	POTTER	1:40.721	1:40.920	0.199	
29	13	CLARK	31.922	13	CLARK	18.501	48	POTTER	26.869	13	CLARK	24.000	29	13	CLARK	1:40.919	1:41.163	0.244	

Weather / Track : Bright / Dry

Brands Hatch GP

Circuit Length = 2.4332 miles

Start: 09:00 Flag 09:25 End: 09:27

Results can be found at www.tsl-timing.com

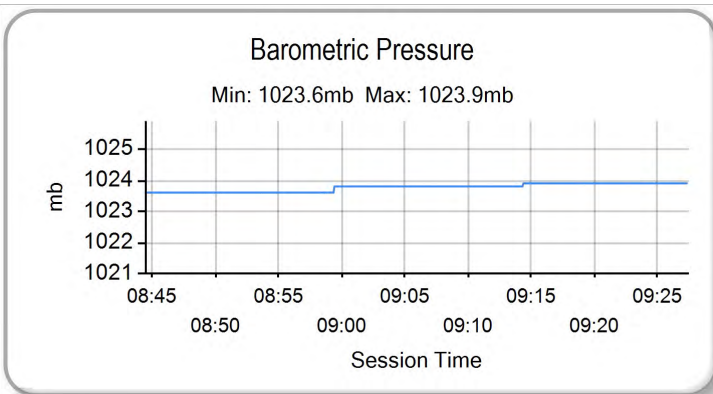
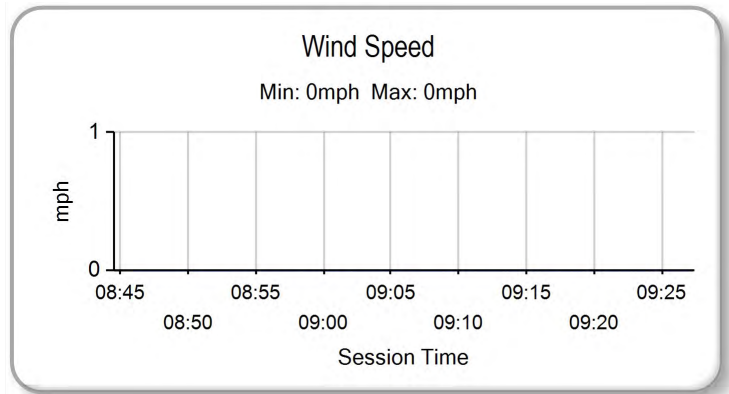
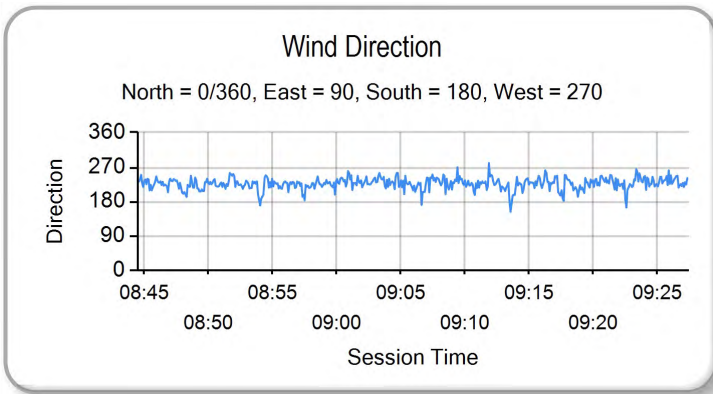
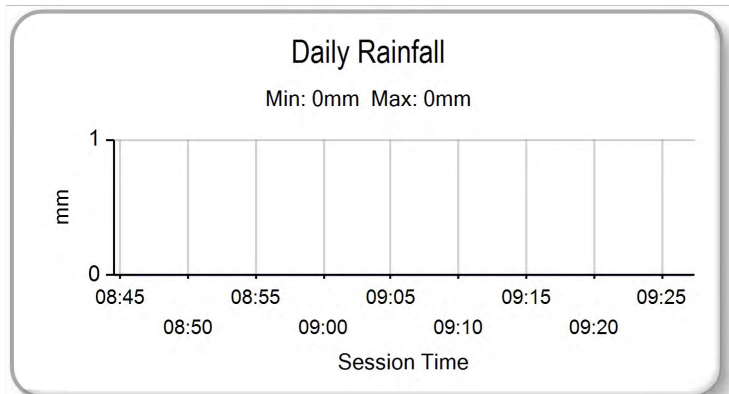
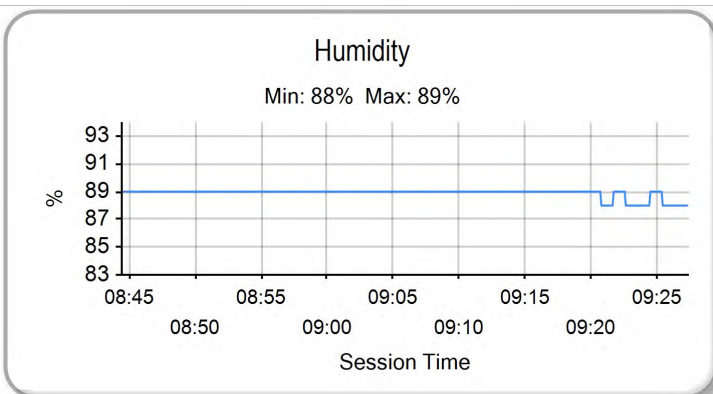
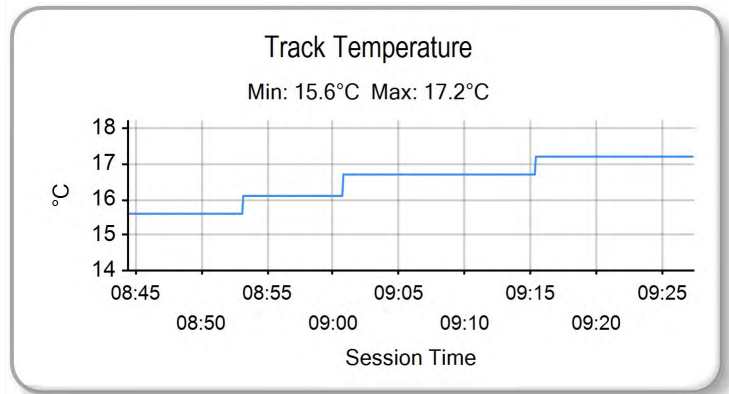
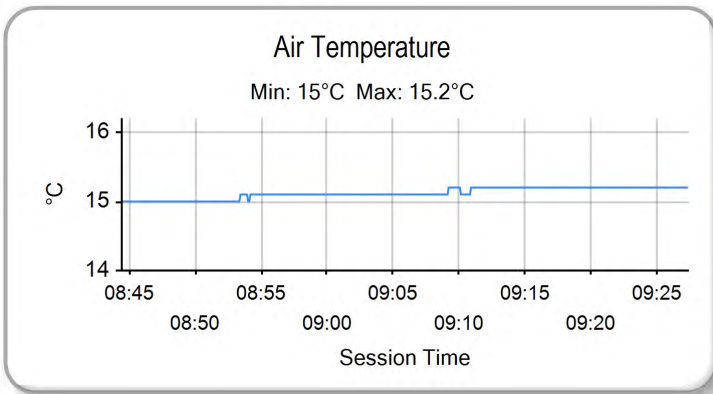
Printed - 09:29 Saturday, 14 October 2017

MCRCB BULLETIN TK077

2017 MCE British Superbike Championship - Round 12

2017 HEL Performance British Motostar Championship

QUALIFYING - WEATHER CONDITIONS



Weather / Track : Bright / Dry

Results can be found at www.tsl-timing.com

Brands Hatch GP
Circuit Length = 2.4332 miles
Start: 09:00 Flag 09:25 End: 09:27

Printed - 09:30 Saturday, 14 October 2017



ROW 10			28	13	Jacob CLARK	1:41.163					
ROW 9	27	48	Ewan POTTER	26	50	Aditya BEHAL	1:39.758	25	23	Sam LLEWELLYN	1:39.320
ROW 8	24	89	T. Fox MORETON	23	27	Josh HODGE	1:38.594	22	26	Scott OGDEN	1:38.472
ROW 7	21	45	Scott SWANN	20	20	Joel MARKLUND	1:37.988	19	56	Charlie ATKINS	1:37.749
ROW 6	18	55	Jack SCOTT	17	99	Stephen CAMPBELL	1:36.767	16	52	Jorel BOERBOOM	1:36.496
ROW 5	15	2	Thomas STRUDWICK	14	3	Richard KERR	1:36.331	13	54	Sam BURMAN	1:36.194
ROW 4	12	30	Max COOK	11	19	Victor RODRIGUEZ	1:35.921	10	25	Mike BROUWERS	1:35.849
ROW 3	9	44	Edmund BEST	8	34	Liam DELVES	1:35.661	7	12	Edward RENDELL	1:35.314
ROW 2	6	79	Storm STACEY	5	15	Eugene McMANUS	1:35.057	4	64	Asher DURHAM	1:34.669
ROW 1	3	35	Elliot LODGE	2	47	Jake ARCHER	1:33.238	1	1	Tom BOOTH-AMOS	1:31.999
										Pole	

#95 Withdrawn

Brands Hatch GP
Circuit Length = 2.4332 miles

These results are provisional until the conclusion of any judicial and technical matters.

Race Director :	Stewards :	Timekeeper :
-----------------	------------	--------------

Results can be found at www.britishsuperbike.com

Printed - 11:48 Saturday, 14 October 2017



MCRCB BULLETIN TK131

2017 MCE British Superbike Championship - Round 12

2017 HEL Performance British Motostar Championship

RACE 2 - CLASSIFICATION



POS	NO	CL	PIC NAME	ENTRY	LAPS	TIME	GAP	DIFF	MPH	BEST	ON
1	1		1 Tom BOOTH-AMOS	KTM - City Lifting RS Racing	10	15:44.311			92.76	1:32.497	6
2	47		2 Jake ARCHER	KTM - City Lifting RS Racing	10	15:44.843	0.532	0.532	92.71	1:32.675	6
3	64		3 Asher DURHAM	Mahindra - Microlise Cresswell Racing	10	15:53.739	9.428	8.896	91.84	1:34.358	8
4	19		4 Victor RODRIGUEZ	KTM - GA Competition	10	16:02.766	18.455	9.027	90.98	1:35.074	8
5	3		5 Richard KERR	KTM - North West Racing	10	16:02.807	18.496	0.041	90.98	1:35.038	8
6	15		6 Eugene McMANUS	KTM - RS Racing / E15 Racing	10	16:02.920	18.609	0.113	90.97	1:35.030	8
7	44		7 Edmund BEST	KTM - SymCirrus Motorsport	10	16:03.119	18.808	0.199	90.95	1:35.224	9
8	79		8 Storm STACEY	Kalex - FPW Racing	10	16:03.178	18.867	0.059	90.94	1:35.258	9
9	34		9 Liam DELVES	DR-Moto - Stauff Connect Academy / Dr-Moto	10	16:03.358	19.047	0.180	90.93	1:35.072	8
10	25		10 Mike BROUWERS	APG Moto - TEC7-Joma / Brouwersracingteam	10	16:03.543	19.232	0.185	90.91	1:35.013	8
11	2	S	1 Thomas STRUDWICK	Honda NSF - Case Moto Rapido Moto3	10	16:19.560	35.249	16.017	89.42	1:36.715	10
12	55	S	2 Jack SCOTT	Honda NSF - J J Racing	10	16:19.705	35.394	0.145	89.41	1:36.653	4
13	30	S	3 Max COOK	Honda NSF - Wilson Racing	10	16:24.167	39.856	4.462	89.00	1:36.274	4
14	54		11 Sam BURMAN	KTM - TeamWNT / Burman Racing	10	16:24.293	39.982	0.126	88.99	1:36.146	10
15	56	S	4 Charlie ATKINS	Honda NSF - Wilson Racing	10	16:25.003	40.692	0.710	88.93	1:36.373	10
16	20		12 Joel MARKLUND	KTM - Marklund Solutions / SP125	10	16:31.428	47.117	6.425	88.35	1:37.993	9
17	27		13 Josh HODGE	KTM - Team HPR	10	16:31.547	47.236	0.119	88.34	1:37.826	9
18	89	S	5 T. Fox MORETON	Honda NSF - Banks Racing / Moto Engineering	10	16:32.981	48.670	1.434	88.21	1:38.008	9
19	26	S	6 Scott OGDEN	Honda - Microlise Cresswell Racing	10	16:33.009	48.698	0.028	88.21	1:37.717	6
20	45	S	7 Scott SWANN	Honda NSF - Swann Racing	10	16:33.599	49.288	0.590	88.16	1:37.975	5
21	50	S	8 Aditya BEHAL	Honda NSF - Microlise Cresswell Racing	10	16:51.935	1:07.624	18.336	86.56	1:39.273	2
22	48	S	9 Ewan POTTER	Honda NSF -	10	17:01.710	1:17.399	9.775	85.73	1:40.698	10
23	13	S	10 Jacob CLARK	Honda NSF - Wilson Racing	10	17:01.777	1:17.466	0.067	85.73	1:40.702	10

NOT CLASSIFIED

DNF	35		Elliot LODGE	FTR - Spike Racing / SP125	0
DNF	12		Edward RENDELL	KTM - Banks Racing	0
DNF	52		Jorel BOERBOOM	Kalex KTM - Fireplace Warehouse	0

FASTEST LAP

1			Tom BOOTH-AMOS	KTM - City Lifting RS Racing	6	1:32.497	94.70 mph	152.41 kph
30	S		Max COOK	Honda NSF - Wilson Racing	4	1:36.274	90.98 mph	146.43 kph

New Lap Record

Brands Hatch GP
 Circuit Length = 2.4332 miles
 Start: 14:40 Flag 14:56 End: 14:57

Weather / Track : Bright / Dry
 These results are provisional until the conclusion of any judicial and technical matters.

Race Director :	Stewards :	Timekeeper :
-----------------	------------	--------------

Results can be found at www.britishsuperbike.com

Printed - 14:58 Saturday, 14 October 2017



MCRCB BULLETIN TK132

2017 MCE British Superbike Championship - Round 12

2017 HEL Performance British Motostar Championship

RACE 2 - LAP CHART

LAP 1 @ 14:42:29.136

NO	BEHIND	LAP TIME
47		1:40.949
64	0.096	1:41.045
15	0.985	1:41.934
1	1.119	1:42.068
79	1.248	1:42.197
44	1.500	1:42.449
3	1.801	1:42.750
19	1.853	1:42.802
25	2.277	1:43.226
34	2.421	1:43.370
2	3.900	1:44.849
55	4.054	1:45.003
20	4.822	1:45.771
56	5.190	1:46.139
89	5.990	1:46.939
45	6.014	1:46.963
27	6.566	1:47.515
54	6.624	1:47.573
26	6.924	1:47.873
50	7.112	1:48.061
48	8.637	1:49.586
13	8.705	1:49.654
30	11.512	1:52.461

LAP 2 @ 14:44:05.187

NO	BEHIND	LAP TIME
64		1:35.955
47	0.016	1:36.067
1	0.453	1:35.385
15	1.028	1:36.094
79	1.078	1:35.881
44	1.168	1:35.719
19	1.257	1:35.455
3	1.657	1:35.907
34	2.095	1:35.725
25	2.322	1:36.096
2	5.206	1:37.357
55	5.620	1:37.617
20	7.250	1:38.479
56	7.594	1:38.455
89	8.496	1:38.557
27	9.051	1:38.536
54	9.103	1:38.530
26	9.353	1:38.480
45	9.943	1:39.980
50	10.334	1:39.273
30	13.183	1:37.722
48	14.028	1:41.442
13	14.186	1:41.532

LAP 3 @ 14:45:40.317

NO	BEHIND	LAP TIME
47		1:35.114
1	0.044	1:34.721
64	0.137	1:35.267
15	1.772	1:35.874
79	1.871	1:35.923
44	2.107	1:36.069
19	2.160	1:36.033
3	2.396	1:35.869
34	2.803	1:35.838

25	2.934	1:35.742
2	7.376	1:37.300
55	7.806	1:37.316
20	10.633	1:38.513
56	10.800	1:38.336
89	11.659	1:38.293
54	11.941	1:37.968
27	12.436	1:38.515
26	12.710	1:38.487
45	12.994	1:38.181
50	14.737	1:39.533
30	14.788	1:36.735
48	20.590	1:41.692
13	20.744	1:41.688

LAP 4 @ 14:47:14.594

NO	BEHIND	LAP TIME
1		1:34.233
47	0.099	1:34.376
64	0.290	1:34.430
15	3.035	1:35.540
79	3.186	1:35.592
19	3.246	1:35.363
44	3.404	1:35.574
3	3.679	1:35.560
34	4.093	1:35.567
25	4.531	1:35.874
2	10.123	1:37.024
55	10.182	1:36.653
20	14.714	1:38.358
56	15.023	1:38.500
54	15.076	1:37.412
89	15.459	1:38.077
27	16.104	1:37.945
26	16.252	1:37.819
30	16.785	1:36.274
45	16.841	1:38.124
50	21.354	1:40.894
48	27.850	1:41.537
13	27.940	1:41.473

LAP 5 @ 14:48:47.592

NO	BEHIND	LAP TIME
1		1:32.998
47	0.256	1:33.155
64	1.701	1:34.409
79	6.002	1:35.814
15	6.099	1:36.062
19	6.164	1:35.916
44	6.274	1:35.868
3	6.336	1:35.655
34	6.720	1:35.625
25	6.924	1:35.391
2	13.913	1:36.788
55	13.963	1:36.779
56	19.810	1:37.785
20	20.497	1:38.781
54	20.585	1:38.507
27	20.983	1:37.877
30	21.175	1:37.388
89	21.332	1:38.871
26	21.611	1:38.357
45	21.818	1:37.975
50	28.671	1:40.315

48	36.274	1:41.422
13	36.367	1:41.425

LAP 6 @ 14:50:20.089

NO	BEHIND	LAP TIME
1		1:32.497
47	0.434	1:32.675
64	3.696	1:34.492
79	8.847	1:35.342
15	9.399	1:35.797
44	9.527	1:35.750
19	9.575	1:35.908
3	9.781	1:35.942
34	10.025	1:35.802
25	10.199	1:35.772
55	19.408	1:37.942
2	19.620	1:38.204
56	24.611	1:37.298
54	25.212	1:37.124
30	25.548	1:36.870
20	26.479	1:38.479
27	26.639	1:38.153
26	26.831	1:37.717
89	27.273	1:38.438
45	27.846	1:38.525
50	36.884	1:40.710
13	45.196	1:41.326
48	45.448	1:41.671

LAP 7 @ 14:51:53.994

NO	BEHIND	LAP TIME
47		1:33.471
1	0.059	1:33.964
64	4.333	1:34.542
79	10.350	1:35.408
15	10.902	1:35.408
19	10.931	1:35.261
44	10.976	1:35.354
3	11.316	1:35.440
34	11.535	1:35.415
25	11.879	1:35.585
2	22.794	1:37.079
55	22.916	1:37.413
56	28.014	1:37.308
30	28.407	1:36.764
54	28.694	1:37.387
20	30.929	1:38.355
27	31.093	1:38.359
89	32.388	1:39.020
45	32.837	1:38.896
26	33.437	1:40.511
50	43.984	1:41.005
13	52.139	1:40.848
48	52.460	1:40.917

LAP 8 @ 14:53:27.321

NO	BEHIND	LAP TIME
47		1:33.327
1	0.041	1:33.309
64	5.364	1:34.358
79	12.320	1:35.297
15	12.605	1:35.030
19	12.678	1:35.074

44	12.918	1:35.269
3	13.027	1:35.038
34	13.280	1:35.072
25	13.565	1:35.013
2	26.494	1:37.027
55	26.633	1:37.044
30	32.275	1:37.195
56	32.359	1:37.672
54	32.631	1:37.264
20	35.609	1:38.007
27	35.886	1:38.120
89	37.631	1:38.570
45	37.759	1:38.249
26	37.870	1:37.760
50	51.295	1:40.638
48	1:00.555	1:41.422
13	1:00.582	1:41.770

LAP 9 @ 14:54:59.959

NO	BEHIND	LAP TIME
1		1:32.597
47	0.222	1:32.860
64	7.343	1:34.617
79	14.940	1:35.258
15	15.226	1:35.259
19	15.347	1:35.307
44	15.504	1:35.224
3	15.734	1:35.345
34	16.048	1:35.406
25	16.146	1:35.219
55	30.940	1:36.945
2	31.073	1:37.217
30	35.957	1:36.320
54	36.375	1:36.382
56	36.858	1:37.137
20	40.964	1:37.993
27	41.074	1:37.826
89	43.001	1:38.008
26	43.419	1:38.187
45	43.472	1:38.351
50	59.218	1:40.561
48	1:09.240	1:41.323
13	1:09.303	1:41.359

LAP 10 @ 14:56:32.498

NO	BEHIND	LAP TIME
1		1:32.539
47	0.532	1:32.849
64	9.428	1:34.624
19	18.455	1:35.647
3	18.496	1:35.301
15	18.609	1:35.922
44	18.808	1:35.843
79	18.867	1:36.466
34	19.047	1:35.538
25	19.232	1:35.625
2	35.249	1:36.715
55	35.394	1:36.993
30	39.856	1:36.438
54	39.982	1:36.146
56	40.692	1:36.373
20	47.117	1:38.692
27	47.236	1:38.701
89	48.670	1:38.208

Weather / Track : Bright / Dry

Brands Hatch GP

Circuit Length = 2.4332 miles

Start: 14:40 Flag 14:56 End: 14:57

MCRCB BULLETIN TK133

2017 MCE British Superbike Championship - Round 12

2017 HEL Performance British Motostar Championship

RACE 2 - POSITION CHART

No	Name	Lap										
		Pos	1	2	3	4	5	6	7	8	9	10
1	BOOTH-AMOS	1	47	64	47	1	1	1	47	47	1	1
47	ARCHER	2	64	47	1	47	47	47	1	1	47	47
35	LODGE	3	15	1	64	64	64	64	64	64	64	64
64	DURHAM	4	1	15	15	15	79	79	79	79	79	19
15	McMANUS	5	79	79	79	79	15	15	15	15	15	3
79	STACEY	6	44	44	44	19	19	44	19	19	19	15
12	RENDELL	7	3	19	19	44	44	19	44	44	44	44
34	DELVES	8	19	3	3	3	3	3	3	3	3	79
44	BEST	9	25	34	34	34	34	34	34	34	34	34
25	BROUWERS	10	34	25	25	25	25	25	25	25	25	25
19	RODRIGUEZ	11	2	2	2	2	2	55	2	2	55	2
30	COOK	12	55	55	55	55	55	2	55	55	2	55
54	BURMAN	13	20	20	20	20	56	56	56	30	30	30
3	KERR	14	56	56	56	56	20	54	30	56	54	54
2	STRUDWICK	15	89	89	89	54	54	30	54	54	56	56
52	BOERBOOM	16	45	27	54	89	27	20	20	20	20	20
55	SCOTT	17	27	54	27	27	30	27	27	27	27	27
56	ATKINS	18	54	26	26	26	89	26	89	89	89	89
20	MARKLUND	19	26	45	45	30	26	89	45	45	26	26
45	SWANN	20	50	50	50	45	45	45	26	26	45	45
26	OGDEN	21	48	30	30	50	50	50	50	50	50	50
27	HODGE	22	13	48	48	48	48	13	13	48	48	48
89	MORETON	23	30	13	13	13	13	48	48	13	13	13
50	BEHAL	24										
48	POTTER	25										
13	CLARK	26										

Weather / Track : Bright / Dry

Results can be found at www.tsl-timing.com

Brands Hatch GP
 Circuit Length = 2.4332 miles
 Start: 14:40 Flag 14:56 End: 14:57

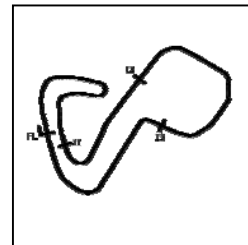
Printed - 14:59 Saturday, 14 October 2017

MCRCB BULLETIN TK134

2017 MCE British Superbike Championship - Round 12

2017 HEL Performance British Motostar Championship

RACE 2 - SECTOR ANALYSIS



SECTOR 1 = FL to I1, SECTOR 2 = I1 to I2 SECTOR 3 = I2 to I3, SECTOR 4 = I3 to FL, DIFF = Difference To Personal Best Lap, P = Crossed Finish Line in Pit Lane, D = Time Disallowed

P1		1		Tom BOOTH-AMOS		KTM - City Lifting RS Racing						
IDEAL LAP TIME : 1:32.416		BEST LAP TIME : 1:32.497		DIFFERENCE : 0.081								
LAP	SECTOR 1	SECTOR 2	SECTOR 3	SECTOR 4	LAP TIME	MPH	DIFF	TIME OF DAY				
1 -	96.4	17.357	132.6	25.756	85.4	22.985	127.5	1:42.068	85.82	9.571	14:42:30.255	
2 -	30.171	104.5	17.370	132.3	25.352	94.2	22.492	128.0	1:35.385	91.83	2.888	14:44:05.640
3 -	29.743	105.1	17.163	131.5	24.925	89.8	22.890	124.2	1:34.721	92.48	2.224	14:45:40.361
4 -	29.768	103.4	17.063	132.1	24.860	93.5	22.542	126.6	1:34.233	92.95	1.736	14:47:14.594
5 -	29.277	105.3	16.992	130.0	24.398	95.7	22.331	126.6	1:32.998	94.19	0.501	14:48:47.592
6 -	29.077	105.0	16.905	130.3	24.273	99.1	22.242	126.6	1:32.497 (1)	94.70		14:50:20.089
7 -	30.104	105.0	16.948	131.8	24.474	96.5	22.438	129.3	1:33.964	93.22	1.467	14:51:54.053
8 -	29.520	105.6	16.882	131.8	24.653	95.4	22.254	128.5	1:33.309	93.87	0.812	14:53:27.362
9 -	29.120	105.3	16.849	129.8	24.384	96.6	22.244	126.8	1:32.597 (3)	94.60	0.100	14:54:59.959
10 -	29.077	104.2	16.824	130.0	24.327	98.1	22.311	125.9	1:32.539 (2)	94.66	0.042	14:56:32.498

P2		47		Jake ARCHER		KTM - City Lifting RS Racing						
IDEAL LAP TIME : 1:32.633		BEST LAP TIME : 1:32.675		DIFFERENCE : 0.042								
LAP	SECTOR 1	SECTOR 2	SECTOR 3	SECTOR 4	LAP TIME	MPH	DIFF	TIME OF DAY				
1 -	100.7	17.473	128.3	25.380	87.6	23.025	124.2	1:40.949	86.77	8.274	14:42:29.136	
2 -	30.199	100.9	17.336	127.3	25.557	85.3	22.975	126.3	1:36.067	91.18	3.392	14:44:05.203
3 -	29.954	102.7	17.109	129.5	25.028	87.7	23.023	125.9	1:35.114	92.09	2.439	14:45:40.317
4 -	29.718	102.9	17.081	130.3	25.155	87.8	22.422	128.5	1:34.376	92.81	1.701	14:47:14.693
5 -	29.439	105.1	16.823	132.1	24.565	90.5	22.328	128.3	1:33.155	94.03	0.480	14:48:47.848
6 -	29.238	107.0	16.809	132.1	24.373	90.6	22.255	128.3	1:32.675 (1)	94.52		14:50:20.523
7 -	29.569	104.2	16.965	130.0	24.428	94.2	22.509	126.8	1:33.471	93.71	0.796	14:51:53.994
8 -	29.479	105.5	16.951	130.3	24.531	92.9	22.366	127.5	1:33.327	93.86	0.652	14:53:27.321
9 -	29.361	106.5	16.772	132.6	24.427	92.4	22.300	128.5	1:32.860 (3)	94.33	0.185	14:55:00.181
10 -	29.233	106.3	16.833	131.8	24.496	92.1	22.287	128.3	1:32.849 (2)	94.34	0.174	14:56:33.030

P3		64		Asher DURHAM		Mahindra - Microlise Cresswell Racing						
IDEAL LAP TIME : 1:34.118		BEST LAP TIME : 1:34.358		DIFFERENCE : 0.240								
LAP	SECTOR 1	SECTOR 2	SECTOR 3	SECTOR 4	LAP TIME	MPH	DIFF	TIME OF DAY				
1 -	102.6	17.490	129.8	25.105	87.3	22.874	126.6	1:41.045	86.69	6.687	14:42:29.232	
2 -	30.375	103.2	17.205	131.5	25.295	88.4	23.080	125.9	1:35.955	91.29	1.597	14:44:05.187
3 -	30.166	104.5	17.245	127.0	25.021	89.0	22.835	126.8	1:35.267	91.95	0.909	14:45:40.454
4 -	29.969	105.1	17.118	131.0	24.868	88.3	22.475	128.5	1:34.430 (3)	92.76	0.072	14:47:14.884
5 -	29.721	105.3	17.216	129.8	24.807	88.4	22.665	127.0	1:34.409 (2)	92.78	0.051	14:48:49.293
6 -	29.822	104.8	17.211	129.3	24.820	90.0	22.639	126.6	1:34.492	92.70	0.134	14:50:23.785
7 -	29.833	104.3	17.206	129.8	24.836	90.8	22.667	126.6	1:34.542	92.65	0.184	14:51:58.327
8 -	29.718	104.0	17.120	129.8	24.935	90.4	22.585	126.3	1:34.358 (1)	92.83		14:53:32.685
9 -	29.892	104.2	17.204	129.5	24.916	90.8	22.605	126.6	1:34.617	92.58	0.259	14:55:07.302
10 -	29.891	104.2	17.128	130.5	24.905	89.5	22.700	125.4	1:34.624	92.57	0.266	14:56:41.926

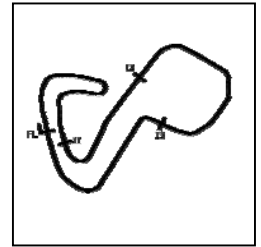
P4		19		Victor RODRIGUEZ		KTM - GA Competition						
IDEAL LAP TIME : 1:34.552		BEST LAP TIME : 1:35.074		DIFFERENCE : 0.522								
LAP	SECTOR 1	SECTOR 2	SECTOR 3	SECTOR 4	LAP TIME	MPH	DIFF	TIME OF DAY				
1 -	104.3	17.399	131.3	25.755	89.2	22.797	129.0	1:42.802	85.21	7.728	14:42:30.989	
2 -	30.229	105.1	17.365	131.0	25.390	94.3	22.471	130.8	1:35.455	91.76	0.381	14:44:06.444
3 -	30.364	103.2	17.533	128.8	25.464	87.8	22.672	126.3	1:36.033	91.21	0.959	14:45:42.477
4 -	30.114	103.5	17.195	130.0	25.503	86.9	22.551	129.3	1:35.363	91.85	0.289	14:47:17.840
5 -	30.130	103.8	17.273	130.5	25.669	82.8	22.844	128.8	1:35.916	91.32	0.842	14:48:53.756
6 -	30.354	104.6	17.329	131.8	25.555	86.8	22.670	126.1	1:35.908	91.33	0.834	14:50:29.664
7 -	30.205	104.5	17.137	130.5	25.253	88.5	22.666	126.1	1:35.261 (2)	91.95	0.187	14:52:04.925
8 -	29.964	106.3	17.143	133.1	25.494	87.0	22.473	128.8	1:35.074 (1)	92.13		14:53:39.999
9 -	30.499	105.1	17.086	131.0	25.046	88.1	22.676	127.8	1:35.307 (3)	91.91	0.233	14:55:15.306
10 -	30.066	102.6	17.071	130.0	25.938	90.0	22.572	124.7	1:35.647	91.58	0.573	14:56:50.953

P5		3		Richard KERR		KTM - North West Racing						
IDEAL LAP TIME : 1:34.646		BEST LAP TIME : 1:35.038		DIFFERENCE : 0.392								
LAP	SECTOR 1	SECTOR 2	SECTOR 3	SECTOR 4	LAP TIME	MPH	DIFF	TIME OF DAY				
1 -	104.3	17.399	131.3	25.755	89.2	22.797	129.0	1:42.802	85.21	7.728	14:42:30.989	
2 -	30.229	105.1	17.365	131.0	25.390	94.3	22.471	130.8	1:35.455	91.76	0.381	14:44:06.444
3 -	30.364	103.2	17.533	128.8	25.464	87.8	22.672	126.3	1:36.033	91.21	0.959	14:45:42.477
4 -	30.114	103.5	17.195	130.0	25.503	86.9	22.551	129.3	1:35.363	91.85	0.289	14:47:17.840
5 -	30.130	103.8	17.273	130.5	25.669	82.8	22.844	128.8	1:35.916	91.32	0.842	14:48:53.756
6 -	30.354	104.6	17.329	131.8	25.555	86.8	22.670	126.1	1:35.908	91.33	0.834	14:50:29.664
7 -	30.205	104.5	17.137	130.5	25.253	88.5	22.666	126.1	1:35.261 (2)	91.95	0.187	14:52:04.925
8 -	29.964	106.3	17.143	133.1	25.494	87.0	22.473	128.8	1:35.074 (1)	92.13		14:53:39.999
9 -	30.499	105.1	17.086	131.0	25.046	88.1	22.676	127.8	1:35.307 (3)	91.91	0.233	14:55:15.306
10 -	30.066	102.6	17.071	130.0	25.938	90.0	22.572	124.7	1:35.647	91.58	0.573	14:56:50.953

Weather / Track : Bright / Dry

Brands Hatch GP
Circuit Length = 2.4332 miles
Start: 14:40 Flag 14:56 End: 14:57

RACE 2 - SECTOR ANALYSIS



SECTOR 1 = FL to I1, SECTOR 2 = I1 to I2 SECTOR 3 = I2 to I3, SECTOR 4 = I3 to FL, DIFF = Difference To Personal Best Lap, P = Crossed Finish Line in Pit Lane, D = Time Disallowed

1 -		102.9	17.457	129.8	25.556	90.6	22.918	128.3	1:42.750	85.25	7.712	14:42:30.937
2 -	30.230	104.5	17.470	128.3	25.557	90.9	22.650	129.0	1:35.907	91.33	0.869	14:44:06.844
3 -	30.319	103.7	17.433	130.5	25.429	87.3	22.688	126.3	1:35.869	91.37	0.831	14:45:42.713
4 -	30.277	104.6	17.492	129.0	25.011	92.8	22.780	127.0	1:35.560	91.66	0.522	14:47:18.273
5 -	30.245	105.0	17.369	130.3	25.326	86.8	22.715	127.8	1:35.655	91.57	0.617	14:48:53.928
6 -	30.590	104.5	17.296	129.8	25.336	88.0	22.720	127.0	1:35.942	91.30	0.904	14:50:29.870
7 -	30.412	103.5	17.411	129.5	24.965	89.1	22.652	127.5	1:35.440	91.78	0.402	14:52:05.310
8 -	30.109	104.5	17.208	129.8	25.153	89.2	22.568	129.5	1:35.038 (1)	92.17		14:53:40.348
9 -	30.556	103.2	17.199	130.0	25.101	89.4	22.489	128.3	1:35.345 (3)	91.87	0.307	14:55:15.693
10 -	29.999	104.6	17.193	130.3	25.230	93.9	22.879	124.9	1:35.301 (2)	91.91	0.263	14:56:50.994

P6	15	Eugene McMANUS					KTM - RS Racing / E15 Racing					
IDEAL LAP TIME : 1:34.864		BEST LAP TIME : 1:35.030					DIFFERENCE : 0.166					
LAP	SECTOR 1	SECTOR 2	SECTOR 3	SECTOR 4	LAP TIME	MPH	DIFF	TIME OF DAY				
1 -		103.7	17.351	131.5	25.710	92.4	22.994	127.8	1:41.934	85.93	6.904	14:42:30.121
2 -	30.160	104.5	17.329	132.1	25.608	88.1	22.997	127.8	1:36.094	91.15	1.064	14:44:06.215
3 -	30.218	104.8	17.499	131.0	25.420	93.5	22.737	126.8	1:35.874	91.36	0.844	14:45:42.089
4 -	30.096	105.1	17.252	130.5	25.484	90.9	22.708	127.3	1:35.540	91.68	0.510	14:47:17.629
5 -	30.079	104.8	17.237	130.8	25.708	90.0	23.038	127.5	1:36.062	91.18	1.032	14:48:53.691
6 -	30.267	105.1	17.227	129.3	25.600	92.5	22.703	127.3	1:35.797	91.44	0.767	14:50:29.488
7 -	30.019	105.5	17.212	132.3	25.366	88.1	22.811	127.0	1:35.408 (3)	91.81	0.378	14:52:04.896
8 -	29.902	105.6	17.136	133.1	25.408	87.6	22.584	129.3	1:35.030 (1)	92.17		14:53:39.926
9 -	30.183	105.1	17.082	132.3	25.296	90.4	22.698	128.8	1:35.259 (2)	91.95	0.229	14:55:15.185
10 -	30.098	105.6	17.093	131.5	25.911	92.8	22.820	128.8	1:35.922	91.32	0.892	14:56:51.107

P7	44	Edmund BEST					KTM - SymCircus Motorsport					
IDEAL LAP TIME : 1:34.748		BEST LAP TIME : 1:35.224					DIFFERENCE : 0.476					
LAP	SECTOR 1	SECTOR 2	SECTOR 3	SECTOR 4	LAP TIME	MPH	DIFF	TIME OF DAY				
1 -		102.4	17.397	129.8	25.692	86.7	22.822	127.3	1:42.449	85.50	7.225	14:42:30.636
2 -	30.188	103.8	17.273	131.3	25.398	83.6	22.860	128.3	1:35.719	91.51	0.495	14:44:06.355
3 -	30.457	101.9	17.517	130.5	25.333	86.4	22.762	126.3	1:36.069	91.18	0.845	14:45:42.424
4 -	30.090	104.5	17.237	131.5	25.414	88.4	22.833	127.5	1:35.574	91.65	0.350	14:47:17.998
5 -	30.246	105.0	17.286	130.8	25.510	83.9	22.826	128.5	1:35.868	91.37	0.644	14:48:53.866
6 -	30.255	104.0	17.334	129.3	25.406	89.8	22.755	127.0	1:35.750	91.48	0.526	14:50:29.616
7 -	30.200	104.5	17.248	127.0	25.338	89.0	22.568	128.3	1:35.354 (3)	91.86	0.130	14:52:04.970
8 -	30.237	103.8	17.139	131.0	25.274	87.3	22.619	127.0	1:35.269 (2)	91.94	0.045	14:53:40.239
9 -	30.517	103.5	17.188	130.5	25.052	91.8	22.467	127.5	1:35.224 (1)	91.99		14:55:15.463
10 -	30.487	103.8	17.145	131.5	25.417	88.3	22.794	125.4	1:35.843	91.39	0.619	14:56:51.306

P8	79	Storm STACEY					Kalex - FPW Racing					
IDEAL LAP TIME : 1:35.022		BEST LAP TIME : 1:35.258					DIFFERENCE : 0.236					
LAP	SECTOR 1	SECTOR 2	SECTOR 3	SECTOR 4	LAP TIME	MPH	DIFF	TIME OF DAY				
1 -		102.4	17.541	130.8	26.058	84.0	22.924	129.3	1:42.197	85.71	6.939	14:42:30.384
2 -	30.257	104.6	17.267	132.3	25.462	84.5	22.895	128.0	1:35.881	91.36	0.623	14:44:06.265
3 -	30.470	103.8	17.489	131.3	25.299	84.3	22.665	128.3	1:35.923	91.32	0.665	14:45:42.188
4 -	30.209	105.0	17.299	131.0	25.339	85.8	22.745	128.0	1:35.592	91.63	0.334	14:47:17.780
5 -	30.135	105.1	17.324	130.0	25.537	84.2	22.818	125.4	1:35.814	91.42	0.556	14:48:53.594
6 -	30.151	102.9	17.400	128.5	25.063	86.7	22.728	126.1	1:35.342 (3)	91.87	0.084	14:50:28.936
7 -	30.041	103.5	17.493	128.0	25.178	88.3	22.696	126.1	1:35.408	91.81	0.150	14:52:04.344
8 -	30.094	102.7	17.379	128.8	25.141	87.0	22.683	125.9	1:35.297 (2)	91.92	0.039	14:53:39.641
9 -	30.102	103.4	17.348	129.0	25.056	87.7	22.752	126.3	1:35.258 (1)	91.95		14:55:14.899
10 -	30.034	102.9	17.460	128.0	26.255	87.1	22.717	128.5	1:36.466	90.80	1.208	14:56:51.365

P9	34	Liam DELVES					DR-Moto - Stauff Connect Academy / Dr-Moto					
IDEAL LAP TIME : 1:34.714		BEST LAP TIME : 1:35.072					DIFFERENCE : 0.358					
LAP	SECTOR 1	SECTOR 2	SECTOR 3	SECTOR 4	LAP TIME	MPH	DIFF	TIME OF DAY				
1 -		102.4	17.743	129.5	25.382	88.5	22.875	127.8	1:43.370	84.74	8.298	14:42:31.557
2 -	30.337	103.7	17.441	129.0	25.080	90.1	22.867	126.6	1:35.725	91.51	0.653	14:44:07.282
3 -	30.067	103.7	17.463	130.3	25.360	84.7	22.948	125.6	1:35.838	91.40	0.766	14:45:43.120
4 -	30.200	104.0	17.646	126.8	25.021	92.0	22.700	125.9	1:35.567	91.66	0.495	14:47:18.687

Weather / Track : Bright / Dry

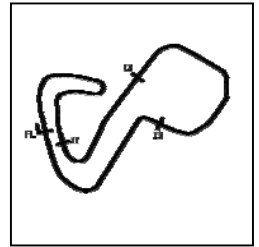
Brands Hatch GP
 Circuit Length = 2.4332 miles
 Start: 14:40 Flag 14:56 End: 14:57

MCRCB BULLETIN TK134

2017 MCE British Superbike Championship - Round 12

2017 HEL Performance British Motostar Championship

RACE 2 - SECTOR ANALYSIS



SECTOR 1 = FL to I1, SECTOR 2 = I1 to I2 SECTOR 3 = I2 to I3, SECTOR 4 = I3 to FL, DIFF = Difference To Personal Best Lap, P = Crossed Finish Line in Pit Lane, D = Time Disallowed

5 -	29.980	104.8	17.430	130.8	25.127	88.3	23.088	126.3	1:35.625	91.60	0.553	14:48:54.312
6 -	30.840	100.3	17.334	129.5	24.855	87.9	22.773	126.3	1:35.802	91.43	0.730	14:50:30.114
7 -	30.389	102.2	17.585	129.0	24.817	91.6	22.624	127.5	1:35.415 (3)	91.80	0.343	14:52:05.529
8 -	30.070	104.0	17.293	130.5	25.065	87.6	22.644	127.5	1:35.072 (1)	92.13		14:53:40.601
9 -	30.446	103.7	17.355	130.3	24.915	88.7	22.690	127.0	1:35.406 (2)	91.81	0.334	14:55:16.007
10 -	30.213	103.7	17.457	129.3	24.975	89.7	22.893	127.5	1:35.538	91.68	0.466	14:56:51.545

P10 25		Mike BROUWERS				APG Moto - TEC7-Joma / Brouwersracingteam						
IDEAL LAP TIME : 1:34.753		BEST LAP TIME : 1:35.013				DIFFERENCE : 0.260						
LAP	SECTOR 1	SECTOR 2	SECTOR 3	SECTOR 4	LAP TIME	MPH	DIFF	TIME OF DAY				
1 -	99.8	17.908	125.2	25.172	89.3	22.921	124.5	1:43.226	84.86	8.213	14:42:31.413	
2 -	30.263	101.2	17.693	124.7	25.188	87.9	22.952	123.8	1:36.096	91.15	1.083	14:44:07.509
3 -	30.115	101.6	17.629	126.6	25.029	84.5	22.969	125.2	1:35.742	91.49	0.729	14:45:43.251
4 -	30.049	101.8	17.704	126.8	25.225	92.6	22.896	122.6	1:35.874	91.36	0.861	14:47:19.125
5 -	30.107	101.6	17.631	125.6	24.883	91.9	22.770	124.0	1:35.391 (3)	91.83	0.378	14:48:54.516
6 -	30.397	100.6	17.685	125.9	24.873	89.4	22.817	125.4	1:35.772	91.46	0.759	14:50:30.288
7 -	30.194	102.2	17.640	126.1	24.934	90.6	22.817	124.0	1:35.585	91.64	0.572	14:52:05.873
8 -	29.922	100.9	17.544	127.5	24.711	86.9	22.836	124.5	1:35.013 (1)	92.19		14:53:40.886
9 -	30.335	100.9	17.567	127.0	24.741	92.0	22.576	126.1	1:35.219 (2)	91.99	0.206	14:55:16.105
10 -	30.071	100.1	17.614	127.8	24.978	88.5	22.962	125.4	1:35.625	91.60	0.612	14:56:51.730

P11 2 S		Thomas STRUDWICK				Honda NSF - Case Moto Rapido Moto3						
IDEAL LAP TIME : 1:36.359		BEST LAP TIME : 1:36.715				DIFFERENCE : 0.356						
LAP	SECTOR 1	SECTOR 2	SECTOR 3	SECTOR 4	LAP TIME	MPH	DIFF	TIME OF DAY				
1 -	99.7	17.771	124.9	25.664	87.8	23.403	120.9	1:44.849	83.54	8.134	14:42:33.036	
2 -	30.638	99.7	17.732	123.3	25.608	88.3	23.379	120.4	1:37.357	89.97	0.642	14:44:10.393
3 -	30.474	99.8	17.855	122.6	25.669	88.7	23.302	119.8	1:37.300	90.02	0.585	14:45:47.693
4 -	30.190	100.0	17.867	121.7	25.584	89.0	23.383	119.8	1:37.024 (3)	90.28	0.309	14:47:24.717
5 -	30.195	100.1	17.670	122.2	25.585	89.8	23.338	120.2	1:36.788 (2)	90.50	0.073	14:49:01.505
6 -	30.270	99.8	17.760	122.2	25.715	86.5	24.459	121.3	1:38.204	89.20	1.489	14:50:39.709
7 -	30.142	98.9	17.806	121.1	25.678	88.4	23.453	120.0	1:37.079	90.23	0.364	14:52:16.788
8 -	30.301	99.2	17.669	122.4	25.672	88.7	23.385	119.4	1:37.027	90.28	0.312	14:53:53.815
9 -	30.200	98.8	17.754	122.2	25.617	88.7	23.646	120.6	1:37.217	90.10	0.502	14:55:31.032
10 -	30.297	99.1	17.870	120.6	25.473	90.1	23.075	120.6	1:36.715 (1)	90.57		14:57:07.747

P12 55 S		Jack SCOTT				Honda NSF - J J Racing						
IDEAL LAP TIME : 1:36.403		BEST LAP TIME : 1:36.653				DIFFERENCE : 0.250						
LAP	SECTOR 1	SECTOR 2	SECTOR 3	SECTOR 4	LAP TIME	MPH	DIFF	TIME OF DAY				
1 -	95.5	18.093	118.9	25.854	87.3	23.244	120.0	1:45.003	83.42	8.350	14:42:33.190	
2 -	30.639	99.2	18.026	119.8	25.559	88.1	23.393	118.3	1:37.617	89.73	0.964	14:44:10.807
3 -	30.420	98.3	17.891	118.7	25.678	89.3	23.327	118.1	1:37.316	90.01	0.663	14:45:48.123
4 -	30.188	98.8	17.836	119.8	25.407	89.5	23.222	120.0	1:36.653 (1)	90.63		14:47:24.776
5 -	30.371	99.2	17.710	119.6	25.438	89.3	23.260	120.4	1:36.779 (2)	90.51	0.126	14:49:01.555
6 -	30.392	99.1	17.994	118.9	25.290	92.0	24.266	116.9	1:37.942	89.43	1.289	14:50:39.497
7 -	30.265	97.5	17.997	119.4	25.716	85.2	23.435	118.5	1:37.413	89.92	0.760	14:52:16.910
8 -	30.421	98.2	17.877	119.6	25.352	87.0	23.394	118.9	1:37.044	90.26	0.391	14:53:53.954
9 -	30.242	98.2	17.920	119.8	25.283	92.6	23.500	117.1	1:36.945 (3)	90.35	0.292	14:55:30.899
10 -	30.318	96.9	17.913	118.7	25.333	93.7	23.429	112.0	1:36.993	90.31	0.340	14:57:07.892

P13 30 S		Max COOK				Honda NSF - Wilson Racing						
IDEAL LAP TIME : 1:35.881		BEST LAP TIME : 1:36.274				DIFFERENCE : 0.393						
LAP	SECTOR 1	SECTOR 2	SECTOR 3	SECTOR 4	LAP TIME	MPH	DIFF	TIME OF DAY				
1 -	96.8	18.068	121.7	25.760	92.0	23.493	120.4	1:52.461	77.89	16.187	14:42:40.648	
2 -	30.652	98.9	17.674	124.5	26.087	91.5	23.309	120.4	1:37.722	89.64	1.448	14:44:18.370
3 -	30.395	99.2	17.734	123.3	25.583	92.1	23.023	122.9	1:36.735	90.55	0.461	14:45:55.105
4 -	30.357	99.7	17.779	123.5	25.236	94.1	22.902	122.6	1:36.274 (1)	90.98		14:47:31.379
5 -	30.608	97.2	17.923	123.8	25.573	93.8	23.284	122.4	1:37.388	89.94	1.114	14:49:08.767
6 -	30.566	99.8	17.711	122.4	25.215	91.9	23.378	121.5	1:36.870	90.42	0.596	14:50:45.637
7 -	30.337	100.3	17.668	122.6	25.384	95.5	23.375	119.8	1:36.764	90.52	0.490	14:52:22.401
8 -	30.292	100.6	17.928	122.9	25.715	95.0	23.260	119.1	1:37.195	90.12	0.921	14:53:59.596

Weather / Track : Bright / Dry

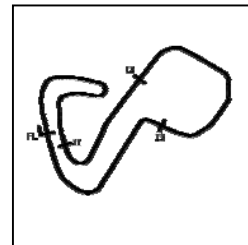
Brands Hatch GP
Circuit Length = 2.4332 miles
Start: 14:40 Flag 14:56 End: 14:57

MCRCB BULLETIN TK134

2017 MCE British Superbike Championship - Round 12

2017 HEL Performance British Motostar Championship

RACE 2 - SECTOR ANALYSIS



SECTOR 1 = FL to I1, SECTOR 2 = I1 to I2 SECTOR 3 = I2 to I3, SECTOR 4 = I3 to FL, DIFF = Difference To Personal Best Lap, P = Crossed Finish Line in Pit Lane, D = Time Disallowed
 9 - **30.102** 98.3 17.731 121.5 **25.209** 95.3 23.278 119.6 1:36.320 (2) 90.94 0.046 14:55:35.916
 10 - 30.245 98.3 17.675 121.7 25.292 95.4 23.226 119.1 1:36.438 (3) 90.83 0.164 14:57:12.354

P14 54		Sam BURMAN				KTM - TeamWNT / Burman Racing						
IDEAL LAP TIME : 1:36.076		BEST LAP TIME : 1:36.146		DIFFERENCE : 0.070								
LAP	SECTOR 1	SECTOR 2	SECTOR 3	SECTOR 4	LAP TIME	MPH	DIFF	TIME OF DAY				
1 -	97.6	17.934	131.0	26.438	83.9	23.614	127.8	1:47.573	81.43	11.427	14:42:35.760	
2 -	31.422	99.4	17.588	129.8	26.169	89.7	23.351	126.8	1:38.530	88.90	2.384	14:44:14.290
3 -	31.015	100.1	17.590	131.0	26.143	93.4	23.220	126.3	1:37.968	89.41	1.822	14:45:52.258
4 -	30.968	102.4	17.543	130.8	25.616	92.5	23.285	127.0	1:37.412	89.92	1.266	14:47:29.670
5 -	31.430	102.4	17.535	130.0	26.161	88.5	23.381	126.8	1:38.507	88.92	2.361	14:49:08.177
6 -	30.910	104.0	17.315	129.5	25.705	90.5	23.194	126.1	1:37.124 (3)	90.19	0.978	14:50:45.301
7 -	30.448	104.2	17.343	128.3	25.888	91.3	23.708	125.4	1:37.387	89.94	1.241	14:52:22.688
8 -	30.532	104.8	17.417	118.9	26.289	92.5	23.026	126.3	1:37.264	90.06	1.118	14:53:59.952
9 -	30.355	104.6	17.185	126.1	25.885	90.8	22.957	125.6	1:36.382 (2)	90.88	0.236	14:55:36.334
10 -	30.336	104.5	17.234	125.9	25.637	90.0	22.939	124.2	1:36.146 (1)	91.10		14:57:12.480

P15 56 S		Charlie ATKINS				Honda NSF - Wilson Racing						
IDEAL LAP TIME : 1:36.330		BEST LAP TIME : 1:36.373		DIFFERENCE : 0.043								
LAP	SECTOR 1	SECTOR 2	SECTOR 3	SECTOR 4	LAP TIME	MPH	DIFF	TIME OF DAY				
1 -	99.1	18.020	122.0	26.144	85.0	23.479	122.6	1:46.139	82.53	9.766	14:42:34.326	
2 -	31.323	99.7	18.003	121.5	25.612	87.6	23.517	122.6	1:38.455	88.97	2.082	14:44:12.781
3 -	31.071	99.8	17.986	121.7	25.879	86.5	23.400	123.1	1:38.336	89.08	1.963	14:45:51.117
4 -	31.245	100.7	18.148	120.6	25.516	90.0	23.591	122.2	1:38.500	88.93	2.127	14:47:29.617
5 -	30.804	99.4	17.878	119.8	25.667	89.8	23.436	119.4	1:37.785	89.58	1.412	14:49:07.402
6 -	30.519	98.8	17.729	121.7	25.680	89.3	23.370	119.8	1:37.298 (3)	90.03	0.925	14:50:44.700
7 -	30.556	98.9	17.722	120.0	25.736	90.0	23.294	120.2	1:37.308	90.02	0.935	14:52:22.008
8 -	30.613	99.5	17.912	120.9	25.814	91.5	23.333	119.1	1:37.672	89.68	1.299	14:53:59.680
9 -	30.294	99.8	17.612	119.6	25.962	87.2	23.269	121.3	1:37.137 (2)	90.18	0.764	14:55:36.817
10 -	30.337	100.0	17.552	120.6	25.449	88.6	23.035	121.1	1:36.373 (1)	90.89		14:57:13.190

P16 20		Joel MARKLUND				KTM - Marklund Solutions / SP125						
IDEAL LAP TIME : 1:37.754		BEST LAP TIME : 1:37.993		DIFFERENCE : 0.239								
LAP	SECTOR 1	SECTOR 2	SECTOR 3	SECTOR 4	LAP TIME	MPH	DIFF	TIME OF DAY				
1 -	100.7	17.822	130.8	26.308	87.4	23.364	125.4	1:45.771	82.81	7.778	14:42:33.958	
2 -	31.419	101.5	17.723	128.0	25.989	89.0	23.348	125.4	1:38.479	88.95	0.486	14:44:12.437
3 -	31.148	101.0	17.815	127.3	26.154	87.6	23.396	124.2	1:38.513	88.92	0.520	14:45:50.950
4 -	31.108	102.2	17.845	127.3	26.067	88.8	23.338	123.8	1:38.358	89.06	0.365	14:47:29.308
5 -	31.577	101.8	17.742	127.3	25.992	88.0	23.470	124.0	1:38.781	88.67	0.788	14:49:08.089
6 -	31.654	101.6	17.639	127.0	25.815	89.7	23.371	124.7	1:38.479	88.95	0.486	14:50:46.568
7 -	31.178	101.2	17.678	128.0	26.145	89.9	23.354	125.2	1:38.355 (3)	89.06	0.362	14:52:24.923
8 -	30.985	102.4	17.624	128.0	25.990	89.5	23.408	124.5	1:38.007 (2)	89.37	0.014	14:54:02.930
9 -	30.977	101.3	17.684	127.0	25.913	88.7	23.419	124.2	1:37.993 (1)	89.39		14:55:40.923
10 -	31.271	101.5	17.710	127.3	26.368	87.6	23.343	124.5	1:38.692	88.75	0.699	14:57:19.615

P17 27		Josh HODGE				KTM - Team HPR						
IDEAL LAP TIME : 1:37.574		BEST LAP TIME : 1:37.826		DIFFERENCE : 0.252								
LAP	SECTOR 1	SECTOR 2	SECTOR 3	SECTOR 4	LAP TIME	MPH	DIFF	TIME OF DAY				
1 -	96.8	18.008	128.0	26.474	81.9	23.728	125.2	1:47.515	81.47	9.689	14:42:35.702	
2 -	31.357	99.2	17.716	127.5	25.895	85.5	23.568	124.2	1:38.536	88.89	0.710	14:44:14.238
3 -	30.946	100.3	17.724	127.8	26.444	82.8	23.401	124.5	1:38.515	88.91	0.689	14:45:52.753
4 -	30.968	100.3	17.662	127.0	25.926	84.0	23.389	124.2	1:37.945 (3)	89.43	0.119	14:47:30.698
5 -	30.864	98.1	17.710	127.5	25.986	85.2	23.317	124.5	1:37.877 (2)	89.49	0.051	14:49:08.575
6 -	30.947	101.2	17.878	125.2	26.006	86.1	23.322	125.6	1:38.153	89.24	0.327	14:50:46.728
7 -	31.251	101.5	17.749	128.0	26.063	85.3	23.296	125.2	1:38.359	89.05	0.533	14:52:25.087
8 -	31.080	100.9	17.670	128.3	26.002	87.7	23.368	124.5	1:38.120	89.27	0.294	14:54:03.207
9 -	30.925	101.0	17.768	127.0	25.752	86.8	23.381	125.4	1:37.826 (1)	89.54		14:55:41.033
10 -	31.332	102.2	17.723	128.0	26.026	90.0	23.620	122.6	1:38.701	88.75	0.875	14:57:19.734

Weather / Track : Bright / Dry

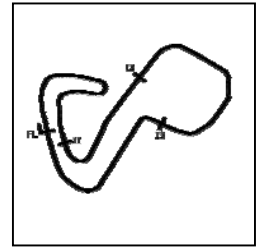
Brands Hatch GP
 Circuit Length = 2.4332 miles
 Start: 14:40 Flag 14:56 End: 14:57

MCRCB BULLETIN TK134

2017 MCE British Superbike Championship - Round 12

2017 HEL Performance British Motostar Championship

RACE 2 - SECTOR ANALYSIS



SECTOR 1 = FL to I1, SECTOR 2 = I1 to I2 SECTOR 3 = I2 to I3, SECTOR 4 = I3 to FL, DIFF = Difference To Personal Best Lap, P = Crossed Finish Line in Pit Lane, D = Time Disallowed

P18 89 S		T. Fox MORETON				Honda NSF - Banks Racing / Moto Engineering						
IDEAL LAP TIME : 1:37.633		BEST LAP TIME : 1:38.008				DIFFERENCE : 0.375						
LAP	SECTOR 1	SECTOR 2		SECTOR 3		SECTOR 4		LAP TIME	MPH	DIFF	TIME OF DAY	
1 -		97.6	18.099	126.1	26.316	87.9	23.542	122.6	1:46.939	81.91	8.931	14:42:35.126
2 -	31.287	97.6	17.936	124.0	25.797	88.5	23.537	120.0	1:38.557	88.88	0.549	14:44:13.683
3 -	31.051	100.3	17.842	124.5	26.035	91.3	23.365	119.4	1:38.293	89.11	0.285	14:45:51.976
4 -	31.091	97.8	17.889	123.5	25.821	90.4	23.276	120.4	1:38.077 (2)	89.31	0.069	14:47:30.053
5 -	31.239	101.2	17.966	123.1	26.232	85.4	23.434	119.6	1:38.871	88.59	0.863	14:49:08.924
6 -	31.224	101.6	17.811	122.0	26.159	88.0	23.244	121.1	1:38.438	88.98	0.430	14:50:47.362
7 -	31.192	98.3	18.217	122.6	26.264	91.3	23.347	119.4	1:39.020	88.46	1.012	14:52:26.382
8 -	31.320	101.3	17.709	124.2	25.990	92.9	23.551	119.1	1:38.570	88.86	0.562	14:54:04.952
9 -	31.089	100.6	17.716	123.3	25.911	91.0	23.292	119.8	1:38.008 (1)	89.37		14:55:42.960
10 -	31.304	98.1	17.801	125.9	26.027	90.8	23.076	119.1	1:38.208 (3)	89.19	0.200	14:57:21.168

P19 26 S		Scott OGDEN				Honda - Microlise Cresswell Racing						
IDEAL LAP TIME : 1:37.071		BEST LAP TIME : 1:37.717				DIFFERENCE : 0.646						
LAP	SECTOR 1	SECTOR 2		SECTOR 3		SECTOR 4		LAP TIME	MPH	DIFF	TIME OF DAY	
1 -		97.1	18.395	123.5	26.195	80.7	23.810	120.9	1:47.873	81.20	10.156	14:42:36.060
2 -	31.443	98.8	17.923	124.2	25.792	86.8	23.322	122.6	1:38.480	88.95	0.763	14:44:14.540
3 -	30.998	99.8	17.918	124.2	25.981	81.0	23.590	121.1	1:38.487	88.94	0.770	14:45:53.027
4 -	30.819	101.3	17.962	123.8	25.685	80.6	23.353	122.9	1:37.819	89.55	0.102	14:47:30.846
5 -	31.090	99.2	17.827	124.5	25.987	83.0	23.453	121.5	1:38.357	89.06	0.640	14:49:09.203
6 -	30.844	100.9	17.870	123.8	25.879	86.1	23.124	122.6	1:37.717 (1)	89.64		14:50:46.920
7 -	31.534	98.6	18.315	122.9	25.607	92.1	25.055	118.1	1:40.511	87.15	2.794	14:52:27.431
8 -	30.627	99.2	17.713	124.2	25.872	85.3	23.548	122.9	1:37.760 (2)	89.60	0.043	14:54:05.191
9 -	31.053	100.4	17.770	125.2	25.919	86.3	23.445	120.6	1:38.187	89.21	0.470	14:55:43.378
10 -	30.823	98.3	17.827	122.6	25.763	91.3	23.405	118.1	1:37.818 (3)	89.55	0.101	14:57:21.196

P20 45 S		Scott SWANN				Honda NSF - Swann Racing						
IDEAL LAP TIME : 1:37.724		BEST LAP TIME : 1:37.975				DIFFERENCE : 0.251						
LAP	SECTOR 1	SECTOR 2		SECTOR 3		SECTOR 4		LAP TIME	MPH	DIFF	TIME OF DAY	
1 -		97.9	18.161	122.9	26.183	81.8	23.842	119.1	1:46.963	81.89	8.988	14:42:35.150
2 -	31.523	98.5	18.168	120.9	26.553	86.0	23.736	119.6	1:39.980	87.61	2.005	14:44:15.130
3 -	30.790	98.9	18.057	121.3	25.749	85.8	23.585	121.1	1:38.181 (3)	89.22	0.206	14:45:53.311
4 -	30.820	99.7	17.958	122.6	25.679	85.8	23.667	118.7	1:38.124 (2)	89.27	0.149	14:47:31.435
5 -	30.696	99.5	18.057	122.9	25.727	88.4	23.495	120.4	1:37.975 (1)	89.40		14:49:09.410
6 -	30.959	99.5	17.873	122.4	26.002	87.9	23.691	118.1	1:38.525	88.90	0.550	14:50:47.935
7 -	30.677	100.3	18.221	122.2	26.390	90.4	23.608	118.5	1:38.896	88.57	0.921	14:52:26.831
8 -	30.741	97.5	17.874	120.2	26.008	89.4	23.626	119.4	1:38.249	89.15	0.274	14:54:05.080
9 -	30.730	97.3	18.039	118.9	25.908	87.0	23.674	116.5	1:38.351	89.06	0.376	14:55:43.431
10 -	31.004	98.2	17.954	122.4	25.813	89.0	23.584	117.5	1:38.355	89.06	0.380	14:57:21.786

P21 50 S		Aditya BEHAL				Honda NSF - Microlise Cresswell Racing						
IDEAL LAP TIME : 1:38.833		BEST LAP TIME : 1:39.273				DIFFERENCE : 0.440						
LAP	SECTOR 1	SECTOR 2		SECTOR 3		SECTOR 4		LAP TIME	MPH	DIFF	TIME OF DAY	
1 -		97.8	18.348	125.6	26.338	83.2	23.622	123.1	1:48.061	81.06	8.788	14:42:36.248
2 -	31.590	100.4	17.830	125.4	26.281	87.4	23.572	121.5	1:39.273 (1)	88.23		14:44:15.521
3 -	31.224	99.7	18.057	124.0	26.224	87.7	24.028	119.1	1:39.533 (2)	88.00	0.260	14:45:55.054
4 -	31.855	90.8	18.347	122.2	26.691	90.4	24.001	118.9	1:40.894	86.82	1.621	14:47:35.948
5 -	31.207	98.6	18.158	121.5	26.826	89.5	24.124	118.1	1:40.315 (3)	87.32	1.042	14:49:16.263
6 -	31.718	97.6	18.152	121.5	26.647	85.8	24.193	117.7	1:40.710	86.98	1.437	14:50:56.973
7 -	31.517	97.2	18.340	121.3	26.970	83.4	24.178	116.7	1:41.005	86.72	1.732	14:52:37.978
8 -	31.468	97.8	18.127	121.1	26.889	88.6	24.154	117.3	1:40.638	87.04	1.365	14:54:18.616
9 -	31.441	96.6	18.167	121.1	26.766	87.3	24.187	117.5	1:40.561	87.10	1.288	14:55:59.177
10 -	31.611	96.6	18.387	121.7	26.805	86.7	24.142	116.9	1:40.945	86.77	1.672	14:57:40.122

P22 48 S		Ewan POTTER				Honda NSF -					
IDEAL LAP TIME : 1:40.363		BEST LAP TIME : 1:40.698				DIFFERENCE : 0.335					
LAP	SECTOR 1	SECTOR 2		SECTOR 3		SECTOR 4		LAP TIME	MPH	DIFF	TIME OF DAY

Weather / Track : Bright / Dry

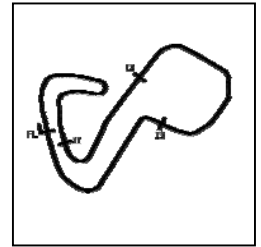
Brands Hatch GP
Circuit Length = 2.4332 miles
Start: 14:40 Flag 14:56 End: 14:57

MCRCB BULLETIN TK134

2017 MCE British Superbike Championship - Round 12

2017 HEL Performance British Motostar Championship

RACE 2 - SECTOR ANALYSIS



SECTOR 1 = FL to I1, SECTOR 2 = I1 to I2, SECTOR 3 = I2 to I3, SECTOR 4 = I3 to FL, DIFF = Difference To Personal Best Lap, P = Crossed Finish Line in Pit Lane, D = Time Disallowed

1 -		96.9	18.390	123.5	27.095	79.8	24.157	118.9	1:49.586	79.93	8.888	14:42:37.773
2 -	31.895	97.6	18.236	121.7	27.381	83.3	23.930	118.9	1:41.442	86.35	0.744	14:44:19.215
3 -	31.876	97.8	18.424	120.9	27.199	82.6	24.193	117.1	1:41.692	86.14	0.994	14:46:00.907
4 -	31.933	96.9	18.563	119.4	26.790	81.7	24.251	117.5	1:41.537	86.27	0.839	14:47:42.444
5 -	31.871	97.8	18.452	118.9	26.959	84.0	24.140	116.9	1:41.422	86.37	0.724	14:49:23.866
6 -	31.650	97.6	18.531	118.3	27.342	76.1	24.148	116.9	1:41.671	86.15	0.973	14:51:05.537
7 -	31.863	97.2	18.238	118.5	26.876	83.7	23.940	117.7	1:40.917 (2)	86.80	0.219	14:52:46.454
8 -	31.947	97.6	18.232	119.1	27.062	83.5	24.181	115.3	1:41.422	86.37	0.724	14:54:27.876
9 -	31.920	97.1	18.300	119.4	26.882	84.0	24.221	116.5	1:41.323 (3)	86.45	0.625	14:56:09.199
10 -	31.521	96.4	18.435	119.4	26.922	78.2	23.820	117.3	1:40.698 (1)	86.99		14:57:49.897

P23 13 S		Jacob CLARK				Honda NSF - Wilson Racing						
IDEAL LAP TIME : 1:40.263			BEST LAP TIME : 1:40.702			DIFFERENCE : 0.439						
LAP	SECTOR 1	SECTOR 2	SECTOR 3	SECTOR 4	LAP TIME	MPH	DIFF	TIME OF DAY				
1 -		94.3	18.414	121.7	27.087	81.9	23.964	120.2	1:49.654	79.88	8.952	14:42:37.841
2 -	32.156	94.2	18.230	122.0	27.380	81.2	23.766	118.7	1:41.532	86.27	0.830	14:44:19.373
3 -	31.850	94.2	18.452	121.1	27.212	82.0	24.174	116.7	1:41.688	86.14	0.986	14:46:01.061
4 -	31.911	93.8	18.602	120.2	26.837	80.9	24.123	114.5	1:41.473	86.32	0.771	14:47:42.534
5 -	32.057	96.0	18.607	118.3	26.698	81.2	24.063	119.4	1:41.425	86.36	0.723	14:49:23.959
6 -	31.839	94.3	18.350	120.4	27.062	83.6	24.075	116.7	1:41.326 (3)	86.45	0.624	14:51:05.285
7 -	31.670	94.7	18.502	117.3	26.629	85.4	24.047	116.3	1:40.848 (2)	86.86	0.146	14:52:46.133
8 -	31.949	93.3	18.543	117.1	27.243	83.1	24.035	118.3	1:41.770	86.07	1.068	14:54:27.903
9 -	32.095	95.7	18.359	120.9	26.807	83.1	24.098	116.5	1:41.359	86.42	0.657	14:56:09.262
10 -	31.674	95.0	18.386	120.2	26.597	84.2	24.045	116.1	1:40.702 (1)	86.98		14:57:49.964

Weather / Track : Bright / Dry

MCRCB BULLETIN TK135**2017 MCE British Superbike Championship - Round 12****2017 HEL Performance British Motostar Championship****RACE 2 - BEST SPEEDS**

POS	INTERMEDIATE 1			INTERMEDIATE 2			INTERMEDIATE 3			FINISH LINE		
	NO	NAME	MPH	NO	NAME	MPH	NO	NAME	MPH	NO	NAME	MPH
1	47	ARCHER	107.0	19	RODRIGUEZ	133.1	1	BOOTH-AMOS	99.1	19	RODRIGUEZ	130.8
2	19	RODRIGUEZ	106.3	15	McMANUS	133.1	30	COOK	95.5	3	KERR	129.5
3	1	BOOTH-AMOS	105.6	1	BOOTH-AMOS	132.6	19	RODRIGUEZ	94.3	1	BOOTH-AMOS	129.3
4	15	McMANUS	105.6	47	ARCHER	132.6	47	ARCHER	94.2	15	McMANUS	129.3
5	64	DURHAM	105.3	79	STACEY	132.3	3	KERR	93.9	79	STACEY	129.3
6	79	STACEY	105.1	64	DURHAM	131.5	55	SCOTT	93.7	47	ARCHER	128.5
7	3	KERR	105.0	44	BEST	131.5	15	McMANUS	93.5	64	DURHAM	128.5
8	44	BEST	105.0	54	BURMAN	131.0	54	BURMAN	93.4	44	BEST	128.5
9	34	DELVES	104.8	34	DELVES	130.8	89	MORETON	92.9	34	DELVES	127.8
10	54	BURMAN	104.8	20	MARKLUND	130.8	25	BROUWERS	92.6	54	BURMAN	127.8
11	20	MARKLUND	102.4	3	KERR	130.5	26	OGDEN	92.1	25	BROUWERS	126.1
12	25	BROUWERS	102.2	27	HODGE	128.3	34	DELVES	92.0	27	HODGE	125.6
13	27	HODGE	102.2	25	BROUWERS	127.8	44	BEST	91.8	20	MARKLUND	125.4
14	89	MORETON	101.6	89	MORETON	126.1	56	ATKINS	91.5	56	ATKINS	123.1
15	26	OGDEN	101.3	50	BEHAL	125.6	64	DURHAM	90.8	50	BEHAL	123.1
16	56	ATKINS	100.7	26	OGDEN	125.2	45	SWANN	90.4	30	COOK	122.9
17	30	COOK	100.6	2	STRUDWICK	124.9	50	BEHAL	90.4	26	OGDEN	122.9
18	50	BEHAL	100.4	30	COOK	124.5	2	STRUDWICK	90.1	89	MORETON	122.6
19	45	SWANN	100.3	48	POTTER	123.5	27	HODGE	90.0	2	STRUDWICK	121.3
20	2	STRUDWICK	100.1	45	SWANN	122.9	20	MARKLUND	89.9	45	SWANN	121.1
21	55	SCOTT	99.2	56	ATKINS	122.0	79	STACEY	88.3	55	SCOTT	120.4
22	48	POTTER	97.8	13	CLARK	122.0	13	CLARK	85.4	13	CLARK	120.2
23	13	CLARK	96.0	55	SCOTT	119.8	48	POTTER	84.0	48	POTTER	118.9
24												
25												
26												

Weather / Track : Bright / Dry

Results can be found at www.tsl-timing.com

Brands Hatch GP

Circuit Length = 2.4332 miles

Start: 14:40 Flag 14:56 End: 14:57

Printed - 15:00 Saturday, 14 October 2017

MCRCB BULLETIN TK136

2017 MCE British Superbike Championship - Round 12

2017 HEL Performance British Motostar Championship

RACE 2 - BEST SECTORS

SECTOR 1				SECTOR 2				SECTOR 3				SECTOR 4				IDEAL / BEST COMPARISON		
POS	NO	NAME	TIME	NO	NAME	TIME	NO	NAME	TIME	NO	NAME	TIME	POS	NO	NAME	IDEAL	BEST	DIFF
																PERFECT LAP	1:32.364	
1	1	BOOTH-A	29.077	47	ARCHER	16.772	1	BOOTH-A	24.273	1	BOOTH-A	22.242	1	1	BOOTH-AMOS	1:32.416	1:32.497	0.081
2	47	ARCHER	29.233	1	BOOTH-A	16.824	47	ARCHER	24.373	47	ARCHER	22.255	2	47	ARCHER	1:32.633	1:32.675	0.042
3	64	DURHAM	29.718	19	RODRIGU	17.071	25	BROUWER	24.711	44	BEST	22.467	3	64	DURHAM	1:34.118	1:34.358	0.240
4	15	McMANUS	29.902	15	McMANUS	17.082	64	DURHAM	24.807	19	RODRIGU	22.471	4	19	RODRIGUEZ	1:34.552	1:35.074	0.522
5	25	BROUWER	29.922	64	DURHAM	17.118	34	DELVES	24.817	64	DURHAM	22.475	5	3	KERR	1:34.646	1:35.038	0.392
6	19	RODRIGU	29.964	44	BEST	17.139	3	KERR	24.965	3	KERR	22.489	6	34	DELVES	1:34.714	1:35.072	0.358
7	34	DELVES	29.980	54	BURMAN	17.185	19	RODRIGU	25.046	25	BROUWER	22.576	7	44	BEST	1:34.748	1:35.224	0.476
8	3	KERR	29.999	3	KERR	17.193	44	BEST	25.052	15	McMANUS	22.584	8	25	BROUWERS	1:34.753	1:35.013	0.260
9	79	STACEY	30.034	79	STACEY	17.267	79	STACEY	25.056	34	DELVES	22.624	9	15	McMANUS	1:34.864	1:35.030	0.166
10	44	BEST	30.090	34	DELVES	17.293	30	COOK	25.209	79	STACEY	22.665	10	79	STACEY	1:35.022	1:35.258	0.236
11	30	COOK	30.102	25	BROUWER	17.544	55	SCOTT	25.283	30	COOK	22.902	11	30	COOK	1:35.881	1:36.274	0.393
12	2	STRUDWI	30.142	56	ATKINS	17.552	15	McMANUS	25.296	54	BURMAN	22.939	12	54	BURMAN	1:36.076	1:36.146	0.070
13	55	SCOTT	30.188	20	MARKLUN	17.624	56	ATKINS	25.449	56	ATKINS	23.035	13	56	ATKINS	1:36.330	1:36.373	0.043
14	56	ATKINS	30.294	27	HODGE	17.662	2	STRUDWI	25.473	2	STRUDWI	23.075	14	2	STRUDWICK	1:36.359	1:36.715	0.356
15	54	BURMAN	30.336	30	COOK	17.668	26	OGDEN	25.607	89	MORETON	23.076	15	55	SCOTT	1:36.403	1:36.653	0.250
16	26	OGDEN	30.627	2	STRUDWI	17.669	54	BURMAN	25.616	26	OGDEN	23.124	16	26	OGDEN	1:37.071	1:37.717	0.646
17	45	SWANN	30.677	89	MORETON	17.709	45	SWANN	25.679	55	SCOTT	23.222	17	27	HODGE	1:37.574	1:37.826	0.252
18	27	HODGE	30.864	55	SCOTT	17.710	27	HODGE	25.752	27	HODGE	23.296	18	89	MORETON	1:37.633	1:38.008	0.375
19	20	MARKLUN	30.977	26	OGDEN	17.713	89	MORETON	25.797	20	MARKLUN	23.338	19	45	SWANN	1:37.724	1:37.975	0.251
20	89	MORETON	31.051	50	BEHAL	17.830	20	MARKLUN	25.815	45	SWANN	23.495	20	20	MARKLUND	1:37.754	1:37.993	0.239
21	50	BEHAL	31.207	45	SWANN	17.873	50	BEHAL	26.224	50	BEHAL	23.572	21	50	BEHAL	1:38.833	1:39.273	0.440
22	48	POTTER	31.521	13	CLARK	18.230	13	CLARK	26.597	13	CLARK	23.766	22	13	CLARK	1:40.263	1:40.702	0.439
23	13	CLARK	31.670	48	POTTER	18.232	48	POTTER	26.790	48	POTTER	23.820	23	48	POTTER	1:40.363	1:40.698	0.335
24																		
25																		
26																		

Weather / Track : Bright / Dry

Results can be found at www.tsl-timing.com

Brands Hatch GP
 Circuit Length = 2.4332 miles
 Start: 14:40 Flag 14:56 End: 14:57

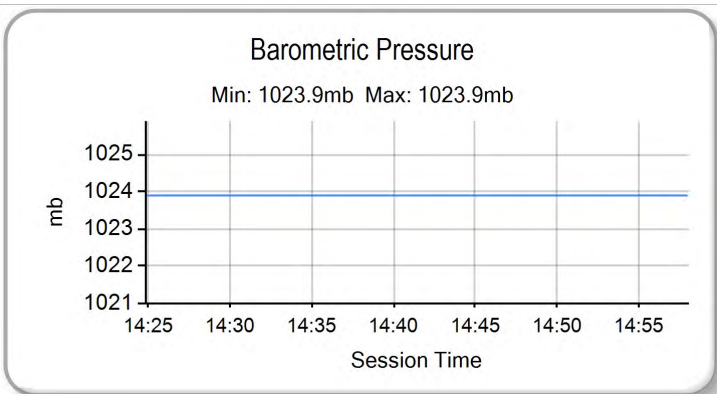
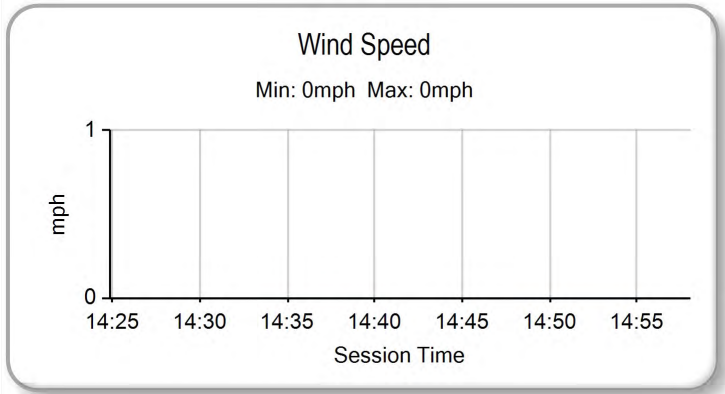
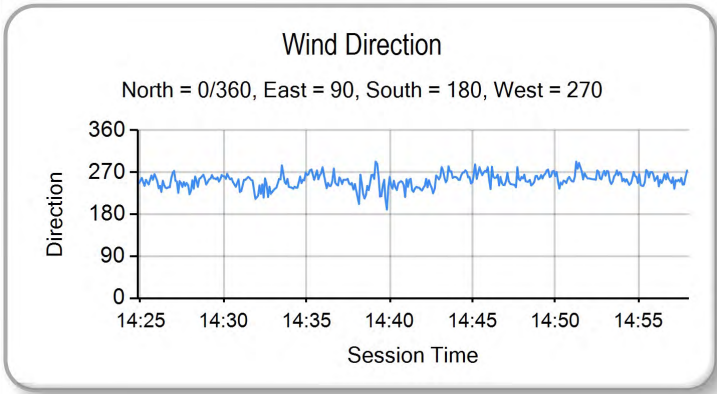
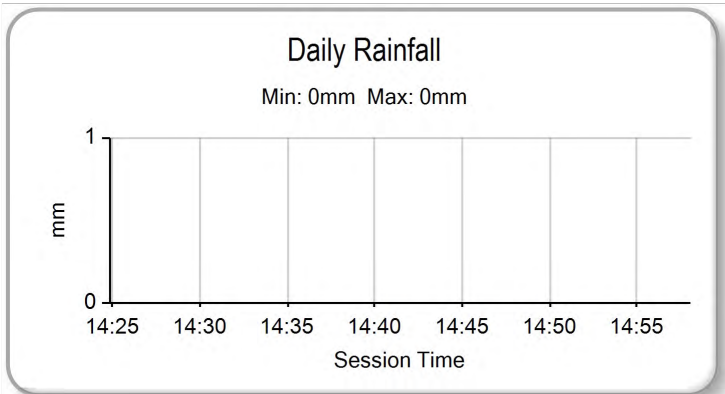
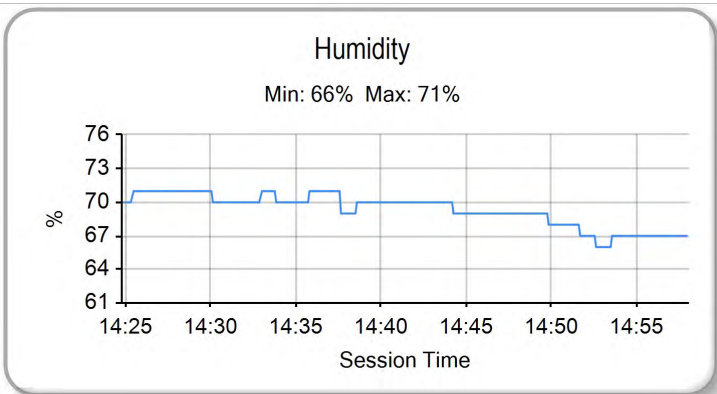
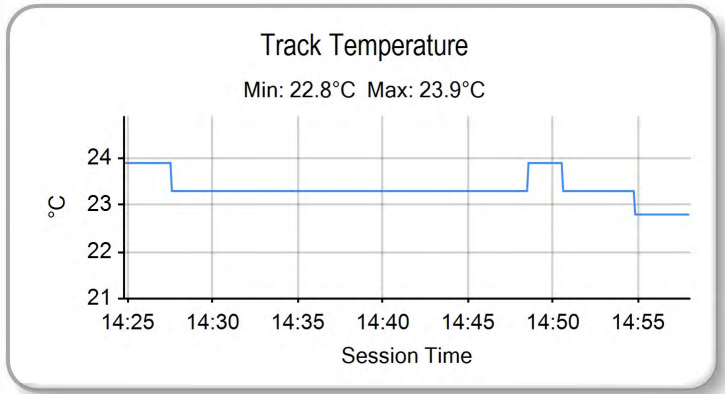
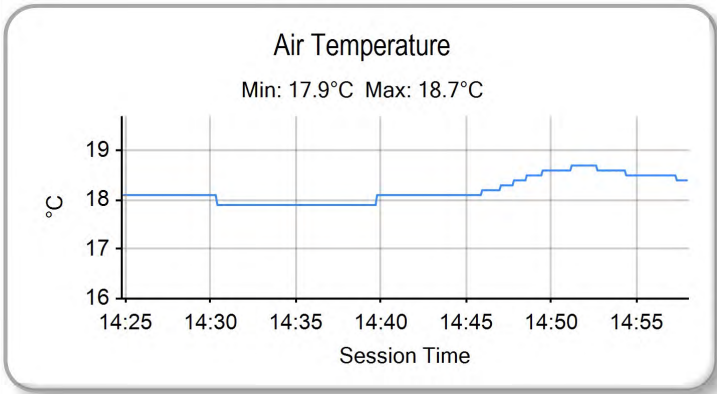
Printed - 15:00 Saturday, 14 October 2017

MCRCB BULLETIN TK137

2017 MCE British Superbike Championship - Round 12

2017 HEL Performance British Motostar Championship

RACE 2 - WEATHER CONDITIONS



Weather / Track : Bright / Dry

Results can be found at www.tsl-timing.com

Brands Hatch GP
Circuit Length = 2.4332 miles
Start: 14:40 Flag 14:56 End: 14:57

Printed - 15:01 Saturday, 14 October 2017

MCRCB BULLETIN TK138

2017 HEL Performance British Motostar Championship

MOTO 3 GP POINTS AFTER ROUND 22

	TOTAL	GAP	DIFF	31st March-2nd April Donington Park	14th-17th April Brands Hatch Indy	29th April-1st May Oulton Park	16th-18th June Knockhill	30th June-2nd July Snetterton	21st-23rd July Brands Hatch GP	4th-6th August Thruxton	18th-20th August Cadwell Park	8th-10th September Silverstone	15th-17th September Oulton Park	29th Sept-1st October Assen	13th-15th October Brands Hatch - GP
Tom BOOTH-AMOS	445			25	25 25	25		25 25	25 25	25 20	25 25	25 25	25 25	25 25	25
Jake ARCHER	383	62		11 11	20 20	13	25 25	20 20	11 20	16 25	20 20	20 20	20 6	20 20	20
Storm STACEY	230	215	153	13 16	16	6	11 20	16 13	16 11	6 11	11 9	9 7	9 20	10	8
Richard KERR	219	226	11	20	13	9	20 11	10	10 7	10 13	16 13	11 11	16 16	13	11
Eugene McMANUS	194	251	25	16 13	16	20	16		13 16	20	13 11	13	13	6 8	10
Edmund BEST	165	280	29	9 6	11	10		13 16	9 8	7	10 7	13 10	11	16 9	9
Edward RENDELL	159	286	6			7	10 10	9	20 13	13 16	16	16 16		13	
Asher DURHAM	149	296	10	5 8	13 8	3	13 9		9	9 9	9 10	8	7 11	7 11	16
Jorel BOERBOOM	122	323	27	7 10	7 5	5	9	11	5 6	5	7 8	10 5	10	8 4	
Mike BROUWERS	121	324	1	6 9	10 7	8	7 6	7	4	8 10	5 3	8 3	6	11 3	6
Liam DELVES	113	332	8	4 5	11 9		8	9 8	7 5	3 7	4	7 4	8 7	7 7	
Elliot LODGE	98	347	15	25		11	16	10		4	8 6	3 6		3 6	
Joel MARKLUND	80	365	18	8 7	9 6	4	8 7	8	3 3	2		4 1	5 5		4
Tom CARNE	79	366	1	2	5 4		3	11	8 10	11		2	13 10		
Sam LLEWELLYN	71	374	8		10	1	5 4		6 4	5 8		9	4 9	4 2	
Stephen CAMPBELL	53	392	18	1 4	8 3		3	6 3		3	4 1	6	2 8	1	
Taz TAYLOR	49	396	4	20		16	13								
Josh HODGE	48	397	1	3	4 1		5	7 4	2 1	4 6	5	5	1		3
Sam BURMAN	44	401	4	3	6 2	2	4 1	5	1 2	1 2	6 2	2	3	2	5
Ryan van de LAGEMAAT	26	419	18											10 16	
James HOBSON	19	426	7				6 2	5 6							
Brandon PAASCH	14	431	5											9 5	
Lee HINDLE	10	435	4	10											
William SVARD	5	440	5											5	
Victor RODRIGUEZ	0	445	5												13

MCRCB BULLETIN TK139

2017 HEL Performance British Motostar Championship

MOTO 3 STANDARD POINTS AFTER ROUND 22

	TOTAL	GAP	DIFF	31st March-2nd April Donington Park	14th-17th April Brands Hatch Indy	29th April-1st May Oulton Park	16th-18th June Knockhill	30th June-2nd July Snetterton	21st-23rd July Brands Hatch GP	4th-6th August Thruxton	18th-20th August Cadwell Park	8th-10th September Silverstone	15th-17th September Oulton Park	29th Sept-1st October Assen	13th-15th October Brands Hatch - GP
Max COOK	476			25 25	25 25	25	25 25	6 20	25 25	25 25	25 20	20 25	20 25	20 20	16
Victor RODRIGUEZ	369	107		20 20	16	13	20 20	20 25	13	13 16	20 25	25 20	25 20	13 25	
Thomas STRUDWICK	294	182	75	11 16	20 20	20	16	25 16	20	20	13	16 16	13 11	25 16	25
Jack SCOTT	282	194	12	10 11	11 13	16	16 13	16 13	16 20	13	16 16	11 13	16 16	16 10	20
Charlie ATKINS	212	264	70	8	8	10	13 11	13 11	11 16	20 11	13 11	10 9	10 7	7 13	13
T. Fox MORETON	172	304	40	9 6	6 7	8	9 9	9 10	7 13	16 10	8 4	4 8	11 8	10	11
Cameron HORSMAN	168	308	4	16 13	13 16	11		10 6	10 10	11 7	11 10	13 11			
Scott SWANN	153	323	15	8 9	7 8	7	11	7 7	6 11	5 6	10 8	7	6 13	8 9	9
Ross TURNER	150	326	3	3	4 6	7	10 10	11 9	9 9	10 8	9 7	9 10	9 10		
Shane FABER	99	377	51	13 10	10 11	9		3		7	7 6	5 5	7 6		
Ewan POTTER	85	391	14	7 5	3 5	5	8 7	5 4	5 8	6 4	6 5	2			7
Scott OGDEN	68	408	17							9 9	9	8 7	8 9	9	10
Jacob CLARK	60	416	8					4 5	3 7	8 5	5 3	6 6		8	6
Luke HOPKINS	38	438	22		5 9			8 8	8						
Elliot PINSON	26	450	12	7	9 10										
Asher DURHAM	22	454	4											11 11	
Tom ALEXANDER	15	461	7	6 4	1	4									
Rishon HICKEY	15	461	0				7 8								
Aditya BEHAL	14	462	1									1 3	5 5		8
Myles WASLEY	7	469	7									3 4			
Connall COURTNEY	6	470	1		2				4						



ROW 10		28	23	Sam LLEWELLYN	
ROW 9		27	99	Stephen CAMPBELL	1:40.702
		26	13	Jacob CLARK	1:40.698
		25	48	Ewan POTTER	
ROW 8	1:39.273	24	50	Aditya BEHAL	1:38.008
		23	89	T. Fox MORETON	
		22	52	Jorel BOERBOOM	
ROW 7	1:37.993	21	20	Joel MARKLUND	1:37.975
		20	45	Scott SWANN	1:37.826
		19	27	Josh HODGE	
ROW 6	1:37.717	18	26	Scott OGDEN	1:36.715
		17	2	Thomas STRUDWICK	1:36.653
		16	55	Jack SCOTT	
ROW 5	1:36.373	15	56	Charlie ATKINS	1:36.274
		14	30	Max COOK	
		13	12	Edward RENDELL	
ROW 4	1:36.146	12	54	Sam BURMAN	1:35.258
		11	79	Storm STACEY	1:35.224
		10	44	Edmund BEST	
ROW 3		9	35	Elliot LODGE	1:35.074
		8	19	Victor RODRIGUEZ	1:35.072
		7	34	Liam DELVES	
ROW 2	1:35.038	6	3	Richard KERR	1:35.030
		5	15	Eugene McMANUS	1:35.013
		4	25	Mike BROUWERS	
ROW 1	1:34.358	3	64	Asher DURHAM	1:32.675
		2	47	Jake ARCHER	1:32.497
		1	1	Tom BOOTH-AMOS	
				Pole	

Brands Hatch GP
Circuit Length = 2.4332 miles

These results are provisional until the conclusion of any judicial and technical matters.

Race Director :	Stewards :	Timekeeper :
-----------------	------------	--------------

Results can be found at www.britishsuperbike.com

Printed - 14:59 Saturday, 14 October 2017



MCRCB BULLETIN TK199**2017 MCE British Superbike Championship - Round 12****2017 HEL Performance British Motostar Championship****WARM-UP - CLASSIFICATION**

POS	NO	CL	PIC NAME	ENTRY	TIME	ON	LAPS	GAP	DIFF	MPH
1	1		1 Tom BOOTH-AMOS	KTM - City Lifting RS Racing	1:33.406	5	5			93.78
2	47		2 Jake ARCHER	KTM - City Lifting RS Racing	1:33.474	5	5	0.068	0.068	93.71
3	64		3 Asher DURHAM	Mahindra - Microlise Cresswell Racing	1:35.357	5	5	1.951	1.883	91.86
4	3		4 Richard KERR	KTM - North West Racing	1:35.641	5	5	2.235	0.284	91.59
5	34		5 Liam DELVES	DR-Moto - Stauff Connect Academy / Dr-Moto	1:36.294	4	5	2.888	0.653	90.96
6	15		6 Eugene McMANUS	KTM - RS Racing / E15 Racing	1:36.380	2	4	2.974	0.086	90.88
7	19		7 Victor RODRIGUEZ	KTM - GA Competition	1:36.432	2	4	3.026	0.052	90.83
8	12		8 Edward RENDELL	KTM - Banks Racing	1:36.579	5	5	3.173	0.147	90.70
9	25		9 Mike BROUWERS	APG Moto - TEC7-Joma / Brouwersracingteam	1:37.242	3	5	3.836	0.663	90.08
10	44		10 Edmund BEST	KTM - SymCirrus Motorsport	1:37.417	5	5	4.011	0.175	89.92
11	35		11 Elliot LODGE	FTR - Spike Racing / SP125	1:37.761	5	5	4.355	0.344	89.60
12	30	S	1 Max COOK	Honda NSF - Wilson Racing	1:37.823	5	5	4.417	0.062	89.54
13	54		12 Sam BURMAN	KTM - TeamWNT / Burman Racing	1:37.836	5	5	4.430	0.013	89.53
14	56	S	2 Charlie ATKINS	Honda NSF - Wilson Racing	1:38.305	5	5	4.899	0.469	89.10
15	55	S	3 Jack SCOTT	Honda NSF - J J Racing	1:38.515	5	5	5.109	0.210	88.91
16	20		13 Joel MARKLUND	KTM - Marklund Solutions / SP125	1:38.892	5	5	5.486	0.377	88.57
17	52		14 Jorel BOERBOOM	Kalex KTM - Fireplace Warehouse	1:39.007	2	5	5.601	0.115	88.47
18	2	S	4 Thomas STRUDWICK	Honda NSF - Case Moto Rapido Moto3	1:39.425	4	4	6.019	0.418	88.10
19	99		15 Stephen CAMPBELL	Honda - Campbell Racing	1:39.566	5	5	6.160	0.141	87.98
20	26	S	5 Scott OGDEN	Honda - Microlise Cresswell Racing	1:39.951	4	4	6.545	0.385	87.64
21	45	S	6 Scott SWANN	Honda NSF - Swann Racing	1:39.970	4	4	6.564	0.019	87.62
22	89	S	7 T. Fox MORETON	Honda NSF - Banks Racing / Moto Engineering	1:41.058	4	5	7.652	1.088	86.68
23	13	S	8 Jacob CLARK	Honda NSF - Wilson Racing	1:42.659	3	5	9.253	1.601	85.32
24	50	S	9 Aditya BEHAL	Honda NSF - Microlise Cresswell Racing	1:42.739	5	5	9.333	0.080	85.26
25	48	S	10 Ewan POTTER	Honda NSF -	1:45.797	4	5	12.391	3.058	82.79
26	27		16 Josh HODGE	KTM - Team HPR			0			
27	23		17 Sam LLEWELLYN	KTM - SymCirrus Motorsport			0			

Weather / Track : Bright / Dry

These results are provisional until the conclusion of any judicial and technical matters.

Brands Hatch GP

Circuit Length = 2.4332 miles

Start: 10:48 Flag 10:56 End: 10:57

Race Director :	Stewards :	Timekeeper :
-----------------	------------	--------------

Results can be found at www.britishsuperbike.com

Printed - 10:58 Sunday, 15 October 2017

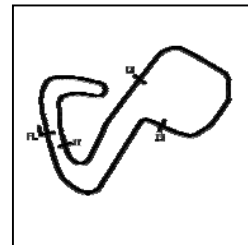


MCRCB BULLETIN TK200

2017 MCE British Superbike Championship - Round 12

2017 HEL Performance British Motostar Championship

WARM-UP - SECTOR ANALYSIS



SECTOR 1 = FL to I1, SECTOR 2 = I1 to I2 SECTOR 3 = I2 to I3, SECTOR 4 = I3 to FL, DIFF = Difference To Personal Best Lap, P = Crossed Finish Line in Pit Lane, D = Time Disallowed

P1		1		Tom BOOTH-AMOS				KTM - City Lifting RS Racing				
IDEAL LAP TIME :		1:33.268		BEST LAP TIME :		1:33.406		DIFFERENCE :		0.138		
LAP	SECTOR 1	SECTOR 2	SECTOR 3	SECTOR 4	LAP TIME	MPH	DIFF	TIME OF DAY				
1 -	30.867	102.9	17.351	129.5	25.163	92.4	23.244	127.5	1:36.625	90.65	3.219	10:51:18.989
2 -	30.553	92.9	17.170	130.8	25.008	91.5	22.490	128.0	1:35.221	91.99	1.815	10:52:54.210
3 -	29.626	104.5	16.971	130.8	24.675	93.2	22.308	128.3	1:33.580 (2)	93.60	0.174	10:54:27.790
4 -	29.533	104.0	17.040	129.3	24.996	95.1	22.327	125.9	1:33.896 (3)	93.29	0.490	10:56:01.686
5 -	29.475	104.8	17.109	130.0	24.535	95.8	22.287	127.8	1:33.406 (1)	93.78		10:57:35.092

P2		47		Jake ARCHER				KTM - City Lifting RS Racing				
IDEAL LAP TIME :		1:33.334		BEST LAP TIME :		1:33.474		DIFFERENCE :		0.140		
LAP	SECTOR 1	SECTOR 2	SECTOR 3	SECTOR 4	LAP TIME	MPH	DIFF	TIME OF DAY				
1 -	30.307	102.2	17.221	130.8	25.132	88.8	22.820	129.5	1:35.480	91.74	2.006	10:51:19.068
2 -	29.793	104.8	17.081	130.0	24.934	88.1	22.752	126.8	1:34.560	92.63	1.086	10:52:53.628
3 -	29.554	105.1	16.972	130.5	24.839	89.5	22.575	126.6	1:33.940 (2)	93.24	0.466	10:54:27.568
4 -	29.800	103.8	16.964	130.0	24.876	92.8	22.521	126.3	1:34.161 (3)	93.03	0.687	10:56:01.729
5 -	29.491	106.1	17.104	130.5	24.645	90.8	22.234	130.0	1:33.474 (1)	93.71		10:57:35.203

P3		64		Asher DURHAM				Mahindra - Microlise Cresswell Racing				
IDEAL LAP TIME :		1:35.357		BEST LAP TIME :		1:35.357		DIFFERENCE :		0.000		
LAP	SECTOR 1	SECTOR 2	SECTOR 3	SECTOR 4	LAP TIME	MPH	DIFF	TIME OF DAY				
1 -	OUTLAP	86.9	19.733	127.8	27.236	82.7	23.721	127.5	1:43.763	84.42	8.406	10:50:00.715
2 -	32.228	99.5	17.855	129.5	25.740	84.0	23.207	128.0	1:39.030	88.45	3.673	10:51:39.745
3 -	30.903	103.5	17.373	131.3	25.442	86.1	22.965	127.5	1:36.683 (3)	90.60	1.326	10:53:16.428
4 -	30.726	102.4	17.661	130.0	25.049	88.1	22.907	126.3	1:36.343 (2)	90.92	0.986	10:54:52.771
5 -	30.314	103.5	17.319	130.0	25.025	89.7	22.699	127.8	1:35.357 (1)	91.86		10:56:28.128

P4		3		Richard KERR				KTM - North West Racing				
IDEAL LAP TIME :		1:35.641		BEST LAP TIME :		1:35.641		DIFFERENCE :		0.000		
LAP	SECTOR 1	SECTOR 2	SECTOR 3	SECTOR 4	LAP TIME	MPH	DIFF	TIME OF DAY				
1 -	OUTLAP	101.5	18.543	127.8	26.662	87.8	23.488	125.4	1:43.601	84.55	7.960	10:49:46.352
2 -	30.942	101.3	17.764	128.8	25.612	90.3	23.151	125.9	1:37.469	89.87	1.828	10:51:23.821
3 -	30.518	103.0	17.524	128.5	25.424	91.9	23.091	125.6	1:36.557 (2)	90.72	0.916	10:53:00.378
4 -	30.478	102.6	17.594	127.8	25.467	91.9	23.039	124.7	1:36.578 (3)	90.70	0.937	10:54:36.956
5 -	30.220	103.2	17.407	128.0	25.193	91.5	22.821	125.9	1:35.641 (1)	91.59		10:56:12.597

P5		34		Liam DELVES				DR-Moto - Stauff Connect Academy / Dr-Moto				
IDEAL LAP TIME :		1:36.050		BEST LAP TIME :		1:36.294		DIFFERENCE :		0.244		
LAP	SECTOR 1	SECTOR 2	SECTOR 3	SECTOR 4	LAP TIME	MPH	DIFF	TIME OF DAY				
1 -	OUTLAP	97.9	18.776	126.3	27.121	85.0	23.844	124.7	1:45.460	83.06	9.166	10:49:48.607
2 -	30.846	101.0	17.841	126.3	25.912	88.5	23.411	124.9	1:38.010	89.37	1.716	10:51:26.617
3 -	30.441	101.0	17.682	127.5	25.407	91.1	23.074	125.4	1:36.604 (3)	90.67	0.310	10:53:03.221
4 -	30.229	101.3	17.570	127.8	25.184	89.9	23.311	123.1	1:36.294 (1)	90.96		10:54:39.515
5 -	30.222	101.2	17.710	125.9	25.275	90.9	23.155	125.4	1:36.362 (2)	90.90	0.068	10:56:15.877

P6		15		Eugene McMANUS				KTM - RS Racing / E15 Racing				
IDEAL LAP TIME :		1:36.017		BEST LAP TIME :		1:36.380		DIFFERENCE :		0.363		
LAP	SECTOR 1	SECTOR 2	SECTOR 3	SECTOR 4	LAP TIME	MPH	DIFF	TIME OF DAY				
1 -	30.733	103.8	17.403	131.8	25.959	90.6	23.073	127.3	1:37.168 (3)	90.15	0.788	10:51:21.638
2 -	30.534	103.7	17.237	131.3	25.754	89.8	22.855	127.0	1:36.380 (1)	90.88		10:52:58.018
3 -	30.247	104.8	17.377	129.8	26.940	81.0	23.542	126.8	1:38.106	89.28	1.726	10:54:36.124
4 -	30.329	105.0	17.161	131.5	25.924	85.2	23.080	125.6	1:36.494 (2)	90.78	0.114	10:56:12.618

P7		19		Victor RODRIGUEZ				KTM - GA Competition				
IDEAL LAP TIME :		1:36.013		BEST LAP TIME :		1:36.432		DIFFERENCE :		0.419		
LAP	SECTOR 1	SECTOR 2	SECTOR 3	SECTOR 4	LAP TIME	MPH	DIFF	TIME OF DAY				
1 -	30.801	103.4	17.617	128.5	26.066	89.2	22.978	125.6	1:37.462	89.87	1.030	10:51:21.684

Weather / Track : Bright / Dry

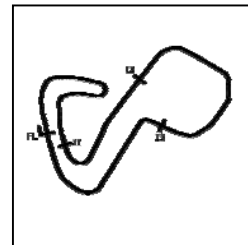
Brands Hatch GP
Circuit Length = 2.4332 miles
Start: 10:48 Flag 10:56 End: 10:57

MCRCB BULLETIN TK200

2017 MCE British Superbike Championship - Round 12

2017 HEL Performance British Motostar Championship

WARM-UP - SECTOR ANALYSIS



SECTOR 1 = FL to I1, SECTOR 2 = I1 to I2 SECTOR 3 = I2 to I3, SECTOR 4 = I3 to FL, DIFF = Difference To Personal Best Lap, P = Crossed Finish Line in Pit Lane, D = Time Disallowed

2 -	30.654	103.5	17.359	130.5	25.619	86.4	22.800	127.3	1:36.432 (1)	90.83		10:52:58.116
3 -	30.342	104.6	17.252	130.0	25.857	91.1	23.684	124.0	1:37.135 (2)	90.18	0.703	10:54:35.251
4 -	30.537	103.5	17.544	127.8	26.027	88.7	23.281	124.2	1:37.389 (3)	89.94	0.957	10:56:12.640

P8	12	Edward RENDELL					KTM - Banks Racing					
IDEAL LAP TIME : 1:36.579		BEST LAP TIME : 1:36.579				DIFFERENCE : 0.000						
LAP	SECTOR 1	SECTOR 2		SECTOR 3		SECTOR 4		LAP TIME	MPH	DIFF	TIME OF DAY	
1 -	OUTLAP	92.6	19.591	120.9	28.686	77.0	24.722	121.7	1:47.603	81.40	11.024	10:50:11.814
2 -	31.726	98.3	18.188	123.3	26.445	84.3	23.581	122.9	1:39.940	87.65	3.361	10:51:51.754
3 -	30.923	101.0	17.843	124.2	25.705	86.2	23.273	123.1	1:37.744 (2)	89.62	1.165	10:53:29.498
4 -	30.431	100.1	17.959	124.9	26.237	83.7	23.841	122.0	1:38.468 (3)	88.96	1.889	10:55:07.966
5 -	30.427	101.6	17.622	125.4	25.270	85.4	23.260	127.3	1:36.579 (1)	90.70		10:56:44.545

P9	25	Mike BROUWERS					APG Moto - TEC7-Joma / Brouwersracingteam					
IDEAL LAP TIME : 1:37.229		BEST LAP TIME : 1:37.242				DIFFERENCE : 0.013						
LAP	SECTOR 1	SECTOR 2		SECTOR 3		SECTOR 4		LAP TIME	MPH	DIFF	TIME OF DAY	
1 -	OUTLAP	99.5	18.516	125.2	26.492	83.2	23.927	122.2	1:43.842	84.35	6.600	10:49:46.877
2 -	31.014	98.6	18.064	123.8	25.429	90.3	23.291	121.7	1:37.798 (3)	89.57	0.556	10:51:24.675
3 -	30.553	100.0	18.008	124.0	25.429	89.5	23.252	121.3	1:37.242 (1)	90.08		10:53:01.917
4 -	30.540	99.1	18.022	123.1	25.534	90.1	24.360	120.2	1:38.456	88.97	1.214	10:54:40.373
5 -	30.646	99.2	18.169	122.4	25.552	88.5	23.373	121.1	1:37.740 (2)	89.62	0.498	10:56:18.113

P10	44	Edmund BEST					KTM - SymCirrus Motorsport					
IDEAL LAP TIME : 1:37.399		BEST LAP TIME : 1:37.417				DIFFERENCE : 0.018						
LAP	SECTOR 1	SECTOR 2		SECTOR 3		SECTOR 4		LAP TIME	MPH	DIFF	TIME OF DAY	
1 -	OUTLAP	91.8	18.646	127.3	27.440	82.2	23.677	126.8	1:45.997	82.64	8.580	10:49:49.882
2 -	31.123	101.8	17.897	128.0	26.368	87.4	23.313	124.5	1:38.701 (3)	88.75	1.284	10:51:28.583
3 -	31.520	100.6	18.006	128.0	26.134	87.3	23.203	124.9	1:38.863	88.60	1.446	10:53:07.446
4 -	30.925	101.6	17.695	127.5	25.884	88.4	23.252	124.0	1:37.756 (2)	89.60	0.339	10:54:45.202
5 -	30.718	101.6	17.675	127.5	25.902	89.4	23.122	125.2	1:37.417 (1)	89.92		10:56:22.619

P11	35	Elliot LODGE					FTR - Spike Racing / SP125					
IDEAL LAP TIME : 1:37.642		BEST LAP TIME : 1:37.761				DIFFERENCE : 0.119						
LAP	SECTOR 1	SECTOR 2		SECTOR 3		SECTOR 4		LAP TIME	MPH	DIFF	TIME OF DAY	
1 -	OUTLAP	97.6	18.724	122.9	29.221	76.0	24.559	124.7	1:48.318	80.87	10.557	10:50:37.322
2 -	33.627	87.2	18.955	125.9	26.838	79.7	23.904	123.1	1:43.324	84.78	5.563	10:52:20.646
3 -	31.581	101.6	17.776	126.8	27.049	80.2	23.974	124.2	1:40.380 (3)	87.26	2.619	10:54:01.026
4 -	31.073	102.6	17.719	125.9	26.102	83.3	23.252	124.5	1:38.146 (2)	89.25	0.385	10:55:39.172
5 -	30.872	103.2	17.546	127.0	26.221	85.8	23.122	124.7	1:37.761 (1)	89.60		10:57:16.933

P12	30 S	Max COOK					Honda NSF - Wilson Racing					
IDEAL LAP TIME : 1:37.823		BEST LAP TIME : 1:37.823				DIFFERENCE : 0.000						
LAP	SECTOR 1	SECTOR 2		SECTOR 3		SECTOR 4		LAP TIME	MPH	DIFF	TIME OF DAY	
1 -	OUTLAP	92.1	19.182	122.0	28.848	77.6	24.838	121.7	1:49.437	80.04	11.614	10:49:55.455
2 -	32.014	96.6	18.316	121.5	26.380	89.7	23.673	120.4	1:40.383 (3)	87.26	2.560	10:51:35.838
3 -	31.157	99.2	17.986	122.4	25.984	89.5	23.478	120.6	1:38.605 (2)	88.83	0.782	10:53:14.443
4 -	33.850	98.2	17.989	122.0	25.864	91.8	23.447	120.2	1:41.150	86.60	3.327	10:54:55.593
5 -	31.006	99.4	17.981	122.2	25.547	91.8	23.289	122.0	1:37.823 (1)	89.54		10:56:33.416

P13	54	Sam BURMAN					KTM - TeamWNT / Burman Racing					
IDEAL LAP TIME : 1:37.836		BEST LAP TIME : 1:37.836				DIFFERENCE : 0.000						
LAP	SECTOR 1	SECTOR 2		SECTOR 3		SECTOR 4		LAP TIME	MPH	DIFF	TIME OF DAY	
1 -	OUTLAP	97.9	18.874	118.9	29.095	79.0	24.512	124.0	1:48.199	80.96	10.363	10:49:55.497
2 -	32.659	100.9	18.173	127.0	27.015	85.0	23.635	124.9	1:41.482	86.31	3.646	10:51:36.979
3 -	31.570	102.9	17.641	129.3	26.342	87.8	23.411	125.6	1:38.964 (3)	88.51	1.128	10:53:15.943
4 -	31.172	101.6	17.942	129.3	26.131	88.5	23.391	126.1	1:38.636 (2)	88.80	0.800	10:54:54.579
5 -	30.999	103.4	17.580	128.3	26.013	87.3	23.244	126.1	1:37.836 (1)	89.53		10:56:32.415

Weather / Track : Bright / Dry

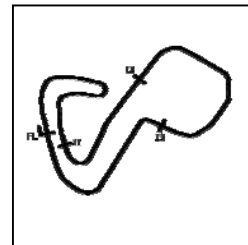
Brands Hatch GP
Circuit Length = 2.4332 miles
Start: 10:48 Flag 10:56 End: 10:57

MCRCB BULLETIN TK200

2017 MCE British Superbike Championship - Round 12

2017 HEL Performance British Motostar Championship

WARM-UP - SECTOR ANALYSIS



SECTOR 1 = FL to I1, SECTOR 2 = I1 to I2 SECTOR 3 = I2 to I3, SECTOR 4 = I3 to FL, DIFF = Difference To Personal Best Lap, P = Crossed Finish Line in Pit Lane, D = Time Disallowed

P14 56 S		Charlie ATKINS				Honda NSF - Wilson Racing						
IDEAL LAP TIME : 1:38.305		BEST LAP TIME : 1:38.305				DIFFERENCE : 0.000						
LAP	SECTOR 1	SECTOR 2		SECTOR 3		SECTOR 4		LAP TIME	MPH	DIFF	TIME OF DAY	
1 -	OUTLAP	93.2	19.438	120.6	28.842	75.7	24.951	121.7	1:49.723	79.83	11.418	10:49:56.252
2 -	32.837	95.1	18.978	99.1	30.708	81.8	24.249	120.2	1:46.772	82.04	8.467	10:51:43.024
3 -	31.869	99.2	18.277	121.1	26.247	84.7	23.707	120.0	1:40.100 (3)	87.51	1.795	10:53:23.124
4 -	31.306	96.9	18.219	120.9	26.346	86.1	23.823	120.4	1:39.694 (2)	87.86	1.389	10:55:02.818
5 -	31.161	98.3	17.982	120.6	25.791	88.4	23.371	121.7	1:38.305 (1)	89.10		10:56:41.123

P15 55 S		Jack SCOTT				Honda NSF - J J Racing						
IDEAL LAP TIME : 1:38.382		BEST LAP TIME : 1:38.515				DIFFERENCE : 0.133						
LAP	SECTOR 1	SECTOR 2		SECTOR 3		SECTOR 4		LAP TIME	MPH	DIFF	TIME OF DAY	
1 -	OUTLAP	92.9	19.440	117.1	29.017	77.3	24.848	115.1	1:50.031	79.61	11.516	10:49:53.016
2 -	32.179	95.0	18.778	117.1	27.078	84.0	24.061	115.3	1:42.096	85.80	3.581	10:51:35.112
3 -	31.519	95.8	18.405	118.1	26.106	86.4	23.417	119.6	1:39.447 (3)	88.08	0.932	10:53:14.559
4 -	31.054	96.6	18.486	116.7	25.990	87.8	23.535	117.5	1:39.065 (2)	88.42	0.550	10:54:53.624
5 -	30.928	96.9	18.222	118.1	25.815	88.6	23.550	117.3	1:38.515 (1)	88.91		10:56:32.139

P16 20		Joel MARKLUND				KTM - Marklund Solutions / SP125						
IDEAL LAP TIME : 1:38.892		BEST LAP TIME : 1:38.892				DIFFERENCE : 0.000						
LAP	SECTOR 1	SECTOR 2		SECTOR 3		SECTOR 4		LAP TIME	MPH	DIFF	TIME OF DAY	
1 -	OUTLAP	88.1	19.794	123.5	28.193	84.0	24.368	123.8	1:46.652	82.13	7.760	10:50:03.323
2 -	32.577	98.5	18.221	127.5	26.786	84.2	24.082	127.0	1:41.666	86.16	2.774	10:51:44.989
3 -	32.152	100.4	17.975	128.5	26.801	86.4	23.861	123.8	1:40.789 (3)	86.91	1.897	10:53:25.778
4 -	31.585	101.2	17.997	126.6	26.477	83.9	23.742	123.5	1:39.801 (2)	87.77	0.909	10:55:05.579
5 -	31.492	100.7	17.854	127.3	26.082	85.7	23.464	125.9	1:38.892 (1)	88.57		10:56:44.471

P17 52		Jorel BOERBOOM				Kalex KTM - Fireplace Warehouse						
IDEAL LAP TIME : 1:38.813		BEST LAP TIME : 1:39.007				DIFFERENCE : 0.194						
LAP	SECTOR 1	SECTOR 2		SECTOR 3		SECTOR 4		LAP TIME	MPH	DIFF	TIME OF DAY	
1 -	OUTLAP	94.9	18.831	126.1	27.445	80.9	23.795	125.2	1:46.080	82.57	7.073	10:49:49.838
2 -	31.563	99.5	17.945	128.8	26.274	84.6	23.225	125.6	1:39.007 (1)	88.47		10:51:28.845
3 -	31.404	99.8	17.959	129.8	26.328	84.0	23.361	125.6	1:39.052 (2)	88.43	0.045	10:53:07.897
4 -	31.631	99.8	17.910	126.8	26.410	83.7	23.760	123.3	1:39.711 (3)	87.85	0.704	10:54:47.608
5 -	31.833	100.4	17.988	126.3	26.513	84.2	23.539	124.5	1:39.873	87.70	0.866	10:56:27.481

P18 2 S		Thomas STRUDWICK				Honda NSF - Case Moto Rapido Moto3						
IDEAL LAP TIME : 1:39.425		BEST LAP TIME : 1:39.425				DIFFERENCE : 0.000						
LAP	SECTOR 1	SECTOR 2		SECTOR 3		SECTOR 4		LAP TIME	MPH	DIFF	TIME OF DAY	
1 -	OUTLAP	88.6	19.847	117.7	28.964	78.7	24.827	118.7	1:47.515	81.47	8.090	10:50:36.845
2 -	32.862	94.9	18.926	120.2	27.690	80.9	24.381	118.3	1:43.859 (3)	84.34	4.434	10:52:20.704
3 -	31.870	97.9	18.192	122.6	26.826	81.9	23.769	121.5	1:40.657 (2)	87.02	1.232	10:54:01.361
4 -	31.091	98.3	18.109	122.9	26.467	84.2	23.758	119.6	1:39.425 (1)	88.10		10:55:40.786

P19 99		Stephen CAMPBELL				Honda - Campbell Racing						
IDEAL LAP TIME : 1:39.566		BEST LAP TIME : 1:39.566				DIFFERENCE : 0.000						
LAP	SECTOR 1	SECTOR 2		SECTOR 3		SECTOR 4		LAP TIME	MPH	DIFF	TIME OF DAY	
1 -	OUTLAP	93.0	19.426	120.6	28.930	76.6	24.893	120.4	1:49.968	79.65	10.402	10:49:55.400
2 -	32.460	96.6	18.429	123.5	26.601	80.6	24.112	119.8	1:41.602	86.21	2.036	10:51:37.002
3 -	32.028	98.9	18.218	124.2	26.534	84.5	23.605	121.3	1:40.385 (3)	87.26	0.819	10:53:17.387
4 -	31.629	98.8	18.228	122.9	26.645	82.9	23.702	120.4	1:40.204 (2)	87.42	0.638	10:54:57.591
5 -	31.432	98.9	18.048	122.9	26.482	84.0	23.604	120.6	1:39.566 (1)	87.98		10:56:37.157

P20 26 S		Scott OGDEN				Honda - Microlise Cresswell Racing						
IDEAL LAP TIME :		BEST LAP TIME : 1:39.951				DIFFERENCE :						
LAP	SECTOR 1	SECTOR 2		SECTOR 3		SECTOR 4		LAP TIME	MPH	DIFF	TIME OF DAY	
1 -									1:43.062	84.99	3.111	10:51:39.634

Weather / Track : Bright / Dry

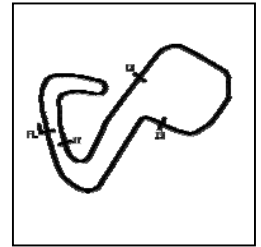
Brands Hatch GP
Circuit Length = 2.4332 miles
Start: 10:48 Flag 10:56 End: 10:57

MCRCB BULLETIN TK200

2017 MCE British Superbike Championship - Round 12

2017 HEL Performance British Motostar Championship

WARM-UP - SECTOR ANALYSIS



SECTOR 1 = FL to I1, SECTOR 2 = I1 to I2 SECTOR 3 = I2 to I3, SECTOR 4 = I3 to FL, DIFF = Difference To Personal Best Lap, P = Crossed Finish Line in Pit Lane, D = Time Disallowed

2 -	1:41.608 (3)	86.21	1.657	10:53:21.242
3 -	1:40.180 (2)	87.44	0.229	10:55:01.422
4 -	1:39.951 (1)	87.64		10:56:41.373

P21	45 S	Scott SWANN	Honda NSF - Swann Racing								
IDEAL LAP TIME : 1:39.970		BEST LAP TIME : 1:39.970		DIFFERENCE : 0.000							
LAP	SECTOR 1	SECTOR 2		SECTOR 3		SECTOR 4		LAP TIME	MPH	DIFF	TIME OF DAY
1 -	OUTLAP	76.8	21.503 108.5	30.700 68.6	IN PIT		3:09.811	P	46.15	1:29.841	10:51:40.190
2 -	OUTLAP	93.9	18.772 118.3	26.714 79.8	24.319	117.5	1:44.088		84.15	4.118	10:53:24.278
3 -	31.606	97.5	18.329 118.7	26.393 83.3	24.101	116.9	1:40.429 (2)		87.22	0.459	10:55:04.707
4 -	31.439	97.3	18.260 118.3	26.207 83.5	24.064	116.7	1:39.970 (1)		87.62		10:56:44.677

P22	89 S	T. Fox MORETON	Honda NSF - Banks Racing / Moto Engineering								
IDEAL LAP TIME : 1:40.880		BEST LAP TIME : 1:41.058		DIFFERENCE : 0.178							
LAP	SECTOR 1	SECTOR 2		SECTOR 3		SECTOR 4		LAP TIME	MPH	DIFF	TIME OF DAY
1 -	OUTLAP	89.1	20.362 113.7	30.754 69.6	26.333	119.8	1:54.524		76.48	13.466	10:50:02.541
2 -	32.492	97.9	18.415 124.0	27.308 82.4	24.146	121.7	1:42.361 (3)		85.57	1.303	10:51:44.902
3 -	32.694	96.2	18.236 124.5	27.019 79.5	24.125	120.2	1:42.074 (2)		85.81	1.016	10:53:26.976
4 -	32.122	98.3	18.258 122.2	26.694 84.6	23.984	119.6	1:41.058 (1)		86.68		10:55:08.034
5 -	31.966	97.8	18.487 122.4	28.059 76.2	24.863	118.3	1:43.375		84.73	2.317	10:56:51.409

P23	13 S	Jacob CLARK	Honda NSF - Wilson Racing								
IDEAL LAP TIME : 1:42.471		BEST LAP TIME : 1:42.659		DIFFERENCE : 0.188							
LAP	SECTOR 1	SECTOR 2		SECTOR 3		SECTOR 4		LAP TIME	MPH	DIFF	TIME OF DAY
1 -	OUTLAP	85.8	20.414 114.1	29.544 78.5	25.285	118.1	1:53.770		76.99	11.111	10:50:00.182
2 -	33.738	89.8	18.997 118.7	27.159 78.4	24.503	118.5	1:44.397		83.90	1.738	10:51:44.579
3 -	32.664	93.3	18.684 119.4	27.109 78.5	24.202	119.6	1:42.659 (1)		85.32		10:53:27.238
4 -	32.704	91.8	18.668 120.4	27.466 81.7	24.338	117.9	1:43.176 (2)		84.90	0.517	10:55:10.414
5 -	32.596	94.3	18.564 120.0	27.781 78.6	24.897	113.9	1:43.838 (3)		84.36	1.179	10:56:54.252

P24	50 S	Aditya BEHAL	Honda NSF - Microlise Cresswell Racing								
IDEAL LAP TIME : 1:42.580		BEST LAP TIME : 1:42.739		DIFFERENCE : 0.159							
LAP	SECTOR 1	SECTOR 2		SECTOR 3		SECTOR 4		LAP TIME	MPH	DIFF	TIME OF DAY
1 -	OUTLAP	89.4	19.954 121.3	29.125 74.2	25.333	118.5	1:52.136		78.11	9.397	10:49:59.711
2 -	33.475	96.6	18.456 123.5	27.895 78.7	24.605	118.9	1:44.431		83.88	1.692	10:51:44.142
3 -	32.624	98.8	18.385 123.1	27.359 78.6	24.432	118.9	1:42.800 (2)		85.21	0.061	10:53:26.942
4 -	32.711	98.1	18.486 124.9	27.586 81.2	24.623	118.7	1:43.406 (3)		84.71	0.667	10:55:10.348
5 -	32.504	97.1	18.285 123.8	27.430 81.8	24.520	119.8	1:42.739 (1)		85.26		10:56:53.087

P25	48 S	Ewan POTTER	Honda NSF -								
IDEAL LAP TIME : 1:45.302		BEST LAP TIME : 1:45.797		DIFFERENCE : 0.495							
LAP	SECTOR 1	SECTOR 2		SECTOR 3		SECTOR 4		LAP TIME	MPH	DIFF	TIME OF DAY
1 -	OUTLAP	89.0	20.272 117.5	30.263 73.1	25.859	115.5	1:55.472		75.86	9.675	10:50:03.659
2 -	34.555	89.8	19.085 119.8	28.739 76.0	25.794	115.7	1:48.173		80.97	2.376	10:51:51.832
3 -	34.092	94.5	19.169 118.3	28.636 76.3	25.570	115.5	1:47.467 (3)		81.51	1.670	10:53:39.299
4 -	33.616	94.5	18.799 117.5	28.375 78.4	25.007	116.3	1:45.797 (1)		82.79		10:55:25.096
5 -	33.121	94.3	19.008 116.9	28.635 75.8	25.180	114.5	1:45.944 (2)		82.68	0.147	10:57:11.040

Weather / Track : Bright / Dry

Brands Hatch GP
Circuit Length = 2.4332 miles
Start: 10:48 Flag 10:56 End: 10:57

MCRCB BULLETIN TK201**2017 MCE British Superbike Championship - Round 12****2017 HEL Performance British Motostar Championship****WARM-UP - BEST SPEEDS**

POS	INTERMEDIATE 1		INTERMEDIATE 2		INTERMEDIATE 3		FINISH LINE		MPH			
	NO	NAME	MPH	NO	NAME	MPH	NO	NAME				
1	47	ARCHER	106.1	15	McMANUS	132.6	1	BOOTH-AMOS	95.8	47	ARCHER	130.0
2	15	McMANUS	105.0	64	DURHAM	131.3	47	ARCHER	92.8	15	McMANUS	129.3
3	1	BOOTH-AMOS	104.8	1	BOOTH-AMOS	130.8	3	KERR	91.9	1	BOOTH-AMOS	128.3
4	19	RODRIGUEZ	104.6	47	ARCHER	130.8	30	COOK	91.8	64	DURHAM	128.0
5	64	DURHAM	103.5	19	RODRIGUEZ	130.5	34	DELVES	91.1	19	RODRIGUEZ	127.5
6	54	BURMAN	103.4	52	BOERBOOM	129.8	19	RODRIGUEZ	91.1	12	RENDELL	127.0
7	3	KERR	103.2	54	BURMAN	129.3	15	McMANUS	90.6	20	MARKLUND	127.0
8	35	LODGE	103.2	3	KERR	128.8	25	BROUWERS	90.3	44	BEST	126.8
9	44	BEST	101.8	20	MARKLUND	128.5	64	DURHAM	89.7	54	BURMAN	126.1
10	12	RENDELL	101.6	44	BEST	128.0	44	BEST	89.4	3	KERR	125.9
11	34	DELVES	101.3	34	DELVES	127.8	55	SCOTT	88.6	52	BOERBOOM	125.6
12	20	MARKLUND	101.2	35	LODGE	127.0	54	BURMAN	88.5	34	DELVES	125.4
13	52	BOERBOOM	100.4	12	RENDELL	125.4	56	ATKINS	88.4	35	LODGE	124.7
14	25	BROUWERS	100.0	25	BROUWERS	125.2	20	MARKLUND	86.4	25	BROUWERS	122.2
15	30	COOK	99.4	50	BEHAL	124.9	12	RENDELL	86.2	30	COOK	122.0
16	56	ATKINS	99.2	89	MORETON	124.5	35	LODGE	85.8	56	ATKINS	121.7
17	99	CAMPBELL	98.9	99	CAMPBELL	124.2	52	BOERBOOM	84.6	89	MORETON	121.7
18	50	BEHAL	98.8	2	STRUDWICK	122.9	89	MORETON	84.6	2	STRUDWICK	121.5
19	27	HODGE	98.8	30	COOK	122.4	99	CAMPBELL	84.5	99	CAMPBELL	121.3
20	2	STRUDWICK	98.3	56	ATKINS	121.1	2	STRUDWICK	84.2	50	BEHAL	119.8
21	89	MORETON	98.3	13	CLARK	120.4	45	SWANN	83.5	55	SCOTT	119.6
22	45	SWANN	97.5	48	POTTER	119.8	50	BEHAL	81.8	13	CLARK	119.6
23	55	SCOTT	96.9	45	SWANN	118.7	13	CLARK	81.7	45	SWANN	117.5
24	48	POTTER	94.5	55	SCOTT	118.1	48	POTTER	78.4	48	POTTER	116.3
25	13	CLARK	94.3									
26	23	LLEWELLYN	60.5									
27												

Weather / Track : Bright / Dry

Results can be found at www.tsl-timing.com

Brands Hatch GP

Circuit Length = 2.4332 miles

Start: 10:48 Flag 10:56 End: 10:57

Printed - 10:59 Sunday, 15 October 2017

MCRCB BULLETIN TK202

2017 MCE British Superbike Championship - Round 12

2017 HEL Performance British Motostar Championship

WARM-UP - BEST SECTORS

SECTOR 1				SECTOR 2				SECTOR 3				SECTOR 4				IDEAL / BEST COMPARISON		
POS	NO	NAME	TIME	NO	NAME	TIME	NO	NAME	TIME	NO	NAME	TIME	NO	NAME	IDEAL	BEST	DIFF	
															PERFECT LAP		1:33.208	
1	1	BOOTH-A	29.475	47	ARCHER	16.964	1	BOOTH-A	24.535	47	ARCHER	22.234	1	1	BOOTH-AMOS	1:33.268	1:33.406	0.138
2	47	ARCHER	29.491	1	BOOTH-A	16.971	47	ARCHER	24.645	1	BOOTH-A	22.287	2	47	ARCHER	1:33.334	1:33.474	0.140
3	3	KERR	30.220	15	McMANUS	17.161	64	DURHAM	25.025	64	DURHAM	22.699	3	64	DURHAM	1:35.357	1:35.357	0.000
4	34	DELVES	30.222	19	RODRIGU	17.252	34	DELVES	25.184	19	RODRIGU	22.800	4	3	KERR	1:35.641	1:35.641	0.000
5	15	McMANUS	30.247	64	DURHAM	17.319	3	KERR	25.193	3	KERR	22.821	5	19	RODRIGUEZ	1:36.013	1:36.432	0.419
6	64	DURHAM	30.314	3	KERR	17.407	12	RENDELL	25.270	15	McMANUS	22.855	6	15	McMANUS	1:36.017	1:36.380	0.363
7	19	RODRIGU	30.342	35	LODGE	17.546	25	BROUWER	25.429	34	DELVES	23.074	7	34	DELVES	1:36.050	1:36.294	0.244
8	12	RENDELL	30.427	34	DELVES	17.570	30	COOK	25.547	44	BEST	23.122	8	12	RENDELL	1:36.579	1:36.579	0.000
9	25	BROUWER	30.540	54	BURMAN	17.580	19	RODRIGU	25.619	35	LODGE	23.122	9	25	BROUWERS	1:37.229	1:37.242	0.013
10	44	BEST	30.718	12	RENDELL	17.622	15	McMANUS	25.754	52	BOERBOO	23.225	10	44	BEST	1:37.399	1:37.417	0.018
11	35	LODGE	30.872	44	BEST	17.675	56	ATKINS	25.791	54	BURMAN	23.244	11	35	LODGE	1:37.642	1:37.761	0.119
12	55	SCOTT	30.928	20	MARKLUN	17.854	55	SCOTT	25.815	25	BROUWER	23.252	12	30	COOK	1:37.823	1:37.823	0.000
13	54	BURMAN	30.999	52	BOERBOO	17.910	44	BEST	25.884	12	RENDELL	23.260	13	54	BURMAN	1:37.836	1:37.836	0.000
14	30	COOK	31.006	30	COOK	17.981	54	BURMAN	26.013	30	COOK	23.289	14	56	ATKINS	1:38.305	1:38.305	0.000
15	2	STRUDWI	31.091	56	ATKINS	17.982	20	MARKLUN	26.082	56	ATKINS	23.371	15	55	SCOTT	1:38.382	1:38.515	0.133
16	56	ATKINS	31.161	25	BROUWER	18.008	35	LODGE	26.102	55	SCOTT	23.417	16	52	BOERBOOM	1:38.813	1:39.007	0.194
17	52	BOERBOO	31.404	99	CAMPBEL	18.048	45	SWANN	26.207	20	MARKLUN	23.464	17	20	MARKLUND	1:38.892	1:38.892	0.000
18	99	CAMPBEL	31.432	2	STRUDWI	18.109	52	BOERBOO	26.274	99	CAMPBEL	23.604	18	2	STRUDWICK	1:39.425	1:39.425	0.000
19	45	SWANN	31.439	55	SCOTT	18.222	2	STRUDWI	26.467	2	STRUDWI	23.758	19	99	CAMPBELL	1:39.566	1:39.566	0.000
20	20	MARKLUN	31.492	89	MORETON	18.236	99	CAMPBEL	26.482	89	MORETON	23.984	20	45	SWANN	1:39.970	1:39.970	0.000
21	89	MORETON	31.966	45	SWANN	18.260	89	MORETON	26.694	45	SWANN	24.064	21	89	MORETON	1:40.880	1:41.058	0.178
22	50	BEHAL	32.504	50	BEHAL	18.285	13	CLARK	27.109	13	CLARK	24.202	22	13	CLARK	1:42.471	1:42.659	0.188
23	13	CLARK	32.596	13	CLARK	18.564	50	BEHAL	27.359	50	BEHAL	24.432	23	50	BEHAL	1:42.580	1:42.739	0.159
24	48	POTTER	33.121	48	POTTER	18.799	48	POTTER	28.375	48	POTTER	25.007	24	48	POTTER	1:45.302	1:45.797	0.495
25													25	26	OGDEN		1:39.951	
26																		
27																		

Weather / Track : Bright / Dry

Results can be found at www.tsl-timing.com

Brands Hatch GP

Circuit Length = 2.4332 miles

Start: 10:48 Flag 10:56 End: 10:57

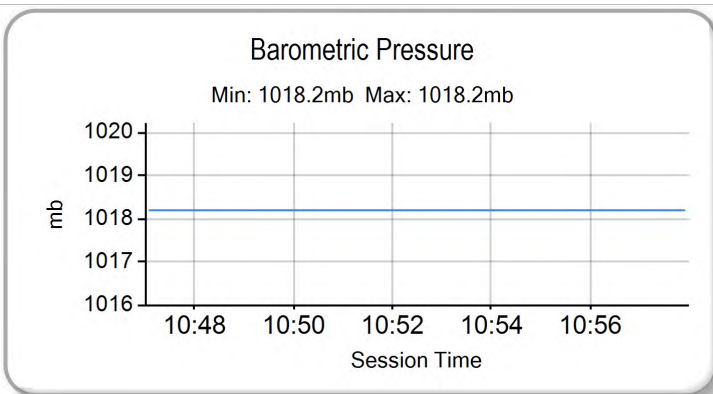
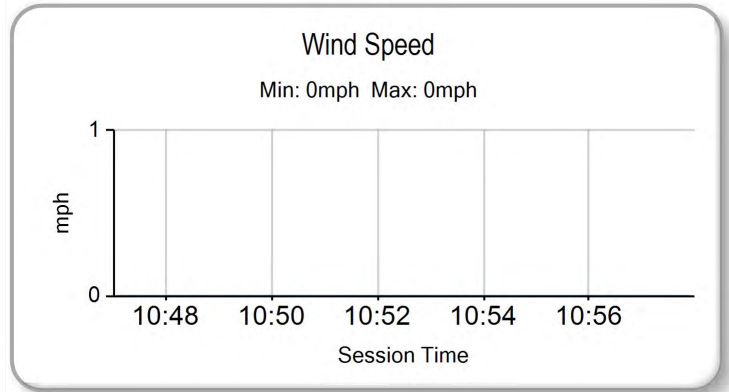
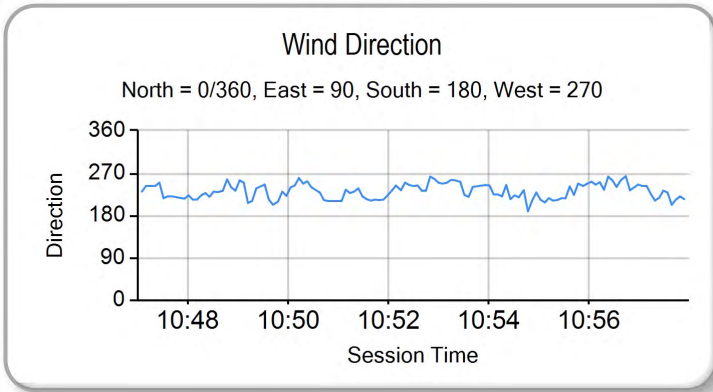
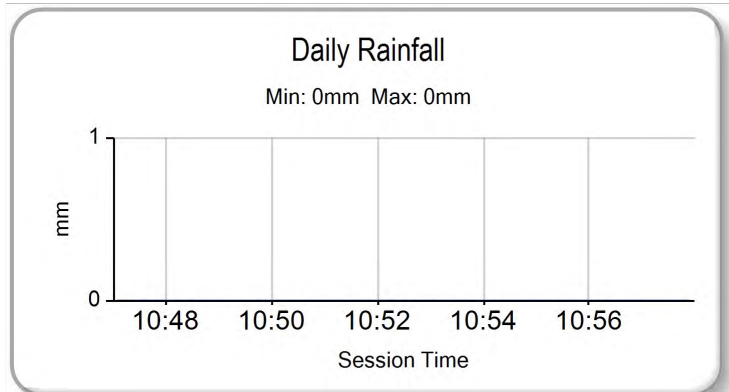
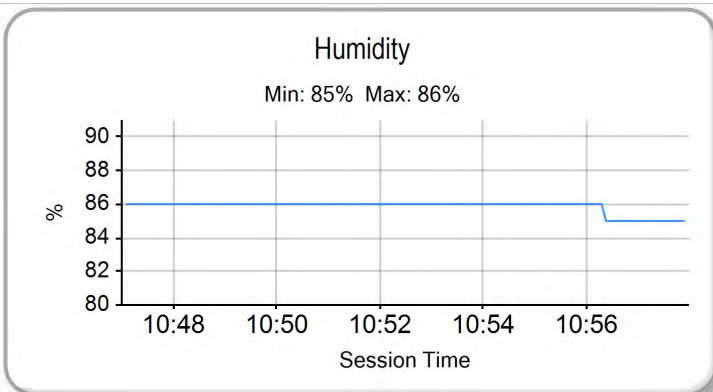
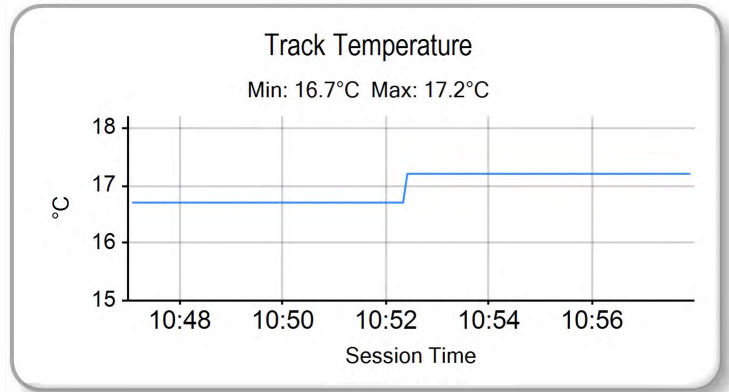
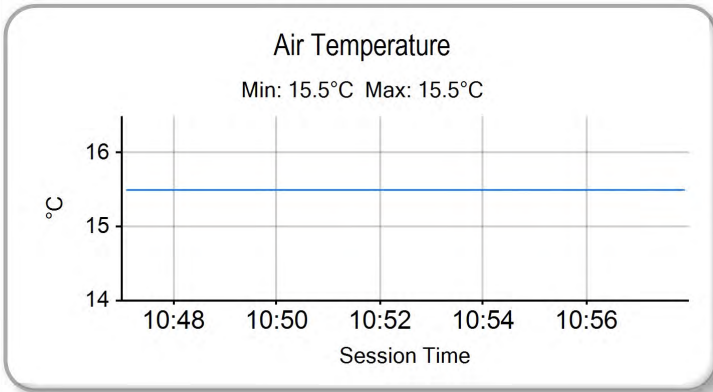
Printed - 11:00 Sunday, 15 October 2017

MCRCB BULLETIN TK203

2017 MCE British Superbike Championship - Round 12

2017 HEL Performance British Motostar Championship

WARM-UP - WEATHER CONDITIONS



Weather / Track : Bright / Dry

Results can be found at www.tsl-timing.com

Brands Hatch GP
Circuit Length = 2.4332 miles
Start: 10:48 Flag 10:56 End: 10:57

Printed - 11:00 Sunday, 15 October 2017



ROW 10		28	23	Sam LLEWELLYN	
ROW 9		27	99	Stephen CAMPBELL	1:40.702
		26	13	Jacob CLARK	1:40.698
		25	48	Ewan POTTER	
ROW 8	1:39.273	24	50	Aditya BEHAL	1:38.008
		23	89	T. Fox MORETON	
		22	52	Jorel BOERBOOM	
ROW 7	1:37.993	21	20	Joel MARKLUND	1:37.975
		20	45	Scott SWANN	1:37.826
		19	27	Josh HODGE	
ROW 6	1:37.717	18	26	Scott OGDEN	1:36.715
		17	2	Thomas STRUDWICK	1:36.653
		16	55	Jack SCOTT	
ROW 5	1:36.373	15	56	Charlie ATKINS	1:36.274
		14	30	Max COOK	
		13	12	Edward RENDELL	
ROW 4	1:36.146	12	54	Sam BURMAN	1:35.258
		11	79	Storm STACEY	1:35.224
		10	44	Edmund BEST	
ROW 3		9	35	Elliot LODGE	1:35.074
		8	19	Victor RODRIGUEZ	1:35.072
		7	34	Liam DELVES	
ROW 2	1:35.038	6	3	Richard KERR	1:35.030
		5	15	Eugene McMANUS	1:35.013
		4	25	Mike BROUWERS	
ROW 1	1:34.358	3	64	Asher DURHAM	1:32.675
		2	47	Jake ARCHER	1:32.497
		1	1	Tom BOOTH-AMOS	
				Pole	

Brands Hatch GP
Circuit Length = 2.4332 miles

These results are provisional until the conclusion of any judicial and technical matters.

Race Director :	Stewards :	Timekeeper :
-----------------	------------	--------------

Results can be found at www.britishsuperbike.com

Printed - 10:59 Sunday, 15 October 2017



MCRCB BULLETIN TK247

2017 MCE British Superbike Championship - Round 12

2017 HEL Performance British Motostar Championship

RACE 11 - CLASSIFICATION



POS	NO	CL	PIC NAME	ENTRY	LAPS	TIME	GAP	DIFF	MPH	BEST	ON
1	1		1 Tom BOOTH-AMOS	KTM - City Lifting RS Racing	12	18:50.634			92.97	1:32.033	6
2	47		2 Jake ARCHER	KTM - City Lifting RS Racing	12	18:53.959	3.325	3.325	92.70	1:33.078	6
3	64		3 Asher DURHAM	Mahindra - Microlise Cresswell Racing	12	19:04.825	14.191	10.866	91.82	1:34.202	6
4	19		4 Victor RODRIGUEZ	KTM - GA Competition	12	19:04.879	14.245	0.054	91.81	1:34.207	6
5	3		5 Richard KERR	KTM - North West Racing	12	19:05.172	14.538	0.293	91.79	1:34.301	11
6	12		6 Edward RENDELL	KTM - Banks Racing	12	19:05.218	14.584	0.046	91.78	1:34.272	4
7	79		7 Storm STACEY	Kalex - FPW Racing	12	19:05.241	14.607	0.023	91.78	1:34.278	7
8	15		8 Eugene McMANUS	KTM - RS Racing / E15 Racing	12	19:16.713	26.079	11.472	90.87	1:34.783	12
9	34		9 Liam DELVES	DR-Moto - Stauff Connect Academy / Dr-Moto	12	19:16.931	26.297	0.218	90.85	1:35.395	9
10	44		10 Edmund BEST	KTM - SymCirus Motorsport	12	19:17.093	26.459	0.162	90.84	1:35.376	3
11	35		11 Elliot LODGE	FTR - Spike Racing / SP125	12	19:17.204	26.570	0.111	90.83	1:35.060	12
12	30	S	1 Max COOK	Honda NSF - Wilson Racing	12	19:22.195	31.561	4.991	90.44	1:35.639	9
13	52		12 Jorel BOERBOOM	Kalex KTM - Fireplace Warehouse	12	19:28.374	37.740	6.179	89.96	1:36.333	7
14	2	S	2 Thomas STRUDWICK	Honda NSF - Case Moto Rapido Moto3	12	19:28.920	38.286	0.546	89.92	1:35.806	6
15	56	S	3 Charlie ATKINS	Honda NSF - Wilson Racing	12	19:36.787	46.153	7.867	89.32	1:36.922	9
16	55	S	4 Jack SCOTT	Honda NSF - J J Racing	12	19:36.850	46.216	0.063	89.32	1:36.674	9
17	99		13 Stephen CAMPBELL	Honda - Campbell Racing	12	19:37.294	46.660	0.444	89.28	1:36.666	9
18	26	S	5 Scott OGDEN	Honda - Microlise Cresswell Racing	12	19:38.070	47.436	0.776	89.22	1:36.818	9
19	20		14 Joel MARKLUND	KTM - Marklund Solutions / SP125	12	19:38.973	48.339	0.903	89.16	1:36.923	8
20	89	S	6 T. Fox MORETON	Honda NSF - Banks Racing / Moto Engineering	12	19:59.248	1:08.614	20.275	87.65	1:37.852	7
21	50	S	7 Aditya BEHAL	Honda NSF - Microlise Cresswell Racing	12	20:00.024	1:09.390	0.776	87.59	1:38.663	7
22	13	S	8 Jacob CLARK	Honda NSF - Wilson Racing	12	20:22.163	1:31.529	22.139	86.00	1:40.686	2
23	48	S	9 Ewan POTTER	Honda NSF -	12	20:22.597	1:31.963	0.434	85.97	1:40.638	2

NOT CLASSIFIED

DNF	45	S	Scott SWANN	Honda NSF - Swann Racing	9	14:55.345	3 Laps	3 Laps	88.05	1:37.785	9
DNF	27		Josh HODGE	KTM - Team HPR	7	11:42.146	5 Laps	2 Laps	87.33	1:38.922	7
DNF	54		Sam BURMAN	KTM - TeamWNT / Burman Racing	4	6:37.143	8 Laps	3 Laps	88.22	1:36.966	3
DNF	25		Mike BROUWERS	APG Moto - TEC7-Joma / Brouwersracingteam	3	4:57.242	9 Laps	1 Lap	88.41	1:35.705	2

FASTEST LAP

	1		Tom BOOTH-AMOS	KTM - City Lifting RS Racing	6	1:32.033			95.18 mph	153.17 kph	
	30	S	Max COOK	Honda NSF - Wilson Racing	9	1:35.639			91.59 mph	147.40 kph	

New Lap Record

Brands Hatch GP
Circuit Length = 2.4332 miles
Start: 14:20 Flag 14:39 End: 14:40

Weather / Track : Bright / Dry
These results are provisional until the conclusion of any judicial and technical matters.

Race Director :	Stewards :	Timekeeper :
-----------------	------------	--------------

Results can be found at www.britishsuperbike.com

Printed - 14:41 Sunday, 15 October 2017



MCRCB BULLETIN TK248

2017 MCE British Superbike Championship - Round 12

2017 HEL Performance British Motostar Championship

RACE 11 - LAP CHART

15	26.079	1:34.783
34	26.297	1:35.600
44	26.459	1:35.708
35	26.570	1:35.060
30	31.561	1:36.081
52	37.740	1:37.018
2	38.286	1:37.088
56	46.153	1:36.984
55	46.216	1:37.106
99	46.660	1:37.175
26	47.436	1:37.784
20	48.339	1:37.651
89	1:08.614	1:42.496
50	1:09.390	1:39.079
13	1:31.529	1:40.893
48	1:31.963	1:41.457

MCRCB BULLETIN TK249

2017 MCE British Superbike Championship - Round 12

2017 HEL Performance British Motostar Championship

RACE 11 - POSITION CHART

No	Name	Lap Pos	Lap											
			1	2	3	4	5	6	7	8	9	10	11	12
1	BOOTH-AMOS	1	47	47	1	47	1	1	1	1	1	1	1	1
47	ARCHER	2	3	1	64	1	47	47	47	47	47	47	47	47
64	DURHAM	3	1	3	47	64	64	64	19	19	19	64	64	64
25	BROUWERS	4	19	64	3	19	19	19	64	12	64	19	19	19
15	McMANUS	5	64	19	19	3	3	3	3	64	12	79	3	3
3	KERR	6	25	25	79	79	79	12	12	3	3	12	12	12
34	DELVES	7	12	12	12	12	12	79	79	79	79	3	79	79
19	RODRIGUEZ	8	15	79	15	15	15	15	15	34	34	34	34	15
35	LODGE	9	79	15	35	35	35	34	34	44	44	44	44	34
44	BEST	10	35	35	44	34	34	44	44	15	15	15	15	44
79	STACEY	11	44	34	34	44	44	35	35	35	35	35	35	35
54	BURMAN	12	34	44	30	30	30	30	30	30	30	30	30	30
12	RENDELL	13	30	30	25	52	52	52	52	2	2	52	52	52
30	COOK	14	55	52	52	2	2	2	2	2	52	52	2	2
56	ATKINS	15	52	54	54	54	20	20	56	56	56	56	55	56
55	SCOTT	16	54	2	2	56	56	56	55	55	55	55	56	55
2	STRUDWICK	17	2	55	20	20	55	99	20	20	99	99	99	99
26	OGDEN	18	20	20	56	55	99	55	99	99	26	26	26	26
27	HODGE	19	56	56	26	26	26	26	26	26	20	20	20	20
45	SWANN	20	26	26	55	99	45	45	45	45	45	89	89	89
20	MARKLUND	21	27	99	99	27	27	89	89	89	89	50	50	50
52	BOERBOOM	22	99	27	27	89	89	27	50	50	50	48	48	13
89	MORETON	23	89	89	89	45	50	50	27	13	48	13	13	48
50	BEHAL	24	45	50	45	50	48	48	13	48	13			
48	POTTER	25	50	45	50	13	13	13	48					
13	CLARK	26	13	13	13	48								
99	CAMPBELL	27	48	48	48									

Weather / Track : Bright / Dry

Results can be found at www.tsl-timing.com

Brands Hatch GP
 Circuit Length = 2.4332 miles
 Start: 14:20 Flag 14:39 End: 14:40

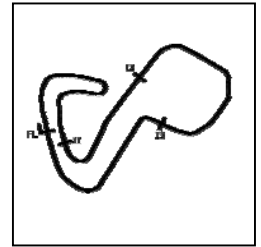
Printed - 14:43 Sunday, 15 October 2017

MCRCB BULLETIN TK250

2017 MCE British Superbike Championship - Round 12

2017 HEL Performance British Motostar Championship

RACE 11 - SECTOR ANALYSIS



SECTOR 1 = FL to I1, SECTOR 2 = I1 to I2 SECTOR 3 = I2 to I3, SECTOR 4 = I3 to FL, DIFF = Difference To Personal Best Lap, P = Crossed Finish Line in Pit Lane, D = Time Disallowed

P1		1		Tom BOOTH-AMOS				KTM - City Lifting RS Racing				
IDEAL LAP TIME :		1:31.896		BEST LAP TIME :		1:32.033		DIFFERENCE : 0.137				
LAP	SECTOR 1	SECTOR 2	SECTOR 3	SECTOR 4	LAP TIME	MPH	DIFF	TIME OF DAY				
1 -		100.6	17.433	130.3	24.934	93.3	22.788	130.3	1:40.742	86.95	8.709	14:22:03.336
2 -	30.021	101.6	17.515	127.8	25.377	90.4	23.126	124.5	1:36.039	91.21	4.006	14:23:39.375
3 -	29.681	103.5	17.048	128.0	25.166	92.4	22.613	124.5	1:34.508	92.68	2.475	14:25:13.883
4 -	30.217	103.7	17.061	128.8	24.889	90.5	22.758	123.3	1:34.925	92.28	2.892	14:26:48.808
5 -	29.652	104.2	16.900	129.0	24.531	97.5	22.132	126.6	1:33.215	93.97	1.182	14:28:22.023
6 -	28.873	105.8	16.821	129.8	24.299	95.3	22.040	126.8	1:32.033 (1)	95.18		14:29:54.056
7 -	28.852	104.6	16.949	128.0	24.283	97.9	22.134	126.8	1:32.218 (2)	94.99	0.185	14:31:26.274
8 -	29.054	104.8	16.766	130.0	24.279	96.4	22.150	127.0	1:32.249	94.95	0.216	14:32:58.523
9 -	28.927	105.1	16.854	129.5	24.238	96.5	22.206	126.3	1:32.225 (3)	94.98	0.192	14:34:30.748
10 -	29.268	105.6	16.877	129.8	24.332	98.1	22.357	127.0	1:32.834	94.36	0.801	14:36:03.582
11 -	29.024	105.1	16.841	129.8	24.316	95.5	22.323	126.1	1:32.504	94.69	0.471	14:37:36.086
12 -	29.379	103.2	17.003	129.3	24.526	94.5	26.234	78.1	1:37.142	90.17	5.109	14:39:13.228

P2		47		Jake ARCHER				KTM - City Lifting RS Racing				
IDEAL LAP TIME :		1:32.878		BEST LAP TIME :		1:33.078		DIFFERENCE : 0.200				
LAP	SECTOR 1	SECTOR 2	SECTOR 3	SECTOR 4	LAP TIME	MPH	DIFF	TIME OF DAY				
1 -		103.2	17.477	128.3	25.110	91.0	23.177	124.0	1:40.607	87.06	7.529	14:22:03.201
2 -	30.561	103.4	17.175	129.3	25.450	87.9	22.965	124.9	1:36.151	91.10	3.073	14:23:39.352
3 -	30.361	102.6	17.193	130.8	24.693	87.8	22.369	131.0	1:34.616	92.58	1.538	14:25:13.968
4 -	30.243	103.7	17.058	130.5	24.968	89.9	22.549	126.8	1:34.818	92.38	1.740	14:26:48.786
5 -	29.797	105.5	16.855	131.0	24.649	92.3	22.492	126.8	1:33.793	93.39	0.715	14:28:22.579
6 -	29.281	105.5	16.907	130.5	24.476	92.1	22.414	127.3	1:33.078 (1)	94.11		14:29:55.657
7 -	29.395	104.8	17.011	129.8	24.446	92.0	22.407	127.0	1:33.259 (3)	93.93	0.181	14:31:28.916
8 -	29.501	104.0	16.991	129.8	24.416	91.6	22.438	127.3	1:33.346	93.84	0.268	14:33:02.262
9 -	29.425	105.3	17.002	130.0	24.373	92.9	22.408	125.9	1:33.208 (2)	93.98	0.130	14:34:35.470
10 -	29.369	106.5	17.061	129.8	24.506	92.3	22.466	126.8	1:33.402	93.78	0.324	14:36:08.872
11 -	29.513	105.8	17.059	129.0	24.537	92.8	22.724	125.4	1:33.833	93.35	0.755	14:37:42.705
12 -	29.542	105.3	17.066	129.5	24.520	92.4	22.720	120.6	1:33.848	93.34	0.770	14:39:16.553

P3		64		Asher DURHAM				Mahindra - Microlise Cresswell Racing				
IDEAL LAP TIME :		1:33.936		BEST LAP TIME :		1:34.202		DIFFERENCE : 0.266				
LAP	SECTOR 1	SECTOR 2	SECTOR 3	SECTOR 4	LAP TIME	MPH	DIFF	TIME OF DAY				
1 -		104.0	17.536	131.5	25.221	88.1	23.034	130.5	1:40.997	86.73	6.795	14:22:03.591
2 -	30.305	104.5	17.406	133.4	25.309	90.9	22.810	129.0	1:35.830	91.41	1.628	14:23:39.421
3 -	30.098	103.7	17.145	130.3	24.779	89.5	22.485	128.8	1:34.507	92.68	0.305	14:25:13.928
4 -	30.428	104.3	17.083	132.1	24.985	89.4	22.475	127.3	1:34.971	92.23	0.769	14:26:48.899
5 -	29.974	105.3	17.086	130.5	24.762	90.9	22.436	127.0	1:34.258 (2)	92.93	0.056	14:28:23.157
6 -	29.722	105.3	17.135	130.5	24.833	91.3	22.512	127.0	1:34.202 (1)	92.98		14:29:57.359
7 -	30.207	104.6	17.016	131.8	25.159	92.6	22.891	129.0	1:35.273	91.94	1.071	14:31:32.632
8 -	30.369	103.7	17.171	130.3	24.981	94.2	22.796	129.3	1:35.317	91.90	1.115	14:33:07.949
9 -	30.160	105.6	17.143	129.3	25.278	88.7	22.493	124.7	1:35.074	92.13	0.872	14:34:43.023
10 -	30.186	105.1	17.185	131.5	25.136	89.2	22.671	126.1	1:35.178	92.03	0.976	14:36:18.201
11 -	29.781	104.3	17.141	128.8	24.885	89.5	22.534	126.3	1:34.341 (3)	92.85	0.139	14:37:52.542
12 -	29.907	102.9	17.441	131.3	24.954	90.3	22.575	125.4	1:34.877	92.32	0.675	14:39:27.419

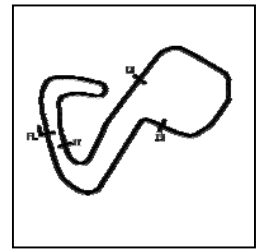
P4		19		Victor RODRIGUEZ				KTM - GA Competition				
IDEAL LAP TIME :		1:33.848		BEST LAP TIME :		1:34.207		DIFFERENCE : 0.359				
LAP	SECTOR 1	SECTOR 2	SECTOR 3	SECTOR 4	LAP TIME	MPH	DIFF	TIME OF DAY				
1 -		103.8	17.370	132.6	25.269	92.4	22.409	131.0	1:40.783	86.91	6.576	14:22:03.377
2 -	30.492	98.2	17.466	133.9	25.472	89.4	22.673	128.8	1:36.103	91.15	1.896	14:23:39.480
3 -	30.305	105.5	17.184	132.3	25.088	94.3	22.362	130.5	1:34.939	92.26	0.732	14:25:14.419
4 -	30.117	104.8	17.044	133.1	24.999	90.3	22.375	129.0	1:34.535	92.66	0.328	14:26:48.954
5 -	30.031	106.8	17.018	130.5	24.927	92.5	22.271	127.5	1:34.247 (2)	92.94	0.040	14:28:23.201
6 -	29.721	106.1	17.147	132.8	24.905	93.7	22.434	126.8	1:34.207 (1)	92.98		14:29:57.408
7 -	29.830	104.5	17.231	128.8	25.288	93.9	22.799	126.6	1:35.148	92.06	0.941	14:31:32.556
8 -	30.249	105.0	17.088	128.8	25.171	92.5	22.573	126.1	1:35.081	92.13	0.874	14:33:07.637
9 -	30.109	105.5	17.316	128.0	25.259	91.4	22.632	125.6	1:35.316	91.90	1.109	14:34:42.953

Weather / Track : Bright / Dry

Brands Hatch GP

Circuit Length = 2.4332 miles

Start: 14:20 Flag 14:39 End: 14:40

MCRCB BULLETIN TK250**2017 MCE British Superbike Championship - Round 12****2017 HEL Performance British Motostar Championship****RACE 11 - SECTOR ANALYSIS**

SECTOR 1 = FL to I1, SECTOR 2 = I1 to I2 SECTOR 3 = I2 to I3, SECTOR 4 = I3 to FL, DIFF = Difference To Personal Best Lap, P = Crossed Finish Line in Pit Lane, D = Time Disallowed

10 -	29.961	105.3	17.340	127.8	25.403	90.0	22.753	127.5	1:35.457	91.76	1.250	14:36:18.410
11 -	29.654	106.0	17.092	129.3	25.074	93.3	22.430	127.8	1:34.250 (3)	92.94	0.043	14:37:52.660
12 -	29.780	103.8	17.438	128.0	25.053	89.9	22.542	126.6	1:34.813	92.39	0.606	14:39:27.473

P5	3	Richard KERR						KTM - North West Racing				
IDEAL LAP TIME : 1:33.978		BEST LAP TIME : 1:34.301				DIFFERENCE : 0.323						
LAP	SECTOR 1	SECTOR 2	SECTOR 3	SECTOR 4	LAP TIME	MPH	DIFF	TIME OF DAY				
1 -		103.5	17.558	129.8	25.188	91.8	22.802	127.0	1:40.686	87.00	6.385	14:22:03.280
2 -	30.545	99.8	17.372	130.3	25.375	92.1	22.827	128.0	1:36.119	91.13	1.818	14:23:39.399
3 -	30.271	104.6	17.261	129.5	24.919	91.6	22.525	128.3	1:34.976	92.23	0.675	14:25:14.375
4 -	30.126	103.7	17.327	130.5	24.955	91.9	22.429	127.5	1:34.837	92.36	0.536	14:26:49.212
5 -	30.100	105.0	17.201	129.8	24.856	93.5	22.427	127.0	1:34.584 (3)	92.61	0.283	14:28:23.796
6 -	29.762	104.0	17.525	127.3	24.805	95.3	22.629	126.8	1:34.721	92.48	0.420	14:29:58.517
7 -	29.776	103.4	17.258	128.8	24.807	94.9	22.537	128.3	1:34.378 (2)	92.81	0.077	14:31:32.895
8 -	30.082	101.0	17.393	129.8	25.058	94.2	22.872	127.8	1:35.405	91.81	1.104	14:33:08.300
9 -	30.039	104.6	17.305	129.5	25.050	87.9	22.518	126.8	1:34.912	92.29	0.611	14:34:43.212
10 -	30.458	105.3	17.142	130.5	25.314	87.9	22.541	128.8	1:35.455	91.76	1.154	14:36:18.667
11 -	29.865	105.1	17.187	129.3	24.826	91.1	22.423	126.1	1:34.301 (1)	92.89		14:37:52.968
12 -	29.608	104.8	17.388	129.3	25.083	92.4	22.719	124.2	1:34.798	92.40	0.497	14:39:27.766

P6	12	Edward RENDELL						KTM - Banks Racing				
IDEAL LAP TIME : 1:33.777		BEST LAP TIME : 1:34.272				DIFFERENCE : 0.495						
LAP	SECTOR 1	SECTOR 2	SECTOR 3	SECTOR 4	LAP TIME	MPH	DIFF	TIME OF DAY				
1 -		102.6	17.891	126.6	25.039	92.0	22.606	125.6	1:41.867	85.99	7.595	14:22:04.461
2 -	29.981	99.4	17.669	125.6	24.940	89.4	22.710	125.4	1:35.300	91.91	1.028	14:23:39.761
3 -	30.491	102.1	17.624	124.2	24.991	89.8	22.534	125.6	1:35.640	91.59	1.368	14:25:15.401
4 -	29.821	103.5	17.380	128.5	24.644	89.1	22.427	127.8	1:34.272 (1)	92.92		14:26:49.673
5 -	29.882	102.9	17.426	127.5	24.564	89.2	22.747	124.2	1:34.619	92.58	0.347	14:28:24.292
6 -	30.070	102.2	17.360	124.9	24.547	93.4	22.389	126.3	1:34.366 (3)	92.82	0.094	14:29:58.658
7 -	29.727	102.7	17.376	127.3	24.738	89.8	22.515	127.5	1:34.356 (2)	92.83	0.084	14:31:33.014
8 -	30.103	102.9	17.462	128.3	24.669	91.3	22.595	125.4	1:34.829	92.37	0.557	14:33:07.843
9 -	30.053	103.5	17.429	126.8	25.083	91.6	22.659	124.2	1:35.224	91.99	0.952	14:34:43.067
10 -	29.983	104.0	17.428	125.2	25.203	93.8	22.940	124.2	1:35.554	91.67	1.282	14:36:18.621
11 -	29.603	104.8	17.238	127.0	24.882	91.1	22.655	123.8	1:34.378	92.81	0.106	14:37:52.999
12 -	29.686	103.7	17.555	127.3	24.976	90.8	22.596	122.0	1:34.813	92.39	0.541	14:39:27.812

P7	79	Storm STACEY						Kalex - FPW Racing				
IDEAL LAP TIME : 1:33.955		BEST LAP TIME : 1:34.278				DIFFERENCE : 0.323						
LAP	SECTOR 1	SECTOR 2	SECTOR 3	SECTOR 4	LAP TIME	MPH	DIFF	TIME OF DAY				
1 -		102.1	18.445	131.5	25.400	85.8	22.743	128.5	1:42.669	85.32	8.391	14:22:05.263
2 -	30.254	103.8	17.429	131.0	25.149	89.3	22.621	128.5	1:35.453	91.77	1.175	14:23:40.716
3 -	29.925	104.0	17.191	131.5	24.672	90.5	22.662	127.8	1:34.450 (3)	92.74	0.172	14:25:15.166
4 -	29.969	104.6	17.243	131.3	24.767	90.0	22.355	129.8	1:34.334 (2)	92.85	0.056	14:26:49.500
5 -	29.935	103.0	17.163	131.5	24.943	85.8	22.701	128.5	1:34.742	92.45	0.464	14:28:24.242
6 -	30.321	104.8	17.280	130.3	24.845	86.4	22.512	127.8	1:34.958	92.24	0.680	14:29:59.200
7 -	29.782	104.6	17.247	129.8	24.710	87.4	22.539	128.3	1:34.278 (1)	92.91		14:31:33.478
8 -	29.934	104.6	17.146	130.5	25.047	86.7	22.778	130.0	1:34.905	92.30	0.627	14:33:08.383
9 -	30.140	105.3	17.206	131.3	25.111	83.7	22.512	129.3	1:34.969	92.23	0.691	14:34:43.352
10 -	30.129	105.0	17.214	131.3	25.255	86.5	22.621	127.0	1:35.219	91.99	0.941	14:36:18.571
11 -	30.195	105.6	17.165	131.8	24.961	89.8	22.476	128.5	1:34.797	92.40	0.519	14:37:53.368
12 -	29.815	104.6	17.196	128.0	25.063	85.9	22.393	128.3	1:34.467	92.72	0.189	14:39:27.835

P8	15	Eugene McMANUS						KTM - RS Racing / E15 Racing				
IDEAL LAP TIME : 1:34.595		BEST LAP TIME : 1:34.783				DIFFERENCE : 0.188						
LAP	SECTOR 1	SECTOR 2	SECTOR 3	SECTOR 4	LAP TIME	MPH	DIFF	TIME OF DAY				
1 -		105.1	17.711	132.6	25.485	94.6	22.990	127.8	1:42.548	85.42	7.765	14:22:05.142
2 -	30.097	105.6	17.355	132.6	25.713	90.5	22.736	129.5	1:35.901	91.34	1.118	14:23:41.043
3 -	30.291	105.1	17.164	133.6	25.418	93.2	22.786	128.0	1:35.659	91.57	0.876	14:25:16.702
4 -	30.462	104.8	17.293	132.1	25.379	93.5	22.834	127.5	1:35.968	91.27	1.185	14:26:52.670
5 -	30.284	104.3	17.263	130.8	25.612	90.3	22.759	126.6	1:35.918	91.32	1.135	14:28:28.588

Weather / Track : Bright / Dry

Brands Hatch GP

Circuit Length = 2.4332 miles

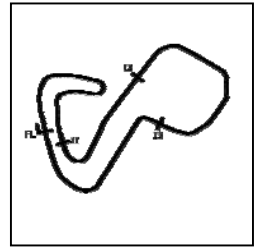
Start: 14:20 Flag 14:39 End: 14:40

MCRCB BULLETIN TK250

2017 MCE British Superbike Championship - Round 12

2017 HEL Performance British Motostar Championship

RACE 11 - SECTOR ANALYSIS



SECTOR 1 = FL to I1, SECTOR 2 = I1 to I2 SECTOR 3 = I2 to I3, SECTOR 4 = I3 to FL, DIFF = Difference To Personal Best Lap, P = Crossed Finish Line in Pit Lane, D = Time Disallowed

6 -	30.365	104.0	17.356	130.5	25.584	89.2	22.772	127.5	1:36.077	91.17	1.294	14:30:04.665
7 -	30.460	103.8	17.462	130.0	25.667	90.9	22.830	126.8	1:36.419	90.85	1.636	14:31:41.084
8 -	30.819	99.5	17.375	130.8	25.524	89.4	22.934	126.6	1:36.652	90.63	1.869	14:33:17.736
9 -	30.580	104.6	17.386	131.5	25.288	92.9	22.803	127.5	1:36.057	91.19	1.274	14:34:53.793
10 -	30.195	105.5	17.230	132.6	25.342	94.6	22.884	127.3	1:35.651 (3)	91.58	0.868	14:36:29.444
11 -	30.157	104.5	17.146	131.8	25.215	95.1	22.562	128.5	1:35.080 (2)	92.13	0.297	14:38:04.524
12 -	29.814	106.0	17.004	132.6	25.338	96.0	22.627	126.3	1:34.783 (1)	92.41		14:39:39.307

P9 34		Liam DELVES					DR-Moto - Stauff Connect Academy / Dr-Moto					
IDEAL LAP TIME : 1:34.914		BEST LAP TIME : 1:35.395					DIFFERENCE : 0.481					
LAP	SECTOR 1	SECTOR 2	SECTOR 3	SECTOR 4	LAP TIME	MPH	DIFF	TIME OF DAY				
1 -		101.3	17.771	128.8	25.776	87.4	22.962	126.6	1:43.440	84.68	8.045	14:22:06.034
2 -	30.253	102.6	17.489	129.3	25.139	91.0	22.815	126.3	1:35.696	91.53	0.301	14:23:41.730
3 -	30.332	103.5	17.312	130.3	25.178	88.0	22.792	126.3	1:35.614	91.61	0.219	14:25:17.344
4 -	30.235	101.9	17.364	130.3	25.275	88.0	22.850	126.6	1:35.724	91.51	0.329	14:26:53.068
5 -	30.286	103.4	17.404	128.5	25.139	88.6	23.209	126.3	1:36.038	91.21	0.643	14:28:29.106
6 -	30.005	102.7	17.487	127.3	25.397	88.1	22.939	125.2	1:35.828	91.41	0.433	14:30:04.934
7 -	30.344	102.7	17.564	128.0	25.537	88.8	22.961	124.9	1:36.406	90.86	1.011	14:31:41.340
8 -	30.216	102.4	17.504	126.3	24.965	95.1	23.201	124.2	1:35.886	91.35	0.491	14:33:17.226
9 -	29.953	103.0	17.502	127.3	24.951	92.4	22.989	123.3	1:35.395 (1)	91.82		14:34:52.621
10 -	30.000	102.9	17.526	125.9	25.132	91.1	22.929	124.0	1:35.587 (2)	91.64	0.192	14:36:28.208
11 -	30.124	102.4	17.534	125.6	25.101	91.0	22.958	124.5	1:35.717	91.51	0.322	14:38:03.925
12 -	29.982	102.9	17.390	126.6	25.530	92.3	22.698	124.7	1:35.600 (3)	91.63	0.205	14:39:39.525

P10 44		Edmund BEST					KTM - SymCirrus Motorsport					
IDEAL LAP TIME : 1:35.089		BEST LAP TIME : 1:35.376					DIFFERENCE : 0.287					
LAP	SECTOR 1	SECTOR 2	SECTOR 3	SECTOR 4	LAP TIME	MPH	DIFF	TIME OF DAY				
1 -		101.6	17.966	130.0	25.576	90.4	22.846	126.3	1:43.083	84.97	7.707	14:22:05.677
2 -	30.416	102.1	17.337	127.8	25.622	91.5	22.726	127.8	1:36.101	91.15	0.725	14:23:41.778
3 -	30.084	103.8	17.302	129.8	25.178	91.0	22.812	126.8	1:35.376 (1)	91.84		14:25:17.154
4 -	30.334	102.9	17.449	129.3	25.492	87.3	22.927	125.6	1:36.202	91.05	0.826	14:26:53.356
5 -	30.152	103.4	17.409	129.5	25.368	89.5	22.893	126.6	1:35.822	91.41	0.446	14:28:29.178
6 -	30.076	103.5	17.481	129.0	25.388	88.6	22.916	126.3	1:35.861	91.38	0.485	14:30:05.039
7 -	30.340	103.5	17.516	129.3	25.639	90.0	22.854	126.8	1:36.349	90.91	0.973	14:31:41.388
8 -	30.449	102.7	17.365	129.0	25.274	92.9	22.811	124.9	1:35.899	91.34	0.523	14:33:17.287
9 -	30.065	103.7	17.381	127.3	25.220	93.4	22.919	124.7	1:35.585 (3)	91.64	0.209	14:34:52.872
10 -	30.005	103.2	17.529	127.3	25.160	91.4	22.813	125.4	1:35.507 (2)	91.71	0.131	14:36:28.379
11 -	30.098	103.0	17.498	128.0	25.223	91.5	22.781	125.9	1:35.600	91.63	0.224	14:38:03.979
12 -	30.173	102.9	17.293	128.5	25.611	91.5	22.631	124.7	1:35.708	91.52	0.332	14:39:39.687

P11 35		Elliot LODGE					FTR - Spike Racing / SP125					
IDEAL LAP TIME : 1:34.535		BEST LAP TIME : 1:35.060					DIFFERENCE : 0.525					
LAP	SECTOR 1	SECTOR 2	SECTOR 3	SECTOR 4	LAP TIME	MPH	DIFF	TIME OF DAY				
1 -		100.0	17.680	130.8	25.548	88.6	22.924	126.1	1:42.714	85.28	7.654	14:22:05.308
2 -	30.854	100.4	17.241	129.5	25.089	89.9	22.758	127.8	1:35.942	91.30	0.882	14:23:41.250
3 -	30.269	103.5	17.193	132.1	25.424	86.9	22.923	125.9	1:35.809	91.43	0.749	14:25:17.059
4 -	30.192	102.6	17.368	131.8	25.474	90.3	22.777	127.0	1:35.811	91.42	0.751	14:26:52.870
5 -	30.163	103.8	17.267	131.3	25.810	87.7	22.911	125.2	1:36.151	91.10	1.091	14:28:29.021
6 -	30.230	104.0	17.510	127.5	25.566	86.7	22.877	128.5	1:36.183	91.07	1.123	14:30:05.204
7 -	30.218	104.2	17.584	129.3	25.727	87.4	22.706	129.8	1:36.235	91.02	1.175	14:31:41.439
8 -	30.581	98.8	17.365	131.8	25.612	87.6	22.837	126.6	1:36.395	90.87	1.335	14:33:17.834
9 -	30.621	105.0	17.301	131.0	25.386	88.8	22.748	127.8	1:36.056	91.19	0.996	14:34:53.890
10 -	30.222	105.3	17.165	131.0	25.411	89.5	22.833	127.5	1:35.631 (3)	91.60	0.571	14:36:29.521
11 -	30.167	106.0	17.178	131.8	25.337	89.5	22.535	128.3	1:35.217 (2)	91.99	0.157	14:38:04.738
12 -	29.897	105.3	17.014	130.0	25.582	88.6	22.567	127.0	1:35.060 (1)	92.15		14:39:39.798

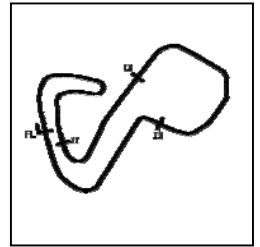
P12 30 S		Max COOK					Honda NSF - Wilson Racing					
IDEAL LAP TIME : 1:35.595		BEST LAP TIME : 1:35.639					DIFFERENCE : 0.044					
LAP	SECTOR 1	SECTOR 2	SECTOR 3	SECTOR 4	LAP TIME	MPH	DIFF	TIME OF DAY				
1 -		100.6	17.913	122.9	25.619	92.3	23.146	124.0	1:43.846	84.35	8.207	14:22:06.440

Weather / Track : Bright / Dry

Brands Hatch GP

Circuit Length = 2.4332 miles

Start: 14:20 Flag 14:39 End: 14:40

MCRCB BULLETIN TK250**2017 MCE British Superbike Championship - Round 12****2017 HEL Performance British Motostar Championship****RACE 11 - SECTOR ANALYSIS**

SECTOR 1 = FL to I1, SECTOR 2 = I1 to I2 SECTOR 3 = I2 to I3, SECTOR 4 = I3 to FL, DIFF = Difference To Personal Best Lap, P = Crossed Finish Line in Pit Lane, D = Time Disallowed

2 -	30.371	100.6	17.669	122.6	25.412	92.1	23.186	122.2	1:36.638	90.64	0.999	14:23:43.078
3 -	30.231	99.8	17.603	123.3	25.447	92.9	23.216	120.9	1:36.497	90.77	0.858	14:25:19.575
4 -	30.380	99.1	17.626	122.4	25.429	94.5	23.183	119.6	1:36.618	90.66	0.979	14:26:56.193
5 -	30.285	99.5	17.635	121.7	25.472	94.7	23.101	120.2	1:36.493	90.78	0.854	14:28:32.686
6 -	30.239	99.1	17.601	122.4	25.398	93.4	23.117	120.4	1:36.355	90.91	0.716	14:30:09.041
7 -	30.243	98.6	17.596	122.0	25.341	95.5	23.209	118.9	1:36.389	90.88	0.750	14:31:45.430
8 -	30.068	99.7	17.555	122.2	25.100	96.0	23.046	120.2	1:35.769 (3)	91.46	0.130	14:33:21.199
9 -	29.950	100.3	17.582	122.0	25.077	95.4	23.030	120.2	1:35.639 (1)	91.59		14:34:56.838
10 -	29.986	99.7	17.622	121.7	25.129	95.0	23.013	120.6	1:35.750 (2)	91.48	0.111	14:36:32.588
11 -	30.033	99.5	17.649	121.5	25.254	95.5	23.184	119.8	1:36.120	91.13	0.481	14:38:08.708
12 -	30.138	99.2	17.573	121.3	25.250	94.5	23.120	118.7	1:36.081	91.17	0.442	14:39:44.789

P13 52 Jorel BOERBOOM Kalex KTM - Fireplace Warehouse
IDEAL LAP TIME : 1:35.816 BEST LAP TIME : 1:36.333 DIFFERENCE : 0.517

LAP	SECTOR 1	SECTOR 2	SECTOR 3	SECTOR 4	LAP TIME	MPH	DIFF	TIME OF DAY				
1 -	101.9	17.826	129.8	26.263	88.6	23.096	127.3	1:45.031	83.40	8.698	14:22:07.625	
2 -	30.805	103.5	17.650	128.0	25.586	89.7	22.999	125.6	1:37.040	90.27	0.707	14:23:44.665
3 -	30.582	102.7	17.534	128.0	25.758	89.5	22.886	124.9	1:36.760	90.53	0.427	14:25:21.425
4 -	30.613	103.0	17.552	128.0	25.682	89.5	22.849	124.9	1:36.696	90.59	0.363	14:26:58.121
5 -	30.317	104.0	17.474	127.8	25.629	90.0	22.918	124.5	1:36.338 (2)	90.92	0.005	14:28:34.459
6 -	30.554	103.4	17.485	128.0	25.687	93.3	22.993	124.9	1:36.719	90.57	0.386	14:30:11.178
7 -	30.323	102.7	17.446	127.8	25.470	91.6	23.094	124.2	1:36.333 (1)	90.93		14:31:47.511
8 -	30.499	103.7	17.395	128.0	25.625	88.1	23.210	123.8	1:36.729	90.56	0.396	14:33:24.240
9 -	30.670	103.8	17.456	128.5	25.372	89.9	22.970	125.6	1:36.468 (3)	90.80	0.135	14:35:00.708
10 -	30.741	103.7	17.709	126.8	25.460	88.8	22.732	125.6	1:36.642	90.64	0.309	14:36:37.350
11 -	30.419	103.5	17.497	128.8	25.731	89.0	22.953	124.5	1:36.600	90.68	0.267	14:38:13.950
12 -	30.738	102.2	17.605	126.1	25.662	90.5	23.013	123.1	1:37.018	90.29	0.685	14:39:50.968

P14 2 S Thomas STRUDWICK Honda NSF - Case Moto Rapido Moto3
IDEAL LAP TIME : 1:35.645 BEST LAP TIME : 1:35.806 DIFFERENCE : 0.161

LAP	SECTOR 1	SECTOR 2	SECTOR 3	SECTOR 4	LAP TIME	MPH	DIFF	TIME OF DAY				
1 -	99.4	18.007	126.8	26.343	87.3	23.691	121.7	1:46.027	82.61	10.221	14:22:08.621	
2 -	30.586	100.7	17.643	125.9	25.731	85.7	23.172	122.0	1:37.132	90.18	1.326	14:23:45.753
3 -	30.330	99.2	17.843	123.1	25.486	87.4	23.211	121.5	1:36.870	90.42	1.064	14:25:22.623
4 -	30.455	100.0	17.616	123.1	25.372	89.3	23.087	120.4	1:36.530	90.74	0.724	14:26:59.153
5 -	30.214	100.3	17.695	122.6	25.333	90.0	23.164	119.1	1:36.406 (3)	90.86	0.600	14:28:35.559
6 -	30.046	100.6	17.574	123.3	25.183	90.6	23.003	122.4	1:35.806 (1)	91.43		14:30:11.365
7 -	30.404	100.9	17.462	124.7	25.333	88.4	23.240	119.8	1:36.439	90.83	0.633	14:31:47.804
8 -	29.997	100.1	17.671	122.2	25.565	91.8	23.253	119.1	1:36.486	90.78	0.680	14:33:24.290
9 -	30.137	100.3	17.607	121.7	25.340	90.1	23.291	118.1	1:36.375 (2)	90.89	0.569	14:35:00.665
10 -	30.169	99.8	17.707	120.9	25.549	89.7	23.203	118.9	1:36.628	90.65	0.822	14:36:37.293
11 -	30.133	99.5	17.766	120.6	25.924	85.4	23.310	118.9	1:37.133	90.18	1.327	14:38:14.426
12 -	30.427	99.1	17.798	121.3	25.453	89.7	23.410	110.1	1:37.088	90.22	1.282	14:39:51.514

P15 56 S Charlie ATKINS Honda NSF - Wilson Racing
IDEAL LAP TIME : 1:36.497 BEST LAP TIME : 1:36.922 DIFFERENCE : 0.425

LAP	SECTOR 1	SECTOR 2	SECTOR 3	SECTOR 4	LAP TIME	MPH	DIFF	TIME OF DAY				
1 -	99.1	18.201	120.6	26.335	88.7	23.918	123.8	1:46.272	82.42	9.350	14:22:08.866	
2 -	30.573	99.7	17.788	119.4	25.719	86.9	23.384	123.1	1:37.464	89.87	0.542	14:23:46.330
3 -	30.850	98.2	17.871	121.7	25.622	88.1	23.411	121.5	1:37.754	89.61	0.832	14:25:24.084
4 -	31.025	98.8	17.854	119.8	25.426	90.3	23.300	119.8	1:37.605	89.74	0.683	14:27:01.689
5 -	30.779	97.9	17.867	120.0	25.563	90.4	23.408	118.3	1:37.617	89.73	0.695	14:28:39.306
6 -	30.645	98.1	17.919	121.7	25.910	91.5	23.282	122.2	1:37.756	89.60	0.834	14:30:17.062
7 -	30.897	98.2	17.731	121.7	25.330	92.9	23.256	119.1	1:37.214	90.10	0.292	14:31:54.276
8 -	30.475	97.6	17.794	121.3	25.434	92.3	23.346	119.1	1:37.049	90.26	0.127	14:33:31.325
9 -	30.393	99.5	17.783	120.9	25.343	93.0	23.403	118.9	1:36.922 (1)	90.38		14:35:08.247
10 -	30.374	98.9	17.754	120.0	25.369	91.5	23.472	119.1	1:36.969 (2)	90.33	0.047	14:36:45.216
11 -	30.293	98.3	17.860	120.0	25.441	89.7	23.587	118.7	1:37.181	90.13	0.259	14:38:22.397
12 -	30.335	99.2	17.734	120.2	25.772	89.9	23.143	120.0	1:36.984 (3)	90.32	0.062	14:39:59.381

Weather / Track : Bright / Dry

Brands Hatch GP

Circuit Length = 2.4332 miles

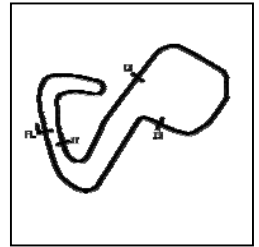
Start: 14:20 Flag 14:39 End: 14:40

MCRCB BULLETIN TK250

2017 MCE British Superbike Championship - Round 12

2017 HEL Performance British Motostar Championship

RACE 11 - SECTOR ANALYSIS



SECTOR 1 = FL to I1, SECTOR 2 = I1 to I2 SECTOR 3 = I2 to I3, SECTOR 4 = I3 to FL, DIFF = Difference To Personal Best Lap, P = Crossed Finish Line in Pit Lane, D = Time Disallowed

P16 55 S		Jack SCOTT		Honda NSF - J J Racing								
IDEAL LAP TIME : 1:36.305		BEST LAP TIME : 1:36.674		DIFFERENCE : 0.369								
LAP	SECTOR 1	SECTOR 2	SECTOR 3	SECTOR 4	LAP TIME	MPH	DIFF	TIME OF DAY				
1 -		99.7	18.044	119.8	26.028	87.7	23.596	118.7	1:44.926	83.48	8.252	14:22:07.520
2 -	30.983	97.6	18.072	118.7	25.836	86.1	23.478	120.9	1:38.369	89.05	1.695	14:23:45.889
3 -	31.162	98.1	18.050	119.6	25.774	86.4	23.462	119.8	1:38.448	88.97	1.774	14:25:24.337
4 -	30.881	99.2	18.075	119.4	25.573	88.6	23.401	119.4	1:37.930	89.45	1.256	14:27:02.267
5 -	30.343	99.4	18.016	119.6	25.598	90.6	23.404	117.9	1:37.361	89.97	0.687	14:28:39.628
6 -	30.590	99.2	18.061	120.0	26.055	88.6	23.125	120.0	1:37.831	89.54	1.157	14:30:17.459
7 -	30.605	97.1	17.896	120.0	25.196	90.9	23.285	118.5	1:36.982 (3)	90.32	0.308	14:31:54.441
8 -	30.501	98.5	17.932	119.4	25.508	93.3	23.335	117.5	1:37.276	90.05	0.602	14:33:31.717
9 -	30.452	99.1	17.786	119.1	25.203	92.5	23.233	118.5	1:36.674 (1)	90.61		14:35:08.391
10 -	30.333	98.5	17.856	119.8	25.309	90.9	23.458	118.3	1:36.956 (2)	90.34	0.282	14:36:45.347
11 -	30.343	98.8	17.826	119.8	25.384	89.9	23.438	116.1	1:36.991	90.31	0.317	14:38:22.338
12 -	30.198	97.9	17.969	117.3	25.537	91.0	23.402	113.9	1:37.106	90.20	0.432	14:39:59.444

P17 99		Stephen CAMPBELL		Honda - Campbell Racing								
IDEAL LAP TIME : 1:36.384		BEST LAP TIME : 1:36.666		DIFFERENCE : 0.282								
LAP	SECTOR 1	SECTOR 2	SECTOR 3	SECTOR 4	LAP TIME	MPH	DIFF	TIME OF DAY				
1 -		98.9	18.349	127.8	26.334	85.0	23.400	124.9	1:47.093	81.79	10.427	14:22:09.687
2 -	31.040	99.5	17.852	124.9	25.846	87.3	23.292	122.0	1:38.030	89.35	1.364	14:23:47.717
3 -	30.952	99.7	17.738	124.9	25.590	88.3	23.073	122.2	1:37.353	89.98	0.687	14:25:25.070
4 -	31.044	100.6	17.811	126.1	25.553	86.1	23.076	123.1	1:37.484	89.85	0.818	14:27:02.554
5 -	30.793	101.0	17.760	123.1	25.558	88.1	23.017	122.4	1:37.128	90.18	0.462	14:28:39.682
6 -	30.695	99.7	17.772	125.6	25.943	88.8	23.022	122.2	1:37.432	89.90	0.766	14:30:17.114
7 -	31.420	99.4	17.972	124.2	25.571	86.0	23.049	122.2	1:38.012	89.37	1.346	14:31:55.126
8 -	30.457	100.7	17.656	125.2	25.651	86.8	23.068	122.2	1:36.832 (2)	90.46	0.166	14:33:31.958
9 -	30.694	101.2	17.701	124.0	25.281	89.8	22.990	121.3	1:36.666 (1)	90.61		14:35:08.624
10 -	30.565	101.2	17.740	123.3	25.638	89.2	23.133	121.1	1:37.076	90.23	0.410	14:36:45.700
11 -	30.520	100.3	17.772	123.1	25.543	85.8	23.178	119.8	1:37.013 (3)	90.29	0.347	14:38:22.713
12 -	30.726	100.4	17.847	122.0	25.454	89.2	23.148	118.5	1:37.175	90.14	0.509	14:39:59.888

P18 26 S		Scott OGDEN		Honda - Microlise Cresswell Racing								
IDEAL LAP TIME : 1:36.434		BEST LAP TIME : 1:36.818		DIFFERENCE : 0.384								
LAP	SECTOR 1	SECTOR 2	SECTOR 3	SECTOR 4	LAP TIME	MPH	DIFF	TIME OF DAY				
1 -		97.6	18.065	124.5	25.972	83.2	23.667	123.8	1:46.390	82.33	9.572	14:22:08.984
2 -	30.877	100.9	17.893	123.5	25.643	87.6	23.300	122.2	1:37.713	89.64	0.895	14:23:46.697
3 -	30.636	99.7	17.944	124.2	25.719	84.3	23.287	120.6	1:37.586	89.76	0.768	14:25:24.283
4 -	31.440	98.9	17.909	123.8	25.511	90.0	23.164	122.9	1:38.024	89.36	1.206	14:27:02.307
5 -	30.708	100.6	18.149	122.6	25.743	89.5	23.179	120.4	1:37.779	89.58	0.961	14:28:40.086
6 -	30.542	100.1	17.812	124.5	26.055	83.9	23.268	121.1	1:37.677	89.68	0.859	14:30:17.763
7 -	30.529	99.7	17.887	121.3	25.712	88.7	23.415	121.1	1:37.543	89.80	0.725	14:31:55.306
8 -	30.644	100.1	17.744	122.9	25.413	89.2	23.155	121.1	1:36.956	90.34	0.138	14:33:32.262
9 -	30.510	100.9	17.871	122.4	25.304	90.8	23.133	119.8	1:36.818 (1)	90.47		14:35:09.080
10 -	30.253	101.0	17.844	122.2	25.559	88.0	23.238	120.6	1:36.894 (2)	90.40	0.076	14:36:45.974
11 -	30.432	100.4	17.865	122.9	25.396	86.8	23.213	121.3	1:36.906 (3)	90.39	0.088	14:38:22.880
12 -	30.823	100.3	18.159	121.1	25.436	90.0	23.366	117.5	1:37.784	89.58	0.966	14:40:00.664

P19 20		Joel MARKLUND		KTM - Marklund Solutions / SP125								
IDEAL LAP TIME : 1:36.601		BEST LAP TIME : 1:36.923		DIFFERENCE : 0.322								
LAP	SECTOR 1	SECTOR 2	SECTOR 3	SECTOR 4	LAP TIME	MPH	DIFF	TIME OF DAY				
1 -		102.9	17.664	130.0	26.569	85.1	23.543	127.3	1:46.071	82.58	9.148	14:22:08.665
2 -	30.898	102.1	17.579	129.8	25.663	88.3	23.150	128.3	1:37.290	90.03	0.367	14:23:45.955
3 -	30.822	102.2	17.618	129.0	26.084	89.8	23.283	124.7	1:37.807	89.56	0.884	14:25:23.762
4 -	31.653	101.3	17.697	128.0	25.618	90.4	23.130	126.6	1:38.098	89.29	1.175	14:27:01.860
5 -	30.887	103.2	17.732	126.6	25.567	89.5	23.168	124.5	1:37.354	89.97	0.431	14:28:39.214
6 -	30.783	102.2	17.725	126.6	25.918	90.5	23.116	124.2	1:37.542	89.80	0.619	14:30:16.756
7 -	31.560	86.1	17.900	128.5	25.509	89.8	23.100	125.6	1:38.069	89.32	1.146	14:31:54.825
8 -	30.482	103.7	17.515	128.8	25.789	88.4	23.137	124.9	1:36.923 (1)	90.37		14:33:31.748
9 -	31.547	103.8	17.582	129.3	25.684	89.5	23.219	124.5	1:38.032	89.35	1.109	14:35:09.780

Weather / Track : Bright / Dry

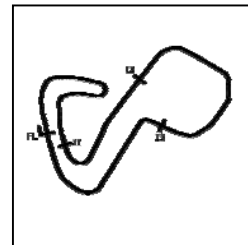
Brands Hatch GP
Circuit Length = 2.4332 miles
Start: 14:20 Flag 14:39 End: 14:40

MCRCB BULLETIN TK250

2017 MCE British Superbike Championship - Round 12

2017 HEL Performance British Motostar Championship

RACE 11 - SECTOR ANALYSIS



SECTOR 1 = FL to I1, SECTOR 2 = I1 to I2 SECTOR 3 = I2 to I3, SECTOR 4 = I3 to FL, DIFF = Difference To Personal Best Lap, P = Crossed Finish Line in Pit Lane, D = Time Disallowed

10 -	30.777	101.5	17.672	127.5	25.513	91.6	23.158	125.6	1:37.120	(3)	90.19	0.197	14:36:46.900
11 -	30.736	102.6	17.618	127.0	25.567	90.6	23.095	124.7	1:37.016	(2)	90.29	0.093	14:38:23.916
12 -	30.788	100.6	17.837	128.0	25.779	91.8	23.247	124.9	1:37.651		89.70	0.728	14:40:01.567

P20		89 S		T. Fox MORETON				Honda NSF - Banks Racing / Moto Engineering					
IDEAL LAP TIME : 1:37.783		BEST LAP TIME : 1:37.852				DIFFERENCE : 0.069							
LAP	SECTOR 1	SECTOR 2	SECTOR 3	SECTOR 4	LAP TIME	MPH	DIFF	TIME OF DAY					
1 -		100.0	18.226	124.2	26.525	86.5	23.648	122.2	1:47.224	81.69	9.372	14:22:09.818	
2 -	31.587	100.0	18.081	125.4	26.194	86.5	23.480	122.6	1:39.342	88.17	1.490	14:23:49.160	
3 -	31.415	98.1	18.110	123.8	26.157	88.5	23.400	121.1	1:39.082	88.41	1.230	14:25:28.242	
4 -	31.629	98.1	18.149	122.0	26.517	89.2	23.472	120.2	1:39.767	87.80	1.915	14:27:08.009	
5 -	31.352	98.5	17.972	122.6	26.172	87.0	23.415	118.7	1:38.911	88.56	1.059	14:28:46.920	
6 -	30.974	99.2	17.894	121.7	25.909	89.4	23.289	119.8	1:38.066	89.32	0.214	14:30:24.986	
7 -	30.969	99.7	17.786	121.5	25.868	89.1	23.229	119.8	1:37.852	(1)	89.52	14:32:02.838	
8 -	31.036	99.5	17.861	121.5	25.814	90.5	23.317	118.7	1:38.028	(3)	89.36	0.176	14:33:40.866
9 -	31.078	100.0	17.830	122.0	25.799	90.3	23.292	119.8	1:37.999	(2)	89.38	0.147	14:35:18.865
10 -	31.424	97.8	18.171	120.6	26.418	87.4	23.647	118.5	1:39.660	87.89	1.808	14:36:58.525	
11 -	31.999	98.3	18.276	119.6	26.685	85.9	23.861	118.1	1:40.821	86.88	2.969	14:38:39.346	
12 -	32.369	96.6	18.541	119.6	27.203	85.9	24.383	111.6	1:42.496	85.46	4.644	14:40:21.842	

P21		50 S		Aditya BEHAL				Honda NSF - Microlise Cresswell Racing					
IDEAL LAP TIME : 1:38.317		BEST LAP TIME : 1:38.663				DIFFERENCE : 0.346							
LAP	SECTOR 1	SECTOR 2	SECTOR 3	SECTOR 4	LAP TIME	MPH	DIFF	TIME OF DAY					
1 -		100.6	18.205	126.1	26.618	87.4	23.834	124.9	1:47.768	81.28	9.105	14:22:10.362	
2 -	31.325	101.0	17.967	124.7	26.263	86.3	23.627	122.4	1:39.182	88.32	0.519	14:23:49.544	
3 -	31.134	100.3	18.227	125.6	26.184	84.0	23.599	120.6	1:39.144	88.35	0.481	14:25:28.688	
4 -	31.503	100.3	17.963	124.5	26.563	81.3	23.737	121.5	1:39.766	87.80	1.103	14:27:08.454	
5 -	31.030	98.2	18.140	123.1	26.135	83.4	23.593	118.9	1:38.898	88.57	0.235	14:28:47.352	
6 -	31.193	99.2	17.872	126.3	26.025	80.1	23.592	121.1	1:38.682	(2)	88.76	0.019	14:30:26.034
7 -	30.946	98.6	17.885	122.2	25.990	89.0	23.842	118.9	1:38.663	(1)	88.78	14:32:04.697	
8 -	31.004	98.9	17.965	121.7	26.202	89.4	23.657	118.3	1:38.828	(3)	88.63	0.165	14:33:43.525
9 -	31.081	98.9	18.105	121.7	26.280	86.8	23.993	118.1	1:39.459	88.07	0.796	14:35:22.984	
10 -	31.409	97.5	18.431	120.2	26.496	85.5	24.150	117.3	1:40.486	87.17	1.823	14:37:03.470	
11 -	31.157	97.6	18.138	120.9	26.761	87.6	24.013	117.3	1:40.069	87.53	1.406	14:38:43.539	
12 -	31.305	98.2	18.076	121.7	26.189	88.7	23.509	118.7	1:39.079	88.41	0.416	14:40:22.618	

P22		13 S		Jacob CLARK				Honda NSF - Wilson Racing					
IDEAL LAP TIME : 1:40.156		BEST LAP TIME : 1:40.686				DIFFERENCE : 0.530							
LAP	SECTOR 1	SECTOR 2	SECTOR 3	SECTOR 4	LAP TIME	MPH	DIFF	TIME OF DAY					
1 -		96.2	18.473	120.9	26.449	83.2	24.013	120.4	1:48.433	80.78	7.747	14:22:11.027	
2 -	31.751	93.2	18.292	121.1	26.599	82.6	24.044	117.7	1:40.686	(1)	87.00	14:23:51.713	
3 -	31.756	93.5	18.482	118.3	26.703	84.2	24.170	116.9	1:41.111	86.63	0.425	14:25:32.824	
4 -	31.927	92.1	18.656	118.1	27.051	82.9	24.151	116.1	1:41.785	86.06	1.099	14:27:14.609	
5 -	32.124	90.9	19.064	116.5	27.335	78.4	23.974	116.7	1:42.497	85.46	1.811	14:28:57.106	
6 -	31.875	93.8	18.524	118.3	26.724	79.7	23.937	117.7	1:41.060	86.67	0.374	14:30:38.166	
7 -	31.719	93.3	18.434	120.2	26.897	83.3	23.902	116.5	1:40.952	(3)	86.77	0.266	14:32:19.118
8 -	31.646	95.5	18.874	117.5	26.499	86.0	24.080	116.1	1:41.099	86.64	0.413	14:34:00.217	
9 -	31.821	93.8	18.581	115.7	27.173	79.0	23.846	117.3	1:41.421	86.37	0.735	14:35:41.638	
10 -	32.213	96.2	18.412	117.5	26.719	79.8	23.850	117.7	1:41.194	86.56	0.508	14:37:22.832	
11 -	32.054	94.1	18.345	118.5	26.716	78.6	23.917	116.9	1:41.032	86.70	0.346	14:39:03.864	
12 -	31.975	94.9	18.215	120.0	26.619	86.2	24.084	115.1	1:40.893	(2)	86.82	0.207	14:40:44.757

P23		48 S		Ewan POTTER				Honda NSF -					
IDEAL LAP TIME : 1:40.346		BEST LAP TIME : 1:40.638				DIFFERENCE : 0.292							
LAP	SECTOR 1	SECTOR 2	SECTOR 3	SECTOR 4	LAP TIME	MPH	DIFF	TIME OF DAY					
1 -		95.5	18.338	124.5	27.209	79.3	23.930	120.4	1:49.306	80.14	8.668	14:22:11.900	
2 -	31.744	98.9	18.259	122.6	26.728	83.1	23.907	119.1	1:40.638	(1)	87.04	14:23:52.538	
3 -	31.732	97.3	18.416	121.1	26.759	81.8	23.882	118.3	1:40.789	(2)	86.91	0.151	14:25:33.327
4 -	32.059	97.9	18.261	121.7	27.088	80.8	24.013	117.7	1:41.421	86.37	0.783	14:27:14.748	
5 -	32.154	89.9	18.841	118.5	27.135	82.4	24.001	117.1	1:42.131	85.77	1.493	14:28:56.879	

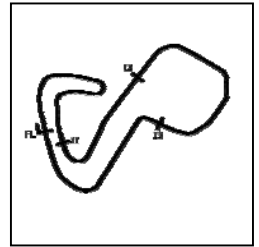
Weather / Track : Bright / Dry

Brands Hatch GP

Circuit Length = 2.4332 miles

Start: 14:20 Flag 14:39 End: 14:40

RACE 11 - SECTOR ANALYSIS



SECTOR 1 = FL to I1, SECTOR 2 = I1 to I2, SECTOR 3 = I2 to I3, SECTOR 4 = I3 to FL, DIFF = Difference To Personal Best Lap, P = Crossed Finish Line in Pit Lane, D = Time Disallowed

6 -	31.758	97.3	18.307	118.9	27.015	82.4	23.933	117.5	1:41.013	86.71	0.375	14:30:37.892
7 -	31.730	97.1	18.462	119.6	27.323	78.4	23.924	117.9	1:41.439	86.35	0.801	14:32:19.331
8 -	31.818	98.1	18.528	117.5	26.917	83.8	23.837	118.7	1:41.100	86.64	0.462	14:34:00.431
9 -	31.954	97.3	18.189	119.6	26.985	83.4	23.941	117.1	1:41.069	86.67	0.431	14:35:41.500
10 -	31.909	98.5	18.317	118.5	27.005	82.8	24.049	116.1	1:41.280	86.49	0.642	14:37:22.780
11 -	31.592	97.3	18.251	118.1	27.071	81.7	24.040	116.1	1:40.954 (3)	86.77	0.316	14:39:03.734
12 -	31.766	96.6	18.199	118.9	27.136	80.0	24.356	114.3	1:41.457	86.34	0.819	14:40:45.191

P24 45 S Scott SWANN Honda NSF - Swann Racing

IDEAL LAP TIME : 1:37.540 BEST LAP TIME : 1:37.785 DIFFERENCE : 0.245

LAP	SECTOR 1	SECTOR 2	SECTOR 3	SECTOR 4	LAP TIME	MPH	DIFF	TIME OF DAY				
1 -	98.8	18.301	122.4	26.827	82.7	23.759	121.5	1:47.646	81.37	9.861	14:22:10.240	
2 -	31.292	99.5	18.160	122.4	26.408	89.8	23.681	120.9	1:39.541	88.00	1.756	14:23:49.781
3 -	31.020	99.5	18.034	122.0	26.091	87.2	23.589	118.3	1:38.734	88.72	0.949	14:25:28.515
4 -	31.269	98.9	18.383	120.4	26.045	87.2	23.838	118.7	1:39.535	88.00	1.750	14:27:08.050
5 -	30.727	97.3	18.167	118.3	25.744	88.5	23.717	116.3	1:38.355	89.06	0.570	14:28:46.405
6 -	30.635	96.9	17.983	117.9	25.604	91.0	23.736	116.3	1:37.958	89.42	0.173	14:30:24.363
7 -	30.580	96.9	17.965	117.7	25.730	92.1	23.635	116.7	1:37.910 (3)	89.46	0.125	14:32:02.273
8 -	30.425	97.1	18.010	117.7	25.720	89.9	23.726	116.1	1:37.881 (2)	89.49	0.096	14:33:40.154
9 -	30.538	97.8	18.066	118.1	25.561	89.3	23.620	116.5	1:37.785 (1)	89.58		14:35:17.939

P25 27 Josh HODGE KTM - Team HPR

IDEAL LAP TIME : 1:38.607 BEST LAP TIME : 1:38.922 DIFFERENCE : 0.315

LAP	SECTOR 1	SECTOR 2	SECTOR 3	SECTOR 4	LAP TIME	MPH	DIFF	TIME OF DAY				
1 -	99.7	18.282	125.2	26.336	84.0	23.753	126.1	1:46.958	81.89	8.036	14:22:09.552	
2 -	31.683	98.9	18.063	127.3	26.036	84.6	23.662	124.7	1:39.444	88.08	0.522	14:23:48.996
3 -	31.454	99.2	18.009	125.4	25.979	88.4	23.634	123.3	1:39.076 (3)	88.41	0.154	14:25:28.072
4 -	31.561	100.4	18.124	124.2	26.269	87.4	23.715	123.1	1:39.669	87.88	0.747	14:27:07.741
5 -	31.393	100.0	17.882	124.2	26.200	87.1	23.662	121.7	1:39.137	88.36	0.215	14:28:46.878
6 -	31.498	99.7	17.835	125.9	26.053	84.3	23.554	123.1	1:38.940 (2)	88.53	0.018	14:30:25.818
7 -	31.481	100.6	17.811	126.1	26.126	83.7	23.504	123.5	1:38.922 (1)	88.55		14:32:04.740

P26 54 Sam BURMAN KTM - TeamWNT / Burman Racing

IDEAL LAP TIME : 1:36.476 BEST LAP TIME : 1:36.966 DIFFERENCE : 0.490

LAP	SECTOR 1	SECTOR 2	SECTOR 3	SECTOR 4	LAP TIME	MPH	DIFF	TIME OF DAY				
1 -	102.7	17.556	129.8	27.110	91.3	23.389	127.5	1:45.620	82.93	8.654	14:22:08.214	
2 -	30.822	104.6	17.411	130.0	25.831	91.9	23.148	126.1	1:37.212 (2)	90.11	0.246	14:23:45.426
3 -	30.556	103.4	17.385	129.8	25.888	92.3	23.137	125.9	1:36.966 (1)	90.33		14:25:22.392
4 -	31.207	104.0	17.393	129.5	25.677	93.3	23.068	126.1	1:37.345 (3)	89.98	0.379	14:26:59.737

P27 25 Mike BROUWERS APG Moto - TEC7-Joma / Brouwersracingteam

IDEAL LAP TIME : 1:35.697 BEST LAP TIME : 1:35.705 DIFFERENCE : 0.008

LAP	SECTOR 1	SECTOR 2	SECTOR 3	SECTOR 4	LAP TIME	MPH	DIFF	TIME OF DAY				
1 -	100.6	18.045	125.2	25.017	91.6	22.803	124.9	1:41.410	86.38	5.705	14:22:04.004	
2 -	30.377	100.7	17.661	126.1	24.856	88.8	22.811	125.4	1:35.705 (1)	91.52		14:23:39.709
3 -	30.477	102.2	17.689	125.4	24.868	92.6	27.093	53.3	1:40.127 (2)	87.48	4.422	14:25:19.836

MCRCB BULLETIN TK251**2017 MCE British Superbike Championship - Round 12****2017 HEL Performance British Motostar Championship****RACE 11 - BEST SPEEDS**

POS	INTERMEDIATE 1		INTERMEDIATE 2		INTERMEDIATE 3		FINISH LINE		MPH			
	NO	NAME	MPH	NO	NAME	MPH	NO	NAME				
1	19	RODRIGUEZ	106.8	19	RODRIGUEZ	133.9	1	BOOTH-AMOS	98.1	47	ARCHER	131.0
2	47	ARCHER	106.5	15	McMANUS	133.6	15	McMANUS	96.0	19	RODRIGUEZ	131.0
3	15	McMANUS	106.0	64	DURHAM	133.4	30	COOK	96.0	64	DURHAM	130.5
4	35	LODGE	106.0	35	LODGE	132.1	3	KERR	95.3	1	BOOTH-AMOS	130.3
5	1	BOOTH-AMOS	105.8	79	STACEY	131.8	34	DELVES	95.1	79	STACEY	130.0
6	64	DURHAM	105.6	47	ARCHER	131.0	19	RODRIGUEZ	94.3	35	LODGE	129.8
7	79	STACEY	105.6	3	KERR	130.5	64	DURHAM	94.2	15	McMANUS	129.5
8	3	KERR	105.3	1	BOOTH-AMOS	130.3	12	RENDELL	93.8	3	KERR	128.8
9	54	BURMAN	105.3	34	DELVES	130.3	44	BEST	93.4	20	MARKLUND	128.3
10	12	RENDELL	104.8	44	BEST	130.0	52	BOERBOOM	93.3	12	RENDELL	127.8
11	52	BOERBOOM	104.0	20	MARKLUND	130.0	55	SCOTT	93.3	44	BEST	127.8
12	44	BEST	103.8	54	BURMAN	130.0	54	BURMAN	93.3	54	BURMAN	127.5
13	20	MARKLUND	103.8	52	BOERBOOM	129.8	56	ATKINS	93.0	52	BOERBOOM	127.3
14	34	DELVES	103.5	12	RENDELL	128.5	47	ARCHER	92.9	34	DELVES	126.6
15	25	BROUWERS	102.2	99	CAMPBELL	127.8	25	BROUWERS	92.6	27	HODGE	126.1
16	99	CAMPBELL	101.2	27	HODGE	127.3	45	SWANN	92.1	25	BROUWERS	125.4
17	26	OGDEN	101.0	2	STRUDWICK	126.8	2	STRUDWICK	91.8	99	CAMPBELL	124.9
18	50	BEHAL	101.0	50	BEHAL	126.3	20	MARKLUND	91.8	50	BEHAL	124.9
19	2	STRUDWICK	100.9	25	BROUWERS	126.1	26	OGDEN	90.8	30	COOK	124.0
20	30	COOK	100.6	89	MORETON	125.4	79	STACEY	90.5	56	ATKINS	123.8
21	27	HODGE	100.6	26	OGDEN	124.5	89	MORETON	90.5	26	OGDEN	123.8
22	89	MORETON	100.0	48	POTTER	124.5	35	LODGE	90.3	89	MORETON	122.6
23	56	ATKINS	99.7	30	COOK	123.3	99	CAMPBELL	89.8	2	STRUDWICK	122.4
24	55	SCOTT	99.7	45	SWANN	122.4	50	BEHAL	89.4	45	SWANN	121.5
25	45	SWANN	99.5	56	ATKINS	121.7	27	HODGE	88.4	55	SCOTT	120.9
26	48	POTTER	98.9	13	CLARK	121.1	13	CLARK	86.2	13	CLARK	120.4
27	13	CLARK	96.2	55	SCOTT	120.0	48	POTTER	83.8	48	POTTER	120.4

Weather / Track : Bright / Dry

Results can be found at www.tsl-timing.com

Brands Hatch GP

Circuit Length = 2.4332 miles

Start: 14:20 Flag 14:39 End: 14:40

Printed - 14:44 Sunday, 15 October 2017

MCRCB BULLETIN TK252

2017 MCE British Superbike Championship - Round 12

2017 HEL Performance British Motostar Championship

RACE 11 - BEST SECTORS

SECTOR 1				SECTOR 2				SECTOR 3				SECTOR 4				IDEAL / BEST COMPARISON		
POS	NO	NAME	TIME	NO	NAME	TIME	NO	NAME	TIME	NO	NAME	TIME	NO	NAME	IDEAL	BEST	DIFF	
															PERFECT LAP		1:31.896	
1	1	BOOTH-A	28.852	1	BOOTH-A	16.766	1	BOOTH-A	24.238	1	BOOTH-A	22.040	1	1	BOOTH-AMOS	1:31.896	1:32.033	0.137
2	47	ARCHER	29.281	47	ARCHER	16.855	47	ARCHER	24.373	19	RODRIGU	22.271	2	47	ARCHER	1:32.878	1:33.078	0.200
3	12	RENDELL	29.603	15	McMANUS	17.004	12	RENDELL	24.547	79	STACEY	22.355	3	12	RENDELL	1:33.777	1:34.272	0.495
4	3	KERR	29.608	35	LODGE	17.014	79	STACEY	24.672	47	ARCHER	22.369	4	19	RODRIGUEZ	1:33.848	1:34.207	0.359
5	19	RODRIGU	29.654	64	DURHAM	17.016	64	DURHAM	24.762	12	RENDELL	22.389	5	64	DURHAM	1:33.936	1:34.202	0.266
6	64	DURHAM	29.722	19	RODRIGU	17.018	3	KERR	24.805	3	KERR	22.423	6	79	STACEY	1:33.955	1:34.278	0.323
7	79	STACEY	29.782	3	KERR	17.142	25	BROUWER	24.856	64	DURHAM	22.436	7	3	KERR	1:33.978	1:34.301	0.323
8	15	McMANUS	29.814	79	STACEY	17.146	19	RODRIGU	24.905	35	LODGE	22.535	8	35	LODGE	1:34.535	1:35.060	0.525
9	35	LODGE	29.897	12	RENDELL	17.238	34	DELVES	24.951	15	McMANUS	22.562	9	15	McMANUS	1:34.595	1:34.783	0.188
10	30	COOK	29.950	44	BEST	17.293	30	COOK	25.077	44	BEST	22.631	10	34	DELVES	1:34.914	1:35.395	0.481
11	34	DELVES	29.953	34	DELVES	17.312	35	LODGE	25.089	34	DELVES	22.698	11	44	BEST	1:35.089	1:35.376	0.287
12	2	STRUDWI	29.997	54	BURMAN	17.385	44	BEST	25.160	52	BOERBOO	22.732	12	30	COOK	1:35.595	1:35.639	0.044
13	44	BEST	30.005	52	BOERBOO	17.395	2	STRUDWI	25.183	25	BROUWER	22.803	13	2	STRUDWICK	1:35.645	1:35.806	0.161
14	55	SCOTT	30.198	2	STRUDWI	17.462	55	SCOTT	25.196	99	CAMPBEL	22.990	14	25	BROUWERS	1:35.697	1:35.705	0.008
15	26	OGDEN	30.253	20	MARKLUN	17.515	15	McMANUS	25.215	2	STRUDWI	23.003	15	52	BOERBOOM	1:35.816	1:36.333	0.517
16	56	ATKINS	30.293	30	COOK	17.555	99	CAMPBEL	25.281	30	COOK	23.013	16	55	SCOTT	1:36.305	1:36.674	0.369
17	52	BOERBOO	30.317	99	CAMPBEL	17.656	26	OGDEN	25.304	54	BURMAN	23.068	17	99	CAMPBELL	1:36.384	1:36.666	0.282
18	54	BURMAN	30.346	25	BROUWER	17.661	56	ATKINS	25.330	20	MARKLUN	23.095	18	26	OGDEN	1:36.434	1:36.818	0.384
19	25	BROUWER	30.377	56	ATKINS	17.731	52	BOERBOO	25.372	55	SCOTT	23.125	19	54	BURMAN	1:36.476	1:36.966	0.490
20	45	SWANN	30.425	26	OGDEN	17.744	20	MARKLUN	25.509	26	OGDEN	23.133	20	56	ATKINS	1:36.497	1:36.922	0.425
21	99	CAMPBEL	30.457	55	SCOTT	17.786	45	SWANN	25.561	56	ATKINS	23.143	21	20	MARKLUND	1:36.601	1:36.923	0.322
22	20	MARKLUN	30.482	89	MORETON	17.786	54	BURMAN	25.677	89	MORETON	23.229	22	45	SWANN	1:37.540	1:37.785	0.245
23	50	BEHAL	30.946	27	HODGE	17.811	89	MORETON	25.799	27	HODGE	23.504	23	89	MORETON	1:37.783	1:37.852	0.069
24	89	MORETON	30.969	50	BEHAL	17.872	27	HODGE	25.979	50	BEHAL	23.509	24	50	BEHAL	1:38.317	1:38.663	0.346
25	27	HODGE	31.313	45	SWANN	17.965	50	BEHAL	25.990	45	SWANN	23.589	25	27	HODGE	1:38.607	1:38.922	0.315
26	48	POTTER	31.592	48	POTTER	18.189	13	CLARK	26.449	48	POTTER	23.837	26	13	CLARK	1:40.156	1:40.686	0.530
27	13	CLARK	31.646	13	CLARK	18.215	48	POTTER	26.728	13	CLARK	23.846	27	48	POTTER	1:40.346	1:40.638	0.292

Weather / Track : Bright / Dry

Results can be found at www.tsl-timing.com

Brands Hatch GP

Circuit Length = 2.4332 miles

Start: 14:20 Flag 14:39 End: 14:40

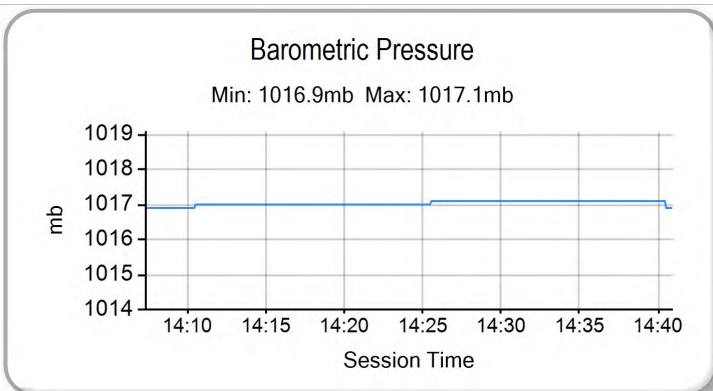
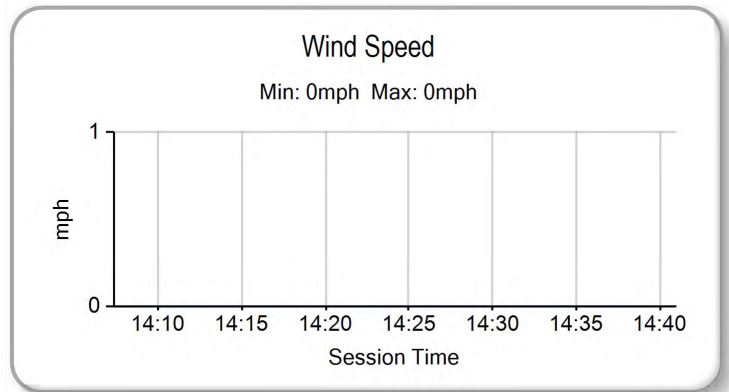
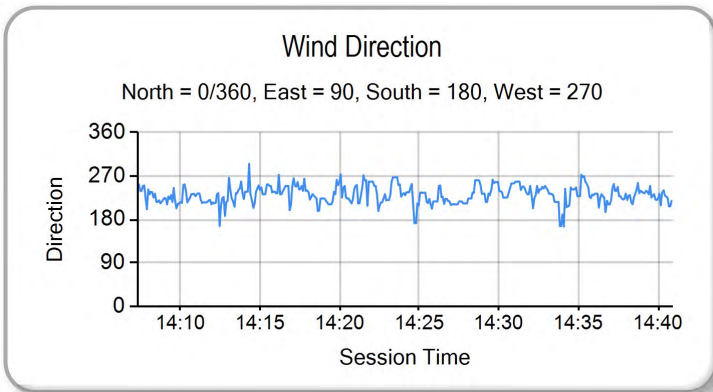
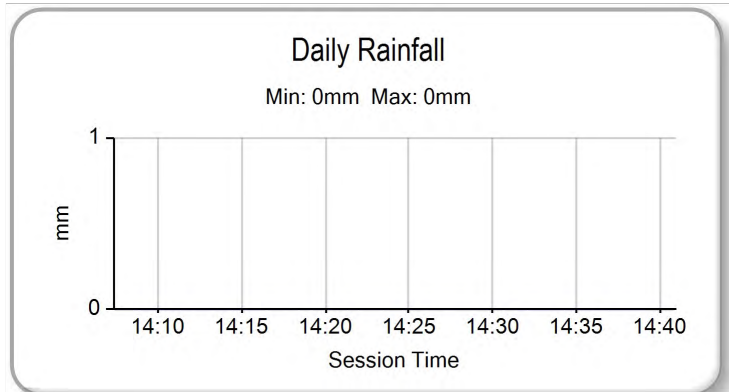
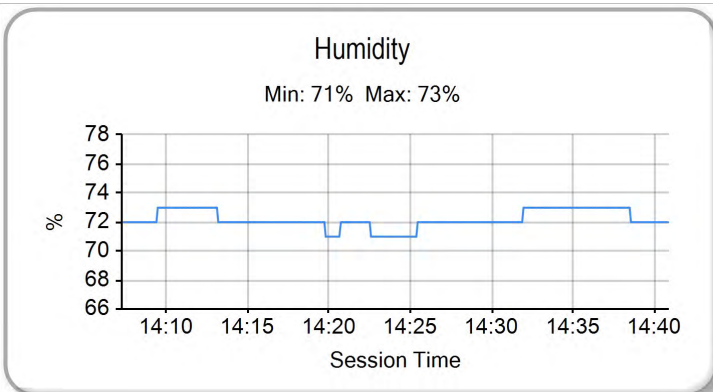
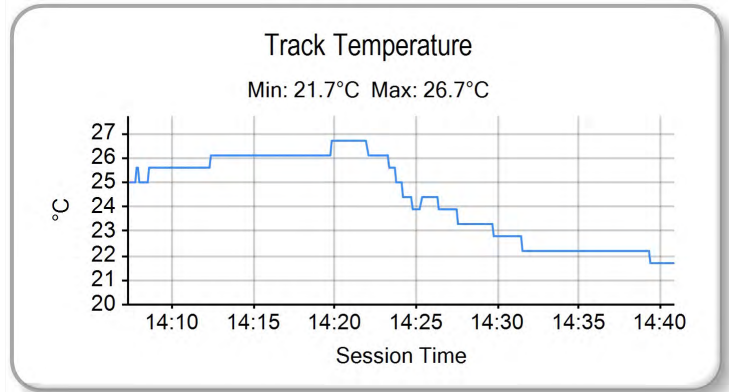
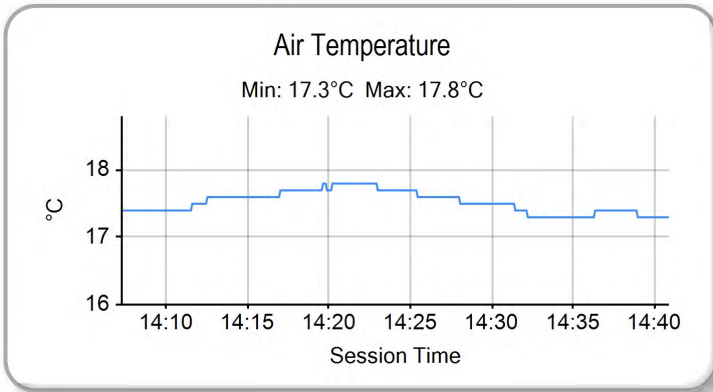
Printed - 14:44 Sunday, 15 October 2017

MCRCB BULLETIN TK253

2017 MCE British Superbike Championship - Round 12

2017 HEL Performance British Motostar Championship

RACE 11 - WEATHER CONDITIONS



Weather / Track : Bright / Dry

Results can be found at www.tsl-timing.com

Brands Hatch GP
Circuit Length = 2.4332 miles
Start: 14:20 Flag 14:39 End: 14:40

Printed - 14:45 Sunday, 15 October 2017

MCRCB BULLETIN TK255

**2017 HEL Performance British Motostar Championship
MOTO 3 STANDARD POINTS AFTER FINAL ROUND**

	TOTAL	GAP	DIFF	31st March-2nd April Donington Park	14th-17th April Brands Hatch Indy	29th April-1st May Oulton Park	16th-18th June Knockhill	30th June-2nd July Snetterton	21st-23rd July Brands Hatch GP	4th-6th August Thruxton	18th-20th August Cadwell Park	8th-10th September Silverstone	15th-17th September Oulton Park	29th Sept-1st October Assen	13th-15th October Brands Hatch - GP
Max COOK	517			25 25	25 25	25	25 25	6 20	25 25	25 25	25 20	20 25	20 25	20 20	16 25
Victor RODRIGUEZ	369	148		20 20	16	13	20 20	20 25	13	13 16	20 25	25 20	25 20	13 25	
Thomas STRUDWICK	339	178	30	11 16	20 20	20	16	25 16	20	20	13	16 16	13 11	25 16	25 20
Jack SCOTT	315	202	24	10 11	11 13	16	16 13	16 13	16 20	13	16 16	11 13	16 16	16 10	20 13
Charlie ATKINS	241	276	74	8	8	10	13 11	13 11	11 16	20 11	13 11	10 9	10 7	7 13	13 16
T. Fox MORETON	193	324	48	9 6	6 7	8	9 9	9 10	7 13	16 10	8 4	4 8	11 8	10	11 10
Cameron HORSMAN	168	349	25	16 13	13 16	11		10 6	10 10	11 7	11 10	13 11			
Scott SWANN	162	355	6	8 9	7 8	7	11	7 7	6 11	5 6	10 8	7	6 13	8 9	9
Ross TURNER	150	367	12	3	4 6	7	10 10	11 9	9 9	10 8	9 7	9 10	9 10		
Shane FABER	99	418	51	13 10	10 11	9		3		7	7 6	5 5	7 6		
Ewan POTTER	99	418	0	7 5	3 5	5	8 7	5 4	5 8	6 4	6 5	2			7 7
Scott OGDEN	89	428	10							9 9	9	8 7	8 9	9	10 11
Jacob CLARK	74	443	15					4 5	3 7	8 5	5 3	6 6		8	6 8
Luke HOPKINS	38	479	36		5 9			8 8	8						
Aditya BEHAL	31	486	7									1 3	5 5		8 9
Elliot PINSON	26	491	5	7	9 10										
Asher DURHAM	22	495	4											11 11	
Rishon HICKEY	15	502	7				7 8								
Tom ALEXANDER	15	502	0	6 4	1	4									
Myles WASLEY	7	510	8									3 4			
Connall COURTNEY	6	511	1		2				4						