



BRITISH MOTOSTAR CHAMPIONSHIP

Round 2 Oulton Park International

5th – 7th May 2018



Results Provided by Timing Solutions Ltd

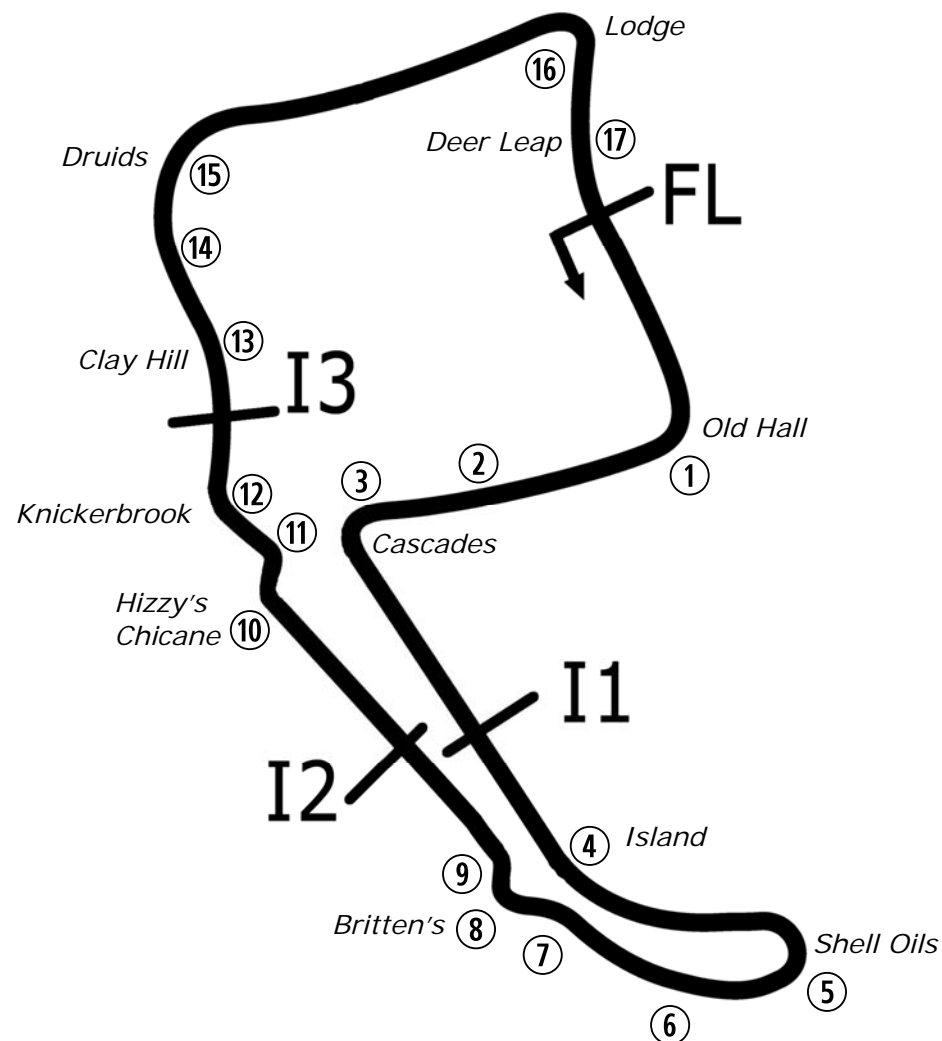
www.tsl-timing.com

Oulton Park International

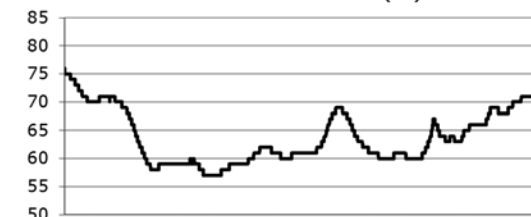


SPORTS TIMING

TIMING SOLUTIONS LTD



Circuit Altitude (m)



Length	2.6920 miles	4332.4 m	
FL		53.17997 N	2.61294 W
I1	1163m	53.17248 N	2.61631 W
I2	2295m	53.17253 N	2.61748 W
I3	3066m	53.17830 N	2.62040 W
Pit Entry	4314m	53.18011 N	2.61306 W
Pit Exit	180m after FL	53.17836 N	2.61232 W
Pit Entry–Pit Exit 199m, 11.9s @60kph, 8.9s @80kph			

Lap Records		Best Sector Information							
		Sector 1 (FL - I1)	I1 Trap (mph)	Sector 2 (I1 - I2)	I2 Trap (mph)	Sector 3 (I2 - I3)	I3 Trap (mph)	Sector 4 (I3 - FL)	FL Trap (mph)
Superbike	1:34.483	22.997	162.0	26.468	125.6	18.319	140.6	25.687	152.8
Supersport	1:37.360	23.916	147.4	27.213	116.9	19.020	130.0	26.550	141.6
Superstock 1000	1:36.778	23.742	157.5	27.138	123.5	18.832	136.3	26.475	148.5
Superstock 600	1:39.578	24.532	142.4	27.928	113.3	19.553	125.9	27.205	133.6
Motostar	1:43.571	25.708	124.5	28.463	100.6	20.294	112.0	28.485	118.1
F1 Sidecar	1:41.979	24.776	136.1	28.823	107.7	20.020	120.2	27.811	126.8
Ducati Cup	1:40.283	24.792	142.1	28.293	114.3	19.497	126.6	27.475	134.2
Junior Supersport	To Be Est	N/A	N/A	N/A	N/A	N/A	N/A	N/A	N/A

MCRCB BULLETIN TK016

2018 Bennetts British Superbike Championship - Round 3

2018 HEL Performance British Motostar Championship

FREE PRACTICE 1 - CLASSIFICATION



POS	NO	CL	PIC NAME	ENTRY	TIME	ON	LAPS	GAP	DIFF	MPH
1	2		1 Jake ARCHER	KTM - City Lifting / RS Racing	1:45.984	11	11			91.44
2	12		2 Edward RENDELL	KTM FTR - Banks Racing	1:46.316	8	9	0.332	0.332	91.15
3	79		3 Storm STACEY	KTM - FPW Racing	1:46.496	9	11	0.512	0.180	91.00
4	96		4 Brandon PAASCH	Mahindra - Microlise Cresswell Racing	1:46.753	11	11	0.769	0.257	90.78
5	6		5 Taz TAYLOR	Kalex KTM - KCS / FPW Racing	1:47.370	10	11	1.386	0.617	90.26
6	64		6 Asher DURHAM	Mahindra - Microlise Cresswell Racing	1:47.503	8	11	1.519	0.133	90.14
7	55		7 Jack SCOTT	KTM - City Lifting / RS Racing	1:48.056	7	7	2.072	0.553	89.68
8	34		8 Liam DELVES	DR-Moto - Stauff Connect Academy / Dr Moto	1:48.200	8	11	2.216	0.144	89.56
9	8		9 Elliot LODGE	FTR - Spike Racing / SP125	1:48.321	4	5	2.337	0.121	89.46
10	7		10 Edmund BEST	KTM - SymCirrus Motorsport	1:48.442	10	11	2.458	0.121	89.36
11	91	S	1 Victor RODRIGUEZ	Honda NSF - GA Competition	1:49.333	8	10	3.349	0.891	88.64
12	15		11 Eugene McMANUS	KTM - RS Racing	1:49.438	5	8	3.454	0.105	88.55
13	97		12 Chris TAYLOR	Mahindra - Microlise Cresswell Racing	1:49.559	8	8	3.575	0.121	88.45
14	14		13 Jack NIXON	KTM - Santander Salt	1:49.597	6	10	3.613	0.038	88.42
15	28		14 Lee HINDLE	KTM - JH Motorsport	1:49.745	7	10	3.761	0.148	88.30
16	47	S	2 Fenton SEABRIGHT	Honda NSF - FHS	1:50.913	11	11	4.929	1.168	87.37
17	19	S	3 Scott OGDEN	Honda NSF - Wilson Racing	1:51.385	11	11	5.401	0.472	87.00
18	45	S	4 Scott SWANN	Honda NSF - Swann Racing	1:51.490	10	10	5.506	0.105	86.92
19	54		15 Sam BURMAN	KTM - TeamWNT / Burman Racing	1:51.721	10	10	5.737	0.231	86.74
20	89	S	5 Taylor MORETON	Honda NSF - Tsingtao Racing	1:52.241	8	9	6.257	0.520	86.34
21	95	S	6 Ross TURNER	Honda NSF - RedRat Racing	1:52.278	11	11	6.294	0.037	86.31
22	69	S	7 Rhys IRWIN	Honda NSF - Motorcycling Ireland by Irwin Racing	1:52.557	10	10	6.573	0.279	86.10
23	25	S	8 Thomas STRUDWICK	Honda NSF - Case Moto Rapido Moto3	1:52.707	10	11	6.723	0.150	85.98
24	56	S	9 Charlie ATKINS	Honda NSF - Wilson Racing	1:52.987	9	10	7.003	0.280	85.77
25	13	S	10 Jacob CLARK	Honda NSF - Wilson Racing	1:54.082	8	10	8.098	1.095	84.95
26	50	S	11 Aditya BEHAL	Honda NSF - Microlise Cresswell Racing	1:54.331	9	11	8.347	0.249	84.76
27	20	S	12 Jack HART	Honda NSF - Wilson Racing	1:54.596	9	9	8.612	0.265	84.56
28	77	S	13 Sam LAFFINS	Honda NSF - Sam Laffins Racing / Team ILR	1:55.284	7	10	9.300	0.688	84.06
29	21	S	14 Daniel BROOKS	Honda NSF - Daniel Brooks Racing	1:55.353	10	11	9.369	0.069	84.01
30	3		16 Ian LOUGHER	Honda - Team ILR	1:55.652	8	9	9.668	0.299	83.79
31	17	S	15 Franco BOURNE	Honda NSF - Franco Bourne Racing	1:55.654	9	10	9.670	0.002	83.79
32	57	S	16 Josh HIATT	Honda NSF - Sorry Mate.com	1:56.543	7	9	10.559	0.889	83.15

QUALIFYING LAPTIME (110.0% of 1:45.984) = 1:56.582

33	48		17 Sharni PINFOLD	KTM - RS Racing	1:57.719	10	10	11.735	1.176	82.32
34	66	S	17 Annabel THOMAS	Honda NSF - Four Anjels Racing	1:59.755	5	9	13.771	2.036	80.92
35	44	S	18 Andrew SMYTH	Honda NSF - R Mullen	2:01.551	8	9	15.567	1.796	79.73
36	16	S	19 Harvey CLARIDGE	Honda NSF - Nova Racing / SP125	2:03.161	9	10	17.177	1.610	78.68
37	18	S	20 Jodie FIELDHOUSE	Honda NSF - Go PINK Racing			2			
38	72	S	21 Cameron HORSMAN	Honda NSF - Nova / FAB Racing			1			
39	35	S	22 Jeremy KNIGHT	Honda NSF - Jeremy Knight Racing			1			

Oulton Park International
Circuit Length = 2.6920 miles
Start: 11:00 Flag 11:20 End: 11:22

Weather / Track : Sunny / Dry

These results are provisional until the conclusion of any judicial and technical matters.

Race Director :	Stewards :	Timekeeper :
-----------------	------------	--------------

Results can be found at www.britishsuperbike.com

Printed - 11:22 Saturday, 05 May 2018

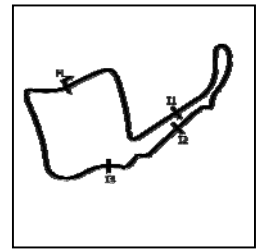


MCRCB BULLETIN TK017

2018 Bennetts British Superbike Championship - Round 3

2018 HEL Performance British Motostar Championship

FREE PRACTICE 1 - SECTOR ANALYSIS



SECTOR 1 = FL to I1, SECTOR 2 = I1 to I2 SECTOR 3 = I2 to I3, SECTOR 4 = I3 to FL, DIFF = Difference To Personal Best Lap, P = Crossed Finish Line in Pit Lane, D = Time Disallowed

P1		2		Jake ARCHER				KTM - City Lifting / RS Racing				
IDEAL LAP TIME : 1:45.910		BEST LAP TIME : 1:45.984		DIFFERENCE : 0.074								
LAP	SECTOR 1	SECTOR 2	SECTOR 3	SECTOR 4	LAP TIME	MPH	DIFF	TIME OF DAY				
1 -	OUTLAP	116.1	32.743	95.8	21.727	108.9	29.855	113.7				11:02:41.855
2 -	27.327	118.3	30.157	97.8	21.033	104.8	29.813	114.3	1:48.330	89.46	2.346	11:04:30.185
3 -	26.936	120.2	30.164	98.5	21.188	108.2	29.953	113.3	1:48.241	89.53	2.257	11:06:18.426
4 -	26.918	121.1	30.670	97.8	20.886	110.7	29.346	114.9	1:47.820	89.88	1.836	11:08:06.246
5 -	26.808	120.9	29.945	97.8	20.912	109.6	29.128	115.7	1:46.793 (3)	90.74	0.809	11:09:53.039
6 -	27.389	117.9	30.759	97.1	21.911	105.6	IN PIT		1:54.745 P	84.45	8.761	11:11:47.784
7 -	OUTLAP	119.8	30.538	98.5	21.082	110.1	29.192	114.3	1:57.646	82.37	11.662	11:13:45.430
8 -	26.537	119.8	29.794	97.8	20.834	110.5	29.125	113.3	1:46.290 (2)	91.17	0.306	11:15:31.720
9 -	26.722	118.5	29.614	98.1	20.801	110.7	31.280	113.7	1:48.417	89.38	2.433	11:17:20.137
10 -	29.202	79.1	31.328	97.5	21.092	109.4	29.095	114.5	1:50.717	87.53	4.733	11:19:10.854
11 -	26.520	120.0	29.579	99.4	20.716	110.9	29.169	114.9	1:45.984 (1)	91.44		11:20:56.838

P2		12		Edward RENDELL				KTM FTR - Banks Racing				
IDEAL LAP TIME : 1:45.758		BEST LAP TIME : 1:46.316		DIFFERENCE : 0.558								
LAP	SECTOR 1	SECTOR 2	SECTOR 3	SECTOR 4	LAP TIME	MPH	DIFF	TIME OF DAY				
1 -	OUTLAP	105.5	32.303	90.8	22.319	100.4	30.878	108.2				11:02:26.761
2 -	29.355	111.6	31.110	93.9	21.243	105.8	30.066	109.4	1:51.774	86.70	5.458	11:04:18.535
3 -	27.295	113.1	29.589	95.4	22.080	106.6	29.839	109.2	1:48.803	89.07	2.487	11:06:07.338
4 -	26.596	116.3	29.931	95.7	20.960	105.8	29.350	109.1	1:46.837	90.71	0.521	11:07:54.175
5 -	26.845	115.5	29.324	95.8	21.478	105.5	IN PIT		1:53.787 P	85.17	7.471	11:09:47.962
6 -	OUTLAP	112.4	30.017	95.3	20.998	106.6	29.531	109.8	4:25.904	36.44	2:39.588	11:14:13.866
7 -	26.921	113.5	29.316	96.0	20.722	107.2	29.431	107.7	1:46.390 (3)	91.09	0.074	11:16:00.256
8 -	26.678	113.9	29.517	95.3	20.927	105.8	29.194	109.1	1:46.316 (1)	91.15		11:17:46.572
9 -	26.526	114.5	29.359	95.0	20.790	106.8	29.674	108.2	1:46.349 (2)	91.12	0.033	11:19:32.921

P3		79		Storm STACEY				KTM - FPW Racing				
IDEAL LAP TIME : 1:46.266		BEST LAP TIME : 1:46.496		DIFFERENCE : 0.230								
LAP	SECTOR 1	SECTOR 2	SECTOR 3	SECTOR 4	LAP TIME	MPH	DIFF	TIME OF DAY				
1 -	OUTLAP	114.9	34.378	94.2	24.446	103.0	31.895	111.8				11:02:16.476
2 -	28.030	115.9	31.087	98.3	22.223	103.8	30.811	113.3	1:52.151	86.41	5.655	11:04:08.627
3 -	29.508	116.7	30.446	98.3	21.350	109.2	29.931	112.2	1:51.235	87.12	4.739	11:05:59.862
4 -	27.095	117.3	30.159	98.1	21.063	109.8	29.944	110.9	1:48.261	89.51	1.765	11:07:48.123
5 -	27.030	117.5	29.862	98.9	20.887	109.2	29.591	112.9	1:47.370 (2)	90.26	0.874	11:09:35.493
6 -	27.024	117.1	30.053	98.2	20.932	109.6	29.703	113.3	1:47.712	89.97	1.216	11:11:23.205
7 -	30.600	103.0	32.042	92.9	23.373	96.9	IN PIT		2:03.727 P	78.32	17.231	11:13:26.932
8 -	OUTLAP	116.9	29.732	99.4	20.739	110.7	29.673	112.4	2:06.437	76.64	19.941	11:15:33.369
9 -	26.665	117.7	29.737	99.1	20.670	110.0	29.424	111.8	1:46.496 (1)	91.00		11:17:19.865
10 -	29.368	91.8	30.435	98.9	20.792	109.2	29.199	114.3	1:49.794	88.26	3.298	11:19:09.659
11 -	26.717	120.0	29.993	99.5	20.879	110.0	29.846	114.9	1:47.435 (3)	90.20	0.939	11:20:57.094

P4		96		Brandon PAASCH				Mahindra - Microlise Cresswell Racing				
IDEAL LAP TIME : 1:46.753		BEST LAP TIME : 1:46.753		DIFFERENCE : 0.000								
LAP	SECTOR 1	SECTOR 2	SECTOR 3	SECTOR 4	LAP TIME	MPH	DIFF	TIME OF DAY				
1 -	OUTLAP	110.5	33.330	90.8	25.951	104.5	31.572	110.9				11:02:26.476
2 -	29.627	113.5	32.700	84.6	22.379	106.6	30.739	109.6	1:55.445	83.94	8.692	11:04:21.921
3 -	27.724	116.1	30.659	95.3	21.368	106.5	30.095	110.9	1:49.846	88.22	3.093	11:06:11.767
4 -	27.406	117.1	31.697	93.3	21.328	106.8	30.150	110.9	1:50.581	87.63	3.828	11:08:02.348
5 -	28.137	106.0	31.121	94.6	21.090	106.8	29.733	111.4	1:50.081	88.03	3.328	11:09:52.429
6 -	27.481	118.1	30.970	94.7	21.213	108.2	29.871	109.6	1:49.535	88.47	2.782	11:11:41.964
7 -	27.115	115.9	29.995	94.5	20.961	106.8	29.702	110.1	1:47.773 (2)	89.92	1.020	11:13:29.737
8 -	26.904	115.5	30.140	94.9	21.002	107.0	30.128	108.0	1:48.174	89.58	1.421	11:15:17.911
9 -	27.541	116.9	29.994	95.4	21.031	107.8	29.926	111.4	1:48.492	89.32	1.739	11:17:06.403
10 -	27.091	117.9	30.256	94.9	20.938	107.3	29.552	111.4	1:47.837 (3)	89.86	1.084	11:18:54.240
11 -	26.527	117.7	29.953	95.8	20.791	106.5	29.482	110.3	1:46.753 (1)	90.78		11:20:40.993

Weather / Track : Sunny / Dry

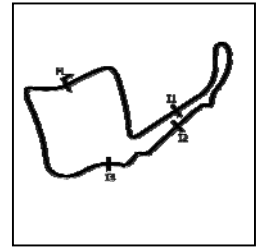
Oulton Park International
Circuit Length = 2.6920 miles
Start: 11:00 Flag 11:20 End: 11:22

MCRCB BULLETIN TK017

2018 Bennetts British Superbike Championship - Round 3

2018 HEL Performance British Motostar Championship

FREE PRACTICE 1 - SECTOR ANALYSIS



SECTOR 1 = FL to I1, SECTOR 2 = I1 to I2 SECTOR 3 = I2 to I3, SECTOR 4 = I3 to FL, DIFF = Difference To Personal Best Lap, P = Crossed Finish Line in Pit Lane, D = Time Disallowed

P5		6		Taz TAYLOR				Kalex KTM - KCS / FPW Racing					
IDEAL LAP TIME : 1:47.190		BEST LAP TIME : 1:47.370		DIFFERENCE : 0.180									
LAP	SECTOR 1	SECTOR 2	SECTOR 3	SECTOR 4	LAP TIME	MPH	DIFF	TIME OF DAY					
1 -	OUTLAP	114.5	34.728	95.7	24.759	101.0	32.193	112.5			11:02:16.895		
2 -	28.324	116.3	31.350	97.8	21.817	109.2	31.120	112.2	1:52.611	86.06	5.241	11:04:09.506	
3 -	29.134	118.3	31.725	97.9	21.692	108.7	30.247	112.4	1:52.798	85.91	5.428	11:06:02.304	
4 -	27.696	117.5	30.474	97.8	21.596	109.1	29.962	112.5	1:49.728	88.32	2.358	11:07:52.032	
5 -	27.421	118.3	30.634	96.9	21.489	107.8	29.855	112.5	1:49.399	88.58	2.029	11:09:41.431	
6 -	27.452	117.7	30.961	97.1	21.394	110.0	30.258	112.7	1:50.065	88.05	2.695	11:11:31.496	
7 -	27.696	119.1	30.941	98.2	21.379	109.6	IN PIT		1:56.072	P	83.49	8.702	11:13:27.568
8 -	OUTLAP	119.1	30.238	99.1	21.043	110.5	29.548	113.5	2:06.698	76.49	19.328	11:15:34.266	
9 -	27.096	117.7	29.948	98.5	20.967	110.1	29.714	113.3	1:47.725	(3)	89.96	0.355	11:17:21.991
10 -	26.947	116.1	29.814	98.8	21.044	110.0	29.565	112.2	1:47.370	(1)	90.26		11:19:09.361
11 -	26.893	116.5	29.782	98.5	20.997	108.4	29.735	112.9	1:47.407	(2)	90.22	0.037	11:20:56.768

P6		64		Asher DURHAM				Mahindra - Microlise Cresswell Racing				
IDEAL LAP TIME :		BEST LAP TIME : 1:47.503		DIFFERENCE :								
LAP	SECTOR 1	SECTOR 2	SECTOR 3	SECTOR 4	LAP TIME	MPH	DIFF	TIME OF DAY				
1 -											11:02:26.237	
2 -						1:56.092	83.47	8.589	11:04:22.329			
3 -						1:51.578	86.85	4.075	11:06:13.907			
4 -						1:49.545	88.46	2.042	11:08:03.452			
5 -						1:48.792	89.08	1.289	11:09:52.244			
6 -						1:49.795	88.26	2.292	11:11:42.039			
7 -						1:48.582	89.25	1.079	11:13:30.621			
8 -						1:47.503	(1)	90.14				11:15:18.124
9 -						1:48.125	(2)	89.63	0.622	11:17:06.249		
10 -						1:48.528	89.29	1.025	11:18:54.777			
11 -						1:48.321	(3)	89.46	0.818	11:20:43.098		

P7		55		Jack SCOTT				KTM - City Lifting / RS Racing					
IDEAL LAP TIME : 1:47.871		BEST LAP TIME : 1:48.056		DIFFERENCE : 0.185									
LAP	SECTOR 1	SECTOR 2	SECTOR 3	SECTOR 4	LAP TIME	MPH	DIFF	TIME OF DAY					
1 -	OUTLAP	111.4	37.598	83.4	23.068	106.6	30.776	112.5			11:04:26.702		
2 -	27.921	113.7	40.974	93.3	22.169	102.6	IN PIT		2:07.730	P	75.87	19.674	11:06:34.432
3 -	OUTLAP	115.5	31.846	91.0	24.119	102.4	30.409	111.2	6:07.793	26.34	4:19.737	11:12:42.225	
4 -	27.131	117.5	30.252	96.8	21.464	108.4	30.304	111.4	1:49.151	(2)	88.78	1.095	11:14:31.376
5 -	26.855	118.3	29.885	97.1	29.261	84.3	30.814	111.2	1:56.815	82.96	8.759	11:16:28.191	
6 -	26.868	116.9	30.303	97.8	25.086	107.2	29.974	112.4	1:52.231	(3)	86.35	4.175	11:18:20.422
7 -	26.896	118.3	30.029	97.2	21.376	108.4	29.755	112.7	1:48.056	(1)	89.68		11:20:08.478

P8		34		Liam DELVES				DR-Moto - Stauff Connect Academy / Dr Moto					
IDEAL LAP TIME : 1:47.780		BEST LAP TIME : 1:48.200		DIFFERENCE : 0.420									
LAP	SECTOR 1	SECTOR 2	SECTOR 3	SECTOR 4	LAP TIME	MPH	DIFF	TIME OF DAY					
1 -	OUTLAP	112.9	32.120	94.6	21.840	106.0	30.607	109.6			11:01:59.023		
2 -	27.878	113.1	30.928	95.0	22.006	104.2	30.298	109.8	1:51.110	87.22	2.910	11:03:50.133	
3 -	27.419	113.9	30.409	95.1	21.965	104.6	30.730	110.0	1:50.523	87.68	2.323	11:05:40.656	
4 -	27.697	114.7	31.079	91.3	22.247	105.1	30.085	109.4	1:51.108	87.22	2.908	11:07:31.764	
5 -	27.133	114.7	30.136	94.1	21.492	105.1	30.013	109.8	1:48.774	(3)	89.09	0.574	11:09:20.538
6 -	27.151	113.9	30.869	79.6	23.709	104.3	IN PIT		1:58.884	P	81.51	10.684	11:11:19.422
7 -	OUTLAP	111.4	31.095	95.5	21.438	105.5	29.953	109.8	2:46.243	58.29	58.043	11:14:05.665	
8 -	27.147	113.5	30.061	95.8	21.172	107.0	29.820	109.4	1:48.200	(1)	89.56		11:15:53.865
9 -	27.156	109.2	31.547	91.8	21.850	102.4	30.702	109.6	1:51.255	87.10	3.055	11:17:45.120	
10 -	27.039	114.9	29.749	94.5	21.284	106.5	30.187	110.3	1:48.259	(2)	89.51	0.059	11:19:33.379
11 -	27.153	113.3	30.710	90.5	22.188	99.5	31.637	103.2	1:51.688	86.77	3.488	11:21:25.067	

P9		8		Elliot LODGE				FTR - Spike Racing / SP125			
IDEAL LAP TIME : 1:47.998		BEST LAP TIME : 1:48.321		DIFFERENCE : 0.323							
LAP	SECTOR 1	SECTOR 2	SECTOR 3	SECTOR 4	LAP TIME	MPH	DIFF	TIME OF DAY			

Weather / Track : Sunny / Dry

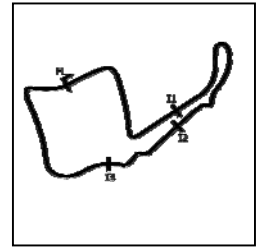
Oulton Park International
Circuit Length = 2.6920 miles
Start: 11:00 Flag 11:20 End: 11:22

MCRCB BULLETIN TK017

2018 Bennetts British Superbike Championship - Round 3

2018 HEL Performance British Motostar Championship

FREE PRACTICE 1 - SECTOR ANALYSIS



SECTOR 1 = FL to I1, SECTOR 2 = I1 to I2, SECTOR 3 = I2 to I3, SECTOR 4 = I3 to FL, DIFF = Difference To Personal Best Lap, P = Crossed Finish Line in Pit Lane, D = Time Disallowed

1 -	OUTLAP	107.0	33.097	95.7	23.153	105.0	31.400	110.7				11:01:58.474
2 -	28.370	115.5	30.873	94.9	22.664	97.8	30.587	112.0	1:52.494 (3)	86.14	4.173	11:03:50.968
3 -	27.076	117.3	30.600	97.3	27.462	105.5	30.501	112.0	1:55.639	83.80	7.318	11:05:46.607
4 -	27.201	116.5	30.176	97.8	21.316	108.9	29.628	112.4	1:48.321 (1)	89.46		11:07:34.928
5 -	26.878	117.3	30.352	96.9	21.402	107.2	30.220	112.9	1:48.852 (2)	89.03	0.531	11:09:23.780

P10	7	Edmund BEST	KTM - SymCirrus Motorsport									
IDEAL LAP TIME : 1:48.045		BEST LAP TIME : 1:48.442		DIFFERENCE : 0.397								

LAP	SECTOR 1	SECTOR 2	SECTOR 3	SECTOR 4	LAP TIME	MPH	DIFF	TIME OF DAY				
1 -	OUTLAP	114.1	33.081	94.1	22.686	105.6	31.302	110.1				11:02:02.349
2 -	28.217	115.7	30.763	94.5	21.768	107.3	30.369	111.4	1:51.117	87.21	2.675	11:03:53.466
3 -	27.584	114.5	30.837	95.0	21.623	107.2	30.238	111.6	1:50.282	87.87	1.840	11:05:43.748
4 -	27.295	115.5	30.456	94.5	21.506	107.5	30.277	111.2	1:49.534	88.47	1.092	11:07:33.282
5 -	27.040	116.1	30.512	94.2	21.424	106.8	29.868	111.8	1:48.844 (3)	89.03	0.402	11:09:22.126
6 -	27.522	116.1	30.241	94.3	21.500	107.8	32.769	108.7	1:52.032	86.50	3.590	11:11:14.158
7 -	27.361	115.1	30.937	95.7	21.326	108.0	30.118	111.2	1:49.742	88.30	1.300	11:13:03.900
8 -	27.311	116.5	30.441	96.0	21.740	107.8	29.938	112.4	1:49.430	88.56	0.988	11:14:53.330
9 -	27.700	114.9	30.195	96.0	21.417	107.3	29.653	111.8	1:48.965	88.93	0.523	11:16:42.295
10 -	27.351	115.3	30.117	95.1	21.308	107.7	29.666	112.7	1:48.442 (1)	89.36		11:18:30.737
11 -	27.170	117.3	30.237	95.4	21.235	107.8	29.857	111.4	1:48.499 (2)	89.32	0.057	11:20:19.236

P11	91 S	Victor RODRIGUEZ	Honda NSF - GA Competition									
IDEAL LAP TIME : 1:48.726		BEST LAP TIME : 1:49.333		DIFFERENCE : 0.607								

LAP	SECTOR 1	SECTOR 2	SECTOR 3	SECTOR 4	LAP TIME	MPH	DIFF	TIME OF DAY				
1 -	OUTLAP	69.4	40.456	71.0	28.141	68.8	39.293	82.4				11:02:36.785
2 -	34.876	83.1	37.260	78.1	24.828	87.0	35.978	93.5	2:12.942	72.89	23.609	11:04:49.727
3 -	30.756	95.7	33.330	86.3	23.117	95.8	33.008	98.3	2:00.211	80.61	10.878	11:06:49.938
4 -	29.494	101.0	32.500	82.0	22.871	97.9	32.305	101.2	1:57.170	82.71	7.837	11:08:47.108
5 -	27.874	111.8	31.335	92.4	22.062	103.4	30.942	106.0	1:52.213	86.36	2.880	11:10:39.321
6 -	27.821	110.3	30.739	92.6	21.770	103.4	30.478	107.3	1:50.808 (3)	87.46	1.475	11:12:30.129
7 -	27.943	112.0	30.430	93.0	21.596	102.7	30.631	106.6	1:50.600 (2)	87.62	1.267	11:14:20.729
8 -	27.410	111.8	30.410	93.5	21.319	104.2	30.194	106.8	1:49.333 (1)	88.64		11:16:10.062
9 -	27.263	110.9	30.158	93.3	25.202	100.7	30.390	107.2	1:53.013	85.75	3.680	11:18:03.075
10 -	27.524	104.6	33.141	90.6	22.706	102.6	29.986	107.3	1:53.357	85.49	4.024	11:19:56.432

P12	15	Eugene McMANUS	KTM - RS Racing									
IDEAL LAP TIME : 1:49.333		BEST LAP TIME : 1:49.438		DIFFERENCE : 0.105								

LAP	SECTOR 1	SECTOR 2	SECTOR 3	SECTOR 4	LAP TIME	MPH	DIFF	TIME OF DAY					
1 -	OUTLAP	113.5	32.426	96.2	22.483	106.1	IN PIT					11:03:01.999	
2 -	OUTLAP	116.1	31.620	96.6	22.082	107.2	30.610	111.1	2:38.327	61.21	48.889	11:05:40.326	
3 -	27.842	116.7	30.799	96.8	21.737	107.0	30.331	111.2	1:50.709 (3)	87.53	1.271	11:07:31.035	
4 -	28.027	97.5	34.070	96.6	22.615	100.3	30.820	111.6	1:55.532	83.88	6.094	11:09:26.567	
5 -	27.282	118.1	30.418	97.2	21.405	109.2	30.333	111.4	1:49.438 (1)	88.55		11:11:16.005	
6 -	27.541	117.3	30.606	97.8	21.559	108.5	30.256	111.8	1:49.962 (2)	88.13	0.524	11:13:05.967	
7 -	27.254	117.9	30.628	97.5	21.943	108.2	IN PIT		1:56.191	P	83.40	6.753	11:15:02.158
8 -	OUTLAP	116.3	37.105	85.4	30.599	80.4	IN PIT		3:44.751	P	43.12	1:55.313	11:18:46.909

P13	97	Chris TAYLOR	Mahindra - Microlise Cresswell Racing									
IDEAL LAP TIME : 1:49.019		BEST LAP TIME : 1:49.559		DIFFERENCE : 0.540								

LAP	SECTOR 1	SECTOR 2	SECTOR 3	SECTOR 4	LAP TIME	MPH	DIFF	TIME OF DAY					
1 -	OUTLAP	111.6	34.370	92.1	22.720	103.0	32.687	108.0				11:02:07.580	
2 -	28.582	114.7	32.348	95.5	22.009	105.3	31.398	110.5	1:54.337	84.76	4.778	11:04:01.917	
3 -	28.062	115.1	31.302	95.1	21.760	106.0	IN PIT		2:01.494	P	79.76	11.935	11:06:03.411
4 -	OUTLAP	115.5	31.728	95.5	21.899	106.8	30.571	110.0	6:37.091	24.40	4:47.532	11:12:40.502	
5 -	27.564	114.9	30.811	96.2	21.544	105.8	30.393	109.6	1:50.312 (3)	87.85	0.753	11:14:30.814	
6 -	27.385	114.7	30.448	96.8	23.843	72.9	36.738	110.9	1:58.414	81.84	8.855	11:16:29.228	
7 -	27.177	115.7	30.669	96.8	21.640	106.3	30.390	109.8	1:49.876 (2)	88.20	0.317	11:18:19.104	
8 -	27.258	115.5	30.233	96.4	21.219	107.2	30.849	110.9	1:49.559 (1)	88.45		11:20:08.663	

Weather / Track : Sunny / Dry

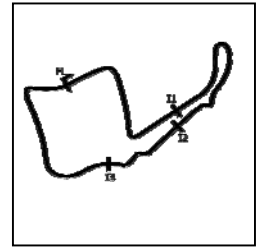
Oulton Park International
Circuit Length = 2.6920 miles
Start: 11:00 Flag 11:20 End: 11:22

MCRCB BULLETIN TK017

2018 Bennetts British Superbike Championship - Round 3

2018 HEL Performance British Motostar Championship

FREE PRACTICE 1 - SECTOR ANALYSIS



SECTOR 1 = FL to I1, SECTOR 2 = I1 to I2 SECTOR 3 = I2 to I3, SECTOR 4 = I3 to FL, DIFF = Difference To Personal Best Lap, P = Crossed Finish Line in Pit Lane, D = Time Disallowed

P14 14		Jack NIXON				KTM - Santander Salt					
IDEAL LAP TIME : 1:49.122		BEST LAP TIME : 1:49.597				DIFFERENCE : 0.475					
LAP	SECTOR 1	SECTOR 2		SECTOR 3		SECTOR 4		LAP TIME	MPH	DIFF	TIME OF DAY
1 -	OUTLAP	108.5	35.844	93.0	23.589	105.3	32.437	108.4			11:04:07.811
2 -	30.432	108.0	32.661	98.5	22.102	109.4	30.995	112.7	1:56.190	83.40	6.593 11:06:04.001
3 -	28.858	117.7	31.410	99.7	22.113	108.7	31.305	111.6	1:53.686	85.24	4.089 11:07:57.687
4 -	28.289	119.1	31.780	98.9	21.987	107.7	31.345	112.2	1:53.401	85.46	3.804 11:09:51.088
5 -	28.366	117.3	31.563	99.4	21.757	110.5	29.840	112.7	1:51.526	86.89	1.929 11:11:42.614
6 -	27.287	119.6	30.590	98.3	21.405	111.1	30.315	111.6	1:49.597 (1)	88.42	11:13:32.211
7 -	27.623	118.5	30.881	98.3	21.579	108.2	30.077	113.1	1:50.160 (3)	87.97	0.563 11:15:22.371
8 -	27.577	118.5	30.676	98.6	21.458	109.2	30.039	112.0	1:49.750 (2)	88.30	0.153 11:17:12.121
9 -	27.550	118.5	30.851	97.3	21.737	110.5	30.226	113.3	1:50.364	87.81	0.767 11:19:02.485
10 -	27.446	117.5	31.551	98.6	21.519	109.2	30.454	112.0	1:50.970	87.33	1.373 11:20:53.455

P15 28		Lee HINDLE				KTM - JH Motorsport					
IDEAL LAP TIME : 1:49.279		BEST LAP TIME : 1:49.745				DIFFERENCE : 0.466					
LAP	SECTOR 1	SECTOR 2		SECTOR 3		SECTOR 4		LAP TIME	MPH	DIFF	TIME OF DAY
1 -	OUTLAP	114.3	34.461	95.5	23.328	98.6	33.056	110.0			11:02:07.732
2 -	29.154	116.9	32.878	96.8	22.075	106.8	30.942	112.0	1:55.049	84.23	5.304 11:04:02.781
3 -	27.976	116.5	31.673	97.3	21.761	106.8	30.713	110.7	1:52.123	86.43	2.378 11:05:54.904
4 -	27.731	117.1	31.528	96.0	21.851	107.3	IN PIT		2:01.470 P	79.78	11.725 11:07:56.374
5 -	OUTLAP	115.9	32.270	96.2	22.719	107.3	30.760	110.7	3:35.032	45.06	1:45.287 11:11:31.406
6 -	27.692	116.1	30.698	97.1	21.559	107.5	30.439	110.7	1:50.388	87.79	0.643 11:13:21.794
7 -	27.301	116.1	30.713	97.9	21.522	107.7	30.209	110.1	1:49.745 (1)	88.30	11:15:11.539
8 -	28.814	115.1	30.762	95.7	21.839	107.2	30.370	110.1	1:51.785	86.69	2.040 11:17:03.324
9 -	27.465	116.9	30.549	95.7	21.700	108.0	30.177	111.8	1:49.891 (2)	88.19	0.146 11:18:53.215
10 -	27.416	114.7	30.696	97.3	21.252	107.5	30.790	107.3	1:50.154 (3)	87.97	0.409 11:20:43.369

P16 47 S		Fenton SEABRIGHT				Honda NSF - FHS					
IDEAL LAP TIME : 1:50.726		BEST LAP TIME : 1:50.913				DIFFERENCE : 0.187					
LAP	SECTOR 1	SECTOR 2		SECTOR 3		SECTOR 4		LAP TIME	MPH	DIFF	TIME OF DAY
1 -	OUTLAP	106.6	35.514	92.9	23.618	103.5	33.705	107.2			11:02:20.217
2 -	29.309	111.4	32.473	92.5	22.686	97.5	32.873	105.8	1:57.341	82.59	6.428 11:04:17.558
3 -	28.811	111.8	31.619	92.8	22.337	102.2	31.183	107.3	1:53.950	85.04	3.037 11:06:11.508
4 -	28.796	112.5	31.748	93.9	21.912	104.0	30.670	107.3	1:53.126	85.66	2.213 11:08:04.634
5 -	28.627	111.4	31.312	93.2	22.014	103.2	31.036	106.8	1:52.989	85.77	2.076 11:09:57.623
6 -	28.665	108.4	31.726	93.4	21.947	103.4	30.842	107.2	1:53.180	85.62	2.267 11:11:50.803
7 -	27.895	111.1	31.067	93.5	21.780	103.0	30.669	106.8	1:51.411 (2)	86.98	0.498 11:13:42.214
8 -	27.834	110.0	31.446	91.6	21.799	104.5	30.741	107.3	1:51.820 (3)	86.66	0.907 11:15:34.034
9 -	27.785	112.5	30.886	93.9	21.617	102.6	IN PIT		1:56.417 P	83.24	5.504 11:17:30.451
10 -	OUTLAP	108.9	31.555	92.9	21.759	102.6	30.542	106.1	2:24.676	66.98	33.763 11:19:55.127
11 -	27.901	110.1	30.823	93.0	21.576	103.0	30.613	107.0	1:50.913 (1)	87.37	11:21:46.040

P17 19 S		Scott OGDEN				Honda NSF - Wilson Racing					
IDEAL LAP TIME : 1:51.312		BEST LAP TIME : 1:51.385				DIFFERENCE : 0.073					
LAP	SECTOR 1	SECTOR 2		SECTOR 3		SECTOR 4		LAP TIME	MPH	DIFF	TIME OF DAY
1 -	OUTLAP	103.4	35.122	88.1	23.409	101.3	32.761	107.5			11:02:09.701
2 -	29.379	111.2	33.537	88.8	23.346	103.4	32.220	105.5	1:58.482	81.79	7.097 11:04:08.183
3 -	29.919	110.3	31.831	92.8	22.580	103.5	31.139	106.8	1:55.469	83.92	4.084 11:06:03.652
4 -	28.411	111.6	31.768	93.7	22.240	103.5	31.464	106.3	1:53.883	85.09	2.498 11:07:57.535
5 -	28.288	110.7	31.590	92.3	22.109	99.5	31.652	103.5	1:53.639	85.28	2.254 11:09:51.174
6 -	29.317	106.8	31.775	93.0	22.167	103.4	32.069	106.8	1:55.328	84.03	3.943 11:11:46.502
7 -	27.947	109.4	31.262	92.8	21.990	102.6	31.047	106.3	1:52.246 (3)	86.33	0.861 11:13:38.748
8 -	28.016	110.7	30.909	92.9	21.741	102.6	31.201	104.0	1:51.867 (2)	86.63	0.482 11:15:30.615
9 -	28.215	111.8	30.977	92.8	21.960	100.4	31.684	106.3	1:52.836	85.88	1.451 11:17:23.451
10 -	28.012	110.0	31.338	93.3	21.902	101.3	31.039	106.6	1:52.291	86.30	0.906 11:19:15.742
11 -	27.662	110.9	30.870	92.6	21.782	102.1	31.071	105.8	1:51.385 (1)	87.00	11:21:07.127

Weather / Track : Sunny / Dry

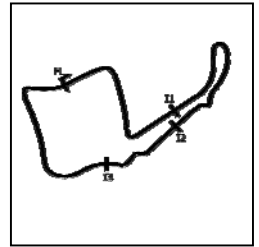
Oulton Park International
Circuit Length = 2.6920 miles
Start: 11:00 Flag 11:20 End: 11:22

MCRCB BULLETIN TK017

2018 Bennetts British Superbike Championship - Round 3

2018 HEL Performance British Motostar Championship

FREE PRACTICE 1 - SECTOR ANALYSIS



SECTOR 1 = FL to I1, SECTOR 2 = I1 to I2 SECTOR 3 = I2 to I3, SECTOR 4 = I3 to FL, DIFF = Difference To Personal Best Lap, P = Crossed Finish Line in Pit Lane, D = Time Disallowed

P18 45 S		Scott SWANN				Honda NSF - Swann Racing						
IDEAL LAP TIME : 1:51.235		BEST LAP TIME : 1:51.490				DIFFERENCE : 0.255						
LAP	SECTOR 1	SECTOR 2		SECTOR 3		SECTOR 4		LAP TIME	MPH	DIFF	TIME OF DAY	
1 -	OUTLAP	106.3	34.359	90.3	23.362	99.8	32.073	103.4			11:02:01.647	
2 -	29.002	108.4	31.999	91.0	22.328	100.6	30.961	104.2	1:54.290	84.79	2.800	11:03:55.937
3 -	28.284	108.9	31.577	91.1	22.678	100.1	31.137	103.7	1:53.676	85.25	2.186	11:05:49.613
4 -	28.214	109.4	31.789	90.4	22.476	100.4	31.018	103.8	1:53.497	85.38	2.007	11:07:43.110
5 -	28.216	110.0	31.431	90.8	22.345	98.8	IN PIT		1:58.353 P	81.88	6.863	11:09:41.463
6 -	OUTLAP	86.8	32.374	90.4	22.237	99.7	30.729	104.6	4:33.088	35.48	2:41.598	11:14:14.551
7 -	27.773	109.6	32.474	91.0	21.971	100.3	30.897	103.2	1:53.115	85.67	1.625	11:16:07.666
8 -	27.908	108.5	31.075	90.9	21.837	101.9	31.156	102.6	1:51.976 (2)	86.54	0.486	11:17:59.642
9 -	27.760	110.3	31.631	91.6	21.792	99.8	30.821	103.7	1:52.004 (3)	86.52	0.514	11:19:51.646
10 -	27.903	108.7	30.954	91.3	21.836	100.0	30.797	103.7	1:51.490 (1)	86.92		11:21:43.136

P19 54		Sam BURMAN				KTM - TeamWNT / Burman Racing						
IDEAL LAP TIME : 1:51.548		BEST LAP TIME : 1:51.721				DIFFERENCE : 0.173						
LAP	SECTOR 1	SECTOR 2		SECTOR 3		SECTOR 4		LAP TIME	MPH	DIFF	TIME OF DAY	
1 -	OUTLAP	114.1	33.322	97.3	23.187	106.0	32.350	110.3			11:01:59.226	
2 -	28.758	117.5	32.106	98.1	22.767	106.1	31.691	111.4	1:55.322	84.03	3.601	11:03:54.548
3 -	28.689	116.9	31.995	97.1	22.738	108.0	31.038	111.8	1:54.460	84.66	2.739	11:05:49.008
4 -	28.454	117.3	31.706	98.1	22.458	107.3	31.026	111.1	1:53.644	85.27	1.923	11:07:42.652
5 -	28.286	117.5	31.368	97.6	22.407	105.3	31.066	113.7	1:53.127	85.66	1.406	11:09:35.779
6 -	28.844	116.7	32.243	96.4	24.022	96.1	IN PIT		2:03.581 P	78.42	11.860	11:11:39.360
7 -	OUTLAP	115.3	32.275	97.5	22.710	107.7	31.056	111.8	3:13.654	50.04	1:21.933	11:14:53.014
8 -	29.092	117.1	31.123	98.1	22.046	108.2	30.675	112.0	1:52.936 (3)	85.81	1.215	11:16:45.950
9 -	28.060	117.3	31.166	97.6	22.065	108.5	31.365	111.4	1:52.656 (2)	86.02	0.935	11:18:38.606
10 -	28.113	116.5	31.064	95.0	22.166	108.4	30.378	112.5	1:51.721 (1)	86.74		11:20:30.327

P20 89 S		Taylor MORETON				Honda NSF - Tsingtao Racing						
IDEAL LAP TIME : 1:52.241		BEST LAP TIME : 1:52.241				DIFFERENCE : 0.000						
LAP	SECTOR 1	SECTOR 2		SECTOR 3		SECTOR 4		LAP TIME	MPH	DIFF	TIME OF DAY	
1 -	OUTLAP	108.7	33.197	91.5	23.145	102.1	33.153	105.5			11:04:00.612	
2 -	29.406	110.7	32.290	93.5	22.867	103.7	31.746	106.8	1:56.309	83.32	4.068	11:05:56.921
3 -	28.333	112.0	31.920	93.4	22.540	103.4	31.597	106.0	1:54.390	84.72	2.149	11:07:51.311
4 -	28.161	111.8	31.597	93.5	22.277	103.0	31.183	106.8	1:53.218 (2)	85.59	0.977	11:09:44.529
5 -	28.067	111.1	31.776	92.3	22.108	103.5	31.392	106.8	1:53.343 (3)	85.50	1.102	11:11:37.872
6 -	28.825	106.5	32.238	93.0	22.245	104.2	IN PIT		1:59.430 P	81.14	7.189	11:13:37.302
7 -	OUTLAP	104.0	32.285	93.0	22.508	101.5	31.024	106.1	2:57.706	54.53	1:05.465	11:16:35.008
8 -	28.001	110.7	31.459	93.0	21.996	103.7	30.785	106.5	1:52.241 (1)	86.34		11:18:27.249
9 -	28.195	110.7	31.546	93.2	22.259	101.9	31.647	101.9	1:53.647	85.27	1.406	11:20:20.896

P21 95 S		Ross TURNER				Honda NSF - RedRat Racing						
IDEAL LAP TIME : 1:52.278		BEST LAP TIME : 1:52.278				DIFFERENCE : 0.000						
LAP	SECTOR 1	SECTOR 2		SECTOR 3		SECTOR 4		LAP TIME	MPH	DIFF	TIME OF DAY	
1 -	OUTLAP	101.2	38.284	81.4	24.684	93.9	34.543	100.6			11:02:18.157	
2 -	31.338	99.1	34.165	87.2	23.712	97.6	32.630	103.2	2:01.845	79.53	9.567	11:04:20.002
3 -	29.704	108.5	32.337	93.5	22.431	102.4	31.236	105.6	1:55.708	83.75	3.430	11:06:15.710
4 -	29.186	111.4	33.505	91.5	22.453	101.3	31.561	105.1	1:56.705	83.04	4.427	11:08:12.415
5 -	29.090	110.3	33.029	91.8	22.689	100.4	32.011	105.3	1:56.819	82.95	4.541	11:10:09.234
6 -	29.575	107.8	33.095	92.3	22.543	102.1	31.558	105.3	1:56.771	82.99	4.493	11:12:06.005
7 -	29.104	108.5	32.074	92.9	22.314	101.8	31.272	105.3	1:54.764	84.44	2.486	11:14:00.769
8 -	28.583	108.9	32.007	91.9	22.260	101.6	31.292	104.3	1:54.142	84.90	1.864	11:15:54.911
9 -	28.679	107.2	31.607	92.0	22.191	102.2	30.914	105.3	1:53.391 (3)	85.46	1.113	11:17:48.302
10 -	28.489	108.5	31.852	92.0	22.213	101.0	30.832	105.3	1:53.386 (2)	85.47	1.108	11:19:41.688
11 -	28.330	108.9	31.355	92.9	22.055	101.2	30.538	105.8	1:52.278 (1)	86.31		11:21:33.966

P22 69 S		Rhys IRWIN				Honda NSF - Motorcycling Ireland by Irwin Racing					
IDEAL LAP TIME : 1:52.201		BEST LAP TIME : 1:52.557				DIFFERENCE : 0.356					
LAP	SECTOR 1	SECTOR 2		SECTOR 3		SECTOR 4		LAP TIME	MPH	DIFF	TIME OF DAY

Weather / Track : Sunny / Dry

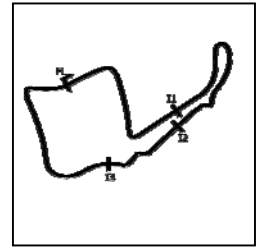
Oulton Park International
Circuit Length = 2.6920 miles
Start: 11:00 Flag 11:20 End: 11:22

MCRCB BULLETIN TK017

2018 Bennetts British Superbike Championship - Round 3

2018 HEL Performance British Motostar Championship

FREE PRACTICE 1 - SECTOR ANALYSIS



SECTOR 1 = FL to I1, SECTOR 2 = I1 to I2 SECTOR 3 = I2 to I3, SECTOR 4 = I3 to FL, DIFF = Difference To Personal Best Lap, P = Crossed Finish Line in Pit Lane, D = Time Disallowed

1 -	OUTLAP	107.7	34.872	89.0	23.990	100.0	33.326	103.5					11:02:07.550
2 -	30.424	107.5	33.091	89.0	23.304	100.4	32.460	102.4	1:59.279	81.24	6.722		11:04:06.829
3 -	29.054	106.8	32.629	90.0	22.687	100.9	31.799	104.5	1:56.169	83.42	3.612		11:06:02.998
4 -	28.352	109.6	32.204	90.0	22.518	100.9	32.081	105.8	1:55.155	84.15	2.598		11:07:58.153
5 -	28.533	110.7	31.887	89.1	22.187	101.2	31.125	105.0	1:53.732	(3)	85.21	1.175	11:09:51.885
6 -	28.846	110.7	32.205	89.9	22.445	100.7	IN PIT		1:59.161	P	81.32	6.604	11:11:51.046
7 -	OUTLAP	105.8	32.292	90.9	22.512	100.7	31.328	104.2	2:52.801		56.08	1:00.244	11:14:43.847
8 -	28.279	108.5	31.406	91.8	22.075	101.2	32.247	104.3	1:54.007		85.00	1.450	11:16:37.854
9 -	28.430	108.5	31.233	91.9	21.939	101.3	31.094	104.8	1:52.696	(2)	85.99	0.139	11:18:30.550
10 -	28.183	109.6	31.473	90.6	22.055	100.9	30.846	105.1	1:52.557	(1)	86.10		11:20:23.107

P23	25 S	Thomas STRUDWICK						Honda NSF - Case Moto Rapido Moto3					
IDEAL LAP TIME : 1:51.834		BEST LAP TIME : 1:52.707				DIFFERENCE : 0.873							
LAP	SECTOR 1	SECTOR 2	SECTOR 3	SECTOR 4	LAP TIME	MPH	DIFF	TIME OF DAY					
1 -	OUTLAP	107.5	35.731	91.0	23.963	102.4	32.778	107.7					11:02:17.745
2 -	29.153	112.2	32.520	91.4	22.842	102.6	31.833	106.5	1:56.348	83.29	3.641		11:04:14.093
3 -	28.868	110.3	31.971	92.9	22.557	103.0	31.231	107.3	1:54.627	84.54	1.920		11:06:08.720
4 -	28.617	110.9	31.967	91.9	22.410	101.3	31.482	106.6	1:54.476	84.65	1.769		11:08:03.196
5 -	28.230	112.7	31.713	91.4	22.632	101.9	32.700	106.1	1:55.275	84.07	2.568		11:09:58.471
6 -	28.532	110.5	34.227	91.9	22.712	101.8	31.337	106.8	1:56.808	82.96	4.101		11:11:55.279
7 -	28.339	110.3	31.631	92.3	22.300	103.2	31.062	106.5	1:53.332	(3)	85.51	0.625	11:13:48.611
8 -	28.347	111.1	31.097	92.6	22.322	102.2	31.007	105.8	1:52.773	(2)	85.93	0.066	11:15:41.384
9 -	31.645	72.5	33.401	92.0	22.940	99.8	31.356	105.6	1:59.342		81.20	6.635	11:17:40.726
10 -	28.404	110.7	31.197	93.2	22.247	102.2	30.859	106.1	1:52.707	(1)	85.98		11:19:33.433
11 -	27.837	111.2	30.891	92.9	22.839	96.1	IN PIT		2:04.806	P	77.65	12.099	11:21:38.239

P24	56 S	Charlie ATKINS						Honda NSF - Wilson Racing					
IDEAL LAP TIME : 1:52.830		BEST LAP TIME : 1:52.987				DIFFERENCE : 0.157							
LAP	SECTOR 1	SECTOR 2	SECTOR 3	SECTOR 4	LAP TIME	MPH	DIFF	TIME OF DAY					
1 -	OUTLAP	104.8	35.262	90.8	23.901	103.2	32.770	107.8					11:02:08.822
2 -	30.109	109.2	33.578	89.5	23.316	104.5	32.534	106.3	1:59.537	81.07	6.550		11:04:08.359
3 -	30.484	111.8	32.644	94.3	22.625	104.5	IN PIT		2:05.824	P	77.02	12.837	11:06:14.183
4 -	OUTLAP	102.6	33.842	90.3	23.514	101.2	32.903	100.3	3:06.449		51.97	1:13.462	11:09:20.632
5 -	29.396	110.0	32.339	89.9	22.989	99.8	31.796	107.5	1:56.520	83.17	3.533		11:11:17.152
6 -	28.878	111.8	31.833	93.8	22.334	104.0	31.803	105.8	1:54.848	84.38	1.861		11:13:12.000
7 -	28.781	111.2	31.414	93.3	22.127	105.5	31.126	107.3	1:53.448	(3)	85.42	0.461	11:15:05.448
8 -	28.479	111.6	31.493	94.7	22.124	105.0	31.110	107.2	1:53.206	(2)	85.60	0.219	11:16:58.654
9 -	28.386	111.4	31.248	92.8	22.281	105.1	31.072	109.1	1:52.987	(1)	85.77		11:18:51.641
10 -	29.236	107.2	31.676	94.7	22.248	104.6	31.444	106.1	1:54.604		84.56	1.617	11:20:46.245

P25	13 S	Jacob CLARK						Honda NSF - Wilson Racing					
IDEAL LAP TIME : 1:53.965		BEST LAP TIME : 1:54.082				DIFFERENCE : 0.117							
LAP	SECTOR 1	SECTOR 2	SECTOR 3	SECTOR 4	LAP TIME	MPH	DIFF	TIME OF DAY					
1 -	OUTLAP	94.6	38.405	81.3	26.219	89.9	36.528	91.1					11:02:24.747
2 -	33.185	96.9	36.930	82.6	26.081	88.1	36.336	96.8	2:12.532	73.12	18.450		11:04:37.279
3 -	32.355	97.1	35.751	84.8	24.488	91.3	34.314	102.9	2:06.908	76.36	12.826		11:06:44.187
4 -	29.592	106.6	33.903	90.3	23.109	99.7	32.339	105.0	1:58.943	81.47	4.861		11:08:43.130
5 -	29.965	107.3	32.291	91.0	22.907	99.5	31.889	105.5	1:57.052	(3)	82.79	2.970	11:10:40.182
6 -	29.525	101.8	34.595	88.8	23.059	97.2	IN PIT		2:05.576	P	77.17	11.494	11:12:45.758
7 -	OUTLAP	109.6	32.345	91.8	22.322	101.5	31.456	104.8	2:57.966		54.45	1:03.884	11:15:43.724
8 -	28.865	108.4	31.626	91.5	22.027	100.4	31.564	103.4	1:54.082	(1)	84.95		11:17:37.806
9 -	29.709	107.2	32.556	90.0	22.690	102.4	31.565	105.1	1:56.520	(2)	83.17	2.438	11:19:34.326
10 -	28.856	109.4	32.466	83.1	24.102	97.6	33.367	100.4	1:58.791		81.58	4.709	11:21:33.117

P26	50 S	Aditya BEHAL						Honda NSF - Microlise Cresswell Racing					
IDEAL LAP TIME : 1:53.942		BEST LAP TIME : 1:54.331				DIFFERENCE : 0.389							
LAP	SECTOR 1	SECTOR 2	SECTOR 3	SECTOR 4	LAP TIME	MPH	DIFF	TIME OF DAY					
1 -	OUTLAP	106.5	35.543	88.4	24.063	97.2	32.763	102.6					11:02:11.724
2 -	29.953	106.8	33.315	90.8	22.893	96.1	32.689	103.8	1:58.850	81.54	4.519		11:04:10.574
3 -	29.382	110.7	33.507	89.7	22.568	99.4	32.173	104.6	1:57.630	82.38	3.299		11:06:08.204

Weather / Track : Sunny / Dry

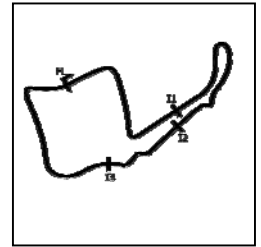
Oulton Park International
Circuit Length = 2.6920 miles
Start: 11:00 Flag 11:20 End: 11:22

MCRCB BULLETIN TK017

2018 Bennetts British Superbike Championship - Round 3

2018 HEL Performance British Motostar Championship

FREE PRACTICE 1 - SECTOR ANALYSIS



SECTOR 1 = FL to I1, SECTOR 2 = I1 to I2 SECTOR 3 = I2 to I3, SECTOR 4 = I3 to FL, DIFF = Difference To Personal Best Lap, P = Crossed Finish Line in Pit Lane, D = Time Disallowed

4 -	29.193	107.7	34.415	90.5	23.000	101.0	31.326	104.6	1:57.934	82.17	3.603	11:08:06.138
5 -	28.753	108.9	32.200	89.8	23.071	97.3	31.392	103.8	1:55.416	83.96	1.085	11:10:01.554
6 -	28.990	106.3	32.778	90.6	23.177	99.5	31.782	103.5	1:56.727	83.02	2.396	11:11:58.281
7 -	28.766	108.7	32.372	90.0	22.643	99.2	31.610	102.7	1:55.391	83.98	1.060	11:13:53.672
8 -	29.121	106.5	31.939	90.6	22.653	98.3	31.498	102.9	1:55.211	84.11	0.880	11:15:48.883
9 -	28.978	106.3	31.724	89.7	22.305	99.7	31.324	101.9	1:54.331 (1)	84.76		11:17:43.214
10 -	28.714	106.8	31.845	89.4	22.294	98.8	31.875	102.9	1:54.728 (3)	84.47	0.397	11:19:37.942
11 -	28.721	107.8	32.275	89.2	22.317	99.8	31.210	102.1	1:54.523 (2)	84.62	0.192	11:21:32.465

P27	20 S	Jack HART	Honda NSF - Wilson Racing									
IDEAL LAP TIME : 1:54.049		BEST LAP TIME : 1:54.596		DIFFERENCE : 0.547								
LAP	SECTOR 1	SECTOR 2	SECTOR 3	SECTOR 4	LAP TIME	MPH	DIFF	TIME OF DAY				
1 -	OUTLAP	108.2	37.663	93.5	23.261	99.1	35.068	104.6				11:02:24.460
2 -	32.230	112.4	35.284	94.1	23.335	104.5	IN PIT		2:11.948 P	73.44	17.352	11:04:36.408
3 -	OUTLAP	111.4	34.706	94.2	23.502	94.3	33.298	106.0	3:55.099	41.22	2:00.503	11:08:31.507
4 -	29.634	112.7	34.381	94.5	22.992	103.4	32.742	107.0	1:59.749	80.93	5.153	11:10:31.256
5 -	29.787	113.5	33.904	94.7	22.602	104.2	31.998	107.8	1:58.291	81.92	3.695	11:12:29.547
6 -	29.063	114.3	32.266	94.9	22.180	104.3	31.538	107.5	1:55.047 (2)	84.23	0.451	11:14:24.594
7 -	28.921	112.7	32.247	94.1	22.441	104.8	31.678	107.2	1:55.287	84.06	0.691	11:16:19.881
8 -	28.613	111.1	32.492	94.3	22.294	104.0	31.803	107.7	1:55.202 (3)	84.12	0.606	11:18:15.083
9 -	28.510	111.6	31.921	94.7	22.080	104.0	32.085	108.7	1:54.596 (1)	84.56		11:20:09.679

P28	77 S	Sam LAFFINS	Honda NSF - Sam Laffins Racing / Team ILR									
IDEAL LAP TIME : 1:54.528		BEST LAP TIME : 1:55.284		DIFFERENCE : 0.756								
LAP	SECTOR 1	SECTOR 2	SECTOR 3	SECTOR 4	LAP TIME	MPH	DIFF	TIME OF DAY				
1 -	OUTLAP	103.7	35.752	87.2	23.899	97.6	33.694	101.8				11:02:20.025
2 -	29.970	106.5	33.710	89.3	22.899	98.3	32.520	102.2	1:59.099	81.37	3.815	11:04:19.124
3 -	29.175	106.3	33.154	87.8	22.703	99.1	31.800	103.5	1:56.832	82.95	1.548	11:06:15.956
4 -	29.368	108.9	33.509	89.2	22.953	99.5	32.587	103.2	1:58.417	81.84	3.133	11:08:14.373
5 -	29.191	107.8	33.111	89.1	23.018	98.1	32.670	101.9	1:57.990	82.13	2.706	11:10:12.363
6 -	29.331	106.0	34.595	87.8	23.511	98.1	31.806	103.2	1:59.243	81.27	3.959	11:12:11.606
7 -	29.416	104.6	31.744	88.4	22.690	96.9	31.434	101.0	1:55.284 (1)	84.06		11:14:06.890
8 -	28.829	105.5	32.229	88.6	22.901	96.8	31.531	99.5	1:55.490 (2)	83.91	0.206	11:16:02.380
9 -	29.104	103.2	32.071	88.0	22.649	96.5	31.843	99.4	1:55.667 (3)	83.78	0.383	11:17:58.047
10 -	29.145	103.4	31.813	88.3	22.521	97.3	IN PIT		1:59.863 P	80.85	4.579	11:19:57.910

P29	21 S	Daniel BROOKS	Honda NSF - Daniel Brooks Racing									
IDEAL LAP TIME : 1:54.862		BEST LAP TIME : 1:55.353		DIFFERENCE : 0.491								
LAP	SECTOR 1	SECTOR 2	SECTOR 3	SECTOR 4	LAP TIME	MPH	DIFF	TIME OF DAY				
1 -	OUTLAP	104.2	35.562	88.6	24.568	98.9	33.954	103.0				11:02:08.518
2 -	30.746	105.8	34.351	89.3	23.760	98.8	32.998	104.0	2:01.855	79.53	6.502	11:04:10.373
3 -	30.297	107.3	34.077	89.8	23.058	100.7	32.737	102.1	2:00.169	80.64	4.816	11:06:10.542
4 -	29.790	108.0	32.485	90.6	22.585	100.3	31.842	102.4	1:56.702	83.04	1.349	11:08:07.244
5 -	28.927	108.0	33.234	88.7	23.064	97.3	32.114	102.4	1:57.339	82.59	1.986	11:10:04.583
6 -	29.306	104.8	33.787	85.5	23.282	98.5	31.963	101.8	1:58.338	81.89	2.985	11:12:02.921
7 -	29.455	106.6	33.084	90.4	22.782	99.4	31.507	102.4	1:56.828	82.95	1.475	11:13:59.749
8 -	28.997	106.1	32.613	89.4	22.596	100.9	31.625	102.9	1:55.831	83.66	0.478	11:15:55.580
9 -	28.657	107.5	32.267	90.0	22.431	98.9	32.029	101.8	1:55.384 (2)	83.99	0.031	11:17:50.964
10 -	28.759	106.3	32.303	90.5	22.452	99.4	31.839	101.3	1:55.353 (1)	84.01		11:19:46.317
11 -	28.766	106.1	32.433	89.1	22.464	99.1	31.862	101.0	1:55.525 (3)	83.88	0.172	11:21:41.842

P30	3	Ian LOUGHER	Honda - Team ILR									
IDEAL LAP TIME : 1:55.334		BEST LAP TIME : 1:55.652		DIFFERENCE : 0.318								
LAP	SECTOR 1	SECTOR 2	SECTOR 3	SECTOR 4	LAP TIME	MPH	DIFF	TIME OF DAY				
1 -	OUTLAP	98.2	36.402	88.5	25.222	96.1	35.633	103.8				11:02:55.091
2 -	31.103	104.2	34.816	88.8	24.337	98.6	32.719	103.4	2:02.975	78.80	7.323	11:04:58.066
3 -	29.630	108.4	33.388	90.3	23.830	99.2	32.284	103.7	1:59.132	81.34	3.480	11:06:57.198
4 -	29.217	108.7	33.024	90.3	23.301	99.4	32.492	103.0	1:58.034	82.10	2.382	11:08:55.232
5 -	29.078	108.7	32.858	89.7	23.371	99.8	32.001	104.3	1:57.308	82.61	1.656	11:10:52.540
6 -	29.219	109.2	33.183	89.8	23.160	100.3	31.681	104.3	1:57.243 (3)	82.65	1.591	11:12:49.783

Weather / Track : Sunny / Dry

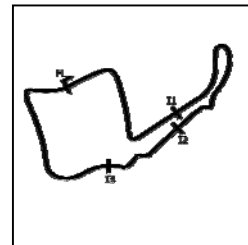
Oulton Park International
Circuit Length = 2.6920 miles
Start: 11:00 Flag 11:20 End: 11:22

MCRCB BULLETIN TK017

2018 Bennetts British Superbike Championship - Round 3

2018 HEL Performance British Motostar Championship

FREE PRACTICE 1 - SECTOR ANALYSIS



SECTOR 1 = FL to I1, SECTOR 2 = I1 to I2 SECTOR 3 = I2 to I3, SECTOR 4 = I3 to FL, DIFF = Difference To Personal Best Lap, P = Crossed Finish Line in Pit Lane, D = Time Disallowed

7 -	29.139	107.3	32.579	90.4	22.836	100.0	31.707	103.7	1:56.261 (2)	83.35	0.609	11:14:46.044
8 -	28.961	108.2	32.359	91.0	22.811	99.1	31.521	103.2	1:55.652 (1)	83.79		11:16:41.696
9 -	28.839	108.4	32.163	90.5	22.840	100.6	IN PIT		2:03.518 P	78.46	7.866	11:18:45.214

P31 17 S		Franco BOURNE				Honda NSF - Franco Bourne Racing						
IDEAL LAP TIME : 1:55.218		BEST LAP TIME : 1:55.654				DIFFERENCE : 0.436						
LAP	SECTOR 1	SECTOR 2	SECTOR 3	SECTOR 4	LAP TIME	MPH	DIFF	TIME OF DAY				
1 -	OUTLAP	98.9	37.709	86.2	24.393	97.8	33.818	103.0				11:02:16.781
2 -	30.042	107.7	34.204	88.7	23.536	100.1	32.936	102.7	2:00.718	80.28	5.064	11:04:17.499
3 -	30.037	108.2	33.424	90.0	22.734	101.3	31.678	105.1	1:57.873	82.21	2.219	11:06:15.372
4 -	29.333	111.2	33.931	89.0	22.944	101.9	32.342	102.7	1:58.550	81.74	2.896	11:08:13.922
5 -	29.389	108.0	33.360	89.0	22.876	100.0	33.102	105.0	1:58.727	81.62	3.073	11:10:12.649
6 -	29.287	109.8	34.512	91.3	23.004	100.1	31.994	104.3	1:58.797	81.57	3.143	11:12:11.446
7 -	29.623	106.1	33.022	89.0	22.630	100.4	31.650	104.5	1:56.925 (3)	82.88	1.271	11:14:08.371
8 -	28.752	108.0	32.770	91.3	22.575	100.0	31.827	103.2	1:55.924 (2)	83.60	0.270	11:16:04.295
9 -	28.861	106.6	32.588	88.5	22.398	99.5	31.807	104.5	1:55.654 (1)	83.79		11:17:59.949
10 -	28.794	108.5	32.521	89.8	22.295	100.1	IN PIT		2:03.151 P	78.69	7.497	11:20:03.100

P32 57 S		Josh HIATT				Honda NSF - Sorry Mate.com						
IDEAL LAP TIME : 1:56.077		BEST LAP TIME : 1:56.543				DIFFERENCE : 0.466						
LAP	SECTOR 1	SECTOR 2	SECTOR 3	SECTOR 4	LAP TIME	MPH	DIFF	TIME OF DAY				
1 -	OUTLAP	107.7	36.538	81.9	25.800	99.1	33.386	107.7				11:02:18.280
2 -	30.288	108.0	33.296	91.8	23.427	102.6	32.334	105.6	1:59.345	81.20	2.802	11:04:17.625
3 -	29.783	109.8	32.602	92.1	22.916	101.9	31.739	105.8	1:57.040 (3)	82.80	0.497	11:06:14.665
4 -	29.963	109.1	33.718	90.9	23.021	101.9	IN PIT		2:08.726 P	75.28	12.183	11:08:23.391
5 -	OUTLAP	108.9	33.560	91.9	23.076	101.8	32.242	105.6	4:35.055	35.23	2:38.512	11:12:58.446
6 -	29.856	110.7	32.882	91.4	23.185	101.3	31.734	105.0	1:57.657	82.36	1.114	11:14:56.103
7 -	29.305	108.0	32.481	91.1	22.669	101.5	32.088	101.8	1:56.543 (1)	83.15		11:16:52.646
8 -	30.051	108.0	33.504	82.6	23.272	101.5	31.867	104.6	1:58.694	81.64	2.151	11:18:51.340
9 -	29.469	103.4	32.702	91.1	22.557	102.1	31.844	105.1	1:56.572 (2)	83.13	0.029	11:20:47.912

P33 48		Sharni PINFOLD				KTM - RS Racing						
IDEAL LAP TIME : 1:57.534		BEST LAP TIME : 1:57.719				DIFFERENCE : 0.185						
LAP	SECTOR 1	SECTOR 2	SECTOR 3	SECTOR 4	LAP TIME	MPH	DIFF	TIME OF DAY				
1 -	OUTLAP	108.7	36.435	87.7	23.985	102.7	33.894	107.0				11:02:07.623
2 -	30.676	112.9	34.945	92.0	23.383	106.3	32.978	109.1	2:01.982	79.44	4.263	11:04:09.605
3 -	29.848	116.9	34.803	93.0	23.095	104.8	33.125	107.0	2:00.871	80.17	3.152	11:06:10.476
4 -	30.680	115.5	34.386	82.7	23.665	103.0	32.850	107.8	2:01.581	79.71	3.862	11:08:12.057
5 -	29.215	114.5	34.939	92.3	22.930	102.7	32.973	108.9	2:00.057	80.72	2.338	11:10:12.114
6 -	29.423	113.7	34.659	87.8	23.356	98.9	33.591	108.2	2:01.029	80.07	3.310	11:12:13.143
7 -	29.559	114.5	34.211	91.4	22.993	105.5	32.116	109.8	1:58.879	81.52	1.160	11:14:12.022
8 -	29.013	113.1	34.274	92.5	22.872	104.0	32.350	109.1	1:58.509 (3)	81.77	0.790	11:16:10.531
9 -	28.951	114.9	34.181	93.3	23.137	104.3	31.985	108.0	1:58.254 (2)	81.95	0.535	11:18:08.785
10 -	28.831	115.9	33.908	92.6	22.810	102.9	32.170	108.5	1:57.719 (1)	82.32		11:20:06.504

P34 66 S		Annabel THOMAS				Honda NSF - Four Anjels Racing						
IDEAL LAP TIME : 1:58.785		BEST LAP TIME : 1:59.755				DIFFERENCE : 0.970						
LAP	SECTOR 1	SECTOR 2	SECTOR 3	SECTOR 4	LAP TIME	MPH	DIFF	TIME OF DAY				
1 -	OUTLAP	91.5	38.422	84.9	26.129	86.9	34.850	98.5				11:02:23.350
2 -	32.475	104.2	33.993	86.7	23.398	98.3	33.104	100.7	2:02.970	78.81	3.215	11:04:26.320
3 -	30.018	106.6	34.970	80.0	23.739	96.2	33.129	99.7	2:01.856 (3)	79.53	2.101	11:06:28.176
4 -	30.034	106.5	35.541	85.7	24.226	94.6	32.748	100.6	2:02.549	79.08	2.794	11:08:30.725
5 -	29.399	106.8	34.000	87.6	23.203	97.3	33.153	96.1	1:59.755 (1)	80.92		11:10:30.480
6 -	30.261	106.8	33.870	88.4	23.622	98.6	33.852	98.9	2:01.605 (2)	79.69	1.850	11:12:32.085
7 -	30.260	107.0	34.583	84.5	23.699	93.8	33.416	100.9	2:01.958	79.46	2.203	11:14:34.043
8 -	30.561	103.7	34.784	79.8	24.752	85.5	IN PIT		2:13.466 P	72.61	13.711	11:16:47.509
9 -	OUTLAP	105.5	33.435	86.1	23.399	97.2	32.761	98.1	3:39.745	44.10	1:39.990	11:20:27.254

Weather / Track : Sunny / Dry

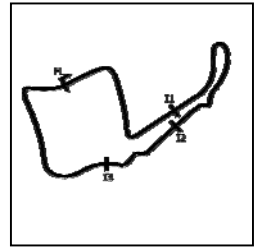
Oulton Park International
Circuit Length = 2.6920 miles
Start: 11:00 Flag 11:20 End: 11:22

MCRCB BULLETIN TK017

2018 Bennetts British Superbike Championship - Round 3

2018 HEL Performance British Motostar Championship

FREE PRACTICE 1 - SECTOR ANALYSIS



SECTOR 1 = FL to I1, SECTOR 2 = I1 to I2 SECTOR 3 = I2 to I3, SECTOR 4 = I3 to FL, DIFF = Difference To Personal Best Lap, P = Crossed Finish Line in Pit Lane, D = Time Disallowed

P35 44 S		Andrew SMYTH				Honda NSF - R Mullen						
IDEAL LAP TIME : 2:01.551		BEST LAP TIME : 2:01.551				DIFFERENCE : 0.000						
LAP	SECTOR 1	SECTOR 2		SECTOR 3		SECTOR 4		LAP TIME	MPH	DIFF	TIME OF DAY	
1 -	OUTLAP	97.3	39.317	87.0	25.202	96.8	35.145	101.8			11:02:25.882	
2 -	32.656	103.5	36.568	88.5	25.337	92.6	33.948	101.2	2:08.509	75.41	6.958	11:04:34.391
3 -	30.976	103.5	35.479	88.3	24.077	95.8	33.895	99.7	2:04.427	77.88	2.876	11:06:38.818
4 -	30.442	103.8	34.751	87.7	23.938	97.5	34.471	100.0	2:03.602 (3)	78.40	2.051	11:08:42.420
5 -	30.925	103.0	35.622	83.3	24.834	94.7	34.380	100.3	2:05.761	77.06	4.210	11:10:48.181
6 -	31.236	99.7	37.831	82.2	25.660	95.0	34.704	100.0	2:09.431	74.87	7.880	11:12:57.612
7 -	30.591	105.0	34.906	87.2	23.830	97.9	33.245	99.2	2:02.572 (2)	79.06	1.021	11:15:00.184
8 -	30.314	103.7	34.608	88.0	23.573	96.8	33.056	98.5	2:01.551 (1)	79.73		11:17:01.735
9 -	31.138	100.6	36.809	82.4	24.838	93.2	IN PIT		2:16.227 P	71.14	14.676	11:19:17.962

P36 16 S		Harvey CLARIDGE				Honda NSF - Nova Racing / SP125						
IDEAL LAP TIME : 2:03.136		BEST LAP TIME : 2:03.161				DIFFERENCE : 0.025						
LAP	SECTOR 1	SECTOR 2		SECTOR 3		SECTOR 4		LAP TIME	MPH	DIFF	TIME OF DAY	
1 -	OUTLAP	95.4	40.718	77.9	26.478	87.9	37.821	97.1			11:02:22.982	
2 -	33.680	103.8	37.758	87.6	25.915	88.3	36.482	102.6	2:13.835	72.41	10.674	11:04:36.817
3 -	32.258	104.6	37.537	89.0	24.502	92.4	36.078	97.5	2:10.375	74.33	7.214	11:06:47.192
4 -	31.912	107.0	36.672	89.9	24.174	94.2	35.345	100.6	2:08.103	75.65	4.942	11:08:55.295
5 -	31.374	109.1	36.346	88.7	25.727	85.2	36.318	95.8	2:09.765	74.68	6.604	11:11:05.060
6 -	31.593	108.5	37.162	90.9	24.117	93.7	34.755	102.6	2:07.627	75.93	4.466	11:13:12.687
7 -	30.900	108.9	36.094	90.3	23.894	94.5	34.593	101.2	2:05.481	77.23	2.320	11:15:18.168
8 -	30.545	108.2	35.194	90.5	23.725	94.3	34.420	103.7	2:03.884 (2)	78.22	0.723	11:17:22.052
9 -	30.570	109.2	34.737	91.0	23.657	97.6	34.197	101.0	2:03.161 (1)	78.68		11:19:25.213
10 -	30.626	107.8	35.316	90.6	23.719	91.4	34.782	97.3	2:04.443 (3)	77.87	1.282	11:21:29.656

P37 18 S		Jodie FIELDHOUSE				Honda NSF - Go PINK Racing						
IDEAL LAP TIME : 2:39.776		BEST LAP TIME :				DIFFERENCE :						
LAP	SECTOR 1	SECTOR 2		SECTOR 3		SECTOR 4		LAP TIME	MPH	DIFF	TIME OF DAY	
1 -	OUTLAP	70.1	46.957	59.0	31.740	61.2	IN PIT			P	11:03:07.157	
2 -	OUTLAP	83.8	42.568	69.1	29.141	63.7	47.548	68.8	6:01.505	26.80		11:09:08.662

P38 72 S		Cameron HORSMAN				Honda NSF - Nova / FAB Racing					
IDEAL LAP TIME :		BEST LAP TIME :				DIFFERENCE :					
LAP	SECTOR 1	SECTOR 2		SECTOR 3		SECTOR 4		LAP TIME	MPH	DIFF	TIME OF DAY
1 -	OUTLAP	107.2	33.506	91.6	22.613	101.6	31.869	105.3			11:01:59.631

P39 35 S		Jeremy KNIGHT				Honda NSF - Jeremy Knight Racing					
IDEAL LAP TIME :		BEST LAP TIME :				DIFFERENCE :					
LAP	SECTOR 1	SECTOR 2		SECTOR 3		SECTOR 4		LAP TIME	MPH	DIFF	TIME OF DAY
1 -	OUTLAP	92.5	39.109	81.3	25.757	86.7	IN PIT			P	11:05:41.244

MCRCB BULLETIN TK018

2018 Bennetts British Superbike Championship - Round 3

2018 HEL Performance British Motostar Championship

FREE PRACTICE 1 - BEST SECTORS

SECTOR 1				SECTOR 2				SECTOR 3				SECTOR 4				IDEAL / BEST COMPARISON		
POS	NO	NAME	TIME	NO	NAME	TIME	NO	NAME	TIME	NO	NAME	TIME	NO	NAME	IDEAL	BEST	DIFF	
															PERFECT LAP 1:45.601			
1	2	ARCHER	26.520	12	RENDELL	29.316	79	STACEY	20.670	2	ARCHER	29.095	1	12	RENDELL	1:45.758	1:46.316	0.558
2	12	RENDELL	26.526	2	ARCHER	29.579	2	ARCHER	20.716	12	RENDELL	29.194	2	2	ARCHER	1:45.910	1:45.984	0.074
3	96	PAASCH	26.527	79	STACEY	29.732	12	RENDELL	20.722	79	STACEY	29.199	3	79	STACEY	1:46.266	1:46.496	0.230
4	79	STACEY	26.665	34	DELVES	29.749	96	PAASCH	20.791	96	PAASCH	29.482	4	96	PAASCH	1:46.753	1:46.753	0.000
5	55	SCOTT	26.855	6	TAYLOR	29.782	6	TAYLOR	20.967	6	TAYLOR	29.548	5	6	TAYLOR	1:47.190	1:47.370	0.180
6	8	LODGE	26.878	55	SCOTT	29.885	34	DELVES	21.172	8	LODGE	29.628	6	34	DELVES	1:47.780	1:48.200	0.420
7	6	TAYLOR	26.893	96	PAASCH	29.953	97	TAYLOR	21.219	7	BEST	29.653	7	55	SCOTT	1:47.871	1:48.056	0.185
8	34	DELVES	27.039	7	BEST	30.117	7	BEST	21.235	55	SCOTT	29.755	8	8	LODGE	1:47.998	1:48.321	0.323
9	7	BEST	27.040	91	RODRIGU	30.158	28	HINDLE	21.252	34	DELVES	29.820	9	7	BEST	1:48.045	1:48.442	0.397
10	97	TAYLOR	27.177	8	LODGE	30.176	8	LODGE	21.316	14	NIXON	29.840	10	91	RODRIGUEZ	1:48.726	1:49.333	0.607
11	15	McMANUS	27.254	97	TAYLOR	30.233	91	RODRIGU	21.319	91	RODRIGU	29.986	11	97	TAYLOR	1:49.019	1:49.559	0.540
12	91	RODRIGU	27.263	15	McMANUS	30.418	55	SCOTT	21.376	28	HINDLE	30.177	12	14	NIXON	1:49.122	1:49.597	0.475
13	14	NIXON	27.287	28	HINDLE	30.549	15	McMANUS	21.405	15	McMANUS	30.256	13	28	HINDLE	1:49.279	1:49.745	0.466
14	28	HINDLE	27.301	14	NIXON	30.590	14	NIXON	21.405	54	BURMAN	30.378	14	15	McMANUS	1:49.333	1:49.438	0.105
15	19	OGDEN	27.662	47	SEABRIG	30.823	47	SEABRIG	21.576	97	TAYLOR	30.390	15	47	SEABRIGHT	1:50.726	1:50.913	0.187
16	45	SWANN	27.760	19	OGDEN	30.870	19	OGDEN	21.741	95	TURNER	30.538	16	45	SWANN	1:51.235	1:51.490	0.255
17	47	SEABRIG	27.785	25	STRUDWI	30.891	45	SWANN	21.792	47	SEABRIG	30.542	17	19	OGDEN	1:51.312	1:51.385	0.073
18	25	STRUDWI	27.837	45	SWANN	30.954	69	IRWIN	21.939	45	SWANN	30.729	18	54	BURMAN	1:51.548	1:51.721	0.173
19	89	MORETON	28.001	54	BURMAN	31.064	89	MORETON	21.996	89	MORETON	30.785	19	25	STRUDWICK	1:51.834	1:52.707	0.873
20	54	BURMAN	28.060	69	IRWIN	31.233	13	CLARK	22.027	69	IRWIN	30.846	20	69	IRWIN	1:52.201	1:52.557	0.356
21	69	IRWIN	28.183	56	ATKINS	31.248	54	BURMAN	22.046	25	STRUDWI	30.859	21	89	MORETON	1:52.241	1:52.241	0.000
22	95	TURNER	28.330	95	TURNER	31.355	95	TURNER	22.055	19	OGDEN	31.039	22	95	TURNER	1:52.278	1:52.278	0.000
23	56	ATKINS	28.386	89	MORETON	31.459	20	HART	22.080	56	ATKINS	31.072	23	56	ATKINS	1:52.830	1:52.987	0.157
24	20	HART	28.510	13	CLARK	31.626	56	ATKINS	22.124	50	BEHAL	31.210	24	50	BEHAL	1:53.942	1:54.331	0.389
25	21	BROOKS	28.657	50	BEHAL	31.724	25	STRUDWI	22.247	77	LAFFINS	31.434	25	13	CLARK	1:53.965	1:54.082	0.117
26	50	BEHAL	28.714	77	LAFFINS	31.744	50	BEHAL	22.294	13	CLARK	31.456	26	20	HART	1:54.049	1:54.596	0.547
27	17	BOURNE	28.752	20	HART	31.921	17	BOURNE	22.295	21	BROOKS	31.507	27	77	LAFFINS	1:54.528	1:55.284	0.756
28	77	LAFFINS	28.829	3	LOUGHER	32.163	21	BROOKS	22.431	3	LOUGHER	31.521	28	21	BROOKS	1:54.862	1:55.353	0.491
29	48	PINFOLD	28.831	21	BROOKS	32.267	77	LAFFINS	22.521	20	HART	31.538	29	17	BOURNE	1:55.218	1:55.654	0.436
30	3	LOUGHER	28.839	57	HIATT	32.481	57	HIATT	22.557	17	BOURNE	31.650	30	3	LOUGHER	1:55.334	1:55.652	0.318
31	13	CLARK	28.856	17	BOURNE	32.521	72	HORSMAN	22.613	57	HIATT	31.734	31	57	HIATT	1:56.077	1:56.543	0.466
32	57	HIATT	29.305	66	THOMAS	33.435	48	PINFOLD	22.810	72	HORSMAN	31.869	32	48	PINFOLD	1:57.534	1:57.719	0.185
33	66	THOMAS	29.399	72	HORSMAN	33.506	3	LOUGHER	22.811	48	PINFOLD	31.985	33	66	THOMAS	1:58.785	1:59.755	0.970
34	44	SMYTH	30.314	48	PINFOLD	33.908	66	THOMAS	23.203	66	THOMAS	32.748	34	44	SMYTH	2:01.551	2:01.551	0.000
35	16	CLARIDG	30.545	44	SMYTH	34.608	44	SMYTH	23.573	44	SMYTH	33.056	35	16	CLARIDG	2:03.136	2:03.161	0.025
36	18	FIELDHO	40.519	16	CLARIDG	34.737	16	CLARIDG	23.657	16	CLARIDG	34.197	36	18	FIELDHOUSE	2:39.776		
37				35	KNIGHT	39.109	35	KNIGHT	25.757	18	FIELDHO	47.548	37	35	KNIGHT			
38				18	FIELDHO	42.568	18	FIELDHO	29.141				38	72	HORSMAN			
39													39	64	DURHAM		1:47.503	

Weather / Track : Sunny / Dry

Results can be found at www.tsl-timing.com

Oulton Park International
 Circuit Length = 2.6920 miles
 Start: 11:00 Flag 11:20 End: 11:22

Printed - 11:23 Saturday, 05 May 2018

MCRCB BULLETIN TK019**2018 Bennetts British Superbike Championship - Round 3****2018 HEL Performance British Motostar Championship****FREE PRACTICE 1 - BEST SPEEDS**

POS	INTERMEDIATE 1			INTERMEDIATE 2			INTERMEDIATE 3			FINISH LINE		
	NO	NAME	MPH	NO	NAME	MPH	NO	NAME	MPH	NO	NAME	MPH
1	2	ARCHER	121.1	14	NIXON	99.7	14	NIXON	111.1	2	ARCHER	115.7
2	79	STACEY	120.0	79	STACEY	99.5	2	ARCHER	110.9	79	STACEY	114.9
3	14	NIXON	119.6	2	ARCHER	99.4	79	STACEY	110.7	54	BURMAN	113.7
4	6	TAYLOR	119.1	6	TAYLOR	99.1	6	TAYLOR	110.5	6	TAYLOR	113.5
5	55	SCOTT	118.3	54	BURMAN	98.1	15	McMANUS	109.2	14	NIXON	113.3
6	96	PAASCH	118.1	28	HINDLE	97.9	8	LODGE	108.9	8	LODGE	112.9
7	15	McMANUS	118.1	55	SCOTT	97.8	54	BURMAN	108.5	55	SCOTT	112.7
8	8	LODGE	117.5	8	LODGE	97.8	55	SCOTT	108.4	7	BEST	112.7
9	54	BURMAN	117.5	15	McMANUS	97.8	96	PAASCH	108.2	28	HINDLE	112.0
10	7	BEST	117.3	97	TAYLOR	96.8	7	BEST	108.0	15	McMANUS	111.8
11	28	HINDLE	117.1	12	RENDELL	96.0	28	HINDLE	108.0	96	PAASCH	111.4
12	48	PINFOLD	116.9	7	BEST	96.0	12	RENDELL	107.2	97	TAYLOR	110.9
13	12	RENDELL	116.3	96	PAASCH	95.8	97	TAYLOR	107.2	34	DELVES	110.3
14	97	TAYLOR	115.7	34	DELVES	95.8	34	DELVES	107.0	12	RENDELL	109.8
15	34	DELVES	114.9	20	HART	94.9	48	PINFOLD	106.3	48	PINFOLD	109.8
16	20	HART	114.3	56	ATKINS	94.7	56	ATKINS	105.5	56	ATKINS	109.1
17	25	STRUDWICK	112.7	47	SEABRIGHT	93.9	20	HART	104.8	20	HART	108.7
18	47	SEABRIGHT	112.5	19	OGDEN	93.7	47	SEABRIGHT	104.5	25	STRUDWICK	107.7
19	91	RODRIGUEZ	112.0	91	RODRIGUEZ	93.5	91	RODRIGUEZ	104.2	57	HIATT	107.7
20	89	MORETON	112.0	89	MORETON	93.5	89	MORETON	104.2	19	OGDEN	107.5
21	19	OGDEN	111.8	95	TURNER	93.5	19	OGDEN	103.5	91	RODRIGUEZ	107.3
22	56	ATKINS	111.8	48	PINFOLD	93.3	25	STRUDWICK	103.2	47	SEABRIGHT	107.3
23	95	TURNER	111.4	25	STRUDWICK	93.2	57	HIATT	102.6	89	MORETON	106.8
24	17	BOURNE	111.2	57	HIATT	92.1	95	TURNER	102.4	95	TURNER	105.8
25	69	IRWIN	110.7	69	IRWIN	91.9	13	CLARK	102.4	69	IRWIN	105.8
26	50	BEHAL	110.7	13	CLARK	91.8	45	SWANN	101.9	13	CLARK	105.5
27	57	HIATT	110.7	45	SWANN	91.6	17	BOURNE	101.9	72	HORSMAN	105.3
28	45	SWANN	110.3	72	HORSMAN	91.6	72	HORSMAN	101.6	17	BOURNE	105.1
29	13	CLARK	109.6	17	BOURNE	91.3	69	IRWIN	101.3	45	SWANN	104.6
30	3	LOUGHER	109.2	3	LOUGHER	91.0	50	BEHAL	101.0	50	BEHAL	104.6
31	16	CLARIDGE	109.2	16	CLARIDGE	91.0	21	BROOKS	100.9	3	LOUGHER	104.3
32	77	LAFFINS	108.9	50	BEHAL	90.8	3	LOUGHER	100.6	21	BROOKS	104.0
33	21	BROOKS	108.0	21	BROOKS	90.6	77	LAFFINS	99.5	16	CLARIDGE	103.7
34	72	HORSMAN	107.2	77	LAFFINS	89.3	66	THOMAS	98.6	77	LAFFINS	103.5
35	66	THOMAS	107.0	44	SMYTH	88.5	44	SMYTH	97.9	44	SMYTH	101.8
36	44	SMYTH	105.0	66	THOMAS	88.4	16	CLARIDGE	97.6	66	THOMAS	100.9
37	35	KNIGHT	92.5	35	KNIGHT	81.3	35	KNIGHT	86.7	18	FIELDHOUSE	68.8
38	18	FIELDHOUSE	83.8	18	FIELDHOUSE	69.1	18	FIELDHOUSE	63.7			
39												

Weather / Track : Sunny / Dry

Results can be found at www.tsl-timing.comOulton Park International
Circuit Length = 2.6920 miles
Start: 11:00 Flag 11:20 End: 11:22

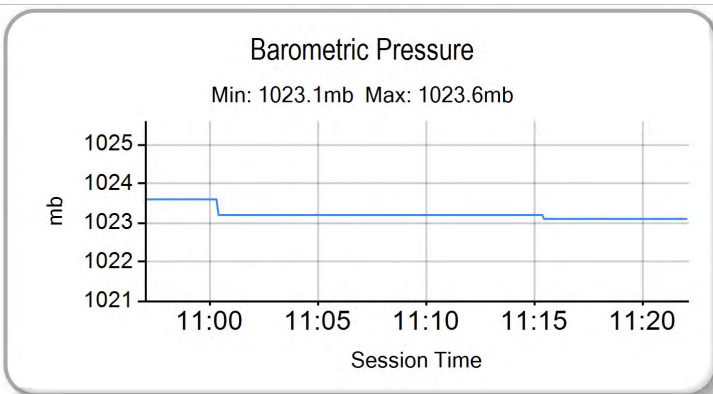
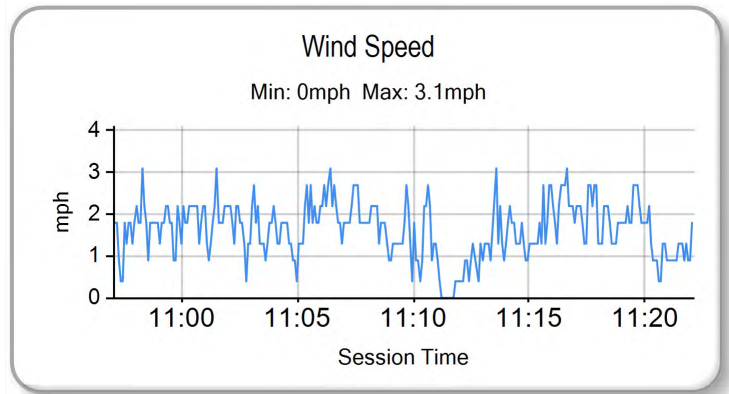
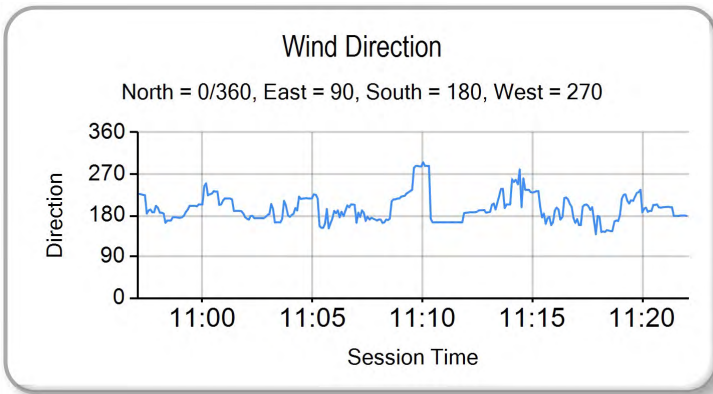
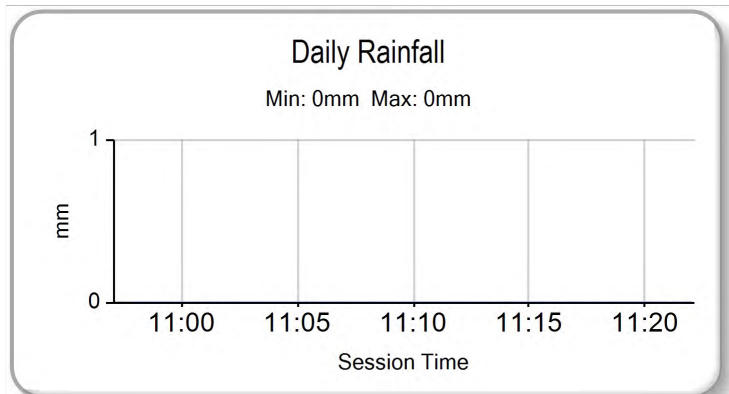
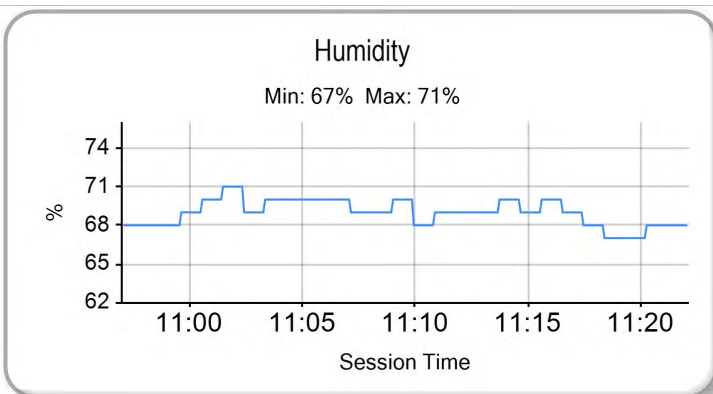
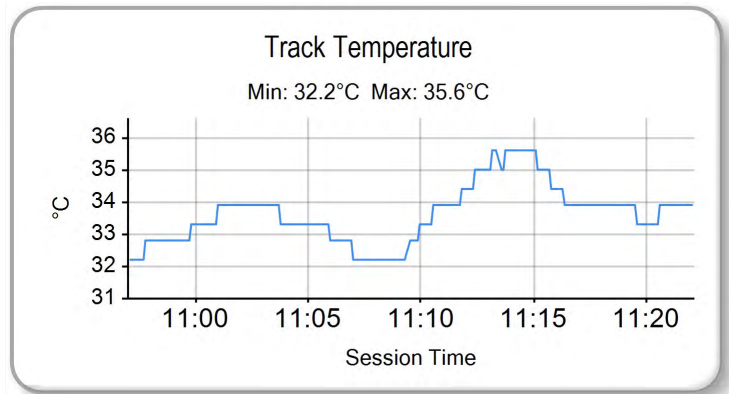
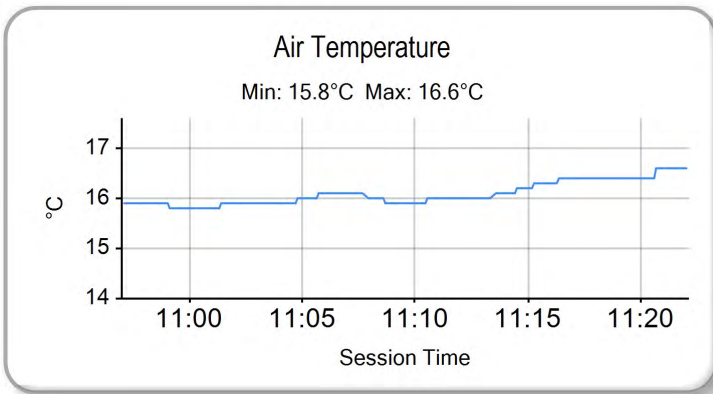
Printed - 11:24 Saturday, 05 May 2018

MCRCB BULLETIN TK020

2018 Bennetts British Superbike Championship - Round 3

2018 HEL Performance British Motostar Championship

FREE PRACTICE 1 - WEATHER CONDITIONS



Weather / Track : Sunny / Dry

Results can be found at www.tsl-timing.com

Oulton Park International
Circuit Length = 2.6920 miles
Start: 11:00 Flag 11:20 End: 11:22

Printed - 11:24 Saturday, 05 May 2018

MCRCB BULLETIN TK041

2018 Bennetts British Superbike Championship - Round 3

2018 HEL Performance British Motostar Championship

FREE PRACTICE 2 - CLASSIFICATION



POS	NO	CL	PIC NAME	ENTRY	TIME	ON	LAPS	GAP	DIFF	MPH
1	2		1 Jake ARCHER	KTM - City Lifting / RS Racing	1:45.140	11	13			92.17
2	79		2 Storm STACEY	KTM - FPW Racing	1:45.372	12	13	0.232	0.232	91.97
3	96		3 Brandon PAASCH	Mahindra - Microlise Cresswell Racing	1:45.654	13	13	0.514	0.282	91.72
4	12		4 Edward RENDELL	KTM FTR - Banks Racing	1:45.857	8	8	0.717	0.203	91.55
5	55		5 Jack SCOTT	KTM - City Lifting / RS Racing	1:46.131	9	13	0.991	0.274	91.31
6	34		6 Liam DELVES	DR-Moto - Stauf Connect Academy / Dr Moto	1:46.249	12	13	1.109	0.118	91.21
7	64		7 Asher DURHAM	Mahindra - Microlise Cresswell Racing	1:46.436	13	13	1.296	0.187	91.05
8	6		8 Taz TAYLOR	Kalex KTM - KCS / FPW Racing	1:46.670	13	13	1.530	0.234	90.85
9	97		9 Chris TAYLOR	Mahindra - Microlise Cresswell Racing	1:47.404	12	12	2.264	0.734	90.23
10	14		10 Jack NIXON	KTM - Santander Salt	1:47.413	13	13	2.273	0.009	90.22
11	15		11 Eugene McMANUS	KTM - RS Racing	1:47.469	9	12	2.329	0.056	90.17
12	7		12 Edmund BEST	KTM - SymCirrus Motorsport	1:47.503	12	12	2.363	0.034	90.14
13	91	S	1 Victor RODRIGUEZ	Honda NSF - GA Competition	1:48.558	13	13	3.418	1.055	89.27
14	47	S	2 Fenton SEABRIGHT	Honda NSF - FHS	1:49.300	13	13	4.160	0.742	88.66
15	28		13 Lee HINDLE	KTM - JH Motorsport	1:49.389	4	11	4.249	0.089	88.59
16	54		14 Sam BURMAN	KTM - TeamWNT / Burman Racing	1:49.675	10	13	4.535	0.286	88.36
17	8		15 Elliot LODGE	FTR - Spike Racing / SP125	1:49.856	2	7	4.716	0.181	88.21
18	72	S	3 Cameron HORSMAN	Honda NSF - Nova / FAB Racing	1:50.061	12	13	4.921	0.205	88.05
19	19	S	4 Scott OGDEN	Honda NSF - Wilson Racing	1:50.264	6	14	5.124	0.203	87.89
20	56	S	5 Charlie ATKINS	Honda NSF - Wilson Racing	1:50.581	13	13	5.441	0.317	87.63
21	89	S	6 Taylor MORETON	Honda NSF - Tsingtao Racing	1:50.908	8	11	5.768	0.327	87.38
22	69	S	7 Rhys IRWIN	Honda NSF - Motorcycling Ireland by Irwin Racing	1:51.078	7	13	5.938	0.170	87.24
23	45	S	8 Scott SWANN	Honda NSF - Swann Racing	1:51.194	11	12	6.054	0.116	87.15
24	20	S	9 Jack HART	Honda NSF - Wilson Racing	1:51.367	13	13	6.227	0.173	87.02
25	25	S	10 Thomas STRUDWICK	Honda NSF - Case Moto Rapido Moto3	1:51.497	12	12	6.357	0.130	86.91
26	95	S	11 Ross TURNER	Honda NSF - RedRat Racing	1:52.244	6	13	7.104	0.747	86.34
27	77	S	12 Sam LAFFINS	Honda NSF - Sam Laffins Racing / Team ILR	1:53.312	6	6	8.172	1.068	85.52
28	3		16 Ian LOUGHER	Honda - Team ILR	1:53.409	5	6	8.269	0.097	85.45
29	17	S	13 Franco BOURNE	Honda NSF - Franco Bourne Racing	1:53.676	11	12	8.536	0.267	85.25
30	50	S	14 Aditya BEHAL	Honda NSF - Microlise Cresswell Racing	1:53.809	5	8	8.669	0.133	85.15
31	13	S	15 Jacob CLARK	Honda NSF - Wilson Racing	1:54.001	9	12	8.861	0.192	85.01
32	21	S	16 Daniel BROOKS	Honda NSF - Daniel Brooks Racing	1:54.385	6	12	9.245	0.384	84.72
33	48		17 Sharni PINFOLD	KTM - RS Racing	1:54.727	11	11	9.587	0.342	84.47
34	57	S	17 Josh HIATT	Honda NSF - Sorry Mate.com	1:55.498	2	11	10.358	0.771	83.90
QUALIFYING LAPTIME (110.0% of 1:45.140) = 1:55.654										
35	66	S	18 Annabel THOMAS	Honda NSF - Four Anjels Racing	1:56.009	4	10	10.869	0.511	83.53
36	16	S	19 Harvey CLARIDGE	Honda NSF - Nova Racing / SP125	1:59.221	10	13	14.081	3.212	81.28
37	44	S	20 Andrew SMYTH	Honda NSF - R Mullen	2:01.067	9	12	15.927	1.846	80.04

Oulton Park International
 Circuit Length = 2.6920 miles
 Start: 14:05 Flag 14:30 End: 14:32

Weather / Track : Bright / Dry

These results are provisional until the conclusion of any judicial and technical matters.

Race Director :	Stewards :	Timekeeper :
-----------------	------------	--------------

Results can be found at www.britishsuperbike.com

Printed - 14:32 Saturday, 05 May 2018

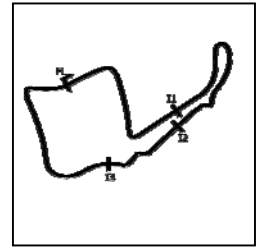


MCRCB BULLETIN TK042

2018 Bennetts British Superbike Championship - Round 3

2018 HEL Performance British Motostar Championship

FREE PRACTICE 2 - SECTOR ANALYSIS



SECTOR 1 = FL to I1, SECTOR 2 = I1 to I2 SECTOR 3 = I2 to I3, SECTOR 4 = I3 to FL, DIFF = Difference To Personal Best Lap, P = Crossed Finish Line in Pit Lane, D = Time Disallowed

P1		2		Jake ARCHER				KTM - City Lifting / RS Racing					
IDEAL LAP TIME : 1:44.830		BEST LAP TIME : 1:45.140		DIFFERENCE : 0.310									
LAP	SECTOR 1	SECTOR 2	SECTOR 3	SECTOR 4	LAP TIME	MPH	DIFF	TIME OF DAY					
1 -	OUTLAP	110.7	31.643	96.5	21.592	109.1	29.297	113.5				14:08:27.695	
2 -	26.800	118.7	29.787	98.8	20.723	110.3	29.039	114.5	1:46.349	91.12	1.209	14:10:14.044	
3 -	26.616	119.6	29.527	98.3	20.573	110.1	28.958	114.3	1:45.674	91.70	0.534	14:11:59.718	
4 -	26.322	120.9	29.304	98.5	20.947	110.3	29.014	115.1	1:45.587	91.78	0.447	14:13:45.305	
5 -	26.229	120.2	29.847	97.8	20.594	110.3	28.824	114.9	1:45.494	(3)	91.86	0.354	14:15:30.799
6 -	28.113	97.2	31.031	96.8	21.351	106.6	29.064	114.1	1:49.559	88.45	4.419	14:17:20.358	
7 -	26.258	120.6	29.412	98.9	20.807	109.2	28.794	114.5	1:45.271	(2)	92.06	0.131	14:19:05.629
8 -	26.289	120.6	29.409	98.2	24.501	105.3	IN PIT		1:57.693	P	82.34	12.553	14:21:03.322
9 -	OUTLAP	118.1	30.415	95.3	20.833	109.6	29.017	114.5	3:02.354	53.14	1:17.214	14:24:05.676	
10 -	26.209	120.2	29.316	98.3	20.999	108.2	29.233	114.7	1:45.757	91.63	0.617	14:25:51.433	
11 -	26.200	120.6	29.331	97.8	20.656	109.8	28.953	114.9	1:45.140	(1)	92.17	14:27:36.573	
12 -	26.491	120.4	29.435	98.3	20.767	110.5	29.059	113.5	1:45.752	91.64	0.612	14:29:22.325	
13 -	26.159	119.4	29.449	97.9	20.676	110.5	29.235	114.7	1:45.519	91.84	0.379	14:31:07.844	

P2		79		Storm STACEY				KTM - FPW Racing					
IDEAL LAP TIME : 1:45.372		BEST LAP TIME : 1:45.372		DIFFERENCE : 0.000									
LAP	SECTOR 1	SECTOR 2	SECTOR 3	SECTOR 4	LAP TIME	MPH	DIFF	TIME OF DAY					
1 -	OUTLAP	98.6	33.039	94.5	22.330	107.7	30.509	111.6				14:07:30.217	
2 -	27.332	116.5	30.385	97.9	21.233	108.4	29.793	112.4	1:48.743	89.12	3.371	14:09:18.960	
3 -	27.111	117.5	29.744	98.6	21.464	108.9	29.444	113.3	1:47.763	89.93	2.391	14:11:06.723	
4 -	29.833	105.6	30.587	98.2	21.528	109.2	IN PIT		1:58.197	P	81.99	12.825	14:13:04.920
5 -	OUTLAP	115.9	30.239	98.8	21.409	108.4	29.865	114.1	4:22.237	36.95	2:36.865	14:17:27.157	
6 -	27.077	117.9	30.450	96.9	21.099	108.2	29.835	113.5	1:48.461	89.35	3.089	14:19:15.618	
7 -	26.824	116.3	29.730	97.8	21.173	108.7	29.457	112.9	1:47.184	90.41	1.812	14:21:02.802	
8 -	26.642	117.7	30.075	97.2	21.153	107.7	29.487	113.1	1:47.357	90.27	1.985	14:22:50.159	
9 -	26.555	117.9	29.473	97.9	20.891	108.5	29.392	113.9	1:46.311	(2)	91.15	0.939	14:24:36.470
10 -	26.393	120.2	29.985	98.5	21.747	104.5	30.314	113.5	1:48.439	89.37	3.067	14:26:24.909	
11 -	26.432	118.3	29.400	98.8	21.075	109.8	29.407	113.5	1:46.314	(3)	91.15	0.942	14:28:11.223
12 -	26.236	118.5	29.359	98.8	20.744	109.8	29.033	115.5	1:45.372	(1)	91.97	14:29:56.595	
13 -	28.053	100.7	30.609	95.3	21.246	109.1	29.239	114.1	1:49.147	88.79	3.775	14:31:45.742	

P3		96		Brandon PAASCH				Mahindra - Microlise Cresswell Racing					
IDEAL LAP TIME : 1:45.456		BEST LAP TIME : 1:45.654		DIFFERENCE : 0.198									
LAP	SECTOR 1	SECTOR 2	SECTOR 3	SECTOR 4	LAP TIME	MPH	DIFF	TIME OF DAY					
1 -	OUTLAP	112.5	30.952	94.6	21.389	107.0	29.809	111.1				14:07:44.795	
2 -	27.104	117.3	30.422	96.4	21.081	107.7	30.131	110.7	1:48.738	89.12	3.084	14:09:33.533	
3 -	26.724	116.1	30.060	95.4	20.718	107.5	29.576	111.1	1:47.078	90.50	1.424	14:11:20.611	
4 -	27.134	116.9	30.066	94.9	21.009	106.3	29.518	110.9	1:47.727	89.96	2.073	14:13:08.338	
5 -	27.121	117.7	29.885	96.0	21.740	107.2	29.541	112.4	1:48.287	89.49	2.633	14:14:56.625	
6 -	27.654	100.6	34.282	83.4	22.591	102.7	30.471	110.7	1:54.998	84.27	9.344	14:16:51.623	
7 -	26.697	115.5	29.892	94.6	20.997	106.0	29.332	110.7	1:46.918	90.64	1.264	14:18:38.541	
8 -	26.622	115.9	29.777	95.4	20.663	105.6	29.389	111.2	1:46.451	(3)	91.04	0.797	14:20:24.992
9 -	27.552	105.5	32.683	89.4	26.196	82.5	IN PIT		2:10.250	P	74.40	24.596	14:22:35.242
10 -	OUTLAP	114.1	29.981	95.0	20.889	106.0	29.507	110.9	3:26.513	46.92	1:40.859	14:26:01.755	
11 -	26.408	116.1	29.562	95.5	20.917	107.2	30.074	110.3	1:46.961	90.60	1.307	14:27:48.716	
12 -	26.328	117.1	29.672	95.5	20.886	106.6	29.465	111.6	1:46.351	(2)	91.12	0.697	14:29:35.067
13 -	26.097	118.1	29.364	95.5	20.815	106.6	29.378	111.4	1:45.654	(1)	91.72	14:31:20.721	

P4		12		Edward RENDELL				KTM FTR - Banks Racing					
IDEAL LAP TIME : 1:45.836		BEST LAP TIME : 1:45.857		DIFFERENCE : 0.021									
LAP	SECTOR 1	SECTOR 2	SECTOR 3	SECTOR 4	LAP TIME	MPH	DIFF	TIME OF DAY					
1 -	OUTLAP	108.2	30.999	90.6	21.522	105.1	30.523	109.8				14:07:37.420	
2 -	27.199	112.4	30.763	92.1	21.120	105.3	30.027	107.5	1:49.109	88.82	3.252	14:09:26.529	
3 -	26.667	114.1	29.314	95.0	20.990	105.6	29.529	108.5	1:46.500	(2)	90.99	0.643	14:11:13.029
4 -	26.688	112.2	30.945	89.4	22.300	96.8	IN PIT		1:57.569	P	82.43	11.712	14:13:10.598
5 -	OUTLAP	104.3	31.497	89.8	23.064	101.5	IN PIT		8:30.897	P	18.96	6:45.040	14:21:41.495
6 -	OUTLAP	104.2	31.126	91.9	21.437	103.7	30.989	108.7	5:18.786	30.40	3:32.929	14:27:00.281	

Weather / Track : Bright / Dry

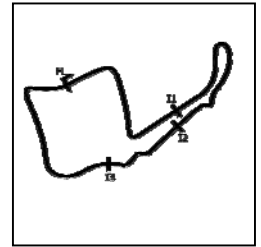
Oulton Park International
Circuit Length = 2.6920 miles
Start: 14:05 Flag 14:30 End: 14:32

MCRCB BULLETIN TK042

2018 Bennetts British Superbike Championship - Round 3

2018 HEL Performance British Motostar Championship

FREE PRACTICE 2 - SECTOR ANALYSIS



SECTOR 1 = FL to I1, SECTOR 2 = I1 to I2 SECTOR 3 = I2 to I3, SECTOR 4 = I3 to FL, DIFF = Difference To Personal Best Lap, P = Crossed Finish Line in Pit Lane, D = Time Disallowed

7 -	26.672	113.9	29.455	95.5	21.016	105.8	29.489	109.2	1:46.632	(3)	90.88	0.775	14:28:46.913
8 -	26.406	114.3	29.335	94.7	20.829	105.6	29.287	110.3	1:45.857	(1)	91.55		14:30:32.770

P5		55		Jack SCOTT		KTM - City Lifting / RS Racing							
IDEAL LAP TIME : 1:45.700		BEST LAP TIME : 1:46.131		DIFFERENCE : 0.431									
LAP	SECTOR 1	SECTOR 2	SECTOR 3	SECTOR 4	LAP TIME	MPH	DIFF	TIME OF DAY					
1 -	OUTLAP	112.4	32.444	95.3	22.133	105.8	30.416	111.2					14:08:17.673
2 -	27.268	115.5	30.216	97.2	21.333	107.5	30.050	110.7	1:48.867	89.01	2.736		14:10:06.540
3 -	26.976	117.1	29.868	97.1	21.311	107.0	29.746	111.2	1:47.901	89.81	1.770		14:11:54.441
4 -	27.054	117.7	30.516	96.6	21.313	107.0	29.560	111.6	1:48.443	89.36	2.312		14:13:42.884
5 -	29.348	118.1	29.791	96.5	21.068	107.5	29.247	112.4	1:49.454	88.54	3.323		14:15:32.338
6 -	26.518	117.1	29.581	95.5	21.078	107.3	29.541	111.2	1:46.718	(3)	90.81	0.587	14:17:19.056
7 -	26.748	117.7	29.951	96.9	21.129	107.2	29.159	113.1	1:46.987	90.58	0.856		14:19:06.043
8 -	26.541	117.9	29.396	96.9	21.055	107.8	29.435	111.6	1:46.427	(2)	91.06	0.296	14:20:52.470
9 -	26.329	118.5	29.684	96.5	20.816	108.2	29.302	112.2	1:46.131	(1)	91.31		14:22:38.601
10 -	26.555	119.1	30.394	97.5	20.979	107.0	29.422	112.0	1:47.350	90.27	1.219		14:24:25.951
11 -	29.049	107.5	31.408	93.5	28.478	75.9	IN PIT		2:06.719	P	76.47	20.588	14:26:32.670
12 -	OUTLAP	117.7	30.048	97.3	21.014	107.7	29.415	112.7	3:11.236	50.67	1:25.105		14:29:43.906
13 -	26.710	117.7	29.861	96.9	21.163	108.5	29.808	111.6	1:47.542	90.11	1.411		14:31:31.448

P6		34		Liam DELVES		DR-Moto - Stauff Connect Academy / Dr Moto							
IDEAL LAP TIME : 1:46.055		BEST LAP TIME : 1:46.249		DIFFERENCE : 0.194									
LAP	SECTOR 1	SECTOR 2	SECTOR 3	SECTOR 4	LAP TIME	MPH	DIFF	TIME OF DAY					
1 -	OUTLAP	110.5	31.075	94.6	22.038	102.7	30.648	110.0					14:07:51.301
2 -	27.153	114.9	30.433	95.7	21.722	105.1	29.971	110.9	1:49.279	88.68	3.030		14:09:40.580
3 -	26.942	114.7	30.169	95.4	21.213	106.3	30.095	110.0	1:48.419	89.38	2.170		14:11:28.999
4 -	26.836	114.9	29.878	95.5	21.158	105.6	29.698	111.6	1:47.570	90.09	1.321		14:13:16.569
5 -	26.898	115.7	31.806	92.6	21.314	106.0	29.914	111.8	1:49.932	88.15	3.683		14:15:06.501
6 -	26.725	115.5	29.522	95.7	21.266	106.0	31.388	109.1	1:48.901	88.99	2.652		14:16:55.402
7 -	26.846	114.3	29.660	95.5	21.007	106.0	29.598	110.9	1:47.111	90.47	0.862		14:18:42.513
8 -	26.498	115.9	29.467	95.4	21.238	105.1	29.621	110.9	1:46.824	90.72	0.575		14:20:29.337
9 -	28.946	108.9	35.418	93.2	22.407	101.2	IN PIT		2:04.148	P	78.06	17.899	14:22:33.485
10 -	OUTLAP	108.2	30.725	95.1	21.339	104.8	29.862	110.7	2:25.413	66.64	39.164		14:24:58.898
11 -	26.680	115.1	29.567	95.4	21.015	105.6	29.521	111.2	1:46.783	(3)	90.75	0.534	14:26:45.681
12 -	26.479	115.3	29.225	96.5	20.947	106.3	29.598	110.7	1:46.249	(1)	91.21		14:28:31.930
13 -	26.396	116.3	29.356	95.5	20.913	107.3	29.586	112.0	1:46.251	(2)	91.21	0.002	14:30:18.181

P7		64		Asher DURHAM		Mahindra - Microlise Cresswell Racing							
IDEAL LAP TIME : 1:46.115		BEST LAP TIME : 1:46.436		DIFFERENCE : 0.321									
LAP	SECTOR 1	SECTOR 2	SECTOR 3	SECTOR 4	LAP TIME	MPH	DIFF	TIME OF DAY					
1 -	OUTLAP	113.3	30.778	97.1	21.500	108.0	29.764	112.2					14:07:44.591
2 -	27.206	118.3	30.382	96.8	21.070	108.9	29.743	112.0	1:48.401	89.40	1.965		14:09:32.992
3 -	27.272	115.9	30.297	96.9	20.949	109.6	29.448	113.7	1:47.966	89.76	1.530		14:11:20.958
4 -	26.956	117.3	30.164	96.5	21.184	108.7	29.438	113.5	1:47.742	89.94	1.306		14:13:08.700
5 -	26.574	118.5	29.894	96.6	21.655	108.5	29.467	112.5	1:47.590	90.07	1.154		14:14:56.290
6 -	28.279	104.3	34.225	93.8	22.109	104.5	IN PIT		2:04.204	P	78.02	17.768	14:17:00.494
7 -	OUTLAP	116.1	30.430	96.1	22.725	106.6	29.729	111.8	3:57.259	40.84	2:10.823		14:20:57.753
8 -	26.649	119.8	30.041	96.1	20.870	108.5	29.405	113.1	1:46.965	90.60	0.529		14:22:44.718
9 -	26.541	118.9	29.777	96.6	20.925	107.5	29.449	112.7	1:46.692	(3)	90.83	0.256	14:24:31.410
10 -	26.813	118.3	29.874	96.2	21.055	108.0	29.608	111.6	1:47.350	90.27	0.914		14:26:18.760
11 -	26.532	119.1	30.088	96.6	21.168	107.3	32.694	113.1	1:50.482	87.71	4.046		14:28:09.242
12 -	26.430	118.3	29.838	96.5	20.758	108.4	29.480	112.9	1:46.506	(2)	90.99	0.070	14:29:55.748
13 -	26.486	118.7	29.616	96.4	21.023	108.4	29.311	113.9	1:46.436	(1)	91.05		14:31:42.184

P8		6		Taz TAYLOR		Kalex KTM - KCS / FPW Racing							
IDEAL LAP TIME : 1:46.451		BEST LAP TIME : 1:46.670		DIFFERENCE : 0.219									
LAP	SECTOR 1	SECTOR 2	SECTOR 3	SECTOR 4	LAP TIME	MPH	DIFF	TIME OF DAY					
1 -	OUTLAP	101.6	33.186	97.8	22.373	108.9	30.592	112.4					14:07:30.573
2 -	27.842	115.7	30.584	97.9	21.383	108.4	30.011	112.2	1:49.820	88.24	3.150		14:09:20.393
3 -	27.229	117.1	30.135	97.5	21.407	109.6	29.727	113.1	1:48.498	89.32	1.828		14:11:08.891

Weather / Track : Bright / Dry

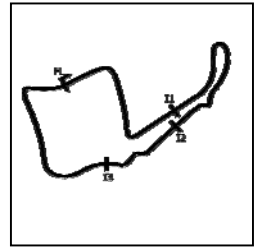
Oulton Park International
Circuit Length = 2.6920 miles
Start: 14:05 Flag 14:30 End: 14:32

MCRCB BULLETIN TK042

2018 Bennetts British Superbike Championship - Round 3

2018 HEL Performance British Motostar Championship

FREE PRACTICE 2 - SECTOR ANALYSIS



SECTOR 1 = FL to I1, SECTOR 2 = I1 to I2, SECTOR 3 = I2 to I3, SECTOR 4 = I3 to FL, DIFF = Difference To Personal Best Lap, P = Crossed Finish Line in Pit Lane, D = Time Disallowed

LAP	SECTOR 1	SECTOR 2	SECTOR 3	SECTOR 4	LAP TIME	MPH	DIFF	TIME OF DAY
4 -	27.271	118.3	30.938	96.5	21.371	108.7	IN PIT	1:55.526 P 83.88 8.856 14:13:04.417
5 -	OUTLAP	116.3	30.533	98.1	21.654	107.8	29.810	111.4 4:22.529 36.91 2:35.859 14:17:26.946
6 -	27.114	116.5	30.131	97.5	21.168	108.2	29.649	112.0 1:48.062 89.68 1.392 14:19:15.008
7 -	27.590	117.7	29.982	98.1	21.120	109.8	29.498	113.1 1:48.190 89.57 1.520 14:21:03.198
8 -	26.761	118.9	29.941	98.2	21.209	109.2	29.447	113.5 1:47.358 90.27 0.688 14:22:50.556
9 -	26.795	118.5	29.712	98.2	20.953	108.9	29.437	113.3 1:46.897 (2) 90.66 0.227 14:24:37.453
10 -	26.618	118.9	29.881	98.9	21.394	102.4	30.088	114.5 1:47.981 89.75 1.311 14:26:25.434
11 -	26.507	118.9	29.689	99.4	21.066	109.2	29.793	110.5 1:47.055 90.52 0.385 14:28:12.489
12 -	26.667	118.3	29.737	98.2	20.990	108.9	29.521	112.9 1:46.915 (3) 90.64 0.245 14:29:59.404
13 -	26.726	117.1	29.664	98.9	20.860	110.5	29.420	114.5 1:46.670 (1) 90.85 14:31:46.074

P9 97		Chris TAYLOR				Mahindra - Microlise Cresswell Racing			
IDEAL LAP TIME : 1:46.964		BEST LAP TIME : 1:47.404				DIFFERENCE : 0.440			
LAP	SECTOR 1	SECTOR 2	SECTOR 3	SECTOR 4	LAP TIME	MPH	DIFF	TIME OF DAY	
1 -	OUTLAP	113.7	31.218	96.4	21.397	107.0	30.389	109.1	14:07:45.800
2 -	28.018	113.3	31.357	95.7	21.518	105.6	30.362	110.5	1:51.255 87.10 3.851 14:09:37.055
3 -	27.407	115.1	30.457	95.7	21.463	105.8	30.125	108.7	1:49.452 88.54 2.048 14:11:26.507
4 -	27.338	114.5	30.252	96.0	21.364	106.0	30.282	109.8	1:49.236 88.71 1.832 14:13:15.743
5 -	27.654	114.7	30.312	95.7	21.352	106.8	30.494	109.8	1:49.812 88.25 2.408 14:15:05.555
6 -	27.816	109.4	31.720	89.5	27.375	97.8	IN PIT	2:07.297 P 76.13 19.893 14:17:12.852	
7 -	OUTLAP	70.1	40.217	64.4	32.933	83.6	31.908	111.2	5:10.502 31.21 3:23.098 14:22:23.354
8 -	27.302	115.3	31.361	95.7	27.681	80.0	31.387	106.8	1:57.731 82.31 10.327 14:24:21.085
9 -	27.434	115.1	30.641	94.9	30.332	83.6	30.746	109.8	1:59.153 81.33 11.749 14:26:20.238
10 -	26.949	117.3	30.197	96.0	21.112	106.5	30.139	109.4	1:48.397 (3) 89.40 0.993 14:28:08.635
11 -	27.112	112.5	30.051	96.0	20.949	106.8	29.689	110.7	1:47.801 (2) 89.89 0.397 14:29:56.436
12 -	26.715	116.1	29.611	96.4	21.233	106.8	29.845	107.8	1:47.404 (1) 90.23 14:31:43.840

P10 14		Jack NIXON				KTM - Santander Salt			
IDEAL LAP TIME : 1:47.241		BEST LAP TIME : 1:47.413				DIFFERENCE : 0.172			
LAP	SECTOR 1	SECTOR 2	SECTOR 3	SECTOR 4	LAP TIME	MPH	DIFF	TIME OF DAY	
1 -	OUTLAP	112.5	33.496	96.6	22.179	107.3	30.938	110.3	14:07:26.605
2 -	28.076	116.1	30.913	98.3	21.526	109.2	30.227	113.9	1:50.742 87.51 3.329 14:09:17.347
3 -	27.361	118.9	30.553	99.5	21.234	111.1	29.845	113.1	1:48.993 88.91 1.580 14:11:06.340
4 -	27.796	117.1	31.252	99.1	21.762	109.8	29.981	113.5	1:50.791 87.47 3.378 14:12:57.131
5 -	27.396	118.5	30.559	98.6	21.343	110.5	30.323	112.2	1:49.621 88.40 2.208 14:14:46.752
6 -	27.270	118.9	30.331	98.5	21.138	110.5	29.530	113.5	1:48.269 (3) 89.51 0.856 14:16:35.021
7 -	27.702	116.9	30.357	97.9	21.511	109.2	30.146	113.3	1:49.716 88.33 2.303 14:18:24.737
8 -	27.141	119.1	30.581	98.3	21.177	109.4	29.866	113.3	1:48.765 89.10 1.352 14:20:13.502
9 -	27.171	119.1	30.488	99.1	21.196	109.2	30.037	111.4	1:48.892 88.99 1.479 14:22:02.394
10 -	28.161	113.1	32.724	92.9	27.425	97.3	IN PIT	2:10.213 P 74.42 22.800 14:24:12.607	
11 -	OUTLAP	115.3	30.935	97.6	21.590	103.4	30.454	113.5	3:11.092 50.71 1:23.679 14:27:23.699
12 -	26.769	120.2	30.033	98.1	21.151	110.1	29.804	113.5	1:47.757 (2) 89.93 0.344 14:29:11.456
13 -	26.774	118.7	30.163	99.5	20.909	110.3	29.567	115.1	1:47.413 (1) 90.22 14:30:58.869

P11 15		Eugene McMANUS				KTM - RS Racing			
IDEAL LAP TIME : 1:47.326		BEST LAP TIME : 1:47.469				DIFFERENCE : 0.143			
LAP	SECTOR 1	SECTOR 2	SECTOR 3	SECTOR 4	LAP TIME	MPH	DIFF	TIME OF DAY	
1 -	OUTLAP	114.9	32.426	97.1	22.147	106.3	30.781	110.9	14:08:18.370
2 -	27.399	117.5	30.377	96.6	21.564	106.8	30.294	111.8	1:49.634 88.39 2.165 14:10:08.004
3 -	27.094	117.7	30.313	96.4	21.616	107.0	30.104	111.1	1:49.127 88.80 1.658 14:11:57.131
4 -	27.056	117.9	29.989	96.5	21.677	107.0	30.173	113.3	1:48.895 88.99 1.426 14:13:46.026
5 -	26.911	119.1	30.238	97.2	21.576	107.0	30.130	112.4	1:48.855 89.02 1.386 14:15:34.881
6 -	26.924	117.9	30.150	97.1	21.445	107.7	IN PIT	1:53.597 P 85.31 6.128 14:17:28.478	
7 -	OUTLAP	117.1	31.085	96.2	21.593	106.6	30.072	111.6	5:01.654 32.12 3:14.185 14:22:30.132
8 -	26.809	118.5	30.076	97.3	21.465	106.5	29.926	111.8	1:48.276 (3) 89.50 0.807 14:24:18.408
9 -	26.856	118.1	29.748	97.2	21.110	107.7	29.755	112.0	1:47.469 (1) 90.17 14:26:05.877
10 -	27.081	118.9	30.455	97.5	21.382	107.2	30.194	110.7	1:49.112 88.81 1.643 14:27:54.989
11 -	26.994	117.5	30.256	96.9	21.325	107.7	29.929	112.4	1:48.504 89.31 1.035 14:29:43.493
12 -	26.931	116.7	29.995	96.1	21.078	107.7	29.691	112.4	1:47.695 (2) 89.98 0.226 14:31:31.188

Weather / Track : Bright / Dry

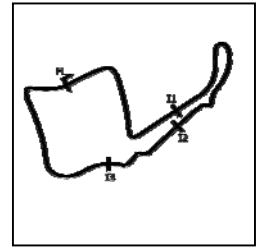
Oulton Park International
Circuit Length = 2.6920 miles
Start: 14:05 Flag 14:30 End: 14:32

MCRCB BULLETIN TK042

2018 Bennetts British Superbike Championship - Round 3

2018 HEL Performance British Motostar Championship

FREE PRACTICE 2 - SECTOR ANALYSIS



SECTOR 1 = FL to I1, SECTOR 2 = I1 to I2 SECTOR 3 = I2 to I3, SECTOR 4 = I3 to FL, DIFF = Difference To Personal Best Lap, P = Crossed Finish Line in Pit Lane, D = Time Disallowed

P12 7		Edmund BEST				KTM - SymCirrus Motorsport			
IDEAL LAP TIME : 1:47.305		BEST LAP TIME : 1:47.503				DIFFERENCE : 0.198			
LAP	SECTOR 1	SECTOR 2	SECTOR 3	SECTOR 4	LAP TIME	MPH	DIFF	TIME OF DAY	
1 -	OUTLAP	113.7	31.423	95.7	21.995	106.5	30.516	111.4	14:07:02.296
2 -	27.619	114.1	30.407	96.1	22.066	106.8	30.182	110.9	1:50.274 87.88 2.771 14:08:52.570
3 -	27.287	115.3	30.468	95.1	21.370	106.3	30.070	110.9	1:49.195 88.75 1.692 14:10:41.765
4 -	27.436	114.7	30.559	95.0	21.378	106.3	29.997	111.4	1:49.370 88.61 1.867 14:12:31.135
5 -	27.236	115.7	30.164	93.2	21.303	106.5	29.757	112.2	1:48.460 89.35 0.957 14:14:19.595
6 -	28.001	114.7	30.704	95.3	21.308	106.0	IN PIT		1:57.715 P 82.32 10.212 14:16:17.310
7 -	OUTLAP	114.1	30.435	94.9	21.605	106.5	30.126	109.6	5:21.159 30.17 3:33.656 14:21:38.469
8 -	27.671	115.9	30.234	95.7	21.535	106.1	29.939	111.1	1:49.379 88.60 1.876 14:23:27.848
9 -	27.022	116.1	29.987	95.7	21.321	105.6	29.720	111.8	1:48.050 (3) 89.69 0.547 14:25:15.898
10 -	26.867	116.5	30.048	95.1	21.264	106.6	29.628	112.7	1:47.807 (2) 89.89 0.304 14:27:03.705
11 -	27.274	116.3	29.885	95.5	21.112	107.5	29.980	111.4	1:48.251 89.52 0.748 14:28:51.956
12 -	26.680	117.3	29.922	96.1	21.202	106.3	29.699	112.0	1:47.503 (1) 90.14 14:30:39.459

P13 91 S		Victor RODRIGUEZ				Honda NSF - GA Competition			
IDEAL LAP TIME : 1:48.128		BEST LAP TIME : 1:48.558				DIFFERENCE : 0.430			
LAP	SECTOR 1	SECTOR 2	SECTOR 3	SECTOR 4	LAP TIME	MPH	DIFF	TIME OF DAY	
1 -	OUTLAP	104.0	33.518	87.6	22.529	101.6	30.418	107.2	14:07:10.853
2 -	27.516	113.1	33.103	86.9	22.010	103.5	30.314	108.0	1:52.943 85.80 4.385 14:09:03.796
3 -	27.217	112.9	30.333	93.8	21.415	104.6	30.013	108.7	1:48.978 88.92 0.420 14:10:52.774
4 -	27.611	111.8	32.076	86.7	23.655	104.6	32.149	107.5	1:55.491 83.91 6.933 14:12:48.265
5 -	27.242	113.7	30.278	92.1	21.323	104.0	30.292	107.7	1:49.135 88.80 0.577 14:14:37.400
6 -	27.231	111.4	30.056	92.6	21.399	104.3	30.156	106.5	1:48.842 (3) 89.04 0.284 14:16:26.242
7 -	27.272	112.4	29.964	92.9	21.236	104.5	30.494	107.0	1:48.966 88.93 0.408 14:18:15.208
8 -	27.343	111.8	30.113	92.9	21.330	104.5	30.130	110.0	1:48.916 88.97 0.358 14:20:04.124
9 -	27.738	111.8	30.382	92.1	21.614	102.7	30.559	105.6	1:50.293 87.86 1.735 14:21:54.417
10 -	27.482	112.0	31.135	90.4	25.652	97.3	IN PIT		2:03.069 P 78.74 14.511 14:23:57.486
11 -	OUTLAP	112.7	30.197	92.3	21.638	103.5	30.272	107.7	2:52.333 56.23 1:03.775 14:26:49.819
12 -	27.099	113.3	29.837	93.5	21.387	103.7	30.236	107.7	1:48.559 (2) 89.27 0.001 14:28:38.378
13 -	27.042	113.1	29.943	93.5	21.385	104.0	30.188	108.4	1:48.558 (1) 89.27 14:30:26.936

P14 47 S		Fenton SEABRIGHT				Honda NSF - FHS			
IDEAL LAP TIME : 1:49.032		BEST LAP TIME : 1:49.300				DIFFERENCE : 0.268			
LAP	SECTOR 1	SECTOR 2	SECTOR 3	SECTOR 4	LAP TIME	MPH	DIFF	TIME OF DAY	
1 -	OUTLAP	105.3	32.742	92.9	22.040	102.7	30.742	108.4	14:07:08.889
2 -	28.410	109.8	32.407	93.3	21.745	102.4	30.528	107.0	1:53.090 85.69 3.790 14:09:01.979
3 -	27.837	111.6	30.849	94.2	21.441	103.2	30.309	108.2	1:50.436 87.75 1.136 14:10:52.415
4 -	28.022	110.9	31.401	89.9	22.226	100.9	IN PIT		2:00.301 P 80.55 11.001 14:12:52.716
5 -	OUTLAP	110.1	31.155	93.8	21.713	102.7	30.486	107.8	2:17.277 70.59 27.977 14:15:09.993
6 -	27.714	111.1	30.688	93.8	21.903	102.1	30.678	105.6	1:50.983 87.32 1.683 14:17:00.976
7 -	27.754	110.5	32.056	89.3	23.556	88.0	IN PIT		1:59.572 P 81.04 10.272 14:19:00.548
8 -	OUTLAP	110.7	30.992	92.9	21.540	102.1	30.314	106.8	2:20.446 69.00 31.146 14:21:20.994
9 -	27.801	112.0	31.298	93.4	21.496	102.9	30.303	106.0	1:50.898 87.38 1.598 14:23:11.892
10 -	27.761	112.5	30.740	93.8	21.366	102.2	30.212	107.5	1:50.079 88.03 0.779 14:25:01.971
11 -	27.389	114.1	30.791	92.9	21.536	103.2	30.001	108.2	1:49.717 (3) 88.33 0.417 14:26:51.688
12 -	27.425	112.7	30.401	93.8	21.367	103.4	30.226	107.2	1:49.419 (2) 88.57 0.119 14:28:41.107
13 -	27.514	112.2	30.335	93.3	21.307	102.9	30.144	107.7	1:49.300 (1) 88.66 14:30:30.407

P15 28		Lee HINDLE				KTM - JH Motorsport			
IDEAL LAP TIME : 1:49.277		BEST LAP TIME : 1:49.389				DIFFERENCE : 0.112			
LAP	SECTOR 1	SECTOR 2	SECTOR 3	SECTOR 4	LAP TIME	MPH	DIFF	TIME OF DAY	
1 -	OUTLAP	113.7	33.602	95.5	23.617	96.4	31.687	110.7	14:08:06.291
2 -	27.795	116.1	30.997	96.4	21.436	107.0	30.668	111.6	1:50.896 87.39 1.507 14:09:57.187
3 -	27.249	116.1	30.701	96.4	21.321	107.0	30.673	110.5	1:49.944 (2) 88.14 0.555 14:11:47.131
4 -	27.223	117.1	30.444	96.2	21.377	107.7	30.345	111.8	1:49.389 (1) 88.59 14:13:36.520
5 -	28.085	114.5	31.482	95.8	23.013	104.3	IN PIT		2:03.919 P 78.20 14.530 14:15:40.439
6 -	OUTLAP	114.1	31.932	95.0	22.553	102.4	31.105	110.7	3:53.308 41.53 2:03.919 14:19:33.747
7 -	27.458	115.1	30.745	94.7	21.763	106.3	30.340	111.1	1:50.306 (3) 87.85 0.917 14:21:24.053

Weather / Track : Bright / Dry

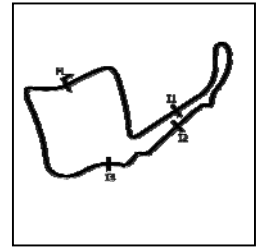
Oulton Park International
Circuit Length = 2.6920 miles
Start: 14:05 Flag 14:30 End: 14:32

MCRCB BULLETIN TK042

2018 Bennetts British Superbike Championship - Round 3

2018 HEL Performance British Motostar Championship

FREE PRACTICE 2 - SECTOR ANALYSIS



SECTOR 1 = FL to I1, SECTOR 2 = I1 to I2 SECTOR 3 = I2 to I3, SECTOR 4 = I3 to FL, DIFF = Difference To Personal Best Lap, P = Crossed Finish Line in Pit Lane, D = Time Disallowed

8 -	27.257	116.5	30.854	97.2	22.195	103.5	30.794	111.2	1:51.100	87.23	1.711	14:23:15.153
9 -	27.172	116.7	30.837	93.4	26.658	88.0	IN PIT		2:10.667	P	74.16	21.278 14:25:25.820
10 -	OUTLAP	115.3	33.034	96.1	21.978	106.1	30.379	110.7	3:48.322		42.44	1:58.933 14:29:14.142
11 -	27.399	115.1	30.716	96.2	21.730	108.0	30.496	111.8	1:50.341		87.83	0.952 14:31:04.483

P16 54		Sam BURMAN				KTM - TeamWNT / Burman Racing						
IDEAL LAP TIME : 1:49.654		BEST LAP TIME : 1:49.675				DIFFERENCE : 0.021						
LAP	SECTOR 1	SECTOR 2	SECTOR 3	SECTOR 4	LAP TIME	MPH	DIFF	TIME OF DAY				
1 -	OUTLAP	114.3	32.136	97.5	22.662	106.3	31.182	110.7				14:06:57.381
2 -	28.228	116.1	32.483	96.8	22.029	107.0	31.380	111.4	1:54.120	84.92	4.445	14:08:51.501
3 -	28.325	115.1	31.621	96.5	22.198	108.2	31.034	110.9	1:53.178	85.62	3.503	14:10:44.679
4 -	28.100	116.3	31.359	96.5	22.410	106.6	31.075	110.9	1:52.944	85.80	3.269	14:12:37.623
5 -	28.154	116.5	31.103	97.3	38.246	83.6	IN PIT		2:18.475	P	69.98	28.800 14:14:56.098
6 -	OUTLAP	114.5	32.299	96.4	22.615	108.4	30.599	111.2	3:44.789		43.11	1:55.114 14:18:40.887
7 -	27.825	116.3	30.856	96.5	21.995	106.6	30.451	112.4	1:51.127	87.20	1.452	14:20:32.014
8 -	27.825	118.7	31.794	96.9	22.006	107.7	32.270	111.8	1:53.895	85.08	4.220	14:22:25.909
9 -	27.586	117.7	31.126	96.8	23.135	106.1	30.926	113.5	1:52.773	85.93	3.098	14:24:18.682
10 -	27.375	118.5	30.329	96.4	21.759	107.8	30.212	112.7	1:49.675 (1)	88.36		14:26:08.357
11 -	27.354	117.3	31.476	93.8	23.662	105.6	31.760	111.4	1:54.252	84.82	4.577	14:28:02.609
12 -	27.648	116.3	30.776	97.5	22.050	107.5	30.263	112.5	1:50.737	(3)	87.51	1.062 14:29:53.346
13 -	27.633	115.9	30.747	97.8	21.974	108.2	30.326	111.6	1:50.680	(2)	87.56	1.005 14:31:44.026

P17 8		Elliot LODGE				FTR - Spike Racing / SP125						
IDEAL LAP TIME : 1:48.530		BEST LAP TIME : 1:49.856				DIFFERENCE : 1.326						
LAP	SECTOR 1	SECTOR 2	SECTOR 3	SECTOR 4	LAP TIME	MPH	DIFF	TIME OF DAY				
1 -	OUTLAP	115.1	31.447	96.6	21.757	107.5	30.058	111.8				14:06:58.078
2 -	27.601	118.1	30.793	96.6	21.467	106.6	29.995	111.6	1:49.856 (1)	88.21		14:08:47.934
3 -	27.354	115.5	31.254	85.5	22.207	106.5	IN PIT		2:00.415	P	80.48	10.559 14:10:48.349
4 -	OUTLAP	102.2	34.052	95.0	22.610	104.8	31.005	112.2	4:26.348		36.38	2:36.492 14:15:14.697
5 -	27.776	116.1	30.876	96.8	21.707	107.0	30.518	110.9	1:50.877	(2)	87.40	1.021 14:17:05.574
6 -	27.223	117.3	30.396	98.3	29.445	100.7	30.531	111.6	1:57.595	(3)	82.41	7.739 14:19:03.169
7 -	27.283	116.9	30.025	97.1	21.287	108.2	IN PIT		1:55.789	P	83.69	5.933 14:20:58.958

P18 72 S		Cameron HORSMAN				Honda NSF - Nova / FAB Racing						
IDEAL LAP TIME : 1:49.667		BEST LAP TIME : 1:50.061				DIFFERENCE : 0.394						
LAP	SECTOR 1	SECTOR 2	SECTOR 3	SECTOR 4	LAP TIME	MPH	DIFF	TIME OF DAY				
1 -	OUTLAP	106.1	33.244	91.4	22.573	101.9	31.254	105.0				14:07:36.488
2 -	28.369	111.6	31.574	91.6	21.949	101.9	30.880	105.6	1:52.772	85.93	2.711	14:09:29.260
3 -	27.974	110.1	31.324	92.6	21.945	102.1	30.867	107.5	1:52.110	86.44	2.049	14:11:21.370
4 -	27.730	111.8	31.402	93.2	21.931	101.6	IN PIT		1:57.176	P	82.70	7.115 14:13:18.546
5 -	OUTLAP	109.1	31.176	92.8	21.638	101.9	30.840	105.8	2:34.745		62.62	44.684 14:15:53.291
6 -	27.798	110.0	30.725	92.4	21.646	101.6	30.463	106.0	1:50.632	87.59	0.571	14:17:43.923
7 -	27.790	109.8	31.020	92.1	22.490	100.3	IN PIT		1:56.589	P	83.12	6.528 14:19:40.512
8 -	OUTLAP	112.0	31.332	91.5	21.759	101.2	30.706	105.8	2:42.786		59.53	52.725 14:22:23.298
9 -	27.644	113.5	31.698	92.6	21.734	101.3	30.611	106.3	1:51.687	86.77	1.626	14:24:14.985
10 -	27.592	111.6	30.410	92.6	21.577	101.9	30.504	105.6	1:50.083	(2)	88.03	0.022 14:26:05.068
11 -	27.582	110.9	30.610	92.5	21.751	103.5	30.351	106.5	1:50.294	(3)	87.86	0.233 14:27:55.362
12 -	27.465	111.8	30.535	92.6	21.784	103.0	30.277	107.2	1:50.061 (1)	88.05		14:29:45.423
13 -	27.492	111.1	31.230	91.4	21.515	102.2	30.443	106.1	1:50.680		87.56	0.619 14:31:36.103

P19 19 S		Scott OGDEN				Honda NSF - Wilson Racing						
IDEAL LAP TIME : 1:49.957		BEST LAP TIME : 1:50.264				DIFFERENCE : 0.307						
LAP	SECTOR 1	SECTOR 2	SECTOR 3	SECTOR 4	LAP TIME	MPH	DIFF	TIME OF DAY				
1 -	OUTLAP	107.8	32.760	92.3	22.361	102.6	31.529	104.6				14:07:08.191
2 -	29.240	112.5	33.051	92.8	21.832	103.2	30.959	106.1	1:55.082	84.21	4.818	14:09:03.273
3 -	27.965	111.1	30.915	90.5	21.875	102.7	30.911	107.3	1:51.666	86.78	1.402	14:10:54.939
4 -	27.564	111.8	30.767	94.1	22.239	99.5	31.517	104.2	1:52.087	86.46	1.823	14:12:47.026
5 -	28.494	109.8	30.493	92.8	21.558	103.5	30.706	107.5	1:51.251	87.11	0.987	14:14:38.277
6 -	27.523	111.6	30.516	92.5	21.573	102.7	30.652	105.8	1:50.264 (1)	87.89		14:16:28.541
7 -	27.568	111.2	30.387	92.9	21.563	101.8	30.763	105.5	1:50.281	(2)	87.87	0.017 14:18:18.822

Weather / Track : Bright / Dry

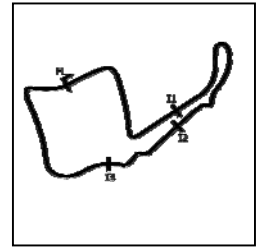
Oulton Park International
Circuit Length = 2.6920 miles
Start: 14:05 Flag 14:30 End: 14:32

MCRCB BULLETIN TK042

2018 Bennetts British Superbike Championship - Round 3

2018 HEL Performance British Motostar Championship

FREE PRACTICE 2 - SECTOR ANALYSIS



SECTOR 1 = FL to I1, SECTOR 2 = I1 to I2 SECTOR 3 = I2 to I3, SECTOR 4 = I3 to FL, DIFF = Difference To Personal Best Lap, P = Crossed Finish Line in Pit Lane, D = Time Disallowed

8 -	27.609	111.2	32.174	89.5	22.555	102.6	34.684	105.5	1:57.022	82.81	6.758	14:20:15.844
9 -	27.582	111.6	30.981	91.5	21.644	101.8	30.991	104.0	1:51.198	87.15	0.934	14:22:07.042
10 -	27.636	111.4	30.818	92.0	21.826	100.7	31.028	106.0	1:51.308	87.06	1.044	14:23:58.350
11 -	27.541	112.0	31.421	92.0	21.638	101.5	31.497	105.8	1:52.097	86.45	1.833	14:25:50.447
12 -	27.411	111.4	30.531	92.6	21.600	102.7	30.975	102.4	1:50.517	87.69	0.253	14:27:40.964
13 -	28.923	110.5	30.937	91.3	21.723	102.1	31.018	106.0	1:52.601	86.06	2.337	14:29:33.565
14 -	27.532	110.7	30.656	92.0	21.507	102.4	30.705	107.0	1:50.400 (3)	87.78	0.136	14:31:23.965

P20	56 S	Charlie ATKINS	Honda NSF - Wilson Racing											
IDEAL LAP TIME : 1:50.466		BEST LAP TIME : 1:50.581		DIFFERENCE : 0.115										
LAP	SECTOR 1	SECTOR 2	SECTOR 3	SECTOR 4	LAP TIME	MPH	DIFF	TIME OF DAY						
1 -	OUTLAP	108.4	33.124	92.4	22.788	103.0	31.545	108.0					14:07:11.183	
2 -	28.654	112.7	32.108	94.1	22.313	104.3	31.048	108.2	1:54.123	84.91	3.542	14:09:05.306		
3 -	28.381	111.6	30.956	93.8	21.990	104.2	33.701	87.6	1:55.028	84.25	4.447	14:11:00.334		
4 -	32.516	107.5	31.600	92.3	28.267	99.5	31.014	109.2	2:03.397	78.53	12.816	14:13:03.731		
5 -	28.294	113.7	31.047	94.1	21.873	105.5	30.999	108.7	1:52.213	86.36	1.632	14:14:55.944		
6 -	28.658	109.6	37.602	79.2	28.947	104.0	30.989	107.5	2:06.196	76.79	15.615	14:17:02.140		
7 -	28.129	112.9	31.230	93.3	22.236	101.6	32.470	107.8	1:54.065	84.96	3.484	14:18:56.205		
8 -	28.166	112.5	32.673	91.1	21.929	103.5	30.786	107.5	1:53.554	85.34	2.973	14:20:49.759		
9 -	28.172	113.3	31.003	94.6	21.755	104.0	30.761	108.0	1:51.691 (3)	86.76	1.110	14:22:41.450		
10 -	28.010	112.4	30.692	94.3	21.878	101.6	30.581	109.6	1:51.161 (2)	87.18	0.580	14:24:32.611		
11 -	27.865	113.9	31.939	92.0	22.079	103.5	30.970	109.1	1:52.853	85.87	2.272	14:26:25.464		
12 -	27.872	113.7	30.607	94.3	21.907	103.0	32.522	106.8	1:52.908	85.83	2.327	14:28:18.372		
13 -	27.874	112.9	30.713	94.6	21.536	104.8	30.458	109.2	1:50.581 (1)	87.63		14:30:08.953		

P21	89 S	Taylor MORETON	Honda NSF - Tsingtao Racing											
IDEAL LAP TIME : 1:50.849		BEST LAP TIME : 1:50.908		DIFFERENCE : 0.059										
LAP	SECTOR 1	SECTOR 2	SECTOR 3	SECTOR 4	LAP TIME	MPH	DIFF	TIME OF DAY						
1 -	OUTLAP	104.0	33.650	90.3	22.715	101.5	31.202	105.0					14:08:05.536	
2 -	28.598	109.6	31.346	93.7	21.800	103.2	30.761	107.0	1:52.505	86.14	1.597	14:09:58.041		
3 -	27.900	111.8	31.364	92.9	22.358	102.1	IN PIT		1:58.748 P	81.61	7.840	14:11:56.789		
4 -	OUTLAP	107.7	33.967	84.4	30.068	101.3	31.181	106.6	5:06.223	31.64	3:15.315	14:17:03.012		
5 -	28.198	110.9	31.417	93.7	26.303	101.3	31.273	106.0	1:57.191	82.69	6.283	14:19:00.203		
6 -	28.121	111.2	31.281	93.2	22.089	102.4	30.871	106.1	1:52.362 (3)	86.25	1.454	14:20:52.565		
7 -	27.767	112.2	31.098	93.0	21.899	103.0	30.700	106.6	1:51.464 (2)	86.94	0.556	14:22:44.029		
8 -	27.686	112.4	30.663	94.1	21.807	102.4	30.752	106.5	1:50.908 (1)	87.38		14:24:34.937		
9 -	27.773	112.2	31.128	94.1	22.201	104.6	IN PIT		2:01.115 P	80.01	10.207	14:26:36.052		
10 -	OUTLAP	106.1	33.206	87.6	23.487	100.9	32.010	104.3	2:15.860	71.33	24.952	14:28:51.912		
11 -	28.938	106.6	32.628	93.5	27.174	96.6	33.228	104.3	2:01.968	79.45	11.060	14:30:53.880		

P22	69 S	Rhys IRWIN	Honda NSF - Motorcycling Ireland by Irwin Racing											
IDEAL LAP TIME : 1:51.034		BEST LAP TIME : 1:51.078		DIFFERENCE : 0.044										
LAP	SECTOR 1	SECTOR 2	SECTOR 3	SECTOR 4	LAP TIME	MPH	DIFF	TIME OF DAY						
1 -	OUTLAP	106.6	32.216	90.9	22.367	99.7	31.629	104.5					14:06:58.737	
2 -	28.474	105.5	32.545	89.0	22.151	100.1	31.314	104.2	1:54.484	84.65	3.406	14:08:53.221		
3 -	28.124	108.9	31.037	89.9	22.141	100.7	31.035	104.2	1:52.337	86.26	1.259	14:10:45.558		
4 -	27.996	108.4	31.159	89.9	22.274	101.2	31.107	104.5	1:52.536	86.11	1.458	14:12:38.094		
5 -	28.418		33.633	86.2	22.301	100.0	31.274	103.8	1:55.626	83.81	4.548	14:14:33.720		
6 -	28.487	107.2	31.288	88.7	21.940	99.8	31.079	104.6	1:52.794	85.92	1.716	14:16:26.514		
7 -	27.711	110.3	30.700	89.4	21.697	101.2	30.970	103.2	1:51.078 (1)	87.24		14:18:17.592		
8 -	28.316	108.5	32.100	87.2	22.748	98.8	IN PIT		2:01.042 P	80.06	9.964	14:20:18.634		
9 -	OUTLAP	107.5	32.174	89.3	22.517	100.1	31.137	104.6	3:11.038	50.72	1:19.960	14:23:29.672		
10 -	28.036	110.0	30.799	90.9	21.893	100.0	30.926	103.7	1:51.654	86.79	0.576	14:25:21.326		
11 -	28.098	108.7	30.819	90.4	21.838	100.4	30.929	103.4	1:51.684	86.77	0.606	14:27:13.010		
12 -	27.912	109.1	30.891	90.9	21.722	100.9	31.012	104.2	1:51.537 (2)	86.88	0.459	14:29:04.547		
13 -	27.923	108.5	30.726	90.6	21.867	100.0	31.060	103.7	1:51.576 (3)	86.85	0.498	14:30:56.123		

P23	45 S	Scott SWANN	Honda NSF - Swann Racing										
IDEAL LAP TIME : 1:50.805		BEST LAP TIME : 1:51.194		DIFFERENCE : 0.389									
LAP	SECTOR 1	SECTOR 2	SECTOR 3	SECTOR 4	LAP TIME	MPH	DIFF	TIME OF DAY					

Weather / Track : Bright / Dry

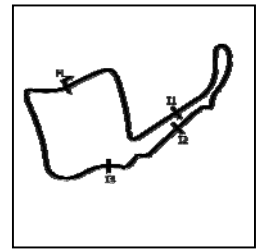
Oulton Park International
 Circuit Length = 2.6920 miles
 Start: 14:05 Flag 14:30 End: 14:32

MCRCB BULLETIN TK042

2018 Bennetts British Superbike Championship - Round 3

2018 HEL Performance British Motostar Championship

FREE PRACTICE 2 - SECTOR ANALYSIS



SECTOR 1 = FL to I1, SECTOR 2 = I1 to I2 SECTOR 3 = I2 to I3, SECTOR 4 = I3 to FL, DIFF = Difference To Personal Best Lap, P = Crossed Finish Line in Pit Lane, D = Time Disallowed

1 -	OUTLAP	103.7	32.694	90.9	22.915	97.2	31.795	102.6					14:07:02.116
2 -	28.678	107.8	31.881	90.4	22.205	99.1	30.975	104.3	1:53.739	85.20	2.545		14:08:55.855
3 -	28.502	110.3	31.893	90.3	22.018	99.2	31.099	103.4	1:53.512	85.37	2.318		14:10:49.367
4 -	28.199	108.2	31.355	90.1	22.174	98.1	31.157	103.2	1:52.885	85.85	1.691		14:12:42.252
5 -	27.972	109.1	31.021	91.4	31.445	93.4		IN PIT	2:08.504	P	75.41	17.310	14:14:50.756
6 -	OUTLAP	102.9	32.260	90.5	22.006	98.9	31.140	102.6	5:07.062		31.56	3:15.868	14:19:57.818
7 -	27.992	108.7	31.061	90.0	21.947	98.9	30.840	103.0	1:51.840	86.65	0.646		14:21:49.658
8 -	27.897	109.4	31.071	90.8	21.796	99.5	30.774	103.8	1:51.538	86.88	0.344		14:23:41.196
9 -	27.942	109.4	30.787	90.4	21.916	98.8	30.690	103.5	1:51.335	(2)	87.04	0.141	14:25:32.531
10 -	27.682	108.7	30.833	88.0	21.963	98.8	30.875	103.5	1:51.353	(3)	87.03	0.159	14:27:23.884
11 -	27.789	110.0	31.025	90.8	21.797	100.3	30.583	104.5	1:51.194	(1)	87.15		14:29:15.078
12 -	27.669	108.9	30.758	91.1	21.795	100.3	31.353	102.9	1:51.575	86.85		0.381	14:31:06.653

P24	20 S	Jack HART						Honda NSF - Wilson Racing					
IDEAL LAP TIME : 1:50.954		BEST LAP TIME : 1:51.367				DIFFERENCE : 0.413							
LAP	SECTOR 1	SECTOR 2	SECTOR 3	SECTOR 4	LAP TIME	MPH	DIFF	TIME OF DAY					
1 -	OUTLAP	108.2	34.484	93.5	22.499	103.5	32.395	106.6					14:07:32.061
2 -	28.210	113.5	32.243	94.6	21.981	104.2	32.084	102.7	1:54.518	84.62	3.151		14:09:26.579
3 -	28.173	113.7	31.913	94.5	22.006	104.5	31.206	108.2	1:53.298	85.53	1.931		14:11:19.877
4 -	28.110	112.4	31.630	95.3	21.929	103.7	31.168	107.8	1:52.837	85.88	1.470		14:13:12.714
5 -	28.172	111.8	31.788	94.3	22.032	103.8	31.482	108.9	1:53.474	85.40	2.107		14:15:06.188
6 -	28.088	113.7	31.867	93.2	33.687	94.6		IN PIT	2:14.279	P	72.17	22.912	14:17:20.467
7 -	OUTLAP	112.9	31.627	93.7	22.235	103.8	30.991	109.1	2:43.534		59.26	52.167	14:20:04.001
8 -	28.732	115.3	31.381	94.5	22.115	99.5	31.495	106.6	1:53.723	85.21	2.356		14:21:57.724
9 -	27.938	113.3	31.560	94.3	22.107	102.6	31.235	107.5	1:52.840	85.88	1.473		14:23:50.564
10 -	28.155	113.1	31.298	94.7	21.774	103.8	30.837	108.2	1:52.064	(3)	86.48	0.697	14:25:42.628
11 -	28.583	112.0	31.352	94.2	21.897	103.8	30.932	107.7	1:52.764	85.94	1.397		14:27:35.392
12 -	27.915	113.3	30.923	94.5	21.800	104.3	30.825	109.1	1:51.463	(2)	86.94	0.096	14:29:26.855
13 -	27.577	113.7	31.336	94.9	21.755	104.6	30.699	108.4	1:51.367	(1)	87.02		14:31:18.222

P25	25 S	Thomas STRUDWICK						Honda NSF - Case Moto Rapido Moto3					
IDEAL LAP TIME : 1:51.069		BEST LAP TIME : 1:51.497				DIFFERENCE : 0.428							
LAP	SECTOR 1	SECTOR 2	SECTOR 3	SECTOR 4	LAP TIME	MPH	DIFF	TIME OF DAY					
1 -	OUTLAP	104.5	35.028	89.8	24.085	99.2	32.108	104.6					14:07:19.718
2 -	28.990	109.1	32.380	91.5	22.576	101.3	31.442	105.5	1:55.388	83.98	3.891		14:09:15.106
3 -	28.452	110.3	31.494	91.9	22.409	103.2	30.684	106.3	1:53.039	85.73	1.542		14:11:08.145
4 -	28.022	111.1	31.611	92.8	22.971	101.8	31.756	106.3	1:54.360	84.74	2.863		14:13:02.505
5 -	28.028	111.2	31.028	91.9	22.009	102.4	30.830	106.8	1:51.895	(3)	86.61	0.398	14:14:54.400
6 -	27.763	111.1	31.119	92.9	22.120	101.9		IN PIT	1:56.760	P	83.00	5.263	14:16:51.160
7 -	OUTLAP	104.5	32.671	91.0	22.266	101.0	31.018	105.1	3:53.447		41.51	2:01.950	14:20:44.607
8 -	28.034	110.7	31.133	91.6	22.051	100.6	30.751	106.5	1:51.969	86.55	0.472		14:22:36.576
9 -	27.842	112.4	32.757	92.1	22.341	101.8	30.981	106.3	1:53.921	85.07	2.424		14:24:30.497
10 -	27.749	111.4	31.031	92.3	22.035	100.9	30.697	107.0	1:51.512	(2)	86.90	0.015	14:26:22.009
11 -	27.610	111.4	30.858	92.5	28.519	77.2	38.612	102.7	2:05.599		77.16	14.102	14:28:27.608
12 -	27.951	110.9	30.945	92.1	21.982	101.6	30.619	107.2	1:51.497	(1)	86.91		14:30:19.105

P26	95 S	Ross TURNER						Honda NSF - RedRat Racing					
IDEAL LAP TIME : 1:51.711		BEST LAP TIME : 1:52.244				DIFFERENCE : 0.533							
LAP	SECTOR 1	SECTOR 2	SECTOR 3	SECTOR 4	LAP TIME	MPH	DIFF	TIME OF DAY					
1 -	OUTLAP	104.3	32.621	92.3	22.546	100.9	31.170	104.8					14:07:49.082
2 -	28.882	108.2	31.577	92.9	22.250	101.5	31.639	105.6	1:54.348	84.75	2.104		14:09:43.430
3 -	28.310	108.7	31.514	92.0	22.164	101.0	30.970	105.1	1:52.958	85.79	0.714		14:11:36.388
4 -	29.010	108.9	31.970	91.3	22.131	100.3	31.144	105.3	1:54.255	84.82	2.011		14:13:30.643
5 -	28.242	109.1	31.302	91.6	22.127	101.2	30.670	106.0	1:52.341	(3)	86.26	0.097	14:15:22.984
6 -	28.384	108.9	31.058	92.8	21.833	101.8	30.969	104.5	1:52.244	(1)	86.34		14:17:15.228
7 -	28.251	108.4	32.190	90.3	22.089	101.2	30.871	104.8	1:53.401		85.46	1.157	14:19:08.629
8 -	29.044	107.8	31.303	91.0	22.046	101.0	30.742	105.3	1:53.135	85.66	0.891		14:21:01.764
9 -	28.335	109.4	30.966	92.4	22.305	100.4	30.969	105.0	1:52.575	86.08	0.331		14:22:54.339
10 -	29.017	107.7	32.386	89.8	22.291	98.8		IN PIT	2:02.174	P	79.32	9.930	14:24:56.513
11 -	OUTLAP	107.7	31.739	90.9	22.181	100.6	31.168	104.8	2:35.355		62.38	43.111	14:27:31.868
12 -	28.321	109.2	31.353	90.8	21.985	101.0	30.706	105.6	1:52.365	86.24	0.121		14:29:24.233
13 -	28.273	108.5	31.189	92.4	21.959	100.6	30.832	105.8	1:52.253	(2)	86.33	0.009	14:31:16.486

Weather / Track : Bright / Dry

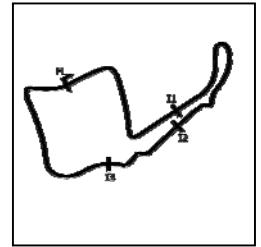
Oulton Park International
Circuit Length = 2.6920 miles
Start: 14:05 Flag 14:30 End: 14:32

MCRCB BULLETIN TK042

2018 Bennetts British Superbike Championship - Round 3

2018 HEL Performance British Motostar Championship

FREE PRACTICE 2 - SECTOR ANALYSIS



SECTOR 1 = FL to I1, SECTOR 2 = I1 to I2 SECTOR 3 = I2 to I3, SECTOR 4 = I3 to FL, DIFF = Difference To Personal Best Lap, P = Crossed Finish Line in Pit Lane, D = Time Disallowed

P27 77 S		Sam LAFFINS						Honda NSF - Sam Laffins Racing / Team ILR				
IDEAL LAP TIME : 1:53.105		BEST LAP TIME : 1:53.312				DIFFERENCE : 0.207						
LAP	SECTOR 1	SECTOR 2		SECTOR 3		SECTOR 4		LAP TIME	MPH	DIFF	TIME OF DAY	
1 -	OUTLAP	100.1	33.254	88.3	23.381	96.4	32.182	101.5			14:07:03.571	
2 -	28.989	105.0	31.902	88.5	22.844	97.6	31.514	101.2	1:55.249	84.09	1.937	14:08:58.820
3 -	28.917	105.8	31.591	88.5	22.679	97.6	31.271	102.4	1:54.458	84.67	1.146	14:10:53.278
4 -	28.554	106.5	31.271	89.4	22.760	98.9	31.523	102.6	1:54.108 (3)	84.93	0.796	14:12:47.386
5 -	28.645	107.3	31.575	89.3	22.325	99.1	31.249	100.9	1:53.794 (2)	85.16	0.482	14:14:41.180
6 -	28.627	105.8	31.215	88.4	22.087	97.6	31.383	100.4	1:53.312 (1)	85.52		14:16:34.492

P28 3		Ian LOUGHER						Honda - Team ILR				
IDEAL LAP TIME : 1:53.223		BEST LAP TIME : 1:53.409				DIFFERENCE : 0.186						
LAP	SECTOR 1	SECTOR 2		SECTOR 3		SECTOR 4		LAP TIME	MPH	DIFF	TIME OF DAY	
1 -	OUTLAP	92.1	36.159	89.0	23.628	100.1	31.927	104.5			14:08:55.066	
2 -	29.175	109.1	32.958	88.7	22.747	101.0	31.729	105.1	1:56.609	83.10	3.200	14:10:51.675
3 -	28.817	106.0	32.386	89.4	22.571	100.9	31.519	104.0	1:55.293 (3)	84.05	1.884	14:12:46.968
4 -	28.561	108.7	31.820	88.6	22.622	98.2	31.479	107.0	1:54.482 (2)	84.65	1.073	14:14:41.450
5 -	28.623	110.7	31.495	90.1	22.361	100.7	30.930	106.0	1:53.409 (1)	85.45		14:16:34.859
6 -	28.701	110.5	31.776	90.8	22.237	98.3	IN PIT		2:03.219 P	78.65	9.810	14:18:38.078

P29 17 S		Franco BOURNE						Honda NSF - Franco Bourne Racing				
IDEAL LAP TIME : 1:53.473		BEST LAP TIME : 1:53.676				DIFFERENCE : 0.203						
LAP	SECTOR 1	SECTOR 2		SECTOR 3		SECTOR 4		LAP TIME	MPH	DIFF	TIME OF DAY	
1 -	OUTLAP	103.5	34.011	88.8	23.148	98.8	32.893	103.2			14:07:37.186	
2 -	29.210	107.5	32.594	90.3	22.364	100.3	32.760	101.9	1:56.928	82.88	3.252	14:09:34.114
3 -	28.979	109.1	32.846	89.9	22.332	99.8	32.138	103.0	1:56.295	83.33	2.619	14:11:30.409
4 -	28.873	108.9	32.243	89.3	22.321	99.4	31.721	103.4	1:55.158 (3)	84.15	1.482	14:13:25.567
5 -	28.864	108.7	32.293	89.8	22.409	98.9	31.604	103.8	1:55.170	84.14	1.494	14:15:20.737
6 -	28.955	108.5	32.198	90.0	22.320	99.2	IN PIT		2:01.954 P	79.46	8.278	14:17:22.691
7 -	OUTLAP	108.7	32.334	88.1	22.709	97.9	31.746	103.8	2:57.736	54.52	1:04.060	14:20:20.427
8 -	29.637	105.0	32.134	89.7	22.430	98.9	31.440	103.2	1:55.641	83.80	1.965	14:22:16.068
9 -	28.548	108.9	32.569	89.0	34.965	94.6	31.680	104.3	2:07.762	75.85	14.086	14:24:23.830
10 -	29.098	109.8	31.972	90.1	22.410	98.3	31.605	103.8	1:55.085 (2)	84.20	1.409	14:26:18.915
11 -	28.180	109.8	31.700	90.8	22.193	99.8	31.603	105.6	1:53.676 (1)	85.25		14:28:12.591
12 -	28.680	110.5	32.136	90.3	26.098	98.2	31.400	103.8	1:58.314	81.91	4.638	14:30:10.905

P30 50 S		Aditya BEHAL						Honda NSF - Microlise Cresswell Racing				
IDEAL LAP TIME : 1:52.615		BEST LAP TIME : 1:53.809				DIFFERENCE : 1.194						
LAP	SECTOR 1	SECTOR 2		SECTOR 3		SECTOR 4		LAP TIME	MPH	DIFF	TIME OF DAY	
1 -	OUTLAP	106.0	34.908	90.5	22.848	98.9	32.190	103.7			14:07:29.314	
2 -	29.260	108.4	31.984	91.6	22.304	97.9	31.725	103.5	1:55.273	84.07	1.464	14:09:24.587
3 -	28.705	108.4	32.191	90.1	22.303	99.8	31.328	103.7	1:54.527 (3)	84.62	0.718	14:11:19.114
4 -	28.456	109.4	31.511	91.5	29.759	95.0	31.497	104.5	2:01.223	79.94	7.414	14:13:20.337
5 -	28.286	108.5	31.718	90.6	22.219	99.2	31.586	102.9	1:53.809 (1)	85.15		14:15:14.146
6 -	28.295	105.3	32.401	90.6	22.302	100.3	31.254	102.7	1:54.252 (2)	84.82	0.443	14:17:08.398
7 -	28.188	108.7	31.650	90.5	22.326	99.7	IN PIT		1:58.576 P	81.73	4.767	14:19:06.974
8 -	OUTLAP	108.9	31.268	90.8	21.937	99.5	31.676	103.7	2:03.236	78.64	9.427	14:21:10.210

P31 13 S		Jacob CLARK						Honda NSF - Wilson Racing				
IDEAL LAP TIME : 1:53.439		BEST LAP TIME : 1:54.001				DIFFERENCE : 0.562						
LAP	SECTOR 1	SECTOR 2		SECTOR 3		SECTOR 4		LAP TIME	MPH	DIFF	TIME OF DAY	
1 -	OUTLAP	107.8	32.384	91.6	22.982	100.3	32.123	103.4			14:07:51.417	
2 -	28.669	109.2	31.797	92.3	22.363	101.0	31.847	105.5	1:54.676	84.51	0.675	14:09:46.093
3 -	28.944	110.1	31.734	91.5	22.297	101.0	32.026	104.6	1:55.001	84.27	1.000	14:11:41.094
4 -	29.544	106.0	32.081	91.1	22.599	100.3	IN PIT		2:03.194 P	78.66	9.193	14:13:44.288
5 -	OUTLAP	110.0	31.913	91.3	22.631	101.5	31.868	103.8	2:31.044	64.16	37.043	14:16:15.332
6 -	28.613	108.7	31.555	90.8	22.483	100.3	31.583	104.3	1:54.234 (3)	84.83	0.233	14:18:09.566
7 -	28.655	109.1	31.595	90.4	22.212	100.7	31.726	103.7	1:54.188 (2)	84.87	0.187	14:20:03.754

Weather / Track : Bright / Dry

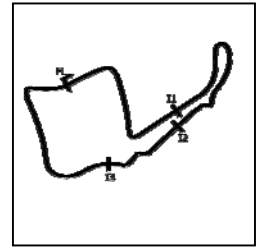
Oulton Park International
Circuit Length = 2.6920 miles
Start: 14:05 Flag 14:30 End: 14:32

MCRCB BULLETIN TK042

2018 Bennetts British Superbike Championship - Round 3

2018 HEL Performance British Motostar Championship

FREE PRACTICE 2 - SECTOR ANALYSIS



SECTOR 1 = FL to I1, SECTOR 2 = I1 to I2 SECTOR 3 = I2 to I3, SECTOR 4 = I3 to FL, DIFF = Difference To Personal Best Lap, P = Crossed Finish Line in Pit Lane, D = Time Disallowed

8 -	28.702	111.2	31.376	91.5	22.253	100.0	32.020	104.5	1:54.351	84.75	0.350	14:21:58.105
9 -	28.268	109.1	31.521	91.0	22.303	100.4	31.909	102.2	1:54.001 (1)	85.01		14:23:52.106
10 -	28.871	103.0	32.516	85.7	24.451	82.8	IN PIT		2:05.387	P	77.29	11.386 14:25:57.493
11 -	OUTLAP	103.0	32.574	89.3	22.984	99.4	32.141	101.6	2:54.793	55.44	1:00.792	14:28:52.286
12 -	28.993	106.0	32.846	89.8	22.513	98.5	32.426	99.2	1:56.778	82.98	2.777	14:30:49.064

P32 21 S		Daniel BROOKS				Honda NSF - Daniel Brooks Racing						
IDEAL LAP TIME : 1:53.659		BEST LAP TIME : 1:54.385				DIFFERENCE : 0.726						
LAP	SECTOR 1	SECTOR 2	SECTOR 3	SECTOR 4	LAP TIME	MPH	DIFF	TIME OF DAY				
1 -	OUTLAP	104.2	33.546	89.5	23.228	99.4	32.088	103.0				14:07:08.148
2 -	29.232	106.6	34.498	90.1	23.152	99.4	31.684	102.2	1:58.566	81.73	4.181	14:09:06.714
3 -	28.693	107.7	32.100	90.3	22.413	99.7	31.668	101.6	1:54.874	84.36	0.489	14:11:01.588
4 -	28.926	106.6	32.893	89.8	22.597	98.1	31.813	103.2	1:56.229	83.38	1.844	14:12:57.817
5 -	28.246	107.5	32.272	89.2	22.429	99.4	31.661	100.9	1:54.608	84.56	0.223	14:14:52.425
6 -	28.651	106.0	31.987	90.4	22.628	100.0	31.119	100.9	1:54.385 (1)	84.72		14:16:46.810
7 -	29.008	106.6	33.076	89.0	22.449	98.8	31.303	101.3	1:55.836	83.66	1.451	14:18:42.646
8 -	OUTLAP	107.5	32.698	88.5	22.338	98.1	31.418	102.7	3:44.661	43.13	1:50.276	14:22:27.307
9 -	28.215	107.7	32.378	89.0	22.386	97.5	31.495	102.2	1:54.474	(3)	84.65	0.089 14:24:21.781
10 -	28.383	107.2	32.213	88.8	22.397	97.8	31.460	101.5	1:54.453	(2)	84.67	0.068 14:26:16.234
11 -	28.713	105.6	32.435	87.3	23.018	95.4	32.003	101.5	1:56.169	83.42	1.784	14:28:12.403
12 -	28.492	106.8	33.174	85.1	23.287	98.1	31.538	100.6	1:56.491	83.19	2.106	14:30:08.894

P33 48		Sharni PINFOLD				KTM - RS Racing						
IDEAL LAP TIME : 1:54.608		BEST LAP TIME : 1:54.727				DIFFERENCE : 0.119						
LAP	SECTOR 1	SECTOR 2	SECTOR 3	SECTOR 4	LAP TIME	MPH	DIFF	TIME OF DAY				
1 -	OUTLAP	109.1	34.909	90.0	23.474	101.2	32.509	107.7				14:07:07.759
2 -	29.328	113.1	34.379	89.7	23.771	102.1	32.507	109.1	1:59.985	80.77	5.258	14:09:07.744
3 -	28.858	115.1	33.388	93.4	22.775	104.3	32.056	109.6	1:57.077	82.77	2.350	14:11:04.821
4 -	28.871	114.3	33.480	85.5	23.227	101.9	32.272	107.3	1:57.850	82.23	3.123	14:13:02.671
5 -	28.835	115.5	33.073	92.1	22.685	102.6	31.784	108.9	1:56.377	83.27	1.650	14:14:59.048
6 -	28.631	114.5	33.135	94.5	22.855	99.8	IN PIT		2:05.064	P	77.49	10.337 14:17:04.112
7 -	OUTLAP	112.2	34.282	90.0	28.671	98.5	32.211	109.2	5:30.190	29.35	3:35.463	14:22:34.302
8 -	29.154	115.1	33.158	93.0	22.702	102.4	31.851	111.2	1:56.865	82.92	2.138	14:24:31.167
9 -	28.490	116.3	32.664	92.0	22.931	101.2	32.086	108.7	1:56.171	(3)	83.42	1.444 14:26:27.338
10 -	28.576	114.9	32.768	93.9	22.492	103.4	31.315	109.6	1:55.151	(2)	84.16	0.424 14:28:22.489
11 -	28.310	115.1	32.570	94.3	22.413	104.2	31.434	110.0	1:54.727 (1)	84.47		14:30:17.216

P34 57 S		Josh HIATT				Honda NSF - Sorry Mate.com						
IDEAL LAP TIME : 1:54.718		BEST LAP TIME : 1:55.498				DIFFERENCE : 0.780						
LAP	SECTOR 1	SECTOR 2	SECTOR 3	SECTOR 4	LAP TIME	MPH	DIFF	TIME OF DAY				
1 -	OUTLAP	108.2	33.846	90.1	22.799	101.6	32.059	102.7				14:07:14.347
2 -	29.122	108.5	32.333	90.0	22.372	101.2	31.671	96.5	1:55.498 (1)	83.90		14:09:09.845
3 -	29.462	107.8	32.466	92.1	22.421	99.8	31.832	105.0	1:56.181	83.41	0.683	14:11:06.026
4 -	28.760	109.8	32.465	85.1	22.927	101.5	IN PIT		2:03.050	P	78.75	7.552 14:13:09.076
5 -	OUTLAP	109.2	32.222	89.3	27.787	98.6	31.756	103.7	3:10.834	50.78	1:15.336	14:16:19.910
6 -	29.467	106.6	32.348	90.3	22.601	100.0	32.006	102.7	1:56.422	83.24	0.924	14:18:16.332
7 -	29.208	106.8	32.593	90.5	22.931	99.8	31.446	103.7	1:56.178	(3)	83.41	0.680 14:20:12.510
8 -	30.275	104.3	33.631	81.2	22.925	98.8	IN PIT		2:06.577	P	76.56	11.079 14:22:19.087
9 -	OUTLAP	106.8	33.782	88.5	24.488	95.1	IN PIT		3:42.807	P	43.49	1:47.309 14:26:01.894
10 -	OUTLAP	108.4	32.335	90.9	22.582	100.3	32.083	103.7	2:46.838	58.08	51.340	14:28:48.732
11 -	28.678	109.1	32.577	90.4	22.700	100.0	31.703	104.6	1:55.658	(2)	83.79	0.160 14:30:44.390

P35 66 S		Annabel THOMAS				Honda NSF - Four Anjels Racing						
IDEAL LAP TIME : 1:55.944		BEST LAP TIME : 1:56.009				DIFFERENCE : 0.065						
LAP	SECTOR 1	SECTOR 2	SECTOR 3	SECTOR 4	LAP TIME	MPH	DIFF	TIME OF DAY				
1 -	OUTLAP	105.6	34.046	85.5	23.486	97.6	IN PIT			P		14:07:31.275
2 -	OUTLAP	107.0	32.512	88.0	23.394	97.5	32.235	101.6	2:53.239	55.94	57.230	14:10:24.514
3 -	29.138	105.6	33.008	88.3	22.924	98.5	32.064	102.6	1:57.134	(2)	82.73	1.125 14:12:21.648
4 -	28.725	107.2	32.365	88.8	22.960	98.6	31.959	103.4	1:56.009 (1)	83.53		14:14:17.657
5 -	28.932	105.5	33.187	84.8	23.330	96.1	IN PIT		2:09.141	P	75.04	13.132 14:16:26.798

Weather / Track : Bright / Dry

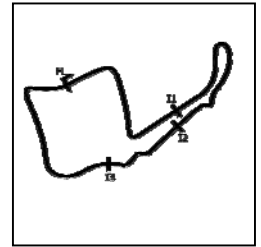
Oulton Park International
Circuit Length = 2.6920 miles
Start: 14:05 Flag 14:30 End: 14:32

MCRCB BULLETIN TK042

2018 Bennetts British Superbike Championship - Round 3

2018 HEL Performance British Motostar Championship

FREE PRACTICE 2 - SECTOR ANALYSIS



SECTOR 1 = FL to I1, SECTOR 2 = I1 to I2 SECTOR 3 = I2 to I3, SECTOR 4 = I3 to FL, DIFF = Difference To Personal Best Lap, P = Crossed Finish Line in Pit Lane, D = Time Disallowed

6 -	OUTLAP	104.8	34.008	79.1	23.526	96.9	32.665	100.9	3:54.422	41.34	1:58.413	14:20:21.220	
7 -	29.315	107.8	33.302	82.9	23.651	97.2	31.930	101.3	1:58.198	(3)	81.99	2.189	14:22:19.418
8 -	29.276	105.6	35.937	86.2	24.517	94.3	32.575	90.8	2:02.305		79.23	6.296	14:24:21.723
9 -	32.231	106.0	34.069	86.9	24.709	85.9	IN PIT		2:12.763	P	72.99	16.754	14:26:34.486
10 -	OUTLAP	105.3	33.470	87.6	23.546	96.9	33.273	100.9	3:30.776		45.97	1:34.767	14:30:05.262

P36 16 S		Harvey CLARIDGE				Honda NSF - Nova Racing / SP125											
IDEAL LAP TIME : 1:58.445		BEST LAP TIME : 1:59.221				DIFFERENCE : 0.776											
LAP	SECTOR 1	SECTOR 2	SECTOR 3	SECTOR 4	LAP TIME	MPH	DIFF	TIME OF DAY									
1 -	OUTLAP	106.0	37.278	91.1	24.161	95.4	34.219	105.3					14:07:32.583				
2 -	30.029	108.7	34.509	91.8	23.250	100.0	34.178	100.0	2:01.966	79.45	2.745		14:09:34.549				
3 -	30.044	110.0	34.303	89.5	23.277	96.8	33.940	104.3	2:01.564	79.72	2.343		14:11:36.113				
4 -	30.168	110.0	33.941	91.4	23.428	99.5	33.955	105.5	2:01.492	79.76	2.271		14:13:37.605				
5 -	29.659	109.4	34.342	91.0	23.202	100.1	33.310	104.6	2:00.513	80.41	1.292		14:15:38.118				
6 -	30.074	109.4	33.744	90.6	23.130	100.3	33.727	102.9	2:00.675	80.30	1.454		14:17:38.793				
7 -	29.879	109.4	33.624	91.1	22.902	98.9	34.102	101.3	2:00.507	80.42	1.286		14:19:39.300				
8 -	30.455	108.0	34.081	91.0	23.741	91.0	33.921	103.8	2:02.198	79.30	2.977		14:21:41.498				
9 -	29.859	109.6	34.282	90.1	23.301	99.8	33.233	104.3	2:00.675	80.30	1.454		14:23:42.173				
10 -	29.373	109.8	33.432	91.8	22.900	99.7	33.516	104.2	1:59.221	(1)	81.28		14:25:41.394				
11 -	29.893	103.8	33.777	89.7	22.809	96.5	32.942	104.2	1:59.421	(2)	81.15	0.200	14:27:40.815				
12 -	29.961	110.3	33.500	89.4	23.509	100.7	33.216	102.1	2:00.186	80.63	0.965		14:29:41.001				
13 -	29.742	107.7	33.462	90.0	22.698	101.3	33.749	103.2	1:59.651	(3)	80.99	0.430	14:31:40.652				

P37 44 S		Andrew SMYTH				Honda NSF - R Mullen											
IDEAL LAP TIME : 2:01.036		BEST LAP TIME : 2:01.067				DIFFERENCE : 0.031											
LAP	SECTOR 1	SECTOR 2	SECTOR 3	SECTOR 4	LAP TIME	MPH	DIFF	TIME OF DAY									
1 -	OUTLAP	100.0	38.470	87.3	24.949	95.4	34.516	100.6					14:07:38.542				
2 -	31.785	104.5	36.210	87.6	24.340	96.9	34.168	101.5	2:06.503	76.60	5.436		14:09:45.045				
3 -	30.762	106.1	34.939	87.7	23.887	97.1	33.479	101.2	2:03.067	78.74	2.000		14:11:48.112				
4 -	29.964	105.1	35.107	87.8	24.145	97.6	33.481	100.7	2:02.697	78.98	1.630		14:13:50.809				
5 -	31.084	102.4	35.045	87.3	23.749	96.4	33.528	100.6	2:03.406	78.53	2.339		14:15:54.215				
6 -	29.980	104.3	34.485	88.1	23.913	95.5	33.505	99.7	2:01.883	(2)	79.51	0.816	14:17:56.098				
7 -	32.230	100.7	36.197	85.8	24.218	95.3	IN PIT		2:15.619	P	71.45	14.552	14:20:11.717				
8 -	OUTLAP	103.2	35.576	86.7	24.225	95.4	33.862	100.3	2:46.172	58.32	45.105		14:22:57.889				
9 -	29.995	106.1	34.359	85.5	23.621	96.0	33.092	100.7	2:01.067	(1)	80.04		14:24:58.956				
10 -	30.278	104.6	34.871	85.3	24.073	94.5	34.513	99.4	2:03.735	78.32	2.668		14:27:02.691				
11 -	30.112	105.0	34.424	87.7	23.822	96.2	33.592	100.4	2:01.950	(3)	79.46	0.883	14:29:04.641				
12 -	30.702	103.4	34.717	86.9	24.252	95.0	34.253	99.8	2:03.924	78.20	2.857		14:31:08.565				

Weather / Track : Bright / Dry

Oulton Park International
 Circuit Length = 2.6920 miles
 Start: 14:05 Flag 14:30 End: 14:32

MCRCB BULLETIN TK043

2018 Bennetts British Superbike Championship - Round 3

2018 HEL Performance British Motostar Championship

FREE PRACTICE 2 - BEST SECTORS

SECTOR 1				SECTOR 2				SECTOR 3				SECTOR 4				IDEAL / BEST COMPARISON		
POS	NO	NAME	TIME	NO	NAME	TIME	NO	NAME	TIME	NO	NAME	TIME	NO	NAME	IDEAL	BEST	DIFF	
															PERFECT LAP 1:44.689			
1	96	PAASCH	26.097	34	DELVES	29.225	2	ARCHER	20.573	2	ARCHER	28.794	1	2	ARCHER	1:44.830	1:45.140	0.310
2	2	ARCHER	26.159	2	ARCHER	29.304	96	PAASCH	20.663	79	STACEY	29.033	2	79	STACEY	1:45.372	1:45.372	0.000
3	79	STACEY	26.236	12	RENDELL	29.314	79	STACEY	20.744	55	SCOTT	29.159	3	96	PAASCH	1:45.456	1:45.654	0.198
4	55	SCOTT	26.329	79	STACEY	29.359	64	DURHAM	20.758	12	RENDELL	29.287	4	55	SCOTT	1:45.700	1:46.131	0.431
5	34	DELVES	26.396	96	PAASCH	29.364	55	SCOTT	20.816	64	DURHAM	29.311	5	12	RENDELL	1:45.836	1:45.857	0.021
6	12	RENDELL	26.406	55	SCOTT	29.396	12	RENDELL	20.829	96	PAASCH	29.332	6	34	DELVES	1:46.055	1:46.249	0.194
7	64	DURHAM	26.430	97	TAYLOR	29.611	6	TAYLOR	20.860	6	TAYLOR	29.420	7	64	DURHAM	1:46.115	1:46.436	0.321
8	6	TAYLOR	26.507	64	DURHAM	29.616	14	NIXON	20.909	34	DELVES	29.521	8	6	TAYLOR	1:46.451	1:46.670	0.219
9	7	BEST	26.680	6	TAYLOR	29.664	34	DELVES	20.913	14	NIXON	29.530	9	97	TAYLOR	1:46.964	1:47.404	0.440
10	97	TAYLOR	26.715	15	McMANUS	29.748	97	TAYLOR	20.949	7	BEST	29.628	10	14	NIXON	1:47.241	1:47.413	0.172
11	14	NIXON	26.769	91	RODRIGU	29.837	15	McMANUS	21.078	97	TAYLOR	29.689	11	7	BEST	1:47.305	1:47.503	0.198
12	15	McMANUS	26.809	7	BEST	29.885	7	BEST	21.112	15	McMANUS	29.691	12	15	McMANUS	1:47.326	1:47.469	0.143
13	91	RODRIGU	27.042	8	LODGE	30.025	91	RODRIGU	21.236	8	LODGE	29.995	13	91	RODRIGUEZ	1:48.128	1:48.558	0.430
14	28	HINDLE	27.172	14	NIXON	30.033	8	LODGE	21.287	47	SEABRIG	30.001	14	8	LODGE	1:48.530	1:49.856	1.326
15	8	LODGE	27.223	54	BURMAN	30.329	47	SEABRIG	21.307	91	RODRIGU	30.013	15	47	SEABRIGHT	1:49.032	1:49.300	0.268
16	54	BURMAN	27.354	47	SEABRIG	30.335	28	HINDLE	21.321	54	BURMAN	30.212	16	28	HINDLE	1:49.277	1:49.389	0.112
17	47	SEABRIG	27.389	19	OGDEN	30.387	19	OGDEN	21.507	72	HORSMAN	30.277	17	54	BURMAN	1:49.654	1:49.675	0.021
18	19	OGDEN	27.411	72	HORSMAN	30.410	72	HORSMAN	21.515	28	HINDLE	30.340	18	72	HORSMAN	1:49.667	1:50.061	0.394
19	72	HORSMAN	27.465	28	HINDLE	30.444	56	ATKINS	21.536	56	ATKINS	30.458	19	19	OGDEN	1:49.957	1:50.264	0.307
20	20	HART	27.577	56	ATKINS	30.607	69	IRWIN	21.697	45	SWANN	30.583	20	56	ATKINS	1:50.466	1:50.581	0.115
21	25	STRUDWI	27.610	89	MORETON	30.663	20	HART	21.755	25	STRUDWI	30.619	21	45	SWANN	1:50.805	1:51.194	0.389
22	45	SWANN	27.669	69	IRWIN	30.700	54	BURMAN	21.759	19	OGDEN	30.652	22	89	MORETON	1:50.849	1:50.908	0.059
23	89	MORETON	27.686	45	SWANN	30.758	45	SWANN	21.795	95	TURNER	30.670	23	20	HART	1:50.954	1:51.367	0.413
24	69	IRWIN	27.711	25	STRUDWI	30.858	89	MORETON	21.800	20	HART	30.699	24	69	IRWIN	1:51.034	1:51.078	0.044
25	56	ATKINS	27.865	20	HART	30.923	95	TURNER	21.833	89	MORETON	30.700	25	25	STRUDWICK	1:51.069	1:51.497	0.428
26	50	BEHAL	28.156	95	TURNER	30.966	50	BEHAL	21.937	69	IRWIN	30.926	26	95	TURNER	1:51.711	1:52.244	0.533
27	17	BOURNE	28.180	77	LAFFINS	31.215	25	STRUDWI	21.982	3	LOUGHER	30.930	27	50	BEHAL	1:52.615	1:53.809	1.194
28	21	BROOKS	28.215	50	BEHAL	31.268	77	LAFFINS	22.087	21	BROOKS	31.119	28	77	LAFFINS	1:53.105	1:53.312	0.207
29	95	TURNER	28.242	13	CLARK	31.376	17	BOURNE	22.193	77	LAFFINS	31.249	29	3	LOUGHER	1:53.223	1:53.409	0.186
30	13	CLARK	28.268	3	LOUGHER	31.495	13	CLARK	22.212	50	BEHAL	31.254	30	13	CLARK	1:53.439	1:54.001	0.562
31	48	PINFOLD	28.310	17	BOURNE	31.700	3	LOUGHER	22.237	48	PINFOLD	31.315	31	17	BOURNE	1:53.473	1:53.676	0.203
32	77	LAFFINS	28.554	21	BROOKS	31.987	21	BROOKS	22.338	17	BOURNE	31.400	32	21	BROOKS	1:53.659	1:54.385	0.726
33	3	LOUGHER	28.561	57	HIATT	32.222	57	HIATT	22.372	57	HIATT	31.446	33	48	PINFOLD	1:54.608	1:54.727	0.119
34	57	HIATT	28.678	66	THOMAS	32.365	48	PINFOLD	22.413	13	CLARK	31.583	34	57	HIATT	1:54.718	1:55.498	0.780
35	66	THOMAS	28.725	48	PINFOLD	32.570	16	CLARIDG	22.698	66	THOMAS	31.930	35	66	THOMAS	1:55.944	1:56.009	0.065
36	16	CLARIDG	29.373	16	CLARIDG	33.432	66	THOMAS	22.924	16	CLARIDG	32.942	36	16	CLARIDGE	1:58.445	1:59.221	0.776
37	44	SMYTH	29.964	44	SMYTH	34.359	44	SMYTH	23.621	44	SMYTH	33.092	37	44	SMYTH	2:01.036	2:01.067	0.031

Weather / Track : Bright / Dry

Oulton Park International
 Circuit Length = 2.6920 miles
 Start: 14:05 Flag 14:30 End: 14:32

Results can be found at www.tsl-timing.com

Printed - 14:33 Saturday, 05 May 2018

MCRCB BULLETIN TK044**2018 Bennetts British Superbike Championship - Round 3****2018 HEL Performance British Motostar Championship****FREE PRACTICE 2 - BEST SPEEDS**

POS	INTERMEDIATE 1			INTERMEDIATE 2			INTERMEDIATE 3			FINISH LINE		
	NO	NAME	MPH	NO	NAME	MPH	NO	NAME	MPH	NO	NAME	MPH
1	2	ARCHER	120.9	14	NIXON	99.5	14	NIXON	111.1	79	STACEY	115.5
2	79	STACEY	120.2	6	TAYLOR	99.4	2	ARCHER	110.5	2	ARCHER	115.1
3	14	NIXON	120.2	2	ARCHER	98.9	6	TAYLOR	110.5	14	NIXON	115.1
4	64	DURHAM	119.8	79	STACEY	98.8	79	STACEY	109.8	6	TAYLOR	114.5
5	55	SCOTT	119.1	8	LODGE	98.3	64	DURHAM	109.6	64	DURHAM	113.9
6	15	McMANUS	119.1	54	BURMAN	97.8	55	SCOTT	108.5	54	BURMAN	113.5
7	6	TAYLOR	118.9	55	SCOTT	97.5	54	BURMAN	108.4	15	McMANUS	113.3
8	54	BURMAN	118.7	15	McMANUS	97.5	8	LODGE	108.2	55	SCOTT	113.1
9	96	PAASCH	118.1	28	HINDLE	97.2	28	HINDLE	108.0	7	BEST	112.7
10	8	LODGE	118.1	64	DURHAM	97.1	96	PAASCH	107.7	96	PAASCH	112.4
11	97	TAYLOR	117.3	34	DELVES	96.5	15	McMANUS	107.7	8	LODGE	112.2
12	7	BEST	117.3	96	PAASCH	96.4	7	BEST	107.5	34	DELVES	112.0
13	28	HINDLE	117.1	97	TAYLOR	96.4	34	DELVES	107.3	28	HINDLE	111.8
14	34	DELVES	116.3	7	BEST	96.1	97	TAYLOR	107.0	97	TAYLOR	111.2
15	48	PINFOLD	116.3	12	RENDELL	95.5	12	RENDELL	105.8	48	PINFOLD	111.2
16	20	HART	115.3	20	HART	95.3	56	ATKINS	105.5	12	RENDELL	110.3
17	12	RENDELL	114.3	56	ATKINS	94.6	91	RODRIGUEZ	104.6	91	RODRIGUEZ	110.0
18	47	SEABRIGHT	114.1	48	PINFOLD	94.5	89	MORETON	104.6	56	ATKINS	109.6
19	56	ATKINS	113.9	47	SEABRIGHT	94.2	20	HART	104.6	20	HART	109.1
20	91	RODRIGUEZ	113.7	19	OGDEN	94.1	48	PINFOLD	104.3	47	SEABRIGHT	108.4
21	72	HORSMAN	113.5	89	MORETON	94.1	72	HORSMAN	103.5	72	HORSMAN	107.5
22	19	OGDEN	112.5	91	RODRIGUEZ	93.8	19	OGDEN	103.5	19	OGDEN	107.5
23	89	MORETON	112.4	72	HORSMAN	93.2	47	SEABRIGHT	103.4	25	STRUDWICK	107.2
24	25	STRUDWICK	112.4	25	STRUDWICK	92.9	25	STRUDWICK	103.2	89	MORETON	107.0
25	13	CLARK	111.2	95	TURNER	92.9	95	TURNER	101.8	3	LOUGHER	107.0
26	3	LOUGHER	110.7	13	CLARK	92.3	57	HIATT	101.6	95	TURNER	106.0
27	17	BOURNE	110.5	57	HIATT	92.1	13	CLARK	101.5	17	BOURNE	105.6
28	69	IRWIN	110.3	16	CLARIDGE	91.8	16	CLARIDGE	101.3	13	CLARK	105.5
29	45	SWANN	110.3	50	BEHAL	91.6	69	IRWIN	101.2	16	CLARIDGE	105.5
30	16	CLARIDGE	110.3	45	SWANN	91.4	3	LOUGHER	101.0	57	HIATT	105.0
31	57	HIATT	109.8	69	IRWIN	90.9	45	SWANN	100.3	69	IRWIN	104.6
32	95	TURNER	109.4	3	LOUGHER	90.8	17	BOURNE	100.3	45	SWANN	104.5
33	50	BEHAL	109.4	17	BOURNE	90.8	50	BEHAL	100.3	50	BEHAL	104.5
34	66	THOMAS	107.8	21	BROOKS	90.4	21	BROOKS	100.0	66	THOMAS	103.4
35	21	BROOKS	107.7	77	LAFFINS	89.4	77	LAFFINS	99.1	21	BROOKS	103.2
36	77	LAFFINS	107.3	66	THOMAS	88.8	66	THOMAS	98.6	77	LAFFINS	102.6
37	44	SMYTH	106.1	44	SMYTH	88.1	44	SMYTH	97.6	44	SMYTH	101.5

Weather / Track : Bright / Dry

Oulton Park International
Circuit Length = 2.6920 miles
Start: 14:05 Flag 14:30 End: 14:32Results can be found at www.tsl-timing.com

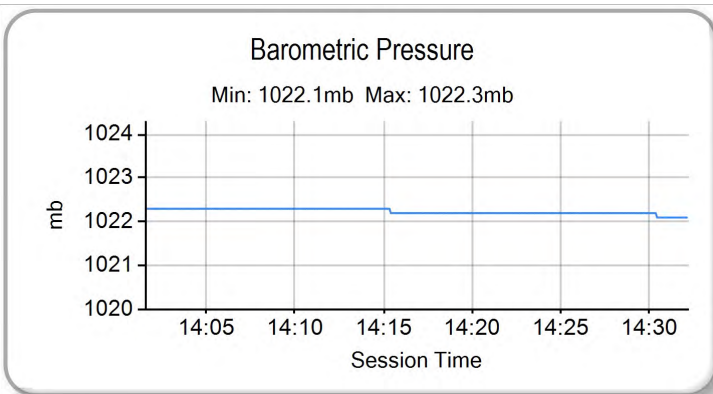
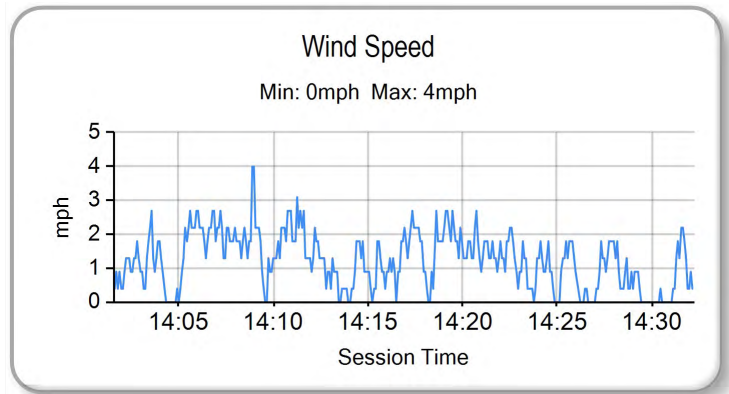
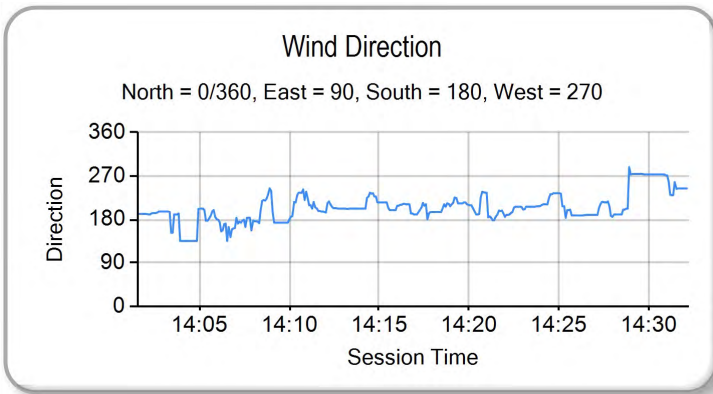
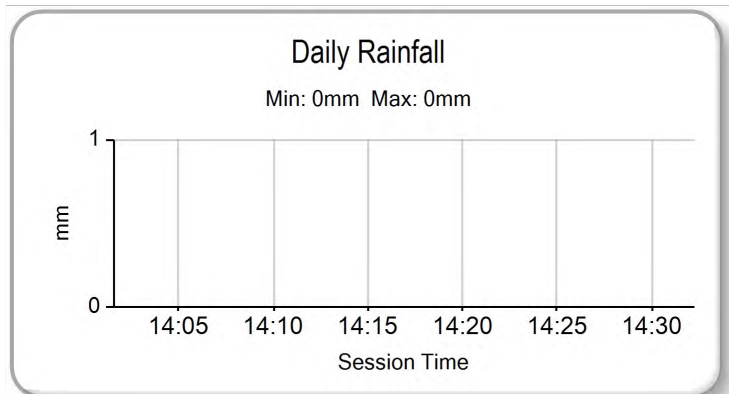
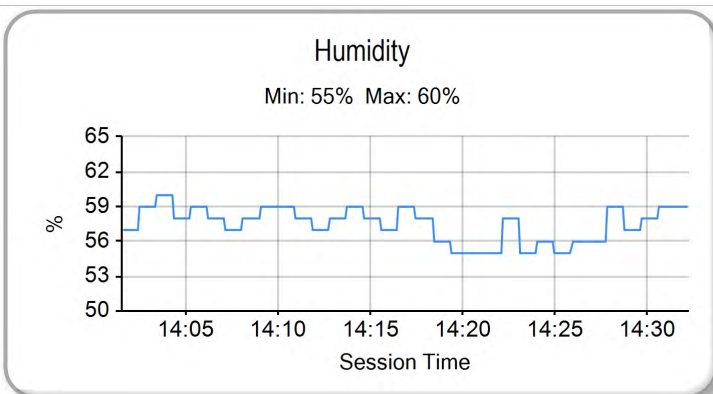
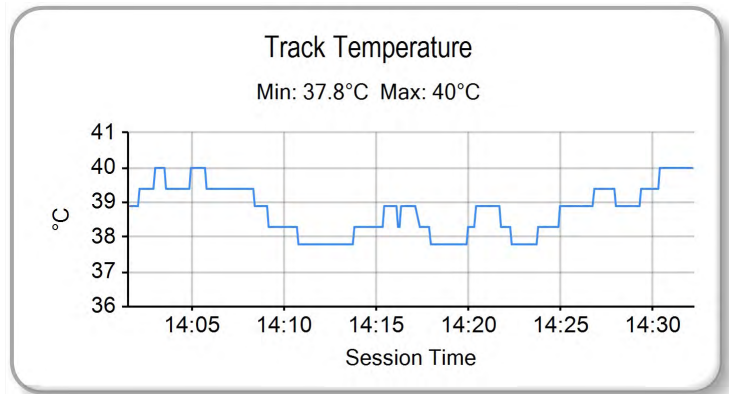
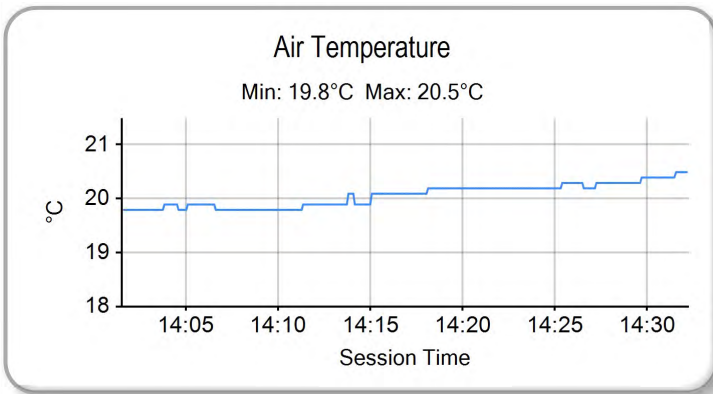
Printed - 14:34 Saturday, 05 May 2018

MCRCB BULLETIN TK045

2018 Bennetts British Superbike Championship - Round 3

2018 HEL Performance British Motostar Championship

FREE PRACTICE 2 - WEATHER CONDITIONS



Weather / Track : Bright / Dry

Results can be found at www.tsl-timing.com

Oulton Park International
Circuit Length = 2.6920 miles
Start: 14:05 Flag 14:30 End: 14:32

Printed - 14:34 Saturday, 05 May 2018

MCRCB BULLETIN TK073

2018 Bennetts British Superbike Championship - Round 3

2018 HEL Performance British Motostar Championship

QUALIFYING - CLASSIFICATION



POS	NO	CL	PIC NAME	ENTRY	TIME	ON	LAPS	GAP	DIFF	MPH
1	2		1 Jake ARCHER	KTM - City Lifting / RS Racing	1:44.072	12	12			93.12
2	55		2 Jack SCOTT	KTM - City Lifting / RS Racing	1:44.232	10	11	0.160	0.160	92.97
3	79		3 Storm STACEY	KTM - FPW Racing	1:45.363	13	13	1.291	1.131	91.98
4	96		4 Brandon PAASCH	Mahindra - Microlise Cresswell Racing	1:45.411	10	12	1.339	0.048	91.93
5	34		5 Liam DELVES	DR-Moto - Stauff Connect Academy / Dr Moto	1:45.988	11	12	1.916	0.577	91.43
6	8		6 Elliot LODGE	FTR - Spike Racing / SP125	1:46.010	12	12	1.938	0.022	91.41
7	6		7 Taz TAYLOR	Kalex KTM - KCS / FPW Racing	1:46.205	12	13	2.133	0.195	91.25
8	64		8 Asher DURHAM	Mahindra - Microlise Cresswell Racing	1:46.424	11	11	2.352	0.219	91.06
9	15		9 Eugene McMANUS	KTM - RS Racing	1:46.519	12	12	2.447	0.095	90.98
10	97		10 Chris TAYLOR	Mahindra - Microlise Cresswell Racing	1:46.780	8	12	2.708	0.261	90.75
11	14		11 Jack NIXON	KTM - Santander Salt	1:47.031	8	13	2.959	0.251	90.54
12	7		12 Edmund BEST	KTM - SymCirrus Motorsport	1:47.176	11	13	3.104	0.145	90.42
13	12		13 Edward RENDELL	KTM FTR - Banks Racing	1:47.404	3	7	3.332	0.228	90.23
14	91	S	1 Victor RODRIGUEZ	Honda NSF - GA Competition	1:48.067	12	12	3.995	0.663	89.67
15	28		14 Lee HINDLE	KTM - JH Motorsport	1:48.395	6	11	4.323	0.328	89.40
16	72	S	2 Cameron HORSMAN	Honda NSF - Nova / FAB Racing	1:49.000	11	12	4.928	0.605	88.91
17	47	S	3 Fenton SEABRIGHT	Honda NSF - FHS	1:49.296	6	12	5.224	0.296	88.67
18	19	S	4 Scott OGDEN	Honda NSF - Wilson Racing	1:49.729	11	13	5.657	0.433	88.32
19	45	S	5 Scott SWANN	Honda NSF - Swann Racing	1:49.871	10	13	5.799	0.142	88.20
20	25	S	6 Thomas STRUDWICK	Honda NSF - Case Moto Rapido Moto3	1:50.207	5	13	6.135	0.336	87.93
21	89	S	7 Taylor MORETON	Honda NSF - Tsingtao Racing	1:50.275	10	10	6.203	0.068	87.88
22	56	S	8 Charlie ATKINS	Honda NSF - Wilson Racing	1:50.642	13	13	6.570	0.367	87.59
23	13	S	9 Jacob CLARK	Honda NSF - Wilson Racing	1:50.898	12	12	6.826	0.256	87.38
24	95	S	10 Ross TURNER	Honda NSF - RedRat Racing	1:51.345	11	12	7.273	0.447	87.03
25	69	S	11 Rhys IRWIN	Honda NSF - Motorcycling Ireland by Irwin Racing	1:51.364	10	13	7.292	0.019	87.02
26	20	S	12 Jack HART	Honda NSF - Wilson Racing	1:51.385	11	12	7.313	0.021	87.00
27	50	S	13 Aditya BEHAL	Honda NSF - Microlise Cresswell Racing	1:51.559	12	12	7.487	0.174	86.87
28	48		15 Sharni PINFOLD	KTM - RS Racing	1:52.395	8	10	8.323	0.836	86.22
29	17	S	14 Franco BOURNE	Honda NSF - Franco Bourne Racing	1:52.485	9	12	8.413	0.090	86.15
30	3		16 Ian LOUGHER	Honda - Team ILR	1:53.356	6	8	9.284	0.871	85.49
31	21	S	15 Daniel BROOKS	Honda NSF - Daniel Brooks Racing	1:53.368	10	11	9.296	0.012	85.48
32	66	S	16 Annabel THOMAS	Honda NSF - Four Anjels Racing	1:53.554	8	11	9.482	0.186	85.34
33	54		17 Sam BURMAN	KTM - TeamWNT / Burman Racing	1:53.565	2	6	9.493	0.011	85.33
34	57	S	17 Josh HIATT	Honda NSF - SorryMate.com	1:53.960	10	12	9.888	0.395	85.04
35	77	S	18 Sam LAFFINS	Honda NSF - Sam Laffins Racing / Team ILR	1:54.451	9	10	10.379	0.491	84.67

QUALIFYING LAPTIME (110.0% of 1:44.072) = 1:54.479

36	16	S	19 Harvey CLARIDGE	Honda NSF - Nova Racing / SP125	1:56.023	5	11	11.951	1.572	83.52
37	18	S	20 Jodie FIELDHOUSE	Honda NSF - Go PINK Racing	1:58.265	11	12	14.193	2.242	81.94
38	44	S	21 Andrew SMYTH	Honda NSF - R Mullen	1:59.687	11	12	15.615	1.422	80.97
39	35	S	22 Jeremy KNIGHT	Honda NSF - Jeremy Knight Racing	2:04.581	4	5	20.509	4.894	77.79

Oulton Park International
Circuit Length = 2.6920 miles
Start: 12:50 Flag 13:15 End: 13:17

Weather / Track : Sunny / Dry

These results are provisional until the conclusion of any judicial and technical matters.

Race Director :	Stewards :	Timekeeper :
-----------------	------------	--------------

Results can be found at www.britishsuperbike.com

Printed - 13:18 Sunday, 06 May 2018

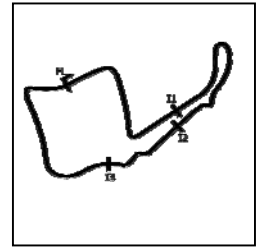


MCRCB BULLETIN TK074

2018 Bennetts British Superbike Championship - Round 3

2018 HEL Performance British Motostar Championship

QUALIFYING - SECTOR ANALYSIS



SECTOR 1 = FL to I1, SECTOR 2 = I1 to I2 SECTOR 3 = I2 to I3, SECTOR 4 = I3 to FL, DIFF = Difference To Personal Best Lap, P = Crossed Finish Line in Pit Lane, D = Time Disallowed

P1		2		Jake ARCHER				KTM - City Lifting / RS Racing						
IDEAL LAP TIME : 1:43.902		BEST LAP TIME : 1:44.072		DIFFERENCE : 0.170										
LAP	SECTOR 1	SECTOR 2	SECTOR 3	SECTOR 4	LAP TIME	MPH	DIFF	TIME OF DAY						
1 -	OUTLAP	116.5	30.414	97.1	21.052	108.7	29.360	112.0				12:53:26.177		
2 -	26.409	118.9	29.702	99.2	20.674	109.8	28.964	113.5	1:45.749	91.64	1.677	12:55:11.926		
3 -	26.243	119.6	29.586	98.5	20.556	109.2	29.476	114.7	1:45.861	91.54	1.789	12:56:57.787		
4 -	26.112	121.1	29.290	98.6	20.892	109.8	28.743	114.1	1:45.037	92.26	0.965	12:58:42.824		
5 -	26.349	119.1	29.479	98.9	20.560	109.1	28.948	112.7	1:45.336	92.00	1.264	13:00:28.160		
6 -	26.998	115.5	30.056	96.9	21.470	107.7	IN PIT		1:55.272	P 84.07	11.200	13:02:23.432		
7 -	OUTLAP	111.8	30.928	95.4	22.108	105.8	33.270	113.7	4:47.340	33.72	3:03.268	13:07:10.772		
8 -	27.067	116.9	29.826	98.1	21.095	109.6	29.318	113.7	1:47.306	90.31	3.234	13:08:58.078		
9 -	26.132	119.4	30.535	98.2	20.456	111.4	28.903	113.9	1:46.026	91.40	1.954	13:10:44.104		
10 -	26.245	120.0	29.397	98.6	20.402	110.0	28.828	113.3	1:44.872	(3) 92.41	0.800	13:12:28.976		
11 -	26.098	118.5	28.999	97.9	20.347	109.6	28.759	113.9	1:44.203	(2) 93.00	0.131	13:14:13.179		
12 -	25.930	120.0	28.895	99.1	20.517	104.6	28.730	113.3	1:44.072	(1) 93.12		13:15:57.251		

P2		55		Jack SCOTT				KTM - City Lifting / RS Racing						
IDEAL LAP TIME : 1:43.954		BEST LAP TIME : 1:44.232		DIFFERENCE : 0.278										
LAP	SECTOR 1	SECTOR 2	SECTOR 3	SECTOR 4	LAP TIME	MPH	DIFF	TIME OF DAY						
1 -	OUTLAP	114.5	30.930	97.2	21.487	106.8	29.592	111.6				12:53:28.363		
2 -	26.480	118.7	29.628	97.3	20.992	107.8	29.170	112.4	1:46.270	91.19	2.038	12:55:14.633		
3 -	26.288	118.7	29.676	97.2	20.941	107.5	29.467	112.7	1:46.372	91.10	2.140	12:57:01.005		
4 -	26.721	117.1	29.960	98.3	20.752	108.2	29.028	110.7	1:46.461	91.03	2.229	12:58:47.466		
5 -	26.498	117.7	30.221	97.6	21.442	101.8	IN PIT		1:55.589	P 83.84	11.357	13:00:43.055		
6 -	OUTLAP	115.3	30.555	95.7	21.139	108.2	29.157	111.1	6:21.514	25.40	4:37.282	13:07:04.569		
7 -	26.614	118.1	29.462	96.8	20.647	108.7	29.161	111.2	1:45.884	91.52	1.652	13:08:50.453		
8 -	30.616	71.6	33.025	96.2	21.438	104.8	29.114	111.2	1:54.193	84.86	9.961	13:10:44.646		
9 -	26.639	118.3	29.106	97.8	20.547	109.1	29.003	110.7	1:45.295	(3) 92.03	1.063	13:12:29.941		
10 -	26.159	118.3	28.855	98.2	20.578	108.4	28.640	113.3	1:44.232	(1) 92.97		13:14:14.173		
11 -	25.947	118.7	28.820	95.8	20.551	108.7	29.379	112.4	1:44.697	(2) 92.56	0.465	13:15:58.870		

P3		79		Storm STACEY				KTM - FPW Racing						
IDEAL LAP TIME : 1:45.319		BEST LAP TIME : 1:45.363		DIFFERENCE : 0.044										
LAP	SECTOR 1	SECTOR 2	SECTOR 3	SECTOR 4	LAP TIME	MPH	DIFF	TIME OF DAY						
1 -	OUTLAP	114.7	31.276	97.8	21.513	108.7	29.724	113.3				12:54:03.631		
2 -	26.633	118.3	29.544	98.6	21.161	109.8	29.575	113.7	1:46.913	90.64	1.550	12:55:50.544		
3 -	26.716	118.3	30.211	98.9	20.959	110.1	29.336	113.1	1:47.222	90.38	1.859	12:57:37.766		
4 -	26.470	117.9	29.440	97.5	20.959	108.4	29.140	113.1	1:46.009	(3) 91.41	0.646	12:59:23.775		
5 -	28.859	102.4	30.105	96.6	21.348	106.1	29.758	113.9	1:50.070	88.04	4.707	13:01:13.845		
6 -	26.714	114.5	31.148	93.0	21.365	100.9	IN PIT		2:03.165	P 78.68	17.802	13:03:17.010		
7 -	OUTLAP	110.0	30.065	97.2	21.215	107.2	29.846	113.1	2:05.782	77.04	20.419	13:05:22.792		
8 -	26.447	120.0	29.551	98.1	20.770	109.4	29.256	111.6	1:46.024	91.40	0.661	13:07:08.816		
9 -	27.331	107.7	30.055	98.5	20.768	110.1	29.774	113.7	1:47.928	89.79	2.565	13:08:56.744		
10 -	26.454	118.1	29.346	97.8	21.303	102.1	31.301	113.9	1:48.404	89.39	3.041	13:10:45.148		
11 -	26.282	120.6	29.944	98.8	21.118	109.4	29.050	112.9	1:46.394	91.08	1.031	13:12:31.542		
12 -	26.320	118.3	29.362	98.3	20.870	109.2	29.183	113.1	1:45.735	(2) 91.65	0.372	13:14:17.277		
13 -	26.244	117.7	29.276	98.2	20.749	109.2	29.094	113.5	1:45.363	(1) 91.98		13:16:02.640		

P4		96		Brandon PAASCH				Mahindra - Microlise Cresswell Racing						
IDEAL LAP TIME : 1:45.233		BEST LAP TIME : 1:45.411		DIFFERENCE : 0.178										
LAP	SECTOR 1	SECTOR 2	SECTOR 3	SECTOR 4	LAP TIME	MPH	DIFF	TIME OF DAY						
1 -	OUTLAP	69.1	36.926	94.3	21.368	105.5	30.012	109.4				12:53:59.287		
2 -	26.509	117.1	30.087	95.0	21.725	106.5	29.573	110.7	1:47.894	89.82	2.483	12:55:47.181		
3 -	26.396	115.1	29.937	95.1	20.930	106.0	29.482	110.1	1:46.745	90.78	1.334	12:57:33.926		
4 -	26.434	116.5	29.968	94.6	20.927	106.3	29.503	111.1	1:46.832	90.71	1.421	12:59:20.758		
5 -	26.548	114.5	29.802	95.3	20.844	105.8	29.250	110.1	1:46.444	91.04	1.033	13:01:07.202		
6 -	29.865	96.1	32.147	91.1	21.950	96.1	IN PIT		2:05.885	P 76.98	20.474	13:03:13.087		
7 -	OUTLAP	108.5	30.179	95.4	21.909	105.6	30.073	110.0	4:27.528	36.22	2:42.117	13:07:40.615		
8 -	26.359	115.9	29.372	95.8	20.673	106.6	29.388	110.7	1:45.792	(3) 91.60	0.381	13:09:26.407		
9 -	26.239	116.7	29.757	95.7	20.592	106.8	29.768	110.5	1:46.356	91.12	0.945	13:11:12.763		

Weather / Track : Sunny / Dry

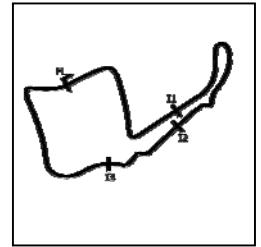
Oulton Park International
Circuit Length = 2.6920 miles
Start: 12:50 Flag 13:15 End: 13:17

MCRCB BULLETIN TK074

2018 Bennetts British Superbike Championship - Round 3

2018 HEL Performance British Motostar Championship

QUALIFYING - SECTOR ANALYSIS



SECTOR 1 = FL to I1, SECTOR 2 = I1 to I2 SECTOR 3 = I2 to I3, SECTOR 4 = I3 to FL, DIFF = Difference To Personal Best Lap, P = Crossed Finish Line in Pit Lane, D = Time Disallowed

10 -	26.210	116.3	29.358	96.0	20.532	106.1	29.311	110.3	1:45.411 (1)	91.93		13:12:58.174
11 -	26.178	116.1	29.273	95.1	20.714	105.5	29.253	111.1	1:45.418 (2)	91.93	0.007	13:14:43.592
12 -	26.206	117.3	29.435	95.1	21.273	89.3	32.926	107.5	1:49.840	88.23	4.429	13:16:33.432

P5	34	Liam DELVES				DR-Moto - Stauff Connect Academy / Dr Moto							
IDEAL LAP TIME : 1:45.977		BEST LAP TIME : 1:45.988				DIFFERENCE : 0.011							
LAP	SECTOR 1	SECTOR 2	SECTOR 3	SECTOR 4	LAP TIME	MPH	DIFF	TIME OF DAY					
1 -	OUTLAP	112.2	31.343	93.5	22.467	104.5	30.235	110.7					12:53:03.244
2 -	27.029	115.3	29.833	95.8	21.844	105.5	29.758	110.1	1:48.464	89.35	2.476	12:54:51.708	
3 -	26.916	114.7	29.600	95.5	21.314	105.5	29.694	110.7	1:47.524	90.13	1.536	12:56:39.232	
4 -	26.718	114.7	29.933	94.6	21.248	105.1	29.617	110.0	1:47.516	90.13	1.528	12:58:26.748	
5 -	26.803	114.1	29.547	94.9	20.980	106.5	29.588	109.8	1:46.918 (3)	90.64	0.930	13:00:13.666	
6 -	26.638	114.7	29.370	95.1	20.839	106.1	29.408	110.5	1:46.255 (2)	91.20	0.267	13:01:59.921	
7 -	28.006	109.1	30.579	92.0	21.734	100.1	IN PIT		1:56.615 P	83.10	10.627	13:03:56.536	
8 -	OUTLAP	104.6	32.107	77.5	25.926	69.8	33.666	110.3	4:54.964	32.85	3:08.976	13:08:51.500	
9 -	27.854	109.6	30.252	87.8	22.105	107.0	29.873	108.9	1:50.084	88.03	4.096	13:10:41.584	
10 -	26.637	115.1	29.542	93.8	21.091	104.6	29.706	109.2	1:46.976	90.59	0.988	13:12:28.560	
11 -	26.559	114.5	29.308	95.5	20.850	105.8	29.271	112.2	1:45.988 (1)	91.43		13:14:14.548	
12 -	26.838	110.7	29.614	93.8	20.962	105.6	29.730	111.2	1:47.144	90.45	1.156	13:16:01.692	

P6	8	Elliot LODGE				FTR - Spike Racing / SP125							
IDEAL LAP TIME : 1:45.917		BEST LAP TIME : 1:46.010				DIFFERENCE : 0.093							
LAP	SECTOR 1	SECTOR 2	SECTOR 3	SECTOR 4	LAP TIME	MPH	DIFF	TIME OF DAY					
1 -	OUTLAP	112.2	33.043	95.3	22.757	104.3	31.057	110.9					12:55:37.695
2 -	27.423	116.5	30.722	97.5	21.527	107.2	30.488	111.8	1:50.160	87.97	4.150	12:57:27.855	
3 -	26.866	116.7	30.145	97.2	21.110	107.2	29.700	112.2	1:47.821	89.88	1.811	12:59:15.676	
4 -	26.961	116.3	30.109	97.1	21.218	106.5	29.677	111.6	1:47.965	89.76	1.955	13:01:03.641	
5 -	26.740	116.9	29.882	97.6	21.034	107.5	29.507	112.4	1:47.163 (3)	90.43	1.153	13:02:50.804	
6 -	26.777	116.7	29.862	97.3	21.064	107.2	29.780	111.2	1:47.483	90.16	1.473	13:04:38.287	
7 -	28.832	92.1	32.726	92.8	22.043	107.5	29.660	110.7	1:53.261	85.56	7.251	13:06:31.548	
8 -	26.466	117.7	29.683	96.4	20.941	108.4	29.473	111.6	1:46.563 (2)	90.94	0.553	13:08:18.111	
9 -	28.115	81.0	37.773	75.1	22.269	107.7	29.782	111.6	1:57.939	82.17	11.929	13:10:16.050	
10 -	27.348	115.5	30.478	94.2	21.622	104.8	30.031	110.9	1:49.479	88.52	3.469	13:12:05.529	
11 -	26.319	117.3	29.901	94.9	21.547	105.3	30.090	112.4	1:47.857	89.85	1.847	13:13:53.386	
12 -	26.171	118.1	29.776	96.5	20.864	109.1	29.199	113.3	1:46.010 (1)	91.41		13:15:39.396	

P7	6	Taz TAYLOR				Kalex KTM - KCS / FPW Racing							
IDEAL LAP TIME : 1:45.873		BEST LAP TIME : 1:46.205				DIFFERENCE : 0.332							
LAP	SECTOR 1	SECTOR 2	SECTOR 3	SECTOR 4	LAP TIME	MPH	DIFF	TIME OF DAY					
1 -	OUTLAP	117.1	32.632	97.5	21.455	109.2	29.866	112.9					12:54:00.412
2 -	27.316	118.3	30.220	99.7	21.580	109.6	30.041	113.5	1:49.157	88.78	2.952	12:55:49.569	
3 -	27.364	118.5	30.738	99.5	21.083	110.5	29.648	112.2	1:48.833	89.04	2.628	12:57:38.402	
4 -	26.908	118.3	29.729	98.3	21.066	110.0	29.542	114.1	1:47.245	90.36	1.040	12:59:25.647	
5 -	26.794	116.9	29.946	98.2	21.102	110.0	29.681	113.7	1:47.523	90.13	1.318	13:01:13.170	
6 -	27.100	116.1	31.014	97.6	21.540	103.4	IN PIT		2:03.322 P	78.58	17.117	13:03:16.492	
7 -	OUTLAP	116.3	30.167	98.8	21.160	108.7	29.805	112.0	2:05.737	77.07	19.532	13:05:22.229	
8 -	27.002	117.7	30.022	98.2	20.827	110.9	29.351	112.2	1:47.202	90.40	0.997	13:07:09.431	
9 -	26.608	116.5	29.693	98.1	20.878	109.2	29.492	112.2	1:46.671	90.85	0.466	13:08:56.102	
10 -	27.413	107.8	30.194	97.3	21.076	109.6	31.446	113.3	1:50.129	87.99	3.924	13:10:46.231	
11 -	26.529	118.3	29.613	98.6	21.046	109.6	29.132	113.1	1:46.320 (2)	91.15	0.115	13:12:32.551	
12 -	26.464	118.5	29.450	99.1	20.946	108.9	29.345	112.9	1:46.205 (1)	91.25		13:14:18.756	
13 -	26.685	117.7	29.520	97.9	20.931	108.9	29.407	112.7	1:46.543 (3)	90.96	0.338	13:16:05.299	

P8	64	Asher DURHAM				Mahindra - Microlise Cresswell Racing							
IDEAL LAP TIME : 1:45.763		BEST LAP TIME : 1:46.424				DIFFERENCE : 0.661							
LAP	SECTOR 1	SECTOR 2	SECTOR 3	SECTOR 4	LAP TIME	MPH	DIFF	TIME OF DAY					
1 -	OUTLAP	116.7	31.647	96.5	21.250	108.4	29.510	112.5					12:53:57.699
2 -	26.926	116.9	30.104	97.9	21.394	108.2	29.473	112.7	1:47.897	89.81	1.473	12:55:45.596	
3 -	28.548	117.9	29.664	97.5	21.030	109.2	29.243	114.9	1:48.485	89.33	2.061	12:57:34.081	
4 -	26.345	117.7	29.998	96.0	21.110	109.8	29.366	114.9	1:46.819	90.72	0.395	12:59:20.900	

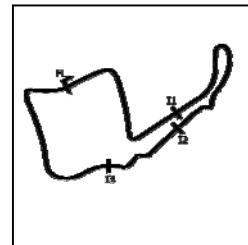
Weather / Track : Sunny / Dry

Oulton Park International
Circuit Length = 2.6920 miles
Start: 12:50 Flag 13:15 End: 13:17

2018 Bennetts British Superbike Championship - Round 3

2018 HEL Performance British Motostar Championship

QUALIFYING - SECTOR ANALYSIS



SECTOR 1 = FL to I1, SECTOR 2 = I1 to I2 SECTOR 3 = I2 to I3, SECTOR 4 = I3 to FL, DIFF = Difference To Personal Best Lap, P = Crossed Finish Line in Pit Lane, D = Time Disallowed

5 -	26.831	118.5	29.569	96.9	20.967	109.4	29.145	114.1	1:46.512	90.98	0.088	13:01:07.412	
6 -	29.458	94.1	32.583	93.8	22.092	103.4	IN PIT		2:07.557	P	75.97	21.133	13:03:14.969
7 -	OUTLAP	116.9	30.672	93.4	23.023	83.6	32.599	113.1	4:46.436		33.83	3:00.012	13:08:01.405
8 -	26.623	116.9	29.599	95.5	20.823	109.8	29.380	109.2	1:46.425	(2)	91.06	0.001	13:09:47.830
9 -	26.629	119.1	29.619	97.5	20.953	108.7	29.237	113.3	1:46.438	(3)	91.05	0.014	13:11:34.268
10 -	26.544	118.5	30.577	95.7	21.395	107.5	35.410	113.1	1:53.926		85.06	7.502	13:13:28.194
11 -	26.421	118.9	29.450	96.9	21.046	107.0	29.507	113.3	1:46.424	(1)	91.06		13:15:14.618

P9 15 Eugene McMANUS		KTM - RS Racing											
IDEAL LAP TIME : 1:46.372		BEST LAP TIME : 1:46.519				DIFFERENCE : 0.147							
LAP	SECTOR 1	SECTOR 2	SECTOR 3	SECTOR 4	LAP TIME	MPH	DIFF	TIME OF DAY					
1 -	OUTLAP	114.1	31.536	95.8	22.062	105.5	30.627	111.2					12:53:20.303
2 -	27.530	116.5	30.645	96.1	21.388	107.0	30.003	112.0	1:49.566		88.45	3.047	12:55:09.869
3 -	27.030	117.3	31.397	97.2	20.978	107.8	29.526	114.1	1:48.931		88.96	2.412	12:56:58.800
4 -	26.983	117.5	29.792	97.5	21.066	108.2	30.199	110.3	1:48.040	(3)	89.70	1.521	12:58:46.840
5 -	27.051	118.7	30.069	96.1	21.538	101.5	30.792	111.8	1:49.450		88.54	2.931	13:00:36.290
6 -	26.997	117.1	31.875	95.5	22.175	106.6	IN PIT		1:56.803	P	82.97	10.284	13:02:33.093
7 -	OUTLAP	116.3	30.783	96.0	21.441	108.4	30.086	111.6	4:33.506		35.43	2:46.987	13:07:06.599
8 -	26.773	118.1	30.057	96.9	20.907	108.9	29.532	111.8	1:47.269	(2)	90.34	0.750	13:08:53.868
9 -	26.620	118.1	29.891	97.5	21.012	108.2	30.741	107.7	1:48.264		89.51	1.745	13:10:42.132
10 -	29.244	117.3	29.905	98.1	21.022	108.4	29.496	112.5	1:49.667		88.37	3.148	13:12:31.799
11 -	27.482	111.1	32.401	93.5	22.995	101.2	30.092	112.2	1:52.970		85.78	6.451	13:14:24.769
12 -	26.671	118.1	29.553	96.2	21.003	107.2	29.292	112.4	1:46.519	(1)	90.98		13:16:11.288

P10 97 Chris TAYLOR		Mahindra - Microlise Cresswell Racing											
IDEAL LAP TIME : 1:46.519		BEST LAP TIME : 1:46.780				DIFFERENCE : 0.261							
LAP	SECTOR 1	SECTOR 2	SECTOR 3	SECTOR 4	LAP TIME	MPH	DIFF	TIME OF DAY					
1 -	OUTLAP	68.0	35.698	96.4	21.648	106.8	30.325	110.0					12:53:59.946
2 -	27.193	115.7	30.514	96.8	21.413	106.3	30.360	110.3	1:49.480		88.52	2.700	12:55:49.426
3 -	27.368	113.7	30.239	94.7	21.142	105.1	29.875	110.7	1:48.624		89.21	1.844	12:57:38.050
4 -	26.802	115.7	29.747	96.1	21.231	106.1	29.478	109.8	1:47.258		90.35	0.478	12:59:25.308
5 -	26.806	114.9	29.898	94.9	21.252	106.0	29.829	108.0	1:47.785		89.91	1.005	13:01:13.093
6 -	27.229	113.1	32.430	91.9	22.312	102.6	IN PIT		2:05.194	P	77.41	18.414	13:03:18.287
7 -	OUTLAP	112.5	30.622	95.3	21.378	106.3	30.144	108.7	4:23.235		36.81	2:36.455	13:07:41.522
8 -	26.927	115.9	29.488	95.0	20.851	107.3	29.514	110.5	1:46.780	(1)	90.75		13:09:28.302
9 -	26.733	114.7	29.539	95.0	21.015	106.3	29.647	110.0	1:46.934	(2)	90.62	0.154	13:11:15.236
10 -	26.702	115.9	29.516	94.9	21.235	105.5	29.838	109.4	1:47.291		90.32	0.511	13:13:02.527
11 -	27.352	113.1	30.363	94.7	21.497	101.9	30.053	110.7	1:49.265		88.69	2.485	13:14:51.792
12 -	26.870	115.5	29.550	95.7	20.887	105.6	29.815	108.7	1:47.122	(3)	90.46	0.342	13:16:38.914

P11 14 Jack NIXON		KTM - Santander Salt											
IDEAL LAP TIME : 1:46.507		BEST LAP TIME : 1:47.031				DIFFERENCE : 0.524							
LAP	SECTOR 1	SECTOR 2	SECTOR 3	SECTOR 4	LAP TIME	MPH	DIFF	TIME OF DAY					
1 -	OUTLAP	103.4	36.062	89.9	22.981	104.2	31.731	110.5					12:54:37.662
2 -	28.372	115.7	31.400	98.2	22.717	107.3	30.189	112.0	1:52.678		86.00	5.647	12:56:30.340
3 -	27.749	117.3	30.993	96.9	21.549	110.1	29.705	112.9	1:49.996		88.10	2.965	12:58:20.336
4 -	27.357	117.1	30.204	99.1	21.521	110.1	29.672	112.7	1:48.754		89.11	1.723	13:00:09.090
5 -	27.057	116.9	30.419	97.9	21.134	109.2	29.662	114.1	1:48.272		89.50	1.241	13:01:57.362
6 -	26.944	118.3	30.275	97.8	20.994	107.2	29.909	111.8	1:48.122		89.63	1.091	13:03:45.484
7 -	27.117	117.9	30.287	98.2	21.294	109.4	29.223	113.5	1:47.921		89.79	0.890	13:05:33.405
8 -	26.755	118.3	29.850	97.1	21.048	111.1	29.378	113.3	1:47.031	(1)	90.54		13:07:20.436
9 -	26.946	117.9	29.955	97.9	21.121	110.7	29.596	112.9	1:47.618		90.05	0.587	13:09:08.054
10 -	27.145	117.1	31.742	97.6	21.657	105.3	30.520	113.7	1:51.064		87.25	4.033	13:10:59.118
11 -	26.475	120.0	29.859	99.7	21.084	108.9	29.803	112.7	1:47.221	(3)	90.38	0.190	13:12:46.339
12 -	26.820	116.9	30.154	97.6	21.597	107.2	29.993	113.7	1:48.564		89.26	1.533	13:14:34.903
13 -	26.662	118.7	29.861	97.3	20.959	109.4	29.680	112.9	1:47.162	(2)	90.43	0.131	13:16:22.065

P12 7 Edmund BEST		KTM - SymCirrus Motorsport										
IDEAL LAP TIME : 1:46.772		BEST LAP TIME : 1:47.176				DIFFERENCE : 0.404						
LAP	SECTOR 1	SECTOR 2	SECTOR 3	SECTOR 4	LAP TIME	MPH	DIFF	TIME OF DAY				

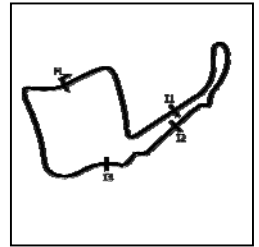
Weather / Track : Sunny / Dry

Oulton Park International
 Circuit Length = 2.6920 miles
 Start: 12:50 Flag 13:15 End: 13:17

2018 Bennetts British Superbike Championship - Round 3

2018 HEL Performance British Motostar Championship

QUALIFYING - SECTOR ANALYSIS



SECTOR 1 = FL to I1, SECTOR 2 = I1 to I2 SECTOR 3 = I2 to I3, SECTOR 4 = I3 to FL, DIFF = Difference To Personal Best Lap, P = Crossed Finish Line in Pit Lane, D = Time Disallowed

Rank	Time	S1	S2	S3	S4	Diff	MPH	Diff	Time of Day
1 -	OUTLAP	93.3	31.630	94.2	21.790	106.3	29.993	111.1	12:52:54.005
2 -	27.317	114.9	30.204	96.2	21.341	106.8	30.159	109.6	1:49.021 88.89 1.845 12:54:43.026
3 -	27.001	116.3	29.964	95.1	21.666	106.0	29.746	112.0	1:48.377 89.42 1.201 12:56:31.403
4 -	26.887	116.9	31.310	91.4	21.425	107.7	29.649	112.0	1:49.271 88.69 2.095 12:58:20.674
5 -	27.161	117.1	30.322	96.9	21.465	108.5	29.772	111.8	1:48.720 89.14 1.544 13:00:09.394
6 -	26.885	116.9	30.073	95.7	21.207	106.8	29.688	112.4	1:47.853 89.85 0.677 13:01:57.247
7 -	26.877	116.5	30.006	95.7	21.357	106.6	29.859	111.6	1:48.099 89.65 0.923 13:03:45.346
8 -	28.136	113.9	31.313	95.8	21.403	107.3	IN PIT		1:58.633 P 81.69 11.457 13:05:43.979
9 -	OUTLAP	116.9	30.787	92.3	21.947	101.2	32.740	110.1	2:16.699 70.89 29.523 13:08:00.678
10 -	27.155	117.1	30.188	95.0	21.093	108.0	29.359	112.2	1:47.795 (3) 89.90 0.619 13:09:48.473
11 -	26.834	119.6	29.711	96.4	21.329	107.7	29.302	112.2	1:47.176 (1) 90.42 13:11:35.649
12 -	26.666	118.3	29.833	96.5	21.277	107.7	29.641	112.4	1:47.417 (2) 90.22 0.241 13:13:23.066
13 -	26.991	116.7	29.835	95.5	21.226	106.3	29.820	112.0	1:47.872 89.84 0.696 13:15:10.938

P13 12 Edward RENDELL		KTM FTR - Banks Racing							
IDEAL LAP TIME : 1:45.994		BEST LAP TIME : 1:47.404		DIFFERENCE : 1.410					
LAP	SECTOR 1	SECTOR 2	SECTOR 3	SECTOR 4	LAP TIME	MPH	DIFF	TIME OF DAY	
1 -	OUTLAP	102.7	31.790	92.4	21.957	102.9	IN PIT	P	12:53:41.909
2 -	OUTLAP	113.9	29.736	94.5	21.066	105.5	29.449 111.2	3:17.478 49.07 1:30.074 12:56:59.387	
3 -	26.582 117.3	29.790	94.6	21.021	107.2	30.011	106.3	1:47.404 (1) 90.23	12:58:46.791
4 -	27.772	109.4	30.814	94.7	21.473	103.8	31.613	108.4	1:51.672 (3) 86.78 4.268 13:00:38.463
5 -	26.747	115.5	30.412	92.8	22.003	102.1	IN PIT		1:56.589 P 83.12 9.185 13:02:35.052
6 -	OUTLAP	112.7	30.079	94.3	21.111	106.0	29.608	108.4	5:26.141 29.71 3:38.737 13:08:01.193
7 -	26.734	116.5	29.134	94.1	20.829	104.2	31.179	66.2	1:47.876 (2) 89.83 0.472 13:09:49.069

P14 91 S Victor RODRIGUEZ		Honda NSF - GA Competition							
IDEAL LAP TIME : 1:47.837		BEST LAP TIME : 1:48.067		DIFFERENCE : 0.230					
LAP	SECTOR 1	SECTOR 2	SECTOR 3	SECTOR 4	LAP TIME	MPH	DIFF	TIME OF DAY	
1 -	OUTLAP	110.1	31.826	93.4	21.829	103.8	30.265	107.8	12:54:01.803
2 -	27.276	113.1	30.198	93.9	21.452	105.1	29.956 108.7	1:48.882 89.00 0.815 12:55:50.685	
3 -	27.494	114.1	29.998	94.1	21.361	104.5	29.982	108.5	1:48.835 89.04 0.768 12:57:39.520
4 -	27.392	107.0	31.287	90.3	27.548	96.4	31.572	106.5	1:57.799 82.26 9.732 12:59:37.319
5 -	27.298	111.2	30.115	92.3	21.448	103.7	30.133	107.2	1:48.994 88.91 0.927 13:01:26.313
6 -	27.167	112.9	30.225	92.1	21.638	104.6	30.596	107.3	1:49.626 88.40 1.559 13:03:15.939
7 -	27.084	113.1	30.141	91.9	21.489	103.7	IN PIT		1:52.554 P 86.10 4.487 13:05:08.493
8 -	OUTLAP	111.6	30.445	91.3	21.590	104.3	30.289	106.5	4:16.601 37.76 2:28.534 13:09:25.094
9 -	27.200	111.6	30.029	92.4	21.260	104.3	30.041	107.8	1:48.530 (3) 89.29 0.463 13:11:13.624
10 -	27.052	113.1	29.793	92.5	21.500	103.0	30.417	106.5	1:48.762 89.10 0.695 13:13:02.386
11 -	27.322	112.2	29.754	93.2	21.195	103.2	30.147	107.3	1:48.418 (2) 89.38 0.351 13:14:50.804
12 -	26.977	112.5	29.709	93.2	21.255	103.0	30.126	108.2	1:48.067 (1) 89.67 13:16:38.871

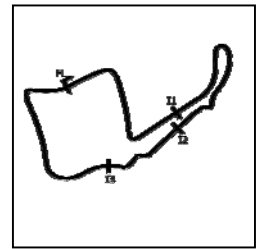
P15 28 Lee HINDLE		KTM - JH Motorsport							
IDEAL LAP TIME : 1:47.861		BEST LAP TIME : 1:48.395		DIFFERENCE : 0.534					
LAP	SECTOR 1	SECTOR 2	SECTOR 3	SECTOR 4	LAP TIME	MPH	DIFF	TIME OF DAY	
1 -	OUTLAP	114.9	32.878	96.4	22.606	106.6	30.815	111.4	12:55:05.409
2 -	27.451	116.5	30.910	96.2	22.087	106.6	30.691	112.2	1:51.139 87.19 2.744 12:56:56.548
3 -	27.118	116.5	30.213	98.1	21.243	109.6	30.082	111.6	1:48.656 (3) 89.19 0.261 12:58:45.204
4 -	26.791	116.9	30.454	97.1	21.204	107.8	30.048	110.9	1:48.497 (2) 89.32 0.102 13:00:33.701
5 -	31.569	102.1	31.140	95.8	21.570	108.2	30.246	111.2	1:54.525 84.62 6.130 13:02:28.226
6 -	27.066	115.7	30.251	96.6	21.144	108.2	29.934	110.5	1:48.395 (1) 89.40 13:04:16.621
7 -	29.215	111.1	33.446	93.7	22.348	105.5	IN PIT		2:04.737 P 77.69 16.342 13:06:21.358
8 -	OUTLAP	115.9	30.618	94.1	22.154	106.8	30.025	110.7	3:47.960 42.51 1:59.565 13:10:09.318
9 -	27.120	115.1	30.179	96.1	21.382	107.3	30.226	110.5	1:48.907 88.98 0.512 13:11:58.225
10 -	26.802	116.5	30.234	97.3	21.142	107.7	30.478	110.9	1:48.656 (3) 89.19 0.261 13:13:46.881
11 -	26.606	116.5	30.218	95.8	23.609	100.4	31.050	106.1	1:51.483 86.93 3.088 13:15:38.364

P16 72 S Cameron HORSMAN		Honda NSF - Nova / FAB Racing							
IDEAL LAP TIME : 1:48.636		BEST LAP TIME : 1:49.000		DIFFERENCE : 0.364					
LAP	SECTOR 1	SECTOR 2	SECTOR 3	SECTOR 4	LAP TIME	MPH	DIFF	TIME OF DAY	
1 -	OUTLAP	108.2	33.366	91.8	22.440	101.8	30.819	108.2	12:54:00.192

Weather / Track : Sunny / Dry

Oulton Park International
Circuit Length = 2.6920 miles
Start: 12:50 Flag 13:15 End: 13:17

QUALIFYING - SECTOR ANALYSIS



SECTOR 1 = FL to I1, SECTOR 2 = I1 to I2 SECTOR 3 = I2 to I3, SECTOR 4 = I3 to FL, DIFF = Difference To Personal Best Lap, P = Crossed Finish Line in Pit Lane, D = Time Disallowed

2 -	27.960	113.3	30.961	93.2	21.930	104.0	30.446	107.8	1:51.297	87.07	2.297	12:55:51.489	
3 -	27.707	112.4	30.791	92.4	21.662	103.5	30.172	107.5	1:50.332	87.83	1.332	12:57:41.821	
4 -	27.460	112.7	30.674	92.9	21.686	102.7	30.167	106.0	1:49.987	88.11	0.987	12:59:31.808	
5 -	27.642	110.7	30.519	93.0	21.563	101.5	30.260	105.1	1:49.984	88.11	0.984	13:01:21.792	
6 -	27.488	111.2	30.484	92.3	21.544	102.7	30.165	106.1	1:49.681	88.35	0.681	13:03:11.473	
7 -	27.660	109.4	30.848	92.5	21.613	103.0	IN PIT		1:56.904	P	82.89	7.904	13:05:08.377
8 -	OUTLAP	110.3	30.457	92.5	21.460	102.7	30.451	104.8	2:50.295	56.90	1:01.295	13:07:58.672	
9 -	27.433	110.7	30.307	92.0	21.511	101.8	30.147	106.0	1:49.398	(3)	88.58	0.398	13:09:48.070
10 -	27.159	112.4	30.253	92.8	21.741	103.4	30.024	106.1	1:49.177	(2)	88.76	0.177	13:11:37.247
11 -	27.221	111.2	30.354	92.3	21.328	103.2	30.097	106.8	1:49.000	(1)	88.91		13:13:26.247
12 -	27.089	112.2	30.195	93.3	21.875	104.3	30.566	106.8	1:49.725	88.32	0.725	13:15:15.972	

P17 47 S		Fenton SEABRIGHT				Honda NSF - FHS							
IDEAL LAP TIME : 1:48.920		BEST LAP TIME : 1:49.296				DIFFERENCE : 0.376							
LAP	SECTOR 1	SECTOR 2	SECTOR 3	SECTOR 4	LAP TIME	MPH	DIFF	TIME OF DAY					
1 -	OUTLAP	98.1	32.109	91.1	22.006	100.4	31.025	104.8				12:53:57.838	
2 -	27.539	112.9	30.932	92.8	21.915	101.3	30.821	105.6	1:51.207	87.14	1.911	12:55:49.045	
3 -	27.516	110.9	30.860	93.5	21.796	104.2	29.989	107.2	1:50.161	87.97	0.865	12:57:39.206	
4 -	27.534	110.7	30.360	92.4	27.091	89.1	34.458	105.8	1:59.443	81.13	10.147	12:59:38.649	
5 -	27.632	110.5	30.699	93.0	22.502	91.9	30.614	106.6	1:51.447	86.95	2.151	13:01:30.096	
6 -	27.380	110.9	30.364	92.9	21.328	103.2	30.224	107.5	1:49.296	(1)	88.67		13:03:19.392
7 -	27.830	109.4	30.471	93.0	21.332	103.2	30.259	107.0	1:49.892	(3)	88.18	0.596	13:05:09.284
8 -	27.243	111.4	30.756	92.9	21.588	104.3	30.541	106.0	1:50.128	88.00	0.832	13:06:59.412	
9 -	27.846	111.6	30.441	93.0	21.373	103.4	30.169	105.8	1:49.829	(2)	88.23	0.533	13:08:49.241
10 -	27.536	110.7	30.489	91.9	21.339	103.2	IN PIT		1:56.831	P	82.95	7.535	13:10:46.072
11 -	OUTLAP	110.0	30.881	92.8	21.592	103.4	30.265	106.3	2:38.565	61.11	49.269	13:13:24.637	
12 -	27.418	111.6	30.481	92.6	22.260	100.9	30.234	107.7	1:50.393	87.78	1.097	13:15:15.030	

P18 19 S		Scott OGDEN				Honda NSF - Wilson Racing							
IDEAL LAP TIME : 1:49.207		BEST LAP TIME : 1:49.729				DIFFERENCE : 0.522							
LAP	SECTOR 1	SECTOR 2	SECTOR 3	SECTOR 4	LAP TIME	MPH	DIFF	TIME OF DAY					
1 -	OUTLAP	100.4	34.278	88.0	23.280	100.0	34.615	105.6				12:53:02.938	
2 -	28.034	112.9	31.566	92.3	22.151	102.1	31.561	105.6	1:53.312	85.52	3.583	12:54:56.250	
3 -	27.981	110.9	31.357	90.1	21.765	102.1	30.791	106.3	1:51.894	86.61	2.165	12:56:48.144	
4 -	27.904	110.3	30.599	92.3	21.689	102.2	30.535	105.5	1:50.727	(3)	87.52	0.998	12:58:38.871
5 -	27.869	109.2	30.879	92.0	21.597	102.1	30.417	106.0	1:50.762	87.49	1.033	13:00:29.633	
6 -	28.752	107.0	31.924	89.0	21.945	101.6	IN PIT		2:00.282	P	80.57	10.553	13:02:29.915
7 -	OUTLAP	109.1	31.006	91.9	21.818	100.6	31.424	106.1	2:32.767	63.43	43.038	13:05:02.682	
8 -	27.930	109.4	30.707	91.9	21.484	101.9	30.694	103.7	1:50.815	87.45	1.086	13:06:53.497	
9 -	27.790	111.4	30.593	91.0	21.649	102.1	30.720	105.1	1:50.752	87.50	1.023	13:08:44.249	
10 -	29.633	99.5	32.554	86.0	22.052	102.2	31.833	105.3	1:56.072	83.49	6.343	13:10:40.321	
11 -	27.585	110.5	30.446	90.8	21.409	102.4	30.289	106.0	1:49.729	(1)	88.32		13:12:30.050
12 -	27.253	111.4	30.476	93.3	21.600	102.2	30.505	106.8	1:49.834	(2)	88.23	0.105	13:14:19.884
13 -	27.341	111.6	30.256	92.0	22.476	101.5	31.481	101.5	1:51.554	86.87	1.825	13:16:11.438	

P19 45 S		Scott SWANN				Honda NSF - Swann Racing							
IDEAL LAP TIME : 1:49.627		BEST LAP TIME : 1:49.871				DIFFERENCE : 0.244							
LAP	SECTOR 1	SECTOR 2	SECTOR 3	SECTOR 4	LAP TIME	MPH	DIFF	TIME OF DAY					
1 -	OUTLAP	106.6	33.137	89.4	23.215	99.1	31.810	100.9				12:52:03.678	
2 -	28.762	108.2	32.016	90.9	22.295	99.8	31.034	103.5	1:54.107	84.93	4.236	12:53:57.785	
3 -	28.135	111.6	31.631	91.8	22.049	101.2	30.539	105.6	1:52.354	86.25	2.483	12:55:50.139	
4 -	27.759	111.2	31.192	91.6	21.865	100.9	30.415	104.2	1:51.231	87.12	1.360	12:57:41.370	
5 -	27.635	109.4	30.782	91.0	21.918	98.9	30.546	103.2	1:50.881	87.40	1.010	12:59:32.251	
6 -	27.841	109.2	30.971	91.0	21.910	100.4	30.655	102.1	1:51.377	87.01	1.506	13:01:23.628	
7 -	27.844	109.4	32.266	88.3	22.868	100.4	IN PIT		1:57.911	P	82.19	8.040	13:03:21.539
8 -	OUTLAP	99.8	31.770	89.7	22.071	100.0	30.780	102.9	4:15.524	37.92	2:25.653	13:07:37.063	
9 -	27.871	107.7	31.141	90.0	21.879	100.9	30.413	103.5	1:51.304	87.07	1.433	13:09:28.367	
10 -	27.485	111.2	30.465	90.1	21.649	100.3	30.272	103.7	1:49.871	(1)	88.20		13:11:18.238
11 -	27.581	109.2	30.539	91.5	21.466	99.8	30.355	104.3	1:49.941	(2)	88.15	0.070	13:13:08.179
12 -	27.675	109.1	30.707	89.7	21.531	100.6	30.350	104.3	1:50.263	87.89	0.392	13:14:58.442	
13 -	27.424	109.8	30.614	91.1	21.583	98.6	30.428	103.5	1:50.049	(3)	88.06	0.178	13:16:48.491

Weather / Track : Sunny / Dry

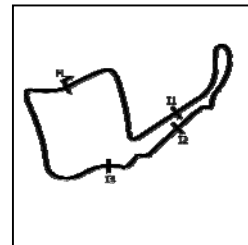
Oulton Park International
 Circuit Length = 2.6920 miles
 Start: 12:50 Flag 13:15 End: 13:17

MCRCB BULLETIN TK074

2018 Bennetts British Superbike Championship - Round 3

2018 HEL Performance British Motostar Championship

QUALIFYING - SECTOR ANALYSIS



SECTOR 1 = FL to I1, SECTOR 2 = I1 to I2 SECTOR 3 = I2 to I3, SECTOR 4 = I3 to FL, DIFF = Difference To Personal Best Lap, P = Crossed Finish Line in Pit Lane, D = Time Disallowed

P20		25 S		Thomas STRUDWICK				Honda NSF - Case Moto Rapido Moto3				
IDEAL LAP TIME : 1:49.722		BEST LAP TIME : 1:50.207				DIFFERENCE : 0.485						
LAP	SECTOR 1	SECTOR 2		SECTOR 3		SECTOR 4		LAP TIME	MPH	DIFF	TIME OF DAY	
1-	OUTLAP	107.7	32.388	90.6	22.632	100.1	31.091	105.5			12:51:58.088	
2-	28.022	110.1	31.149	92.3	21.865	101.9	30.657	105.5	1:51.693	86.76	1.486	12:53:49.781
3-	27.805	110.7	31.038	89.3	21.908	101.3	30.677	106.0	1:51.428	86.97	1.221	12:55:41.209
4-	27.729	111.1	30.756	92.0	21.813	101.9	30.612	106.1	1:50.910	87.37	0.703	12:57:32.119
5-	27.540	111.6	30.555	91.8	21.808	103.4	30.304	106.5	1:50.207 (1)	87.93		12:59:22.326
6-	37.163	57.5	33.289	92.4	22.042	100.3	32.886	105.8	2:05.380	77.29	15.173	13:01:27.706
7-	27.556	111.8	30.388	92.3	21.888	102.9	32.315	104.2	1:52.147	86.41	1.940	13:03:19.853
8-	28.693	109.1	31.763	84.3	22.769	98.8	IN PIT		2:01.708	P	11.501	13:05:21.561
9-	OUTLAP	108.4	32.143	91.0	22.222	101.8	31.025	105.1	3:45.649	42.94	1:55.442	13:09:07.210
10-	27.800	110.5	30.683	91.1	21.793	101.9	30.469	105.6	1:50.745	87.51	0.538	13:10:57.955
11-	27.642	110.9	30.911	92.8	21.575	102.7	30.463	106.0	1:50.591	(3)	0.384	13:12:48.546
12-	27.492	111.1	32.351	76.0	22.992	100.7	30.803	106.6	1:53.638	85.28	3.431	13:14:42.184
13-	27.625	112.0	30.545	91.9	21.538	101.8	30.610	106.3	1:50.318	(2)	0.111	13:16:32.502

P21		89 S		Taylor MORETON				Honda NSF - Tsingtao Racing				
IDEAL LAP TIME : 1:50.275		BEST LAP TIME : 1:50.275				DIFFERENCE : 0.000						
LAP	SECTOR 1	SECTOR 2		SECTOR 3		SECTOR 4		LAP TIME	MPH	DIFF	TIME OF DAY	
1-	OUTLAP	107.8	32.579	92.0	26.357	100.6	31.250	104.8			12:53:37.287	
2-	28.258	110.1	31.390	92.9	26.886	99.7	31.618	105.8	1:58.152	82.02	7.877	12:55:35.439
3-	28.110	110.0	32.058	93.4	44.436	88.5	IN PIT		2:26.082	P	66.34	12:58:01.521
4-	OUTLAP	107.3	31.763	91.9	22.272	102.2	31.133	104.5	5:51.350	27.58	4:01.075	13:03:52.871
5-	29.452	105.1	33.733	86.3	23.773	101.3	31.498	106.0	1:58.456	81.81	8.181	13:05:51.327
6-	27.959	112.0	31.069	94.2	21.832	104.2	30.451	108.0	1:51.311	(3)	1.036	13:07:42.638
7-	27.808	113.5	31.533	91.8	21.961	104.5	IN PIT		1:57.759	P	82.29	13:09:40.397
8-	OUTLAP	109.2	32.245	91.5	22.988	101.9	31.063	106.0	2:09.486	74.84	19.211	13:11:49.883
9-	27.743	111.4	31.108	93.2	21.853	103.4	30.525	106.5	1:51.229	(2)	0.954	13:13:41.112
10-	27.542	111.1	30.765	92.9	21.640	102.7	30.328	106.1	1:50.275 (1)	87.88		13:15:31.387

P22		56 S		Charlie ATKINS				Honda NSF - Wilson Racing				
IDEAL LAP TIME : 1:50.469		BEST LAP TIME : 1:50.642				DIFFERENCE : 0.173						
LAP	SECTOR 1	SECTOR 2		SECTOR 3		SECTOR 4		LAP TIME	MPH	DIFF	TIME OF DAY	
1-	OUTLAP	98.2	34.776	91.8	23.109	101.5	32.126	105.6			12:52:48.272	
2-	28.777	110.3	31.760	92.6	22.393	103.5	31.782	107.8	1:54.712	84.48	4.070	12:54:42.984
3-	28.936	109.8	34.266	78.5	31.887	85.2	31.868	108.7	2:06.957	76.33	16.315	12:56:49.941
4-	28.869	106.3	32.409	91.0	23.296	99.2	IN PIT		2:02.339	P	79.21	12:58:52.280
5-	OUTLAP	76.2	36.159	91.9	22.538	102.9	30.814	107.7	2:30.198	64.52	39.556	13:01:22.478
6-	28.280	111.2	31.993	89.7	22.301	103.0	31.271	108.9	1:53.845	85.12	3.203	13:03:16.323
7-	28.095	110.1	30.871	93.7	21.857	104.2	30.525	107.8	1:51.348	(3)	0.706	13:05:07.671
8-	28.335	110.9	30.967	93.4	21.752	104.5	30.555	107.5	1:51.609	86.83	0.967	13:06:59.280
9-	28.024	107.0	30.902	93.7	21.750	105.3	30.541	108.2	1:51.217	(2)	0.575	13:08:50.497
10-	28.890	106.5	30.904	92.9	22.334	104.0	34.443	108.4	1:56.571	83.13	5.929	13:10:47.068
11-	27.851	112.7	30.884	93.8	31.685	69.6	31.909	107.5	2:02.329	79.22	11.687	13:12:49.397
12-	28.062	112.2	31.464	82.0	31.190	89.9	31.550	108.7	2:02.266	79.26	11.624	13:14:51.663
13-	28.024	112.5	30.484	93.9	21.695	103.0	30.439	108.2	1:50.642 (1)	87.59		13:16:42.305

P23		13 S		Jacob CLARK				Honda NSF - Wilson Racing				
IDEAL LAP TIME : 1:50.779		BEST LAP TIME : 1:50.898				DIFFERENCE : 0.119						
LAP	SECTOR 1	SECTOR 2		SECTOR 3		SECTOR 4		LAP TIME	MPH	DIFF	TIME OF DAY	
1-	OUTLAP	106.5	33.036	91.5	22.949	101.6	31.861	104.6			12:53:00.930	
2-	28.726	108.5	31.932	91.8	22.212	101.6	31.603	104.8	1:54.473	84.66	3.575	12:54:55.403
3-	28.550	109.2	31.565	91.0	22.449	101.8	31.601	106.1	1:54.165	84.88	3.267	12:56:49.568
4-	28.204	109.2	31.225	90.9	21.995	101.0	31.464	104.5	1:52.888	85.84	1.990	12:58:42.456
5-	29.111	108.0	32.658	81.8	23.433	100.7	IN PIT		2:02.680	P	78.99	13:00:45.136
6-	OUTLAP	112.0	32.303	91.0	22.303	104.0	30.877	108.2	2:31.459	63.98	40.561	13:03:16.595
7-	27.897	111.4	31.238	92.4	21.841	102.7	30.961	105.1	1:51.937	(2)	1.039	13:05:08.532
8-	27.963	110.5	31.192	93.0	22.784	101.5	31.381	103.2	1:53.320	85.52	2.422	13:07:01.852
9-	29.008	104.5	32.904	86.4	22.807	98.5	IN PIT		2:01.561	P	79.72	13:09:03.413

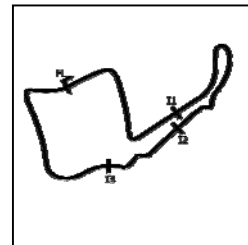
Weather / Track : Sunny / Dry

Oulton Park International
Circuit Length = 2.6920 miles
Start: 12:50 Flag 13:15 End: 13:17

2018 Bennetts British Superbike Championship - Round 3

2018 HEL Performance British Motostar Championship

QUALIFYING - SECTOR ANALYSIS



SECTOR 1 = FL to I1, SECTOR 2 = I1 to I2 SECTOR 3 = I2 to I3, SECTOR 4 = I3 to FL, DIFF = Difference To Personal Best Lap, P = Crossed Finish Line in Pit Lane, D = Time Disallowed

10 -	OUTLAP	109.6	31.408	91.6	22.490	97.5	32.004	104.6	2:28.832	65.11	37.934	13:11:32.245
11 -	28.304	109.8	31.171	92.9	22.091	102.9	30.897	105.0	1:52.463 (3)	86.17	1.565	13:13:24.708
12 -	27.563	112.7	30.716	93.8	21.960	101.5	30.659	106.8	1:50.898 (1)	87.38		13:15:15.606

P24 95 S		Ross TURNER				Honda NSF - RedRat Racing						
IDEAL LAP TIME : 1:51.212		BEST LAP TIME : 1:51.345				DIFFERENCE : 0.133						
LAP	SECTOR 1	SECTOR 2	SECTOR 3	SECTOR 4	LAP TIME	MPH	DIFF	TIME OF DAY				
1 -	OUTLAP	105.1	33.240	89.0	23.048	98.3	31.636	103.5				12:52:39.468
2 -	28.910	107.8	33.179	90.9	22.288	100.6	31.105	104.3	1:55.482	83.92	4.137	12:54:34.950
3 -	29.620	107.3	31.994	89.9	22.276	99.5	30.876	104.3	1:54.766	84.44	3.421	12:56:29.716
4 -	28.641	108.0	31.271	90.9	21.947	101.9	30.465	104.3	1:52.324	86.27	0.979	12:58:22.040
5 -	28.307	108.0	31.142	91.3	22.074	100.7	30.625	104.6	1:52.148 (3)	86.41	0.803	13:00:14.188
6 -	28.465	106.5	32.079	90.4	22.119	100.3	IN PIT		2:01.256 P	79.92	9.911	13:02:15.444
7 -	OUTLAP	106.1	31.969	89.5	21.979	102.1	33.027	98.9	4:54.667	32.88	3:03.322	13:07:10.111
8 -	28.585	109.2	31.107	91.0	21.930	101.6	31.197	103.8	1:52.819	85.90	1.474	13:09:02.930
9 -	28.475	107.7	31.079	91.4	21.999	99.7	30.765	103.4	1:52.318	86.28	0.973	13:10:55.248
10 -	28.267	108.2	31.267	89.5	21.956	99.7	30.714	103.8	1:52.204	86.37	0.859	13:12:47.452
11 -	28.152	108.7	30.932	91.5	21.723	100.7	30.538	105.5	1:51.345 (1)	87.03		13:14:38.797
12 -	28.109	109.1	31.231	90.6	22.001	100.7	30.448	105.0	1:51.789 (2)	86.69	0.444	13:16:30.586

P25 69 S		Rhys IRWIN				Honda NSF - Motorcycling Ireland by Irwin Racing						
IDEAL LAP TIME : 1:50.743		BEST LAP TIME : 1:51.364				DIFFERENCE : 0.621						
LAP	SECTOR 1	SECTOR 2	SECTOR 3	SECTOR 4	LAP TIME	MPH	DIFF	TIME OF DAY				
1 -	OUTLAP	106.5	32.332	89.3	22.586	99.2	31.502	103.4				12:52:54.410
2 -	29.061	107.3	31.252	90.1	22.055	99.7	31.188	103.2	1:53.556	85.34	2.192	12:54:47.966
3 -	28.232	108.4	31.168	89.8	22.227	98.9	30.898	104.0	1:52.525	86.12	1.161	12:56:40.491
4 -	28.006	108.9	31.103	88.1	22.630	99.1	31.237	102.9	1:52.976	85.78	1.612	12:58:33.467
5 -	28.257	108.4	30.877	90.3	21.927	100.0	31.000	102.7	1:52.061	86.48	0.697	13:00:25.528
6 -	28.067	107.5	31.150	87.1	23.538	99.1	IN PIT		1:59.385 P	81.17	8.021	13:02:24.913
7 -	107.8	31.125	90.9	21.908	101.2	30.642	104.0	2:41.249	60.10	49.885		13:05:06.162
8 -	27.995	108.2	31.124	90.3	22.578	99.7	30.863	102.4	1:52.560	86.09	1.196	13:06:58.722
9 -	27.981	108.2	30.823	90.0	21.996	101.0	30.754	102.7	1:51.554 (2)	86.87	0.190	13:08:50.276
10 -	27.750	109.1	30.630	89.7	21.721	100.6	31.263	103.4	1:51.364 (1)	87.02		13:10:41.640
11 -	27.907	108.7	31.788	87.4	22.179	100.6	31.412	103.4	1:53.286	85.54	1.922	13:12:34.926
12 -	28.005	108.4	30.912	89.1	22.263	99.4	31.047	103.5	1:52.227	86.35	0.863	13:14:27.153
13 -	27.979	108.5	30.705	89.7	22.055	99.7	31.283	100.4	1:52.022 (3)	86.51	0.658	13:16:19.175

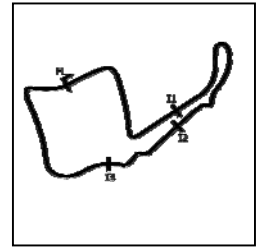
P26 20 S		Jack HART				Honda NSF - Wilson Racing						
IDEAL LAP TIME : 1:51.007		BEST LAP TIME : 1:51.385				DIFFERENCE : 0.378						
LAP	SECTOR 1	SECTOR 2	SECTOR 3	SECTOR 4	LAP TIME	MPH	DIFF	TIME OF DAY				
1 -	OUTLAP	108.5	32.823	92.6	22.595	103.4	31.465	106.3				12:53:40.125
2 -	28.471	112.2	31.809	94.3	22.353	101.8	32.131	107.3	1:54.764	84.44	3.379	12:55:34.889
3 -	28.598	110.9	31.612	94.6	21.983	104.3	31.170	108.5	1:53.363	85.48	1.978	12:57:28.252
4 -	27.702	113.5	31.018	94.3	22.024	104.3	30.840	108.2	1:51.584 (2)	86.85	0.199	12:59:19.836
5 -	28.122	113.9	30.966	95.1	22.001	104.3	30.628	107.5	1:51.717 (3)	86.74	0.332	13:01:11.553
6 -	28.878	109.8	32.474	95.0	22.033	104.2	IN PIT		2:00.655 P	80.32	9.270	13:03:12.208
7 -	OUTLAP	108.4	33.241	91.4	22.868	101.5	31.816	106.8	3:08.815	51.32	1:17.430	13:06:21.023
8 -	28.319	111.8	31.329	94.3	22.007	104.6	31.019	107.3	1:52.674	86.01	1.289	13:08:13.697
9 -	27.993	112.4	31.473	93.9	21.950	103.8	31.080	107.5	1:52.496	86.14	1.111	13:10:06.193
10 -	27.929	112.7	31.360	93.9	21.875	103.4	31.022	104.6	1:52.186	86.38	0.801	13:11:58.379
11 -	27.691	114.5	30.942	94.6	21.897	104.2	30.855	99.5	1:51.385 (1)	87.00		13:13:49.764
12 -	28.308	112.4	31.239	93.5	21.746	104.5	30.718	108.5	1:52.011	86.52	0.626	13:15:41.775

P27 50 S		Aditya BEHAL				Honda NSF - Microlise Cresswell Racing						
IDEAL LAP TIME : 1:51.559		BEST LAP TIME : 1:51.559				DIFFERENCE : 0.000						
LAP	SECTOR 1	SECTOR 2	SECTOR 3	SECTOR 4	LAP TIME	MPH	DIFF	TIME OF DAY				
1 -	OUTLAP	106.5	34.011	89.8	23.072	100.0	31.829	103.8				12:53:07.038
2 -	28.696	110.5	32.634	90.5	22.480	100.3	31.494	104.3	1:55.304	84.05	3.745	12:55:02.342
3 -	28.627	108.2	32.378	91.1	22.696	99.8	31.570	105.3	1:55.271	84.07	3.712	12:56:57.613
4 -	28.524	109.6	31.709	91.4	22.383	101.2	31.277	104.0	1:53.893	85.09	2.334	12:58:51.506

Weather / Track : Sunny / Dry

Oulton Park International
Circuit Length = 2.6920 miles
Start: 12:50 Flag 13:15 End: 13:17

QUALIFYING - SECTOR ANALYSIS



SECTOR 1 = FL to I1, SECTOR 2 = I1 to I2 SECTOR 3 = I2 to I3, SECTOR 4 = I3 to FL, DIFF = Difference To Personal Best Lap, P = Crossed Finish Line in Pit Lane, D = Time Disallowed

5 -	28.561	107.2	32.007	91.0	22.253	100.4	31.222	104.3	1:54.043	84.97	2.484	13:00:45.549
6 -	28.403	109.1	31.855	90.8	22.027	101.5	31.073	105.3	1:53.358 (2)	85.49	1.799	13:02:38.907
7 -	28.457	107.5	32.196	91.4	22.192	100.7	IN PIT		1:58.845 P	81.54	7.286	13:04:37.752
8 -	OUTLAP	107.2	32.260	89.4	22.226	101.2	31.224	102.4	3:48.502	42.41	1:56.943	13:08:26.254
9 -	28.800	108.9	31.615	90.1	22.060	100.9	30.927	104.3	1:53.402 (3)	85.45	1.843	13:10:19.656
10 -	27.979	110.3	31.592	90.1	22.314	97.8	IN PIT		1:58.192 P	81.99	6.633	13:12:17.848
11 -	OUTLAP	109.2	31.708	90.9	22.069	100.9	30.858	105.3	2:13.340	72.68	21.781	13:14:31.188
12 -	27.850	110.9	31.420	89.9	21.660	101.0	30.629	106.5	1:51.559 (1)	86.87		13:16:22.747

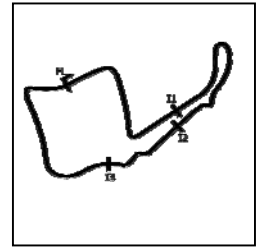
P28	48	Sharni PINFOLD						KTM - RS Racing				
IDEAL LAP TIME : 1:52.312			BEST LAP TIME : 1:52.395			DIFFERENCE : 0.083						
LAP	SECTOR 1	SECTOR 2	SECTOR 3	SECTOR 4	LAP TIME	MPH	DIFF	TIME OF DAY				
1 -	OUTLAP	112.4	34.817	93.9	23.684	101.9	32.329	110.1				12:52:10.526
2 -	28.684	115.3	32.863	95.7	22.582	106.6	31.534	108.7	1:55.663	83.78	3.268	12:54:06.189
3 -	28.234	114.9	32.545	93.3	22.298	105.8	31.399	110.7	1:54.476	84.65	2.081	12:56:00.665
4 -	28.455	114.5	32.434	94.1	22.286	106.0	31.082	109.4	1:54.257	84.82	1.862	12:57:54.922
5 -	28.508	114.5	32.242	94.2	22.881	97.2	IN PIT		2:03.009 P	78.78	10.614	12:59:57.931
6 -	OUTLAP	112.7	32.905	92.6	22.363	104.3	31.652	108.5	5:50.351	27.66	3:57.956	13:05:48.282
7 -	27.928	115.5	32.137	92.4	22.083	102.6	31.714	108.7	1:53.862	85.11	1.467	13:07:42.144
8 -	27.977	116.5	31.694	94.5	21.756	106.1	30.968	109.1	1:52.395 (1)	86.22		13:09:34.539
9 -	28.084	116.1	31.835	91.5	21.890	105.1	31.117	109.4	1:52.926 (3)	85.81	0.531	13:11:27.465
10 -	27.947	114.7	32.028	95.8	21.841	105.1	30.934	108.0	1:52.750 (2)	85.95	0.355	13:13:20.215

P29	17 S	Franco BOURNE						Honda NSF - Franco Bourne Racing				
IDEAL LAP TIME : 1:52.256			BEST LAP TIME : 1:52.485			DIFFERENCE : 0.229						
LAP	SECTOR 1	SECTOR 2	SECTOR 3	SECTOR 4	LAP TIME	MPH	DIFF	TIME OF DAY				
1 -	OUTLAP	107.0	33.964	90.6	22.772	100.4	32.105	104.5				12:54:05.196
2 -	28.694	108.5	32.480	90.1	22.487	99.5	31.465	104.3	1:55.126	84.17	2.641	12:56:00.322
3 -	28.819	107.8	32.725	90.6	22.372	101.5	31.423	104.3	1:55.339	84.02	2.854	12:57:55.661
4 -	28.827	108.5	32.132	90.9	22.355	100.7	31.643	103.7	1:54.957	84.30	2.472	12:59:50.618
5 -	28.676	108.4	31.686	90.3	22.174	100.0	31.127	104.3	1:53.663	85.26	1.178	13:01:44.281
6 -	28.169	109.6	31.661	90.3	21.964	100.4	31.139	103.4	1:52.933	85.81	0.448	13:03:37.214
7 -	28.404	108.5	31.376	91.1	21.909	100.0	31.353	102.9	1:53.042	85.73	0.557	13:05:30.256
8 -	28.382	108.0	31.325	90.1	22.085	101.2	31.009	104.0	1:52.801 (3)	85.91	0.316	13:07:23.057
9 -	28.043	110.0	31.533	90.3	21.879	100.9	31.030	104.2	1:52.485 (1)	86.15		13:09:15.542
10 -	28.116	109.2	31.336	90.3	21.885	100.3	31.186	104.0	1:52.523 (2)	86.12	0.038	13:11:08.065
11 -	28.761	106.3	33.223	89.1	31.862	95.1	IN PIT		2:13.431 P	72.63	20.946	13:13:21.496
12 -	OUTLAP	108.9	31.734	90.3	22.460	100.3	31.115	105.3	2:39.071	60.92	46.586	13:16:00.567

P30	3	Ian LOUGHER						Honda - Team ILR				
IDEAL LAP TIME : 1:53.168			BEST LAP TIME : 1:53.356			DIFFERENCE : 0.188						
LAP	SECTOR 1	SECTOR 2	SECTOR 3	SECTOR 4	LAP TIME	MPH	DIFF	TIME OF DAY				
1 -	OUTLAP	100.3	35.920	83.5	24.820	93.8	32.478	104.0				12:53:51.136
2 -	29.821	108.4	33.108	88.3	24.078	101.0	31.468	104.8	1:58.475	81.80	5.119	12:55:49.611
3 -	28.637	110.1	31.722	90.3	22.492	101.3	31.244	104.3	1:54.095 (3)	84.94	0.739	12:57:43.706
4 -	28.774	108.9	31.575	89.9	22.591	100.0	31.367	104.6	1:54.307	84.78	0.951	12:59:38.013
5 -	28.346	106.6	31.614	90.3	22.430	99.8	31.007	104.5	1:53.397 (2)	85.46	0.041	13:01:31.410
6 -	28.354	108.4	31.648	89.3	22.240	100.3	31.114	104.3	1:53.356 (1)	85.49		13:03:24.766
7 -	29.445	97.8	33.860	86.0	23.319	97.3	IN PIT		2:07.726 P	75.87	14.370	13:05:32.492
8 -	OUTLAP	103.2	36.116	85.1	23.723	99.5	31.697	103.7	6:00.157	26.90	4:06.801	13:11:32.649

P31	21 S	Daniel BROOKS						Honda NSF - Daniel Brooks Racing				
IDEAL LAP TIME : 1:52.932			BEST LAP TIME : 1:53.368			DIFFERENCE : 0.436						
LAP	SECTOR 1	SECTOR 2	SECTOR 3	SECTOR 4	LAP TIME	MPH	DIFF	TIME OF DAY				
1 -	OUTLAP	98.3	36.907	86.2	23.403	95.8	32.892	99.4				12:53:54.949
2 -	29.521	104.6	33.068	89.4	23.003	98.8	31.478	102.9	1:57.070	82.78	3.702	12:55:52.019
3 -	28.961	106.6	32.450	89.2	22.400	99.2	31.670	101.8	1:55.481	83.92	2.113	12:57:47.500
4 -	28.896	105.5	32.359	89.7	22.355	98.2	31.608	102.1	1:55.218	84.11	1.850	12:59:42.718
5 -	28.701	106.1	32.165	90.3	22.466	98.2	31.091	101.5	1:54.423	84.69	1.055	13:01:37.141
6 -	29.719	104.5	32.649	88.1	22.757	95.0	IN PIT		2:04.001 P	78.15	10.633	13:03:41.142

QUALIFYING - SECTOR ANALYSIS



SECTOR 1 = FL to I1, SECTOR 2 = I1 to I2 SECTOR 3 = I2 to I3, SECTOR 4 = I3 to FL, DIFF = Difference To Personal Best Lap, P = Crossed Finish Line in Pit Lane, D = Time Disallowed

7 -	OUTLAP	104.0	32.187	88.6	22.416	97.8	31.676	102.6	4:00.870	40.23	2:07.502	13:07:42.012
8 -	28.187	107.8	32.106	89.8	22.030	100.3	31.349	102.2	1:53.672 (3)	85.25	0.304	13:09:35.684
9 -	28.461	106.6	31.704	89.9	22.156	98.8	31.288	102.1	1:53.609 (2)	85.30	0.241	13:11:29.293
10 -	28.270	107.2	31.793	89.8	22.274	98.9	31.031	102.4	1:53.368 (1)	85.48		13:13:22.661
11 -	28.573	107.0	31.684	90.0	22.372	100.1	31.145	104.3	1:53.774	85.18	0.406	13:15:16.435

P32	66 S	Annabel THOMAS	Honda NSF - Four Anjels Racing									
IDEAL LAP TIME : 1:53.119		BEST LAP TIME : 1:53.554		DIFFERENCE : 0.435								

LAP	SECTOR 1	SECTOR 2	SECTOR 3	SECTOR 4	LAP TIME	MPH	DIFF	TIME OF DAY				
1 -	OUTLAP	105.1	34.033	87.7	23.375	98.2	32.529	102.7				12:53:01.589
2 -	28.751	108.5	32.184	89.5	22.811	100.3	31.468	104.5	1:55.214	84.11	1.660	12:54:56.803
3 -	28.815	108.5	31.945	88.6	22.703	99.1	31.275	103.7	1:54.738 (3)	84.46	1.184	12:56:51.541
4 -	28.340	108.9	32.200	89.0	22.792	99.2	32.779	101.2	1:56.111	83.46	2.557	12:58:47.652
5 -	28.528	108.4	32.156	88.7	22.818	96.1	IN PIT		2:05.547 P	77.19	11.993	13:00:53.199
6 -	OUTLAP	103.8	33.060	88.1	23.066	99.2	31.875	100.3	3:21.156	48.17	1:27.602	13:04:14.355
7 -	28.813	106.5	31.861	88.1	22.444	99.1	31.598	101.8	1:54.716 (2)	84.48	1.162	13:06:09.071
8 -	28.351	109.1	31.409	89.0	22.095	99.7	31.699	103.5	1:53.554 (1)	85.34		13:08:02.625
9 -	28.424	108.0	32.052	88.6	24.022	96.8	IN PIT		2:07.709 P	75.88	14.155	13:10:10.334
10 -	OUTLAP	106.1	32.330	88.0	22.521	99.1	31.699	103.2	3:31.429	45.83	1:37.875	13:13:41.763
11 -	29.307	108.2	32.051	87.3	22.827	98.6	31.531	102.2	1:55.716	83.75	2.162	13:15:37.479

P33	54	Sam BURMAN	KTM - TeamWNT / Burman Racing									
IDEAL LAP TIME : 1:52.847		BEST LAP TIME : 1:53.565		DIFFERENCE : 0.718								

LAP	SECTOR 1	SECTOR 2	SECTOR 3	SECTOR 4	LAP TIME	MPH	DIFF	TIME OF DAY				
1 -	OUTLAP	115.1	32.322	95.8	23.138	106.0	31.133	111.2				12:52:01.142
2 -	28.564	115.5	31.388	97.5	22.349	107.2	31.264	110.5	1:53.565 (1)	85.33		12:53:54.707
3 -	28.060	116.5	31.305	96.5	23.455	106.8	36.402	101.3	1:59.222 (2)	81.28	5.657	12:55:53.929
4 -	29.760	115.5	31.800	96.8	32.316	90.1	IN PIT		2:13.491 P	72.59	19.926	12:58:07.420
5 -	OUTLAP	114.1	32.650	96.1	23.359	106.6	31.597	111.6	4:30.154	35.87	2:36.589	13:02:37.574
6 -	28.738	113.9	33.067	95.7	23.509	105.8	IN PIT		2:04.159 P	78.05	10.594	13:04:41.733

P34	57 S	Josh HIATT	Honda NSF - SorryMate.com									
IDEAL LAP TIME : 1:53.960		BEST LAP TIME : 1:53.960		DIFFERENCE : 0.000								

LAP	SECTOR 1	SECTOR 2	SECTOR 3	SECTOR 4	LAP TIME	MPH	DIFF	TIME OF DAY				
1 -	OUTLAP	107.0	34.782	89.2	23.672	99.5	32.400	104.6				12:52:10.093
2 -	29.167	109.2	42.865	87.2	23.555	100.4	31.640	104.8	2:07.227	76.17	13.267	12:54:17.320
3 -	29.125	108.7	32.390	87.3	23.108	100.4	31.791	104.6	1:56.414	83.24	2.454	12:56:13.734
4 -	28.959	107.3	31.973	90.3	22.537	101.0	31.418	103.8	1:54.887 (2)	84.35	0.927	12:58:08.621
5 -	29.921	100.0	32.483	91.0	22.792	101.6	IN PIT		2:05.415 P	77.27	11.455	13:00:14.036
6 -	OUTLAP	108.4	32.926	89.9	23.271	101.8	IN PIT		3:00.074 P	53.81	1:06.114	13:03:14.110
7 -	OUTLAP	108.2	32.158	90.8	22.389	101.5	32.198	102.2	2:23.503	67.53	29.543	13:05:37.613
8 -	28.899	108.0	32.340	90.9	23.089	101.2	IN PIT		2:02.330 P	79.22	8.370	13:07:39.943
9 -	OUTLAP	107.3	32.659	88.4	22.590	100.7	31.690	104.0	2:35.013	62.51	41.053	13:10:14.956
10 -	28.628	109.2	31.757	91.1	22.225	101.2	31.350	103.7	1:53.960 (1)	85.04		13:12:08.916
11 -	29.204	108.9	32.096	90.6	23.287	100.1	31.446	104.2	1:56.033	83.52	2.073	13:14:04.949
12 -	28.657	109.4	31.997	91.3	22.893	100.1	31.513	105.3	1:55.060 (3)	84.22	1.100	13:16:00.009

P35	77 S	Sam LAFFINS	Honda NSF - Sam Laffins Racing / Team ILR									
IDEAL LAP TIME : 1:53.990		BEST LAP TIME : 1:54.451		DIFFERENCE : 0.461								

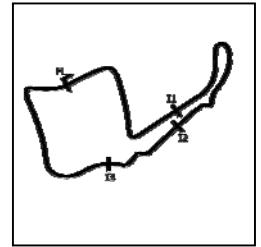
LAP	SECTOR 1	SECTOR 2	SECTOR 3	SECTOR 4	LAP TIME	MPH	DIFF	TIME OF DAY				
1 -	OUTLAP	102.1	34.350	85.9	23.905	96.9	32.560	100.1				12:53:05.793
2 -	29.579	105.6	32.839	88.1	22.897	99.1	31.646	102.6	1:56.961	82.85	2.510	12:55:02.754
3 -	29.054	106.1	32.497	88.4	22.822	97.6	31.715	103.0	1:56.088	83.48	1.637	12:56:58.842
4 -	29.374	106.8	31.747	87.4	22.714	97.3	IN PIT		2:02.481 P	79.12	8.030	12:59:01.323
5 -	OUTLAP	102.2	33.261	87.0	23.203	97.3	32.144	100.4	5:13.180	30.94	3:18.729	13:04:14.503
6 -	29.299	105.0	32.102	87.3	22.685	97.3	31.821	100.0	1:55.907	83.61	1.456	13:06:10.410
7 -	29.107	105.8	31.907	88.0	22.450	98.3	31.808	99.2	1:55.272 (3)	84.07	0.821	13:08:05.682
8 -	29.120	105.5	31.890	87.7	22.393	97.1	31.705	100.0	1:55.108 (2)	84.19	0.657	13:10:00.790
9 -	28.737	105.6	31.740	87.0	22.316	96.6	31.658	101.3	1:54.451 (1)	84.67		13:11:55.241
10 -	28.522	105.6	31.604	88.6	22.218	98.1	IN PIT		1:59.028 P	81.42	4.577	13:13:54.269

MCRCB BULLETIN TK074

2018 Bennetts British Superbike Championship - Round 3

2018 HEL Performance British Motostar Championship

QUALIFYING - SECTOR ANALYSIS



SECTOR 1 = FL to I1, SECTOR 2 = I1 to I2 SECTOR 3 = I2 to I3, SECTOR 4 = I3 to FL, DIFF = Difference To Personal Best Lap, P = Crossed Finish Line in Pit Lane, D = Time Disallowed

P36 16 S		Harvey CLARIDGE				Honda NSF - Nova Racing / SP125			
IDEAL LAP TIME : 1:55.780		BEST LAP TIME : 1:56.023				DIFFERENCE : 0.243			
LAP	SECTOR 1	SECTOR 2	SECTOR 3	SECTOR 4	LAP TIME	MPH	DIFF	TIME OF DAY	
1 -	OUTLAP	108.5	34.928	89.4	23.151	101.5	32.890	107.5	12:54:05.496
2 -	28.963	110.7	33.638	91.9	22.905	101.3	32.483	106.6	1:57.989 82.13 1.966 12:56:03.485
3 -	29.344	110.0	33.116	91.8	22.650	101.8	32.665	105.8	1:57.775 82.28 1.752 12:58:01.260
4 -	29.306	109.8	32.774	90.6	22.725	101.2	32.448	105.5	1:57.253 (3) 82.65 1.230 12:59:58.513
5 -	28.881	109.2	32.440	91.9	22.581	101.2	32.121	106.0	1:56.023 (1) 83.52 13:01:54.536
6 -	28.915	109.2	32.548	88.8	22.810	98.6	IN PIT		2:04.667 P 77.73 8.644 13:03:59.203
7 -	OUTLAP	109.6	32.490	91.0	22.873	101.9	32.428	104.8	3:20.132 48.42 1:24.109 13:07:19.335
8 -	28.868	110.9	32.657	90.5	22.472	101.5	32.354	106.1	1:56.351 (2) 83.29 0.328 13:09:15.686
9 -	29.498	108.2	33.840	89.9	23.109	100.4	33.014	105.5	1:59.461 81.12 3.438 13:11:15.147
10 -	28.747	109.6	33.259	91.5	22.668	100.6	IN PIT		2:04.948 P 77.56 8.925 13:13:20.095
11 -	OUTLAP	108.5	33.752	90.8	23.126	99.7	34.039	103.0	2:33.752 63.03 37.729 13:15:53.847

P37 18 S		Jodie FIELDHOUSE				Honda NSF - Go PINK Racing			
IDEAL LAP TIME : 1:57.951		BEST LAP TIME : 1:58.265				DIFFERENCE : 0.314			
LAP	SECTOR 1	SECTOR 2	SECTOR 3	SECTOR 4	LAP TIME	MPH	DIFF	TIME OF DAY	
1 -	OUTLAP	103.4	35.851	88.1	24.136	99.2	34.177	102.9	12:52:32.937
2 -	30.842	107.2	34.116	90.0	23.296	96.4	33.260	103.7	2:01.514 79.75 3.249 12:54:34.451
3 -	30.193	107.3	34.152	89.5	23.382	98.6	32.879	103.4	2:00.606 80.35 2.341 12:56:35.057
4 -	30.287	107.7	33.617	90.0	23.206	98.3	32.530	102.7	1:59.640 81.00 1.375 12:58:34.697
5 -	29.855	108.0	34.156	89.5	23.092	99.2	IN PIT		2:06.705 P 76.48 8.440 13:00:41.402
6 -	OUTLAP	105.6	33.938	88.8	23.728	100.3	32.417	104.3	2:38.047 61.31 39.782 13:03:19.449
7 -	29.990	108.5	33.551	90.4	23.123	98.5	32.482	103.8	1:59.146 (3) 81.33 0.881 13:05:18.595
8 -	30.089	107.8	33.752	89.0	22.935	99.7	IN PIT		2:04.705 P 77.71 6.440 13:07:23.300
9 -	OUTLAP	107.0	34.137	89.0	23.214	98.5	33.404	100.3	3:18.364 48.85 1:20.099 13:10:41.664
10 -	30.055	109.6	33.618	88.7	23.171	99.4	32.595	102.1	1:59.439 81.14 1.174 13:12:41.103
11 -	29.784	109.1	33.348	89.7	22.902	100.0	32.231	104.8	1:58.265 (1) 81.94 13:14:39.368
12 -	29.518	109.2	33.717	89.9	22.854	99.5	32.320	104.3	1:58.409 (2) 81.84 0.144 13:16:37.777

P38 44 S		Andrew SMYTH				Honda NSF - R Mullen			
IDEAL LAP TIME : 1:59.382		BEST LAP TIME : 1:59.687				DIFFERENCE : 0.305			
LAP	SECTOR 1	SECTOR 2	SECTOR 3	SECTOR 4	LAP TIME	MPH	DIFF	TIME OF DAY	
1 -	OUTLAP	102.6	37.433	87.2	24.693	96.5	34.573	99.1	12:52:52.195
2 -	31.381	104.6	35.000	88.6	24.341	97.5	33.602	99.5	2:04.324 77.95 4.637 12:54:56.519
3 -	30.391	105.1	34.318	88.5	23.875	96.9	33.186	102.9	2:01.770 79.58 2.083 12:56:58.289
4 -	30.009	102.7	34.394	87.6	24.188	96.8	33.628	100.0	2:02.219 79.29 2.532 12:59:00.508
5 -	30.324	103.7	34.315	87.9	23.652	96.6	32.939	99.1	2:01.230 79.94 1.543 13:01:01.738
6 -	29.983	104.5	34.000	88.0	23.650	96.8	32.968	100.4	2:00.601 80.35 0.914 13:03:02.339
7 -	30.030	102.2	34.027	85.3	23.356	96.9	32.977	99.1	2:00.390 (2) 80.49 0.703 13:05:02.729
8 -	30.096	103.5	34.168	87.4	23.581	96.4	33.301	98.9	2:01.146 79.99 1.459 13:07:03.875
9 -	29.732	105.3	34.101	87.9	23.705	97.5	IN PIT		2:06.307 P 76.72 6.620 13:09:10.182
10 -	OUTLAP	103.8	34.907	86.8	24.931	96.8	33.085	99.8	2:31.286 64.05 31.599 13:11:41.468
11 -	29.845	105.1	33.638	87.0	23.548	97.5	32.656	100.3	1:59.687 (1) 80.97 13:13:41.155
12 -	29.781	104.2	34.303	87.0	23.635	97.5	32.710	100.7	2:00.429 (3) 80.47 0.742 13:15:41.584

P39 35 S		Jeremy KNIGHT				Honda NSF - Jeremy Knight Racing			
IDEAL LAP TIME : 2:03.701		BEST LAP TIME : 2:04.581				DIFFERENCE : 0.880			
LAP	SECTOR 1	SECTOR 2	SECTOR 3	SECTOR 4	LAP TIME	MPH	DIFF	TIME OF DAY	
1 -	OUTLAP	94.3	37.590	84.5	24.799	91.5	35.677	96.1	12:54:28.085
2 -	32.148	98.9	36.484	85.5	24.054	93.8	34.767	98.1	2:07.453 (3) 76.03 2.872 12:56:35.538
3 -	31.234	102.2	35.133	86.7	24.148	94.6	34.607	98.9	2:05.122 (2) 77.45 0.541 12:58:40.660
4 -	31.592	101.6	34.810	85.2	24.032	94.9	34.147	97.8	2:04.581 (1) 77.79 13:00:45.241
5 -	30.777	102.6	34.958	85.8	23.967	94.1	IN PIT		2:10.529 P 74.24 5.948 13:02:55.770

Weather / Track : Sunny / Dry

Oulton Park International
 Circuit Length = 2.6920 miles
 Start: 12:50 Flag 13:15 End: 13:17

MCRCB BULLETIN TK075

2018 Bennetts British Superbike Championship - Round 3

2018 HEL Performance British Motostar Championship

QUALIFYING - BEST SECTORS

SECTOR 1				SECTOR 2				SECTOR 3				SECTOR 4				IDEAL / BEST COMPARISON		
POS	NO	NAME	TIME	NO	NAME	TIME	NO	NAME	TIME	NO	NAME	TIME	NO	NAME	IDEAL	BEST	DIFF	
															PERFECT LAP 1:43.737			
1	2	ARCHER	25.930	55	SCOTT	28.820	2	ARCHER	20.347	55	SCOTT	28.640	1	2	ARCHER	1:43.902	1:44.072	0.170
2	55	SCOTT	25.947	2	ARCHER	28.895	96	PAASCH	20.532	2	ARCHER	28.730	2	55	SCOTT	1:43.954	1:44.232	0.278
3	8	LODGE	26.171	12	RENDELL	29.134	55	SCOTT	20.547	79	STACEY	29.050	3	96	PAASCH	1:45.233	1:45.411	0.178
4	96	PAASCH	26.178	96	PAASCH	29.273	79	STACEY	20.749	6	TAYLOR	29.132	4	79	STACEY	1:45.319	1:45.363	0.044
5	79	STACEY	26.244	79	STACEY	29.276	64	DURHAM	20.823	64	DURHAM	29.145	5	64	DURHAM	1:45.763	1:46.424	0.661
6	64	DURHAM	26.345	34	DELVES	29.308	6	TAYLOR	20.827	8	LODGE	29.199	6	6	TAYLOR	1:45.873	1:46.205	0.332
7	6	TAYLOR	26.464	6	TAYLOR	29.450	12	RENDELL	20.829	14	NIXON	29.223	7	8	LODGE	1:45.917	1:46.010	0.093
8	14	NIXON	26.475	64	DURHAM	29.450	34	DELVES	20.839	96	PAASCH	29.250	8	34	DELVES	1:45.977	1:45.988	0.011
9	34	DELVES	26.559	97	TAYLOR	29.488	97	TAYLOR	20.851	34	DELVES	29.271	9	12	RENDELL	1:45.994	1:47.404	1.410
10	12	RENDELL	26.582	15	McMANUS	29.553	8	LODGE	20.864	15	McMANUS	29.292	10	15	McMANUS	1:46.372	1:46.519	0.147
11	28	HINDLE	26.606	8	LODGE	29.683	15	McMANUS	20.907	7	BEST	29.302	11	14	NIXON	1:46.507	1:47.031	0.524
12	15	McMANUS	26.620	91	RODRIGU	29.709	14	NIXON	20.959	12	RENDELL	29.449	12	97	TAYLOR	1:46.519	1:46.780	0.261
13	7	BEST	26.666	7	BEST	29.711	7	BEST	21.093	97	TAYLOR	29.478	13	7	BEST	1:46.772	1:47.176	0.404
14	97	TAYLOR	26.702	14	NIXON	29.850	28	HINDLE	21.142	28	HINDLE	29.934	14	91	RODRIGUEZ	1:47.837	1:48.067	0.230
15	91	RODRIGU	26.977	28	HINDLE	30.179	91	RODRIGU	21.195	91	RODRIGU	29.956	15	28	HINDLE	1:47.861	1:48.395	0.534
16	72	HORSMAN	27.089	72	HORSMAN	30.195	72	HORSMAN	21.328	47	SEABRIG	29.989	16	72	HORSMAN	1:48.636	1:49.000	0.364
17	47	SEABRIG	27.243	19	OGDEN	30.256	47	SEABRIG	21.328	72	HORSMAN	30.024	17	47	SEABRIGHT	1:48.920	1:49.296	0.376
18	19	OGDEN	27.253	47	SEABRIG	30.360	19	OGDEN	21.409	45	SWANN	30.272	18	19	OGDEN	1:49.207	1:49.729	0.522
19	45	SWANN	27.424	25	STRUDWI	30.388	45	SWANN	21.466	19	OGDEN	30.289	19	45	SWANN	1:49.627	1:49.871	0.244
20	25	STRUDWI	27.492	45	SWANN	30.465	25	STRUDWI	21.538	25	STRUDWI	30.304	20	25	STRUDWICK	1:49.722	1:50.207	0.485
21	89	MORETON	27.542	56	ATKINS	30.484	89	MORETON	21.640	89	MORETON	30.328	21	89	MORETON	1:50.275	1:50.275	0.000
22	13	CLARK	27.563	69	IRWIN	30.630	50	BEHAL	21.660	56	ATKINS	30.439	22	56	ATKINS	1:50.469	1:50.642	0.173
23	20	HART	27.691	13	CLARK	30.716	56	ATKINS	21.695	95	TURNER	30.448	23	69	IRWIN	1:50.743	1:51.364	0.621
24	69	IRWIN	27.750	89	MORETON	30.765	69	IRWIN	21.721	20	HART	30.628	24	13	CLARK	1:50.779	1:50.898	0.119
25	50	BEHAL	27.850	95	TURNER	30.932	95	TURNER	21.723	50	BEHAL	30.629	25	20	HART	1:51.007	1:51.385	0.378
26	56	ATKINS	27.851	20	HART	30.942	20	HART	21.746	69	IRWIN	30.642	26	95	TURNER	1:51.212	1:51.345	0.133
27	48	PINFOLD	27.928	54	BURMAN	31.305	48	PINFOLD	21.756	13	CLARK	30.659	27	50	BEHAL	1:51.559	1:51.559	0.000
28	17	BOURNE	28.043	17	BOURNE	31.325	13	CLARK	21.841	48	PINFOLD	30.934	28	17	BOURNE	1:52.256	1:52.485	0.229
29	54	BURMAN	28.060	66	THOMAS	31.409	17	BOURNE	21.879	3	LOUGHER	31.007	29	48	PINFOLD	1:52.312	1:52.395	0.083
30	95	TURNER	28.109	50	BEHAL	31.420	21	BROOKS	22.030	17	BOURNE	31.009	30	54	BURMAN	1:52.847	1:53.565	0.718
31	21	BROOKS	28.187	3	LOUGHER	31.575	66	THOMAS	22.095	21	BROOKS	31.031	31	21	BROOKS	1:52.932	1:53.368	0.436
32	66	THOMAS	28.340	77	LAFFINS	31.604	77	LAFFINS	22.218	54	BURMAN	31.133	32	66	THOMAS	1:53.119	1:53.554	0.435
33	3	LOUGHER	28.346	21	BROOKS	31.684	57	HIATT	22.225	66	THOMAS	31.275	33	3	LOUGHER	1:53.168	1:53.356	0.188
34	77	LAFFINS	28.522	48	PINFOLD	31.694	3	LOUGHER	22.240	57	HIATT	31.350	34	57	HIATT	1:53.960	1:53.960	0.000
35	57	HIATT	28.628	57	HIATT	31.757	54	BURMAN	22.349	77	LAFFINS	31.646	35	77	LAFFINS	1:53.990	1:54.451	0.461
36	16	CLARIDG	28.747	16	CLARIDG	32.440	16	CLARIDG	22.472	16	CLARIDG	32.121	36	16	CLARIDGE	1:55.780	1:56.023	0.243
37	18	FIELDHO	29.518	18	FIELDHO	33.348	18	FIELDHO	22.854	18	FIELDHO	32.231	37	18	FIELDHOUSE	1:57.951	1:58.265	0.314
38	44	SMYTH	29.732	44	SMYTH	33.638	44	SMYTH	23.356	44	SMYTH	32.656	38	44	SMYTH	1:59.382	1:59.687	0.305
39	35	KNIGHT	30.777	35	KNIGHT	34.810	35	KNIGHT	23.967	35	KNIGHT	34.147	39	35	KNIGHT	2:03.701	2:04.581	0.880

Weather / Track : Sunny / Dry

Oulton Park International
 Circuit Length = 2.6920 miles
 Start: 12:50 Flag 13:15 End: 13:17

Results can be found at www.tsl-timing.com

Printed - 13:19 Sunday, 06 May 2018

MCRCB BULLETIN TK076**2018 Bennetts British Superbike Championship - Round 3****2018 HEL Performance British Motostar Championship****QUALIFYING - BEST SPEEDS**

POS	INTERMEDIATE 1			INTERMEDIATE 2			INTERMEDIATE 3			FINISH LINE		
	NO	NAME	MPH	NO	NAME	MPH	NO	NAME	MPH	NO	NAME	MPH
1	2	ARCHER	121.1	6	TAYLOR	99.7	2	ARCHER	111.4	64	DURHAM	114.9
2	79	STACEY	120.6	14	NIXON	99.7	14	NIXON	111.1	2	ARCHER	114.7
3	14	NIXON	120.0	2	ARCHER	99.2	6	TAYLOR	110.9	6	TAYLOR	114.1
4	7	BEST	119.6	79	STACEY	98.9	79	STACEY	110.1	15	McMANUS	114.1
5	64	DURHAM	119.1	55	SCOTT	98.3	64	DURHAM	109.8	14	NIXON	114.1
6	55	SCOTT	118.7	15	McMANUS	98.1	28	HINDLE	109.6	79	STACEY	113.9
7	15	McMANUS	118.7	28	HINDLE	98.1	55	SCOTT	109.1	55	SCOTT	113.3
8	6	TAYLOR	118.5	64	DURHAM	97.9	8	LODGE	109.1	8	LODGE	113.3
9	8	LODGE	118.1	8	LODGE	97.6	15	McMANUS	108.9	7	BEST	112.4
10	96	PAASCH	117.3	54	BURMAN	97.5	7	BEST	108.5	34	DELVES	112.2
11	12	RENDELL	117.3	7	BEST	96.9	97	TAYLOR	107.3	28	HINDLE	112.2
12	28	HINDLE	116.9	97	TAYLOR	96.8	12	RENDELL	107.2	54	BURMAN	111.6
13	48	PINFOLD	116.5	96	PAASCH	96.0	54	BURMAN	107.2	12	RENDELL	111.2
14	54	BURMAN	116.5	34	DELVES	95.8	34	DELVES	107.0	96	PAASCH	111.1
15	97	TAYLOR	115.9	48	PINFOLD	95.8	96	PAASCH	106.8	97	TAYLOR	110.7
16	34	DELVES	115.3	20	HART	95.1	48	PINFOLD	106.6	48	PINFOLD	110.7
17	20	HART	114.5	12	RENDELL	94.7	56	ATKINS	105.3	56	ATKINS	108.9
18	91	RODRIGUEZ	114.1	89	MORETON	94.2	91	RODRIGUEZ	105.1	91	RODRIGUEZ	108.7
19	89	MORETON	113.5	91	RODRIGUEZ	94.1	20	HART	104.6	20	HART	108.5
20	72	HORSMAN	113.3	56	ATKINS	93.9	89	MORETON	104.5	72	HORSMAN	108.2
21	47	SEABRIGHT	112.9	13	CLARK	93.8	72	HORSMAN	104.3	13	CLARK	108.2
22	19	OGDEN	112.9	47	SEABRIGHT	93.5	47	SEABRIGHT	104.3	89	MORETON	108.0
23	56	ATKINS	112.7	72	HORSMAN	93.3	13	CLARK	104.0	47	SEABRIGHT	107.7
24	13	CLARK	112.7	19	OGDEN	93.3	25	STRUDWICK	103.4	16	CLARIDGE	107.5
25	25	STRUDWICK	112.0	25	STRUDWICK	92.8	19	OGDEN	102.4	19	OGDEN	106.8
26	45	SWANN	111.6	16	CLARIDGE	91.9	95	TURNER	102.1	25	STRUDWICK	106.6
27	50	BEHAL	110.9	45	SWANN	91.8	16	CLARIDGE	101.9	50	BEHAL	106.5
28	16	CLARIDGE	110.9	95	TURNER	91.5	57	HIATT	101.8	45	SWANN	105.6
29	3	LOUGHER	110.1	50	BEHAL	91.4	50	BEHAL	101.5	95	TURNER	105.5
30	17	BOURNE	110.0	57	HIATT	91.3	17	BOURNE	101.5	17	BOURNE	105.3
31	18	FIELDHOUSE	109.6	17	BOURNE	91.1	3	LOUGHER	101.3	57	HIATT	105.3
32	57	HIATT	109.4	69	IRWIN	90.9	45	SWANN	101.2	3	LOUGHER	104.8
33	95	TURNER	109.2	18	FIELDHOUSE	90.4	69	IRWIN	101.2	18	FIELDHOUSE	104.8
34	69	IRWIN	109.1	3	LOUGHER	90.3	21	BROOKS	100.3	66	THOMAS	104.5
35	66	THOMAS	109.1	21	BROOKS	90.3	66	THOMAS	100.3	21	BROOKS	104.3
36	21	BROOKS	107.8	66	THOMAS	89.5	18	FIELDHOUSE	100.3	69	IRWIN	104.0
37	77	LAFFINS	106.8	77	LAFFINS	88.6	77	LAFFINS	99.1	77	LAFFINS	103.0
38	44	SMYTH	105.3	44	SMYTH	88.6	44	SMYTH	97.5	44	SMYTH	102.9
39	35	KNIGHT	102.6	35	KNIGHT	86.7	35	KNIGHT	94.9	35	KNIGHT	98.9

Weather / Track : Sunny / Dry

Oulton Park International
Circuit Length = 2.6920 miles
Start: 12:50 Flag 13:15 End: 13:17

Results can be found at www.tsl-timing.com

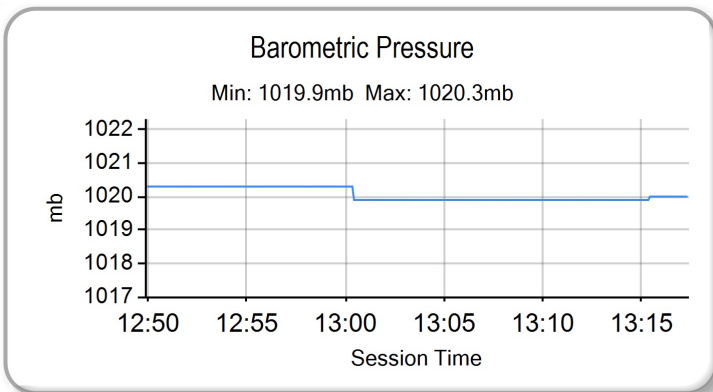
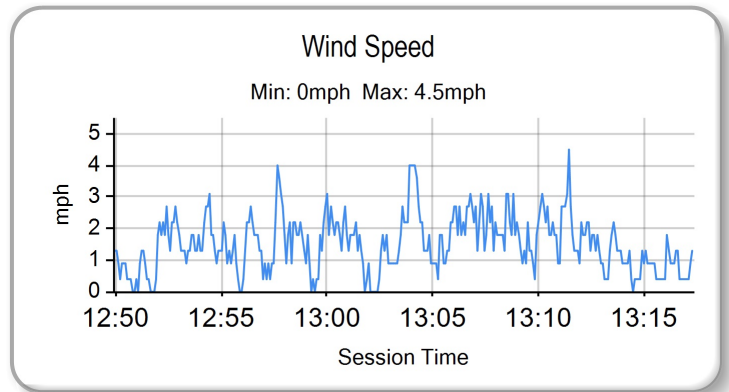
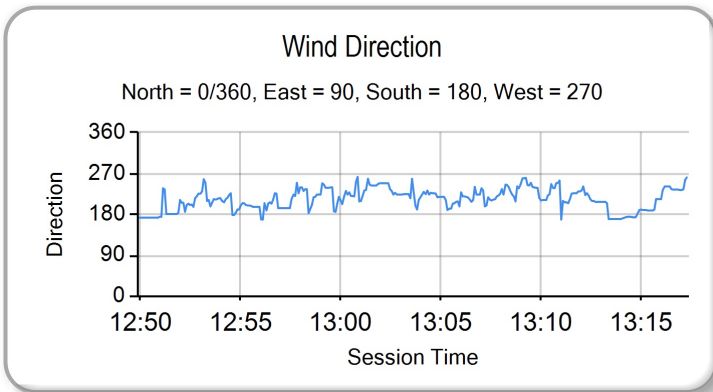
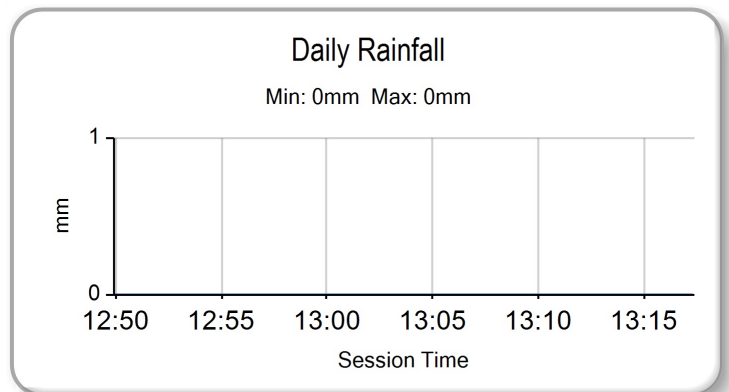
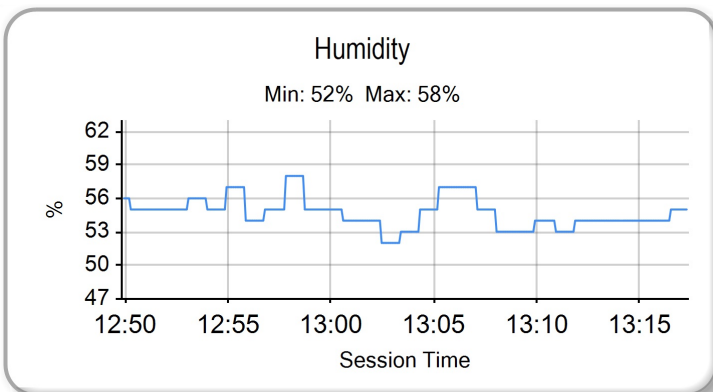
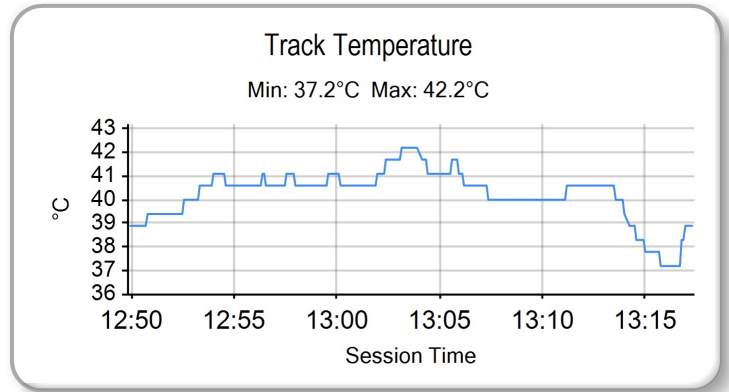
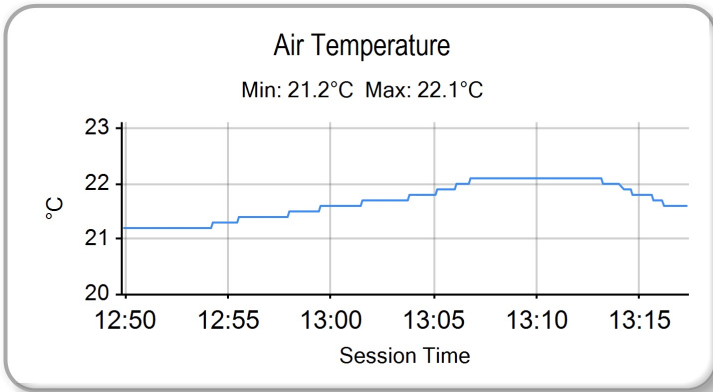
Printed - 13:19 Sunday, 06 May 2018

MCRCB BULLETIN TK077

2018 Bennetts British Superbike Championship - Round 3

2018 HEL Performance British Motostar Championship

QUALIFYING - WEATHER CONDITIONS



Weather / Track : Sunny / Dry

Results can be found at www.tsl-timing.com

Oulton Park International
Circuit Length = 2.6920 miles
Start: 12:50 Flag 13:15 End: 13:17

Printed - 13:20 Sunday, 06 May 2018



ROW 13	39	2:04.581	35	Jeremy KNIGHT	38	1:59.687	44	Andrew SMYTH	37	1:58.265	18	Jodie FIELDHOUSE
ROW 12	36	1:56.023	16	Harvey CLARIDGE	35	1:54.451	77	Sam LAFFINS	34	1:53.960	57	Josh HIATT
ROW 11	33	1:53.565	54	Sam BURMAN	32	1:53.554	66	Annabel THOMAS	31	1:53.368	21	Daniel BROOKS
ROW 10	30	1:53.356	3	Ian LOUGHER	29	1:52.485	17	Franco BOURNE	28	1:52.395	48	Sharni PINFOLD
ROW 9	27	1:51.559	50	Aditya BEHAL	26	1:51.385	20	Jack HART	25	1:51.364	69	Rhys IRWIN
ROW 8	24	1:51.345	95	Ross TURNER	23	1:50.898	13	Jacob CLARK	22	1:50.642	56	Charlie ATKINS
ROW 7	21	1:50.275	89	Taylor MORETON	20	1:50.207	25	Thomas STRUDWICK	19	1:49.871	45	Scott SWANN
ROW 6	18	1:49.729	19	Scott OGDEN	17	1:49.296	47	Fenton SEABRIGHT	16	1:49.000	72	Cameron HORSMAN
ROW 5	15	1:48.395	28	Lee HINDLE	14	1:48.067	91	Victor RODRIGUEZ	13	1:47.404	12	Edward RENDELL
ROW 4	12	1:47.176	7	Edmund BEST	11	1:47.031	14	Jack NIXON	10	1:46.780	97	Chris TAYLOR
ROW 3	9	1:46.519	15	Eugene McMANUS	8	1:46.424	64	Asher DURHAM	7	1:46.205	6	Taz TAYLOR
ROW 2	6	1:46.010	8	Elliot LODGE	5	1:45.988	34	Liam DELVES	4	1:45.411	96	Brandon PAASCH
ROW 1	3	1:45.363	79	Storm STACEY	2	1:44.232	55	Jack SCOTT	1	1:44.072	2	Jake ARCHER
Pole												

Oulton Park International
Circuit Length = 2.6920 miles

These results are provisional until the conclusion of any judicial and technical matters.

Race Director :	Stewards :	Timekeeper :
-----------------	------------	--------------

Results can be found at www.britishsuperbike.com

Printed - 13:21 Sunday, 06 May 2018



MCRCB BULLETIN TK106

2018 Bennetts British Superbike Championship - Round 3

2018 HEL Performance British Motostar Championship

RACE 2 - CLASSIFICATION



POS	NO	CL	PIC NAME	ENTRY	LAPS	TIME	GAP	DIFF	MPH	BEST	ON
1	2		Jake ARCHER	KTM - City Lifting / RS Racing	10	17:36.126			91.76	1:44.400	8
2	79		Storm STACEY	KTM - FPW Racing	10	17:43.195	7.069	7.069	91.15	1:44.969	4
3	64		Asher DURHAM	Mahindra - Microlise Cresswell Racing	10	17:43.277	7.151	0.082	91.14	1:45.305	5
4	12		Edward RENDELL	KTM FTR - Banks Racing	10	17:43.649	7.523	0.372	91.11	1:45.069	3
5	8*		Elliot LODGE	FTR - Spike Racing / SP125	10	17:50.501	14.375	6.852	90.53	1:45.389	3
6	55		Jack SCOTT	KTM - City Lifting / RS Racing	10	17:54.008	17.882	3.507	90.23	1:44.488	6
7	15		Eugene McMANUS	KTM - RS Racing	10	17:56.563	20.437	2.555	90.02	1:46.003	9
8	6		Taz TAYLOR	Kalex KTM - KCS / FPW Racing	10	17:56.664	20.538	0.101	90.01	1:46.071	9
9	34		Liam DELVES	DR-Moto - Stauff Connect Academy / Dr Moto	10	17:56.747	20.621	0.083	90.00	1:46.446	5
10	7		Edmund BEST	KTM - SymCirrus Motorsport	10	17:58.666	22.540	1.919	89.84	1:46.432	6
11	14		Jack NIXON	KTM - Santander Salt	10	18:11.405	35.279	12.739	88.79	1:46.959	5
12	91	S	Victor RODRIGUEZ	Honda NSF - GA Competition	10	18:11.610	35.484	0.205	88.77	1:48.092	2
13	28		Lee HINDLE	KTM - JH Motorsport	10	18:11.855	35.729	0.245	88.75	1:47.574	5
14	47	S	Fenton SEABRIGHT	Honda NSF - FHS	10	18:15.822	39.696	3.967	88.43	1:48.305	3
15	72	S	Cameron HORSMAN	Honda NSF - Nova / FAB Racing	10	18:16.266	40.140	0.444	88.40	1:48.247	5
16	19	S	Scott OGDEN	Honda NSF - Wilson Racing	10	18:22.622	46.496	6.356	87.89	1:48.754	6
17	89	S	Taylor MORETON	Honda NSF - Tsingtao Racing	10	18:24.767	48.641	2.145	87.72	1:49.325	9
18	25	S	Thomas STRUDWICK	Honda NSF - Case Moto Rapido Moto3	10	18:25.022	48.896	0.255	87.70	1:49.353	9
19	56	S	Charlie ATKINS	Honda NSF - Wilson Racing	10	18:26.098	49.972	1.076	87.61	1:49.261	9
20	45	S	Scott SWANN	Honda NSF - Swann Racing	10	18:33.295	57.169	7.197	87.05	1:49.923	6
21	13	S	Jacob CLARK	Honda NSF - Wilson Racing	10	18:45.882	1:09.756	12.587	86.07	1:50.325	8
22	50	S	Aditya BEHAL	Honda NSF - Microlise Cresswell Racing	10	18:45.969	1:09.843	0.087	86.07	1:51.293	3
23	69	S	Rhys IRWIN	Honda NSF - Motorcycling Ireland by Irwin Racing	10	18:46.281	1:10.155	0.312	86.04	1:51.122	3
24	95	S	Ross TURNER	Honda NSF - RedRat Racing	10	18:46.752	1:10.626	0.471	86.01	1:50.318	7
25	54		Sam BURMAN	KTM - TeamWNT / Burman Racing	10	18:50.160	1:14.034	3.408	85.75	1:50.496	9
26	77	S	Sam LAFFINS	Honda NSF - Sam Laffins Racing / Team ILR	10	18:59.233	1:23.107	9.073	85.06	1:51.872	9
27	17	S	Franco BOURNE	Honda NSF - Franco Bourne Racing	10	18:59.314	1:23.188	0.081	85.06	1:51.950	7
28	3		Ian LOUGHER	Honda - Team ILR	10	18:59.783	1:23.657	0.469	85.02	1:52.034	9
29	21	S	Daniel BROOKS	Honda NSF - Daniel Brooks Racing	10	19:02.009	1:25.883	2.226	84.86	1:52.165	7
30	48		Sharni PINFOLD	KTM - RS Racing	10	19:04.403	1:28.277	2.394	84.68	1:52.326	10
31	57	S	Josh HIATT	Honda NSF - SorryMate.com	10	19:12.431	1:36.305	8.028	84.09	1:53.209	2
32	16	S	Harvey CLARIDGE	Honda NSF - Nova Racing / SP125	9	17:38.034	1 Lap	1 Lap	82.43	1:55.838	8
33	20	S	Jack HART	Honda NSF - Wilson Racing	9	17:38.907	1 Lap	0.873	82.36	1:51.688	9
34	18	S	Jodie FIELDHOUSE	Honda NSF - Go PINK Racing	9	17:44.383	1 Lap	5.476	81.94	1:56.852	6
35	44	S	Andrew SMYTH	Honda NSF - R Mullen	9	18:29.826	1 Lap	45.443	78.59	2:01.469	2

NOT CLASSIFIED

DNF	97		Chris TAYLOR	Mahindra - Microlise Cresswell Racing	7	12:39.819	3 Laps	2 Laps	89.28	1:46.866	6
DNF	96		Brandon PAASCH	Mahindra - Microlise Cresswell Racing	7	12:59.502	3 Laps	19.683	87.02	1:45.737	2
DNF	66	S	Annabel THOMAS	Honda NSF - Four Anjels Racing	1	2:05.125	9 Laps	6 Laps	77.45		

FASTEST LAP

	2		Jake ARCHER	KTM - City Lifting / RS Racing	8	1:44.400			92.82 mph	149.39 kph	
	91	S	Victor RODRIGUEZ	Honda NSF - GA Competition	2	1:48.092			89.65 mph	144.29 kph	

Teams performance on grid still poor. Please work to Bulletin 4.

* #8 - 2 second penalty - cut course T10-T12

Weather / Track : Sunny / Dry

These results are provisional until the conclusion of any judicial and technical matters.

Oulton Park International
Circuit Length = 2.6920 miles
Start: 15:49 Flag 16:07 End: 16:09

Race Director :	Stewards :	Timekeeper :
-----------------	------------	--------------

Results can be found at www.britishsuperbike.com

Printed - 16:13 Sunday, 06 May 2018



MCRCB BULLETIN TK107

2018 Bennetts British Superbike Championship - Round 3

2018 HEL Performance British Motostar Championship

RACE 2 - LAP CHART

64	7.310	1:46.119	3	1:23.657	1:52.546
79	7.379	1:46.087	21	1:25.883	1:53.971
12	8.861	1:46.551	48	1:28.277	1:52.326
8	11.821	1:47.115	57	1:36.305	1:55.044
55	13.360	1:51.523			
34	19.962	1:46.490			
15	20.102	1:46.003			
6	20.305	1:46.071			
7	21.774	1:47.057			
14	32.473	1:48.733			
91	32.989	1:48.188			
28	34.309	1:48.185			
47	37.267	1:49.437			
72	37.627	1:49.444			
44	1 Lap	2:02.576			
19	42.749	1:49.761			
25	45.429	1:49.353			
89	45.475	1:49.325			
56	46.615	1:49.261			
45	53.118	1:50.696			
95	1:03.743	1:51.249			
69	1:04.390	1:51.340			
50	1:04.447	1:51.631			
13	1:04.499	1:51.264			
54	1:08.480	1:50.496			
77	1:17.044	1:51.872			
17	1:17.308	1:52.268			
3	1:17.585	1:52.034			
21	1:18.386	1:52.345			
48	1:22.425	1:52.822			
57	1:27.735	1:55.054			

LAP 10 @ 16:07:35.888

NO	BEHIND	LAP TIME
2		1:46.474
16	1 Lap	1:57.310
20	1 Lap	1:51.688
79	7.069	1:46.164
64	7.151	1:46.315
12	7.523	1:45.136
18	1 Lap	1:57.751
8	12.375	1:47.028
55	17.882	1:50.996
15	20.437	1:46.809
6	20.538	1:46.707
34	20.621	1:47.133
7	22.540	1:47.240
14	35.279	1:49.280
91	35.484	1:48.969
28	35.729	1:47.894
47	39.696	1:48.903
72	40.140	1:48.987
19	46.496	1:50.221
89	48.641	1:49.640
25	48.896	1:49.941
56	49.972	1:49.831
44	1 Lap	2:01.927
45	57.169	1:50.525
13	1:09.756	1:51.731
50	1:09.843	1:51.870
69	1:10.155	1:52.239
95	1:10.626	1:53.357
54	1:14.034	1:52.028
77	1:23.107	1:52.537
17	1:23.188	1:52.354

Weather / Track : Sunny / Dry

Oulton Park International
Circuit Length = 2.6920 miles
Start: 15:49 Flag 16:07 End: 16:09

MCRCB BULLETIN TK108

2018 Bennetts British Superbike Championship - Round 3

2018 HEL Performance British Motostar Championship

RACE 2 - POSITION CHART

No	Name	Lap										
		Pos	1	2	3	4	5	6	7	8	9	10
2	ARCHER	1	2	2	2	2	2	2	55	2	2	2
55	SCOTT	2	55	55	55	55	55	55	2	64	64	79
79	STACEY	3	79	79	79	79	79	79	79	79	79	64
96	PAASCH	4	64	64	64	64	64	64	64	55	12	12
34	DELVES	5	96	96	96	96	12	12	12	12	8	8
8	LODGE	6	8	8	8	12	96	8	8	8	55	55
6	TAYLOR	7	7	12	12	8	8	96	15	34	34	15
64	DURHAM	8	6	7	7	15	15	15	34	15	15	6
15	McMANUS	9	12	6	15	7	34	34	7	6	6	34
97	TAYLOR	10	34	15	6	34	7	7	6	7	7	7
14	NIXON	11	15	14	34	6	6	6	97	14	14	14
7	BEST	12	97	34	14	14	14	14	14	91	91	91
12	RENDELL	13	14	97	97	97	97	97	91	28	28	28
91	RODRIGUEZ	14	28	28	28	28	28	91	28	47	47	47
28	HINDLE	15	91	91	91	91	91	28	72	72	72	72
72	HORSMAN	16	72	72	47	47	47	72	47	19	19	19
47	SEABRIGHT	17	47	47	72	72	72	47	19	25	25	89
19	OGDEN	18	19	19	19	19	19	19	25	89	89	25
45	SWANN	19	45	89	89	89	89	89	89	56	56	56
25	STRUDWICK	20	25	25	25	25	25	25	56	45	45	45
89	MORETON	21	89	45	45	45	45	45	96	95	95	13
56	ATKINS	22	56	56	56	56	56	56	45	50	69	50
13	CLARK	23	13	13	69	50	69	13	69	69	50	69
95	TURNER	24	50	69	50	69	50	69	50	13	13	95
69	IRWIN	25	95	50	13	95	13	50	95	54	54	54
20	HART	26	69	95	95	13	95	95	13	17	77	77
50	BEHAL	27	54	54	54	54	54	54	54	77	17	17
48	PINFOLD	28	3	21	48	48	48	77	17	3	3	3
17	BOURNE	29	21	3	21	17	17	17	77	21	21	21
3	LOUGHER	30	48	48	17	21	77	3	3	48	48	48
21	BROOKS	31	17	17	3	77	21	21	21	57	57	57
66	THOMAS	32	57	57	77	3	3	57	48	16	16	
54	BURMAN	33	77	77	57	57	57	48	57	18	20	
57	HIATT	34	66	16	16	16	16	16	16	20	18	
77	LAFFINS	35	16	18	18	18	18	18	18	44	44	
16	CLARIDGE	36	18	44	44	44	20	20	20			
18	FIELDHOUSE	37	44	20	20	20	44	44	44			
44	SMYTH	38	20									

Weather / Track : Sunny / Dry

Results can be found at www.tsl-timing.com

Oulton Park International
 Circuit Length = 2.6920 miles
 Start: 15:49 Flag 16:07 End: 16:09

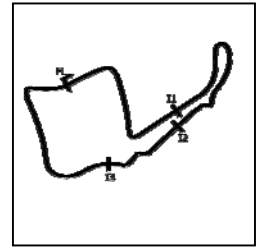
Printed - 16:15 Sunday, 06 May 2018

MCRCB BULLETIN TK109

2018 Bennetts British Superbike Championship - Round 3

2018 HEL Performance British Motostar Championship

RACE 2 - SECTOR ANALYSIS



SECTOR 1 = FL to I1, SECTOR 2 = I1 to I2 SECTOR 3 = I2 to I3, SECTOR 4 = I3 to FL, DIFF = Difference To Personal Best Lap, P = Crossed Finish Line in Pit Lane, D = Time Disallowed

P1		2		Jake ARCHER				KTM - City Lifting / RS Racing				
IDEAL LAP TIME : 1:44.273		BEST LAP TIME : 1:44.400		DIFFERENCE : 0.127								
LAP	SECTOR 1	SECTOR 2	SECTOR 3	SECTOR 4	LAP TIME	MPH	DIFF	TIME OF DAY				
1 -		117.9	29.614	98.2	20.673	109.2	28.980	112.5	1:49.962	88.13	5.562	15:51:49.724
2 -	26.436	118.1	29.405	98.5	20.569	109.6	29.054	112.7	1:45.464	91.89	1.064	15:53:35.188
3 -	26.372	116.9	29.599	97.8	20.518	109.4	28.910	112.5	1:45.399	91.94	0.999	15:55:20.587
4 -	26.175	118.9	29.218	97.9	20.488	109.6	28.851	112.5	1:44.732	92.53	0.332	15:57:05.319
5 -	26.137	119.4	29.160	97.8	20.560	109.2	28.832	113.7	1:44.689 (3)	92.57	0.289	15:58:50.008
6 -	26.079	119.6	29.239	97.9	20.504	109.4	28.819	113.3	1:44.641 (2)	92.61	0.241	16:00:34.649
7 -	26.063	120.0	29.153	98.2	20.429	110.0	29.954	113.5	1:45.599	91.77	1.199	16:02:20.248
8 -	26.153	119.4	29.000	98.5	20.391	109.1	28.856	112.9	1:44.400 (1)	92.82		16:04:04.648
9 -	26.130	118.9	29.263	97.3	20.552	110.0	28.821	113.5	1:44.766	92.50	0.366	16:05:49.414
10 -	26.230	119.4	29.422	96.5	20.645	108.0	30.177	90.5	1:46.474	91.02	2.074	16:07:35.888

P2		79		Storm STACEY				KTM - FPW Racing				
IDEAL LAP TIME : 1:44.849		BEST LAP TIME : 1:44.969		DIFFERENCE : 0.120								
LAP	SECTOR 1	SECTOR 2	SECTOR 3	SECTOR 4	LAP TIME	MPH	DIFF	TIME OF DAY				
1 -		118.5	29.650	98.5	20.804	108.9	28.884	113.7	1:50.395	87.78	5.426	15:51:50.157
2 -	26.457	115.3	29.405	98.6	20.700	109.8	28.863	114.3	1:45.425 (2)	91.92	0.456	15:53:35.582
3 -	26.313	118.9	29.650	97.6	21.011	109.4	28.935	113.3	1:45.909	91.50	0.940	15:55:21.491
4 -	26.222	118.3	29.107	98.1	20.657	109.1	28.983	112.7	1:44.969 (1)	92.32		15:57:06.460
5 -	26.579	117.1	29.285	97.8	20.740	109.1	29.146	113.1	1:45.750 (3)	91.64	0.781	15:58:52.210
6 -	26.538	118.3	29.261	97.8	20.895	106.6	29.115	113.3	1:45.809	91.59	0.840	16:00:38.019
7 -	26.454	118.3	29.373	97.8	20.697	108.5	29.250	113.3	1:45.774	91.62	0.805	16:02:23.793
8 -	26.718	117.9	29.768	98.6	20.869	110.0	29.558	114.3	1:46.913	90.64	1.944	16:04:10.706
9 -	26.474	120.0	29.509	98.5	20.885	110.0	29.219	112.5	1:46.087	91.35	1.118	16:05:56.793
10 -	26.638	114.9	29.516	98.5	20.926	108.9	29.084	112.2	1:46.164	91.28	1.195	16:07:42.957

P3		64		Asher DURHAM				Mahindra - Microlise Cresswell Racing				
IDEAL LAP TIME : 1:44.955		BEST LAP TIME : 1:45.305		DIFFERENCE : 0.350								
LAP	SECTOR 1	SECTOR 2	SECTOR 3	SECTOR 4	LAP TIME	MPH	DIFF	TIME OF DAY				
1 -		119.6	29.870	95.3	20.839	108.9	29.071	113.3	1:51.139	87.19	5.834	15:51:50.901
2 -	26.436	117.5	29.468	97.9	20.703	109.1	28.910	113.1	1:45.517 (3)	91.84	0.212	15:53:36.418
3 -	26.240	118.7	29.464	96.9	20.802	108.9	29.036	113.7	1:45.542	91.82	0.237	15:55:21.960
4 -	26.093	119.4	29.249	97.1	20.851	108.2	29.151	112.7	1:45.344 (2)	91.99	0.039	15:57:07.304
5 -	26.253	119.4	29.381	96.2	20.734	108.7	28.937	113.7	1:45.305 (1)	92.03		15:58:52.609
6 -	26.241	120.0	29.481	97.5	20.836	108.9	29.075	114.5	1:45.633	91.74	0.328	16:00:38.242
7 -	26.309	118.9	29.676	96.5	20.861	109.2	29.000	114.1	1:45.846	91.56	0.541	16:02:24.088
8 -	26.491	118.7	29.620	96.8	20.824	108.7	29.582	112.9	1:46.517	90.98	1.212	16:04:10.605
9 -	26.449	118.3	29.595	97.1	20.838	108.0	29.237	112.9	1:46.119	91.32	0.814	16:05:56.724
10 -	26.622	117.1	29.538	96.6	20.870	107.8	29.285	114.7	1:46.315	91.15	1.010	16:07:43.039

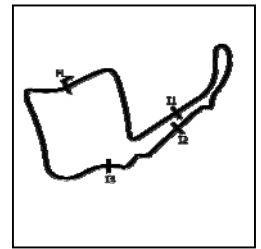
P4		12		Edward RENDELL				KTM FTR - Banks Racing				
IDEAL LAP TIME : 1:44.784		BEST LAP TIME : 1:45.069		DIFFERENCE : 0.285								
LAP	SECTOR 1	SECTOR 2	SECTOR 3	SECTOR 4	LAP TIME	MPH	DIFF	TIME OF DAY				
1 -		118.5	29.783	96.9	23.013	104.2	29.604	110.0	1:54.417	84.70	9.348	15:51:54.179
2 -	26.571	117.7	29.099	95.0	20.866	106.1	29.445	109.8	1:45.981	91.44	0.912	15:53:40.160
3 -	26.317	115.3	29.103	95.3	20.636	106.1	29.013	109.6	1:45.069 (1)	92.23		15:55:25.229
4 -	26.310	114.9	28.963	95.5	20.887	108.5	29.165	109.4	1:45.325	92.01	0.256	15:57:10.554
5 -	26.210	115.3	28.927	94.9	20.727	105.6	29.429	109.6	1:45.293	92.04	0.224	15:58:55.847
6 -	26.398	115.3	29.110	93.7	20.823	105.0	29.125	109.6	1:45.456	91.89	0.387	16:00:41.303
7 -	26.279	115.1	29.108	93.4	20.793	105.6	29.070	110.1	1:45.250	92.07	0.181	16:02:26.553
8 -	26.414	114.7	29.071	95.7	20.634	106.1	29.052	111.4	1:45.171 (3)	92.14	0.102	16:04:11.724
9 -	27.099	105.6	29.380	94.9	20.769	104.5	29.303	109.2	1:46.551	90.95	1.482	16:05:58.275
10 -	26.433	114.3	28.973	95.7	20.665	106.6	29.065	110.5	1:45.136 (2)	92.17	0.067	16:07:43.411

P5		8		Elliot LODGE				FTR - Spike Racing / SP125			
IDEAL LAP TIME : 1:45.248		BEST LAP TIME : 1:45.389		DIFFERENCE : 0.141							
LAP	SECTOR 1	SECTOR 2	SECTOR 3	SECTOR 4	LAP TIME	MPH	DIFF	TIME OF DAY			

Weather / Track : Sunny / Dry

Oulton Park International
Circuit Length = 2.6920 miles
Start: 15:49 Flag 16:07 End: 16:09

RACE 2 - SECTOR ANALYSIS



SECTOR 1 = FL to I1, SECTOR 2 = I1 to I2 SECTOR 3 = I2 to I3, SECTOR 4 = I3 to FL, DIFF = Difference To Personal Best Lap, P = Crossed Finish Line in Pit Lane, D = Time Disallowed

1 -	117.9	30.378	97.8	22.281	107.2	29.361	111.6	1:53.325	85.51	7.936	15:51:53.087		
2 -	26.462	118.1	29.392	97.5	20.916	108.2	29.260	112.5	1:46.030	91.40	0.641	15:53:39.117	
3 -	26.249	118.1	29.345	96.2	20.767	108.7	29.028	112.5	1:45.389 (1)	91.95		15:55:24.506	
4 -	26.356	117.7	29.535	96.6	20.899	108.5	29.432	113.9	1:46.222	91.23	0.833	15:57:10.728	
5 -	26.342	119.1	29.234	97.1	20.784	109.1	29.136	113.3	1:45.496	(2)	91.86	0.107	15:58:56.224
6 -	26.219	120.0	29.583	96.6	20.923	109.6	29.536	111.4	1:46.261	91.20	0.872	16:00:42.485	
7 -	26.260	118.7	29.372	96.0	20.820	108.5	29.143	112.7	1:45.595	(3)	91.77	0.206	16:02:28.080
8 -	26.240	117.9	29.601	96.9	20.948	108.2	29.251	113.1	1:46.040	91.39	0.651	16:04:14.120	
9 -	26.592	117.3	29.833	96.0	21.129	107.8	29.561	112.2	1:47.115	90.47	1.726	16:06:01.235	
10 -	26.594	116.9	29.596	96.0	20.985	106.3	29.853	111.2	1:47.028	90.54	1.639	16:07:48.263	

P6	55	Jack SCOTT					KTM - City Lifting / RS Racing						
IDEAL LAP TIME : 1:44.326		BEST LAP TIME : 1:44.488			DIFFERENCE : 0.162								
LAP	SECTOR 1	SECTOR 2	SECTOR 3	SECTOR 4	LAP TIME	MPH	DIFF	TIME OF DAY					
1 -	116.9	29.517	97.8	20.767	108.7	28.985	112.7	1:50.251	87.90	5.763	15:51:50.013		
2 -	26.227	117.9	29.487	97.1	20.699	109.4	29.069	112.7	1:45.482	91.87	0.994	15:53:35.495	
3 -	26.074	117.9	29.916	96.4	20.641	109.1	28.765	112.7	1:45.396	91.95	0.908	15:55:20.891	
4 -	26.037	118.7	29.241	97.5	20.530	109.1	28.739	113.5	1:44.547	(2)	92.69	0.059	15:57:05.438
5 -	26.206	117.5	29.187	96.9	20.666	108.5	28.808	112.9	1:44.867	(3)	92.41	0.379	15:58:50.305
6 -	26.073	118.1	29.041	97.9	20.509	109.6	28.865	113.5	1:44.488 (1)	92.75		16:00:34.793	
7 -	26.109	119.1	29.066	97.6	20.568	108.5	29.708	115.3	1:45.451	91.90	0.963	16:02:20.244	
8 -	26.311	118.9	29.175	96.5	24.347	104.3	31.174	106.3	1:51.007	87.30	6.519	16:04:11.251	
9 -	27.703	112.7	31.264	94.2	22.117	105.1	30.439	108.5	1:51.523	86.89	7.035	16:06:02.774	
10 -	27.962	112.5	31.171	95.3	21.625	105.1	30.238	106.5	1:50.996	87.31	6.508	16:07:53.770	

P7	15	Eugene McMANUS					KTM - RS Racing						
IDEAL LAP TIME : 1:46.003		BEST LAP TIME : 1:46.003			DIFFERENCE : 0.000								
LAP	SECTOR 1	SECTOR 2	SECTOR 3	SECTOR 4	LAP TIME	MPH	DIFF	TIME OF DAY					
1 -	120.6	30.519	97.8	22.090	108.2	29.748	115.7	1:54.664	84.51	8.661	15:51:54.426		
2 -	26.734	120.0	30.005	97.1	20.984	109.2	29.451	114.7	1:47.174	90.42	1.171	15:53:41.600	
3 -	26.556	120.0	29.702	97.3	20.959	109.2	29.679	113.1	1:46.896	90.66	0.893	15:55:28.496	
4 -	26.854	118.7	29.605	97.3	21.193	108.0	29.393	111.8	1:47.045	90.53	1.042	15:57:15.541	
5 -	26.722	118.7	29.679	97.2	20.934	107.7	29.510	112.5	1:46.845	90.70	0.842	15:59:02.386	
6 -	26.557	119.1	29.681	95.1	20.983	107.7	29.473	112.0	1:46.694	(2)	90.83	0.691	16:00:49.080
7 -	26.516	118.3	29.715	96.1	20.994	107.5	29.473	112.2	1:46.698	(3)	90.82	0.695	16:02:35.778
8 -	27.045	118.1	30.296	97.1	20.843	108.5	29.551	113.5	1:47.735	89.95	1.732	16:04:23.513	
9 -	26.438	119.6	29.442	96.6	20.786	108.2	29.337	112.7	1:46.003 (1)	91.42		16:06:09.516	
10 -	26.515	118.9	29.650	97.1	20.894	108.9	29.750	110.9	1:46.809	90.73	0.806	16:07:56.325	

P8	6	Taz TAYLOR					Kalex KTM - KCS / FPW Racing						
IDEAL LAP TIME : 1:45.857		BEST LAP TIME : 1:46.071			DIFFERENCE : 0.214								
LAP	SECTOR 1	SECTOR 2	SECTOR 3	SECTOR 4	LAP TIME	MPH	DIFF	TIME OF DAY					
1 -	119.4	30.589	98.2	22.016	107.7	29.853	112.5	1:54.339	84.75	8.268	15:51:54.101		
2 -	26.835	119.1	29.684	97.5	21.054	110.1	29.790	111.8	1:47.363	90.26	1.292	15:53:41.464	
3 -	26.985	118.7	29.648	98.1	20.925	110.3	29.627	112.7	1:47.185	90.41	1.114	15:55:28.649	
4 -	26.893	120.4	30.151	97.3	21.147	110.1	29.613	113.7	1:47.804	89.89	1.733	15:57:16.453	
5 -	26.780	120.0	29.645	97.6	21.076	110.5	29.478	113.3	1:46.979	90.59	0.908	15:59:03.432	
6 -	26.483	120.2	29.521	98.1	21.134	108.7	29.292	113.9	1:46.430	(2)	91.05	0.359	16:00:49.862
7 -	26.638	119.8	29.852	96.8	21.051	110.3	29.214	112.9	1:46.755	90.78	0.684	16:02:36.617	
8 -	26.583	118.1	30.013	97.6	21.010	108.7	29.425	112.9	1:47.031	90.54	0.960	16:04:23.648	
9 -	26.697	118.3	29.460	98.2	20.733	109.4	29.181	113.3	1:46.071 (1)	91.36		16:06:09.719	
10 -	26.584	118.3	29.590	97.2	20.855	110.1	29.678	112.0	1:46.707	(3)	90.82	0.636	16:07:56.426

P9	34	Liam DELVES					DR-Moto - Stauff Connect Academy / Dr Moto					
IDEAL LAP TIME : 1:46.232		BEST LAP TIME : 1:46.446			DIFFERENCE : 0.214							
LAP	SECTOR 1	SECTOR 2	SECTOR 3	SECTOR 4	LAP TIME	MPH	DIFF	TIME OF DAY				
1 -	117.7	30.563	96.0	21.712	105.5	29.813	112.0	1:54.578	84.58	8.132	15:51:54.340	
2 -	27.035	116.7	30.086	94.3	21.293	106.1	29.555	112.2	1:47.969	89.76	1.523	15:53:42.309
3 -	26.530	116.3	29.558	95.8	20.978	107.3	29.596	112.0	1:46.662	90.85	0.216	15:55:28.971
4 -	26.691	117.7	29.859	95.3	21.190	107.0	29.549	112.0	1:47.289	90.32	0.843	15:57:16.260

Weather / Track : Sunny / Dry

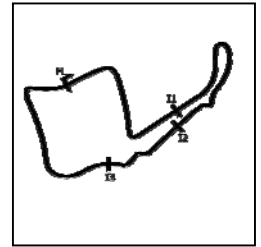
Oulton Park International
 Circuit Length = 2.6920 miles
 Start: 15:49 Flag 16:07 End: 16:09

MCRCB BULLETIN TK109

2018 Bennetts British Superbike Championship - Round 3

2018 HEL Performance British Motostar Championship

RACE 2 - SECTOR ANALYSIS



SECTOR 1 = FL to I1, SECTOR 2 = I1 to I2 SECTOR 3 = I2 to I3, SECTOR 4 = I3 to FL, DIFF = Difference To Personal Best Lap, P = Crossed Finish Line in Pit Lane, D = Time Disallowed

5 -	26.606	116.1	29.390	94.7	20.934	106.0	29.516	110.9	1:46.446 (1)	91.04		15:59:02.706
6 -	26.556	116.5	29.602	94.7	21.064	106.1	29.491	110.7	1:46.713	90.81	0.267	16:00:49.419
7 -	26.466	116.7	29.662	94.1	21.007	105.8	29.475	110.9	1:46.610 (3)	90.90	0.164	16:02:36.029
8 -	26.793	114.7	29.486	94.5	20.907	105.6	29.671	110.7	1:46.857	90.69	0.411	16:04:22.886
9 -	26.683	115.3	29.428	94.9	20.910	105.6	29.469	110.1	1:46.490 (2)	91.00	0.044	16:06:09.376
10 -	26.637	114.1	29.438	94.6	20.948	105.5	30.110	109.2	1:47.133	90.46	0.687	16:07:56.509

P10	7	Edmund BEST	KTM - SymCirrus Motorsport									
IDEAL LAP TIME : 1:46.354		BEST LAP TIME : 1:46.432		DIFFERENCE : 0.078								

LAP	SECTOR 1	SECTOR 2	SECTOR 3	SECTOR 4	LAP TIME	MPH	DIFF	TIME OF DAY				
1 -	119.4	30.200	95.7	22.030	106.3	29.634	111.6	1:54.011	85.00	7.579	15:51:53.773	
2 -	26.872	117.7	29.816	95.5	21.031	107.2	29.597	112.2	1:47.316	90.30	0.884	15:53:41.089
3 -	26.724	117.5	29.755	95.1	21.057	107.2	29.751	111.8	1:47.287	90.33	0.855	15:55:28.376
4 -	27.085	118.5	29.947	95.0	21.105	107.5	29.561	111.8	1:47.698	89.98	1.266	15:57:16.074
5 -	27.079	118.3	29.582	95.1	21.127	107.7	29.427	112.7	1:47.215	90.39	0.783	15:59:03.289
6 -	26.490	118.9	29.482	96.2	20.997	107.8	29.463	112.5	1:46.432 (1)	91.05		16:00:49.721
7 -	26.540	118.7	29.884	94.9	21.037	107.8	29.385	113.1	1:46.846 (2)	90.70	0.414	16:02:36.567
8 -	26.665	117.9	30.236	96.6	21.106	107.8	29.557	112.7	1:47.564	90.09	1.132	16:04:24.131
9 -	26.721	117.5	29.593	96.6	21.058	107.5	29.685	111.2	1:47.057 (3)	90.52	0.625	16:06:11.188
10 -	26.810	116.5	29.784	95.8	21.035	107.5	29.611	111.1	1:47.240	90.37	0.808	16:07:58.428

P11	14	Jack NIXON	KTM - Santander Salt									
IDEAL LAP TIME : 1:46.279		BEST LAP TIME : 1:46.959		DIFFERENCE : 0.680								

LAP	SECTOR 1	SECTOR 2	SECTOR 3	SECTOR 4	LAP TIME	MPH	DIFF	TIME OF DAY				
1 -	120.0	30.790	99.5	21.558	111.1	29.701	114.7	1:54.942	84.31	7.983	15:51:54.704	
2 -	26.826	121.7	29.976	98.2	21.264	110.1	29.130	115.1	1:47.196 (2)	90.40	0.237	15:53:41.900
3 -	27.086	120.0	29.729	98.5	20.920	111.2	29.528	113.9	1:47.263 (3)	90.35	0.304	15:55:29.163
4 -	26.792	121.1	29.997	98.2	21.184	110.1	29.744	111.1	1:47.717	89.97	0.758	15:57:16.880
5 -	26.974	118.9	29.598	98.6	20.967	110.3	29.420	109.6	1:46.959 (1)	90.60		15:59:03.839
6 -	26.631	120.4	30.243	98.2	21.076	107.0	29.545	113.7	1:47.495	90.15	0.536	16:00:51.334
7 -	27.216	116.5	29.942	97.1	21.278	108.9	29.992	111.2	1:48.428	89.38	1.469	16:02:39.762
8 -	26.749	119.6	35.471	96.2	21.268	108.5	29.904	112.7	1:53.392	85.46	6.433	16:04:33.154
9 -	27.171	118.3	30.186	96.8	21.258	106.5	30.118	110.1	1:48.733	89.12	1.774	16:06:21.887
10 -	27.387	115.3	30.675	96.6	21.055	106.5	30.163	107.0	1:49.280	88.68	2.321	16:08:11.167

P12	91 S	Victor RODRIGUEZ	Honda NSF - GA Competition									
IDEAL LAP TIME : 1:47.612		BEST LAP TIME : 1:48.092		DIFFERENCE : 0.480								

LAP	SECTOR 1	SECTOR 2	SECTOR 3	SECTOR 4	LAP TIME	MPH	DIFF	TIME OF DAY				
1 -	114.9	30.974	93.9	21.462	106.5	30.216	109.4	1:55.767	83.71	7.675	15:51:55.529	
2 -	26.949	114.5	29.919	94.1	21.312	105.5	29.912	109.2	1:48.092 (1)	89.65		15:53:43.621
3 -	26.827	114.5	30.207	93.0	21.377	104.5	30.182	108.0	1:48.593	89.24	0.501	15:55:32.214
4 -	27.172	113.7	30.045	91.5	21.386	103.7	30.153	107.8	1:48.756	89.11	0.664	15:57:20.970
5 -	26.825	115.5	29.866	93.5	21.377	105.3	30.028	108.2	1:48.096 (2)	89.65	0.004	15:59:09.066
6 -	26.978	114.5	29.693	93.7	21.497	102.7	30.156	107.7	1:48.324	89.46	0.232	16:00:57.390
7 -	27.272	113.5	29.844	92.3	21.377	103.4	30.042	107.8	1:48.535	89.29	0.443	16:02:45.925
8 -	27.120	112.9	29.896	93.4	21.182	104.3	30.092	108.2	1:48.290	89.49	0.198	16:04:34.215
9 -	26.996	113.5	29.880	93.5	21.360	104.3	29.952	108.4	1:48.188 (3)	89.57	0.096	16:06:22.403
10 -	26.992	114.1	30.194	92.8	21.331	103.2	30.452	108.0	1:48.969	88.93	0.877	16:08:11.372

P13	28	Lee HINDLE	KTM - JH Motorsport									
IDEAL LAP TIME : 1:47.103		BEST LAP TIME : 1:47.574		DIFFERENCE : 0.471								

LAP	SECTOR 1	SECTOR 2	SECTOR 3	SECTOR 4	LAP TIME	MPH	DIFF	TIME OF DAY				
1 -	119.4	30.429	98.5	21.652	108.9	30.164	113.7	1:55.260	84.08	7.686	15:51:55.022	
2 -	26.748	118.7	30.192	98.3	21.250	110.1	29.432	114.3	1:47.622 (2)	90.04	0.048	15:53:42.644
3 -	26.828	119.8	30.248	94.3	21.163	109.2	29.624	112.9	1:47.863 (3)	89.84	0.289	15:55:30.507
4 -	26.724	119.4	30.068	96.8	23.581	105.0	30.039	111.4	1:50.412	87.77	2.838	15:57:20.919
5 -	26.560	117.1	29.950	95.1	21.304	107.3	29.760	111.2	1:47.574 (1)	90.08		15:59:08.493
6 -	26.694	116.5	30.046	96.0	22.347	106.3	30.191	111.1	1:49.278	88.68	1.704	16:00:57.771
7 -	27.142	116.5	30.581	91.5	21.497	106.0	29.966	111.8	1:49.186	88.75	1.612	16:02:46.957
8 -	26.888	114.9	30.591	95.4	21.170	107.5	29.932	111.6	1:48.581	89.25	1.007	16:04:35.538

Weather / Track : Sunny / Dry

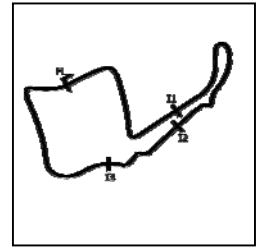
Oulton Park International
 Circuit Length = 2.6920 miles
 Start: 15:49 Flag 16:07 End: 16:09

MCRCB BULLETIN TK109

2018 Bennetts British Superbike Championship - Round 3

2018 HEL Performance British Motostar Championship

RACE 2 - SECTOR ANALYSIS



SECTOR 1 = FL to I1, SECTOR 2 = I1 to I2 SECTOR 3 = I2 to I3, SECTOR 4 = I3 to FL, DIFF = Difference To Personal Best Lap, P = Crossed Finish Line in Pit Lane, D = Time Disallowed

9 -	26.810	116.3	30.251	95.1	21.396	107.3	29.728	111.2	1:48.185	89.58	0.611	16:06:23.723
10 -	26.872	115.7	30.011	95.4	21.161	108.7	29.850	112.0	1:47.894	89.82	0.320	16:08:11.617

P14 47 S		Fenton SEABRIGHT				Honda NSF - FHS						
IDEAL LAP TIME : 1:47.981		BEST LAP TIME : 1:48.305				DIFFERENCE : 0.324						
LAP	SECTOR 1	SECTOR 2	SECTOR 3	SECTOR 4	LAP TIME	MPH	DIFF	TIME OF DAY				
1 -	115.3	31.056	94.1	21.734	103.8	30.043	108.0	1:56.527	83.16	8.222	15:51:56.289	
2 -	27.125	113.3	30.152	93.8	21.235	103.8	29.875	107.3	1:48.387 (3)	89.41	0.082	15:53:44.676
3 -	27.124	112.7	29.960	93.8	21.219	103.2	30.002	107.3	1:48.305 (1)	89.48		15:55:32.981
4 -	27.748	108.9	30.259	92.6	21.127	102.9	30.101	106.8	1:49.235	88.71	0.930	15:57:22.216
5 -	27.081	111.6	30.089	92.0	21.218	102.1	29.929	106.1	1:48.317 (2)	89.47	0.012	15:59:10.533
6 -	27.725	112.2	29.898	93.3	21.394	101.8	30.228	106.3	1:49.245	88.71	0.940	16:00:59.778
7 -	27.117	113.3	29.936	92.9	21.250	102.7	30.114	108.9	1:48.417	89.38	0.112	16:02:48.195
8 -	27.339	112.5	30.528	90.5	21.195	102.4	29.987	107.2	1:49.049	88.87	0.744	16:04:37.244
9 -	27.325	111.1	30.516	90.3	21.575	102.1	30.021	105.6	1:49.437	88.55	1.132	16:06:26.681
10 -	27.389	109.6	30.110	92.5	21.276	101.9	30.128	104.3	1:48.903	88.99	0.598	16:08:15.584

P15 72 S		Cameron HORSMAN				Honda NSF - Nova / FAB Racing						
IDEAL LAP TIME : 1:48.229		BEST LAP TIME : 1:48.247				DIFFERENCE : 0.018						
LAP	SECTOR 1	SECTOR 2	SECTOR 3	SECTOR 4	LAP TIME	MPH	DIFF	TIME OF DAY				
1 -	115.1	30.718	93.2	21.628	103.8	30.101	108.7	1:56.058	83.50	7.811	15:51:55.820	
2 -	27.177	112.4	30.099	92.6	21.360	102.9	30.069	106.8	1:48.705	89.15	0.458	15:53:44.525
3 -	27.127	111.8	30.046	91.8	21.621	103.4	29.889	107.7	1:48.683 (3)	89.17	0.436	15:55:33.208
4 -	27.513	110.0	30.599	92.1	21.312	102.6	30.022	106.5	1:49.446	88.54	1.199	15:57:22.654
5 -	27.102	112.7	29.996	92.1	21.277	103.2	29.872	107.3	1:48.247 (1)	89.52		15:59:10.901
6 -	27.113	112.0	30.012	91.3	21.463	102.2	29.969	106.1	1:48.557 (2)	89.27	0.310	16:00:59.458
7 -	27.218	112.2	29.978	91.9	21.374	102.2	30.122	106.8	1:48.692	89.16	0.445	16:02:48.150
8 -	27.558	111.1	30.619	92.4	21.296	102.7	29.974	107.0	1:49.447	88.54	1.200	16:04:37.597
9 -	27.321	111.8	30.244	92.6	21.679	102.6	30.200	105.8	1:49.444	88.55	1.197	16:06:27.041
10 -	27.343	110.0	30.249	91.8	21.320	102.2	30.075	105.0	1:48.987	88.92	0.740	16:08:16.028

P16 19 S		Scott OGDEN				Honda NSF - Wilson Racing						
IDEAL LAP TIME : 1:48.393		BEST LAP TIME : 1:48.754				DIFFERENCE : 0.361						
LAP	SECTOR 1	SECTOR 2	SECTOR 3	SECTOR 4	LAP TIME	MPH	DIFF	TIME OF DAY				
1 -	112.7	31.021	93.9	21.770	104.2	30.343	107.7	1:56.675	83.06	7.921	15:51:56.437	
2 -	27.104	113.7	30.279	92.4	21.546	103.2	30.136	107.2	1:49.065	88.85	0.311	15:53:45.502
3 -	27.297	111.4	30.148	91.6	21.495	103.7	30.053	106.3	1:48.993 (3)	88.91	0.239	15:55:34.495
4 -	28.134	108.5	30.259	92.0	21.382	102.7	29.926	107.3	1:49.701	88.34	0.947	15:57:24.196
5 -	27.188	111.2	30.070	92.0	21.428	102.1	30.078	106.8	1:48.764 (2)	89.10	0.010	15:59:12.960
6 -	27.136	112.4	29.981	92.4	21.532	102.6	30.105	107.2	1:48.754 (1)	89.11		16:01:01.714
7 -	27.311	111.8	30.225	92.4	21.782	101.9	30.876	105.5	1:50.194	87.94	1.440	16:02:51.908
8 -	28.090	107.2	30.553	92.1	21.397	102.4	30.454	105.6	1:50.494	87.70	1.740	16:04:42.402
9 -	27.800	110.0	30.189	93.0	21.475	102.2	30.297	105.8	1:49.761	88.29	1.007	16:06:32.163
10 -	27.331	110.3	30.596	90.4	21.400	101.9	30.894	95.7	1:50.221	87.92	1.467	16:08:22.384

P17 89 S		Taylor MORETON				Honda NSF - Tsingtao Racing						
IDEAL LAP TIME : 1:49.143		BEST LAP TIME : 1:49.325				DIFFERENCE : 0.182						
LAP	SECTOR 1	SECTOR 2	SECTOR 3	SECTOR 4	LAP TIME	MPH	DIFF	TIME OF DAY				
1 -	114.5	30.780	94.3	21.728	105.3	30.387	108.7	1:57.734	82.31	8.409	15:51:57.496	
2 -	27.338	112.9	30.544	94.1	21.471	103.2	30.215	107.2	1:49.568 (2)	88.45	0.243	15:53:47.064
3 -	27.555	112.4	30.380	93.7	21.546	103.2	30.286	106.3	1:49.767	88.28	0.442	15:55:36.831
4 -	27.423	111.8	30.332	93.4	21.705	103.4	30.401	106.5	1:49.861	88.21	0.536	15:57:26.692
5 -	27.511	111.4	30.451	92.9	21.580	102.7	30.334	106.0	1:49.876	88.20	0.551	15:59:16.568
6 -	27.316	112.7	30.377	92.9	21.589	102.7	30.312	106.6	1:49.594 (3)	88.42	0.269	16:01:06.162
7 -	27.576	111.4	30.290	93.8	21.615	103.5	30.226	108.7	1:49.707	88.33	0.382	16:02:55.869
8 -	27.433	110.9	30.671	93.9	21.361	104.2	30.230	107.3	1:49.695	88.34	0.370	16:04:45.564
9 -	27.456	112.7	30.306	94.2	21.387	104.5	30.176	106.3	1:49.325 (1)	88.64		16:06:34.889
10 -	27.459	111.1	30.397	93.7	21.487	103.0	30.297	106.0	1:49.640	88.39	0.315	16:08:24.529

Weather / Track : Sunny / Dry

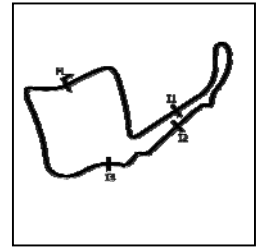
Oulton Park International
 Circuit Length = 2.6920 miles
 Start: 15:49 Flag 16:07 End: 16:09

MCRCB BULLETIN TK109

2018 Bennetts British Superbike Championship - Round 3

2018 HEL Performance British Motostar Championship

RACE 2 - SECTOR ANALYSIS



SECTOR 1 = FL to I1, SECTOR 2 = I1 to I2 SECTOR 3 = I2 to I3, SECTOR 4 = I3 to FL, DIFF = Difference To Personal Best Lap, P = Crossed Finish Line in Pit Lane, D = Time Disallowed

P18 25 S		Thomas STRUDWICK				Honda NSF - Case Moto Rapido Moto3						
IDEAL LAP TIME : 1:49.006		BEST LAP TIME : 1:49.353				DIFFERENCE : 0.347						
LAP	SECTOR 1	SECTOR 2		SECTOR 3		SECTOR 4		LAP TIME	MPH	DIFF	TIME OF DAY	
1 -	114.3	31.253	92.9	21.904	103.8	30.343	108.0	1:57.534	82.45	8.181	15:51:57.296	
2 -	27.517	112.5	30.555	91.9	21.768	103.5	30.454	106.8	1:50.294	87.86	0.941	15:53:47.590
3 -	27.444	112.5	30.477	91.8	21.559	103.0	30.500	106.5	1:49.980	88.11	0.627	15:55:37.570
4 -	27.462	112.2	30.483	91.6	21.468	102.7	30.244	107.2	1:49.657	88.37	0.304	15:57:27.227
5 -	27.461	112.5	30.327	91.9	21.370	103.2	30.348	108.0	1:49.506 (2)	88.50	0.153	15:59:16.733
6 -	27.201	112.9	30.557	92.5	21.471	104.0	30.296	108.4	1:49.525 (3)	88.48	0.172	16:01:06.258
7 -	27.383	111.6	30.242	91.8	21.443	101.5	30.481	106.1	1:49.549	88.46	0.196	16:02:55.807
8 -	27.567	112.4	30.468	92.4	21.385	102.1	30.263	106.0	1:49.683	88.35	0.330	16:04:45.490
9 -	27.382	111.6	30.191	92.4	21.371	101.8	30.409	105.6	1:49.353 (1)	88.62		16:06:34.843
10 -	27.618	112.2	30.587	93.0	21.471	102.6	30.265	106.1	1:49.941	88.15	0.588	16:08:24.784

P19 56 S		Charlie ATKINS				Honda NSF - Wilson Racing						
IDEAL LAP TIME : 1:48.956		BEST LAP TIME : 1:49.261				DIFFERENCE : 0.305						
LAP	SECTOR 1	SECTOR 2		SECTOR 3		SECTOR 4		LAP TIME	MPH	DIFF	TIME OF DAY	
1 -	114.7	31.386	94.5	21.880	105.6	30.487	109.4	1:58.433	81.82	9.172	15:51:58.195	
2 -	27.548	114.5	30.340	94.7	21.677	105.1	30.271	109.6	1:49.836	88.23	0.575	15:53:48.031
3 -	27.852	114.1	30.544	93.5	21.392	105.1	30.245	110.3	1:50.033	88.07	0.772	15:55:38.064
4 -	28.001	110.1	30.765	92.5	21.551	104.3	30.331	108.9	1:50.648	87.58	1.387	15:57:28.712
5 -	27.449	113.1	30.220	93.8	21.743	103.7	29.962	110.0	1:49.374 (2)	88.60	0.113	15:59:18.086
6 -	27.591	114.5	30.446	94.6	21.620	104.6	30.116	110.0	1:49.773	88.28	0.512	16:01:07.859
7 -	27.624	113.5	30.224	92.8	21.531	104.2	30.153	108.9	1:49.532	88.47	0.271	16:02:57.391
8 -	27.413	112.4	30.449	93.8	21.416	104.8	30.099	108.4	1:49.377 (3)	88.60	0.116	16:04:46.768
9 -	27.651	112.0	30.231	94.7	21.389	104.5	29.990	109.1	1:49.261 (1)	88.69		16:06:36.029
10 -	27.459	113.3	30.192	94.7	21.935	103.8	30.245	106.5	1:49.831	88.23	0.570	16:08:25.860

P20 45 S		Scott SWANN				Honda NSF - Swann Racing						
IDEAL LAP TIME : 1:49.538		BEST LAP TIME : 1:49.923				DIFFERENCE : 0.385						
LAP	SECTOR 1	SECTOR 2		SECTOR 3		SECTOR 4		LAP TIME	MPH	DIFF	TIME OF DAY	
1 -	114.7	31.227	92.1	21.852	101.6	30.246	105.8	1:57.198	82.69	7.275	15:51:56.960	
2 -	27.518	110.1	30.635	91.3	21.694	101.2	30.832	103.5	1:50.679	87.56	0.756	15:53:47.639
3 -	27.686	111.4	30.530	91.1	21.632	100.7	30.458	104.8	1:50.306	87.85	0.383	15:55:37.945
4 -	27.397	111.4	30.511	90.4	21.642	100.7	30.438	104.2	1:49.988 (3)	88.11	0.065	15:57:27.933
5 -	27.407	110.5	30.512	90.4	21.597	99.5	30.435	103.8	1:49.951 (2)	88.14	0.028	15:59:17.884
6 -	27.321	109.6	30.664	91.0	21.577	100.0	30.361	103.5	1:49.923 (1)	88.16		16:01:07.807
7 -	27.798	112.4	31.130	89.3	23.158	97.9	30.687	103.5	1:52.773	85.93	2.850	16:03:00.580
8 -	27.666	106.8	31.038	90.1	21.907	99.4	30.645	103.8	1:51.256	87.10	1.333	16:04:51.836
9 -	27.732	107.0	30.749	88.3	21.741	99.4	30.474	103.4	1:50.696	87.54	0.773	16:06:42.532
10 -	27.809	107.5	30.580	90.3	21.460	100.0	30.676	102.7	1:50.525	87.68	0.602	16:08:33.057

P21 13 S		Jacob CLARK				Honda NSF - Wilson Racing						
IDEAL LAP TIME : 1:50.233		BEST LAP TIME : 1:50.325				DIFFERENCE : 0.092						
LAP	SECTOR 1	SECTOR 2		SECTOR 3		SECTOR 4		LAP TIME	MPH	DIFF	TIME OF DAY	
1 -	114.3	31.426	93.0	21.825	104.2	30.561	108.7	1:58.699	81.64	8.374	15:51:58.461	
2 -	28.045	108.5	31.037	92.4	21.954	101.6	30.977	106.1	1:52.013	86.51	1.688	15:53:50.474
3 -	27.990	110.5	31.130	92.4	21.840	102.6	31.213	107.7	1:52.173	86.39	1.848	15:55:42.647
4 -	28.082	111.8	30.971	90.5	22.070	103.4	31.097	107.2	1:52.220	86.35	1.895	15:57:34.867
5 -	27.633	113.9	31.231	92.8	22.329	102.9	30.678	108.2	1:51.871	86.62	1.546	15:59:26.738
6 -	27.655	112.0	30.772	92.4	22.188	101.9	30.994	104.2	1:51.609 (3)	86.83	1.284	16:01:18.347
7 -	27.746	110.0	31.033	92.3	24.583	101.8	30.615	106.5	1:53.977	85.02	3.652	16:03:12.324
8 -	27.501	110.7	30.794	92.5	21.615	103.0	30.415	107.7	1:50.325 (1)	87.84		16:05:02.649
9 -	27.824	112.5	31.261	93.2	21.545	103.5	30.634	108.0	1:51.264 (2)	87.10	0.939	16:06:53.913
10 -	28.004	113.7	30.961	92.9	21.837	102.1	30.929	104.5	1:51.731	86.73	1.406	16:08:45.644

P22 50 S		Aditya BEHAL				Honda NSF - Microlise Cresswell Racing					
IDEAL LAP TIME : 1:50.445		BEST LAP TIME : 1:51.293				DIFFERENCE : 0.848					
LAP	SECTOR 1	SECTOR 2		SECTOR 3		SECTOR 4		LAP TIME	MPH	DIFF	TIME OF DAY

Weather / Track : Sunny / Dry

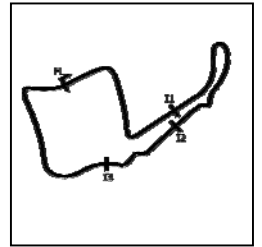
Oulton Park International
Circuit Length = 2.6920 miles
Start: 15:49 Flag 16:07 End: 16:09

MCRCB BULLETIN TK109

2018 Bennetts British Superbike Championship - Round 3

2018 HEL Performance British Motostar Championship

RACE 2 - SECTOR ANALYSIS



SECTOR 1 = FL to I1, SECTOR 2 = I1 to I2 SECTOR 3 = I2 to I3, SECTOR 4 = I3 to FL, DIFF = Difference To Personal Best Lap, P = Crossed Finish Line in Pit Lane, D = Time Disallowed

Lap	1	2	3	4	5	6	7	8	9	10		
1 -												
2 -	27.849	110.5	31.121	92.1	21.707	102.9	30.679	107.2	1:51.356 (2)	87.02	0.063	15:53:51.054
3 -	27.938	112.4	30.882	91.3	21.730	103.5	30.743	105.5	1:51.293 (1)	87.07		15:55:42.347
4 -	28.020	112.0	30.793	91.3	21.895	100.3	31.166	105.1	1:51.874	86.62	0.581	15:57:34.221
5 -	27.991	108.4	31.234	89.3	22.388	100.7	30.753	105.0	1:52.366	86.24	1.073	15:59:26.587
6 -	27.817	112.0	31.182	91.5	22.037	100.1	31.169	106.6	1:52.205	86.37	0.912	16:01:18.792
7 -	27.545	112.2	31.132	91.5	21.986	100.7	30.848	104.8	1:51.511 (3)	86.90	0.218	16:03:10.303
8 -	28.422	107.2	31.373	91.6	21.553	101.8	30.579	105.6	1:51.927	86.58	0.634	16:05:02.230
9 -	27.938	111.2	31.358	91.5	21.528	102.2	30.807	103.8	1:51.631	86.81	0.338	16:06:53.861
10 -	27.951	110.3	30.929	91.3	21.867	99.7	31.123	103.8	1:51.870	86.63	0.577	16:08:45.731

P23 69 S		Rhys IRWIN		Honda NSF - Motorcycling Ireland by Irwin Racing								
IDEAL LAP TIME : 1:50.660		BEST LAP TIME : 1:51.122		DIFFERENCE : 0.462								
LAP	SECTOR 1	SECTOR 2	SECTOR 3	SECTOR 4	LAP TIME	MPH	DIFF	TIME OF DAY				
1 -												
2 -	27.771	112.4	30.621	90.6	21.887	100.7	30.853	105.0	1:51.132 (2)	87.20	0.010	15:53:51.006
3 -	27.519	112.2	30.918	89.8	21.933	100.0	30.752	103.2	1:51.122 (1)	87.21		15:55:42.128
4 -	28.057	109.2	30.812	87.6	22.364	100.7	30.903	103.2	1:52.136	86.42	1.014	15:57:34.264
5 -	27.895	109.6	30.673	88.0	22.399	99.2	30.868	103.0	1:51.835	86.65	0.713	15:59:26.099
6 -	27.808	109.2	31.058	89.4	22.355	99.2	31.312	104.6	1:52.533	86.11	1.411	16:01:18.632
7 -	27.679	111.1	30.729	88.4	22.150	98.6	30.936	102.6	1:51.494	86.92	0.372	16:03:10.126
8 -	28.172	106.8	31.059	89.3	21.822	99.4	31.285	103.0	1:52.338	86.26	1.216	16:05:02.464
9 -	27.975	112.0	30.747	91.3	21.768	100.9	30.850	102.7	1:51.340 (3)	87.04	0.218	16:06:53.804
10 -	28.407	111.4	30.997	91.1	21.941	100.9	30.894	102.9	1:52.239	86.34	1.117	16:08:46.043

P24 95 S		Ross TURNER		Honda NSF - RedRat Racing								
IDEAL LAP TIME : 1:50.219		BEST LAP TIME : 1:50.318		DIFFERENCE : 0.099								
LAP	SECTOR 1	SECTOR 2	SECTOR 3	SECTOR 4	LAP TIME	MPH	DIFF	TIME OF DAY				
1 -												
2 -	27.828	114.3	31.192	92.8	21.627	103.7	30.668	107.3	1:51.315	87.06	0.997	15:53:51.143
3 -	27.959	113.7	30.924	93.3	21.708	103.7	31.035	108.4	1:51.626	86.81	1.308	15:55:42.769
4 -	28.001	112.2	30.978	92.0	21.707	103.5	30.880	105.6	1:51.566	86.86	1.248	15:57:34.335
5 -	28.027	112.2	31.074	91.9	25.005	100.4	30.858	104.8	1:54.964	84.29	4.646	15:59:29.299
6 -	27.948	110.5	30.738	91.5	21.740	101.5	30.478	105.8	1:50.904 (2)	87.38	0.586	16:01:20.203
7 -	27.833	110.9	30.483	91.9	21.717	101.9	30.285	107.0	1:50.318 (1)	87.84		16:03:10.521
8 -	28.168	108.7	30.941	92.1	21.623	101.5	30.655	105.0	1:51.387	87.00	1.069	16:05:01.908
9 -	28.119	108.7	30.734	91.9	21.787	101.2	30.609	104.6	1:51.249 (3)	87.11	0.931	16:06:53.157
10 -	28.376	108.4	30.972	91.5	23.550	99.1	30.459	106.1	1:53.357	85.49	3.039	16:08:46.514

P25 54		Sam BURMAN		KTM - TeamWNT / Burman Racing								
IDEAL LAP TIME : 1:50.109		BEST LAP TIME : 1:50.496		DIFFERENCE : 0.387								
LAP	SECTOR 1	SECTOR 2	SECTOR 3	SECTOR 4	LAP TIME	MPH	DIFF	TIME OF DAY				
1 -												
2 -	27.740	118.7	31.084	98.1	22.275	109.4	30.252	114.5	1:51.351	87.03	0.855	15:53:51.586
3 -	27.691	119.1	31.201	96.1	21.966	109.2	30.671	113.7	1:51.529	86.89	1.033	15:55:43.115
4 -	27.771	118.1	31.513	96.2	22.077	109.1	30.790	113.5	1:52.151	86.41	1.655	15:57:35.266
5 -	27.486	118.9	31.772	95.1	28.257	106.6	30.796	112.0	1:58.311	81.91	7.815	15:59:33.577
6 -	27.560	117.5	30.682	97.2	22.272	107.5	30.441	112.4	1:50.955 (3)	87.34	0.459	16:01:24.532
7 -	27.615	117.7	30.628	96.9	23.662	106.8	30.455	112.7	1:52.360	86.25	1.864	16:03:16.892
8 -	27.620	115.9	30.674	97.9	21.921	108.0	30.291	112.7	1:50.506 (2)	87.69	0.010	16:05:07.398
9 -	27.624	116.9	30.474	98.3	21.897	108.7	30.501	112.2	1:50.496 (1)	87.70		16:06:57.894
10 -	27.570	117.3	30.661	97.6	22.685	107.7	31.112	111.2	1:52.028	86.50	1.532	16:08:49.922

P26 77 S		Sam LAFFINS		Honda NSF - Sam Laffins Racing / Team ILR								
IDEAL LAP TIME : 1:51.607		BEST LAP TIME : 1:51.872		DIFFERENCE : 0.265								
LAP	SECTOR 1	SECTOR 2	SECTOR 3	SECTOR 4	LAP TIME	MPH	DIFF	TIME OF DAY				
1 -												
2 -	28.284	108.0	31.510	88.8	22.280	99.4	31.031	103.8	1:53.105	85.68	1.233	15:53:56.420
3 -	28.704	109.4	32.042	89.9	22.445	99.5	31.194	104.2	1:54.385	84.72	2.513	15:55:50.805
4 -	28.321	109.2	30.907	89.2	22.255	98.9	31.024	104.2	1:52.507 (3)	86.13	0.635	15:57:43.312

Weather / Track : Sunny / Dry

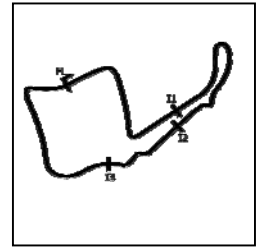
Oulton Park International
Circuit Length = 2.6920 miles
Start: 15:49 Flag 16:07 End: 16:09

MCRCB BULLETIN TK109

2018 Bennetts British Superbike Championship - Round 3

2018 HEL Performance British Motostar Championship

RACE 2 - SECTOR ANALYSIS



SECTOR 1 = FL to I1, SECTOR 2 = I1 to I2 SECTOR 3 = I2 to I3, SECTOR 4 = I3 to FL, DIFF = Difference To Personal Best Lap, P = Crossed Finish Line in Pit Lane, D = Time Disallowed

5 -	27.934	111.4	32.136	89.8	22.302	100.0	31.072	102.9	1:53.444	85.42	1.572	15:59:36.756
6 -	28.032	110.0	30.932	87.9	22.345	97.1	31.101	101.8	1:52.410 (2)	86.21	0.538	16:01:29.166
7 -	28.091	106.6	31.272	88.6	22.334	96.9	31.049	103.5	1:52.746	85.95	0.874	16:03:21.912
8 -	28.200	106.0	31.190	88.8	22.124	98.3	31.160	102.9	1:52.674	86.01	0.802	16:05:14.586
9 -	28.086	108.9	30.671	88.8	21.978	97.3	31.137	100.7	1:51.872 (1)	86.62		16:07:06.458
10 -	28.186	105.1	30.939	87.9	22.246	96.2	31.166	99.5	1:52.537	86.11	0.665	16:08:58.995

P27	17 S	Franco BOURNE	Honda NSF - Franco Bourne Racing										
IDEAL LAP TIME : 1:51.570			BEST LAP TIME : 1:51.950				DIFFERENCE : 0.380						

LAP	SECTOR 1	SECTOR 2	SECTOR 3	SECTOR 4	LAP TIME	MPH	DIFF	TIME OF DAY				
1 -		112.9	32.517	91.0	22.578	102.4	31.313	106.3	2:02.789	78.92	10.839	15:52:02.551
2 -	28.101	111.4	31.871	90.9	22.170	101.8	31.372	104.2	1:53.514	85.37	1.564	15:53:56.065
3 -	28.635	110.7	32.010	90.8	22.135	101.8	31.097	107.3	1:53.877	85.10	1.927	15:55:49.942
4 -	27.943	110.9	31.747	90.5	22.134	101.0	31.149	105.8	1:52.973	85.78	1.023	15:57:42.915
5 -	28.174	110.1	31.947	90.9	22.325	101.0	31.174	106.1	1:53.620	85.29	1.670	15:59:36.535
6 -	27.967	110.5	32.144	90.3	22.327	99.8	30.877	104.6	1:53.315	85.52	1.365	16:01:29.850
7 -	27.725	111.1	31.422	90.0	21.976	101.6	30.827	104.8	1:51.950 (1)	86.56		16:03:21.800
8 -	28.002	108.4	31.373	90.0	22.162	99.8	31.117	104.2	1:52.654	86.02	0.704	16:05:14.454
9 -	28.123	109.1	31.268	90.6	21.887	101.2	30.990	104.5	1:52.268 (2)	86.32	0.318	16:07:06.722
10 -	28.081	109.4	31.131	91.0	22.038	101.5	31.104	105.1	1:52.354 (3)	86.25	0.404	16:08:59.076

P28	3	Ian LOUGHER	Honda - Team ILR										
IDEAL LAP TIME : 1:51.779			BEST LAP TIME : 1:52.034				DIFFERENCE : 0.255						

LAP	SECTOR 1	SECTOR 2	SECTOR 3	SECTOR 4	LAP TIME	MPH	DIFF	TIME OF DAY				
1 -		113.1	32.146	90.8	22.638	100.7	31.144	105.8	2:01.865	79.52	9.831	15:52:01.627
2 -	28.349	110.1	31.465	90.3	22.754	100.6	31.371	104.8	1:53.939	85.05	1.905	15:53:55.566
3 -	28.744	110.3	32.734	90.5	22.399	100.9	31.206	104.8	1:55.083	84.21	3.049	15:55:50.649
4 -	28.490	109.1	31.508	90.0	22.339	101.2	31.070	105.3	1:53.407	85.45	1.373	15:57:44.056
5 -	28.212	110.3	31.576	90.1	22.230	101.6	30.953	106.5	1:52.971	85.78	0.937	15:59:37.027
6 -	27.915	113.7	32.187	90.1	22.337	100.6	30.809	105.0	1:53.248	85.57	1.214	16:01:30.275
7 -	27.972	110.1	31.271	89.8	22.122	100.3	30.817	105.3	1:52.182 (2)	86.38	0.148	16:03:22.457
8 -	28.192	108.4	31.355	90.1	22.032	100.1	30.929	105.5	1:52.508 (3)	86.13	0.474	16:05:14.965
9 -	28.092	110.0	31.126	90.8	22.110	100.4	30.706	104.8	1:52.034 (1)	86.50		16:07:06.999
10 -	28.119	109.1	31.375	90.1	22.149	100.0	30.903	103.8	1:52.546	86.10	0.512	16:08:59.545

P29	21 S	Daniel BROOKS	Honda NSF - Daniel Brooks Racing										
IDEAL LAP TIME : 1:51.853			BEST LAP TIME : 1:52.165				DIFFERENCE : 0.312						

LAP	SECTOR 1	SECTOR 2	SECTOR 3	SECTOR 4	LAP TIME	MPH	DIFF	TIME OF DAY				
1 -		110.9	32.079	90.6	22.731	99.4	31.047	104.8	2:02.039	79.41	9.874	15:52:01.801
2 -	28.355	109.8	31.424	91.1	22.271	99.1	31.662	99.8	1:53.712	85.22	1.547	15:53:55.513
3 -	29.067	108.5	31.895	90.1	22.230	99.2	31.193	103.8	1:54.385	84.72	2.220	15:55:49.898
4 -	28.228	109.4	31.752	89.2	22.141	100.3	31.105	105.0	1:53.226	85.59	1.061	15:57:43.124
5 -	28.060	111.1	32.071	90.1	22.210	100.9	31.374	105.6	1:53.715	85.22	1.550	15:59:36.839
6 -	27.972	108.5	32.502	89.3	22.364	99.7	30.781	104.6	1:53.619	85.29	1.454	16:01:30.458
7 -	28.245	109.1	31.160	90.6	22.019	99.7	30.741	105.8	1:52.165 (1)	86.40		16:03:22.623
8 -	28.219	108.7	31.646	90.1	22.224	99.2	30.743	104.0	1:52.832 (3)	85.89	0.667	16:05:15.455
9 -	28.183	108.7	31.257	91.0	21.980	99.2	30.925	102.7	1:52.345 (2)	86.26	0.180	16:07:07.800
10 -	28.611	106.8	31.548	90.1	22.503	98.2	31.309	101.5	1:53.971	85.03	1.806	16:09:01.771

P30	48	Sharni PINFOLD	KTM - RS Racing										
IDEAL LAP TIME : 1:51.901			BEST LAP TIME : 1:52.326				DIFFERENCE : 0.425						

LAP	SECTOR 1	SECTOR 2	SECTOR 3	SECTOR 4	LAP TIME	MPH	DIFF	TIME OF DAY				
1 -		117.1	32.524	92.4	22.368	104.0	31.141	111.1	2:02.242	79.27	9.916	15:52:02.004
2 -	28.166	117.3	31.922	94.3	22.248	102.9	31.294	109.2	1:53.630	85.28	1.304	15:53:55.634
3 -	28.337	115.7	32.135	95.3	22.081	104.3	31.145	110.5	1:53.698	85.23	1.372	15:55:49.332
4 -	28.125	116.5	31.869	94.1	22.099	104.6	30.948	109.8	1:53.041	85.73	0.715	15:57:42.373
5 -	28.262	114.5	32.227	93.7	22.072	105.8	31.123	110.9	1:53.684	85.24	1.358	15:59:36.057
6 -	27.970	116.7	32.482	93.0	25.326	105.8	30.875	111.2	1:56.653	83.07	4.327	16:01:32.710
7 -	27.764	116.7	31.922	95.4	21.965	105.3	31.317	111.2	1:52.968 (3)	85.78	0.642	16:03:25.678
8 -	27.609	116.7	32.381	93.3	22.031	105.6	31.318	110.7	1:53.339	85.50	1.013	16:05:19.017

Weather / Track : Sunny / Dry

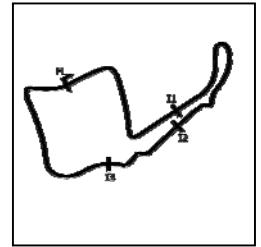
Oulton Park International
 Circuit Length = 2.6920 miles
 Start: 15:49 Flag 16:07 End: 16:09

MCRCB BULLETIN TK109

2018 Bennetts British Superbike Championship - Round 3

2018 HEL Performance British Motostar Championship

RACE 2 - SECTOR ANALYSIS



SECTOR 1 = FL to I1, SECTOR 2 = I1 to I2 SECTOR 3 = I2 to I3, SECTOR 4 = I3 to FL, DIFF = Difference To Personal Best Lap, P = Crossed Finish Line in Pit Lane, D = Time Disallowed
 9 - 27.747 116.9 **31.586** **96.1** 22.352 103.5 31.137 111.1 1:52.822 (2) 85.89 0.496 16:07:11.839
 10 - 27.639 117.1 31.789 93.5 22.157 105.5 **30.741** 111.1 **1:52.326** (1) **86.27** **16:09:04.165**

P31 57 S		Josh HIATT		Honda NSF - SorryMate.com							
IDEAL LAP TIME : 1:52.727		BEST LAP TIME : 1:53.209		DIFFERENCE : 0.482							
LAP	SECTOR 1	SECTOR 2	SECTOR 3	SECTOR 4	LAP TIME	MPH	DIFF	TIME OF DAY			
1 -		113.9	32.840 91.0	22.675 102.4	31.073 107.0	2:03.166	78.68	9.957	15:52:02.928		
2 -	27.904	113.7	32.022 91.5	22.165 103.2	31.118 106.1	1:53.209 (1)	85.60		15:53:56.137		
3 -	28.799	111.8	32.463 93.0	22.487 102.7	31.133 106.6	1:54.882	84.35	1.673	15:55:51.019		
4 -	28.393	113.3	31.777 89.5	22.417 101.8	31.114 106.3	1:53.701 (3)	85.23	0.492	15:57:44.720		
5 -	28.157	111.8	31.719 90.9	22.385 101.6	30.969 106.5	1:53.230 (2)	85.58	0.021	15:59:37.950		
6 -	28.189	111.8	31.689 91.1	22.572 101.6	31.265 104.8	1:53.715	85.22	0.506	16:01:31.665		
7 -	28.765	109.1	32.507 89.1	22.452 101.3	31.656 104.6	1:55.380	83.99	2.171	16:03:27.045		
8 -	28.864	107.5	32.438 89.7	22.497 100.6	31.251 103.2	1:55.050	84.23	1.841	16:05:22.095		
9 -	28.931	108.0	31.907 90.6	22.501 100.4	31.715 103.5	1:55.054	84.23	1.845	16:07:17.149		
10 -	28.976	108.2	31.929 90.4	22.705 100.1	31.434 103.8	1:55.044	84.23	1.835	16:09:12.193		

P32 16 S		Harvey CLARIDGE		Honda NSF - Nova Racing / SP125							
IDEAL LAP TIME : 1:55.437		BEST LAP TIME : 1:55.838		DIFFERENCE : 0.401							
LAP	SECTOR 1	SECTOR 2	SECTOR 3	SECTOR 4	LAP TIME	MPH	DIFF	TIME OF DAY			
1 -		113.3	33.549 89.3	22.662 101.6	32.064 106.1	2:05.247	77.37	9.409	15:52:05.009		
2 -	29.046	110.0	32.548 91.5	22.596 100.7	32.566 104.6	1:56.756	83.00	0.918	15:54:01.765		
3 -	28.960	109.2	32.935 90.6	22.773 100.3	32.453 104.6	1:57.121	82.74	1.283	15:55:58.886		
4 -	28.767	109.8	32.683 90.8	22.643 100.0	32.277 105.0	1:56.370 (3)	83.28	0.532	15:57:55.256		
5 -	28.908	109.6	32.400 90.4	22.647 100.4	32.522 104.3	1:56.477	83.20	0.639	15:59:51.733		
6 -	28.886	109.8	32.635 90.6	22.679 97.6	32.408 104.8	1:56.608	83.11	0.770	16:01:48.341		
7 -	28.974	109.4	32.704 90.5	22.545 100.1	32.084 105.3	1:56.307 (2)	83.32	0.469	16:03:44.648		
8 -	28.658	109.4	32.479 91.6	22.315 100.7	32.386 102.7	1:55.838 (1)	83.66		16:05:40.486		
9 -	28.777	108.0	33.007 90.9	22.741 98.9	32.785 103.8	1:57.310	82.61	1.472	16:07:37.796		

P33 20 S		Jack HART		Honda NSF - Wilson Racing							
IDEAL LAP TIME : 1:51.302		BEST LAP TIME : 1:51.688		DIFFERENCE : 0.386							
LAP	SECTOR 1	SECTOR 2	SECTOR 3	SECTOR 4	LAP TIME	MPH	DIFF	TIME OF DAY			
1 -		108.5	31.697 93.2	21.996 103.4	31.047 107.5	2:41.412	60.04	49.724	15:52:41.174		
2 -	28.165	111.4	31.262 93.8	22.273 103.0	31.365 106.8	1:53.065	85.71	1.377	15:54:34.239		
3 -	27.963	111.8	31.209 93.2	22.020 103.5	31.123 106.8	1:52.315	86.28	0.627	15:56:26.554		
4 -	28.048	110.9	31.243 93.7	21.824 103.8	30.993 107.5	1:52.108	86.44	0.420	15:58:18.662		
5 -	28.113	112.5	31.075 93.2	21.968 103.0	30.982 107.3	1:52.138	86.42	0.450	16:00:10.800		
6 -	27.850	112.9	31.216 93.4	22.044 103.2	30.987 107.7	1:52.097 (3)	86.45	0.409	16:02:02.897		
7 -	28.096	111.8	31.186 93.2	21.917 102.6	30.986 107.2	1:52.185	86.38	0.497	16:03:55.082		
8 -	27.907	111.8	31.310 93.7	21.906 103.7	30.776 107.5	1:51.899 (2)	86.60	0.211	16:05:46.981		
9 -	28.236	111.4	31.047 93.7	21.651 103.4	30.754 106.5	1:51.688 (1)	86.77		16:07:38.669		

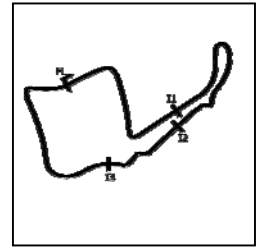
P34 18 S		Jodie FIELDHOUSE		Honda NSF - Go PINK Racing							
IDEAL LAP TIME : 1:56.474		BEST LAP TIME : 1:56.852		DIFFERENCE : 0.378							
LAP	SECTOR 1	SECTOR 2	SECTOR 3	SECTOR 4	LAP TIME	MPH	DIFF	TIME OF DAY			
1 -		112.5	33.006 90.8	23.426 101.3	31.678 106.0	2:05.853	77.00	9.001	15:52:05.615		
2 -	29.362	110.3	33.114 89.8	22.751 101.2	32.023 105.3	1:57.250	82.65	0.398	15:54:02.865		
3 -	29.409	110.0	33.222 90.5	22.767 101.0	31.766 105.5	1:57.164 (2)	82.71	0.312	15:56:00.029		
4 -	29.289	110.1	33.391 90.0	22.689 100.9	31.867 104.3	1:57.236 (3)	82.66	0.384	15:57:57.265		
5 -	29.274	109.6	33.413 89.7	22.858 99.8	31.901 105.5	1:57.446	82.51	0.594	15:59:54.711		
6 -	29.314	108.5	32.931 91.0	22.751 99.7	31.856 104.6	1:56.852 (1)	82.93		16:01:51.563		
7 -	29.543	109.4	33.287 90.3	22.626 99.4	32.074 104.3	1:57.530	82.45	0.678	16:03:49.093		
8 -	29.338	106.8	33.228 89.8	22.591 100.3	32.144 104.2	1:57.301	82.61	0.449	16:05:46.394		
9 -	29.580	108.7	33.008 90.4	22.787 99.1	32.376 103.5	1:57.751	82.30	0.899	16:07:44.145		

P35 44 S		Andrew SMYTH		Honda NSF - R Mullen							
IDEAL LAP TIME : 2:00.739		BEST LAP TIME : 2:01.469		DIFFERENCE : 0.730							
LAP	SECTOR 1	SECTOR 2	SECTOR 3	SECTOR 4	LAP TIME	MPH	DIFF	TIME OF DAY			

Weather / Track : Sunny / Dry

Oulton Park International
 Circuit Length = 2.6920 miles
 Start: 15:49 Flag 16:07 End: 16:09

RACE 2 - SECTOR ANALYSIS



SECTOR 1 = FL to I1, SECTOR 2 = I1 to I2 SECTOR 3 = I2 to I3, SECTOR 4 = I3 to FL, DIFF = Difference To Personal Best Lap, P = Crossed Finish Line in Pit Lane, D = Time Disallowed

1 -		106.8	34.456	87.9	24.058	97.2	32.858	101.2	2:10.046	74.52	8.577	15:52:09.808
2 -	30.161	105.3	33.958	88.1	24.091	96.5	33.259	100.7	2:01.469 (1)	79.78		15:54:11.277
3 -	30.394	104.2	34.420	87.4	23.764	95.8	33.589	100.3	2:02.167 (3)	79.32	0.698	15:56:13.444
4 -	30.468	104.2	34.815	86.5	23.762	96.4	33.632	99.1	2:02.677	78.99	1.208	15:58:16.121
5 -	30.861	105.6	34.598	86.2	23.989	93.3	33.743	99.7	2:03.191	78.66	1.722	16:00:19.312
6 -	30.791	104.8	34.749	85.8	23.876	96.5	33.762	101.2	2:03.178	78.67	1.709	16:02:22.490
7 -	30.625	105.0	34.322	86.9	23.867	97.2	33.781	102.7	2:02.595	79.05	1.126	16:04:25.085
8 -	30.559	105.5	34.766	86.2	24.018	97.3	33.233	101.8	2:02.576	79.06	1.107	16:06:27.661
9 -	30.303	103.7	34.436	85.8	24.017	97.3	33.171	100.1	2:01.927 (2)	79.48	0.458	16:08:29.588

P36	97	Chris TAYLOR	Mahindra - Microlise Cresswell Racing											
IDEAL LAP TIME : 1:46.626		BEST LAP TIME : 1:46.866		DIFFERENCE : 0.240										
LAP	SECTOR 1	SECTOR 2	SECTOR 3	SECTOR 4	LAP TIME	MPH	DIFF	TIME OF DAY						
1 -		118.7	30.660	96.4	21.816	107.2	29.767	113.9	1:54.818	84.40	7.952	15:51:54.580		
2 -	26.913	118.3	30.158	96.9	21.349	108.0	29.409	112.7	1:47.829	89.87	0.963	15:53:42.409		
3 -	26.967	117.1	29.759	95.1	21.375	107.2	29.674	110.3	1:47.775	89.92	0.909	15:55:30.184		
4 -	26.936	116.3	29.848	95.4	21.500	106.8	29.801	110.7	1:48.085	89.66	1.219	15:57:18.269		
5 -	26.697	116.7	29.624	96.0	21.209	106.8	29.472	111.4	1:47.002 (2)	90.57	0.136	15:59:05.271		
6 -	26.710	115.3	29.670	96.0	21.053	107.2	29.433	111.2	1:46.866 (1)	90.68		16:00:52.137		
7 -	26.540	118.3	30.071	95.4	21.206	107.5	29.627	110.9	1:47.444 (3)	90.19	0.578	16:02:39.581		

P37	96	Brandon PAASCH	Mahindra - Microlise Cresswell Racing											
IDEAL LAP TIME : 1:45.703		BEST LAP TIME : 1:45.737		DIFFERENCE : 0.034										
LAP	SECTOR 1	SECTOR 2	SECTOR 3	SECTOR 4	LAP TIME	MPH	DIFF	TIME OF DAY						
1 -		117.7	29.897	95.1	20.885	107.0	29.446	111.2	1:51.709	86.75	5.972	15:51:51.471		
2 -	26.344	116.9	29.395	95.7	20.720	107.2	29.278	111.1	1:45.737 (1)	91.65		15:53:37.208		
3 -	26.808	113.3	29.363	95.7	20.742	106.0	29.293	110.5	1:46.206 (3)	91.25	0.469	15:55:23.414		
4 -	26.356	116.3	29.547	94.3	20.802	105.6	29.415	110.1	1:46.120 (2)	91.32	0.383	15:57:09.534		
5 -	26.463	116.7	29.523	95.0	20.718	105.5	29.671	111.2	1:46.375	91.10	0.638	15:58:55.909		
6 -	26.377	117.9	29.550	93.2	21.022	105.1	29.726	107.7	1:46.675	90.84	0.938	16:00:42.584		
7 -	27.629	103.0	36.550	70.2	27.366	78.4	IN PIT		2:16.680 P	70.90	30.943	16:02:59.264		

P38	66 S	Annabel THOMAS	Honda NSF - Four Anjels Racing											
IDEAL LAP TIME : 1:54.002		BEST LAP TIME :		DIFFERENCE :										
LAP	SECTOR 1	SECTOR 2	SECTOR 3	SECTOR 4	LAP TIME	MPH	DIFF	TIME OF DAY						
1 -		110.7	33.560	83.3	23.438	99.2	31.222	102.9	2:05.125	77.45		15:52:04.887		

MCRCB BULLETIN TK111**2018 Bennetts British Superbike Championship - Round 3****2018 HEL Performance British Motostar Championship****RACE 2 - BEST SPEEDS**

POS	INTERMEDIATE 1			INTERMEDIATE 2			INTERMEDIATE 3			FINISH LINE		
	NO	NAME	MPH	NO	NAME	MPH	NO	NAME	MPH	NO	NAME	MPH
1	14	NIXON	121.7	14	NIXON	99.5	14	NIXON	111.2	15	McMANUS	115.7
2	15	McMANUS	120.6	79	STACEY	98.6	6	TAYLOR	110.5	55	SCOTT	115.3
3	6	TAYLOR	120.4	2	ARCHER	98.5	28	HINDLE	110.1	14	NIXON	115.1
4	2	ARCHER	120.0	28	HINDLE	98.5	2	ARCHER	110.0	64	DURHAM	114.7
5	79	STACEY	120.0	54	BURMAN	98.5	79	STACEY	110.0	54	BURMAN	114.5
6	64	DURHAM	120.0	6	TAYLOR	98.2	8	LODGE	109.6	79	STACEY	114.3
7	8	LODGE	120.0	64	DURHAM	97.9	55	SCOTT	109.6	28	HINDLE	114.3
8	28	HINDLE	119.8	55	SCOTT	97.9	54	BURMAN	109.4	8	LODGE	113.9
9	7	BEST	119.4	8	LODGE	97.8	64	DURHAM	109.2	6	TAYLOR	113.9
10	54	BURMAN	119.4	15	McMANUS	97.8	15	McMANUS	109.2	97	TAYLOR	113.9
11	55	SCOTT	119.1	12	RENDELL	96.9	12	RENDELL	108.5	2	ARCHER	113.7
12	97	TAYLOR	118.7	97	TAYLOR	96.9	97	TAYLOR	108.0	7	BEST	113.1
13	12	RENDELL	118.5	7	BEST	96.6	7	BEST	107.8	34	DELVES	112.2
14	96	PAASCH	117.9	48	PINFOLD	96.1	34	DELVES	107.3	12	RENDELL	111.4
15	34	DELVES	117.7	34	DELVES	96.0	96	PAASCH	107.2	48	PINFOLD	111.2
16	48	PINFOLD	117.3	96	PAASCH	95.7	91	RODRIGUEZ	106.5	96	PAASCH	111.2
17	91	RODRIGUEZ	115.5	56	ATKINS	94.7	48	PINFOLD	105.8	56	ATKINS	110.3
18	47	SEABRIGHT	115.3	89	MORETON	94.3	56	ATKINS	105.6	91	RODRIGUEZ	109.4
19	72	HORSMAN	115.1	91	RODRIGUEZ	94.1	89	MORETON	105.3	47	SEABRIGHT	108.9
20	56	ATKINS	114.7	47	SEABRIGHT	94.1	19	OGDEN	104.2	72	HORSMAN	108.7
21	45	SWANN	114.7	19	OGDEN	93.9	13	CLARK	104.2	89	MORETON	108.7
22	89	MORETON	114.5	20	HART	93.8	25	STRUDWICK	104.0	13	CLARK	108.7
23	25	STRUDWICK	114.3	95	TURNER	93.3	47	SEABRIGHT	103.8	25	STRUDWICK	108.4
24	13	CLARK	114.3	72	HORSMAN	93.2	72	HORSMAN	103.8	95	TURNER	108.4
25	95	TURNER	114.3	13	CLARK	93.2	20	HART	103.8	19	OGDEN	107.7
26	57	HIATT	113.9	25	STRUDWICK	93.0	95	TURNER	103.7	20	HART	107.7
27	19	OGDEN	113.7	57	HIATT	93.0	50	BEHAL	103.5	17	BOURNE	107.3
28	3	LOUGHER	113.7	45	SWANN	92.1	57	HIATT	103.2	50	BEHAL	107.2
29	16	CLARIDGE	113.3	50	BEHAL	92.1	17	BOURNE	102.4	57	HIATT	107.0
30	17	BOURNE	112.9	16	CLARIDGE	91.6	45	SWANN	101.6	3	LOUGHER	106.5
31	20	HART	112.9	69	IRWIN	91.3	3	LOUGHER	101.6	16	CLARIDGE	106.1
32	50	BEHAL	112.7	21	BROOKS	91.1	16	CLARIDGE	101.6	18	FIELDHOUSE	106.0
33	18	FIELDHOUSE	112.5	17	BOURNE	91.0	69	IRWIN	101.5	45	SWANN	105.8
34	69	IRWIN	112.4	18	FIELDHOUSE	91.0	18	FIELDHOUSE	101.3	21	BROOKS	105.8
35	77	LAFFINS	111.4	3	LOUGHER	90.8	21	BROOKS	100.9	69	IRWIN	105.0
36	21	BROOKS	111.1	77	LAFFINS	89.9	77	LAFFINS	100.0	77	LAFFINS	104.2
37	66	THOMAS	110.7	44	SMYTH	88.1	66	THOMAS	99.2	66	THOMAS	102.9
38	44	SMYTH	106.8	66	THOMAS	87.7	44	SMYTH	97.3	44	SMYTH	102.7

Weather / Track : Sunny / Dry

Oulton Park International
Circuit Length = 2.6920 miles
Start: 15:49 Flag 16:07 End: 16:09

Results can be found at www.tsl-timing.com

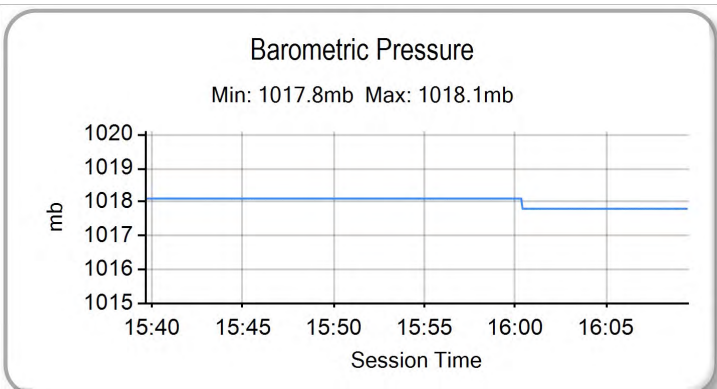
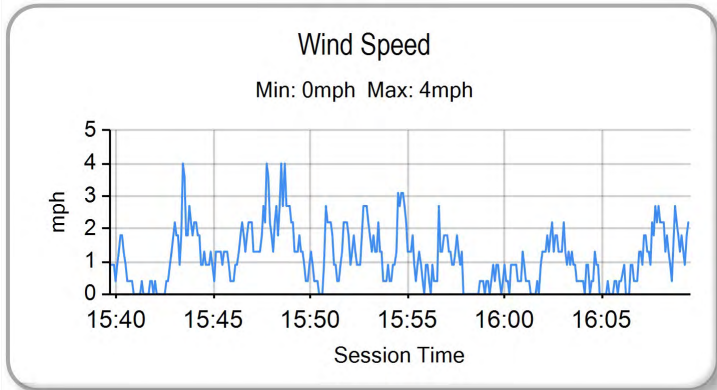
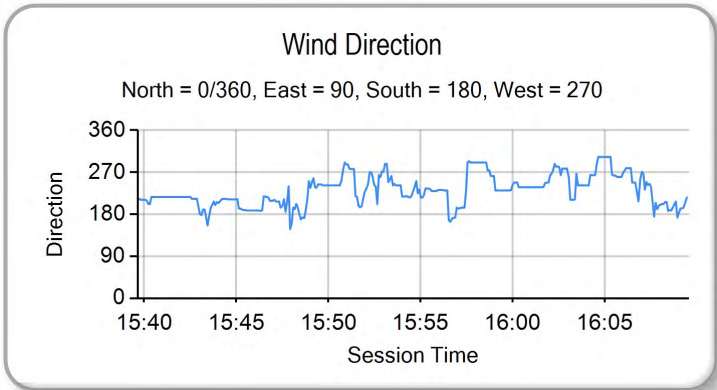
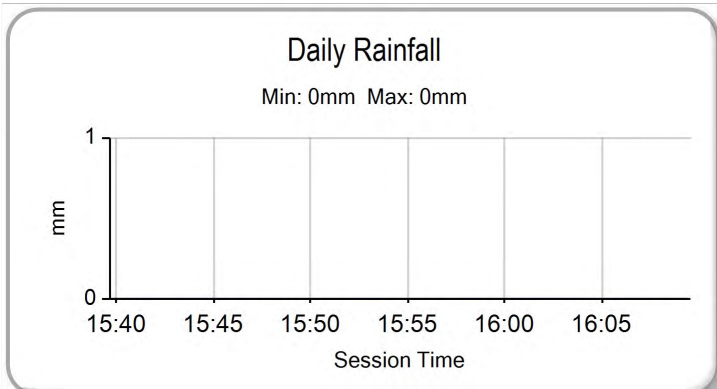
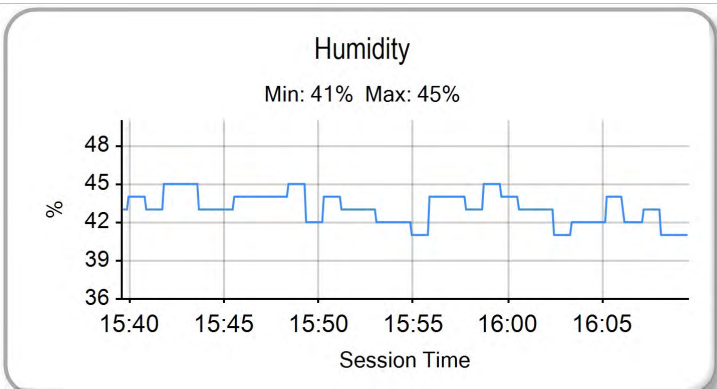
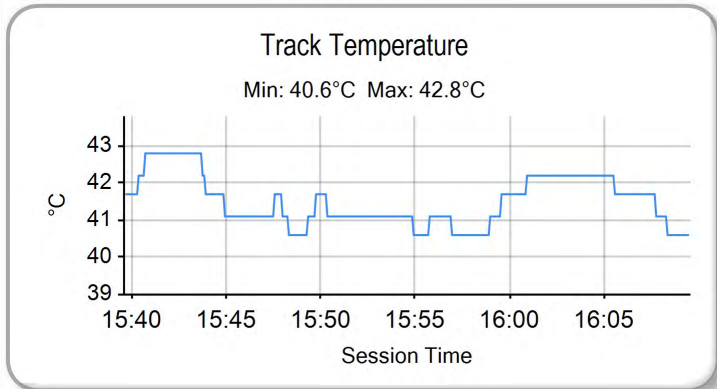
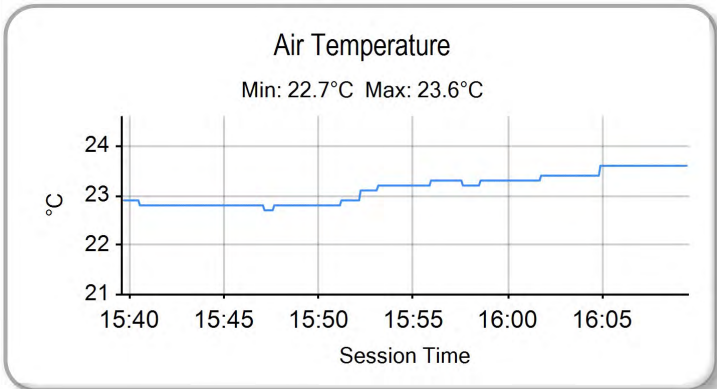
Printed - 16:17 Sunday, 06 May 2018

MCRCB BULLETIN TK112

2018 Bennetts British Superbike Championship - Round 3

2018 HEL Performance British Motostar Championship

RACE 2 - WEATHER CONDITIONS



Weather / Track : Sunny / Dry

Results can be found at www.tsl-timing.com

Oulton Park International
Circuit Length = 2.6920 miles
Start: 15:49 Flag 16:07 End: 16:09

Printed - 16:17 Sunday, 06 May 2018



ROW 13	39	35	Jeremy KNIGHT	38	66	Annabel THOMAS	37	44	Andrew SMYTH	2:01.469
ROW 12	36	18	Jodie FIELDHOUSE	35	16	Harvey CLARIDGE	34	57	Josh HIATT	1:56.852 1:55.838 1:53.209
ROW 11	33	48	Sharni PINFOLD	32	21	Daniel BROOKS	31	3	Ian LOUGHER	1:52.326 1:52.165 1:52.034
ROW 10	30	17	Franco BOURNE	29	77	Sam LAFFINS	28	20	Jack HART	1:51.950 1:51.872 1:51.688
ROW 9	27	50	Aditya BEHAL	26	69	Rhys IRWIN	25	54	Sam BURMAN	1:51.293 1:51.122 1:50.496
ROW 8	24	13	Jacob CLARK	23	95	Ross TURNER	22	45	Scott SWANN	1:50.325 1:50.318 1:49.923
ROW 7	21	25	Thomas STRUDWICK	20	89	Taylor MORETON	19	56	Charlie ATKINS	1:49.353 1:49.325 1:49.261
ROW 6	18	19	Scott OGDEN	17	47	Fenton SEABRIGHT	16	72	Cameron HORSMAN	1:48.754 1:48.305 1:48.247
ROW 5	15	91	Victor RODRIGUEZ	14	28	Lee HINDLE	13	14	Jack NIXON	1:48.092 1:47.574 1:46.959
ROW 4	12	97	Chris TAYLOR	11	34	Liam DELVES	10	7	Edmund BEST	1:46.866 1:46.446 1:46.432
ROW 3	9	6	Taz TAYLOR	8	15	Eugene McMANUS	7	96	Brandon PAASCH	1:46.071 1:46.003 1:45.737
ROW 2	6	8	Elliot LODGE	5	64	Asher DURHAM	4	12	Edward RENDELL	1:45.389 1:45.305 1:45.069
ROW 1	3	79	Storm STACEY	2	55	Jack SCOTT	1	2	Jake ARCHER	1:44.969 1:44.488 1:44.400

Pole

Oulton Park International
Circuit Length = 2.6920 miles

These results are provisional until the conclusion of any judicial and technical matters.

Race Director :	Stewards :	Timekeeper :
-----------------	------------	--------------

Results can be found at www.britishsuperbike.com

Printed - 16:11 Sunday, 06 May 2018



MCRCB BULLETIN TK174

2018 Bennetts British Superbike Championship - Round 3

2018 HEL Performance British Motostar Championship

WARM-UP - CLASSIFICATION



POS	NO	CL	PIC NAME	ENTRY	TIME	ON	LAPS	GAP	DIFF	MPH
1	2		1 Jake ARCHER	KTM - City Lifting / RS Racing	1:45.472	4	4			91.88
2	15		2 Eugene McMANUS	KTM - RS Racing	1:45.668	5	5	0.196	0.196	91.71
3	55		3 Jack SCOTT	KTM - City Lifting / RS Racing	1:45.845	3	3	0.373	0.177	91.56
4	96		4 Brandon PAASCH	Mahindra - Microlise Cresswell Racing	1:45.870	5	5	0.398	0.025	91.53
5	79		5 Storm STACEY	KTM - FPW Racing	1:45.997	5	5	0.525	0.127	91.42
6	64		6 Asher DURHAM	Mahindra - Microlise Cresswell Racing	1:46.003	5	5	0.531	0.006	91.42
7	12		7 Edward RENDELL	KTM FTR - Banks Racing	1:46.163	4	5	0.691	0.160	91.28
8	34		8 Liam DELVES	DR-Moto - Stauff Connect Academy / Dr Moto	1:46.313	5	5	0.841	0.150	91.15
9	6		9 Taz TAYLOR	Kalex KTM - KCS / FPW Racing	1:46.364	5	5	0.892	0.051	91.11
10	97		10 Chris TAYLOR	Mahindra - Microlise Cresswell Racing	1:46.831	5	5	1.359	0.467	90.71
11	14		11 Jack NIXON	KTM - Santander Salt	1:47.481	4	5	2.009	0.650	90.16
12	8		12 Elliot LODGE	FTR - Spike Racing / SP125	1:47.747	4	5	2.275	0.266	89.94
13	28		13 Lee HINDLE	KTM - JH Motorsport	1:48.429	3	5	2.957	0.682	89.37
14	91	S	1 Victor RODRIGUEZ	Honda NSF - GA Competition	1:48.628	4	5	3.156	0.199	89.21
15	7		14 Edmund BEST	KTM - Symbir Motorsport	1:48.705	5	5	3.233	0.077	89.15
16	56	S	2 Charlie ATKINS	Honda NSF - Wilson Racing	1:49.109	5	5	3.637	0.404	88.82
17	72	S	3 Cameron HORSMAN	Honda NSF - Nova / FAB Racing	1:49.116	5	5	3.644	0.007	88.81
18	47	S	4 Fenton SEABRIGHT	Honda NSF - FHS	1:49.490	5	5	4.018	0.374	88.51
19	19	S	5 Scott OGDEN	Honda NSF - Wilson Racing	1:49.523	5	5	4.051	0.033	88.48
20	45	S	6 Scott SWANN	Honda NSF - Swann Racing	1:49.844	5	5	4.372	0.321	88.22
21	95	S	7 Ross TURNER	Honda NSF - RedRat Racing	1:49.892	4	5	4.420	0.048	88.18
22	25	S	8 Thomas STRUDWICK	Honda NSF - Case Moto Rapido Moto3	1:49.915	4	5	4.443	0.023	88.17
23	54		15 Sam BURMAN	KTM - TeamWNT / Burman Racing	1:51.515	4	4	6.043	1.600	86.90
24	89	S	9 Taylor MORETON	Honda NSF - Tsingtao Racing	1:51.872	2	5	6.400	0.357	86.62
25	69	S	10 Rhys IRWIN	Honda NSF - Motorcycling Ireland by Irwin Racing	1:52.313	2	2	6.841	0.441	86.28
26	13	S	11 Jacob CLARK	Honda NSF - Wilson Racing	1:52.542	4	5	7.070	0.229	86.11
27	77	S	12 Sam LAFFINS	Honda NSF - Sam Laffins Racing / Team ILR	1:52.676	2	5	7.204	0.134	86.01
28	20	S	13 Jack HART	Honda NSF - Wilson Racing	1:52.746	3	3	7.274	0.070	85.95
29	17	S	14 Franco BOURNE	Honda NSF - Franco Bourne Racing	1:53.253	3	5	7.781	0.507	85.57
30	57	S	15 Josh HIATT	Honda NSF - SorryMate.com	1:53.907	4	5	8.435	0.654	85.08
31	21	S	16 Daniel BROOKS	Honda NSF - Daniel Brooks Racing	1:54.025	5	5	8.553	0.118	84.99
32	48		16 Sharni PINFOLD	KTM - RS Racing	1:54.117	4	5	8.645	0.092	84.92
33	66	S	17 Annabel THOMAS	Honda NSF - Four Anjels Racing	1:54.518	4	5	9.046	0.401	84.62
34	16	S	18 Harvey CLARIDGE	Honda NSF - Nova Racing / SP125	1:55.437	4	4	9.965	0.919	83.95
35	50	S	19 Aditya BEHAL	Honda NSF - Microlise Cresswell Racing	1:56.020	3	4	10.548	0.583	83.53
36	18	S	20 Jodie FIELDHOUSE	Honda NSF - Go PINK Racing	1:56.276	4	4	10.804	0.256	83.34
37	44	S	21 Andrew SMYTH	Honda NSF - R Mullen	1:59.227	4	4	13.755	2.951	81.28
38	35	S	22 Jeremy KNIGHT	Honda NSF - Jeremy Knight Racing	2:02.100	4	4	16.628	2.873	79.37

Weather / Track : Bright / Dry

These results are provisional until the conclusion of any judicial and technical matters.

Oulton Park International
Circuit Length = 2.6920 miles
Start: 10:11 Flag 10:19 End: 10:21

Race Director :	Stewards :	Timekeeper :
-----------------	------------	--------------

Results can be found at www.britishsuperbike.com

Printed - 10:21 Monday, 07 May 2018

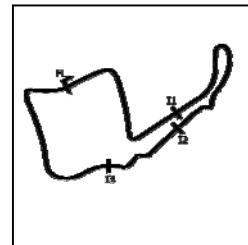


MCRCB BULLETIN TK175

2018 Bennetts British Superbike Championship - Round 3

2018 HEL Performance British Motostar Championship

WARM-UP - SECTOR ANALYSIS



SECTOR 1 = FL to I1, SECTOR 2 = I1 to I2 SECTOR 3 = I2 to I3, SECTOR 4 = I3 to FL, DIFF = Difference To Personal Best Lap, P = Crossed Finish Line in Pit Lane, D = Time Disallowed

P1		2		Jake ARCHER				KTM - City Lifting / RS Racing			
IDEAL LAP TIME : 1:45.112		BEST LAP TIME : 1:45.472		DIFFERENCE : 0.360							
LAP	SECTOR 1	SECTOR 2		SECTOR 3		SECTOR 4		LAP TIME	MPH	DIFF	TIME OF DAY
1 -	OUTLAP	115.9	31.187	96.4	21.451	108.7	29.129	113.7			10:13:51.358
2 -	26.604	119.4	29.845	97.5	20.740	109.6	28.825	114.5	1:46.014 (3)	91.41	0.542 10:15:37.372
3 -	26.268	120.2	29.825	97.9	20.611	110.0	28.787	114.1	1:45.491 (2)	91.86	0.019 10:17:22.863
4 -	26.628	120.6	29.474	98.8	20.586	110.3	28.784	114.7	1:45.472 (1)	91.88	10:19:08.335

P2		15		Eugene McMANUS				KTM - RS Racing			
IDEAL LAP TIME : 1:45.627		BEST LAP TIME : 1:45.668		DIFFERENCE : 0.041							
LAP	SECTOR 1	SECTOR 2		SECTOR 3		SECTOR 4		LAP TIME	MPH	DIFF	TIME OF DAY
1 -	OUTLAP	115.3	31.191	96.6	21.446	106.6	29.722	112.2			10:12:54.642
2 -	27.126	119.8	30.017	97.3	21.156	108.5	29.453	113.1	1:47.752	89.94	2.084 10:14:42.394
3 -	26.543	119.4	29.934	97.3	20.918	107.7	29.393	112.7	1:46.788 (3)	90.75	1.120 10:16:29.182
4 -	26.448	120.0	29.602	97.5	20.820	106.6	28.950	113.7	1:45.820 (2)	91.58	0.152 10:18:15.002
5 -	26.401	119.4	29.580	96.6	20.861	108.7	28.826	113.9	1:45.668 (1)	91.71	10:20:00.670

P3		55		Jack SCOTT				KTM - City Lifting / RS Racing			
IDEAL LAP TIME : 1:45.845		BEST LAP TIME : 1:45.845		DIFFERENCE : 0.000							
LAP	SECTOR 1	SECTOR 2		SECTOR 3		SECTOR 4		LAP TIME	MPH	DIFF	TIME OF DAY
1 -	OUTLAP	112.9	32.309	95.5	21.703	105.8	29.784	111.1			10:16:03.183
2 -	26.823	117.5	30.082	96.9	21.236	107.2	29.308	111.2	1:47.449 (2)	90.19	1.604 10:17:50.632
3 -	26.355	118.1	29.531	96.9	20.999	107.3	28.960	112.5	1:45.845 (1)	91.56	10:19:36.477

P4		96		Brandon PAASCH				Mahindra - Microlise Cresswell Racing			
IDEAL LAP TIME : 1:45.773		BEST LAP TIME : 1:45.870		DIFFERENCE : 0.097							
LAP	SECTOR 1	SECTOR 2		SECTOR 3		SECTOR 4		LAP TIME	MPH	DIFF	TIME OF DAY
1 -	OUTLAP	113.9	31.141	93.4	21.427	104.8	29.907	109.6			10:12:53.772
2 -	26.732	116.1	30.344	94.6	20.959	105.5	29.583	111.1	1:47.618	90.05	1.748 10:14:41.390
3 -	26.325	116.9	29.991	95.4	20.783	106.0	29.505	110.7	1:46.604 (3)	90.90	0.734 10:16:27.994
4 -	26.393	116.1	29.818	95.1	20.667	106.1	29.250	111.1	1:46.128 (2)	91.31	0.258 10:18:14.122
5 -	26.406	117.3	29.690	96.0	20.683	106.1	29.091	111.1	1:45.870 (1)	91.53	10:19:59.992

P5		79		Storm STACEY				KTM - FPW Racing			
IDEAL LAP TIME : 1:45.826		BEST LAP TIME : 1:45.997		DIFFERENCE : 0.171							
LAP	SECTOR 1	SECTOR 2		SECTOR 3		SECTOR 4		LAP TIME	MPH	DIFF	TIME OF DAY
1 -	OUTLAP	115.7	31.618	97.9	21.648	109.4	29.656	114.1			10:13:00.138
2 -	26.885	119.1	31.021	96.4	21.347	107.8	29.288	113.7	1:48.541	89.28	2.544 10:14:48.679
3 -	26.688	118.5	29.893	98.2	20.918	107.0	29.064	113.7	1:46.563 (3)	90.94	0.566 10:16:35.242
4 -	26.453	119.4	29.749	98.1	20.917	108.7	29.080	113.5	1:46.199 (2)	91.25	0.202 10:18:21.441
5 -	26.455	118.9	29.481	98.3	20.828	108.5	29.233	114.3	1:45.997 (1)	91.42	10:20:07.438

P6		64		Asher DURHAM				Mahindra - Microlise Cresswell Racing			
IDEAL LAP TIME : 1:45.892		BEST LAP TIME : 1:46.003		DIFFERENCE : 0.111							
LAP	SECTOR 1	SECTOR 2		SECTOR 3		SECTOR 4		LAP TIME	MPH	DIFF	TIME OF DAY
1 -	OUTLAP	117.9	31.478	95.1	21.432	107.7	29.438	114.7			10:12:54.720
2 -	26.843	118.9	29.932	97.5	20.925	108.4	29.223	114.7	1:46.923	90.63	0.920 10:14:41.643
3 -	26.631	115.9	29.775	97.1	20.815	108.9	29.358	114.3	1:46.579 (3)	90.93	0.576 10:16:28.222
4 -	26.411	118.9	29.811	97.8	20.815	108.9	28.996	115.3	1:46.033 (2)	91.39	0.030 10:18:14.255
5 -	26.358	119.4	29.820	98.3	20.881	108.0	28.944	115.5	1:46.003 (1)	91.42	10:20:00.258

P7		12		Edward RENDELL				KTM FTR - Banks Racing			
IDEAL LAP TIME : 1:46.074		BEST LAP TIME : 1:46.163		DIFFERENCE : 0.089							
LAP	SECTOR 1	SECTOR 2		SECTOR 3		SECTOR 4		LAP TIME	MPH	DIFF	TIME OF DAY
1 -	OUTLAP	111.4	30.382	93.3	21.339	104.2	29.996	110.7			10:13:25.555
2 -	26.968	114.9	29.729	93.7	21.078	105.3	29.754	110.7	1:47.529 (3)	90.12	1.366 10:15:13.084
3 -	26.712	116.9	30.527	91.6	21.122	105.5	29.713	110.9	1:48.074	89.67	1.911 10:17:01.158

Weather / Track : Bright / Dry

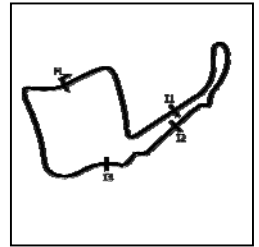
Oulton Park International
Circuit Length = 2.6920 miles
Start: 10:11 Flag 10:19 End: 10:21

MCRCB BULLETIN TK175

2018 Bennetts British Superbike Championship - Round 3

2018 HEL Performance British Motostar Championship

WARM-UP - SECTOR ANALYSIS



SECTOR 1 = FL to I1, SECTOR 2 = I1 to I2 SECTOR 3 = I2 to I3, SECTOR 4 = I3 to FL, DIFF = Difference To Personal Best Lap, P = Crossed Finish Line in Pit Lane, D = Time Disallowed

4 -	26.407	117.9	29.427	94.9	20.926	106.5	29.403	109.6	1:46.163 (1)	91.28		10:18:47.321
5 -	26.903	112.9	29.356	93.3	20.908	105.5	29.407	108.7	1:46.574 (2)	90.93	0.411	10:20:33.895

P8	34	Liam DELVES					DR-Moto - Stauff Connect Academy / Dr Moto					
IDEAL LAP TIME : 1:46.313		BEST LAP TIME : 1:46.313			DIFFERENCE : 0.000							
LAP	SECTOR 1	SECTOR 2		SECTOR 3		SECTOR 4		LAP TIME	MPH	DIFF	TIME OF DAY	
1 -	OUTLAP	112.7	31.444	94.2	21.766	105.6	30.191	110.1			10:12:58.654	
2 -	27.162	113.5	30.166	93.5	21.299	105.3	29.637	111.2	1:48.264 (3)	89.51	1.951	10:14:46.918
3 -	26.754	115.7	29.712	94.3	21.185	105.3	29.529	111.2	1:47.180 (2)	90.42	0.867	10:16:34.098
4 -	27.417	105.1	30.382	94.7	21.088	105.6	29.518	111.4	1:48.405	89.39	2.092	10:18:22.503
5 -	26.568	116.1	29.501	93.9	20.922	105.8	29.322	111.4	1:46.313 (1)	91.15		10:20:08.816

P9	6	Taz TAYLOR					Kalex KTM - KCS / FPW Racing					
IDEAL LAP TIME : 1:46.326		BEST LAP TIME : 1:46.364			DIFFERENCE : 0.038							
LAP	SECTOR 1	SECTOR 2		SECTOR 3		SECTOR 4		LAP TIME	MPH	DIFF	TIME OF DAY	
1 -	OUTLAP	116.7	31.600	97.1	21.617	108.2	30.083	113.3			10:13:00.325	
2 -	27.083	120.2	30.986	97.2	21.269	109.2	29.396	113.7	1:48.734	89.12	2.370	10:14:49.059
3 -	26.620	119.1	30.054	98.2	20.931	109.4	29.293	114.1	1:46.898 (3)	90.65	0.534	10:16:35.957
4 -	26.664	118.9	29.781	98.8	20.942	110.0	29.359	114.5	1:46.746 (2)	90.78	0.382	10:18:22.703
5 -	26.571	120.2	29.551	98.2	20.969	109.1	29.273	113.5	1:46.364 (1)	91.11		10:20:09.067

P10	97	Chris TAYLOR					Mahindra - Microlise Cresswell Racing					
IDEAL LAP TIME : 1:46.674		BEST LAP TIME : 1:46.831			DIFFERENCE : 0.157							
LAP	SECTOR 1	SECTOR 2		SECTOR 3		SECTOR 4		LAP TIME	MPH	DIFF	TIME OF DAY	
1 -	OUTLAP	116.1	32.916	94.2	22.082	106.6	30.270	112.5			10:13:02.935	
2 -	26.915	118.1	30.521	96.1	22.162	106.1	29.555	112.4	1:49.153	88.78	2.322	10:14:52.088
3 -	27.460	115.7	30.453	95.8	21.204	107.0	29.566	111.2	1:48.683 (3)	89.17	1.852	10:16:40.771
4 -	26.623	117.5	29.826	95.8	21.119	106.3	29.484	111.8	1:47.052 (2)	90.52	0.221	10:18:27.823
5 -	26.629	117.3	29.977	96.1	20.891	107.8	29.334	111.1	1:46.831 (1)	90.71		10:20:14.654

P11	14	Jack NIXON					KTM - Santander Salt					
IDEAL LAP TIME : 1:47.387		BEST LAP TIME : 1:47.481			DIFFERENCE : 0.094							
LAP	SECTOR 1	SECTOR 2		SECTOR 3		SECTOR 4		LAP TIME	MPH	DIFF	TIME OF DAY	
1 -	OUTLAP	115.1	33.451	97.3	22.094	109.2	29.735	115.9			10:13:02.186	
2 -	26.821	118.5	30.521	99.1	22.211	109.2	29.827	115.7	1:49.380	88.60	1.899	10:14:51.566
3 -	27.125	118.9	30.074	99.5	21.207	110.5	29.487	115.1	1:47.893 (3)	89.82	0.412	10:16:39.459
4 -	26.801	119.4	30.132	97.2	21.025	107.5	29.523	115.1	1:47.481 (1)	90.16		10:18:26.940
5 -	26.899	118.7	30.172	97.2	21.057	108.9	29.695	112.4	1:47.823 (2)	89.88	0.342	10:20:14.763

P12	8	Elliot LODGE					FTR - Spike Racing / SP125					
IDEAL LAP TIME : 1:46.541		BEST LAP TIME : 1:47.747			DIFFERENCE : 1.206							
LAP	SECTOR 1	SECTOR 2		SECTOR 3		SECTOR 4		LAP TIME	MPH	DIFF	TIME OF DAY	
1 -	OUTLAP	117.1	30.743	96.8	26.703	105.0	30.296	112.7			10:13:31.755	
2 -	26.984	117.5	30.805	97.3	21.627	107.5	29.585	113.7	1:49.001	88.91	1.254	10:15:20.756
3 -	26.718	118.5	30.905	94.9	21.337	108.0	29.803	114.3	1:48.763 (3)	89.10	1.016	10:17:09.519
4 -	27.093	118.9	29.751	97.8	21.121	108.5	29.782	113.7	1:47.747 (1)	89.94		10:18:57.266
5 -	26.319	119.4	31.042	96.9	21.657	107.5	29.350	113.7	1:48.368 (2)	89.42	0.621	10:20:45.634

P13	28	Lee HINDLE					KTM - JH Motorsport					
IDEAL LAP TIME : 1:48.187		BEST LAP TIME : 1:48.429			DIFFERENCE : 0.242							
LAP	SECTOR 1	SECTOR 2		SECTOR 3		SECTOR 4		LAP TIME	MPH	DIFF	TIME OF DAY	
1 -	OUTLAP	117.1	32.221	95.7	22.236	106.6	30.498	111.8			10:13:29.542	
2 -	27.063	117.7	31.163	95.5	21.633	107.5	29.778	113.5	1:49.637	88.39	1.208	10:15:19.179
3 -	26.802	117.5	30.428	96.1	21.421	108.5	29.778	112.9	1:48.429 (1)	89.37		10:17:07.608
4 -	27.287	116.1	30.551	96.2	21.272	107.5	29.742	112.7	1:48.852 (3)	89.03	0.423	10:18:56.460
5 -	26.998	117.9	30.574	96.5	21.215	106.5	29.814	112.4	1:48.601 (2)	89.23	0.172	10:20:45.061

Weather / Track : Bright / Dry

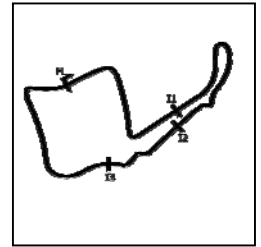
Oulton Park International
Circuit Length = 2.6920 miles
Start: 10:11 Flag 10:19 End: 10:21

MCRCB BULLETIN TK175

2018 Bennetts British Superbike Championship - Round 3

2018 HEL Performance British Motostar Championship

WARM-UP - SECTOR ANALYSIS



SECTOR 1 = FL to I1, SECTOR 2 = I1 to I2 SECTOR 3 = I2 to I3, SECTOR 4 = I3 to FL, DIFF = Difference To Personal Best Lap, P = Crossed Finish Line in Pit Lane, D = Time Disallowed

P14		91 S		Victor RODRIGUEZ				Honda NSF - GA Competition				
IDEAL LAP TIME : 1:48.220		BEST LAP TIME : 1:48.628				DIFFERENCE : 0.408						
LAP	SECTOR 1	SECTOR 2		SECTOR 3		SECTOR 4		LAP TIME	MPH	DIFF	TIME OF DAY	
1 -	OUTLAP	115.9	33.200	91.4	22.421	104.8	30.269	110.3			10:13:03.765	
2 -	27.005	116.9	30.670	93.4	21.538	104.0	30.075	109.6	1:49.288 (3)	88.67	0.660	10:14:53.053
3 -	28.288	104.3	30.996	90.3	21.916	103.5	30.062	110.7	1:51.262	87.10	2.634	10:16:44.315
4 -	27.277	117.1	29.829	93.7	21.324	104.8	30.198	110.1	1:48.628 (1)	89.21		10:18:32.943
5 -	27.128	116.3	30.238	93.9	21.352	104.5	30.181	108.7	1:48.899 (2)	88.99	0.271	10:20:21.842

P15		7		Edmund BEST				KTM - SymCirrus Motorsport				
IDEAL LAP TIME : 1:48.533		BEST LAP TIME : 1:48.705				DIFFERENCE : 0.172						
LAP	SECTOR 1	SECTOR 2		SECTOR 3		SECTOR 4		LAP TIME	MPH	DIFF	TIME OF DAY	
1 -	OUTLAP	117.3	32.569	93.7	22.228	106.0	30.258	112.4			10:13:04.609	
2 -	27.242	118.5	30.745	95.1	21.505	106.6	30.531	112.7	1:50.023	88.08	1.318	10:14:54.632
3 -	27.046	118.3	30.876	94.1	21.511	106.5	29.889	112.7	1:49.322 (3)	88.64	0.617	10:16:43.954
4 -	27.041	117.7	30.241	94.7	21.362	106.6	30.222	110.9	1:48.866 (2)	89.02	0.161	10:18:32.820
5 -	27.053	117.5	30.275	95.3	21.373	106.3	30.004	111.6	1:48.705 (1)	89.15		10:20:21.525

P16		56 S		Charlie ATKINS				Honda NSF - Wilson Racing				
IDEAL LAP TIME : 1:49.109		BEST LAP TIME : 1:49.109				DIFFERENCE : 0.000						
LAP	SECTOR 1	SECTOR 2		SECTOR 3		SECTOR 4		LAP TIME	MPH	DIFF	TIME OF DAY	
1 -	OUTLAP	112.7	33.994	93.8	22.486	105.1	30.870	109.8			10:13:06.002	
2 -	27.801	115.7	30.942	94.5	21.928	104.6	30.311	110.9	1:50.982 (3)	87.32	1.873	10:14:56.984
3 -	28.168	103.5	32.629	93.0	22.146	104.0	30.332	109.6	1:53.275	85.55	4.166	10:16:50.259
4 -	27.768	113.9	30.774	93.9	21.530	105.0	30.064	110.5	1:50.136 (2)	87.99	1.027	10:18:40.395
5 -	27.239	115.5	30.426	94.7	21.448	105.0	29.996	110.7	1:49.109 (1)	88.82		10:20:29.504

P17		72 S		Cameron HORSMAN				Honda NSF - Nova / FAB Racing				
IDEAL LAP TIME : 1:49.017		BEST LAP TIME : 1:49.116				DIFFERENCE : 0.099						
LAP	SECTOR 1	SECTOR 2		SECTOR 3		SECTOR 4		LAP TIME	MPH	DIFF	TIME OF DAY	
1 -	OUTLAP	112.2	31.938	91.4	22.017	103.7	30.752	107.7			10:13:13.291	
2 -	27.441	112.9	30.961	92.8	22.589	101.9	30.061	107.0	1:51.052	87.26	1.936	10:15:04.343
3 -	27.461	112.0	30.643	91.9	21.727	102.4	30.029	108.4	1:49.860 (3)	88.21	0.744	10:16:54.203
4 -	27.272	112.4	30.289	92.3	21.640	102.1	30.224	106.8	1:49.425 (2)	88.56	0.309	10:18:43.628
5 -	27.371	112.7	30.182	92.0	21.581	102.4	29.982	107.5	1:49.116 (1)	88.81		10:20:32.744

P18		47 S		Fenton SEABRIGHT				Honda NSF - FHS				
IDEAL LAP TIME : 1:49.380		BEST LAP TIME : 1:49.490				DIFFERENCE : 0.110						
LAP	SECTOR 1	SECTOR 2		SECTOR 3		SECTOR 4		LAP TIME	MPH	DIFF	TIME OF DAY	
1 -	OUTLAP	112.0	33.351	92.3	22.345	103.4	30.251	107.7			10:13:03.426	
2 -	27.216	113.9	30.594	93.7	21.663	102.7	30.230	105.6	1:49.703 (2)	88.34	0.213	10:14:53.129
3 -	27.917	112.7	30.935	91.9	21.352	103.5	30.454	106.5	1:50.658	87.57	1.168	10:16:43.787
4 -	27.742	110.9	30.747	93.2	21.384	101.5	30.407	107.8	1:50.280 (3)	87.87	0.790	10:18:34.067
5 -	27.262	112.4	30.582	91.4	21.372	102.2	30.274	107.0	1:49.490 (1)	88.51		10:20:23.557

P19		19 S		Scott OGDEN				Honda NSF - Wilson Racing				
IDEAL LAP TIME : 1:49.523		BEST LAP TIME : 1:49.523				DIFFERENCE : 0.000						
LAP	SECTOR 1	SECTOR 2		SECTOR 3		SECTOR 4		LAP TIME	MPH	DIFF	TIME OF DAY	
1 -	OUTLAP	112.0	33.334	92.3	22.685	101.6	30.782	107.8			10:13:05.153	
2 -	27.906	111.1	31.006	93.3	22.046	101.9	30.401	108.2	1:51.359 (3)	87.02	1.836	10:14:56.512
3 -	27.556	114.1	30.994	90.8	21.735	103.4	30.171	108.5	1:50.456 (2)	87.73	0.933	10:16:46.968
4 -	27.488	113.5	32.750	86.0	22.263	102.2	30.286	107.5	1:52.787	85.92	3.264	10:18:39.755
5 -	27.358	112.2	30.560	92.5	21.489	101.9	30.116	107.7	1:49.523 (1)	88.48		10:20:29.278

P20		45 S		Scott SWANN				Honda NSF - Swann Racing			
IDEAL LAP TIME : 1:49.799		BEST LAP TIME : 1:49.844				DIFFERENCE : 0.045					
LAP	SECTOR 1	SECTOR 2		SECTOR 3		SECTOR 4		LAP TIME	MPH	DIFF	TIME OF DAY

Weather / Track : Bright / Dry

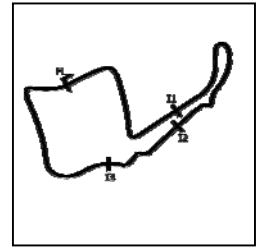
Oulton Park International
 Circuit Length = 2.6920 miles
 Start: 10:11 Flag 10:19 End: 10:21

MCRCB BULLETIN TK175

2018 Bennetts British Superbike Championship - Round 3

2018 HEL Performance British Motostar Championship

WARM-UP - SECTOR ANALYSIS



SECTOR 1 = FL to I1, SECTOR 2 = I1 to I2, SECTOR 3 = I2 to I3, SECTOR 4 = I3 to FL, DIFF = Difference To Personal Best Lap, P = Crossed Finish Line in Pit Lane, D = Time Disallowed

1 -	OUTLAP	107.8	32.629	89.8	22.557	100.1	31.219	106.3					10:13:03.730
2 -	27.856	112.4	32.387	90.9	21.731	101.0	30.612	105.6	1:52.586	86.07	2.742		10:14:56.316
3 -	27.716	111.4	30.750	90.8	21.735	100.7	30.312	105.6	1:50.513	(3)	87.69	0.669	10:16:46.829
4 -	27.603	111.8	30.556	91.4	21.572	100.6	30.361	105.1	1:50.092	(2)	88.02	0.248	10:18:36.921
5 -	27.581	111.4	30.601	90.9	21.483	100.6	30.179	105.1	1:49.844	(1)	88.22		10:20:26.765

P21	95 S	Ross TURNER				Honda NSF - RedRat Racing							
IDEAL LAP TIME : 1:49.801		BEST LAP TIME : 1:49.892		DIFFERENCE : 0.091									
LAP	SECTOR 1	SECTOR 2	SECTOR 3	SECTOR 4	LAP TIME	MPH	DIFF	TIME OF DAY					
1 -	OUTLAP	113.1	33.812	91.9	22.823	103.5	30.856	109.4					10:13:06.161
2 -	28.017	113.7	30.775	93.8	21.924	103.5	30.315	109.1	1:51.031	87.28	1.139		10:14:57.192
3 -	27.879	113.7	30.599	93.4	21.572	102.7	30.123	108.7	1:50.173	(3)	87.96	0.281	10:16:47.365
4 -	27.665	113.3	30.554	92.6	21.583	102.1	30.090	107.5	1:49.892	(1)	88.18		10:18:37.257
5 -	27.585	112.7	30.752	92.0	21.627	102.1	30.105	107.2	1:50.069	(2)	88.04	0.177	10:20:27.326

P22	25 S	Thomas STRUDWICK				Honda NSF - Case Moto Rapido Moto3							
IDEAL LAP TIME : 1:49.534		BEST LAP TIME : 1:49.915		DIFFERENCE : 0.381									
LAP	SECTOR 1	SECTOR 2	SECTOR 3	SECTOR 4	LAP TIME	MPH	DIFF	TIME OF DAY					
1 -	OUTLAP	110.7	32.194	89.3	22.542	102.4	31.054	108.4					10:13:14.090
2 -	28.509	111.8	32.191	91.0	21.904	101.8	30.403	108.2	1:53.007	85.75	3.092		10:15:07.097
3 -	27.508	114.1	31.431	91.6	21.617	101.8	30.401	107.0	1:50.957	(2)	87.34	1.042	10:16:58.054
4 -	27.509	112.7	30.568	92.4	21.646	101.5	30.192	107.8	1:49.915	(1)	88.17		10:18:47.969
5 -	27.157	113.7	31.588	92.3	21.759	103.4	30.691	105.0	1:51.195	(3)	87.15	1.280	10:20:39.164

P23	54	Sam BURMAN				KTM - TeamWNT / Burman Racing							
IDEAL LAP TIME : 1:51.515		BEST LAP TIME : 1:51.515		DIFFERENCE : 0.000									
LAP	SECTOR 1	SECTOR 2	SECTOR 3	SECTOR 4	LAP TIME	MPH	DIFF	TIME OF DAY					
1 -	OUTLAP	115.9	32.087	97.1	22.233	107.8	30.643	112.0					10:12:57.188
2 -	28.120	117.1	33.157	89.5	24.757	94.1	IN PIT		2:03.961	P	78.18	12.446	10:15:01.149
3 -	OUTLAP	113.7	32.394	95.1	22.842	107.0	30.852	112.4	3:03.820		52.72	1:12.305	10:18:04.969
4 -	27.798	117.5	31.017	97.8	22.185	107.5	30.515	112.5	1:51.515	(1)	86.90		10:19:56.484

P24	89 S	Taylor MORETON				Honda NSF - Tsingtao Racing							
IDEAL LAP TIME : 1:51.685		BEST LAP TIME : 1:51.872		DIFFERENCE : 0.187									
LAP	SECTOR 1	SECTOR 2	SECTOR 3	SECTOR 4	LAP TIME	MPH	DIFF	TIME OF DAY					
1 -	OUTLAP	110.0	31.749	92.1	22.266	103.7	30.570	109.6					10:12:59.260
2 -	27.753	113.3	31.328	92.8	22.140	103.4	30.651	108.0	1:51.872	(1)	86.62		10:14:51.132
3 -	27.875	114.3	31.528	92.5	22.627	100.4	31.092	108.4	1:53.122	(2)	85.67	1.250	10:16:44.254
4 -	27.981	112.7	31.222	92.9	39.926	99.8	31.288	107.2	2:10.417		74.31	18.545	10:18:54.671
5 -	28.443	112.9	31.415	93.0	22.746	102.1	31.984	105.5	1:54.588	(3)	84.57	2.716	10:20:49.259

P25	69 S	Rhys IRWIN				Honda NSF - Motorcycling Ireland by Irwin Racing							
IDEAL LAP TIME : 1:52.313		BEST LAP TIME : 1:52.313		DIFFERENCE : 0.000									
LAP	SECTOR 1	SECTOR 2	SECTOR 3	SECTOR 4	LAP TIME	MPH	DIFF	TIME OF DAY					
1 -	OUTLAP	109.6	32.054	89.0	22.514	100.0	31.254	105.8					10:12:59.167
2 -	27.975	112.5	31.756	90.6	22.198	100.6	30.384	107.0	1:52.313	(1)	86.28		10:14:51.480

P26	13 S	Jacob CLARK				Honda NSF - Wilson Racing							
IDEAL LAP TIME : 1:52.167		BEST LAP TIME : 1:52.542		DIFFERENCE : 0.375									
LAP	SECTOR 1	SECTOR 2	SECTOR 3	SECTOR 4	LAP TIME	MPH	DIFF	TIME OF DAY					
1 -	OUTLAP	113.1	34.269	91.1	22.638	102.9	30.995	109.6					10:13:06.770
2 -	28.457	112.4	31.381	90.8	22.429	100.9	30.968	107.5	1:53.235	(2)	85.58	0.693	10:15:00.005
3 -	27.903	112.7	31.576	91.5	22.691	101.9	31.104	107.5	1:53.274	(3)	85.55	0.732	10:16:53.279
4 -	28.207	111.4	31.126	92.3	22.211	101.6	30.998	105.3	1:52.542	(1)	86.11		10:18:45.821
5 -	28.454	109.6	31.663	90.6	22.170	101.5	31.629	102.7	1:53.916		85.07	1.374	10:20:39.737

Weather / Track : Bright / Dry

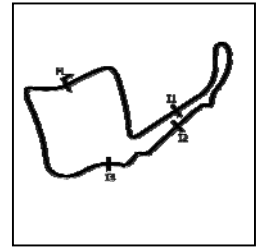
Oulton Park International
Circuit Length = 2.6920 miles
Start: 10:11 Flag 10:19 End: 10:21

MCRCB BULLETIN TK175

2018 Bennetts British Superbike Championship - Round 3

2018 HEL Performance British Motostar Championship

WARM-UP - SECTOR ANALYSIS



SECTOR 1 = FL to I1, SECTOR 2 = I1 to I2 SECTOR 3 = I2 to I3, SECTOR 4 = I3 to FL, DIFF = Difference To Personal Best Lap, P = Crossed Finish Line in Pit Lane, D = Time Disallowed

P27 77 S		Sam LAFFINS				Honda NSF - Sam Laffins Racing / Team ILR					
IDEAL LAP TIME : 1:52.450		BEST LAP TIME : 1:52.676				DIFFERENCE : 0.226					
LAP	SECTOR 1	SECTOR 2		SECTOR 3		SECTOR 4		LAP TIME	MPH	DIFF	TIME OF DAY
1 -	OUTLAP	105.6	34.247	87.2	23.454	98.5	31.581	104.8			10:13:06.593
2 -	28.239	109.2	31.176	88.7	22.365	97.8	30.896	104.2	1:52.676 (1)	86.01	10:14:59.269
3 -	28.536	108.2	31.451	87.0	22.553	97.2	31.405	102.7	1:53.945	85.05	1.269 10:16:53.214
4 -	28.925	107.0	31.238	88.4	22.406	97.5	30.833	103.5	1:53.402 (3)	85.45	0.726 10:18:46.616
5 -	28.216	109.2	31.385	88.5	22.225	98.6	31.149	103.7	1:52.975 (2)	85.78	0.299 10:20:39.591

P28 20 S		Jack HART				Honda NSF - Wilson Racing					
IDEAL LAP TIME : 1:52.746		BEST LAP TIME : 1:52.746				DIFFERENCE : 0.000					
LAP	SECTOR 1	SECTOR 2		SECTOR 3		SECTOR 4		LAP TIME	MPH	DIFF	TIME OF DAY
1 -	OUTLAP	109.6	33.680	91.1	22.938	102.1	31.358	107.5			10:16:09.254
2 -	28.890	111.8	31.848	93.3	22.191	103.0	31.120	107.7	1:54.049 (2)	84.97	1.303 10:18:03.303
3 -	27.976	112.5	31.757	93.3	21.949	102.7	31.064	106.5	1:52.746 (1)	85.95	10:19:56.049

P29 17 S		Franco BOURNE				Honda NSF - Franco Bourne Racing					
IDEAL LAP TIME : 1:52.562		BEST LAP TIME : 1:53.253				DIFFERENCE : 0.691					
LAP	SECTOR 1	SECTOR 2		SECTOR 3		SECTOR 4		LAP TIME	MPH	DIFF	TIME OF DAY
1 -	OUTLAP	110.3	33.414	90.6	23.641	99.2	31.765	104.8			10:13:13.331
2 -	28.523	112.4	33.165	91.5	22.206	100.6	30.911	106.3	1:54.805	84.41	1.552 10:15:08.136
3 -	28.157	110.9	31.568	90.0	22.153	101.5	31.375	105.3	1:53.253 (1)	85.57	10:17:01.389
4 -	27.934	112.2	32.061	88.6	22.380	102.1	31.208	106.1	1:53.583 (3)	85.32	0.330 10:18:54.972
5 -	28.482	111.1	31.771	89.3	22.181	102.6	30.907	105.0	1:53.341 (2)	85.50	0.088 10:20:48.313

P30 57 S		Josh HIATT				Honda NSF - SorryMate.com					
IDEAL LAP TIME : 1:53.406		BEST LAP TIME : 1:53.907				DIFFERENCE : 0.501					
LAP	SECTOR 1	SECTOR 2		SECTOR 3		SECTOR 4		LAP TIME	MPH	DIFF	TIME OF DAY
1 -	OUTLAP	112.2	33.465	91.5	23.403	95.1	32.390	106.8			10:13:13.916
2 -	28.819	111.4	32.640	92.3	22.805	101.5	31.073	106.8	1:55.337	84.02	1.430 10:15:09.253
3 -	28.247	111.1	32.787	89.0	22.585	101.2	31.326	105.6	1:54.945 (2)	84.31	1.038 10:17:04.198
4 -	28.465	110.5	31.801	91.6	22.285	101.2	31.356	105.8	1:53.907 (1)	85.08	10:18:58.105
5 -	28.872	109.6	32.569	89.3	22.342	100.1	31.201	105.5	1:54.984 (3)	84.28	1.077 10:20:53.089

P31 21 S		Daniel BROOKS				Honda NSF - Daniel Brooks Racing					
IDEAL LAP TIME : 1:53.318		BEST LAP TIME : 1:54.025				DIFFERENCE : 0.707					
LAP	SECTOR 1	SECTOR 2		SECTOR 3		SECTOR 4		LAP TIME	MPH	DIFF	TIME OF DAY
1 -	OUTLAP	109.8	34.282	89.8	23.193	100.1	31.822	104.6			10:13:08.759
2 -	28.714	109.4	32.764	90.3	23.092	96.9	31.594	104.8	1:56.164	83.42	2.139 10:15:04.923
3 -	28.508	109.8	32.542	89.8	22.276	100.0	30.895	105.1	1:54.221 (2)	84.84	0.196 10:16:59.144
4 -	28.441	108.7	31.706	90.5	22.560	98.8	31.577	102.6	1:54.284 (3)	84.80	0.259 10:18:53.428
5 -	28.795	108.2	31.842	90.0	22.424	100.3	30.964	104.2	1:54.025 (1)	84.99	10:20:47.453

P32 48		Sharni PINFOLD				KTM - RS Racing					
IDEAL LAP TIME : 1:53.678		BEST LAP TIME : 1:54.117				DIFFERENCE : 0.439					
LAP	SECTOR 1	SECTOR 2		SECTOR 3		SECTOR 4		LAP TIME	MPH	DIFF	TIME OF DAY
1 -	OUTLAP	113.7	34.414	85.5	23.524	104.5	31.793	110.1			10:13:10.432
2 -	28.433	114.1	32.618	92.9	23.070	104.5	31.269	110.9	1:55.390	83.98	1.273 10:15:05.822
3 -	28.279	117.1	32.932	92.1	22.500	105.6	31.382	111.2	1:55.093 (3)	84.20	0.976 10:17:00.915
4 -	27.924	117.7	32.314	92.8	22.405	101.2	31.474	109.1	1:54.117 (1)	84.92	10:18:55.032
5 -	28.411	116.7	32.655	95.1	22.171	104.3	31.340	108.9	1:54.577 (2)	84.58	0.460 10:20:49.609

P33 66 S		Annabel THOMAS				Honda NSF - Four Anjels Racing					
IDEAL LAP TIME : 1:54.516		BEST LAP TIME : 1:54.518				DIFFERENCE : 0.002					
LAP	SECTOR 1	SECTOR 2		SECTOR 3		SECTOR 4		LAP TIME	MPH	DIFF	TIME OF DAY
1 -	OUTLAP	108.2	34.193	86.5	23.669	98.6	32.179	103.8			10:13:16.356
2 -	28.771	110.5	32.925	88.8	22.751	98.9	31.738	104.5	1:56.185 (3)	83.41	1.667 10:15:12.541

Weather / Track : Bright / Dry

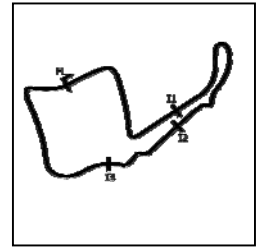
Oulton Park International
Circuit Length = 2.6920 miles
Start: 10:11 Flag 10:19 End: 10:21

MCRCB BULLETIN TK175

2018 Bennetts British Superbike Championship - Round 3

2018 HEL Performance British Motostar Championship

WARM-UP - SECTOR ANALYSIS



SECTOR 1 = FL to I1, SECTOR 2 = I1 to I2 SECTOR 3 = I2 to I3, SECTOR 4 = I3 to FL, DIFF = Difference To Personal Best Lap, P = Crossed Finish Line in Pit Lane, D = Time Disallowed

3 -	28.538	110.0	32.777	88.1	23.002	99.2	32.119	104.6	1:56.436	83.23	1.918	10:17:08.977
4 -	28.506	111.1	31.956	88.6	22.530	98.8	31.526	103.0	1:54.518 (1)	84.62		10:19:03.495
5 -	28.504	109.1	32.340	88.3	22.779	98.9	31.567	103.0	1:55.190 (2)	84.13	0.672	10:20:58.685

P34	16 S	Harvey CLARIDGE					Honda NSF - Nova Racing / SP125						
IDEAL LAP TIME : 1:55.437		BEST LAP TIME : 1:55.437					DIFFERENCE : 0.000						
LAP	SECTOR 1	SECTOR 2	SECTOR 3	SECTOR 4	LAP TIME	MPH	DIFF	TIME OF DAY					
1 -	OUTLAP	110.0	34.564	92.0	23.187	102.4	32.521	108.0				10:13:14.645	
2 -	29.871	111.6	32.841	92.8	22.782	100.6	31.920	108.4	1:57.414 (3)	82.53	1.977	10:15:12.059	
3 -	28.601	112.4	32.446	92.3	23.491	101.6	32.123	107.2	1:56.661 (2)	83.07	1.224	10:17:08.720	
4 -	28.545	112.5	32.418	92.1	22.667	101.8	31.807	107.2	1:55.437 (1)	83.95		10:19:04.157	

P35	50 S	Aditya BEHAL					Honda NSF - Microlise Cresswell Racing						
IDEAL LAP TIME : 1:55.080		BEST LAP TIME : 1:56.020					DIFFERENCE : 0.940						
LAP	SECTOR 1	SECTOR 2	SECTOR 3	SECTOR 4	LAP TIME	MPH	DIFF	TIME OF DAY					
1 -	OUTLAP	93.8	35.725	86.8	23.519	97.2	33.761	91.4				10:13:24.352	
2 -	30.871	101.2	34.143	89.5	23.077	93.2	32.948	101.9	2:01.039 (3)	80.06	5.019	10:15:25.391	
3 -	29.331	108.4	32.892	89.8	22.509	99.4	31.288	104.8	1:56.020 (1)	83.53		10:17:21.411	
4 -	28.391	111.4	32.951	85.2	23.189	97.6	32.974	98.2	1:57.505 (2)	82.47	1.485	10:19:18.916	

P36	18 S	Jodie FIELDHOUSE					Honda NSF - Go PINK Racing						
IDEAL LAP TIME : 1:56.023		BEST LAP TIME : 1:56.276					DIFFERENCE : 0.253						
LAP	SECTOR 1	SECTOR 2	SECTOR 3	SECTOR 4	LAP TIME	MPH	DIFF	TIME OF DAY					
1 -	OUTLAP	111.2	34.362	90.0	23.398	101.3	32.095	104.5				10:13:12.151	
2 -	29.468	111.8	33.189	89.5	23.707	101.8	31.550	107.0	1:57.914 (2)	82.18	1.638	10:15:10.065	
3 -	29.225	111.8	33.444	88.6	23.436	100.9	33.046	108.2	1:59.151 (3)	81.33	2.875	10:17:09.216	
4 -	29.034	112.9	32.418	91.3	23.021	101.5	31.803	106.0	1:56.276 (1)	83.34		10:19:05.492	

P37	44 S	Andrew SMYTH					Honda NSF - R Mullen						
IDEAL LAP TIME : 1:58.843		BEST LAP TIME : 1:59.227					DIFFERENCE : 0.384						
LAP	SECTOR 1	SECTOR 2	SECTOR 3	SECTOR 4	LAP TIME	MPH	DIFF	TIME OF DAY					
1 -	OUTLAP	106.8	35.697	87.3	24.025	97.5	32.970	103.0				10:13:14.389	
2 -	30.053	107.7	34.562	88.8	23.553	97.8	32.370	103.8	2:00.538 (3)	80.40	1.311	10:15:14.927	
3 -	29.646	106.6	34.719	87.8	23.331	97.8	32.602	100.0	2:00.298 (2)	80.56	1.071	10:17:15.225	
4 -	30.030	106.6	33.668	87.7	23.203	97.2	32.326	101.5	1:59.227 (1)	81.28		10:19:14.452	

P38	35 S	Jeremy KNIGHT					Honda NSF - Jeremy Knight Racing						
IDEAL LAP TIME : 2:01.788		BEST LAP TIME : 2:02.100					DIFFERENCE : 0.312						
LAP	SECTOR 1	SECTOR 2	SECTOR 3	SECTOR 4	LAP TIME	MPH	DIFF	TIME OF DAY					
1 -	OUTLAP	101.0	35.727	86.0	24.083	94.9	34.107	99.7				10:13:25.498	
2 -	30.783	104.8	34.907	84.7	23.952	94.1	33.560	100.1	2:03.202 (3)	78.66	1.102	10:15:28.700	
3 -	30.615	103.7	34.446	86.2	23.494	94.7	33.612	100.1	2:02.167 (2)	79.32	0.067	10:17:30.867	
4 -	30.356	103.7	34.378	86.4	23.716	94.6	33.650	100.0	2:02.100 (1)	79.37		10:19:32.967	

Weather / Track : Bright / Dry

Oulton Park International
 Circuit Length = 2.6920 miles
 Start: 10:11 Flag 10:19 End: 10:21

MCRCB BULLETIN TK176

2018 Bennetts British Superbike Championship - Round 3

2018 HEL Performance British Motostar Championship

WARM-UP - BEST SECTORS

SECTOR 1				SECTOR 2				SECTOR 3				SECTOR 4				IDEAL / BEST COMPARISON			
POS	NO	NAME	TIME	NO	NAME	TIME	NO	NAME	TIME	NO	NAME	TIME	POS	NO	NAME	IDEAL	BEST	DIFF	
																PERFECT LAP 1:44.994			
1	2	ARCHER	26.268	12	RENDELL	29.356	2	ARCHER	20.586	2	ARCHER	28.784	1	2	ARCHER	1:45.112	1:45.472	0.360	
2	8	LODGE	26.319	2	ARCHER	29.474	96	PAASCH	20.667	15	McMANUS	28.826	2	15	McMANUS	1:45.627	1:45.668	0.041	
3	96	PAASCH	26.325	79	STACEY	29.481	64	DURHAM	20.815	64	DURHAM	28.944	3	96	PAASCH	1:45.773	1:45.870	0.097	
4	55	SCOTT	26.355	34	DELVES	29.501	15	McMANUS	20.820	55	SCOTT	28.960	4	79	STACEY	1:45.826	1:45.997	0.171	
5	64	DURHAM	26.358	55	SCOTT	29.531	79	STACEY	20.828	79	STACEY	29.064	5	55	SCOTT	1:45.845	1:45.845	0.000	
6	15	McMANUS	26.401	6	TAYLOR	29.551	97	TAYLOR	20.891	96	PAASCH	29.091	6	64	DURHAM	1:45.892	1:46.003	0.111	
7	12	RENDELL	26.407	15	McMANUS	29.580	12	RENDELL	20.908	6	TAYLOR	29.273	7	12	RENDELL	1:46.074	1:46.163	0.089	
8	79	STACEY	26.453	96	PAASCH	29.690	34	DELVES	20.922	34	DELVES	29.322	8	34	DELVES	1:46.313	1:46.313	0.000	
9	34	DELVES	26.568	8	LODGE	29.751	6	TAYLOR	20.931	97	TAYLOR	29.334	9	6	TAYLOR	1:46.326	1:46.364	0.038	
10	6	TAYLOR	26.571	64	DURHAM	29.775	55	SCOTT	20.999	8	LODGE	29.350	10	8	LODGE	1:46.541	1:47.747	1.206	
11	97	TAYLOR	26.623	97	TAYLOR	29.826	14	NIXON	21.025	12	RENDELL	29.403	11	97	TAYLOR	1:46.674	1:46.831	0.157	
12	14	NIXON	26.801	91	RODRIGU	29.829	8	LODGE	21.121	14	NIXON	29.487	12	14	NIXON	1:47.387	1:47.481	0.094	
13	28	HINDLE	26.802	14	NIXON	30.074	28	HINDLE	21.215	28	HINDLE	29.742	13	28	HINDLE	1:48.187	1:48.429	0.242	
14	91	RODRIGU	27.005	72	HORSMAN	30.182	91	RODRIGU	21.324	7	BEST	29.889	14	91	RODRIGUEZ	1:48.220	1:48.628	0.408	
15	7	BEST	27.041	7	BEST	30.241	47	SEABRIG	21.352	72	HORSMAN	29.982	15	7	BEST	1:48.533	1:48.705	0.172	
16	25	STRUDWI	27.157	56	ATKINS	30.426	7	BEST	21.362	56	ATKINS	29.996	16	72	HORSMAN	1:49.017	1:49.116	0.099	
17	47	SEABRIG	27.216	28	HINDLE	30.428	56	ATKINS	21.448	91	RODRIGU	30.062	17	56	ATKINS	1:49.109	1:49.109	0.000	
18	56	ATKINS	27.239	95	TURNER	30.554	45	SWANN	21.483	95	TURNER	30.090	18	47	SEABRIGHT	1:49.380	1:49.490	0.110	
19	72	HORSMAN	27.272	45	SWANN	30.556	19	OGDEN	21.489	19	OGDEN	30.116	19	19	OGDEN	1:49.523	1:49.523	0.000	
20	19	OGDEN	27.358	19	OGDEN	30.560	95	TURNER	21.572	45	SWANN	30.179	20	25	STRUDWICK	1:49.534	1:49.915	0.381	
21	45	SWANN	27.581	25	STRUDWI	30.568	72	HORSMAN	21.581	25	STRUDWI	30.192	21	45	SWANN	1:49.799	1:49.844	0.045	
22	95	TURNER	27.585	47	SEABRIG	30.582	25	STRUDWI	21.617	47	SEABRIG	30.230	22	95	TURNER	1:49.801	1:49.892	0.091	
23	89	MORETON	27.753	54	BURMAN	31.017	20	HART	21.949	69	IRWIN	30.384	23	54	BURMAN	1:51.515	1:51.515	0.000	
24	54	BURMAN	27.798	13	CLARK	31.126	89	MORETON	22.140	54	BURMAN	30.515	24	89	MORETON	1:51.685	1:51.872	0.187	
25	13	CLARK	27.903	77	LAFFINS	31.176	17	BOURNE	22.153	89	MORETON	30.570	25	13	CLARK	1:52.167	1:52.542	0.375	
26	48	PINFOLD	27.924	89	MORETON	31.222	13	CLARK	22.170	77	LAFFINS	30.833	26	69	IRWIN	1:52.313	1:52.313	0.000	
27	17	BOURNE	27.934	17	BOURNE	31.568	48	PINFOLD	22.171	21	BROOKS	30.895	27	77	LAFFINS	1:52.450	1:52.676	0.226	
28	69	IRWIN	27.975	21	BROOKS	31.706	54	BURMAN	22.185	17	BOURNE	30.907	28	17	BOURNE	1:52.562	1:53.253	0.691	
29	20	HART	27.976	69	IRWIN	31.756	69	IRWIN	22.198	13	CLARK	30.968	29	20	HART	1:52.746	1:52.746	0.000	
30	77	LAFFINS	28.216	20	HART	31.757	77	LAFFINS	22.225	20	HART	31.064	30	21	BROOKS	1:53.318	1:54.025	0.707	
31	57	HIATT	28.247	57	HIATT	31.801	21	BROOKS	22.276	57	HIATT	31.073	31	57	HIATT	1:53.406	1:53.907	0.501	
32	50	BEHAL	28.391	66	THOMAS	31.956	57	HIATT	22.285	48	PINFOLD	31.269	32	48	PINFOLD	1:53.678	1:54.117	0.439	
33	21	BROOKS	28.441	48	PINFOLD	32.314	50	BEHAL	22.509	50	BEHAL	31.288	33	66	THOMAS	1:54.516	1:54.518	0.002	
34	66	THOMAS	28.504	16	CLARIDG	32.418	66	THOMAS	22.530	66	THOMAS	31.526	34	50	BEHAL	1:55.080	1:56.020	0.940	
35	16	CLARIDG	28.545	18	FIELDHO	32.418	16	CLARIDG	22.667	18	FIELDHO	31.550	35	16	CLARIDG	1:55.437	1:55.437	0.000	
36	18	FIELDHO	29.034	50	BEHAL	32.892	18	FIELDHO	23.021	16	CLARIDG	31.807	36	18	FIELDHOUSE	1:56.023	1:56.276	0.253	
37	44	SMYTH	29.646	44	SMYTH	33.668	44	SMYTH	23.203	44	SMYTH	32.326	37	44	SMYTH	1:58.843	1:59.227	0.384	
38	35	KNIGHT	30.356	35	KNIGHT	34.378	35	KNIGHT	23.494	35	KNIGHT	33.560	38	35	KNIGHT	2:01.788	2:02.100	0.312	

Weather / Track : Bright / Dry

Oulton Park International
 Circuit Length = 2.6920 miles
 Start: 10:11 Flag 10:19 End: 10:21

Results can be found at www.tsl-timing.com

Printed - 10:23 Monday, 07 May 2018

MCRCB BULLETIN TK177**2018 Bennetts British Superbike Championship - Round 3****2018 HEL Performance British Motostar Championship****WARM-UP - BEST SPEEDS**

POS	INTERMEDIATE 1			INTERMEDIATE 2			INTERMEDIATE 3			FINISH LINE		
	NO	NAME	MPH	NO	NAME	MPH	NO	NAME	MPH	NO	NAME	MPH
1	2	ARCHER	120.6	14	NIXON	99.5	14	NIXON	110.5	14	NIXON	115.9
2	6	TAYLOR	120.2	2	ARCHER	98.8	2	ARCHER	110.3	64	DURHAM	115.5
3	15	McMANUS	120.0	6	TAYLOR	98.8	6	TAYLOR	110.0	2	ARCHER	114.7
4	79	STACEY	119.4	79	STACEY	98.3	79	STACEY	109.4	6	TAYLOR	114.5
5	64	DURHAM	119.4	64	DURHAM	98.3	64	DURHAM	108.9	79	STACEY	114.3
6	14	NIXON	119.4	8	LODGE	97.8	15	McMANUS	108.7	8	LODGE	114.3
7	8	LODGE	119.4	54	BURMAN	97.8	8	LODGE	108.5	15	McMANUS	113.9
8	7	BEST	118.5	15	McMANUS	97.5	28	HINDLE	108.5	28	HINDLE	113.5
9	55	SCOTT	118.1	55	SCOTT	96.9	97	TAYLOR	107.8	7	BEST	112.7
10	97	TAYLOR	118.1	28	HINDLE	96.5	54	BURMAN	107.8	55	SCOTT	112.5
11	12	RENDELL	117.9	97	TAYLOR	96.1	55	SCOTT	107.3	97	TAYLOR	112.5
12	28	HINDLE	117.9	96	PAASCH	96.0	7	BEST	106.6	54	BURMAN	112.5
13	48	PINFOLD	117.7	7	BEST	95.3	12	RENDELL	106.5	34	DELVES	111.4
14	54	BURMAN	117.5	48	PINFOLD	95.1	96	PAASCH	106.1	48	PINFOLD	111.2
15	96	PAASCH	117.3	12	RENDELL	94.9	34	DELVES	105.8	96	PAASCH	111.1
16	91	RODRIGUEZ	117.1	34	DELVES	94.7	48	PINFOLD	105.6	12	RENDELL	110.9
17	34	DELVES	116.1	56	ATKINS	94.7	56	ATKINS	105.1	56	ATKINS	110.9
18	56	ATKINS	115.7	91	RODRIGUEZ	93.9	91	RODRIGUEZ	104.8	91	RODRIGUEZ	110.7
19	89	MORETON	114.3	95	TURNER	93.8	72	HORSMAN	103.7	89	MORETON	109.6
20	19	OGDEN	114.1	47	SEABRIGHT	93.7	89	MORETON	103.7	13	CLARK	109.6
21	25	STRUDWICK	114.1	19	OGDEN	93.3	47	SEABRIGHT	103.5	95	TURNER	109.4
22	47	SEABRIGHT	113.9	20	HART	93.3	95	TURNER	103.5	19	OGDEN	108.5
23	95	TURNER	113.7	89	MORETON	93.0	19	OGDEN	103.4	72	HORSMAN	108.4
24	13	CLARK	113.1	72	HORSMAN	92.8	25	STRUDWICK	103.4	25	STRUDWICK	108.4
25	72	HORSMAN	112.9	16	CLARIDGE	92.8	20	HART	103.0	16	CLARIDGE	108.4
26	18	FIELDHOUSE	112.9	25	STRUDWICK	92.4	13	CLARK	102.9	18	FIELDHOUSE	108.2
27	69	IRWIN	112.5	13	CLARK	92.3	17	BOURNE	102.6	47	SEABRIGHT	107.8
28	20	HART	112.5	57	HIATT	92.3	16	CLARIDGE	102.4	20	HART	107.7
29	16	CLARIDGE	112.5	17	BOURNE	91.5	18	FIELDHOUSE	101.8	69	IRWIN	107.0
30	45	SWANN	112.4	45	SWANN	91.4	57	HIATT	101.5	57	HIATT	106.8
31	17	BOURNE	112.4	18	FIELDHOUSE	91.3	45	SWANN	101.0	45	SWANN	106.3
32	57	HIATT	112.2	69	IRWIN	90.6	69	IRWIN	100.6	17	BOURNE	106.3
33	50	BEHAL	111.4	21	BROOKS	90.5	21	BROOKS	100.3	21	BROOKS	105.1
34	66	THOMAS	111.1	50	BEHAL	89.8	50	BEHAL	99.4	77	LAFFINS	104.8
35	21	BROOKS	109.8	66	THOMAS	88.8	66	THOMAS	99.2	50	BEHAL	104.8
36	77	LAFFINS	109.2	44	SMYTH	88.8	77	LAFFINS	98.6	66	THOMAS	104.6
37	44	SMYTH	107.7	77	LAFFINS	88.7	44	SMYTH	97.8	44	SMYTH	103.8
38	35	KNIGHT	104.8	35	KNIGHT	86.4	35	KNIGHT	94.9	35	KNIGHT	100.1

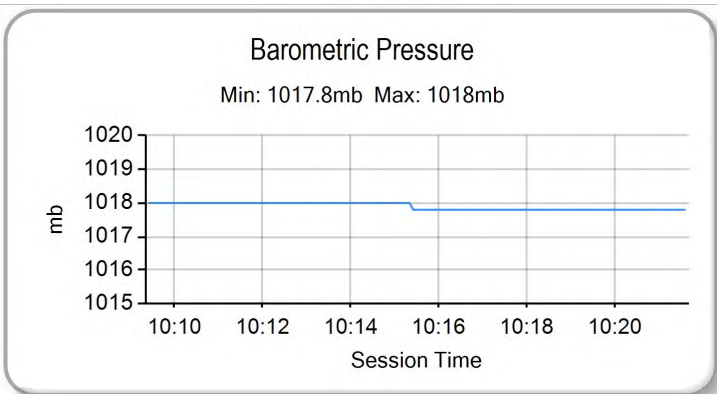
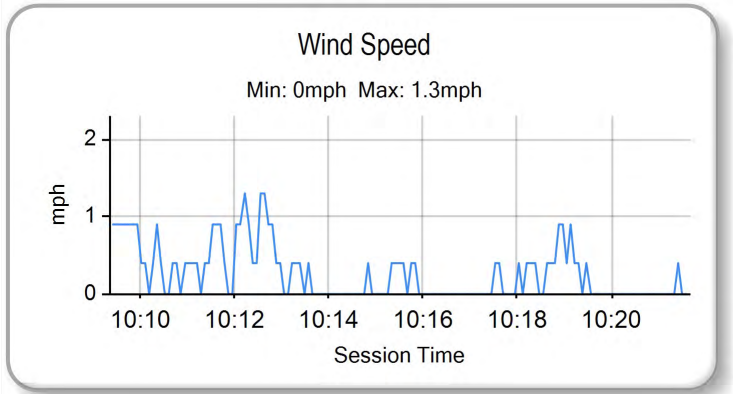
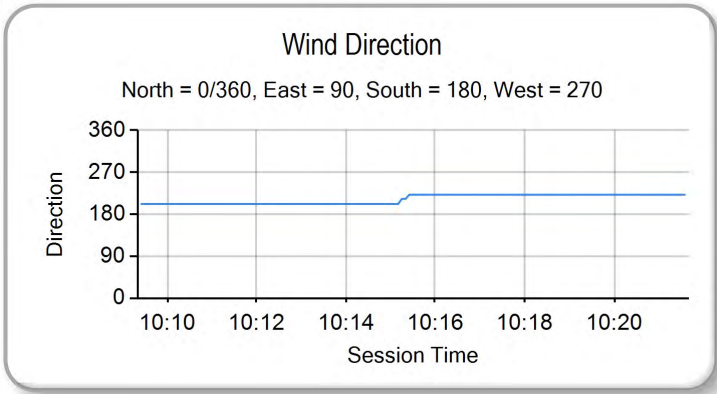
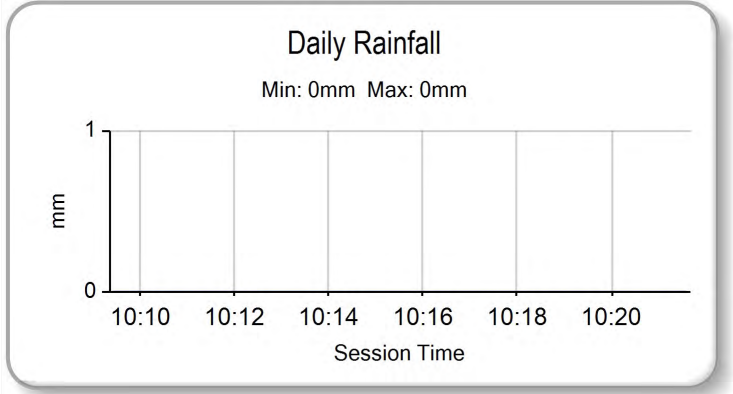
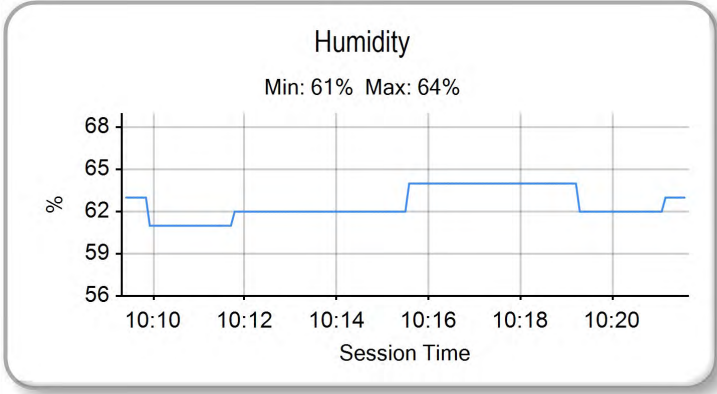
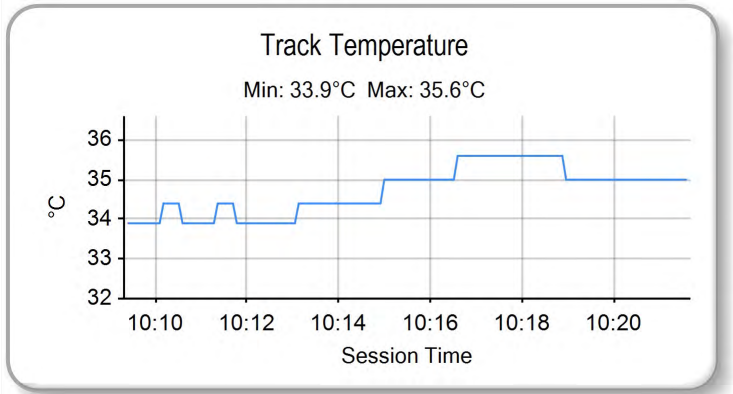
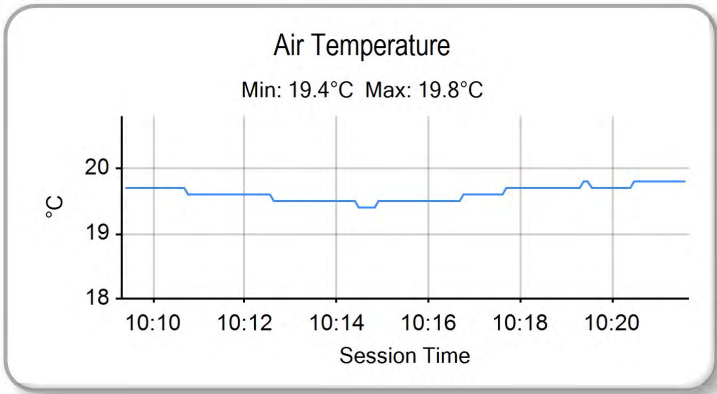
Weather / Track : Bright / Dry

Oulton Park International
Circuit Length = 2.6920 miles
Start: 10:11 Flag 10:19 End: 10:21

Results can be found at www.tsl-timing.com

Printed - 10:23 Monday, 07 May 2018

WARM-UP - WEATHER CONDITIONS





ROW 13	39	35	Jeremy KNIGHT	38	66	Annabel THOMAS	37	44	Andrew SMYTH	2:01.469
ROW 12	36	18	Jodie FIELDHOUSE	35	16	Harvey CLARIDGE	34	57	Josh HIATT	1:56.852 1:55.838 1:53.209
ROW 11	33	48	Sharni PINFOLD	32	21	Daniel BROOKS	31	3	Ian LOUGHER	1:52.326 1:52.165 1:52.034
ROW 10	30	17	Franco BOURNE	29	77	Sam LAFFINS	28	20	Jack HART	1:51.950 1:51.872 1:51.688
ROW 9	27	50	Aditya BEHAL	26	69	Rhys IRWIN	25	54	Sam BURMAN	1:51.293 1:51.122 1:50.496
ROW 8	24	13	Jacob CLARK	23	95	Ross TURNER	22	45	Scott SWANN	1:50.325 1:50.318 1:49.923
ROW 7	21	25	Thomas STRUDWICK	20	89	Taylor MORETON	19	56	Charlie ATKINS	1:49.353 1:49.325 1:49.261
ROW 6	18	19	Scott OGDEN	17	47	Fenton SEABRIGHT	16	72	Cameron HORSMAN	1:48.754 1:48.305 1:48.247
ROW 5	15	91	Victor RODRIGUEZ	14	28	Lee HINDLE	13	14	Jack NIXON	1:48.092 1:47.574 1:46.959
ROW 4	12	97	Chris TAYLOR	11	34	Liam DELVES	10	7	Edmund BEST	1:46.866 1:46.446 1:46.432
ROW 3	9	6	Taz TAYLOR	8	15	Eugene McMANUS	7	96	Brandon PAASCH	1:46.071 1:46.003 1:45.737
ROW 2	6	8	Elliot LODGE	5	64	Asher DURHAM	4	12	Edward RENDELL	1:45.389 1:45.305 1:45.069
ROW 1	3	79	Storm STACEY	2	55	Jack SCOTT	1	2	Jake ARCHER	1:44.969 1:44.488 1:44.400

Pole

Oulton Park International
Circuit Length = 2.6920 miles

These results are provisional until the conclusion of any judicial and technical matters.

Race Director :	Stewards :	Timekeeper :
-----------------	------------	--------------

Results can be found at www.britishsuperbike.com

Printed - 10:23 Monday, 07 May 2018



MCRCB BULLETIN TK225

2018 Bennetts British Superbike Championship - Round 3

2018 HEL Performance British Motostar Championship

RACE 8 - CLASSIFICATION



POS	NO	CL	PIC NAME	ENTRY	LAPS	TIME	GAP	DIFF	MPH	BEST	ON
1	2		Jake ARCHER	KTM - City Lifting / RS Racing	14	24:36.486			91.89	1:44.429	6
2	79		Storm STACEY	KTM - FPW Racing	14	24:36.530	0.044	0.044	91.88	1:44.270	6
3	55		Jack SCOTT	KTM - City Lifting / RS Racing	14	24:42.538	6.052	6.008	91.51	1:44.726	11
4	12		Edward RENDELL	KTM FTR - Banks Racing	14	24:43.066	6.580	0.528	91.48	1:44.953	4
5	64		Asher DURHAM	Mahindra - Microlise Cresswell Racing	14	24:49.854	13.368	6.788	91.06	1:45.019	9
6	96		Brandon PAASCH	Mahindra - Microlise Cresswell Racing	14	24:51.311	14.825	1.457	90.97	1:45.078	9
7	15		Eugene McMANUS	KTM - RS Racing	14	24:51.561	15.075	0.250	90.96	1:45.276	10
8	6		Taz TAYLOR	Kalex KTM - KCS / FPW Racing	14	24:52.306	15.820	0.745	90.91	1:45.468	5
9	8		Elliot LODGE	FTR - Spike Racing / SP125	14	24:53.650	17.164	1.344	90.83	1:45.546	13
10	34		Liam DELVES	DR-Moto - Stauff Connect Academy / Dr Moto	14	24:57.397	20.911	3.747	90.60	1:45.320	6
11	7		Edmund BEST	KTM - SymCirrus Motorsport	14	25:10.803	34.317	13.406	89.80	1:46.757	2
12	97		Chris TAYLOR	Mahindra - Microlise Cresswell Racing	14	25:14.514	38.028	3.711	89.58	1:46.809	5
13	28		Lee HINDLE	KTM - JH Motorsport	14	25:14.615	38.129	0.101	89.57	1:47.067	2
14	47	S	Fenton SEABRIGHT	Honda NSF - FHS	14	25:30.982	54.496	16.367	88.62	1:48.295	2
15	19	S	Scott OGDEN	Honda NSF - Wilson Racing	14	25:33.218	56.732	2.236	88.49	1:48.416	7
16	25	S	Thomas STRUDWICK	Honda NSF - Case Moto Rapido Moto3	14	25:34.051	57.565	0.833	88.44	1:48.265	11
17	56	S	Charlie ATKINS	Honda NSF - Wilson Racing	14	25:41.246	1:04.760	7.195	88.03	1:48.814	8
18	45	S	Scott SWANN	Honda NSF - Swann Racing	14	25:46.829	1:10.343	5.583	87.71	1:49.384	3
19	89	S	Taylor MORETON	Honda NSF - Tsingtao Racing	14	26:00.399	1:23.913	13.570	86.95	1:50.040	14
20	20	S	Jack HART	Honda NSF - Wilson Racing	14	26:01.300	1:24.814	0.901	86.90	1:50.124	10
21	95	S	Ross TURNER	Honda NSF - RedRat Racing	14	26:01.478	1:24.992	0.178	86.89	1:50.392	4
22	13	S	Jacob CLARK	Honda NSF - Wilson Racing	14	26:02.587	1:26.101	1.109	86.82	1:49.780	2
23	77	S	Sam LAFFINS	Honda NSF - Sam Laffins Racing / Team ILR	13	24:37.637	1 Lap	1 Lap	85.26	1:51.955	8
24	17	S	Franco BOURNE	Honda NSF - Franco Bourne Racing	13	24:40.128	1 Lap	2.491	85.11	1:52.454	13
25	21	S	Daniel BROOKS	Honda NSF - Daniel Brooks Racing	13	24:40.505	1 Lap	0.377	85.09	1:52.312	4
26	3		Ian LOUGHER	Honda - Team ILR	13	24:52.802	1 Lap	12.297	84.39	1:53.264	5
27	57	S	Josh HIATT	Honda NSF - SorryMate.com	13	24:53.220	1 Lap	0.418	84.37	1:52.948	5
28	66	S	Annabel THOMAS	Honda NSF - Four Anjels Racing	13	25:13.885	1 Lap	20.665	83.22	1:54.806	2
29	18	S	Jodie FIELDHOUSE	Honda NSF - Go PINK Racing	13	25:17.997	1 Lap	4.112	82.99	1:55.258	12
30	16	S	Harvey CLARIDGE	Honda NSF - Nova Racing / SP125	13	25:36.986	1 Lap	18.989	81.97	1:55.633	2
31	35	S	Jeremy KNIGHT	Honda NSF - Jeremy Knight Racing	13	26:24.117	1 Lap	47.131	79.53	2:00.070	11

NOT CLASSIFIED

DNF	50	S	Aditya BEHAL	Honda NSF - Microlise Cresswell Racing	13	24:10.512	1 Lap		86.85	1:49.991	10
DNF	72	S	Cameron HORSMAN	Honda NSF - Nova / FAB Racing	11	20:04.468	3 Laps	2 Laps	88.50	1:48.292	7
DNF	14		Jack NIXON	KTM - Santander Salt	9	16:14.839	5 Laps	2 Laps	89.47	1:46.721	2
DNF	54		Sam BURMAN	KTM - TeamWNT / Burman Racing	9	17:25.210	5 Laps	1:10.371	83.44	1:50.780	2
DNF	44	S	Andrew SMYTH	Honda NSF - R Mullen	8	16:21.042	6 Laps	1 Lap	79.02	2:00.853	8
DNF	48		Sharni PINFOLD	KTM - RS Racing	5	9:33.901	9 Laps	3 Laps	84.43	1:52.790	3
DNF	91	S	Victor RODRIGUEZ	Honda NSF - GA Competition	0						

FASTEST LAP

79			Storm STACEY	KTM - FPW Racing	6	1:44.270		92.94 mph	149.57 kph
25	S		Thomas STRUDWICK	Honda NSF - Case Moto Rapido Moto3	11	1:48.265		89.51 mph	144.05 kph

Oulton Park International
Circuit Length = 2.6920 miles
Start: 14:54 Flag 15:18 End: 15:21

Weather / Track : Sunny / Dry

These results are provisional until the conclusion of any judicial and technical matters.

Race Director :	Stewards :	Timekeeper :

Results can be found at www.britishsuperbike.com

Printed - 15:21 Monday, 07 May 2018



MCRCB BULLETIN TK226

2018 Bennetts British Superbike Championship - Round 3

2018 HEL Performance British Motostar Championship

RACE 8 - LAP CHART

LAP 1 @ 14:56:09.190

NO	BEHIND	LAP TIME
79		1:50.939
12	0.029	1:50.968
2	0.109	1:51.048
64	0.924	1:51.863
15	1.247	1:52.186
55	1.342	1:52.281
8	1.789	1:52.728
6	2.037	1:52.976
7	2.654	1:53.593
14	2.736	1:53.675
28	3.344	1:54.283
34	3.558	1:54.497
97	3.992	1:54.931
96	4.718	1:55.657
47	5.136	1:56.075
19	5.192	1:56.131
56	5.604	1:56.543
72	5.737	1:56.676
25	6.007	1:56.946
13	6.129	1:57.068
45	6.380	1:57.319
89	6.869	1:57.808
54	7.251	1:58.190
95	7.597	1:58.536
50	8.533	1:59.472
20	8.722	1:59.661
3	10.076	2:01.015
77	10.237	2:01.176
17	10.299	2:01.238
21	10.732	2:01.671
48	10.847	2:01.786
57	11.479	2:02.418
16	13.618	2:04.557
18	14.702	2:05.641
66	15.507	2:06.446
35	19.763	2:10.702
44	20.101	2:11.040

LAP 2 @ 14:57:54.737

NO	BEHIND	LAP TIME
2		1:45.438
79	0.538	1:46.085
12	0.570	1:46.088
15	1.501	1:45.801
64	1.563	1:46.186
55	1.679	1:45.884
8	2.350	1:46.108
6	2.606	1:46.116
7	3.864	1:46.757
14	3.910	1:46.721
34	4.809	1:46.798
28	4.864	1:47.067
96	4.960	1:45.789
97	5.716	1:47.271
47	7.884	1:48.295
19	8.304	1:48.659
72	8.728	1:48.538
56	9.483	1:49.426
25	9.758	1:49.298
13	10.362	1:49.780
45	10.556	1:49.723
89	12.168	1:50.846

54	12.484	1:50.780
95	12.832	1:50.782
20	14.227	1:51.052
50	14.667	1:51.681
77	17.817	1:53.127
3	18.436	1:53.907
48	18.531	1:53.231
21	18.551	1:53.366
17	18.669	1:53.917
57	19.162	1:53.230
16	23.704	1:55.633
66	24.766	1:54.806
18	25.001	1:55.846
35	36.450	2:02.234
44	36.671	2:02.117

LAP 3 @ 14:59:39.709

NO	BEHIND	LAP TIME
2		1:44.972
79	0.205	1:44.639
12	0.605	1:45.007
15	2.381	1:45.852
64	2.556	1:45.965
55	2.629	1:45.922
8	3.196	1:45.818
6	3.570	1:45.936
34	6.037	1:46.200
7	6.094	1:47.202
14	6.187	1:47.249
96	6.415	1:46.427
28	7.275	1:47.383
97	8.052	1:47.308
47	11.634	1:48.722
19	11.939	1:48.607
72	12.073	1:48.317
25	14.319	1:49.533
56	14.477	1:49.966
45	14.968	1:49.384
13	15.398	1:50.008
89	17.729	1:50.533
95	18.492	1:50.632
54	19.457	1:51.945
20	20.213	1:50.958
50	20.569	1:50.874
48	26.349	1:52.790
77	26.391	1:53.546
17	26.739	1:53.042
3	27.568	1:54.104
21	27.671	1:54.092
57	27.830	1:53.640
16	35.250	1:56.518
66	35.536	1:55.742
18	35.699	1:55.670
35	52.869	2:01.391
44	53.331	2:01.632

LAP 4 @ 15:01:24.327

NO	BEHIND	LAP TIME
2		1:44.618
79	0.168	1:44.581
12	0.940	1:44.953
64	4.000	1:46.062
15	4.249	1:46.486
55	4.309	1:46.298

8	4.931	1:46.353
6	5.032	1:46.080
34	7.369	1:45.950
96	7.434	1:45.637
7	8.483	1:47.007
14	8.762	1:47.193
28	10.062	1:47.405
97	10.552	1:47.118
19	16.077	1:48.756
47	16.120	1:49.104
72	16.371	1:48.916
25	19.192	1:49.491
56	19.384	1:49.525
45	19.804	1:49.454
13	21.373	1:50.593
89	24.187	1:51.076
95	24.266	1:50.392
20	26.829	1:51.234
50	27.127	1:51.176
54	34.494	1:59.655
48	34.640	1:52.909
77	35.081	1:53.308
17	35.251	1:53.130
21	35.365	1:52.312
3	36.351	1:53.401
57	36.726	1:53.514
66	46.223	1:55.305
16	47.038	1:56.406
18	47.460	1:56.379
35	1:09.369	2:01.118
44	1:09.707	2:00.994

LAP 5 @ 15:03:08.888

NO	BEHIND	LAP TIME
2		1:44.561
79	0.265	1:44.658
12	1.536	1:45.157
55	5.427	1:45.679
64	5.468	1:46.029
15	5.746	1:46.058
6	5.939	1:45.468
8	6.319	1:45.949
96	8.607	1:45.734
34	8.851	1:46.043
7	10.817	1:46.895
14	11.638	1:47.437
28	12.634	1:47.133
97	12.800	1:46.809
47	20.317	1:48.758
72	20.814	1:49.004
19	20.858	1:49.342
25	23.841	1:49.210
56	23.918	1:49.095
45	24.963	1:49.720
13	27.722	1:50.910
95	30.420	1:50.715
89	30.464	1:50.838
50	33.236	1:50.670
20	33.467	1:51.199
48	43.264	1:53.185
77	43.305	1:52.785
17	43.729	1:53.039
21	43.895	1:53.091
3	45.054	1:53.264
57	45.113	1:52.948

54	46.931	1:56.998
66	57.421	1:55.759
16	58.731	1:56.254
18	58.885	1:55.986
35	1:26.384	2:01.576
44	1:26.783	2:01.637

LAP 6 @ 15:04:53.317

NO	BEHIND	LAP TIME
2		1:44.429
79	0.106	1:44.270
12	2.387	1:45.280
64	7.039	1:46.000
55	7.101	1:46.103
6	8.005	1:46.495
15	8.208	1:46.891
8	8.341	1:46.451
96	9.326	1:45.148
34	9.742	1:45.320
7	13.282	1:46.894
14	14.572	1:47.363
97	15.639	1:47.268
28	15.705	1:47.500
47	24.215	1:48.327
72	25.074	1:48.689
19	25.364	1:48.935
25	28.579	1:49.167
56	28.786	1:49.297
45	30.035	1:49.501
13	34.708	1:51.415
89	36.773	1:50.738
95	37.316	1:51.325
50	39.305	1:50.498
20	39.564	1:50.526
77	51.463	1:52.587
21	52.754	1:53.288
17	53.984	1:54.684
57	55.549	1:54.865
3	55.650	1:55.025
54	56.508	1:54.006
66	1:08.631	1:55.639
16	1:11.926	1:57.624
18	1:12.257	1:57.801
35	1:43.678	2:01.723
44	1:44.084	2:01.730

LAP 7 @ 15:06:38.020

NO	BEHIND	LAP TIME
2		1:44.703
79	0.254	1:44.851
12	3.474	1:45.790
55	7.880	1:45.482
64	8.187	1:45.851
6	9.115	1:45.813
96	10.107	1:45.484
8	10.321	1:46.683
34	10.854	1:45.815
15	11.508	1:48.003
7	15.945	1:47.366
14	17.430	1:47.561
97	18.009	1:47.073
28	18.403	1:47.401
47	28.015	1:48.503
72	28.663	1:48.292

19	29.077	1:48.416
25	32.889	1:49.013
56	33.116	1:49.033
45	34.728	1:49.396
13	42.763	1:52.758
89	43.427	1:51.357
95	43.515	1:50.902
50	45.556	1:50.954
20	45.821	1:50.960
77	59.336	1:52.576
21	1:02.433	1:54.382
17	1:02.486	1:53.205
3	1:04.799	1:53.852
57	1:05.375	1:54.529
54	1:14.384	2:02.579
66	1:20.180	1:56.252
18	1:24.203	1:56.649
16	1:25.546	1:58.323

LAP 8 @ 15:08:23.582

NO	BEHIND	LAP TIME
79		1:45.308
2	0.175	1:45.737
12	3.698	1:45.786
55	7.636	1:45.318
64	8.243	1:45.618
6	10.193	1:46.640
96	11.361	1:46.816
8	11.845	1:47.086
34	12.135	1:46.843
15	12.523	1:46.577
35	1 Lap	2:00.869
44	1 Lap	2:01.039
7	17.649	1:47.266
97	20.418	1:47.971
14	20.475	1:48.607
28	20.570	1:47.729
47	31.086	1:48.633
72	31.629	1:48.528
19	32.293	1:48.778
25	35.972	1:48.645
56	36.368	1:48.814
45	38.878	1:49.712
13	48.556	1:51.355
89	48.690	1:50.825
95	48.887	1:50.934
50	51.231	1:51.237
20	51.287	1:51.028
77	1:05.729	1:51.955
17	1:09.560	1:52.636
21	1:09.736	1:52.865
3	1:13.063	1:53.826
57	1:13.854	1:54.041
54	1:20.793	1:51.971
66	1:30.136	1:55.518
18	1:34.579	1:55.938
16	1:37.259	1:57.275

LAP 9 @ 15:10:08.829

NO	BEHIND	LAP TIME
2		1:45.072
79	0.068	1:45.315
12	3.939	1:45.488
55	7.237	1:44.848

Weather / Track : Sunny / Dry

Oulton Park International
Circuit Length = 2.6920 miles
Start: 14:54 Flag 15:18 End: 15:21

MCRCB BULLETIN TK226

2018 Bennetts British Superbike Championship - Round 3

2018 HEL Performance British Motostar Championship

RACE 8 - LAP CHART

64	8.015	1:45.019
6	11.065	1:46.119
96	11.192	1:45.078
8	12.152	1:45.554
15	12.754	1:45.478
34	13.020	1:46.132
7	19.433	1:47.031
97	23.980	1:48.809
14	24.261	1:49.033
28	24.367	1:49.044
35	1 Lap	2:00.637
44	1 Lap	2:00.853
47	34.887	1:49.048
72	35.038	1:48.656
19	35.699	1:48.653
25	39.353	1:48.628
56	40.087	1:48.966
45	43.407	1:49.776
89	54.169	1:50.726
13	54.290	1:50.981
95	54.521	1:50.881
50	56.450	1:50.466
20	56.687	1:50.647
77	1:13.383	1:52.901
17	1:17.022	1:52.709
21	1:17.083	1:52.594
3	1:21.471	1:53.655
57	1:22.932	1:54.325
54	1:34.632	1:59.086 P
66	1:40.734	1:55.845
18	1:45.136	1:55.804

LAP 11 @ 15:13:39.930		
NO	BEHIND	LAP TIME

2		1:45.315
79	0.537	1:45.764
12	4.562	1:46.096
66	1 Lap	1:55.525
55	5.847	1:44.726
64	8.013	1:45.693
18	1 Lap	1:56.052
96	12.034	1:45.727
15	12.640	1:45.711
6	12.692	1:46.344
8	13.832	1:45.929
34	14.249	1:46.224
16	1 Lap	1:57.326
7	24.237	1:48.123
97	28.995	1:48.275
28	29.277	1:47.991
47	42.512	1:49.175
72	42.789	1:49.381
19	43.711	1:48.965
25	45.955	1:48.265
56	47.032	1:48.820
45	53.282	1:50.607
35	1 Lap	2:00.654
89	1:05.444	1:51.207
50	1:05.564	1:50.224
95	1:05.647	1:50.917
13	1:05.812	1:51.141
20	1:06.097	1:50.387
77	1:28.838	1:53.301
21	1:33.189	1:53.425
17	1:33.252	1:53.367
3	1:38.559	1:53.914
57	1:41.874	1:54.762

LAP 12 @ 15:15:24.785		
NO	BEHIND	LAP TIME

2		1:44.855
79	0.125	1:44.443
12	5.563	1:45.856
55	5.902	1:44.910
64	9.107	1:45.949
96	13.526	1:46.347
15	13.910	1:46.125
6	14.221	1:46.384
8	15.445	1:46.468
66	1 Lap	1:55.500
34	16.463	1:47.069
18	1 Lap	1:55.535
7	27.849	1:48.467
16	1 Lap	1:58.672
28	32.365	1:47.943
97	32.480	1:48.340
47	46.377	1:48.720
19	47.605	1:48.749
25	49.621	1:48.521
56	52.239	1:50.062
45	58.870	1:50.443
50	1:12.376	1:51.667
89	1:12.541	1:51.952
95	1:12.628	1:51.836
20	1:12.825	1:51.583
13	1:13.015	1:52.058

35	1 Lap	2:00.070
77	1:37.360	1:53.377
17	1:41.140	1:52.743
21	1:41.452	1:53.118

LAP 13 @ 15:17:09.731		
NO	BEHIND	LAP TIME

2		1:44.946
79	0.117	1:44.938
3	1 Lap	1:55.297
55	5.882	1:44.926
12	6.339	1:45.722
57	1 Lap	1:55.135
64	11.252	1:47.091
96	14.435	1:45.855
15	14.634	1:45.670
6	15.012	1:45.737
8	16.045	1:45.546
34	18.394	1:46.877
66	1 Lap	1:55.672
7	31.050	1:48.147
18	1 Lap	1:55.258
97	35.175	1:47.641
28	35.408	1:47.989
16	1 Lap	2:00.561
47	50.314	1:48.883
19	51.919	1:49.260
25	53.354	1:48.679
56	57.955	1:50.662
45	1:04.584	1:50.660
89	1:18.879	1:51.284
50	1:19.032	1:51.602
20	1:19.285	1:51.406
95	1:19.534	1:51.852
13	1:19.847	1:51.778
35	1 Lap	2:00.355

LAP 14 @ 15:18:54.737		
NO	BEHIND	LAP TIME

2		1:45.006
79	0.044	1:44.933
77	1 Lap	1:53.743
17	1 Lap	1:52.454
21	1 Lap	1:52.519
55	6.052	1:45.176
12	6.580	1:45.247
64	13.368	1:47.122
96	14.825	1:45.396
15	15.075	1:45.447
6	15.820	1:45.814
3	1 Lap	1:57.267
57	1 Lap	1:54.532
8	17.164	1:46.125
34	20.911	1:47.523
7	34.317	1:48.273
66	1 Lap	1:55.876
97	38.028	1:47.859
28	38.129	1:47.727
18	1 Lap	1:55.438
47	54.496	1:49.188
19	56.732	1:49.819
25	57.565	1:49.217
16	1 Lap	2:00.196
56	1:04.760	1:51.811

45	1:10.343	1:50.765
89	1:23.913	1:50.040
20	1:24.814	1:50.535
95	1:24.992	1:50.464
13	1:26.101	1:51.260
35	1 Lap	2:01.855

LAP 10 @ 15:11:54.615		
NO	BEHIND	LAP TIME

2		1:45.786
79	0.088	1:45.806
12	3.781	1:45.628
16	1 Lap	1:57.641
55	6.436	1:44.985
64	7.635	1:45.406
96	11.622	1:46.216
6	11.663	1:46.384
15	12.244	1:45.276
8	13.218	1:46.852
34	13.340	1:46.106
7	21.429	1:47.782
97	26.035	1:47.841
28	26.601	1:48.020
47	38.652	1:49.551
72	38.723	1:49.471
19	40.061	1:50.148
25	43.005	1:49.438
56	43.527	1:49.226
35	1 Lap	2:00.933
45	47.990	1:50.369
89	59.552	1:51.169
13	59.986	1:51.482
95	1:00.045	1:51.310
50	1:00.655	1:49.991
20	1:01.025	1:50.124
77	1:20.852	1:53.255
21	1:25.079	1:53.782
17	1:25.200	1:53.964
3	1:29.960	1:54.275
57	1:32.427	1:55.281

Weather / Track : Sunny / Dry

Oulton Park International
Circuit Length = 2.6920 miles
Start: 14:54 Flag 15:18 End: 15:21

MCRCB BULLETIN TK227

2018 Bennetts British Superbike Championship - Round 3

2018 HEL Performance British Motostar Championship

RACE 8 - POSITION CHART

No	Name	Lap														
		Pos	1	2	3	4	5	6	7	8	9	10	11	12	13	14
2	ARCHER	1	79	2	2	2	2	2	2	2	79	2	2	2	2	2
55	SCOTT	2	12	79	79	79	79	79	79	79	2	79	79	79	79	79
79	STACEY	3	2	12	12	12	12	12	12	12	12	12	12	12	55	55
12	RENDELL	4	64	15	15	64	55	64	55	55	55	55	55	55	12	12
64	DURHAM	5	15	64	64	15	64	55	64	64	64	64	64	64	64	64
8	LODGE	6	55	55	55	55	15	6	6	6	6	96	96	96	96	96
96	PAASCH	7	8	8	8	8	6	15	96	96	96	6	15	15	15	15
15	McMANUS	8	6	6	6	6	8	8	8	8	8	15	6	6	6	6
6	TAYLOR	9	7	7	34	34	96	96	34	34	15	8	8	8	8	8
7	BEST	10	14	14	7	96	34	34	15	15	34	34	34	34	34	34
34	DELVES	11	28	34	14	7	7	7	7	7	7	7	7	7	7	7
97	TAYLOR	12	34	28	96	14	14	14	14	97	97	97	97	28	97	97
14	NIXON	13	97	96	28	28	28	97	97	14	14	28	28	97	28	28
28	HINDLE	14	96	97	97	97	97	28	28	28	28	47	47	47	47	47
91	RODRIGUEZ	15	47	47	47	19	47	47	47	47	47	72	72	19	19	19
72	HORSMAN	16	19	19	19	47	72	72	72	72	72	19	19	25	25	25
47	SEABRIGHT	17	56	72	72	72	19	19	19	19	19	25	25	56	56	56
19	OGDEN	18	72	56	25	25	25	25	25	25	25	56	56	45	45	45
56	ATKINS	19	25	25	56	56	56	56	56	56	56	45	45	50	89	89
89	MORETON	20	13	13	45	45	45	45	45	45	45	89	89	89	50	20
25	STRUDWICK	21	45	45	13	13	13	13	13	13	89	13	50	95	20	95
45	SWANN	22	89	89	89	89	95	89	89	89	13	95	95	20	95	13
95	TURNER	23	54	54	95	95	89	95	95	95	95	50	13	13	13	13
13	CLARK	24	95	95	54	20	50	50	50	50	50	20	20	77	77	77
54	BURMAN	25	50	20	20	50	20	20	20	20	20	77	77	17	17	17
50	BEHAL	26	20	50	50	54	48	77	77	77	77	21	21	21	21	21
20	HART	27	3	77	48	48	77	21	21	17	17	17	17	3	3	3
77	LAFFINS	28	77	3	77	77	17	17	17	21	21	3	3	57	57	57
17	BOURNE	29	17	48	17	17	21	57	3	3	3	57	57	66	66	66
3	LOUGHER	30	21	21	3	21	3	3	57	57	57	66	66	18	18	18
21	BROOKS	31	48	17	21	3	57	54	54	54	54	18	18	16	16	16
48	PINFOLD	32	57	57	57	57	54	66	66	66	66	16	16	35	35	35
57	HIATT	33	16	16	16	66	66	16	18	18	18	35	35			
16	CLARIDGE	34	18	66	66	16	16	18	16	16	16					
18	FIELDHOUSE	35	66	18	18	18	18	35	35	35	35					
44	SMYTH	36	35	35	35	35	35	44	44	44						
66	THOMAS	37	44	44	44	44	44									
35	KNIGHT	38														

Weather / Track : Sunny / Dry

Oulton Park International
 Circuit Length = 2.6920 miles
 Start: 14:54 Flag 15:18 End: 15:21

Results can be found at www.tsl-timing.com

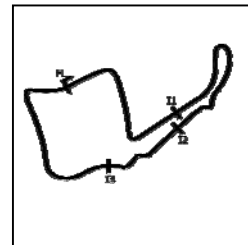
Printed - 15:22 Monday, 07 May 2018

MCRCB BULLETIN TK228

2018 Bennetts British Superbike Championship - Round 3

2018 HEL Performance British Motostar Championship

RACE 8 - SECTOR ANALYSIS



SECTOR 1 = FL to I1, SECTOR 2 = I1 to I2 SECTOR 3 = I2 to I3, SECTOR 4 = I3 to FL, DIFF = Difference To Personal Best Lap, P = Crossed Finish Line in Pit Lane, D = Time Disallowed

P1		2		Jake ARCHER				KTM - City Lifting / RS Racing									
IDEAL LAP TIME : 1:44.202		BEST LAP TIME : 1:44.429		DIFFERENCE : 0.227													
LAP	SECTOR 1	SECTOR 2	SECTOR 3	SECTOR 4	LAP TIME	MPH	DIFF	TIME OF DAY									
1 -		117.9	29.917	99.2	20.849	110.9	29.017	113.1	1:51.048	87.27	6.619	14:56:09.299					
2 -	26.754	117.3	29.291	97.8	20.508	109.8	28.885	112.5	1:45.438	91.91	1.009	14:57:54.737					
3 -	26.439	117.7	29.342	98.5	20.351	110.0	28.840	112.7	1:44.972	92.32	0.543	14:59:39.709					
4 -	26.288	119.1	29.147	98.1	20.437	109.6	28.746	112.5	1:44.618	(3)	92.63	0.189	15:01:24.327				
5 -	26.310	118.3	29.090	98.3	20.389	110.0	28.772	112.4	1:44.561	(2)	92.68	0.132	15:03:08.888				
6 -	26.140	118.5	29.153	98.9	20.365	109.8	28.771	112.9	1:44.429	(1)	92.80		15:04:53.317				
7 -	26.139	117.5	29.208	97.9	20.417	110.0	28.939	113.7	1:44.703	92.55	0.274	15:06:38.020					
8 -	26.631	118.1	29.494	98.5	20.462	110.3	29.150	113.5	1:45.737	91.65	1.308	15:08:23.757					
9 -	26.297	116.5	29.368	97.8	20.413	109.6	28.994	112.2	1:45.072	92.23	0.643	15:10:08.829					
10 -	26.824	116.9	29.728	97.8	20.417	109.8	28.817	112.7	1:45.786	91.61	1.357	15:11:54.615					
11 -	26.514	118.5	29.336	98.2	20.463	109.6	29.002	112.2	1:45.315	92.02	0.886	15:13:39.930					
12 -	26.240	118.3	29.250	97.5	20.516	109.6	28.849	112.7	1:44.855	92.42	0.426	15:15:24.785					
13 -	26.015	118.7	29.239	98.9	20.811	108.4	28.881	112.9	1:44.946	92.34	0.517	15:17:09.731					
14 -	26.085	120.4	29.342	97.8	20.447	108.7	29.132	111.8	1:45.006	92.29	0.577	15:18:54.737					

P2		79		Storm STACEY				KTM - FPW Racing									
IDEAL LAP TIME : 1:44.108		BEST LAP TIME : 1:44.270		DIFFERENCE : 0.162													
LAP	SECTOR 1	SECTOR 2	SECTOR 3	SECTOR 4	LAP TIME	MPH	DIFF	TIME OF DAY									
1 -		118.1	29.914	97.8	20.865	108.7	29.016	111.8	1:50.939	87.35	6.669	14:56:09.190					
2 -	26.898	115.7	29.576	98.1	20.645	110.0	28.966	112.5	1:46.085	91.35	1.815	14:57:55.275					
3 -	26.357	118.5	29.080	98.3	20.411	109.4	28.791	113.3	1:44.639	92.61	0.369	14:59:39.914					
4 -	26.138	119.4	29.274	98.5	20.501	109.6	28.668	113.5	1:44.581	(3)	92.66	0.311	15:01:24.495				
5 -	26.234	118.5	29.113	98.2	20.529	109.4	28.782	113.1	1:44.658	92.59	0.388	15:03:09.153					
6 -	26.033	119.8	29.129	99.1	20.484	109.4	28.624	114.9	1:44.270	(1)	92.94		15:04:53.423				
7 -	26.126	119.1	29.229	98.6	20.578	109.6	28.918	114.5	1:44.851	92.42	0.581	15:06:38.274					
8 -	26.447	119.4	29.243	97.9	20.575	109.4	29.043	112.7	1:45.308	92.02	1.038	15:08:23.582					
9 -	26.427	116.9	29.514	98.3	20.477	109.8	28.897	112.4	1:45.315	92.02	1.045	15:10:08.897					
10 -	26.654	116.7	29.919	98.1	20.607	108.5	28.626	114.1	1:45.806	91.59	1.536	15:11:54.703					
11 -	26.721	118.7	29.157	98.8	20.594	109.2	29.292	112.0	1:45.764	91.63	1.494	15:13:40.467					
12 -	26.017	118.3	29.056	98.8	20.597	109.2	28.773	114.1	1:44.443	(2)	92.79	0.173	15:15:24.910				
13 -	26.055	118.9	29.190	98.6	20.790	108.9	28.903	113.9	1:44.938	92.35	0.668	15:17:09.848					
14 -	26.023	121.5	29.558	97.9	20.449	109.4	28.903	113.5	1:44.933	92.35	0.663	15:18:54.781					

P3		55		Jack SCOTT				KTM - City Lifting / RS Racing									
IDEAL LAP TIME : 1:44.461		BEST LAP TIME : 1:44.726		DIFFERENCE : 0.265													
LAP	SECTOR 1	SECTOR 2	SECTOR 3	SECTOR 4	LAP TIME	MPH	DIFF	TIME OF DAY									
1 -		114.9	29.568	96.8	22.108	106.5	29.557	112.4	1:52.281	86.31	7.555	14:56:10.532					
2 -	26.369	118.7	29.672	96.5	20.765	108.4	29.078	111.8	1:45.884	91.52	1.158	14:57:56.416					
3 -	26.541	120.0	29.400	98.9	20.751	108.0	29.230	113.3	1:45.922	91.49	1.196	14:59:42.338					
4 -	26.809	116.1	29.635	98.1	20.726	108.7	29.128	112.5	1:46.298	91.17	1.572	15:01:28.636					
5 -	26.443	118.7	29.300	97.6	20.829	108.4	29.107	111.4	1:45.679	91.70	0.953	15:03:14.315					
6 -	26.657	117.5	29.402	97.2	20.825	108.4	29.219	112.9	1:46.103	91.33	1.377	15:05:00.418					
7 -	26.452	115.5	29.064	97.2	20.623	107.8	29.343	111.6	1:45.482	91.87	0.756	15:06:45.900					
8 -	26.286	116.7	29.418	96.1	20.638	107.7	28.976	111.4	1:45.318	92.01	0.592	15:08:31.218					
9 -	26.201	117.3	29.078	96.9	20.587	107.5	28.982	111.1	1:44.848	(2)	92.43	0.122	15:10:16.066				
10 -	26.249	116.7	29.002	97.5	20.676	107.3	29.058	110.5	1:44.985	92.31	0.259	15:12:01.051					
11 -	26.159	117.7	28.928	96.8	20.626	107.3	29.013	110.7	1:44.726	(1)	92.53		15:13:45.777				
12 -	26.386	116.5	29.060	97.6	20.564	107.2	28.900	110.9	1:44.910	(3)	92.37	0.184	15:15:30.687				
13 -	26.306	116.5	29.025	97.3	20.474	107.5	29.121	111.2	1:44.926	92.36	0.200	15:17:15.613					
14 -	26.455	117.9	29.172	97.8	20.504	107.0	29.045	110.7	1:45.176	92.14	0.450	15:19:00.789					

P4		12		Edward RENDELL				KTM FTR - Banks Racing									
IDEAL LAP TIME : 1:44.710		BEST LAP TIME : 1:44.953		DIFFERENCE : 0.243													
LAP	SECTOR 1	SECTOR 2	SECTOR 3	SECTOR 4	LAP TIME	MPH	DIFF	TIME OF DAY									
1 -		116.5	29.574	95.1	20.815	105.0	29.320	107.3	1:50.968	87.33	6.015	14:56:09.219					
2 -	26.971	117.3	29.309	95.4	20.634	106.8	29.174	108.9	1:46.088	91.35	1.135	14:57:55.307					
3 -	26.410	118.3	29.175	96.1	20.521	107.0	28.901	109.6	1:45.007	(2)	92.29	0.054	14:59:40.314				

Weather / Track : Sunny / Dry

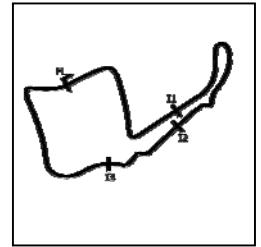
Oulton Park International
Circuit Length = 2.6920 miles
Start: 14:54 Flag 15:18 End: 15:21

MCRCB BULLETIN TK228

2018 Bennetts British Superbike Championship - Round 3

2018 HEL Performance British Motostar Championship

RACE 8 - SECTOR ANALYSIS



SECTOR 1 = FL to I1, SECTOR 2 = I1 to I2 SECTOR 3 = I2 to I3, SECTOR 4 = I3 to FL, DIFF = Difference To Personal Best Lap, P = Crossed Finish Line in Pit Lane, D = Time Disallowed

4 -	26.341	114.9	29.006	95.7	20.618	106.1	28.988	108.5	1:44.953 (1)	92.33			15:01:25.267
5 -	26.282	114.9	29.012	95.7	20.682	106.1	29.181	108.5	1:45.157 (3)	92.16	0.204		15:03:10.424
6 -	26.414	113.7	29.087	95.7	20.662	105.6	29.117	109.1	1:45.280	92.05	0.327		15:04:55.704
7 -	26.492	111.6	29.197	94.9	20.831	105.6	29.270	109.2	1:45.790	91.60	0.837		15:06:41.494
8 -	26.493	114.5	29.216	94.6	20.741	106.0	29.336	108.5	1:45.786	91.61	0.833		15:08:27.280
9 -	26.392	113.7	29.066	94.3	20.792	105.3	29.238	108.0	1:45.488	91.87	0.535		15:10:12.768
10 -	26.508	112.7	29.210	94.7	20.714	105.5	29.196	108.4	1:45.628	91.74	0.675		15:11:58.396
11 -	26.444	114.5	29.333	94.3	20.805	105.1	29.514	107.3	1:46.096	91.34	1.143		15:13:44.492
12 -	26.585	112.4	29.066	95.0	20.804	104.5	29.401	107.7	1:45.856	91.55	0.903		15:15:30.348
13 -	26.762	112.5	29.169	95.5	20.672	106.0	29.119	109.1	1:45.722	91.66	0.769		15:17:16.070
14 -	26.438	115.7	29.055	94.7	20.651	105.8	29.103	109.1	1:45.247	92.08	0.294		15:19:01.317

P5	64	Asher DURHAM					Mahindra - Microlise Cresswell Racing						
IDEAL LAP TIME : 1:44.888		BEST LAP TIME : 1:45.019			DIFFERENCE : 0.131								
LAP	SECTOR 1	SECTOR 2	SECTOR 3	SECTOR 4	LAP TIME	MPH	DIFF	TIME OF DAY					
1 -		119.1	29.970	97.9	21.351	107.8	29.082	113.5	1:51.863	86.63	6.844		14:56:10.114
2 -	26.505	118.1	29.446	97.1	20.893	109.2	29.342	112.9	1:46.186	91.26	1.167		14:57:56.300
3 -	26.597	119.8	29.358	97.6	20.738	108.9	29.272	113.3	1:45.965	91.45	0.946		14:59:42.265
4 -	26.726	117.7	29.401	97.2	20.714	108.4	29.221	112.7	1:46.062	91.37	1.043		15:01:28.327
5 -	26.668	117.7	29.279	96.9	20.860	108.4	29.222	114.7	1:46.029	91.40	1.010		15:03:14.356
6 -	26.554	118.5	29.337	97.2	20.865	109.1	29.244	113.5	1:46.000	91.42	0.981		15:05:00.356
7 -	26.716	117.7	29.272	97.1	20.615	109.8	29.248	113.5	1:45.851	91.55	0.832		15:06:46.207
8 -	26.231	118.9	29.572	97.6	20.828	109.1	28.987	113.3	1:45.618 (3)	91.75	0.599		15:08:31.825
9 -	26.183	118.7	29.103	97.6	20.711	108.9	29.022	112.9	1:45.019 (1)	92.28			15:10:16.844
10 -	26.309	118.3	29.183	97.9	20.706	108.7	29.208	112.4	1:45.406 (2)	91.94	0.387		15:12:02.250
11 -	26.382	118.7	29.298	96.4	20.735	108.5	29.278	111.2	1:45.693	91.69	0.674		15:13:47.943
12 -	26.342	118.5	29.575	97.1	20.824	107.5	29.208	112.7	1:45.949	91.47	0.930		15:15:33.892
13 -	26.550	116.9	29.778	97.1	21.008	108.0	29.755	112.9	1:47.091	90.49	2.072		15:17:20.983
14 -	26.648	117.9	29.805	96.8	21.035	107.2	29.634	109.1	1:47.122	90.46	2.103		15:19:08.105

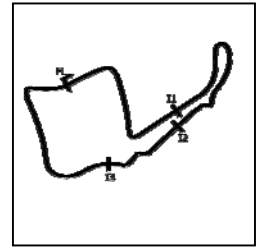
P6	96	Brandon PAASCH					Mahindra - Microlise Cresswell Racing						
IDEAL LAP TIME : 1:44.678		BEST LAP TIME : 1:45.078			DIFFERENCE : 0.400								
LAP	SECTOR 1	SECTOR 2	SECTOR 3	SECTOR 4	LAP TIME	MPH	DIFF	TIME OF DAY					
1 -		117.1	30.273	95.3	23.085	106.0	29.883	110.7	1:55.657	83.79	10.579		14:56:13.908
2 -	26.364	117.7	29.436	94.9	20.749	107.5	29.240	112.7	1:45.789	91.60	0.711		14:57:59.697
3 -	26.555	117.7	29.372	94.9	21.089	107.2	29.411	111.6	1:46.427	91.06	1.349		14:59:46.124
4 -	26.682	117.7	29.166	96.1	20.640	107.3	29.149	112.2	1:45.637	91.74	0.559		15:01:31.761
5 -	26.470	117.3	29.358	94.3	20.766	108.0	29.140	110.3	1:45.734	91.65	0.656		15:03:17.495
6 -	26.378	115.9	29.162	94.9	20.605	106.6	29.003	111.2	1:45.148 (2)	92.16	0.070		15:05:02.643
7 -	26.297	115.9	28.989	96.2	21.045	104.3	29.153	111.6	1:45.484	91.87	0.406		15:06:48.127
8 -	26.174	117.3	29.137	95.0	22.179	106.5	29.326	110.5	1:46.816	90.72	1.738		15:08:34.943
9 -	26.234	117.1	29.247	95.3	20.605	107.2	28.992	111.4	1:45.078 (1)	92.22			15:10:20.021
10 -	26.539	118.9	29.799	95.3	20.557	108.0	29.321	109.6	1:46.216	91.24	1.138		15:12:06.237
11 -	26.443	115.7	29.409	95.3	20.674	106.0	29.201	109.8	1:45.727	91.66	0.649		15:13:51.964
12 -	26.771	113.3	29.440	95.4	20.618	105.8	29.518	109.6	1:46.347	91.12	1.269		15:15:38.311
13 -	26.604	115.3	29.367	95.5	20.664	105.8	29.220	110.7	1:45.855	91.55	0.777		15:17:24.166
14 -	26.373	116.3	29.267	95.5	20.523	106.5	29.233	111.1	1:45.396 (3)	91.95	0.318		15:19:09.562

P7	15	Eugene McMANUS					KTM - RS Racing						
IDEAL LAP TIME : 1:44.997		BEST LAP TIME : 1:45.276			DIFFERENCE : 0.279								
LAP	SECTOR 1	SECTOR 2	SECTOR 3	SECTOR 4	LAP TIME	MPH	DIFF	TIME OF DAY					
1 -		119.1	29.844	98.1	21.172	107.5	29.327	112.7	1:52.186	86.38	6.910		14:56:10.437
2 -	26.264	120.9	29.667	97.1	20.760	109.8	29.110	112.9	1:45.801	91.59	0.525		14:57:56.238
3 -	26.490	118.5	29.311	97.6	20.797	108.4	29.254	111.8	1:45.852	91.55	0.576		14:59:42.090
4 -	27.053	115.1	29.532	97.6	20.717	108.9	29.184	112.7	1:46.486	91.01	1.210		15:01:28.576
5 -	26.768	119.6	29.353	97.6	20.814	109.4	29.123	112.2	1:46.058	91.37	0.782		15:03:14.634
6 -	26.413	120.2	29.705	98.5	20.940	108.9	29.833	111.8	1:46.891	90.66	1.615		15:05:01.525
7 -	26.420	119.1	29.556	97.5	21.579	99.2	30.448	112.7	1:48.003	89.73	2.727		15:06:49.528
8 -	26.480	118.5	29.327	97.5	21.036	109.4	29.734	113.7	1:46.577	90.93	1.301		15:08:36.105
9 -	26.222	120.2	29.352	97.6	20.768	110.0	29.136	112.7	1:45.478 (3)	91.87	0.202		15:10:21.583
10 -	26.395	118.7	29.285	98.2	20.612	109.8	28.984	111.2	1:45.276 (1)	92.05			15:12:06.859
11 -	26.235	120.2	29.529	98.9	20.557	110.1	29.390	112.4	1:45.711	91.67	0.435		15:13:52.570

Weather / Track : Sunny / Dry

Oulton Park International
 Circuit Length = 2.6920 miles
 Start: 14:54 Flag 15:18 End: 15:21

RACE 8 - SECTOR ANALYSIS



SECTOR 1 = FL to I1, SECTOR 2 = I1 to I2 SECTOR 3 = I2 to I3, SECTOR 4 = I3 to FL, DIFF = Difference To Personal Best Lap, P = Crossed Finish Line in Pit Lane, D = Time Disallowed

12 -	26.464	118.7	29.570	97.2	20.692	108.9	29.399	112.0	1:46.125	91.31	0.849	15:15:38.695
13 -	26.449	117.3	29.494	97.8	20.738	108.0	28.989	112.4	1:45.670	91.71	0.394	15:17:24.365
14 -	26.362	119.4	29.234	97.9	20.654	109.1	29.197	112.9	1:45.447 (2)	91.90	0.171	15:19:09.812

P8	6	Taz TAYLOR						Kalex KTM - KCS / FPW Racing				
IDEAL LAP TIME : 1:45.226		BEST LAP TIME : 1:45.468				DIFFERENCE : 0.242						
LAP	SECTOR 1	SECTOR 2	SECTOR 3	SECTOR 4	LAP TIME	MPH	DIFF	TIME OF DAY				
1 -		119.6	30.218	96.5	21.343	110.0	29.428	113.5	1:52.976	85.78	7.508	14:56:11.227
2 -	26.497	119.6	29.680	97.3	20.803	110.1	29.136	113.5	1:46.116	91.32	0.648	14:57:57.343
3 -	26.433	119.4	29.473	98.9	20.869	110.3	29.161	112.9	1:45.936	91.48	0.468	14:59:43.279
4 -	26.349	119.8	29.614	99.2	20.987	110.5	29.130	114.5	1:46.080	91.35	0.612	15:01:29.359
5 -	26.226	119.4	29.352	97.8	20.730	110.3	29.160	113.1	1:45.468 (1)	91.88		15:03:14.827
6 -	26.375	120.2	29.674	98.5	20.967	109.6	29.479	111.2	1:46.495	91.00	1.027	15:05:01.322
7 -	26.470	116.9	29.225	97.9	20.780	109.4	29.338	112.5	1:45.813 (3)	91.58	0.345	15:06:47.135
8 -	26.311	117.1	29.332	97.9	21.561	105.5	29.436	112.0	1:46.640	90.87	1.172	15:08:33.775
9 -	26.506	117.3	29.380	97.1	20.836	108.5	29.397	111.4	1:46.119	91.32	0.651	15:10:19.894
10 -	26.586	117.3	29.459	97.1	20.854	108.4	29.485	112.4	1:46.384	91.09	0.916	15:12:06.278
11 -	26.673	118.1	29.419	97.8	20.702	109.1	29.550	111.8	1:46.344	91.13	0.876	15:13:52.622
12 -	26.577	118.5	29.647	97.6	20.767	109.6	29.393	112.7	1:46.384	91.09	0.916	15:15:39.006
13 -	26.496	117.7	29.394	98.5	20.750	109.2	29.097	113.1	1:45.737 (2)	91.65	0.269	15:17:24.743
14 -	26.312	118.9	29.201	98.6	20.725	109.4	29.576	111.4	1:45.814	91.58	0.346	15:19:10.557

P9	8	Elliot LODGE						FTR - Spike Racing / SP125				
IDEAL LAP TIME : 1:45.113		BEST LAP TIME : 1:45.546				DIFFERENCE : 0.433						
LAP	SECTOR 1	SECTOR 2	SECTOR 3	SECTOR 4	LAP TIME	MPH	DIFF	TIME OF DAY				
1 -		117.5	30.445	96.9	21.279	108.0	29.307	113.5	1:52.728	85.97	7.182	14:56:10.979
2 -	26.396	118.9	29.671	97.3	20.958	108.5	29.083	113.1	1:46.108	91.33	0.562	14:57:57.087
3 -	26.366	118.5	29.529	97.8	20.932	108.7	28.991	112.9	1:45.818 (3)	91.58	0.272	14:59:42.905
4 -	26.348	119.1	29.911	97.5	20.892	109.2	29.202	112.9	1:46.353	91.12	0.807	15:01:29.258
5 -	26.482	120.0	29.520	97.3	20.891	108.7	29.056	113.3	1:45.949	91.47	0.403	15:03:15.207
6 -	26.402	118.7	29.564	98.3	20.975	110.1	29.510	112.2	1:46.451	91.04	0.905	15:05:01.658
7 -	26.557	118.3	29.581	97.3	21.298	106.8	29.247	113.7	1:46.683	90.84	1.137	15:06:48.341
8 -	26.091	118.9	29.323	97.1	21.917	109.1	29.755	112.7	1:47.086	90.50	1.540	15:08:35.427
9 -	26.261	118.5	29.318	96.5	20.859	108.7	29.116	112.4	1:45.554 (2)	91.81	0.008	15:10:20.981
10 -	26.400	117.1	29.270	97.3	20.868	108.9	30.314	108.5	1:46.852	90.69	1.306	15:12:07.833
11 -	26.367	117.7	29.309	96.2	20.831	108.5	29.422	111.2	1:45.929	91.48	0.383	15:13:53.762
12 -	26.273	117.3	29.725	96.0	20.986	107.0	29.484	110.7	1:46.468	91.02	0.922	15:15:40.230
13 -	26.294	116.9	29.278	97.3	20.761	108.9	29.213	111.6	1:45.546 (1)	91.82		15:17:25.776
14 -	26.307	117.5	29.514	96.0	20.911	107.7	29.393	112.5	1:46.125	91.31	0.579	15:19:11.901

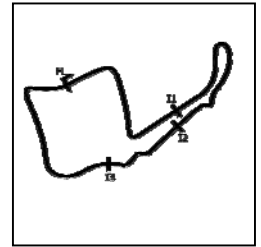
P10	34	Liam DELVES						DR-Moto - Stauff Connect Academy / Dr Moto				
IDEAL LAP TIME : 1:45.192		BEST LAP TIME : 1:45.320				DIFFERENCE : 0.128						
LAP	SECTOR 1	SECTOR 2	SECTOR 3	SECTOR 4	LAP TIME	MPH	DIFF	TIME OF DAY				
1 -		117.7	30.542	95.7	21.444	107.0	29.676	112.2	1:54.497	84.64	9.177	14:56:12.748
2 -	26.532	117.5	29.954	95.0	20.987	107.5	29.325	110.7	1:46.798	90.74	1.478	14:57:59.546
3 -	26.166	117.9	29.421	95.3	21.010	106.5	29.603	110.3	1:46.200	91.25	0.880	14:59:45.746
4 -	26.468	114.9	29.427	95.3	20.882	106.0	29.173	110.5	1:45.950 (3)	91.47	0.630	15:01:31.696
5 -	26.478	115.5	29.352	93.5	20.739	106.3	29.474	111.2	1:46.043	91.39	0.723	15:03:17.739
6 -	26.271	116.1	29.179	96.2	20.750	106.6	29.120	111.6	1:45.320 (1)	92.01		15:05:03.059
7 -	26.209	115.5	29.385	95.7	20.727	107.2	29.494	111.4	1:45.815 (2)	91.58	0.495	15:06:48.874
8 -	26.700	115.5	29.376	95.4	20.943	107.7	29.824	111.6	1:46.843	90.70	1.523	15:08:35.717
9 -	26.360	116.3	29.249	95.8	20.866	106.8	29.657	110.3	1:46.132	91.31	0.812	15:10:21.849
10 -	26.505	115.5	29.382	96.0	20.888	106.3	29.331	110.3	1:46.106	91.33	0.786	15:12:07.955
11 -	26.501	116.5	29.378	95.7	20.900	106.1	29.445	109.8	1:46.224	91.23	0.904	15:13:54.179
12 -	26.520	112.4	29.845	94.6	20.995	105.8	29.709	110.1	1:47.069	90.51	1.749	15:15:41.248
13 -	26.704	114.9	29.710	94.6	20.955	105.6	29.508	110.1	1:46.877	90.67	1.557	15:17:28.125
14 -	26.705	114.5	29.874	94.9	21.168	104.5	29.776	109.8	1:47.523	90.13	2.203	15:19:15.648

MCRCB BULLETIN TK228

2018 Bennetts British Superbike Championship - Round 3

2018 HEL Performance British Motostar Championship

RACE 8 - SECTOR ANALYSIS



SECTOR 1 = FL to I1, SECTOR 2 = I1 to I2 SECTOR 3 = I2 to I3, SECTOR 4 = I3 to FL, DIFF = Difference To Personal Best Lap, P = Crossed Finish Line in Pit Lane, D = Time Disallowed

P11 7		Edmund BEST				KTM - SymCirrus Motorsport			
IDEAL LAP TIME : 1:46.564		BEST LAP TIME : 1:46.757				DIFFERENCE : 0.193			
LAP	SECTOR 1	SECTOR 2	SECTOR 3	SECTOR 4	LAP TIME	MPH	DIFF	TIME OF DAY	
1 -		120.0	30.438 96.4	21.603 108.0	29.445 113.1	1:53.593	85.31	6.836	14:56:11.844
2 -	26.635 118.3	29.757 95.8	20.977 107.2	29.388 112.7	1:46.757 (1)	90.77			14:57:58.601
3 -	26.660 117.5	29.736 95.8	21.010 107.0	29.796 110.5	1:47.202	90.40	0.445		14:59:45.803
4 -	26.798 117.7	29.743 96.5	20.968 107.3	29.498 112.2	1:47.007	90.56	0.250		15:01:32.810
5 -	26.668 117.5	29.642 95.5	21.028 107.7	29.557 111.4	1:46.895 (3)	90.66	0.138		15:03:19.705
6 -	26.601 117.1	29.802 95.5	20.933 107.5	29.558 111.6	1:46.894 (2)	90.66	0.137		15:05:06.599
7 -	26.780 115.9	29.742 96.0	20.959 107.8	29.885 111.4	1:47.366	90.26	0.609		15:06:53.965
8 -	26.782 115.7	29.732 96.1	20.953 107.8	29.799 111.1	1:47.266	90.34	0.509		15:08:41.231
9 -	26.642 116.9	29.730 95.5	20.986 106.8	29.673 111.2	1:47.031	90.54	0.274		15:10:28.262
10 -	26.933 116.3	29.886 95.4	21.051 106.8	29.912 110.1	1:47.782	89.91	1.025		15:12:16.044
11 -	27.128 115.7	29.794 95.5	21.165 106.8	30.036 110.3	1:48.123	89.63	1.366		15:14:04.167
12 -	27.058 115.7	30.018 94.3	21.333 106.3	30.058 111.1	1:48.467	89.34	1.710		15:15:52.634
13 -	27.246 115.7	29.949 94.1	21.188 106.6	29.764 112.0	1:48.147	89.61	1.390		15:17:40.781
14 -	26.881 116.7	30.013 94.6	21.328 106.1	30.051 110.7	1:48.273	89.50	1.516		15:19:29.054

P12 97		Chris TAYLOR				Mahindra - Microlise Cresswell Racing			
IDEAL LAP TIME : 1:46.518		BEST LAP TIME : 1:46.809				DIFFERENCE : 0.291			
LAP	SECTOR 1	SECTOR 2	SECTOR 3	SECTOR 4	LAP TIME	MPH	DIFF	TIME OF DAY	
1 -		117.1	30.903 96.4	21.675 107.2	29.757 111.2	1:54.931	84.32	8.122	14:56:13.182
2 -	27.054 116.3	29.721 96.1	21.011 107.3	29.485 109.8	1:47.271	90.34	0.462		14:58:00.453
3 -	26.902 116.1	29.752 95.7	21.109 106.6	29.545 111.1	1:47.308	90.31	0.499		14:59:47.761
4 -	26.855 116.5	29.678 95.8	21.188 105.6	29.397 110.9	1:47.118 (3)	90.47	0.309		15:01:34.879
5 -	26.814 115.5	29.633 95.8	21.019 107.2	29.343 112.0	1:46.809 (1)	90.73			15:03:21.688
6 -	26.798 115.3	29.858 95.8	21.025 107.8	29.587 110.5	1:47.268	90.34	0.459		15:05:08.956
7 -	26.762 115.3	29.635 94.6	21.005 106.5	29.671 109.8	1:47.073 (2)	90.51	0.264		15:06:56.029
8 -	26.824 116.3	30.394 96.0	20.914 106.5	29.839 109.4	1:47.971	89.75	1.162		15:08:44.000
9 -	26.964 113.5	30.863 93.0	21.116 106.1	29.866 108.5	1:48.809	89.06	2.000		15:10:32.809
10 -	26.985 113.3	30.055 95.0	21.018 105.6	29.783 108.7	1:47.841	89.86	1.032		15:12:20.650
11 -	27.157 113.1	30.205 93.9	21.166 105.3	29.747 108.2	1:48.275	89.50	1.466		15:14:08.925
12 -	27.350 110.5	30.103 95.5	21.061 106.8	29.826 110.9	1:48.340	89.45	1.531		15:15:57.265
13 -	26.628 117.3	30.033 96.8	21.142 105.6	29.838 109.4	1:47.641	90.03	0.832		15:17:44.906
14 -	26.841 114.3	30.299 93.5	21.045 105.6	29.674 109.6	1:47.859	89.85	1.050		15:19:32.765

P13 28		Lee HINDLE				KTM - JH Motorsport			
IDEAL LAP TIME : 1:46.850		BEST LAP TIME : 1:47.067				DIFFERENCE : 0.217			
LAP	SECTOR 1	SECTOR 2	SECTOR 3	SECTOR 4	LAP TIME	MPH	DIFF	TIME OF DAY	
1 -		119.1	30.489 97.9	21.536 108.9	29.672 112.5	1:54.283	84.80	7.216	14:56:12.534
2 -	26.521 118.1	29.912 96.9	21.056 108.4	29.578 112.4	1:47.067 (1)	90.51			14:57:59.601
3 -	26.885 117.9	29.885 95.3	21.025 108.5	29.588 112.0	1:47.383 (3)	90.24	0.316		14:59:46.984
4 -	26.797 117.1	29.774 96.8	21.120 106.8	29.714 110.9	1:47.405	90.23	0.338		15:01:34.389
5 -	26.639 116.1	29.811 97.2	21.020 108.0	29.663 112.2	1:47.133 (2)	90.46	0.066		15:03:21.522
6 -	26.546 116.9	29.874 96.6	21.159 108.5	29.921 112.0	1:47.500	90.15	0.433		15:05:09.022
7 -	26.823 115.9	29.823 97.6	21.059 108.5	29.696 112.9	1:47.401	90.23	0.334		15:06:56.423
8 -	26.790 116.3	30.192 97.5	21.161 108.7	29.586 111.6	1:47.729	89.96	0.662		15:08:44.152
9 -	27.147 116.7	30.573 96.1	21.331 107.7	29.993 112.0	1:49.044	88.87	1.977		15:10:33.196
10 -	27.053 115.3	29.936 95.3	21.063 107.5	29.968 110.1	1:48.020	89.71	0.953		15:12:21.216
11 -	26.886 115.3	30.122 96.9	21.120 107.8	29.863 111.1	1:47.991	89.74	0.924		15:14:09.207
12 -	26.985 115.3	29.949 96.4	21.172 106.1	29.837 110.1	1:47.943	89.78	0.876		15:15:57.150
13 -	26.640 115.7	30.034 95.5	21.147 106.3	30.168 110.9	1:47.989	89.74	0.922		15:17:45.139
14 -	26.683 116.1	30.352 96.0	21.157 107.2	29.535 112.7	1:47.727	89.96	0.660		15:19:32.866

P14 47 S		Fenton SEABRIGHT				Honda NSF - FHS			
IDEAL LAP TIME : 1:47.711		BEST LAP TIME : 1:48.295				DIFFERENCE : 0.584			
LAP	SECTOR 1	SECTOR 2	SECTOR 3	SECTOR 4	LAP TIME	MPH	DIFF	TIME OF DAY	
1 -		114.3	30.778 94.1	21.736 104.0	30.006 108.0	1:56.075	83.49	7.780	14:56:14.326
2 -	26.938 112.4	30.039 92.0	21.329 102.9	29.989 106.1	1:48.295 (1)	89.48			14:58:02.621
3 -	27.239 110.9	30.021 91.4	21.248 102.1	30.214 105.5	1:48.722	89.13	0.427		14:59:51.343

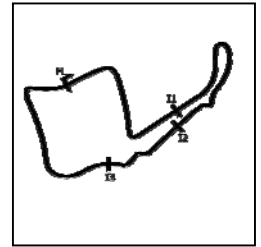
Weather / Track : Sunny / Dry

Oulton Park International
Circuit Length = 2.6920 miles
Start: 14:54 Flag 15:18 End: 15:21

2018 Bennetts British Superbike Championship - Round 3

2018 HEL Performance British Motostar Championship

RACE 8 - SECTOR ANALYSIS



SECTOR 1 = FL to I1, SECTOR 2 = I1 to I2 SECTOR 3 = I2 to I3, SECTOR 4 = I3 to FL, DIFF = Difference To Personal Best Lap, P = Crossed Finish Line in Pit Lane, D = Time Disallowed

4 -	27.417	105.1	30.475	92.6	21.071	103.4	30.141	106.5	1:49.104	88.82	0.809	15:01:40.447
5 -	27.491	110.0	30.087	92.8	21.101	102.4	30.079	105.6	1:48.758	89.10	0.463	15:03:29.205
6 -	27.330	108.2	30.030	93.0	20.911	102.6	30.056	105.3	1:48.327 (2)	89.46	0.032	15:05:17.532
7 -	27.270	109.1	30.109	92.1	21.052	102.4	30.072	105.5	1:48.503 (3)	89.31	0.208	15:07:06.035
8 -	27.431	110.0	29.873	92.8	21.077	101.2	30.252	105.3	1:48.633	89.21	0.338	15:08:54.668
9 -	27.322	109.6	30.232	89.5	21.368	101.2	30.126	105.3	1:49.048	88.87	0.753	15:10:43.716
10 -	27.420	110.7	30.501	92.5	21.408	100.6	30.222	104.5	1:49.551	88.46	1.256	15:12:33.267
11 -	27.567	109.1	30.056	92.8	21.375	101.5	30.177	104.6	1:49.175	88.76	0.880	15:14:22.442
12 -	27.312	108.7	30.167	92.6	20.987	102.1	30.254	104.6	1:48.720	89.14	0.425	15:16:11.162
13 -	27.430	109.2	30.100	93.0	21.154	101.9	30.199	105.3	1:48.883	89.00	0.588	15:18:00.045
14 -	27.238	109.6	30.421	92.8	21.263	101.2	30.266	103.7	1:49.188	88.75	0.893	15:19:49.233

P15 19 S		Scott OGDEN				Honda NSF - Wilson Racing						
IDEAL LAP TIME : 1:48.121		BEST LAP TIME : 1:48.416				DIFFERENCE : 0.295						
LAP	SECTOR 1	SECTOR 2	SECTOR 3	SECTOR 4	LAP TIME	MPH	DIFF	TIME OF DAY				
1 -	115.3	30.819	92.6	21.832	103.8	30.420	109.8	1:56.131	83.45	7.715	14:56:14.382	
2 -	27.053	113.5	30.186	92.1	21.408	103.0	30.012	107.5	1:48.659	89.19	0.243	14:58:03.041
3 -	27.174	112.7	29.910	93.4	21.384	103.0	30.139	106.6	1:48.607 (2)	89.23	0.191	14:59:51.648
4 -	27.053	110.7	30.220	92.4	21.324	101.9	30.159	106.0	1:48.756	89.11	0.340	15:01:40.404
5 -	27.729	111.4	30.370	93.7	21.330	104.5	29.913	108.4	1:49.342	88.63	0.926	15:03:29.746
6 -	27.303	109.8	30.380	92.8	21.334	103.5	29.918	107.5	1:48.935	88.96	0.519	15:05:18.681
7 -	27.130	110.7	29.914	93.9	21.272	103.4	30.100	106.3	1:48.416 (1)	89.38		15:07:07.097
8 -	27.306	112.0	30.129	92.6	21.313	103.4	30.030	107.2	1:48.778	89.09	0.362	15:08:55.875
9 -	27.289	110.0	30.055	93.0	21.245	103.2	30.064	107.0	1:48.653 (3)	89.19	0.237	15:10:44.528
10 -	27.448	111.2	31.098	89.3	21.522	102.1	30.080	105.5	1:50.148	87.98	1.732	15:12:34.676
11 -	27.304	111.2	30.050	92.3	21.366	102.2	30.245	106.0	1:48.965	88.93	0.549	15:14:23.641
12 -	27.228	109.8	30.015	92.6	21.331	101.8	30.175	106.0	1:48.749	89.11	0.333	15:16:12.390
13 -	27.333	110.3	30.122	92.5	21.390	101.3	30.415	105.8	1:49.260	88.69	0.844	15:18:01.650
14 -	27.450	110.9	30.275	91.8	21.926	101.6	30.168	105.3	1:49.819	88.24	1.403	15:19:51.469

P16 25 S		Thomas STRUDWICK				Honda NSF - Case Moto Rapido Moto3						
IDEAL LAP TIME : 1:47.903		BEST LAP TIME : 1:48.265				DIFFERENCE : 0.362						
LAP	SECTOR 1	SECTOR 2	SECTOR 3	SECTOR 4	LAP TIME	MPH	DIFF	TIME OF DAY				
1 -	115.9	30.906	92.6	21.755	104.0	30.113	108.5	1:56.946	82.86	8.681	14:56:15.197	
2 -	27.227	115.5	30.714	91.9	21.421	103.8	29.936	107.8	1:49.298	88.66	1.033	14:58:04.495
3 -	27.245	113.3	30.550	91.6	21.451	102.2	30.287	106.1	1:49.533	88.47	1.268	14:59:54.028
4 -	27.463	111.1	30.330	91.5	21.443	102.4	30.255	105.5	1:49.491	88.51	1.226	15:01:43.519
5 -	27.361	111.6	30.227	92.4	21.250	102.6	30.372	106.1	1:49.210	88.74	0.945	15:03:32.729
6 -	27.459	110.3	30.091	92.5	21.364	101.9	30.253	106.0	1:49.167	88.77	0.902	15:05:21.896
7 -	27.224	110.0	30.253	91.8	21.262	102.7	30.274	106.0	1:49.013	88.90	0.748	15:07:10.909
8 -	27.233	111.2	29.965	91.9	21.388	102.2	30.059	105.5	1:48.645	89.20	0.380	15:08:59.554
9 -	27.201	110.5	30.134	92.3	21.240	101.9	30.053	105.8	1:48.628 (3)	89.21	0.363	15:10:48.182
10 -	27.268	111.6	30.430	91.4	21.277	102.4	30.463	104.8	1:49.438	88.55	1.173	15:12:37.620
11 -	27.346	111.4	29.794	92.3	21.131	102.4	29.994	105.8	1:48.265 (1)	89.51		15:14:25.885
12 -	27.042	111.1	30.189	91.6	21.233	101.9	30.057	105.6	1:48.521 (2)	89.30	0.256	15:16:14.406
13 -	27.270	109.6	30.129	92.0	21.276	101.6	30.004	106.6	1:48.679	89.17	0.414	15:18:03.085
14 -	27.152	112.0	30.190	92.6	21.615	100.1	30.260	103.0	1:49.217	88.73	0.952	15:19:52.302

P17 56 S		Charlie ATKINS				Honda NSF - Wilson Racing						
IDEAL LAP TIME : 1:48.465		BEST LAP TIME : 1:48.814				DIFFERENCE : 0.349						
LAP	SECTOR 1	SECTOR 2	SECTOR 3	SECTOR 4	LAP TIME	MPH	DIFF	TIME OF DAY				
1 -	116.3	30.672	95.3	22.123	105.5	30.349	109.8	1:56.543	83.15	7.729	14:56:14.794	
2 -	27.481	114.1	30.524	92.4	21.459	104.8	29.962	109.4	1:49.426	88.56	0.612	14:58:04.220
3 -	27.470	113.5	30.672	94.1	21.589	105.1	30.235	109.2	1:49.966	88.12	1.152	14:59:54.186
4 -	27.682	112.9	30.324	94.5	21.465	103.8	30.054	109.4	1:49.525	88.48	0.711	15:01:43.711
5 -	27.709	113.1	30.110	94.3	21.260	104.8	30.016	109.8	1:49.095	88.83	0.281	15:03:32.806
6 -	27.771	112.4	30.185	94.9	21.297	104.6	30.044	109.4	1:49.297	88.66	0.483	15:05:22.103
7 -	27.506	112.4	30.132	94.3	21.230	105.0	30.165	109.1	1:49.033	88.88	0.219	15:07:11.136
8 -	27.491	113.1	30.243	93.7	21.213	105.1	29.867	108.5	1:48.814 (1)	89.06		15:08:59.950
9 -	27.493	112.2	30.267	94.3	21.106	104.8	30.100	108.0	1:48.966 (3)	88.93	0.152	15:10:48.916
10 -	27.468	113.1	30.291	92.8	21.327	103.4	30.140	107.5	1:49.226	88.72	0.412	15:12:38.142
11 -	27.494	112.5	30.024	94.6	21.272	103.8	30.030	107.7	1:48.820 (2)	89.05	0.006	15:14:26.962

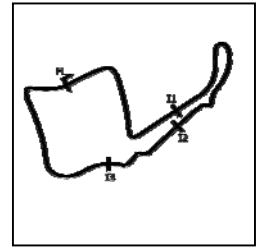
Weather / Track : Sunny / Dry

Oulton Park International
 Circuit Length = 2.6920 miles
 Start: 14:54 Flag 15:18 End: 15:21

2018 Bennetts British Superbike Championship - Round 3

2018 HEL Performance British Motostar Championship

RACE 8 - SECTOR ANALYSIS



SECTOR 1 = FL to I1, SECTOR 2 = I1 to I2, SECTOR 3 = I2 to I3, SECTOR 4 = I3 to FL, DIFF = Difference To Personal Best Lap, P = Crossed Finish Line in Pit Lane, D = Time Disallowed

12 -	27.585	112.0	30.372	93.2	21.687	103.0	30.418	107.3	1:50.062	88.05	1.248	15:16:17.024
13 -	27.874	111.4	30.629	93.0	21.580	102.2	30.579	107.0	1:50.662	87.57	1.848	15:18:07.686
14 -	28.013	111.4	30.664	93.7	21.752	102.1	31.382	102.6	1:51.811	86.67	2.997	15:19:59.497

P18 45 S		Scott SWANN		Honda NSF - Swann Racing								
IDEAL LAP TIME : 1:49.030		BEST LAP TIME : 1:49.384		DIFFERENCE : 0.354								
LAP	SECTOR 1	SECTOR 2	SECTOR 3	SECTOR 4	LAP TIME	MPH	DIFF	TIME OF DAY				
1 -		113.5	31.093	92.4	21.809	101.9	30.245	105.6	1:57.319	82.60	7.935	14:56:15.570
2 -	27.316	113.1	30.627	91.8	21.681	101.3	30.099	106.0	1:49.723	88.32	0.339	14:58:05.293
3 -	27.402	112.5	30.453	91.9	21.423	101.0	30.106	105.0	1:49.384 (1)	88.59		14:59:54.677
4 -	27.415	110.5	30.426	91.5	21.392	100.7	30.221	104.0	1:49.454 (3)	88.54	0.070	15:01:44.131
5 -	27.415	111.6	30.543	89.1	21.434	100.6	30.328	104.2	1:49.720	88.32	0.336	15:03:33.851
6 -	27.412	108.4	30.406	91.0	21.331	100.4	30.352	104.2	1:49.501	88.50	0.117	15:05:23.352
7 -	27.361	107.7	30.284	90.6	21.363	99.7	30.388	103.4	1:49.396 (2)	88.58	0.012	15:07:12.748
8 -	27.528	108.0	30.328	90.1	21.420	100.7	30.436	103.2	1:49.712	88.33	0.328	15:09:02.460
9 -	27.495	106.1	30.458	90.1	21.394	99.4	30.429	103.4	1:49.776	88.28	0.392	15:10:52.236
10 -	27.756	107.0	30.472	90.3	21.697	98.8	30.444	102.1	1:50.369	87.80	0.985	15:12:42.605
11 -	27.501	108.0	30.959	90.4	21.643	98.2	30.504	102.9	1:50.607	87.61	1.223	15:14:33.212
12 -	27.759	107.0	30.450	90.3	21.755	98.9	30.479	102.6	1:50.443	87.74	1.059	15:16:23.655
13 -	27.739	107.3	30.611	90.1	21.557	99.2	30.753	102.9	1:50.660	87.57	1.276	15:18:14.315
14 -	27.769	107.2	30.699	90.3	21.564	98.8	30.733	102.4	1:50.765	87.49	1.381	15:20:05.080

P19 89 S		Taylor MORETON		Honda NSF - Tsingtao Racing								
IDEAL LAP TIME : 1:49.984		BEST LAP TIME : 1:50.040		DIFFERENCE : 0.056								
LAP	SECTOR 1	SECTOR 2	SECTOR 3	SECTOR 4	LAP TIME	MPH	DIFF	TIME OF DAY				
1 -		113.5	31.017	93.4	21.898	104.0	30.231	107.0	1:57.808	82.26	7.768	14:56:16.059
2 -	27.586	113.1	31.063	92.9	21.801	102.7	30.396	106.3	1:50.846	87.43	0.806	14:58:06.905
3 -	27.596	111.1	30.801	93.3	21.582	102.6	30.554	105.3	1:50.533 (2)	87.67	0.493	14:59:57.438
4 -	27.833	110.1	30.780	92.5	21.848	102.2	30.615	105.5	1:51.076	87.24	1.036	15:01:48.514
5 -	27.837	109.6	30.793	93.0	21.711	102.4	30.497	107.8	1:50.838	87.43	0.798	15:03:39.352
6 -	28.007	109.4	30.669	92.9	21.651	101.6	30.411	106.3	1:50.738	87.51	0.698	15:05:30.090
7 -	27.734	109.6	30.863	93.0	21.902	102.6	30.858	105.6	1:51.357	87.02	1.317	15:07:21.447
8 -	27.675	111.2	30.808	93.4	21.700	102.7	30.642	107.3	1:50.825	87.44	0.785	15:09:12.272
9 -	27.608	110.5	30.663	93.0	21.924	102.1	30.531	105.0	1:50.726 (3)	87.52	0.686	15:11:02.998
10 -	27.887	109.4	30.814	92.4	21.872	101.3	30.596	103.8	1:51.169	87.17	1.129	15:12:54.167
11 -	27.877	109.1	30.950	93.2	21.782	101.5	30.598	104.6	1:51.207	87.14	1.167	15:14:45.374
12 -	27.674	109.8	31.060	92.4	22.581	101.5	30.637	106.1	1:51.952	86.56	1.912	15:16:37.326
13 -	28.117	110.3	30.819	91.4	21.854	101.8	30.494	105.3	1:51.284	87.08	1.244	15:18:28.610
14 -	27.599	110.5	30.585	92.6	21.618	101.9	30.238	105.8	1:50.040 (1)	88.07		15:20:18.650

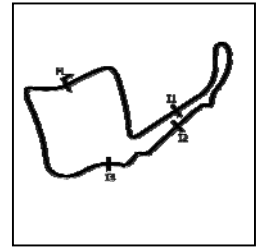
P20 20 S		Jack HART		Honda NSF - Wilson Racing								
IDEAL LAP TIME : 1:49.652		BEST LAP TIME : 1:50.124		DIFFERENCE : 0.472								
LAP	SECTOR 1	SECTOR 2	SECTOR 3	SECTOR 4	LAP TIME	MPH	DIFF	TIME OF DAY				
1 -		113.7	31.489	94.1	22.079	105.3	30.540	109.1	1:59.661	80.98	9.537	14:56:17.912
2 -	27.970	115.1	31.028	93.3	21.762	104.5	30.292	108.4	1:51.052	87.26	0.928	14:58:08.964
3 -	27.560	113.5	31.016	94.2	21.791	104.0	30.591	107.3	1:50.958	87.34	0.834	14:59:59.922
4 -	27.835	112.7	30.865	93.8	22.029	103.5	30.505	107.0	1:51.234	87.12	1.110	15:01:51.156
5 -	28.421	113.9	30.744	93.7	21.605	104.6	30.429	108.9	1:51.199	87.15	1.075	15:03:42.355
6 -	27.758	112.5	30.934	93.0	21.502	104.8	30.332	108.4	1:50.526 (3)	87.68	0.402	15:05:32.881
7 -	27.728	112.7	30.921	93.4	21.736	104.0	30.575	108.4	1:50.960	87.34	0.836	15:07:23.841
8 -	27.746	112.7	31.221	93.5	21.732	104.3	30.329	107.5	1:51.028	87.28	0.904	15:09:14.869
9 -	27.869	112.7	30.921	93.4	21.415	104.5	30.442	107.7	1:50.647	87.58	0.523	15:11:05.516
10 -	27.781	113.1	30.710	93.8	21.496	104.8	30.137	106.6	1:50.124 (1)	88.00		15:12:55.640
11 -	27.390	114.1	31.041	93.8	21.548	104.2	30.408	109.4	1:50.387 (2)	87.79	0.263	15:14:46.027
12 -	27.761	114.3	31.249	93.5	22.073	103.4	30.500	107.8	1:51.583	86.85	1.459	15:16:37.610
13 -	27.847	111.1	30.969	92.9	22.148	102.7	30.442	107.3	1:51.406	86.99	1.282	15:18:29.016
14 -	27.482	114.9	31.085	91.6	21.648	102.2	30.320	107.2	1:50.535	87.67	0.411	15:20:19.551

MCRCB BULLETIN TK228

2018 Bennetts British Superbike Championship - Round 3

2018 HEL Performance British Motostar Championship

RACE 8 - SECTOR ANALYSIS



SECTOR 1 = FL to I1, SECTOR 2 = I1 to I2 SECTOR 3 = I2 to I3, SECTOR 4 = I3 to FL, DIFF = Difference To Personal Best Lap, P = Crossed Finish Line in Pit Lane, D = Time Disallowed

P21 95 S		Ross TURNER				Honda NSF - RedRat Racing							
IDEAL LAP TIME : 1:49.423		BEST LAP TIME : 1:50.392				DIFFERENCE : 0.969							
LAP	SECTOR 1	SECTOR 2	SECTOR 3	SECTOR 4	LAP TIME	MPH	DIFF	TIME OF DAY					
1 -		111.4	31.186	93.3	22.042	104.2	30.139	107.7	1:58.536	81.75	8.144	14:56:16.787	
2 -	27.514	113.7	30.860	93.0	22.106	103.7	30.302	106.8	1:50.782	87.48	0.390	14:58:07.569	
3 -	27.441	113.1	30.843	92.6	21.808	102.7	30.540	105.6	1:50.632	(3)	87.59	0.240	14:59:58.201
4 -	27.747	111.6	30.365	93.0	21.661	101.8	30.619	106.8	1:50.392	(1)	87.78		15:01:48.593
5 -	27.752	112.0	31.011	93.0	21.633	103.2	30.319	106.3	1:50.715	87.53	0.323	15:03:39.308	
6 -	28.113	108.7	30.779	93.8	22.266	103.0	30.167	107.0	1:51.325	87.05	0.933	15:05:30.633	
7 -	27.563	110.9	30.678	93.5	21.871	102.6	30.790	107.2	1:50.902	87.38	0.510	15:07:21.535	
8 -	27.791	111.6	30.860	92.9	21.858	102.4	30.425	107.7	1:50.934	87.36	0.542	15:09:12.469	
9 -	27.856	111.4	30.632	94.1	21.776	103.4	30.617	106.8	1:50.881	87.40	0.489	15:11:03.350	
10 -	27.698	111.8	31.076	92.8	21.704	101.6	30.832	102.7	1:51.310	87.06	0.918	15:12:54.660	
11 -	27.710	110.5	31.349	93.3	21.478	103.2	30.380	108.7	1:50.917	87.37	0.525	15:14:45.577	
12 -	27.882	107.3	31.023	93.7	22.384	101.3	30.547	106.8	1:51.836	86.65	1.444	15:16:37.413	
13 -	28.093	110.1	31.297	93.4	22.092	101.8	30.370	107.7	1:51.852	86.64	1.460	15:18:29.265	
14 -	27.500	113.3	30.953	91.3	21.738	103.0	30.273	106.8	1:50.464	(2)	87.73	0.072	15:20:19.729

P22 13 S		Jacob CLARK				Honda NSF - Wilson Racing							
IDEAL LAP TIME : 1:49.537		BEST LAP TIME : 1:49.780				DIFFERENCE : 0.243							
LAP	SECTOR 1	SECTOR 2	SECTOR 3	SECTOR 4	LAP TIME	MPH	DIFF	TIME OF DAY					
1 -		114.1	30.876	93.3	21.759	104.2	30.484	108.5	1:57.068	82.78	7.288	14:56:15.319	
2 -	27.391	113.5	30.648	92.1	21.543	103.4	30.198	106.5	1:49.780	(1)	88.27		14:58:05.099
3 -	27.516	111.6	30.424	91.1	21.767	102.2	30.301	106.5	1:50.008	(2)	88.09	0.228	14:59:55.107
4 -	27.592	111.2	30.464	90.4	21.741	101.8	30.796	105.6	1:50.593	(3)	87.63	0.813	15:01:45.700
5 -	27.751	109.4	30.745	90.5	21.678	101.8	30.736	104.8	1:50.910	87.37	1.130	15:03:36.610	
6 -	27.855	107.5	30.982	90.4	21.775	100.0	30.803	105.1	1:51.415	86.98	1.635	15:05:28.025	
7 -	27.747	108.0	31.099	91.6	22.957	101.8	30.955	104.6	1:52.758	85.94	2.978	15:07:20.783	
8 -	27.956	108.7	30.733	91.4	21.770	101.0	30.896	104.3	1:51.355	87.03	1.575	15:09:12.138	
9 -	27.799	110.1	30.821	92.9	21.901	102.2	30.460	107.2	1:50.981	87.32	1.201	15:11:03.119	
10 -	27.887	111.1	30.872	92.8	21.898	101.2	30.825	103.7	1:51.482	86.93	1.702	15:12:54.601	
11 -	27.680	110.3	30.928	93.2	21.674	102.1	30.859	108.9	1:51.141	87.19	1.361	15:14:45.742	
12 -	27.854	112.0	31.839	86.3	21.830	103.8	30.535	108.5	1:52.058	86.48	2.278	15:16:37.800	
13 -	27.783	112.4	31.049	92.8	22.196	103.0	30.750	107.7	1:51.778	86.70	1.998	15:18:29.578	
14 -	27.372	114.1	31.076	92.0	21.632	100.7	31.180	105.1	1:51.260	87.10	1.480	15:20:20.838	

P23 77 S		Sam LAFFINS				Honda NSF - Sam Laffins Racing / Team ILR							
IDEAL LAP TIME : 1:51.666		BEST LAP TIME : 1:51.955				DIFFERENCE : 0.289							
LAP	SECTOR 1	SECTOR 2	SECTOR 3	SECTOR 4	LAP TIME	MPH	DIFF	TIME OF DAY					
1 -		110.7	31.817	89.3	22.370	100.1	31.063	104.3	2:01.176	79.97	9.221	14:56:19.427	
2 -	28.448	109.4	31.438	88.0	22.207	96.0	31.034	102.7	1:53.127	85.66	1.172	14:58:12.554	
3 -	28.463	106.1	31.557	87.8	22.298	96.8	31.228	101.8	1:53.546	85.35	1.591	15:00:06.100	
4 -	28.614	106.8	31.129	88.3	22.290	97.6	31.275	102.1	1:53.308	85.53	1.353	15:01:59.408	
5 -	28.306	107.5	30.886	88.3	22.368	97.8	31.225	99.8	1:52.785	85.92	0.830	15:03:52.193	
6 -	28.050	106.8	31.224	88.8	22.007	97.3	31.306	100.3	1:52.587	(3)	86.07	0.632	15:05:44.780
7 -	28.323	104.5	31.220	88.1	21.932	97.6	31.101	101.8	1:52.576	(2)	86.08	0.621	15:07:37.356
8 -	28.230	105.3	30.940	88.0	21.987	97.8	30.798	101.5	1:51.955	(1)	86.56		15:09:29.311
9 -	28.592	105.0	30.994	88.7	21.973	96.8	31.342	100.4	1:52.901	85.83	0.946	15:11:22.212	
10 -	28.561	104.8	31.293	87.9	22.158	96.4	31.243	99.8	1:53.255	85.57	1.300	15:13:15.467	
11 -	28.715	104.6	31.476	88.3	21.966	96.6	31.144	100.0	1:53.301	85.53	1.346	15:15:08.768	
12 -	28.815	103.2	31.333	87.7	21.981	96.8	31.248	99.8	1:53.377	85.47	1.422	15:17:02.145	
13 -	28.608	103.4	31.590	87.7	22.310	95.5	31.235	100.6	1:53.743	85.20	1.788	15:18:55.888	

P24 17 S		Franco BOURNE				Honda NSF - Franco Bourne Racing						
IDEAL LAP TIME : 1:51.784		BEST LAP TIME : 1:52.454				DIFFERENCE : 0.670						
LAP	SECTOR 1	SECTOR 2	SECTOR 3	SECTOR 4	LAP TIME	MPH	DIFF	TIME OF DAY				
1 -		111.6	32.375	91.0	22.195	101.8	30.877	106.8	2:01.238	79.93	8.784	14:56:19.489
2 -	28.314	111.6	31.636	90.8	22.359	102.7	31.608	103.5	1:53.917	85.07	1.463	14:58:13.406
3 -	28.371	112.9	31.819	89.8	21.941	101.2	30.911	104.8	1:53.042	85.73	0.588	15:00:06.448
4 -	28.305	110.9	31.495	90.9	22.102	100.4	31.228	105.0	1:53.130	85.66	0.676	15:01:59.578

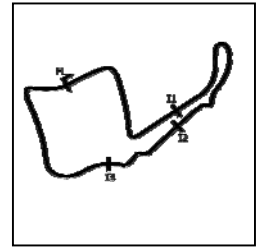
Weather / Track : Sunny / Dry

Oulton Park International
Circuit Length = 2.6920 miles
Start: 14:54 Flag 15:18 End: 15:21

2018 Bennetts British Superbike Championship - Round 3

2018 HEL Performance British Motostar Championship

RACE 8 - SECTOR ANALYSIS



SECTOR 1 = FL to I1, SECTOR 2 = I1 to I2 SECTOR 3 = I2 to I3, SECTOR 4 = I3 to FL, DIFF = Difference To Personal Best Lap, P = Crossed Finish Line in Pit Lane, D = Time Disallowed

5 -	28.180	109.1	31.722	90.3	22.150	101.3	30.987	104.6	1:53.039	85.73	0.585	15:03:52.617
6 -	28.079	109.4	31.206	91.1	22.143	99.8	33.256	93.8	1:54.684	84.50	2.230	15:05:47.301
7 -	28.609	107.3	31.169	90.5	21.985	101.0	31.442	103.8	1:53.205	85.60	0.751	15:07:40.506
8 -	28.477	107.0	31.245	90.3	21.960	99.2	30.954	102.4	1:52.636 (2)	86.04	0.182	15:09:33.142
9 -	28.333	107.7	31.249	90.3	21.961	99.7	31.166	102.2	1:52.709 (3)	85.98	0.255	15:11:25.851
10 -	29.087	107.8	31.553	90.4	21.989	100.9	31.335	103.5	1:53.964	85.03	1.510	15:13:19.815
11 -	28.211	106.0	31.762	90.0	21.969	97.6	31.425	102.7	1:53.367	85.48	0.913	15:15:13.182
12 -	28.398	107.8	31.728	91.9	21.740	99.2	30.877	103.2	1:52.743	85.95	0.289	15:17:05.925
13 -	27.998	109.2	31.400	89.5	21.964	99.4	31.092	103.0	1:52.454 (1)	86.18		15:18:58.379

P25	21 S	Daniel BROOKS						Honda NSF - Daniel Brooks Racing				
IDEAL LAP TIME : 1:51.683		BEST LAP TIME : 1:52.312				DIFFERENCE : 0.629						
LAP	SECTOR 1	SECTOR 2	SECTOR 3	SECTOR 4	LAP TIME	MPH	DIFF	TIME OF DAY				
1 -		111.8	32.478	89.3	22.165	101.0	31.019	104.5	2:01.671	79.65	9.359	14:56:19.922
2 -	28.161	110.3	31.620	90.1	22.194	102.2	31.391	104.6	1:53.366	85.48	1.054	14:58:13.288
3 -	28.462	111.1	31.935	89.3	22.537	99.8	31.158	105.0	1:54.092	84.94	1.780	15:00:07.380
4 -	28.256	108.0	31.338	90.6	22.042	100.0	30.676	105.8	1:52.312 (1)	86.28		15:01:59.692
5 -	28.207	110.5	31.794	90.3	22.143	101.3	30.947	105.1	1:53.091	85.69	0.779	15:03:52.783
6 -	27.966	109.6	31.313	91.3	22.083	100.9	31.926	98.8	1:53.288	85.54	0.976	15:05:46.071
7 -	28.735	104.6	31.792	89.7	22.279	97.5	31.576	102.4	1:54.382	84.72	2.070	15:07:40.453
8 -	28.579	108.9	31.491	90.3	21.856	99.2	30.939	104.0	1:52.865	85.86	0.553	15:09:33.318
9 -	28.208	109.2	31.392	90.0	21.976	98.6	31.018	102.2	1:52.594 (3)	86.07	0.282	15:11:25.912
10 -	28.740	105.8	31.633	89.7	22.095	97.8	31.314	101.5	1:53.782	85.17	1.470	15:13:19.694
11 -	28.257	107.0	31.583	89.9	22.129	97.1	31.456	101.3	1:53.425	85.44	1.113	15:15:13.119
12 -	28.377	105.8	31.697	89.5	21.943	100.1	31.101	102.9	1:53.118	85.67	0.806	15:17:06.237
13 -	27.838	109.8	31.570	89.8	22.038	98.5	31.073	103.8	1:52.519 (2)	86.13	0.207	15:18:58.756

P26	3	Ian LOUGHER						Honda - Team ILR				
IDEAL LAP TIME : 1:52.928		BEST LAP TIME : 1:53.264				DIFFERENCE : 0.336						
LAP	SECTOR 1	SECTOR 2	SECTOR 3	SECTOR 4	LAP TIME	MPH	DIFF	TIME OF DAY				
1 -		110.5	31.939	90.8	22.285	101.6	31.191	104.5	2:01.015	80.08	7.751	14:56:19.266
2 -	28.392	109.6	31.543	89.2	22.490	101.0	31.482	104.0	1:53.907	85.08	0.643	14:58:13.173
3 -	28.463	110.3	31.861	89.0	22.566	99.7	31.214	104.6	1:54.104	84.93	0.840	15:00:07.277
4 -	28.499	110.9	31.664	90.0	22.133	101.0	31.105	103.8	1:53.401 (2)	85.46	0.137	15:02:00.678
5 -	28.277	109.8	31.413	89.4	22.394	100.3	31.180	104.2	1:53.264 (1)	85.56		15:03:53.942
6 -	28.464	108.2	31.727	89.0	22.427	99.2	32.407	99.5	1:55.025	84.25	1.761	15:05:48.967
7 -	28.526	107.5	31.474	89.7	22.579	99.8	31.273	103.0	1:53.852	85.12	0.588	15:07:42.819
8 -	28.465	107.5	31.566	89.1	22.439	98.9	31.356	101.9	1:53.826	85.14	0.562	15:09:36.645
9 -	28.544	107.3	31.532	88.8	22.296	98.6	31.283	102.2	1:53.655 (3)	85.26	0.391	15:11:30.300
10 -	28.901	106.1	31.691	88.8	22.310	98.6	31.373	101.3	1:54.275	84.80	1.011	15:13:24.575
11 -	28.599	106.6	31.619	89.4	22.344	98.3	31.352	102.4	1:53.914	85.07	0.650	15:15:18.489
12 -	28.610	106.3	31.624	89.0	22.606	94.2	32.457	101.5	1:55.297	84.05	2.033	15:17:13.786
13 -	29.745	104.8	32.112	86.7	22.650	96.9	32.760	102.2	1:57.267	82.64	4.003	15:19:11.053

P27	57 S	Josh HIATT						Honda NSF - SorryMate.com				
IDEAL LAP TIME : 1:52.657		BEST LAP TIME : 1:52.948				DIFFERENCE : 0.291						
LAP	SECTOR 1	SECTOR 2	SECTOR 3	SECTOR 4	LAP TIME	MPH	DIFF	TIME OF DAY				
1 -		113.9	32.372	91.3	22.884	100.3	30.980	107.2	2:02.418	79.16	9.470	14:56:20.669
2 -	28.184	111.1	31.868	90.4	22.398	101.9	30.780	106.8	1:53.230 (2)	85.58	0.282	14:58:13.899
3 -	28.669	110.9	31.478	92.4	22.347	103.0	31.146	105.0	1:53.640	85.28	0.692	15:00:07.539
4 -	28.455	111.6	31.546	92.1	22.516	101.9	30.997	106.1	1:53.514 (3)	85.37	0.566	15:02:01.053
5 -	28.267	111.2	31.553	90.3	22.290	102.4	30.838	106.0	1:52.948 (1)	85.80		15:03:54.001
6 -	28.975	109.1	31.536	90.5	22.219	101.9	32.135	100.1	1:54.865	84.37	1.917	15:05:48.866
7 -	29.201	108.0	31.474	91.0	22.618	101.0	31.236	104.8	1:54.529	84.61	1.581	15:07:43.395
8 -	28.665	109.1	31.538	91.5	22.398	100.4	31.440	104.3	1:54.041	84.98	1.093	15:09:37.436
9 -	28.809	107.8	31.828	90.6	22.263	100.7	31.425	103.7	1:54.325	84.76	1.377	15:11:31.761
10 -	29.130	107.7	32.105	90.3	22.350	100.0	31.696	102.9	1:55.281	84.06	2.333	15:13:27.042
11 -	28.923	107.2	31.992	90.1	22.409	99.7	31.438	102.7	1:54.762	84.44	1.814	15:15:21.804
12 -	28.767	107.5	32.111	90.6	22.492	100.6	31.765	105.0	1:55.135	84.17	2.187	15:17:16.939
13 -	28.584	109.1	32.014	90.4	22.437	99.8	31.497	104.6	1:54.532	84.61	1.584	15:19:11.471

Weather / Track : Sunny / Dry

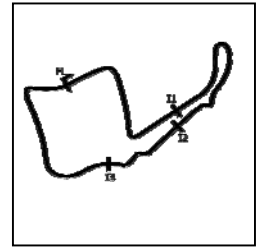
Oulton Park International
 Circuit Length = 2.6920 miles
 Start: 14:54 Flag 15:18 End: 15:21

MCRCB BULLETIN TK228

2018 Bennetts British Superbike Championship - Round 3

2018 HEL Performance British Motostar Championship

RACE 8 - SECTOR ANALYSIS



SECTOR 1 = FL to I1, SECTOR 2 = I1 to I2 SECTOR 3 = I2 to I3, SECTOR 4 = I3 to FL, DIFF = Difference To Personal Best Lap, P = Crossed Finish Line in Pit Lane, D = Time Disallowed

P28 66 S		Annabel THOMAS				Honda NSF - Four Anjels Racing						
IDEAL LAP TIME : 1:54.342		BEST LAP TIME : 1:54.806				DIFFERENCE : 0.464						
LAP	SECTOR 1	SECTOR 2		SECTOR 3		SECTOR 4		LAP TIME	MPH	DIFF	TIME OF DAY	
1 -		101.3	32.759	86.9	22.821	97.9	32.223	98.2	2:06.446	76.64	11.640	14:56:24.697
2 -	28.494	108.0	32.153	86.9	22.586	97.5	31.573	101.2	1:54.806 (1)	84.41		14:58:19.503
3 -	28.606	106.1	32.182	87.1	22.617	97.1	32.337	101.5	1:55.742	83.73	0.936	15:00:15.245
4 -	29.072	107.2	32.009	86.8	22.547	96.9	31.677	99.8	1:55.305 (2)	84.04	0.499	15:02:10.550
5 -	28.915	104.8	32.219	86.2	22.784	96.6	31.841	101.0	1:55.759	83.71	0.953	15:04:06.309
6 -	28.363	105.0	32.277	86.1	22.728	97.2	32.271	97.9	1:55.639	83.80	0.833	15:06:01.948
7 -	29.148	104.2	32.210	86.7	22.593	96.9	32.301	100.4	1:56.252	83.36	1.446	15:07:58.200
8 -	28.849	105.1	32.160	86.9	22.765	97.1	31.744	100.1	1:55.518	83.89	0.712	15:09:53.718
9 -	28.864	105.0	32.312	87.2	22.731	96.6	31.938	100.3	1:55.845	83.65	1.039	15:11:49.563
10 -	28.816	105.1	32.245	86.3	22.664	97.1	31.800	101.3	1:55.525	83.88	0.719	15:13:45.088
11 -	28.667	106.1	31.859	87.6	22.747	96.2	32.227	101.8	1:55.500 (3)	83.90	0.694	15:15:40.588
12 -	28.626	106.5	32.342	86.3	22.801	96.9	31.903	100.7	1:55.672	83.78	0.866	15:17:36.260
13 -	28.721	105.8	32.262	86.9	23.077	96.0	31.816	101.0	1:55.876	83.63	1.070	15:19:32.136

P29 18 S		Jodie FIELDHOUSE				Honda NSF - Go PINK Racing						
IDEAL LAP TIME : 1:55.008		BEST LAP TIME : 1:55.258				DIFFERENCE : 0.250						
LAP	SECTOR 1	SECTOR 2		SECTOR 3		SECTOR 4		LAP TIME	MPH	DIFF	TIME OF DAY	
1 -		109.4	32.837	90.0	22.897	102.1	31.881	105.0	2:05.641	77.13	10.383	14:56:23.892
2 -	29.008	110.5	32.760	89.5	22.611	102.4	31.467	105.6	1:55.846	83.65	0.588	14:58:19.738
3 -	28.953	110.1	32.387	90.6	22.692	101.3	31.638	105.5	1:55.670	83.78	0.412	15:00:15.408
4 -	29.826	108.5	32.347	89.9	22.655	101.8	31.551	105.1	1:56.379	83.27	1.121	15:02:11.787
5 -	29.107	110.1	32.226	90.5	22.638	101.6	32.015	104.8	1:55.986	83.55	0.728	15:04:07.773
6 -	29.237	109.4	32.473	89.8	23.177	98.9	32.914	102.9	1:57.801	82.26	2.543	15:06:05.574
7 -	29.277	108.9	33.133	89.3	22.542	101.2	31.697	104.8	1:56.649	83.08	1.391	15:08:02.223
8 -	29.240	108.5	32.548	89.8	22.474	101.0	31.676	102.4	1:55.938	83.59	0.680	15:09:58.161
9 -	29.246	107.7	32.571	90.1	22.477	100.0	31.510	103.2	1:55.804	83.68	0.546	15:11:53.965
10 -	29.306	109.2	32.614	89.4	22.672	101.8	31.460	104.0	1:56.052	83.50	0.794	15:13:50.017
11 -	28.935	108.5	32.524	89.1	22.457	100.6	31.619	103.7	1:55.535 (3)	83.88	0.277	15:15:45.552
12 -	29.071	108.4	32.284	90.0	22.387	100.6	31.516	104.6	1:55.258 (1)	84.08		15:17:40.810
13 -	29.045	108.0	32.342	88.6	22.587	101.0	31.464	104.5	1:55.438 (2)	83.95	0.180	15:19:36.248

P30 16 S		Harvey CLARIDGE				Honda NSF - Nova Racing / SP125						
IDEAL LAP TIME : 1:55.460		BEST LAP TIME : 1:55.633				DIFFERENCE : 0.173						
LAP	SECTOR 1	SECTOR 2		SECTOR 3		SECTOR 4		LAP TIME	MPH	DIFF	TIME OF DAY	
1 -		110.7	32.655	91.6	22.815	101.3	32.017	105.0	2:04.557	77.80	8.924	14:56:22.808
2 -	28.778	109.8	32.163	91.5	22.502	101.0	32.190	104.5	1:55.633 (1)	83.81		14:58:18.441
3 -	28.891	108.9	32.330	90.8	22.740	98.9	32.557	102.2	1:56.518	83.17	0.885	15:00:14.959
4 -	29.148	108.2	32.435	90.6	22.594	101.0	32.229	104.5	1:56.406 (3)	83.25	0.773	15:02:11.365
5 -	28.869	109.1	32.547	90.5	22.593	100.9	32.245	104.5	1:56.254 (2)	83.36	0.621	15:04:07.619
6 -	28.879	107.8	32.663	89.8	23.349	99.4	32.733	103.7	1:57.624	82.39	1.991	15:06:05.243
7 -	29.188	107.2	33.985	86.2	23.000	100.1	32.150	104.3	1:58.323	81.90	2.690	15:08:03.566
8 -	29.198	108.7	32.976	89.5	22.598	100.7	32.503	103.4	1:57.275	82.63	1.642	15:10:00.841
9 -	29.167	107.5	33.289	87.8	22.734	99.8	32.451	103.5	1:57.641	82.38	2.008	15:11:58.482
10 -	29.120	108.5	32.606	89.9	22.789	98.6	32.811	103.8	1:57.326	82.60	1.693	15:13:55.808
11 -	29.011	107.7	33.290	89.8	23.134	96.6	33.237	103.5	1:58.672	81.66	3.039	15:15:54.480
12 -	29.502	106.6	33.895	88.6	23.531	96.6	33.633	102.6	2:00.561	80.38	4.928	15:17:55.041
13 -	29.759	106.3	33.916	88.5	23.580	91.8	32.941	103.8	2:00.196	80.62	4.563	15:19:55.237

P31 35 S		Jeremy KNIGHT				Honda NSF - Jeremy Knight Racing						
IDEAL LAP TIME : 1:59.792		BEST LAP TIME : 2:00.070				DIFFERENCE : 0.278						
LAP	SECTOR 1	SECTOR 2		SECTOR 3		SECTOR 4		LAP TIME	MPH	DIFF	TIME OF DAY	
1 -		105.8	35.151	87.4	23.709	96.2	33.544	100.6	2:10.702	74.14	10.632	14:56:28.953
2 -	30.676	103.0	34.573	87.1	23.497	95.8	33.488	100.7	2:02.234	79.28	2.164	14:58:31.187
3 -	30.297	103.0	34.372	87.2	23.360	95.7	33.362	100.4	2:01.391	79.83	1.321	15:00:32.578
4 -	30.345	103.7	33.903	87.8	23.328	96.2	33.542	99.7	2:01.118	80.01	1.048	15:02:33.696
5 -	30.285	103.7	34.389	87.4	23.448	95.7	33.454	101.3	2:01.576	79.71	1.506	15:04:35.272
6 -	30.356	102.9	34.151	87.8	23.282	96.5	33.934	100.7	2:01.723	79.61	1.653	15:06:36.995

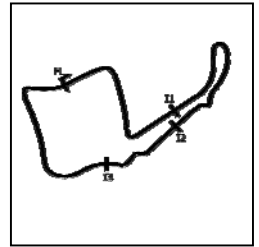
Weather / Track : Sunny / Dry

Oulton Park International
Circuit Length = 2.6920 miles
Start: 14:54 Flag 15:18 End: 15:21

2018 Bennetts British Superbike Championship - Round 3

2018 HEL Performance British Motostar Championship

RACE 8 - SECTOR ANALYSIS



SECTOR 1 = FL to I1, SECTOR 2 = I1 to I2 SECTOR 3 = I2 to I3, SECTOR 4 = I3 to FL, DIFF = Difference To Personal Best Lap, P = Crossed Finish Line in Pit Lane, D = Time Disallowed

7 -	30.411	103.5	34.059	87.7	23.165	96.0	33.234	102.4	2:00.869	80.18	0.799	15:08:37.864
8 -	30.053	103.2	34.111	85.5	23.299	97.6	33.174	101.3	2:00.637 (3)	80.33	0.567	15:10:38.501
9 -	30.263	103.2	34.421	86.1	22.949	96.9	33.300	101.0	2:00.933	80.13	0.863	15:12:39.434
10 -	30.151	103.7	34.087	87.2	23.078	96.2	33.338	101.0	2:00.654	80.32	0.584	15:14:40.088
11 -	30.068	103.4	33.765	87.6	23.077	92.8	33.160	101.6	2:00.070 (1)	80.71		15:16:40.158
12 -	29.918	104.5	33.820	86.3	23.383	96.1	33.234	101.3	2:00.355 (2)	80.52	0.285	15:18:40.513
13 -	30.341	103.8	34.335	86.0	23.589	94.9	33.590	101.3	2:01.855	79.53	1.785	15:20:42.368

P32	50 S	Aditya BEHAL				Honda NSF - Microlise Cresswell Racing						
IDEAL LAP TIME : 1:49.427		BEST LAP TIME : 1:49.991				DIFFERENCE : 0.564						
LAP	SECTOR 1	SECTOR 2		SECTOR 3		SECTOR 4		LAP TIME	MPH	DIFF	TIME OF DAY	
1 -		111.1	31.654	91.0	22.079	101.6	30.540	105.1	1:59.472	81.11	9.481	14:56:17.723
2 -	27.924	110.5	31.207	88.7	22.048	102.2	30.502	104.8	1:51.681	86.77	1.690	14:58:09.404
3 -	27.467	112.2	31.014	92.3	21.657	102.6	30.736	103.8	1:50.874	87.40	0.883	15:00:00.278
4 -	27.683	111.6	31.012	92.1	21.921	101.0	30.560	104.2	1:51.176	87.17	1.185	15:01:51.454
5 -	27.791	109.1	30.895	91.3	21.510	101.3	30.474	104.8	1:50.670	87.56	0.679	15:03:42.124
6 -	27.817	108.7	30.713	89.4	21.644	101.3	30.324	105.5	1:50.498	87.70	0.507	15:05:32.622
7 -	27.523	108.7	31.155	91.5	21.487	101.2	30.789	104.5	1:50.954	87.34	0.963	15:07:23.576
8 -	27.936	107.5	31.149	91.1	21.620	101.2	30.532	104.8	1:51.237	87.12	1.246	15:09:14.813
9 -	27.734	110.0	30.897	91.0	21.445	101.2	30.390	104.8	1:50.466 (3)	87.73	0.475	15:11:05.279
10 -	27.736	110.3	30.673	91.3	21.374	100.9	30.208	105.0	1:49.991 (1)	88.10		15:12:55.270
11 -	27.172	114.5	30.984	92.4	21.527	103.2	30.541	106.6	1:50.224 (2)	87.92	0.233	15:14:45.494
12 -	27.932	109.1	30.809	92.0	22.533	100.4	30.393	103.7	1:51.667	86.78	1.676	15:16:37.161
13 -	27.905	108.0	31.257	89.3	22.064	101.2	30.376	106.3	1:51.602	86.83	1.611	15:18:28.763

P33	72 S	Cameron HORSMAN				Honda NSF - Nova / FAB Racing						
IDEAL LAP TIME : 1:47.854		BEST LAP TIME : 1:48.292				DIFFERENCE : 0.438						
LAP	SECTOR 1	SECTOR 2		SECTOR 3		SECTOR 4		LAP TIME	MPH	DIFF	TIME OF DAY	
1 -		113.7	30.780	92.6	21.800	103.8	30.292	108.2	1:56.676	83.06	8.384	14:56:14.927
2 -	27.239	112.2	30.063	91.1	21.436	102.1	29.800	107.3	1:48.538	89.28	0.246	14:58:03.465
3 -	27.014	112.2	29.928	92.5	21.206	103.5	30.169	107.3	1:48.317 (2)	89.47	0.025	14:59:51.782
4 -	27.205	112.0	30.569	92.3	21.212	102.6	29.930	106.5	1:48.916	88.97	0.624	15:01:40.698
5 -	27.313	111.6	30.343	92.1	21.318	102.4	30.030	106.3	1:49.004	88.90	0.712	15:03:29.702
6 -	27.343	109.2	30.277	91.8	21.112	102.1	29.957	105.6	1:48.689	89.16	0.397	15:05:18.391
7 -	27.171	110.1	30.033	92.0	21.143	102.6	29.945	105.3	1:48.292 (1)	89.49		15:07:06.683
8 -	27.199	111.2	30.163	91.9	21.241	102.2	29.925	106.1	1:48.528 (3)	89.29	0.236	15:08:55.211
9 -	27.158	110.0	30.111	91.3	21.259	102.4	30.128	107.2	1:48.656	89.19	0.364	15:10:43.867
10 -	27.320	112.4	30.673	92.1	21.289	101.6	30.189	107.0	1:49.471	88.52	1.179	15:12:33.338
11 -	27.513	108.9	30.475	92.3	21.185	102.2	30.208	104.6	1:49.381	88.60	1.089	15:14:22.719

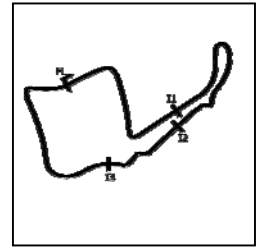
P34	14	Jack NIXON				KTM - Santander Salt						
IDEAL LAP TIME : 1:46.342		BEST LAP TIME : 1:46.721				DIFFERENCE : 0.379						
LAP	SECTOR 1	SECTOR 2		SECTOR 3		SECTOR 4		LAP TIME	MPH	DIFF	TIME OF DAY	
1 -		120.0	30.685	99.1	21.455	110.3	29.344	114.7	1:53.675	85.25	6.954	14:56:11.926
2 -	26.789	119.6	29.866	97.9	20.858	110.7	29.208	113.7	1:46.721 (1)	90.80		14:57:58.647
3 -	26.859	120.2	29.922	98.5	21.070	110.1	29.398	114.3	1:47.249 (3)	90.36	0.528	14:59:45.896
4 -	27.325	117.9	29.649	98.5	20.856	110.5	29.363	111.2	1:47.193 (2)	90.40	0.472	15:01:33.089
5 -	27.268	113.9	30.060	97.8	20.790	109.4	29.319	112.9	1:47.437	90.20	0.716	15:03:20.526
6 -	26.695	117.7	29.987	97.3	21.097	107.3	29.584	111.6	1:47.363	90.26	0.642	15:05:07.889
7 -	27.045	115.9	29.807	97.2	20.810	109.8	29.899	111.2	1:47.561	90.10	0.840	15:06:55.450
8 -	27.267	116.9	30.292	96.8	20.994	108.9	30.054	109.4	1:48.607	89.23	1.886	15:08:44.057
9 -	27.296	117.1	31.056	96.5	21.007	110.0	29.674	111.4	1:49.033	88.88	2.312	15:10:33.090

P35	54	Sam BURMAN				KTM - TeamWNT / Burman Racing						
IDEAL LAP TIME : 1:50.071		BEST LAP TIME : 1:50.780				DIFFERENCE : 0.709						
LAP	SECTOR 1	SECTOR 2		SECTOR 3		SECTOR 4		LAP TIME	MPH	DIFF	TIME OF DAY	
1 -		117.5	31.035	98.2	22.030	109.1	30.118	112.9	1:58.190	81.99	7.410	14:56:16.441
2 -	27.374	119.1	31.137	97.5	22.019	108.7	30.250	112.4	1:50.780 (1)	87.48		14:58:07.221
3 -	27.541	117.7	30.796	97.9	21.783	108.5	31.825	105.3	1:51.945 (2)	86.57	1.165	14:59:59.166
4 -	28.270	116.1	31.009	95.8	28.938	106.0	31.438	110.9	1:59.655	80.99	8.875	15:01:58.821

Weather / Track : Sunny / Dry

Oulton Park International
Circuit Length = 2.6920 miles
Start: 14:54 Flag 15:18 End: 15:21

RACE 8 - SECTOR ANALYSIS



SECTOR 1 = FL to I1, SECTOR 2 = I1 to I2 SECTOR 3 = I2 to I3, SECTOR 4 = I3 to FL, DIFF = Difference To Personal Best Lap, P = Crossed Finish Line in Pit Lane, D = Time Disallowed

5 -	28.480	115.5	30.882	96.4	26.093	102.2	31.543	112.0	1:56.998	82.83	6.218	15:03:55.819
6 -	27.663	117.1	31.207	96.1	23.545	105.3	31.591	110.0	1:54.006	85.00	3.226	15:05:49.825
7 -	28.037	116.3	31.190	95.5	30.452	89.0	32.900	110.7	2:02.579	79.06	11.799	15:07:52.404
8 -	27.948	115.1	31.164	95.7	22.259	107.2	30.600	110.7	1:51.971 (3)	86.55	1.191	15:09:44.375
9 -	28.195	114.1	31.858	96.1	22.243	106.5	IN PIT		1:59.086 P	81.38	8.306	15:11:43.461

P36 44 S		Andrew SMYTH				Honda NSF - R Mullen						
IDEAL LAP TIME : 1:59.867		BEST LAP TIME : 2:00.853				DIFFERENCE : 0.986						
LAP	SECTOR 1	SECTOR 2	SECTOR 3	SECTOR 4	LAP TIME	MPH	DIFF	TIME OF DAY				
1 -	106.1	35.011	87.4	23.707	96.6	33.762	99.2	2:11.040	73.95	10.187	14:56:29.291	
2 -	30.323	105.5	34.698	87.7	23.647	97.5	33.449	101.6	2:02.117	79.36	1.264	14:58:31.408
3 -	30.110	104.3	34.736	87.3	23.719	95.4	33.067	97.5	2:01.632	79.67	0.779	15:00:33.040
4 -	30.369	104.2	33.962	87.2	23.631	95.4	33.032	100.4	2:00.994 (2)	80.09	0.141	15:02:34.034
5 -	30.234	104.0	34.416	86.7	23.595	94.9	33.392	100.3	2:01.637	79.67	0.784	15:04:35.671
6 -	30.598	102.4	33.910	86.7	23.374	95.7	33.848	97.9	2:01.730	79.61	0.877	15:06:37.401
7 -	30.531	103.4	34.074	86.2	23.785	96.5	32.649	100.3	2:01.039 (3)	80.06	0.186	15:08:38.440
8 -	29.934	102.2	34.472	85.5	23.540	95.5	32.907	98.6	2:00.853 (1)	80.19		15:10:39.293

P37 48		Sharni PINFOLD				KTM - RS Racing						
IDEAL LAP TIME : 1:51.765		BEST LAP TIME : 1:52.790				DIFFERENCE : 1.025						
LAP	SECTOR 1	SECTOR 2	SECTOR 3	SECTOR 4	LAP TIME	MPH	DIFF	TIME OF DAY				
1 -	118.3	32.552	95.4	22.295	106.3	30.864	109.4	2:01.786	79.57	8.996	14:56:20.037	
2 -	27.877	114.9	32.204	95.4	21.852	103.0	31.298	110.0	1:53.231	85.58	0.441	14:58:13.268
3 -	27.813	115.7	32.134	93.5	21.946	105.1	30.897	110.0	1:52.790 (1)	85.92		15:00:06.058
4 -	27.966	115.5	31.435	96.0	22.285	104.0	31.223	108.9	1:52.909 (2)	85.83	0.119	15:01:58.967
5 -	28.535	114.5	31.533	95.0	22.106	105.6	31.011	109.4	1:53.185 (3)	85.62	0.395	15:03:52.152

MCRCB BULLETIN TK229

2018 Bennetts British Superbike Championship - Round 3

2018 HEL Performance British Motostar Championship

RACE 8 - BEST SECTORS

SECTOR 1				SECTOR 2				SECTOR 3				SECTOR 4				IDEAL / BEST COMPARISON		
POS	NO	NAME	TIME	NO	NAME	TIME	NO	NAME	TIME	NO	NAME	TIME	NO	NAME	IDEAL	BEST	DIFF	
															PERFECT LAP 1:43.918			
1	2	ARCHER	26.015	55	SCOTT	28.928	2	ARCHER	20.351	79	STACEY	28.624	1	79	STACEY	1:44.108	1:44.270	0.162
2	79	STACEY	26.017	96	PAASCH	28.989	79	STACEY	20.411	2	ARCHER	28.746	2	2	ARCHER	1:44.202	1:44.429	0.227
3	8	LODGE	26.091	12	RENDELL	29.006	55	SCOTT	20.474	55	SCOTT	28.900	3	55	SCOTT	1:44.461	1:44.726	0.265
4	55	SCOTT	26.159	79	STACEY	29.056	12	RENDELL	20.521	12	RENDELL	28.901	4	96	PAASCH	1:44.678	1:45.078	0.400
5	34	DELVES	26.166	2	ARCHER	29.090	96	PAASCH	20.523	15	McMANUS	28.984	5	12	RENDELL	1:44.710	1:44.953	0.243
6	96	PAASCH	26.174	64	DURHAM	29.103	15	McMANUS	20.557	64	DURHAM	28.987	6	64	DURHAM	1:44.888	1:45.019	0.131
7	64	DURHAM	26.183	34	DELVES	29.179	64	DURHAM	20.615	8	LODGE	28.991	7	15	McMANUS	1:44.997	1:45.276	0.279
8	15	McMANUS	26.222	6	TAYLOR	29.201	6	TAYLOR	20.702	96	PAASCH	28.992	8	8	LODGE	1:45.113	1:45.546	0.433
9	6	TAYLOR	26.226	15	McMANUS	29.234	34	DELVES	20.727	6	TAYLOR	29.097	9	34	DELVES	1:45.192	1:45.320	0.128
10	12	RENDELL	26.282	8	LODGE	29.270	8	LODGE	20.761	34	DELVES	29.120	10	6	TAYLOR	1:45.226	1:45.468	0.242
11	28	HINDLE	26.521	97	TAYLOR	29.633	14	NIXON	20.790	14	NIXON	29.208	11	14	NIXON	1:46.342	1:46.721	0.379
12	7	BEST	26.601	7	BEST	29.642	47	SEABRIG	20.911	97	TAYLOR	29.343	12	97	TAYLOR	1:46.518	1:46.809	0.291
13	97	TAYLOR	26.628	14	NIXON	29.649	97	TAYLOR	20.914	7	BEST	29.388	13	7	BEST	1:46.564	1:46.757	0.193
14	14	NIXON	26.695	28	HINDLE	29.774	7	BEST	20.933	28	HINDLE	29.535	14	28	HINDLE	1:46.850	1:47.067	0.217
15	47	SEABRIG	26.938	25	STRUDWI	29.794	28	HINDLE	21.020	72	HORSMAN	29.800	15	47	SEABRIGHT	1:47.711	1:48.295	0.584
16	72	HORSMAN	27.014	47	SEABRIG	29.873	56	ATKINS	21.106	56	ATKINS	29.867	16	72	HORSMAN	1:47.854	1:48.292	0.438
17	25	STRUDWI	27.042	19	OGDEN	29.910	72	HORSMAN	21.112	19	OGDEN	29.913	17	25	STRUDWICK	1:47.903	1:48.265	0.362
18	19	OGDEN	27.053	72	HORSMAN	29.928	25	STRUDWI	21.131	25	STRUDWI	29.936	18	19	OGDEN	1:48.121	1:48.416	0.295
19	50	BEHAL	27.172	56	ATKINS	30.024	19	OGDEN	21.245	47	SEABRIG	29.989	19	56	ATKINS	1:48.465	1:48.814	0.349
20	45	SWANN	27.316	45	SWANN	30.284	45	SWANN	21.331	45	SWANN	30.099	20	45	SWANN	1:49.030	1:49.384	0.354
21	13	CLARK	27.372	95	TURNER	30.365	50	BEHAL	21.374	54	BURMAN	30.118	21	95	TURNER	1:49.423	1:50.392	0.969
22	54	BURMAN	27.374	13	CLARK	30.424	20	HART	21.415	20	HART	30.137	22	50	BEHAL	1:49.427	1:49.991	0.564
23	20	HART	27.390	89	MORETON	30.585	95	TURNER	21.478	95	TURNER	30.139	23	13	CLARK	1:49.537	1:49.780	0.243
24	95	TURNER	27.441	50	BEHAL	30.673	13	CLARK	21.543	13	CLARK	30.198	24	20	HART	1:49.652	1:50.124	0.472
25	56	ATKINS	27.468	20	HART	30.710	89	MORETON	21.582	50	BEHAL	30.208	25	89	MORETON	1:49.984	1:50.040	0.056
26	89	MORETON	27.586	54	BURMAN	30.796	17	BOURNE	21.740	89	MORETON	30.231	26	54	BURMAN	1:50.071	1:50.780	0.709
27	48	PINFOLD	27.648	77	LAFFINS	30.886	54	BURMAN	21.783	21	BROOKS	30.676	27	77	LAFFINS	1:51.666	1:51.955	0.289
28	21	BROOKS	27.838	17	BOURNE	31.169	48	PINFOLD	21.852	57	HIATT	30.780	28	21	BROOKS	1:51.683	1:52.312	0.629
29	17	BOURNE	27.998	21	BROOKS	31.313	21	BROOKS	21.856	77	LAFFINS	30.798	29	48	PINFOLD	1:51.765	1:52.790	1.025
30	77	LAFFINS	28.050	48	PINFOLD	31.401	77	LAFFINS	21.932	48	PINFOLD	30.864	30	17	BOURNE	1:51.784	1:52.454	0.670
31	57	HIATT	28.184	3	LOUGHER	31.413	3	LOUGHER	22.133	17	BOURNE	30.877	31	57	HIATT	1:52.657	1:52.948	0.291
32	3	LOUGHER	28.277	57	HIATT	31.474	57	HIATT	22.219	3	LOUGHER	31.105	32	3	LOUGHER	1:52.928	1:53.264	0.336
33	66	THOMAS	28.363	66	THOMAS	31.859	18	FIELDHO	22.387	18	FIELDHO	31.460	33	66	THOMAS	1:54.342	1:54.806	0.464
34	16	CLARIDG	28.778	16	CLARIDG	32.163	16	CLARIDG	22.502	66	THOMAS	31.573	34	18	FIELDHOUSE	1:55.008	1:55.258	0.250
35	18	FIELDHO	28.935	18	FIELDHO	32.226	66	THOMAS	22.547	16	CLARIDG	32.017	35	16	CLARIDG	1:55.460	1:55.633	0.173
36	35	KNIGHT	29.918	35	KNIGHT	33.765	35	KNIGHT	22.949	44	SMYTH	32.649	36	35	KNIGHT	1:59.792	2:00.070	0.278
37	44	SMYTH	29.934	44	SMYTH	33.910	44	SMYTH	23.374	35	KNIGHT	33.160	37	44	SMYTH	1:59.867	2:00.853	0.986
38																		

Weather / Track : Sunny / Dry

Oulton Park International
 Circuit Length = 2.6920 miles
 Start: 14:54 Flag 15:18 End: 15:21

Results can be found at www.tsl-timing.com

Printed - 15:23 Monday, 07 May 2018

MCRCB BULLETIN TK230**2018 Bennetts British Superbike Championship - Round 3****2018 HEL Performance British Motostar Championship****RACE 8 - BEST SPEEDS**

POS	INTERMEDIATE 1			INTERMEDIATE 2			INTERMEDIATE 3			FINISH LINE		
	NO	NAME	MPH	NO	NAME	MPH	NO	NAME	MPH	NO	NAME	MPH
1	79	STACEY	121.5	2	ARCHER	99.2	2	ARCHER	110.9	79	STACEY	114.9
2	15	McMANUS	120.9	6	TAYLOR	99.2	14	NIXON	110.7	64	DURHAM	114.7
3	2	ARCHER	120.4	79	STACEY	99.1	6	TAYLOR	110.5	14	NIXON	114.7
4	6	TAYLOR	120.2	14	NIXON	99.1	15	McMANUS	110.1	6	TAYLOR	114.5
5	14	NIXON	120.2	55	SCOTT	98.9	8	LODGE	110.1	2	ARCHER	113.7
6	55	SCOTT	120.0	15	McMANUS	98.9	79	STACEY	110.0	15	McMANUS	113.7
7	8	LODGE	120.0	8	LODGE	98.3	64	DURHAM	109.8	8	LODGE	113.7
8	7	BEST	120.0	54	BURMAN	98.2	54	BURMAN	109.1	55	SCOTT	113.3
9	64	DURHAM	119.8	64	DURHAM	97.9	28	HINDLE	108.9	7	BEST	113.1
10	28	HINDLE	119.1	28	HINDLE	97.9	55	SCOTT	108.7	28	HINDLE	112.9
11	54	BURMAN	119.1	97	TAYLOR	96.8	96	PAASCH	108.0	54	BURMAN	112.9
12	96	PAASCH	118.9	7	BEST	96.5	7	BEST	108.0	96	PAASCH	112.7
13	12	RENDELL	118.3	96	PAASCH	96.2	97	TAYLOR	107.8	34	DELVES	112.2
14	48	PINFOLD	118.3	34	DELVES	96.2	34	DELVES	107.7	97	TAYLOR	112.0
15	34	DELVES	117.9	12	RENDELL	96.1	12	RENDELL	107.0	48	PINFOLD	110.0
16	97	TAYLOR	117.3	48	PINFOLD	96.0	48	PINFOLD	106.3	19	OGDEN	109.8
17	56	ATKINS	116.3	56	ATKINS	95.3	56	ATKINS	105.5	56	ATKINS	109.8
18	25	STRUDWICK	115.9	20	HART	94.2	20	HART	105.3	12	RENDELL	109.6
19	19	OGDEN	115.3	47	SEABRIGHT	94.1	19	OGDEN	104.5	20	HART	109.4
20	20	HART	115.1	95	TURNER	94.1	95	TURNER	104.2	13	CLARK	108.9
21	50	BEHAL	114.5	19	OGDEN	93.9	13	CLARK	104.2	95	TURNER	108.7
22	47	SEABRIGHT	114.3	89	MORETON	93.4	47	SEABRIGHT	104.0	25	STRUDWICK	108.5
23	13	CLARK	114.1	13	CLARK	93.3	25	STRUDWICK	104.0	72	HORSMAN	108.2
24	57	HIATT	113.9	25	STRUDWICK	92.6	89	MORETON	104.0	47	SEABRIGHT	108.0
25	95	TURNER	113.7	72	HORSMAN	92.6	72	HORSMAN	103.8	89	MORETON	107.8
26	72	HORSMAN	113.7	45	SWANN	92.4	50	BEHAL	103.2	57	HIATT	107.2
27	45	SWANN	113.5	57	HIATT	92.4	57	HIATT	103.0	17	BOURNE	106.8
28	89	MORETON	113.5	50	BEHAL	92.4	17	BOURNE	102.7	50	BEHAL	106.6
29	17	BOURNE	112.9	17	BOURNE	91.9	18	FIELDHOUSE	102.4	45	SWANN	106.0
30	21	BROOKS	111.8	16	CLARIDGE	91.6	21	BROOKS	102.2	21	BROOKS	105.8
31	3	LOUGHER	110.9	21	BROOKS	91.3	45	SWANN	101.9	18	FIELDHOUSE	105.6
32	77	LAFFINS	110.7	3	LOUGHER	90.8	3	LOUGHER	101.6	16	CLARIDGE	105.0
33	16	CLARIDGE	110.7	18	FIELDHOUSE	90.6	16	CLARIDGE	101.3	3	LOUGHER	104.6
34	18	FIELDHOUSE	110.5	77	LAFFINS	89.3	77	LAFFINS	100.1	77	LAFFINS	104.3
35	66	THOMAS	108.0	35	KNIGHT	87.8	66	THOMAS	97.9	35	KNIGHT	102.4
36	44	SMYTH	106.1	44	SMYTH	87.7	35	KNIGHT	97.6	66	THOMAS	101.8
37	35	KNIGHT	105.8	66	THOMAS	87.6	44	SMYTH	97.5	44	SMYTH	101.6
38												

Weather / Track : Sunny / Dry

Oulton Park International
Circuit Length = 2.6920 miles
Start: 14:54 Flag 15:18 End: 15:21

Results can be found at www.tsl-timing.com

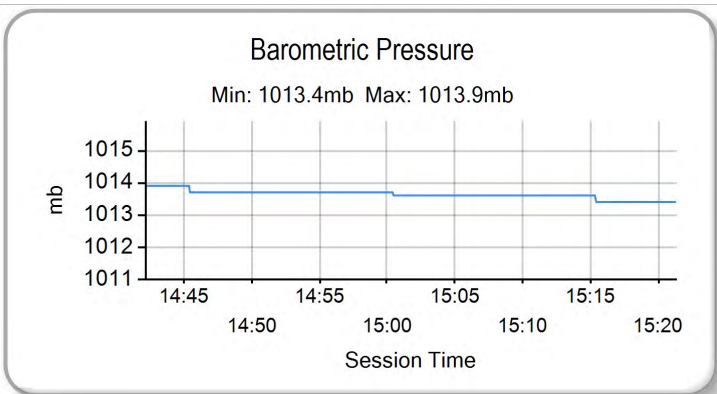
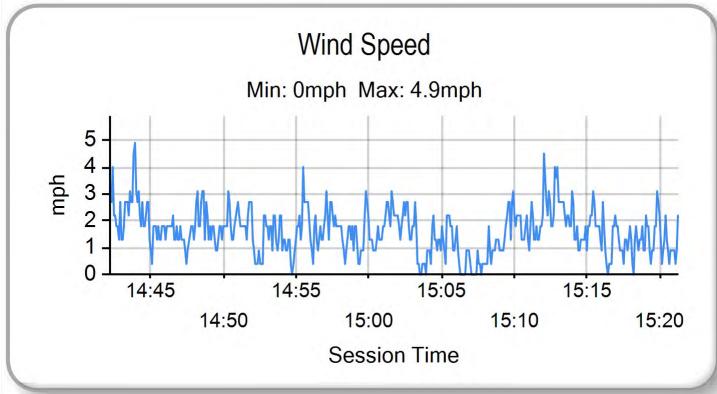
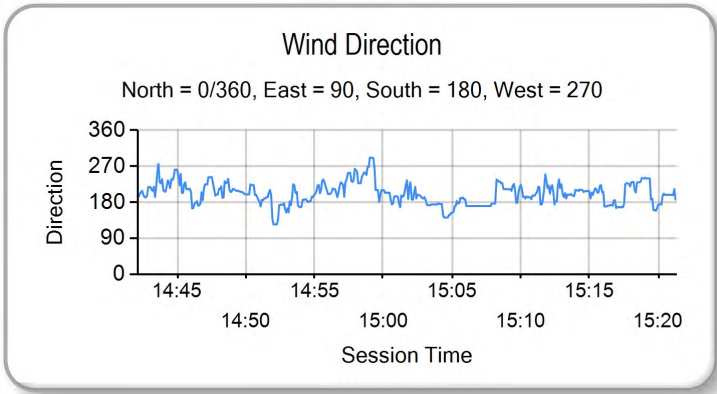
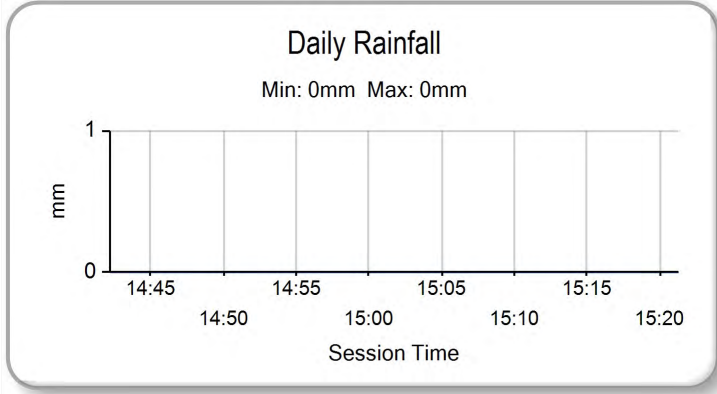
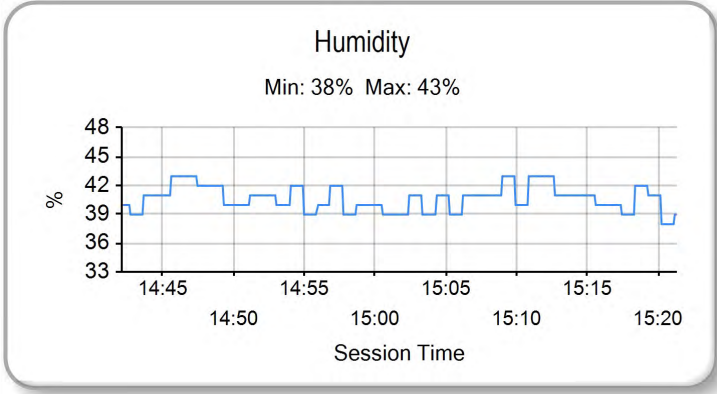
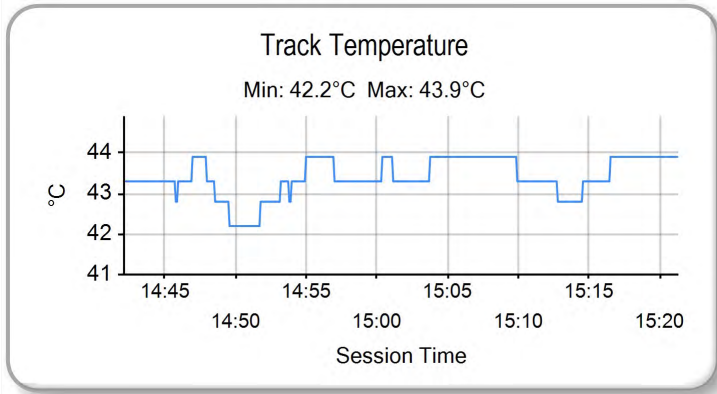
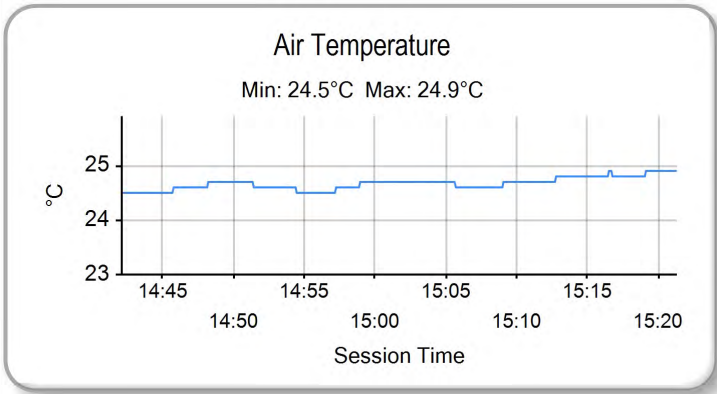
Printed - 15:24 Monday, 07 May 2018

MCRCB BULLETIN TK231

2018 Bennetts British Superbike Championship - Round 3

2018 HEL Performance British Motostar Championship

RACE 8 - WEATHER CONDITIONS



Weather / Track : Sunny / Dry

Results can be found at www.tsl-timing.com

Oulton Park International
Circuit Length = 2.6920 miles
Start: 14:54 Flag 15:18 End: 15:21

Printed - 15:24 Monday, 07 May 2018

MCRCB BULLETIN TK232

2018 HEL Performance British Motostar Championship

MOTO 3 GP POINTS AFTER ROUND 4

	TOTAL	GAP	DIFF	13th-15th April Brands Hatch Indy	5th-7th May Oulton Park	6th-8th July Knockhill	20th-22nd July Brands Hatch GP	3rd-5th August Thruxton	17th-19th August Cadwell Park	7th-9th September Silverstone	14th-16th September Oulton Park	12th-14th October Brands Hatch - GP
Jake ARCHER	95			25 20	25 25							
Storm STACEY	64	31		16 8	20 20							
Jack SCOTT	62	33	2	11 25	10 16							
Asher DURHAM	60	35	2	20 13	16 11							
Edward RENDELL	50	45	10	13 11	13 13							
Brandon PAASCH	35	60	15	9 16	10							
Elliot LODGE	28	67	7	10	11 7							
Eugene McMANUS	28	67	0	10	9 9							
Liam DELVES	25	70	3	7 5	7 6							
Taz TAYLOR	25	70	0	2 7	8 8							
Jack NIXON	20	75	5	6 9	5							
Edmund BEST	19	76	1	8	6 5							
Lee HINDLE	17	78	2	4 6	4 3							
Chris TAYLOR	9	86	8	5	4							
Ant HODSON	7	88	2	3 4								
Sam BURMAN	7	88	0	1 3	3							
Ian LOUGHER	4	91	3		2 2							
Sharni PINFOLD	3	92	1	2	1							

MCRCB BULLETIN TK233

2018 HEL Performance British Motostar Championship

MOTO 3 STANDARD POINTS AFTER ROUND 4

	TOTAL	GAP	DIFF	13th-15th April Brands Hatch Indy	5th-7th May Oulton Park	6th-8th July Knockhill	20th-22nd July Brands Hatch GP	3rd-5th August Thruxton	17th-19th August Cadwell Park	7th-9th September Silverstone	14th-16th September Oulton Park	12th-14th October Brands Hatch - GP
Victor RODRIGUEZ	75			25 25	25							
Fenton SEABRIGHT	72	3		11 16	20 25							
Scott OGDEN	52	23	20	9 10	13 20							
Thomas STRUDWICK	50	25	2	13 11	10 16							
Cameron HORSMAN	45	30	5	16 13	16							
Max COOK	40	35	5	20 20								
Taylor MORETON	38	37	2	10 7	11 10							
Scott SWANN	33	42	5	5 9	8 11							
Charlie ATKINS	33	42	0	7 4	9 13							
Rhys IRWIN	21	54	12	8 8	5							
Ross TURNER	18	57	3	6	4 8							
Jacob CLARK	16	59	2	2	7 7							
Aditya BEHAL	15	60	1	4 5	6							
Sam LAFFINS	12	63	3	3	3 6							
Jack HART	12	63	0	1 2	9							
Annabel THOMAS	8	67	4	6	2							
Daniel BROOKS	8	67	0	3	1 4							
Franco BOURNE	7	68	1		2 5							
Josh HIATT	4	71	3	1	3							
Jodie FIELDHOUSE	1	74	3		1							