



HEL PERFORMANCE BRITISH MOTOSTAR

Round 5

Cadwell Park

16th – 18th August 2019



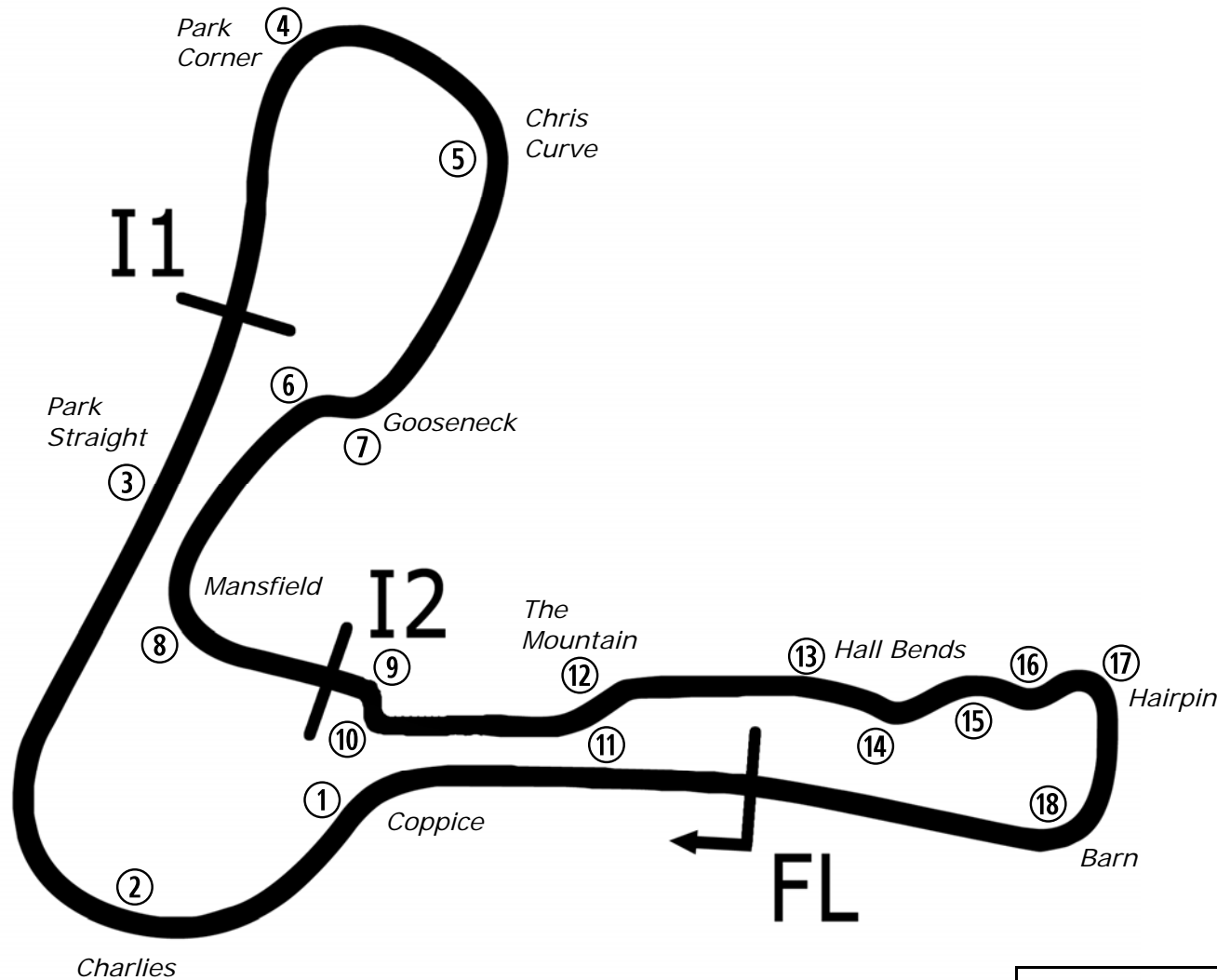
Results Provided by Timing Solutions Ltd
www.tsl-timing.com

Cadwell Park

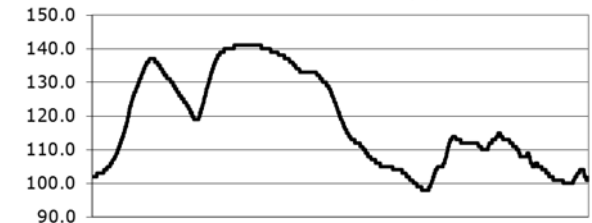


SPORTS TIMING

TIMING SOLUTIONS LTD



Circuit Altitude (m)



Length	2.1800 miles	3508.4 m	
FL		53.31024 N	0.05940 W
I1	1190m	53.30746 N	0.06718 W
I2	2330m	53.30708 N	0.06270 W
Pit Entry	3472m	53.31103 N	0.05889 W
Pit Exit	0m after FL	53.31030 N	0.05940 W
Pit Entry-Pit Exit 92m, 5.5s @60kph, 4.1s @80kph			

Lap Records		Best Sector Information					
		Sector 1	S1 Trap (mph)	Sector 2	S2 Trap (mph)	Sector 3	F/L Trap (mph)
Superbikes	1:26.478	21.516	166.9	27.603	NONE	35.738	162.4
Supersport	1:28.746	22.474	152.8	28.132	NONE	37.075	146.5
Superstock 1000	1:28.203	22.267	161.3	28.242	NONE	36.898	158.6
Superstock 600	1:30.896	23.065	147.8	28.907	NONE	38.030	142.4
Motostar	1:32.040	24.663	129.0	28.872	NONE	38.313	122.4
600 Sidecar	1:33.265	N/A	N/A	N/A	NONE	39.535	N/A
Ducati Cup	1:31.548	23.559	150.4	29.293	NONE	38.547	142.4
Junior Supersport	To Be Est	N/A	N/A	N/A	NONE	N/A	N/A

All results available at www.tsl-timing.com



POS	NO	CL	PIC NAME	NAT	ENTRY	TIME	ON	LAPS	GAP	DIFF	MPH
1	64*		1 Asher DURHAM	GBR	Mahindra - Microlise Cresswell Racing	1:44.762	4	12			74.91
2	11		2 Dan JONES	GBR	KTM - City Lifting/RS Racing	1:44.996	7	7	0.234	0.234	74.74
3	14		3 Jack NIXON	GBR	KTM - Santander Salt	1:45.903	11	11	1.141	0.907	74.10
4	45		4 Scott SWANN	GBR	IFS KTM - IFS Team Swann Racing	1:45.942	9	11	1.180	0.039	74.07
5	96		5 Brandon PAASCH	USA	KTM - FPW Racing	1:46.229	12	12	1.467	0.287	73.87
6	21		6 Jerry van de BUNT	NLD	Honda - Raha61/LJ-Racing	1:47.405	10	11	2.643	1.176	73.06
7	17	S	1 Franco BOURNE	GBR	Honda - Franco Bourne / SP125	1:47.484	4	12	2.722	0.079	73.01
8	1		7 Victor RODRIGUEZ	ESP	DR Moto - GA Competition	1:47.503	10	11	2.741	0.019	73.00
9	99		8 Jamie DAVIS	GBR	KTM - FPW Racing	1:48.318	11	12	3.556	0.815	72.45
10	7		9 Edmund BEST	GBR	KTM - SymCirrus Motorsport	1:48.439	5	8	3.677	0.121	72.37
11	70		10 Joshua WHATLEY	GBR	KTM - KRP	1:48.484	4	6	3.722	0.045	72.34
12	71	S	2 Charlie FARRER	GBR	Honda - Banks Racing/MotoEngineering	1:49.195	10	11	4.433	0.711	71.87
13	47		11 Jake ARCHER	GBR	KTM - City Lifting/RS Racing	1:49.580	8	8	4.818	0.385	71.61
14	72	S	3 Cameron HORSMAN	GBR	Honda - Nova Racing/SP 125	1:49.595	10	10	4.833	0.015	71.60
15	19	S	4 Scott OGDEN	GBR	Honda - Premium Motorhomes Scott Ogden Racing	1:49.868	12	12	5.106	0.273	71.43
16	35	S	5 Jeremy KNIGHT	GBR	Honda - Jeremy Knight Racing / SP125	1:50.633	9	11	5.871	0.765	70.93
17	16	S	6 Harvey CLARIDGE	GBR	Honda - Nova Racing/SP 125	1:50.984	9	11	6.222	0.351	70.71
18	57	S	7 Josh HIATT	GBR	Honda - Sorrymate.com	1:53.250	8	11	8.488	2.266	69.29
19	37	S	8 Corey TINKER	GBR	Honda - Microlise Cresswell Racing	1:53.773	6	7	9.011	0.523	68.98
20	18	S	9 Jodie FIELDHOUSE	GBR	Honda - Go Pink Racing	1:55.468	7	10	10.706	1.695	67.96

CLASS "" - QUALIFYING LAPTIME (110.0% of 1:44.762) = 1:55.238

CLASS "S" - QUALIFYING LAPTIME (110.0% of 1:47.484) = 1:58.232

21	48		12 Sharni PINFOLD	AUS	KTM - City Lifting/RS Racing	1:56.654	8	8	11.892	1.186	67.27
22	54		13 Sam BURMAN	GBR	KTM - TeamWNT Burman Racing	2:00.195	7	7	15.433	3.541	65.29
23	3	S	10 Louis RENDELL	GBR	Honda - Microlise Cresswell Racing	2:01.790	10	11	17.028	1.595	64.43

#64 - No Working Transponder

Weather / Track : Drizzle / Damp

These results are provisional until the conclusion of any judicial and technical matters.

Cadwell Park

Circuit Length = 2.1800 miles

Start: 11:15 Flag 11:41 End: 11:43

Race Director :	Stewards :	Timekeeper :
-----------------	------------	--------------

Results can be found at www.britishsuperbike.com

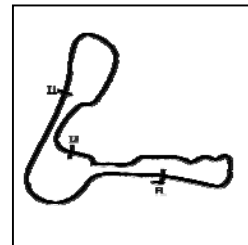
Printed - 11:44 Friday, 16 August 2019

MCRCB BULLETIN TK020

2019 Bennetts British Superbike Championship - Monster Round 8

2019 HEL Performance British Motostar Championship

FREE PRACTICE 1 - SECTOR ANALYSIS



SECTOR 1 = FL to I1, SECTOR 2 = I1 to I2, SECTOR 3 = I2 to FL, DIFF = Difference To Personal Best Lap, P = Crossed Finish Line in Pit Lane, D = Time Disallowed

P1 64		Asher DURHAM		Mahindra - Microlise Cresswell Racing				
IDEAL LAP TIME :		BEST LAP TIME : 1:44.762		DIFFERENCE :				
LAP	SECTOR 1		SECTOR 2	SECTOR 3	LAP TIME	MPH	DIFF	TIME OF DAY
1 -					4:14.334	30.85	2:29.572	11:22:16.801
2 -					1:51.841	70.17	7.079	11:24:08.642
3 -					1:47.985	72.67	3.223	11:25:56.627
4 -					1:44.762 (1)	74.91		11:27:41.389
5 -					1:52.094	70.01	7.332	11:29:33.483
6 -					1:50.249	71.18	5.487	11:31:23.732
7 -					1:48.084	72.61	3.322	11:33:11.816
8 -					1:48.663	72.22	3.901	11:35:00.479
9 -					1:50.944	70.73	6.182	11:36:51.423
10 -					1:46.090 (2)	73.97	1.328	11:38:37.513
11 -					1:49.441	71.71	4.679	11:40:26.954
12 -					1:47.591 (3)	72.94	2.829	11:42:14.545

P2 11		Dan JONES		KTM - City Lifting/RS Racing					
IDEAL LAP TIME : 1:44.996		BEST LAP TIME : 1:44.996		DIFFERENCE : 0.000					
LAP	SECTOR 1		SECTOR 2	SECTOR 3	LAP TIME	MPH	DIFF	TIME OF DAY	
1 -	29.698	115.3	37.039	47.332	108.2	1:54.069	68.80	9.073	11:28:07.050
2 -	27.858	123.8	34.828	45.615	110.9	1:48.301	72.46	3.305	11:29:55.351
3 -	27.385	125.2	34.079	46.087	110.9	1:47.551	72.97	2.555	11:31:42.902
4 -	27.571	125.2	34.053	44.598	112.5	1:46.222 (2)	73.88	1.226	11:33:29.124
5 -	28.194	116.7	34.794	4:21.363	108.5	5:24.351	24.19	3:39.355	11:38:53.475
6 -	27.831	123.8	34.321	44.887	111.1	1:47.039 (3)	73.31	2.043	11:40:40.514
7 -	26.987	126.6	33.627	44.382	112.0	1:44.996 (1)	74.74		11:42:25.510

P3 14		Jack NIXON		KTM - Santander Salt					
IDEAL LAP TIME : 1:45.657		BEST LAP TIME : 1:45.903		DIFFERENCE : 0.246					
LAP	SECTOR 1		SECTOR 2	SECTOR 3	LAP TIME	MPH	DIFF	TIME OF DAY	
1 -	31.714	119.1	39.131	4:10.468	107.7	5:21.313	24.42	3:35.410	11:22:21.979
2 -	29.966	121.1	36.575	47.670	109.1	1:54.211	68.71	8.308	11:24:16.190
3 -	28.589	121.3	35.467	46.700	110.0	1:50.756	70.85	4.853	11:26:06.946
4 -	28.025	122.9	34.353	46.689	110.0	1:49.067	71.95	3.164	11:27:56.013
5 -	27.933	122.9	34.273	46.298	109.6	1:48.504	72.32	2.601	11:29:44.517
6 -	27.447	123.3	34.511	45.512	110.5	1:47.470 (3)	73.02	1.567	11:31:31.987
7 -	27.301	122.9	34.337	45.035	110.9	1:46.673 (2)	73.57	0.770	11:33:18.660
8 -	28.497	119.1	35.592	2:53.818	109.6	3:57.907	32.98	2:12.004	11:37:16.567
9 -	28.296	122.6	35.574	46.527	110.7	1:50.397	71.08	4.494	11:39:06.964
10 -	27.920	122.0	34.730	45.680	110.7	1:48.330	72.44	2.427	11:40:55.294
11 -	27.547	122.6	33.799	44.557	110.9	1:45.903 (1)	74.10		11:42:41.197

P4 45		Scott SWANN		IFS KTM - IFS Team Swann Racing					
IDEAL LAP TIME : 1:45.572		BEST LAP TIME : 1:45.942		DIFFERENCE : 0.370					
LAP	SECTOR 1		SECTOR 2	SECTOR 3	LAP TIME	MPH	DIFF	TIME OF DAY	
1 -	30.622	115.1	37.656	48.923	107.0	1:57.201	66.96	11.259	11:24:48.418
2 -	29.176	120.6	36.696	47.143	107.8	1:53.015	69.44	7.073	11:26:41.433
3 -	28.788	121.5	36.592	46.449	108.0	1:51.829	70.17	5.887	11:28:33.262
4 -	28.224	120.9	36.066	46.938	108.9	1:51.228	70.55	5.286	11:30:24.490
5 -	28.460	120.9	35.606	46.358	108.9	1:50.424	71.07	4.482	11:32:14.914
6 -	28.482	122.9	35.347	45.898	109.2	1:49.727	71.52	3.785	11:34:04.641
7 -	28.423	121.5	35.410	45.259	109.1	1:49.092	71.93	3.150	11:35:53.733
8 -	28.004	121.7	34.456	44.378	110.7	1:46.838 (3)	73.45	0.896	11:37:40.571
9 -	27.624	123.8	33.952	44.366	110.7	1:45.942 (1)	74.07		11:39:26.513
10 -	27.433	122.4	34.931	44.187	109.4	1:46.551 (2)	73.65	0.609	11:41:13.064
11 -	30.552	108.2	37.211	48.707	100.7	1:56.470	67.38	10.528	11:43:09.534

Weather / Track : Drizzle / Damp

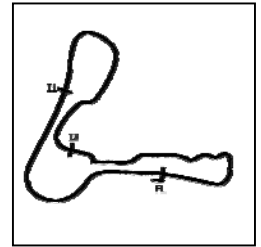
Cadwell Park
Circuit Length = 2.1800 miles
Start: 11:15 Flag 11:41 End: 11:43

MCRCB BULLETIN TK020

2019 Bennetts British Superbike Championship - Monster Round 8

2019 HEL Performance British Motostar Championship

FREE PRACTICE 1 - SECTOR ANALYSIS



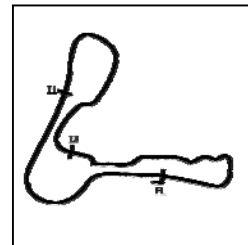
SECTOR 1 = FL to I1, SECTOR 2 = I1 to I2, SECTOR 3 = I2 to FL, DIFF = Difference To Personal Best Lap, P = Crossed Finish Line in Pit Lane, D = Time Disallowed

P5 96		Brandon PAASCH			KTM - FPW Racing				
IDEAL LAP TIME : 1:45.619		BEST LAP TIME : 1:46.229			DIFFERENCE : 0.610				
LAP	SECTOR 1	SECTOR 2	SECTOR 3	LAP TIME	MPH	DIFF	TIME OF DAY		
1 -	OUTLAP	94.9	46.678	3:02.340	106.1	4:28.171	29.26	2:41.942	11:21:58.646
2 -	30.799	118.5	38.706	48.804	108.7	1:58.309	66.33	12.080	11:23:56.955
3 -	29.172	121.3	36.881	47.232	108.2	1:53.285	69.27	7.056	11:25:50.240
4 -	28.969	120.9	35.833	45.950	109.8	1:50.752	70.86	4.523	11:27:40.992
5 -	28.303	122.9	34.987	46.059	107.7	1:49.349	71.77	3.120	11:29:30.341
6 -	28.429	122.6	35.219	48.628	100.6	1:52.276	69.89	6.047	11:31:22.617
7 -	30.327	113.1	35.278	46.073	110.3	1:51.678	70.27	5.449	11:33:14.295
8 -	28.139	122.6	34.171	44.980	110.7	1:47.290	73.14	1.061	11:35:01.585
9 -	27.773	123.8	34.101	44.580	110.7	1:46.454 (3)	73.72	0.225	11:36:48.039
10 -	27.854	123.8	33.691	44.957	110.1	1:46.502	73.68	0.273	11:38:34.541
11 -	27.575	122.9	33.755	44.992	110.3	1:46.322 (2)	73.81	0.093	11:40:20.863
12 -	27.557	123.1	34.301	44.371	110.1	1:46.229 (1)	73.87		11:42:07.092

P6 21		Jerry van de BUNT			Honda - Raha61/LJ-Racing				
IDEAL LAP TIME : 1:47.279		BEST LAP TIME : 1:47.405			DIFFERENCE : 0.126				
LAP	SECTOR 1	SECTOR 2	SECTOR 3	LAP TIME	MPH	DIFF	TIME OF DAY		
1 -	OUTLAP	82.6	50.879	5:16.168	102.1	6:48.718	19.20	5:01.313	11:24:17.019
2 -	31.021	120.2	38.900	49.091	107.7	1:59.012	65.94	11.607	11:26:16.031
3 -	28.234	123.5	35.788	47.144	112.4	1:51.166	70.59	3.761	11:28:07.197
4 -	28.161	123.3	34.920	45.356	111.6	1:48.437	72.37	1.032	11:29:55.634
5 -	27.868	122.6	35.493	46.620	111.4	1:49.981	71.35	2.576	11:31:45.615
6 -	27.916	124.2	35.730	47.128	110.5	1:50.774	70.84	3.369	11:33:36.389
7 -	32.280	104.5	36.394	46.848	111.1	1:55.522	67.93	8.117	11:35:31.911
8 -	28.600	123.1	34.979	45.454	111.4	1:49.033	71.97	1.628	11:37:20.944
9 -	27.787	122.6	34.532	45.254	111.8	1:47.573 (2)	72.95	0.168	11:39:08.517
10 -	27.636	123.8	34.389	45.380	111.2	1:47.405 (1)	73.06		11:40:55.922
11 -	27.832	123.5	34.585	45.340	110.5	1:47.757 (3)	72.83	0.352	11:42:43.679

P7 17 S		Franco BOURNE			Honda - Franco Bourne / SP125				
IDEAL LAP TIME : 1:47.136		BEST LAP TIME : 1:47.484			DIFFERENCE : 0.348				
LAP	SECTOR 1	SECTOR 2	SECTOR 3	LAP TIME	MPH	DIFF	TIME OF DAY		
1 -	33.186	97.6	40.505	3:11.134	101.6	4:24.825	29.63	2:37.341	11:22:01.776
2 -	31.271	113.1	37.268	48.406	102.2	1:56.945	67.10	9.461	11:23:58.721
3 -	29.742	113.1	35.636	46.761	103.2	1:52.139	69.98	4.655	11:25:50.860
4 -	28.808	114.9	34.169	44.507	103.5	1:47.484 (1)	73.01		11:27:38.344
5 -	29.204	112.9	34.899	46.216	102.1	1:50.319	71.13	2.835	11:29:28.663
6 -	29.229	113.3	34.947	47.440	102.7	1:51.616	70.31	4.132	11:31:20.279
7 -	29.594	112.7	34.910	45.839	101.5	1:50.343	71.12	2.859	11:33:10.622
8 -	29.722	111.4	35.231	45.376	103.8	1:50.329	71.13	2.845	11:35:00.951
9 -	28.726	113.9	34.478	44.515	104.3	1:47.719 (2)	72.85	0.235	11:36:48.670
10 -	28.548	115.7	34.081	45.107	104.0	1:47.736 (3)	72.84	0.252	11:38:36.406
11 -	29.300	114.3	44.284	1:10.384	101.3	2:23.968	54.51	36.484	11:41:00.374
12 -	29.329	113.5	35.325	46.362	97.9	1:51.016	70.69	3.532	11:42:51.390

FREE PRACTICE 1 - SECTOR ANALYSIS



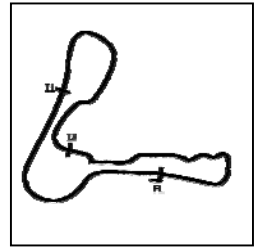
SECTOR 1 = FL to I1, SECTOR 2 = I1 to I2, SECTOR 3 = I2 to FL, DIFF = Difference To Personal Best Lap, P = Crossed Finish Line in Pit Lane, D = Time Disallowed

P8		1		Victor RODRIGUEZ		DR Moto - GA Competition				
IDEAL LAP TIME : 1:47.409		BEST LAP TIME : 1:47.503		DIFFERENCE : 0.094						
LAP	SECTOR 1		SECTOR 2		SECTOR 3		LAP TIME	MPH	DIFF	TIME OF DAY
1 -	33.268	107.3	43.181		5:28.110	108.2	6:44.559	19.39	4:57.056	11:22:26.414
2 -	30.008	122.0	37.990		48.571	110.7	1:56.569	67.32	9.066	11:24:22.983
3 -	28.438	123.1	36.277		47.834	110.5	1:52.549	69.73	5.046	11:26:15.532
4 -	28.099	124.9	35.192		46.121	111.2	1:49.412	71.72	1.909	11:28:04.944
5 -	27.753	122.9	34.804		46.113	109.8	1:48.670	72.21	1.167	11:29:53.614
6 -	29.789	124.5	35.498		2:24.901	111.1	3:30.188	37.33	1:42.685	11:33:23.802
7 -	28.214	123.3	35.266		46.129	111.2	1:49.609	71.60	2.106	11:35:13.411
8 -	27.695	124.7	35.170		45.961	111.2	1:48.826	72.11	1.323	11:37:02.237
9 -	27.517	124.5	34.632		45.496	111.6	1:47.645 (2)	72.90	0.142	11:38:49.882
10 -	27.606	124.0	34.457		45.440	110.7	1:47.503 (1)	73.00		11:40:37.385
11 -	28.103	124.0	34.456		45.436	110.5	1:47.995 (3)	72.67	0.492	11:42:25.380

P9		99		Jamie DAVIS		KTM - FPW Racing				
IDEAL LAP TIME : 1:47.428		BEST LAP TIME : 1:48.318		DIFFERENCE : 0.890						
LAP	SECTOR 1		SECTOR 2		SECTOR 3		LAP TIME	MPH	DIFF	TIME OF DAY
1 -	OUTLAP	108.2	45.075		2:17.119	106.1	5:59.247	21.84	4:10.929	11:21:59.122
2 -	31.117	119.6	38.850		51.383	107.8	2:01.350	64.67	13.032	11:24:00.472
3 -	30.199	120.4	38.178		49.459	108.4	1:57.836	66.60	9.518	11:25:58.308
4 -	29.452	120.6	36.411		47.716	108.5	1:53.579	69.09	5.261	11:27:51.887
5 -	29.288	120.9	36.319		47.478	109.4	1:53.085	69.39	4.767	11:29:44.972
6 -	28.592	121.7	35.834		47.936	108.9	1:52.362	69.84	4.044	11:31:37.334
7 -	28.922	121.7	35.572		46.841	109.2	1:51.335	70.49	3.017	11:33:28.669
8 -	28.317	122.9	34.795		46.260	108.9	1:49.372	71.75	1.054	11:35:18.041
9 -	28.295	122.0	34.666		47.972	108.4	1:50.933	70.74	2.615	11:37:08.974
10 -	28.107	122.0	34.548		46.435	109.4	1:49.090 (3)	71.94	0.772	11:38:58.064
11 -	28.145	122.2	34.663		45.510	108.5	1:48.318 (1)	72.45		11:40:46.382
12 -	27.887	122.6	34.031		47.056	107.3	1:48.974 (2)	72.01	0.656	11:42:35.356

P10		7		Edmund BEST		KTM - SymCirus Motorsport				
IDEAL LAP TIME : 1:47.941		BEST LAP TIME : 1:48.439		DIFFERENCE : 0.498						
LAP	SECTOR 1		SECTOR 2		SECTOR 3		LAP TIME	MPH	DIFF	TIME OF DAY
1 -	35.731	100.0	40.777		2:38.216	106.1	6:05.903	21.44	4:17.464	11:22:46.605
2 -	29.737	118.5	35.743		46.861	107.7	1:52.341	69.85	3.902	11:24:38.946
3 -	29.306	119.1	34.997		45.915	107.0	1:50.218	71.20	1.779	11:26:29.164
4 -	28.833	119.6	34.727		46.767	108.4	1:50.327	71.13	1.888	11:28:19.491
5 -	28.281	119.8	34.749		45.409	107.5	1:48.439 (1)	72.37		11:30:07.930
6 -	28.412	119.8	34.794		45.392	108.0	1:48.598 (2)	72.26	0.159	11:31:56.528
7 -	28.989	119.1	35.101		1:57.083	106.8	3:01.173	43.31	1:12.734	11:34:57.701
8 -	28.737	119.6	34.870		45.653	107.8	1:49.260 (3)	71.82	0.821	11:36:46.961

P11		70		Joshua WHATLEY		KTM - KRP				
IDEAL LAP TIME : 1:48.287		BEST LAP TIME : 1:48.484		DIFFERENCE : 0.197						
LAP	SECTOR 1		SECTOR 2		SECTOR 3		LAP TIME	MPH	DIFF	TIME OF DAY
1 -	30.328	120.6	37.948		48.868	110.0	1:57.144	66.99	8.660	11:32:14.311
2 -	28.895	122.6	35.827		46.548	111.6	1:51.270	70.53	2.786	11:34:05.581
3 -	27.873	125.2	35.415		46.051	111.1	1:49.339 (2)	71.77	0.855	11:35:54.920
4 -	27.945	124.7	34.705		45.834	111.6	1:48.484 (1)	72.34		11:37:43.404
5 -	27.930	124.5	34.590		47.570	110.3	1:50.090	71.28	1.606	11:39:33.494
6 -	27.863	124.7	34.748		46.993	110.3	1:49.604 (3)	71.60	1.120	11:41:23.098



SECTOR 1 = FL to I1, SECTOR 2 = I1 to I2, SECTOR 3 = I2 to FL, DIFF = Difference To Personal Best Lap, P = Crossed Finish Line in Pit Lane, D = Time Disallowed

P12 71 S		Charlie FARRER		Honda - Banks Racing/MotoEngineering						
IDEAL LAP TIME : 1:49.098		BEST LAP TIME : 1:49.195		DIFFERENCE : 0.097						
LAP	SECTOR 1		SECTOR 2		SECTOR 3		LAP TIME	MPH	DIFF	TIME OF DAY
1 -	43.439	68.6	45.528	3:01.316	102.9	4:30.283	29.03	2:41.088	11:22:27.325	
2 -	32.966	114.1	39.147	49.419	104.6	2:01.532	64.57	12.337	11:24:28.857	
3 -	30.507	115.7	37.240	48.537	103.7	1:56.284	67.49	7.089	11:26:25.141	
4 -	29.862	115.7	36.567	47.962	104.3	1:54.391	68.60	5.196	11:28:19.532	
5 -	28.926	117.5	35.716	47.514	104.6	1:52.156	69.97	2.961	11:30:11.688	
6 -	29.572	115.9	36.080	47.306	104.6	1:52.958	69.47	3.763	11:32:04.646	
7 -	29.515	116.1	35.562	47.109	104.8	1:52.186	69.95	2.991	11:33:56.832	
8 -	29.557	115.3	35.598	46.674	104.6	1:51.829	70.17	2.634	11:35:48.661	
9 -	28.947	115.9	35.131	46.749	105.1	1:50.827 (3)	70.81	1.632	11:37:39.488	
10 -	28.696	116.9	34.749	45.750	106.1	1:49.195 (1)	71.87		11:39:28.683	
11 -	28.817	116.3	34.652	45.955	104.2	1:49.424 (2)	71.72	0.229	11:41:18.107	

P13 47		Jake ARCHER		KTM - City Lifting/RS Racing						
IDEAL LAP TIME : 1:49.580		BEST LAP TIME : 1:49.580		DIFFERENCE : 0.000						
LAP	SECTOR 1		SECTOR 2		SECTOR 3		LAP TIME	MPH	DIFF	TIME OF DAY
1 -	32.713	113.5	40.269	51.939	107.2	2:04.921	62.82	15.341	11:28:30.675	
2 -	29.888	118.5	38.427	50.073	108.2	1:58.388	66.29	8.808	11:30:29.063	
3 -	29.344	118.1	37.456	49.321	108.5	1:56.121	67.58	6.541	11:32:25.184	
4 -	29.234	118.3	38.140	48.744	108.4	1:56.118	67.58	6.538	11:34:21.302	
5 -	28.936	119.4	36.691	47.954	108.0	1:53.581	69.09	4.001	11:36:14.883	
6 -	28.749	119.8	35.975	47.232	108.7	1:51.956 (3)	70.09	2.376	11:38:06.839	
7 -	28.306	120.4	35.547	46.741	108.2	1:50.594 (2)	70.96	1.014	11:39:57.433	
8 -	28.098	120.6	35.164	46.318	108.0	1:49.580 (1)	71.61		11:41:47.013	

P14 72 S		Cameron HORSMAN		Honda - Nova Racing/SP 125						
IDEAL LAP TIME : 1:49.595		BEST LAP TIME : 1:49.595		DIFFERENCE : 0.000						
LAP	SECTOR 1		SECTOR 2		SECTOR 3		LAP TIME	MPH	DIFF	TIME OF DAY
1 -	31.639	112.2	38.243	49.160	102.1	1:59.042	65.92	9.447	11:24:52.187	
2 -	30.649	112.9	37.174	47.967	102.6	1:55.790	67.77	6.195	11:26:47.977	
3 -	30.651	113.7	36.741	47.683	103.2	1:55.075	68.19	5.480	11:28:43.052	
4 -	30.028	113.3	36.709	47.566	103.2	1:54.303	68.66	4.708	11:30:37.355	
5 -	30.103	114.1	36.422	47.226	103.7	1:53.751	68.99	4.156	11:32:31.106	
6 -	29.901	113.7	35.803	46.992	104.6	1:52.696	69.63	3.101	11:34:23.802	
7 -	29.987	114.9	35.803	46.240	104.2	1:52.030	70.05	2.435	11:36:15.832	
8 -	29.467	114.7	35.269	46.502	105.3	1:51.238 (3)	70.55	1.643	11:38:07.070	
9 -	29.122	114.7	35.257	46.255	104.8	1:50.634 (2)	70.93	1.039	11:39:57.704	
10 -	28.903	115.1	34.778	45.914	105.0	1:49.595 (1)	71.60		11:41:47.299	

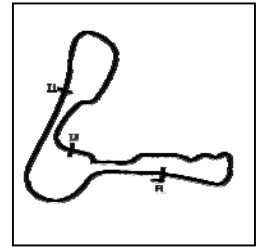
P15 19 S		Scott OGDEN		Honda - Premium Motorhomes Scott Ogden Racing						
IDEAL LAP TIME : 1:49.455		BEST LAP TIME : 1:49.868		DIFFERENCE : 0.413						
LAP	SECTOR 1		SECTOR 2		SECTOR 3		LAP TIME	MPH	DIFF	TIME OF DAY
1 -	34.907	101.8	41.272	4:22.284	98.5	5:38.463	23.18	3:48.595	11:22:20.284	
2 -	32.140	111.6	38.417	49.646	100.3	2:00.203	65.29	10.335	11:24:20.487	
3 -	30.979	111.2	37.221	47.968	101.8	1:56.168	67.55	6.300	11:26:16.655	
4 -	31.406	111.2	36.658	46.910	100.6	1:54.974	68.25	5.106	11:28:11.629	
5 -	29.964	111.6	35.965	46.641	100.3	1:52.570	69.71	2.702	11:30:04.199	
6 -	29.823	111.6	35.777	46.580	101.0	1:52.180	69.95	2.312	11:31:56.379	
7 -	29.731	113.9	35.753	47.482	102.2	1:52.966	69.47	3.098	11:33:49.345	
8 -	29.741	114.9	35.466	46.368	100.1	1:51.575	70.33	1.707	11:35:40.920	
9 -	29.701	111.6	34.796	45.433	102.1	1:49.930 (2)	71.39	0.062	11:37:30.850	
10 -	29.428	112.0	34.961	46.137	101.9	1:50.526	71.00	0.658	11:39:21.376	
11 -	29.631	111.4	34.776	45.759	100.6	1:50.166 (3)	71.23	0.298	11:41:11.542	
12 -	29.292	112.0	34.730	45.846	100.9	1:49.868 (1)	71.43		11:43:01.410	

MCRCB BULLETIN TK020

2019 Bennetts British Superbike Championship - Monster Round 8

2019 HEL Performance British Motostar Championship

FREE PRACTICE 1 - SECTOR ANALYSIS



SECTOR 1 = FL to I1, SECTOR 2 = I1 to I2, SECTOR 3 = I2 to FL, DIFF = Difference To Personal Best Lap, P = Crossed Finish Line in Pit Lane, D = Time Disallowed

P16 35 S		Jeremy KNIGHT		Honda - Jeremy Knight Racing / SP125						
IDEAL LAP TIME : 1:50.270		BEST LAP TIME : 1:50.633		DIFFERENCE : 0.363						
LAP	SECTOR 1		SECTOR 2		SECTOR 3		LAP TIME	MPH	DIFF	TIME OF DAY
1 -	32.355	109.1	39.881	52.076	98.8	2:04.312	63.13	13.679	11:24:05.546	
2 -	30.437	110.1	37.847	48.877	99.8	1:57.161	66.98	6.528	11:26:02.707	
3 -	29.890	110.5	36.075	47.779	101.2	1:53.744	68.99	3.111	11:27:56.451	
4 -	29.674	112.9	36.155	47.817	100.0	1:53.646	69.05	3.013	11:29:50.097	
5 -	29.734	111.2	36.258	47.779	100.4	1:53.771	68.98	3.138	11:31:43.868	
6 -	29.108	112.9	35.664	46.786	100.1	1:51.558	70.34	0.925	11:33:35.426	
7 -	29.650	111.2	36.519	48.893	100.4	1:55.062	68.20	4.429	11:35:30.488	
8 -	30.446	112.0	35.868	46.977	99.8	1:53.291	69.27	2.658	11:37:23.779	
9 -	29.471	110.9	35.010	46.152	100.9	1:50.633 (1)	70.93		11:39:14.412	
10 -	29.595	111.1	35.085	46.195	98.9	1:50.875 (2)	70.78	0.242	11:41:05.287	
11 -	29.405	109.8	35.227	46.288	99.7	1:50.920 (3)	70.75	0.287	11:42:56.207	

P17 16 S		Harvey CLARIDGE		Honda - Nova Racing/SP 125						
IDEAL LAP TIME : 1:50.820		BEST LAP TIME : 1:50.984		DIFFERENCE : 0.164						
LAP	SECTOR 1		SECTOR 2		SECTOR 3		LAP TIME	MPH	DIFF	TIME OF DAY
1 -	32.663	110.1	39.710	51.690	100.4	2:04.063	63.25	13.079	11:24:04.844	
2 -	30.460	111.8	37.654	48.771	100.7	1:56.885	67.14	5.901	11:26:01.729	
3 -	29.864	113.3	36.389	48.237	101.6	1:54.490	68.54	3.506	11:27:56.219	
4 -	29.732	113.5	35.939	47.888	102.1	1:53.559	69.11	2.575	11:29:49.778	
5 -	29.768	112.9	36.271	47.619	103.4	1:53.658	69.04	2.674	11:31:43.436	
6 -	29.366	113.9	36.056	46.779	105.0	1:52.201 (3)	69.94	1.217	11:33:35.637	
7 -	29.451	116.1	36.831	48.635	105.1	1:54.917	68.29	3.933	11:35:30.554	
8 -	30.061	112.7	35.816	46.370	103.5	1:52.247	69.91	1.263	11:37:22.801	
9 -	29.305	113.9	35.287	46.392	103.7	1:50.984 (1)	70.71		11:39:13.785	
10 -	29.733	112.5	35.255	48.865	100.6	1:53.853	68.93	2.869	11:41:07.638	
11 -	29.291	113.9	35.159	46.604	102.7	1:51.054 (2)	70.66	0.070	11:42:58.692	

P18 57 S		Josh HIATT		Honda - Sorrymate.com						
IDEAL LAP TIME : 1:52.820		BEST LAP TIME : 1:53.250		DIFFERENCE : 0.430						
LAP	SECTOR 1		SECTOR 2		SECTOR 3		LAP TIME	MPH	DIFF	TIME OF DAY
1 -	39.237	88.5	42.878	2:11.234	100.9	5:42.540	22.91	3:49.290	11:22:05.695	
2 -	32.490	111.2	39.143	52.037	100.6	2:03.670	63.45	10.420	11:24:09.365	
3 -	30.854	111.4	37.878	49.641	100.0	1:58.373	66.29	5.123	11:26:07.738	
4 -	30.831	111.2	37.275	49.158	100.0	1:57.264	66.92	4.014	11:28:05.002	
5 -	30.344	111.8	36.575	48.332	101.2	1:55.251	68.09	2.001	11:30:00.253	
6 -	30.337	111.4	36.599	48.289	100.0	1:55.225	68.11	1.975	11:31:55.478	
7 -	30.369	112.2	35.791	47.365	101.3	1:53.525 (3)	69.13	0.275	11:33:49.003	
8 -	30.044	111.6	36.032	47.174	101.5	1:53.250 (1)	69.29		11:35:42.253	
9 -	29.938	111.8	36.191	48.105	101.2	1:54.234	68.70	0.984	11:37:36.487	
10 -	29.891	111.6	36.050	47.393	103.0	1:53.334 (2)	69.24	0.084	11:39:29.821	
11 -	29.855	112.0	35.933	48.204	101.6	1:53.992	68.84	0.742	11:41:23.813	

P19 37 S		Corey TINKER		Honda - Microlise Cresswell Racing						
IDEAL LAP TIME : 1:53.048		BEST LAP TIME : 1:53.773		DIFFERENCE : 0.725						
LAP	SECTOR 1		SECTOR 2		SECTOR 3		LAP TIME	MPH	DIFF	TIME OF DAY
1 -	34.715	111.2	42.248	8:56.724	100.0	10:13.687	12.78	8:19.914	11:26:16.421	
2 -	32.942	112.5	41.405	51.577	102.2	2:05.924	62.32	12.151	11:28:22.345	
3 -	31.652	112.9	39.565	2:48.573	101.3	3:59.790	32.72	2:06.017	11:32:22.135	
4 -	31.779	112.2	39.148	49.922	103.2	2:00.849	64.94	7.076	11:34:22.984	
5 -	30.502	113.3	37.578	47.712	102.9	1:55.792 (3)	67.77	2.019	11:36:18.776	
6 -	29.882	113.7	36.731	47.160	103.2	1:53.773 (1)	68.98		11:38:12.549	
7 -	30.396	113.3	37.127	47.155	102.4	1:54.678 (2)	68.43	0.905	11:40:07.227	

Weather / Track : Drizzle / Damp

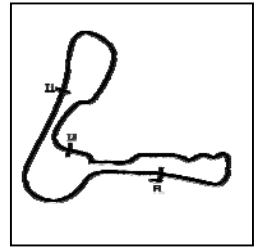
Cadwell Park
Circuit Length = 2.1800 miles
Start: 11:15 Flag 11:41 End: 11:43

MCRCB BULLETIN TK020

2019 Bennetts British Superbike Championship - Monster Round 8

2019 HEL Performance British Motostar Championship

FREE PRACTICE 1 - SECTOR ANALYSIS



SECTOR 1 = FL to I1, SECTOR 2 = I1 to I2, SECTOR 3 = I2 to FL, DIFF = Difference To Personal Best Lap, P = Crossed Finish Line in Pit Lane, D = Time Disallowed

P20 18 S		Jodie FIELDHOUSE		Honda - Go Pink Racing						
IDEAL LAP TIME : 1:55.315		BEST LAP TIME : 1:55.468		DIFFERENCE : 0.153						
LAP	SECTOR 1		SECTOR 2		SECTOR 3		LAP TIME	MPH	DIFF	TIME OF DAY
1 -	40.047	86.4	47.406	4:03.056	91.1	5:30.509	23.74	3:35.041	11:22:17.619	
2 -	33.199	110.0	38.865	IN PIT		3:12.483	P 40.77	1:17.015	11:25:30.102	
3 -	OUTLAP		110.9	39.180	50.806	100.3	2:07.782	61.41	12.314	11:27:37.884
4 -	31.426	110.5	38.075	50.373	99.4	1:59.874	65.46	4.406	11:29:37.758	
5 -	30.802	111.6	38.295	50.164	100.7	1:59.261	65.80	3.793	11:31:37.019	
6 -	30.759	112.0	37.640	49.320	101.5	1:57.719	66.66	2.251	11:33:34.738	
7 -	30.062	112.0	36.596	48.810	101.0	1:55.468 (1)	67.96		11:35:30.206	
8 -	30.570	112.5	37.189	48.871	102.1	1:56.630	67.29	1.162	11:37:26.836	
9 -	30.248	112.0	36.759	48.772	102.7	1:55.779	(3) 67.78	0.311	11:39:22.615	
10 -	29.947	111.8	36.799	48.854	101.6	1:55.600	(2) 67.88	0.132	11:41:18.215	

P21 48		Sharni PINFOLD		KTM - City Lifting/RS Racing						
IDEAL LAP TIME : 1:56.485		BEST LAP TIME : 1:56.654		DIFFERENCE : 0.169						
LAP	SECTOR 1		SECTOR 2		SECTOR 3		LAP TIME	MPH	DIFF	TIME OF DAY
1 -	32.715	88.3	41.228	3:32.664	102.2	4:46.607	27.38	2:49.953	11:28:25.050	
2 -	30.709	110.9	38.243	51.037	103.8	1:59.989	65.40	3.335	11:30:25.039	
3 -	30.403	111.4	38.638	49.983	103.7	1:59.024	65.93	2.370	11:32:24.063	
4 -	30.530	109.2	39.032	49.796	105.1	1:59.358	65.75	2.704	11:34:23.421	
5 -	30.356	113.1	37.985	48.746	104.6	1:57.087	(2) 67.02	0.433	11:36:20.508	
6 -	30.056	114.9	38.792	48.939	103.8	1:57.787	66.62	1.133	11:38:18.295	
7 -	30.265	114.7	37.984	49.177	103.0	1:57.426	(3) 66.83	0.772	11:40:15.721	
8 -	30.225	114.5	37.942	48.487	103.2	1:56.654 (1)	67.27		11:42:12.375	

P22 54		Sam BURMAN		KTM - TeamWNT Burman Racing						
IDEAL LAP TIME : 1:59.952		BEST LAP TIME : 2:00.195		DIFFERENCE : 0.243						
LAP	SECTOR 1		SECTOR 2		SECTOR 3		LAP TIME	MPH	DIFF	TIME OF DAY
1 -	32.615	116.1	41.514	52.222	108.0	2:06.351	62.11	6.156	11:27:18.319	
2 -	30.503	119.4	39.313	51.319	106.6	2:01.135	(3) 64.78	0.940	11:29:19.454	
3 -	30.973	116.7	39.419	52.020	108.4	2:02.412	64.11	2.217	11:31:21.866	
4 -	31.562	106.1	41.375	3:55.234	105.3	5:08.171	25.46	3:07.976	11:36:30.037	
5 -	32.881	116.3	40.587	52.658	108.4	2:06.126	62.22	5.931	11:38:36.163	
6 -	30.416	117.7	38.978	51.039	106.3	2:00.433	(2) 65.16	0.238	11:40:36.596	
7 -	30.366	120.0	38.547	51.282	107.2	2:00.195 (1)	65.29		11:42:36.791	

P23 3 S		Louis RENDELL		Honda - Microlise Cresswell Racing						
IDEAL LAP TIME : 2:01.519		BEST LAP TIME : 2:01.790		DIFFERENCE : 0.271						
LAP	SECTOR 1		SECTOR 2		SECTOR 3		LAP TIME	MPH	DIFF	TIME OF DAY
1 -	40.219	87.1	43.875	2:29.777	93.4	6:18.886	20.71	4:17.096	11:22:25.659	
2 -	35.241	104.0	42.168	54.192	94.6	2:11.601	59.63	9.811	11:24:37.260	
3 -	34.763	103.7	41.198	52.502	95.7	2:08.463	61.09	6.673	11:26:45.723	
4 -	33.851	108.9	40.160	51.743	97.1	2:05.754	62.40	3.964	11:28:51.477	
5 -	33.074	105.8	40.596	51.863	98.9	2:05.533	62.51	3.743	11:30:57.010	
6 -	33.529	107.5	40.506	51.480	96.8	2:05.515	62.52	3.725	11:33:02.525	
7 -	33.551	107.3	40.439	50.568	98.8	2:04.558	63.00	2.768	11:35:07.083	
8 -	32.626	106.3	39.391	50.320	98.8	2:02.337	(2) 64.15	0.547	11:37:09.420	
9 -	32.376	106.0	39.597	50.712	98.9	2:02.685	(3) 63.96	0.895	11:39:12.105	
10 -	32.646	109.4	38.823	50.321	96.2	2:01.790 (1)	64.43		11:41:13.895	
11 -	33.201	103.8	41.257	52.311	96.9	2:06.769	61.90	4.979	11:43:20.664	

Weather / Track : Drizzle / Damp

Cadwell Park
Circuit Length = 2.1800 miles
Start: 11:15 Flag 11:41 End: 11:43

MCRCB BULLETIN TK021

2019 Bennetts British Superbike Championship - Monster Round 8

2019 HEL Performance British Motostar Championship

FREE PRACTICE 1 - BEST SECTORS

SECTOR 1			SECTOR 2			SECTOR 3			IDEAL / BEST COMPARISON						
POS	NO	NAME	TIME	NO	NAME	TIME	NO	NAME	TIME	POS	NO	NAME	IDEAL	BEST	DIFF
													PERFECT LAP	1:44.801	
1	11	JONES	26.987	11	JONES	33.627	45	SWANN	44.187	1	11	JONES	1:44.996	1:44.996	0.000
2	14	NIXON	27.301	96	PAASCH	33.691	96	PAASCH	44.371	2	45	SWANN	1:45.572	1:45.942	0.370
3	45	SWANN	27.433	14	NIXON	33.799	11	JONES	44.382	3	96	PAASCH	1:45.619	1:46.229	0.610
4	1	RODRIGUEZ	27.517	45	SWANN	33.952	17	BOURNE	44.507	4	14	NIXON	1:45.657	1:45.903	0.246
5	96	PAASCH	27.557	99	DAVIS	34.031	14	NIXON	44.557	5	17	BOURNE	1:47.136	1:47.484	0.348
6	21	van de BUNT	27.636	17	BOURNE	34.081	21	van de BUNT	45.254	6	21	van de BUNT	1:47.279	1:47.405	0.126
7	70	WHATLEY	27.863	7	BEST	34.268	7	BEST	45.392	7	1	RODRIGUEZ	1:47.409	1:47.503	0.094
8	99	DAVIS	27.887	21	van de BUNT	34.389	19	OGDEN	45.433	8	99	DAVIS	1:47.428	1:48.318	0.890
9	47	ARCHER	28.098	1	RODRIGUEZ	34.456	1	RODRIGUEZ	45.436	9	7	BEST	1:47.941	1:48.439	0.498
10	7	BEST	28.281	70	WHATLEY	34.590	99	DAVIS	45.510	10	70	WHATLEY	1:48.287	1:48.484	0.197
11	17	BOURNE	28.548	71	FARRER	34.652	71	FARRER	45.750	11	71	FARRER	1:49.098	1:49.195	0.097
12	71	FARRER	28.696	19	OGDEN	34.730	70	WHATLEY	45.834	12	19	OGDEN	1:49.455	1:49.868	0.413
13	72	HORSMAN	28.903	72	HORSMAN	34.778	72	HORSMAN	45.914	13	47	ARCHER	1:49.580	1:49.580	0.000
14	35	KNIGHT	29.108	35	KNIGHT	35.010	35	KNIGHT	46.152	14	72	HORSMAN	1:49.595	1:49.595	0.000
15	16	CLARIDGE	29.291	16	CLARIDGE	35.159	47	ARCHER	46.318	15	35	KNIGHT	1:50.270	1:50.633	0.363
16	19	OGDEN	29.292	47	ARCHER	35.164	16	CLARIDGE	46.370	16	16	CLARIDGE	1:50.820	1:50.984	0.164
17	37	TINKER	29.656	57	HIATT	35.791	37	TINKER	47.155	17	57	HIATT	1:52.820	1:53.250	0.430
18	57	HIATT	29.855	37	TINKER	36.237	57	HIATT	47.174	18	37	TINKER	1:53.048	1:53.773	0.725
19	18	FIELDHOUSE	29.947	18	FIELDHOUSE	36.596	48	PINFOLD	48.487	19	18	FIELDHOUSE	1:55.315	1:55.468	0.153
20	48	PINFOLD	30.056	48	PINFOLD	37.942	18	FIELDHOUSE	48.772	20	48	PINFOLD	1:56.485	1:56.654	0.169
21	54	BURMAN	30.366	54	BURMAN	38.547	3	RENDELL	50.320	21	54	BURMAN	1:59.952	2:00.195	0.243
22	3	RENDELL	32.376	3	RENDELL	38.823	54	BURMAN	51.039	22	3	RENDELL	2:01.519	2:01.790	0.271
23										23	64	DURHAM		1:44.762	

Weather / Track : Drizzle / Damp

Results can be found at www.tsl-timing.com

Cadwell Park
 Circuit Length = 2.1800 miles
 Start: 11:15 Flag 11:41 End: 11:43

Printed - 11:46 Friday, 16 August 2019

MCRCB BULLETIN TK022**2019 Bennetts British Superbike Championship - Monster Round 8****2019 HEL Performance British Motostar Championship****FREE PRACTICE 1 - BEST SPEEDS**

POS	INTERMEDIATE 1			INTERMEDIATE 2			FINISH LINE		
	NO	NAME	MPH	NO	NAME	MPH	NO	NAME	MPH
1	11	JONES	126.6				11	JONES	112.5
2	70	WHATLEY	125.2				21	van de BUNT	112.4
3	1	RODRIGUEZ	124.9				1	RODRIGUEZ	111.6
4	21	van de BUNT	124.2				70	WHATLEY	111.6
5	45	SWANN	123.8				14	NIXON	110.9
6	96	PAASCH	123.8				45	SWANN	110.7
7	14	NIXON	123.3				96	PAASCH	110.7
8	99	DAVIS	122.9				99	DAVIS	109.4
9	47	ARCHER	120.6				47	ARCHER	108.7
10	54	BURMAN	120.0				7	BEST	108.4
11	7	BEST	119.8				54	BURMAN	108.4
12	71	FARRER	117.5				71	FARRER	106.1
13	16	CLARIDGE	116.1				72	HORSMAN	105.3
14	17	BOURNE	115.7				16	CLARIDGE	105.1
15	72	HORSMAN	115.1				48	PINFOLD	105.1
16	19	OGDEN	114.9				17	BOURNE	104.3
17	48	PINFOLD	114.9				37	TINKER	103.2
18	37	TINKER	113.7				57	HIATT	103.0
19	35	KNIGHT	112.9				18	FIELDHOUSE	102.7
20	18	FIELDHOUSE	112.5				19	OGDEN	102.2
21	57	HIATT	112.2				35	KNIGHT	101.2
22	3	RENDELL	109.4				3	RENDELL	98.9
23									

Weather / Track : Drizzle / Damp

Results can be found at www.tsl-timing.comCadwell Park
Circuit Length = 2.1800 miles
Start: 11:15 Flag 11:41 End: 11:43

Printed - 11:46 Friday, 16 August 2019

MCRCB BULLETIN TK023

2019 Bennetts British Superbike Championship - Monster Round 8

2019 HEL Performance British Motostar Championship

FREE PRACTICE 1 - STATISTICS

Competitors Started 23
Planned Start 2019-08-16 @ 11:15:00.000
Actual Start 2019-08-16 @ 11:15:00.852
Finish Time 2019-08-16 @ 11:41:13.896
Track Length 2.1800mi.
Total Laps 230
Total Distance Covered 501.4042mi.

Session Fastest Lap History

NO	CL	NAME	LAP TIME	TIME OF DAY	LAP	VEHICLE
17	S	Franco BOURNE	4:24.825	11:22:01.805	1	Honda
64		Asher DURHAM	4:14.334	11:22:16.801	1	Mahindra
96		Brandon PAASCH	1:58.309	11:23:56.981	2	KTM
17	S	Franco BOURNE	1:56.945	11:23:58.749	2	Honda
64		Asher DURHAM	1:51.841	11:24:08.642	2	Mahindra
64		Asher DURHAM	1:47.985	11:25:56.627	3	Mahindra
17	S	Franco BOURNE	1:47.484	11:27:38.371	4	Honda
64		Asher DURHAM	1:44.762	11:27:41.389	4	Mahindra

Flag History

TYPE	TIME OF DAY
GREEN	11:15:00.852
RED	11:18:09.038
GREEN	11:21:11.881
FINISH	11:41:13.896

Flag Statistics

TYPE	COUNT	TOTAL LAPS	TOTAL TIME
Green	2	12	25:29.123
Red	1	0	3:02.843
Safety Car	0	0	0.000
FCY	0	0	0.000

Weather / Track : Drizzle / Damp

These results are provisional until the conclusion of any judicial and technical matters.

Cadwell Park

Circuit Length = 2.1800 miles

Start: 11:15 Flag 11:41 End: 11:43

Race Director :	Stewards :	Timekeeper :
-----------------	------------	--------------

MCRCB BULLETIN TK023

2019 Bennetts British Superbike Championship - Monster Round 8

2019 HEL Performance British Motostar Championship

FREE PRACTICE 1 - STATISTICS

CLASS :

13 Starters

Fastest Lap History

NO	NAME	LAP TIME	TIME OF DAY	LAP	VEHICLE
64	Asher DURHAM	4:14.334	11:22:16.801	1	Mahindra
96	Brandon PAASCH	1:58.309	11:23:56.981	2	KTM
64	Asher DURHAM	1:51.841	11:24:08.642	2	Mahindra
64	Asher DURHAM	1:47.985	11:25:56.627	3	Mahindra
64	Asher DURHAM	1:44.762	11:27:41.389	4	Mahindra

Weather / Track : Drizzle / Damp

These results are provisional until the conclusion of any judicial and technical matters.

Cadwell Park

Circuit Length = 2.1800 miles

Start: 11:15 Flag 11:41 End: 11:43

Race Director :

Stewards :

Timekeeper :

MCRCB BULLETIN TK023

2019 Bennetts British Superbike Championship - Monster Round 8

2019 HEL Performance British Motostar Championship

FREE PRACTICE 1 - STATISTICS

CLASS : S

10 Starters

Fastest Lap History

NO	NAME	LAP TIME	TIME OF DAY	LAP	VEHICLE
17	Franco BOURNE	4:24.825	11:22:01.805	1	Honda
17	Franco BOURNE	1:56.945	11:23:58.749	2	Honda
17	Franco BOURNE	1:52.139	11:25:50.888	3	Honda
17	Franco BOURNE	1:47.484	11:27:38.371	4	Honda

Weather / Track : Drizzle / Damp

These results are provisional until the conclusion of any judicial and technical matters.

Cadwell Park

Circuit Length = 2.1800 miles

Start: 11:15 Flag 11:41 End: 11:43

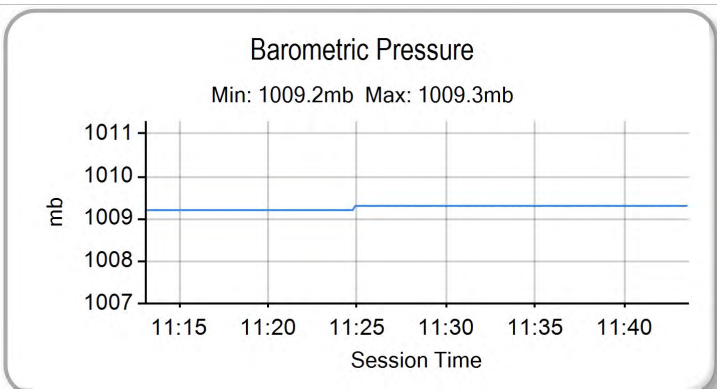
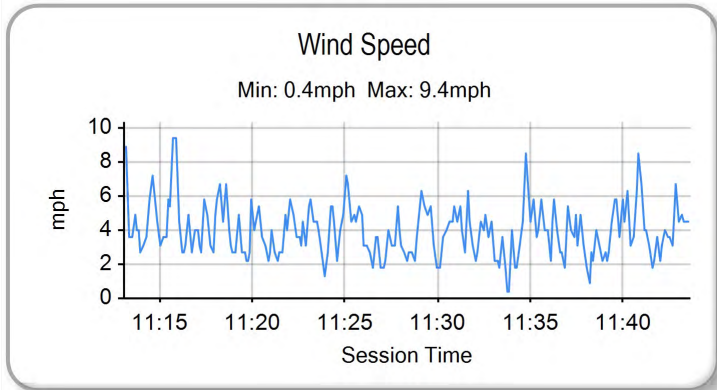
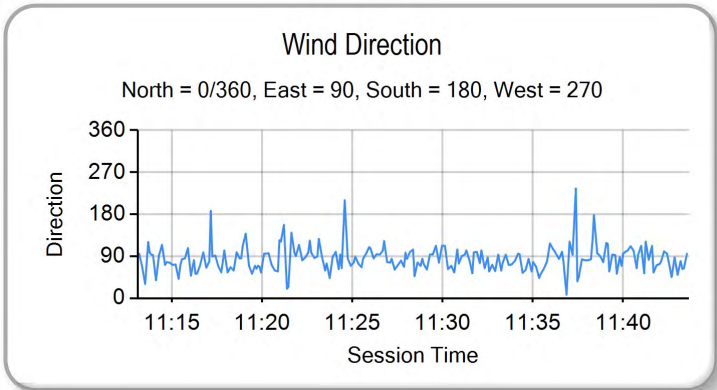
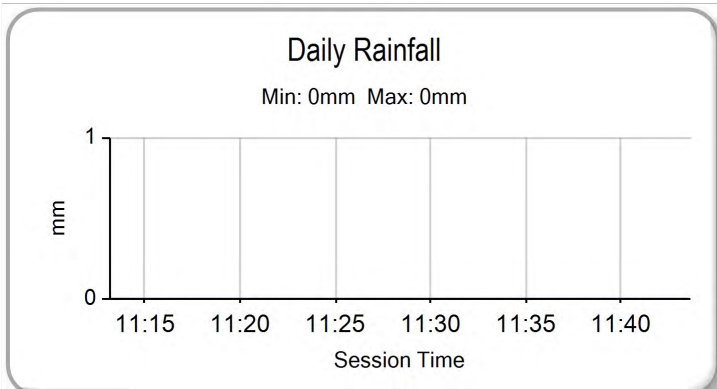
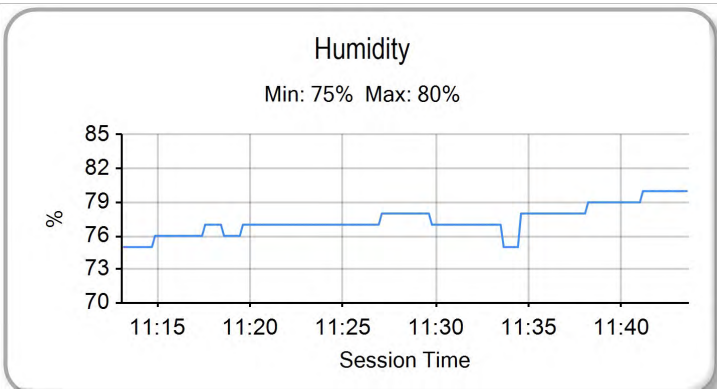
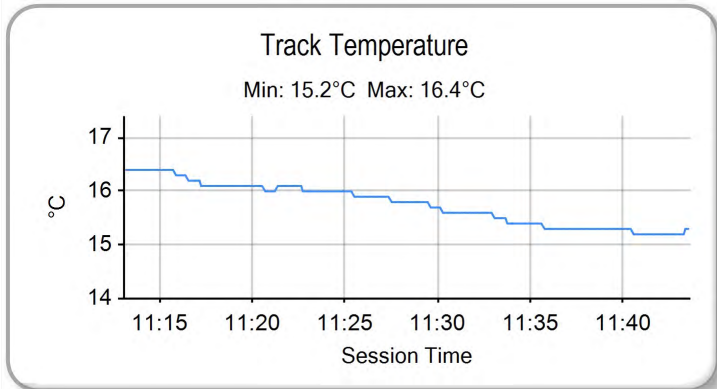
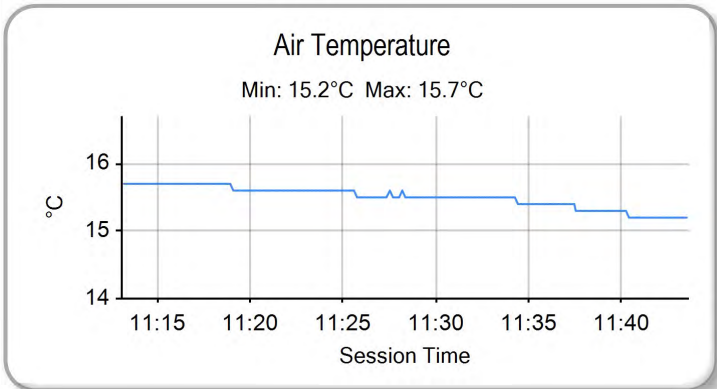
Race Director :	Stewards :	Timekeeper :
-----------------	------------	--------------

MCRCB BULLETIN TK024

2019 Bennetts British Superbike Championship - Monster Round 8

2019 HEL Performance British Motostar Championship

FREE PRACTICE 1 - WEATHER CONDITIONS



Weather / Track : Drizzle / Damp

Cadwell Park
Circuit Length = 2.1800 miles
Start: 11:15 Flag 11:41 End: 11:43

Results can be found at www.tsl-timing.com

Printed - 11:47 Friday, 16 August 2019



POS	NO	CL	PIC NAME	NAT	ENTRY	TIME	ON	LAPS	GAP	DIFF	MPH
1	11		1 Dan JONES	GBR	KTM - City Lifting/RS Racing	1:33.869	15	18			83.60
2	45		2 Scott SWANN	GBR	IFS KTM - IFS Team Swann Racing	1:33.996	24	24	0.127	0.127	83.49
3	96		3 Brandon PAASCH	USA	KTM - FPW Racing	1:34.523	21	21	0.654	0.527	83.02
4	1		4 Victor RODRIGUEZ	ESP	DR Moto - GA Competition	1:34.870	23	23	1.001	0.347	82.72
5	47		5 Jake ARCHER	GBR	KTM - City Lifting/RS Racing	1:35.200	21	22	1.331	0.330	82.43
6	70		6 Joshua WHATLEY	GBR	KTM - KRP	1:35.437	14	21	1.568	0.237	82.23
7	14		7 Jack NIXON	GBR	KTM - Santander Salt	1:36.032	19	20	2.163	0.595	81.72
8	21		8 Jerry van de BUNT	NLD	Honda - Raha61/LJ-Racing	1:36.069	12	14	2.200	0.037	81.69
9	7		9 Edmund BEST	GBR	KTM - SymCirrus Motorsport	1:36.410	18	21	2.541	0.341	81.40
10	64		10 Asher DURHAM	GBR	Mahindra - Microlise Cresswell Racing	1:36.566	5	10	2.697	0.156	81.27
11	99		11 Jamie DAVIS	GBR	KTM - FPW Racing	1:36.850	19	21	2.981	0.284	81.03
12	72	S	1 Cameron HORSMAN	GBR	Honda - Nova Racing/SP 125	1:37.698	15	16	3.829	0.848	80.32
13	19	S	2 Scott OGDEN	GBR	Honda - Premium Motorhomes Scott Ogden Racing	1:37.818	20	21	3.949	0.120	80.23
14	71	S	3 Charlie FARRER	GBR	Honda - Banks Racing/MotoEngineering	1:38.334	17	17	4.465	0.516	79.81
15	17	S	4 Franco BOURNE	GBR	Honda - Franco Bourne / SP125	1:38.634	10	12	4.765	0.300	79.56
16	54		12 Sam BURMAN	GBR	KTM - TeamWNT Burman Racing	1:39.904	14	17	6.035	1.270	78.55
17	16	S	5 Harvey CLARIDGE	GBR	Honda - Nova Racing/SP 125	1:40.338	14	16	6.469	0.434	78.21
18	3	S	6 Louis RENDELL	GBR	Honda - Microlise Cresswell Racing	1:40.847	20	20	6.978	0.509	77.82
19	18	S	7 Jodie FIELDHOUSE	GBR	Honda - Go Pink Racing	1:41.361	17	20	7.492	0.514	77.42
20	57	S	8 Josh HIATT	GBR	Honda - Sorrymate.com	1:41.539	20	22	7.670	0.178	77.29
21	37	S	9 Corey TINKER	GBR	Honda - Microlise Cresswell Racing	1:41.935	20	20	8.066	0.396	76.99
22	35	S	10 Jeremy KNIGHT	GBR	Honda - Jeremy Knight Racing / SP125	1:42.353	4	4	8.484	0.418	76.67

CLASS "" - QUALIFYING LAPTIME (110.0% of 1:33.869) = 1:43.255

CLASS "S" - QUALIFYING LAPTIME (110.0% of 1:37.698) = 1:47.467

23	48		13 Sharni PINFOLD	AUS	KTM - City Lifting/RS Racing	1:43.366	18	19	9.497	1.013	75.92
----	----	--	-------------------	-----	------------------------------	----------	----	----	-------	-------	-------

Incident Involving #21 and #54 at T17 under Investigation

Weather / Track : Cloudy / Dry

These results are provisional until the conclusion of any judicial and technical matters.

Cadwell Park

Circuit Length = 2.1800 miles

Start: 09:30 Flag 10:15 End: 10:16

Race Director :	Stewards :	Timekeeper :
-----------------	------------	--------------

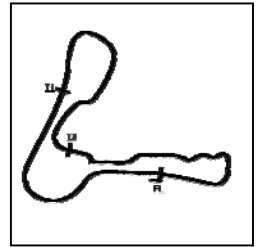
Results can be found at www.britishsuperbike.com

Printed - 10:18 Saturday, 17 August 2019

2019 Bennetts British Superbike Championship - Monster Round 8

2019 HEL Performance British Motostar Championship

QUALIFYING - SECTOR ANALYSIS



SECTOR 1 = FL to I1, SECTOR 2 = I1 to I2, SECTOR 3 = I2 to FL, DIFF = Difference To Personal Best Lap, P = Crossed Finish Line in Pit Lane, D = Time Disallowed

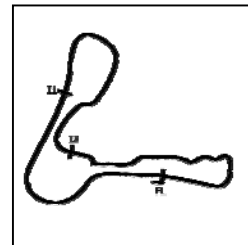
P1 11		Dan JONES		KTM - City Lifting/RS Racing						
IDEAL LAP TIME : 1:33.731		BEST LAP TIME : 1:33.869		DIFFERENCE : 0.138						
LAP	SECTOR 1		SECTOR 2		SECTOR 3		LAP TIME	MPH	DIFF	TIME OF DAY
1 -	27.360	125.2	32.208	44.467	111.8	1:44.035	75.43	10.166	09:32:31.212	
2 -	26.131	123.8	31.287	41.560	113.5	1:38.978	79.29	5.109	09:34:10.190	
3 -	25.749	125.6	30.736	40.893	114.5	1:37.378	80.59	3.509	09:35:47.568	
4 -	26.267	116.9	31.507	40.864	113.3	1:38.638	79.56	4.769	09:37:26.206	
5 -	25.521	126.3	30.524	41.320	112.9	1:37.365	80.60	3.496	09:39:03.571	
6 -	26.579	106.1	32.904	43.606	112.4	1:43.089	76.12	9.220	09:40:46.660	
7 -	25.422	124.7	30.123	39.975	113.1	1:35.520	82.16	1.651	09:42:22.180	
8 -	27.110	107.3	32.330	4:54.880	112.5	5:54.320	22.14	4:20.451	09:48:16.500	
9 -	25.625	125.6	30.641	40.382	113.7	1:36.648	81.20	2.779	09:49:53.148	
10 -	25.526	124.0	30.340	40.137	112.9	1:36.003	81.74	2.134	09:51:29.151	
11 -	25.412	124.7	30.032	40.018	113.7	1:35.462	82.21	1.593	09:53:04.613	
12 -	27.695	94.5	32.853	12:16.367	111.1	13:16.915	9.84	11:43.046	10:06:21.528	
13 -	27.517	71.9	35.900	40.544	113.3	1:43.961	75.49	10.092	10:08:05.489	
14 -	25.202	125.6	29.676	39.558	114.3	1:34.436	83.10	0.567	10:09:39.925	
15 -	24.882	126.3	29.518	39.469	113.9	1:33.869 (1)	83.60		10:11:13.794	
16 -	25.075	126.3	29.616	39.440	113.3	1:34.131 (2)	83.37	0.262	10:12:47.925	
17 -	25.106	126.1	29.409	39.660	113.9	1:34.175 (3)	83.33	0.306	10:14:22.100	
18 -	26.069	120.2	31.835	41.154	111.6	1:39.058	79.22	5.189	10:16:01.158	

P2 45		Scott SWANN		IFS KTM - IFS Team Swann Racing						
IDEAL LAP TIME : 1:33.996		BEST LAP TIME : 1:33.996		DIFFERENCE : 0.000						
LAP	SECTOR 1		SECTOR 2		SECTOR 3		LAP TIME	MPH	DIFF	TIME OF DAY
1 -	28.502	120.0	33.658	43.978	110.1	1:46.138	73.94	12.142	09:32:28.135	
2 -	27.016	122.6	31.309	42.342	111.1	1:40.667	77.96	6.671	09:34:08.802	
3 -	26.193	122.6	31.090	41.335	110.9	1:38.618	79.58	4.622	09:35:47.420	
4 -	25.982	122.9	30.677	41.304	111.1	1:37.963	80.11	3.967	09:37:25.383	
5 -	25.920	123.1	30.817	41.196	110.5	1:37.933	80.13	3.937	09:39:03.316	
6 -	25.741	122.0	30.462	40.602	110.5	1:36.805	81.07	2.809	09:40:40.121	
7 -	26.958	113.9	33.129	3:16.917	96.1	4:17.004	30.53	2:43.008	09:44:57.125	
8 -	29.037	105.5	32.876	45.855	78.0	1:47.768	72.82	13.772	09:46:44.893	
9 -	28.624	122.9	30.583	41.164	110.0	1:40.371	78.19	6.375	09:48:25.264	
10 -	28.577	96.0	33.943	41.641	110.9	1:44.161	75.34	10.165	09:50:09.425	
11 -	27.807	121.3	31.343	3:32.502	110.3	4:31.652	28.89	2:57.656	09:54:41.077	
12 -	26.050	122.0	30.193	41.710	111.8	1:37.953	80.12	3.957	09:56:19.030	
13 -	25.457	123.3	29.909	IN PIT		1:49.346 P	71.77	15.350	09:58:08.376	
14 -	OUTLAP	122.4	30.185	40.315	112.4	1:40.123	78.38	6.127	09:59:48.499	
15 -	25.363	123.5	29.889	40.621	112.2	1:35.873	81.85	1.877	10:01:24.372	
16 -	25.496	123.8	30.173	39.982	112.7	1:35.651	82.04	1.655	10:03:00.023	
17 -	25.486	123.8	29.871	39.477	112.5	1:34.834 (3)	82.75	0.838	10:04:34.857	
18 -	25.272	123.8	30.114	39.632	112.4	1:35.018	82.59	1.022	10:06:09.875	
19 -	28.549	109.6	30.816	40.324	111.8	1:39.689	78.72	5.693	10:07:49.564	
20 -	25.823	122.9	30.811	40.567	110.9	1:37.201	80.74	3.205	10:09:26.765	
21 -	25.731	122.9	30.102	39.678	112.2	1:35.511	82.16	1.515	10:11:02.276	
22 -	25.375	123.3	29.665	39.548	111.2	1:34.588 (2)	82.97	0.592	10:12:36.864	
23 -	25.377	124.0	29.793	39.789	112.2	1:34.959	82.64	0.963	10:14:11.823	
24 -	25.213	123.8	29.493	39.290	112.9	1:33.996 (1)	83.49		10:15:45.819	

2019 Bennetts British Superbike Championship - Monster Round 8

2019 HEL Performance British Motostar Championship

QUALIFYING - SECTOR ANALYSIS



SECTOR 1 = FL to I1, SECTOR 2 = I1 to I2, SECTOR 3 = I2 to FL, DIFF = Difference To Personal Best Lap, P = Crossed Finish Line in Pit Lane, D = Time Disallowed

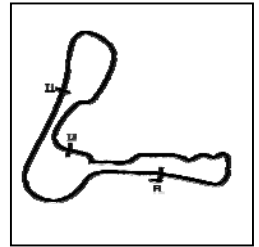
P3 96		Brandon PAASCH				KTM - FPW Racing				
IDEAL LAP TIME : 1:34.365		BEST LAP TIME : 1:34.523		DIFFERENCE : 0.158						
LAP	SECTOR 1	SECTOR 2	SECTOR 3	LAP TIME	MPH	DIFF	TIME OF DAY			
1 -	OUTLAP	118.9	33.679	44.542	108.2	1:51.999	70.07	17.476	09:31:54.417	
2 -	27.244	121.5	32.253	42.717	110.0	1:42.214	76.78	7.691	09:33:36.631	
3 -	26.730	122.2	31.838	42.947	109.6	1:41.515	77.30	6.992	09:35:18.146	
4 -	26.989	121.7	32.257	42.969	110.0	1:42.215	76.77	7.692	09:37:00.361	
5 -	27.543	118.7	32.914	IN PIT		8:39.877	P 15.09	7:05.354	09:45:40.238	
6 -	OUTLAP	118.5	31.581	41.680	112.0	1:46.544	73.66	12.021	09:47:26.782	
7 -	26.021	122.9	30.343	40.954	112.7	1:37.318	80.64	2.795	09:49:04.100	
8 -	25.807	124.0	29.922	40.507	112.7	1:36.236	81.55	1.713	09:50:40.336	
9 -	25.945	122.2	30.357	40.349	111.6	1:36.651	81.20	2.128	09:52:16.987	
10 -	25.728	123.5	29.949	40.198	112.5	1:35.875	81.85	1.352	09:53:52.862	
11 -	25.580	124.0	29.911	40.224	112.4	1:35.715	81.99	1.192	09:55:28.577	
12 -	25.424	124.7	29.949	40.147	113.1	1:35.520	82.16	0.997	09:57:04.097	
13 -	25.789	124.2	30.291	IN PIT		6:13.200	P 21.02	4:38.677	10:03:17.297	
14 -	OUTLAP	123.1	30.381	41.283	113.5	1:44.742	74.92	10.219	10:05:02.039	
15 -	25.680	125.6	30.481	39.759	113.9	1:35.920	81.81	1.397	10:06:37.959	
16 -	25.409	123.5	29.816	40.137	113.5	1:35.362	82.29	0.839	10:08:13.321	
17 -	25.258	124.7	29.732	39.754	113.1	1:34.744	(3) 82.83	0.221	10:09:48.065	
18 -	25.216	124.7	29.737	39.781	112.9	1:34.734	(2) 82.84	0.211	10:11:22.799	
19 -	25.202	124.9	29.794	40.441	112.4	1:35.437	82.23	0.914	10:12:58.236	
20 -	25.191	124.7	29.794	39.861	112.7	1:34.846	82.74	0.323	10:14:33.082	
21 -	25.273	124.9	29.808	39.442	113.3	1:34.523	(1) 83.02		10:16:07.605	

P4 1		Victor RODRIGUEZ				DR Moto - GA Competition				
IDEAL LAP TIME : 1:34.753		BEST LAP TIME : 1:34.870		DIFFERENCE : 0.117						
LAP	SECTOR 1	SECTOR 2	SECTOR 3	LAP TIME	MPH	DIFF	TIME OF DAY			
1 -	26.697	123.8	32.499	43.686	112.4	1:42.882	76.28	8.012	09:33:43.511	
2 -	26.271	123.5	31.372	42.839	111.8	1:40.482	78.10	5.612	09:35:23.993	
3 -	26.064	123.3	30.977	41.703	112.7	1:38.744	79.47	3.874	09:37:02.737	
4 -	25.833	124.9	31.314	41.292	112.7	1:38.439	79.72	3.569	09:38:41.176	
5 -	25.839	123.8	30.654	41.002	113.9	1:37.495	80.49	2.625	09:40:18.671	
6 -	25.757	123.8	30.470	41.066	112.7	1:37.293	80.66	2.423	09:41:55.964	
7 -	25.804	123.5	30.467	40.846	112.9	1:37.117	80.81	2.247	09:43:33.081	
8 -	25.598	124.7	30.228	40.692	112.5	1:36.518	81.31	1.648	09:45:09.599	
9 -	25.574	124.9	30.527	40.815	113.5	1:36.916	80.97	2.046	09:46:46.515	
10 -	25.706	124.9	30.331	45.107	114.1	1:41.144	77.59	6.274	09:48:27.659	
11 -	25.400	125.9	30.444	42.915	98.1	1:38.759	79.46	3.889	09:50:06.418	
12 -	31.740	113.7	31.053	50.501	112.4	1:53.294	69.27	18.424	09:51:59.712	
13 -	25.662	124.7	30.444	40.669	113.7	1:36.775	81.09	1.905	09:53:36.487	
14 -	26.379	120.2	32.875	6:20.233	112.2	7:19.487	17.85	5:44.617	10:00:55.974	
15 -	26.079	123.1	30.723	41.214	112.9	1:38.016	80.06	3.146	10:02:33.990	
16 -	25.583	125.4	30.166	40.458	113.5	1:36.207	81.57	1.337	10:04:10.197	
17 -	25.578	124.7	30.126	40.039	113.5	1:35.743	81.97	0.873	10:05:45.940	
18 -	25.496	124.9	30.054	40.028	114.3	1:35.578	82.11	0.708	10:07:21.518	
19 -	25.416	125.9	30.076	40.315	114.3	1:35.807	81.91	0.937	10:08:57.325	
20 -	25.330	125.9	30.173	39.766	113.1	1:35.269	(3) 82.37	0.399	10:10:32.594	
21 -	25.621	123.3	30.087	39.928	113.5	1:35.636	82.06	0.766	10:12:08.230	
22 -	25.432	124.9	29.949	39.726	113.1	1:35.107	(2) 82.51	0.237	10:13:43.337	
23 -	25.308	124.7	29.719	39.843	113.7	1:34.870	(1) 82.72		10:15:18.207	

2019 Bennetts British Superbike Championship - Monster Round 8

2019 HEL Performance British Motostar Championship

QUALIFYING - SECTOR ANALYSIS

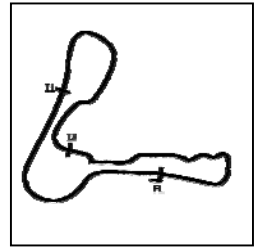


SECTOR 1 = FL to I1, SECTOR 2 = I1 to I2, SECTOR 3 = I2 to FL, DIFF = Difference To Personal Best Lap, P = Crossed Finish Line in Pit Lane, D = Time Disallowed

P5 47		Jake ARCHER			KTM - City Lifting/RS Racing					
IDEAL LAP TIME : 1:35.090		BEST LAP TIME : 1:35.200			DIFFERENCE : 0.110					
LAP	SECTOR 1		SECTOR 2		SECTOR 3		LAP TIME	MPH	DIFF	TIME OF DAY
1 -	27.057	120.9	32.084	42.760	111.2	1:41.901	77.01	6.701	09:32:51.723	
2 -	26.282	121.7	32.949	44.197	110.1	1:43.428	75.87	8.228	09:34:35.151	
3 -	26.095	122.6	31.869	41.848	111.8	1:39.812	78.62	4.612	09:36:14.963	
4 -	26.041	121.7	30.972	41.209	112.7	1:38.222	79.90	3.022	09:37:53.185	
5 -	27.791	120.2	30.777	41.279	110.9	1:39.847	78.60	4.647	09:39:33.032	
6 -	25.950	121.1	30.543	40.803	110.5	1:37.296	80.66	2.096	09:41:10.328	
7 -	25.827	121.5	30.955	4:38.050	110.3	5:34.832	23.43	3:59.632	09:46:45.160	
8 -	26.132	122.0	30.880	44.476	112.0	1:41.488	77.33	6.288	09:48:26.648	
9 -	25.775	122.6	30.904	42.495	93.0	1:39.174	79.13	3.974	09:50:05.822	
10 -	33.867	109.1	31.421	59.542	110.3	2:04.830	62.87	29.630	09:52:10.652	
11 -	25.932	123.1	30.851	40.424	110.9	1:37.207	80.73	2.007	09:53:47.859	
12 -	25.774	122.2	30.225	40.290	111.2	1:36.289	81.50	1.089	09:55:24.148	
13 -	25.829	122.6	30.272	42.527	107.7	1:38.628	79.57	3.428	09:57:02.776	
14 -	27.645	114.9	32.001	4:52.330	109.8	5:51.976	22.29	4:16.776	10:02:54.752	
15 -	26.379	122.2	30.695	40.593	111.4	1:37.667	80.35	2.467	10:04:32.419	
16 -	25.898	122.0	32.136	41.286	111.6	1:39.320	79.01	4.120	10:06:11.739	
17 -	25.629	123.5	30.897	39.873	112.5	1:36.399	81.41	1.199	10:07:48.138	
18 -	25.507	123.3	30.155	40.098	111.1	1:35.760 (3)	81.95	0.560	10:09:23.898	
19 -	25.727	121.7	30.177	40.028	111.6	1:35.932	81.80	0.732	10:10:59.830	
20 -	25.542	122.4	29.943	39.831	111.8	1:35.316 (2)	82.33	0.116	10:12:35.146	
21 -	25.557	121.7	29.922	39.721	111.2	1:35.200 (1)	82.43		10:14:10.346	
22 -	25.447	122.6	31.093	40.844	111.4	1:37.384	80.58	2.184	10:15:47.730	

P6 70		Joshua WHATLEY			KTM - KRP					
IDEAL LAP TIME : 1:35.165		BEST LAP TIME : 1:35.437			DIFFERENCE : 0.272					
LAP	SECTOR 1		SECTOR 2		SECTOR 3		LAP TIME	MPH	DIFF	TIME OF DAY
1 -	30.092	122.0	33.811	43.392	110.9	1:47.295	73.14	11.858	09:32:25.400	
2 -	26.427	123.3	31.016	42.318	110.9	1:39.761	78.66	4.324	09:34:05.161	
3 -	26.013	123.8	30.762	41.714	111.8	1:38.489	79.68	3.052	09:35:43.650	
4 -	25.969	124.5	30.620	41.464	110.9	1:38.053	80.03	2.616	09:37:21.703	
5 -	26.990	107.5	33.329	41.969	113.7	1:42.288	76.72	6.851	09:39:03.991	
6 -	25.536	126.1	30.596	4:53.117	96.1	5:49.249	22.47	4:13.812	09:44:53.240	
7 -	29.118	110.7	34.548	45.690	106.0	1:49.356	71.76	13.919	09:46:42.596	
8 -	27.653	116.3	32.516	42.642	107.7	1:42.811	76.33	7.374	09:48:25.407	
9 -	26.611	118.7	31.910	42.457	97.2	1:40.978	77.72	5.541	09:50:06.385	
10 -	30.988	118.3	31.364	3:13.118	108.5	4:15.470	30.72	2:40.033	09:54:21.855	
11 -	26.091	124.5	30.545	40.845	112.7	1:37.481	80.50	2.044	09:55:59.336	
12 -	25.777	124.5	30.223	40.405	113.1	1:36.405	81.40	0.968	09:57:35.741	
13 -	26.015	122.0	30.619	40.438	114.1	1:37.072	80.84	1.635	09:59:12.813	
14 -	25.404	126.3	30.001	40.032	113.7	1:35.437 (1)	82.23		10:00:48.250	
15 -	25.650	124.5	30.025	40.642	113.5	1:36.317	81.48	0.880	10:02:24.567	
16 -	25.874	121.7	32.648	4:19.055	101.2	5:17.577	24.71	3:42.140	10:07:42.144	
17 -	30.054	102.1	35.332	43.548	106.5	1:48.934	72.04	13.497	10:09:31.078	
18 -	27.875	109.4	30.760	40.347	113.1	1:38.982	79.28	3.545	10:11:10.060	
19 -	25.625	124.9	29.961	39.930	112.9	1:35.516 (2)	82.16	0.079	10:12:45.576	
20 -	25.449	125.6	29.831	40.284	111.1	1:35.564 (3)	82.12	0.127	10:14:21.140	
21 -	25.643	124.5	33.620	41.174	112.9	1:40.437	78.13	5.000	10:16:01.577	

QUALIFYING - SECTOR ANALYSIS

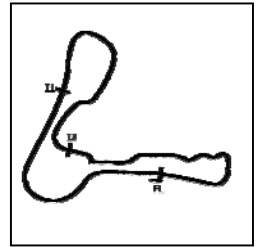


SECTOR 1 = FL to I1, SECTOR 2 = I1 to I2, SECTOR 3 = I2 to FL, DIFF = Difference To Personal Best Lap, P = Crossed Finish Line in Pit Lane, D = Time Disallowed

P7 14		Jack NIXON				KTM - Santander Salt				
IDEAL LAP TIME : 1:35.746		BEST LAP TIME : 1:36.032		DIFFERENCE : 0.286						
LAP	SECTOR 1		SECTOR 2		SECTOR 3		LAP TIME	MPH	DIFF	TIME OF DAY
1 -	27.515	122.0	33.705	43.589	110.3	1:44.809	74.87	8.777	09:34:53.500	
2 -	26.501	123.3	32.025	41.982	112.7	1:40.508	78.08	4.476	09:36:34.008	
3 -	26.655	121.1	32.822	2:36.400	108.9	3:35.877	36.35	1:59.845	09:40:09.885	
4 -	26.695	123.1	31.623	42.495	109.6	1:40.813	77.84	4.781	09:41:50.698	
5 -	25.962	123.1	30.573	41.251	112.0	1:37.786	80.25	1.754	09:43:28.484	
6 -	26.909	118.5	32.667	4:28.347	110.5	5:27.923	23.93	3:51.891	09:48:56.407	
7 -	27.226	118.3	33.174	43.001	111.4	1:43.401	75.89	7.369	09:50:39.808	
8 -	26.527	119.6	30.687	40.700	111.6	1:37.914	80.15	1.882	09:52:17.722	
9 -	25.678	124.9	30.416	40.637	113.1	1:36.731 (3)	81.13	0.699	09:53:54.453	
10 -	25.675	124.7	30.676	40.821	112.4	1:37.172	80.76	1.140	09:55:31.625	
11 -	25.745	124.0	30.379	42.126	111.2	1:38.250	79.87	2.218	09:57:09.875	
12 -	26.370	120.4	31.809	3:35.523	111.2	4:33.702	28.67	2:57.670	10:01:43.577	
13 -	26.470	123.3	31.101	41.168	112.2	1:38.739	79.48	2.707	10:03:22.316	
14 -	26.712	120.4	31.379	41.394	112.5	1:39.485	78.88	3.453	10:05:01.801	
15 -	25.699	124.2	30.990	40.097	114.7	1:36.786	81.08	0.754	10:06:38.587	
16 -	26.145	124.5	30.863	2:03.136	112.2	3:00.144	43.56	1:24.112	10:09:38.731	
17 -	26.205	122.6	30.896	41.185	114.1	1:38.286	79.84	2.254	10:11:17.017	
18 -	25.417	124.7	30.291	40.596	112.4	1:36.304 (2)	81.49	0.272	10:12:53.321	
19 -	25.559	123.8	30.232	40.241	112.7	1:36.032 (1)	81.72		10:14:29.353	
20 -	25.628	123.5	30.426	41.000	111.1	1:37.054	80.86	1.022	10:16:06.407	

P8 21		Jerry van de BUNT				Honda - Raha61/LJ-Racing				
IDEAL LAP TIME : 1:35.942		BEST LAP TIME : 1:36.069		DIFFERENCE : 0.127						
LAP	SECTOR 1		SECTOR 2		SECTOR 3		LAP TIME	MPH	DIFF	TIME OF DAY
1 -	28.538	124.0	33.197	46.406	108.9	1:48.141	72.57	12.072	09:32:31.111	
2 -	26.483	126.1	31.285	43.677	112.7	1:41.445	77.36	5.376	09:34:12.556	
3 -	25.781	124.9	30.970	41.008	113.7	1:37.759	80.27	1.690	09:35:50.315	
4 -	25.763	124.9	30.676	41.102	113.9	1:37.541	80.45	1.472	09:37:27.856	
5 -	25.588	125.2	30.556	40.783	114.3	1:36.927 (3)	80.96	0.858	09:39:04.783	
6 -	25.519	110.7	33.094	7:44.378	99.1	8:42.991	15.00	7:06.922	09:47:47.774	
7 -	28.251	119.4	33.389	43.117	112.5	1:44.757	74.91	8.688	09:49:32.531	
8 -	28.121	117.5	31.803	41.815	113.5	1:41.739	77.13	5.670	09:51:14.270	
9 -	25.713	124.9	30.318	40.419	114.1	1:36.450 (2)	81.36	0.381	09:52:50.720	
10 -	26.983	115.5	33.585	44.280	113.5	1:44.848	74.85	8.779	09:54:35.568	
11 -	25.631	125.2	35.016	43.359	113.9	1:44.006	75.45	7.937	09:56:19.574	
12 -	25.347	125.9	30.176	40.546	113.5	1:36.069 (1)	81.69		09:57:55.643	
13 -	25.876	124.5	31.007	41.859	113.3	1:38.742	79.48	2.673	09:59:34.385	
14 -	29.241	95.7	33.957	5:44.101	114.1	6:47.299	19.26	5:11.230	10:06:21.684	

QUALIFYING - SECTOR ANALYSIS

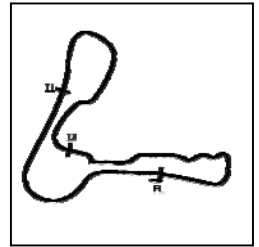


SECTOR 1 = FL to I1, SECTOR 2 = I1 to I2, SECTOR 3 = I2 to FL, DIFF = Difference To Personal Best Lap, P = Crossed Finish Line in Pit Lane, D = Time Disallowed

P9		7		Edmund BEST		KTM - SymCirrus Motorsport				
IDEAL LAP TIME : 1:36.176		BEST LAP TIME : 1:36.410		DIFFERENCE : 0.234						
LAP	SECTOR 1		SECTOR 2		SECTOR 3		LAP TIME	MPH	DIFF	TIME OF DAY
1 -	29.350	119.1	32.614	44.752	107.2	1:46.716	73.54	10.306	09:32:24.612	
2 -	27.301	119.8	31.399	42.643	109.2	1:41.343	77.44	4.933	09:34:05.955	
3 -	26.525	120.6	30.891	41.807	109.1	1:39.223	79.09	2.813	09:35:45.178	
4 -	26.396	120.4	31.011	41.884	109.1	1:39.291	79.04	2.881	09:37:24.469	
5 -	26.239	120.6	31.123	2:33.323	108.4	3:30.685	37.25	1:54.275	09:40:55.154	
6 -	26.758	120.0	31.167	41.666	109.1	1:39.591	78.80	3.181	09:42:34.745	
7 -	26.645	120.4	30.941	41.635	109.1	1:39.221	79.09	2.811	09:44:13.966	
8 -	26.366	120.2	30.907	41.706	108.4	1:38.979	79.29	2.569	09:45:52.945	
9 -	26.358	120.4	30.911	41.390	109.2	1:38.659	79.54	2.249	09:47:31.604	
10 -	26.253	121.1	30.541	42.418	109.8	1:39.212	79.10	2.802	09:49:10.816	
11 -	26.305	120.6	30.622	41.155	109.1	1:38.082	80.01	1.672	09:50:48.898	
12 -	26.413	120.9	30.744	41.716	108.5	1:38.873	79.37	2.463	09:52:27.771	
13 -	26.427	120.9	30.775	8:59.557	107.8	9:56.759	13.15	8:20.349	10:02:24.530	
14 -	26.615	121.3	31.047	41.563	109.1	1:39.225	79.09	2.815	10:04:03.755	
15 -	26.192	120.6	30.568	41.017	109.4	1:37.777	80.26	1.367	10:05:41.532	
16 -	25.992	121.3	30.548	40.610	110.3	1:37.150	80.78	0.740	10:07:18.682	
17 -	25.949	122.6	32.273	40.790	111.6	1:39.012	79.26	2.602	10:08:57.694	
18 -	25.673	122.9	30.394	40.343	110.0	1:36.410 (1)	81.40		10:10:34.104	
19 -	25.871	121.1	30.160	40.484	110.3	1:36.515 (3)	81.31	0.105	10:12:10.619	
20 -	25.896	121.1	30.359	40.647	110.1	1:36.902	80.98	0.492	10:13:47.521	
21 -	25.843	120.9	30.264	40.389	110.0	1:36.496 (2)	81.33	0.086	10:15:24.017	

P10		64		Asher DURHAM		Mahindra - Microlise Cresswell Racing				
IDEAL LAP TIME : 1:36.454		BEST LAP TIME : 1:36.566		DIFFERENCE : 0.112						
LAP	SECTOR 1		SECTOR 2		SECTOR 3		LAP TIME	MPH	DIFF	TIME OF DAY
1 -	27.257	122.0	32.398	43.417	111.1	1:43.072	76.14	6.506	09:32:35.454	
2 -	26.030	122.4	31.113	42.511	110.5	1:39.654	78.75	3.088	09:34:15.108	
3 -	25.855	121.7	30.378	41.592	110.7	1:37.825	80.22	1.259	09:35:52.933	
4 -	25.860	121.5	30.266	41.147	109.8	1:37.273 (3)	80.68	0.707	09:37:30.206	
5 -	25.506	123.1	30.127	40.933	111.1	1:36.566 (1)	81.27		09:39:06.772	
6 -	25.394	122.9	34.326	45.083	108.4	1:44.803	74.88	8.237	09:40:51.575	
7 -	25.864	122.4	30.295	40.997	109.6	1:37.156 (2)	80.77	0.590	09:42:28.731	
8 -	25.574	121.7	30.664	15:24.251	108.5	16:20.489	8.00	14:43.923	09:58:49.220	
9 -	26.234	121.5	30.578	41.271	110.5	1:38.083	80.01	1.517	10:00:27.303	
10 -	25.687	123.5	30.281	43.668	50.8	1:39.636	78.76	3.070	10:02:06.939	

QUALIFYING - SECTOR ANALYSIS

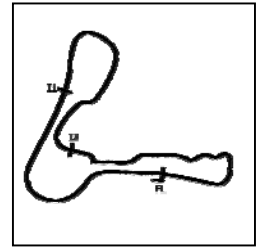


SECTOR 1 = FL to I1, SECTOR 2 = I1 to I2, SECTOR 3 = I2 to FL, DIFF = Difference To Personal Best Lap, P = Crossed Finish Line in Pit Lane, D = Time Disallowed

P11 99		Jamie DAVIS			KTM - FPW Racing				
IDEAL LAP TIME : 1:36.723		BEST LAP TIME : 1:36.850		DIFFERENCE : 0.127					
LAP	SECTOR 1	SECTOR 2	SECTOR 3	LAP TIME	MPH	DIFF	TIME OF DAY		
1 -	OUTLAP	118.7	33.957	45.334	108.0	1:53.761	68.98	16.911	09:31:56.736
2 -	27.556	121.5	32.910	44.186	109.1	1:44.652	74.99	7.802	09:33:41.388
3 -	27.143	121.1	32.348	43.766	110.0	1:43.257	76.00	6.407	09:35:24.645
4 -	27.022	121.3	32.074	43.236	109.6	1:42.332	76.69	5.482	09:37:06.977
5 -	26.840	121.3	32.150	IN PIT		8:02.536	P 16.26	6:25.686	09:45:09.513
6 -	OUTLAP	117.7	32.063	43.517	109.4	1:48.163	72.55	11.313	09:46:57.676
7 -	26.386	122.2	31.412	42.497	110.5	1:40.295	78.24	3.445	09:48:37.971
8 -	26.226	122.2	31.227	41.960	110.3	1:39.413	78.94	2.563	09:50:17.384
9 -	26.058	123.1	31.202	42.460	110.1	1:39.720	78.70	2.870	09:51:57.104
10 -	26.177	122.6	30.979	41.756	110.5	1:38.912	79.34	2.062	09:53:36.016
11 -	25.939	124.2	32.609	IN PIT		3:17.303	P 39.77	1:40.453	09:56:53.319
12 -	OUTLAP	114.9	32.214	41.689	110.7	1:47.270	73.16	10.420	09:58:40.589
13 -	26.021	123.1	30.787	41.443	112.2	1:38.251	79.87	1.401	10:00:18.840
14 -	25.822	123.5	30.707	41.567	111.8	1:38.096	80.00	1.246	10:01:56.936
15 -	25.817	124.0	30.906	41.251	111.6	1:37.974	80.10	1.124	10:03:34.910
16 -	25.699	124.5	30.711	41.217	111.2	1:37.627	80.38	0.777	10:05:12.537
17 -	26.449	115.7	32.627	IN PIT		2:34.845	P 50.68	57.995	10:07:47.382
18 -	OUTLAP	124.0	31.145	41.753	111.4	1:42.687	76.42	5.837	10:09:30.069
19 -	25.787	122.9	30.379	40.684	111.8	1:36.850 (1)	81.03		10:11:06.919
20 -	25.677	123.1	30.432	40.832	111.4	1:36.941 (2)	80.95	0.091	10:12:43.860
21 -	25.725	123.1	30.438	41.245	111.4	1:37.408 (3)	80.56	0.558	10:14:21.268

P12 72 S		Cameron HORSMAN			Honda - Nova Racing/SP 125				
IDEAL LAP TIME : 1:37.513		BEST LAP TIME : 1:37.698		DIFFERENCE : 0.185					
LAP	SECTOR 1	SECTOR 2	SECTOR 3	LAP TIME	MPH	DIFF	TIME OF DAY		
1 -	30.054	103.4	34.718	44.203	105.3	1:48.975	72.01	11.277	09:49:27.674
2 -	28.033	114.3	31.957	41.859	105.0	1:41.849	77.05	4.151	09:51:09.523
3 -	27.314	115.5	31.403	41.613	105.1	1:40.330	78.22	2.632	09:52:49.853
4 -	27.048	115.1	31.370	41.952	105.8	1:40.370	78.19	2.672	09:54:30.223
5 -	27.064	114.9	32.275	2:32.242	104.6	3:31.581	37.09	1:53.883	09:58:01.804
6 -	26.924	114.9	31.145	41.457	107.2	1:39.526	78.85	1.828	09:59:41.330
7 -	27.461	117.9	31.324	41.111	105.6	1:39.896	78.56	2.198	10:01:21.226
8 -	26.814	115.7	31.288	40.847	106.0	1:38.949	79.31	1.251	10:03:00.175
9 -	26.453	115.3	31.317	40.972	105.1	1:38.742	79.48	1.044	10:04:38.917
10 -	26.772	115.7	30.888	40.676	105.8	1:38.336	79.80	0.638	10:06:17.253
11 -	26.687	115.7	30.743	40.643	106.8	1:38.073 (2)	80.02	0.375	10:07:55.326
12 -	26.520	116.5	31.107	41.334	106.0	1:38.961	79.30	1.263	10:09:34.287
13 -	26.643	115.5	30.812	40.878	106.1	1:38.333	79.81	0.635	10:11:12.620
14 -	26.621	117.3	30.671	40.883	105.6	1:38.175 (3)	79.93	0.477	10:12:50.795
15 -	26.638	116.1	30.639	40.421	106.1	1:37.698 (1)	80.32		10:14:28.493
16 -	26.707	116.1	30.647	40.992	107.0	1:38.346	79.80	0.648	10:16:06.839

QUALIFYING - SECTOR ANALYSIS



SECTOR 1 = FL to I1, SECTOR 2 = I1 to I2, SECTOR 3 = I2 to FL, DIFF = Difference To Personal Best Lap, P = Crossed Finish Line in Pit Lane, D = Time Disallowed

P13		19 S		Scott OGDEN		Honda - Premium Motorhomes Scott Ogdan Racing				
IDEAL LAP TIME : 1:37.766		BEST LAP TIME : 1:37.818		DIFFERENCE : 0.052						
LAP	SECTOR 1		SECTOR 2		SECTOR 3		LAP TIME	MPH	DIFF	TIME OF DAY
1 -	29.391	112.4	33.764	47.522	104.5	1:50.677	70.90	12.859	09:32:42.867	
2 -	28.553	112.2	32.289	43.195	103.0	1:44.037	75.43	6.219	09:34:26.904	
3 -	27.578	113.5	31.997	42.423	104.8	1:41.998	76.94	4.180	09:36:08.902	
4 -	27.506	113.3	32.961	43.589	106.1	1:44.056	75.42	6.238	09:37:52.958	
5 -	28.342	115.5	32.676	42.996	103.7	1:44.014	75.45	6.196	09:39:36.972	
6 -	27.396	113.1	31.457	42.228	103.0	1:41.081	77.64	3.263	09:41:18.053	
7 -	27.312	112.5	31.535	41.785	103.8	1:40.632	77.98	2.814	09:42:58.685	
8 -	27.269	112.7	31.112	41.587	104.2	1:39.968	78.50	2.150	09:44:38.653	
9 -	27.064	112.9	31.363	41.775	104.0	1:40.202	78.32	2.384	09:46:18.855	
10 -	27.861	109.2	32.884	8:20.915	101.6	9:21.660	13.97	7:43.842	09:55:40.515	
11 -	29.233	108.0	32.997	1:51.113	101.9	2:53.343	45.27	1:15.525	09:58:33.858	
12 -	27.589	111.8	31.489	42.039	102.9	1:41.117	77.61	3.299	10:00:14.975	
13 -	27.240	112.5	31.245	41.312	103.7	1:39.797	78.64	1.979	10:01:54.772	
14 -	27.073	112.5	30.826	41.105	103.4	1:39.004	79.27	1.186	10:03:33.776	
15 -	27.057	113.1	30.988	41.247	104.6	1:39.292	79.04	1.474	10:05:13.068	
16 -	26.708	114.3	30.736	40.912	104.3	1:38.356	79.79	0.538	10:06:51.424	
17 -	26.828	113.5	30.625	41.033	104.3	1:38.486	79.68	0.668	10:08:29.910	
18 -	26.749	113.1	30.545	41.005	104.2	1:38.299 (3)	79.83	0.481	10:10:08.209	
19 -	26.799	113.7	30.580	41.417	106.3	1:38.796	79.43	0.978	10:11:47.005	
20 -	26.744	113.5	30.560	40.514	104.5	1:37.818 (1)	80.23		10:13:24.823	
21 -	26.707	113.7	30.565	40.784	104.5	1:38.056 (2)	80.03	0.238	10:15:02.879	

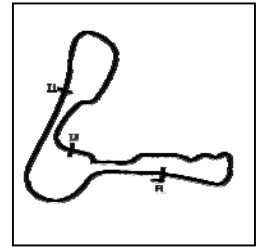
P14		71 S		Charlie FARRER		Honda - Banks Racing/MotoEngineering				
IDEAL LAP TIME : 1:38.246		BEST LAP TIME : 1:38.334		DIFFERENCE : 0.088						
LAP	SECTOR 1		SECTOR 2		SECTOR 3		LAP TIME	MPH	DIFF	TIME OF DAY
1 -	31.415	113.5	34.514	45.793	103.4	1:51.722	70.24	13.388	09:33:25.932	
2 -	28.347	114.3	32.958	43.949	104.0	1:45.254	74.56	6.920	09:35:11.186	
3 -	27.747	115.9	32.797	42.878	105.6	1:43.422	75.88	5.088	09:36:54.608	
4 -	27.522	113.9	31.934	42.186	104.6	1:41.642	77.21	3.308	09:38:36.250	
5 -	27.322	116.1	31.964	43.335	106.3	1:42.621	76.47	4.287	09:40:18.871	
6 -	27.196	116.9	31.783	42.064	105.6	1:41.043	77.67	2.709	09:41:59.914	
7 -	28.464	107.2	32.872	15:49.954	103.5	16:51.290	7.76	15:12.956	09:58:51.204	
8 -	28.102	115.1	32.615	44.020	105.6	1:44.737	74.93	6.403	10:00:35.941	
9 -	27.044	115.7	31.539	41.963	106.1	1:40.546	78.05	2.212	10:02:16.487	
10 -	26.980	116.5	31.476	41.762	105.8	1:40.218	78.30	1.884	10:03:56.705	
11 -	27.067	115.5	31.499	41.653	105.6	1:40.219	78.30	1.885	10:05:36.924	
12 -	27.069	116.5	31.229	41.325	107.0	1:39.623	78.77	1.289	10:07:16.547	
13 -	27.306	116.5	31.565	42.154	106.3	1:41.025	77.68	2.691	10:08:57.572	
14 -	26.538	116.9	31.123	41.635	105.5	1:39.296	79.03	0.962	10:10:36.868	
15 -	26.905	114.9	31.093	41.151	106.3	1:39.149 (2)	79.15	0.815	10:12:16.017	
16 -	26.842	116.1	30.946	41.411	106.1	1:39.199 (3)	79.11	0.865	10:13:55.216	
17 -	26.610	116.9	30.962	40.762	106.0	1:38.334 (1)	79.81		10:15:33.550	

P15		17 S		Franco BOURNE		Honda - Franco Bourne / SP125				
IDEAL LAP TIME : 1:38.506		BEST LAP TIME : 1:38.634		DIFFERENCE : 0.128						
LAP	SECTOR 1		SECTOR 2		SECTOR 3		LAP TIME	MPH	DIFF	TIME OF DAY
1 -	27.895	112.5	31.814	42.191	104.5	1:41.900	77.01	3.266	09:49:50.133	
2 -	26.862	114.5	31.574	4:54.636	103.2	5:53.072	22.22	4:14.438	09:55:43.205	
3 -	27.853	111.8	33.136	2:25.674	103.5	3:26.663	37.97	1:48.029	09:59:09.868	
4 -	27.392	112.4	31.768	41.945	104.5	1:41.105	77.62	2.471	10:00:50.973	
5 -	27.102	113.7	31.203	41.664	103.8	1:39.969	78.50	1.335	10:02:30.942	
6 -	27.149	113.3	30.858	42.152	104.5	1:40.159	78.35	1.525	10:04:11.101	
7 -	26.781	114.3	31.192	41.477	104.2	1:39.450	78.91	0.816	10:05:50.551	
8 -	26.985	112.4	30.820	41.031	104.3	1:38.836 (2)	79.40	0.202	10:07:29.387	
9 -	26.801	113.5	30.883	41.212	104.0	1:38.896 (3)	79.35	0.262	10:09:08.283	
10 -	26.909	112.5	30.766	40.959	104.0	1:38.634 (1)	79.56		10:10:46.917	
11 -	27.396	92.4	33.769	2:03.984	103.5	3:05.149	42.38	1:26.515	10:13:52.066	
12 -	27.130	113.1	31.313	44.578	104.0	1:43.021	76.17	4.387	10:15:35.087	

Weather / Track : Cloudy / Dry

Cadwell Park
Circuit Length = 2.1800 miles
Start: 09:30 Flag 10:15 End: 10:16

QUALIFYING - SECTOR ANALYSIS

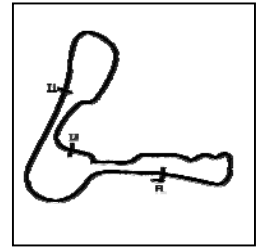


SECTOR 1 = FL to I1, SECTOR 2 = I1 to I2, SECTOR 3 = I2 to FL, DIFF = Difference To Personal Best Lap, P = Crossed Finish Line in Pit Lane, D = Time Disallowed

P16 54		Sam BURMAN				KTM - TeamWNT Burman Racing				
IDEAL LAP TIME : 1:39.874		BEST LAP TIME : 1:39.904		DIFFERENCE : 0.030						
LAP	SECTOR 1		SECTOR 2		SECTOR 3		LAP TIME	MPH	DIFF	TIME OF DAY
1 -	30.028	119.8	34.562	45.232	110.3	1:49.822	71.46	9.918	09:32:27.224	
2 -	27.800	122.2	33.577	46.614	107.3	1:47.991	72.67	8.087	09:34:15.215	
3 -	27.184	122.2	32.673	43.721	111.2	1:43.578	75.76	3.674	09:35:58.793	
4 -	27.194	121.1	32.652	43.684	111.2	1:43.530	75.80	3.626	09:37:42.323	
5 -	27.472	120.4	33.405	3:13.730	110.3	4:14.607	30.82	2:34.703	09:41:56.930	
6 -	27.251	121.5	32.421	43.049	111.6	1:42.721	76.40	2.817	09:43:39.651	
7 -	26.778	122.0	32.142	42.842	111.1	1:41.762	77.12	1.858	09:45:21.413	
8 -	26.615	122.4	31.755	42.702	110.9	1:41.072	77.64	1.168	09:47:02.485	
9 -	26.527	122.9	31.450	42.269	112.2	1:40.246 (2)	78.28	0.342	09:48:42.731	
10 -	26.467	122.4	31.707	42.437	111.2	1:40.611 (3)	78.00	0.707	09:50:23.342	
11 -	27.792	109.6	34.229	3:05.634	108.9	4:07.655	31.68	2:27.751	09:54:30.997	
12 -	26.995	122.6	32.320	44.741	111.1	1:44.056	75.42	4.152	09:56:15.053	
13 -	26.661	122.2	31.635	42.429	111.2	1:40.725	77.91	0.821	09:57:55.778	
14 -	26.497	123.5	31.314	42.093	112.5	1:39.904 (1)	78.55		09:59:35.682	
15 -	26.515	122.4	32.017	42.602	111.8	1:41.134	77.60	1.230	10:01:16.816	
16 -	28.319	115.3	35.570	44.930	109.4	1:48.819	72.12	8.915	10:03:05.635	
17 -	27.803	120.9	33.947	2:16.966	111.1	3:18.716	39.49	1:38.812	10:06:24.351	

P17 16 S		Harvey CLARIDGE				Honda - Nova Racing/SP 125				
IDEAL LAP TIME : 1:39.995		BEST LAP TIME : 1:40.338		DIFFERENCE : 0.343						
LAP	SECTOR 1		SECTOR 2		SECTOR 3		LAP TIME	MPH	DIFF	TIME OF DAY
1 -	29.786	110.9	33.686	45.947	103.7	1:49.419	71.72	9.081	09:50:01.296	
2 -	27.965	113.1	33.369	43.838	104.2	1:45.172	74.62	4.834	09:51:46.468	
3 -	27.607	112.4	32.274	43.075	103.8	1:42.956	76.22	2.618	09:53:29.424	
4 -	27.402	113.5	32.140	43.430	104.5	1:42.972	76.21	2.634	09:55:12.396	
5 -	27.540	115.9	31.913	43.223	103.5	1:42.676	76.43	2.338	09:56:55.072	
6 -	27.277	113.5	32.138	42.772	103.7	1:42.187	76.80	1.849	09:58:37.259	
7 -	27.238	113.5	31.582	42.549	104.6	1:41.369	77.42	1.031	10:00:18.628	
8 -	26.873	115.5	31.162	42.308	105.1	1:40.343 (2)	78.21	0.005	10:01:58.971	
9 -	27.116	114.1	31.252	42.336	104.6	1:40.704	77.93	0.366	10:03:39.675	
10 -	27.015	113.7	31.645	42.223	104.3	1:40.883	77.79	0.545	10:05:20.558	
11 -	27.186	112.9	31.483	1:52.746	104.6	2:51.415	45.78	1:11.077	10:08:11.973	
12 -	27.059	115.3	31.324	42.066	105.0	1:40.449	78.12	0.111	10:09:52.422	
13 -	26.930	113.9	31.321	42.164	104.3	1:40.415 (3)	78.15	0.077	10:11:32.837	
14 -	27.065	113.3	31.164	42.109	104.8	1:40.338 (1)	78.21		10:13:13.175	
15 -	27.064	112.9	31.520	42.873	104.5	1:41.457	77.35	1.119	10:14:54.632	
16 -	27.057	113.7	31.453	41.960	104.8	1:40.470	78.11	0.132	10:16:35.102	

QUALIFYING - SECTOR ANALYSIS

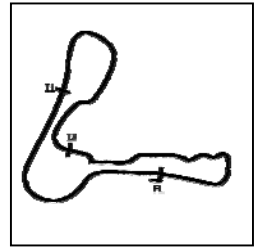


SECTOR 1 = FL to I1, SECTOR 2 = I1 to I2, SECTOR 3 = I2 to FL, DIFF = Difference To Personal Best Lap, P = Crossed Finish Line in Pit Lane, D = Time Disallowed

P18		3 S		Louis RENDELL		Honda - Microlise Cresswell Racing				
IDEAL LAP TIME : 1:40.617		BEST LAP TIME : 1:40.847		DIFFERENCE : 0.230						
LAP	SECTOR 1		SECTOR 2		SECTOR 3		LAP TIME	MPH	DIFF	TIME OF DAY
1 -	30.452	112.0	35.548	46.566	103.5	1:52.566	69.71	11.719	09:33:08.973	
2 -	28.728	111.6	34.353	45.599	102.4	1:48.680	72.21	7.833	09:34:57.653	
3 -	28.565	110.7	34.019	44.783	103.5	1:47.367	73.09	6.520	09:36:45.020	
4 -	28.511	113.7	33.905	44.971	102.2	1:47.387	73.08	6.540	09:38:32.407	
5 -	28.371	111.4	33.427	44.520	101.6	1:46.318	73.81	5.471	09:40:18.725	
6 -	27.766	113.7	32.331	43.971	104.0	1:44.068	75.41	3.221	09:42:02.793	
7 -	28.173	110.9	32.444	44.294	103.5	1:44.911	74.80	4.064	09:43:47.704	
8 -	27.804	112.5	33.029	43.799	101.8	1:44.632	75.00	3.785	09:45:32.336	
9 -	27.915	112.5	32.412	43.225	104.3	1:43.552	75.78	2.705	09:47:15.888	
10 -	27.710	110.7	32.347	43.308	104.2	1:43.365	75.92	2.518	09:48:59.253	
11 -	27.753	108.9	32.841	9:41.262	103.2	10:41.856	12.22	9:01.009	09:59:41.109	
12 -	27.569	113.1	32.665	43.360	103.4	1:43.594	75.75	2.747	10:01:24.703	
13 -	27.757	111.4	32.315	43.057	102.9	1:43.129	76.09	2.282	10:03:07.832	
14 -	27.771	109.8	32.546	43.015	104.0	1:43.332	75.95	2.485	10:04:51.164	
15 -	27.673	110.9	32.237	42.195	103.4	1:42.105	76.86	1.258	10:06:33.269	
16 -	27.751	110.3	32.200	42.324	104.2	1:42.275	76.73	1.428	10:08:15.544	
17 -	27.421	111.1	32.085	42.337	103.8	1:41.843 (3)	77.06	0.996	10:09:57.387	
18 -	27.347	111.4	31.548	42.784	102.4	1:41.679 (2)	77.18	0.832	10:11:39.066	
19 -	27.535	110.9	32.420	42.628	103.0	1:42.583	76.50	1.736	10:13:21.649	
20 -	27.226	111.4	31.778	41.843	103.5	1:40.847 (1)	77.82		10:15:02.496	

P19		18 S		Jodie FIELDHOUSE		Honda - Go Pink Racing				
IDEAL LAP TIME : 1:41.012		BEST LAP TIME : 1:41.361		DIFFERENCE : 0.349						
LAP	SECTOR 1		SECTOR 2		SECTOR 3		LAP TIME	MPH	DIFF	TIME OF DAY
1 -	29.565	112.9	34.373	46.051	103.5	1:49.989	71.35	8.628	09:34:36.954	
2 -	27.934	114.3	32.942	44.503	105.8	1:45.379	74.47	4.018	09:36:22.333	
3 -	27.456	115.7	33.007	44.679	106.1	1:45.142	74.64	3.781	09:38:07.475	
4 -	27.458	114.5	32.268	43.418	105.3	1:43.144	76.08	1.783	09:39:50.619	
5 -	27.505	114.7	32.161	43.511	104.3	1:43.177	76.06	1.816	09:41:33.796	
6 -	27.516	114.5	32.391	43.544	104.8	1:43.451	75.86	2.090	09:43:17.247	
7 -	27.381	114.1	32.204	IN PIT		4:53.103 P	26.77	3:11.742	09:48:10.350	
8 -	OUTLAP	112.4	33.199	45.654	105.1	1:57.105	67.01	15.744	09:50:07.455	
9 -	28.623	114.3	32.071	43.690	104.2	1:44.384	75.18	3.023	09:51:51.839	
10 -	27.396	113.5	32.162	43.091	104.8	1:42.649	76.45	1.288	09:53:34.488	
11 -	27.287	114.3	33.139	43.819	104.6	1:44.245	75.28	2.884	09:55:18.733	
12 -	27.653	114.3	32.313	43.633	105.0	1:43.599	75.75	2.238	09:57:02.332	
13 -	27.545	114.1	32.162	IN PIT		2:59.913 P	43.62	1:18.552	10:00:02.245	
14 -	OUTLAP	114.1	32.657	5:02.614	103.0	6:06.942	21.38	4:25.581	10:06:09.187	
15 -	27.807	113.7	32.217	43.717	105.3	1:43.741	75.65	2.380	10:07:52.928	
16 -	27.197	114.9	32.057	43.300	105.1	1:42.554	76.52	1.193	10:09:35.482	
17 -	27.248	115.1	31.587	42.526	105.8	1:41.361 (1)	77.42		10:11:16.843	
18 -	26.899	115.1	31.691	43.964	103.0	1:42.554	76.52	1.193	10:12:59.397	
19 -	27.267	115.1	31.883	42.966	104.8	1:42.116 (3)	76.85	0.755	10:14:41.513	
20 -	27.208	114.1	31.695	42.677	105.5	1:41.580 (2)	77.25	0.219	10:16:23.093	

QUALIFYING - SECTOR ANALYSIS



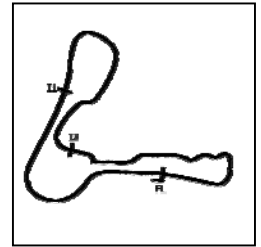
SECTOR 1 = FL to I1, SECTOR 2 = I1 to I2, SECTOR 3 = I2 to FL, DIFF = Difference To Personal Best Lap, P = Crossed Finish Line in Pit Lane, D = Time Disallowed

P20 57 S		Josh HIATT		Honda - Sorrymate.com						
IDEAL LAP TIME : 1:41.179		BEST LAP TIME : 1:41.539		DIFFERENCE : 0.360						
LAP	SECTOR 1		SECTOR 2		SECTOR 3		LAP TIME	MPH	DIFF	TIME OF DAY
1 -	30.789	109.6	34.271	46.315	102.4	1:51.375	70.46	9.836	09:32:35.336	
2 -	28.765	111.1	33.339	44.836	102.4	1:46.940	73.38	5.401	09:34:22.276	
3 -	28.613	110.7	33.074	44.089	103.7	1:45.776	74.19	4.237	09:36:08.052	
4 -	28.369	111.4	32.655	43.734	104.8	1:44.758	74.91	3.219	09:37:52.810	
5 -	28.514	113.3	32.367	43.871	104.0	1:44.752	74.92	3.213	09:39:37.562	
6 -	27.845	111.8	32.098	43.242	102.6	1:43.185	76.05	1.646	09:41:20.747	
7 -	27.920	111.4	32.178	43.610	102.7	1:43.708	75.67	2.169	09:43:04.455	
8 -	28.040	110.5	32.192	43.909	102.4	1:44.141	75.36	2.602	09:44:48.596	
9 -	27.843	111.1	31.983	4:33.772	100.9	5:33.598	23.52	3:52.059	09:50:22.194	
10 -	28.734	110.3	32.856	44.098	100.9	1:45.688	74.25	4.149	09:52:07.882	
11 -	28.082	110.5	32.294	43.039	102.1	1:43.415	75.88	1.876	09:53:51.297	
12 -	27.678	112.0	31.826	43.223	102.6	1:42.727	76.39	1.188	09:55:34.024	
13 -	27.709	111.1	31.865	43.112	102.9	1:42.686	76.42	1.147	09:57:16.710	
14 -	27.752	110.7	31.796	43.083	102.9	1:42.631	76.46	1.092	09:58:59.341	
15 -	28.178	110.3	31.982	3:44.734	101.5	4:44.894	27.54	3:03.355	10:03:44.235	
16 -	28.529	110.5	32.138	43.585	102.4	1:44.252	75.27	2.713	10:05:28.487	
17 -	27.972	111.1	31.602	42.905	102.1	1:42.479 (3)	76.58	0.940	10:07:10.966	
18 -	27.813	110.9	31.529	43.530	102.7	1:42.872	76.28	1.333	10:08:53.838	
19 -	27.758	111.2	31.637	43.715	102.1	1:43.110	76.11	1.571	10:10:36.948	
20 -	27.314	112.7	31.302	42.923	103.5	1:41.539 (1)	77.29		10:12:18.487	
21 -	27.740	111.6	32.169	43.104	101.9	1:43.013	76.18	1.474	10:14:01.500	
22 -	27.672	110.9	31.695	42.563	103.0	1:41.930 (2)	76.99	0.391	10:15:43.430	

P21 37 S		Corey TINKER		Honda - Microlise Cresswell Racing						
IDEAL LAP TIME : 1:41.935		BEST LAP TIME : 1:41.935		DIFFERENCE : 0.000						
LAP	SECTOR 1		SECTOR 2		SECTOR 3		LAP TIME	MPH	DIFF	TIME OF DAY
1 -	31.683	112.5	36.133	47.512	103.7	1:55.328	68.04	13.393	09:32:42.755	
2 -	29.066	111.4	34.104	45.581	103.4	1:48.751	72.16	6.816	09:34:31.506	
3 -	28.753	112.7	34.260	45.669	104.3	1:48.682	72.21	6.747	09:36:20.188	
4 -	28.562	112.5	33.648	44.989	103.8	1:47.199	73.21	5.264	09:38:07.387	
5 -	28.142	114.5	32.911	44.038	104.5	1:45.091	74.67	3.156	09:39:52.478	
6 -	28.199	112.7	33.169	44.267	103.2	1:45.635	74.29	3.700	09:41:38.113	
7 -	28.042	112.0	32.958	44.190	102.4	1:45.190	74.60	3.255	09:43:23.303	
8 -	27.928	112.9	32.309	43.704	103.2	1:43.941	75.50	2.006	09:45:07.244	
9 -	28.269	113.1	33.069	9:02.746	102.6	10:04.084	12.99	8:22.149	09:55:11.328	
10 -	28.599	112.7	32.791	43.591	104.3	1:44.981	74.75	3.046	09:56:56.309	
11 -	27.961	113.5	32.556	43.473	103.8	1:43.990	75.46	2.055	09:58:40.299	
12 -	27.590	113.5	32.338	43.180	104.6	1:43.108	76.11	1.173	10:00:23.407	
13 -	27.568	113.5	32.312	43.032	104.8	1:42.912 (3)	76.25	0.977	10:02:06.319	
14 -	27.688	112.0	32.344	42.983	104.5	1:43.015	76.18	1.080	10:03:49.334	
15 -	27.751	113.1	32.504	43.172	104.6	1:43.427	75.88	1.492	10:05:32.761	
16 -	27.749	112.9	32.308	43.104	104.8	1:43.161	76.07	1.226	10:07:15.922	
17 -	28.042	111.8	33.645	2:02.624	103.2	3:04.311	42.58	1:22.376	10:10:20.233	
18 -	28.097	112.2	32.267	42.830	104.3	1:43.194	76.05	1.259	10:12:03.427	
19 -	27.822	112.9	32.452	42.445	105.0	1:42.719 (2)	76.40	0.784	10:13:46.146	
20 -	27.491	115.9	32.070	42.374	104.6	1:41.935 (1)	76.99		10:15:28.081	

P22 35 S		Jeremy KNIGHT		Honda - Jeremy Knight Racing / SP125						
IDEAL LAP TIME : 1:41.700		BEST LAP TIME : 1:42.353		DIFFERENCE : 0.653						
LAP	SECTOR 1		SECTOR 2		SECTOR 3		LAP TIME	MPH	DIFF	TIME OF DAY
1 -	28.979	109.4	32.836	42.949	99.8	1:44.764	74.91	2.411	09:49:37.353	
2 -	28.005	109.2	32.169	43.349	100.6	1:43.523 (2)	75.80	1.170	09:51:20.876	
3 -	27.964	109.4	32.073	43.508	98.5	1:43.545 (3)	75.79	1.192	09:53:04.421	
4 -	27.620	109.8	32.136	42.597	100.4	1:42.353 (1)	76.67		09:54:46.774	

QUALIFYING - SECTOR ANALYSIS



SECTOR 1 = FL to I1, SECTOR 2 = I1 to I2, SECTOR 3 = I2 to FL, DIFF = Difference To Personal Best Lap, P = Crossed Finish Line in Pit Lane, D = Time Disallowed

P23 48		Sharni PINFOLD			KTM - City Lifting/RS Racing					
IDEAL LAP TIME : 1:43.293		BEST LAP TIME : 1:43.366			DIFFERENCE : 0.073					
LAP	SECTOR 1		SECTOR 2		SECTOR 3		LAP TIME	MPH	DIFF	TIME OF DAY
1 -	30.714	113.1	35.802	46.833	104.6	1:53.349	69.23	9.983	09:32:31.148	
2 -	28.766	114.1	34.002	45.202	104.5	1:47.970	72.68	4.604	09:34:19.118	
3 -	28.343	113.5	33.886	44.704	104.5	1:46.933	73.39	3.567	09:36:06.051	
4 -	28.603	113.5	33.360	44.644	104.2	1:46.607	73.61	3.241	09:37:52.658	
5 -	28.461	113.1	34.156	4:58.033	103.8	6:00.650	21.76	4:17.284	09:43:53.308	
6 -	28.470	113.1	33.256	44.752	103.7	1:46.478	73.70	3.112	09:45:39.786	
7 -	28.336	113.1	33.311	44.263	104.0	1:45.910	74.10	2.544	09:47:25.696	
8 -	28.402	113.9	33.131	44.169	105.8	1:45.702	74.24	2.336	09:49:11.398	
9 -	27.992	113.7	33.027	44.049	104.5	1:45.068	74.69	1.702	09:50:56.466	
10 -	28.408	112.9	32.966	43.734	104.8	1:45.108	74.66	1.742	09:52:41.574	
11 -	28.120	113.5	33.291	5:57.522	105.3	6:58.933	18.73	5:15.567	09:59:40.507	
12 -	27.989	115.1	33.489	44.327	106.6	1:45.805	74.17	2.439	10:01:26.312	
13 -	27.802	115.1	32.650	43.505	105.8	1:43.957 (3)	75.49	0.591	10:03:10.269	
14 -	27.898	115.3	32.542	43.239	106.5	1:43.679 (2)	75.69	0.313	10:04:53.948	
15 -	27.639	115.5	33.116	43.345	105.8	1:44.100	75.38	0.734	10:06:38.048	
16 -	27.761	116.7	33.216	2:23.629	104.6	3:24.606	38.35	1:41.240	10:10:02.654	
17 -	28.243	114.5	32.658	43.357	105.8	1:44.258	75.27	0.892	10:11:46.912	
18 -	27.613	115.9	32.615	43.138	104.8	1:43.366 (1)	75.92		10:13:30.278	
19 -	27.831	115.1	33.195	43.242	105.3	1:44.268	75.26	0.902	10:15:14.546	

MCRCB BULLETIN TK077**2019 Bennetts British Superbike Championship - Monster Round 8****2019 HEL Performance British Motostar Championship****QUALIFYING - BEST SECTORS**

SECTOR 1			SECTOR 2			SECTOR 3			IDEAL / BEST COMPARISON						
POS	NO	NAME	TIME	NO	NAME	TIME	NO	NAME	TIME	POS	NO	NAME	IDEAL	BEST	DIFF
													PERFECT LAP	1:33.581	
1	11	JONES	24.882	11	JONES	29.409	45	SWANN	39.290	1	11	JONES	1:33.731	1:33.869	0.138
2	96	PAASCH	25.191	45	SWANN	29.493	11	JONES	39.440	2	45	SWANN	1:33.996	1:33.996	0.000
3	45	SWANN	25.213	1	RODRIGUEZ	29.719	96	PAASCH	39.442	3	96	PAASCH	1:34.365	1:34.523	0.158
4	1	RODRIGUEZ	25.308	96	PAASCH	29.732	47	ARCHER	39.721	4	1	RODRIGUEZ	1:34.753	1:34.870	0.117
5	21	van de BUNT	25.347	70	WHATLEY	29.831	1	RODRIGUEZ	39.726	5	47	ARCHER	1:35.090	1:35.200	0.110
6	64	DURHAM	25.394	47	ARCHER	29.922	70	WHATLEY	39.930	6	70	WHATLEY	1:35.165	1:35.437	0.272
7	70	WHATLEY	25.404	64	DURHAM	30.127	14	NIXON	40.097	7	14	NIXON	1:35.746	1:36.032	0.286
8	14	NIXON	25.417	7	BEST	30.160	7	BEST	40.343	8	21	van de BUNT	1:35.942	1:36.069	0.127
9	47	ARCHER	25.447	21	van de BUNT	30.176	21	van de BUNT	40.419	9	7	BEST	1:36.176	1:36.410	0.234
10	99	DAVIS	25.660	14	NIXON	30.232	72	HORSMAN	40.421	10	64	DURHAM	1:36.454	1:36.566	0.112
11	7	BEST	25.673	99	DAVIS	30.379	19	OGDEN	40.514	11	99	DAVIS	1:36.723	1:36.850	0.127
12	72	HORSMAN	26.453	19	OGDEN	30.545	99	DAVIS	40.684	12	72	HORSMAN	1:37.513	1:37.698	0.185
13	54	BURMAN	26.467	72	HORSMAN	30.639	71	FARRER	40.762	13	19	OGDEN	1:37.766	1:37.818	0.052
14	71	FARRER	26.538	17	BOURNE	30.766	64	DURHAM	40.933	14	71	FARRER	1:38.246	1:38.334	0.088
15	19	OGDEN	26.707	71	FARRER	30.946	17	BOURNE	40.959	15	17	BOURNE	1:38.506	1:38.634	0.128
16	17	BOURNE	26.781	16	CLARIDGE	31.162	3	RENDELL	41.843	16	54	BURMAN	1:39.874	1:39.904	0.030
17	16	CLARIDGE	26.873	57	HIATT	31.302	16	CLARIDGE	41.960	17	16	CLARIDGE	1:39.995	1:40.338	0.343
18	18	FIELDHOUSE	26.899	54	BURMAN	31.314	54	BURMAN	42.093	18	3	RENDELL	1:40.617	1:40.847	0.230
19	3	RENDELL	27.226	35	KNIGHT	31.483	37	TINKER	42.374	19	18	FIELDHOUSE	1:41.012	1:41.361	0.349
20	57	HIATT	27.314	3	RENDELL	31.548	18	FIELDHOUSE	42.526	20	57	HIATT	1:41.179	1:41.539	0.360
21	37	TINKER	27.491	18	FIELDHOUSE	31.587	57	HIATT	42.563	21	35	KNIGHT	1:41.700	1:42.353	0.653
22	48	PINFOLD	27.613	37	TINKER	32.070	35	KNIGHT	42.597	22	37	TINKER	1:41.935	1:41.935	0.000
23	35	KNIGHT	27.620	48	PINFOLD	32.542	48	PINFOLD	43.138	23	48	PINFOLD	1:43.293	1:43.366	0.073

Weather / Track : Cloudy / Dry

Results can be found at www.tsl-timing.com

Cadwell Park

Circuit Length = 2.1800 miles

Start: 09:30 Flag 10:15 End: 10:16

Printed - 10:20 Saturday, 17 August 2019

MCRCB BULLETIN TK078**2019 Bennetts British Superbike Championship - Monster Round 8****2019 HEL Performance British Motostar Championship****QUALIFYING - BEST SPEEDS**

POS	INTERMEDIATE 1			INTERMEDIATE 2			FINISH LINE		
	NO	NAME	MPH	NO	NAME	MPH	NO	NAME	MPH
1	11	JONES	126.3				14	NIXON	114.7
2	70	WHATLEY	126.3				11	JONES	114.5
3	21	van de BUNT	126.1				1	RODRIGUEZ	114.3
4	1	RODRIGUEZ	125.9				21	van de BUNT	114.3
5	96	PAASCH	125.6				70	WHATLEY	114.1
6	14	NIXON	124.9				96	PAASCH	113.9
7	99	DAVIS	124.5				45	SWANN	112.9
8	45	SWANN	124.0				47	ARCHER	112.7
9	47	ARCHER	123.5				54	BURMAN	112.5
10	64	DURHAM	123.5				99	DAVIS	112.2
11	54	BURMAN	123.5				7	BEST	111.6
12	7	BEST	122.9				64	DURHAM	111.1
13	72	HORSMAN	117.9				72	HORSMAN	107.2
14	71	FARRER	116.9				71	FARRER	107.0
15	48	PINFOLD	116.7				48	PINFOLD	106.6
16	16	CLARIDGE	115.9				19	OGDEN	106.3
17	37	TINKER	115.9				18	FIELDHOUSE	106.1
18	18	FIELDHOUSE	115.7				16	CLARIDGE	105.1
19	19	OGDEN	115.5				37	TINKER	105.0
20	17	BOURNE	114.5				57	HIATT	104.8
21	3	RENDELL	113.7				17	BOURNE	104.5
22	57	HIATT	113.3				3	RENDELL	104.3
23	35	KNIGHT	110.0				35	KNIGHT	100.6

Weather / Track : Cloudy / Dry

Results can be found at www.tsl-timing.comCadwell Park
Circuit Length = 2.1800 miles
Start: 09:30 Flag 10:15 End: 10:16

Printed - 10:20 Saturday, 17 August 2019

MCRCB BULLETIN TK079

2019 Bennetts British Superbike Championship - Monster Round 8

2019 HEL Performance British Motostar Championship

QUALIFYING - STATISTICS

Competitors Started 23
Planned Start 2019-08-17 @ 09:30:00.000
Actual Start 2019-08-17 @ 09:30:00.134
Finish Time 2019-08-17 @ 10:15:00.134
Track Length 2.1800mi.
Total Laps 419
Total Distance Covered 913.4278mi.

Session Fastest Lap History

NO	CL	NAME	LAP TIME	TIME OF DAY	LAP	VEHICLE
7		Edmund BEST	1:46.716	09:32:24.639	1	KTM
45		Scott SWANN	1:46.138	09:32:28.161	1	IFS KTM
11		Dan JONES	1:44.035	09:32:31.212	1	KTM
64		Asher DURHAM	1:43.072	09:32:35.480	1	Mahindra
47		Jake ARCHER	1:41.901	09:32:51.742	1	KTM
70		Joshua WHATLEY	1:39.761	09:34:05.186	2	KTM
11		Dan JONES	1:38.978	09:34:10.208	2	KTM
70		Joshua WHATLEY	1:38.489	09:35:43.675	3	KTM
11		Dan JONES	1:37.378	09:35:47.586	3	KTM
64		Asher DURHAM	1:37.273	09:37:30.232	4	Mahindra
21		Jerry van de BUNT	1:36.927	09:39:04.802	5	Honda
64		Asher DURHAM	1:36.566	09:39:06.798	5	Mahindra
11		Dan JONES	1:35.520	09:42:22.198	7	KTM
11		Dan JONES	1:35.462	09:53:04.631	11	KTM
70		Joshua WHATLEY	1:35.437	10:00:48.275	14	KTM
45		Scott SWANN	1:34.834	10:04:34.882	17	IFS KTM
11		Dan JONES	1:34.436	10:09:39.942	14	KTM
11		Dan JONES	1:33.869	10:11:13.812	15	KTM

Flag History

TYPE	TIME OF DAY
GREEN	09:30:00.134
FINISH	10:15:00.134

Flag Statistics

TYPE	COUNT	TOTAL LAPS	TOTAL TIME
Green	1	24	46:48.018
Red	0	0	0.000
Safety Car	0	0	0.000
FCY	0	0	0.000

Weather / Track : Cloudy / Dry

These results are provisional until the conclusion of any judicial and technical matters.

Cadwell Park

Circuit Length = 2.1800 miles

Start: 09:30 Flag 10:15 End: 10:16

Race Director :	Stewards :	Timekeeper :
-----------------	------------	--------------

MCRCB BULLETIN TK079**2019 Bennetts British Superbike Championship - Monster Round 8****2019 HEL Performance British Motostar Championship****QUALIFYING - STATISTICS****CLASS :**

13 Starters

Fastest Lap History

NO	NAME	LAP TIME	TIME OF DAY	LAP	VEHICLE
7	Edmund BEST	1:46.716	09:32:24.639	1	KTM
45	Scott SWANN	1:46.138	09:32:28.161	1	IFS KTM
11	Dan JONES	1:44.035	09:32:31.212	1	KTM
64	Asher DURHAM	1:43.072	09:32:35.480	1	Mahindra
47	Jake ARCHER	1:41.901	09:32:51.742	1	KTM
70	Joshua WHATLEY	1:39.761	09:34:05.186	2	KTM
11	Dan JONES	1:38.978	09:34:10.208	2	KTM
70	Joshua WHATLEY	1:38.489	09:35:43.675	3	KTM
11	Dan JONES	1:37.378	09:35:47.586	3	KTM
64	Asher DURHAM	1:37.273	09:37:30.232	4	Mahindra
21	Jerry van de BUNT	1:36.927	09:39:04.802	5	Honda
64	Asher DURHAM	1:36.566	09:39:06.798	5	Mahindra
11	Dan JONES	1:35.520	09:42:22.198	7	KTM
11	Dan JONES	1:35.462	09:53:04.631	11	KTM
70	Joshua WHATLEY	1:35.437	10:00:48.275	14	KTM
45	Scott SWANN	1:34.834	10:04:34.882	17	IFS KTM
11	Dan JONES	1:34.436	10:09:39.942	14	KTM
11	Dan JONES	1:33.869	10:11:13.812	15	KTM

Weather / Track : Cloudy / Dry

These results are provisional until the conclusion of any judicial and technical matters.

Cadwell Park

Circuit Length = 2.1800 miles

Start: 09:30 Flag 10:15 End: 10:16

Race Director :	Stewards :	Timekeeper :
-----------------	------------	--------------

MCRCB BULLETIN TK079**2019 Bennetts British Superbike Championship - Monster Round 8****2019 HEL Performance British Motostar Championship****QUALIFYING - STATISTICS****CLASS : S**

10 Starters

Fastest Lap History

NO	NAME	LAP TIME	TIME OF DAY	LAP	VEHICLE
57	Josh HIATT	1:51.375	09:32:35.356	1	Honda
19	Scott OGDEN	1:50.677	09:32:42.893	1	Honda
57	Josh HIATT	1:46.940	09:34:22.296	2	Honda
19	Scott OGDEN	1:44.037	09:34:26.930	2	Honda
19	Scott OGDEN	1:41.998	09:36:08.927	3	Honda
71	Charlie FARRER	1:41.642	09:38:36.276	4	Honda
19	Scott OGDEN	1:41.081	09:41:18.079	6	Honda
71	Charlie FARRER	1:41.043	09:41:59.939	6	Honda
19	Scott OGDEN	1:40.632	09:42:58.711	7	Honda
19	Scott OGDEN	1:39.968	09:44:38.679	8	Honda
72	Cameron HORSMAN	1:39.526	09:59:41.356	6	Honda
72	Cameron HORSMAN	1:38.949	10:03:00.201	8	Honda
72	Cameron HORSMAN	1:38.742	10:04:38.944	9	Honda
72	Cameron HORSMAN	1:38.336	10:06:17.279	10	Honda
72	Cameron HORSMAN	1:38.073	10:07:55.352	11	Honda
19	Scott OGDEN	1:37.818	10:13:24.849	20	Honda
72	Cameron HORSMAN	1:37.698	10:14:28.519	15	Honda

Weather / Track : Cloudy / Dry

These results are provisional until the conclusion of any judicial and technical matters.

Cadwell Park

Circuit Length = 2.1800 miles

Start: 09:30 Flag 10:15 End: 10:16

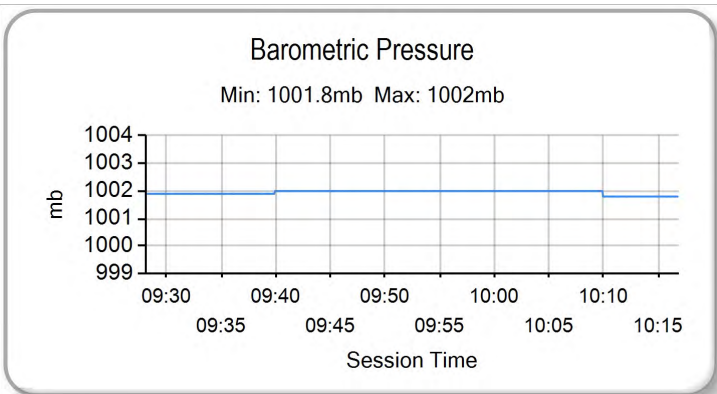
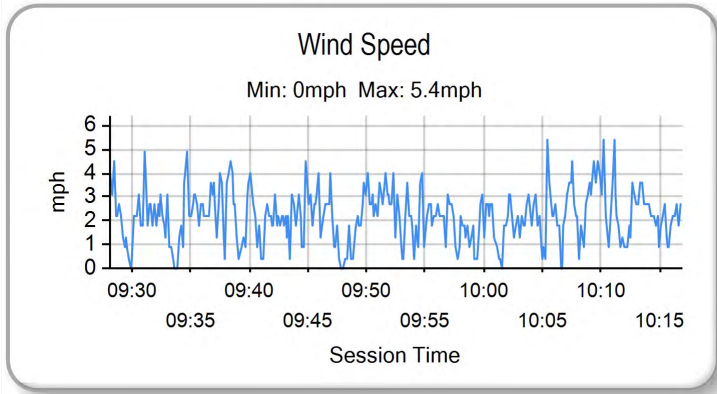
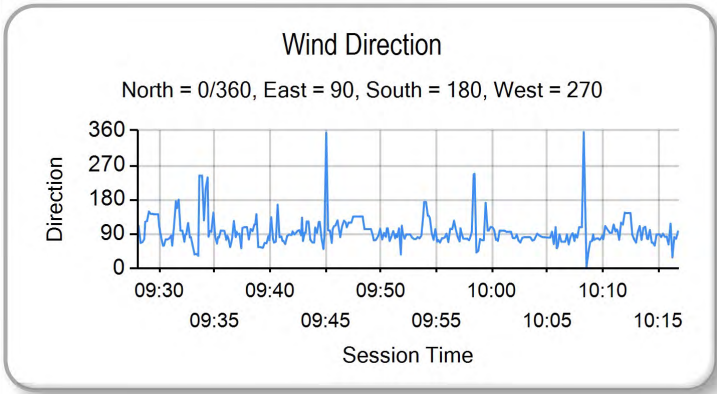
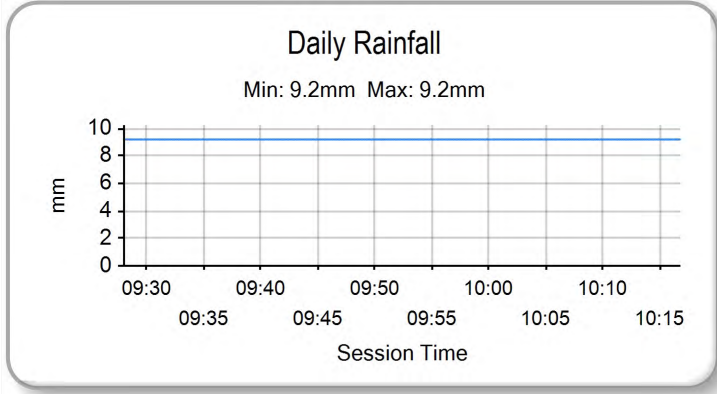
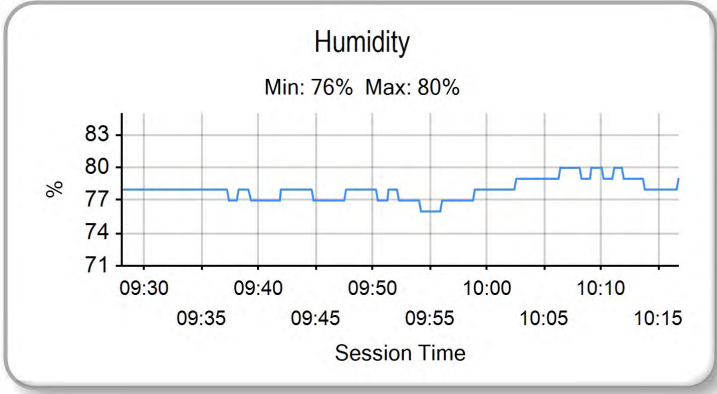
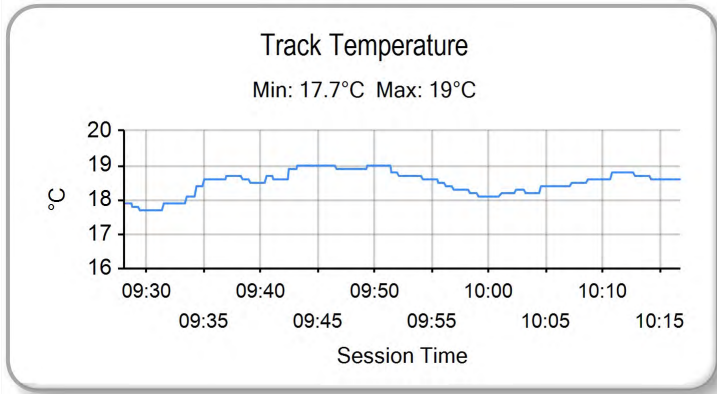
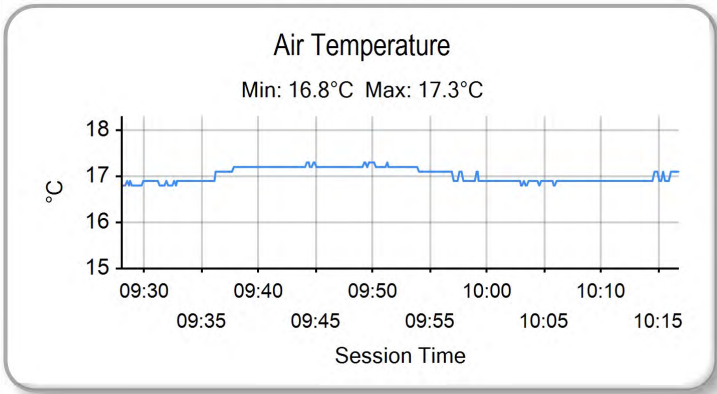
Race Director :	Stewards :	Timekeeper :
-----------------	------------	--------------

MCRCB BULLETIN TK080

2019 Bennetts British Superbike Championship - Monster Round 8

2019 HEL Performance British Motostar Championship

QUALIFYING - WEATHER CONDITIONS



Weather / Track : Cloudy / Dry

Results can be found at www.tsl-timing.com

Cadwell Park
Circuit Length = 2.1800 miles
Start: 09:30 Flag 10:15 End: 10:16

Printed - 10:21 Saturday, 17 August 2019



ROW 10	28	35	Jeremy KNIGHT	1:42.353	1		1						
ROW 9	25	18	Jodie FIELDHOUSE	1:41.361	26	57	Josh HIATT	1:41.539	27	37	Corey TINKER	1:41.935	
ROW 8		22	17	Franco BOURNE	1:38.634	23	16	Harvey CLARIDGE	1:40.338	24	3	Louis RENDELL	1:40.847
ROW 7	19	72	Cameron HORSMAN	1:37.698	20	19	Scott OGDEN	1:37.818	21	71	Charlie FARRER	1:38.334	
ROW 6		16				17				18			
ROW 5	13	48	Sharni PINFOLD	1:43.366	14				15				
ROW 4		10	64	Asher DURHAM	1:36.566	11	99	Jamie DAVIS	1:36.850	12	54	Sam BURMAN	1:39.904
ROW 3	7	14	Jack NIXON	1:36.032	8	21	Jerry van de BUNT	1:36.069	9	7	Edmund BEST	1:36.410	
ROW 2		4	1	Victor RODRIGUEZ	1:34.870	5	47	Jake ARCHER	1:35.200	6	70	Joshua WHATLEY	1:35.437
ROW 1	1	11	Dan JONES	1:33.869	2	45	Scott SWANN	1:33.996	3	96	Brandon PAASCH	1:34.523	
			Pole										

Cadwell Park
Circuit Length = 2.1800 miles

These results are provisional until the conclusion of any judicial and technical matters.

Race Director :	Stewards :	Timekeeper :
-----------------	------------	--------------

Results can be found at www.britishsuperbike.com

Printed - 10:20 Saturday, 17 August 2019





POS	NO	CL	PIC NAME	NAT	ENTRY	LAPS	TIME	GAP	DIFF	MPH	BEST	ON
1	70		1 Joshua WHATLEY	GBR	KTM - KRP	12	19:05.139			82.24	1:34.298	6
2	1		2 Victor RODRIGUEZ	ESP	DR Moto - GA Competition	12	19:05.793	0.654	0.654	82.19	1:34.252	6
3	11		3 Dan JONES	GBR	KTM - City Lifting/RS Racing	12	19:05.901	0.762	0.108	82.18	1:34.249	6
4	64		4 Asher DURHAM	GBR	Mahindra - Microlise Cresswell Racing	12	19:07.483	2.344	1.582	82.07	1:34.334	5
5	47		5 Jake ARCHER	GBR	KTM - City Lifting/RS Racing	12	19:08.224	3.085	0.741	82.01	1:34.482	10
6	7		6 Edmund BEST	GBR	KTM - SymCirrus Motorsport	12	19:17.772	12.633	9.548	81.34	1:35.451	12
7	99		7 Jamie DAVIS	GBR	KTM - FPW Racing	12	19:18.329	13.190	0.557	81.30	1:35.420	10
8	21		8 Jerry van de BUNT	NLD	Honda - Raha61/LJ-Racing	12	19:23.476	18.337	5.147	80.94	1:35.726	2
9	19	S	1 Scott OGDEN	GBR	Honda - Premium Motorhomes Scott Ogden Racing	12	19:55.146	50.007	31.670	78.79	1:36.287	8
10	72	S	2 Cameron HORSMAN	GBR	Honda - Nova Racing/SP 125	12	20:01.500	56.361	6.354	78.38	1:37.042	12
11	17	S	3 Franco BOURNE	GBR	Honda - Franco Bourne / SP125	12	20:01.558	56.419	0.058	78.37	1:37.074	11
12	71	S	4 Charlie FARRER	GBR	Honda - Banks Racing/MotoEngineering	12	20:01.771	56.632	0.213	78.36	1:36.804	12
13	54		9 Sam BURMAN	GBR	KTM - TeamWNT Burman Racing	12	20:10.059	1:04.920	8.288	77.82	1:39.030	9
14	16	S	5 Harvey CLARIDGE	GBR	Honda - Nova Racing/SP 125	12	20:21.204	1:16.065	11.145	77.11	1:38.865	2
15	57	S	6 Josh HIATT	GBR	Honda - Sorrymate.com	12	20:39.209	1:34.070	18.005	75.99	1:40.298	10
16	3	S	7 Louis RENDELL	GBR	Honda - Microlise Cresswell Racing	12	20:42.538	1:37.399	3.329	75.79	1:40.582	11
17	37	S	8 Corey TINKER	GBR	Honda - Microlise Cresswell Racing	12	20:42.696	1:37.557	0.158	75.78	1:40.546	11
18	18	S	9 Jodie FIELDHOUSE	GBR	Honda - Go Pink Racing	12	20:44.071	1:38.932	1.375	75.70	1:40.609	11
19	48		10 Sharni PINFOLD	AUS	Honda - City Lifting/RS Racing	11	19:09.619	1 Lap	1 Lap	75.09	1:42.414	10

NOT CLASSIFIED

DNF	45		Scott SWANN	GBR	IFS KTM - IFS Team Swann Racing	11	17:29.966	1 Lap		82.22	1:34.252	5
DNF	35	S	Jeremy KNIGHT	GBR	Honda - Jeremy Knight Racing / SP125	7	12:17.721	5 Laps	4 Laps	74.46	1:40.705	6
DNF	14		Jack NIXON	GBR	KTM - Santander Salt	6	9:36.939	6 Laps	1 Lap	81.61	1:34.400	6
DNF	96		Brandon PAASCH	USA	KTM - FPW Racing	1	1:41.605	11 Laps	5 Laps	77.24		

FASTEST LAP

11			Dan JONES	GBR	KTM - City Lifting/RS Racing	6	1:34.249			83.26 mph	134.00 kph	
19	S		Scott OGDEN	GBR	Honda - Premium Motorhomes Scott Ogden Racing	8	1:36.287			81.50 mph	131.17 kph	

Weather / Track : Cloudy / Dry

These results are provisional until the conclusion of any judicial and technical matters.

Cadwell Park

Circuit Length = 2.1800 miles

Start: 14:30 Flag 14:50 End: 14:51

Race Director :	Stewards :	Timekeeper :
-----------------	------------	--------------

Results can be found at www.britishsuperbike.com

Printed - 14:52 Saturday, 17 August 2019

MCRCB BULLETIN TK122

2019 Bennetts British Superbike Championship - Monster Round 8

2019 HEL Performance British Motostar Championship

RACE 2 - LAP CHART

LAP 1 @ 14:32:38.106

NO	BEHIND	LAP TIME
1		1:41.313
11	0.106	1:41.419
96	0.292	1:41.605
70	0.634	1:41.947
14	0.947	1:42.260
45	1.076	1:42.389
47	1.601	1:42.914
99	2.103	1:43.416
7	2.403	1:43.716
21	2.439	1:43.752
64	3.046	1:44.359
54	6.120	1:47.433
48	10.034	1:51.347
19	22.344	2:03.657
72	22.392	2:03.705
17	23.216	2:04.529
71	23.274	2:04.587
16	24.286	2:05.599
18	26.611	2:07.924
57	26.809	2:08.122
37	26.979	2:08.292
35	27.555	2:08.868
3	27.606	2:08.919

LAP 2 @ 14:34:13.211

NO	BEHIND	LAP TIME
1		1:35.105
11	0.591	1:35.590
70	0.818	1:35.289
14	1.424	1:35.582
45	1.636	1:35.665
47	2.024	1:35.528
99	2.627	1:35.629
21	3.060	1:35.726
64	3.429	1:35.488
7	3.782	1:36.484
54	11.339	1:40.324
48	19.972	1:45.043
19	26.172	1:38.933
72	26.275	1:38.988
71	26.643	1:38.474
17	26.950	1:38.839
16	28.046	1:38.865
18	32.991	1:41.485
57	33.392	1:41.688
37	33.488	1:41.614
35	33.774	1:41.324
3	33.927	1:41.426

LAP 3 @ 14:35:48.256

NO	BEHIND	LAP TIME
1		1:35.045
11	0.235	1:34.689
70	0.681	1:34.908
45	1.643	1:35.052
14	1.926	1:35.547
47	2.289	1:35.310
64	3.351	1:34.967
99	3.805	1:36.223
21	4.550	1:36.535
7	4.660	1:35.923

54	16.918	1:40.624
19	29.234	1:38.107
48	29.749	1:44.822
72	29.840	1:38.610
71	29.989	1:38.391
17	30.232	1:38.327
16	32.243	1:39.242
18	39.326	1:41.380
57	39.428	1:41.081
37	39.767	1:41.324
3	40.198	1:41.316
35	40.627	1:41.898

LAP 4 @ 14:37:23.214

NO	BEHIND	LAP TIME
1		1:34.958
11	0.178	1:34.901
70	0.307	1:34.584
45	1.259	1:34.574
14	1.660	1:34.692
47	2.320	1:34.989
64	2.992	1:34.599
99	4.899	1:36.052
7	5.172	1:35.470
21	6.237	1:36.645
54	26.552	1:44.592
19	31.320	1:37.044
72	32.597	1:37.715
17	33.184	1:37.910
71	33.444	1:38.413
16	36.518	1:39.233
48	38.517	1:43.726
57	45.760	1:41.290
18	46.988	1:42.620
37	47.101	1:42.292
3	47.471	1:42.231
35	47.614	1:41.945

LAP 5 @ 14:38:58.221

NO	BEHIND	LAP TIME
1		1:35.007
11	0.114	1:34.943
70	0.349	1:35.049
45	0.504	1:34.252
14	1.111	1:34.458
47	1.956	1:34.643
64	2.319	1:34.334
7	5.682	1:35.517
99	6.725	1:36.833
21	7.729	1:36.499
54	31.683	1:40.138
19	33.159	1:36.846
72	34.867	1:37.277
17	35.478	1:37.301
71	35.865	1:37.428
16	40.692	1:39.181
48	47.405	1:43.895
57	51.862	1:41.109
18	53.632	1:41.651
37	53.730	1:41.636
35	54.204	1:41.597
3	54.521	1:42.057

LAP 6 @ 14:40:32.473

NO	BEHIND	LAP TIME
1		1:34.252
11	0.111	1:34.249
70	0.395	1:34.298
45	0.629	1:34.377
14	1.259	1:34.400
64	3.094	1:35.027
47	3.824	1:36.120
7	7.280	1:35.850
99	8.393	1:35.920
21	9.426	1:35.949
19	36.076	1:37.169
54	37.423	1:39.992
72	38.076	1:37.461
17	38.520	1:37.294
71	38.846	1:37.233
16	46.211	1:39.771
48	56.418	1:43.265
57	58.246	1:40.636
18	1:00.263	1:40.883
37	1:00.481	1:41.003
35	1:00.657	1:40.705
3	1:00.852	1:40.583

LAP 7 @ 14:42:07.046

NO	BEHIND	LAP TIME
1		1:34.573
70	0.213	1:34.391
11	0.329	1:34.791
45	0.663	1:34.607
64	3.328	1:34.807
47	3.778	1:34.527
7	8.398	1:35.691
99	9.478	1:35.658
21	10.843	1:35.990
19	38.349	1:36.846
54	42.393	1:39.543
72	42.683	1:39.180
17	42.778	1:38.831
71	42.875	1:38.602
16	50.830	1:39.192
48	1:04.995	1:43.150
57	1:05.098	1:41.425
18	1:07.095	1:41.405
37	1:07.372	1:41.464
35	1:07.468	1:41.384
3	1:07.684	1:41.405

LAP 8 @ 14:43:41.958

NO	BEHIND	LAP TIME
1		1:34.912
70	0.120	1:34.819
11	0.373	1:34.956
45	0.468	1:34.717
64	3.159	1:34.743
47	3.754	1:34.888
7	9.369	1:35.883
99	10.132	1:35.566
21	12.000	1:36.069
19	39.724	1:36.287
72	45.650	1:37.879
17	46.013	1:38.147

71	46.142	1:38.179
54	47.555	1:40.074
16	55.700	1:39.782
57	1:11.731	1:41.545
48	1:13.366	1:43.283
18	1:13.489	1:41.306
37	1:13.588	1:41.128
3	1:13.875	1:41.103

LAP 9 @ 14:45:16.654

NO	BEHIND	LAP TIME
1		1:34.696
70	0.355	1:34.931
11	0.565	1:34.888
45	0.723	1:34.951
64	2.996	1:34.533
47	3.646	1:34.588
7	10.422	1:35.749
99	10.984	1:35.548
21	13.342	1:36.038
19	42.035	1:37.007
72	48.974	1:38.020
17	49.294	1:37.977
71	49.397	1:37.951
54	51.889	1:39.030
16	1:01.150	1:40.146
57	1:17.548	1:40.513
18	1:19.764	1:40.971
37	1:19.831	1:40.939
3	1:20.162	1:40.983
48	1:22.027	1:43.357

LAP 10 @ 14:46:51.238

NO	BEHIND	LAP TIME
1		1:34.584
70	0.096	1:34.325
11	0.367	1:34.386
45	0.562	1:34.423
64	2.864	1:34.452
47	3.544	1:34.482
99	11.820	1:35.420
7	11.919	1:36.081
21	15.033	1:36.275
19	44.696	1:37.245
72	52.248	1:37.858
17	52.645	1:37.935
71	53.110	1:38.297
54	56.595	1:39.290
16	1:06.513	1:39.947
57	1:23.262	1:40.298
18	1:26.320	1:41.140
37	1:26.462	1:41.215
3	1:26.729	1:41.151
48	1:29.857	1:42.414

LAP 11 @ 14:48:26.330

NO	BEHIND	LAP TIME
1		1:35.092
70	0.134	1:35.130
11	0.341	1:35.066
45	0.429	1:34.959
64	2.410	1:34.638
47	3.155	1:34.703

99	12.624	1:35.896
7	12.784	1:35.957
21	16.754	1:36.813
19	47.385	1:37.781
17	54.627	1:37.074
72	54.921	1:37.765
71	55.430	1:37.412
54	1:00.678	1:39.175
16	1:11.333	1:39.912
57	1:28.708	1:40.538
18	1:31.837	1:40.609
37	1:31.916	1:40.546
3	1:32.219	1:40.582

LAP 12 @ 14:50:01.932

NO	BEHIND	LAP TIME
70		1:35.468
1	0.654	1:36.256
11	0.762	1:36.023
64	2.344	1:35.536
47	3.085	1:35.532
48	1 Lap	1:45.317
7	12.633	1:35.451
99	13.190	1:36.168
21	18.337	1:37.185
19	50.007	1:38.224
72	56.361	1:37.042
17	56.419	1:37.394
71	56.632	1:36.804
54	1:04.920	1:39.844
16	1:16.065	1:40.334
57	1:34.070	1:40.964
3	1:37.399	1:40.782
37	1:37.557	1:41.243
18	1:38.932	1:42.697

Weather / Track : Cloudy / Dry

Cadwell Park
Circuit Length = 2.1800 miles
Start: 14:30 Flag 14:50 End: 14:51

MCRCB BULLETIN TK123

2019 Bennetts British Superbike Championship - Monster Round 8

2019 HEL Performance British Motostar Championship

RACE 2 - POSITION CHART

No	Name	Lap													
		Pos	1	2	3	4	5	6	7	8	9	10	11	12	
11	JONES	1	1	1	1	1	1	1	1	1	1	1	1	1	70
45	SWANN	2	11	11	11	11	11	11	70	70	70	70	70	70	1
96	PAASCH	3	96	70	70	70	70	70	11	11	11	11	11	11	11
1	RODRIGUEZ	4	70	14	45	45	45	45	45	45	45	45	45	45	64
47	ARCHER	5	14	45	14	14	14	14	64	64	64	64	64	64	47
70	WHATLEY	6	45	47	47	47	47	64	47	47	47	47	47	47	7
14	NIXON	7	47	99	64	64	64	47	7	7	7	99	99	99	99
21	van de BUNT	8	99	21	99	99	7	7	99	99	99	7	7	21	21
7	BEST	9	7	64	21	7	99	99	21	21	21	21	21	19	19
64	DURHAM	10	21	7	7	21	21	21	19	19	19	19	19	19	72
99	DAVIS	11	64	54	54	54	54	19	54	72	72	72	17	17	17
54	BURMAN	12	54	48	19	19	19	54	72	17	17	17	72	71	71
48	PINFOLD	13	48	19	48	72	72	72	17	71	71	71	71	54	54
72	HORSMAN	14	19	72	72	17	17	17	71	54	54	54	54	16	16
19	OGDEN	15	72	71	71	71	71	71	16	16	16	16	16	57	57
71	FARRER	16	17	17	17	16	16	16	48	57	57	57	57	3	3
17	BOURNE	17	71	16	16	48	48	48	57	48	18	18	18	37	37
16	CLARIDGE	18	16	18	18	57	57	57	18	18	37	37	37	18	18
3	RENDELL	19	18	57	57	18	18	18	37	37	3	3	3	3	3
18	FIELDHOUSE	20	57	37	37	37	37	37	35	3	48	48	48	48	48
57	HIATT	21	37	35	3	3	35	35	3						
37	TINKER	22	35	3	35	35	3	3							
35	KNIGHT	23	3												

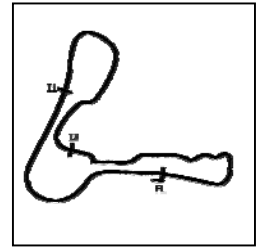
Weather / Track : Cloudy / Dry

Results can be found at www.tsl-timing.com

Cadwell Park
 Circuit Length = 2.1800 miles
 Start: 14:30 Flag 14:50 End: 14:51

Printed - 14:54 Saturday, 17 August 2019

RACE 2 - SECTOR ANALYSIS



SECTOR 1 = FL to I1, SECTOR 2 = I1 to I2, SECTOR 3 = I2 to FL, DIFF = Difference To Personal Best Lap, P = Crossed Finish Line in Pit Lane, D = Time Disallowed

P1		70		Joshua WHATLEY		KTM - KRP					
IDEAL LAP TIME : 1:34.034		BEST LAP TIME : 1:34.298		DIFFERENCE : 0.264							
LAP	SECTOR 1		SECTOR 2		SECTOR 3		LAP TIME	MPH	DIFF	TIME OF DAY	
1 -		128.8		30.491		40.512	115.1	1:41.947	76.98	7.649	14:32:38.740
2 -	25.051	129.0		30.542		39.696	114.9	1:35.289	82.36	0.991	14:34:14.029
3 -	25.067	128.8		30.267		39.574	113.7	1:34.908	82.69	0.610	14:35:48.937
4 -	25.016	127.5		30.087		39.481	113.9	1:34.584	82.97	0.286	14:37:23.521
5 -	25.365	118.3		30.085		39.599	114.5	1:35.049	82.56	0.751	14:38:58.570
6 -	25.107	129.8		29.965		39.226	114.1	1:34.298 (1)	83.22		14:40:32.868
7 -	25.092	127.3		29.944		39.355	113.9	1:34.391 (3)	83.14	0.093	14:42:07.259
8 -	25.275	124.9		29.997		39.547	114.7	1:34.819	82.76	0.521	14:43:42.078
9 -	25.152	125.6		30.132		39.647	114.5	1:34.931	82.67	0.633	14:45:17.009
10 -	25.081	124.5		29.847		39.397	115.3	1:34.325 (2)	83.20	0.027	14:46:51.334
11 -	25.731	125.6		29.792		39.607	114.7	1:35.130	82.49	0.832	14:48:26.464
12 -	25.190	127.0		29.957		40.321	113.3	1:35.468	82.20	1.170	14:50:01.932

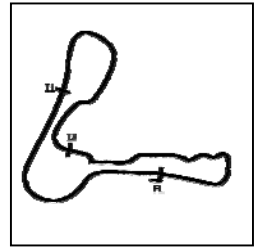
P2		1		Victor RODRIGUEZ		DR Moto - GA Competition					
IDEAL LAP TIME : 1:33.890		BEST LAP TIME : 1:34.252		DIFFERENCE : 0.362							
LAP	SECTOR 1		SECTOR 2		SECTOR 3		LAP TIME	MPH	DIFF	TIME OF DAY	
1 -		126.6		30.275		40.208	112.9	1:41.313	77.46	7.061	14:32:38.106
2 -	25.447	124.5		29.918		39.740	112.7	1:35.105	82.52	0.853	14:34:13.211
3 -	25.522	122.9		29.935		39.588	112.4	1:35.045	82.57	0.793	14:35:48.256
4 -	25.474	122.9		29.717		39.767	112.5	1:34.958	82.64	0.706	14:37:23.214
5 -	25.451	123.8		29.799		39.757	112.7	1:35.007	82.60	0.755	14:38:58.221
6 -	25.251	124.9		29.673		39.328	113.3	1:34.252 (1)	83.26		14:40:32.473
7 -	25.436	123.8		29.654		39.483	112.4	1:34.573 (2)	82.98	0.321	14:42:07.046
8 -	25.499	122.4		29.885		39.528	112.7	1:34.912	82.68	0.660	14:43:41.958
9 -	25.364	127.3		29.724		39.608	112.5	1:34.696	82.87	0.444	14:45:16.654
10 -	25.353	123.8		29.664		39.567	113.1	1:34.584 (3)	82.97	0.332	14:46:51.238
11 -	25.652	123.3		29.682		39.758	113.3	1:35.092	82.53	0.840	14:48:26.330
12 -	25.358	124.0		29.311		41.587	114.5	1:36.256	81.53	2.004	14:50:02.586

P3		11		Dan JONES		KTM - City Lifting/RS Racing					
IDEAL LAP TIME : 1:33.940		BEST LAP TIME : 1:34.249		DIFFERENCE : 0.309							
LAP	SECTOR 1		SECTOR 2		SECTOR 3		LAP TIME	MPH	DIFF	TIME OF DAY	
1 -		123.8		30.483		40.211	113.5	1:41.419	77.38	7.170	14:32:38.212
2 -	25.384	123.8		30.579		39.627	112.2	1:35.590	82.10	1.341	14:34:13.802
3 -	25.203	124.7		29.963		39.523	112.9	1:34.689 (3)	82.88	0.440	14:35:48.491
4 -	25.316	122.9		29.904		39.681	112.5	1:34.901	82.69	0.652	14:37:23.392
5 -	25.426	124.7		29.845		39.672	113.9	1:34.943	82.66	0.694	14:38:58.335
6 -	25.218	126.8		29.792		39.239	114.1	1:34.249 (1)	83.26		14:40:32.584
7 -	25.458	122.9		29.982		39.351	113.9	1:34.791	82.79	0.542	14:42:07.375
8 -	25.247	124.0		30.079		39.630	113.5	1:34.956	82.64	0.707	14:43:42.331
9 -	25.076	126.8		30.092		39.720	113.7	1:34.888	82.70	0.639	14:45:17.219
10 -	24.909	127.0		29.995		39.482	114.1	1:34.386 (2)	83.14	0.137	14:46:51.605
11 -	25.581	125.6		29.825		39.660	114.9	1:35.066	82.55	0.817	14:48:26.671
12 -	25.055	127.8		29.925		41.043	115.5	1:36.023	81.73	1.774	14:50:02.694

2019 Bennetts British Superbike Championship - Monster Round 8

2019 HEL Performance British Motostar Championship

RACE 2 - SECTOR ANALYSIS



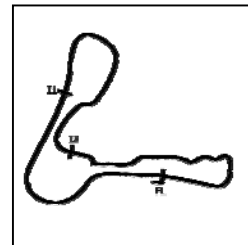
SECTOR 1 = FL to I1, SECTOR 2 = I1 to I2, SECTOR 3 = I2 to FL, DIFF = Difference To Personal Best Lap, P = Crossed Finish Line in Pit Lane, D = Time Disallowed

P4 64		Asher DURHAM		Mahindra - Microlise Cresswell Racing						
IDEAL LAP TIME : 1:34.181		BEST LAP TIME : 1:34.334		DIFFERENCE : 0.153						
LAP	SECTOR 1	SECTOR 2	SECTOR 3	LAP TIME	MPH	DIFF	TIME OF DAY			
1 -		126.8	31.449	40.894	111.4	1:44.359	75.20	10.025	14:32:41.152	
2 -	25.029	127.0	30.270	40.189	112.5	1:35.488	82.18	1.154	14:34:16.640	
3 -	25.018	125.9	29.877	40.072	111.4	1:34.967	82.63	0.633	14:35:51.607	
4 -	25.112	124.9	29.648	39.839	112.5	1:34.599	82.96	0.265	14:37:26.206	
5 -	24.983	125.6	29.714	39.637	113.3	1:34.334 (1)	83.19		14:39:00.540	
6 -	24.989	126.8	29.743	40.295	111.2	1:35.027	82.58	0.693	14:40:35.567	
7 -	25.139	124.0	29.581	40.087	111.2	1:34.807	82.77	0.473	14:42:10.374	
8 -	25.229	123.5	29.695	39.819	111.4	1:34.743	82.83	0.409	14:43:45.117	
9 -	25.087	124.2	29.627	39.819	111.8	1:34.533 (3)	83.01	0.199	14:45:19.650	
10 -	25.104	123.8	29.591	39.757	112.2	1:34.452 (2)	83.09	0.118	14:46:54.102	
11 -	25.185	123.1	29.621	39.832	111.2	1:34.638	82.92	0.304	14:48:28.740	
12 -	25.245	123.8	29.561	40.730	99.4	1:35.536	82.14	1.202	14:50:04.276	

P5 47		Jake ARCHER		KTM - City Lifting/RS Racing						
IDEAL LAP TIME : 1:34.337		BEST LAP TIME : 1:34.482		DIFFERENCE : 0.145						
LAP	SECTOR 1	SECTOR 2	SECTOR 3	LAP TIME	MPH	DIFF	TIME OF DAY			
1 -		126.3	30.790	40.581	112.5	1:42.914	76.25	8.432	14:32:39.707	
2 -	25.399	124.5	30.236	39.893	113.1	1:35.528	82.15	1.046	14:34:15.235	
3 -	25.149	125.2	30.099	40.062	113.1	1:35.310	82.34	0.828	14:35:50.545	
4 -	25.348	124.2	29.850	39.791	112.2	1:34.989	82.62	0.507	14:37:25.534	
5 -	25.282	125.4	29.797	39.564	113.3	1:34.643	82.92	0.161	14:39:00.177	
6 -	25.187	124.5	29.780	41.153	112.9	1:36.120	81.64	1.638	14:40:36.297	
7 -	25.210	123.5	29.699	39.618	112.2	1:34.527 (2)	83.02	0.045	14:42:10.824	
8 -	25.372	122.9	29.824	39.692	111.8	1:34.888	82.70	0.406	14:43:45.712	
9 -	25.245	123.5	29.774	39.569	112.4	1:34.588 (3)	82.97	0.106	14:45:20.300	
10 -	25.196	123.3	29.797	39.489	112.5	1:34.482 (1)	83.06		14:46:54.782	
11 -	25.317	123.1	29.720	39.666	112.4	1:34.703	82.87	0.221	14:48:29.485	
12 -	25.245	123.5	29.702	40.585	111.4	1:35.532	82.15	1.050	14:50:05.017	

P6 7		Edmund BEST		KTM - SymCirrus Motorsport						
IDEAL LAP TIME : 1:35.126		BEST LAP TIME : 1:35.451		DIFFERENCE : 0.325						
LAP	SECTOR 1	SECTOR 2	SECTOR 3	LAP TIME	MPH	DIFF	TIME OF DAY			
1 -		125.9	31.185	40.338	111.6	1:43.716	75.66	8.265	14:32:40.509	
2 -	25.540	123.8	30.828	40.116	111.2	1:36.484	81.34	1.033	14:34:16.993	
3 -	25.876	121.5	30.210	39.837	111.8	1:35.923	81.81	0.472	14:35:52.916	
4 -	25.698	124.0	30.206	39.566	111.6	1:35.470 (2)	82.20	0.019	14:37:28.386	
5 -	25.477	124.0	30.280	39.760	110.7	1:35.517 (3)	82.16	0.066	14:39:03.903	
6 -	25.730	121.1	30.415	39.705	110.5	1:35.850	81.87	0.399	14:40:39.753	
7 -	25.767	121.1	30.231	39.693	109.8	1:35.691	82.01	0.240	14:42:15.444	
8 -	25.811	120.2	30.205	39.867	109.2	1:35.883	81.85	0.432	14:43:51.327	
9 -	25.874	120.2	30.084	39.791	109.4	1:35.749	81.96	0.298	14:45:27.076	
10 -	25.690	119.8	30.757	39.634	112.5	1:36.081	81.68	0.630	14:47:03.157	
11 -	25.702	122.9	30.224	40.031	111.4	1:35.957	81.78	0.506	14:48:39.114	
12 -	25.619	122.6	30.083	39.749	110.5	1:35.451 (1)	82.22		14:50:14.565	

RACE 2 - SECTOR ANALYSIS



SECTOR 1 = FL to I1, SECTOR 2 = I1 to I2, SECTOR 3 = I2 to FL, DIFF = Difference To Personal Best Lap, P = Crossed Finish Line in Pit Lane, D = Time Disallowed

P7 99		Jamie DAVIS		KTM - FPW Racing						
IDEAL LAP TIME : 1:35.269		BEST LAP TIME : 1:35.420		DIFFERENCE : 0.151						
LAP	SECTOR 1		SECTOR 2		SECTOR 3		LAP TIME	MPH	DIFF	TIME OF DAY
1 -		126.1	30.985	40.833	112.5	1:43.416	75.88	7.996	14:32:40.209	
2 -	25.287	125.6	30.299	40.043	112.4	1:35.629	82.06	0.209	14:34:15.838	
3 -	25.393	123.8	30.220	40.610	111.4	1:36.223	81.56	0.803	14:35:52.061	
4 -	25.560	123.8	30.035	40.457	110.9	1:36.052	81.70	0.632	14:37:28.113	
5 -	25.606	122.9	30.856	40.371	111.4	1:36.833	81.04	1.413	14:39:04.946	
6 -	25.498	124.0	30.207	40.215	111.4	1:35.920	81.81	0.500	14:40:40.866	
7 -	25.508	124.2	30.081	40.069	111.2	1:35.658	82.04	0.238	14:42:16.524	
8 -	25.501	122.2	30.027	40.038	111.1	1:35.566 (3)	82.12	0.146	14:43:52.090	
9 -	25.415	123.8	30.022	40.111	111.2	1:35.548 (2)	82.13	0.128	14:45:27.638	
10 -	25.209	125.2	30.077	40.134	111.6	1:35.420 (1)	82.24		14:47:03.058	
11 -	25.610	120.9	30.141	40.145	110.9	1:35.896	81.83	0.476	14:48:38.954	
12 -	25.529	122.0	30.440	40.199	111.8	1:36.168	81.60	0.748	14:50:15.122	

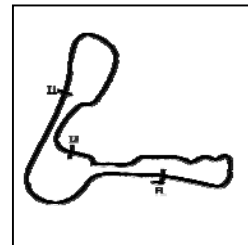
P8 21		Jerry van de BUNT		Honda - Raha61/LJ-Racing						
IDEAL LAP TIME : 1:35.476		BEST LAP TIME : 1:35.726		DIFFERENCE : 0.250						
LAP	SECTOR 1		SECTOR 2		SECTOR 3		LAP TIME	MPH	DIFF	TIME OF DAY
1 -		127.5	31.231	40.810	116.1	1:43.752	75.64	8.026	14:32:40.545	
2 -	25.141	126.8	30.462	40.123	115.1	1:35.726 (1)	81.98		14:34:16.271	
3 -	25.331	126.1	30.455	40.749	111.4	1:36.535	81.29	0.809	14:35:52.806	
4 -	25.632	125.4	30.856	40.157	114.7	1:36.645	81.20	0.919	14:37:29.451	
5 -	25.510	126.3	30.678	40.311	114.5	1:36.499	81.32	0.773	14:39:05.950	
6 -	25.470	125.2	30.337	40.142	114.9	1:35.949 (2)	81.79	0.223	14:40:41.899	
7 -	25.380	125.9	30.383	40.227	113.9	1:35.990 (3)	81.75	0.264	14:42:17.889	
8 -	25.444	124.5	30.346	40.279	113.9	1:36.069	81.69	0.343	14:43:53.958	
9 -	25.377	124.7	30.212	40.449	113.7	1:36.038	81.71	0.312	14:45:29.996	
10 -	25.517	124.2	30.364	40.394	114.1	1:36.275	81.51	0.549	14:47:06.271	
11 -	25.715	124.2	30.675	40.423	113.9	1:36.813	81.06	1.087	14:48:43.084	
12 -	25.838	124.0	30.643	40.704	113.9	1:37.185	80.75	1.459	14:50:20.269	

P9 19 S		Scott OGDEN		Honda - Premium Motorhomes Scott Ogden Racing						
IDEAL LAP TIME : 1:36.287		BEST LAP TIME : 1:36.287		DIFFERENCE : 0.000						
LAP	SECTOR 1		SECTOR 2		SECTOR 3		LAP TIME	MPH	DIFF	TIME OF DAY
1 -		117.7	30.754	40.862	104.2	2:03.657	63.46	27.370	14:33:00.450	
2 -	26.769	116.1	30.973	41.191	104.2	1:38.933	79.32	2.646	14:34:39.383	
3 -	26.743	116.1	30.381	40.983	104.2	1:38.107	79.99	1.820	14:36:17.490	
4 -	26.595	112.7	30.274	40.175	104.0	1:37.044	80.87	0.757	14:37:54.534	
5 -	26.491	113.7	30.212	40.143	104.2	1:36.846 (2)	81.03	0.559	14:39:31.380	
6 -	26.431	114.1	30.211	40.527	104.3	1:37.169	80.76	0.882	14:41:08.549	
7 -	26.544	113.3	30.005	40.297	104.3	1:36.846 (2)	81.03	0.559	14:42:45.395	
8 -	26.340	113.7	29.938	40.009	104.3	1:36.287 (1)	81.50		14:44:21.682	
9 -	26.524	113.3	30.234	40.249	103.8	1:37.007	80.90	0.720	14:45:58.689	
10 -	26.497	113.1	30.332	40.416	104.3	1:37.245	80.70	0.958	14:47:35.934	
11 -	26.672	113.1	30.518	40.591	103.7	1:37.781	80.26	1.494	14:49:13.715	
12 -	26.814	111.8	30.487	40.923	104.0	1:38.224	79.89	1.937	14:50:51.939	

2019 Bennetts British Superbike Championship - Monster Round 8

2019 HEL Performance British Motostar Championship

RACE 2 - SECTOR ANALYSIS



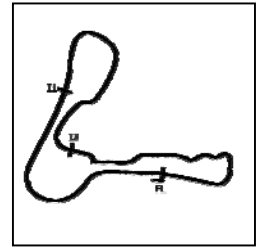
SECTOR 1 = FL to I1, SECTOR 2 = I1 to I2, SECTOR 3 = I2 to FL, DIFF = Difference To Personal Best Lap, P = Crossed Finish Line in Pit Lane, D = Time Disallowed

P10 72 S		Cameron HORSMAN		Honda - Nova Racing/SP 125					
IDEAL LAP TIME : 1:36.724		BEST LAP TIME : 1:37.042		DIFFERENCE : 0.318					
LAP	SECTOR 1	SECTOR 2	SECTOR 3	LAP TIME	MPH	DIFF	TIME OF DAY		
1 -		114.9	31.079	40.639	107.3	2:03.705	63.44	26.663	14:33:00.498
2 -	26.680	114.5	31.243	41.065	107.3	1:38.988	79.28	1.946	14:34:39.486
3 -	26.630	114.3	30.897	41.083	105.5	1:38.610	79.58	1.568	14:36:18.096
4 -	26.954	116.1	30.448	40.313	106.0	1:37.715	80.31	0.673	14:37:55.811
5 -	26.597	115.1	30.558	40.122	105.8	1:37.277 (2)	80.67	0.235	14:39:33.088
6 -	26.500	115.5	30.475	40.486	106.1	1:37.461 (3)	80.52	0.419	14:41:10.549
7 -	26.262	117.1	30.964	41.954	105.8	1:39.180	79.12	2.138	14:42:49.729
8 -	26.435	117.3	30.861	40.583	105.3	1:37.879	80.18	0.837	14:44:27.608
9 -	26.568	114.3	30.883	40.569	104.3	1:38.020	80.06	0.978	14:46:05.628
10 -	26.509	114.7	30.743	40.606	105.3	1:37.858	80.19	0.816	14:47:43.486
11 -	26.597	114.7	30.875	40.293	107.5	1:37.765	80.27	0.723	14:49:21.251
12 -	26.376	117.9	30.340	40.326	106.6	1:37.042 (1)	80.87		14:50:58.293

P11 17 S		Franco BOURNE		Honda - Franco Bourne / SP125					
IDEAL LAP TIME : 1:36.716		BEST LAP TIME : 1:37.074		DIFFERENCE : 0.358					
LAP	SECTOR 1	SECTOR 2	SECTOR 3	LAP TIME	MPH	DIFF	TIME OF DAY		
1 -		115.9	31.007	41.113	105.0	2:04.529	63.02	27.455	14:33:01.322
2 -	26.557	117.3	31.377	40.905	106.1	1:38.839	79.40	1.765	14:34:40.161
3 -	26.337	115.7	30.930	41.060	107.0	1:38.327	79.81	1.253	14:36:18.488
4 -	26.957	115.1	30.515	40.438	103.7	1:37.910	80.15	0.836	14:37:56.398
5 -	26.298	115.3	30.608	40.395	103.8	1:37.301 (3)	80.65	0.227	14:39:33.699
6 -	26.297	113.3	30.408	40.589	105.1	1:37.294 (2)	80.66	0.220	14:41:10.993
7 -	26.160	115.3	30.868	41.803	106.6	1:38.831	79.40	1.757	14:42:49.824
8 -	26.593	115.5	30.923	40.631	104.2	1:38.147	79.96	1.073	14:44:27.971
9 -	26.475	113.5	30.822	40.680	104.5	1:37.977	80.10	0.903	14:46:05.948
10 -	26.361	114.7	30.882	40.692	104.6	1:37.935	80.13	0.861	14:47:43.883
11 -	26.249	116.3	30.461	40.364	104.3	1:37.074 (1)	80.84		14:49:20.957
12 -	26.565	112.5	30.192	40.637	104.2	1:37.394	80.58	0.320	14:50:58.351

P12 71 S		Charlie FARRER		Honda - Banks Racing/MotoEngineering					
IDEAL LAP TIME : 1:36.647		BEST LAP TIME : 1:36.804		DIFFERENCE : 0.157					
LAP	SECTOR 1	SECTOR 2	SECTOR 3	LAP TIME	MPH	DIFF	TIME OF DAY		
1 -		120.9	31.049	41.051	108.7	2:04.587	62.99	27.783	14:33:01.380
2 -	26.301	117.7	31.394	40.779	107.3	1:38.474	79.69	1.670	14:34:39.854
3 -	26.356	115.3	30.982	41.053	108.5	1:38.391	79.76	1.587	14:36:18.245
4 -	27.142	117.7	30.947	40.324	107.2	1:38.413	79.74	1.609	14:37:56.658
5 -	26.652	116.9	30.566	40.210	106.8	1:37.428	80.55	0.624	14:39:34.086
6 -	26.304	115.9	30.596	40.333	107.7	1:37.233 (2)	80.71	0.429	14:41:11.319
7 -	26.392	117.7	30.458	41.752	108.9	1:38.602	79.59	1.798	14:42:49.921
8 -	26.636	119.4	30.966	40.577	107.2	1:38.179	79.93	1.375	14:44:28.100
9 -	26.542	116.7	30.756	40.653	107.7	1:37.951	80.12	1.147	14:46:06.051
10 -	26.267	118.1	30.989	41.041	106.0	1:38.297	79.84	1.493	14:47:44.348
11 -	26.565	116.5	30.508	40.339	107.3	1:37.412 (3)	80.56	0.608	14:49:21.760
12 -	26.336	115.3	30.170	40.298	108.0	1:36.804 (1)	81.07		14:50:58.564

RACE 2 - SECTOR ANALYSIS



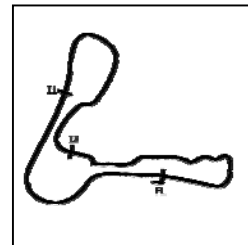
SECTOR 1 = FL to I1, SECTOR 2 = I1 to I2, SECTOR 3 = I2 to FL, DIFF = Difference To Personal Best Lap, P = Crossed Finish Line in Pit Lane, D = Time Disallowed

P13 54		Sam BURMAN		KTM - TeamWNT Burman Racing						
IDEAL LAP TIME : 1:38.972		BEST LAP TIME : 1:39.030		DIFFERENCE : 0.058						
LAP	SECTOR 1		SECTOR 2		SECTOR 3		LAP TIME	MPH	DIFF	TIME OF DAY
1 -		124.2	32.179	42.302	111.8	1:47.433	73.05	8.403	14:32:44.226	
2 -	26.412	123.1	31.666	42.246	110.9	1:40.324	78.22	1.294	14:34:24.550	
3 -	26.414	121.5	32.009	42.201	111.1	1:40.624	77.99	1.594	14:36:05.174	
4 -	26.590	122.2	31.696	46.306	110.9	1:44.592	75.03	5.562	14:37:49.766	
5 -	26.553	122.2	31.801	41.784	111.4	1:40.138	78.37	1.108	14:39:29.904	
6 -	26.349	122.4	31.648	41.995	111.4	1:39.992	78.48	0.962	14:41:09.896	
7 -	26.204	123.8	31.598	41.741	111.4	1:39.543	78.84	0.513	14:42:49.439	
8 -	26.367	122.9	32.094	41.613	112.4	1:40.074	78.42	1.044	14:44:29.513	
9 -	26.251	124.0	31.260	41.519	111.8	1:39.030 (1)	79.24		14:46:08.543	
10 -	26.276	123.1	31.343	41.671	112.5	1:39.290 (3)	79.04	0.260	14:47:47.833	
11 -	26.302	123.1	31.249	41.624	112.4	1:39.175 (2)	79.13	0.145	14:49:27.008	
12 -	26.267	122.6	31.524	42.053	111.8	1:39.844	78.60	0.814	14:51:06.852	

P14 16 S		Harvey CLARIDGE		Honda - Nova Racing/SP 125						
IDEAL LAP TIME : 1:38.771		BEST LAP TIME : 1:38.865		DIFFERENCE : 0.094						
LAP	SECTOR 1		SECTOR 2		SECTOR 3		LAP TIME	MPH	DIFF	TIME OF DAY
1 -		117.9	31.533	41.631	105.8	2:05.599	62.48	26.734	14:33:02.392	
2 -	26.555	115.7	30.923	41.387	105.6	1:38.865 (1)	79.38		14:34:41.257	
3 -	26.629	114.9	31.101	41.512	105.8	1:39.242	79.08	0.377	14:36:20.499	
4 -	26.663	115.9	31.207	41.363	104.8	1:39.233	79.08	0.368	14:37:59.732	
5 -	26.729	113.9	30.950	41.502	105.1	1:39.181 (2)	79.12	0.316	14:39:38.913	
6 -	26.852	113.3	31.284	41.635	105.1	1:39.771	78.66	0.906	14:41:18.684	
7 -	26.872	113.3	30.853	41.467	104.8	1:39.192 (3)	79.11	0.327	14:42:57.876	
8 -	26.974	112.4	31.148	41.660	105.5	1:39.782	78.65	0.917	14:44:37.658	
9 -	26.927	112.9	31.525	41.694	104.5	1:40.146	78.36	1.281	14:46:17.804	
10 -	26.814	112.9	31.156	41.977	104.8	1:39.947	78.52	1.082	14:47:57.751	
11 -	26.869	113.1	31.271	41.772	105.1	1:39.912	78.54	1.047	14:49:37.663	
12 -	27.153	112.0	31.358	41.823	104.5	1:40.334	78.21	1.469	14:51:17.997	

P15 57 S		Josh HIATT		Honda - Sorrymate.com						
IDEAL LAP TIME : 1:39.967		BEST LAP TIME : 1:40.298		DIFFERENCE : 0.331						
LAP	SECTOR 1		SECTOR 2		SECTOR 3		LAP TIME	MPH	DIFF	TIME OF DAY
1 -		115.3	31.678	42.859	104.6	2:08.122	61.25	27.824	14:33:04.915	
2 -	27.051	112.7	31.885	42.752	103.7	1:41.688	77.17	1.390	14:34:46.603	
3 -	27.523	110.9	31.383	42.175	103.8	1:41.081	77.64	0.783	14:36:27.684	
4 -	27.579	110.9	31.700	42.011	101.9	1:41.290	77.48	0.992	14:38:08.974	
5 -	27.484	110.9	31.718	41.907	103.2	1:41.109	77.61	0.811	14:39:50.083	
6 -	27.438	111.1	31.199	41.999	103.0	1:40.636	77.98	0.338	14:41:30.719	
7 -	27.377	111.6	31.455	42.593	103.7	1:41.425	77.37	1.127	14:43:12.144	
8 -	27.589	110.5	31.391	42.565	102.6	1:41.545	77.28	1.247	14:44:53.689	
9 -	27.389	109.8	31.121	42.003	102.4	1:40.513 (2)	78.08	0.215	14:46:34.202	
10 -	27.371	110.1	31.009	41.918	102.6	1:40.298 (1)	78.24		14:48:14.500	
11 -	27.381	110.3	31.185	41.972	103.0	1:40.538 (3)	78.06	0.240	14:49:55.038	
12 -	27.647	109.8	31.263	42.054	104.0	1:40.964	77.73	0.666	14:51:36.002	

RACE 2 - SECTOR ANALYSIS



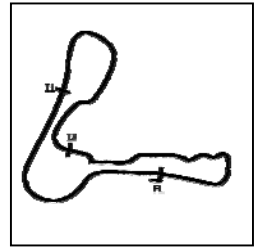
SECTOR 1 = FL to I1, SECTOR 2 = I1 to I2, SECTOR 3 = I2 to FL, DIFF = Difference To Personal Best Lap, P = Crossed Finish Line in Pit Lane, D = Time Disallowed

P16		3 S		Louis RENDELL		Honda - Microlise Cresswell Racing				
IDEAL LAP TIME : 1:39.708		BEST LAP TIME : 1:40.582		DIFFERENCE : 0.874						
LAP	SECTOR 1	SECTOR 2	SECTOR 3	LAP TIME	MPH	DIFF	TIME OF DAY			
1 -		116.9	32.644	42.510	105.5	2:08.919	60.87	28.337	14:33:05.712	
2 -	27.238	112.4	32.307	41.881	106.0	1:41.426	77.37	0.844	14:34:47.138	
3 -	27.328	111.2	32.117	41.871	104.6	1:41.316	77.46	0.734	14:36:28.454	
4 -	27.170	111.8	32.457	42.604	104.2	1:42.231	76.76	1.649	14:38:10.685	
5 -	27.314	112.5	32.127	42.616	103.7	1:42.057	76.89	1.475	14:39:52.742	
6 -	27.055	111.1	31.709	41.819	105.5	1:40.583 (2)	78.02	0.001	14:41:33.325	
7 -	27.227	115.3	31.803	42.375	104.8	1:41.405	77.39	0.823	14:43:14.730	
8 -	27.124	115.1	31.899	42.080	106.1	1:41.103	77.62	0.521	14:44:55.833	
9 -	27.584	114.3	31.519	41.880	104.0	1:40.983	77.71	0.401	14:46:36.816	
10 -	26.936	114.3	31.592	42.623	104.5	1:41.151	77.58	0.569	14:48:17.967	
11 -	27.379	111.6	31.256	41.947	105.1	1:40.582 (1)	78.02		14:49:58.549	
12 -	27.492	110.9	31.774	41.516	103.0	1:40.782 (3)	77.87	0.200	14:51:39.331	

P17		37 S		Corey TINKER		Honda - Microlise Cresswell Racing				
IDEAL LAP TIME : 1:40.033		BEST LAP TIME : 1:40.546		DIFFERENCE : 0.513						
LAP	SECTOR 1	SECTOR 2	SECTOR 3	LAP TIME	MPH	DIFF	TIME OF DAY			
1 -		117.7	32.784	42.307	107.2	2:08.292	61.17	27.746	14:33:05.085	
2 -	27.025	117.3	32.199	42.390	106.8	1:41.614	77.23	1.068	14:34:46.699	
3 -	27.403	112.2	32.089	41.832	105.8	1:41.324	77.45	0.778	14:36:28.023	
4 -	27.287	115.1	32.468	42.537	107.0	1:42.292	76.72	1.746	14:38:10.315	
5 -	27.378	113.1	31.970	42.288	107.3	1:41.636	77.21	1.090	14:39:51.951	
6 -	27.412	113.9	31.621	41.970	106.1	1:41.003 (3)	77.70	0.457	14:41:32.954	
7 -	27.316	115.9	31.733	42.415	105.1	1:41.464	77.34	0.918	14:43:14.418	
8 -	27.208	115.7	31.774	42.146	108.9	1:41.128	77.60	0.582	14:44:55.546	
9 -	27.598	117.7	31.432	41.909	107.3	1:40.939 (2)	77.75	0.393	14:46:36.485	
10 -	27.070	114.9	31.505	42.640	106.5	1:41.215	77.53	0.669	14:48:17.700	
11 -	27.175	115.7	31.447	41.924	108.5	1:40.546 (1)	78.05		14:49:58.246	
12 -	27.294	114.3	32.373	41.576	105.8	1:41.243	77.51	0.697	14:51:39.489	

P18		18 S		Jodie FIELDHOUSE		Honda - Go Pink Racing				
IDEAL LAP TIME : 1:40.380		BEST LAP TIME : 1:40.609		DIFFERENCE : 0.229						
LAP	SECTOR 1	SECTOR 2	SECTOR 3	LAP TIME	MPH	DIFF	TIME OF DAY			
1 -		117.7	32.217	42.761	105.3	2:07.924	61.34	27.315	14:33:04.717	
2 -	26.917	114.9	31.984	42.584	105.0	1:41.485	77.33	0.876	14:34:46.202	
3 -	27.162	113.7	31.649	42.569	105.3	1:41.380	77.41	0.771	14:36:27.582	
4 -	27.676	116.9	32.257	42.687	104.6	1:42.620	76.47	2.011	14:38:10.202	
5 -	27.478	116.9	31.806	42.367	105.8	1:41.651	77.20	1.042	14:39:51.853	
6 -	27.003	115.5	31.440	42.440	105.8	1:40.883 (2)	77.79	0.274	14:41:32.736	
7 -	27.195	115.1	31.526	42.684	105.5	1:41.405	77.39	0.796	14:43:14.141	
8 -	27.072	115.3	31.753	42.481	108.0	1:41.306	77.46	0.697	14:44:55.447	
9 -	27.091	114.3	31.680	42.200	106.0	1:40.971 (3)	77.72	0.362	14:46:36.418	
10 -	26.939	113.9	31.541	42.660	105.0	1:41.140	77.59	0.531	14:48:17.558	
11 -	27.146	114.7	31.296	42.167	106.1	1:40.609 (1)	78.00		14:49:58.167	
12 -	27.329	114.7	32.555	42.813	101.3	1:42.697	76.41	2.088	14:51:40.864	

RACE 2 - SECTOR ANALYSIS



SECTOR 1 = FL to I1, SECTOR 2 = I1 to I2, SECTOR 3 = I2 to FL, DIFF = Difference To Personal Best Lap, P = Crossed Finish Line in Pit Lane, D = Time Disallowed

P19 48		Sharni PINFOLD		Honda - City Lifting/RS Racing						
IDEAL LAP TIME : 1:42.414		BEST LAP TIME : 1:42.414		DIFFERENCE : 0.000						
LAP	SECTOR 1	SECTOR 2	SECTOR 3	LAP TIME	MPH	DIFF	TIME OF DAY			
1 -		115.3	33.230	43.692	105.0	1:51.347	70.48	8.933	14:32:48.140	
2 -	27.943	113.5	33.509	43.591	104.3	1:45.043	74.71	2.629	14:34:33.183	
3 -	27.871	113.1	33.292	43.659	106.3	1:44.822	74.87	2.408	14:36:18.005	
4 -	27.690	116.9	32.769	43.267	105.5	1:43.726	75.66	1.312	14:38:01.731	
5 -	27.832	114.3	32.968	43.095	105.1	1:43.895	75.53	1.481	14:39:45.626	
6 -	27.704	113.3	32.725	42.836	105.0	1:43.265 (3)	75.99	0.851	14:41:28.891	
7 -	27.680	113.7	32.490	42.980	104.6	1:43.150 (2)	76.08	0.736	14:43:12.041	
8 -	27.758	111.4	32.735	42.790	105.8	1:43.283	75.98	0.869	14:44:55.324	
9 -	27.762	114.5	32.627	42.968	105.0	1:43.357	75.93	0.943	14:46:38.681	
10 -	27.541	114.1	32.137	42.736	105.0	1:42.414 (1)	76.63		14:48:21.095	
11 -	27.642	113.7	32.269	45.406	99.1	1:45.317	74.51	2.903	14:50:06.412	

P20 45		Scott SWANN		IFS KTM - IFS Team Swann Racing						
IDEAL LAP TIME : 1:33.743		BEST LAP TIME : 1:34.252		DIFFERENCE : 0.509						
LAP	SECTOR 1	SECTOR 2	SECTOR 3	LAP TIME	MPH	DIFF	TIME OF DAY			
1 -		125.4	30.683	40.304	114.5	1:42.389	76.64	8.137	14:32:39.182	
2 -	25.078	127.5	30.524	40.063	112.5	1:35.665	82.03	1.413	14:34:14.847	
3 -	25.058	125.6	29.823	40.171	112.2	1:35.052	82.56	0.800	14:35:49.899	
4 -	25.298	123.5	29.888	39.388	112.0	1:34.574	82.98	0.322	14:37:24.473	
5 -	25.139	124.2	29.834	39.279	113.9	1:34.252 (1)	83.26		14:38:58.725	
6 -	25.052	128.0	30.122	39.203	113.5	1:34.377 (2)	83.15	0.125	14:40:33.102	
7 -	25.051	125.4	30.077	39.479	112.9	1:34.607	82.95	0.355	14:42:07.709	
8 -	24.950	125.4	30.332	39.435	114.1	1:34.717	82.85	0.465	14:43:42.426	
9 -	25.144	125.6	30.227	39.580	114.1	1:34.951	82.65	0.699	14:45:17.377	
10 -	24.891	127.0	29.956	39.576	113.1	1:34.423 (3)	83.11	0.171	14:46:51.800	
11 -	25.590	124.0	29.784	39.585	115.3	1:34.959	82.64	0.707	14:48:26.759	

P21 35 S		Jeremy KNIGHT		Honda - Jeremy Knight Racing / SP125						
IDEAL LAP TIME : 1:40.456		BEST LAP TIME : 1:40.705		DIFFERENCE : 0.249						
LAP	SECTOR 1	SECTOR 2	SECTOR 3	LAP TIME	MPH	DIFF	TIME OF DAY			
1 -		116.1	32.269	43.142	103.5	2:08.868	60.89	28.163	14:33:05.661	
2 -	27.251	112.4	32.013	42.060	104.3	1:41.324 (2)	77.45	0.619	14:34:46.985	
3 -	27.788	112.9	31.979	42.131	100.0	1:41.898	77.01	1.193	14:36:28.883	
4 -	27.086	113.9	32.242	42.617	104.6	1:41.945	76.98	1.240	14:38:10.828	
5 -	27.195	115.3	31.821	42.581	102.2	1:41.597	77.24	0.892	14:39:52.425	
6 -	27.315	112.7	31.425	41.965	105.3	1:40.705 (1)	77.93		14:41:33.130	
7 -	27.066	113.3	31.452	42.866	103.0	1:41.384 (3)	77.40	0.679	14:43:14.514	

P22 14		Jack NIXON		KTM - Santander Salt						
IDEAL LAP TIME : 1:34.039		BEST LAP TIME : 1:34.400		DIFFERENCE : 0.361						
LAP	SECTOR 1	SECTOR 2	SECTOR 3	LAP TIME	MPH	DIFF	TIME OF DAY			
1 -		122.9	30.665	40.430	114.3	1:42.260	76.74	7.860	14:32:39.053	
2 -	25.143	126.3	30.435	40.004	113.1	1:35.582	82.10	1.182	14:34:14.635	
3 -	25.276	124.0	30.163	40.108	113.7	1:35.547	82.13	1.147	14:35:50.182	
4 -	25.308	125.9	29.917	39.467	113.5	1:34.692 (3)	82.87	0.292	14:37:24.874	
5 -	25.185	126.1	29.835	39.438	114.3	1:34.458 (2)	83.08	0.058	14:38:59.332	
6 -	25.144	126.1	29.945	39.311	113.9	1:34.400 (1)	83.13		14:40:33.732	

P23 96		Brandon PAASCH		KTM - FPW Racing						
IDEAL LAP TIME : 1:35.780		BEST LAP TIME :		DIFFERENCE :						
LAP	SECTOR 1	SECTOR 2	SECTOR 3	LAP TIME	MPH	DIFF	TIME OF DAY			
1 -		125.4	30.396	40.115	113.7	1:41.605	77.24		14:32:38.398	

MCRCB BULLETIN TK125**2019 Bennetts British Superbike Championship - Monster Round 8****2019 HEL Performance British Motostar Championship****RACE 2 - BEST SECTORS**

SECTOR 1			SECTOR 2			SECTOR 3			IDEAL / BEST COMPARISON						
POS	NO	NAME	TIME	NO	NAME	TIME	NO	NAME	TIME	POS	NO	NAME	IDEAL	BEST	DIFF
													PERFECT LAP	1:33.405	
1	45	SWANN	24.891	1	RODRIGUEZ	29.311	45	SWANN	39.203	1	45	SWANN	1:33.743	1:34.252	0.509
2	11	JONES	24.909	64	DURHAM	29.561	70	WHATLEY	39.226	2	1	RODRIGUEZ	1:33.890	1:34.252	0.362
3	64	DURHAM	24.983	14	NIXON	29.585	11	JONES	39.239	3	11	JONES	1:33.940	1:34.249	0.309
4	70	WHATLEY	25.016	45	SWANN	29.649	14	NIXON	39.311	4	70	WHATLEY	1:34.034	1:34.298	0.264
5	21	van de BUNT	25.141	47	ARCHER	29.699	1	RODRIGUEZ	39.328	5	14	NIXON	1:34.039	1:34.400	0.361
6	14	NIXON	25.143	70	WHATLEY	29.792	47	ARCHER	39.489	6	64	DURHAM	1:34.181	1:34.334	0.153
7	47	ARCHER	25.149	11	JONES	29.792	7	BEST	39.566	7	47	ARCHER	1:34.337	1:34.482	0.145
8	99	DAVIS	25.209	19	OGDEN	29.938	64	DURHAM	39.637	8	7	BEST	1:35.126	1:35.451	0.325
9	1	RODRIGUEZ	25.251	99	DAVIS	30.022	19	OGDEN	40.009	9	99	DAVIS	1:35.269	1:35.420	0.151
10	96	PAASCH	25.269	7	BEST	30.083	99	DAVIS	40.038	10	21	van de BUNT	1:35.476	1:35.726	0.250
11	7	BEST	25.477	71	FARRER	30.170	96	PAASCH	40.115	11	96	PAASCH	1:35.780		
12	17	BOURNE	26.160	17	BOURNE	30.192	72	HORSMAN	40.122	12	19	OGDEN	1:36.287	1:36.287	0.000
13	54	BURMAN	26.204	21	van de BUNT	30.212	21	van de BUNT	40.123	13	71	FARRER	1:36.647	1:36.804	0.157
14	72	HORSMAN	26.262	72	HORSMAN	30.340	71	FARRER	40.210	14	17	BOURNE	1:36.716	1:37.074	0.358
15	71	FARRER	26.267	96	PAASCH	30.396	17	BOURNE	40.364	15	72	HORSMAN	1:36.724	1:37.042	0.318
16	19	OGDEN	26.340	16	CLARIDGE	30.853	16	CLARIDGE	41.363	16	16	CLARIDGE	1:38.771	1:38.865	0.094
17	16	CLARIDGE	26.555	57	HIATT	31.009	3	RENDELL	41.516	17	54	BURMAN	1:38.972	1:39.030	0.058
18	18	FIELDHOUSE	26.917	54	BURMAN	31.249	54	BURMAN	41.519	18	3	RENDELL	1:39.708	1:40.582	0.874
19	3	RENDELL	26.936	3	RENDELL	31.256	37	TINKER	41.576	19	57	HIATT	1:39.967	1:40.298	0.331
20	37	TINKER	27.025	18	FIELDHOUSE	31.296	57	HIATT	41.907	20	37	TINKER	1:40.033	1:40.546	0.513
21	57	HIATT	27.051	35	KNIGHT	31.425	35	KNIGHT	41.965	21	18	FIELDHOUSE	1:40.380	1:40.609	0.229
22	35	KNIGHT	27.066	37	TINKER	31.432	18	FIELDHOUSE	42.167	22	35	KNIGHT	1:40.456	1:40.705	0.249
23	48	PINFOLD	27.541	48	PINFOLD	32.137	48	PINFOLD	42.736	23	48	PINFOLD	1:42.414	1:42.414	0.000

Weather / Track : Cloudy / Dry

Cadwell Park

Circuit Length = 2.1800 miles

Start: 14:30 Flag 14:50 End: 14:51

Results can be found at www.tsl-timing.com

Printed - 14:55 Saturday, 17 August 2019

MCRCB BULLETIN TK126**2019 Bennetts British Superbike Championship - Monster Round 8****2019 HEL Performance British Motostar Championship****RACE 2 - BEST SPEEDS**

POS	INTERMEDIATE 1			INTERMEDIATE 2			FINISH LINE		
	NO	NAME	MPH	NO	NAME	MPH	NO	NAME	MPH
1	70	WHATLEY	129.8				21	van de BUNT	116.1
2	45	SWANN	128.0				11	JONES	115.5
3	11	JONES	127.8				70	WHATLEY	115.3
4	21	van de BUNT	127.5				45	SWANN	115.3
5	1	RODRIGUEZ	127.3				1	RODRIGUEZ	114.5
6	64	DURHAM	127.0				14	NIXON	114.3
7	14	NIXON	126.6				96	PAASCH	113.7
8	96	PAASCH	126.6				64	DURHAM	113.3
9	47	ARCHER	126.3				47	ARCHER	113.3
10	99	DAVIS	126.1				7	BEST	112.5
11	7	BEST	125.9				99	DAVIS	112.5
12	54	BURMAN	124.2				54	BURMAN	112.5
13	71	FARRER	120.9				71	FARRER	108.9
14	72	HORSMAN	117.9				37	TINKER	108.9
15	16	CLARIDGE	117.9				18	FIELDHOUSE	108.0
16	19	OGDEN	117.7				72	HORSMAN	107.5
17	37	TINKER	117.7				17	BOURNE	107.0
18	18	FIELDHOUSE	117.7				48	PINFOLD	106.3
19	17	BOURNE	117.3				3	RENDELL	106.1
20	3	RENDELL	116.9				16	CLARIDGE	105.8
21	48	PINFOLD	116.9				35	KNIGHT	105.3
22	35	KNIGHT	116.1				57	HIATT	104.6
23	57	HIATT	115.3				19	OGDEN	104.3

Weather / Track : Cloudy / Dry

Results can be found at www.tsl-timing.com

Cadwell Park
Circuit Length = 2.1800 miles
Start: 14:30 Flag 14:50 End: 14:51
Printed - 14:55 Saturday, 17 August 2019

MCRCB BULLETIN TK127

2019 Bennetts British Superbike Championship - Monster Round 8

2019 HEL Performance British Motostar Championship

RACE 2 - STATISTICS

Competitors Started 23
Planned Start 2019-08-17 @ 14:30:00.000
Actual Start 2019-08-17 @ 14:30:56.792
Finish Time 2019-08-17 @ 14:50:01.931
Track Length 2.1800mi.
Total Laps 252
Total Distance Covered 549.3647mi.

Session Fastest Lap History

NO	CL	NAME	LAP TIME	TIME OF DAY	LAP	VEHICLE
1		Victor RODRIGUEZ	1:35.105	14:34:13.235	2	DR Moto
1		Victor RODRIGUEZ	1:35.045	14:35:48.281	3	DR Moto
11		Dan JONES	1:34.689	14:35:48.510	3	KTM
70		Joshua WHATLEY	1:34.584	14:37:23.546	4	KTM
45		Scott SWANN	1:34.574	14:37:24.498	4	IFS KTM
45		Scott SWANN	1:34.252	14:38:58.749	5	IFS KTM
11		Dan JONES	1:34.249	14:40:32.584	6	KTM

Session Leader History

NO	CL	NAME	FROM LAP	LAPS LED	DISTANCE	VEHICLE
1		Victor RODRIGUEZ	1	11	23.98 miles	DR Moto
70		Joshua WHATLEY	12	1	2.18 miles	KTM

Flag History

TYPE	TIME OF DAY
GREEN	14:30:56.792
FINISH	14:50:01.931

Flag Statistics

TYPE	COUNT	TOTAL LAPS	TOTAL TIME
Green	1	12	21:00.555
Red	0	0	0.000
Safety Car	0	0	0.000
FCY	0	0	0.000

Weather / Track : Cloudy / Dry

These results are provisional until the conclusion of any judicial and technical matters.

Cadwell Park

Circuit Length = 2.1800 miles

Start: 14:30 Flag 14:50 End: 14:51

Race Director :	Stewards :	Timekeeper :
-----------------	------------	--------------

MCRCB BULLETIN TK127

2019 Bennetts British Superbike Championship - Monster Round 8

2019 HEL Performance British Motostar Championship

RACE 2 - STATISTICS

CLASS :

13 Starters

Fastest Lap History

NO	NAME	LAP TIME	TIME OF DAY	LAP	VEHICLE
1	Victor RODRIGUEZ	1:35.105	14:34:13.235	2	DR Moto
1	Victor RODRIGUEZ	1:35.045	14:35:48.281	3	DR Moto
11	Dan JONES	1:34.689	14:35:48.510	3	KTM
70	Joshua WHATLEY	1:34.584	14:37:23.546	4	KTM
45	Scott SWANN	1:34.574	14:37:24.498	4	IFS KTM
45	Scott SWANN	1:34.252	14:38:58.749	5	IFS KTM
11	Dan JONES	1:34.249	14:40:32.584	6	KTM

Leader History

NO	NAME	FROM LAP	LAPS LED	DISTANCE	VEHICLE
1	Victor RODRIGUEZ	1	11	23.98 miles	DR Moto
70	Joshua WHATLEY	12	1	2.18 miles	KTM

Weather / Track : Cloudy / Dry

These results are provisional until the conclusion of any judicial and technical matters.

Cadwell Park

Circuit Length = 2.1800 miles

Start: 14:30 Flag 14:50 End: 14:51

Race Director :	Stewards :	Timekeeper :
-----------------	------------	--------------

MCRCB BULLETIN TK127

2019 Bennetts British Superbike Championship - Monster Round 8

2019 HEL Performance British Motostar Championship

RACE 2 - STATISTICS

CLASS : S

10 Starters

Fastest Lap History

NO	NAME	LAP TIME	TIME OF DAY	LAP	VEHICLE
19	Scott OGDEN	1:38.933	14:34:39.409	2	Honda
71	Charlie FARRER	1:38.474	14:34:39.879	2	Honda
19	Scott OGDEN	1:38.107	14:36:17.516	3	Honda
19	Scott OGDEN	1:37.044	14:37:54.560	4	Honda
19	Scott OGDEN	1:36.846	14:39:31.406	5	Honda
19	Scott OGDEN	1:36.287	14:44:21.708	8	Honda

Leader History

NO	NAME	FROM LAP	LAPS LED	DISTANCE	VEHICLE
19	Scott OGDEN	1	12	26.16 miles	Honda

Weather / Track : Cloudy / Dry

These results are provisional until the conclusion of any judicial and technical matters.

Cadwell Park

Circuit Length = 2.1800 miles

Start: 14:30 Flag 14:50 End: 14:51

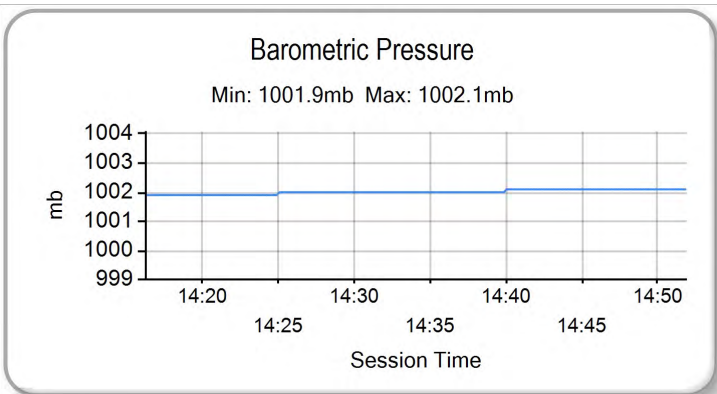
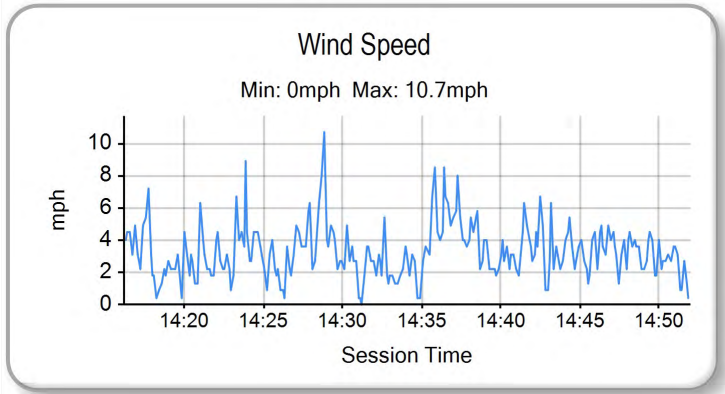
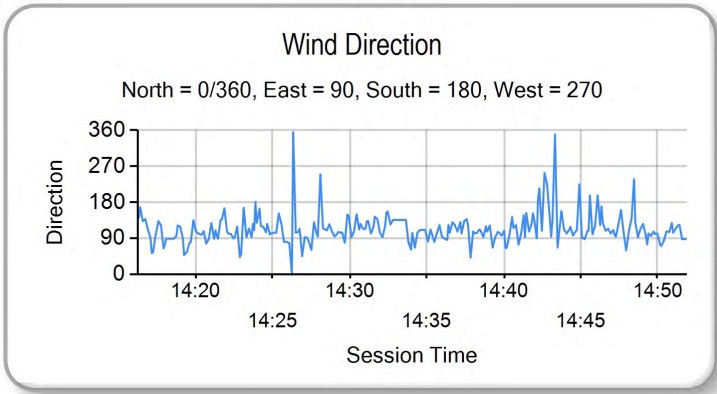
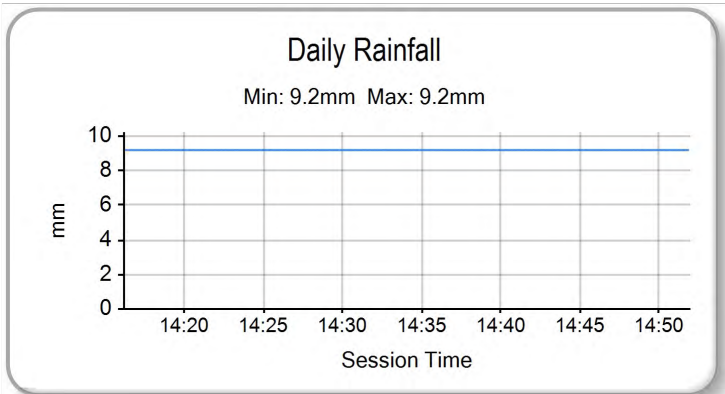
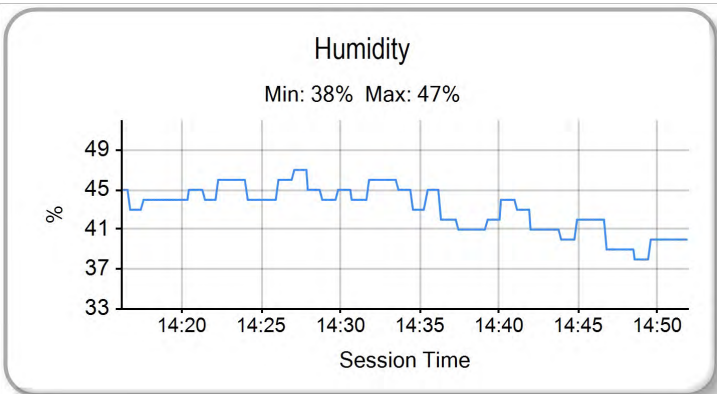
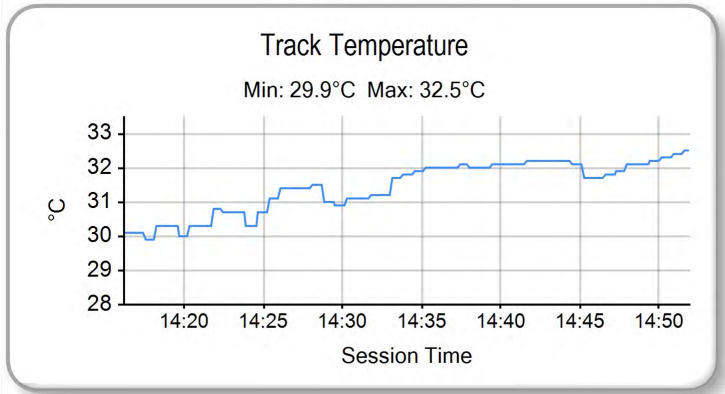
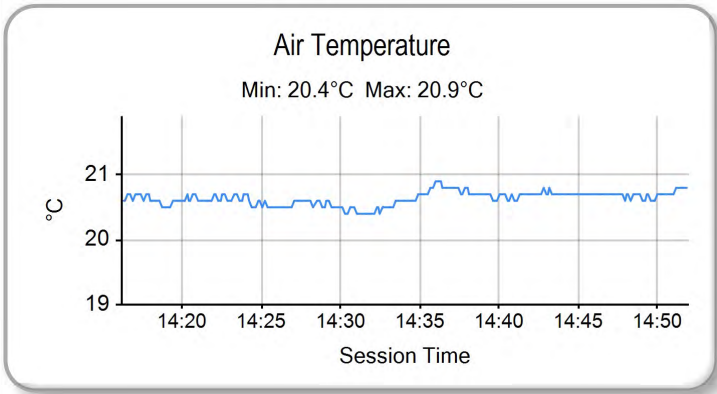
Race Director :	Stewards :	Timekeeper :
-----------------	------------	--------------

MCRCB BULLETIN TK128

2019 Bennetts British Superbike Championship - Monster Round 8

2019 HEL Performance British Motostar Championship

RACE 2 - WEATHER CONDITIONS



Weather / Track : Cloudy / Dry

Results can be found at www.tsl-timing.com

Cadwell Park
Circuit Length = 2.1800 miles
Start: 14:30 Flag 14:50 End: 14:51

Printed - 14:56 Saturday, 17 August 2019



2019 HEL Performance British Motostar Championship
MOTO 3 GP POINTS AFTER ROUND 9

		TOTAL	GAP	DIFF																			Wins	Seconds	Thirds																
					1	2	3	4	5	6	7	8	9	10	11	12	13	14	15	16	17	18																			
						4th-6th May		Oulton Park International		14th-16th June		Brands Hatch GP		28th-30th June		Knockhill		2nd-3rd August		Thruxton		16th-18th August		Cadwell Park		6th-8th September		Oulton Park International		20th-22nd September		TT Circuit Assen		4th-6th October		Donington Park GP		18th-20th October		Brands Hatch GP	
1	Brandon PAASCH	155			25	25	20	25	20	20	20																									3	4	0			
2	Asher DURHAM	137	18		13	13	13	13	11	11	25	25	13																							2	0	0			
3	Joshua WHATLEY	111	44	26	11	10	9	11	13	16	16	25																								1	0	2			
4	Victor RODRIGUEZ	110	45	1			11	16	25	25	13	20																								2	1	1			
5	Scott SWANN	101	54	9	20	16	16		16	20	13																									0	2	3			
6	Dan JONES	88	67	13		20	25				11	16	16																							1	1	2			
7	Edmund BEST	72	83	16	10	11	8		10	13	10	10																								0	0	0			
8	Sam BURMAN	65	90	7	6	8	3	6	7	8	9	11	7																							0	0	0			
9	Jamie DAVIS	61	94	4	9	9	6	9	9	10			9																							0	0	0			
10	Sharni PINFOLD	50	105	11	7	6	5	8			8	10	6																							0	0	0			
11	Jack NIXON	46	109	4	16		10	20																												0	1	1			
12	Harry LEIGH	38	117	8	8	7	1	5	8	9																										0	0	0			
13	Jerry Van de BUNT	25	130	13			7	10					8																							0	0	0			
14	Connor SELLORS	21	134	4	5	5	4	7																												0	0	0			
15	Thomas SNOW	16	139	5							7	9																								0	0	0			
16	Jake ARCHER	11	144	5									11																							0	0	0			
17	Bradley WILSON	10	145	1	4				6																											0	0	0			
18	Raul RODRIGUEZ	6	149	4			2	4																												0	0	0			
19		0	155	6																																0	0	0			
20		0	155	0																																0	0	0			
21		0	155	0																																0	0	0			
22		0	155	0																																0	0	0			
23		0	155	0																																0	0	0			
24		0	155	0																																0	0	0			
25		0	155	0																																0	0	0			

2019 HEL Performance British Motostar Championship
MOTO 3 STANDARD POINTS AFTER ROUND 9

		TOTAL	GAP	DIFF	Rounds																		Wins	Seconds	Thirds	
					1	2	3	4	5	6	7	8	9	10	11	12	13	14	15	16	17	18				
					4th-6th May	Oulton Park International	14th-16th June	Brands Hatch GP	28th-30th June	Knockhill	2nd-3rd August	Thruxton	16th-18th August	Cadwell Park	6th-8th September	Oulton Park International	20th-22nd September	TT Circuit Assen	4th-6th October	Donington Park GP	18th-20th October	Brands Hatch GP				
1	Cameron HORSMAN	150			25	20	20	20	25	20			20											2	5	0
2	Scott OGDEN	147	3		20	25	25	25	20	7			25											4	2	0
3	Franco BOURNE	146	4	1	11	13	11	16	13	16	25	25	16											2	0	3
4	Josh HIATT	84	66	62	6	9	8		11	11	13	16	10											0	0	1
5	Harvey CLARIDGE	82	68	2	10	10	10		16	25			11											1	0	1
6	Charlie FARRER	74	76	8	16	16	16		13				13											0	0	3
7	Jodie FIELDHOUSE	64	86	10	5	7	9				16	20	7											0	1	1
8	Jeremy KNIGHT	53	97	11	9			11			20	13												0	1	0
9	Rhys IRWIN	50	100	3	13	11	13	13																0	0	0
10	Corey TINKER	44	106	6	7	4	6	9	10				8											0	0	0
11	Annabel THOMAS	40	110	4	8	8	7	10	7															0	0	0
12	Ross MAGUIRE	32	118	8			5	8	9	10														0	0	0
13	Kyal TINKER	32	118	0	4	5	2	7	6	8														0	0	0
14	Jamie LYONS	23	127	9		6			8	9														0	0	0
15	Calum BEACH	14	136	9	3	3	3	5																0	0	0
16	Bradley WILSON	11	139	3							11													0	0	0
17	Ash BARNES	10	140	1			4	6																0	0	0
18	Louis RENDALL	9	141	1								9												0	0	0
19		0	150	9																				0	0	0
20		0	150	0																				0	0	0
21		0	150	0																				0	0	0
22		0	150	0																				0	0	0
23		0	150	0																				0	0	0
24		0	150	0																				0	0	0
25		0	150	0																				0	0	0



ROW 10	28	35	Jeremy KNIGHT	1:40.705	1		1						
ROW 9	25	37	Corey TINKER	1:40.546	26	3	Louis RENDELL	1:40.582	27	18	Jodie FIELDHOUSE	1:40.609	
ROW 8		22	17	Franco BOURNE	1:37.074	23	16	Harvey CLARIDGE	1:38.865	24	57	Josh HIATT	1:40.298
ROW 7	19	19	Scott OGDEN	1:36.287	20	71	Charlie FARRER	1:36.804	21	72	Cameron HORSMAN	1:37.042	
ROW 6		16				17				18			
ROW 5	13	48	Sharni PINFOLD	1:42.414	14				15				
ROW 4		10	7	Edmund BEST	1:35.451	11	21	Jerry van de BUNT	1:35.726	12	54	Sam BURMAN	1:39.030
ROW 3	7	47	Jake ARCHER	1:34.482	8	99	Jamie DAVIS	1:35.420	9	96	Brandon PAASCH		
ROW 2		4	70	Joshua WHATLEY	1:34.298	5	64	Asher DURHAM	1:34.334	6	14	Jack NIXON	1:34.400
ROW 1	1	11	Dan JONES	1:34.249	2	1	Victor RODRIGUEZ	1:34.252	3	45	Scott SWANN	1:34.252	
			Pole										

Cadwell Park
Circuit Length = 2.1800 miles

These results are provisional until the conclusion of any judicial and technical matters.

Race Director :	Stewards :	Timekeeper :
-----------------	------------	--------------

Results can be found at www.britishsuperbike.com

Printed - 14:59 Saturday, 17 August 2019



MCRCB BULLETIN TK202**2019 Bennetts British Superbike Championship - Monster Round 8****2019 HEL Performance British Motostar Championship****WARM UP - CLASSIFICATION**

POS	NO	CL	PIC NAME	NAT	ENTRY	TIME	ON	LAPS	GAP	DIFF	MPH
1	11		1 Dan JONES	GBR	KTM - City Lifting/RS Racing	1:34.369	5	6			83.16
2	96		2 Brandon PAASCH	USA	KTM - FPW Racing	1:34.746	6	6	0.377	0.377	82.83
3	1		3 Victor RODRIGUEZ	ESP	DR Moto - GA Competition	1:34.781	5	6	0.412	0.035	82.80
4	7		4 Edmund BEST	GBR	KTM - SymCirrus Motorsport	1:35.050	6	6	0.681	0.269	82.56
5	64		5 Asher DURHAM	GBR	Mahindra - Microlise Cresswell Racing	1:35.231	5	6	0.862	0.181	82.41
6	47		6 Jake ARCHER	GBR	KTM - City Lifting/RS Racing	1:35.354	6	6	0.985	0.123	82.30
7	21		7 Jerry van de BUNT	NLD	Honda - Raha61/LJ-Racing	1:35.824	4	6	1.455	0.470	81.90
8	45		8 Scott SWANN	GBR	IFS KTM - IFS Team Swann Racing	1:36.043	6	6	1.674	0.219	81.71
9	99		9 Jamie DAVIS	GBR	KTM - FPW Racing	1:36.052	6	6	1.683	0.009	81.70
10	70		10 Joshua WHATLEY	GBR	KTM - KRP	1:36.331	6	6	1.962	0.279	81.46
11	72	S	1 Cameron HORSMAN	GBR	Honda - Nova Racing/SP 125	1:37.232	6	6	2.863	0.901	80.71
12	19	S	2 Scott OGDEN	GBR	Honda - Premium Motorhomes Scott Ogden Racing	1:37.337	6	6	2.968	0.105	80.62
13	14		11 Jack NIXON	GBR	KTM - Santander Salt	1:37.432	6	6	3.063	0.095	80.54
14	71	S	3 Charlie FARRER	GBR	Honda - Banks Racing/MotoEngineering	1:37.556	5	6	3.187	0.124	80.44
15	17	S	4 Franco BOURNE	GBR	Honda - Franco Bourne / SP125	1:37.566	3	6	3.197	0.010	80.43
16	16	S	5 Harvey CLARIDGE	GBR	Honda - Nova Racing/SP 125	1:38.695	4	6	4.326	1.129	79.51
17	35	S	6 Jeremy KNIGHT	GBR	Honda - Jeremy Knight Racing / SP125	1:39.904	5	6	5.535	1.209	78.55
18	54		12 Sam BURMAN	GBR	KTM - TeamWNT Burman Racing	1:40.204	6	6	5.835	0.300	78.32
19	37	S	7 Corey TINKER	GBR	Honda - Microlise Cresswell Racing	1:40.344	5	6	5.975	0.140	78.21
20	3	S	8 Louis RENDELL	GBR	Honda - Microlise Cresswell Racing	1:40.691	5	6	6.322	0.347	77.94
21	57	S	9 Josh HIATT	GBR	Honda - Sorrymate.com	1:41.350	6	6	6.981	0.659	77.43
22	18	S	10 Jodie FIELDHOUSE	GBR	Honda - Go Pink Racing	1:41.430	6	6	7.061	0.080	77.37
23	48		13 Sharni PINFOLD	AUS	Honda - City Lifting/RS Racing	1:41.777	6	6	7.408	0.347	77.11

Weather / Track : Cloudy / Dry

These results are provisional until the conclusion of any judicial and technical matters.

Cadwell Park

Circuit Length = 2.1800 miles

Start: 10:05 Flag 10:15 End: 10:16

Race Director :

Stewards :

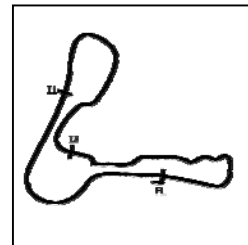
Timekeeper :

Results can be found at www.britishsuperbike.com

Printed - 10:17 Sunday, 18 August 2019



WARM UP - SECTOR ANALYSIS



SECTOR 1 = FL to I1, SECTOR 2 = I1 to I2, SECTOR 3 = I2 to FL, DIFF = Difference To Personal Best Lap, P = Crossed Finish Line in Pit Lane, D = Time Disallowed

P1		11		Dan JONES		KTM - City Lifting/RS Racing				
IDEAL LAP TIME : 1:34.325		BEST LAP TIME : 1:34.369		DIFFERENCE : 0.044						
LAP	SECTOR 1		SECTOR 2		SECTOR 3		LAP TIME	MPH	DIFF	TIME OF DAY
1 -	25.687	124.5	30.758	40.391	113.7	1:36.836	81.04	2.467	10:07:39.636	
2 -	25.056	127.0	30.010	40.498	115.7	1:35.564 (3)	82.12	1.195	10:09:15.200	
3 -	25.253	126.3	30.110	42.247	114.7	1:37.610	80.40	3.241	10:10:52.810	
4 -	25.067	127.3	30.029	40.326	113.9	1:35.422 (2)	82.24	1.053	10:12:28.232	
5 -	25.100	124.9	29.706	39.563	113.7	1:34.369 (1)	83.16		10:14:02.601	
6 -	25.307	124.7	30.256	40.428	113.1	1:35.991	81.75	1.622	10:15:38.592	

P2		96		Brandon PAASCH		KTM - FPW Racing				
IDEAL LAP TIME : 1:34.562		BEST LAP TIME : 1:34.746		DIFFERENCE : 0.184						
LAP	SECTOR 1		SECTOR 2		SECTOR 3		LAP TIME	MPH	DIFF	TIME OF DAY
1 -	27.555	124.2	32.855	42.834	113.1	1:43.244	76.01	8.498	10:07:27.589	
2 -	26.633	127.5	30.369	40.401	113.9	1:37.403	80.57	2.657	10:09:04.992	
3 -	25.195	126.6	30.359	40.239	113.3	1:35.793	81.92	1.047	10:10:40.785	
4 -	25.460	125.4	29.794	40.259	112.7	1:35.513 (2)	82.16	0.767	10:12:16.298	
5 -	25.386	124.2	29.867	40.366	112.7	1:35.619 (3)	82.07	0.873	10:13:51.917	
6 -	25.379	125.2	29.778	39.589	112.7	1:34.746 (1)	82.83		10:15:26.663	

P3		1		Victor RODRIGUEZ		DR Moto - GA Competition				
IDEAL LAP TIME : 1:34.631		BEST LAP TIME : 1:34.781		DIFFERENCE : 0.150						
LAP	SECTOR 1		SECTOR 2		SECTOR 3		LAP TIME	MPH	DIFF	TIME OF DAY
1 -	25.579	126.8	31.408	41.664	112.9	1:38.651	79.55	3.870	10:07:26.559	
2 -	25.466	125.9	30.048	40.620	114.3	1:36.134	81.63	1.353	10:09:02.693	
3 -	25.311	125.6	30.061	39.976	113.5	1:35.348	82.30	0.567	10:10:38.041	
4 -	25.407	124.7	29.961	39.868	113.5	1:35.236 (3)	82.40	0.455	10:12:13.277	
5 -	25.281	126.3	29.781	39.719	115.1	1:34.781 (1)	82.80		10:13:48.058	
6 -	25.863	125.6	29.698	39.652	112.7	1:35.213 (2)	82.42	0.432	10:15:23.271	

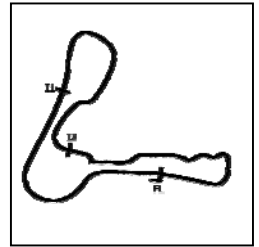
P4		7		Edmund BEST		KTM - SymCirrus Motorsport				
IDEAL LAP TIME : 1:34.953		BEST LAP TIME : 1:35.050		DIFFERENCE : 0.097						
LAP	SECTOR 1		SECTOR 2		SECTOR 3		LAP TIME	MPH	DIFF	TIME OF DAY
1 -	27.461	122.6	32.042	42.951	110.3	1:42.454	76.60	7.404	10:07:26.983	
2 -	26.803	121.1	30.528	40.217	110.7	1:37.548	80.45	2.498	10:09:04.531	
3 -	25.726	123.1	30.652	40.148	111.4	1:36.526	81.30	1.476	10:10:41.057	
4 -	25.565	124.0	30.185	39.943	110.9	1:35.693 (3)	82.01	0.643	10:12:16.750	
5 -	25.541	122.2	30.208	39.775	111.2	1:35.524 (2)	82.15	0.474	10:13:52.274	
6 -	25.638	123.1	29.949	39.463	110.5	1:35.050 (1)	82.56		10:15:27.324	

P5		64		Asher DURHAM		Mahindra - Microlise Cresswell Racing				
IDEAL LAP TIME : 1:34.878		BEST LAP TIME : 1:35.231		DIFFERENCE : 0.353						
LAP	SECTOR 1		SECTOR 2		SECTOR 3		LAP TIME	MPH	DIFF	TIME OF DAY
1 -	25.944	122.2	30.844	41.103	111.4	1:37.891	80.17	2.660	10:07:45.787	
2 -	25.622	124.0	29.982	40.550	112.0	1:36.154	81.61	0.923	10:09:21.941	
3 -	25.357	123.8	29.937	40.671	112.7	1:35.965 (3)	81.78	0.734	10:10:57.906	
4 -	25.388	127.3	30.403	40.908	112.2	1:36.699	81.15	1.468	10:12:34.605	
5 -	25.175	124.9	29.866	40.190	112.2	1:35.231 (1)	82.41		10:14:09.836	
6 -	25.562	125.4	29.711	39.992	112.9	1:35.265 (2)	82.38	0.034	10:15:45.101	

2019 Bennetts British Superbike Championship - Monster Round 8

2019 HEL Performance British Motostar Championship

WARM UP - SECTOR ANALYSIS



SECTOR 1 = FL to I1, SECTOR 2 = I1 to I2, SECTOR 3 = I2 to FL, DIFF = Difference To Personal Best Lap, P = Crossed Finish Line in Pit Lane, D = Time Disallowed

P6 47		Jake ARCHER		KTM - City Lifting/RS Racing						
IDEAL LAP TIME : 1:35.354		BEST LAP TIME : 1:35.354		DIFFERENCE : 0.000						
LAP	SECTOR 1		SECTOR 2		SECTOR 3		LAP TIME	MPH	DIFF	TIME OF DAY
1 -	26.207	121.7	31.586	40.908	112.0	1:38.701	79.51	3.347	10:07:37.301	
2 -	25.621	123.5	30.599	41.893	114.5	1:38.113	79.99	2.759	10:09:15.414	
3 -	26.129	124.5	31.335	42.249	112.7	1:39.713	78.70	4.359	10:10:55.127	
4 -	26.742	123.8	30.190	41.034	111.6	1:37.966 (3)	80.11	2.612	10:12:33.093	
5 -	25.571	122.6	30.198	40.559	111.8	1:36.328 (2)	81.47	0.974	10:14:09.421	
6 -	25.480	123.1	30.028	39.846	111.4	1:35.354 (1)	82.30		10:15:44.775	

P7 21		Jerry van de BUNT		Honda - Raha61/LJ-Racing						
IDEAL LAP TIME : 1:35.706		BEST LAP TIME : 1:35.824		DIFFERENCE : 0.118						
LAP	SECTOR 1		SECTOR 2		SECTOR 3		LAP TIME	MPH	DIFF	TIME OF DAY
1 -	27.241	123.1	31.655	41.540	113.7	1:40.436	78.13	4.612	10:07:20.147	
2 -	25.745	125.2	30.482	40.358	114.3	1:36.585 (3)	81.25	0.761	10:08:56.732	
3 -	25.513	124.7	32.034	41.715	113.9	1:39.262	79.06	3.438	10:10:35.994	
4 -	25.427	124.7	30.153	40.244	113.3	1:35.824 (1)	81.90		10:12:11.818	
5 -	25.309	124.9	30.352	40.402	113.7	1:36.063 (2)	81.69	0.239	10:13:47.881	
6 -	26.578	124.7	30.388	40.412	113.9	1:37.378	80.59	1.554	10:15:25.259	

P8 45		Scott SWANN		IFS KTM - IFS Team Swann Racing						
IDEAL LAP TIME : 1:35.994		BEST LAP TIME : 1:36.043		DIFFERENCE : 0.049						
LAP	SECTOR 1		SECTOR 2		SECTOR 3		LAP TIME	MPH	DIFF	TIME OF DAY
1 -	27.094	125.2	33.186	42.687	112.4	1:42.967	76.21	6.924	10:07:30.064	
2 -	26.074	124.0	32.223	42.216	113.9	1:40.513	78.08	4.470	10:09:10.577	
3 -	26.861	123.3	30.970	40.795	110.9	1:38.626	79.57	2.583	10:10:49.203	
4 -	25.620	123.3	30.552	40.315	111.4	1:36.487 (3)	81.33	0.444	10:12:25.690	
5 -	25.639	122.9	30.425	40.180	110.9	1:36.244 (2)	81.54	0.201	10:14:01.934	
6 -	25.467	123.5	30.347	40.229	110.9	1:36.043 (1)	81.71		10:15:37.977	

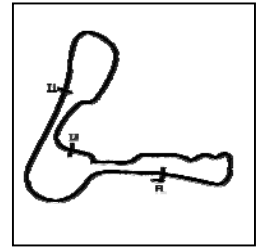
P9 99		Jamie DAVIS		KTM - FPW Racing						
IDEAL LAP TIME : 1:36.042		BEST LAP TIME : 1:36.052		DIFFERENCE : 0.010						
LAP	SECTOR 1		SECTOR 2		SECTOR 3		LAP TIME	MPH	DIFF	TIME OF DAY
1 -	26.516	121.1	31.609	41.503	110.5	1:39.628	78.77	3.576	10:07:18.560	
2 -	25.791	121.5	30.835	40.943	110.3	1:37.569	80.43	1.517	10:08:56.129	
3 -	25.610	122.2	30.407	40.745	110.9	1:36.762	81.10	0.710	10:10:32.891	
4 -	25.533	122.2	30.334	40.567	110.5	1:36.434 (3)	81.38	0.382	10:12:09.325	
5 -	25.552	122.9	30.152	40.408	111.2	1:36.112 (2)	81.65	0.060	10:13:45.437	
6 -	25.501	122.6	30.162	40.389	110.7	1:36.052 (1)	81.70		10:15:21.489	

P10 70		Joshua WHATLEY		KTM - KRP						
IDEAL LAP TIME : 1:36.252		BEST LAP TIME : 1:36.331		DIFFERENCE : 0.079						
LAP	SECTOR 1		SECTOR 2		SECTOR 3		LAP TIME	MPH	DIFF	TIME OF DAY
1 -	26.912	128.8	31.903	42.168	115.5	1:40.983	77.71	4.652	10:07:30.321	
2 -	25.607	129.8	31.572	58.255	114.3	1:55.434	67.98	19.103	10:09:25.755	
3 -	25.589	126.3	30.391	40.766	113.5	1:36.746 (2)	81.12	0.415	10:11:02.501	
4 -	25.688	126.3	31.342	43.438	106.1	1:40.468 (3)	78.11	4.137	10:12:42.969	
5 -	27.052	114.5	32.534	1:02.926	113.1	2:02.512	64.05	26.181	10:14:45.481	
6 -	25.668	125.6	30.121	40.542	113.5	1:36.331 (1)	81.46		10:16:21.812	

2019 Bennetts British Superbike Championship - Monster Round 8

2019 HEL Performance British Motostar Championship

WARM UP - SECTOR ANALYSIS



SECTOR 1 = FL to I1, SECTOR 2 = I1 to I2, SECTOR 3 = I2 to FL, DIFF = Difference To Personal Best Lap, P = Crossed Finish Line in Pit Lane, D = Time Disallowed

P11 72 S		Cameron HORSMAN				Honda - Nova Racing/SP 125				
IDEAL LAP TIME : 1:37.232		BEST LAP TIME : 1:37.232		DIFFERENCE : 0.000						
LAP	SECTOR 1		SECTOR 2		SECTOR 3		LAP TIME	MPH	DIFF	TIME OF DAY
1 -	27.444	116.1	32.343		42.404	107.7	1:42.191	76.79	4.959	10:07:22.914
2 -	26.832	114.5	31.752		41.320	107.8	1:39.904	78.55	2.672	10:09:02.818
3 -	26.612	118.7	31.749		41.004	107.0	1:39.365	78.98	2.133	10:10:42.183
4 -	26.347	117.9	31.000		40.928	106.3	1:38.275 (3)	79.85	1.043	10:12:20.458
5 -	26.393	116.5	30.806		40.521	105.6	1:37.720 (2)	80.31	0.488	10:13:58.178
6 -	26.295	116.9	30.470		40.467	105.8	1:37.232 (1)	80.71		10:15:35.410

P12 19 S		Scott OGDEN				Honda - Premium Motorhomes Scott Ogden Racing				
IDEAL LAP TIME : 1:37.135		BEST LAP TIME : 1:37.337		DIFFERENCE : 0.202						
LAP	SECTOR 1		SECTOR 2		SECTOR 3		LAP TIME	MPH	DIFF	TIME OF DAY
1 -	27.522	114.9	32.207		42.417	104.6	1:42.146	76.83	4.809	10:07:22.668
2 -	26.995	113.5	31.242		41.533	104.2	1:39.770	78.66	2.433	10:09:02.438
3 -	26.701	117.9	31.043		40.773	105.6	1:38.517	79.66	1.180	10:10:40.955
4 -	26.226	118.1	30.620		41.039	105.0	1:37.885 (3)	80.17	0.548	10:12:18.840
5 -	26.399	114.9	30.675		40.531	105.3	1:37.605 (2)	80.40	0.268	10:13:56.445
6 -	26.426	115.1	30.378		40.533	104.2	1:37.337 (1)	80.62		10:15:33.782

P13 14		Jack NIXON				KTM - Santander Salt				
IDEAL LAP TIME : 1:37.366		BEST LAP TIME : 1:37.432		DIFFERENCE : 0.066						
LAP	SECTOR 1		SECTOR 2		SECTOR 3		LAP TIME	MPH	DIFF	TIME OF DAY
1 -	26.820	126.3	32.154		42.862	113.9	1:41.836	77.06	4.404	10:07:28.991
2 -	25.818	126.8	31.980		41.628	112.9	1:39.426	78.93	1.994	10:09:08.417
3 -	25.934	124.7	31.134		41.111	111.6	1:38.179 (2)	79.93	0.747	10:10:46.596
4 -	26.031	123.5	31.477		1:43.996	110.7	2:41.504	48.59	1:04.072	10:13:28.100
5 -	26.171	122.6	30.966		41.423	111.4	1:38.560 (3)	79.62	1.128	10:15:06.660
6 -	25.884	122.6	30.513		41.035	111.2	1:37.432 (1)	80.54		10:16:44.092

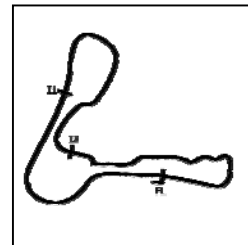
P14 71 S		Charlie FARRER				Honda - Banks Racing/MotoEngineering				
IDEAL LAP TIME : 1:37.540		BEST LAP TIME : 1:37.556		DIFFERENCE : 0.016						
LAP	SECTOR 1		SECTOR 2		SECTOR 3		LAP TIME	MPH	DIFF	TIME OF DAY
1 -	27.359	119.4	31.933		43.150	108.0	1:42.442	76.60	4.886	10:07:31.121
2 -	26.382	119.4	31.026		42.870	108.5	1:40.278	78.26	2.722	10:09:11.399
3 -	26.513	119.6	30.729		41.594	107.5	1:38.836	79.40	1.280	10:10:50.235
4 -	26.283	117.3	30.915		40.985	106.6	1:38.183 (3)	79.93	0.627	10:12:28.418
5 -	26.161	116.7	30.745		40.650	106.3	1:37.556 (1)	80.44		10:14:05.974
6 -	26.483	116.5	30.792		40.843	105.3	1:38.118 (2)	79.98	0.562	10:15:44.092

P15 17 S		Franco BOURNE				Honda - Franco Bourne / SP125				
IDEAL LAP TIME : 1:37.512		BEST LAP TIME : 1:37.566		DIFFERENCE : 0.054						
LAP	SECTOR 1		SECTOR 2		SECTOR 3		LAP TIME	MPH	DIFF	TIME OF DAY
1 -	27.214	115.5	32.057		42.704	106.0	1:41.975	76.96	4.409	10:07:23.438
2 -	26.376	117.5	31.294		41.380	106.8	1:39.050 (3)	79.23	1.484	10:09:02.488
3 -	26.203	116.5	30.585		40.778	104.3	1:37.566 (1)	80.43		10:10:40.054
4 -	26.423	115.5	30.977		44.284	104.8	1:41.684	77.18	4.118	10:12:21.738
5 -	26.419	114.5	30.663		40.724	104.8	1:37.806 (2)	80.24	0.240	10:13:59.544
6 -	26.300	114.9	43.521		45.858	100.6	1:55.679	67.84	18.113	10:15:55.223

2019 Bennetts British Superbike Championship - Monster Round 8

2019 HEL Performance British Motostar Championship

WARM UP - SECTOR ANALYSIS



SECTOR 1 = FL to I1, SECTOR 2 = I1 to I2, SECTOR 3 = I2 to FL, DIFF = Difference To Personal Best Lap, P = Crossed Finish Line in Pit Lane, D = Time Disallowed

P16 16 S		Harvey CLARIDGE		Honda - Nova Racing/SP 125						
IDEAL LAP TIME : 1:38.695		BEST LAP TIME : 1:38.695		DIFFERENCE : 0.000						
LAP	SECTOR 1		SECTOR 2		SECTOR 3		LAP TIME	MPH	DIFF	TIME OF DAY
1 -	27.199	116.5	32.086	44.328	106.8	1:43.613	75.74	4.918	10:07:27.833	
2 -	26.761	119.4	32.536	43.186	108.7	1:42.483	76.57	3.788	10:09:10.316	
3 -	26.665	115.9	31.369	42.280	107.0	1:40.314	78.23	1.619	10:10:50.630	
4 -	26.348	117.3	30.944	41.403	106.8	1:38.695 (1)	79.51		10:12:29.325	
5 -	26.513	115.7	31.072	42.545	105.5	1:40.130 (3)	78.37	1.435	10:14:09.455	
6 -	26.606	117.7	31.036	41.513	105.0	1:39.155 (2)	79.14	0.460	10:15:48.610	

P17 35 S		Jeremy KNIGHT		Honda - Jeremy Knight Racing / SP125						
IDEAL LAP TIME : 1:39.904		BEST LAP TIME : 1:39.904		DIFFERENCE : 0.000						
LAP	SECTOR 1		SECTOR 2		SECTOR 3		LAP TIME	MPH	DIFF	TIME OF DAY
1 -	27.384	114.9	33.031	44.012	104.8	1:44.427	75.15	4.523	10:07:27.205	
2 -	27.593	115.9	32.523	43.366	103.5	1:43.482	75.83	3.578	10:09:10.687	
3 -	27.292	116.9	32.306	42.562	103.5	1:42.160	76.82	2.256	10:10:52.847	
4 -	27.137	113.9	31.505	41.804	104.0	1:40.446 (2)	78.13	0.542	10:12:33.293	
5 -	26.923	114.5	31.434	41.547	102.1	1:39.904 (1)	78.55		10:14:13.197	
6 -	27.264	111.4	31.673	41.961	103.4	1:40.898 (3)	77.78	0.994	10:15:54.095	

P18 54		Sam BURMAN		KTM - TeamWNT Burman Racing						
IDEAL LAP TIME : 1:39.771		BEST LAP TIME : 1:40.204		DIFFERENCE : 0.433						
LAP	SECTOR 1		SECTOR 2		SECTOR 3		LAP TIME	MPH	DIFF	TIME OF DAY
1 -	27.137	124.2	33.464	43.498	112.5	1:44.099	75.39	3.895	10:07:26.513	
2 -	27.630	124.0	31.733	41.916	111.2	1:41.279 (3)	77.48	1.075	10:09:07.792	
3 -	26.498	123.3	31.819	49.941	112.0	1:48.258	72.49	8.054	10:10:56.050	
4 -	26.593	125.6	32.572	42.547	113.7	1:41.712	77.15	1.508	10:12:37.762	
5 -	26.360	122.2	31.742	42.184	110.9	1:40.286 (2)	78.25	0.082	10:14:18.048	
6 -	26.325	123.5	31.530	42.349	111.6	1:40.204 (1)	78.32		10:15:58.252	

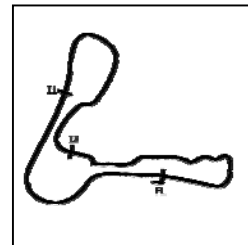
P19 37 S		Corey TINKER		Honda - Microlise Cresswell Racing						
IDEAL LAP TIME : 1:40.069		BEST LAP TIME : 1:40.344		DIFFERENCE : 0.275						
LAP	SECTOR 1		SECTOR 2		SECTOR 3		LAP TIME	MPH	DIFF	TIME OF DAY
1 -	28.029	115.7	32.866	43.485	106.8	1:44.380	75.18	4.036	10:07:32.388	
2 -	26.981	118.7	32.200	43.307	107.0	1:42.488	76.57	2.144	10:09:14.876	
3 -	26.815	118.1	31.841	43.042	107.5	1:41.698 (3)	77.17	1.354	10:10:56.574	
4 -	26.997	119.1	32.215	42.506	108.0	1:41.718	77.15	1.374	10:12:38.292	
5 -	26.748	118.1	31.428	42.168	104.8	1:40.344 (1)	78.21		10:14:18.636	
6 -	27.231	114.7	31.877	41.893	105.1	1:41.001 (2)	77.70	0.657	10:15:59.637	

P20 3 S		Louis RENDELL		Honda - Microlise Cresswell Racing						
IDEAL LAP TIME : 1:40.459		BEST LAP TIME : 1:40.691		DIFFERENCE : 0.232						
LAP	SECTOR 1		SECTOR 2		SECTOR 3		LAP TIME	MPH	DIFF	TIME OF DAY
1 -	27.532	116.5	32.687	43.204	108.2	1:43.423	75.88	2.732	10:07:32.495	
2 -	26.875	114.5	32.527	43.110	107.5	1:42.512	76.55	1.821	10:09:15.007	
3 -	26.807	117.5	31.982	42.994	106.3	1:41.783	77.10	1.092	10:10:56.790	
4 -	26.914	118.5	32.279	42.563	106.6	1:41.756 (3)	77.12	1.065	10:12:38.546	
5 -	26.646	117.9	32.214	41.831	104.2	1:40.691 (1)	77.94		10:14:19.237	
6 -	26.914	116.1	32.083	42.144	105.3	1:41.141 (2)	77.59	0.450	10:16:00.378	

2019 Bennetts British Superbike Championship - Monster Round 8

2019 HEL Performance British Motostar Championship

WARM UP - SECTOR ANALYSIS



SECTOR 1 = FL to I1, SECTOR 2 = I1 to I2, SECTOR 3 = I2 to FL, DIFF = Difference To Personal Best Lap, P = Crossed Finish Line in Pit Lane, D = Time Disallowed

P21		57 S		Josh HIATT		Honda - Sorrymate.com				
IDEAL LAP TIME : 1:40.636		BEST LAP TIME : 1:41.350		DIFFERENCE : 0.714						
LAP	SECTOR 1		SECTOR 2		SECTOR 3		LAP TIME	MPH	DIFF	TIME OF DAY
1 -	27.720	114.3	32.816	43.442	105.1	1:43.978	75.47	2.628	10:07:28.899	
2 -	26.929	115.1	32.129	43.808	106.1	1:42.866	76.29	1.516	10:09:11.765	
3 -	26.946	114.5	31.730	44.216	104.6	1:42.892	76.27	1.542	10:10:54.657	
4 -	27.413	112.5	31.448	43.034	103.7	1:41.895 (2)	77.02	0.545	10:12:36.552	
5 -	27.590	111.1	31.929	42.905	104.5	1:42.424 (3)	76.62	1.074	10:14:18.976	
6 -	27.065	116.7	32.026	42.259	104.5	1:41.350 (1)	77.43		10:16:00.326	

P22		18 S		Jodie FIELDHOUSE		Honda - Go Pink Racing				
IDEAL LAP TIME : 1:40.399		BEST LAP TIME : 1:41.430		DIFFERENCE : 1.031						
LAP	SECTOR 1		SECTOR 2		SECTOR 3		LAP TIME	MPH	DIFF	TIME OF DAY
1 -	27.460	119.6	33.416	42.998	109.4	1:43.874	75.55	2.444	10:07:32.649	
2 -	26.777	118.9	31.924	43.158	105.8	1:41.859	77.04	0.429	10:09:14.508	
3 -	26.849	117.7	31.526	43.469	107.7	1:41.844	77.05	0.414	10:10:56.352	
4 -	26.593	120.2	32.692	42.447	108.0	1:41.732 (3)	77.14	0.302	10:12:38.084	
5 -	26.899	118.5	32.082	42.659	106.8	1:41.640 (2)	77.21	0.210	10:14:19.724	
6 -	26.426	118.5	32.521	42.483	105.5	1:41.430 (1)	77.37		10:16:01.154	

P23		48		Sharni PINFOLD		Honda - City Lifting/RS Racing				
IDEAL LAP TIME : 1:41.669		BEST LAP TIME : 1:41.777		DIFFERENCE : 0.108						
LAP	SECTOR 1		SECTOR 2		SECTOR 3		LAP TIME	MPH	DIFF	TIME OF DAY
1 -	28.020	116.7	33.402	43.551	106.0	1:44.973	74.76	3.196	10:07:26.317	
2 -	27.921	116.5	32.792	43.177	106.8	1:43.890	75.54	2.113	10:09:10.207	
3 -	27.532	116.1	32.481	44.339	106.0	1:44.352	75.20	2.575	10:10:54.559	
4 -	27.685	115.3	32.512	42.901	106.6	1:43.098 (2)	76.12	1.321	10:12:37.657	
5 -	27.280	117.3	32.979	43.001	106.0	1:43.260 (3)	76.00	1.483	10:14:20.917	
6 -	27.388	116.7	31.997	42.392	106.1	1:41.777 (1)	77.11		10:16:02.694	

MCRCB BULLETIN TK204**2019 Bennetts British Superbike Championship - Monster Round 8****2019 HEL Performance British Motostar Championship****WARM UP - BEST SECTORS**

SECTOR 1			SECTOR 2			SECTOR 3			IDEAL / BEST COMPARISON						
POS	NO	NAME	TIME	NO	NAME	TIME	NO	NAME	TIME	POS	NO	NAME	IDEAL	BEST	DIFF
													PERFECT LAP	1:34.217	
1	11	JONES	25.056	1	RODRIGUEZ	29.698	7	BEST	39.463	1	11	JONES	1:34.325	1:34.369	0.044
2	64	DURHAM	25.175	11	JONES	29.706	11	JONES	39.563	2	96	PAASCH	1:34.562	1:34.746	0.184
3	96	PAASCH	25.195	64	DURHAM	29.711	96	PAASCH	39.589	3	1	RODRIGUEZ	1:34.631	1:34.781	0.150
4	1	RODRIGUEZ	25.281	96	PAASCH	29.778	1	RODRIGUEZ	39.652	4	64	DURHAM	1:34.878	1:35.231	0.353
5	21	van de BUNT	25.309	7	BEST	29.949	47	ARCHER	39.846	5	7	BEST	1:34.953	1:35.050	0.097
6	45	SWANN	25.467	47	ARCHER	30.028	64	DURHAM	39.992	6	47	ARCHER	1:35.354	1:35.354	0.000
7	47	ARCHER	25.480	70	WHATLEY	30.121	45	SWANN	40.180	7	21	van de BUNT	1:35.706	1:35.824	0.118
8	99	DAVIS	25.501	99	DAVIS	30.152	21	van de BUNT	40.244	8	45	SWANN	1:35.994	1:36.043	0.049
9	7	BEST	25.541	21	van de BUNT	30.153	99	DAVIS	40.389	9	99	DAVIS	1:36.042	1:36.052	0.010
10	70	WHATLEY	25.589	45	SWANN	30.347	72	HORSMAN	40.467	10	70	WHATLEY	1:36.252	1:36.331	0.079
11	14	NIXON	25.818	19	OGDEN	30.378	19	OGDEN	40.531	11	19	OGDEN	1:37.135	1:37.337	0.202
12	71	FARRER	26.161	72	HORSMAN	30.470	70	WHATLEY	40.542	12	72	HORSMAN	1:37.232	1:37.232	0.000
13	17	BOURNE	26.203	14	NIXON	30.513	71	FARRER	40.650	13	14	NIXON	1:37.366	1:37.432	0.066
14	19	OGDEN	26.226	17	BOURNE	30.585	17	BOURNE	40.724	14	17	BOURNE	1:37.512	1:37.566	0.054
15	72	HORSMAN	26.295	71	FARRER	30.729	14	NIXON	41.035	15	71	FARRER	1:37.540	1:37.556	0.016
16	54	BURMAN	26.325	16	CLARIDGE	30.944	16	CLARIDGE	41.403	16	16	CLARIDGE	1:38.695	1:38.695	0.000
17	16	CLARIDGE	26.348	37	TINKER	31.428	35	KNIGHT	41.547	17	54	BURMAN	1:39.771	1:40.204	0.433
18	18	FIELDHOUSE	26.426	35	KNIGHT	31.434	3	RENDELL	41.831	18	35	KNIGHT	1:39.904	1:39.904	0.000
19	3	RENDELL	26.646	57	HIATT	31.448	37	TINKER	41.893	19	37	TINKER	1:40.069	1:40.344	0.275
20	37	TINKER	26.748	18	FIELDHOUSE	31.526	54	BURMAN	41.916	20	18	FIELDHOUSE	1:40.399	1:41.430	1.031
21	35	KNIGHT	26.923	54	BURMAN	31.530	57	HIATT	42.259	21	3	RENDELL	1:40.459	1:40.691	0.232
22	57	HIATT	26.929	3	RENDELL	31.982	48	PINFOLD	42.392	22	57	HIATT	1:40.636	1:41.350	0.714
23	48	PINFOLD	27.280	48	PINFOLD	31.997	18	FIELDHOUSE	42.447	23	48	PINFOLD	1:41.669	1:41.777	0.108

Weather / Track : Cloudy / Dry

Cadwell Park

Circuit Length = 2.1800 miles

Start: 10:05 Flag 10:15 End: 10:16

Results can be found at www.tsl-timing.com

Printed - 10:19 Sunday, 18 August 2019

MCRCB BULLETIN TK205**2019 Bennetts British Superbike Championship - Monster Round 8****2019 HEL Performance British Motostar Championship****WARM UP - BEST SPEEDS**

POS	INTERMEDIATE 1			INTERMEDIATE 2			FINISH LINE		
	NO	NAME	MPH	NO	NAME	MPH	NO	NAME	MPH
1	70	WHATLEY	129.8				11	JONES	115.7
2	96	PAASCH	127.5				70	WHATLEY	115.5
3	11	JONES	127.3				1	RODRIGUEZ	115.1
4	64	DURHAM	127.3				47	ARCHER	114.5
5	1	RODRIGUEZ	126.8				21	van de BUNT	114.3
6	14	NIXON	126.8				96	PAASCH	113.9
7	54	BURMAN	125.6				45	SWANN	113.9
8	21	van de BUNT	125.2				14	NIXON	113.9
9	45	SWANN	125.2				54	BURMAN	113.7
10	47	ARCHER	124.5				64	DURHAM	112.9
11	7	BEST	124.0				7	BEST	111.4
12	99	DAVIS	122.9				99	DAVIS	111.2
13	18	FIELDHOUSE	120.2				18	FIELDHOUSE	109.4
14	71	FARRER	119.6				16	CLARIDGE	108.7
15	16	CLARIDGE	119.4				71	FARRER	108.5
16	37	TINKER	119.1				3	RENDELL	108.2
17	72	HORSMAN	118.7				37	TINKER	108.0
18	3	RENDELL	118.5				72	HORSMAN	107.8
19	19	OGDEN	118.1				17	BOURNE	106.8
20	17	BOURNE	117.5				48	PINFOLD	106.8
21	48	PINFOLD	117.3				57	HIATT	106.1
22	35	KNIGHT	116.9				19	OGDEN	105.6
23	57	HIATT	116.7				35	KNIGHT	104.8

Weather / Track : Cloudy / Dry

Results can be found at www.tsl-timing.comCadwell Park
Circuit Length = 2.1800 miles
Start: 10:05 Flag 10:15 End: 10:16

Printed - 10:19 Sunday, 18 August 2019

MCRCB BULLETIN TK206

2019 Bennetts British Superbike Championship - Monster Round 8

2019 HEL Performance British Motostar Championship

WARM UP - STATISTICS

Competitors Started 23
Planned Start 2019-08-18 @ 10:05:00.000
Actual Start 2019-08-18 @ 10:05:08.440
Finish Time 2019-08-18 @ 10:15:08.440
Track Length 2.1800mi.
Total Laps 138
Total Distance Covered 300.8425mi.

Session Fastest Lap History

NO	CL	NAME	LAP TIME	TIME OF DAY	LAP	VEHICLE
99		Jamie DAVIS	1:39.628	10:07:18.585	1	KTM
1		Victor RODRIGUEZ	1:38.651	10:07:26.559	1	DR Moto
11		Dan JONES	1:36.836	10:07:39.654	1	KTM
21		Jerry van de BUNT	1:36.585	10:08:56.750	2	Honda
1		Victor RODRIGUEZ	1:36.134	10:09:02.718	2	DR Moto
11		Dan JONES	1:35.564	10:09:15.218	2	KTM
1		Victor RODRIGUEZ	1:35.348	10:10:38.065	3	DR Moto
1		Victor RODRIGUEZ	1:35.236	10:12:13.302	4	DR Moto
1		Victor RODRIGUEZ	1:34.781	10:13:48.083	5	DR Moto
11		Dan JONES	1:34.369	10:14:02.619	5	KTM

Flag History

TYPE	TIME OF DAY
GREEN	10:05:08.440
FINISH	10:15:08.440

Flag Statistics

TYPE	COUNT	TOTAL LAPS	TOTAL TIME
Green	1	6	11:43.090
Red	0	0	0.000
Safety Car	0	0	0.000
FCY	0	0	0.000

Weather / Track : Cloudy / Dry

These results are provisional until the conclusion of any judicial and technical matters.

Cadwell Park

Circuit Length = 2.1800 miles

Start: 10:05 Flag 10:15 End: 10:16

Race Director :	Stewards :	Timekeeper :
-----------------	------------	--------------

MCRCB BULLETIN TK206

2019 Bennetts British Superbike Championship - Monster Round 8

2019 HEL Performance British Motostar Championship

WARM UP - STATISTICS

CLASS :

13 Starters

Fastest Lap History

NO	NAME	LAP TIME	TIME OF DAY	LAP	VEHICLE
99	Jamie DAVIS	1:39.628	10:07:18.585	1	KTM
1	Victor RODRIGUEZ	1:38.651	10:07:26.559	1	DR Moto
11	Dan JONES	1:36.836	10:07:39.654	1	KTM
21	Jerry van de BUNT	1:36.585	10:08:56.750	2	Honda
1	Victor RODRIGUEZ	1:36.134	10:09:02.718	2	DR Moto
11	Dan JONES	1:35.564	10:09:15.218	2	KTM
1	Victor RODRIGUEZ	1:35.348	10:10:38.065	3	DR Moto
1	Victor RODRIGUEZ	1:35.236	10:12:13.302	4	DR Moto
1	Victor RODRIGUEZ	1:34.781	10:13:48.083	5	DR Moto
11	Dan JONES	1:34.369	10:14:02.619	5	KTM

Weather / Track : Cloudy / Dry

These results are provisional until the conclusion of any judicial and technical matters.

Cadwell Park

Circuit Length = 2.1800 miles

Start: 10:05 Flag 10:15 End: 10:16

Race Director :	Stewards :	Timekeeper :
-----------------	------------	--------------

MCRCB BULLETIN TK206

2019 Bennetts British Superbike Championship - Monster Round 8

2019 HEL Performance British Motostar Championship

WARM UP - STATISTICS

CLASS : S

10 Starters

Fastest Lap History

NO	NAME	LAP TIME	TIME OF DAY	LAP	VEHICLE
19	Scott OGDEN	1:42.146	10:07:22.694	1	Honda
17	Franco BOURNE	1:41.975	10:07:23.465	1	Honda
19	Scott OGDEN	1:39.770	10:09:02.464	2	Honda
17	Franco BOURNE	1:39.050	10:09:02.488	2	Honda
17	Franco BOURNE	1:37.566	10:10:40.081	3	Honda
71	Charlie FARRER	1:37.556	10:14:06.000	5	Honda
19	Scott OGDEN	1:37.337	10:15:33.808	6	Honda
72	Cameron HORSMAN	1:37.232	10:15:35.436	6	Honda

Weather / Track : Cloudy / Dry

These results are provisional until the conclusion of any judicial and technical matters.

Cadwell Park

Circuit Length = 2.1800 miles

Start: 10:05 Flag 10:15 End: 10:16

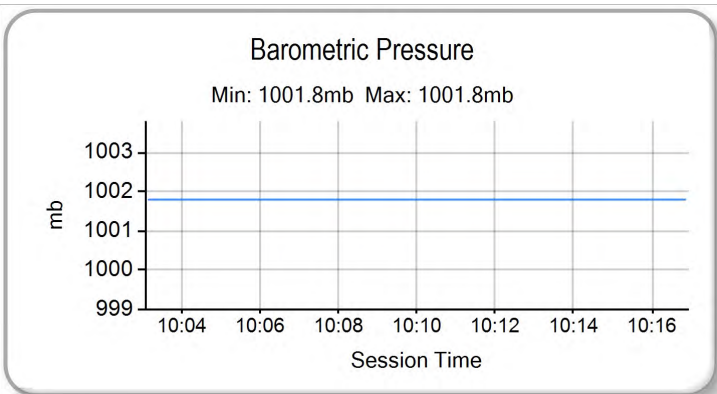
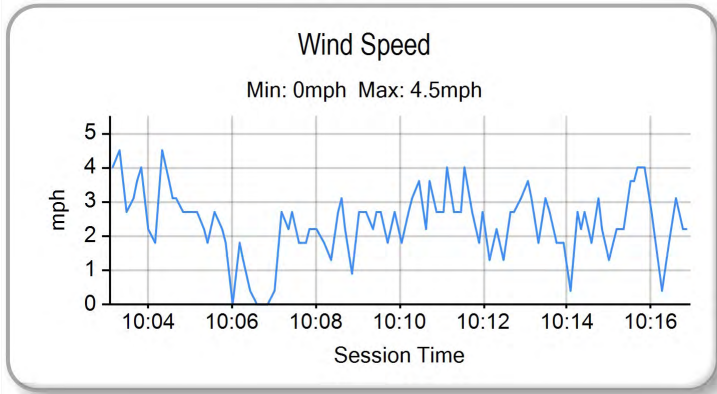
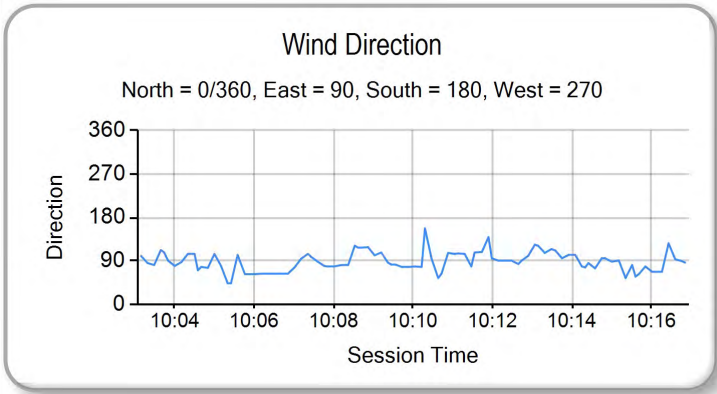
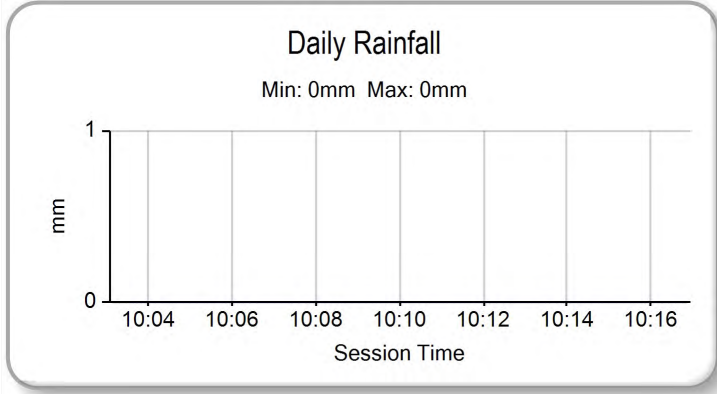
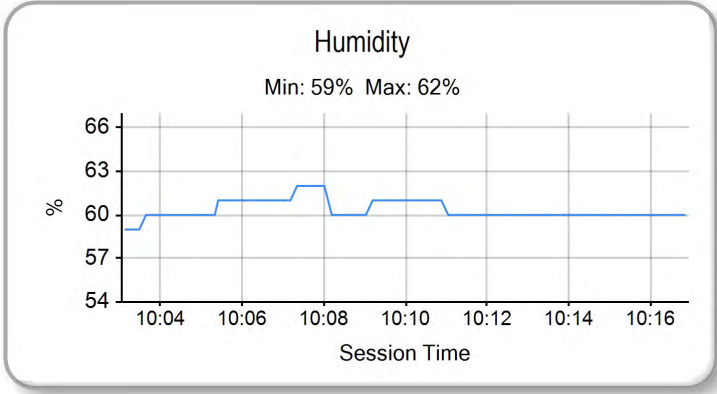
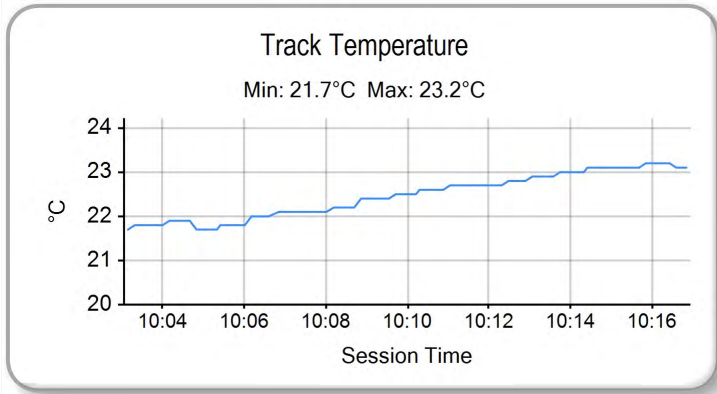
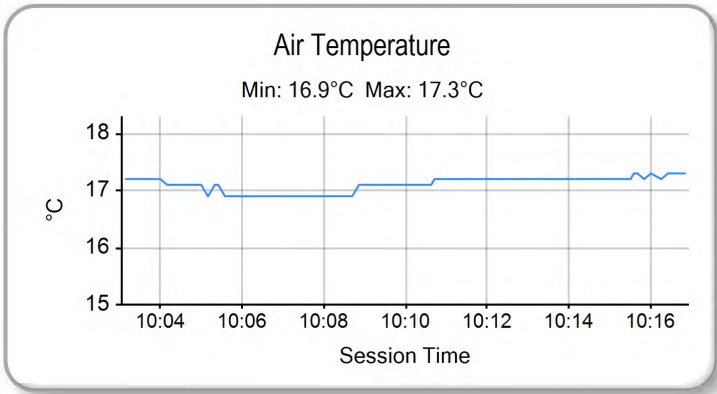
Race Director :	Stewards :	Timekeeper :
-----------------	------------	--------------

MCRCB BULLETIN TK207

2019 Bennetts British Superbike Championship - Monster Round 8

2019 HEL Performance British Motostar Championship

WARM UP - WEATHER CONDITIONS



Weather / Track : Cloudy / Dry

Results can be found at www.tsl-timing.com

Cadwell Park
Circuit Length = 2.1800 miles
Start: 10:05 Flag 10:15 End: 10:16

Printed - 10:20 Sunday, 18 August 2019



ROW 10	28	35	Jeremy KNIGHT	1:40.705	29	48	Sharni PINFOLD	1:42.414	1				
ROW 9	25	37	Corey TINKER	1:40.546	26	3	Louis RENDELL	1:40.582	27	18	Jodie FIELDHOUSE	1:40.609	
ROW 8		22	17	Franco BOURNE	1:37.074	23	16	Harvey CLARIDGE	1:38.865	24	57	Josh HIATT	1:40.298
ROW 7	19	19	Scott OGDEN	1:36.287	20	71	Charlie FARRER	1:36.804	21	72	Cameron HORSMAN	1:37.042	
ROW 6		16				17				18			
ROW 5	13					14				15			
ROW 4		10	7	Edmund BEST	1:35.451	11	21	Jerry van de BUNT	1:35.726	12	54	Sam BURMAN	1:39.030
ROW 3	7	47	Jake ARCHER	1:34.482	8	99	Jamie DAVIS	1:35.420	9	96	Brandon PAASCH		
ROW 2		4	70	Joshua WHATLEY	1:34.298	5	64	Asher DURHAM	1:34.334	6	14	Jack NIXON	1:34.400
ROW 1	1	11	Dan JONES	1:34.249	2	1	Victor RODRIGUEZ	1:34.252	3	45	Scott SWANN	1:34.252	
			Pole										

Cadwell Park
Circuit Length = 2.1800 miles

Race Director :	Stewards :	Timekeeper :
-----------------	------------	--------------

Results can be found at www.britishsuperbike.com

Printed - 10:21 Sunday, 18 August 2019





POS	NO	CL	PIC NAME	NAT	ENTRY	LAPS	TIME	GAP	DIFF	MPH	BEST	ON
1	64		1 Asher DURHAM	GBR	Mahindra - Microlise Cresswell Racing	12	19:01.748			82.48	1:34.161	9
2	70		2 Joshua WHATLEY	GBR	KTM - KRP	12	19:01.934	0.186	0.186	82.47	1:34.086	8
3	45		3 Scott SWANN	GBR	IFS KTM - IFS Team Swann Racing	12	19:03.634	1.886	1.700	82.34	1:34.144	7
4	47		4 Jake ARCHER	GBR	KTM - City Lifting/RS Racing	12	19:13.211	11.463	9.577	81.66	1:34.815	10
5	14		5 Jack NIXON	GBR	KTM - Santander Salt	12	19:13.375	11.627	0.164	81.65	1:34.823	12
6	21		6 Jerry van de BUNT	NLD	Honda - Raha61/LJ-Racing	12	19:19.259	17.511	5.884	81.23	1:35.132	4
7	19	S	1 Scott OGDEN	GBR	Honda - Premium Motorhomes Scott Ogden Racing	12	19:48.401	46.653	29.142	79.24	1:35.995	6
8	72	S	2 Cameron HORSMAN	GBR	Honda - Nova Racing/SP 125	12	19:48.454	46.706	0.053	79.24	1:36.230	6
9	17	S	3 Franco BOURNE	GBR	Honda - Franco Bourne / SP125	12	19:52.871	51.123	4.417	78.94	1:36.692	10
10	71	S	4 Charlie FARRER	GBR	Honda - Banks Racing/MotoEngineering	12	19:52.928	51.180	0.057	78.94	1:36.597	12
11	54		7 Sam BURMAN	GBR	KTM - TeamWNT Burman Racing	12	20:03.614	1:01.866	10.686	78.24	1:39.289	6
12	16	S	5 Harvey CLARIDGE	GBR	Honda - Nova Racing/SP 125	12	20:14.829	1:13.081	11.215	77.52	1:38.263	2
13	35	S	6 Jeremy KNIGHT	GBR	Honda - Jeremy Knight Racing / SP125	12	20:28.325	1:26.577	13.496	76.67	1:39.298	12
14	37	S	7 Corey TINKER	GBR	Honda - Microlise Cresswell Racing	12	20:31.410	1:29.662	3.085	76.47	1:39.676	11
15	3	S	8 Louis RENDELL	GBR	Honda - Microlise Cresswell Racing	12	20:31.486	1:29.738	0.076	76.47	1:39.469	5
16	18	S	9 Jodie FIELDHOUSE	GBR	Honda - Go Pink Racing	12	20:33.580	1:31.832	2.094	76.34	1:39.337	7

NOT CLASSIFIED

DNF	57	S	Josh HIATT	GBR	Honda - Sorrymate.com	11	18:51.139	1 Lap	1 Lap	76.32	1:39.432	10
DNF	11		Dan JONES	GBR	KTM - City Lifting/RS Racing	10	15:52.592	2 Laps	1 Lap	82.38	1:33.895	8
DNF	48		Sharni PINFOLD	AUS	Honda - City Lifting/RS Racing	8	20:48.483	4 Laps	2 Laps	50.28	1:42.243	2
DNF	1		Victor RODRIGUEZ	ESP	DR Moto - GA Competition	7	11:09.700	5 Laps	1 Lap	82.03	1:34.567	2
DNF	7		Edmund BEST	GBR	KTM - SymCirrus Motorsport	7	11:15.496	5 Laps	5.796	81.32	1:35.000	3
DNF	99		Jamie DAVIS	GBR	KTM - FPW Racing	7	11:16.212	5 Laps	0.716	81.24	1:35.324	5
DNF	96		Brandon PAASCH	USA	KTM - FPW Racing	1	1:41.771	11 Laps	6 Laps	77.11		

FASTEST LAP

11			Dan JONES	GBR	KTM - City Lifting/RS Racing	8	1:33.895			83.58 mph	134.51 kph	
19	S		Scott OGDEN	GBR	Honda - Premium Motorhomes Scott Ogden Racing	6	1:35.995			81.75 mph	131.57 kph	

Weather / Track : Cloudy / Dry

These results are provisional until the conclusion of any judicial and technical matters.

Cadwell Park

Circuit Length = 2.1800 miles

Start: 14:55 Flag 15:14 End: 15:16

Race Director :	Stewards :	Timekeeper :
-----------------	------------	--------------

Results can be found at www.britishsuperbike.com

Printed - 15:16 Sunday, 18 August 2019

MCRCB BULLETIN TK264

2019 Bennetts British Superbike Championship - Monster Round 8

2019 HEL Performance British Motostar Championship

RACE 9 - LAP CHART

LAP 1 @ 14:57:03.733

NO	BEHIND	LAP TIME
1		1:40.732
11	0.068	1:40.800
70	0.313	1:41.045
64	0.477	1:41.209
14	0.765	1:41.497
96	1.039	1:41.771
45	1.449	1:42.181
7	1.624	1:42.356
99	1.714	1:42.446
21	2.139	1:42.871
47	2.362	1:43.094
54	5.174	1:45.906
71	23.238	2:03.970
72	23.339	2:04.071
19	23.603	2:04.335
17	24.034	2:04.766
16	24.617	2:05.349
57	26.653	2:07.385
35	26.946	2:07.678
18	27.905	2:08.637
3	28.009	2:08.741
37	28.235	2:08.967
48	29.055	2:09.787

LAP 2 @ 14:58:38.165

NO	BEHIND	LAP TIME
11		1:34.364
1	0.135	1:34.567
70	0.710	1:34.829
64	0.808	1:34.763
14	2.014	1:35.681
45	2.258	1:35.241
7	2.868	1:35.676
99	3.081	1:35.799
21	3.640	1:35.933
47	3.823	1:35.893
54	10.822	1:40.080
71	26.213	1:37.407
72	26.331	1:37.424
19	26.653	1:37.482
17	27.174	1:37.572
16	28.448	1:38.263
57	33.095	1:40.874
35	33.316	1:40.802
18	34.209	1:40.736
37	34.271	1:40.468
3	34.460	1:40.883
48	36.866	1:42.243

LAP 3 @ 15:00:13.084

NO	BEHIND	LAP TIME
1		1:34.784
11	0.096	1:35.015
64	0.421	1:34.532
70	0.728	1:34.937
14	2.450	1:35.355
45	2.607	1:35.268
7	2.949	1:35.000
99	3.679	1:35.517
21	4.377	1:35.656
47	4.574	1:35.670

Weather / Track : Cloudy / Dry

Results can be found at www.tsl-timing.com

54	16.203	1:40.300
72	28.344	1:36.932
19	28.529	1:36.795
71	28.847	1:37.553
17	29.193	1:36.938
16	32.812	1:39.283
57	39.011	1:40.835
35	39.142	1:40.745
37	39.198	1:39.846
18	40.391	1:41.101
3	40.756	1:41.215
48	44.769	1:42.822

LAP 4 @ 15:01:48.192

NO	BEHIND	LAP TIME
1		1:35.108
11	0.203	1:35.215
64	0.563	1:35.250
70	0.842	1:35.222
45	3.041	1:35.542
7	3.169	1:35.328
14	3.481	1:36.139
99	3.974	1:35.403
21	4.401	1:35.132
47	4.819	1:35.353
54	20.882	1:39.787
19	29.628	1:36.207
72	29.853	1:36.617
71	30.393	1:36.654
17	31.045	1:36.960
16	36.436	1:38.732
35	43.487	1:39.453
57	44.391	1:40.488
37	44.502	1:40.412
3	45.522	1:39.874
18	45.994	1:40.711
48	53.124	1:43.463

LAP 5 @ 15:03:23.272

NO	BEHIND	LAP TIME
1		1:35.080
11	0.166	1:35.043
64	0.354	1:34.871
70	0.603	1:34.841
45	2.709	1:34.748
14	3.741	1:35.340
7	4.056	1:35.967
99	4.218	1:35.324
47	4.813	1:35.074
21	5.340	1:36.019
54	25.335	1:39.533
19	30.954	1:36.406
72	31.074	1:36.301
17	32.830	1:36.865
71	33.639	1:38.326
16	40.265	1:38.909
35	48.027	1:39.620
57	49.666	1:40.355
37	49.717	1:40.295
3	49.911	1:39.469
18	50.959	1:40.045
48	1:02.583	1:44.539

LAP 6 @ 15:04:57.947

NO	BEHIND	LAP TIME
1		1:34.675
64	0.243	1:34.564
11	0.363	1:34.872
70	0.647	1:34.719
45	2.411	1:34.377
7	4.692	1:35.311
14	4.772	1:35.706
99	4.903	1:35.360
47	5.006	1:34.868
21	5.798	1:35.133
54	29.949	1:39.289
19	32.274	1:35.995
72	32.629	1:36.230
17	35.142	1:36.987
71	35.986	1:37.022
16	44.023	1:38.433
35	53.156	1:39.804
37	55.033	1:39.991
57	55.064	1:40.073
3	55.385	1:40.149
18	56.766	1:40.482
48	1:11.628	1:43.720

LAP 7 @ 15:06:32.407

NO	BEHIND	LAP TIME
64		1:34.217
11	0.117	1:34.214
1	0.294	1:34.754
70	0.639	1:34.452
45	2.095	1:34.144
7	6.090	1:35.858
14	6.438	1:36.126
99	6.806	1:36.363
47	6.904	1:36.358
21	7.607	1:36.269
19	35.538	1:37.724
72	35.701	1:37.532
54	35.727	1:40.238
17	38.038	1:37.356
71	38.279	1:36.753
16	48.127	1:38.564
35	58.636	1:39.940
57	1:00.531	1:39.927
37	1:00.645	1:40.072
3	1:01.041	1:40.116
18	1:01.643	1:39.337
48	1:19.958	1:42.790

LAP 8 @ 15:08:06.419

NO	BEHIND	LAP TIME
11		1:33.895
64	0.170	1:34.182
70	0.713	1:34.086
45	2.532	1:34.449
14	9.360	1:36.934
47	9.518	1:36.626
21	10.553	1:36.958
19	38.113	1:36.587
72	38.185	1:36.496
17	41.702	1:37.676
71	41.803	1:37.536

54	42.628	1:40.913
16	53.390	1:39.275
35	1:04.564	1:39.940
37	1:07.356	1:40.723
57	1:07.487	1:40.968
3	1:07.585	1:40.556
18	1:07.949	1:40.318

LAP 9 @ 15:09:40.750

NO	BEHIND	LAP TIME
64		1:34.161
11	0.178	1:34.509
70	0.718	1:34.336
45	2.627	1:34.426
47	10.292	1:35.105
14	10.678	1:35.649
21	11.883	1:35.661
19	40.167	1:36.385
72	40.357	1:36.503
71	44.169	1:36.697
17	44.458	1:37.087
54	47.765	1:39.468
16	57.815	1:38.756
35	1:10.816	1:40.583
37	1:13.443	1:40.418
57	1:13.764	1:40.608
3	1:13.946	1:40.692
18	1:14.806	1:41.188

LAP 10 @ 15:11:15.455

NO	BEHIND	LAP TIME
64		1:34.705
11	0.138	1:34.665
70	0.462	1:34.449
45	2.276	1:34.354
47	10.402	1:34.815
14	11.010	1:35.037
21	12.899	1:35.721
19	42.054	1:36.592
72	42.285	1:36.633
17	46.445	1:36.692
71	46.893	1:37.429
54	52.386	1:39.326
16	1:02.009	1:38.899
35	1:16.365	1:40.254
57	1:18.491	1:39.432
37	1:18.540	1:39.802
3	1:18.994	1:39.753
18	1:20.549	1:40.448

LAP 11 @ 15:12:50.028

NO	BEHIND	LAP TIME
64		1:34.573
70	0.502	1:34.613
45	2.180	1:34.477
47	10.913	1:35.084
14	11.525	1:35.088
21	15.022	1:36.696
19	44.507	1:37.026
72	44.575	1:36.863
17	48.861	1:36.989
71	49.304	1:36.984
54	57.128	1:39.315

16	1:07.244	1:39.808
35	1:22.000	1:40.208
37	1:23.643	1:39.676
57	1:24.112	1:40.194
3	1:24.180	1:39.759
18	1:26.134	1:40.158

LAP 12 @ 15:14:24.749

NO	BEHIND	LAP TIME
64		1:34.721
70	0.186	1:34.405
45	1.886	1:34.427
47	11.463	1:35.271
14	11.627	1:34.823
21	17.511	1:37.210
19	46.653	1:36.867
72	46.706	1:36.852
17	51.123	1:36.983
71	51.180	1:36.597
54	1:01.866	1:39.459
16	1:13.081	1:40.558
35	1:26.577	1:39.298
37	1:29.662	1:40.740
3	1:29.738	1:40.279
18	1:31.832	1:40.419
48	4 Laps	8:19.119 P

Cadwell Park

Circuit Length = 2.1800 miles

Start: 14:55 Flag 15:14 End: 15:16

Printed - 15:17 Sunday, 18 August 2019

MCRCB BULLETIN TK265

2019 Bennetts British Superbike Championship - Monster Round 8

2019 HEL Performance British Motostar Championship

RACE 9 - POSITION CHART

No	Name	Lap												
		Pos	1	2	3	4	5	6	7	8	9	10	11	12
11	JONES	1	1	11	1	1	1	1	64	11	64	64	64	64
1	RODRIGUEZ	2	11	1	11	11	11	64	11	64	11	11	70	70
45	SWANN	3	70	70	64	64	64	11	1	70	70	70	45	45
70	WHATLEY	4	64	64	70	70	70	70	70	45	45	45	47	47
64	DURHAM	5	14	14	14	45	45	45	45	14	47	47	14	14
14	NIXON	6	96	45	45	7	14	7	7	47	14	14	21	21
47	ARCHER	7	45	7	7	14	7	14	14	21	21	21	19	19
99	DAVIS	8	7	99	99	99	99	99	99	19	19	19	72	72
96	PAASCH	9	99	21	21	21	47	47	47	72	72	72	17	17
7	BEST	10	21	47	47	47	21	21	21	17	71	17	71	71
21	van de BUNT	11	47	54	54	54	54	54	19	71	17	71	54	54
54	BURMAN	12	54	71	72	19	19	19	72	54	54	54	16	16
19	OGDEN	13	71	72	19	72	72	72	54	16	16	16	35	35
71	FARRER	14	72	19	71	71	17	17	17	35	35	35	37	37
72	HORSMAN	15	19	17	17	17	71	71	71	37	37	57	57	3
17	BOURNE	16	17	16	16	16	16	16	16	57	57	37	3	18
16	CLARIDGE	17	16	57	57	35	35	35	35	3	3	3	18	
57	HIATT	18	57	35	35	57	57	37	57	18	18	18		
37	TINKER	19	35	18	37	37	37	57	37	48				
3	RENDELL	20	18	37	18	3	3	3	3					
18	FIELDHOUSE	21	3	3	3	18	18	18	18					
35	KNIGHT	22	37	48	48	48	48	48	48					
48	PINFOLD	23	48											

Weather / Track : Cloudy / Dry

Results can be found at www.tsl-timing.com

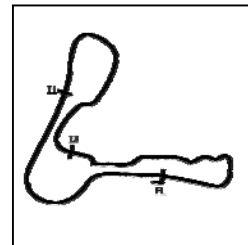
Cadwell Park
 Circuit Length = 2.1800 miles
 Start: 14:55 Flag 15:14 End: 15:16

Printed - 15:18 Sunday, 18 August 2019

2019 Bennetts British Superbike Championship - Monster Round 8

2019 HEL Performance British Motostar Championship

RACE 9 - SECTOR ANALYSIS



SECTOR 1 = FL to I1, SECTOR 2 = I1 to I2, SECTOR 3 = I2 to FL, DIFF = Difference To Personal Best Lap, P = Crossed Finish Line in Pit Lane, D = Time Disallowed

P1 64		Asher DURHAM		Mahindra - Microlise Cresswell Racing						
IDEAL LAP TIME : 1:33.830		BEST LAP TIME : 1:34.161		DIFFERENCE : 0.331						
LAP	SECTOR 1	SECTOR 2	SECTOR 3	LAP TIME	MPH	DIFF	TIME OF DAY			
1 -		125.4	29.879	40.211	113.7	1:41.209	77.54	7.048	14:57:04.210	
2 -	25.100	127.5	30.012	39.651	114.1	1:34.763	82.81	0.602	14:58:38.973	
3 -	25.117	125.2	29.774	39.641	112.7	1:34.532	83.02	0.371	15:00:13.505	
4 -	25.187	125.6	30.345	39.718	112.7	1:35.250	82.39	1.089	15:01:48.755	
5 -	25.076	123.8	30.082	39.713	113.1	1:34.871	82.72	0.710	15:03:23.626	
6 -	25.084	125.6	29.785	39.695	112.7	1:34.564	82.99	0.403	15:04:58.190	
7 -	25.192	122.2	29.586	39.439	111.2	1:34.217 (3)	83.29	0.056	15:06:32.407	
8 -	25.196	121.7	29.780	39.206	113.5	1:34.182 (2)	83.32	0.021	15:08:06.589	
9 -	25.113	124.2	29.584	39.464	110.7	1:34.161 (1)	83.34		15:09:40.750	
10 -	25.373	122.2	29.601	39.731	112.0	1:34.705	82.86	0.544	15:11:15.455	
11 -	25.376	122.9	29.798	39.399	111.6	1:34.573	82.98	0.412	15:12:50.028	
12 -	25.404	122.2	29.548	39.769	111.2	1:34.721	82.85	0.560	15:14:24.749	

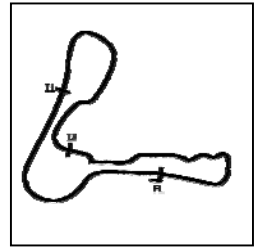
P2 70		Joshua WHATLEY		KTM - KRP						
IDEAL LAP TIME : 1:33.699		BEST LAP TIME : 1:34.086		DIFFERENCE : 0.387						
LAP	SECTOR 1	SECTOR 2	SECTOR 3	LAP TIME	MPH	DIFF	TIME OF DAY			
1 -		127.3	30.011	40.208	114.7	1:41.045	77.66	6.959	14:57:04.046	
2 -	25.166	129.0	29.948	39.715	115.1	1:34.829	82.76	0.743	14:58:38.875	
3 -	25.207	126.3	30.021	39.709	115.1	1:34.937	82.66	0.851	15:00:13.812	
4 -	25.060	126.8	30.332	39.830	115.1	1:35.222	82.41	1.136	15:01:49.034	
5 -	25.063	128.3	30.010	39.768	115.7	1:34.841	82.74	0.755	15:03:23.875	
6 -	24.944	125.2	30.032	39.743	116.1	1:34.719	82.85	0.633	15:04:58.594	
7 -	24.923	128.8	30.234	39.295	115.7	1:34.452	83.09	0.366	15:06:33.046	
8 -	25.266	127.0	29.606	39.214	115.1	1:34.086 (1)	83.41		15:08:07.132	
9 -	25.301	127.3	29.712	39.323	114.9	1:34.336 (2)	83.19	0.250	15:09:41.468	
10 -	25.221	127.3	29.855	39.373	115.9	1:34.449	83.09	0.363	15:11:15.917	
11 -	25.247	128.0	30.136	39.230	114.9	1:34.613	82.94	0.527	15:12:50.530	
12 -	25.383	125.4	29.562	39.460	115.3	1:34.405 (3)	83.13	0.319	15:14:24.935	

P3 45		Scott SWANN		IFS KTM - IFS Team Swann Racing						
IDEAL LAP TIME : 1:33.992		BEST LAP TIME : 1:34.144		DIFFERENCE : 0.152						
LAP	SECTOR 1	SECTOR 2	SECTOR 3	LAP TIME	MPH	DIFF	TIME OF DAY			
1 -		125.6	30.500	40.463	112.4	1:42.181	76.80	8.037	14:57:05.182	
2 -	25.232	124.0	29.966	40.043	113.3	1:35.241	82.40	1.097	14:58:40.423	
3 -	25.299	124.7	30.038	39.931	113.3	1:35.268	82.37	1.124	15:00:15.691	
4 -	25.380	125.4	30.288	39.874	110.1	1:35.542	82.14	1.398	15:01:51.233	
5 -	25.584	122.4	29.666	39.498	111.8	1:34.748	82.83	0.604	15:03:25.981	
6 -	25.313	123.1	29.620	39.444	111.8	1:34.377 (3)	83.15	0.233	15:05:00.358	
7 -	25.281	123.1	29.611	39.252	112.0	1:34.144 (1)	83.36		15:06:34.502	
8 -	25.525	122.6	29.585	39.339	112.0	1:34.449	83.09	0.305	15:08:08.951	
9 -	25.496	122.2	29.695	39.235	111.1	1:34.426	83.11	0.282	15:09:43.377	
10 -	25.473	122.6	29.647	39.234	112.5	1:34.354 (2)	83.17	0.210	15:11:17.731	
11 -	25.386	123.3	29.847	39.244	111.8	1:34.477	83.06	0.333	15:12:52.208	
12 -	25.524	122.4	29.728	39.175	111.6	1:34.427	83.11	0.283	15:14:26.635	

2019 Bennetts British Superbike Championship - Monster Round 8

2019 HEL Performance British Motostar Championship

RACE 9 - SECTOR ANALYSIS



SECTOR 1 = FL to I1, SECTOR 2 = I1 to I2, SECTOR 3 = I2 to FL, DIFF = Difference To Personal Best Lap, P = Crossed Finish Line in Pit Lane, D = Time Disallowed

P4 47		Jake ARCHER		KTM - City Lifting/RS Racing						
IDEAL LAP TIME : 1:34.316		BEST LAP TIME : 1:34.815		DIFFERENCE : 0.499						
LAP	SECTOR 1		SECTOR 2		SECTOR 3		LAP TIME	MPH	DIFF	TIME OF DAY
1 -		127.8	30.945	40.254	114.1	1:43.094	76.12	8.279	14:57:06.095	
2 -	25.175	127.3	30.354	40.364	114.1	1:35.893	81.84	1.078	14:58:41.988	
3 -	25.178	127.5	30.448	40.044	113.9	1:35.670	82.03	0.855	15:00:17.658	
4 -	25.150	126.6	30.262	39.941	113.5	1:35.353	82.30	0.538	15:01:53.011	
5 -	25.029	127.5	30.227	39.818	112.9	1:35.074 (3)	82.54	0.259	15:03:28.085	
6 -	24.982	126.6	30.136	39.750	115.9	1:34.868 (2)	82.72	0.053	15:05:02.953	
7 -	25.770	125.4	30.421	40.167	114.7	1:36.358	81.44	1.543	15:06:39.311	
8 -	25.634	125.9	30.093	40.899	114.1	1:36.626	81.22	1.811	15:08:15.937	
9 -	25.634	125.4	29.829	39.642	110.7	1:35.105	82.52	0.290	15:09:51.042	
10 -	25.481	122.2	29.823	39.511	112.7	1:34.815 (1)	82.77		15:11:25.857	
11 -	25.463	121.7	29.953	39.668	112.2	1:35.084	82.53	0.269	15:13:00.941	
12 -	25.542	122.2	29.980	39.749	111.2	1:35.271	82.37	0.456	15:14:36.212	

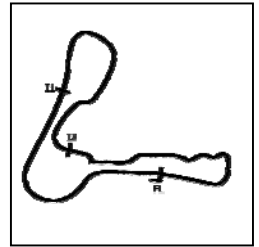
P5 14		Jack NIXON		KTM - Santander Salt						
IDEAL LAP TIME : 1:34.503		BEST LAP TIME : 1:34.823		DIFFERENCE : 0.320						
LAP	SECTOR 1		SECTOR 2		SECTOR 3		LAP TIME	MPH	DIFF	TIME OF DAY
1 -		127.3	30.154	40.184	113.9	1:41.497	77.32	6.674	14:57:04.498	
2 -	24.984	128.3	30.290	40.407	113.1	1:35.681	82.02	0.858	14:58:40.179	
3 -	25.373	124.9	30.041	39.941	112.9	1:35.355	82.30	0.532	15:00:15.534	
4 -	25.490	126.3	30.447	40.202	114.3	1:36.139	81.63	1.316	15:01:51.673	
5 -	25.403	125.4	30.172	39.765	113.3	1:35.340	82.31	0.517	15:03:27.013	
6 -	25.451	124.5	30.072	40.183	113.3	1:35.706	82.00	0.883	15:05:02.719	
7 -	25.733	122.9	30.205	40.188	113.3	1:36.126	81.64	1.303	15:06:38.845	
8 -	25.725	121.5	30.314	40.895	112.2	1:36.934	80.96	2.111	15:08:15.779	
9 -	25.781	122.9	30.114	39.754	112.5	1:35.649	82.05	0.826	15:09:51.428	
10 -	25.386	124.0	29.871	39.780	114.1	1:35.037 (2)	82.57	0.214	15:11:26.465	
11 -	25.364	124.9	29.915	39.809	113.5	1:35.088 (3)	82.53	0.265	15:13:01.553	
12 -	25.282	124.7	29.765	39.776	113.1	1:34.823 (1)	82.76		15:14:36.376	

P6 21		Jerry van de BUNT		Honda - Raha61/LJ-Racing						
IDEAL LAP TIME : 1:34.882		BEST LAP TIME : 1:35.132		DIFFERENCE : 0.250						
LAP	SECTOR 1		SECTOR 2		SECTOR 3		LAP TIME	MPH	DIFF	TIME OF DAY
1 -		127.5	30.741	40.333	114.5	1:42.871	76.29	7.739	14:57:05.872	
2 -	25.165	128.8	30.310	40.458	114.9	1:35.933	81.80	0.801	14:58:41.805	
3 -	25.205	126.8	30.312	40.139	114.7	1:35.656 (3)	82.04	0.524	15:00:17.461	
4 -	25.272	127.3	30.031	39.829	115.1	1:35.132 (1)	82.49		15:01:52.593	
5 -	25.298	126.1	30.137	40.584	114.9	1:36.019	81.73	0.887	15:03:28.612	
6 -	25.098	127.3	30.108	39.927	115.3	1:35.133 (2)	82.49	0.001	15:05:03.745	
7 -	25.260	127.8	30.599	40.410	114.7	1:36.269	81.52	1.137	15:06:40.014	
8 -	25.773	124.9	30.184	41.001	115.3	1:36.958	80.94	1.826	15:08:16.972	
9 -	25.556	124.7	30.164	39.941	113.1	1:35.661	82.04	0.529	15:09:52.633	
10 -	25.482	124.2	29.955	40.284	114.5	1:35.721	81.98	0.589	15:11:28.354	
11 -	25.717	123.5	30.612	40.367	113.9	1:36.696	81.16	1.564	15:13:05.050	
12 -	25.703	123.8	30.769	40.738	113.1	1:37.210	80.73	2.078	15:14:42.260	

2019 Bennetts British Superbike Championship - Monster Round 8

2019 HEL Performance British Motostar Championship

RACE 9 - SECTOR ANALYSIS



SECTOR 1 = FL to I1, SECTOR 2 = I1 to I2, SECTOR 3 = I2 to FL, DIFF = Difference To Personal Best Lap, P = Crossed Finish Line in Pit Lane, D = Time Disallowed

P7		19 S		Scott OGDEN		Honda - Premium Motorhomes Scott Ogden Racing				
IDEAL LAP TIME : 1:35.780		BEST LAP TIME : 1:35.995		DIFFERENCE : 0.215						
LAP	SECTOR 1	SECTOR 2	SECTOR 3	LAP TIME	MPH	DIFF	TIME OF DAY			
1 -		112.9	31.079	40.737	106.5	2:04.335	63.12	28.340	14:57:27.336	
2 -	26.121	119.4	30.900	40.461	107.0	1:37.482	80.50	1.487	14:59:04.818	
3 -	25.957	118.7	30.557	40.281	106.3	1:36.795	81.07	0.800	15:00:41.613	
4 -	26.106	117.7	30.079	40.022	105.5	1:36.207 (2)	81.57	0.212	15:02:17.820	
5 -	26.246	114.3	30.049	40.111	104.8	1:36.406	81.40	0.411	15:03:54.226	
6 -	26.172	115.3	29.958	39.865	105.5	1:35.995 (1)	81.75		15:05:30.221	
7 -	26.216	114.9	30.143	41.365	104.6	1:37.724	80.30	1.729	15:07:07.945	
8 -	26.483	117.3	30.003	40.101	105.3	1:36.587	81.25	0.592	15:08:44.532	
9 -	26.363	118.3	30.066	39.956	105.5	1:36.385 (3)	81.42	0.390	15:10:20.917	
10 -	26.335	114.5	30.130	40.127	105.8	1:36.592	81.24	0.597	15:11:57.509	
11 -	26.387	114.7	30.403	40.236	106.0	1:37.026	80.88	1.031	15:13:34.535	
12 -	26.340	115.9	30.289	40.238	105.6	1:36.867	81.01	0.872	15:15:11.402	

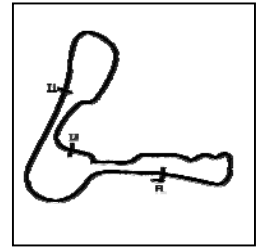
P8		72 S		Cameron HORSMAN		Honda - Nova Racing/SP 125				
IDEAL LAP TIME : 1:36.026		BEST LAP TIME : 1:36.230		DIFFERENCE : 0.204						
LAP	SECTOR 1	SECTOR 2	SECTOR 3	LAP TIME	MPH	DIFF	TIME OF DAY			
1 -		116.9	30.904	40.724	108.0	2:04.071	63.25	27.841	14:57:27.072	
2 -	26.277	117.9	30.701	40.446	108.2	1:37.424	80.55	1.194	14:59:04.496	
3 -	26.165	117.9	30.483	40.284	105.3	1:36.932	80.96	0.702	15:00:41.428	
4 -	26.297	115.7	30.448	39.872	107.8	1:36.617	81.22	0.387	15:02:18.045	
5 -	25.988	116.5	30.328	39.985	107.5	1:36.301 (2)	81.49	0.071	15:03:54.346	
6 -	26.067	117.9	30.297	39.866	107.0	1:36.230 (1)	81.55		15:05:30.576	
7 -	26.041	117.7	30.172	41.319	106.8	1:37.532	80.46	1.302	15:07:08.108	
8 -	26.272	114.7	30.218	40.006	107.8	1:36.496 (3)	81.33	0.266	15:08:44.604	
9 -	26.262	115.3	30.358	39.883	108.0	1:36.503	81.32	0.273	15:10:21.107	
10 -	26.197	115.5	30.290	40.146	108.2	1:36.633	81.21	0.403	15:11:57.740	
11 -	26.228	116.1	30.496	40.139	108.5	1:36.863	81.02	0.633	15:13:34.603	
12 -	26.306	113.7	30.392	40.154	108.0	1:36.852	81.03	0.622	15:15:11.455	

P9		17 S		Franco BOURNE		Honda - Franco Bourne / SP125				
IDEAL LAP TIME : 1:36.015		BEST LAP TIME : 1:36.692		DIFFERENCE : 0.677						
LAP	SECTOR 1	SECTOR 2	SECTOR 3	LAP TIME	MPH	DIFF	TIME OF DAY			
1 -		117.5	31.026	40.832	105.3	2:04.766	62.90	28.074	14:57:27.767	
2 -	26.449	115.5	30.559	40.564	105.6	1:37.572	80.43	0.880	14:59:05.339	
3 -	26.297	115.3	30.343	40.298	106.1	1:36.938 (3)	80.95	0.246	15:00:42.277	
4 -	25.927	117.9	30.435	40.598	105.5	1:36.960	80.94	0.268	15:02:19.237	
5 -	26.237	114.5	30.170	40.458	104.6	1:36.865 (2)	81.02	0.173	15:03:56.102	
6 -	26.354	113.3	30.166	40.467	104.5	1:36.987	80.91	0.295	15:05:33.089	
7 -	26.472	113.5	30.438	40.446	104.2	1:37.356	80.61	0.664	15:07:10.445	
8 -	26.420	114.1	30.151	41.105	104.6	1:37.676	80.34	0.984	15:08:48.121	
9 -	26.444	116.3	30.586	40.057	106.0	1:37.087	80.83	0.395	15:10:25.208	
10 -	26.322	113.3	30.433	39.937	105.1	1:36.692 (1)	81.16		15:12:01.900	
11 -	26.477	112.9	30.336	40.176	104.0	1:36.989	80.91	0.297	15:13:38.889	
12 -	26.436	112.9	30.313	40.234	104.8	1:36.983	80.92	0.291	15:15:15.872	

2019 Bennetts British Superbike Championship - Monster Round 8

2019 HEL Performance British Motostar Championship

RACE 9 - SECTOR ANALYSIS



SECTOR 1 = FL to I1, SECTOR 2 = I1 to I2, SECTOR 3 = I2 to FL, DIFF = Difference To Personal Best Lap, P = Crossed Finish Line in Pit Lane, D = Time Disallowed

P10 71 S		Charlie FARRER		Honda - Banks Racing/MotoEngineering						
IDEAL LAP TIME : 1:36.251		BEST LAP TIME : 1:36.597		DIFFERENCE : 0.346						
LAP	SECTOR 1		SECTOR 2		SECTOR 3		LAP TIME	MPH	DIFF	TIME OF DAY
1 -		120.9	30.691	40.793	106.5	2:03.970	63.30	27.373	14:57:26.971	
2 -	26.317	116.3	30.603	40.487	106.8	1:37.407	80.56	0.810	14:59:04.378	
3 -	26.285	115.7	30.927	40.341	107.3	1:37.553	80.44	0.956	15:00:41.931	
4 -	25.978	119.1	30.408	40.268	107.8	1:36.654 (2)	81.19	0.057	15:02:18.585	
5 -	26.070	118.1	30.177	42.079	107.0	1:38.326	79.81	1.729	15:03:56.911	
6 -	26.205	116.7	30.188	40.629	106.8	1:37.022	80.88	0.425	15:05:33.933	
7 -	26.369	116.3	30.181	40.203	107.0	1:36.753	81.11	0.156	15:07:10.686	
8 -	26.245	119.8	30.254	41.037	108.0	1:37.536	80.46	0.939	15:08:48.222	
9 -	26.170	116.3	30.309	40.218	106.8	1:36.697 (3)	81.16	0.100	15:10:24.919	
10 -	26.585	117.7	30.655	40.189	107.8	1:37.429	80.55	0.832	15:12:02.348	
11 -	26.338	115.9	30.232	40.414	106.3	1:36.984	80.92	0.387	15:13:39.332	
12 -	26.324	115.7	30.153	40.120	106.6	1:36.597 (1)	81.24		15:15:15.929	

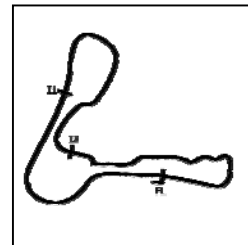
P11 54		Sam BURMAN		KTM - TeamWNT Burman Racing						
IDEAL LAP TIME : 1:39.070		BEST LAP TIME : 1:39.289		DIFFERENCE : 0.219						
LAP	SECTOR 1		SECTOR 2		SECTOR 3		LAP TIME	MPH	DIFF	TIME OF DAY
1 -		124.9	31.486	41.838	110.5	1:45.906	74.10	6.617	14:57:08.907	
2 -	26.285	123.1	31.575	42.220	111.6	1:40.080	78.41	0.791	14:58:48.987	
3 -	26.454	121.7	31.742	42.104	110.9	1:40.300	78.24	1.011	15:00:29.287	
4 -	26.492	122.0	31.460	41.835	111.4	1:39.787	78.64	0.498	15:02:09.074	
5 -	26.328	122.0	31.432	41.773	110.7	1:39.533	78.84	0.244	15:03:48.607	
6 -	26.347	122.0	31.214	41.728	110.7	1:39.289 (1)	79.04		15:05:27.896	
7 -	26.410	121.5	31.537	42.291	107.3	1:40.238	78.29	0.949	15:07:08.134	
8 -	26.982	122.4	31.247	42.684	111.8	1:40.913	77.77	1.624	15:08:49.047	
9 -	26.391	123.8	31.209	41.868	111.6	1:39.468	78.90	0.179	15:10:28.515	
10 -	26.298	121.5	31.361	41.667	111.8	1:39.326 (3)	79.01	0.037	15:12:07.841	
11 -	26.295	121.7	31.444	41.576	111.4	1:39.315 (2)	79.02	0.026	15:13:47.156	
12 -	26.318	122.4	31.242	41.899	110.9	1:39.459	78.90	0.170	15:15:26.615	

P12 16 S		Harvey CLARIDGE		Honda - Nova Racing/SP 125						
IDEAL LAP TIME : 1:37.842		BEST LAP TIME : 1:38.263		DIFFERENCE : 0.421						
LAP	SECTOR 1		SECTOR 2		SECTOR 3		LAP TIME	MPH	DIFF	TIME OF DAY
1 -		116.7	31.174	41.206	106.3	2:05.349	62.60	27.086	14:57:28.350	
2 -	26.380	117.3	30.676	41.207	105.8	1:38.263 (1)	79.86		14:59:06.613	
3 -	26.580	115.1	31.068	41.635	105.0	1:39.283	79.04	1.020	15:00:45.896	
4 -	26.672	114.7	30.935	41.125	104.5	1:38.732	79.48	0.469	15:02:24.628	
5 -	26.822	113.5	30.934	41.153	105.1	1:38.909	79.34	0.646	15:04:03.537	
6 -	26.706	113.5	30.668	41.059	104.6	1:38.433 (2)	79.73	0.170	15:05:41.970	
7 -	26.806	113.3	30.964	40.794	105.1	1:38.564 (3)	79.62	0.301	15:07:20.534	
8 -	26.962	112.7	31.138	41.175	104.8	1:39.275	79.05	1.012	15:08:59.809	
9 -	26.895	113.1	30.924	40.937	105.6	1:38.756	79.46	0.493	15:10:38.565	
10 -	26.919	112.7	30.898	41.082	105.5	1:38.899	79.35	0.636	15:12:17.464	
11 -	27.048	112.4	31.099	41.661	105.3	1:39.808	78.63	1.545	15:13:57.272	
12 -	27.218	112.2	31.347	41.993	105.1	1:40.558	78.04	2.295	15:15:37.830	

2019 Bennetts British Superbike Championship - Monster Round 8

2019 HEL Performance British Motostar Championship

RACE 9 - SECTOR ANALYSIS



SECTOR 1 = FL to I1, SECTOR 2 = I1 to I2, SECTOR 3 = I2 to FL, DIFF = Difference To Personal Best Lap, P = Crossed Finish Line in Pit Lane, D = Time Disallowed

P13 35 S		Jeremy KNIGHT		Honda - Jeremy Knight Racing / SP125					
IDEAL LAP TIME : 1:39.018		BEST LAP TIME : 1:39.298		DIFFERENCE : 0.280					
LAP	SECTOR 1	SECTOR 2	SECTOR 3	LAP TIME	MPH	DIFF	TIME OF DAY		
1 -		117.9	31.577	42.166	104.2	2:07.678	61.46	28.380	14:57:30.679
2 -	26.942	114.1	31.758	42.102	105.1	1:40.802	77.85	1.504	14:59:11.481
3 -	27.365	113.9	31.555	41.825	105.5	1:40.745	77.90	1.447	15:00:52.226
4 -	27.320	113.1	31.034	41.099	102.1	1:39.453 (2)	78.91	0.155	15:02:31.679
5 -	27.052	112.0	30.977	41.591	103.0	1:39.620 (3)	78.78	0.322	15:04:11.299
6 -	27.128	111.4	31.359	41.317	100.9	1:39.804	78.63	0.506	15:05:51.103
7 -	27.261	111.4	31.183	41.496	102.4	1:39.940	78.52	0.642	15:07:31.043
8 -	27.238	111.6	31.188	41.514	102.1	1:39.940	78.52	0.642	15:09:10.983
9 -	27.374	110.7	31.078	42.131	101.6	1:40.583	78.02	1.285	15:10:51.566
10 -	27.431	112.2	31.247	41.576	103.0	1:40.254	78.28	0.956	15:12:31.820
11 -	27.207	111.6	31.429	41.572	102.9	1:40.208	78.31	0.910	15:14:12.028
12 -	27.145	111.6	30.986	41.167	103.8	1:39.298 (1)	79.03		15:15:51.326

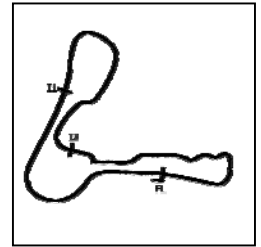
P14 37 S		Corey TINKER		Honda - Microlise Cresswell Racing					
IDEAL LAP TIME : 1:38.765		BEST LAP TIME : 1:39.676		DIFFERENCE : 0.911					
LAP	SECTOR 1	SECTOR 2	SECTOR 3	LAP TIME	MPH	DIFF	TIME OF DAY		
1 -		118.7	32.217	42.458	106.8	2:08.967	60.85	29.291	14:57:31.968
2 -	26.567	117.1	31.786	42.115	107.5	1:40.468	78.11	0.792	14:59:12.436
3 -	26.877	118.1	31.517	41.452	107.0	1:39.846 (3)	78.60	0.170	15:00:52.282
4 -	27.429	116.9	31.634	41.349	107.5	1:40.412	78.15	0.736	15:02:32.694
5 -	27.040	113.7	31.770	41.485	108.7	1:40.295	78.24	0.619	15:04:12.989
6 -	27.079	112.4	31.644	41.268	105.5	1:39.991	78.48	0.315	15:05:52.980
7 -	27.256	112.4	31.704	41.112	105.5	1:40.072	78.42	0.396	15:07:33.052
8 -	27.355	117.5	31.204	42.164	104.0	1:40.723	77.91	1.047	15:09:13.775
9 -	27.474	112.7	31.577	41.367	105.1	1:40.418	78.15	0.742	15:10:54.193
10 -	27.400	112.9	31.239	41.163	107.5	1:39.802 (2)	78.63	0.126	15:12:33.995
11 -	27.478	112.0	31.134	41.064	105.3	1:39.676 (1)	78.73		15:14:13.671
12 -	27.302	113.3	31.529	41.909	104.2	1:40.740	77.90	1.064	15:15:54.411

P15 3 S		Louis RENDELL		Honda - Microlise Cresswell Racing					
IDEAL LAP TIME : 1:39.138		BEST LAP TIME : 1:39.469		DIFFERENCE : 0.331					
LAP	SECTOR 1	SECTOR 2	SECTOR 3	LAP TIME	MPH	DIFF	TIME OF DAY		
1 -		119.4	31.964	42.434	105.6	2:08.741	60.95	29.272	14:57:31.742
2 -	26.835	114.9	32.398	41.650	107.2	1:40.883	77.79	1.414	14:59:12.625
3 -	27.131	112.0	31.628	42.456	103.8	1:41.215	77.53	1.746	15:00:53.840
4 -	26.781	115.1	31.375	41.718	104.3	1:39.874	78.57	0.405	15:02:33.714
5 -	26.875	112.7	31.148	41.446	107.5	1:39.469 (1)	78.89		15:04:13.183
6 -	27.156	113.9	31.784	41.209	105.8	1:40.149	78.36	0.680	15:05:53.332
7 -	27.128	111.2	31.707	41.281	105.1	1:40.116	78.38	0.647	15:07:33.448
8 -	27.394	110.9	31.196	41.966	104.8	1:40.556	78.04	1.087	15:09:14.004
9 -	27.329	113.7	32.037	41.326	105.5	1:40.692	77.94	1.223	15:10:54.696
10 -	27.121	110.5	31.285	41.347	104.8	1:39.753 (2)	78.67	0.284	15:12:34.449
11 -	27.201	109.8	31.246	41.312	107.2	1:39.759 (3)	78.67	0.290	15:14:14.208
12 -	27.298	108.9	31.462	41.519	104.5	1:40.279	78.26	0.810	15:15:54.487

2019 Bennetts British Superbike Championship - Monster Round 8

2019 HEL Performance British Motostar Championship

RACE 9 - SECTOR ANALYSIS



SECTOR 1 = FL to I1, SECTOR 2 = I1 to I2, SECTOR 3 = I2 to FL, DIFF = Difference To Personal Best Lap, P = Crossed Finish Line in Pit Lane, D = Time Disallowed

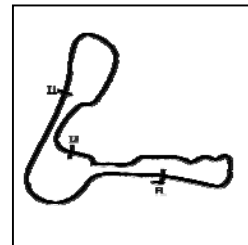
P16 18 S		Jodie FIELDHOUSE			Honda - Go Pink Racing					
IDEAL LAP TIME : 1:39.337		BEST LAP TIME : 1:39.337			DIFFERENCE : 0.000					
LAP	SECTOR 1	SECTOR 2	SECTOR 3	LAP TIME	MPH	DIFF	TIME OF DAY			
1 -		117.5	32.340	42.516	106.3	2:08.637	61.00	29.300	14:57:31.638	
2 -	26.801	115.7	31.634	42.301	106.8	1:40.736	77.90	1.399	14:59:12.374	
3 -	26.941	116.5	31.913	42.247	106.5	1:41.101	77.62	1.764	15:00:53.475	
4 -	26.984	116.9	31.316	42.411	105.6	1:40.711	77.92	1.374	15:02:34.186	
5 -	26.712	117.7	31.248	42.085	106.6	1:40.045 (2)	78.44	0.708	15:04:14.231	
6 -	26.784	117.3	31.499	42.199	105.8	1:40.482	78.10	1.145	15:05:54.713	
7 -	26.644	116.1	31.153	41.540	106.6	1:39.337 (1)	79.00		15:07:34.050	
8 -	26.775	117.7	31.430	42.113	107.7	1:40.318	78.23	0.981	15:09:14.368	
9 -	27.220	117.5	31.964	42.004	106.8	1:41.188	77.55	1.851	15:10:55.556	
10 -	26.694	117.1	31.386	42.368	105.8	1:40.448	78.13	1.111	15:12:36.004	
11 -	26.881	116.1	31.319	41.958	106.0	1:40.158 (3)	78.35	0.821	15:14:16.162	
12 -	26.994	115.1	31.340	42.085	106.3	1:40.419	78.15	1.082	15:15:56.581	

P17 57 S		Josh HIATT			Honda - Sorrymate.com					
IDEAL LAP TIME : 1:39.231		BEST LAP TIME : 1:39.432			DIFFERENCE : 0.201					
LAP	SECTOR 1	SECTOR 2	SECTOR 3	LAP TIME	MPH	DIFF	TIME OF DAY			
1 -		116.3	31.377	42.146	103.2	2:07.385	61.60	27.953	14:57:30.386	
2 -	27.240	111.2	31.461	42.173	103.7	1:40.874	77.80	1.442	14:59:11.260	
3 -	27.557	112.2	31.295	41.983	102.9	1:40.835	77.83	1.403	15:00:52.095	
4 -	27.439	111.8	31.351	41.698	103.4	1:40.488	78.09	1.056	15:02:32.583	
5 -	27.316	115.3	31.198	41.841	104.5	1:40.355	78.20	0.923	15:04:12.938	
6 -	27.240	115.1	31.204	41.629	103.2	1:40.073 (3)	78.42	0.641	15:05:53.011	
7 -	27.238	111.4	31.066	41.623	104.2	1:39.927 (2)	78.53	0.495	15:07:32.938	
8 -	27.424	112.2	31.284	42.260	104.8	1:40.968	77.72	1.536	15:09:13.906	
9 -	27.720	114.1	31.474	41.414	105.0	1:40.608	78.00	1.176	15:10:54.514	
10 -	27.114	114.9	30.897	41.421	104.3	1:39.432 (1)	78.92		15:12:33.946	
11 -	27.767	110.7	30.752	41.675	105.8	1:40.194	78.32	0.762	15:14:14.140	

P18 11		Dan JONES			KTM - City Lifting/RS Racing					
IDEAL LAP TIME : 1:33.813		BEST LAP TIME : 1:33.895			DIFFERENCE : 0.082					
LAP	SECTOR 1	SECTOR 2	SECTOR 3	LAP TIME	MPH	DIFF	TIME OF DAY			
1 -		124.2	29.970	40.270	114.7	1:40.800	77.85	6.905	14:57:03.801	
2 -	25.036	124.9	30.003	39.325	113.3	1:34.364 (3)	83.16	0.469	14:58:38.165	
3 -	25.405	126.1	30.031	39.579	113.7	1:35.015	82.59	1.120	15:00:13.180	
4 -	25.368	127.8	30.201	39.646	113.9	1:35.215	82.42	1.320	15:01:48.395	
5 -	25.293	124.7	30.076	39.674	113.5	1:35.043	82.57	1.148	15:03:23.438	
6 -	25.329	125.2	29.861	39.682	114.5	1:34.872	82.72	0.977	15:04:58.310	
7 -	25.131	126.3	29.867	39.216	114.1	1:34.214 (2)	83.30	0.319	15:06:32.524	
8 -	25.118	126.8	29.572	39.205	113.1	1:33.895 (1)	83.58		15:08:06.419	
9 -	25.182	124.0	30.038	39.289	113.9	1:34.509	83.04	0.614	15:09:40.928	
10 -	25.280	123.3	29.804	39.581	114.1	1:34.665	82.90	0.770	15:11:15.593	

P19 48		Sharni PINFOLD			Honda - City Lifting/RS Racing					
IDEAL LAP TIME : 1:41.995		BEST LAP TIME : 1:42.243			DIFFERENCE : 0.248					
LAP	SECTOR 1	SECTOR 2	SECTOR 3	LAP TIME	MPH	DIFF	TIME OF DAY			
1 -	OUTLAP	116.1	32.408	42.615	106.8	2:09.787	60.46	27.544	14:57:32.788	
2 -	27.238	116.5	32.142	42.863	106.1	1:42.243 (1)	76.75		14:59:15.031	
3 -	27.521	115.1	32.528	42.773	105.3	1:42.822 (3)	76.32	0.579	15:00:57.853	
4 -	27.569	114.7	32.499	43.395	104.5	1:43.463	75.85	1.220	15:02:41.316	
5 -	27.742	113.7	32.574	44.223	104.0	1:44.539	75.07	2.296	15:04:25.855	
6 -	27.861	113.9	32.578	43.281	105.3	1:43.720	75.66	1.477	15:06:09.575	
7 -	27.689	113.9	32.148	42.953	105.3	1:42.790 (2)	76.35	0.547	15:07:52.365	
8 -	29.132	87.8	33.224	IN PIT		8:19.119 P	15.72	6:36.876	15:16:11.484	

RACE 9 - SECTOR ANALYSIS



SECTOR 1 = FL to I1, SECTOR 2 = I1 to I2, SECTOR 3 = I2 to FL, DIFF = Difference To Personal Best Lap, P = Crossed Finish Line in Pit Lane, D = Time Disallowed

P20		1		Victor RODRIGUEZ		DR Moto - GA Competition				
IDEAL LAP TIME : 1:34.062		BEST LAP TIME : 1:34.567		DIFFERENCE : 0.505						
LAP	SECTOR 1	SECTOR 2	SECTOR 3	LAP TIME	MPH	DIFF	TIME OF DAY			
1 -		124.5	29.929	40.259	112.7	1:40.732	77.90	6.165	14:57:03.733	
2 -	25.155	128.3	30.121	39.291	115.7	1:34.567 (1)	82.98		14:58:38.300	
3 -	25.235	124.5	29.939	39.610	112.7	1:34.784	82.79	0.217	15:00:13.084	
4 -	25.454	125.2	30.083	39.571	113.1	1:35.108	82.51	0.541	15:01:48.192	
5 -	25.439	124.5	30.030	39.611	112.9	1:35.080	82.54	0.513	15:03:23.272	
6 -	25.346	124.5	29.701	39.628	113.7	1:34.675 (2)	82.89	0.108	15:04:57.947	
7 -	25.368	124.5	30.180	39.206	116.3	1:34.754 (3)	82.82	0.187	15:06:32.701	

P21		7		Edmund BEST		KTM - SymCirrus Motorsport				
IDEAL LAP TIME : 1:34.739		BEST LAP TIME : 1:35.000		DIFFERENCE : 0.261						
LAP	SECTOR 1	SECTOR 2	SECTOR 3	LAP TIME	MPH	DIFF	TIME OF DAY			
1 -		124.5	30.476	40.229	112.4	1:42.356	76.67	7.356	14:57:05.357	
2 -	25.561	124.2	30.052	40.063	111.2	1:35.676	82.02	0.676	14:58:41.033	
3 -	25.577	122.4	29.910	39.513	111.6	1:35.000 (1)	82.61		15:00:16.033	
4 -	25.455	124.2	29.992	39.881	111.6	1:35.328 (3)	82.32	0.328	15:01:51.361	
5 -	25.801	124.0	30.243	39.923	111.6	1:35.967	81.77	0.967	15:03:27.328	
6 -	25.371	124.0	30.147	39.793	110.0	1:35.311 (2)	82.34	0.311	15:05:02.639	
7 -	26.004	124.0	30.155	39.699	110.1	1:35.858	81.87	0.858	15:06:38.497	

P22		99		Jamie DAVIS		KTM - FPW Racing				
IDEAL LAP TIME : 1:34.871		BEST LAP TIME : 1:35.324		DIFFERENCE : 0.453						
LAP	SECTOR 1	SECTOR 2	SECTOR 3	LAP TIME	MPH	DIFF	TIME OF DAY			
1 -		129.0	30.926	40.169	114.3	1:42.446	76.60	7.122	14:57:05.447	
2 -	25.059	126.8	30.114	40.626	112.7	1:35.799	81.92	0.475	14:58:41.246	
3 -	25.290	125.9	30.311	39.916	112.0	1:35.517	82.16	0.193	15:00:16.763	
4 -	25.271	125.2	30.016	40.116	112.7	1:35.403 (3)	82.26	0.079	15:01:52.166	
5 -	25.219	126.3	30.211	39.894	114.1	1:35.324 (1)	82.33		15:03:27.490	
6 -	25.209	126.1	30.278	39.873	114.3	1:35.360 (2)	82.29	0.036	15:05:02.850	
7 -	25.831	126.1	30.240	40.292	112.2	1:36.363	81.44	1.039	15:06:39.213	

P23		96		Brandon PAASCH		KTM - FPW Racing				
IDEAL LAP TIME : 1:35.024		BEST LAP TIME :		DIFFERENCE :						
LAP	SECTOR 1	SECTOR 2	SECTOR 3	LAP TIME	MPH	DIFF	TIME OF DAY			
1 -		126.3	30.210	40.307	113.9	1:41.771	77.11		14:57:04.772	

MCRCB BULLETIN TK267**2019 Bennetts British Superbike Championship - Monster Round 8****2019 HEL Performance British Motostar Championship****RACE 9 - BEST SECTORS**

SECTOR 1			SECTOR 2			SECTOR 3			IDEAL / BEST COMPARISON						
POS	NO	NAME	TIME	NO	NAME	TIME	NO	NAME	TIME	POS	NO	NAME	IDEAL	BEST	DIFF
													PERFECT LAP	1:33.564	
1	96	PAASCH	24.841	64	DURHAM	29.548	45	SWANN	39.175	1	70	WHATLEY	1:33.699	1:34.086	0.387
2	70	WHATLEY	24.923	70	WHATLEY	29.562	11	JONES	39.205	2	11	JONES	1:33.813	1:33.895	0.082
3	47	ARCHER	24.982	11	JONES	29.572	64	DURHAM	39.206	3	64	DURHAM	1:33.830	1:34.161	0.331
4	14	NIXON	24.984	45	SWANN	29.585	1	RODRIGUEZ	39.206	4	45	SWANN	1:33.992	1:34.144	0.152
5	11	JONES	25.036	1	RODRIGUEZ	29.701	70	WHATLEY	39.214	5	1	RODRIGUEZ	1:34.062	1:34.567	0.505
6	99	DAVIS	25.059	14	NIXON	29.765	47	ARCHER	39.511	6	47	ARCHER	1:34.316	1:34.815	0.499
7	64	DURHAM	25.076	47	ARCHER	29.823	7	BEST	39.513	7	14	NIXON	1:34.503	1:34.823	0.320
8	21	van de BUNT	25.098	7	BEST	29.855	14	NIXON	39.754	8	7	BEST	1:34.739	1:35.000	0.261
9	1	RODRIGUEZ	25.155	96	PAASCH	29.876	21	van de BUNT	39.829	9	99	DAVIS	1:34.871	1:35.324	0.453
10	45	SWANN	25.232	99	DAVIS	29.939	19	OGDEN	39.865	10	21	van de BUNT	1:34.882	1:35.132	0.250
11	7	BEST	25.371	21	van de BUNT	29.955	72	HORSMAN	39.866	11	96	PAASCH	1:35.024		
12	17	BOURNE	25.927	19	OGDEN	29.958	99	DAVIS	39.873	12	19	OGDEN	1:35.780	1:35.995	0.215
13	19	OGDEN	25.957	17	BOURNE	30.151	17	BOURNE	39.937	13	17	BOURNE	1:36.015	1:36.692	0.677
14	71	FARRER	25.978	71	FARRER	30.153	71	FARRER	40.120	14	72	HORSMAN	1:36.026	1:36.230	0.204
15	72	HORSMAN	25.988	72	HORSMAN	30.172	96	PAASCH	40.307	15	71	FARRER	1:36.251	1:36.597	0.346
16	54	BURMAN	26.285	16	CLARIDGE	30.668	16	CLARIDGE	40.794	16	16	CLARIDGE	1:37.842	1:38.263	0.421
17	16	CLARIDGE	26.380	57	HIATT	30.752	37	TINKER	41.064	17	37	TINKER	1:38.765	1:39.676	0.911
18	37	TINKER	26.567	35	KNIGHT	30.977	35	KNIGHT	41.099	18	35	KNIGHT	1:39.018	1:39.298	0.280
19	18	FIELDHOUSE	26.644	37	TINKER	31.134	3	RENDELL	41.209	19	54	BURMAN	1:39.070	1:39.289	0.219
20	3	RENDELL	26.781	3	RENDELL	31.148	57	HIATT	41.414	20	3	RENDELL	1:39.138	1:39.469	0.331
21	35	KNIGHT	26.942	18	FIELDHOUSE	31.153	18	FIELDHOUSE	41.540	21	57	HIATT	1:39.231	1:39.432	0.201
22	57	HIATT	27.065	54	BURMAN	31.209	54	BURMAN	41.576	22	18	FIELDHOUSE	1:39.337	1:39.337	0.000
23	48	PINFOLD	27.238	48	PINFOLD	32.142	48	PINFOLD	42.615	23	48	PINFOLD	1:41.995	1:42.243	0.248

Weather / Track : Cloudy / Dry

Cadwell Park

Circuit Length = 2.1800 miles

Start: 14:55 Flag 15:14 End: 15:16

Results can be found at www.tsl-timing.com

Printed - 15:19 Sunday, 18 August 2019

MCRCB BULLETIN TK268**2019 Bennetts British Superbike Championship - Monster Round 8****2019 HEL Performance British Motostar Championship****RACE 9 - BEST SPEEDS**

POS	INTERMEDIATE 1			INTERMEDIATE 2			FINISH LINE		
	NO	NAME	MPH	NO	NAME	MPH	NO	NAME	MPH
1	70	WHATLEY	129.0				1	RODRIGUEZ	116.3
2	99	DAVIS	129.0				70	WHATLEY	116.1
3	96	PAASCH	129.0				47	ARCHER	115.9
4	21	van de BUNT	128.8				21	van de BUNT	115.3
5	14	NIXON	128.3				11	JONES	114.7
6	1	RODRIGUEZ	128.3				14	NIXON	114.3
7	47	ARCHER	127.8				99	DAVIS	114.3
8	11	JONES	127.8				64	DURHAM	114.1
9	64	DURHAM	127.5				96	PAASCH	113.9
10	45	SWANN	125.6				45	SWANN	113.3
11	54	BURMAN	124.9				7	BEST	112.4
12	7	BEST	124.5				54	BURMAN	111.8
13	71	FARRER	120.9				37	TINKER	108.7
14	19	OGDEN	119.4				72	HORSMAN	108.5
15	3	RENDELL	119.4				71	FARRER	108.0
16	37	TINKER	118.7				18	FIELDHOUSE	107.7
17	72	HORSMAN	117.9				3	RENDELL	107.5
18	17	BOURNE	117.9				19	OGDEN	107.0
19	35	KNIGHT	117.9				48	PINFOLD	106.8
20	18	FIELDHOUSE	117.7				16	CLARIDGE	106.3
21	16	CLARIDGE	117.3				17	BOURNE	106.1
22	48	PINFOLD	116.5				57	HIATT	105.8
23	57	HIATT	116.3				35	KNIGHT	105.5

Weather / Track : Cloudy / Dry

Results can be found at www.tsl-timing.comCadwell Park
Circuit Length = 2.1800 miles
Start: 14:55 Flag 15:14 End: 15:16

Printed - 15:19 Sunday, 18 August 2019

MCRCB BULLETIN TK269

2019 Bennetts British Superbike Championship - Monster Round 8

2019 HEL Performance British Motostar Championship

RACE 9 - STATISTICS

Competitors Started 23
Planned Start 2019-08-18 @ 14:55:00.000
Actual Start 2019-08-18 @ 14:55:23.000
Finish Time 2019-08-18 @ 15:14:24.748
Track Length 2.1800mi.
Total Laps 243
Total Distance Covered 529.7445mi.

Session Fastest Lap History

NO	CL	NAME	LAP TIME	TIME OF DAY	LAP	VEHICLE
11		Dan JONES	1:34.364	14:58:38.183	2	KTM
64		Asher DURHAM	1:34.217	15:06:32.433	7	Mahindra
11		Dan JONES	1:34.214	15:06:32.542	7	KTM
45		Scott SWANN	1:34.144	15:06:34.527	7	IFS KTM
11		Dan JONES	1:33.895	15:08:06.438	8	KTM

Session Leader History

NO	CL	NAME	FROM LAP	LAPS LED	DISTANCE	VEHICLE
1		Victor RODRIGUEZ	1	1	2.18 miles	DR Moto
11		Dan JONES	2	1	2.18 miles	KTM
1		Victor RODRIGUEZ	3	4	8.72 miles	DR Moto
64		Asher DURHAM	7	1	2.18 miles	Mahindra
11		Dan JONES	8	1	2.18 miles	KTM
64		Asher DURHAM	9	4	8.72 miles	Mahindra

Flag History

TYPE	TIME OF DAY
GREEN	14:55:23.000
FINISH	15:14:24.748

Flag Statistics

TYPE	COUNT	TOTAL LAPS	TOTAL TIME
Green	1	12	20:54.167
Red	0	0	0.000
Safety Car	0	0	0.000
FCY	0	0	0.000

Weather / Track : Cloudy / Dry

These results are provisional until the conclusion of any judicial and technical matters.

Cadwell Park
Circuit Length = 2.1800 miles
Start: 14:55 Flag 15:14 End: 15:16

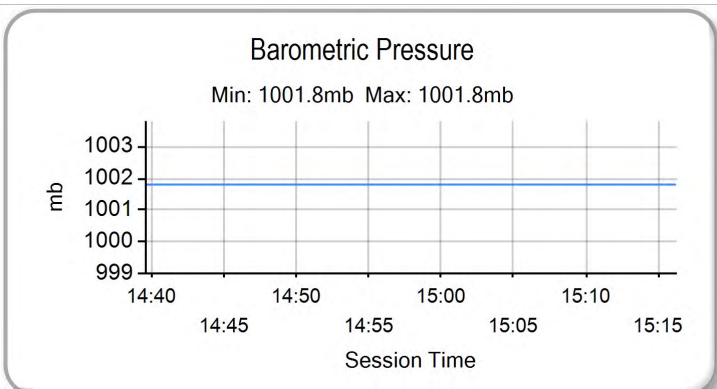
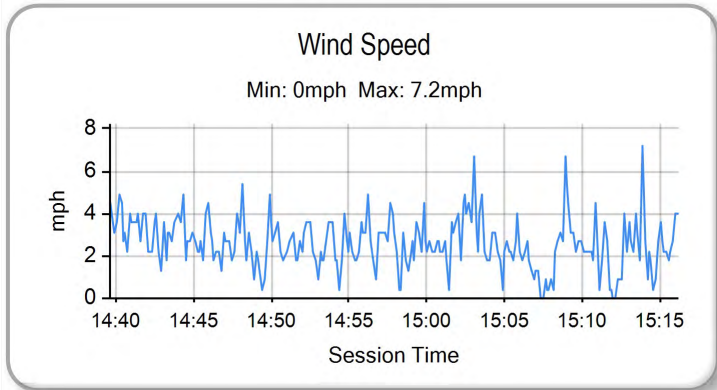
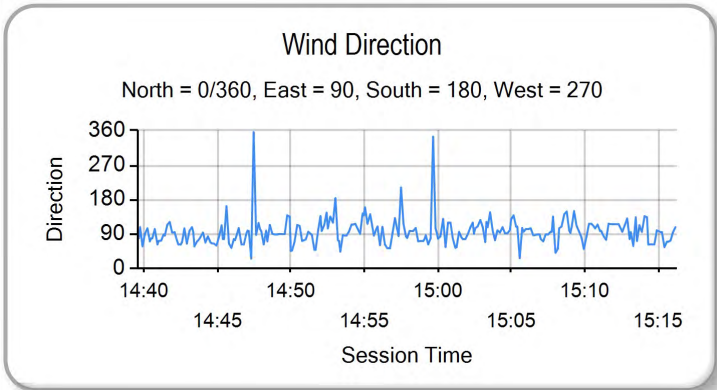
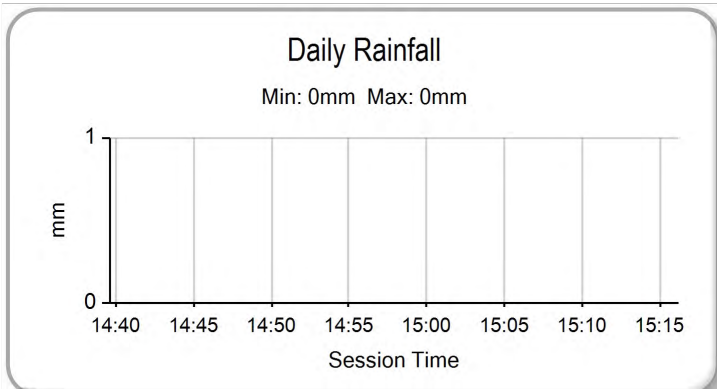
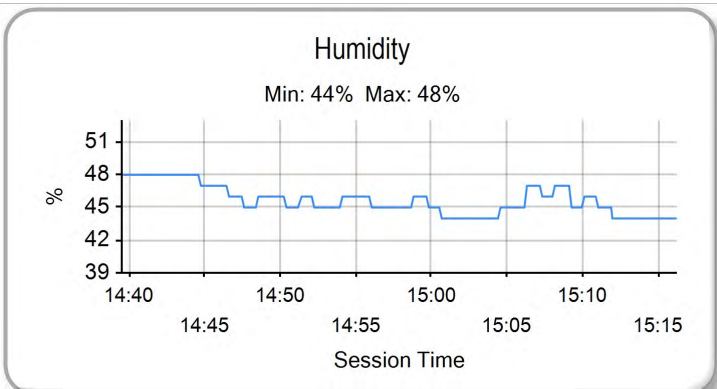
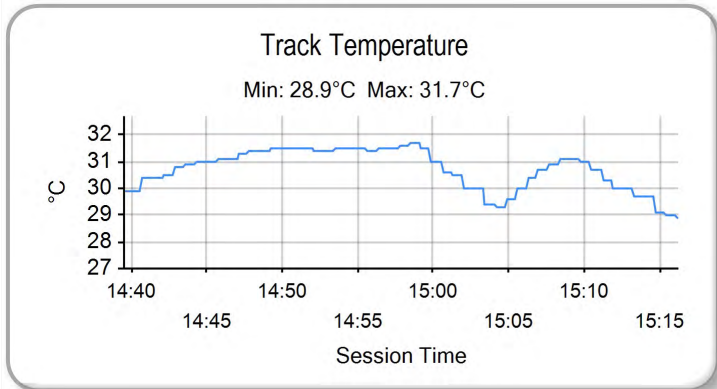
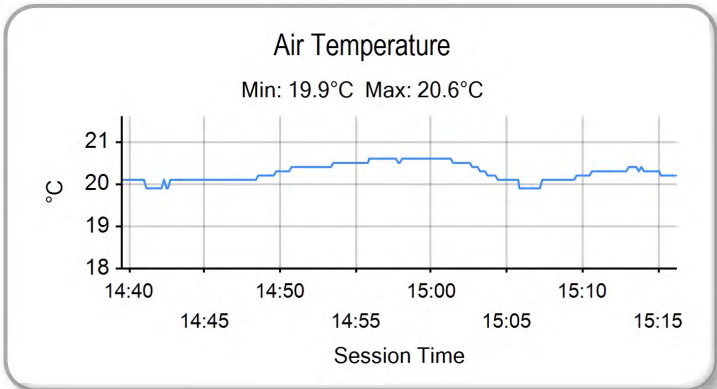
Race Director :	Stewards :	Timekeeper :
-----------------	------------	--------------

MCRCB BULLETIN TK270

2019 Bennetts British Superbike Championship - Monster Round 8

2019 HEL Performance British Motostar Championship

RACE 9 - WEATHER CONDITIONS



Weather / Track : Cloudy / Dry

Results can be found at www.tsl-timing.com

Cadwell Park
Circuit Length = 2.1800 miles
Start: 14:55 Flag 15:14 End: 15:16

Printed - 15:21 Sunday, 18 August 2019

2019 HEL Performance British Motostar Championship

MOTO 3 STANDARD POINTS AFTER ROUND 10

		TOTAL	GAP	DIFF																			Wins	Seconds	Thirds																					
					1	2	3	4	5	6	7	8	9	10	11	12	13	14	15	16	17	18																								
						4th-6th May		Oulton Park International		14th-16th June		Brands Hatch GP		28th-30th June		Knockhill		2nd-3rd August		Thruxton		16th-18th August		Cadwell Park		6th-8th September		Oulton Park International		20th-22nd September		TT Circuit Assen		4th-6th October		Donington Park GP		18th-20th October		Brands Hatch GP						
1	Scott OGDEN	172			20	25	25	25	20	7			25	25																							5	2	0							
2	Cameron HORSMAN	170	2		25	20	20	20	25	20			20	20																								2	6	0						
3	Franco BOURNE	162	10	8	11	13	11	16	13	16	25	25	16	16																									2	0	4					
4	Harvey CLARIDGE	93	79	69	10	10	10		16	25			11	11																									1	0	1					
5	Charlie FARRER	87	85	6	16	16	16			13			13	13																										0	0	3				
6	Josh HIATT	84	88	3	6	9	8		11	11	13	16	10																											0	0	1				
7	Jodie FIELDHOUSE	71	101	13	5	7	9				16	20	7	7																										0	1	1				
8	Jeremy KNIGHT	63	109	8	9			11			20	13	10																												0	1	0			
9	Corey TINKER	53	119	10	7	4	6	9	10				8	9																											0	0	0			
10	Rhys IRWIN	50	122	3	13	11	13	13																																	0	0	0			
11	Annabel THOMAS	40	132	10	8	8	7	10	7																																	0	0	0		
12	Ross MAGUIRE	32	140	8			5	8	9	10																																0	0	0		
13	Kyal TINKER	32	140	0	4	5	2	7	6	8																																0	0	0		
14	Jamie LYONS	23	149	9		6			8	9																																0	0	0		
15	Louis RENDELL	17	155	6									9	8																												0	0	0		
16	Calum BEACH	14	158	3	3	3	3	5																																		0	0	0		
17	Bradley WILSON	11	161	3								11																															0	0	0	
18	Ash BARNES	10	162	1			4	6																																			0	0	0	
19		0	172	10																																							0	0	0	
20		0	172	0																																							0	0	0	
21		0	172	0																																							0	0	0	
22		0	172	0																																								0	0	0
23		0	172	0																																								0	0	0
24		0	172	0																																								0	0	0
25		0	172	0																																								0	0	0

MCRCB BULLETIN TK269

2019 Bennetts British Superbike Championship - Monster Round 8

2019 HEL Performance British Motostar Championship

RACE 9 - STATISTICS

CLASS :

13 Starters

Fastest Lap History

NO	NAME	LAP TIME	TIME OF DAY	LAP	VEHICLE
11	Dan JONES	1:34.364	14:58:38.183	2	KTM
64	Asher DURHAM	1:34.217	15:06:32.433	7	Mahindra
11	Dan JONES	1:34.214	15:06:32.542	7	KTM
45	Scott SWANN	1:34.144	15:06:34.527	7	IFS KTM
11	Dan JONES	1:33.895	15:08:06.438	8	KTM

Leader History

NO	NAME	FROM LAP	LAPS LED	DISTANCE	VEHICLE
1	Victor RODRIGUEZ	1	1	2.18 miles	DR Moto
11	Dan JONES	2	1	2.18 miles	KTM
1	Victor RODRIGUEZ	3	4	8.72 miles	DR Moto
64	Asher DURHAM	7	1	2.18 miles	Mahindra
11	Dan JONES	8	1	2.18 miles	KTM
64	Asher DURHAM	9	4	8.72 miles	Mahindra

Weather / Track : Cloudy / Dry

These results are provisional until the conclusion of any judicial and technical matters.

Cadwell Park

Circuit Length = 2.1800 miles

Start: 14:55 Flag 15:14 End: 15:16

Race Director :	Stewards :	Timekeeper :
-----------------	------------	--------------

MCRCB BULLETIN TK269**2019 Bennetts British Superbike Championship - Monster Round 8****2019 HEL Performance British Motostar Championship****RACE 9 - STATISTICS****CLASS : S**

10 Starters

Fastest Lap History

NO	NAME	LAP TIME	TIME OF DAY	LAP	VEHICLE
71	Charlie FARRER	1:37.407	14:59:04.403	2	Honda
72	Cameron HORSMAN	1:36.932	15:00:41.454	3	Honda
19	Scott OGDEN	1:36.795	15:00:41.638	3	Honda
19	Scott OGDEN	1:36.207	15:02:17.845	4	Honda
19	Scott OGDEN	1:35.995	15:05:30.247	6	Honda

Leader History

NO	NAME	FROM LAP	LAPS LED	DISTANCE	VEHICLE
71	Charlie FARRER	1	2	4.36 miles	Honda
72	Cameron HORSMAN	3	1	2.18 miles	Honda
19	Scott OGDEN	4	9	19.62 miles	Honda

Weather / Track : Cloudy / Dry

These results are provisional until the conclusion of any judicial and technical matters.

Cadwell Park

Circuit Length = 2.1800 miles

Start: 14:55 Flag 15:14 End: 15:16

Race Director :	Stewards :	Timekeeper :
-----------------	------------	--------------