



# HEL PERFORMANCE BRITISH MOTOSTAR

Round 6

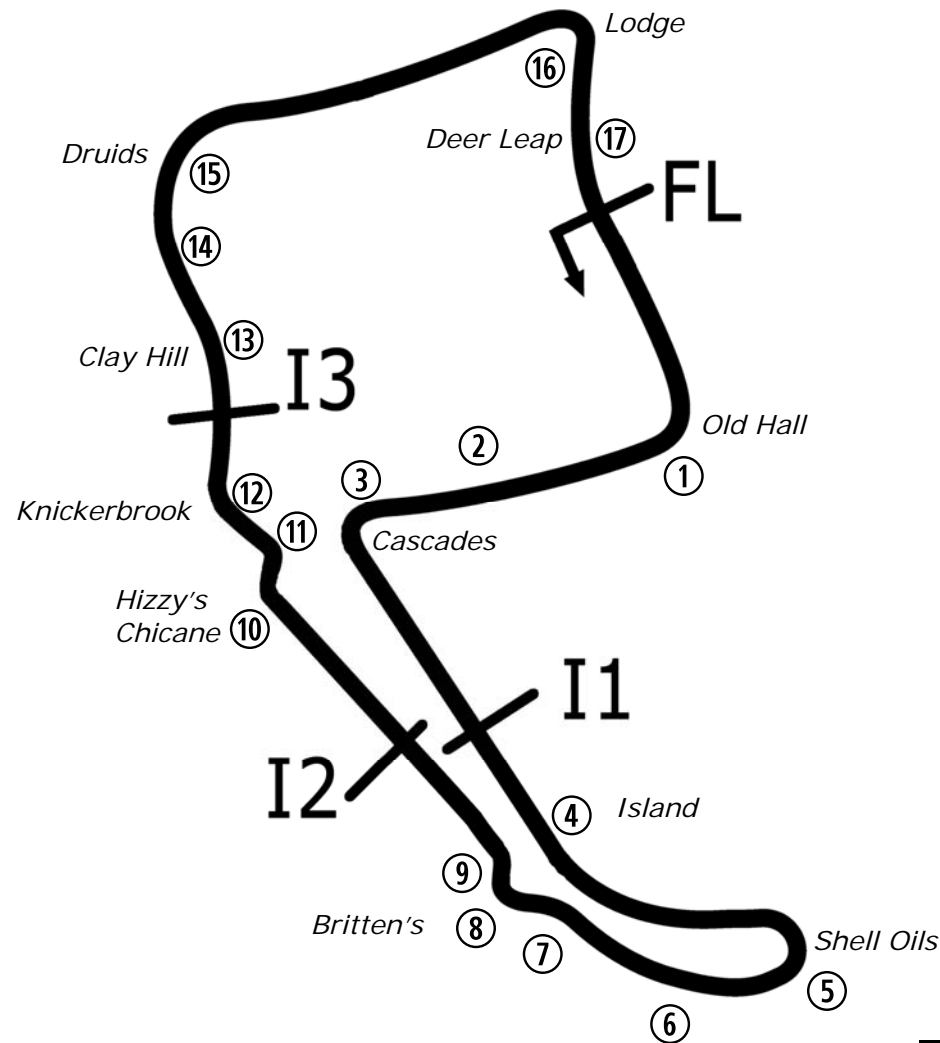
Oulton Park International

6<sup>th</sup> – 8<sup>th</sup> September 2019

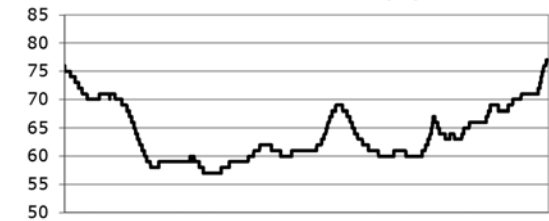


Results Provided by Timing Solutions Ltd  
[www.tsl-timing.com](http://www.tsl-timing.com)

# Oulton Park International



Circuit Altitude (m)



Length	2.6920 miles	4332.4 m		
FL			53.17997 N	2.61294 W
I1	1163m		53.17248 N	2.61631 W
I2	2295m		53.17253 N	2.61748 W
I3	3066m		53.17830 N	2.62040 W
Pit Entry	4314m		53.18011 N	2.61306 W
Pit Exit	180m after FL		53.17836 N	2.61232 W
Pit Entry–Pit Exit 199m, 11.9s @60kph, 8.9s @80kph				

Lap Records		Best Sector Information							
		Sector 1 (FL - I1)	I1 Trap (mph)	Sector 2 (I1 - I2)	I2 Trap (mph)	Sector 3 (I2 - I3)	I3 Trap (mph)	Sector 4 (I3 - FL)	FL Trap (mph)
Superbike	1:34.483	22.997	163.2	26.459	125.6	18.319	140.6	25.663	152.8
Supersport	1:37.201	23.916	147.4	27.213	116.9	19.020	130.0	26.550	141.6
Superstock 1000	1:36.778	23.519	157.5	26.924	123.5	18.832	136.3	26.320	148.5
Superstock 600	1:39.578	24.532	142.4	27.842	113.3	19.531	125.9	27.205	133.6
Motostar	1:43.571	25.708	127.0	28.463	100.6	20.294	112.5	28.485	119.4
600 Sidecar	1:44.427	25.516	125.9	28.891	98.1	20.649	110.5	28.471	118.7
Ducati Cup	1:40.283	24.617	143.0	28.188	114.3	19.497	126.6	27.433	134.7
Junior Supersport	1:52.791	28.227	109.8	31.033	88.7	22.144	99.1	30.986	104.0

All results available at [www.tsl-timing.com](http://www.tsl-timing.com)



POS	NO	CL	PIC NAME	NAT	ENTRY	TIME	ON	LAPS	GAP	DIFF	MPH
1	64		1 Asher DURHAM	GBR	Mahindra - Microlise Cresswell Racing	1:51.395	2	6			86.99
2	47		2 Jake ARCHER	GBR	KTM - City Lifting/RS Racing	1:52.891	2	3	1.496	1.496	85.84
3	14		3 Jack NIXON	GBR	KTM - Santander Salt	1:53.276	2	6	1.881	0.385	85.55
4	19	S	1 Scott OGDEN	GBR	Honda - Premium Motorhomes Scott Ogden Racing	1:53.496	2	4	2.101	0.220	85.38
5	57	S	2 Josh HIATT	GBR	Honda - Sorrymate.com	1:53.515	2	6	2.120	0.019	85.37
6	96		4 Brandon PAASCH	USA	KTM - FPW Racing	1:54.449	2	6	3.054	0.934	84.67
7	54		5 Sam BURMAN	GBR	KTM - TeamWNT Burman Racing	1:54.781	2	5	3.386	0.332	84.43
8	99		6 Jamie DAVIS	GBR	KTM - FPW Racing	1:55.294	2	6	3.899	0.513	84.05
9	88	S	3 Harry LEIGH	GBR	Honda - SymCirrus Motorsport	1:56.366	2	3	4.971	1.072	83.28
10	70		7 Joshua WHATLEY	GBR	KTM - KRP	1:56.597	2	3	5.202	0.231	83.11
11	77	S	4 Jamie LYONS	GBR	Honda - C&M Motors Ltd Racing	1:57.972	2	4	6.577	1.375	82.14
12	45		8 Scott SWANN	GBR	IFS KTM - IFS Team Swann Racing	1:58.556	2	7	7.161	0.584	81.74
13	56	S	5 Bradley WILSON	GBR	Honda - B.Wilson Racing	2:04.260	2	4	12.865	5.704	77.99

CLASS "" - QUALIFYING LAPTIME (110.0% of 1:51.395) = 2:02.534

CLASS "S" - QUALIFYING LAPTIME (110.0% of 1:53.496) = 2:04.845

14	21		9 Jerry van de BUNT	NLD	Honda - Raha61/LJ-Racing	2:03.269	3	7	11.874		78.61
15	3	S	6 Louis RENDELL	GBR	Honda - Microlise Cresswell Racing	2:05.611	2	5	14.216	2.342	77.15
16	48		10 Sharni PINFOLD	AUS	Honda - City Lifting/RS Racing	2:11.093	6	6	19.698	5.482	73.92
17	35	S	7 Jeremy KNIGHT	GBR	Honda - Jeremy Knight Racing / SP125	2:12.689	2	3	21.294	1.596	73.03
18	37	S	8 Corey TINKER	GBR	Honda - Microlise Cresswell Racing	2:13.033	4	4	21.638	0.344	72.84
19	17	S	9 Franco BOURNE	GBR	Honda - Franco Bourne / SP125	2:14.880	2	3	23.485	1.847	71.85
20	18	S	10 Jodie FIELDHOUSE	GBR	Honda - Go Pink Racing	2:17.859	5	5	26.464	2.979	70.29
21	7		11 Edmund BEST	GBR	KTM - SymCirrus Motorsport			3			
22	72	S	11 Cameron HORSMAN	GBR	Honda - Nova Racing/SP 125			3			
23	11		12 Dan JONES	GBR	KTM - City Lifting/RS Racing			2			
24	16	S	12 Harvey CLARIDGE	GBR	Honda - Nova Racing/SP 125			2			

Weather / Track : Rain / Wet

These results are provisional until the conclusion of any judicial and technical matters.

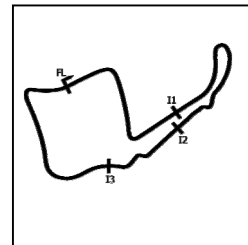
Oulton Park International  
Circuit Length = 2.6920 miles  
Start: 11:10 Flag 11:30 End: 11:33

Race Director :	Stewards :	Timekeeper :
-----------------	------------	--------------

Results can be found at [www.britishsuperbike.com](http://www.britishsuperbike.com)

Printed - 11:34 Friday, 06 September 2019

## FREE PRACTICE 1 - SECTOR ANALYSIS



SECTOR 1 = FL to I1, SECTOR 2 = I1 to I2 SECTOR 3 = I2 to I3, SECTOR 4 = I3 to FL, DIFF = Difference To Personal Best Lap, P = Crossed Finish Line in Pit Lane, D = Time Disallowed

<b>P1</b>	<b>64</b>	<b>Asher DURHAM</b>	Mahindra - Microlise Cresswell Racing					
IDEAL LAP TIME : 1:50.442		BEST LAP TIME : 1:51.395		DIFFERENCE : 0.953				

LAP	SECTOR 1	SECTOR 2	SECTOR 3	SECTOR 4	LAP TIME	MPH	DIFF	TIME OF DAY					
1 -	OUTLAP	116.1	31.591	<b>95.7</b>	22.862	105.6	<b>30.469</b>	112.2	11:12:48.975				
2 -	<b>27.330</b>	<b>118.1</b>	<b>30.555</b>	95.5	<b>22.088</b>	<b>105.8</b>	31.422	<b>112.7</b>	<b>1:51.395 (1)</b>	<b>86.99</b>			<b>11:14:40.370</b>
3 -	30.451	111.4	37.150	89.3	26.219	103.0	IN PIT		2:15.815	P	71.35	24.420	11:16:56.185
4 -	OUTLAP	113.7	38.657	87.7	27.381	101.8	34.413	110.0	9:33.674		16.89	7:42.279	11:26:29.859
5 -	31.151	116.1	35.136	91.5	26.080	101.0	33.371	110.7	2:05.738	(3)	77.07	14.343	11:28:35.597
6 -	30.097	116.5	34.956	91.0	25.108	104.2	33.165	111.1	2:03.326	(2)	78.58	11.931	11:30:38.923

<b>P2</b>	<b>47</b>	<b>Jake ARCHER</b>	KTM - City Lifting/RS Racing					
IDEAL LAP TIME : 1:51.331		BEST LAP TIME : 1:52.891		DIFFERENCE : 1.560				

LAP	SECTOR 1	SECTOR 2	SECTOR 3	SECTOR 4	LAP TIME	MPH	DIFF	TIME OF DAY					
1 -	OUTLAP	116.1	32.674	94.2	22.901	106.5	<b>30.134</b>	<b>112.2</b>					11:12:22.542
2 -	<b>27.653</b>	<b>118.9</b>	<b>31.505</b>	<b>95.0</b>	<b>22.039</b>	<b>106.8</b>	31.694	112.0	<b>1:52.891 (1)</b>	<b>85.84</b>			<b>11:14:15.433</b>
3 -	29.620	99.5	38.446	82.6	30.533	73.9	IN PIT		2:22.415	P	68.04	29.524	11:16:37.848

<b>P3</b>	<b>14</b>	<b>Jack NIXON</b>	KTM - Santander Salt					
IDEAL LAP TIME : 1:53.040		BEST LAP TIME : 1:53.276		DIFFERENCE : 0.236				

LAP	SECTOR 1	SECTOR 2	SECTOR 3	SECTOR 4	LAP TIME	MPH	DIFF	TIME OF DAY					
1 -	OUTLAP	113.7	35.291	93.8	24.154	104.8	30.983	<b>113.3</b>					11:12:23.566
2 -	28.284	118.3	32.104	95.7	<b>22.219</b>	<b>108.4</b>	<b>30.669</b>	<b>113.3</b>	<b>1:53.276 (1)</b>	<b>85.55</b>			<b>11:14:16.842</b>
3 -	<b>28.216</b>	<b>118.9</b>	<b>31.936</b>	<b>96.1</b>	23.343	103.7	IN PIT		2:04.307	P	77.96	11.031	11:16:21.149
4 -	OUTLAP	112.0	38.891	86.9	26.606	100.7	34.754	108.7	9:44.288		16.58	7:51.012	11:26:05.437
5 -	31.799	116.1	36.098	92.8	24.679	104.5	34.151	111.2	2:06.727	(3)	76.47	13.451	11:28:12.164
6 -	30.623	116.9	35.445	92.1	25.313	105.1	33.108	110.7	2:04.489	(2)	77.84	11.213	11:30:16.653

<b>P4</b>	<b>19 S</b>	<b>Scott OGDEN</b>	Honda - Premium Motorhomes Scott Ogden Racing					
IDEAL LAP TIME : 1:53.496		BEST LAP TIME : 1:53.496		DIFFERENCE : 0.000				

LAP	SECTOR 1	SECTOR 2	SECTOR 3	SECTOR 4	LAP TIME	MPH	DIFF	TIME OF DAY					
1 -	OUTLAP	107.2	33.167	88.1	23.244	99.4	31.620	105.5					11:11:59.604
2 -	<b>28.717</b>	<b>110.1</b>	<b>31.340</b>	<b>89.0</b>	<b>22.473</b>	<b>101.3</b>	<b>30.966</b>	<b>106.3</b>	<b>1:53.496 (1)</b>	<b>85.38</b>			<b>11:13:53.100</b>
3 -	30.150	90.6	34.564	84.9	31.514	85.8	IN PIT		2:15.572	P	71.48	22.076	11:16:08.672
4 -	OUTLAP	103.4	39.814	81.3	28.320	96.1	IN PIT		10:28.996	P	15.40	8:35.500	11:26:37.668

<b>P5</b>	<b>57 S</b>	<b>Josh HIATT</b>	Honda - Sorrymate.com					
IDEAL LAP TIME : 1:53.515		BEST LAP TIME : 1:53.515		DIFFERENCE : 0.000				

LAP	SECTOR 1	SECTOR 2	SECTOR 3	SECTOR 4	LAP TIME	MPH	DIFF	TIME OF DAY					
1 -	OUTLAP	109.4	32.919	89.4	23.523	98.6	31.806	104.3					11:12:00.435
2 -	<b>28.837</b>	<b>111.1</b>	<b>31.106</b>	<b>89.8</b>	<b>22.336</b>	<b>100.3</b>	<b>31.236</b>	<b>105.1</b>	<b>1:53.515 (1)</b>	<b>85.37</b>			<b>11:13:53.950</b>
3 -	29.246	109.4	33.883	88.5	28.846	95.7	IN PIT		2:12.893	P	72.92	19.378	11:16:06.843
4 -	OUTLAP	105.5	38.212	84.4	26.873	94.9	35.885	101.9	11:25.269		14.14	9:31.754	11:27:32.112
5 -	33.397	107.3	37.823	83.9	27.667	94.6	36.051	101.9	2:14.938	(3)	71.82	21.423	11:29:47.050
6 -	33.071	108.0	37.896	83.7	26.337	95.4	35.608	101.8	2:12.912	(2)	72.91	19.397	11:31:59.962

<b>P6</b>	<b>96</b>	<b>Brandon PAASCH</b>	KTM - FPW Racing					
IDEAL LAP TIME : 2:01.770		BEST LAP TIME : 1:54.449		DIFFERENCE : -7.321				

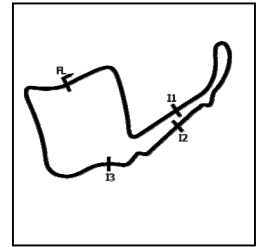
LAP	SECTOR 1	SECTOR 2	SECTOR 3	SECTOR 4	LAP TIME	MPH	DIFF	TIME OF DAY					
1 -									11:12:05.613				
2 -									<b>1:54.449 (1)</b>	<b>84.67</b>			<b>11:14:00.062</b>
3 -					IN PIT				2:24.466	P	67.08	30.017	11:16:24.528
4 -	OUTLAP	112.7	39.402	84.7	25.688	102.1	34.247	110.1	9:31.762		16.94	7:37.313	11:25:56.291
5 -	30.226	<b>118.1</b>	34.813	<b>92.9</b>	24.244	103.8	<b>33.241</b>	<b>111.4</b>	2:02.524	(3)	79.09	8.075	11:27:58.815
6 -	<b>30.041</b>	117.9	<b>34.341</b>	91.6	<b>24.147</b>	<b>105.0</b>	33.604	109.2	2:02.133	(2)	79.35	7.684	11:30:00.948

# MCRCB BULLETIN TK020

## 2019 Bennetts British Superbike Championship - Rock Oil Round 9

### 2019 HEL Performance British Motostar Championship

#### FREE PRACTICE 1 - SECTOR ANALYSIS



SECTOR 1 = FL to I1, SECTOR 2 = I1 to I2 SECTOR 3 = I2 to I3, SECTOR 4 = I3 to FL, DIFF = Difference To Personal Best Lap, P = Crossed Finish Line in Pit Lane, D = Time Disallowed

P7 54		Sam BURMAN				KTM - TeamWNT Burman Racing								
IDEAL LAP TIME : 1:54.781		BEST LAP TIME : 1:54.781				DIFFERENCE : 0.000								
LAP	SECTOR 1	SECTOR 2		SECTOR 3		SECTOR 4		LAP TIME	MPH	DIFF	TIME OF DAY			
1 -	OUTLAP	112.0	33.088	93.5	23.881	101.2	31.999	111.4			11:12:00.719			
2 -		<b>28.900</b>	<b>118.1</b>	<b>32.001</b>	<b>94.9</b>	<b>22.749</b>	<b>106.5</b>	<b>31.131</b>	<b>113.1</b>	<b>1:54.781 (1)</b>	<b>84.43</b>	<b>11:13:55.500</b>		
3 -		29.498	115.9	33.395	93.0	26.231	100.9	IN PIT	2:08.193	P	75.59	13.412	11:16:03.693	
4 -	OUTLAP	96.1	44.199	82.6	28.963	89.5	38.194	104.3	10:30.655		15.36	8:35.874	11:26:34.348	
5 -		34.607	110.0	40.171	87.0	27.998	96.8	36.760	107.0	2:19.536	(2)	69.45	24.755	11:28:53.884

P8 99		Jamie DAVIS				KTM - FPW Racing								
IDEAL LAP TIME : 2:10.413		BEST LAP TIME : 1:55.294				DIFFERENCE : -15.119								
LAP	SECTOR 1	SECTOR 2		SECTOR 3		SECTOR 4		LAP TIME	MPH	DIFF	TIME OF DAY			
1 -											11:12:05.479			
2 -									<b>1:55.294 (1)</b>	<b>84.05</b>		<b>11:14:00.773</b>		
3 -								IN PIT	2:25.085	P	66.79	29.791	11:16:25.858	
4 -	OUTLAP	106.0	40.473	87.9	27.839	97.1	37.096	107.5	10:08.613		15.92	8:13.319	11:26:34.472	
5 -		33.323	110.7	38.828	<b>91.1</b>	26.932	98.5	35.355	107.3	2:14.438	(3)	72.08	19.144	11:28:48.910
6 -		<b>31.744</b>	<b>113.7</b>	<b>37.675</b>	89.3	<b>26.280</b>	<b>101.5</b>	<b>34.714</b>	<b>107.7</b>	2:10.413	(2)	74.31	15.119	11:30:59.323

P9 88 S		Harry LEIGH				Honda - SymCirrus Motorsport							
IDEAL LAP TIME : 1:56.078		BEST LAP TIME : 1:56.366				DIFFERENCE : 0.288							
LAP	SECTOR 1	SECTOR 2		SECTOR 3		SECTOR 4		LAP TIME	MPH	DIFF	TIME OF DAY		
1 -	OUTLAP	106.8	34.061	89.7	24.151	99.1	31.963	106.8				11:12:06.859	
2 -		29.060	111.8	<b>32.468</b>	<b>90.3</b>	<b>23.070</b>	<b>100.7</b>	<b>31.768</b>	<b>107.2</b>	<b>1:56.366 (1)</b>	<b>83.28</b>		<b>11:14:03.225</b>
3 -		<b>28.772</b>	<b>112.4</b>	36.467	85.8	28.612	73.1	IN PIT	2:19.429	P	69.50	23.063	11:16:22.654

P10 70		Joshua WHATLEY				KTM - KRP							
IDEAL LAP TIME : 1:54.698		BEST LAP TIME : 1:56.597				DIFFERENCE : 1.899							
LAP	SECTOR 1	SECTOR 2		SECTOR 3		SECTOR 4		LAP TIME	MPH	DIFF	TIME OF DAY		
1 -	OUTLAP	<b>115.1</b>	33.496	93.3	<b>22.395</b>	102.4	32.502	101.8				11:12:03.003	
2 -		31.236	86.7	<b>32.394</b>	<b>94.1</b>	22.399	<b>105.8</b>	<b>30.568</b>	<b>112.9</b>	<b>1:56.597 (1)</b>	<b>83.11</b>		<b>11:13:59.600</b>
3 -		<b>29.341</b>	104.0	36.644	82.8	34.034	80.0	IN PIT	2:27.957	P	65.50	31.360	11:16:27.557

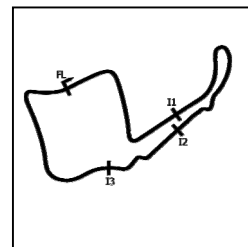
P11 77 S		Jamie LYONS				Honda - C&M Motors Ltd Racing							
IDEAL LAP TIME : 1:57.482		BEST LAP TIME : 1:57.972				DIFFERENCE : 0.490							
LAP	SECTOR 1	SECTOR 2		SECTOR 3		SECTOR 4		LAP TIME	MPH	DIFF	TIME OF DAY		
1 -	OUTLAP	107.5	35.254	87.1	24.444	97.5	32.476	<b>104.6</b>				11:12:09.797	
2 -		29.513	<b>109.6</b>	<b>33.308</b>	<b>88.6</b>	<b>22.943</b>	<b>100.9</b>	<b>32.208</b>	<b>104.6</b>	<b>1:57.972 (1)</b>	<b>82.14</b>		<b>11:14:07.769</b>
3 -		<b>29.023</b>	109.2	33.768	88.3	27.635	85.4	IN PIT	2:15.677	P	71.42	17.705	11:16:23.446
4 -	OUTLAP	98.5	37.440	78.2	30.778	92.5	IN PIT	3:51.055	P	41.94		1:53.083	11:20:14.501

P12 45		Scott SWANN				IFS KTM - IFS Team Swann Racing								
IDEAL LAP TIME : 1:58.413		BEST LAP TIME : 1:58.556				DIFFERENCE : 0.143								
LAP	SECTOR 1	SECTOR 2		SECTOR 3		SECTOR 4		LAP TIME	MPH	DIFF	TIME OF DAY			
1 -	OUTLAP	105.3	37.540	84.9	25.315	98.2	33.651	107.5				11:13:31.015		
2 -		30.178	<b>116.5</b>	<b>33.181</b>	<b>93.4</b>	<b>23.611</b>	<b>105.5</b>	<b>31.586</b>	110.0	<b>1:58.556 (1)</b>	<b>81.74</b>		<b>11:15:29.571</b>	
3 -		30.159	110.0	37.759	80.5	26.355	97.2	IN PIT	2:15.653	P	71.44	17.097	11:17:45.224	
4 -	OUTLAP	112.7	38.041	87.0	25.739	101.2	33.963	108.4	7:51.973		20.53	5:53.417	11:25:37.197	
5 -		30.994	115.1	36.543	90.1	24.483	104.3	32.925	110.7	2:04.945		77.56	6.389	11:27:42.142
6 -		30.146	<b>116.5</b>	34.776	91.0	24.561	102.1	33.947	<b>111.2</b>	2:03.430	(3)	78.51	4.874	11:29:45.572
7 -		<b>30.035</b>	116.1	34.325	91.4	24.248	103.5	32.071	<b>111.2</b>	2:00.679	(2)	80.30	2.123	11:31:46.251

Weather / Track : Rain / Wet

Oulton Park International  
Circuit Length = 2.6920 miles  
Start: 11:10 Flag 11:30 End: 11:33

## FREE PRACTICE 1 - SECTOR ANALYSIS



SECTOR 1 = FL to I1, SECTOR 2 = I1 to I2 SECTOR 3 = I2 to I3, SECTOR 4 = I3 to FL, DIFF = Difference To Personal Best Lap, P = Crossed Finish Line in Pit Lane, D = Time Disallowed

P13 56 S		Bradley WILSON				Honda - B.Wilson Racing								
IDEAL LAP TIME : 2:04.254		BEST LAP TIME : 2:04.260				DIFFERENCE : 0.006								
LAP	SECTOR 1	SECTOR 2		SECTOR 3		SECTOR 4		LAP TIME	MPH	DIFF	TIME OF DAY			
1 -	OUTLAP	104.2	37.705	85.5	25.043	94.6	<b>33.652</b>	<b>101.9</b>			11:12:17.873			
2 -		<b>30.699</b>	<b>108.0</b>	<b>35.418</b>	<b>86.3</b>	<b>24.485</b>	<b>96.8</b>	33.658	101.6	<b>2:04.260 (1)</b>	<b>77.99</b>	<b>11:14:22.133</b>		
3 -		33.896	100.6	38.361	85.0	28.685	86.3	IN PIT		2:29.052	P	65.01	24.792	11:16:51.185
4 -	OUTLAP	100.0	44.525	79.1	30.596	87.8	40.232	97.3	13:37.946	11.84	11:33.686	11:30:29.131		

P14 21		Jerry van de BUNT				Honda - Raha61/LJ-Racing								
IDEAL LAP TIME : 2:01.222		BEST LAP TIME : 2:03.269				DIFFERENCE : 2.047								
LAP	SECTOR 1	SECTOR 2		SECTOR 3		SECTOR 4		LAP TIME	MPH	DIFF	TIME OF DAY			
1 -	OUTLAP	95.8	36.067	83.1	25.400	84.9	37.078	95.3			11:13:51.123			
2 -		31.043	107.7	35.226	89.1	25.432	97.3	35.309	103.5	2:07.010	(2)	76.30	3.741	11:15:58.133
3 -		30.721	115.5	35.177	<b>93.2</b>	<b>23.596</b>	<b>103.8</b>	<b>33.775</b>	<b>108.2</b>	<b>2:03.269 (1)</b>	<b>78.61</b>			<b>11:18:01.402</b>
4 -		<b>29.509</b>	<b>118.3</b>	<b>34.342</b>	89.3	31.868	81.6	IN PIT		2:26.263	P	66.25	22.994	11:20:27.665
5 -	OUTLAP	104.8	42.737	78.3	29.655	82.1	41.657	93.0	4:25.705	36.47	2:22.436	11:24:53.370		
6 -		36.875	101.0	42.467	81.7	29.393	84.5	40.091	100.6	2:28.826	65.11	25.557	11:27:22.196	
7 -		36.101	105.5	43.082	83.3	29.372	87.8	39.694	100.0	2:28.249	(3)	65.37	24.980	11:29:50.445

P15 3 S		Louis RENDELL				Honda - Microlise Cresswell Racing								
IDEAL LAP TIME : 2:04.480		BEST LAP TIME : 2:05.611				DIFFERENCE : 1.131								
LAP	SECTOR 1	SECTOR 2		SECTOR 3		SECTOR 4		LAP TIME	MPH	DIFF	TIME OF DAY			
1 -	OUTLAP	105.5	37.940	84.4	<b>24.698</b>	96.0	<b>34.178</b>	<b>104.6</b>			11:13:23.917			
2 -		<b>30.970</b>	<b>108.5</b>	<b>34.634</b>	<b>87.8</b>	24.817	<b>96.1</b>	35.190	99.5	<b>2:05.611 (1)</b>	<b>77.15</b>	<b>11:15:29.528</b>		
3 -		33.797	101.5	39.885	82.6	26.577	94.7	IN PIT		2:23.759	P	67.41	18.148	11:17:53.287
4 -	OUTLAP	103.4	42.226	81.7	27.585	90.4	37.455	98.3	9:50.511	16.41	7:44.900	11:27:43.798		
5 -		34.094	107.0	39.644	83.5	26.618	93.3	37.128	98.1	2:17.484	(2)	70.49	11.873	11:30:01.282

P16 48		Sharni PINFOLD				Honda - City Lifting/RS Racing								
IDEAL LAP TIME : 2:02.868		BEST LAP TIME : 2:11.093				DIFFERENCE : 8.225								
LAP	SECTOR 1	SECTOR 2		SECTOR 3		SECTOR 4		LAP TIME	MPH	DIFF	TIME OF DAY			
1 -	OUTLAP	107.0	36.234	86.8	25.211	<b>97.9</b>	<b>33.776</b>	<b>104.8</b>			11:12:28.851			
2 -		<b>30.553</b>	<b>109.6</b>	<b>34.124</b>	<b>89.8</b>	<b>24.415</b>	95.3	IN PIT		2:08.262	P	75.55		11:14:37.113
3 -	OUTLAP	101.8	39.839	84.2	26.758	90.1	37.093	101.5	9:33.872	16.88	7:22.779	11:24:10.985		
4 -		33.048	108.4	38.676	84.2	26.360	92.1	35.954	103.7	2:14.038	(3)	72.30	2.945	11:26:25.023
5 -		32.620	109.1	37.794	86.5	26.535	91.5	36.355	103.5	2:13.304	(2)	72.70	2.211	11:28:38.327
6 -		32.104	108.2	37.406	86.4	26.198	94.9	35.385	104.3	<b>2:11.093 (1)</b>	<b>73.92</b>			<b>11:30:49.420</b>

P17 35 S		Jeremy KNIGHT				Honda - Jeremy Knight Racing / SP125								
IDEAL LAP TIME : 1:58.030		BEST LAP TIME : 2:12.689				DIFFERENCE : 14.659								
LAP	SECTOR 1	SECTOR 2		SECTOR 3		SECTOR 4		LAP TIME	MPH	DIFF	TIME OF DAY			
1 -	OUTLAP	106.3	<b>33.278</b>	<b>88.5</b>	<b>23.192</b>	<b>98.5</b>	<b>32.734</b>	<b>104.2</b>			11:14:08.174			
2 -		<b>28.826</b>	<b>111.1</b>	34.715	84.0	28.150	82.9	40.998	94.6	<b>2:12.689 (1)</b>	<b>73.03</b>	<b>11:16:20.863</b>		
3 -		30.715	108.7	34.424	85.4	24.263	94.9	IN PIT		2:13.133	P	72.79	0.444	11:18:33.996

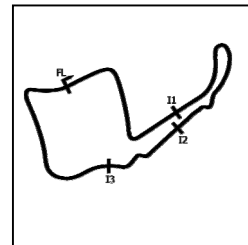
P18 37 S		Corey TINKER				Honda - Microlise Cresswell Racing								
IDEAL LAP TIME : 2:05.278		BEST LAP TIME : 2:13.033				DIFFERENCE : 7.755								
LAP	SECTOR 1	SECTOR 2		SECTOR 3		SECTOR 4		LAP TIME	MPH	DIFF	TIME OF DAY			
1 -	OUTLAP	106.3	36.332	88.3	<b>24.023</b>	<b>98.6</b>	<b>33.968</b>	<b>104.6</b>			11:13:19.836			
2 -		<b>33.214</b>	<b>107.7</b>	<b>34.073</b>	<b>90.6</b>	24.579	97.1	IN PIT		2:16.245	P	71.13	3.212	11:15:36.081
3 -	OUTLAP	103.8	39.985	84.6	26.758	90.9	36.838	101.9	12:12.196	13.23	9:59.163	11:27:48.277		
4 -		33.533	<b>107.7</b>	37.647	84.6	25.627	94.6	36.226	101.3	<b>2:13.033 (1)</b>	<b>72.84</b>			<b>11:30:01.310</b>

# MCRCB BULLETIN TK020

## 2019 Bennetts British Superbike Championship - Rock Oil Round 9

### 2019 HEL Performance British Motostar Championship

#### FREE PRACTICE 1 - SECTOR ANALYSIS



SECTOR 1 = FL to I1, SECTOR 2 = I1 to I2 SECTOR 3 = I2 to I3, SECTOR 4 = I3 to FL, DIFF = Difference To Personal Best Lap, P = Crossed Finish Line in Pit Lane, D = Time Disallowed

P19		17 S		Franco BOURNE				Honda - Franco Bourne / SP125					
IDEAL LAP TIME : 1:55.720		BEST LAP TIME : 2:14.880				DIFFERENCE : 19.160							
LAP	SECTOR 1	SECTOR 2	SECTOR 3	SECTOR 4	LAP TIME	MPH	DIFF	TIME OF DAY					
1 -	OUTLAP	108.0	<b>32.408</b>	88.3	<b>23.408</b>	95.3	<b>31.670</b>	<b>104.0</b>	11:14:04.711				
2 -		<b>28.234</b>	<b>110.7</b>	34.118	85.0	35.417	83.7	37.111	100.9	<b>2:14.880 (1)</b>	<b>71.85</b>	<b>11:16:19.591</b>	
3 -		29.898	<b>110.7</b>	33.226	<b>88.8</b>	23.654	<b>97.3</b>	IN PIT		2:06.059	P	76.87	11:18:25.650

P20		18 S		Jodie FIELDHOUSE				Honda - Go Pink Racing						
IDEAL LAP TIME : 2:05.075		BEST LAP TIME : 2:17.859				DIFFERENCE : 12.784								
LAP	SECTOR 1	SECTOR 2	SECTOR 3	SECTOR 4	LAP TIME	MPH	DIFF	TIME OF DAY						
1 -	OUTLAP	<b>110.7</b>	<b>35.913</b>	<b>87.2</b>	<b>24.362</b>	<b>97.6</b>	<b>33.568</b>	<b>104.3</b>	11:14:16.721					
2 -		<b>31.232</b>	109.8	37.739	85.7	31.166	76.3	IN PIT		2:31.798	P	63.84	13.939	11:16:48.519
3 -	OUTLAP	103.4	42.030	81.3	28.087	93.7	37.256	98.1	8:55.890	18.08	6:38.031	11:25:44.409		
4 -		34.414	106.1	39.845	82.6	27.006	92.9	36.928	98.9	2:18.193	(2)	70.12	0.334	11:28:02.602
5 -		34.247	106.5	40.134	82.6	27.310	94.6	36.168	99.4	<b>2:17.859 (1)</b>	<b>70.29</b>	<b>11:30:20.461</b>		

P21		7		Edmund BEST				KTM - SymCIRRUS Motorsport					
IDEAL LAP TIME : 1:53.995		BEST LAP TIME :				DIFFERENCE :							
LAP	SECTOR 1	SECTOR 2	SECTOR 3	SECTOR 4	LAP TIME	MPH	DIFF	TIME OF DAY					
1 -	OUTLAP	114.5	31.679	91.4	<b>21.834</b>	<b>104.3</b>	IN PIT		P			<b>11:12:53.109</b>	
2 -	OUTLAP	<b>115.5</b>	<b>31.025</b>	<b>93.0</b>	22.895	104.2	<b>31.709</b>	<b>110.0</b>	2:44.226	59.01		11:15:37.335	
3 -		<b>29.427</b>	114.5	36.402	91.0	25.309	92.6	IN PIT		2:11.854	P	73.50	11:17:49.189

P22		72 S		Cameron HORSMAN				Honda - Nova Racing/SP 125					
IDEAL LAP TIME : 2:03.203		BEST LAP TIME :				DIFFERENCE :							
LAP	SECTOR 1	SECTOR 2	SECTOR 3	SECTOR 4	LAP TIME	MPH	DIFF	TIME OF DAY					
1 -	OUTLAP	<b>109.6</b>	<b>33.132</b>	<b>90.4</b>	<b>24.481</b>	97.6	IN PIT		P			<b>11:14:41.951</b>	
2 -	OUTLAP	87.3	37.369	87.9	25.084	<b>99.2</b>	<b>34.177</b>	<b>104.8</b>	3:23.703	47.57		11:18:05.654	
3 -		<b>31.413</b>	109.2	35.739	87.2	29.417	93.0	IN PIT		2:22.709	P	67.90	11:20:28.363

P23		11		Dan JONES				KTM - City Lifting/RS Racing					
IDEAL LAP TIME : 2:02.017		BEST LAP TIME :				DIFFERENCE :							
LAP	SECTOR 1	SECTOR 2	SECTOR 3	SECTOR 4	LAP TIME	MPH	DIFF	TIME OF DAY					
1 -	OUTLAP	<b>117.3</b>	<b>32.165</b>	<b>89.7</b>	<b>22.780</b>	<b>106.0</b>	<b>30.749</b>	<b>112.7</b>	11:13:51.844				
2 -		<b>36.323</b>	85.7	39.888	81.2	28.619	83.8	IN PIT		2:27.812	P	65.56	11:16:19.656

P24		16 S		Harvey CLARIDGE				Honda - Nova Racing/SP 125					
IDEAL LAP TIME : 2:04.588		BEST LAP TIME :				DIFFERENCE :							
LAP	SECTOR 1	SECTOR 2	SECTOR 3	SECTOR 4	LAP TIME	MPH	DIFF	TIME OF DAY					
1 -	OUTLAP	<b>104.2</b>	<b>35.833</b>	<b>87.1</b>	<b>24.605</b>	<b>97.8</b>	<b>33.220</b>	<b>104.2</b>	11:14:17.204				
2 -		<b>30.930</b>	103.7	38.609	82.2	28.608	91.4	IN PIT		2:22.779	P	67.87	11:16:39.983

Weather / Track : Rain / Wet

# MCRCB BULLETIN TK021

## 2019 Bennetts British Superbike Championship - Rock Oil Round 9

### 2019 HEL Performance British Motostar Championship

#### FREE PRACTICE 1 - BEST SECTORS

SECTOR 1			SECTOR 2			SECTOR 3			SECTOR 4			IDEAL / BEST COMPARISON							
POS	NO	NAME	TIME	NO	NAME	TIME	NO	NAME	TIME	NO	NAME	TIME	POS	NO	NAME	IDEAL	BEST	DIFF	
																<b>PERFECT LAP</b>	<b>1:49.853</b>		
1	64	DURHAM	27.330	64	DURHAM	30.555	7	BEST	21.834	47	ARCHER	30.134	1	64	DURHAM	1:50.442	1:51.395	0.953	
2	47	ARCHER	27.653	7	BEST	31.025	47	ARCHER	22.039	64	DURHAM	30.469	2	47	ARCHER	1:51.331	1:52.891	1.560	
3	14	NIXON	28.216	57	HIATT	31.106	64	DURHAM	22.088	70	WHATLEY	30.568	3	14	NIXON	1:53.040	1:53.276	0.236	
4	17	BOURNE	28.234	19	OGDEN	31.340	14	NIXON	22.219	14	NIXON	30.669	4	19	OGDEN	1:53.496	1:53.496	0.000	
5	19	OGDEN	28.717	47	ARCHER	31.505	57	HIATT	22.336	11	JONES	30.749	5	57	HIATT	1:53.515	1:53.515	0.000	
6	88	LEIGH	28.772	14	NIXON	31.936	70	WHATLEY	22.395	19	OGDEN	30.966	6	7	BEST	1:53.995			
7	35	KNIGHT	28.826	54	BURMAN	32.001	19	OGDEN	22.473	54	BURMAN	31.131	7	70	WHATLEY	1:54.698	1:56.597	1.899	
8	57	HIATT	28.837	11	JONES	32.165	54	BURMAN	22.749	57	HIATT	31.236	8	54	BURMAN	1:54.781	1:54.781	0.000	
9	54	BURMAN	28.900	70	WHATLEY	32.394	11	JONES	22.780	45	SWANN	31.586	9	17	BOURNE	1:55.720	2:14.880	19.160	
10	77	LYONS	29.023	17	BOURNE	32.408	77	LYONS	22.943	17	BOURNE	31.670	10	88	LEIGH	1:56.078	1:56.366	0.288	
11	70	WHATLEY	29.341	88	LEIGH	32.468	88	LEIGH	23.070	7	BEST	31.709	11	77	LYONS	1:57.482	1:57.972	0.490	
12	7	BEST	29.427	72	HORSMAN	33.132	35	KNIGHT	23.192	88	LEIGH	31.768	12	35	KNIGHT	1:58.030	2:12.689	14.659	
13	21	van de	29.509	45	SWANN	33.181	17	BOURNE	23.408	77	LYONS	32.208	13	45	SWANN	1:58.413	1:58.556	0.143	
14	45	SWANN	30.035	35	KNIGHT	33.278	21	van de	23.596	35	KNIGHT	32.734	14	21	van de BUNT	2:01.222	2:03.269	2.047	
15	96	PAASCH	30.041	77	LYONS	33.308	45	SWANN	23.611	16	CLARIDG	33.220	15	96	PAASCH	2:01.770	1:54.449	-7.321	
16	48	PINFOLD	30.553	37	TINKER	34.073	37	TINKER	24.023	96	PAASCH	33.241	16	11	JONES	2:02.017			
17	56	WILSON	30.699	48	PINFOLD	34.124	96	PAASCH	24.147	18	FIELDHO	33.568	17	48	PINFOLD	2:02.868	2:11.093	8.225	
18	16	CLARIDG	30.930	96	PAASCH	34.341	18	FIELDHO	24.362	56	WILSON	33.652	18	72	HORSMAN	2:03.203			
19	3	RENDELL	30.970	21	van de	34.342	48	PINFOLD	24.415	21	van de	33.775	19	56	WILSON	2:04.254	2:04.260	0.006	
20	18	FIELDHO	31.232	3	RENDELL	34.634	72	HORSMAN	24.481	48	PINFOLD	33.776	20	3	RENDELL	2:04.480	2:05.611	1.131	
21	72	HORSMAN	31.413	56	WILSON	35.418	56	WILSON	24.485	37	TINKER	33.968	21	16	CLARIDGE	2:04.588			
22	99	DAVIS	31.744	16	CLARIDG	35.833	16	CLARIDG	24.605	72	HORSMAN	34.177	22	18	FIELDHOUSE	2:05.075	2:17.859	12.784	
23	37	TINKER	33.214	18	FIELDHO	35.913	3	RENDELL	24.698	3	RENDELL	34.178	23	37	TINKER	2:05.278	2:13.033	7.755	
24	11	JONES	36.323	99	DAVIS	37.675	99	DAVIS	26.280	99	DAVIS	34.714	24	99	DAVIS	2:10.413	1:55.294	-15.119	

Weather / Track : Rain / Wet

Results can be found at [www.tsl-timing.com](http://www.tsl-timing.com)

Oulton Park International  
 Circuit Length = 2.6920 miles  
 Start: 11:10 Flag 11:30 End: 11:33

Printed - 11:35 Friday, 06 September 2019



**MCRCB BULLETIN TK022****2019 Bennetts British Superbike Championship - Rock Oil Round 9****2019 HEL Performance British Motostar Championship****FREE PRACTICE 1 - BEST SPEEDS**

POS	INTERMEDIATE 1			INTERMEDIATE 2			INTERMEDIATE 3			FINISH LINE		
	NO	NAME	MPH	NO	NAME	MPH	NO	NAME	MPH	NO	NAME	MPH
1	47	ARCHER	118.9	14	NIXON	96.1	14	NIXON	108.4	14	NIXON	113.3
2	14	NIXON	118.9	64	DURHAM	95.7	47	ARCHER	106.8	54	BURMAN	113.1
3	21	van de BUNT	118.3	47	ARCHER	95.0	54	BURMAN	106.5	70	WHATLEY	112.9
4	64	DURHAM	118.1	54	BURMAN	94.9	11	JONES	106.0	64	DURHAM	112.7
5	96	PAASCH	118.1	70	WHATLEY	94.1	64	DURHAM	105.8	11	JONES	112.7
6	54	BURMAN	118.1	45	SWANN	93.4	70	WHATLEY	105.8	47	ARCHER	112.2
7	11	JONES	117.3	21	van de BUNT	93.2	45	SWANN	105.5	96	PAASCH	111.4
8	45	SWANN	116.5	7	BEST	93.0	96	PAASCH	105.0	45	SWANN	111.2
9	7	BEST	115.5	96	PAASCH	92.9	7	BEST	104.3	7	BEST	110.0
10	70	WHATLEY	115.1	99	DAVIS	91.1	21	van de BUNT	103.8	21	van de BUNT	108.2
11	99	DAVIS	113.7	37	TINKER	90.6	99	DAVIS	101.5	99	DAVIS	107.7
12	88	LEIGH	112.4	72	HORSMAN	90.4	19	OGDEN	101.3	88	LEIGH	107.2
13	57	HIATT	111.1	88	LEIGH	90.3	77	LYONS	100.9	19	OGDEN	106.3
14	35	KNIGHT	111.1	57	HIATT	89.8	88	LEIGH	100.7	57	HIATT	105.1
15	17	BOURNE	110.7	48	PINFOLD	89.8	57	HIATT	100.3	48	PINFOLD	104.8
16	18	FIELDHOUSE	110.7	11	JONES	89.7	72	HORSMAN	99.2	72	HORSMAN	104.8
17	19	OGDEN	110.1	19	OGDEN	89.0	37	TINKER	98.6	77	LYONS	104.6
18	77	LYONS	109.6	17	BOURNE	88.8	35	KNIGHT	98.5	3	RENDELL	104.6
19	48	PINFOLD	109.6	77	LYONS	88.6	48	PINFOLD	97.9	37	TINKER	104.6
20	72	HORSMAN	109.6	35	KNIGHT	88.5	16	CLARIDGE	97.8	18	FIELDHOUSE	104.3
21	3	RENDELL	108.5	3	RENDELL	87.8	18	FIELDHOUSE	97.6	35	KNIGHT	104.2
22	56	WILSON	108.0	18	FIELDHOUSE	87.2	17	BOURNE	97.3	16	CLARIDGE	104.2
23	37	TINKER	107.7	16	CLARIDGE	87.1	56	WILSON	96.8	17	BOURNE	104.0
24	16	CLARIDGE	104.2	56	WILSON	86.3	3	RENDELL	96.1	56	WILSON	101.9

Weather / Track : Rain / Wet

Results can be found at [www.tsl-timing.com](http://www.tsl-timing.com)Oulton Park International  
Circuit Length = 2.6920 miles  
Start: 11:10 Flag 11:30 End: 11:33

Printed - 11:35 Friday, 06 September 2019

# MCRCB BULLETIN TK023

## 2019 Bennetts British Superbike Championship - Rock Oil Round 9

### 2019 HEL Performance British Motostar Championship

#### FREE PRACTICE 1 - STATISTICS

**Competitors Started** 24  
**Planned Start** 2019-09-06 @ 11:10:00.000  
**Actual Start** 2019-09-06 @ 11:10:00.619  
**Finish Time** 2019-09-06 @ 11:30:00.619  
**Track Length** 2.6920mi.  
**Total Laps** 106  
**Total Distance Covered** 285.3550mi.

#### Session Fastest Lap History

NO	CL	NAME	LAP TIME	TIME OF DAY	LAP	VEHICLE
19	S	Scott OGDEN	1:53.496	11:13:53.124	2	Honda
47		Jake ARCHER	1:52.891	11:14:15.453	2	KTM
64		Asher DURHAM	1:51.395	11:14:40.395	2	Mahindra

#### Flag History

TYPE	TIME OF DAY
GREEN	11:10:00.619
FINISH	11:30:00.619

#### Flag Statistics

TYPE	COUNT	TOTAL LAPS	TOTAL TIME
Green	1	7	23:49.314
Red	0	0	0.000
Safety Car	0	0	0.000
FCY	0	0	0.000

# MCRCB BULLETIN TK023

## 2019 Bennetts British Superbike Championship - Rock Oil Round 9

### 2019 HEL Performance British Motostar Championship

#### FREE PRACTICE 1 - STATISTICS

**CLASS :**

12 Starters

#### Fastest Lap History

NO	NAME	LAP TIME	TIME OF DAY	LAP	VEHICLE
54	Sam BURMAN	1:54.781	11:13:55.525	2	KTM
96	Brandon PAASCH	1:54.449	11:14:00.062	2	KTM
47	Jake ARCHER	1:52.891	11:14:15.453	2	KTM
64	Asher DURHAM	1:51.395	11:14:40.395	2	Mahindra

Weather / Track : Rain / Wet

Results can be found at [www.tsl-timing.com](http://www.tsl-timing.com)

Page 2 of 3

Oulton Park International  
Circuit Length = 2.6920 miles  
Start: 11:10 Flag 11:30 End: 11:33

Printed - 11:36 Friday, 06 September 2019

**MCRCB BULLETIN TK023**

**2019 Bennetts British Superbike Championship - Rock Oil Round 9**

**2019 HEL Performance British Motostar Championship**

**FREE PRACTICE 1 - STATISTICS**

**CLASS : S**

12 Starters

**Fastest Lap History**

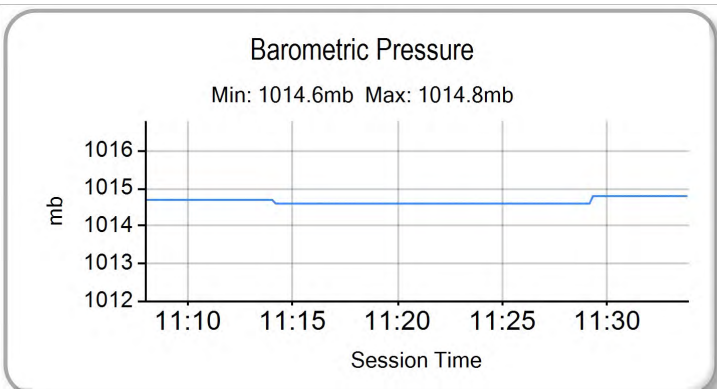
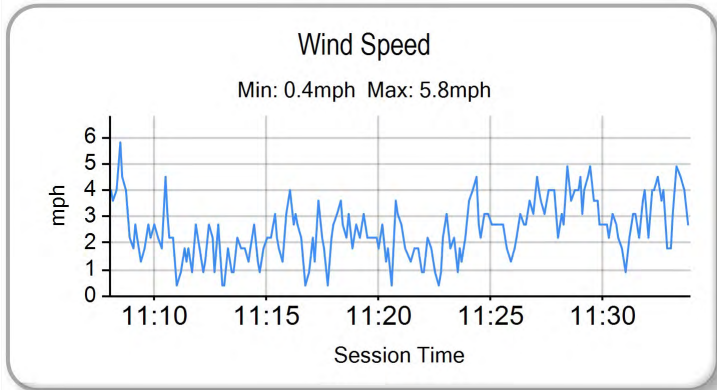
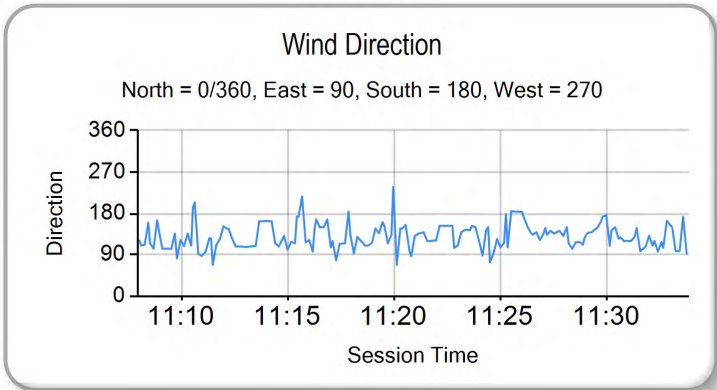
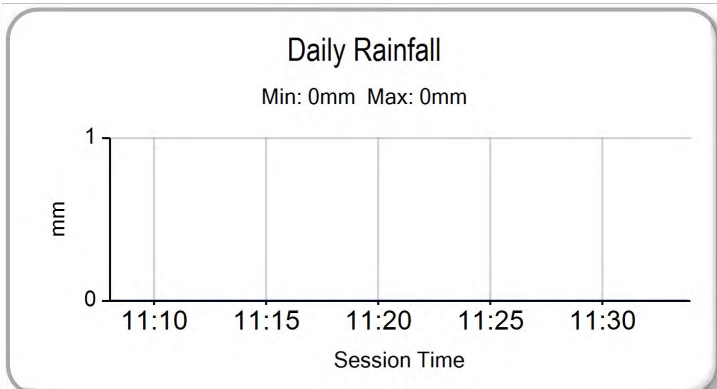
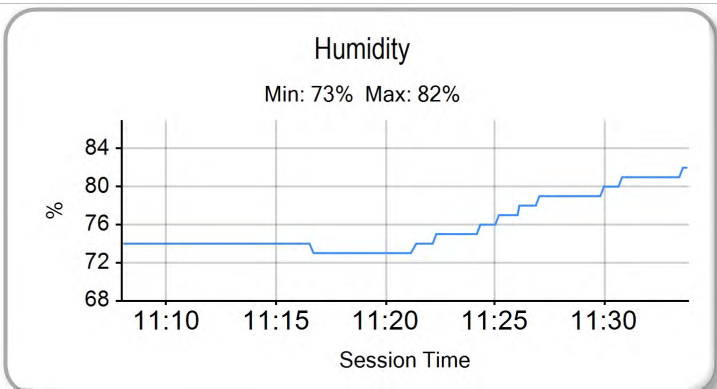
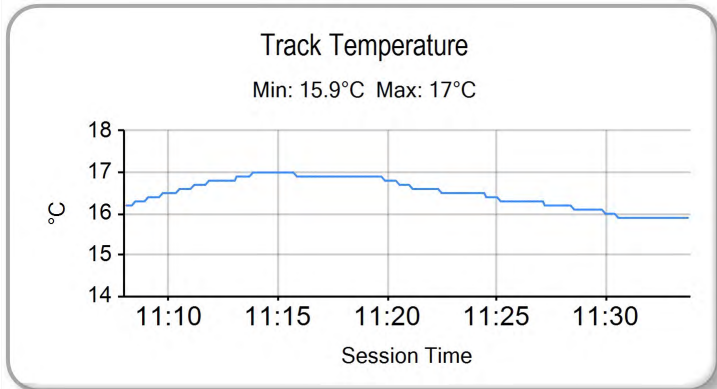
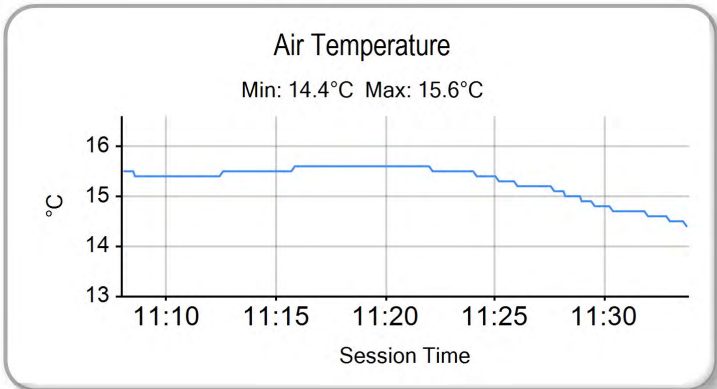
NO	NAME	LAP TIME	TIME OF DAY	LAP	VEHICLE
19	Scott OGDEN	1:53.496	11:13:53.124	2	Honda

# MCRCB BULLETIN TK024

## 2019 Bennetts British Superbike Championship - Rock Oil Round 9

### 2019 HEL Performance British Motostar Championship

#### FREE PRACTICE 1 - WEATHER CONDITIONS



Weather / Track : Rain / Wet

Results can be found at [www.tsl-timing.com](http://www.tsl-timing.com)

Oulton Park International  
Circuit Length = 2.6920 miles  
Start: 11:10 Flag 11:30 End: 11:33

Printed - 11:36 Friday, 06 September 2019



POS	NO	CL	PIC NAME	NAT	ENTRY	TIME	ON	LAPS	GAP	DIFF	MPH
1	96		1 Brandon PAASCH	USA	KTM - FPW Racing	1:45.520	11	11			91.84
2	64		2 Asher DURHAM	GBR	Mahindra - Microlise Cresswell Racing	1:45.907	11	11	0.387	0.387	91.50
3	11		3 Dan JONES	GBR	KTM - City Lifting/RS Racing	1:45.911	11	11	0.391	0.004	91.50
4	45		4 Scott SWANN	GBR	IFS KTM - IFS Team Swann Racing	1:46.490	8	11	0.970	0.579	91.00
5	47		5 Jake ARCHER	GBR	KTM - City Lifting/RS Racing	1:46.726	10	11	1.206	0.236	90.80
6	70		6 Joshua WHATLEY	GBR	KTM - KRP	1:46.727	5	9	1.207	0.001	90.80
7	7		7 Edmund BEST	GBR	KTM - SymCirrus Motorsport	1:46.937	9	11	1.417	0.210	90.62
8	77	S	1 Jamie LYONS	GBR	Honda - C&M Motors Ltd Racing	1:46.961	4	11	1.441	0.024	90.60
9	14		8 Jack NIXON	GBR	KTM - Santander Salt	1:47.889	10	10	2.369	0.928	89.82
10	99		9 Jamie DAVIS	GBR	KTM - FPW Racing	1:48.062	10	11	2.542	0.173	89.68
11	21		10 Jerry van de BUNT	NLD	Honda - Raha61/LJ-Racing	1:48.084	11	11	2.564	0.022	89.66
12	72	S	2 Cameron HORSMAN	GBR	Honda - Nova Racing/SP 125	1:48.270	11	11	2.750	0.186	89.51
13	19	S	3 Scott OGDEN	GBR	Honda - Premium Motorhomes Scott Ogden Racing	1:49.070	11	11	3.550	0.800	88.85
14	54		11 Sam BURMAN	GBR	KTM - TeamWNT Burman Racing	1:49.590	8	10	4.070	0.520	88.43
15	17	S	4 Franco BOURNE	GBR	Honda - Franco Bourne / SP125	1:50.105	7	10	4.585	0.515	88.01
16	16	S	5 Harvey CLARIDGE	GBR	Honda - Nova Racing/SP 125	1:50.695	10	10	5.175	0.590	87.54
17	88	S	6 Harry LEIGH	GBR	Honda - SymCirrus Motorsport	1:51.417	11	11	5.897	0.722	86.98
18	57	S	7 Josh HIATT	GBR	Honda - Sorrymate.com	1:51.604	10	11	6.084	0.187	86.83
19	35	S	8 Jeremy KNIGHT	GBR	Honda - Jeremy Knight Racing / SP125	1:53.322	7	11	7.802	1.718	85.52
20	3	S	9 Louis RENDELL	GBR	Honda - Microlise Cresswell Racing	1:53.623	9	11	8.103	0.301	85.29
21	37	S	10 Corey TINKER	GBR	Honda - Microlise Cresswell Racing	1:53.860	9	10	8.340	0.237	85.11
22	18	S	11 Jodie FIELDHOUSE	GBR	Honda - Go Pink Racing	1:55.139	9	10	9.619	1.279	84.17
23	48		12 Sharni PINFOLD	AUS	Honda - City Lifting/RS Racing	1:55.815	9	10	10.295	0.676	83.67

CLASS "" - QUALIFYING LAPTIME (110.0% of 1:45.520) = 1:56.072

CLASS "S" - QUALIFYING LAPTIME (110.0% of 1:46.961) = 1:57.657

24	56	S	12 Bradley WILSON	GBR	Honda - B.Wilson Racing	1:58.890	4	8	13.370	3.075	81.51
----	----	---	-------------------	-----	-------------------------	----------	---	---	--------	-------	-------

Weather / Track : Cloudy / Dry

These results are provisional until the conclusion of any judicial and technical matters.

Oulton Park International

Circuit Length = 2.6920 miles

Start: 14:30 Flag 14:50 End: 14:52

Race Director :	Stewards :	Timekeeper :
-----------------	------------	--------------

Results can be found at [www.britishsuperbike.com](http://www.britishsuperbike.com)

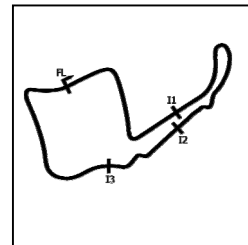
Printed - 14:53 Friday, 06 September 2019

## MCRCB BULLETIN TK050

## 2019 Bennetts British Superbike Championship - Rock Oil Round 9

## 2019 HEL Performance British Motostar Championship

## FREE PRACTICE 2 - SECTOR ANALYSIS



SECTOR 1 = FL to I1, SECTOR 2 = I1 to I2 SECTOR 3 = I2 to I3, SECTOR 4 = I3 to FL, DIFF = Difference To Personal Best Lap, P = Crossed Finish Line in Pit Lane, D = Time Disallowed

P1	96	Brandon PAASCH				KTM - FPW Racing							
IDEAL LAP TIME : 1:45.354		BEST LAP TIME : 1:45.520		DIFFERENCE : 0.166									
LAP	SECTOR 1	SECTOR 2	SECTOR 3	SECTOR 4	LAP TIME	MPH	DIFF	TIME OF DAY					
1 -	OUTLAP	114.9	32.582	90.9	23.308	106.5	31.419	111.2	14:32:02.346				
2 -	27.242	121.7	31.750	94.1	21.698	108.5	30.278	114.7	1:50.968	87.33	5.448	14:33:53.314	
3 -	26.618	122.0	29.939	94.6	21.199	108.2	29.199	114.1	1:46.955	90.61	1.435	14:35:40.269	
4 -	27.862	97.1	33.768	90.4	22.198	104.5	IN PIT		2:00.996	<b>P</b>	80.09	15.476	14:37:41.265
5 -	OUTLAP	114.9	31.576	92.3	21.439	107.7	29.465	114.5	2:34.161	62.86	48.641	14:40:15.426	
6 -	26.510	121.7	30.053	93.4	21.488	107.7	29.347	114.5	1:47.398	90.23	1.878	14:42:02.824	
7 -	26.320	123.1	30.259	94.2	21.068	108.5	29.264	113.9	1:46.911	90.64	1.391	14:43:49.735	
8 -	26.293	122.0	29.531	94.7	21.098	108.0	29.137	113.9	1:46.059	<b>(3)</b>	91.37	0.539	14:45:35.794
9 -	26.358	122.6	29.521	94.9	21.053	<b>109.1</b>	29.229	<b>114.9</b>	1:46.161	91.28	0.641	14:47:21.955	
10 -	<b>25.874</b>	<b>125.2</b>	29.976	94.5	21.008	108.0	29.151	114.3	1:46.009	<b>(2)</b>	91.41	0.489	14:49:07.964
11 -	26.040	121.7	<b>29.468</b>	<b>95.1</b>	<b>20.967</b>	108.9	<b>29.045</b>	114.5	<b>1:45.520</b>	<b>(1)</b>	<b>91.84</b>		<b>14:50:53.484</b>

P2	64	Asher DURHAM				Mahindra - Microlise Cresswell Racing							
IDEAL LAP TIME : 1:45.867		BEST LAP TIME : 1:45.907		DIFFERENCE : 0.040									
LAP	SECTOR 1	SECTOR 2	SECTOR 3	SECTOR 4	LAP TIME	MPH	DIFF	TIME OF DAY					
1 -	OUTLAP	117.9	32.136	94.3	22.303	106.6	30.900	113.1				14:32:18.655	
2 -	27.961	121.1	30.463	95.1	21.660	107.8	30.088	113.5	1:50.172	87.96	4.265	14:34:08.827	
3 -	27.124	119.6	30.133	95.0	21.676	106.6	29.884	113.1	1:48.817	89.06	2.910	14:35:57.644	
4 -	26.838	120.2	30.161	95.1	21.410	107.8	29.649	<b>114.3</b>	1:48.058	89.68	2.151	14:37:45.702	
5 -	26.545	121.5	30.027	95.4	21.312	107.3	29.619	112.7	1:47.503	<b>(3)</b>	90.14	1.596	14:39:33.205
6 -	26.606	119.4	29.925	94.7	21.410	108.0	29.608	113.1	1:47.549	90.11	1.642	14:41:20.754	
7 -	26.434	<b>122.2</b>	29.816	95.3	21.227	107.2	29.353	113.1	1:46.830	<b>(2)</b>	90.71	0.923	14:43:07.584
8 -	29.480	97.8	30.403	95.3	<b>20.935</b>	<b>108.2</b>	29.209	113.9	1:50.027	88.08	4.120	14:44:57.611	
9 -	26.565	120.9	29.464	<b>96.1</b>	21.049	107.0	31.464	113.5	1:48.542	89.28	2.635	14:46:46.153	
10 -	26.293	122.0	31.572	87.2	31.286	79.2	30.291	113.7	1:59.442	81.13	13.535	14:48:45.595	
11 -	<b>26.289</b>	<b>122.2</b>	<b>29.449</b>	<b>96.1</b>	20.975	108.0	<b>29.194</b>	113.9	<b>1:45.907</b>	<b>(1)</b>	<b>91.50</b>		<b>14:50:31.502</b>

P3	11	Dan JONES				KTM - City Lifting/RS Racing							
IDEAL LAP TIME : 1:45.630		BEST LAP TIME : 1:45.911		DIFFERENCE : 0.281									
LAP	SECTOR 1	SECTOR 2	SECTOR 3	SECTOR 4	LAP TIME	MPH	DIFF	TIME OF DAY					
1 -	OUTLAP	120.9	30.982	93.0	22.297	109.4	30.667	115.9				14:32:23.470	
2 -	27.415	125.2	30.493	96.2	21.824	110.0	29.879	116.7	1:49.611	88.41	3.700	14:34:13.081	
3 -	26.857	124.0	29.982	95.5	21.665	109.4	29.742	116.5	1:48.246	89.53	2.335	14:36:01.327	
4 -	26.608	124.0	29.741	96.8	21.309	110.5	29.537	116.5	1:47.195	90.40	1.284	14:37:48.522	
5 -	26.547	123.5	29.689	97.5	21.179	110.1	29.242	115.9	1:46.657	90.86	0.746	14:39:35.179	
6 -	27.191	124.9	30.203	96.9	21.351	110.7	29.317	<b>116.9</b>	1:48.062	89.68	2.151	14:41:23.241	
7 -	26.267	<b>126.8</b>	29.739	<b>97.9</b>	21.110	<b>111.4</b>	29.331	116.5	1:46.447	<b>(3)</b>	91.04	0.536	14:43:09.688
8 -	26.194	124.7	29.648	96.6	<b>20.991</b>	110.5	29.256	115.3	1:46.089	<b>(2)</b>	91.35	0.178	14:44:55.777
9 -	27.935	93.9	31.304	96.6	21.041	110.7	<b>29.120</b>	115.9	1:49.400	88.58	3.489	14:46:45.177	
10 -	26.328	124.0	31.105	86.2	27.150	109.2	29.303	116.5	1:53.886	85.09	7.975	14:48:39.063	
11 -	<b>26.160</b>	125.4	<b>29.359</b>	97.1	21.068	110.3	29.324	116.5	<b>1:45.911</b>	<b>(1)</b>	<b>91.50</b>		<b>14:50:24.974</b>

P4	45	Scott SWANN				IFS KTM - IFS Team Swann Racing							
IDEAL LAP TIME : 1:46.371		BEST LAP TIME : 1:46.490		DIFFERENCE : 0.119									
LAP	SECTOR 1	SECTOR 2	SECTOR 3	SECTOR 4	LAP TIME	MPH	DIFF	TIME OF DAY					
1 -	OUTLAP	110.0	34.597	94.9	22.637	108.7	30.950	113.9				14:32:06.123	
2 -	27.697	121.7	31.392	95.5	22.195	109.1	30.074	114.5	1:51.358	87.02	4.868	14:33:57.481	
3 -	27.928	119.4	30.778	96.2	27.404	107.5	30.438	114.3	1:56.548	83.15	10.058	14:35:54.029	
4 -	27.275	121.5	30.956	96.1	21.808	109.6	29.698	115.1	1:49.737	88.31	3.247	14:37:43.766	
5 -	26.874	121.7	30.543	94.9	24.872	110.0	29.300	<b>117.1</b>	1:51.589	86.84	5.099	14:39:35.355	
6 -	26.802	122.2	30.129	95.4	21.235	110.1	29.186	116.5	1:47.352	<b>(3)</b>	90.27	0.862	14:41:22.707
7 -	<b>26.385</b>	<b>124.0</b>	<b>29.976</b>	<b>97.3</b>	21.064	110.0	29.321	115.5	1:46.746	<b>(2)</b>	90.78	0.256	14:43:09.453
8 -	26.474	119.6	30.006	96.8	<b>20.890</b>	<b>111.1</b>	<b>29.120</b>	116.3	<b>1:46.490</b>	<b>(1)</b>	<b>91.00</b>		<b>14:44:55.943</b>
9 -	26.755	122.4	30.107	92.0	21.272	109.1	29.421	114.7	1:47.555	90.10	1.065	14:46:43.498	
10 -	28.451	117.7	30.650	95.4	22.108	107.5	IN PIT		2:00.606	<b>P</b>	80.35	14.116	14:48:44.104
11 -	OUTLAP	121.1	30.055	95.8	21.177	108.7	29.195	115.3	1:57.738	82.31	11.248	14:50:41.842	

Weather / Track : Cloudy / Dry

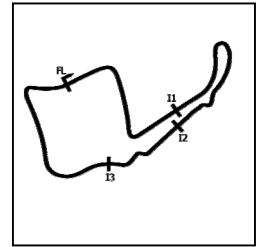
Oulton Park International  
 Circuit Length = 2.6920 miles  
 Start: 14:30 Flag 14:50 End: 14:52

# MCRCB BULLETIN TK050

## 2019 Bennetts British Superbike Championship - Rock Oil Round 9

### 2019 HEL Performance British Motostar Championship

#### FREE PRACTICE 2 - SECTOR ANALYSIS



SECTOR 1 = FL to I1, SECTOR 2 = I1 to I2 SECTOR 3 = I2 to I3, SECTOR 4 = I3 to FL, DIFF = Difference To Personal Best Lap, P = Crossed Finish Line in Pit Lane, D = Time Disallowed

P5 47		Jake ARCHER				KTM - City Lifting/RS Racing						
IDEAL LAP TIME : 1:46.605		BEST LAP TIME : 1:46.726				DIFFERENCE : 0.121						
LAP	SECTOR 1	SECTOR 2		SECTOR 3		SECTOR 4		LAP TIME	MPH	DIFF	TIME OF DAY	
1 -	OUTLAP	115.1	31.893	92.9	21.971	107.3	30.224	113.7			14:32:29.967	
2 -	27.095	<b>122.6</b>	31.297	94.3	21.426	107.7	30.729	113.7	1:50.547	87.66	3.821	14:34:20.514
3 -	27.028	122.0	30.380	96.0	22.347	105.8	29.857	113.1	1:49.612	88.41	2.886	14:36:10.126
4 -	27.206	120.9	30.138	95.3	21.213	107.8	29.569	113.9	1:48.126	89.62	1.400	14:37:58.252
5 -	26.928	121.3	31.383	95.3	21.394	107.8	29.577	113.1	1:49.282	88.68	2.556	14:39:47.534
6 -	26.899	120.6	30.112	95.5	21.657	107.2	29.461	113.1	1:48.129	89.62	1.403	14:41:35.663
7 -	26.737	121.5	29.900	95.3	21.116	107.2	29.472	112.7	1:47.225 <b>(3)</b>	90.38	0.499	14:43:22.888
8 -	26.836	120.6	30.089	95.3	21.020	107.5	29.522	113.3	1:47.467	90.17	0.741	14:45:10.355
9 -	<b>26.605</b>	121.3	29.950	95.7	21.055	107.5	29.413	112.9	1:47.023 <b>(2)</b>	90.55	0.297	14:46:57.378
10 -	26.621	121.7	<b>29.861</b>	<b>96.4</b>	21.036	107.7	29.208	113.7	<b>1:46.726 (1)</b>	<b>90.80</b>		<b>14:48:44.104</b>
11 -	26.701	120.9	31.136	96.2	<b>20.986</b>	<b>108.7</b>	<b>29.153</b>	<b>114.1</b>	1:47.976	89.75	1.250	14:50:32.080

P6 70		Joshua WHATLEY				KTM - KRP						
IDEAL LAP TIME : 1:46.665		BEST LAP TIME : 1:46.727				DIFFERENCE : 0.062						
LAP	SECTOR 1	SECTOR 2		SECTOR 3		SECTOR 4		LAP TIME	MPH	DIFF	TIME OF DAY	
1 -	OUTLAP	119.8	32.365	94.9	23.088	107.7	30.856	113.5			14:32:01.630	
2 -	27.683	121.5	30.338	95.7	21.240	109.6	29.790	114.5	1:49.051	88.86	2.324	14:33:50.681
3 -	27.180	121.3	30.087	<b>96.5</b>	24.100	<b>111.2</b>	29.589	112.2	1:50.956	87.34	4.229	14:35:41.637
4 -	26.938	121.7	29.753	94.2	21.352	109.6	29.501	<b>115.1</b>	1:47.544 <b>(3)</b>	90.11	0.817	14:37:29.181
5 -	<b>26.691</b>	122.9	<b>29.700</b>	95.0	20.948	109.6	<b>29.388</b>	113.9	<b>1:46.727 (1)</b>	<b>90.80</b>		<b>14:39:15.908</b>
6 -	27.094	<b>123.1</b>	32.019	93.4	21.856	103.8		IN PIT	1:59.115 <b>P</b>	81.36	12.388	14:41:15.023
7 -	OUTLAP	117.5	31.111	96.1	<b>20.886</b>	<b>111.2</b>	29.616	112.7	3:41.740	43.70	1:55.013	14:44:56.763
8 -	26.762	122.6	29.806	95.4	20.933	<b>111.2</b>	29.517	114.9	1:47.018 <b>(2)</b>	90.55	0.291	14:46:43.781
9 -	27.929	116.3	30.423	93.0	22.761	100.7		IN PIT	1:59.643 <b>P</b>	81.00	12.916	14:48:43.424

P7 7		Edmund BEST				KTM - SymCirrus Motorsport						
IDEAL LAP TIME : 1:46.804		BEST LAP TIME : 1:46.937				DIFFERENCE : 0.133						
LAP	SECTOR 1	SECTOR 2		SECTOR 3		SECTOR 4		LAP TIME	MPH	DIFF	TIME OF DAY	
1 -	OUTLAP	116.5	31.920	92.5	23.007	104.8	31.104	110.9			14:32:01.121	
2 -	27.413	119.4	30.549	93.0	21.537	104.6	29.998	112.0	1:49.497	88.50	2.560	14:33:50.618
3 -	27.379	120.2	30.292	<b>93.9</b>	21.382	105.1	29.919	111.6	1:48.972	88.93	2.035	14:35:39.590
4 -	27.058	118.3	30.387	89.5	21.697	104.8	29.943	111.8	1:49.085	88.84	2.148	14:37:28.675
5 -	27.390	<b>121.3</b>	29.847	93.5	21.334	105.5	29.555	111.6	1:48.126	89.62	1.189	14:39:16.801
6 -	26.722	120.2	29.968	93.4	21.444	105.1	29.614	111.8	1:47.748	89.94	0.811	14:41:04.549
7 -	26.745	119.8	29.961	93.2	21.402	105.3	29.633	111.4	1:47.741 <b>(3)</b>	89.94	0.804	14:42:52.290
8 -	26.890	118.9	29.876	93.7	21.213	105.3	<b>29.554</b>	110.9	1:47.533 <b>(2)</b>	90.12	0.596	14:44:39.823
9 -	26.578	119.6	<b>29.673</b>	<b>93.9</b>	21.132	<b>105.8</b>	<b>29.554</b>	<b>112.4</b>	<b>1:46.937 (1)</b>	<b>90.62</b>		<b>14:46:26.760</b>
10 -	<b>26.456</b>	120.4	29.898	93.8	<b>21.121</b>	105.5		IN PIT	1:55.407 <b>P</b>	83.97	8.470	14:48:22.167
11 -	OUTLAP	119.8	30.026	93.7	21.354	105.3	29.646	111.4	1:57.782	82.28	10.845	14:50:19.949

P8 77 S		Jamie LYONS				Honda - C&M Motors Ltd Racing						
IDEAL LAP TIME : 1:52.551		BEST LAP TIME : 1:46.961				DIFFERENCE : -5.590						
LAP	SECTOR 1	SECTOR 2		SECTOR 3		SECTOR 4		LAP TIME	MPH	DIFF	TIME OF DAY	
1 -	OUTLAP	110.9	33.941	89.2	23.659	98.2	32.253	105.1			14:32:09.032	
2 -	29.295	111.4	32.717	88.3	23.262	99.2	31.365	105.5	1:56.639	83.08	9.678	14:34:05.671
3 -	28.332	111.1	31.889	87.7	22.991	98.9	31.269	104.5	1:54.481	84.65	7.520	14:36:00.152
4 -						91.6	36.199	105.3	<b>1:46.961 (1)</b>	<b>90.60</b>		<b>14:37:47.113</b>
5 -	29.036	112.0	33.138	87.3	23.311	98.1	31.604	106.6	1:57.089	82.76	10.128	14:39:44.202
6 -	28.358	110.9	31.972	89.2	23.126	98.5	31.143	105.8	1:54.599	84.56	7.638	14:41:38.801
7 -	28.348	112.5	31.735	88.3	22.815	99.1	31.881	106.3	1:54.779	84.43	7.818	14:43:33.580
8 -	28.242	112.5	31.593	87.6	22.658	100.6	31.253	<b>107.5</b>	1:53.746 <b>(3)</b>	85.20	6.785	14:45:27.326
9 -	27.930	114.1	<b>31.559</b>	<b>90.5</b>	<b>22.237</b>	<b>101.2</b>	<b>30.879</b>	107.0	1:52.605 <b>(2)</b>	86.06	5.644	14:47:19.931
10 -	<b>27.876</b>	<b>114.3</b>	31.755	89.0	27.792	99.1		IN PIT	2:03.999 <b>P</b>	78.15	17.038	14:49:23.930
11 -	OUTLAP	110.9	33.163	87.4	23.162	98.8	31.979	105.6	2:18.352	70.04	31.391	14:51:42.282

Weather / Track : Cloudy / Dry

Oulton Park International  
Circuit Length = 2.6920 miles  
Start: 14:30 Flag 14:50 End: 14:52

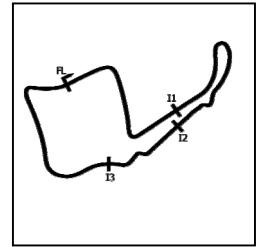


# MCRCB BULLETIN TK050

## 2019 Bennetts British Superbike Championship - Rock Oil Round 9

### 2019 HEL Performance British Motostar Championship

#### FREE PRACTICE 2 - SECTOR ANALYSIS



SECTOR 1 = FL to I1, SECTOR 2 = I1 to I2 SECTOR 3 = I2 to I3, SECTOR 4 = I3 to FL, DIFF = Difference To Personal Best Lap, P = Crossed Finish Line in Pit Lane, D = Time Disallowed

P9 14		Jack NIXON				KTM - Santander Salt							
IDEAL LAP TIME : 1:47.502		BEST LAP TIME : 1:47.889				DIFFERENCE : 0.387							
LAP	SECTOR 1	SECTOR 2		SECTOR 3		SECTOR 4		LAP TIME	MPH	DIFF	TIME OF DAY		
1 -	OUTLAP	118.7	32.430	96.1	22.814	108.2	31.029	113.7			14:32:02.521		
2 -	27.937	<b>123.3</b>	31.138	<b>97.3</b>	22.008	<b>110.1</b>	30.456	<b>116.3</b>	1:51.539	86.88	3.650	14:33:54.060	
3 -	27.574	121.3	30.998	95.8	22.062	106.0	30.606	114.3	1:51.240	87.12	3.351	14:35:45.300	
4 -	27.243	121.3	30.824	95.5	21.642	108.9	30.022	114.5	1:49.731	88.31	1.842	14:37:35.031	
5 -	26.968	121.5	30.558	95.0	21.676	108.2	IN PIT		1:56.028	<b>P</b>	83.52	8.139	14:39:31.059
6 -	OUTLAP	118.7	33.096	88.5	22.552	107.0	30.202	113.9	3:17.867	48.97	1:29.978	14:42:48.926	
7 -	27.229	120.9	30.347	95.3	21.630	108.0	29.737	113.9	1:48.943	<b>(3)</b>	88.95	1.054	14:44:37.869
8 -	26.709	121.7	30.198	96.1	21.414	108.4	<b>29.603</b>	114.7	1:47.924	<b>(2)</b>	89.79	0.035	14:46:25.793
9 -	27.292	118.3	30.839	95.7	21.518	108.5	29.761	114.3	1:49.410		88.57	1.521	14:48:15.203
<b>10 -</b>	<b>26.704</b>	121.3	<b>29.982</b>	97.2	<b>21.213</b>	109.1	29.990	114.1	<b>1:47.889</b>	<b>(1)</b>	<b>89.82</b>		<b>14:50:03.092</b>

P10 99		Jamie DAVIS				KTM - FPW Racing							
IDEAL LAP TIME : 1:47.991		BEST LAP TIME : 1:48.062				DIFFERENCE : 0.071							
LAP	SECTOR 1	SECTOR 2		SECTOR 3		SECTOR 4		LAP TIME	MPH	DIFF	TIME OF DAY		
1 -	OUTLAP	116.1	32.459	93.8	23.239	105.6	31.430	112.5			14:32:02.069		
2 -	27.436	120.4	31.759	94.9	22.236	107.3	30.916	<b>113.7</b>	1:52.347	86.26	4.285	14:33:54.416	
3 -	27.409	120.9	31.560	95.1	21.994	106.6	30.692	112.2	1:51.655	86.79	3.593	14:35:46.071	
4 -	26.992	120.2	30.860	94.5	21.776	107.2	30.370	112.9	1:49.998	88.10	1.936	14:37:36.069	
5 -	26.995	120.0	30.584	93.8	21.957	106.6	30.226	111.6	1:49.762	88.29	1.700	14:39:25.831	
6 -	28.352	113.9	31.252	91.1	28.925	<b>108.0</b>	29.904	113.3	1:58.433	81.82	10.371	14:41:24.264	
7 -	<b>26.482</b>	<b>122.6</b>	30.499	95.7	21.730	107.0	29.893	113.3	1:48.604	89.23	0.542	14:43:12.868	
8 -	26.857	120.2	30.406	94.9	21.589	107.7	29.809	112.7	1:48.661	89.18	0.599	14:45:01.529	
9 -	26.630	121.3	30.225	95.0	21.591	106.6	29.998	112.4	1:48.444	<b>(3)</b>	89.36	0.382	14:46:49.973
<b>10 -</b>	26.553	121.3	<b>30.210</b>	95.7	<b>21.515</b>	107.5	<b>29.784</b>	112.7	<b>1:48.062</b>	<b>(1)</b>	<b>89.68</b>		<b>14:48:38.035</b>
11 -	26.490	121.7	30.304	<b>95.8</b>	21.521	107.5	29.969	112.9	1:48.284	<b>(2)</b>	89.49	0.222	14:50:26.319

P11 21		Jerry van de BUNT				Honda - Raha61/LJ-Racing							
IDEAL LAP TIME : 1:47.995		BEST LAP TIME : 1:48.084				DIFFERENCE : 0.089							
LAP	SECTOR 1	SECTOR 2		SECTOR 3		SECTOR 4		LAP TIME	MPH	DIFF	TIME OF DAY		
1 -	OUTLAP	122.4	32.660	95.3	22.787	105.5	31.811	<b>113.5</b>			14:32:02.963		
2 -	27.583	<b>127.0</b>	31.506	95.7	21.950	108.7	30.877	<b>113.5</b>	1:51.916	86.59	3.832	14:33:54.879	
3 -	27.145	124.7	31.656	<b>97.1</b>	22.116	108.7	31.315	112.9	1:52.232	86.35	4.148	14:35:47.111	
4 -	26.945	122.9	30.745	94.7	21.561	107.8	30.638	112.9	1:49.889	88.19	1.805	14:37:37.000	
5 -	27.001	124.2	30.904	94.1	21.363	108.2	30.399	112.7	1:49.667	88.37	1.583	14:39:26.667	
6 -	28.048	122.6	31.447	93.5	22.078	106.6	30.981	112.2	1:52.554	86.10	4.470	14:41:19.221	
7 -	27.986	109.8	30.918	93.5	21.416	107.5	30.933	113.1	1:51.253	87.11	3.169	14:43:10.474	
8 -	26.977	121.3	30.530	94.6	21.157	108.9	<b>30.121</b>	112.7	1:48.785	<b>(3)</b>	89.08	0.701	14:44:59.259
9 -	26.851	123.5	30.260	94.3	21.144	<b>109.8</b>	30.241	113.1	1:48.496	<b>(2)</b>	89.32	0.412	14:46:47.755
10 -	27.022	121.7	30.104	95.7	21.559	107.8	30.352	112.5	1:49.037	88.88	0.953	14:48:36.792	
<b>11 -</b>	<b>26.793</b>	124.5	<b>30.004</b>	96.1	<b>21.077</b>	108.4	30.210	112.9	<b>1:48.084</b>	<b>(1)</b>	<b>89.66</b>		<b>14:50:24.876</b>

P12 72 S		Cameron HORSMAN				Honda - Nova Racing/SP 125							
IDEAL LAP TIME : 1:48.240		BEST LAP TIME : 1:48.270				DIFFERENCE : 0.030							
LAP	SECTOR 1	SECTOR 2		SECTOR 3		SECTOR 4		LAP TIME	MPH	DIFF	TIME OF DAY		
1 -	OUTLAP	109.4	33.201	90.1	22.401	101.3	31.388	107.2			14:32:11.577		
2 -	28.330	115.5	31.157	91.1	21.634	101.9	30.386	108.4	1:51.507	86.91	3.237	14:34:03.084	
3 -	27.349	113.7	30.585	90.5	21.848	101.9	30.154	108.4	1:49.936	88.15	1.666	14:35:53.020	
4 -	27.668	114.3	30.802	89.9	21.805	101.6	30.312	107.8	1:50.587	87.63	2.317	14:37:43.607	
5 -	27.374	115.7	30.707	90.0	21.772	101.6	30.149	109.2	1:50.002	88.10	1.732	14:39:33.609	
6 -	27.086	115.1	30.481	90.1	21.676	103.0	29.957	108.5	1:49.200	<b>(3)</b>	88.74	0.930	14:41:22.809
7 -	27.167	<b>117.7</b>	30.360	91.9	21.661	<b>104.2</b>	30.099	107.8	1:49.287	88.67	1.017	14:43:12.096	
8 -	27.145	114.3	30.389	90.5	21.699	102.2	30.084	108.0	1:49.317	88.65	1.047	14:45:01.413	
9 -	27.492	115.1	30.380	91.5	21.536	102.9	29.997	108.9	1:49.405	88.58	1.135	14:46:50.818	
10 -	26.998	115.3	<b>30.169</b>	91.4	21.557	102.2	30.134	<b>109.6</b>	1:48.858	<b>(2)</b>	89.02	0.588	14:48:39.676
<b>11 -</b>	<b>26.776</b>	117.1	30.199	<b>92.3</b>	<b>21.350</b>	102.7	<b>29.945</b>	107.5	<b>1:48.270</b>	<b>(1)</b>	<b>89.51</b>		<b>14:50:27.946</b>

Weather / Track : Cloudy / Dry

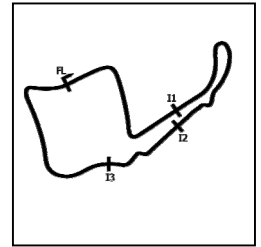
Oulton Park International  
Circuit Length = 2.6920 miles  
Start: 14:30 Flag 14:50 End: 14:52

# MCRCB BULLETIN TK050

## 2019 Bennetts British Superbike Championship - Rock Oil Round 9

### 2019 HEL Performance British Motostar Championship

#### FREE PRACTICE 2 - SECTOR ANALYSIS



SECTOR 1 = FL to I1, SECTOR 2 = I1 to I2 SECTOR 3 = I2 to I3, SECTOR 4 = I3 to FL, DIFF = Difference To Personal Best Lap, P = Crossed Finish Line in Pit Lane, D = Time Disallowed

P13 19 S		Scott OGDEN				Honda - Premium Motorhomes Scott Ogden Racing						
IDEAL LAP TIME : 1:48.914		BEST LAP TIME : 1:49.070				DIFFERENCE : 0.156						
LAP	SECTOR 1	SECTOR 2		SECTOR 3		SECTOR 4		LAP TIME	MPH	DIFF	TIME OF DAY	
1 -	OUTLAP	109.6	32.633	89.7	29.801	98.9	31.156	106.3			14:32:27.476	
2 -	28.489	112.7	32.391	89.1	22.447	101.5	31.132	107.0	1:54.459	84.67	5.389	14:34:21.935
3 -	27.592	113.3	30.853	91.0	21.859	101.3	30.125	<b>109.2</b>	1:50.429	87.76	1.359	14:36:12.364
4 -	28.853	112.2	31.542	88.8	21.982	100.6	30.349	106.8	1:52.726	85.97	3.656	14:38:05.090
5 -	27.438	113.1	30.727	89.0	21.926	100.7	30.157	107.3	1:50.248	87.90	1.178	14:39:55.338
6 -	27.270	113.5	30.402	88.1	21.894	101.2	<b>29.990</b>	106.6	1:49.556	88.45	0.486	14:41:44.894
7 -	27.185	114.7	30.384	90.5	21.703	<b>102.6</b>	30.477	109.1	1:49.749	88.30	0.679	14:43:34.643
8 -	27.608	<b>116.5</b>	31.253	<b>91.3</b>	22.147	101.9	30.030	106.6	1:51.038	87.27	1.968	14:45:25.681
9 -	27.174	114.1	30.279	90.0	21.674	101.2	30.250	107.0	1:49.377 (3)	88.60	0.307	14:47:15.058
10 -	27.102	114.5	<b>30.189</b>	90.4	21.658	100.9	30.168	106.6	1:49.117 (2)	88.81	0.047	14:49:04.175
11 -	<b>27.080</b>	114.1	30.327	89.0	<b>21.655</b>	100.6	30.008	107.0	<b>1:49.070 (1)</b>	<b>88.85</b>		<b>14:50:53.245</b>

P14 54		Sam BURMAN				KTM - TeamWNT Burman Racing						
IDEAL LAP TIME : 1:49.547		BEST LAP TIME : 1:49.590				DIFFERENCE : 0.043						
LAP	SECTOR 1	SECTOR 2		SECTOR 3		SECTOR 4		LAP TIME	MPH	DIFF	TIME OF DAY	
1 -	OUTLAP	117.1	32.949	93.9	23.398	105.6	31.776	113.7			14:32:01.462	
2 -	27.877	119.6	31.426	96.0	22.177	107.0	30.832	<b>114.9</b>	1:52.312	86.28	2.722	14:33:53.774
3 -	27.804	119.6	31.663	95.3	22.470	108.4	30.585	114.3	1:52.522	86.12	2.932	14:35:46.296
4 -	27.802	118.5	31.758	94.5	22.640	106.1	IN PIT		1:58.571 P	81.73	8.981	14:37:44.867
5 -	OUTLAP	118.5	32.283	94.1	22.471	108.0	30.754	112.9	3:36.131	44.83	1:46.541	14:41:20.998
6 -	27.524	<b>121.5</b>	31.241	96.0	21.950	108.2	30.473	113.7	1:51.188	87.16	1.598	14:43:12.186
7 -	27.575	118.9	31.005	95.7	21.942	<b>109.4</b>	30.166	113.9	1:50.688 (3)	87.55	1.098	14:45:02.874
8 -	<b>27.229</b>	120.6	30.526	95.8	<b>21.806</b>	108.5	<b>30.029</b>	114.3	<b>1:49.590 (1)</b>	<b>88.43</b>		<b>14:46:52.464</b>
9 -	27.260	120.2	<b>30.483</b>	<b>97.2</b>	22.044	108.5	30.155	114.5	1:49.942 (2)	88.14	0.352	14:48:42.406
10 -	27.630	121.3	33.056	96.1	21.838	108.7	30.129	113.9	1:52.653	86.02	3.063	14:50:35.059

P15 17 S		Franco BOURNE				Honda - Franco Bourne / SP125						
IDEAL LAP TIME : 1:50.037		BEST LAP TIME : 1:50.105				DIFFERENCE : 0.068						
LAP	SECTOR 1	SECTOR 2		SECTOR 3		SECTOR 4		LAP TIME	MPH	DIFF	TIME OF DAY	
1 -	OUTLAP	110.3	32.405	88.5	22.728	99.2	31.234	105.3			14:32:05.158	
2 -	28.035	112.0	31.243	<b>90.4</b>	22.065	100.4	30.731	106.1	1:52.074	86.47	1.969	14:33:57.232
3 -	27.704	111.6	31.002	89.5	22.191	98.9	30.482	<b>106.3</b>	1:51.379 (3)	87.01	1.274	14:35:48.611
4 -	27.487	111.2	38.020	76.1	26.712	<b>101.0</b>	30.639	106.1	2:02.858	78.88	12.753	14:37:51.469
5 -	27.427	112.2	30.838	89.3	22.894	98.6	30.700	105.3	1:51.859	86.63	1.754	14:39:43.328
6 -	29.216	104.6	31.408	89.2	22.469	99.2	30.565	105.3	1:53.658	85.26	3.553	14:41:36.986
7 -	<b>27.303</b>	112.0	30.703	89.1	<b>21.705</b>	100.1	<b>30.394</b>	104.2	<b>1:50.105 (1)</b>	<b>88.01</b>		<b>14:43:27.091</b>
8 -	27.505	111.8	<b>30.635</b>	88.8	21.791	99.7	30.479	105.6	1:50.410 (2)	87.77	0.305	14:45:17.501
9 -	27.317	<b>112.4</b>	30.653	89.3	27.318	77.7	IN PIT		2:07.609 P	75.94	17.504	14:47:25.110
10 -	OUTLAP	112.2	31.892	87.8	22.617	98.1	30.651	105.5	3:14.159	49.91	1:24.054	14:50:39.269

P16 16 S		Harvey CLARIDGE				Honda - Nova Racing/SP 125						
IDEAL LAP TIME : 1:50.371		BEST LAP TIME : 1:50.695				DIFFERENCE : 0.324						
LAP	SECTOR 1	SECTOR 2		SECTOR 3		SECTOR 4		LAP TIME	MPH	DIFF	TIME OF DAY	
1 -	OUTLAP	111.2	35.287	88.0	23.698	99.1	32.182	106.6			14:32:17.488	
2 -	29.156	110.0	31.906	88.7	22.553	100.3	31.145	106.6	1:54.760	84.44	4.065	14:34:12.248
3 -	27.979	113.9	31.362	88.5	22.192	100.4	31.023	106.6	1:52.556	86.10	1.861	14:36:04.804
4 -	27.827	113.1	31.331	88.4	22.096	101.2	30.730	<b>108.5</b>	1:51.984	86.54	1.289	14:37:56.788
5 -	27.969	115.5	31.802	<b>89.8</b>	22.708	100.4	30.701	106.0	1:53.180	85.62	2.485	14:39:49.968
6 -	27.805	114.1	31.944	86.1	22.537	98.6	IN PIT		2:00.421 P	80.47	9.726	14:41:50.389
7 -	OUTLAP	110.3	31.661	87.3	22.459	100.3	30.519	106.6	3:06.487	51.96	1:15.792	14:44:56.876
8 -	27.528	111.4	<b>30.657</b>	<b>89.8</b>	<b>21.961</b>	101.9	30.687	107.0	1:50.833 (3)	87.44	0.138	14:46:47.709
9 -	27.611	114.9	30.790	<b>89.8</b>	21.979	101.2	<b>30.362</b>	108.2	1:50.742 (2)	87.51	0.047	14:48:38.451
10 -	<b>27.391</b>	<b>116.3</b>	30.665	89.3	22.001	<b>102.2</b>	30.638	107.5	<b>1:50.695 (1)</b>	<b>87.54</b>		<b>14:50:29.146</b>

Weather / Track : Cloudy / Dry

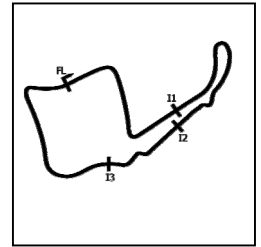
Oulton Park International  
Circuit Length = 2.6920 miles  
Start: 14:30 Flag 14:50 End: 14:52

# MCRCB BULLETIN TK050

## 2019 Bennetts British Superbike Championship - Rock Oil Round 9

### 2019 HEL Performance British Motostar Championship

#### FREE PRACTICE 2 - SECTOR ANALYSIS



SECTOR 1 = FL to I1, SECTOR 2 = I1 to I2 SECTOR 3 = I2 to I3, SECTOR 4 = I3 to FL, DIFF = Difference To Personal Best Lap, P = Crossed Finish Line in Pit Lane, D = Time Disallowed

P17 88 S		Harry LEIGH		Honda - SymCircus Motorsport								
IDEAL LAP TIME : 1:51.280		BEST LAP TIME : 1:51.417		DIFFERENCE : 0.137								
LAP	SECTOR 1	SECTOR 2	SECTOR 3	SECTOR 4	LAP TIME	MPH	DIFF	TIME OF DAY				
1 -	OUTLAP	112.4	34.083	89.8	23.271	100.0	31.275	107.2	14:32:14.765			
2 -	28.613	112.9	31.669	89.7	22.414	101.2	31.071	<b>108.5</b>	1:53.767	85.18	2.350	14:34:08.532
3 -	28.163	114.3	31.450	89.8	22.471	101.3	30.863	108.2	1:52.947	85.80	1.530	14:36:01.479
4 -	27.876	115.5	31.619	88.7	24.462	99.5	31.177	108.0	1:55.134	84.17	3.717	14:37:56.613
5 -	28.069	114.3	31.720	90.3	22.636	101.8	30.629	107.7	1:53.054	85.72	1.637	14:39:49.667
6 -	28.021	114.9	31.677	89.8	22.371	101.3	30.605	107.5	1:52.674	86.01	1.257	14:41:42.341
7 -	27.775	115.1	31.761	90.0	22.175	101.9	30.485	107.8	1:52.196	86.37	0.779	14:43:34.537
8 -	27.607	<b>115.9</b>	31.763	<b>91.9</b>	22.405	<b>103.2</b>	30.781	<b>108.5</b>	1:52.556	86.10	1.139	14:45:27.093
9 -	27.994	<b>115.9</b>	<b>31.268</b>	90.5	22.045	101.9	<b>30.425</b>	<b>108.5</b>	1:51.732 (3)	86.73	0.315	14:47:18.825
10 -	27.663	113.3	31.437	90.4	22.025	101.9	30.561	108.2	1:51.686 (2)	86.77	0.269	14:49:10.511
11 -	<b>27.574</b>	114.3	31.277	90.6	<b>22.013</b>	101.3	30.553	107.7	<b>1:51.417 (1)</b>	<b>86.98</b>		<b>14:51:01.928</b>

P18 57 S		Josh HIATT		Honda - Sorrymate.com								
IDEAL LAP TIME : 1:51.420		BEST LAP TIME : 1:51.604		DIFFERENCE : 0.184								
LAP	SECTOR 1	SECTOR 2	SECTOR 3	SECTOR 4	LAP TIME	MPH	DIFF	TIME OF DAY				
1 -	OUTLAP	109.2	32.812	89.9	23.058	99.2	31.968	106.5	14:32:06.698			
2 -	28.333	<b>113.5</b>	30.953	<b>90.5</b>	22.261	100.7	30.850	<b>106.8</b>	1:52.397 (2)	86.22	0.793	14:33:59.095
3 -	28.237	111.4	31.242	89.1	22.548	98.9	31.276	105.8	1:53.303	85.53	1.699	14:35:52.398
4 -	28.323	111.4	31.214	89.0	22.413	100.1	30.771	<b>106.8</b>	1:52.721	85.97	1.117	14:37:45.119
5 -	28.227	113.3	31.072	88.5	28.513	100.0	31.096	106.1	1:58.908	81.50	7.304	14:39:44.027
6 -	28.291	112.2	31.393	87.2	22.626	99.2	30.818	<b>106.8</b>	1:53.128	85.66	1.524	14:41:37.155
7 -	<b>27.976</b>	112.7	<b>30.811</b>	89.2	25.864	<b>101.5</b>	31.148	105.5	1:55.799	83.69	4.195	14:43:32.954
8 -	28.553	110.7	31.430	88.7	22.619	98.9	31.264	105.3	1:53.866	85.11	2.262	14:45:26.820
9 -	28.293	111.6	31.485	89.0	22.203	99.7	30.676	<b>106.8</b>	1:52.657 (3)	86.02	1.053	14:47:19.477
10 -	27.983	113.3	30.988	89.9	<b>22.010</b>	99.7	<b>30.623</b>	106.5	<b>1:51.604 (1)</b>	<b>86.83</b>		<b>14:49:11.081</b>
11 -	28.163	111.8	31.053	89.1	22.215	99.2	31.273	105.3	1:52.704	85.98	1.100	14:51:03.785

P19 35 S		Jeremy KNIGHT		Honda - Jeremy Knight Racing / SP125								
IDEAL LAP TIME : 1:52.992		BEST LAP TIME : 1:53.322		DIFFERENCE : 0.330								
LAP	SECTOR 1	SECTOR 2	SECTOR 3	SECTOR 4	LAP TIME	MPH	DIFF	TIME OF DAY				
1 -	OUTLAP	108.2	34.676	87.1	23.468	98.9	32.327	<b>105.3</b>	14:32:21.419			
2 -	29.430	112.4	32.647	88.0	22.941	98.9	32.028	104.8	1:57.046	82.79	3.724	14:34:18.465
3 -	29.224	110.5	32.565	88.1	22.583	99.2	31.556	104.6	1:55.928	83.59	2.606	14:36:14.393
4 -	29.021	110.0	32.500	87.1	22.534	98.2	31.523	104.6	1:55.578	83.85	2.256	14:38:09.971
5 -	28.356	111.1	31.855	<b>88.3</b>	22.554	<b>99.4</b>	31.515	105.0	1:54.280	84.80	0.958	14:40:04.251
6 -	28.469	112.4	31.849	86.3	22.492	97.5	31.418	104.0	1:54.228	84.84	0.906	14:41:58.479
7 -	<b>28.220</b>	<b>112.9</b>	31.804	87.3	22.178	98.6	<b>31.120</b>	104.2	<b>1:53.322 (1)</b>	<b>85.52</b>		<b>14:43:51.801</b>
8 -	28.426	109.8	<b>31.511</b>	86.8	22.429	97.9	31.364	104.3	1:53.730 (2)	85.21	0.408	14:45:45.531
9 -	28.636	111.6	31.880	87.4	<b>22.141</b>	98.2	31.198	104.6	1:53.855 (3)	85.11	0.533	14:47:39.386
10 -	28.507	110.1	32.630	86.1	22.858	97.9	31.486	101.9	1:55.481	83.92	2.159	14:49:34.867
11 -	28.782	110.1	33.003	86.9	22.465	95.7	31.898	102.7	1:56.148	83.43	2.826	14:51:31.015

P20 3 S		Louis RENDELL		Honda - Microlise Cresswell Racing								
IDEAL LAP TIME : 1:53.420		BEST LAP TIME : 1:53.623		DIFFERENCE : 0.203								
LAP	SECTOR 1	SECTOR 2	SECTOR 3	SECTOR 4	LAP TIME	MPH	DIFF	TIME OF DAY				
1 -	OUTLAP	110.7	35.017	88.1	23.576	97.9	32.281	103.4	14:32:16.942			
2 -	29.709	110.9	33.639	85.3	23.105	100.1	32.362	105.1	1:58.815	81.56	5.192	14:34:15.757
3 -	29.087	112.0	32.991	88.4	23.025	99.4	31.394	<b>106.8</b>	1:56.497	83.18	2.874	14:36:12.254
4 -	29.196	111.4	32.707	88.5	22.723	99.2	31.443	105.0	1:56.069	83.49	2.446	14:38:08.323
5 -	28.547	110.7	32.647	87.3	22.958	100.1	31.456	105.1	1:55.608	83.82	1.985	14:40:03.931
6 -	28.626	112.0	32.484	87.4	22.436	<b>101.3</b>	31.302	104.8	1:54.848	84.38	1.225	14:41:58.779
7 -	28.443	<b>114.3</b>	32.259	89.3	22.395	98.8	31.095	105.0	1:54.192	84.86	0.569	14:43:52.971
8 -	28.349	111.6	32.034	88.8	22.399	99.7	31.099	105.5	1:53.881 (2)	85.10	0.258	14:45:46.852
9 -	28.415	112.4	32.032	89.7	<b>22.259</b>	99.5	<b>30.917</b>	106.1	<b>1:53.623 (1)</b>	<b>85.29</b>		<b>14:47:40.475</b>
10 -	<b>28.278</b>	112.5	<b>31.966</b>	<b>89.9</b>	22.393	98.5	31.325	104.5	1:53.962 (3)	85.03	0.339	14:49:34.437
11 -	28.502	111.4	32.383	87.9	22.520	98.8	31.397	105.1	1:54.802	84.41	1.179	14:51:29.239

Weather / Track : Cloudy / Dry

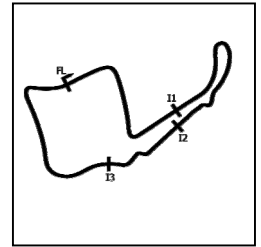
Oulton Park International  
Circuit Length = 2.6920 miles  
Start: 14:30 Flag 14:50 End: 14:52

# MCRCB BULLETIN TK050

## 2019 Bennetts British Superbike Championship - Rock Oil Round 9

### 2019 HEL Performance British Motostar Championship

#### FREE PRACTICE 2 - SECTOR ANALYSIS



SECTOR 1 = FL to I1, SECTOR 2 = I1 to I2 SECTOR 3 = I2 to I3, SECTOR 4 = I3 to FL, DIFF = Difference To Personal Best Lap, P = Crossed Finish Line in Pit Lane, D = Time Disallowed

P21		37 S		Corey TINKER				Honda - Microlise Cresswell Racing					
IDEAL LAP TIME : 1:53.706		BEST LAP TIME : 1:53.860				DIFFERENCE : 0.154							
LAP	SECTOR 1	SECTOR 2		SECTOR 3		SECTOR 4		LAP TIME	MPH	DIFF	TIME OF DAY		
1 -	OUTLAP	110.3	35.323	90.5	23.786	<b>101.6</b>	32.308	105.6			14:32:17.374		
2 -	29.418	<b>115.7</b>	32.799	<b>91.5</b>	23.370	100.9	32.207	<b>107.0</b>	1:57.794	82.27	3.934	14:34:15.168	
3 -	29.341	112.0	32.963	90.3	22.915	99.8	<b>31.351</b>	106.5	1:56.570	83.13	2.710	14:36:11.738	
4 -	29.420	112.2	32.356	91.3	22.345	101.5	31.395	106.0	1:55.516	83.89	1.656	14:38:07.254	
5 -	28.957	111.6	32.241	89.2	22.463	101.3	31.380	106.1	1:55.041	84.24	1.181	14:40:02.295	
6 -	29.075	111.1	32.067	89.5	22.994	99.8	IN PIT		2:05.074	<b>P</b>	77.48	11.214	14:42:07.369
7 -	OUTLAP	108.7	32.438	90.8	22.648	100.4	31.476	106.1	4:02.943	39.89	2:09.083	14:46:10.312	
8 -	28.963	111.8	31.803	90.0	22.238	100.6	31.751	106.1	1:54.755	<b>(3)</b>	84.45	0.895	14:48:05.067
9 -	28.766	112.2	31.589	91.0	<b>22.121</b>	100.7	31.384	106.6	<b>1:53.860</b>	<b>(1)</b>	<b>85.11</b>		<b>14:49:58.927</b>
10 -	<b>28.756</b>	112.5	<b>31.478</b>	90.8	22.286	100.1	31.643	106.1	1:54.163	<b>(2)</b>	84.89	0.303	14:51:53.090

P22		18 S		Jodie FIELDHOUSE				Honda - Go Pink Racing					
IDEAL LAP TIME : 1:54.946		BEST LAP TIME : 1:55.139				DIFFERENCE : 0.193							
LAP	SECTOR 1	SECTOR 2		SECTOR 3		SECTOR 4		LAP TIME	MPH	DIFF	TIME OF DAY		
1 -	OUTLAP	109.4	34.873	87.9	24.084	100.1	32.912	102.9			14:32:41.889		
2 -	30.362	112.7	33.652	87.8	23.439	98.9	33.023	106.1	2:00.476	80.44	5.337	14:34:42.365	
3 -	29.830	112.5	33.148	86.3	23.235	100.3	32.140	105.6	1:58.353	81.88	3.214	14:36:40.718	
4 -	29.615	112.7	32.704	87.7	22.989	99.5	31.947	<b>106.8</b>	1:57.255	82.65	2.116	14:38:37.973	
5 -	29.319	112.7	32.415	87.3	23.148	99.7	31.993	105.8	1:56.875	82.92	1.736	14:40:34.848	
6 -	29.255	113.3	32.715	88.1	23.019	99.2	31.672	105.8	1:56.661	83.07	1.522	14:42:31.509	
7 -	29.497	111.1	32.761	88.7	22.831	100.3	31.699	105.3	1:56.788	82.98	1.649	14:44:28.297	
8 -	29.242	113.3	32.301	88.4	<b>22.586</b>	<b>100.7</b>	31.576	<b>106.8</b>	1:55.705	<b>(3)</b>	83.75	0.566	14:46:24.002
9 -	29.184	111.1	<b>31.785</b>	<b>89.1</b>	22.628	100.6	<b>31.542</b>	106.5	<b>1:55.139</b>	<b>(1)</b>	<b>84.17</b>		<b>14:48:19.141</b>
10 -	<b>29.033</b>	<b>113.5</b>	32.215	89.0	22.626	99.8	31.617	106.0	1:55.491	<b>(2)</b>	83.91	0.352	14:50:14.632

P23		48		Sharni PINFOLD				Honda - City Lifting/RS Racing					
IDEAL LAP TIME : 1:55.813		BEST LAP TIME : 1:55.815				DIFFERENCE : 0.002							
LAP	SECTOR 1	SECTOR 2		SECTOR 3		SECTOR 4		LAP TIME	MPH	DIFF	TIME OF DAY		
1 -	OUTLAP	108.9	35.310	89.1	24.592	97.6	33.649	105.5			14:32:25.669		
2 -	30.200	112.2	33.875	89.8	23.902	99.2	32.601	106.8	2:00.578	80.37	4.763	14:34:26.247	
3 -	29.920	111.2	33.402	89.4	23.659	99.1	32.502	106.6	1:59.483	81.11	3.668	14:36:25.730	
4 -	29.588	111.4	33.075	89.0	23.508	97.1	32.401	106.1	1:58.572	81.73	2.757	14:38:24.302	
5 -	29.266	<b>113.3</b>	32.874	89.2	23.254	99.1	32.146	<b>107.2</b>	1:57.540	82.45	1.725	14:40:21.842	
6 -	29.175	111.6	32.941	90.1	23.172	99.5	32.122	106.0	1:57.410	82.54	1.595	14:42:19.252	
7 -	28.990	111.8	32.745	89.2	23.170	99.8	31.869	106.5	1:56.774	82.99	0.959	14:44:16.026	
8 -	28.951	112.0	32.493	<b>90.4</b>	23.097	98.3	31.768	106.5	1:56.309	<b>(3)</b>	83.32	0.494	14:46:12.335
9 -	<b>28.691</b>	113.1	<b>32.399</b>	89.7	23.025	<b>100.4</b>	<b>31.700</b>	106.8	<b>1:55.815</b>	<b>(1)</b>	<b>83.67</b>		<b>14:48:08.150</b>
10 -	28.784	112.5	32.479	89.9	<b>23.023</b>	99.8	31.720	106.5	1:56.006	<b>(2)</b>	83.54	0.191	14:50:04.156

P24		56 S		Bradley WILSON				Honda - B.Wilson Racing					
IDEAL LAP TIME : 1:57.520		BEST LAP TIME : 1:58.890				DIFFERENCE : 1.370							
LAP	SECTOR 1	SECTOR 2		SECTOR 3		SECTOR 4		LAP TIME	MPH	DIFF	TIME OF DAY		
1 -	OUTLAP	108.0	35.333	86.4	24.464	97.1	33.402	104.0			14:32:20.786		
2 -	30.232	108.9	34.322	86.3	23.955	97.1	32.659	<b>104.8</b>	2:01.168	79.98	2.278	14:34:21.954	
3 -	28.996	111.6	34.066	86.2	23.989	97.2	32.552	<b>104.8</b>	1:59.603	<b>(2)</b>	81.02	0.713	14:36:21.557
4 -	<b>28.693</b>	<b>112.7</b>	34.067	<b>86.7</b>	<b>23.328</b>	<b>97.5</b>	32.802	103.4	<b>1:58.890</b>	<b>(1)</b>	<b>81.51</b>		<b>14:38:20.447</b>
5 -	29.241	109.4	34.960	84.9	23.597	96.9	<b>32.192</b>	<b>104.8</b>	1:59.990	80.76	1.100	14:40:20.437	
6 -	29.118	110.5	34.219	86.1	23.963	96.8	32.570	103.4	1:59.870	<b>(3)</b>	80.84	0.980	14:42:20.307
7 -	28.985	110.9	<b>33.307</b>	86.5	23.517	95.5	IN PIT		2:03.706	<b>P</b>	78.34	4.816	14:44:24.013
8 -	OUTLAP	109.8	36.216	84.4	24.622	95.8	IN PIT		3:29.278	<b>P</b>	46.30	1:30.388	14:47:53.291

Weather / Track : Cloudy / Dry

Oulton Park International  
Circuit Length = 2.6920 miles  
Start: 14:30 Flag 14:50 End: 14:52

# MCRCB BULLETIN TK051

## 2019 Bennetts British Superbike Championship - Rock Oil Round 9

### 2019 HEL Performance British Motostar Championship

#### FREE PRACTICE 2 - BEST SECTORS

SECTOR 1			SECTOR 2			SECTOR 3			SECTOR 4			IDEAL / BEST COMPARISON						
POS	NO	NAME	TIME	NO	NAME	TIME	NO	NAME	TIME	NO	NAME	TIME	POS	NO	NAME	IDEAL	BEST	DIFF
																<b>PERFECT LAP</b>	<b>1:45.164</b>	
1	96	PAASCH	25.874	11	JONES	29.359	70	WHATLEY	20.886	96	PAASCH	29.045	1	96	PAASCH	1:45.354	1:45.520	0.166
2	11	JONES	26.160	64	DURHAM	29.449	45	SWANN	20.890	11	JONES	29.120	2	11	JONES	1:45.630	1:45.911	0.281
3	64	DURHAM	26.289	96	PAASCH	29.468	64	DURHAM	20.935	45	SWANN	29.120	3	64	DURHAM	1:45.867	1:45.907	0.040
4	45	SWANN	26.385	7	BEST	29.673	96	PAASCH	20.967	47	ARCHER	29.153	4	45	SWANN	1:46.371	1:46.490	0.119
5	7	BEST	26.456	70	WHATLEY	29.700	47	ARCHER	20.986	64	DURHAM	29.194	5	47	ARCHER	1:46.605	1:46.726	0.121
6	99	DAVIS	26.482	47	ARCHER	29.861	11	JONES	20.991	70	WHATLEY	29.388	6	70	WHATLEY	1:46.665	1:46.727	0.062
7	47	ARCHER	26.605	45	SWANN	29.976	21	van de	21.077	7	BEST	29.554	7	7	BEST	1:46.804	1:46.937	0.133
8	70	WHATLEY	26.691	14	NIXON	29.982	7	BEST	21.121	14	NIXON	29.603	8	14	NIXON	1:47.502	1:47.889	0.387
9	14	NIXON	26.704	21	van de	30.004	14	NIXON	21.213	99	DAVIS	29.784	9	99	DAVIS	1:47.991	1:48.062	0.071
10	72	HORSMAN	26.776	72	HORSMAN	30.169	72	HORSMAN	21.350	72	HORSMAN	29.945	10	21	van de BUNT	1:47.995	1:48.084	0.089
11	21	van de	26.793	19	OGDEN	30.189	99	DAVIS	21.515	19	OGDEN	29.990	11	72	HORSMAN	1:48.240	1:48.270	0.030
12	19	OGDEN	27.080	99	DAVIS	30.210	19	OGDEN	21.655	54	BURMAN	30.029	12	19	OGDEN	1:48.914	1:49.070	0.156
13	54	BURMAN	27.229	54	BURMAN	30.483	17	BOURNE	21.705	21	van de	30.121	13	54	BURMAN	1:49.547	1:49.590	0.043
14	17	BOURNE	27.303	17	BOURNE	30.635	54	BURMAN	21.806	16	CLARIDG	30.362	14	17	BOURNE	1:50.037	1:50.105	0.068
15	16	CLARIDG	27.391	16	CLARIDG	30.657	16	CLARIDG	21.961	17	BOURNE	30.394	15	16	CLARIDGE	1:50.371	1:50.695	0.324
16	88	LEIGH	27.574	57	HIATT	30.811	57	HIATT	22.010	88	LEIGH	30.425	16	88	LEIGH	1:51.280	1:51.417	0.137
17	77	LYONS	27.876	88	LEIGH	31.268	88	LEIGH	22.013	57	HIATT	30.623	17	57	HIATT	1:51.420	1:51.604	0.184
18	57	HIATT	27.976	37	TINKER	31.478	37	TINKER	22.121	77	LYONS	30.879	18	77	LYONS	1:52.551	1:46.961	-5.590
19	35	KNIGHT	28.220	35	KNIGHT	31.511	35	KNIGHT	22.141	3	RENDELL	30.917	19	35	KNIGHT	1:52.992	1:53.322	0.330
20	3	RENDELL	28.278	77	LYONS	31.559	77	LYONS	22.237	35	KNIGHT	31.120	20	3	RENDELL	1:53.420	1:53.623	0.203
21	48	PINFOLD	28.691	18	FIELDHO	31.785	3	RENDELL	22.259	37	TINKER	31.351	21	37	TINKER	1:53.706	1:53.860	0.154
22	56	WILSON	28.693	3	RENDELL	31.966	18	FIELDHO	22.586	18	FIELDHO	31.542	22	18	FIELDHOUSE	1:54.946	1:55.139	0.193
23	37	TINKER	28.756	48	PINFOLD	32.399	48	PINFOLD	23.023	48	PINFOLD	31.700	23	48	PINFOLD	1:55.813	1:55.815	0.002
24	18	FIELDHO	29.033	56	WILSON	33.307	56	WILSON	23.328	56	WILSON	32.192	24	56	WILSON	1:57.520	1:58.890	1.370

Weather / Track : Cloudy / Dry

Results can be found at [www.tsl-timing.com](http://www.tsl-timing.com)

Oulton Park International  
Circuit Length = 2.6920 miles  
Start: 14:30 Flag 14:50 End: 14:52

Printed - 14:54 Friday, 06 September 2019

**MCRCB BULLETIN TK052****2019 Bennetts British Superbike Championship - Rock Oil Round 9****2019 HEL Performance British Motostar Championship****FREE PRACTICE 2 - BEST SPEEDS**

POS	INTERMEDIATE 1			INTERMEDIATE 2			INTERMEDIATE 3			FINISH LINE		
	NO	NAME	MPH	NO	NAME	MPH	NO	NAME	MPH	NO	NAME	MPH
1	21	van de BUNT	127.0	11	JONES	97.9	11	JONES	111.4	45	SWANN	117.1
2	11	JONES	126.8	45	SWANN	97.3	70	WHATLEY	111.2	11	JONES	116.9
3	96	PAASCH	125.2	14	NIXON	97.3	45	SWANN	111.1	14	NIXON	116.3
4	45	SWANN	124.0	54	BURMAN	97.2	14	NIXON	110.1	70	WHATLEY	115.1
5	14	NIXON	123.3	21	van de BUNT	97.1	21	van de BUNT	109.8	96	PAASCH	114.9
6	70	WHATLEY	123.1	70	WHATLEY	96.5	54	BURMAN	109.4	54	BURMAN	114.9
7	47	ARCHER	122.6	47	ARCHER	96.4	96	PAASCH	109.1	64	DURHAM	114.3
8	99	DAVIS	122.6	64	DURHAM	96.1	47	ARCHER	108.7	47	ARCHER	114.1
9	64	DURHAM	122.2	99	DAVIS	95.8	64	DURHAM	108.2	99	DAVIS	113.7
10	54	BURMAN	121.5	96	PAASCH	95.1	99	DAVIS	108.0	21	van de BUNT	113.5
11	7	BEST	121.3	7	BEST	93.9	7	BEST	105.8	7	BEST	112.4
12	72	HORSMAN	117.7	72	HORSMAN	92.3	72	HORSMAN	104.2	72	HORSMAN	109.6
13	19	OGDEN	116.5	88	LEIGH	91.9	88	LEIGH	103.2	19	OGDEN	109.2
14	16	CLARIDGE	116.3	37	TINKER	91.5	19	OGDEN	102.6	16	CLARIDGE	108.5
15	88	LEIGH	115.9	19	OGDEN	91.3	16	CLARIDGE	102.2	88	LEIGH	108.5
16	37	TINKER	115.7	77	LYONS	90.5	37	TINKER	101.6	77	LYONS	107.5
17	77	LYONS	114.3	57	HIATT	90.5	57	HIATT	101.5	48	PINFOLD	107.2
18	3	RENDELL	114.3	17	BOURNE	90.4	3	RENDELL	101.3	37	TINKER	107.0
19	57	HIATT	113.5	48	PINFOLD	90.4	77	LYONS	101.2	57	HIATT	106.8
20	18	FIELDHOUSE	113.5	3	RENDELL	89.9	17	BOURNE	101.0	3	RENDELL	106.8
21	48	PINFOLD	113.3	16	CLARIDGE	89.8	18	FIELDHOUSE	100.7	18	FIELDHOUSE	106.8
22	35	KNIGHT	112.9	18	FIELDHOUSE	89.1	48	PINFOLD	100.4	17	BOURNE	106.3
23	56	WILSON	112.7	35	KNIGHT	88.3	35	KNIGHT	99.4	35	KNIGHT	105.3
24	17	BOURNE	112.4	56	WILSON	86.7	56	WILSON	97.5	56	WILSON	104.8

Weather / Track : Cloudy / Dry

Results can be found at [www.tsl-timing.com](http://www.tsl-timing.com)Oulton Park International  
Circuit Length = 2.6920 miles  
Start: 14:30 Flag 14:50 End: 14:52

Printed - 14:55 Friday, 06 September 2019

# MCRCB BULLETIN TK053

## 2019 Bennetts British Superbike Championship - Rock Oil Round 9

### 2019 HEL Performance British Motostar Championship

#### FREE PRACTICE 2 - STATISTICS

**Competitors Started** 24  
**Planned Start** 2019-09-06 @ 14:30:00.000  
**Actual Start** 2019-09-06 @ 14:30:00.667  
**Finish Time** 2019-09-06 @ 14:50:00.667  
**Track Length** 2.6920mi.  
**Total Laps** 252  
**Total Distance Covered** 678.3911mi.

#### Session Fastest Lap History

NO	CL	NAME	LAP TIME	TIME OF DAY	LAP	VEHICLE
7		Edmund BEST	1:49.497	14:33:50.643	2	KTM
70		Joshua WHATLEY	1:49.051	14:33:50.681	2	KTM
7		Edmund BEST	1:48.972	14:35:39.615	3	KTM
96		Brandon PAASCH	1:46.955	14:35:40.294	3	KTM
70		Joshua WHATLEY	1:46.727	14:39:15.931	5	KTM
11		Dan JONES	1:46.657	14:39:35.197	5	KTM
11		Dan JONES	1:46.447	14:43:09.705	7	KTM
11		Dan JONES	1:46.089	14:44:55.794	8	KTM
96		Brandon PAASCH	1:46.059	14:45:35.819	8	KTM
96		Brandon PAASCH	1:46.009	14:49:07.989	10	KTM
11		Dan JONES	1:45.911	14:50:24.974	11	KTM
64		Asher DURHAM	1:45.907	14:50:31.526	11	Mahindra
96		Brandon PAASCH	1:45.520	14:50:53.509	11	KTM

#### Flag History

TYPE	TIME OF DAY
GREEN	14:30:00.667
FINISH	14:50:00.667

#### Flag Statistics

TYPE	COUNT	TOTAL LAPS	TOTAL TIME
Green	1	11	22:14.502
Red	0	0	0.000
Safety Car	0	0	0.000
FCY	0	0	0.000

Weather / Track : Cloudy / Dry

# MCRCB BULLETIN TK053

## 2019 Bennetts British Superbike Championship - Rock Oil Round 9

### 2019 HEL Performance British Motostar Championship

#### FREE PRACTICE 2 - STATISTICS

CLASS :

12 Starters

#### Fastest Lap History

NO	NAME	LAP TIME	TIME OF DAY	LAP	VEHICLE
7	Edmund BEST	1:49.497	14:33:50.643	2	KTM
70	Joshua WHATLEY	1:49.051	14:33:50.681	2	KTM
7	Edmund BEST	1:48.972	14:35:39.615	3	KTM
96	Brandon PAASCH	1:46.955	14:35:40.294	3	KTM
70	Joshua WHATLEY	1:46.727	14:39:15.931	5	KTM
11	Dan JONES	1:46.657	14:39:35.197	5	KTM
11	Dan JONES	1:46.447	14:43:09.705	7	KTM
11	Dan JONES	1:46.089	14:44:55.794	8	KTM
96	Brandon PAASCH	1:46.059	14:45:35.819	8	KTM
96	Brandon PAASCH	1:46.009	14:49:07.989	10	KTM
11	Dan JONES	1:45.911	14:50:24.974	11	KTM
64	Asher DURHAM	1:45.907	14:50:31.526	11	Mahindra
96	Brandon PAASCH	1:45.520	14:50:53.509	11	KTM

Weather / Track : Cloudy / Dry

Results can be found at [www.tsl-timing.com](http://www.tsl-timing.com)

Page 2 of 3

Oulton Park International  
Circuit Length = 2.6920 miles  
Start: 14:30 Flag 14:50 End: 14:52

Printed - 14:55 Friday, 06 September 2019



# MCRCB BULLETIN TK053

## 2019 Bennetts British Superbike Championship - Rock Oil Round 9

### 2019 HEL Performance British Motostar Championship

#### FREE PRACTICE 2 - STATISTICS

CLASS : S

12 Starters

#### Fastest Lap History

NO	NAME	LAP TIME	TIME OF DAY	LAP	VEHICLE
17	Franco BOURNE	1:52.074	14:33:57.257	2	Honda
72	Cameron HORSMAN	1:51.507	14:34:03.108	2	Honda
17	Franco BOURNE	1:51.379	14:35:48.636	3	Honda
72	Cameron HORSMAN	1:49.936	14:35:53.045	3	Honda
77	Jamie LYONS	1:46.961	14:37:47.136	4	Honda

Weather / Track : Cloudy / Dry

Results can be found at [www.tsl-timing.com](http://www.tsl-timing.com)

Page 3 of 3

Oulton Park International  
Circuit Length = 2.6920 miles  
Start: 14:30 Flag 14:50 End: 14:52

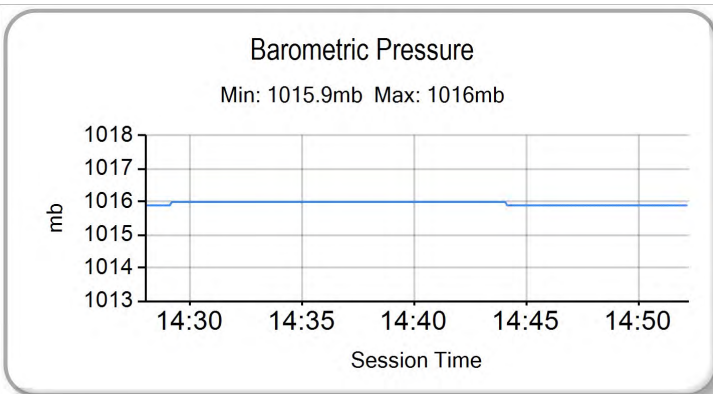
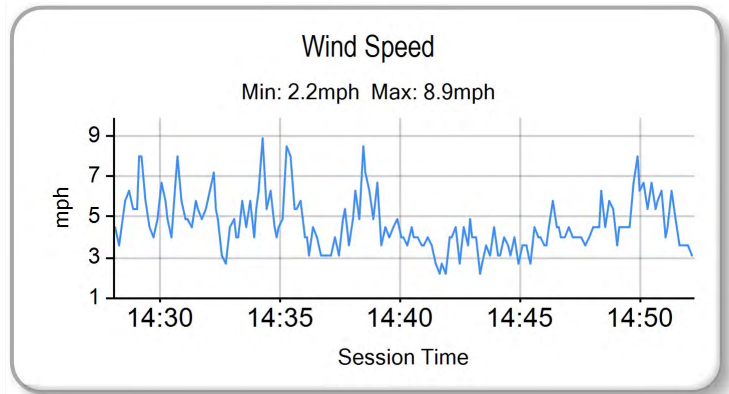
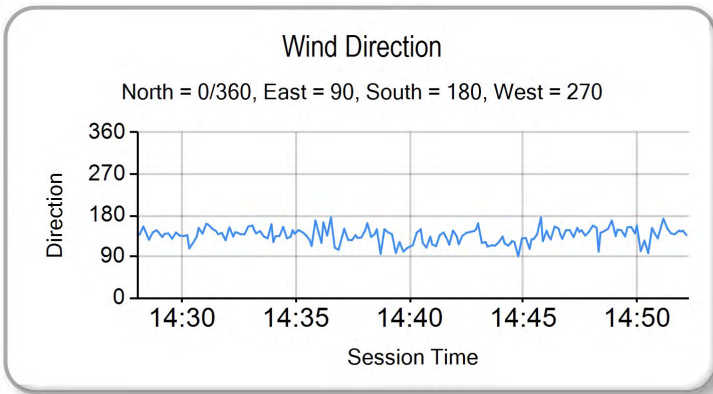
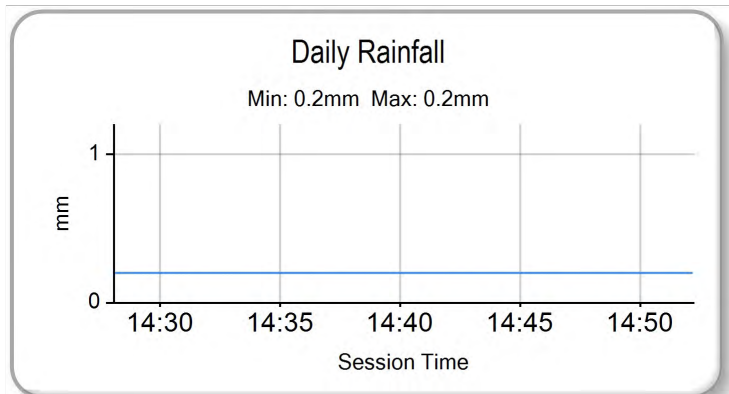
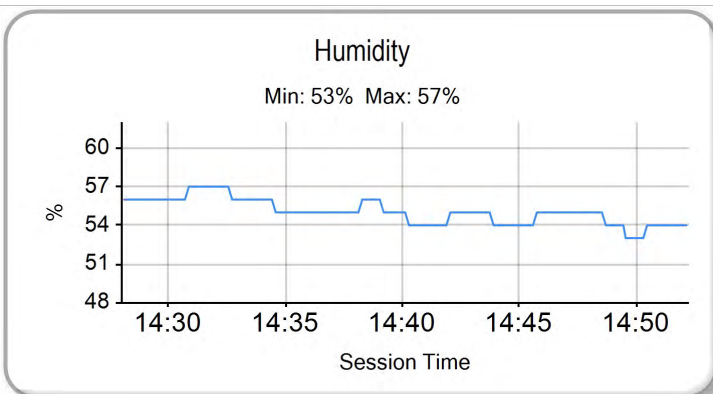
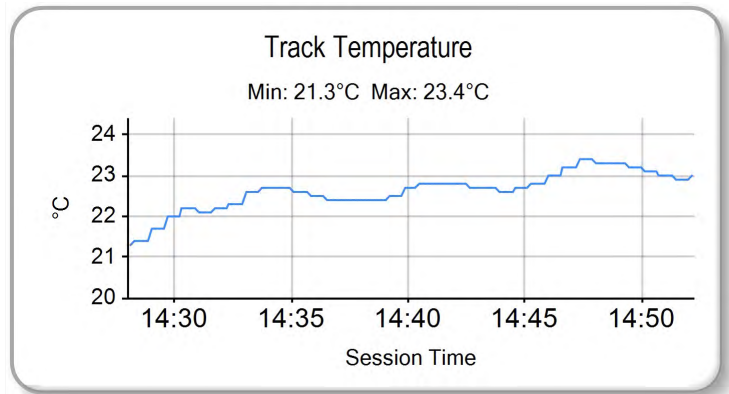
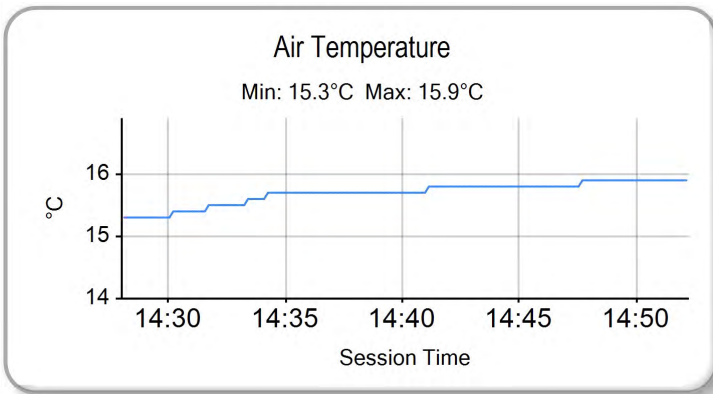
Printed - 14:55 Friday, 06 September 2019

# MCRCB BULLETIN TK054

## 2019 Bennetts British Superbike Championship - Rock Oil Round 9

### 2019 HEL Performance British Motostar Championship

#### FREE PRACTICE 2 - WEATHER CONDITIONS



Weather / Track : Cloudy / Dry

Results can be found at [www.tsl-timing.com](http://www.tsl-timing.com)

Oulton Park International  
Circuit Length = 2.6920 miles  
Start: 14:30 Flag 14:50 End: 14:52

Printed - 14:55 Friday, 06 September 2019



POS	NO	CL	PIC NAME	NAT	ENTRY	TIME	ON	LAPS	GAP	DIFF	MPH
1	11		1 Dan JONES	GBR	KTM - City Lifting/RS Racing	1:50.271	10	12			87.88
2	45		2 Scott SWANN	GBR	IFS KTM - IFS Team Swann Racing	1:50.782	11	14	0.511	0.511	87.48
3	14		3 Jack NIXON	GBR	KTM - Santander Salt	1:50.938	13	13	0.667	0.156	87.35
4	96		4 Brandon PAASCH	USA	KTM - FPW Racing	1:51.185	14	14	0.914	0.247	87.16
5	70		5 Joshua WHATLEY	GBR	KTM - KRP	1:51.546	14	14	1.275	0.361	86.88
6	7		6 Edmund BEST	GBR	KTM - SymCirrus Motorsport	1:52.028	6	6	1.757	0.482	86.50
7	47		7 Jake ARCHER	GBR	KTM - City Lifting/RS Racing	1:53.010	12	14	2.739	0.982	85.75
8	64		8 Asher DURHAM	GBR	Mahindra - Microlise Cresswell Racing	1:53.566	7	11	3.295	0.556	85.33
9	21		9 Jerry van de BUNT	NLD	Honda - Raha61/LJ-Racing	1:53.833	15	15	3.562	0.267	85.13
10	19	S	1 Scott OGDEN	GBR	Honda - Premium Motorhomes Scott Ogden Racing	1:53.980	13	15	3.709	0.147	85.02
11	99		10 Jamie DAVIS	GBR	KTM - FPW Racing	1:54.082	14	14	3.811	0.102	84.95
12	72	S	2 Cameron HORSMAN	GBR	Honda - Nova Racing/SP 125	1:54.573	9	10	4.302	0.491	84.58
13	77	S	3 Jamie LYONS	GBR	Honda - C&M Motors Ltd Racing	1:55.337	15	15	5.066	0.764	84.02
14	16	S	4 Harvey CLARIDGE	GBR	Honda - Nova Racing/SP 125	1:55.645	10	10	5.374	0.308	83.80
15	17	S	5 Franco BOURNE	GBR	Honda - Franco Bourne / SP125	1:56.108	5	9	5.837	0.463	83.46
16	37	S	6 Corey TINKER	GBR	Honda - Microlise Cresswell Racing	1:56.795	13	13	6.524	0.687	82.97
17	35	S	7 Jeremy KNIGHT	GBR	Honda - Jeremy Knight Racing / SP125	1:56.802	12	12	6.531	0.007	82.97
18	3	S	8 Louis RENDELL	GBR	Honda - Microlise Cresswell Racing	1:57.238	13	13	6.967	0.436	82.66
19	54		11 Sam BURMAN	GBR	KTM - TeamWNT Burman Racing	1:57.440	14	14	7.169	0.202	82.52
20	57	S	9 Josh HIATT	GBR	Honda - Sorrymate.com	1:58.549	14	14	8.278	1.109	81.74
21	48		12 Sharni PINFOLD	AUS	Honda - City Lifting/RS Racing	1:59.227	13	13	8.956	0.678	81.28
22	18	S	10 Jodie FIELDHOUSE	GBR	Honda - Go Pink Racing	1:59.876	12	12	9.605	0.649	80.84
23	56	S	11 Bradley WILSON	GBR	Honda - B.Wilson Racing	2:00.348	12	13	10.077	0.472	80.52
24	20	S	12 Jack HART	GBR	Honda - Stiggy Motorsport	2:01.389	7	11	11.118	1.041	79.83

CLASS "" - QUALIFYING LAPTIME (110.0% of 1:50.271) = 2:01.298

CLASS "S" - QUALIFYING LAPTIME (110.0% of 1:53.980) = 2:05.378

25	88	S	13 Harry LEIGH	GBR	Honda - SymCirrus Motorsport
----	----	---	----------------	-----	------------------------------

Weather / Track : Cloudy / Drying

These results are provisional until the conclusion of any judicial and technical matters.

Oulton Park International

Circuit Length = 2.6920 miles

Start: 09:05 Flag 09:35 End: 09:37

Race Director :	Stewards :	Timekeeper :
-----------------	------------	--------------

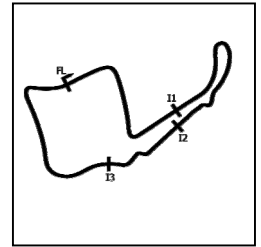
Results can be found at [www.britishsuperbike.com](http://www.britishsuperbike.com)

Printed - 09:38 Saturday, 07 September 2019

## 2019 Bennetts British Superbike Championship - Rock Oil Round 9

## 2019 HEL Performance British Motostar Championship

## QUALIFYING - SECTOR ANALYSIS



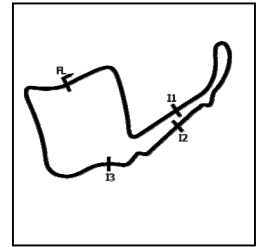
SECTOR 1 = FL to I1, SECTOR 2 = I1 to I2 SECTOR 3 = I2 to I3, SECTOR 4 = I3 to FL, DIFF = Difference To Personal Best Lap, P = Crossed Finish Line in Pit Lane, D = Time Disallowed

P1 11		Dan JONES				KTM - City Lifting/RS Racing						
IDEAL LAP TIME : 1:50.215		BEST LAP TIME : 1:50.271				DIFFERENCE : 0.056						
LAP	SECTOR 1	SECTOR 2		SECTOR 3		SECTOR 4		LAP TIME	MPH	DIFF	TIME OF DAY	
1 -	OUTLAP	112.5	33.935	94.1	24.883	107.7	32.969	113.9			09:12:06.258	
2 -	29.213	119.1	31.979	94.3	23.387	107.0	31.524	114.7	1:56.103	83.47	5.832	09:14:02.361
3 -	28.293	<b>123.5</b>	31.993	94.9	22.985	106.1	31.185	114.5	1:54.456	84.67	4.185	09:15:56.817
4 -	27.894	121.7	31.397	96.2	22.542	108.2	30.844	<b>115.1</b>	1:52.677	86.00	2.406	09:17:49.494
5 -	28.998	112.9	32.150	95.0	22.784	108.4	IN PIT		2:00.426	<b>P</b>	10.155	09:19:49.920
6 -	OUTLAP	119.6	31.147	96.1	22.484	<b>108.5</b>	30.570	114.9	4:35.211	35.21	2:44.940	09:24:25.131
7 -	28.263	120.0	30.883	96.6	22.132	108.4	30.573	114.7	1:51.851	86.64	1.580	09:26:16.982
8 -	27.647	120.4	30.807	<b>96.9</b>	22.118	<b>108.5</b>	30.502	114.9	1:51.074	87.25	0.803	09:28:08.056
9 -	27.635	120.6	30.629	96.2	22.020	108.0	30.405	114.7	1:50.689	<b>(3)</b>	0.418	09:29:58.745
<b>10 -</b>	<b>27.502</b>	120.6	<b>30.575</b>	95.8	21.882	108.4	<b>30.312</b>	114.9	<b>1:50.271</b>	<b>(1)</b>	<b>87.88</b>	<b>09:31:49.016</b>
11 -	28.365	114.1	31.525	91.9	22.123	108.4	30.479	<b>115.1</b>	1:52.492	86.15	2.221	09:33:41.508
12 -	27.516	121.5	30.602	96.8	<b>21.826</b>	<b>108.5</b>	30.519	114.7	1:50.463	<b>(2)</b>	0.192	09:35:31.971

P2 45		Scott SWANN				IFS KTM - IFS Team Swann Racing						
IDEAL LAP TIME : 1:50.422		BEST LAP TIME : 1:50.782				DIFFERENCE : 0.360						
LAP	SECTOR 1	SECTOR 2		SECTOR 3		SECTOR 4		LAP TIME	MPH	DIFF	TIME OF DAY	
1 -	OUTLAP	106.0	39.324	86.3	27.683	100.4	34.219	98.3			09:07:36.668	
2 -	30.621	115.1	32.996	94.6	23.843	106.8	32.160	112.0	1:59.620	81.01	8.838	09:09:36.288
3 -	28.864	118.1	32.114	92.4	22.954	107.5	31.283	114.1	1:55.215	84.11	4.433	09:11:31.503
4 -	28.085	118.1	31.763	93.7	22.745	107.3	30.920	113.3	1:53.513	85.37	2.731	09:13:25.016
5 -	28.294	118.5	31.595	95.5	22.438	108.0	30.834	113.3	1:53.161	85.64	2.379	09:15:18.177
6 -	28.206	119.4	31.970	96.1	26.072	107.3	IN PIT		2:06.424	<b>P</b>	15.642	09:17:24.601
7 -	OUTLAP	111.1	33.016	93.8	22.896	106.6	31.087	113.3	3:59.457	40.47	2:08.675	09:21:24.058
8 -	28.788	118.7	31.399	95.5	22.472	105.3	IN PIT		2:00.761	<b>P</b>	9.979	09:23:24.819
9 -	OUTLAP	118.3	31.487	95.3	22.188	108.2	30.986	113.3	2:04.501	77.84	13.719	09:25:29.320
10 -	27.773	118.5	30.696	96.1	<b>21.786</b>	<b>108.7</b>	30.559	113.9	1:50.814	<b>(2)</b>	0.032	09:27:20.134
<b>11 -</b>	<b>27.686</b>	<b>121.1</b>	<b>30.490</b>	97.6	22.070	108.5	30.536	<b>114.9</b>	<b>1:50.782</b>	<b>(1)</b>	<b>87.48</b>	<b>09:29:10.916</b>
12 -	28.150	119.6	31.092	<b>98.6</b>	33.681	101.3	31.663	109.1	2:04.586	77.78	13.804	09:31:15.502
13 -	34.569	83.9	33.599	93.5	22.406	101.8	31.432	113.9	2:02.006	79.43	11.224	09:33:17.508
14 -	28.097	<b>121.1</b>	31.061	95.5	21.807	107.7	<b>30.460</b>	<b>114.9</b>	1:51.425	<b>(3)</b>	0.643	09:35:08.933

P3 14		Jack NIXON				KTM - Santander Salt						
IDEAL LAP TIME : 1:50.938		BEST LAP TIME : 1:50.938				DIFFERENCE : 0.000						
LAP	SECTOR 1	SECTOR 2		SECTOR 3		SECTOR 4		LAP TIME	MPH	DIFF	TIME OF DAY	
1 -	OUTLAP	110.0	39.176	87.2	27.774	96.4	34.232	103.5			09:07:36.973	
2 -	30.460	117.7	33.543	94.3	23.939	106.3	31.715	112.2	1:59.657	80.99	8.719	09:09:36.630
3 -	29.017	118.5	32.292	95.8	23.032	107.0	31.430	112.2	1:55.771	83.71	4.833	09:11:32.401
4 -	28.799	117.7	32.017	95.8	22.695	107.0	31.119	112.9	1:54.630	84.54	3.692	09:13:27.031
5 -	29.431	115.9	32.215	96.4	23.145	106.5	31.547	113.1	1:56.338	83.30	5.400	09:15:23.369
6 -	29.008	116.3	32.903	82.9	23.736	106.8	IN PIT		2:05.212	<b>P</b>	14.274	09:17:28.581
7 -	OUTLAP	116.9	32.968	94.2	23.682	102.6	32.211	112.9	7:48.637	20.67	5:57.699	09:25:17.218
8 -	29.059	116.7	32.347	95.3	23.287	106.0	31.300	113.9	1:55.993	83.55	5.055	09:27:13.211
9 -	28.619	116.9	31.716	96.4	22.606	107.7	30.735	113.7	1:53.676	85.25	2.738	09:29:06.887
10 -	28.283	118.5	32.182	93.4	34.784	89.0	31.096	115.1	2:06.345	76.70	15.407	09:31:13.232
11 -	27.843	<b>119.1</b>	30.983	<b>96.9</b>	22.082	<b>108.5</b>	30.419	<b>115.5</b>	1:51.327	<b>(2)</b>	0.389	09:33:04.559
12 -	28.815	118.5	31.924	96.1	22.390	107.0	30.463	114.3	1:53.592	<b>(3)</b>	2.654	09:34:58.151
<b>13 -</b>	<b>27.715</b>	118.9	<b>30.908</b>	96.5	<b>21.993</b>	107.8	<b>30.322</b>	114.3	<b>1:50.938</b>	<b>(1)</b>	<b>87.35</b>	<b>09:36:49.089</b>

QUALIFYING - SECTOR ANALYSIS



SECTOR 1 = FL to I1, SECTOR 2 = I1 to I2 SECTOR 3 = I2 to I3, SECTOR 4 = I3 to FL, DIFF = Difference To Personal Best Lap, P = Crossed Finish Line in Pit Lane, D = Time Disallowed

P4 96		Brandon PAASCH						KTM - FPW Racing				
IDEAL LAP TIME : 1:50.479		BEST LAP TIME : 1:51.185				DIFFERENCE : 0.706						
LAP	SECTOR 1	SECTOR 2		SECTOR 3		SECTOR 4		LAP TIME	MPH	DIFF	TIME OF DAY	
1 -	OUTLAP	110.0	35.140	89.5	25.085	104.5	33.930	111.2			09:07:12.666	
2 -	29.282	118.1	33.334	93.0	23.637	105.0	32.673	112.2	1:58.926	81.49	7.741	09:09:11.592
3 -	29.098	118.3	32.697	94.3	23.222	105.5	32.865	112.9	1:57.882	82.21	6.697	09:11:09.474
4 -	28.763	117.9	32.230	94.2	22.952	106.5	32.404	112.2	1:56.349	83.29	5.164	09:13:05.823
5 -	33.458	89.7	37.891	68.9	26.207	100.0	33.052	112.9	2:10.608	74.20	19.423	09:15:16.431
6 -	28.939	118.3	32.798	93.2	23.814	107.0	IN PIT		2:06.503	P 76.60	15.318	09:17:22.934
7 -	OUTLAP	116.7	32.469	95.1	22.941	106.6	32.808	112.7	5:55.169	27.28	4:03.984	09:23:18.103
8 -	28.510	118.9	31.611	94.6	27.658	99.7	33.353	113.3	2:01.132	80.00	9.947	09:25:19.235
9 -	28.178	118.7	31.519	96.0	23.139	<b>108.4</b>	31.772	114.3	1:54.608	84.56	3.423	09:27:13.843
10 -	29.579	108.0	33.428	79.8	31.059	100.9	32.132	112.9	2:06.198	76.79	15.013	09:29:20.041
11 -	28.055	118.7	31.170	95.8	22.535	107.0	31.298	114.1	1:53.058	(3) 85.71	1.873	09:31:13.099
12 -	27.528	119.8	<b>30.952</b>	<b>96.1</b>	22.124	107.5	30.671	114.3	1:51.275	(2) 87.09	0.090	09:33:04.374
13 -	29.097	120.9	32.174	96.0	22.356	108.0	30.697	114.9	1:54.324	84.77	3.139	09:34:58.698
14 -	<b>27.358</b>	<b>121.5</b>	31.658	95.5	<b>21.822</b>	<b>108.4</b>	<b>30.347</b>	<b>115.1</b>	<b>1:51.185</b>	(1) <b>87.16</b>		<b>09:36:49.883</b>

P5 70		Joshua WHATLEY						KTM - KRP				
IDEAL LAP TIME : 1:51.460		BEST LAP TIME : 1:51.546				DIFFERENCE : 0.086						
LAP	SECTOR 1	SECTOR 2		SECTOR 3		SECTOR 4		LAP TIME	MPH	DIFF	TIME OF DAY	
1 -	OUTLAP	112.7	36.831	90.5	24.387	100.4	33.636	111.1			09:07:15.070	
2 -	29.945	<b>120.6</b>	33.506	92.3	23.374	104.6	32.933	109.8	1:59.758	80.92	8.212	09:09:14.828
3 -	29.859	120.0	32.729	94.2	23.312	104.2	32.556	111.1	1:58.456	81.81	6.910	09:11:13.284
4 -	29.157	119.6	32.755	92.8	24.387	99.1	IN PIT		2:08.720	P 75.28	17.174	09:13:22.004
5 -	OUTLAP	119.1	34.173	91.3	23.025	105.3	32.834	111.6	2:41.802	59.89	50.256	09:16:03.806
6 -	28.975	120.4	32.468	93.9	22.439	108.2	32.024	113.5	1:55.906	83.61	4.360	09:17:59.712
7 -	28.897	118.9	31.939	94.3	22.518	<b>108.9</b>	31.761	<b>114.3</b>	1:55.115	84.18	3.569	09:19:54.827
8 -	28.986	119.4	31.415	95.0	22.436	107.3	32.128	111.1	1:54.965	84.29	3.419	09:21:49.792
9 -	28.527	<b>120.6</b>	31.477	<b>97.2</b>	22.416	108.4	31.646	113.7	1:54.066	84.96	2.520	09:23:43.858
10 -	29.247	119.6	32.471	93.5	23.466	103.0	IN PIT		2:06.152	P 76.82	14.606	09:25:50.010
11 -	OUTLAP	113.9	33.262	94.7	22.726	107.3	32.089	113.1	4:25.628	36.48	2:34.082	09:30:15.638
12 -	28.688	119.6	31.303	95.3	22.075	108.0	31.248	113.5	1:53.314	(3) 85.52	1.768	09:32:08.952
13 -	28.313	120.0	31.052	96.0	21.901	108.4	<b>31.068</b>	<b>114.3</b>	1:52.334	(2) 86.27	0.788	09:34:01.286
14 -	<b>27.960</b>	<b>120.6</b>	<b>30.665</b>	94.9	<b>21.767</b>	108.2	31.154	113.5	<b>1:51.546</b>	(1) <b>86.88</b>		<b>09:35:52.832</b>

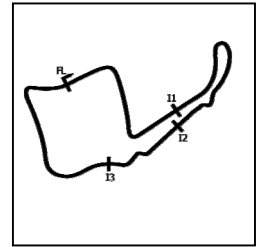
P6 7		Edmund BEST						KTM - SymCirrus Motorsport				
IDEAL LAP TIME : 1:52.028		BEST LAP TIME : 1:52.028				DIFFERENCE : 0.000						
LAP	SECTOR 1	SECTOR 2		SECTOR 3		SECTOR 4		LAP TIME	MPH	DIFF	TIME OF DAY	
1 -	OUTLAP	114.1	32.257	92.8	23.540	104.5	32.331	111.2			09:27:08.501	
2 -	29.990	115.1	32.081	94.1	22.940	103.5	32.052	110.9	1:57.063	82.78	5.035	09:29:05.564
3 -	28.900	116.5	31.819	82.0	23.006	104.2	31.476	111.2	1:55.201	84.12	3.173	09:31:00.765
4 -	28.211	116.7	31.002	93.9	22.457	<b>104.8</b>	31.907	111.2	1:53.577	(3) 85.32	1.549	09:32:54.342
5 -	28.224	116.3	30.882	<b>94.3</b>	23.138	103.8	31.019	111.6	1:53.263	(2) 85.56	1.235	09:34:47.605
6 -	<b>28.182</b>	<b>117.1</b>	<b>30.600</b>	93.8	<b>22.332</b>	104.5	<b>30.914</b>	<b>112.0</b>	<b>1:52.028</b>	(1) <b>86.50</b>		<b>09:36:39.633</b>

MCRCB BULLETIN TK088

2019 Bennetts British Superbike Championship - Rock Oil Round 9

2019 HEL Performance British Motostar Championship

QUALIFYING - SECTOR ANALYSIS



SECTOR 1 = FL to I1, SECTOR 2 = I1 to I2 SECTOR 3 = I2 to I3, SECTOR 4 = I3 to FL, DIFF = Difference To Personal Best Lap, P = Crossed Finish Line in Pit Lane, D = Time Disallowed

P7 47		Jake ARCHER				KTM - City Lifting/RS Racing							
IDEAL LAP TIME : 1:52.704		BEST LAP TIME : 1:53.010				DIFFERENCE : 0.306							
LAP	SECTOR 1	SECTOR 2		SECTOR 3		SECTOR 4		LAP TIME	MPH	DIFF	TIME OF DAY		
1 -	OUTLAP	114.5	34.437	92.9	25.919	102.6	33.838	110.1			09:07:51.614		
2 -	30.513	118.3	33.777	93.9	25.314	104.2	32.903	111.6	2:02.507	79.10	9.497	09:09:54.121	
3 -	29.887	117.9	32.803	93.8	24.183	104.0	32.427	111.1	1:59.300	81.23	6.290	09:11:53.421	
4 -	29.502	118.1	32.284	94.5	23.576	104.8	32.049	111.4	1:57.411	82.54	4.401	09:13:50.832	
5 -	28.967	118.9	31.869	94.7	23.409	105.0	31.747	112.2	1:55.992	83.55	2.982	09:15:46.824	
6 -	28.844	119.1	32.146	93.7	23.106	<b>105.5</b>	31.670	112.4	1:55.766	83.71	2.756	09:17:42.590	
7 -	29.509	116.9	32.416	93.3	30.051	105.1	31.699	112.5	2:03.675	78.36	10.665	09:19:46.265	
8 -	29.703	116.5	32.339	95.1	22.972	104.2	IN PIT		2:03.306	<b>P</b>	78.59	10.296	09:21:49.571
9 -	OUTLAP	117.5	31.829	94.2	23.123	105.3	31.400	112.2	4:02.130	40.02	2:09.120	09:25:51.701	
10 -	28.700	118.3	31.408	95.0	22.834	<b>105.5</b>	31.111	112.5	1:54.053	84.97	1.043	09:27:45.754	
11 -	28.497	118.3	31.234	95.0	22.702	100.3	31.412	<b>112.9</b>	1:53.845	85.12	0.835	09:29:39.599	
<b>12 -</b>	<b>28.189</b>	119.1	<b>31.020</b>	<b>95.4</b>	22.735	104.8	31.066	112.4	<b>1:53.010 (1)</b>	<b>85.75</b>		<b>09:31:32.609</b>	
13 -	28.399	119.1	31.214	95.3	22.632	<b>105.5</b>	<b>30.921</b>	112.7	1:53.166	<b>(2)</b>	85.63	0.156	09:33:25.775
14 -	28.468	<b>119.4</b>	31.339	95.1	<b>22.574</b>	104.6	31.144	112.2	1:53.525	<b>(3)</b>	85.36	0.515	09:35:19.300

P8 64		Asher DURHAM				Mahindra - Microlise Cresswell Racing							
IDEAL LAP TIME : 1:53.272		BEST LAP TIME : 1:53.566				DIFFERENCE : 0.294							
LAP	SECTOR 1	SECTOR 2		SECTOR 3		SECTOR 4		LAP TIME	MPH	DIFF	TIME OF DAY		
1 -	OUTLAP	115.7	33.958	92.4	24.806	104.2	32.493	111.4			09:11:18.319		
2 -	29.345	117.1	32.503	93.5	23.660	104.8	31.873	110.9	1:57.381	82.56	3.815	09:13:15.700	
3 -	28.983	117.1	32.765	79.8	35.719	103.7	31.908	112.2	2:09.375	74.90	15.809	09:15:25.075	
4 -	28.437	117.7	31.908	94.5	23.248	105.3	31.583	112.0	1:55.176	84.14	1.610	09:17:20.251	
5 -	31.282	106.1	33.504	91.6	24.141	103.7	32.596	106.6	2:01.523	79.74	7.957	09:19:21.774	
6 -	28.922	116.9	31.717	94.3	23.159	104.6	31.295	112.4	1:55.093	84.20	1.527	09:21:16.867	
7 -	28.333	117.5	31.256	94.5	22.919	105.0	<b>31.058</b>	112.4	<b>1:53.566 (1)</b>	<b>85.33</b>		<b>09:23:10.433</b>	
8 -	28.168	117.9	31.759	94.1	22.869	104.5	31.159	112.4	1:53.955	<b>(2)</b>	85.04	0.389	09:25:04.388
9 -	<b>28.139</b>	117.7	<b>31.234</b>	93.8	<b>22.841</b>	103.8	IN PIT		1:59.096	<b>P</b>	81.37	5.530	09:27:03.484
10 -	OUTLAP	115.3	33.843	93.0	24.419	104.3	32.564	112.4	6:12.834	25.99	4:19.268	09:33:16.318	
11 -	29.252	<b>119.4</b>	31.360	<b>96.2</b>	22.893	<b>106.5</b>	31.387	<b>112.9</b>	1:54.892	<b>(3)</b>	84.35	1.326	09:35:11.210

P9 21		Jerry van de BUNT				Honda - Raha61/LJ-Racing							
IDEAL LAP TIME : 1:53.833		BEST LAP TIME : 1:53.833				DIFFERENCE : 0.000							
LAP	SECTOR 1	SECTOR 2		SECTOR 3		SECTOR 4		LAP TIME	MPH	DIFF	TIME OF DAY		
1 -	OUTLAP	111.4	39.830	89.5	25.992	95.7	37.019	104.5			09:08:12.667		
2 -	32.362	116.7	36.507	92.0	25.141	101.5	34.845	109.8	2:08.855	75.21	15.022	09:10:21.522	
3 -	31.636	117.1	35.737	92.5	24.658	104.3	34.476	110.7	2:06.507	76.60	12.674	09:12:28.029	
4 -	31.227	118.5	34.758	93.5	24.469	105.0	33.984	111.2	2:04.438	77.88	10.605	09:14:32.467	
5 -	35.657	77.1	39.867	92.8	24.256	105.0	33.789	111.2	2:13.569	72.55	19.736	09:16:46.036	
6 -	29.743	119.4	33.329	95.3	23.654	107.0	33.037	110.9	1:59.763	80.92	5.930	09:18:45.799	
7 -	29.802	118.7	32.977	95.1	23.526	106.6	33.151	111.6	1:59.456	81.12	5.623	09:20:45.255	
8 -	29.113	119.6	32.459	<b>95.5</b>	23.515	106.8	32.409	<b>113.3</b>	1:57.496	82.48	3.663	09:22:42.751	
9 -	31.253	97.5	36.406	86.1	25.054	92.5	34.608	112.4	2:07.321	76.11	13.488	09:24:50.072	
10 -	28.979	119.8	33.837	91.9	23.550	106.5	33.188	111.8	1:59.554	81.06	5.721	09:26:49.626	
11 -	28.825	<b>120.4</b>	32.843	93.8	22.834	107.2	32.468	112.4	1:56.970	<b>(3)</b>	82.85	3.137	09:28:46.596
12 -	28.728	120.0	31.873	94.9	22.704	107.0	32.277	112.5	1:55.582	<b>(2)</b>	83.84	1.749	09:30:42.178
13 -	31.637	103.0	34.846	94.7	22.821	106.3	32.297	112.2	2:01.601	79.69	7.768	09:32:43.779	
14 -	30.102	119.8	32.579	95.4	22.849	<b>107.3</b>	32.030	112.7	1:57.560	82.43	3.727	09:34:41.339	
<b>15 -</b>	<b>28.609</b>	119.4	<b>31.406</b>	<b>95.5</b>	<b>22.285</b>	<b>107.3</b>	<b>31.533</b>	<b>113.3</b>	<b>1:53.833 (1)</b>	<b>85.13</b>		<b>09:36:35.172</b>	

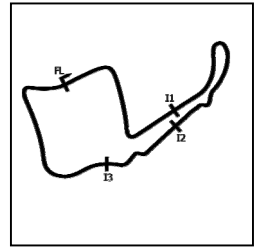
Weather / Track : Cloudy / Drying

Oulton Park International  
Circuit Length = 2.6920 miles  
Start: 09:05 Flag 09:35 End: 09:37

## 2019 Bennetts British Superbike Championship - Rock Oil Round 9

## 2019 HEL Performance British Motostar Championship

## QUALIFYING - SECTOR ANALYSIS



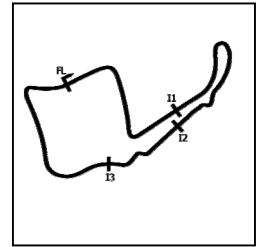
SECTOR 1 = FL to I1, SECTOR 2 = I1 to I2 SECTOR 3 = I2 to I3, SECTOR 4 = I3 to FL, DIFF = Difference To Personal Best Lap, P = Crossed Finish Line in Pit Lane, D = Time Disallowed

P10		19 S		Scott OGDEN				Honda - Premium Motorhomes Scott Ogden Racing				
IDEAL LAP TIME : 1:53.892		BEST LAP TIME : 1:53.980				DIFFERENCE : 0.088						
LAP	SECTOR 1	SECTOR 2		SECTOR 3		SECTOR 4		LAP TIME	MPH	DIFF	TIME OF DAY	
1 -	OUTLAP	104.2	38.209	85.9	32.318	94.6	36.956	103.4			09:07:44.682	
2 -	32.819	107.8	37.335	88.8	25.385	96.4	35.089	104.6	2:10.628	74.19	16.648	09:09:55.310
3 -	31.349	108.2	34.032	88.3	24.611	98.6	33.526	104.0	2:03.518	78.46	9.538	09:11:58.828
4 -	30.290	109.4	34.001	89.1	23.976	98.9	33.335	103.7	2:01.602	79.69	7.622	09:14:00.430
5 -	30.127	108.9	32.842	89.5	23.378	100.1	32.612	105.0	1:58.959	81.46	4.979	09:15:59.389
6 -	29.331	110.1	32.260	89.8	23.225	99.5	32.523	104.8	1:57.339	82.59	3.359	09:17:56.728
7 -	29.362	109.6	32.613	89.4	23.454	99.1	32.271	105.1	1:57.700	82.33	3.720	09:19:54.428
8 -	30.352	110.9	32.141	90.1	23.141	100.4	IN PIT		2:01.571	P	79.71	09:21:55.999
9 -	OUTLAP	106.0	32.753	88.7	23.919	97.6	32.650	106.1	3:15.790	49.49	1:21.810	09:25:11.789
10 -	29.210	110.0	32.179	90.4	23.177	<b>101.6</b>	32.483	106.5	1:57.049	82.79	3.069	09:27:08.838
11 -	30.347	109.1	32.159	90.8	22.848	100.7	31.831	106.1	1:57.185	82.70	3.205	09:29:06.023
12 -	29.002	110.7	31.520	90.9	22.977	101.2	31.568	106.8	1:55.067	84.22	1.087	09:31:01.090
<b>13 -</b>	<b>28.627</b>	110.9	<b>31.389</b>	<b>91.1</b>	22.568	100.3	<b>31.396</b>	<b>108.0</b>	<b>1:53.980 (1)</b>	<b>85.02</b>		<b>09:32:55.070</b>
14 -	29.422	110.5	31.401	90.5	22.599	100.0	31.465	107.7	1:54.887 (3)	84.35	0.907	09:34:49.957
15 -	28.839	<b>111.8</b>	31.436	90.3	<b>22.480</b>	100.1	31.459	107.0	1:54.214 (2)	84.85	0.234	09:36:44.171

P11		99		Jamie DAVIS				KTM - FPW Racing				
IDEAL LAP TIME : 1:53.537		BEST LAP TIME : 1:54.082				DIFFERENCE : 0.545						
LAP	SECTOR 1	SECTOR 2		SECTOR 3		SECTOR 4		LAP TIME	MPH	DIFF	TIME OF DAY	
1 -	OUTLAP	111.2	35.921	90.9	25.445	102.4	34.352	110.3			09:07:14.391	
2 -	30.642	114.3	34.439	93.4	24.513	102.9	33.412	110.9	2:03.006	78.78	8.924	09:09:17.397
3 -	29.690	<b>118.7</b>	34.080	93.5	24.788	105.0	32.677	111.8	2:01.235	79.93	7.153	09:11:18.632
4 -	29.220	116.5	32.966	93.7	23.499	105.5	32.094	111.6	1:57.779	82.28	3.697	09:13:16.411
5 -	28.898	115.9	32.665	92.3	24.501	101.6	33.490	110.9	1:59.554	81.06	5.472	09:15:15.965
6 -	28.932	117.1	33.029	93.0	23.853	104.3	32.228	110.9	1:58.042	82.10	3.960	09:17:14.007
7 -	29.574	110.3	33.214	93.2	23.832	104.0	IN PIT		2:07.908	P	75.76	09:19:21.915
8 -	OUTLAP	116.1	32.606	94.2	23.210	105.3	32.463	111.8	3:56.414	40.99	2:02.332	09:23:18.329
9 -	28.403	117.5	31.972	94.7	<b>22.733</b>	105.5	31.594	112.4	1:54.702 (2)	84.49	0.620	09:25:13.031
10 -	<b>28.138</b>	115.1	32.552	94.9	28.624	<b>106.5</b>	31.786	<b>113.5</b>	2:01.100	80.02	7.018	09:27:14.131
11 -	28.736	117.1	31.993	95.0	22.809	105.5	31.471	112.4	1:55.009 (3)	84.26	0.927	09:29:09.140
12 -	28.323	<b>118.7</b>	32.538	<b>95.5</b>	32.689	103.0	31.436	112.9	2:04.986	77.53	10.904	09:31:14.126
13 -	29.000	117.5	31.927	95.0	22.825	104.8	31.612	112.4	1:55.364	84.00	1.282	09:33:09.490
<b>14 -</b>	28.510	117.3	<b>31.687</b>	95.3	22.906	105.6	<b>30.979</b>	112.9	<b>1:54.082 (1)</b>	<b>84.95</b>		<b>09:35:03.572</b>

P12		72 S		Cameron HORSMAN				Honda - Nova Racing/SP 125				
IDEAL LAP TIME : 1:54.551		BEST LAP TIME : 1:54.573				DIFFERENCE : 0.022						
LAP	SECTOR 1	SECTOR 2		SECTOR 3		SECTOR 4		LAP TIME	MPH	DIFF	TIME OF DAY	
1 -	OUTLAP	107.0	34.942	89.1	25.617	99.2	34.907	107.0			09:15:32.154	
2 -	32.029	109.2	34.563	90.3	24.612	99.4	33.863	104.6	2:05.067	77.48	10.494	09:17:37.221
3 -	30.928	109.6	33.383	90.9	25.272	84.6	33.505	106.6	2:03.088	78.73	8.515	09:19:40.309
4 -	30.360	110.3	32.697	91.3	23.785	100.1	32.790	106.6	1:59.632	81.00	5.059	09:21:39.941
5 -	29.868	111.1	32.313	91.5	23.747	100.3	32.413	107.8	1:58.341 (3)	81.89	3.768	09:23:38.282
6 -	29.817	111.4	32.845	89.8	23.407	99.1	IN PIT		2:05.482	P	77.23	09:25:43.764
7 -	OUTLAP	109.6	<b>31.607</b>	91.4	23.479	100.7	31.712	107.5	3:29.556	46.24	1:34.983	09:29:13.320
8 -	29.176	112.0	32.589	91.3	22.547	100.9	31.757	107.5	1:56.069 (2)	83.49	1.496	09:31:09.389
<b>9 -</b>	<b>29.011</b>	111.4	31.629	91.3	<b>22.442</b>	<b>101.6</b>	<b>31.491</b>	<b>108.9</b>	<b>1:54.573 (1)</b>	<b>84.58</b>		<b>09:33:03.962</b>
10 -	29.482	<b>112.5</b>	33.166	<b>92.0</b>	28.763	97.6	32.125	106.5	2:03.536	78.44	8.963	09:35:07.498

QUALIFYING - SECTOR ANALYSIS



SECTOR 1 = FL to I1, SECTOR 2 = I1 to I2 SECTOR 3 = I2 to I3, SECTOR 4 = I3 to FL, DIFF = Difference To Personal Best Lap, P = Crossed Finish Line in Pit Lane, D = Time Disallowed

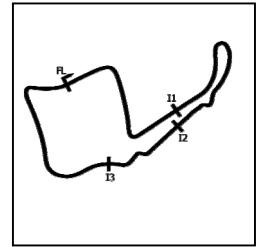
P13		77 S		Jamie LYONS				Honda - C&M Motors Ltd Racing				
IDEAL LAP TIME : 1:55.337		BEST LAP TIME : 1:55.337				DIFFERENCE : 0.000						
LAP	SECTOR 1	SECTOR 2		SECTOR 3		SECTOR 4		LAP TIME	MPH	DIFF	TIME OF DAY	
1 -	OUTLAP	97.6	37.691	86.3	25.928	94.5	34.567	102.2			09:07:24.556	
2 -	30.812	107.2	34.324	88.5	24.165	97.6	34.049	104.5	2:03.350	78.56	8.013	09:09:27.906
3 -	31.531	105.8	34.090	87.7	24.278	96.9	33.621	102.4	2:03.520	78.45	8.183	09:11:31.426
4 -	30.251	<b>110.0</b>	33.660	89.1	23.931	97.5	33.106	103.7	2:00.948	80.12	5.611	09:13:32.374
5 -	30.039	108.7	33.686	89.2	23.787	98.1	32.927	104.5	2:00.439	80.46	5.102	09:15:32.813
6 -	31.767	108.7	34.709	89.2	24.459	98.3	33.650	102.6	2:04.585	77.78	9.248	09:17:37.398
7 -	30.916	105.5	33.507	89.7	24.691	96.6	32.923	103.8	2:02.037	79.41	6.700	09:19:39.435
8 -	29.660	107.7	33.178	88.4	24.099	96.4	32.981	103.8	1:59.918	80.81	4.581	09:21:39.353
9 -	29.459	107.8	32.859	88.3	23.563	97.3	32.539	103.8	1:58.420	81.83	3.083	09:23:37.773
10 -	29.497	109.2	33.551	83.0	29.103	<b>98.6</b>	33.281	103.2	2:05.432	77.26	10.095	09:25:43.205
11 -	29.532	108.7	32.755	89.4	23.415	98.1	33.674	103.8	1:59.376	81.18	4.039	09:27:42.581
12 -	29.405	107.3	32.596	89.1	23.562	95.8	32.872	<b>104.6</b>	1:58.435	81.82	3.098	09:29:41.016
13 -	29.024	109.8	32.671	89.2	23.416	97.2	32.354	104.3	1:57.465 <b>(3)</b>	82.50	2.128	09:31:38.481
14 -	29.300	108.4	32.202	<b>89.8</b>	23.201	98.1	31.921	104.5	1:56.624 <b>(2)</b>	83.09	1.287	09:33:35.105
15 -	<b>28.917</b>	109.4	<b>31.884</b>	89.7	<b>22.842</b>	98.5	<b>31.694</b>	<b>104.6</b>	<b>1:55.337 (1)</b>	<b>84.02</b>		<b>09:35:30.442</b>

P14		16 S		Harvey CLARIDGE				Honda - Nova Racing/SP 125				
IDEAL LAP TIME : 1:55.449		BEST LAP TIME : 1:55.645				DIFFERENCE : 0.196						
LAP	SECTOR 1	SECTOR 2		SECTOR 3		SECTOR 4		LAP TIME	MPH	DIFF	TIME OF DAY	
1 -	OUTLAP	103.2	36.304	82.6	25.573	96.5	35.179	102.6			09:15:32.018	
2 -	31.970	107.0	34.772	86.5	25.394	99.2	33.629	102.7	2:05.765	77.05	10.120	09:17:37.783
3 -	30.942	109.6	34.309	88.4	24.333	97.9	33.325	106.1	2:02.909	78.84	7.264	09:19:40.692
4 -	30.408	110.3	33.387	88.6	23.796	99.5	32.778	106.0	2:00.369	80.51	4.724	09:21:41.061
5 -	29.795	110.7	32.962	89.2	23.495	99.7	32.415	106.6	1:58.667	81.66	3.022	09:23:39.728
6 -	29.472	111.4	32.771	89.1	23.623	99.7	IN PIT		2:05.486 <b>P</b>	77.23	9.841	09:25:45.214
7 -	OUTLAP	108.7	32.600	89.7	23.276	99.7	32.235	106.3	3:30.727	45.98	1:35.082	09:29:15.941
8 -	<b>29.189</b>	110.3	32.340	90.1	22.967	100.1	32.685	107.0	1:57.181 <b>(2)</b>	82.70	1.536	09:31:13.122
9 -	30.272	<b>112.9</b>	32.196	<b>90.4</b>	22.904	<b>100.7</b>	31.829	106.6	1:57.201 <b>(3)</b>	82.68	1.556	09:33:10.323
10 -	29.385	110.0	<b>31.927</b>	90.0	<b>22.687</b>	100.6	<b>31.646</b>	<b>107.3</b>	<b>1:55.645 (1)</b>	<b>83.80</b>		<b>09:35:05.968</b>

P15		17 S		Franco BOURNE				Honda - Franco Bourne / SP125				
IDEAL LAP TIME : 1:54.260		BEST LAP TIME : 1:56.108				DIFFERENCE : 1.848						
LAP	SECTOR 1	SECTOR 2		SECTOR 3		SECTOR 4		LAP TIME	MPH	DIFF	TIME OF DAY	
1 -	OUTLAP	87.8	43.526	83.9	28.217	98.1	34.037	104.3			09:19:42.538	
2 -	31.497	108.2	33.181	89.0	23.920	98.3	32.678	104.6	2:01.276	79.91	5.168	09:21:43.814
3 -	30.218	109.2	32.290	89.8	23.082	99.4	31.874	<b>105.3</b>	1:57.464 <b>(3)</b>	82.50	1.356	09:23:41.278
4 -	29.508	<b>109.8</b>	32.039	<b>90.0</b>	22.939	<b>100.6</b>	31.793	104.6	1:56.279 <b>(2)</b>	83.34	0.171	09:25:37.557
5 -	29.532	108.7	31.871	89.8	22.970	98.9	31.735	104.5	<b>1:56.108 (1)</b>	<b>83.46</b>		<b>09:27:33.665</b>
6 -	29.318	108.7	31.643	89.7	22.716	99.1	IN PIT		2:01.791 <b>P</b>	79.57	5.683	09:29:35.456
7 -	OUTLAP	105.8	31.904	89.8	22.818	98.5	<b>31.556</b>	104.5	2:22.678	67.92	26.570	09:31:58.134
8 -	<b>28.885</b>	109.6	<b>31.321</b>	89.5	<b>22.498</b>	98.5	IN PIT		2:03.372 <b>P</b>	78.55	7.264	09:34:01.506
9 -	OUTLAP	94.7	33.862	89.1	22.907	100.4	31.951	102.6	2:45.722	58.47	49.614	09:36:47.228



QUALIFYING - SECTOR ANALYSIS



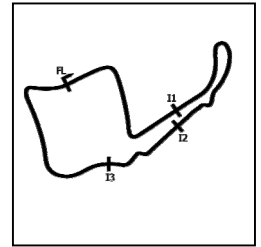
SECTOR 1 = FL to I1, SECTOR 2 = I1 to I2 SECTOR 3 = I2 to I3, SECTOR 4 = I3 to FL, DIFF = Difference To Personal Best Lap, P = Crossed Finish Line in Pit Lane, D = Time Disallowed

P16		37 S		Corey TINKER				Honda - Microlise Cresswell Racing					
IDEAL LAP TIME : 1:56.230		BEST LAP TIME : 1:56.795				DIFFERENCE : 0.565							
LAP	SECTOR 1	SECTOR 2		SECTOR 3		SECTOR 4		LAP TIME	MPH	DIFF	TIME OF DAY		
1 -	OUTLAP	105.5	39.834	86.2	26.738	95.3	35.370	104.0			09:08:34.330		
2 -	31.292	109.4	35.146	89.2	24.746	98.8	33.738	104.5	2:04.922	77.57	8.127	09:10:39.252	
3 -	30.580	109.6	34.180	89.7	23.962	99.8	33.352	105.1	2:02.074	79.38	5.279	09:12:41.326	
4 -	30.231	109.8	33.760	90.3	23.802	99.4	33.012	106.1	2:00.805	80.22	4.010	09:14:42.131	
5 -	29.929	110.1	33.986	90.4	23.781	99.5	33.284	104.8	2:00.980	80.10	4.185	09:16:43.111	
6 -	29.869	110.1	33.229	90.5	23.467	99.8	32.450	106.5	1:59.015	81.42	2.220	09:18:42.126	
7 -	29.843	109.8	33.018	91.0	23.325	100.1	32.428	105.8	1:58.614	81.70	1.819	09:20:40.740	
8 -	29.391	111.2	32.821	<b>91.9</b>	24.495	98.8	33.625	105.8	2:00.332	80.53	3.537	09:22:41.072	
9 -	29.744	111.1	32.995	90.8	24.050	98.9	IN PIT		2:10.890	<b>P</b>	74.04	14.095	09:24:51.962
10 -	OUTLAP	106.8	34.218	87.8	23.684	<b>100.9</b>	32.575	106.6	4:29.778	35.92	2:32.983	09:29:21.740	
11 -	29.499	110.9	32.748	90.8	23.335	100.3	32.107	106.3	1:57.689	<b>(3)</b>	82.34	0.894	09:31:19.429
12 -	<b>29.202</b>	110.7	32.351	91.1	23.135	<b>100.9</b>	32.483	<b>108.2</b>	1:57.171	<b>(2)</b>	82.71	0.376	09:33:16.600
13 -	29.767	<b>111.8</b>	<b>32.028</b>	91.5	<b>23.049</b>	100.7	<b>31.951</b>	<b>108.2</b>	<b>1:56.795</b>	<b>(1)</b>	<b>82.97</b>		<b>09:35:13.395</b>

P17		35 S		Jeremy KNIGHT				Honda - Jeremy Knight Racing / SP125					
IDEAL LAP TIME : 1:56.738		BEST LAP TIME : 1:56.802				DIFFERENCE : 0.064							
LAP	SECTOR 1	SECTOR 2		SECTOR 3		SECTOR 4		LAP TIME	MPH	DIFF	TIME OF DAY		
1 -	OUTLAP	103.8	36.968	85.9	26.401	95.0	35.837	101.3			09:14:31.065		
2 -	31.865	107.0	34.581	87.8	24.402	97.1	34.058	103.0	2:04.906	77.58	8.104	09:16:35.971	
3 -	30.954	107.0	34.123	88.7	24.006	96.9	33.605	103.0	2:02.688	78.99	5.886	09:18:38.659	
4 -	30.230	108.4	33.503	88.4	23.753	97.1	32.959	104.8	2:00.445	80.46	3.643	09:20:39.104	
5 -	30.010	107.8	33.480	<b>90.1</b>	24.724	<b>98.5</b>	33.201	104.6	2:01.415	79.81	4.613	09:22:40.519	
6 -	29.843	108.4	33.254	87.0	23.499	96.4	32.622	104.8	1:59.218	81.29	2.416	09:24:39.737	
7 -	29.996	108.2	33.124	89.1	23.167	97.8	32.716	104.2	1:59.003	81.43	2.201	09:26:38.740	
8 -	29.531	108.7	32.738	89.4	23.237	97.6	32.477	<b>105.8</b>	1:57.983	<b>(3)</b>	82.14	1.181	09:28:36.723
9 -	29.871	109.6	32.968	88.5	23.375	97.8	32.428	105.0	1:58.642	81.68	1.840	09:30:35.365	
10 -	29.519	107.8	32.797	88.7	23.330	96.0	32.384	104.3	1:58.030	82.10	1.228	09:32:33.395	
11 -	29.698	107.2	<b>32.538</b>	86.5	23.239	98.3	32.167	105.1	1:57.642	<b>(2)</b>	82.37	0.840	09:34:31.037
12 -	<b>29.267</b>	<b>110.3</b>	32.602	89.5	<b>23.123</b>	97.8	<b>31.810</b>	104.8	<b>1:56.802</b>	<b>(1)</b>	<b>82.97</b>		<b>09:36:27.839</b>

P18		3 S		Louis RENDELL				Honda - Microlise Cresswell Racing					
IDEAL LAP TIME : 1:57.238		BEST LAP TIME : 1:57.238				DIFFERENCE : 0.000							
LAP	SECTOR 1	SECTOR 2		SECTOR 3		SECTOR 4		LAP TIME	MPH	DIFF	TIME OF DAY		
1 -	OUTLAP	104.8	41.285	84.9	25.936	94.9	35.590	101.8			09:07:49.606		
2 -	32.796	109.1	37.489	87.6	24.882	98.5	34.368	105.6	2:09.535	74.81	12.297	09:09:59.141	
3 -	32.179	110.1	36.381	87.9	25.238	99.4	34.130	104.3	2:07.928	75.75	10.690	09:12:07.069	
4 -	31.345	108.4	35.638	87.7	25.046	98.5	34.084	104.8	2:06.113	76.84	8.875	09:14:13.182	
5 -	31.139	109.1	34.948	88.5	24.228	99.4	33.606	104.2	2:03.921	78.20	6.683	09:16:17.103	
6 -	30.580	108.0	34.775	87.0	24.006	98.9	33.031	104.0	2:02.392	79.18	5.154	09:18:19.495	
7 -	30.265	109.4	34.089	89.1	23.796	98.9	32.891	106.1	2:01.041	<b>(3)</b>	80.06	3.803	09:20:20.536
8 -	29.996	110.0	33.918	89.2	24.396	99.4	33.043	106.1	2:01.353	79.86	4.115	09:22:21.889	
9 -	29.894	110.5	34.042	89.4	24.131	99.2	33.396	106.0	2:01.463	79.78	4.225	09:24:23.352	
10 -	30.778	<b>110.9</b>	34.248	89.4	24.338	99.2	33.015	<b>106.3</b>	2:02.379	79.19	5.141	09:26:25.731	
11 -	30.592	109.4	34.252	89.4	23.912	<b>99.7</b>	32.523	105.8	2:01.279	79.90	4.041	09:28:27.010	
12 -	29.379	110.1	33.053	<b>89.7</b>	23.210	99.4	31.890	<b>106.3</b>	1:57.532	<b>(2)</b>	82.45	0.294	09:30:24.542
13 -	<b>29.369</b>	110.3	<b>32.989</b>	88.5	<b>23.115</b>	99.4	<b>31.765</b>	105.3	<b>1:57.238</b>	<b>(1)</b>	<b>82.66</b>		<b>09:32:21.780</b>

QUALIFYING - SECTOR ANALYSIS



SECTOR 1 = FL to I1, SECTOR 2 = I1 to I2 SECTOR 3 = I2 to I3, SECTOR 4 = I3 to FL, DIFF = Difference To Personal Best Lap, P = Crossed Finish Line in Pit Lane, D = Time Disallowed

P19 54		Sam BURMAN				KTM - TeamWNT Burman Racing						
IDEAL LAP TIME : 1:57.099		BEST LAP TIME : 1:57.440				DIFFERENCE : 0.341						
LAP	SECTOR 1	SECTOR 2		SECTOR 3		SECTOR 4		LAP TIME	MPH	DIFF	TIME OF DAY	
1 -	OUTLAP	111.2	36.599	90.4	25.595	101.9	35.293	109.8			09:07:13.475	
2 -	30.761	115.9	35.181	93.0	25.204	103.5	34.176	110.9	2:05.322	77.33	7.882	09:09:18.797
3 -	30.712	116.5	35.579	91.8	24.568	103.0	33.845	110.9	2:04.704	77.71	7.264	09:11:23.501
4 -	30.715	116.5	35.176	93.3	24.911	96.1	33.317	111.1	2:04.119	78.08	6.679	09:13:27.620
5 -	29.981	115.3	34.861	93.5	25.131	104.3	34.906	110.0	2:04.879	77.60	7.439	09:15:32.499
6 -	31.756	111.1	36.605	89.0	25.005	104.8	IN PIT		2:12.555	<b>P</b>	15.115	09:17:45.054
7 -	OUTLAP	108.2	36.512	90.4	24.823	102.6	32.908	110.9	5:23.132	29.99	3:25.692	09:23:08.186
8 -	29.878	115.7	33.951	94.3	23.845	104.3	32.634	112.4	2:00.308	80.55	2.868	09:25:08.494
9 -	29.804	116.3	33.505	94.2	23.778	105.0	32.523	111.2	1:59.610	81.02	2.170	09:27:08.104
10 -	30.631	117.1	33.274	95.1	23.291	<b>106.0</b>	32.153	112.9	1:59.349	81.20	1.909	09:29:07.453
11 -	<b>29.174</b>	<b>117.7</b>	33.261	94.9	23.405	105.8	32.001	112.2	1:57.841	<b>(3)</b>	0.401	09:31:05.294
12 -	29.536	117.1	33.263	94.9	23.568	105.3	32.142	111.1	1:58.509	81.77	1.069	09:33:03.803
13 -	29.359	116.9	33.235	<b>96.5</b>	<b>23.184</b>	105.8	31.880	<b>113.3</b>	1:57.658	<b>(2)</b>	0.218	09:35:01.461
<b>14 -</b>	29.264	117.3	<b>32.896</b>	95.4	23.435	105.0	<b>31.845</b>	113.1	<b>1:57.440</b>	<b>(1)</b>	<b>82.52</b>	<b>09:36:58.901</b>

P20 57 S		Josh HIATT				Honda - Sorrymate.com							
IDEAL LAP TIME : 1:58.354		BEST LAP TIME : 1:58.549				DIFFERENCE : 0.195							
LAP	SECTOR 1	SECTOR 2		SECTOR 3		SECTOR 4		LAP TIME	MPH	DIFF	TIME OF DAY		
1 -	OUTLAP	107.7	37.942	86.2	26.477	95.7	35.750	103.2			09:07:19.647		
2 -	31.921	108.9	35.535	88.0	25.658	96.1	34.983	103.7	2:08.097	75.65	9.548	09:09:27.744	
3 -	31.497	108.5	34.843	89.1	24.660	97.8	33.859	104.5	2:04.859	77.61	6.310	09:11:32.603	
4 -	30.409	109.4	34.504	89.1	24.469	97.2	33.651	103.5	2:03.033	78.76	4.484	09:13:35.636	
5 -	30.942	108.0	34.431	87.8	24.559	97.3	33.687	103.8	2:03.619	78.39	5.070	09:15:39.255	
6 -	30.476	109.2	33.926	89.2	24.338	97.6	33.404	104.0	2:02.144	79.34	3.595	09:17:41.399	
7 -	30.847	108.9	34.289	88.1	24.692	97.3	33.210	104.6	2:03.038	78.76	4.489	09:19:44.437	
8 -	30.350	109.2	33.507	<b>90.4</b>	24.228	98.1	32.802	104.8	2:00.887	<b>(3)</b>	80.16	2.338	09:21:45.324
9 -	30.674	108.7	33.709	89.4	23.840	<b>98.5</b>	32.734	105.0	2:00.957	80.12	2.408	09:23:46.281	
10 -	30.034	109.4	33.594	89.7	24.290	98.2	33.102	104.5	2:01.020	80.08	2.471	09:25:47.301	
11 -	30.133	107.8	33.475	89.1	23.936	98.1	IN PIT		2:07.116	<b>P</b>	8.567	09:27:54.417	
12 -	OUTLAP	106.6	33.482	89.8	23.986	97.5	33.001	104.2	4:54.688	32.88	2:56.139	09:32:49.105	
13 -	30.642	108.2	33.241	89.5	<b>23.729</b>	97.2	<b>32.403</b>	104.8	2:00.015	<b>(2)</b>	1.466	09:34:49.120	
<b>14 -</b>	<b>29.642</b>	<b>110.3</b>	<b>32.580</b>	89.8	23.855	98.2	32.472	<b>105.8</b>	<b>1:58.549</b>	<b>(1)</b>	<b>81.74</b>	<b>09:36:47.669</b>	

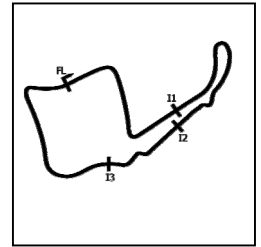
P21 48		Sharni PINFOLD				Honda - City Lifting/RS Racing							
IDEAL LAP TIME : 1:59.045		BEST LAP TIME : 1:59.227				DIFFERENCE : 0.182							
LAP	SECTOR 1	SECTOR 2		SECTOR 3		SECTOR 4		LAP TIME	MPH	DIFF	TIME OF DAY		
1 -	OUTLAP	109.4	37.689	87.0	26.297	95.5	35.976	103.2			09:07:19.043		
2 -	32.075	109.6	36.392	89.2	25.650	94.5	35.407	105.1	2:09.524	74.82	10.297	09:09:28.567	
3 -	31.397	112.4	35.264	87.7	25.169	95.3	33.961	105.8	2:05.791	77.04	6.564	09:11:34.358	
4 -	30.402	111.8	35.206	87.9	24.871	98.5	34.294	105.5	2:04.773	77.67	5.546	09:13:39.131	
5 -	30.551	111.4	34.608	90.3	24.675	98.5	34.122	106.5	2:03.956	78.18	4.729	09:15:43.087	
6 -	30.383	111.1	34.393	89.3	24.452	<b>100.6</b>	33.754	106.8	2:02.982	78.80	3.755	09:17:46.069	
7 -	30.425	110.5	34.274	87.7	25.550	91.1	IN PIT		2:12.030	<b>P</b>	73.40	12.803	09:19:58.099
8 -	OUTLAP	109.2	35.507	83.1	24.601	99.2	33.679	105.6	6:53.158	23.45	4:53.931	09:26:51.257	
9 -	30.612	110.1	33.977	90.8	24.115	99.7	33.902	106.3	2:02.606	79.04	3.379	09:28:53.863	
10 -	30.086	111.2	33.433	90.5	24.084	99.4	33.076	107.3	2:00.679	80.30	1.452	09:30:54.542	
11 -	<b>29.678</b>	110.7	33.427	90.6	24.054	99.8	33.145	106.8	2:00.304	<b>(3)</b>	80.55	1.077	09:32:54.846
12 -	29.966	<b>113.3</b>	<b>33.134</b>	90.5	23.650	100.4	32.968	107.2	1:59.718	<b>(2)</b>	80.95	0.491	09:34:54.564
<b>13 -</b>	29.823	111.4	33.171	<b>91.8</b>	<b>23.589</b>	<b>100.6</b>	<b>32.644</b>	<b>108.0</b>	<b>1:59.227</b>	<b>(1)</b>	<b>81.28</b>	<b>09:36:53.791</b>	

**MCRCB BULLETIN TK088**

**2019 Bennetts British Superbike Championship - Rock Oil Round 9**

**2019 HEL Performance British Motostar Championship**

**QUALIFYING - SECTOR ANALYSIS**



SECTOR 1 = FL to I1, SECTOR 2 = I1 to I2 SECTOR 3 = I2 to I3, SECTOR 4 = I3 to FL, DIFF = Difference To Personal Best Lap, P = Crossed Finish Line in Pit Lane, D = Time Disallowed

<b>P22 18 S</b>		<b>Jodie FIELDHOUSE</b>				Honda - Go Pink Racing						
IDEAL LAP TIME : 1:59.618		BEST LAP TIME : 1:59.876				DIFFERENCE : 0.258						
LAP	SECTOR 1	SECTOR 2		SECTOR 3		SECTOR 4		LAP TIME	MPH	DIFF	TIME OF DAY	
1 -											09:07:27.630	
2 -	OUTLAP	108.5	36.183	86.7	25.061	99.2	34.214	105.0	6:34.764	24.54	4:34.888	09:14:02.394
3 -	31.163	110.5	35.463	87.7	24.437	99.4	33.618	106.1	2:04.681	77.72	4.805	09:16:07.075
4 -	30.925	110.9	35.187	87.8	24.622	99.2	33.744	105.1	2:04.478	77.85	4.602	09:18:11.553
5 -	31.462	110.5	35.408	80.4	25.109	98.1	33.608	105.5	2:05.587	77.16	5.711	09:20:17.140
6 -	30.975	110.3	34.505	87.6	24.113	100.1	33.333	105.5	2:02.926	78.83	3.050	09:22:20.066
7 -	30.704	110.1	34.405	88.1	24.201	98.9	33.378	106.8	2:02.688	78.99	2.812	09:24:22.754
8 -	31.038	110.3	34.130	88.5	24.105	100.3	33.070	106.5	2:02.343 (3)	79.21	2.467	09:26:25.097
9 -	30.692	110.1	34.441	88.4	24.124	99.2	IN PIT		2:10.231 P	74.41	10.355	09:28:35.328
10 -	OUTLAP	109.4	34.599	89.9	23.913	99.8	32.913	105.8	2:37.593	61.49	37.717	09:31:12.921
11 -	30.401	<b>112.5</b>	<b>33.557</b>	<b>90.1</b>	<b>23.456</b>	101.0	32.559	107.7	1:59.973 (2)	80.77	0.097	09:33:12.894
12 -	<b>30.380</b>	111.6	33.646	88.4	23.625	<b>101.3</b>	<b>32.225</b>	<b>107.8</b>	<b>1:59.876 (1)</b>	<b>80.84</b>		<b>09:35:12.770</b>

<b>P23 56 S</b>		<b>Bradley WILSON</b>				Honda - B.Wilson Racing					
IDEAL LAP TIME :		BEST LAP TIME : 2:00.348				DIFFERENCE :					
LAP	SECTOR 1	SECTOR 2		SECTOR 3		SECTOR 4		LAP TIME	MPH	DIFF	TIME OF DAY
1 -											09:07:42.672
2 -								2:16.018	71.25	15.670	09:09:58.690
3 -								2:09.342	74.92	8.994	09:12:08.032
4 -								2:05.947	76.94	5.599	09:14:13.979
5 -								2:06.666	76.51	6.318	09:16:20.645
6 -								2:08.453	75.44	8.105	09:18:29.098
7 -								2:06.578	76.56	6.230	09:20:35.676
8 -								2:05.412	77.27	5.064	09:22:41.088
9 -								2:02.624 (3)	79.03	2.276	09:24:43.712
10 -								2:03.197	78.66	2.849	09:26:46.909
11 -								5:38.441	28.63	3:38.093	09:32:25.350
12 -								<b>2:00.348 (1)</b>	<b>80.52</b>		<b>09:34:25.698</b>
13 -								2:01.785 (2)	79.57	1.437	09:36:27.483

<b>P24 20 S</b>		<b>Jack HART</b>				Honda - Stiggy Motorsport						
IDEAL LAP TIME : 2:00.757		BEST LAP TIME : 2:01.389				DIFFERENCE : 0.632						
LAP	SECTOR 1	SECTOR 2		SECTOR 3		SECTOR 4		LAP TIME	MPH	DIFF	TIME OF DAY	
1 -	OUTLAP	97.5	43.257	83.8	29.412	87.2	39.102	98.5			09:07:42.234	
2 -	34.231	105.1	38.311	87.9	26.683	95.1	36.171	103.4	2:15.396	71.57	14.007	09:09:57.630
3 -	31.873	108.7	36.622	88.1	25.588	96.8	34.904	103.8	2:08.987	75.13	7.598	09:12:06.617
4 -	31.089	109.6	35.644	88.0	25.139	98.2	34.168	104.2	2:06.040	76.89	4.651	09:14:12.657
5 -	30.722	109.8	34.917	89.4	24.556	98.8	33.718	102.6	2:03.913	78.21	2.524	09:16:16.570
6 -	30.227	109.1	34.246	89.0	24.405	98.8	33.423	104.8	2:02.301	79.24	0.912	09:18:18.871
7 -	30.015	109.2	34.110	89.2	<b>24.196</b>	98.8	<b>33.068</b>	105.5	<b>2:01.389 (1)</b>	<b>79.83</b>		<b>09:20:20.260</b>
8 -	29.823	109.8	<b>34.026</b>	89.1	24.336	99.4	33.250	105.3	2:01.435 (3)	79.80	0.046	09:22:21.695
9 -	29.615	110.0	34.220	89.4	24.210	99.5	33.354	105.8	2:01.399 (2)	79.83	0.010	09:24:23.094
10 -	30.835	<b>111.6</b>	34.209	<b>89.8</b>	24.237	99.7	33.245	<b>106.1</b>	2:02.526	79.09	1.137	09:26:25.620
11 -	30.387	109.8	34.269	89.5	24.397	<b>100.1</b>	33.300	106.0	2:02.353	79.20	0.964	09:28:27.973

Weather / Track : Cloudy / Drying

Oulton Park International  
Circuit Length = 2.6920 miles  
Start: 09:05 Flag 09:35 End: 09:37

**MCRCB BULLETIN TK089**

**2019 Bennetts British Superbike Championship - Rock Oil Round 9**

**2019 HEL Performance British Motostar Championship**

**QUALIFYING - BEST SECTORS**

SECTOR 1				SECTOR 2				SECTOR 3				SECTOR 4				IDEAL / BEST COMPARISON		
POS	NO	NAME	TIME	NO	NAME	TIME	NO	NAME	TIME	NO	NAME	TIME	NO	NAME	IDEAL	BEST	DIFF	
															<b>PERFECT LAP 1:49.927</b>			
1	96	PAASCH	27.358	45	SWANN	30.490	70	WHATLEY	21.767	11	JONES	30.312	1	11	JONES	1:50.215	1:50.271	0.056
2	11	JONES	27.502	11	JONES	30.575	45	SWANN	21.786	14	NIXON	30.322	2	45	SWANN	1:50.422	1:50.782	0.360
3	45	SWANN	27.686	7	BEST	30.600	96	PAASCH	21.822	96	PAASCH	30.347	3	96	PAASCH	1:50.479	1:51.185	0.706
4	14	NIXON	27.715	70	WHATLEY	30.665	11	JONES	21.826	45	SWANN	30.460	4	14	NIXON	1:50.938	1:50.938	0.000
5	70	WHATLEY	27.960	14	NIXON	30.908	14	NIXON	21.993	7	BEST	30.914	5	70	WHATLEY	1:51.460	1:51.546	0.086
6	99	DAVIS	28.138	96	PAASCH	30.952	21	van de	22.285	47	ARCHER	30.921	6	7	BEST	1:52.028	1:52.028	0.000
7	64	DURHAM	28.139	47	ARCHER	31.020	7	BEST	22.332	99	DAVIS	30.979	7	47	ARCHER	1:52.704	1:53.010	0.306
8	7	BEST	28.182	64	DURHAM	31.234	72	HORSMAN	22.442	64	DURHAM	31.058	8	64	DURHAM	1:53.272	1:53.566	0.294
9	47	ARCHER	28.189	17	BOURNE	31.321	19	OGDEN	22.480	70	WHATLEY	31.068	9	99	DAVIS	1:53.537	1:54.082	0.545
10	21	van de	28.609	19	OGDEN	31.389	17	BOURNE	22.498	19	OGDEN	31.396	10	21	van de BUNT	1:53.833	1:53.833	0.000
11	19	OGDEN	28.627	21	van de	31.406	47	ARCHER	22.574	72	HORSMAN	31.491	11	19	OGDEN	1:53.892	1:53.980	0.088
12	17	BOURNE	28.885	72	HORSMAN	31.607	16	CLARIDG	22.687	21	van de	31.533	12	17	BOURNE	1:54.260	1:56.108	1.848
13	77	LYONS	28.917	99	DAVIS	31.687	99	DAVIS	22.733	17	BOURNE	31.556	13	72	HORSMAN	1:54.551	1:54.573	0.022
14	72	HORSMAN	29.011	77	LYONS	31.884	64	DURHAM	22.841	16	CLARIDG	31.646	14	77	LYONS	1:55.337	1:55.337	0.000
15	54	BURMAN	29.174	16	CLARIDG	31.927	77	LYONS	22.842	77	LYONS	31.694	15	16	CLARIDGE	1:55.449	1:55.645	0.196
16	16	CLARIDG	29.189	37	TINKER	32.028	37	TINKER	23.049	3	RENDELL	31.765	16	37	TINKER	1:56.230	1:56.795	0.565
17	37	TINKER	29.202	35	KNIGHT	32.538	3	RENDELL	23.115	35	KNIGHT	31.810	17	35	KNIGHT	1:56.738	1:56.802	0.064
18	35	KNIGHT	29.267	57	HIATT	32.580	35	KNIGHT	23.123	54	BURMAN	31.845	18	54	BURMAN	1:57.099	1:57.440	0.341
19	3	RENDELL	29.369	54	BURMAN	32.896	54	BURMAN	23.184	37	TINKER	31.951	19	3	RENDELL	1:57.238	1:57.238	0.000
20	20	HART	29.467	3	RENDELL	32.989	18	FIELDHO	23.456	18	FIELDHO	32.225	20	57	HIATT	1:58.354	1:58.549	0.195
21	57	HIATT	29.642	48	PINFOLD	33.134	48	PINFOLD	23.589	57	HIATT	32.403	21	48	PINFOLD	1:59.045	1:59.227	0.182
22	48	PINFOLD	29.678	18	FIELDHO	33.557	57	HIATT	23.729	48	PINFOLD	32.644	22	18	FIELDHOUSE	1:59.618	1:59.876	0.258
23	18	FIELDHO	30.380	20	HART	34.026	20	HART	24.196	20	HART	33.068	23	20	HART	2:00.757	2:01.389	0.632
24													24	56	WILSON		2:00.348	
25																		

Weather / Track : Cloudy / Drying

Oulton Park International  
 Circuit Length = 2.6920 miles  
 Start: 09:05 Flag 09:35 End: 09:37

Results can be found at [www.tsl-timing.com](http://www.tsl-timing.com)

Printed - 09:40 Saturday, 07 September 2019

**MCRCB BULLETIN TK090****2019 Bennetts British Superbike Championship - Rock Oil Round 9****2019 HEL Performance British Motostar Championship****QUALIFYING - BEST SPEEDS**

POS	INTERMEDIATE 1			INTERMEDIATE 2			INTERMEDIATE 3			FINISH LINE		
	NO	NAME	MPH	NO	NAME	MPH	NO	NAME	MPH	NO	NAME	MPH
1	11	JONES	123.5	45	SWANN	98.6	70	WHATLEY	108.9	14	NIXON	115.5
2	96	PAASCH	121.5	70	WHATLEY	97.2	45	SWANN	108.7	11	JONES	115.1
3	45	SWANN	121.1	11	JONES	96.9	11	JONES	108.5	96	PAASCH	115.1
4	70	WHATLEY	120.6	14	NIXON	96.9	14	NIXON	108.5	45	SWANN	114.9
5	21	van de BUNT	120.4	54	BURMAN	96.5	96	PAASCH	108.4	70	WHATLEY	114.3
6	47	ARCHER	119.4	64	DURHAM	96.2	21	van de BUNT	107.3	99	DAVIS	113.5
7	64	DURHAM	119.4	96	PAASCH	96.1	64	DURHAM	106.5	21	van de BUNT	113.3
8	14	NIXON	119.1	21	van de BUNT	95.5	99	DAVIS	106.5	54	BURMAN	113.3
9	99	DAVIS	118.7	99	DAVIS	95.5	54	BURMAN	106.0	47	ARCHER	112.9
10	54	BURMAN	117.7	47	ARCHER	95.4	47	ARCHER	105.5	64	DURHAM	112.9
11	7	BEST	117.1	7	BEST	94.3	7	BEST	104.8	7	BEST	112.0
12	48	PINFOLD	113.3	72	HORSMAN	92.0	19	OGDEN	101.6	72	HORSMAN	108.9
13	16	CLARIDGE	112.9	37	TINKER	91.9	72	HORSMAN	101.6	37	TINKER	108.2
14	72	HORSMAN	112.5	48	PINFOLD	91.8	18	FIELDHOUSE	101.3	19	OGDEN	108.0
15	18	FIELDHOUSE	112.5	19	OGDEN	91.1	37	TINKER	100.9	48	PINFOLD	108.0
16	19	OGDEN	111.8	16	CLARIDGE	90.4	16	CLARIDGE	100.7	18	FIELDHOUSE	107.8
17	37	TINKER	111.8	57	HIATT	90.4	17	BOURNE	100.6	16	CLARIDGE	107.3
18	20	HART	111.6	35	KNIGHT	90.1	48	PINFOLD	100.6	3	RENDELL	106.3
19	3	RENDELL	110.9	18	FIELDHOUSE	90.1	20	HART	100.1	20	HART	106.1
20	35	KNIGHT	110.3	17	BOURNE	90.0	3	RENDELL	99.7	35	KNIGHT	105.8
21	57	HIATT	110.3	77	LYONS	89.8	77	LYONS	98.6	57	HIATT	105.8
22	77	LYONS	110.0	20	HART	89.8	35	KNIGHT	98.5	17	BOURNE	105.3
23	17	BOURNE	109.8	3	RENDELL	89.7	57	HIATT	98.5	77	LYONS	104.6
24	88	LEIGH	73.8									
25												

Weather / Track : Cloudy / Drying

Oulton Park International  
Circuit Length = 2.6920 miles  
Start: 09:05 Flag 09:35 End: 09:37

Results can be found at [www.tsl-timing.com](http://www.tsl-timing.com)

Printed - 09:40 Saturday, 07 September 2019

# MCRCB BULLETIN TK091

## 2019 Bennetts British Superbike Championship - Rock Oil Round 9

### 2019 HEL Performance British Motostar Championship

#### QUALIFYING - STATISTICS

**Competitors Started** 25  
**Planned Start** 2019-09-07 @ 09:05:00.000  
**Actual Start** 2019-09-07 @ 09:05:01.646  
**Finish Time** 2019-09-07 @ 09:35:01.646  
**Track Length** 2.6920mi.  
**Total Laps** 301  
**Total Distance Covered** 810.3005mi.

#### Session Fastest Lap History

NO	CL	NAME	LAP TIME	TIME OF DAY	LAP	VEHICLE
96		Brandon PAASCH	1:58.926	09:09:11.618	2	KTM
96		Brandon PAASCH	1:57.882	09:11:09.499	3	KTM
45		Scott SWANN	1:55.215	09:11:31.503	3	IFS KTM
45		Scott SWANN	1:53.513	09:13:25.039	4	IFS KTM
45		Scott SWANN	1:53.161	09:15:18.200	5	IFS KTM
11		Dan JONES	1:52.677	09:17:49.512	4	KTM
11		Dan JONES	1:51.851	09:26:16.999	7	KTM
45		Scott SWANN	1:50.814	09:27:20.157	10	IFS KTM
45		Scott SWANN	1:50.782	09:29:10.938	11	IFS KTM
11		Dan JONES	1:50.689	09:29:58.762	9	KTM
11		Dan JONES	1:50.271	09:31:49.033	10	KTM

#### Flag History

TYPE	TIME OF DAY
GREEN	09:05:01.646
FINISH	09:35:01.646

#### Flag Statistics

TYPE	COUNT	TOTAL LAPS	TOTAL TIME
Green	1	15	32:11.883
Red	0	0	0.000
Safety Car	0	0	0.000
FCY	0	0	0.000

Weather / Track : Cloudy / Drying

Results can be found at [www.tsl-timing.com](http://www.tsl-timing.com)

Page 1 of 3

Oulton Park International  
Circuit Length = 2.6920 miles  
Start: 09:05 Flag 09:35 End: 09:37

Printed - 09:41 Saturday, 07 September 2019

# MCRCB BULLETIN TK091

## 2019 Bennetts British Superbike Championship - Rock Oil Round 9

### 2019 HEL Performance British Motostar Championship

#### QUALIFYING - STATISTICS

CLASS :

12 Starters

#### Fastest Lap History

NO	NAME	LAP TIME	TIME OF DAY	LAP	VEHICLE
96	Brandon PAASCH	1:58.926	09:09:11.618	2	KTM
96	Brandon PAASCH	1:57.882	09:11:09.499	3	KTM
45	Scott SWANN	1:55.215	09:11:31.503	3	IFS KTM
45	Scott SWANN	1:53.513	09:13:25.039	4	IFS KTM
45	Scott SWANN	1:53.161	09:15:18.200	5	IFS KTM
11	Dan JONES	1:52.677	09:17:49.512	4	KTM
11	Dan JONES	1:51.851	09:26:16.999	7	KTM
45	Scott SWANN	1:50.814	09:27:20.157	10	IFS KTM
45	Scott SWANN	1:50.782	09:29:10.938	11	IFS KTM
11	Dan JONES	1:50.689	09:29:58.762	9	KTM
11	Dan JONES	1:50.271	09:31:49.033	10	KTM

Weather / Track : Cloudy / Drying

Oulton Park International  
Circuit Length = 2.6920 miles  
Start: 09:05 Flag 09:35 End: 09:37

# MCRCB BULLETIN TK091

## 2019 Bennetts British Superbike Championship - Rock Oil Round 9

### 2019 HEL Performance British Motostar Championship

#### QUALIFYING - STATISTICS

CLASS : S

13 Starters

#### Fastest Lap History

NO	NAME	LAP TIME	TIME OF DAY	LAP	VEHICLE
57	Josh HIATT	<b>2:08.097</b>	09:09:27.762	2	Honda
77	Jamie LYONS	<b>2:03.350</b>	09:09:27.930	2	Honda
37	Corey TINKER	<b>2:02.074</b>	09:12:41.347	3	Honda
77	Jamie LYONS	<b>2:00.948</b>	09:13:32.398	4	Honda
37	Corey TINKER	<b>2:00.805</b>	09:14:42.152	4	Honda
77	Jamie LYONS	<b>2:00.439</b>	09:15:32.837	5	Honda
19	Scott OGDEN	<b>1:58.959</b>	09:15:59.413	5	Honda
19	Scott OGDEN	<b>1:57.339</b>	09:17:56.752	6	Honda
17	Franco BOURNE	<b>1:56.279</b>	09:25:37.583	4	Honda
17	Franco BOURNE	<b>1:56.108</b>	09:27:33.691	5	Honda
19	Scott OGDEN	<b>1:55.067</b>	09:31:01.114	12	Honda
19	Scott OGDEN	<b>1:53.980</b>	09:32:55.094	13	Honda

Weather / Track : Cloudy / Drying

Results can be found at [www.tsl-timing.com](http://www.tsl-timing.com)

Page 3 of 3

Oulton Park International  
Circuit Length = 2.6920 miles  
Start: 09:05 Flag 09:35 End: 09:37  
Printed - 09:41 Saturday, 07 September 2019

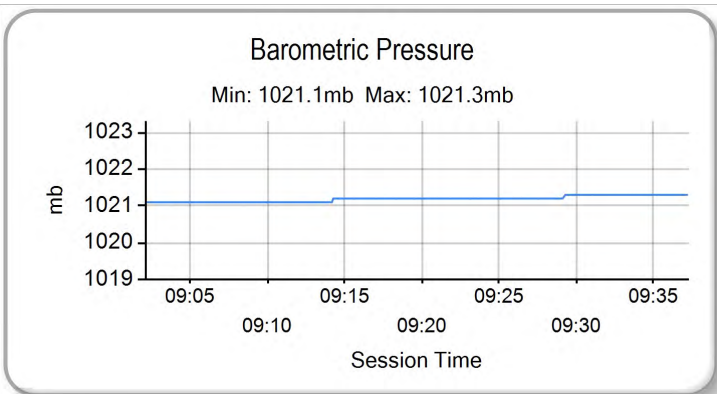
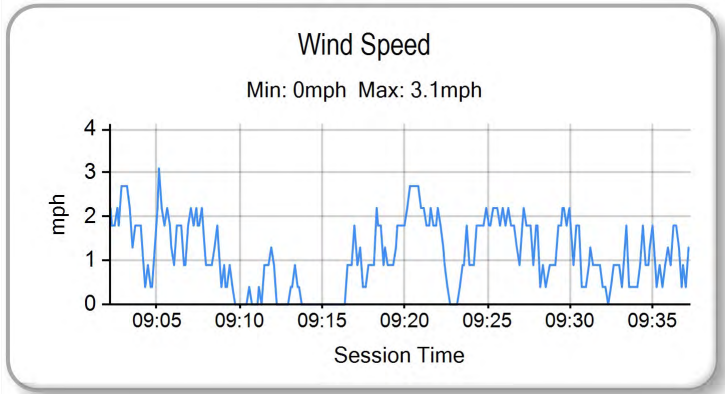
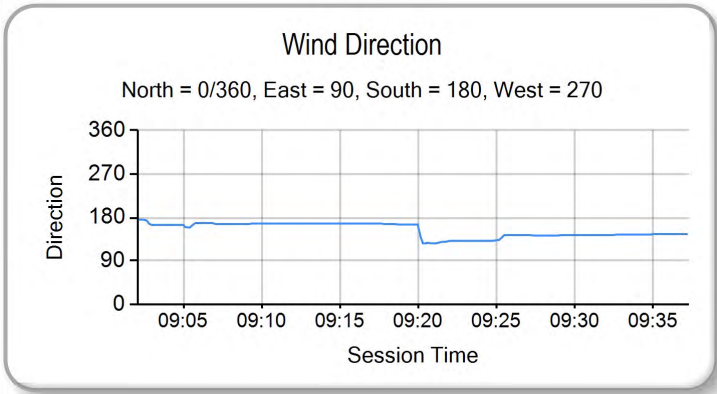
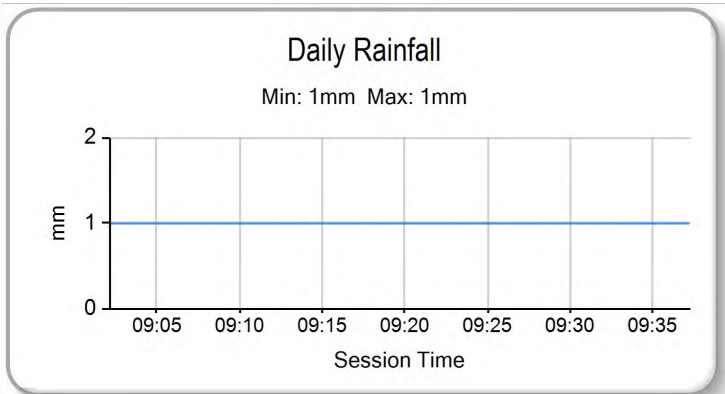
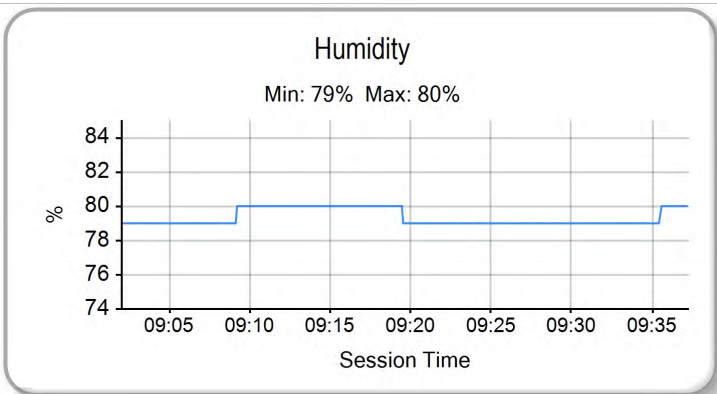
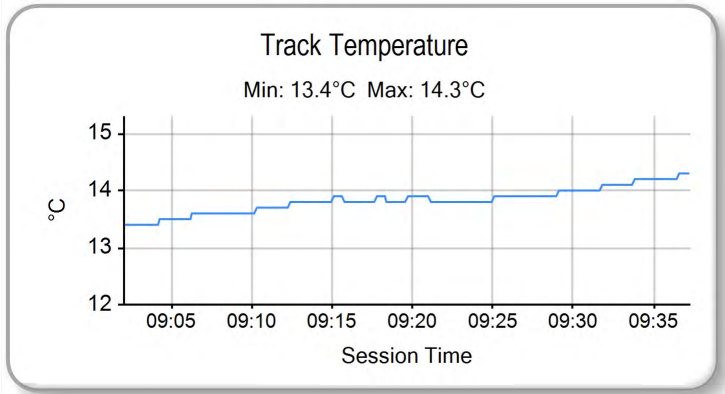
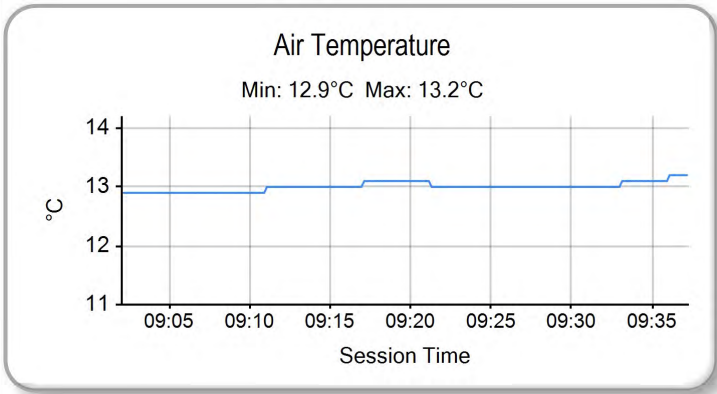


# MCRCB BULLETIN TK092

## 2019 Bennetts British Superbike Championship - Rock Oil Round 9

### 2019 HEL Performance British Motostar Championship

#### QUALIFYING - WEATHER CONDITIONS



Weather / Track : Cloudy / Drying

Results can be found at [www.tsl-timing.com](http://www.tsl-timing.com)

Oulton Park International  
Circuit Length = 2.6920 miles  
Start: 09:05 Flag 09:35 End: 09:37

Printed - 09:41 Saturday, 07 September 2019



ROW 9				25	88	Harry LEIGH								
ROW 8	24	2:01.389	20	Jack HART	23	2:00.348	56	Bradley WILSON	22	1:59.876	18	Jodie FIELDHOUSE		
ROW 7			21	1:59.227	48	Sharni PINFOLD	20	1:58.549	57	Josh HIATT	19	1:57.440	54	Sam BURMAN
ROW 6	18	1:57.238	3	Louis RENDELL	17	1:56.802	35	Jeremy KNIGHT	16	1:56.795	37	Corey TINKER		
ROW 5			15	1:56.108	17	Franco BOURNE	14	1:55.645	16	Harvey CLARIDGE	13	1:55.337	77	Jamie LYONS
ROW 4	12	1:54.573	72	Cameron HORSMAN	11	1:54.082	99	Jamie DAVIS	10	1:53.980	19	Scott OGDEN		
ROW 3			9	1:53.833	21	Jerry van de BUNT	8	1:53.566	64	Asher DURHAM	7	1:53.010	47	Jake ARCHER
ROW 2	6	1:52.028	7	Edmund BEST	5	1:51.546	70	Joshua WHATLEY	4	1:51.185	96	Brandon PAASCH		
ROW 1			3	1:50.938	14	Jack NIXON	2	1:50.782	45	Scott SWANN	1	1:50.271	11	Dan JONES
														<b>Pole</b>

Oulton Park International  
Circuit Length = 2.6920 miles

These results are provisional until the conclusion of any judicial and technical matters.

Race Director :	Stewards :	Timekeeper :
-----------------	------------	--------------

Results can be found at [www.britishsuperbike.com](http://www.britishsuperbike.com)

Printed - 09:41 Saturday, 07 September 2019





POS	NO	CL	PIC NAME	NAT	ENTRY	LAPS	TIME	GAP	DIFF	MPH	BEST	ON
1	11		1 Dan JONES	GBR	KTM - City Lifting/RS Racing	12	21:01.339			92.20	1:44.233	5
2	96		2 Brandon PAASCH	USA	KTM - FPW Racing	12	21:10.106	8.767	8.767	91.56	1:44.909	2
3	70		3 Joshua WHATLEY	GBR	KTM - KRP	12	21:10.258	8.919	0.152	91.55	1:45.284	2
4	64		4 Asher DURHAM	GBR	Mahindra - Microlise Cresswell Racing	12	21:14.334	12.995	4.076	91.25	1:45.351	6
5	47		5 Jake ARCHER	GBR	KTM - City Lifting/RS Racing	12	21:20.688	19.349	6.354	90.80	1:45.637	11
6	14		6 Jack NIXON	GBR	KTM - Santander Salt	12	21:23.443	22.104	2.755	90.61	1:45.964	10
7	21		7 Jerry van de BUNT	NLD	Honda - Raha61/LJ-Racing	12	21:23.557	22.218	0.114	90.60	1:45.826	9
8	19	S	1 Scott OGDEN	GBR	Honda - Premium Motorhomes Scott Ogden Racing	12	21:45.559	44.220	22.002	89.07	1:47.352	4
9	17	S	2 Franco BOURNE	GBR	Honda - Franco Bourne / SP125	12	21:58.074	56.735	12.515	88.23	1:48.446	2
10	54		8 Sam BURMAN	GBR	KTM - TeamWNT Burman Racing	12	22:16.185	1:14.846	18.111	87.03	1:48.994	11
11	16	S	3 Harvey CLARIDGE	GBR	Honda - Nova Racing/SP 125	12	22:17.266	1:15.927	1.081	86.96	1:49.564	2
12	57	S	4 Josh HIATT	GBR	Honda - Sorrymate.com	12	22:23.516	1:22.177	6.250	86.56	1:50.824	9
13	77	S	5 Jamie LYONS	GBR	Honda - C&M Motors Ltd Racing	12	22:23.627	1:22.288	0.111	86.55	1:50.550	9
14	37	S	6 Corey TINKER	GBR	Honda - Microlise Cresswell Racing	12	22:31.444	1:30.105	7.817	86.05	1:50.882	11
15	20	S	7 Jack HART	GBR	Honda - Stiggy Motorsport	12	22:31.480	1:30.141	0.036	86.05	1:50.786	12
16	3	S	8 Louis RENDELL	GBR	Honda - Microlise Cresswell Racing	12	22:42.341	1:41.002	10.861	85.36	1:52.037	7
17	48		9 Sharni PINFOLD	AUS	Honda - City Lifting/RS Racing	12	22:57.651	1:56.312	15.310	84.41	1:53.189	11

## NOT CLASSIFIED

DNF	35	S	Jeremy KNIGHT	GBR	Honda - Jeremy Knight Racing / SP125	9	16:51.172	3 Laps	3 Laps	86.25	1:51.078	9
DNF	72	S	Cameron HORSMAN	GBR	Honda - Nova Racing/SP 125	8	14:28.646	4 Laps	1 Lap	89.25	1:47.458	4
DNF	7		Edmund BEST	GBR	KTM - SymCirrus Motorsport	5	10:50.441	7 Laps	3 Laps	74.49	1:47.485	2
DNF	45		Scott SWANN	GBR	IFS KTM - IFS Team Swann Racing	0						
DNF	99		Jamie DAVIS	GBR	KTM - FPW Racing	0						
DNF	18	S	Jodie FIELDHOUSE	GBR	Honda - Go Pink Racing	0						
DNF	88	S	Harry LEIGH	GBR	Honda - SymCirrus Motorsport	0						

## FASTEST LAP

11			Dan JONES	GBR	KTM - City Lifting/RS Racing	5	1:44.233		92.97 mph		149.63 kph	
19	S		Scott OGDEN	GBR	Honda - Premium Motorhomes Scott Ogden Racing	4	1:47.352		90.27 mph		145.28 kph	

Weather / Track : Cloudy / Dry

These results are provisional until the conclusion of any judicial and technical matters.

Oulton Park International

Circuit Length = 2.6920 miles

Start: 15:20 Flag 15:41 End: 15:43

Race Director :	Stewards :	Timekeeper :
-----------------	------------	--------------

Results can be found at [www.britishsuperbike.com](http://www.britishsuperbike.com)

Printed - 15:44 Saturday, 07 September 2019

RACE 4 - LAP CHART

**LAP 1 @ 15:21:51.473**

NO	BEHIND	LAP TIME
11		1:49.416
70	0.321	1:49.737
96	0.793	1:50.209
7	1.960	1:51.376
14	2.015	1:51.431
64	2.121	1:51.537
47	2.378	1:51.794
21	3.484	1:52.900
72	3.953	1:53.369
19	4.263	1:53.679
17	5.071	1:54.487
16	6.371	1:55.787
54	6.698	1:56.114
57	7.571	1:56.987
35	8.632	1:58.048
77	8.807	1:58.223
20	9.974	1:59.390
3	11.280	2:00.696
48	11.803	2:01.219
37	14.121	2:03.537

**LAP 4 @ 15:27:05.007**

NO	BEHIND	LAP TIME
11		1:44.323
96	2.664	1:45.403
70	2.794	1:45.370
64	5.586	1:45.897
14	10.193	1:47.624
47	10.292	1:47.619
21	10.772	1:47.223
19	13.071	1:47.352
72	13.225	1:47.458
17	17.714	1:48.919
16	22.658	1:50.260
7	22.733	1:58.171 P
57	28.644	1:51.911
77	29.367	1:51.337
54	30.501	1:50.891
35	30.552	1:51.897
37	36.671	1:52.351
20	37.508	1:53.580
3	37.680	1:52.689
48	41.269	1:54.229

**LAP 7 @ 15:32:18.349**

NO	BEHIND	LAP TIME
11		1:44.494
96	6.049	1:45.369
70	6.503	1:45.304
64	9.244	1:45.500
47	15.526	1:46.251
14	16.053	1:46.180
21	16.838	1:46.270
19	24.039	1:48.307
72	24.104	1:48.323
17	31.677	1:49.326
16	43.168	1:51.180
57	51.658	1:51.920
54	51.758	1:51.903
77	52.099	1:51.870
35	52.483	1:51.609
37	59.320	1:51.503
20	59.976	1:51.528
3	1:00.942	1:52.037
48	1:10.022	1:54.100

**LAP 10 @ 15:37:32.329**

NO	BEHIND	LAP TIME
11		1:44.651
96	8.784	1:45.705
70	9.134	1:45.860
64	12.823	1:45.906
47	19.074	1:45.661
14	20.178	1:45.964
21	20.760	1:45.919
19	35.524	1:48.604
17	47.156	1:49.931
16	1:03.049	1:51.548
54	1:06.436	1:49.121
77	1:11.030	1:51.058
57	1:11.234	1:51.055
37	1:18.898	1:51.131
20	1:19.257	1:51.110
3	1:25.193	1:53.628
48	1:37.183	1:53.743

17	56.735	1:50.557
54	1:14.846	1:50.483
16	1:15.927	1:51.812
57	1:22.177	1:50.951
77	1:22.288	1:50.750
37	1:30.105	1:51.392
20	1:30.141	1:50.786
3	1:41.002	1:53.540
48	1:56.312	1:57.007

**LAP 2 @ 15:23:36.303**

NO	BEHIND	LAP TIME
11		1:44.830
70	0.775	1:45.284
96	0.872	1:44.909
64	2.866	1:45.575
14	3.988	1:46.803
7	4.615	1:47.485
47	4.714	1:47.166
21	5.328	1:46.674
19	6.830	1:47.397
72	6.918	1:47.795
17	8.687	1:48.446
16	11.105	1:49.564
54	11.396	1:49.528
57	13.568	1:50.827
77	15.194	1:51.217
35	15.680	1:51.878
20	18.159	1:53.015
3	20.089	1:53.639
48	21.124	1:54.151
37	21.386	1:52.095

**LAP 5 @ 15:28:49.240**

NO	BEHIND	LAP TIME
11		1:44.233
96	4.351	1:45.920
70	4.630	1:46.069
64	7.502	1:46.149
47	12.316	1:46.257
14	12.665	1:46.705
21	13.398	1:46.859
72	16.716	1:47.724
19	17.015	1:48.177
17	22.405	1:48.924
16	29.203	1:50.778
57	36.191	1:51.780
54	36.467	1:50.199
77	36.504	1:51.370
35	37.702	1:51.383
37	45.011	1:52.573
20	45.580	1:52.305
3	45.894	1:52.447
48	50.779	1:53.743

**LAP 8 @ 15:34:02.978**

NO	BEHIND	LAP TIME
11		1:44.629
96	6.879	1:45.459
70	7.213	1:45.339
64	10.390	1:45.775
47	16.836	1:45.939
14	17.391	1:45.967
21	18.366	1:46.157
72	27.725	1:48.250
19	27.840	1:48.430
17	36.561	1:49.513
16	49.464	1:50.925
54	57.110	1:49.981
57	58.706	1:51.677
77	58.773	1:51.303
35	59.173	1:51.319
37	1:06.108	1:51.417
20	1:06.468	1:51.121
3	1:08.648	1:52.335
48	1:18.943	1:53.550

**LAP 11 @ 15:39:17.268**

NO	BEHIND	LAP TIME
11		1:44.939
96	9.514	1:45.669
70	9.661	1:45.466
64	13.767	1:45.883
47	19.772	1:45.637
14	21.777	1:46.538
21	22.286	1:46.465
19	40.415	1:49.830
17	52.306	1:50.089
16	1:10.243	1:52.133
54	1:10.491	1:48.994
57	1:17.354	1:51.059
77	1:17.666	1:51.575
37	1:24.841	1:50.882
20	1:25.483	1:51.165
3	1:33.590	1:53.336
48	1:45.433	1:53.189

**LAP 3 @ 15:25:20.684**

NO	BEHIND	LAP TIME
11		1:44.381
96	1.584	1:45.093
70	1.747	1:45.353
64	4.012	1:45.527
14	6.892	1:47.285
47	6.996	1:46.663
21	7.872	1:46.925
7	8.885	1:48.651
19	10.042	1:47.593
72	10.090	1:47.553
17	13.118	1:48.812
16	16.721	1:49.997
57	21.056	1:51.869
77	22.353	1:51.540
35	22.978	1:51.679

**LAP 6 @ 15:30:33.855**

NO	BEHIND	LAP TIME
11		1:44.615
96	5.174	1:45.438
70	5.693	1:45.678
64	8.238	1:45.351
47	13.769	1:46.068
14	14.367	1:46.317
21	15.062	1:46.279
7	1 Lap	3:24.758 P
19	20.226	1:47.826
72	20.275	1:48.174

**LAP 9 @ 15:35:47.678**

NO	BEHIND	LAP TIME
11		1:44.700
96	7.730	1:45.551
70	7.925	1:45.412
64	11.568	1:45.878
47	18.064	1:45.928
14	18.865	1:46.174

**LAP 12 @ 15:41:03.396**

NO	BEHIND	LAP TIME
11		1:46.128
96	8.767	1:45.381
70	8.919	1:45.386
64	12.995	1:45.356
47	19.349	1:45.705
14	22.104	1:46.455
21	22.218	1:46.060
19	44.220	1:49.933

Weather / Track : Cloudy / Dry

Oulton Park International  
 Circuit Length = 2.6920 miles  
 Start: 15:20 Flag 15:41 End: 15:43

**MCRCB BULLETIN TK174**

**2019 Bennetts British Superbike Championship - Rock Oil Round 9**

**2019 HEL Performance British Motostar Championship**

**RACE 4 - POSITION CHART**

No	Name	Lap												
		Pos	1	2	3	4	5	6	7	8	9	10	11	12
11	JONES	1	11	11	11	11	11	11	11	11	11	11	11	11
45	SWANN	2	70	70	96	96	96	96	96	96	96	96	96	96
14	NIXON	3	96	96	70	70	70	70	70	70	70	70	70	70
96	PAASCH	4	7	64	64	64	64	64	64	64	64	64	64	64
70	WHATLEY	5	14	14	14	14	47	47	47	47	47	47	47	47
7	BEST	6	64	7	47	47	14	14	14	14	14	14	14	14
47	ARCHER	7	47	47	21	21	21	21	21	21	21	21	21	21
64	DURHAM	8	21	21	7	19	72	19	19	72	19	19	19	19
21	van de BUNT	9	72	19	19	72	19	72	72	19	17	17	17	17
19	OGDEN	10	19	72	72	17	17	17	17	17	16	16	16	54
99	DAVIS	11	17	17	17	16	16	16	16	16	54	54	54	16
72	HORSMAN	12	16	16	16	7	57	57	57	54	77	77	57	57
77	LYONS	13	54	54	57	57	54	54	54	57	57	57	77	77
16	CLARIDGE	14	57	57	77	77	77	77	77	77	35	37	37	37
17	BOURNE	15	35	77	35	54	35	35	35	35	37	20	20	20
37	TINKER	16	77	35	54	35	37	37	37	37	20	3	3	3
35	KNIGHT	17	20	20	20	37	20	20	20	20	3	48	48	48
3	RENDELL	18	3	3	37	20	3	3	3	3	48			
54	BURMAN	19	48	48	3	3	48	48	48	48				
57	HIATT	20	37	37	48	48	7							
48	PINFOLD	21												
18	FIELDHOUSE	22												
20	HART	23												
88	LEIGH	24												

Weather / Track : Cloudy / Dry

Oulton Park International  
 Circuit Length = 2.6920 miles  
 Start: 15:20 Flag 15:41 End: 15:43

Results can be found at [www.tsl-timing.com](http://www.tsl-timing.com)

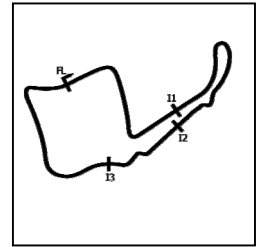
Printed - 15:45 Saturday, 07 September 2019

# MCRCB BULLETIN TK175

## 2019 Bennetts British Superbike Championship - Rock Oil Round 9

### 2019 HEL Performance British Motostar Championship

#### RACE 4 - SECTOR ANALYSIS



SECTOR 1 = FL to I1, SECTOR 2 = I1 to I2 SECTOR 3 = I2 to I3, SECTOR 4 = I3 to FL, DIFF = Difference To Personal Best Lap, P = Crossed Finish Line in Pit Lane, D = Time Disallowed

P1 11		Dan JONES				KTM - City Lifting/RS Racing						
IDEAL LAP TIME : 1:44.140		BEST LAP TIME : 1:44.233				DIFFERENCE : 0.093						
LAP	SECTOR 1	SECTOR 2		SECTOR 3		SECTOR 4		LAP TIME	MPH	DIFF	TIME OF DAY	
1 -		122.0	29.434	97.8	20.800	109.2	29.167	116.1	1:49.416	88.57	5.183	15:21:51.473
2 -	25.906	<b>124.0</b>	29.169	97.8	20.712	109.6	29.043	<b>116.5</b>	1:44.830	92.44	0.597	15:23:36.303
3 -	25.879	122.9	29.003	96.6	20.635	109.8	28.864	<b>116.5</b>	1:44.381 (3)	92.84	0.148	15:25:20.684
4 -	<b>25.729</b>	123.5	<b>28.992</b>	<b>97.9</b>	20.772	109.6	28.830	116.1	1:44.323 (2)	92.89	0.090	15:27:05.007
5 -	25.730	<b>124.0</b>	29.072	97.1	20.628	<b>110.1</b>	<b>28.803</b>	116.1	<b>1:44.233 (1)</b>	<b>92.97</b>		<b>15:28:49.240</b>
6 -	25.811	123.8	29.167	97.3	20.695	110.0	28.942	115.7	1:44.615	92.63	0.382	15:30:33.855
7 -	25.859	122.2	29.090	97.2	20.649	<b>110.1</b>	28.896	115.3	1:44.494	92.74	0.261	15:32:18.349
8 -	25.944	123.3	29.044	97.6	20.732	109.6	28.909	115.5	1:44.629	92.62	0.396	15:34:02.978
9 -	25.832	123.3	29.139	96.6	20.776	109.6	28.953	115.3	1:44.700	92.56	0.467	15:35:47.678
10 -	25.847	123.3	29.187	96.8	<b>20.616</b>	109.8	29.001	115.7	1:44.651	92.60	0.418	15:37:32.329
11 -	26.004	122.6	29.321	96.9	20.659	110.0	28.955	115.3	1:44.939	92.35	0.706	15:39:17.268
12 -	26.081	122.0	29.554	95.7	20.828	109.8	29.665	113.9	1:46.128	91.31	1.895	15:41:03.396

P2 96		Brandon PAASCH				KTM - FPW Racing						
IDEAL LAP TIME : 1:44.749		BEST LAP TIME : 1:44.909				DIFFERENCE : 0.160						
LAP	SECTOR 1	SECTOR 2		SECTOR 3		SECTOR 4		LAP TIME	MPH	DIFF	TIME OF DAY	
1 -		121.7	29.415	97.5	20.990	109.4	29.104	115.7	1:50.209	87.93	5.300	15:21:52.266
2 -	26.053	122.4	<b>29.118</b>	<b>97.6</b>	20.809	<b>109.8</b>	<b>28.929</b>	<b>117.3</b>	<b>1:44.909 (1)</b>	<b>92.37</b>		<b>15:23:37.175</b>
3 -	26.099	<b>123.3</b>	29.187	96.4	20.834	109.2	28.973	115.7	1:45.093 (2)	92.21	0.184	15:25:22.268
4 -	26.145	122.2	29.199	96.0	20.828	109.4	29.231	114.5	1:45.403	91.94	0.494	15:27:07.671
5 -	26.261	122.0	29.547	96.1	20.876	109.4	29.236	115.3	1:45.920	91.49	1.011	15:28:53.591
6 -	26.090	122.2	29.589	96.1	20.711	109.1	29.048	115.1	1:45.438	91.91	0.529	15:30:39.029
7 -	26.029	121.3	29.426	96.2	20.747	109.1	29.167	115.3	1:45.369 (3)	91.97	0.460	15:32:24.398
8 -	26.254	122.0	29.444	96.9	20.689	108.9	29.072	115.5	1:45.459	91.89	0.550	15:34:09.857
9 -	<b>26.018</b>	122.6	29.438	96.1	20.879	109.2	29.216	115.7	1:45.551	91.81	0.642	15:35:55.408
10 -	26.223	122.0	29.631	96.5	20.807	109.4	29.044	114.5	1:45.705	91.68	0.796	15:37:41.113
11 -	26.154	121.1	29.586	96.2	20.788	109.2	29.141	115.5	1:45.669	91.71	0.760	15:39:26.782
12 -	26.156	121.3	29.475	97.1	<b>20.684</b>	109.2	29.066	115.1	1:45.381	91.96	0.472	15:41:12.163

P3 70		Joshua WHATLEY				KTM - KRP						
IDEAL LAP TIME : 1:44.622		BEST LAP TIME : 1:45.284				DIFFERENCE : 0.662						
LAP	SECTOR 1	SECTOR 2		SECTOR 3		SECTOR 4		LAP TIME	MPH	DIFF	TIME OF DAY	
1 -		122.0	29.495	97.3	20.728	110.9	29.110	115.9	1:49.737	88.31	4.453	15:21:51.794
2 -	26.174	123.5	<b>29.123</b>	97.5	20.867	110.3	29.120	116.3	<b>1:45.284 (1)</b>	<b>92.04</b>		<b>15:23:37.078</b>
3 -	<b>25.975</b>	123.5	29.587	97.6	20.809	<b>111.6</b>	28.982	<b>117.5</b>	1:45.353	91.98	0.069	15:25:22.431
4 -	26.258	124.2	29.159	97.8	20.780	111.4	29.173	113.3	1:45.370	91.97	0.086	15:27:07.801
5 -	26.416	123.3	29.334	97.2	21.101	110.3	29.218	116.7	1:46.069	91.36	0.785	15:28:53.870
6 -	26.077	123.5	29.581	97.2	20.820	110.9	29.200	116.5	1:45.678	91.70	0.394	15:30:39.548
7 -	26.225	123.5	29.228	96.8	20.826	111.1	29.025	116.5	1:45.304 (2)	92.03	0.020	15:32:24.852
8 -	26.251	123.5	29.163	<b>99.1</b>	<b>20.685</b>	<b>111.6</b>	29.240	116.5	1:45.339 (3)	92.00	0.055	15:34:10.191
9 -	26.161	<b>124.5</b>	29.278	98.1	20.816	111.1	29.157	116.7	1:45.412	91.93	0.128	15:35:55.603
10 -	26.279	123.3	29.488	97.5	20.913	108.9	29.180	116.7	1:45.860	91.54	0.576	15:37:41.463
11 -	26.198	123.3	29.325	98.6	20.756	108.0	29.187	117.3	1:45.466	91.89	0.182	15:39:26.929
12 -	26.264	123.3	29.530	98.6	20.753	110.9	<b>28.839</b>	117.1	1:45.386	91.96	0.102	15:41:12.315

Weather / Track : Cloudy / Dry

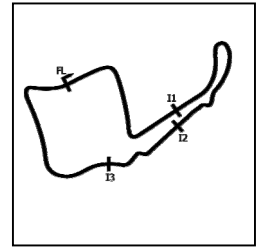
Oulton Park International  
Circuit Length = 2.6920 miles  
Start: 15:20 Flag 15:41 End: 15:43

MCRCB BULLETIN TK175

2019 Bennetts British Superbike Championship - Rock Oil Round 9

2019 HEL Performance British Motostar Championship

RACE 4 - SECTOR ANALYSIS



SECTOR 1 = FL to I1, SECTOR 2 = I1 to I2 SECTOR 3 = I2 to I3, SECTOR 4 = I3 to FL, DIFF = Difference To Personal Best Lap, P = Crossed Finish Line in Pit Lane, D = Time Disallowed

P4 64		Asher DURHAM				Mahindra - Microlise Cresswell Racing						
IDEAL LAP TIME : 1:45.054		BEST LAP TIME : 1:45.351				DIFFERENCE : 0.297						
LAP	SECTOR 1	SECTOR 2	SECTOR 3	SECTOR 4	LAP TIME	MPH	DIFF	TIME OF DAY				
1 -		<b>122.4</b>	29.990	<b>97.3</b>	21.085	106.0	29.425	<b>114.9</b>	1:51.537	86.88	6.186	15:21:53.594
2 -	26.464	120.0	29.144	96.4	<b>20.785</b>	107.8	29.182	114.5	1:45.575	91.79	0.224	15:23:39.169
3 -	26.243	120.4	29.203	95.8	20.915	107.3	29.166	113.9	1:45.527	91.83	0.176	15:25:24.696
4 -	26.221	120.6	29.350	96.1	21.052	107.3	29.274	113.7	1:45.897	91.51	0.546	15:27:10.593
5 -	26.213	120.2	29.715	95.4	21.029	107.2	29.192	114.3	1:46.149	91.29	0.798	15:28:56.742
6 -	<b>26.103</b>	120.2	29.246	96.5	20.927	107.8	<b>29.075</b>	114.3	<b>1:45.351 (1)</b>	<b>91.99</b>		<b>15:30:42.093</b>
7 -	26.218	120.0	29.162	95.8	20.948	107.5	29.172	113.9	1:45.500	<b>(3)</b>	0.149	15:32:27.593
8 -	26.265	120.6	29.338	95.7	21.011	107.3	29.161	113.9	1:45.775	91.62	0.424	15:34:13.368
9 -	26.299	120.4	29.418	95.3	21.038	107.2	29.123	114.1	1:45.878	91.53	0.527	15:35:59.246
10 -	26.299	120.4	29.349	96.4	20.944	107.2	29.314	114.1	1:45.906	91.50	0.555	15:37:45.152
11 -	26.233	120.0	29.469	95.5	20.999	<b>108.0</b>	29.182	113.9	1:45.883	91.52	0.532	15:39:31.035
12 -	26.119	120.0	<b>29.091</b>	96.1	20.895	107.8	29.251	113.7	1:45.356	<b>(2)</b>	0.005	15:41:16.391

P5 47		Jake ARCHER				KTM - City Lifting/RS Racing						
IDEAL LAP TIME : 1:45.570		BEST LAP TIME : 1:45.637				DIFFERENCE : 0.067						
LAP	SECTOR 1	SECTOR 2	SECTOR 3	SECTOR 4	LAP TIME	MPH	DIFF	TIME OF DAY				
1 -		122.9	29.817	96.6	21.044	109.4	29.316	115.3	1:51.794	86.68	6.157	15:21:53.851
2 -	26.607	<b>123.8</b>	29.904	<b>97.5</b>	21.170	106.8	29.485	<b>116.7</b>	1:47.166	90.43	1.529	15:23:41.017
3 -	26.585	122.0	29.640	96.8	20.744	<b>109.6</b>	29.694	<b>116.7</b>	1:46.663	90.85	1.026	15:25:27.680
4 -	26.551	<b>123.8</b>	30.115	97.3	21.314	<b>109.6</b>	29.639	116.5	1:47.619	90.05	1.982	15:27:15.299
5 -	26.629	122.9	29.616	96.1	20.771	107.7	29.241	114.3	1:46.257	91.20	0.620	15:29:01.556
6 -	26.396	121.5	29.644	96.5	20.859	108.0	29.169	114.1	1:46.068	91.36	0.431	15:30:47.624
7 -	26.510	120.9	29.702	96.5	20.867	107.7	29.172	114.3	1:46.251	91.21	0.614	15:32:33.875
8 -	26.424	120.9	29.607	96.1	20.777	108.2	29.131	114.3	1:45.939	91.48	0.302	15:34:19.814
9 -	26.430	121.3	29.619	96.5	20.763	108.5	29.116	114.1	1:45.928	91.48	0.291	15:36:05.742
10 -	26.350	121.7	<b>29.544</b>	96.4	20.696	108.4	29.071	114.3	1:45.661	<b>(2)</b>	0.024	15:37:51.403
11 -	<b>26.342</b>	121.1	29.551	96.8	<b>20.690</b>	108.0	29.054	114.3	<b>1:45.637 (1)</b>	<b>91.74</b>		<b>15:39:37.040</b>
12 -	26.369	121.3	29.582	96.5	20.760	108.0	<b>28.994</b>	114.9	1:45.705	<b>(3)</b>	0.068	15:41:22.745

P6 14		Jack NIXON				KTM - Santander Salt						
IDEAL LAP TIME : 1:45.642		BEST LAP TIME : 1:45.964				DIFFERENCE : 0.322						
LAP	SECTOR 1	SECTOR 2	SECTOR 3	SECTOR 4	LAP TIME	MPH	DIFF	TIME OF DAY				
1 -		122.0	29.765	97.9	21.259	108.5	29.579	115.3	1:51.431	86.97	5.467	15:21:53.488
2 -	26.704	<b>124.0</b>	29.621	97.9	21.092	109.2	29.386	115.5	1:46.803	90.73	0.839	15:23:40.291
3 -	26.433	120.4	29.936	96.5	21.231	108.7	29.685	114.7	1:47.285	90.33	1.321	15:25:27.576
4 -	26.632	120.6	30.050	97.2	21.317	108.4	29.625	115.3	1:47.624	90.04	1.660	15:27:15.200
5 -	26.738	119.1	29.815	97.8	21.007	109.4	29.145	115.3	1:46.705	90.82	0.741	15:29:01.905
6 -	26.360	121.7	29.656	97.6	21.097	109.4	29.204	115.5	1:46.317	91.15	0.353	15:30:48.222
7 -	26.460	120.4	29.556	97.6	21.065	109.4	29.099	115.3	1:46.180	91.27	0.216	15:32:34.402
8 -	26.487	122.0	29.533	98.1	<b>20.973</b>	109.2	<b>28.974</b>	115.3	1:45.967	<b>(2)</b>	0.003	15:34:20.369
9 -	26.473	121.3	<b>29.429</b>	98.6	21.022	109.6	29.250	115.1	1:46.174	<b>(3)</b>	0.210	15:36:06.543
10 -	<b>26.266</b>	121.1	29.562	96.9	20.992	109.1	29.144	<b>115.7</b>	<b>1:45.964 (1)</b>	<b>91.45</b>		<b>15:37:52.507</b>
11 -	26.330	120.9	29.832	97.8	21.059	108.9	29.317	114.9	1:46.538	90.96	0.574	15:39:39.045
12 -	26.558	120.6	29.678	<b>98.8</b>	<b>20.973</b>	<b>110.3</b>	29.246	114.9	1:46.455	91.03	0.491	15:41:25.500

Weather / Track : Cloudy / Dry

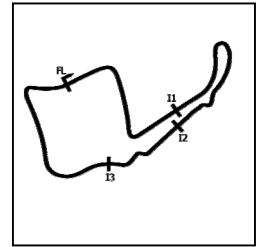
Oulton Park International  
 Circuit Length = 2.6920 miles  
 Start: 15:20 Flag 15:41 End: 15:43

MCRCB BULLETIN TK175

2019 Bennetts British Superbike Championship - Rock Oil Round 9

2019 HEL Performance British Motostar Championship

RACE 4 - SECTOR ANALYSIS



SECTOR 1 = FL to I1, SECTOR 2 = I1 to I2 SECTOR 3 = I2 to I3, SECTOR 4 = I3 to FL, DIFF = Difference To Personal Best Lap, P = Crossed Finish Line in Pit Lane, D = Time Disallowed

P7 21 Jerry van de BUNT		Honda - Raha61/LJ-Racing										
IDEAL LAP TIME : 1:45.691		BEST LAP TIME : 1:45.826				DIFFERENCE : 0.135						
LAP	SECTOR 1	SECTOR 2		SECTOR 3		SECTOR 4		LAP TIME	MPH	DIFF	TIME OF DAY	
1 -		125.2	30.100	96.8	21.145	109.6	29.910	114.3	1:52.900	85.83	7.074	15:21:54.957
2 -	26.480	123.1	29.551	97.6	20.939	109.6	29.704	114.7	1:46.674	90.84	0.848	15:23:41.631
3 -	26.442	124.2	29.865	96.0	20.899	109.6	29.719	114.9	1:46.925	90.63	1.099	15:25:28.556
4 -	26.341	124.2	29.713	98.5	21.141	108.4	30.028	115.1	1:47.223	90.38	1.397	15:27:15.779
5 -	26.433	123.8	29.986	96.9	20.840	109.4	29.600	114.5	1:46.859	90.69	1.033	15:29:02.638
6 -	26.206	125.2	29.634	97.9	20.809	110.1	29.630	113.7	1:46.279	91.18	0.453	15:30:48.917
7 -	26.177	124.0	29.590	97.6	20.903	109.4	29.600	114.7	1:46.270	91.19	0.444	15:32:35.187
8 -	26.259	124.2	29.515	97.3	20.841	110.1	29.542	114.1	1:46.157	91.29	0.331	15:34:21.344
9 -	26.200	123.5	29.397	97.8	20.729	110.3	29.500	115.9	1:45.826 (1)	91.57		15:36:07.170
10 -	26.188	124.5	29.501	96.9	20.726	110.5	29.504	115.5	1:45.919 (2)	91.49	0.093	15:37:53.089
11 -	26.085	124.2	29.776	97.3	20.930	110.9	29.674	115.1	1:46.465	91.02	0.639	15:39:39.554
12 -	26.068	124.9	29.592	97.5	20.856	109.1	29.544	115.7	1:46.060 (3)	91.37	0.234	15:41:25.614

P8 19 S Scott OGDEN		Honda - Premium Motorhomes Scott Ogden Racing										
IDEAL LAP TIME : 1:47.097		BEST LAP TIME : 1:47.352				DIFFERENCE : 0.255						
LAP	SECTOR 1	SECTOR 2		SECTOR 3		SECTOR 4		LAP TIME	MPH	DIFF	TIME OF DAY	
1 -		115.1	30.252	92.1	21.441	101.9	29.600	109.6	1:53.679	85.25	6.327	15:21:55.736
2 -	26.916	115.5	29.832	92.4	21.173	103.4	29.476	108.9	1:47.397 (2)	90.23	0.045	15:23:43.133
3 -	26.798	114.9	29.710	91.0	21.252	101.8	29.833	108.2	1:47.593 (3)	90.07	0.241	15:25:30.726
4 -	26.941	116.3	29.650	92.1	21.227	102.2	29.534	108.4	1:47.352 (1)	90.27		15:27:18.078
5 -	26.807	113.9	29.966	91.9	21.524	102.4	29.880	109.4	1:48.177	89.58	0.825	15:29:06.255
6 -	26.844	115.5	29.795	92.9	21.287	103.4	29.900	108.0	1:47.826	89.87	0.474	15:30:54.081
7 -	27.057	113.7	29.983	89.5	21.272	101.3	29.995	107.7	1:48.307	89.47	0.955	15:32:42.388
8 -	27.132	113.3	30.018	92.0	21.338	103.5	29.942	109.6	1:48.430	89.37	1.078	15:34:30.818
9 -	27.097	115.7	29.983	92.4	21.420	101.3	29.931	107.5	1:48.431	89.37	1.079	15:36:19.249
10 -	27.090	113.7	30.099	91.4	21.304	101.3	30.111	107.0	1:48.604	89.23	1.252	15:38:07.853
11 -	27.468	112.9	30.456	91.0	21.562	101.5	30.344	107.2	1:49.830	88.23	2.478	15:39:57.683
12 -	27.427	112.0	30.443	91.0	21.640	101.2	30.423	106.8	1:49.933	88.15	2.581	15:41:47.616

P9 17 S Franco BOURNE		Honda - Franco Bourne / SP125										
IDEAL LAP TIME : 1:48.321		BEST LAP TIME : 1:48.446				DIFFERENCE : 0.125						
LAP	SECTOR 1	SECTOR 2		SECTOR 3		SECTOR 4		LAP TIME	MPH	DIFF	TIME OF DAY	
1 -		115.5	30.481	91.4	21.568	101.6	29.948	107.2	1:54.487	84.64	6.041	15:21:56.544
2 -	27.114	112.9	29.952	91.4	21.390	101.3	29.990	107.8	1:48.446 (1)	89.36		15:23:44.990
3 -	27.031	112.5	30.079	90.4	21.494	100.9	30.208	106.0	1:48.812 (2)	89.06	0.366	15:25:33.802
4 -	27.213	112.9	30.151	90.4	21.420	101.2	30.135	106.8	1:48.919 (3)	88.97	0.473	15:27:22.721
5 -	27.215	113.3	30.127	89.8	21.421	100.6	30.161	106.5	1:48.924	88.97	0.478	15:29:11.645
6 -	27.224	112.7	30.155	90.5	21.481	100.6	30.195	105.8	1:49.055	88.86	0.609	15:31:00.700
7 -	27.278	112.4	30.202	89.9	21.502	100.6	30.344	105.3	1:49.326	88.64	0.880	15:32:50.026
8 -	27.407	112.9	30.111	90.0	21.566	100.1	30.429	105.8	1:49.513	88.49	1.067	15:34:39.539
9 -	27.364	112.7	30.491	90.0	21.722	100.6	30.438	105.8	1:50.015	88.09	1.569	15:36:29.554
10 -	27.348	112.7	30.528	90.0	21.598	100.4	30.457	106.0	1:49.931	88.15	1.485	15:38:19.485
11 -	27.469	112.4	30.482	89.8	21.702	100.1	30.436	105.8	1:50.089	88.03	1.643	15:40:09.574
12 -	27.494	111.8	30.561	89.9	21.716	99.4	30.786	104.2	1:50.557	87.65	2.111	15:42:00.131

Weather / Track : Cloudy / Dry

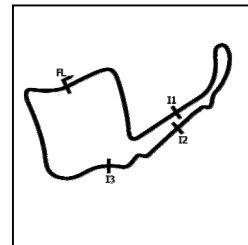
Oulton Park International  
Circuit Length = 2.6920 miles  
Start: 15:20 Flag 15:41 End: 15:43



## 2019 Bennetts British Superbike Championship - Rock Oil Round 9

## 2019 HEL Performance British Motostar Championship

## RACE 4 - SECTOR ANALYSIS



SECTOR 1 = FL to I1, SECTOR 2 = I1 to I2 SECTOR 3 = I2 to I3, SECTOR 4 = I3 to FL, DIFF = Difference To Personal Best Lap, P = Crossed Finish Line in Pit Lane, D = Time Disallowed

P10 54		Sam BURMAN				KTM - TeamWNT Burman Racing						
IDEAL LAP TIME : 1:48.564		BEST LAP TIME : 1:48.994				DIFFERENCE : 0.430						
LAP	SECTOR 1	SECTOR 2		SECTOR 3		SECTOR 4		LAP TIME	MPH	DIFF	TIME OF DAY	
1 -		118.9	30.814	<b>97.2</b>	21.861	107.7	30.077	114.7	1:56.114	83.46	7.120	15:21:58.171
2 -	27.703	120.0	30.468	96.6	<b>21.539</b>	108.2	<b>29.818</b>	<b>115.9</b>	1:49.528 (3)	88.48	0.534	15:23:47.699
3 -	27.235	120.4	30.816	95.3	27.985	108.0	30.882	114.9	1:56.918	82.88	7.924	15:25:44.617
4 -	27.327	121.1	30.937	95.0	22.066	108.0	30.561	111.8	1:50.891	87.39	1.897	15:27:35.508
5 -	27.329	<b>121.3</b>	30.768	95.5	22.014	108.4	30.088	114.9	1:50.199	87.94	1.205	15:29:25.707
6 -	27.660	120.6	31.411	94.6	22.588	100.6	30.838	114.7	1:52.497	86.14	3.503	15:31:18.204
7 -	27.815	119.4	31.241	95.4	22.179	106.1	30.668	114.7	1:51.903	86.60	2.909	15:33:10.107
8 -	27.199	119.8	30.783	95.1	21.923	107.0	30.076	114.3	1:49.981	88.11	0.987	15:35:00.088
9 -	27.082	120.0	30.665	96.4	21.829	108.0	29.980	114.1	1:49.556	88.45	0.562	15:36:49.644
10 -	<b>26.845</b>	120.2	30.364	96.5	21.795	108.2	30.117	113.9	1:49.121 (2)	88.81	0.127	15:38:38.765
11 -	27.062	120.2	<b>30.362</b>	96.6	21.635	<b>108.7</b>	29.935	114.7	<b>1:48.994 (1)</b>	<b>88.91</b>		<b>15:40:27.759</b>
12 -	27.446	120.9	30.850	95.5	21.952	107.3	30.235	114.3	1:50.483	87.71	1.489	15:42:18.242

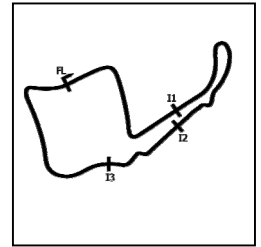
P11 16 S		Harvey CLARIDGE				Honda - Nova Racing/SP 125						
IDEAL LAP TIME : 1:49.378		BEST LAP TIME : 1:49.564				DIFFERENCE : 0.186						
LAP	SECTOR 1	SECTOR 2		SECTOR 3		SECTOR 4		LAP TIME	MPH	DIFF	TIME OF DAY	
1 -		<b>113.1</b>	30.677	91.1	21.656	101.3	30.296	108.2	1:55.787	83.69	6.223	15:21:57.844
2 -	27.393	<b>113.1</b>	<b>30.382</b>	<b>91.3</b>	<b>21.582</b>	<b>101.5</b>	<b>30.207</b>	<b>108.7</b>	<b>1:49.564 (1)</b>	<b>88.45</b>		<b>15:23:47.408</b>
3 -	<b>27.207</b>	112.7	30.460	90.4	21.864	100.9	30.466	107.5	1:49.997 (2)	88.10	0.433	15:25:37.405
4 -	27.356	111.6	30.727	90.5	21.776	101.0	30.401	107.2	1:50.260 (3)	87.89	0.696	15:27:27.665
5 -	27.631	112.2	30.896	89.8	21.748	100.7	30.503	107.5	1:50.778	87.48	1.214	15:29:18.443
6 -	28.632	111.1	30.903	89.9	21.784	100.7	30.575	107.3	1:51.894	86.61	2.330	15:31:10.337
7 -	27.472	112.0	30.944	89.3	22.028	99.8	30.736	107.0	1:51.180	87.16	1.616	15:33:01.517
8 -	27.450	111.8	31.088	90.0	21.763	100.3	30.624	107.2	1:50.925	87.36	1.361	15:34:52.442
9 -	27.468	112.2	31.219	89.7	21.977	100.7	30.724	106.5	1:51.388	87.00	1.824	15:36:43.830
10 -	27.659	112.0	31.291	90.0	21.753	100.4	30.845	106.8	1:51.548	86.88	1.984	15:38:35.378
11 -	27.832	111.6	31.229	89.9	22.234	100.4	30.838	107.5	1:52.133	86.42	2.569	15:40:27.511
12 -	27.677	111.8	31.430	90.4	21.937	101.2	30.768	107.7	1:51.812	86.67	2.248	15:42:19.323

P12 57 S		Josh HIATT				Honda - Sorrymate.com						
IDEAL LAP TIME : 1:50.473		BEST LAP TIME : 1:50.824				DIFFERENCE : 0.351						
LAP	SECTOR 1	SECTOR 2		SECTOR 3		SECTOR 4		LAP TIME	MPH	DIFF	TIME OF DAY	
1 -		<b>114.3</b>	30.796	<b>91.8</b>	22.014	<b>100.6</b>	30.371	<b>107.8</b>	1:56.987	82.84	6.163	15:21:59.044
2 -	27.756	112.9	<b>30.544</b>	90.9	22.023	100.4	30.504	107.2	1:50.827 (2)	87.44	0.003	15:23:49.871
3 -	27.920	111.8	30.688	89.4	22.353	99.7	30.908	106.5	1:51.869	86.63	1.045	15:25:41.740
4 -	28.103	111.8	30.862	90.1	22.243	99.5	30.703	106.0	1:51.911	86.59	1.087	15:27:33.651
5 -	27.945	112.0	31.042	89.4	22.118	99.5	30.675	105.8	1:51.780	86.69	0.956	15:29:25.431
6 -	27.998	111.4	31.364	88.5	22.547	99.5	30.747	106.0	1:52.656	86.02	1.832	15:31:18.087
7 -	28.037	111.1	30.918	90.1	22.205	99.2	30.760	105.6	1:51.920	86.59	1.096	15:33:10.007
8 -	27.939	112.5	30.671	90.4	22.257	99.4	30.810	106.5	1:51.677	86.77	0.853	15:35:01.684
9 -	27.751	112.4	30.744	90.5	22.055	100.4	<b>30.274</b>	107.2	<b>1:50.824 (1)</b>	<b>87.44</b>		<b>15:36:52.508</b>
10 -	27.789	113.1	30.571	90.6	22.050	100.3	30.645	107.0	1:51.055	87.26	0.231	15:38:43.563
11 -	<b>27.644</b>	112.9	30.716	91.3	22.086	99.4	30.613	106.0	1:51.059	87.26	0.235	15:40:34.622
12 -	27.718	112.2	30.605	90.4	<b>22.011</b>	99.7	30.617	105.8	1:50.951 (3)	87.34	0.127	15:42:25.573

## 2019 Bennetts British Superbike Championship - Rock Oil Round 9

## 2019 HEL Performance British Motostar Championship

## RACE 4 - SECTOR ANALYSIS



SECTOR 1 = FL to I1, SECTOR 2 = I1 to I2 SECTOR 3 = I2 to I3, SECTOR 4 = I3 to FL, DIFF = Difference To Personal Best Lap, P = Crossed Finish Line in Pit Lane, D = Time Disallowed

P13 77 S		Jamie LYONS				Honda - C&M Motors Ltd Racing						
IDEAL LAP TIME : 1:50.303		BEST LAP TIME : 1:50.550				DIFFERENCE : 0.247						
LAP	SECTOR 1	SECTOR 2		SECTOR 3		SECTOR 4		LAP TIME	MPH	DIFF	TIME OF DAY	
1 -		112.0	31.149	90.3	22.067	101.2	30.765	107.0	1:58.223	81.97	7.673	15:22:00.280
2 -	27.794	112.0	30.824	90.0	22.006	100.4	30.593	107.0	1:51.217	87.13	0.667	15:23:51.497
3 -	27.943	111.6	30.810	89.5	22.174	100.4	30.613	106.5	1:51.540	86.88	0.990	15:25:43.037
4 -	27.775	113.1	30.946	90.4	22.020	100.3	30.596	106.8	1:51.337	87.04	0.787	15:27:34.374
5 -	27.489	112.5	30.879	91.1	22.056	100.3	30.946	107.2	1:51.370	87.01	0.820	15:29:25.744
6 -	27.985	112.5	31.296	90.3	22.674	100.6	30.879	107.5	1:52.834	85.88	2.284	15:31:18.578
7 -	27.700	113.3	31.373	90.0	22.140	101.5	30.657	<b>107.8</b>	1:51.870	86.63	1.320	15:33:10.448
8 -	27.612	113.5	30.861	<b>91.4</b>	22.137	<b>101.9</b>	30.693	107.0	1:51.303	87.07	0.753	15:35:01.751
9 -	<b>27.436</b>	111.4	<b>30.601</b>	90.0	22.069	99.8	<b>30.444</b>	105.8	<b>1:50.550 (1)</b>	<b>87.66</b>		<b>15:36:52.301</b>
10 -	27.489	111.4	30.748	90.1	22.060	100.1	30.761	105.8	1:51.058 <b>(3)</b>	87.26	0.508	15:38:43.359
11 -	27.521	112.2	30.774	89.8	22.382	100.7	30.898	107.7	1:51.575	86.85	1.025	15:40:34.934
12 -	27.464	<b>113.7</b>	30.788	90.4	<b>21.822</b>	100.1	30.676	106.3	1:50.750 <b>(2)</b>	87.50	0.200	15:42:25.684

P14 37 S		Corey TINKER				Honda - Microlise Cresswell Racing						
IDEAL LAP TIME : 1:50.402		BEST LAP TIME : 1:50.882				DIFFERENCE : 0.480						
LAP	SECTOR 1	SECTOR 2		SECTOR 3		SECTOR 4		LAP TIME	MPH	DIFF	TIME OF DAY	
1 -		111.6	31.393	91.4	22.073	101.0	30.617	107.7	2:03.537	78.44	12.655	15:22:05.594
2 -	28.525	112.2	31.132	<b>92.5</b>	21.736	<b>102.2</b>	30.702	<b>109.2</b>	1:52.095	86.45	1.213	15:23:57.689
3 -	28.346	<b>114.3</b>	30.975	91.0	21.995	101.6	<b>30.322</b>	108.7	1:51.638	86.81	0.756	15:25:49.327
4 -	28.233	113.9	31.456	90.3	21.888	101.0	30.774	107.0	1:52.351	86.25	1.469	15:27:41.678
5 -	28.337	111.8	31.498	91.1	21.881	101.0	30.857	106.6	1:52.573	86.08	1.691	15:29:34.251
6 -	28.080	112.0	31.176	91.4	21.852	100.6	30.807	107.2	1:51.915	86.59	1.033	15:31:26.166
7 -	28.109	111.8	30.835	91.5	21.693	100.9	30.866	107.0	1:51.503	86.91	0.621	15:33:17.669
8 -	27.834	112.9	30.925	91.3	21.852	101.5	30.806	107.2	1:51.417	86.98	0.535	15:35:09.086
9 -	27.834	112.2	<b>30.729</b>	92.0	21.769	101.0	30.678	107.2	1:51.010 <b>(2)</b>	87.30	0.128	15:37:00.096
10 -	27.748	112.7	31.052	91.5	21.655	101.3	30.676	107.2	1:51.131 <b>(3)</b>	87.20	0.249	15:38:51.227
11 -	<b>27.715</b>	112.7	30.819	91.6	<b>21.636</b>	101.2	30.712	107.2	<b>1:50.882 (1)</b>	<b>87.40</b>		<b>15:40:42.109</b>
12 -	27.846	112.4	30.928	91.9	21.677	101.2	30.941	104.6	1:51.392	87.00	0.510	15:42:33.501

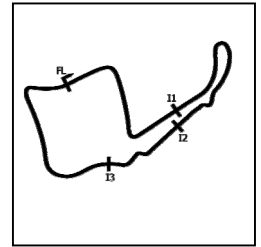
P15 20 S		Jack HART				Honda - Stiggy Motorsport						
IDEAL LAP TIME : 1:50.586		BEST LAP TIME : 1:50.786				DIFFERENCE : 0.200						
LAP	SECTOR 1	SECTOR 2		SECTOR 3		SECTOR 4		LAP TIME	MPH	DIFF	TIME OF DAY	
1 -		<b>115.5</b>	31.741	91.5	22.326	101.6	31.069	107.8	1:59.390	81.17	8.604	15:22:01.447
2 -	28.195	113.3	31.536	91.5	22.184	101.8	31.100	107.7	1:53.015	85.75	2.229	15:23:54.462
3 -	28.670	112.2	32.053	87.9	22.450	101.0	31.300	106.3	1:54.473	84.66	3.687	15:25:48.935
4 -	28.406	112.9	31.952	91.4	22.270	101.3	30.952	106.6	1:53.580	85.32	2.794	15:27:42.515
5 -	28.044	113.7	31.516	91.4	21.885	<b>102.2</b>	30.860	107.3	1:52.305	86.29	1.519	15:29:34.820
6 -	27.917	113.7	31.284	91.9	21.956	101.9	30.820	107.0	1:51.977	86.54	1.191	15:31:26.797
7 -	27.863	114.5	31.134	90.4	21.888	101.8	30.643	107.3	1:51.528	86.89	0.742	15:33:18.325
8 -	27.668	114.3	30.882	91.6	21.911	101.9	30.660	<b>108.0</b>	1:51.121	87.21	0.335	15:35:09.446
9 -	27.618	114.5	31.005	91.8	21.947	101.8	<b>30.460</b>	<b>108.0</b>	1:51.030 <b>(2)</b>	87.28	0.244	15:37:00.476
10 -	<b>27.597</b>	114.3	31.155	92.1	21.848	101.2	30.510	107.5	1:51.110 <b>(3)</b>	87.22	0.324	15:38:51.586
11 -	27.687	113.7	31.069	91.5	21.768	101.8	30.641	107.0	1:51.165	87.17	0.379	15:40:42.751
12 -	27.668	114.1	<b>30.852</b>	<b>92.3</b>	<b>21.677</b>	101.8	30.589	104.5	<b>1:50.786 (1)</b>	<b>87.47</b>		<b>15:42:33.537</b>

MCRCB BULLETIN TK175

2019 Bennetts British Superbike Championship - Rock Oil Round 9

2019 HEL Performance British Motostar Championship

RACE 4 - SECTOR ANALYSIS



SECTOR 1 = FL to I1, SECTOR 2 = I1 to I2 SECTOR 3 = I2 to I3, SECTOR 4 = I3 to FL, DIFF = Difference To Personal Best Lap, P = Crossed Finish Line in Pit Lane, D = Time Disallowed

P16		3 S		Louis RENDELL				Honda - Microlise Cresswell Racing				
IDEAL LAP TIME : 1:51.676		BEST LAP TIME : 1:52.037				DIFFERENCE : 0.361						
LAP	SECTOR 1	SECTOR 2		SECTOR 3		SECTOR 4		LAP TIME	MPH	DIFF	TIME OF DAY	
1 -		<b>114.1</b>	32.456	89.3	22.526	100.9	30.968	108.7	2:00.696	80.29	8.659	15:22:02.753
2 -	28.505	112.2	31.513	90.4	22.538	100.9	31.083	108.5	1:53.639	85.28	1.602	15:23:56.392
3 -	28.685	110.7	31.898	89.9	22.412	101.8	30.611	108.5	1:53.606	85.30	1.569	15:25:49.998
4 -	28.021	113.7	31.732	90.0	22.267	<b>101.9</b>	30.669	<b>109.1</b>	1:52.689	86.00	0.652	15:27:42.687
5 -	28.293	112.7	31.383	91.3	22.103	101.3	30.668	108.4	1:52.447	86.18	0.410	15:29:35.134
6 -	28.093	112.5	31.495	<b>91.4</b>	21.936	101.3	<b>30.596</b>	107.8	1:52.120 (2)	86.43	0.083	15:31:27.254
7 -	28.012	112.5	<b>31.191</b>	91.0	<b>21.899</b>	100.6	30.935	105.0	<b>1:52.037 (1)</b>	<b>86.50</b>		<b>15:33:19.291</b>
8 -	28.208	112.7	31.417	90.1	22.045	100.4	30.665	106.6	1:52.335	86.27	0.298	15:35:11.626
9 -	<b>27.990</b>	112.2	31.508	90.5	22.027	100.7	30.743	107.0	1:52.268 (3)	86.32	0.231	15:37:03.894
10 -	28.101	112.4	32.111	90.6	22.350	99.8	31.066	105.6	1:53.628	85.28	1.591	15:38:57.522
11 -	28.399	110.7	31.802	90.3	22.051	100.9	31.084	105.5	1:53.336	85.50	1.299	15:40:50.858
12 -	28.232	111.8	31.623	90.1	22.356	100.0	31.329	104.6	1:53.540	85.35	1.503	15:42:44.398

P17		48		Sharni PINFOLD				Honda - City Lifting/RS Racing				
IDEAL LAP TIME : 1:53.007		BEST LAP TIME : 1:53.189				DIFFERENCE : 0.182						
LAP	SECTOR 1	SECTOR 2		SECTOR 3		SECTOR 4		LAP TIME	MPH	DIFF	TIME OF DAY	
1 -		<b>116.1</b>	32.466	89.2	22.982	100.9	31.146	108.2	2:01.219	79.94	8.030	15:22:03.276
2 -	28.316	114.5	32.007	<b>91.8</b>	22.620	101.3	31.208	<b>108.7</b>	1:54.151	84.89	0.962	15:23:57.427
3 -	28.560	112.5	32.258	89.8	22.510	<b>101.6</b>	31.292	108.0	1:54.620	84.55	1.431	15:25:52.047
4 -	28.461	112.9	32.057	91.4	22.469	<b>101.6</b>	31.242	107.5	1:54.229	84.84	1.040	15:27:46.276
5 -	28.264	112.7	31.937	89.4	22.522	<b>101.6</b>	31.020	108.0	1:53.743 (3)	85.20	0.554	15:29:40.019
6 -	28.312	112.4	32.204	91.4	22.492	101.3	31.244	108.2	1:54.252	84.82	1.063	15:31:34.271
7 -	28.138	112.4	32.233	91.4	22.472	100.9	31.257	107.8	1:54.100	84.93	0.911	15:33:28.371
8 -	28.145	113.1	31.868	90.3	22.442	101.2	31.095	108.0	1:53.550 (2)	85.34	0.361	15:35:21.921
9 -	28.148	112.7	31.849	90.4	22.590	100.6	31.261	107.8	1:53.848	85.12	0.659	15:37:15.769
10 -	28.098	112.9	32.124	88.8	22.589	101.3	<b>30.932</b>	108.0	1:53.743 (3)	85.20	0.554	15:39:09.512
11 -	<b>28.047</b>	112.7	<b>31.682</b>	90.9	<b>22.346</b>	100.9	31.114	105.6	<b>1:53.189 (1)</b>	<b>85.62</b>		<b>15:41:02.701</b>
12 -	29.070	104.3	33.767	78.1	22.802	100.9	31.368	107.3	1:57.007	82.82	3.818	15:42:59.708

P18		35 S		Jeremy KNIGHT				Honda - Jeremy Knight Racing / SP125				
IDEAL LAP TIME : 1:50.767		BEST LAP TIME : 1:51.078				DIFFERENCE : 0.311						
LAP	SECTOR 1	SECTOR 2		SECTOR 3		SECTOR 4		LAP TIME	MPH	DIFF	TIME OF DAY	
1 -		111.2	31.351	89.3	21.999	99.7	30.893	106.0	1:58.048	82.09	6.970	15:22:00.105
2 -	27.992	110.3	31.099	<b>90.3</b>	21.973	100.1	30.814	<b>106.1</b>	1:51.878	86.62	0.800	15:23:51.983
3 -	27.965	110.5	30.742	88.8	22.131	99.2	30.841	104.6	1:51.679	86.77	0.601	15:25:43.662
4 -	27.988	111.2	30.800	89.5	22.189	98.5	30.920	105.1	1:51.897	86.60	0.819	15:27:35.559
5 -	27.674	<b>113.1</b>	30.996	88.8	21.946	100.1	30.767	105.3	1:51.383 (3)	87.00	0.305	15:29:26.942
6 -	27.862	111.1	31.077	89.0	22.016	100.4	31.326	104.8	1:52.281	86.31	1.203	15:31:19.223
7 -	27.724	111.4	31.017	89.4	22.019	100.9	30.849	106.0	1:51.609	86.83	0.531	15:33:10.832
8 -	<b>27.592</b>	<b>113.1</b>	30.914	89.4	<b>21.893</b>	<b>101.2</b>	30.920	<b>106.1</b>	1:51.319 (2)	87.05	0.241	15:35:02.151
9 -	27.842	112.9	<b>30.701</b>	89.0	21.954	99.2	<b>30.581</b>	105.3	<b>1:51.078 (1)</b>	<b>87.24</b>		<b>15:36:53.229</b>

P19		72 S		Cameron HORSMAN				Honda - Nova Racing/SP 125				
IDEAL LAP TIME : 1:47.076		BEST LAP TIME : 1:47.458				DIFFERENCE : 0.382						
LAP	SECTOR 1	SECTOR 2		SECTOR 3		SECTOR 4		LAP TIME	MPH	DIFF	TIME OF DAY	
1 -		115.1	30.040	92.9	21.317	103.7	29.756	110.0	1:53.369	85.48	5.911	15:21:55.426
2 -	26.947	115.1	29.835	92.5	21.188	102.9	29.825	<b>111.6</b>	1:47.795	89.90	0.337	15:23:43.221
3 -	26.738	<b>118.5</b>	29.983	92.0	21.189	<b>103.8</b>	29.643	110.7	1:47.553 (2)	90.10	0.095	15:25:30.774
4 -	26.755	114.7	30.005	<b>93.4</b>	21.238	<b>103.8</b>	<b>29.460</b>	110.3	<b>1:47.458 (1)</b>	<b>90.18</b>		<b>15:27:18.232</b>
5 -	<b>26.639</b>	116.5	<b>29.791</b>	90.6	21.556	101.6	29.738	108.7	1:47.724 (3)	89.96	0.266	15:29:05.956
6 -	26.898	114.7	29.886	92.0	21.295	102.1	30.095	110.1	1:48.174	89.58	0.716	15:30:54.130
7 -	27.078	114.1	30.083	93.0	<b>21.186</b>	103.5	29.976	110.1	1:48.323	89.46	0.865	15:32:42.453
8 -	27.067	115.9	29.885	92.1	21.363	102.2	29.935	107.5	1:48.250	89.52	0.792	15:34:30.703

Weather / Track : Cloudy / Dry

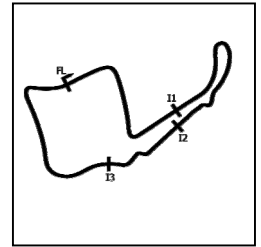
Oulton Park International  
Circuit Length = 2.6920 miles  
Start: 15:20 Flag 15:41 End: 15:43

# MCRCB BULLETIN TK175

## 2019 Bennetts British Superbike Championship - Rock Oil Round 9

### 2019 HEL Performance British Motostar Championship

#### RACE 4 - SECTOR ANALYSIS



SECTOR 1 = FL to I1, SECTOR 2 = I1 to I2 SECTOR 3 = I2 to I3, SECTOR 4 = I3 to FL, DIFF = Difference To Personal Best Lap, P = Crossed Finish Line in Pit Lane, D = Time Disallowed

P20		7		Edmund BEST		KTM - SymCirrus Motorsport							
IDEAL LAP TIME : 1:47.066		BEST LAP TIME : 1:47.485		DIFFERENCE : 0.419									
LAP	SECTOR 1	SECTOR 2		SECTOR 3		SECTOR 4		LAP TIME	MPH	DIFF	TIME OF DAY		
1 -		<b>120.6</b>	<b>29.857</b>	<b>95.3</b>	<b>21.163</b>	<b>106.8</b>	<b>29.331</b>	112.2	1:51.376	87.01	3.891	15:21:53.433	
2 -	26.767	116.7	30.077	95.0	21.230	105.6	29.411	<b>112.9</b>	<b>1:47.485 (1)</b>	<b>90.16</b>		<b>15:23:40.918</b>	
3 -	<b>26.715</b>	117.9	30.264	89.9	21.552	103.5	30.120	112.0	1:48.651 <b>(2)</b>	89.19	1.166	15:25:29.569	
4 -	26.851	118.5	30.296	92.9	21.564	103.0	IN PIT		1:58.171	<b>P</b>	10.686	15:27:27.740	
5 -	OUTLAP	94.3	31.736	81.6	22.191	102.2	IN PIT		3:24.758	<b>P</b>	47.33	1:37.273	15:30:52.498

Weather / Track : Cloudy / Dry

Results can be found at [www.tsl-timing.com](http://www.tsl-timing.com)

Page 7 of 7

Oulton Park International  
Circuit Length = 2.6920 miles  
Start: 15:20 Flag 15:41 End: 15:43

Printed - 15:45 Saturday, 07 September 2019

# MCRCB BULLETIN TK176

## 2019 Bennetts British Superbike Championship - Rock Oil Round 9

### 2019 HEL Performance British Motostar Championship

#### RACE 4 - BEST SECTORS

SECTOR 1				SECTOR 2				SECTOR 3				SECTOR 4				IDEAL / BEST COMPARISON			
POS	NO	NAME	TIME	NO	NAME	TIME	NO	NAME	TIME	NO	NAME	TIME	POS	NO	NAME	IDEAL	BEST	DIFF	
																<b>PERFECT LAP</b>	<b>1:44.140</b>		
1	11	JONES	25.729	11	JONES	28.992	11	JONES	20.616	11	JONES	28.803	1	11	JONES	1:44.140	1:44.233	0.093	
2	70	WHATLEY	25.975	64	DURHAM	29.091	96	PAASCH	20.684	70	WHATLEY	28.839	2	70	WHATLEY	1:44.622	1:45.284	0.662	
3	96	PAASCH	26.018	96	PAASCH	29.118	70	WHATLEY	20.685	96	PAASCH	28.929	3	96	PAASCH	1:44.749	1:44.909	0.160	
4	21	van de	26.068	70	WHATLEY	29.123	47	ARCHER	20.690	14	NIXON	28.974	4	64	DURHAM	1:45.054	1:45.351	0.297	
5	64	DURHAM	26.103	21	van de	29.397	21	van de	20.726	47	ARCHER	28.994	5	47	ARCHER	1:45.570	1:45.637	0.067	
6	14	NIXON	26.266	14	NIXON	29.429	64	DURHAM	20.785	64	DURHAM	29.075	6	14	NIXON	1:45.642	1:45.964	0.322	
7	47	ARCHER	26.342	47	ARCHER	29.544	14	NIXON	20.973	7	BEST	29.331	7	21	van de BUNT	1:45.691	1:45.826	0.135	
8	72	HORSMAN	26.639	19	OGDEN	29.650	7	BEST	21.163	72	HORSMAN	29.460	8	7	BEST	1:47.066	1:47.485	0.419	
9	7	BEST	26.715	72	HORSMAN	29.791	19	OGDEN	21.173	19	OGDEN	29.476	9	72	HORSMAN	1:47.076	1:47.458	0.382	
10	19	OGDEN	26.798	7	BEST	29.857	72	HORSMAN	21.186	21	van de	29.500	10	19	OGDEN	1:47.097	1:47.352	0.255	
11	54	BURMAN	26.845	17	BOURNE	29.952	17	BOURNE	21.390	54	BURMAN	29.818	11	17	BOURNE	1:48.321	1:48.446	0.125	
12	17	BOURNE	27.031	54	BURMAN	30.362	54	BURMAN	21.539	17	BOURNE	29.948	12	54	BURMAN	1:48.564	1:48.994	0.430	
13	16	CLARIDG	27.207	16	CLARIDG	30.382	16	CLARIDG	21.582	16	CLARIDG	30.207	13	16	CLARIDGE	1:49.378	1:49.564	0.186	
14	77	LYONS	27.436	57	HIATT	30.544	37	TINKER	21.636	57	HIATT	30.274	14	77	LYONS	1:50.303	1:50.550	0.247	
15	35	KNIGHT	27.592	77	LYONS	30.601	20	HART	21.677	37	TINKER	30.322	15	37	TINKER	1:50.402	1:50.882	0.480	
16	20	HART	27.597	35	KNIGHT	30.701	77	LYONS	21.822	77	LYONS	30.444	16	57	HIATT	1:50.473	1:50.824	0.351	
17	57	HIATT	27.644	37	TINKER	30.729	35	KNIGHT	21.893	20	HART	30.460	17	20	HART	1:50.586	1:50.786	0.200	
18	37	TINKER	27.715	20	HART	30.852	3	RENDELL	21.899	35	KNIGHT	30.581	18	35	KNIGHT	1:50.767	1:51.078	0.311	
19	3	RENDELL	27.990	3	RENDELL	31.191	57	HIATT	22.011	3	RENDELL	30.596	19	3	RENDELL	1:51.676	1:52.037	0.361	
20	48	PINFOLD	28.047	48	PINFOLD	31.682	48	PINFOLD	22.346	48	PINFOLD	30.932	20	48	PINFOLD	1:53.007	1:53.189	0.182	
21																			
22																			
23																			
24																			

Weather / Track : Cloudy / Dry

Results can be found at [www.tsl-timing.com](http://www.tsl-timing.com)

Oulton Park International  
 Circuit Length = 2.6920 miles  
 Start: 15:20 Flag 15:41 End: 15:43

Printed - 15:46 Saturday, 07 September 2019

**MCRCB BULLETIN TK177****2019 Bennetts British Superbike Championship - Rock Oil Round 9****2019 HEL Performance British Motostar Championship****RACE 4 - BEST SPEEDS**

POS	INTERMEDIATE 1			INTERMEDIATE 2			INTERMEDIATE 3			FINISH LINE		
	NO	NAME	MPH	NO	NAME	MPH	NO	NAME	MPH	NO	NAME	MPH
1	21	van de BUNT	125.2	70	WHATLEY	99.1	70	WHATLEY	111.6	70	WHATLEY	117.5
2	70	WHATLEY	124.5	14	NIXON	98.8	21	van de BUNT	110.9	96	PAASCH	117.3
3	11	JONES	124.0	21	van de BUNT	98.5	14	NIXON	110.3	47	ARCHER	116.7
4	14	NIXON	124.0	11	JONES	97.9	11	JONES	110.1	11	JONES	116.5
5	47	ARCHER	123.8	96	PAASCH	97.6	96	PAASCH	109.8	21	van de BUNT	115.9
6	96	PAASCH	123.3	47	ARCHER	97.5	47	ARCHER	109.6	54	BURMAN	115.9
7	64	DURHAM	122.4	64	DURHAM	97.3	54	BURMAN	108.7	14	NIXON	115.7
8	54	BURMAN	121.3	54	BURMAN	97.2	64	DURHAM	108.0	64	DURHAM	114.9
9	7	BEST	120.6	7	BEST	95.3	7	BEST	106.8	7	BEST	112.9
10	72	HORSMAN	118.5	72	HORSMAN	93.4	72	HORSMAN	103.8	72	HORSMAN	111.6
11	19	OGDEN	116.3	19	OGDEN	92.9	19	OGDEN	103.5	19	OGDEN	109.6
12	48	PINFOLD	116.1	37	TINKER	92.5	37	TINKER	102.2	37	TINKER	109.2
13	17	BOURNE	115.5	20	HART	92.3	20	HART	102.2	3	RENDELL	109.1
14	20	HART	115.5	57	HIATT	91.8	77	LYONS	101.9	16	CLARIDGE	108.7
15	57	HIATT	114.3	48	PINFOLD	91.8	3	RENDELL	101.9	48	PINFOLD	108.7
16	37	TINKER	114.3	17	BOURNE	91.4	17	BOURNE	101.6	20	HART	108.0
17	3	RENDELL	114.1	77	LYONS	91.4	48	PINFOLD	101.6	17	BOURNE	107.8
18	77	LYONS	113.7	3	RENDELL	91.4	16	CLARIDGE	101.5	57	HIATT	107.8
19	16	CLARIDGE	113.1	16	CLARIDGE	91.3	35	KNIGHT	101.2	77	LYONS	107.8
20	35	KNIGHT	113.1	35	KNIGHT	90.3	57	HIATT	100.6	35	KNIGHT	106.1
21												
22												
23												
24												

Weather / Track : Cloudy / Dry

Results can be found at [www.tsl-timing.com](http://www.tsl-timing.com)Oulton Park International  
Circuit Length = 2.6920 miles  
Start: 15:20 Flag 15:41 End: 15:43

Printed - 15:47 Saturday, 07 September 2019

# MCRCB BULLETIN TK178

## 2019 Bennetts British Superbike Championship - Rock Oil Round 9

### 2019 HEL Performance British Motostar Championship

#### RACE 4 - STATISTICS

**Competitors Started** 20  
**Planned Start** 2019-09-07 @ 15:20:00.000  
**Actual Start** 2019-09-07 @ 15:20:02.056  
**Finish Time** 2019-09-07 @ 15:41:03.395  
**Track Length** 2.6920mi.  
**Total Laps** 226  
**Total Distance Covered** 608.3984mi.

#### Session Fastest Lap History

NO	CL	NAME	LAP TIME	TIME OF DAY	LAP	VEHICLE
11		Dan JONES	<b>1:44.830</b>	15:23:36.321	2	KTM
11		Dan JONES	<b>1:44.381</b>	15:25:20.701	3	KTM
11		Dan JONES	<b>1:44.323</b>	15:27:05.024	4	KTM
11		Dan JONES	<b>1:44.233</b>	15:28:49.257	5	KTM

#### Session Leader History

NO	CL	NAME	FROM LAP	LAPS LED	DISTANCE	VEHICLE
11		Dan JONES	1	12	32.30 miles	KTM

#### Flag History

TYPE	TIME OF DAY
GREEN	15:20:02.056
FINISH	15:41:03.395

#### Flag Statistics

TYPE	COUNT	TOTAL LAPS	TOTAL TIME
Green	1	12	23:30.222
Red	0	0	0.000
Safety Car	0	0	0.000
FCY	0	0	0.000

Weather / Track : Cloudy / Dry

# MCRCB BULLETIN TK178

## 2019 Bennetts British Superbike Championship - Rock Oil Round 9

### 2019 HEL Performance British Motostar Championship

#### RACE 4 - STATISTICS

**CLASS :**

10 Starters

#### Fastest Lap History

NO	NAME	LAP TIME	TIME OF DAY	LAP	VEHICLE
11	Dan JONES	<b>1:44.830</b>	15:23:36.321	2	KTM
11	Dan JONES	<b>1:44.381</b>	15:25:20.701	3	KTM
11	Dan JONES	<b>1:44.323</b>	15:27:05.024	4	KTM
11	Dan JONES	<b>1:44.233</b>	15:28:49.257	5	KTM

#### Leader History

NO	NAME	FROM LAP	LAPS LED	DISTANCE	VEHICLE
11	Dan JONES	1	12	32.30 miles	KTM

Weather / Track : Cloudy / Dry

Results can be found at [www.tsl-timing.com](http://www.tsl-timing.com)

Page 2 of 3

Oulton Park International  
Circuit Length = 2.6920 miles  
Start: 15:20 Flag 15:41 End: 15:43

Printed - 15:47 Saturday, 07 September 2019



# MCRCB BULLETIN TK178

## 2019 Bennetts British Superbike Championship - Rock Oil Round 9

### 2019 HEL Performance British Motostar Championship

#### RACE 4 - STATISTICS

**CLASS : S**

10 Starters

#### Fastest Lap History

NO	NAME	LAP TIME	TIME OF DAY	LAP	VEHICLE
19	Scott OGDEN	1:47.397	15:23:43.156	2	Honda
19	Scott OGDEN	1:47.352	15:27:18.101	4	Honda

#### Leader History

NO	NAME	FROM LAP	LAPS LED	DISTANCE	VEHICLE
72	Cameron HORSMAN	1	1	2.69 miles	Honda
19	Scott OGDEN	2	3	8.07 miles	Honda
72	Cameron HORSMAN	5	1	2.69 miles	Honda
19	Scott OGDEN	6	2	5.38 miles	Honda
72	Cameron HORSMAN	8	1	2.69 miles	Honda
19	Scott OGDEN	9	4	10.76 miles	Honda

Weather / Track : Cloudy / Dry

Results can be found at [www.tsl-timing.com](http://www.tsl-timing.com)

Page 3 of 3

Oulton Park International  
Circuit Length = 2.6920 miles  
Start: 15:20 Flag 15:41 End: 15:43

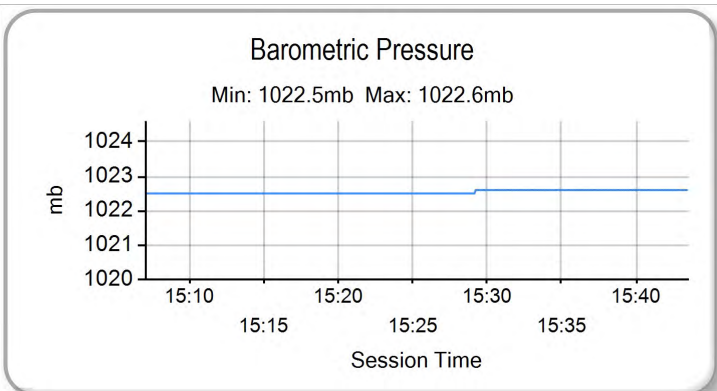
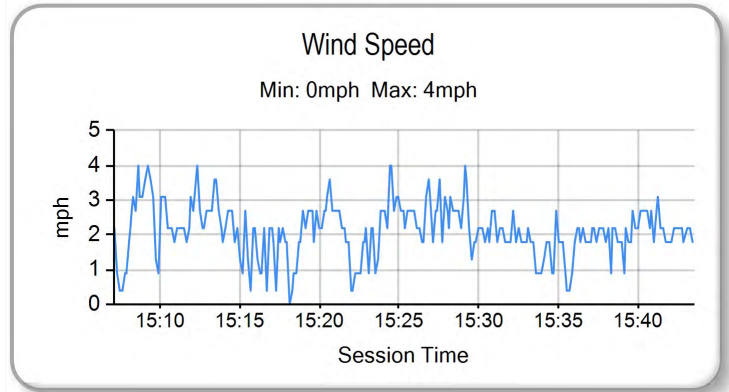
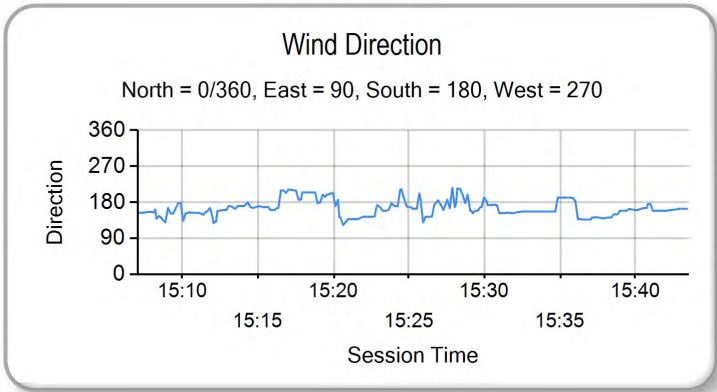
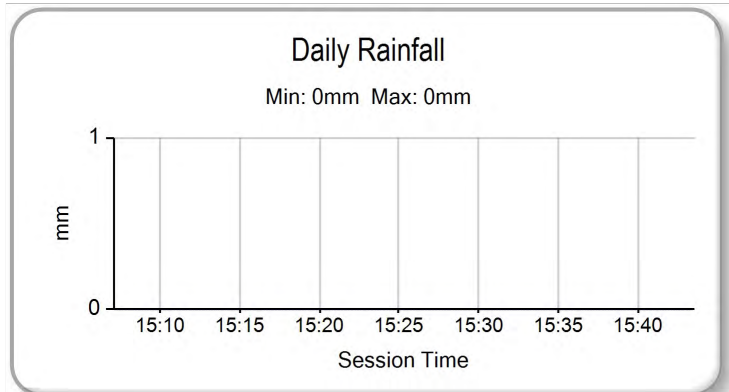
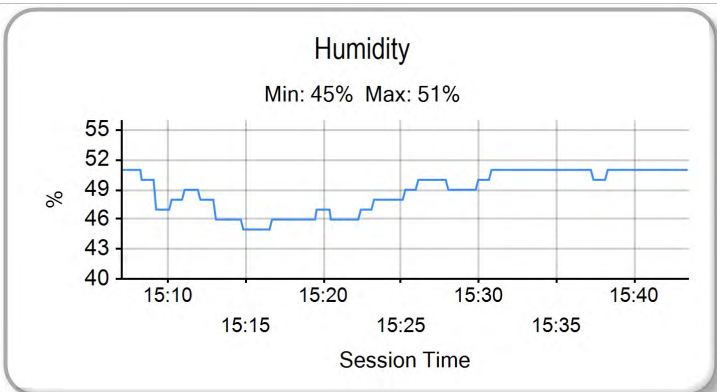
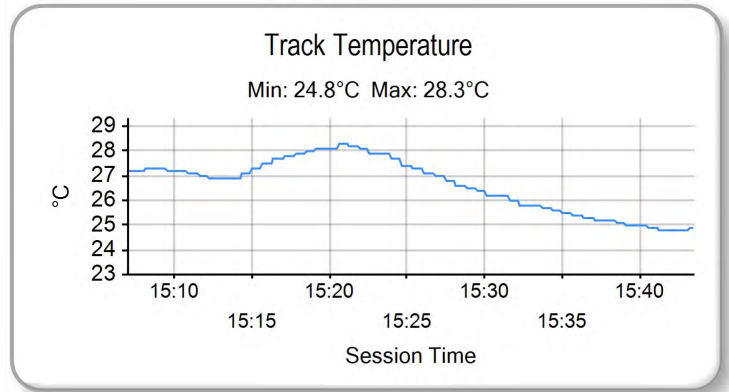
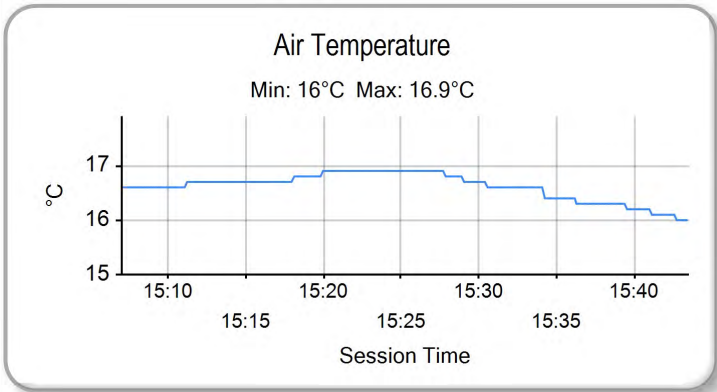
Printed - 15:47 Saturday, 07 September 2019

# MCRCB BULLETIN TK179

## 2019 Bennetts British Superbike Championship - Rock Oil Round 9

### 2019 HEL Performance British Motostar Championship

#### RACE 4 - WEATHER CONDITIONS



Weather / Track : Cloudy / Dry

Results can be found at [www.tsl-timing.com](http://www.tsl-timing.com)

Oulton Park International  
Circuit Length = 2.6920 miles  
Start: 15:20 Flag 15:41 End: 15:43

Printed - 15:47 Saturday, 07 September 2019

## 2019 HEL Performance British Motostar Championship

## MOTO 3 GP POINTS AFTER ROUND 11

		TOTAL	GAP	DIFF	Rounds																		Wins	Seconds	Thirds
					1	2	3	4	5	6	7	8	9	10	11	12	13	14	15	16	17	18			
1	Brandon PAASCH	175			25	25	20	25	20	20	20		20							3	5	0			
2	Asher DURHAM	175	0		13	13	13	13	11	11	25	25	13	25	13					3	0	0			
3	Joshua WHATLEY	147	28	28	11	10	9	11	13	16	16		25	20	16				1	1	3				
4	Scott SWANN	117	58	30	20	16	16		16	20	13		16						0	2	4				
5	Dan JONES	113	62	4		20	25				11	16	16		25				2	1	2				
6	Victor RODRIGUEZ	110	65	3			11	16	25	25		13	20						2	1	1				
7	Sam BURMAN	82	93	28	6	8	3	6	7	8	9	11	7	9	8				0	0	0				
8	Edmund BEST	72	103	10	10	11	8		10	13	10		10						0	0	0				
9	Jack NIXON	67	108	5	16		10	20					11	10					0	1	1				
10	Jamie DAVIS	61	114	6	9	9	6	9	9	10			9						0	0	0				
11	Sharni PINFOLD	57	118	4	7	6	5	8			8	10	6		7				0	0	0				
12	Jerry Van de BUNT	44	131	13			7	10					8	10	9				0	0	0				
13	Harry LEIGH	38	137	6	8	7	1	5	8	9									0	0	0				
14	Jake ARCHER	35	140	3									11	13	11				0	0	0				
15	Connor SELLORS	21	154	14	5	5	4	7											0	0	0				
16	Thomas SNOW	16	159	5						7	9								0	0	0				
17	Bradley WILSON	10	165	6	4				6										0	0	0				
18	Raul RODRIGUEZ	6	169	4			2	4											0	0	0				
19		0	175	6															0	0	0				
20		0	175	0															0	0	0				
21		0	175	0															0	0	0				
22		0	175	0															0	0	0				
23		0	175	0															0	0	0				
24		0	175	0															0	0	0				
25		0	175	0															0	0	0				

## 2019 HEL Performance British Motostar Championship

## MOTO 3 STANDARD POINTS AFTER ROUND 11

		TOTAL	GAP	DIFF																			Wins	Seconds	Thirds																
					1	2	3	4	5	6	7	8	9	10	11	12	13	14	15	16	17	18																			
						4th-6th May		Oulton Park International		14th-16th June		Brands Hatch GP		28th-30th June		Knockhill		2nd-3rd August		Thruxton		16th-18th August		Cadwell Park		6th-8th September		Oulton Park International		20th-22nd September		TT Circuit Assen		4th-6th October		Donington Park GP		18th-20th October		Brands Hatch GP	
1	Scott OGDEN	197			20	25	25	25	20	7				25	25	25			25	25	25															6	2	0			
2	Franco BOURNE	182	15		11	13	11	16	13	16	25	25	16	16	20																					2	1	4			
3	Cameron HORSMAN	170	27	12	25	20	20	20	25	20			20	20																						2	6	0			
4	Harvey CLARIDGE	109	88	61	10	10	10		16	25			11	11	16																					1	0	2			
5	Josh HIATT	97	100	12	6	9	8		11	11	13	16	10		13																					0	0	1			
6	Charlie FARRER	87	110	10	16	16	16		13				13	13																						0	0	3			
7	Jodie FIELDHOUSE	71	126	16	5	7	9				16	20	7	7																						0	1	1			
8	Jeremy KNIGHT	63	134	8	9		11				20	13	10																							0	1	0			
9	Corey TINKER	63	134	0	7	4	6	9	10				8	9	10																					0	0	0			
10	Rhys IRWIN	50	147	13	13	11	13	13																												0	0	0			
11	Annabel THOMAS	40	157	10	8	8	7	10	7																											0	0	0			
12	Jamie LYONS	34	163	6		6			8	9					11																					0	0	0			
13	Ross MAGUIRE	32	165	2			5	8	9	10																										0	0	0			
14	Kyal TINKER	32	165	0	4	5	2	7	6	8																										0	0	0			
15	Louis RENDELL	25	172	7									9	8	8																					0	0	0			
16	Calum BEACH	14	183	11	3	3	3	5																												0	0	0			
17	Bradley WILSON	11	186	3							11																									0	0	0			
18	Ash BARNES	10	187	1			4	6																												0	0	0			
19	Jack HART	9	188	1											9																					0	0	0			
20		0	197	9																																0	0	0			
21		0	197	0																																0	0	0			
22		0	197	0																																0	0	0			
23		0	197	0																																0	0	0			
24		0	197	0																																0	0	0			
25		0	197	0																																0	0	0			



ROW 8	24	88	Harry LEIGH	23	18	Jodie FIELDHOUSE	22	99	Jamie DAVIS					
ROW 7		21	45	Scott SWANN	1:53.189	20	48	Sharni PINFOLD	1:52.037	19	3	Louis RENDELL		
ROW 6		18	35	Jeremy KNIGHT	1:51.078	1:50.882	17	37	Corey TINKER	1:50.824	16	57	Josh HIATT	
ROW 5			15	20	Jack HART	1:50.786	1:50.550	14	77	Jamie LYONS	1:49.564	13	16	Harvey CLARIDGE
ROW 4		12	54	Sam BURMAN	1:48.994	1:48.446	11	17	Franco BOURNE	1:47.485	10	7	Edmund BEST	
ROW 3			9	72	Cameron HORSMAN	1:47.458	1:47.352	8	19	Scott OGDEN	1:45.964	7	14	Jack NIXON
ROW 2		6	21	Jerry van de BUNT	1:45.826	1:45.637	5	47	Jake ARCHER	1:45.351	4	64	Asher DURHAM	
ROW 1			3	70	Joshua WHATLEY	1:45.284	1:44.909	2	96	Brandon PAASCH	1:44.233	1	11	Dan JONES
													<b>Pole</b>	

Oulton Park International  
Circuit Length = 2.6920 miles

These results are provisional until the conclusion of any judicial and technical matters.

Race Director :	Stewards :	Timekeeper :
-----------------	------------	--------------

Results can be found at [www.britishsuperbike.com](http://www.britishsuperbike.com)

Printed - 15:49 Saturday, 07 September 2019





POS	NO	CL	PIC NAME	NAT	ENTRY	TIME	ON	LAPS	GAP	DIFF	MPH
1	64		1 Asher DURHAM	GBR	Mahindra - Microlise Cresswell Racing	1:44.627	5	5			92.62
2	45		2 Scott SWANN	GBR	IFS KTM - IFS Team Swann Racing	1:45.166	5	5	0.539	0.539	92.15
3	11		3 Dan JONES	GBR	KTM - City Lifting/RS Racing	1:45.171	3	3	0.544	0.005	92.14
4	70		4 Joshua WHATLEY	GBR	KTM - KRP	1:45.399	5	5	0.772	0.228	91.94
5	96		5 Brandon PAASCH	USA	KTM - FPW Racing	1:45.567	5	5	0.940	0.168	91.80
6	21		6 Jerry van de BUNT	NLD	Honda - Raha61/LJ-Racing	1:45.677	5	5	1.050	0.110	91.70
7	7		7 Edmund BEST	GBR	KTM - SymCirrus Motorsport	1:46.076	4	5	1.449	0.399	91.36
8	14		8 Jack NIXON	GBR	KTM - Santander Salt	1:46.253	5	5	1.626	0.177	91.20
9	47		9 Jake ARCHER	GBR	KTM - City Lifting/RS Racing	1:46.332	3	5	1.705	0.079	91.14
10	99		10 Jamie DAVIS	GBR	KTM - FPW Racing	1:47.937	4	4	3.310	1.605	89.78
11	72	S	1 Cameron HORSMAN	GBR	Honda - Nova Racing/SP 125	1:48.225	5	5	3.598	0.288	89.54
12	19	S	2 Scott OGDEN	GBR	Honda - Premium Motorhomes Scott Ogden Racing	1:48.340	5	5	3.713	0.115	89.45
13	54		11 Sam BURMAN	GBR	KTM - TeamWNT Burman Racing	1:48.953	3	5	4.326	0.613	88.94
14	16	S	3 Harvey CLARIDGE	GBR	Honda - Nova Racing/SP 125	1:49.463	5	5	4.836	0.510	88.53
15	77	S	4 Jamie LYONS	GBR	Honda - C&M Motors Ltd Racing	1:49.559	5	5	4.932	0.096	88.45
16	17	S	5 Franco BOURNE	GBR	Honda - Franco Bourne / SP125	1:49.759	5	5	5.132	0.200	88.29
17	37	S	6 Corey TINKER	GBR	Honda - Microlise Cresswell Racing	1:50.040	4	5	5.413	0.281	88.07
18	20	S	7 Jack HART	GBR	Honda - Stiggy Motorsport	1:50.085	4	5	5.458	0.045	88.03
19	88	S	8 Harry LEIGH	GBR	Honda - SymCirrus Motorsport	1:50.799	4	5	6.172	0.714	87.46
20	57	S	9 Josh HIATT	GBR	Honda - Sorrymate.com	1:50.811	3	5	6.184	0.012	87.45
21	3	S	10 Louis RENDELL	GBR	Honda - Microlise Cresswell Racing	1:51.791	3	5	7.164	0.980	86.69
22	35	S	11 Jeremy KNIGHT	GBR	Honda - Jeremy Knight Racing / SP125	1:52.195	5	5	7.568	0.404	86.37
23	18	S	12 Jodie FIELDHOUSE	GBR	Honda - Go Pink Racing	1:53.081	4	5	8.454	0.886	85.70
24	48		12 Sharni PINFOLD	AUS	Honda - City Lifting/RS Racing	1:53.854	4	5	9.227	0.773	85.12

Weather / Track : Cloudy / Dry

These results are provisional until the conclusion of any judicial and technical matters.

Oulton Park International  
Circuit Length = 2.6920 miles  
Start: 12:28 Flag 12:36 End: 12:39

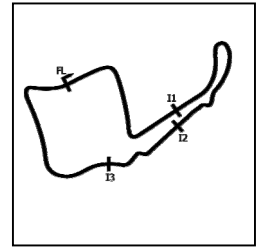
Race Director :	Stewards :	Timekeeper :
-----------------	------------	--------------

Results can be found at [www.britishsuperbike.com](http://www.britishsuperbike.com)

Printed - 12:39 Sunday, 08 September 2019



## WARM UP - SECTOR ANALYSIS



SECTOR 1 = FL to I1, SECTOR 2 = I1 to I2 SECTOR 3 = I2 to I3, SECTOR 4 = I3 to FL, DIFF = Difference To Personal Best Lap, P = Crossed Finish Line in Pit Lane, D = Time Disallowed

P1 64		Asher DURHAM						Mahindra - Microlise Cresswell Racing			
IDEAL LAP TIME : 1:44.627		BEST LAP TIME : 1:44.627				DIFFERENCE : 0.000					
LAP	SECTOR 1	SECTOR 2		SECTOR 3		SECTOR 4		LAP TIME	MPH	DIFF	TIME OF DAY
1 -	OUTLAP	<b>120.4</b>	30.366	95.0	21.644	<b>107.8</b>	29.637	113.9			12:30:21.636
2 -	26.340	119.4	29.328	<b>97.3</b>	20.851	107.7	29.026	<b>115.9</b>	1:45.545	91.82	0.918 12:32:07.181
3 -	26.088	120.2	29.131	96.5	20.822	107.5	29.060	113.5	1:45.101 (3)	92.20	0.474 12:33:52.282
4 -	26.133	119.6	29.208	96.9	20.700	<b>107.8</b>	28.924	114.1	1:44.965 (2)	92.32	0.338 12:35:37.247
5 -	<b>26.056</b>	119.8	<b>29.048</b>	97.2	<b>20.628</b>	<b>107.8</b>	<b>28.895</b>	114.1	<b>1:44.627</b> (1)	<b>92.62</b>	<b>12:37:21.874</b>

P2 45		Scott SWANN						IFS KTM - IFS Team Swann Racing			
IDEAL LAP TIME : 1:45.166		BEST LAP TIME : 1:45.166				DIFFERENCE : 0.000					
LAP	SECTOR 1	SECTOR 2		SECTOR 3		SECTOR 4		LAP TIME	MPH	DIFF	TIME OF DAY
1 -	OUTLAP	<b>121.3</b>	31.267	97.8	22.026	109.6	29.848	115.7			12:30:23.928
2 -	26.680	<b>121.3</b>	30.008	98.8	21.199	108.9	29.115	<b>116.9</b>	1:47.002	90.57	1.836 12:32:10.930
3 -	26.716	<b>121.3</b>	29.604	<b>98.9</b>	20.841	<b>111.4</b>	29.540	114.9	1:46.701 (3)	90.82	1.535 12:33:57.631
4 -	26.301	120.6	29.513	97.1	20.880	110.1	29.048	115.5	1:45.742 (2)	91.65	0.576 12:35:43.373
5 -	<b>26.191</b>	121.1	<b>29.324</b>	97.3	<b>20.794</b>	109.6	<b>28.857</b>	115.7	<b>1:45.166</b> (1)	<b>92.15</b>	<b>12:37:28.539</b>

P3 11		Dan JONES						KTM - City Lifting/RS Racing			
IDEAL LAP TIME : 1:44.775		BEST LAP TIME : 1:45.171				DIFFERENCE : 0.396					
LAP	SECTOR 1	SECTOR 2		SECTOR 3		SECTOR 4		LAP TIME	MPH	DIFF	TIME OF DAY
1 -	OUTLAP	120.2	29.909	95.0	22.135	82.2	IN PIT		P		12:30:36.402
2 -	OUTLAP	119.6	29.497	98.3	<b>20.944</b>	110.0	28.988	116.7	1:56.356	83.29	11.185 12:32:32.758
3 -	<b>25.823</b>	<b>123.8</b>	<b>29.072</b>	<b>99.1</b>	21.340	<b>110.5</b>	<b>28.936</b>	<b>116.9</b>	<b>1:45.171</b> (1)	<b>92.14</b>	<b>12:34:17.929</b>

P4 70		Joshua WHATLEY						KTM - KRP			
IDEAL LAP TIME : 1:45.136		BEST LAP TIME : 1:45.399				DIFFERENCE : 0.263					
LAP	SECTOR 1	SECTOR 2		SECTOR 3		SECTOR 4		LAP TIME	MPH	DIFF	TIME OF DAY
1 -	OUTLAP	122.2	30.514	<b>98.9</b>	21.369	<b>111.1</b>	41.542	115.1			12:30:31.164
2 -	27.856	122.9	30.499	91.3	21.690	110.5	29.260	<b>117.3</b>	1:49.305	88.66	3.906 12:32:20.469
3 -	26.387	123.3	<b>29.290</b>	<b>98.9</b>	21.150	110.7	29.131	116.7	1:45.958 (3)	91.46	0.559 12:34:06.427
4 -	<b>26.172</b>	<b>123.5</b>	29.643	98.5	20.887	110.0	<b>28.954</b>	116.3	1:45.656 (2)	91.72	0.257 12:35:52.083
5 -	26.177	120.6	29.364	97.2	<b>20.720</b>	110.7	29.138	115.9	<b>1:45.399</b> (1)	<b>91.94</b>	<b>12:37:37.482</b>

P5 96		Brandon PAASCH						KTM - FPW Racing			
IDEAL LAP TIME : 1:45.567		BEST LAP TIME : 1:45.567				DIFFERENCE : 0.000					
LAP	SECTOR 1	SECTOR 2		SECTOR 3		SECTOR 4		LAP TIME	MPH	DIFF	TIME OF DAY
1 -	OUTLAP	118.7	31.607	91.1	22.702	104.5	30.612	112.5			12:30:39.702
2 -	27.212	121.3	30.529	92.9	21.838	107.3	29.946	113.9	1:49.525	88.48	3.958 12:32:29.227
3 -	26.351	122.0	29.621	95.5	21.049	109.2	29.090	115.1	1:46.111 (2)	91.33	0.544 12:34:15.338
4 -	26.208	<b>122.2</b>	29.789	<b>97.9</b>	21.122	<b>109.8</b>	29.023	114.7	1:46.142 (3)	91.30	0.575 12:36:01.480
5 -	<b>26.195</b>	<b>122.2</b>	<b>29.564</b>	96.5	<b>20.789</b>	109.2	<b>29.019</b>	<b>115.5</b>	<b>1:45.567</b> (1)	<b>91.80</b>	<b>12:37:47.047</b>

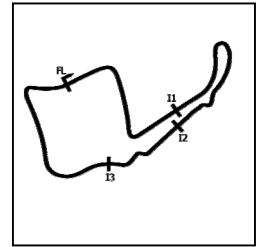
P6 21		Jerry van de BUNT						Honda - Raha61/LJ-Racing			
IDEAL LAP TIME : 1:45.677		BEST LAP TIME : 1:45.677				DIFFERENCE : 0.000					
LAP	SECTOR 1	SECTOR 2		SECTOR 3		SECTOR 4		LAP TIME	MPH	DIFF	TIME OF DAY
1 -	OUTLAP	122.4	31.658	96.1	21.834	108.7	30.532	115.1			12:30:22.661
2 -	26.925	<b>123.8</b>	30.096	96.9	21.155	108.2	29.955	113.5	1:48.131	89.62	2.454 12:32:10.792
3 -	26.559	121.5	29.728	97.2	20.903	108.9	29.570	114.1	1:46.760 (3)	90.77	1.083 12:33:57.552
4 -	26.582	123.5	29.671	98.1	20.817	<b>109.8</b>	29.399	115.1	1:46.469 (2)	91.02	0.792 12:35:44.021
5 -	<b>26.243</b>	123.3	<b>29.381</b>	<b>98.3</b>	<b>20.674</b>	109.2	<b>29.379</b>	<b>115.3</b>	<b>1:45.677</b> (1)	<b>91.70</b>	<b>12:37:29.698</b>

**MCRCB BULLETIN TK233**

**2019 Bennetts British Superbike Championship - Rock Oil Round 9**

**2019 HEL Performance British Motostar Championship**

**WARM UP - SECTOR ANALYSIS**



SECTOR 1 = FL to I1, SECTOR 2 = I1 to I2 SECTOR 3 = I2 to I3, SECTOR 4 = I3 to FL, DIFF = Difference To Personal Best Lap, P = Crossed Finish Line in Pit Lane, D = Time Disallowed

<b>P7 7</b>		<b>Edmund BEST</b>				KTM - SymCirrus Motorsport						
IDEAL LAP TIME : 1:45.879		BEST LAP TIME : 1:46.076				DIFFERENCE : 0.197						
LAP	SECTOR 1	SECTOR 2		SECTOR 3		SECTOR 4		LAP TIME	MPH	DIFF	TIME OF DAY	
1 -	OUTLAP	117.1	30.274	94.9	21.552	106.0	29.864	112.0			12:30:19.158	
2 -	26.935	116.5	29.929	95.3	21.316	105.1	29.792	112.4	1:47.972	89.75	1.896	12:32:07.130
3 -	26.696	117.9	29.502	<b>96.0</b>	20.992	106.0	29.433	<b>112.9</b>	1:46.623 (3)	90.89	0.547	12:33:53.753
4 -	26.400	118.1	<b>29.381</b>	95.8	20.869	106.3	29.426	112.5	<b>1:46.076 (1)</b>	<b>91.36</b>		<b>12:35:39.829</b>
5 -	<b>26.297</b>	<b>118.7</b>	29.598	95.8	<b>20.839</b>	<b>106.5</b>	<b>29.362</b>	112.7	1:46.096 (2)	91.34	0.020	12:37:25.925

<b>P8 14</b>		<b>Jack NIXON</b>				KTM - Santander Salt						
IDEAL LAP TIME : 1:46.155		BEST LAP TIME : 1:46.253				DIFFERENCE : 0.098						
LAP	SECTOR 1	SECTOR 2		SECTOR 3		SECTOR 4		LAP TIME	MPH	DIFF	TIME OF DAY	
1 -	OUTLAP	118.5	31.421	96.8	21.745	108.4	29.647	115.5			12:30:25.672	
2 -	26.567	<b>122.6</b>	29.895	<b>98.9</b>	21.152	103.5	<b>29.254</b>	<b>116.5</b>	1:46.868 (3)	90.68	0.615	12:32:12.540
3 -	26.470	120.6	29.838	98.1	21.253	108.9	29.354	114.7	1:46.915	90.64	0.662	12:33:59.455
4 -	26.405	120.0	29.871	97.6	21.166	<b>110.1</b>	29.301	114.1	1:46.743 (2)	90.79	0.490	12:35:46.198
5 -	<b>26.188</b>	120.2	<b>29.629</b>	97.8	<b>21.084</b>	109.1	29.352	114.9	<b>1:46.253 (1)</b>	<b>91.20</b>		<b>12:37:32.451</b>

<b>P9 47</b>		<b>Jake ARCHER</b>				KTM - City Lifting/RS Racing						
IDEAL LAP TIME : 1:46.093		BEST LAP TIME : 1:46.332				DIFFERENCE : 0.239						
LAP	SECTOR 1	SECTOR 2		SECTOR 3		SECTOR 4		LAP TIME	MPH	DIFF	TIME OF DAY	
1 -	OUTLAP	118.9	30.335	96.9	21.320	105.8	IN PIT			<b>P</b>	12:30:35.891	
2 -	OUTLAP	114.7	29.936	<b>97.2</b>	21.059	108.5	<b>29.192</b>	115.1	1:57.699	82.33	11.367	12:32:33.590
3 -	<b>26.416</b>	121.5	<b>29.603</b>	96.9	21.086	<b>108.7</b>	29.227	<b>116.5</b>	<b>1:46.332 (1)</b>	<b>91.14</b>		<b>12:34:19.922</b>
4 -	26.702	118.9	29.715	97.1	<b>20.882</b>	<b>108.7</b>	29.697	114.9	1:46.996 (3)	90.57	0.664	12:36:06.918
5 -	26.563	<b>121.7</b>	29.885	<b>97.2</b>	21.004	108.0	29.395	114.9	1:46.847 (2)	90.70	0.515	12:37:53.765

<b>P10 99</b>		<b>Jamie DAVIS</b>				KTM - FPW Racing						
IDEAL LAP TIME : 1:47.922		BEST LAP TIME : 1:47.937				DIFFERENCE : 0.015						
LAP	SECTOR 1	SECTOR 2		SECTOR 3		SECTOR 4		LAP TIME	MPH	DIFF	TIME OF DAY	
1 -	OUTLAP	112.5	31.683	94.5	22.823	104.6	30.534	113.1			12:30:39.553	
2 -	27.278	118.5	30.430	96.1	21.942	107.2	29.932	114.1	1:49.582 (3)	88.43	1.645	12:32:29.135
3 -	26.747	<b>121.1</b>	30.610	<b>96.2</b>	21.730	<b>107.3</b>	30.144	<b>114.3</b>	1:49.231 (2)	88.72	1.294	12:34:18.366
4 -	26.565	119.8	<b>30.043</b>	<b>96.2</b>	<b>21.596</b>	107.0	<b>29.733</b>	113.7	<b>1:47.937 (1)</b>	<b>89.78</b>		<b>12:36:06.303</b>

<b>P11 72 S</b>		<b>Cameron HORSMAN</b>				Honda - Nova Racing/SP 125						
IDEAL LAP TIME : 1:48.102		BEST LAP TIME : 1:48.225				DIFFERENCE : 0.123						
LAP	SECTOR 1	SECTOR 2		SECTOR 3		SECTOR 4		LAP TIME	MPH	DIFF	TIME OF DAY	
1 -	OUTLAP	113.9	31.213	91.9	21.872	102.4	30.739	109.2			12:30:24.005	
2 -	27.088	113.3	30.352	91.8	21.536	<b>102.9</b>	29.940	<b>110.5</b>	1:48.916 (2)	88.97	0.691	12:32:12.921
3 -	<b>26.968</b>	<b>115.3</b>	30.399	93.3	21.998	94.6	30.697	108.9	1:50.062 (3)	88.05	1.837	12:34:02.983
4 -	26.984	114.9	30.146	<b>93.4</b>	23.239	81.4	30.666	108.5	1:51.035	87.28	2.810	12:35:54.018
5 -	27.091	114.3	<b>29.914</b>	92.6	<b>21.390</b>	102.4	<b>29.830</b>	108.7	<b>1:48.225 (1)</b>	<b>89.54</b>		<b>12:37:42.243</b>

<b>P12 19 S</b>		<b>Scott OGDEN</b>				Honda - Premium Motorhomes Scott Ogden Racing						
IDEAL LAP TIME : 1:48.233		BEST LAP TIME : 1:48.340				DIFFERENCE : 0.107						
LAP	SECTOR 1	SECTOR 2		SECTOR 3		SECTOR 4		LAP TIME	MPH	DIFF	TIME OF DAY	
1 -	OUTLAP	109.4	31.466	91.1	21.868	100.6	30.971	107.2			12:30:23.983	
2 -	27.388	114.3	30.213	92.5	21.634	<b>102.4</b>	30.082	<b>108.9</b>	1:49.317 (3)	88.65	0.977	12:32:13.300
3 -	<b>26.935</b>	<b>114.9</b>	30.274	<b>92.9</b>	21.648	101.9	30.027	107.5	1:48.884 (2)	89.00	0.544	12:34:02.184
4 -	27.140	112.9	30.405	91.4	22.313	94.9	30.702	107.7	1:50.560	87.65	2.220	12:35:52.744
5 -	27.042	112.5	<b>29.980</b>	91.5	<b>21.352</b>	101.6	<b>29.966</b>	107.7	<b>1:48.340 (1)</b>	<b>89.45</b>		<b>12:37:41.084</b>

Weather / Track : Cloudy / Dry

Oulton Park International  
 Circuit Length = 2.6920 miles  
 Start: 12:28 Flag 12:36 End: 12:39

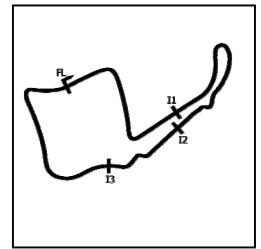


**MCRCB BULLETIN TK233**

**2019 Bennetts British Superbike Championship - Rock Oil Round 9**

**2019 HEL Performance British Motostar Championship**

**WARM UP - SECTOR ANALYSIS**



SECTOR 1 = FL to I1, SECTOR 2 = I1 to I2 SECTOR 3 = I2 to I3, SECTOR 4 = I3 to FL, DIFF = Difference To Personal Best Lap, P = Crossed Finish Line in Pit Lane, D = Time Disallowed

<b>P13 54</b>		<b>Sam BURMAN</b>				KTM - TeamWNT Burman Racing						
IDEAL LAP TIME : 1:48.792		BEST LAP TIME : 1:48.953				DIFFERENCE : 0.161						
LAP	SECTOR 1	SECTOR 2		SECTOR 3		SECTOR 4		LAP TIME	MPH	DIFF	TIME OF DAY	
1 -	OUTLAP	117.7	31.205	96.9	22.039	107.3	30.550	113.7			12:30:22.357	
2 -	27.134	119.6	30.947	97.5	22.079	<b>108.5</b>	29.945	114.3	1:50.105	88.01	1.152	12:32:12.462
3 -	<b>27.090</b>	<b>120.9</b>	<b>30.378</b>	97.5	21.633	107.8	29.852	<b>115.1</b>	<b>1:48.953 (1)</b>	<b>88.94</b>		<b>12:34:01.415</b>
4 -	27.277	119.4	30.701	<b>97.8</b>	21.851	108.4	29.860	114.5	1:49.689 (3)	88.35	0.736	12:35:51.104
5 -	27.157	118.9	30.575	97.5	<b>21.538</b>	108.4	<b>29.786</b>	<b>115.1</b>	1:49.056 (2)	88.86	0.103	12:37:40.160

<b>P14 16 S</b>		<b>Harvey CLARIDGE</b>				Honda - Nova Racing/SP 125						
IDEAL LAP TIME : 1:49.366		BEST LAP TIME : 1:49.463				DIFFERENCE : 0.097						
LAP	SECTOR 1	SECTOR 2		SECTOR 3		SECTOR 4		LAP TIME	MPH	DIFF	TIME OF DAY	
1 -	OUTLAP	112.0	31.855	<b>92.1</b>	22.196	100.4	30.719	<b>109.1</b>			12:30:24.655	
2 -	27.551	<b>113.7</b>	30.648	<b>92.1</b>	21.729	101.5	30.351	108.4	1:50.279	87.87	0.816	12:32:14.934
3 -	27.263	112.5	30.719	91.5	21.632	101.6	30.443	106.8	1:50.057 (3)	88.05	0.594	12:34:04.991
4 -	27.391	112.2	30.646	91.9	21.574	<b>101.8</b>	<b>30.109</b>	108.4	1:49.720 (2)	88.32	0.257	12:35:54.711
5 -	<b>27.122</b>	<b>113.7</b>	<b>30.627</b>	92.0	<b>21.508</b>	101.6	30.206	107.3	<b>1:49.463 (1)</b>	<b>88.53</b>		<b>12:37:44.174</b>

<b>P15 77 S</b>		<b>Jamie LYONS</b>				Honda - C&M Motors Ltd Racing						
IDEAL LAP TIME : 1:49.445		BEST LAP TIME : 1:49.559				DIFFERENCE : 0.114						
LAP	SECTOR 1	SECTOR 2		SECTOR 3		SECTOR 4		LAP TIME	MPH	DIFF	TIME OF DAY	
1 -	OUTLAP	111.4	32.537	90.5	23.068	101.3	31.078	106.5			12:30:28.221	
2 -	27.786	112.4	30.794	90.8	22.249	100.4	30.558	106.8	1:51.387	87.00	1.828	12:32:19.608
3 -	27.344	112.2	30.561	<b>92.0</b>	21.958	101.2	30.264	<b>107.0</b>	1:50.127 (3)	88.00	0.568	12:34:09.735
4 -	<b>27.196</b>	<b>112.5</b>	<b>30.403</b>	<b>92.0</b>	<b>21.642</b>	<b>102.7</b>	30.592	106.6	1:49.833 (2)	88.23	0.274	12:35:59.568
5 -	27.251	112.2	30.438	91.1	21.666	101.3	<b>30.204</b>	106.1	<b>1:49.559 (1)</b>	<b>88.45</b>		<b>12:37:49.127</b>

<b>P16 17 S</b>		<b>Franco BOURNE</b>				Honda - Franco Bourne / SP125						
IDEAL LAP TIME : 1:49.582		BEST LAP TIME : 1:49.759				DIFFERENCE : 0.177						
LAP	SECTOR 1	SECTOR 2		SECTOR 3		SECTOR 4		LAP TIME	MPH	DIFF	TIME OF DAY	
1 -	OUTLAP	111.1	32.558	87.3	23.601	93.2	32.048	101.3			12:30:30.103	
2 -	28.440	111.6	30.906	90.4	22.791	<b>102.1</b>	30.529	107.7	1:52.666	86.01	2.907	12:32:22.769
3 -	<b>27.447</b>	<b>114.9</b>	30.721	91.0	21.786	100.9	30.356	106.3	1:50.310 (3)	87.85	0.551	12:34:13.079
4 -	27.577	112.9	<b>30.313</b>	<b>91.5</b>	21.965	101.9	30.272	106.5	1:50.127 (2)	88.00	0.368	12:36:03.206
5 -	27.452	112.7	30.485	<b>91.5</b>	<b>21.656</b>	101.8	<b>30.166</b>	<b>108.0</b>	<b>1:49.759 (1)</b>	<b>88.29</b>		<b>12:37:52.965</b>

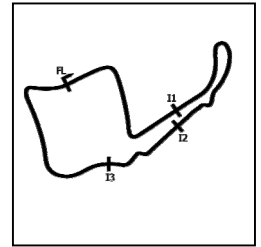
<b>P17 37 S</b>		<b>Corey TINKER</b>				Honda - Microlise Cresswell Racing						
IDEAL LAP TIME : 1:50.015		BEST LAP TIME : 1:50.040				DIFFERENCE : 0.025						
LAP	SECTOR 1	SECTOR 2		SECTOR 3		SECTOR 4		LAP TIME	MPH	DIFF	TIME OF DAY	
1 -	OUTLAP	113.5	32.422	92.9	22.452	102.6	31.285	108.5			12:30:29.922	
2 -	27.873	<b>114.9</b>	31.568	91.3	21.995	102.4	30.784	107.0	1:52.220	86.35	2.180	12:32:22.142
3 -	27.994	112.9	30.964	<b>93.7</b>	21.808	103.4	30.456	108.4	1:51.222 (3)	87.13	1.182	12:34:13.364
4 -	<b>27.448</b>	113.9	<b>30.543</b>	92.9	21.685	<b>104.3</b>	<b>30.364</b>	<b>108.7</b>	<b>1:50.040 (1)</b>	<b>88.07</b>		<b>12:36:03.404</b>
5 -	27.528	114.3	30.761	92.6	<b>21.660</b>	103.5	30.540	107.0	1:50.489 (2)	87.71	0.449	12:37:53.893

<b>P18 20 S</b>		<b>Jack HART</b>				Honda - Stiggy Motorsport						
IDEAL LAP TIME : 1:49.931		BEST LAP TIME : 1:50.085				DIFFERENCE : 0.154						
LAP	SECTOR 1	SECTOR 2		SECTOR 3		SECTOR 4		LAP TIME	MPH	DIFF	TIME OF DAY	
1 -	OUTLAP	110.9	32.320	90.5	22.952	101.3	31.547	107.0			12:30:30.470	
2 -	28.129	<b>115.7</b>	31.154	92.9	22.728	101.6	30.922	107.7	1:52.933	85.81	2.848	12:32:23.403
3 -	27.470	114.5	<b>30.704</b>	92.4	21.667	103.0	<b>30.315</b>	<b>109.4</b>	1:50.156 (2)	87.97	0.071	12:34:13.559
4 -	27.421	114.9	30.747	<b>93.0</b>	<b>21.574</b>	<b>103.7</b>	30.343	109.1	<b>1:50.085 (1)</b>	<b>88.03</b>		<b>12:36:03.644</b>
5 -	<b>27.338</b>	115.5	30.927	92.8	21.591	103.5	30.493	107.5	1:50.349 (3)	87.82	0.264	12:37:53.993

Weather / Track : Cloudy / Dry

Oulton Park International  
Circuit Length = 2.6920 miles  
Start: 12:28 Flag 12:36 End: 12:39

## WARM UP - SECTOR ANALYSIS



SECTOR 1 = FL to I1, SECTOR 2 = I1 to I2 SECTOR 3 = I2 to I3, SECTOR 4 = I3 to FL, DIFF = Difference To Personal Best Lap, P = Crossed Finish Line in Pit Lane, D = Time Disallowed

P19 88 S Harry LEIGH		Honda - SymCircus Motorsport							
IDEAL LAP TIME : 1:50.481		BEST LAP TIME : 1:50.799		DIFFERENCE : 0.318					
LAP	SECTOR 1	SECTOR 2	SECTOR 3	SECTOR 4	LAP TIME	MPH	DIFF	TIME OF DAY	
1 -	OUTLAP	112.4	32.699	92.4	22.570	102.2	31.454	108.5	12:30:28.643
2 -	27.902	111.8	31.171	92.0	21.989	102.7	<b>30.268</b>	<b>109.8</b>	1:51.330 87.05 0.531 12:32:19.973
3 -	27.788	111.1	<b>30.938</b>	<b>93.0</b>	<b>21.691</b>	<b>102.9</b>	30.409	108.2	1:50.826 (2) 87.44 0.027 12:34:10.799
4 -	27.680	112.5	31.085	92.5	21.722	102.7	30.312	108.7	<b>1:50.799 (1) 87.46 12:36:01.598</b>
5 -	<b>27.584</b>	<b>114.5</b>	31.065	92.6	21.979	101.2	30.523	108.4	1:51.151 (3) 87.19 0.352 12:37:52.749

P20 57 S Josh HIATT		Honda - Sorrymate.com							
IDEAL LAP TIME : 1:50.659		BEST LAP TIME : 1:50.811		DIFFERENCE : 0.152					
LAP	SECTOR 1	SECTOR 2	SECTOR 3	SECTOR 4	LAP TIME	MPH	DIFF	TIME OF DAY	
1 -	OUTLAP	112.0	31.874	90.0	22.333	100.1	30.818	<b>107.8</b>	12:30:26.240
2 -	27.852	<b>112.4</b>	30.796	<b>91.5</b>	<b>21.768</b>	100.1	30.586	106.6	1:51.002 (2) 87.30 0.191 12:32:17.242
3 -	<b>27.675</b>	111.4	30.864	91.0	21.817	100.7	<b>30.455</b>	107.0	<b>1:50.811 (1) 87.45 12:34:08.053</b>
4 -	27.845	111.6	30.983	90.5	21.894	100.4	30.505	106.1	1:51.227 87.13 0.416 12:35:59.280
5 -	27.956	111.8	<b>30.761</b>	91.3	21.799	<b>100.9</b>	30.514	106.6	1:51.030 (3) 87.28 0.219 12:37:50.310

P21 3 S Louis RENDELL		Honda - Microlise Cresswell Racing							
IDEAL LAP TIME : 1:51.367		BEST LAP TIME : 1:51.791		DIFFERENCE : 0.424					
LAP	SECTOR 1	SECTOR 2	SECTOR 3	SECTOR 4	LAP TIME	MPH	DIFF	TIME OF DAY	
1 -	OUTLAP	109.8	32.541	90.1	22.368	101.2	31.083	108.9	12:30:30.897
2 -	28.369	<b>113.7</b>	<b>31.053</b>	<b>93.0</b>	22.240	<b>102.1</b>	31.077	<b>109.1</b>	0.948 12:32:23.636
3 -	28.079	112.0	31.355	90.6	<b>21.958</b>	101.3	<b>30.399</b>	107.7	<b>1:51.791 (1) 86.69 12:34:15.427</b>
4 -	<b>27.957</b>	111.8	31.541	90.4	22.051	101.9	30.628	107.3	1:52.177 (2) 86.39 0.386 12:36:07.604
5 -	27.975	112.0	32.020	90.0	22.271	100.6	31.201	103.0	1:53.467 85.41 1.676 12:38:01.071

P22 35 S Jeremy KNIGHT		Honda - Jeremy Knight Racing / SP125							
IDEAL LAP TIME : 1:51.994		BEST LAP TIME : 1:52.195		DIFFERENCE : 0.201					
LAP	SECTOR 1	SECTOR 2	SECTOR 3	SECTOR 4	LAP TIME	MPH	DIFF	TIME OF DAY	
1 -	OUTLAP	110.3	32.375	89.1	22.555	98.8	31.953	105.0	12:30:32.651
2 -	28.299	110.1	31.701	87.7	22.334	99.5	31.081	106.5	1:53.415 85.44 1.220 12:32:26.066
3 -	<b>27.883</b>	111.1	31.388	89.9	22.222	99.4	31.058	<b>107.0</b>	1:52.551 (3) 86.10 0.356 12:34:18.617
4 -	27.988	<b>111.4</b>	<b>31.190</b>	<b>90.0</b>	22.131	99.8	30.935	106.0	1:52.244 (2) 86.34 0.049 12:36:10.861
5 -	27.903	111.2	31.371	89.9	<b>22.070</b>	<b>100.4</b>	<b>30.851</b>	106.3	<b>1:52.195 (1) 86.37 12:38:03.056</b>

P23 18 S Jodie FIELDHOUSE		Honda - Go Pink Racing							
IDEAL LAP TIME : 1:52.445		BEST LAP TIME : 1:53.081		DIFFERENCE : 0.636					
LAP	SECTOR 1	SECTOR 2	SECTOR 3	SECTOR 4	LAP TIME	MPH	DIFF	TIME OF DAY	
1 -	OUTLAP	112.2	33.105	91.1	22.713	102.6	31.329	108.0	12:30:32.760
2 -	28.796	113.7	31.755	<b>92.0</b>	22.136	<b>102.9</b>	30.986	109.2	1:53.673 85.25 0.592 12:32:26.433
3 -	<b>28.436</b>	113.7	31.605	91.9	22.660	101.2	30.698	<b>109.4</b>	1:53.399 (2) 85.46 0.318 12:34:19.832
4 -	28.859	112.7	31.555	91.5	<b>22.023</b>	<b>102.9</b>	<b>30.644</b>	108.7	<b>1:53.081 (1) 85.70 12:36:12.913</b>
5 -	28.441	<b>114.1</b>	<b>31.342</b>	91.6	22.328	100.9	31.365	108.0	1:53.476 (3) 85.40 0.395 12:38:06.389

P24 48 Sharni PINFOLD		Honda - City Lifting/RS Racing							
IDEAL LAP TIME : 1:53.652		BEST LAP TIME : 1:53.854		DIFFERENCE : 0.202					
LAP	SECTOR 1	SECTOR 2	SECTOR 3	SECTOR 4	LAP TIME	MPH	DIFF	TIME OF DAY	
1 -	OUTLAP	113.5	33.064	91.5	23.169	101.3	31.825	<b>109.1</b>	12:30:28.880
2 -	28.447	114.1	31.924	90.3	22.875	101.9	31.378	<b>109.1</b>	1:54.624 (3) 84.54 0.770 12:32:23.504
3 -	28.571	<b>115.3</b>	32.011	90.9	22.751	101.3	31.430	107.8	1:54.763 84.44 0.909 12:34:18.267
4 -	28.403	112.5	<b>31.891</b>	<b>92.0</b>	<b>22.449</b>	<b>102.6</b>	<b>31.111</b>	108.5	<b>1:53.854 (1) 85.12 12:36:12.121</b>
5 -	<b>28.201</b>	113.9	32.000	90.8	22.621	100.9	31.304	107.8	1:54.126 (2) 84.91 0.272 12:38:06.247

# MCRCB BULLETIN TK234

## 2019 Bennetts British Superbike Championship - Rock Oil Round 9

### 2019 HEL Performance British Motostar Championship

#### WARM UP - BEST SECTORS

SECTOR 1				SECTOR 2				SECTOR 3				SECTOR 4				IDEAL / BEST COMPARISON			
POS	NO	NAME	TIME	NO	NAME	TIME	NO	NAME	TIME	NO	NAME	TIME	POS	NO	NAME	IDEAL	BEST	DIFF	
																<b>PERFECT LAP</b>	<b>1:44.356</b>		
1	11	JONES	25.823	64	DURHAM	29.048	64	DURHAM	20.628	45	SWANN	28.857	1	64	DURHAM	1:44.627	1:44.627	0.000	
2	64	DURHAM	26.056	11	JONES	29.072	21	van de	20.674	64	DURHAM	28.895	2	11	JONES	1:44.775	1:45.171	0.396	
3	70	WHATLEY	26.172	70	WHATLEY	29.290	70	WHATLEY	20.720	11	JONES	28.936	3	70	WHATLEY	1:45.136	1:45.399	0.263	
4	14	NIXON	26.188	45	SWANN	29.324	96	PAASCH	20.789	70	WHATLEY	28.954	4	45	SWANN	1:45.166	1:45.166	0.000	
5	45	SWANN	26.191	21	van de	29.381	45	SWANN	20.794	96	PAASCH	29.019	5	96	PAASCH	1:45.567	1:45.567	0.000	
6	96	PAASCH	26.195	7	BEST	29.381	7	BEST	20.839	47	ARCHER	29.192	6	21	van de BUNT	1:45.677	1:45.677	0.000	
7	21	van de	26.243	96	PAASCH	29.564	47	ARCHER	20.882	14	NIXON	29.254	7	7	BEST	1:45.879	1:46.076	0.197	
8	7	BEST	26.297	47	ARCHER	29.603	11	JONES	20.944	7	BEST	29.362	8	47	ARCHER	1:46.093	1:46.332	0.239	
9	47	ARCHER	26.416	14	NIXON	29.629	14	NIXON	21.084	21	van de	29.379	9	14	NIXON	1:46.155	1:46.253	0.098	
10	99	DAVIS	26.550	72	HORSMAN	29.914	19	OGDEN	21.352	99	DAVIS	29.733	10	99	DAVIS	1:47.922	1:47.937	0.015	
11	19	OGDEN	26.935	19	OGDEN	29.980	72	HORSMAN	21.390	54	BURMAN	29.786	11	72	HORSMAN	1:48.102	1:48.225	0.123	
12	72	HORSMAN	26.968	99	DAVIS	30.043	16	CLARIDG	21.508	72	HORSMAN	29.830	12	19	OGDEN	1:48.233	1:48.340	0.107	
13	54	BURMAN	27.090	17	BOURNE	30.313	54	BURMAN	21.538	19	OGDEN	29.966	13	54	BURMAN	1:48.792	1:48.953	0.161	
14	16	CLARIDG	27.122	54	BURMAN	30.378	20	HART	21.574	16	CLARIDG	30.109	14	16	CLARIDG	1:49.366	1:49.463	0.097	
15	77	LYONS	27.196	77	LYONS	30.403	99	DAVIS	21.596	17	BOURNE	30.166	15	77	LYONS	1:49.445	1:49.559	0.114	
16	20	HART	27.338	37	TINKER	30.543	77	LYONS	21.642	77	LYONS	30.204	16	17	BOURNE	1:49.582	1:49.759	0.177	
17	17	BOURNE	27.447	16	CLARIDG	30.627	17	BOURNE	21.656	88	LEIGH	30.268	17	20	HART	1:49.931	1:50.085	0.154	
18	37	TINKER	27.448	20	HART	30.704	37	TINKER	21.660	20	HART	30.315	18	37	TINKER	1:50.015	1:50.040	0.025	
19	88	LEIGH	27.584	57	HIATT	30.761	88	LEIGH	21.691	37	TINKER	30.364	19	88	LEIGH	1:50.481	1:50.799	0.318	
20	57	HIATT	27.675	88	LEIGH	30.938	57	HIATT	21.768	3	RENDELL	30.399	20	57	HIATT	1:50.659	1:50.811	0.152	
21	35	KNIGHT	27.883	3	RENDELL	31.053	3	RENDELL	21.958	57	HIATT	30.455	21	3	RENDELL	1:51.367	1:51.791	0.424	
22	3	RENDELL	27.957	35	KNIGHT	31.190	18	FIELDHO	22.023	18	FIELDHO	30.644	22	35	KNIGHT	1:51.994	1:52.195	0.201	
23	48	PINFOLD	28.201	18	FIELDHO	31.342	35	KNIGHT	22.070	35	KNIGHT	30.851	23	18	FIELDHOUSE	1:52.445	1:53.081	0.636	
24	18	FIELDHO	28.436	48	PINFOLD	31.891	48	PINFOLD	22.449	48	PINFOLD	31.111	24	48	PINFOLD	1:53.652	1:53.854	0.202	

Weather / Track : Cloudy / Dry

Results can be found at [www.tsl-timing.com](http://www.tsl-timing.com)

Oulton Park International  
 Circuit Length = 2.6920 miles  
 Start: 12:28 Flag 12:36 End: 12:39

Printed - 12:41 Sunday, 08 September 2019

**MCRCB BULLETIN TK235****2019 Bennetts British Superbike Championship - Rock Oil Round 9****2019 HEL Performance British Motostar Championship****WARM UP - BEST SPEEDS**

POS	INTERMEDIATE 1			INTERMEDIATE 2			INTERMEDIATE 3			FINISH LINE		
	NO	NAME	MPH	NO	NAME	MPH	NO	NAME	MPH	NO	NAME	MPH
1	11	JONES	123.8	11	JONES	99.1	45	SWANN	111.4	70	WHATLEY	117.3
2	21	van de BUNT	123.8	45	SWANN	98.9	70	WHATLEY	111.1	45	SWANN	116.9
3	70	WHATLEY	123.5	70	WHATLEY	98.9	11	JONES	110.5	11	JONES	116.9
4	14	NIXON	122.6	14	NIXON	98.9	14	NIXON	110.1	14	NIXON	116.5
5	96	PAASCH	122.2	21	van de BUNT	98.3	96	PAASCH	109.8	47	ARCHER	116.5
6	47	ARCHER	121.7	96	PAASCH	97.9	21	van de BUNT	109.8	64	DURHAM	115.9
7	45	SWANN	121.3	54	BURMAN	97.8	47	ARCHER	108.7	96	PAASCH	115.5
8	99	DAVIS	121.1	64	DURHAM	97.3	54	BURMAN	108.5	21	van de BUNT	115.3
9	54	BURMAN	120.9	47	ARCHER	97.2	64	DURHAM	107.8	54	BURMAN	115.1
10	64	DURHAM	120.4	99	DAVIS	96.2	99	DAVIS	107.3	99	DAVIS	114.3
11	7	BEST	118.7	7	BEST	96.0	7	BEST	106.5	7	BEST	112.9
12	20	HART	115.7	37	TINKER	93.7	37	TINKER	104.3	72	HORSMAN	110.5
13	72	HORSMAN	115.3	72	HORSMAN	93.4	20	HART	103.7	88	LEIGH	109.8
14	48	PINFOLD	115.3	20	HART	93.0	72	HORSMAN	102.9	20	HART	109.4
15	19	OGDEN	114.9	88	LEIGH	93.0	88	LEIGH	102.9	18	FIELDHOUSE	109.4
16	17	BOURNE	114.9	3	RENDELL	93.0	18	FIELDHOUSE	102.9	16	CLARIDGE	109.1
17	37	TINKER	114.9	19	OGDEN	92.9	77	LYONS	102.7	3	RENDELL	109.1
18	88	LEIGH	114.5	16	CLARIDGE	92.1	48	PINFOLD	102.6	48	PINFOLD	109.1
19	18	FIELDHOUSE	114.1	77	LYONS	92.0	19	OGDEN	102.4	19	OGDEN	108.9
20	16	CLARIDGE	113.7	18	FIELDHOUSE	92.0	17	BOURNE	102.1	37	TINKER	108.7
21	3	RENDELL	113.7	48	PINFOLD	92.0	3	RENDELL	102.1	17	BOURNE	108.0
22	77	LYONS	112.5	17	BOURNE	91.5	16	CLARIDGE	101.8	57	HIATT	107.8
23	57	HIATT	112.4	57	HIATT	91.5	57	HIATT	100.9	77	LYONS	107.0
24	35	KNIGHT	111.4	35	KNIGHT	90.0	35	KNIGHT	100.4	35	KNIGHT	107.0

Weather / Track : Cloudy / Dry

Results can be found at [www.tsl-timing.com](http://www.tsl-timing.com)Oulton Park International  
Circuit Length = 2.6920 miles  
Start: 12:28 Flag 12:36 End: 12:39

Printed - 12:41 Sunday, 08 September 2019

# MCRCB BULLETIN TK236

## 2019 Bennetts British Superbike Championship - Rock Oil Round 9

### 2019 HEL Performance British Motostar Championship

#### WARM UP - STATISTICS

**Competitors Started** 24  
**Planned Start** 2019-09-08 @ 12:28:00.000  
**Actual Start** 2019-09-08 @ 12:28:30.468  
**Finish Time** 2019-09-08 @ 12:36:30.468  
**Track Length** 2.6920mi.  
**Total Laps** 117  
**Total Distance Covered** 314.9673mi.

#### Session Fastest Lap History

NO	CL	NAME	LAP TIME	TIME OF DAY	LAP	VEHICLE
7		Edmund BEST	1:47.972	12:32:07.155	2	KTM
64		Asher DURHAM	1:45.545	12:32:07.181	2	Mahindra
64		Asher DURHAM	1:45.101	12:33:52.307	3	Mahindra
64		Asher DURHAM	1:44.965	12:35:37.271	4	Mahindra
64		Asher DURHAM	1:44.627	12:37:21.898	5	Mahindra

#### Flag History

TYPE	TIME OF DAY
GREEN	12:28:30.468
FINISH	12:36:30.468

#### Flag Statistics

TYPE	COUNT	TOTAL LAPS	TOTAL TIME
Green	1	5	10:48.209
Red	0	0	0.000
Safety Car	0	0	0.000
FCY	0	0	0.000

Weather / Track : Cloudy / Dry

# MCRCB BULLETIN TK236

## 2019 Bennetts British Superbike Championship - Rock Oil Round 9

### 2019 HEL Performance British Motostar Championship

#### WARM UP - STATISTICS

**CLASS :**

12 Starters

#### Fastest Lap History

NO	NAME	LAP TIME	TIME OF DAY	LAP	VEHICLE
7	Edmund BEST	<b>1:47.972</b>	12:32:07.155	2	KTM
64	Asher DURHAM	<b>1:45.545</b>	12:32:07.181	2	Mahindra
64	Asher DURHAM	<b>1:45.101</b>	12:33:52.307	3	Mahindra
64	Asher DURHAM	<b>1:44.965</b>	12:35:37.271	4	Mahindra
64	Asher DURHAM	<b>1:44.627</b>	12:37:21.898	5	Mahindra

Weather / Track : Cloudy / Dry

Results can be found at [www.tsl-timing.com](http://www.tsl-timing.com)

Page 2 of 3

Oulton Park International  
Circuit Length = 2.6920 miles  
Start: 12:28 Flag 12:36 End: 12:39

Printed - 12:42 Sunday, 08 September 2019

# MCRCB BULLETIN TK236

## 2019 Bennetts British Superbike Championship - Rock Oil Round 9

### 2019 HEL Performance British Motostar Championship

#### WARM UP - STATISTICS

CLASS : S

12 Starters

#### Fastest Lap History

NO	NAME	LAP TIME	TIME OF DAY	LAP	VEHICLE
72	Cameron HORSMAN	<b>1:48.916</b>	12:32:12.945	2	Honda
19	Scott OGDEN	<b>1:48.884</b>	12:34:02.207	3	Honda
19	Scott OGDEN	<b>1:48.340</b>	12:37:41.108	5	Honda
72	Cameron HORSMAN	<b>1:48.225</b>	12:37:42.267	5	Honda

Weather / Track : Cloudy / Dry

Results can be found at [www.tsl-timing.com](http://www.tsl-timing.com)

Page 3 of 3

Oulton Park International  
Circuit Length = 2.6920 miles  
Start: 12:28 Flag 12:36 End: 12:39

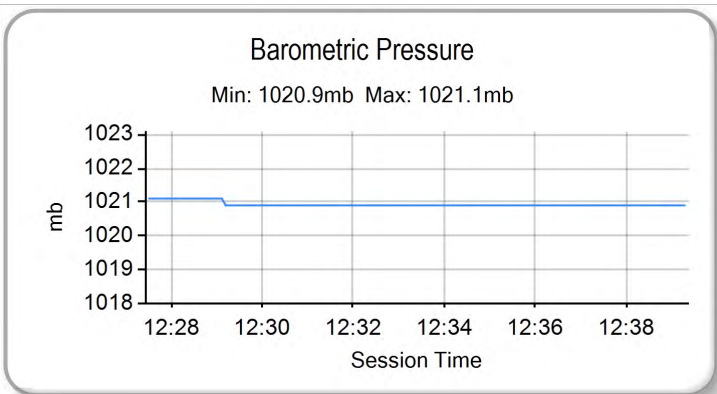
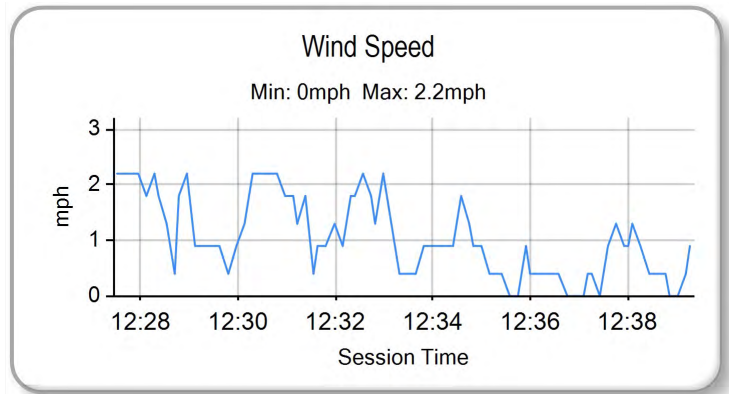
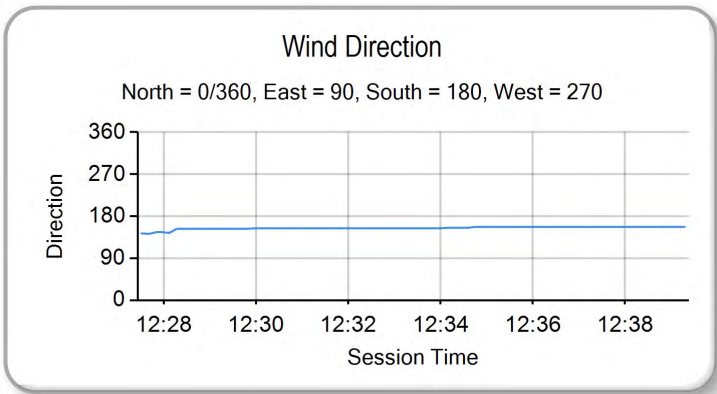
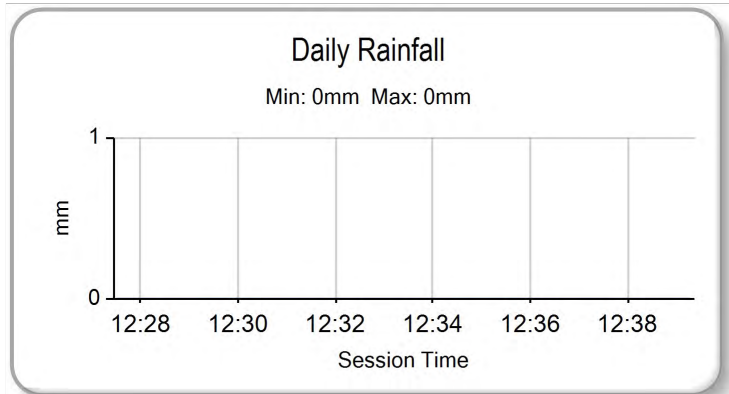
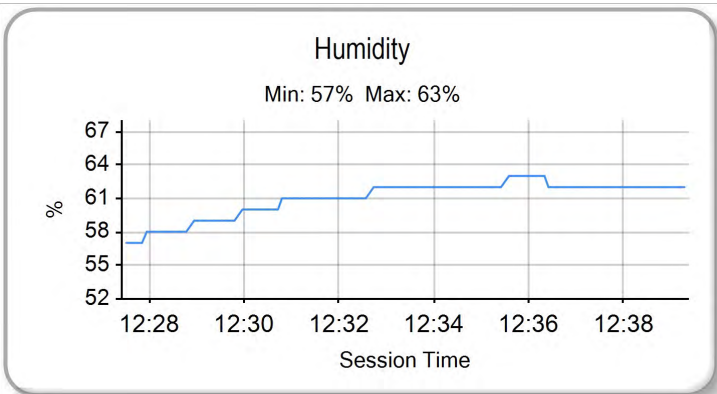
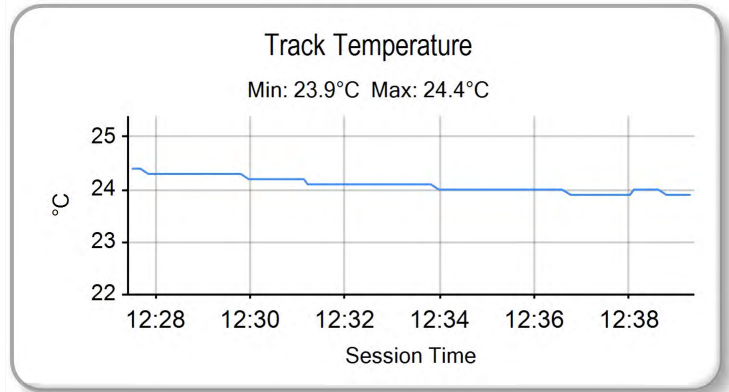
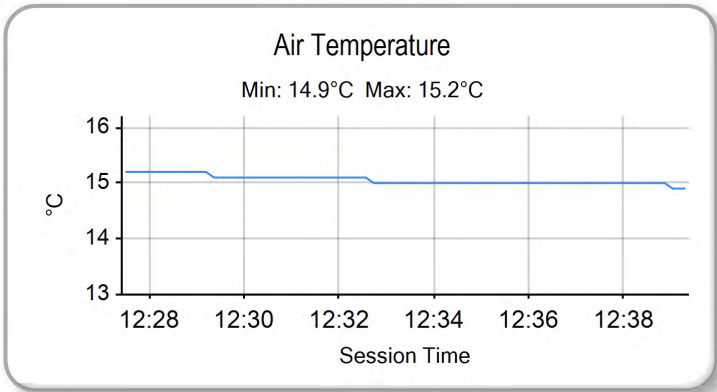
Printed - 12:42 Sunday, 08 September 2019

# MCRCB BULLETIN TK237

## 2019 Bennetts British Superbike Championship - Rock Oil Round 9

### 2019 HEL Performance British Motostar Championship

#### WARM UP - WEATHER CONDITIONS



Weather / Track : Cloudy / Dry

Results can be found at [www.tsl-timing.com](http://www.tsl-timing.com)

Oulton Park International  
Circuit Length = 2.6920 miles  
Start: 12:28 Flag 12:36 End: 12:39

Printed - 12:42 Sunday, 08 September 2019





ROW 8	24	88	Harry LEIGH	23	18	Jodie FIELDHOUSE	22	99	Jamie DAVIS	
ROW 7		21	45	Scott SWANN	20	48	Sharni PINFOLD	19	3	Louis RENDELL
ROW 6		18	35	Jeremy KNIGHT	17	37	Corey TINKER	16	57	Josh HIATT
ROW 5		15	20	Jack HART	14	77	Jamie LYONS	13	16	Harvey CLARIDGE
ROW 4		12	54	Sam BURMAN	11	17	Franco BOURNE	10	7	Edmund BEST
ROW 3		9	72	Cameron HORSMAN	8	19	Scott OGDEN	7	14	Jack NIXON
ROW 2		6	21	Jerry van de BUNT	5	47	Jake ARCHER	4	64	Asher DURHAM
ROW 1		3	70	Joshua WHATLEY	2	96	Brandon PAASCH	1	11	Dan JONES
										<b>Pole</b>

Oulton Park International  
Circuit Length = 2.6920 miles

Race Director :	Stewards :	Timekeeper :
-----------------	------------	--------------

Results can be found at [www.britishsuperbike.com](http://www.britishsuperbike.com)

Printed - 12:34 Sunday, 08 September 2019



MCRCB BULLETIN TK261

2019 Bennetts British Superbike Championship - Rock Oil Round 9

2019 HEL Performance British Motostar Championship

RACE 10 - CLASSIFICATION



POS	NO	CL	PIC NAME	NAT	ENTRY	LAPS	TIME	GAP	DIFF	MPH	BEST	ON
1	96		1 Brandon PAASCH	USA	KTM - FPW Racing	12	21:04.879			91.94	1:44.516	3
2	70		2 Joshua WHATLEY	GBR	KTM - KRP	12	21:05.037	0.158	0.158	91.93	1:44.492	11
3	7		3 Edmund BEST	GBR	KTM - SymCirrus Motorsport	12	21:13.413	8.534	8.376	91.32	1:45.371	7
4	14		4 Jack NIXON	GBR	KTM - Santander Salt	12	21:13.465	8.586	0.052	91.32	1:45.225	8
5	47		5 Jake ARCHER	GBR	KTM - City Lifting/RS Racing	12	21:13.515	8.636	0.050	91.31	1:45.259	4
6	21		6 Jerry van de BUNT	NLD	Honda - Raha61/LJ-Racing	12	21:13.991	9.112	0.476	91.28	1:44.985	9
7	72	S	1 Cameron HORSMAN	GBR	Honda - Nova Racing/SP 125	12	21:39.348	34.469	25.357	89.50	1:46.980	8
8	19	S	2 Scott OGDEN	GBR	Honda - Premium Motorhomes Scott Ogden Racing	12	21:39.436	34.557	0.088	89.49	1:47.291	8
9	54		7 Sam BURMAN	GBR	KTM - TeamWNT Burman Racing	12	21:41.015	36.136	1.579	89.38	1:47.302	9
10	99		8 Jamie DAVIS	GBR	KTM - FPW Racing	12	21:47.965	43.086	6.950	88.91	1:47.821	7
11	17	S	3 Franco BOURNE	GBR	Honda - Franco Bourne / SP125	12	21:54.506	49.627	6.541	88.47	1:48.041	7
12	77	S	4 Jamie LYONS	GBR	Honda - C&M Motors Ltd Racing	12	22:01.715	56.836	7.209	87.98	1:48.936	3
13	20	S	5 Jack HART	GBR	Honda - Stiggy Motorsport	12	22:01.944	57.065	0.229	87.97	1:48.947	12
14	37	S	6 Corey TINKER	GBR	Honda - Microlise Cresswell Racing	12	22:14.439	1:09.560	12.495	87.14	1:49.826	7
15	57	S	7 Josh HIATT	GBR	Honda - Sorrymate.com	12	22:15.528	1:10.649	1.089	87.07	1:49.674	3
16	88	S	8 Harry LEIGH	GBR	Honda - SymCirrus Motorsport	12	22:16.557	1:11.678	1.029	87.01	1:50.278	11
17	35	S	9 Jeremy KNIGHT	GBR	Honda - Jeremy Knight Racing / SP125	12	22:23.526	1:18.647	6.969	86.55	1:50.513	12
18	3	S	10 Louis RENDELL	GBR	Honda - Microlise Cresswell Racing	12	22:23.569	1:18.690	0.043	86.55	1:50.417	12
19	18	S	11 Jodie FIELDHOUSE	GBR	Honda - Go Pink Racing	12	22:41.890	1:37.011	18.321	85.39	1:52.328	12
20	48		9 Sharni PINFOLD	AUS	Honda - City Lifting/RS Racing	12	22:42.530	1:37.651	0.640	85.35	1:52.506	10

NOT CLASSIFIED

DNF	45		Scott SWANN	GBR	IFS KTM - IFS Team Swann Racing	9	15:52.117	3 Laps	3 Laps	91.60	1:43.828	8
DNF	16	S	Harvey CLARIDGE	GBR	Honda - Nova Racing/SP 125	4	7:21.908	8 Laps	5 Laps	87.72	1:48.844	2
DNF	11		Dan JONES	GBR	KTM - City Lifting/RS Racing	3	5:18.272	9 Laps	1 Lap	91.34	1:44.547	3
DNF	64		Asher DURHAM	GBR	Mahindra - Microlise Cresswell Racing	0						

FASTEST LAP

	45		Scott SWANN	GBR	IFS KTM - IFS Team Swann Racing	8	1:43.828		93.33 mph		150.21 kph	
	72	S	Cameron HORSMAN	GBR	Honda - Nova Racing/SP 125	8	1:46.980		90.58 mph		145.79 kph	

Weather / Track : Cloudy / Dry

These results are provisional until the conclusion of any judicial and technical matters.

Oulton Park International  
Circuit Length = 2.6920 miles  
Start: 14:14 Flag 14:36 End: 14:37

Race Director :	Stewards :	Timekeeper :
-----------------	------------	--------------

Results can be found at [www.britishsuperbike.com](http://www.britishsuperbike.com)

Printed - 14:38 Sunday, 08 September 2019



**MCRCB BULLETIN TK262**

**2019 Bennetts British Superbike Championship - Rock Oil Round 9**

**2019 HEL Performance British Motostar Championship**

**RACE 10 - LAP CHART**

**LAP 1 @ 14:16:46.208**

NO	BEHIND	LAP TIME
11		1:48.926
70	0.204	1:49.130
96	0.453	1:49.379
14	0.762	1:49.688
7	1.780	1:50.706
47	1.863	1:50.789
21	2.657	1:51.583
45	2.862	1:51.788
72	4.212	1:53.138
19	4.392	1:53.318
54	4.611	1:53.537
17	5.875	1:54.801
16	6.231	1:55.157
20	7.335	1:56.261
57	7.488	1:56.414
99	7.534	1:56.460
77	7.867	1:56.793
88	8.315	1:57.241
37	8.450	1:57.376
35	10.127	1:59.053
48	10.208	1:59.134
3	10.554	1:59.480
18	10.910	1:59.836

**LAP 2 @ 14:18:31.007**

NO	BEHIND	LAP TIME
11		1:44.799
96	0.218	1:44.564
70	0.294	1:44.889
14	1.203	1:45.240
7	2.799	1:45.818
47	2.862	1:45.798
45	3.011	1:44.948
21	3.679	1:45.821
72	7.211	1:47.798
19	7.394	1:47.801
54	7.548	1:47.736
17	10.162	1:49.086
16	10.276	1:48.844
99	11.475	1:48.740
20	11.894	1:49.358
57	12.585	1:49.896
77	12.681	1:49.613
37	13.571	1:49.920
88	14.029	1:50.513
35	17.232	1:51.904
3	18.252	1:52.497
48	18.672	1:53.263
18	18.777	1:52.666

**LAP 3 @ 14:20:15.554**

NO	BEHIND	LAP TIME
11		1:44.547
96	0.187	1:44.516
70	0.385	1:44.638
14	2.239	1:45.583
47	3.811	1:45.496
7	3.927	1:45.675
45	4.033	1:45.569
21	4.860	1:45.728
19	10.951	1:48.104

Weather / Track : Cloudy / Dry

Results can be found at [www.tsl-timing.com](http://www.tsl-timing.com)

72	11.051	1:48.387
54	11.252	1:48.251
17	14.676	1:49.061
16	14.703	1:48.974
99	14.968	1:48.040
20	16.844	1:49.497
77	17.070	1:48.936
57	17.712	1:49.674
37	19.652	1:50.628
88	20.584	1:51.102
35	24.238	1:51.553
3	24.807	1:51.102
18	26.874	1:52.644
48	27.218	1:53.093

**LAP 4 @ 14:22:00.913**

NO	BEHIND	LAP TIME
96		1:45.172
70	0.061	1:45.035
14	3.095	1:46.215
47	3.711	1:45.259
45	4.102	1:45.428
7	4.168	1:45.600
21	4.747	1:45.246
19	13.422	1:47.830
72	13.493	1:47.801
54	14.035	1:48.142
17	18.153	1:48.836
16	18.277	1:48.933
99	18.371	1:48.762
77	21.093	1:49.382
20	21.195	1:49.710
57	22.363	1:50.010
37	24.564	1:50.271
88	26.589	1:51.364
35	30.569	1:51.690
3	30.968	1:51.520
18	35.189	1:53.674
48	35.568	1:53.709

**LAP 5 @ 14:23:46.503**

NO	BEHIND	LAP TIME
70		1:45.529
96	0.161	1:45.751
47	4.166	1:46.045
7	4.339	1:45.761
14	4.533	1:47.028
45	4.555	1:46.043
21	4.863	1:45.706
72	16.127	1:48.224
19	16.214	1:48.382
54	16.386	1:47.941
99	21.081	1:48.300
17	21.434	1:48.871
77	24.646	1:49.143
20	25.098	1:49.493
57	27.025	1:50.252
37	29.571	1:50.597
88	31.963	1:50.964
3	36.271	1:50.893
35	36.309	1:51.330
18	42.775	1:53.176
48	43.490	1:53.512

**LAP 6 @ 14:25:31.577**

NO	BEHIND	LAP TIME
70		1:45.074
96	0.587	1:45.500
7	5.031	1:45.766
47	5.077	1:45.985
45	5.141	1:45.660
14	5.482	1:46.023
21	6.039	1:46.250
19	18.859	1:47.719
72	19.348	1:48.295
54	19.667	1:48.355
99	24.153	1:48.146
17	24.512	1:48.152
77	29.103	1:49.531
20	29.524	1:49.500
57	32.582	1:50.631
37	34.479	1:49.982
88	38.518	1:51.629
3	42.572	1:51.375
35	42.885	1:51.650
18	50.796	1:53.095
48	51.291	1:52.875

**LAP 7 @ 14:27:16.752**

NO	BEHIND	LAP TIME
70		1:45.175
96	0.122	1:44.710
45	4.531	1:44.565
7	5.227	1:45.371
47	5.345	1:45.443
14	5.680	1:45.373
21	6.674	1:45.810
19	21.076	1:47.392
72	21.602	1:47.429
54	21.809	1:47.317
99	26.799	1:47.821
17	27.378	1:48.041
77	33.813	1:49.885
20	34.033	1:49.684
57	38.250	1:50.843
37	39.130	1:49.826
88	44.104	1:50.761
35	48.588	1:50.878
3	48.955	1:51.558
18	58.742	1:53.121
48	59.070	1:52.954

**LAP 8 @ 14:29:02.276**

NO	BEHIND	LAP TIME
70		1:45.524
96	0.106	1:45.508
45	2.835	1:43.828
7	5.146	1:45.443
47	5.356	1:45.535
14	5.381	1:45.225
21	6.588	1:45.438
19	22.843	1:47.291
72	23.058	1:46.980
54	23.646	1:47.361
99	29.486	1:48.211
17	30.536	1:48.682
77	38.495	1:50.206

20	38.756	1:50.247
57	43.716	1:50.990
37	43.774	1:50.168
88	49.122	1:50.542
35	54.640	1:51.576
3	55.591	1:52.160
18	1:06.387	1:53.169
48	1:06.643	1:53.097

**LAP 9 @ 14:30:47.717**

NO	BEHIND	LAP TIME
96		1:45.335
70	0.315	1:45.756
45	1.682	1:44.288
7	5.353	1:45.648
47	5.493	1:45.578
14	5.660	1:45.720
21	6.132	1:44.985
19	25.004	1:47.602
72	25.156	1:47.539
54	25.507	1:47.302
99	32.405	1:48.360
17	34.281	1:49.186
77	43.144	1:50.090
20	43.318	1:50.003
37	49.228	1:50.895
57	49.374	1:51.099
88	54.534	1:50.853
35	1:00.712	1:51.513
3	1:00.990	1:50.840
48	1:13.904	1:52.702
18	1:14.020	1:53.074

**LAP 10 @ 14:32:32.642**

NO	BEHIND	LAP TIME
96		1:44.925
70	0.272	1:44.882
7	6.556	1:46.128
47	6.717	1:46.149
14	6.742	1:46.007
21	7.079	1:45.872
19	27.682	1:47.603
72	27.994	1:47.763
54	28.464	1:47.882
99	35.953	1:48.473
17	39.052	1:49.696
77	48.132	1:49.913
20	48.230	1:49.837
57	55.437	1:50.988
37	55.525	1:51.222
88	1:00.210	1:50.601
35	1:07.125	1:51.338
3	1:07.218	1:51.153
48	1:21.485	1:52.506
18	1:21.610	1:52.515

**LAP 11 @ 14:34:17.252**

NO	BEHIND	LAP TIME
96		1:44.610
70	0.154	1:44.492
7	7.887	1:45.941
47	8.041	1:45.934
14	8.066	1:45.934

21	8.441	1:45.972
19	30.769	1:47.697
72	30.866	1:47.482
54	32.027	1:48.173
99	39.968	1:48.625
17	43.953	1:49.511
77	52.684	1:49.162
20	53.027	1:49.407
57	1:02.757	1:51.930
37	1:02.812	1:51.897
88	1:05.878	1:50.278
35	1:13.043	1:50.528
3	1:13.182	1:50.574
18	1:29.592	1:52.592
48	1:29.966	1:53.091

**LAP 12 @ 14:36:02.161**

NO	BEHIND	LAP TIME
96		1:44.909
70	0.158	1:44.913
7	8.534	1:45.556
14	8.586	1:45.429
47	8.636	1:45.504
21	9.112	1:45.580
72	34.469	1:48.512
19	34.557	1:48.697
54	36.136	1:49.018
99	43.086	1:48.027
17	49.627	1:50.583
77	56.836	1:49.061
20	57.065	1:48.947
37	1:09.560	1:51.657
57	1:10.649	1:52.801
88	1:11.678	1:50.709
35	1:18.647	1:50.513
3	1:18.690	1:50.417
18	1:37.011	1:52.328
48	1:37.651	1:52.594

Oulton Park International  
 Circuit Length = 2.6920 miles  
 Start: 14:14 Flag 14:36 End: 14:37

Printed - 14:39 Sunday, 08 September 2019

**MCRCB BULLETIN TK263**

**2019 Bennetts British Superbike Championship - Rock Oil Round 9**

**2019 HEL Performance British Motostar Championship**

**RACE 10 - POSITION CHART**

No	Name	Lap												
		Pos	1	2	3	4	5	6	7	8	9	10	11	12
11	JONES	1	11	11	11	96	70	70	70	70	96	96	96	96
96	PAASCH	2	70	96	96	70	96	96	96	96	70	70	70	70
70	WHATLEY	3	96	70	70	14	47	7	45	45	45	7	7	7
64	DURHAM	4	14	14	14	47	7	47	7	7	7	47	47	14
47	ARCHER	5	7	7	47	45	14	45	47	47	47	14	14	47
21	van de BUNT	6	47	47	7	7	45	14	14	14	14	21	21	21
14	NIXON	7	21	45	45	21	21	21	21	21	21	19	19	72
19	OGDEN	8	45	21	21	19	72	19	19	19	19	72	72	19
72	HORSMAN	9	72	72	19	72	19	72	72	72	72	54	54	54
7	BEST	10	19	19	72	54	54	54	54	54	54	99	99	99
17	BOURNE	11	54	54	54	17	99	99	99	99	99	17	17	17
54	BURMAN	12	17	17	17	16	17	17	17	17	17	77	77	77
16	CLARIDGE	13	16	16	16	99	77	77	77	77	77	20	20	20
77	LYONS	14	20	99	99	77	20	20	20	20	20	57	57	37
20	HART	15	57	20	20	20	57	57	57	57	37	37	37	57
57	HIATT	16	99	57	77	57	37	37	37	37	57	88	88	88
37	TINKER	17	77	77	57	37	88	88	88	88	88	35	35	35
35	KNIGHT	18	88	37	37	88	3	3	35	35	35	3	3	3
3	RENDELL	19	37	88	88	35	35	35	3	3	3	48	18	18
48	PINFOLD	20	35	35	35	3	18	18	18	18	48	18	48	48
45	SWANN	21	48	3	3	18	48	48	48	48	18			
99	DAVIS	22	3	48	18	48								
18	FIELDHOUSE	23	18	18	48									
88	LEIGH	24												

Weather / Track : Cloudy / Dry

Oulton Park International  
 Circuit Length = 2.6920 miles  
 Start: 14:14 Flag 14:36 End: 14:37

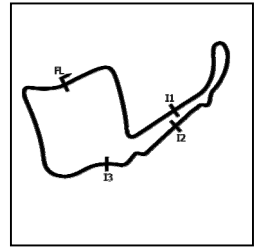
Results can be found at [www.tsl-timing.com](http://www.tsl-timing.com)

Printed - 14:39 Sunday, 08 September 2019

## 2019 Bennetts British Superbike Championship - Rock Oil Round 9

## 2019 HEL Performance British Motostar Championship

## RACE 10 - SECTOR ANALYSIS



SECTOR 1 = FL to I1, SECTOR 2 = I1 to I2 SECTOR 3 = I2 to I3, SECTOR 4 = I3 to FL, DIFF = Difference To Personal Best Lap, P = Crossed Finish Line in Pit Lane, D = Time Disallowed

P1 96		Brandon PAASCH				KTM - FPW Racing						
IDEAL LAP TIME : 1:44.359		BEST LAP TIME : 1:44.516				DIFFERENCE : 0.157						
LAP	SECTOR 1	SECTOR 2		SECTOR 3		SECTOR 4		LAP TIME	MPH	DIFF	TIME OF DAY	
1 -		122.4	29.234	96.5	20.869	110.1	28.961	115.9	1:49.379	88.60	4.863	14:16:46.661
2 -	25.959	<b>123.1</b>	<b>29.086</b>	97.2	20.605	109.4	28.914	115.3	1:44.564 (2)	92.68	0.048	14:18:31.225
3 -	25.886	<b>123.1</b>	29.122	98.1	20.582	109.8	28.926	115.5	<b>1:44.516 (1)</b>	<b>92.72</b>		<b>14:20:15.741</b>
4 -	26.082	120.4	29.251	97.2	20.734	108.9	29.105	113.3	1:45.172	92.14	0.656	14:22:00.913
5 -	26.439	120.9	29.500	97.6	20.610	110.1	29.202	115.7	1:45.751	91.64	1.235	14:23:46.664
6 -	26.189	119.8	29.583	96.2	20.680	109.4	29.048	115.3	1:45.500	91.86	0.984	14:25:32.164
7 -	<b>25.879</b>	122.2	29.257	97.5	20.576	110.0	28.998	115.9	1:44.710	92.55	0.194	14:27:16.874
8 -	26.126	121.1	29.469	<b>98.5</b>	20.557	<b>110.3</b>	29.356	<b>116.1</b>	1:45.508	91.85	0.992	14:29:02.382
9 -	26.221	120.9	29.395	97.5	20.697	109.2	29.022	114.5	1:45.335	92.00	0.819	14:30:47.717
10 -	26.272	120.4	29.257	97.8	20.528	109.1	<b>28.868</b>	114.5	1:44.925	92.36	0.409	14:32:32.642
11 -	26.034	119.8	29.095	97.6	<b>20.526</b>	109.2	28.955	114.9	1:44.610 (3)	92.64	0.094	14:34:17.252
12 -	26.101	120.6	29.257	97.1	20.563	109.6	28.988	113.9	1:44.909	92.37	0.393	14:36:02.161

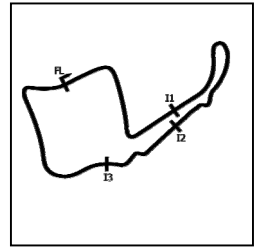
P2 70		Joshua WHATLEY				KTM - KRP						
IDEAL LAP TIME : 1:44.295		BEST LAP TIME : 1:44.492				DIFFERENCE : 0.197						
LAP	SECTOR 1	SECTOR 2		SECTOR 3		SECTOR 4		LAP TIME	MPH	DIFF	TIME OF DAY	
1 -		123.8	29.398	<b>100.1</b>	20.656	111.1	28.861	116.9	1:49.130	88.80	4.638	14:16:46.412
2 -	26.123	123.5	29.297	99.4	20.631	112.2	<b>28.838</b>	<b>118.5</b>	1:44.889	92.39	0.397	14:18:31.301
3 -	26.201	122.0	<b>28.960</b>	98.3	20.587	112.2	28.890	116.3	1:44.638 (2)	92.61	0.146	14:20:15.939
4 -	26.105	122.4	29.173	98.9	20.743	111.2	29.014	117.3	1:45.035	92.26	0.543	14:22:00.974
5 -	26.325	121.5	29.334	98.2	20.668	110.1	29.202	116.5	1:45.529	91.83	1.037	14:23:46.503
6 -	26.278	121.3	29.238	98.3	20.604	110.3	28.954	116.3	1:45.074	92.23	0.582	14:25:31.577
7 -	26.222	120.6	29.279	98.3	20.521	110.5	29.153	116.1	1:45.175	92.14	0.683	14:27:16.752
8 -	26.170	121.5	29.354	97.8	20.644	110.3	29.356	116.3	1:45.524	91.83	1.032	14:29:02.276
9 -	26.403	119.8	29.504	97.3	20.707	111.6	29.142	117.7	1:45.756	91.63	1.264	14:30:48.032
10 -	26.051	119.4	29.265	98.1	20.630	111.6	28.936	116.7	1:44.882 (3)	92.40	0.390	14:32:32.914
11 -	26.115	122.6	29.039	98.3	<b>20.473</b>	111.6	28.865	117.7	<b>1:44.492 (1)</b>	<b>92.74</b>		<b>14:34:17.406</b>
12 -	<b>26.024</b>	<b>124.0</b>	29.256	98.6	20.637	<b>112.5</b>	28.996	115.5	1:44.913	92.37	0.421	14:36:02.319

P3 7		Edmund BEST				KTM - SymCirrus Motorsport						
IDEAL LAP TIME : 1:44.907		BEST LAP TIME : 1:45.371				DIFFERENCE : 0.464						
LAP	SECTOR 1	SECTOR 2		SECTOR 3		SECTOR 4		LAP TIME	MPH	DIFF	TIME OF DAY	
1 -		<b>121.1</b>	29.506	96.5	20.830	107.3	29.173	113.1	1:50.706	87.54	5.335	14:16:47.988
2 -	26.350	117.9	29.311	95.8	20.923	107.0	29.234	112.5	1:45.818	91.58	0.447	14:18:33.806
3 -	26.238	118.7	29.316	96.2	20.831	106.8	29.290	<b>114.1</b>	1:45.675	91.70	0.304	14:20:19.481
4 -	26.242	120.6	29.519	<b>97.3</b>	20.765	108.0	<b>29.074</b>	112.5	1:45.600	91.77	0.229	14:22:05.081
5 -	26.140	120.2	29.461	<b>97.3</b>	20.839	<b>108.7</b>	29.321	<b>114.1</b>	1:45.761	91.63	0.390	14:23:50.842
6 -	26.153	<b>121.1</b>	29.499	96.0	20.821	107.2	29.293	112.7	1:45.766	91.62	0.395	14:25:36.608
7 -	26.469	119.8	29.165	<b>97.3</b>	<b>20.642</b>	107.8	29.095	113.7	<b>1:45.371 (1)</b>	<b>91.97</b>		<b>14:27:21.979</b>
8 -	<b>26.068</b>	118.3	29.213	94.7	20.846	107.0	29.316	113.1	1:45.443 (2)	91.91	0.072	14:29:07.422
9 -	26.175	119.6	<b>29.123</b>	96.4	21.016	106.6	29.334	112.9	1:45.648	91.73	0.277	14:30:53.070
10 -	26.374	119.1	29.538	95.7	20.861	106.6	29.355	111.4	1:46.128	91.31	0.757	14:32:39.198
11 -	26.486	117.5	29.276	96.0	20.802	106.8	29.377	112.5	1:45.941	91.47	0.570	14:34:25.139
12 -	26.326	117.3	29.243	96.4	20.728	107.0	29.259	110.7	1:45.556 (3)	91.81	0.185	14:36:10.695

## 2019 Bennetts British Superbike Championship - Rock Oil Round 9

## 2019 HEL Performance British Motostar Championship

## RACE 10 - SECTOR ANALYSIS



SECTOR 1 = FL to I1, SECTOR 2 = I1 to I2 SECTOR 3 = I2 to I3, SECTOR 4 = I3 to FL, DIFF = Difference To Personal Best Lap, P = Crossed Finish Line in Pit Lane, D = Time Disallowed

P4 14		Jack NIXON				KTM - Santander Salt						
IDEAL LAP TIME : 1:44.840		BEST LAP TIME : 1:45.225				DIFFERENCE : 0.385						
LAP	SECTOR 1	SECTOR 2		SECTOR 3		SECTOR 4		LAP TIME	MPH	DIFF	TIME OF DAY	
1 -		120.4	29.429	98.3	20.763	109.6	<b>28.873</b>	115.3	1:49.688	88.35	4.463	14:16:46.970
2 -	<b>26.078</b>	120.4	29.342	98.3	20.820	108.9	29.000	114.1	1:45.240 (2)	92.08	0.015	14:18:32.210
3 -	26.261	120.4	29.378	97.9	20.899	108.4	29.045	114.5	1:45.583	91.78	0.358	14:20:17.793
4 -	26.347	119.4	29.430	97.6	21.093	108.2	29.345	113.7	1:46.215	91.24	0.990	14:22:04.008
5 -	26.565	118.7	29.603	97.8	21.003	108.2	29.857	113.9	1:47.028	90.54	1.803	14:23:51.036
6 -	26.490	122.2	29.563	<b>98.8</b>	20.960	109.8	29.010	116.3	1:46.023	91.40	0.798	14:25:37.059
7 -	26.335	<b>122.4</b>	29.249	98.6	20.818	109.8	28.971	115.9	1:45.373 (3)	91.97	0.148	14:27:22.432
8 -	26.192	121.5	29.272	98.5	20.772	109.8	28.989	<b>116.5</b>	<b>1:45.225 (1)</b>	<b>92.10</b>		<b>14:29:07.657</b>
9 -	26.308	122.0	29.545	<b>98.8</b>	20.832	<b>110.3</b>	29.035	116.3	1:45.720	91.66	0.495	14:30:53.377
10 -	26.448	121.7	29.602	98.6	20.999	109.1	28.958	114.5	1:46.007	91.42	0.782	14:32:39.384
11 -	26.597	120.4	29.479	98.3	20.797	109.8	29.061	114.9	1:45.934	91.48	0.709	14:34:25.318
12 -	26.396	122.2	<b>29.186</b>	98.1	<b>20.703</b>	109.8	29.144	111.6	1:45.429	91.92	0.204	14:36:10.747

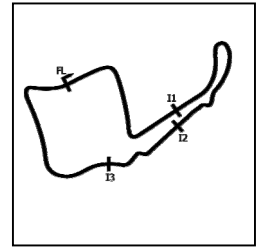
P5 47		Jake ARCHER				KTM - City Lifting/RS Racing						
IDEAL LAP TIME : 1:45.028		BEST LAP TIME : 1:45.259				DIFFERENCE : 0.231						
LAP	SECTOR 1	SECTOR 2		SECTOR 3		SECTOR 4		LAP TIME	MPH	DIFF	TIME OF DAY	
1 -		121.5	29.943	97.6	20.809	109.2	<b>28.958</b>	116.1	1:50.789	87.47	5.530	14:16:48.071
2 -	26.476	121.7	29.446	97.2	20.807	108.5	29.069	115.9	1:45.798	91.60	0.539	14:18:33.869
3 -	26.341	121.5	29.387	97.2	20.658	109.4	29.110	114.1	1:45.496 (3)	91.86	0.237	14:20:19.365
4 -	26.289	121.5	29.354	97.8	20.650	108.4	28.966	114.7	<b>1:45.259 (1)</b>	<b>92.07</b>		<b>14:22:04.624</b>
5 -	26.224	122.0	29.546	<b>98.2</b>	20.826	109.8	29.449	114.1	1:46.045	91.38	0.786	14:23:50.669
6 -	26.272	120.6	29.745	97.8	20.680	104.8	29.288	115.3	1:45.985	91.44	0.726	14:25:36.654
7 -	26.473	<b>123.3</b>	<b>29.282</b>	97.1	20.607	110.0	29.081	<b>116.3</b>	1:45.443 (2)	91.91	0.184	14:27:22.097
8 -	26.230	121.1	29.339	97.1	<b>20.567</b>	109.8	29.399	115.1	1:45.535	91.83	0.276	14:29:07.632
9 -	<b>26.221</b>	121.1	29.463	97.3	20.791	108.7	29.103	<b>116.3</b>	1:45.578	91.79	0.319	14:30:53.210
10 -	26.390	121.1	29.516	97.5	20.898	107.8	29.345	115.1	1:46.149	91.29	0.890	14:32:39.359
11 -	26.462	121.3	29.410	97.1	20.721	108.9	29.341	113.7	1:45.934	91.48	0.675	14:34:25.293
12 -	26.294	120.6	29.436	<b>98.2</b>	20.675	<b>111.2</b>	29.099	114.7	1:45.504	91.85	0.245	14:36:10.797

P6 21		Jerry van de BUNT				Honda - Raha61/LJ-Racing						
IDEAL LAP TIME : 1:44.917		BEST LAP TIME : 1:44.985				DIFFERENCE : 0.068						
LAP	SECTOR 1	SECTOR 2		SECTOR 3		SECTOR 4		LAP TIME	MPH	DIFF	TIME OF DAY	
1 -		123.8	30.163	96.9	20.817	110.0	29.396	114.1	1:51.583	86.85	6.598	14:16:48.865
2 -	26.393	124.7	29.491	98.2	20.681	<b>111.1</b>	29.256	113.7	1:45.821	91.58	0.836	14:18:34.686
3 -	26.258	123.5	29.453	98.5	20.708	110.0	29.309	115.1	1:45.728	91.66	0.743	14:20:20.414
4 -	26.216	122.9	29.313	98.9	<b>20.563</b>	110.7	29.154	115.9	1:45.246 (2)	92.08	0.261	14:22:05.660
5 -	26.057	122.6	29.486	98.6	20.827	110.3	29.336	<b>116.5</b>	1:45.706	91.68	0.721	14:23:51.366
6 -	26.198	124.7	29.910	98.8	20.716	<b>111.1</b>	29.426	116.3	1:46.250	91.21	1.265	14:25:37.616
7 -	26.193	124.0	29.543	98.1	20.737	109.6	29.337	115.3	1:45.810	91.59	0.825	14:27:23.426
8 -	26.112	123.1	<b>29.240</b>	98.2	20.868	110.1	29.218	114.9	1:45.438 (3)	91.91	0.453	14:29:08.864
9 -	26.042	124.5	29.267	98.8	20.574	<b>111.1</b>	<b>29.102</b>	116.3	<b>1:44.985 (1)</b>	<b>92.31</b>		<b>14:30:53.849</b>
10 -	<b>26.012</b>	<b>126.1</b>	29.849	<b>99.1</b>	20.836	110.7	29.175	115.7	1:45.872	91.53	0.887	14:32:39.721
11 -	26.340	124.5	29.772	97.9	20.664	<b>111.1</b>	29.196	114.7	1:45.972	91.45	0.987	14:34:25.693
12 -	26.229	123.8	29.479	98.5	20.690	110.9	29.182	114.3	1:45.580	91.79	0.595	14:36:11.273

## 2019 Bennetts British Superbike Championship - Rock Oil Round 9

## 2019 HEL Performance British Motostar Championship

## RACE 10 - SECTOR ANALYSIS



SECTOR 1 = FL to I1, SECTOR 2 = I1 to I2 SECTOR 3 = I2 to I3, SECTOR 4 = I3 to FL, DIFF = Difference To Personal Best Lap, P = Crossed Finish Line in Pit Lane, D = Time Disallowed

P7		72 S		Cameron HORSMAN				Honda - Nova Racing/SP 125				
IDEAL LAP TIME : 1:46.918		BEST LAP TIME : 1:46.980				DIFFERENCE : 0.062						
LAP	SECTOR 1	SECTOR 2		SECTOR 3		SECTOR 4		LAP TIME	MPH	DIFF	TIME OF DAY	
1 -		<b>115.9</b>	30.307	92.5	21.440	103.0	29.714	108.5	1:53.138	85.65	6.158	14:16:50.420
2 -	26.915	114.5	29.861	92.6	21.206	102.4	29.816	108.0	1:47.798	89.90	0.818	14:18:38.218
3 -	27.157	114.3	30.060	91.9	21.353	103.8	29.817	<b>110.5</b>	1:48.387	89.41	1.407	14:20:26.605
4 -	26.926	115.5	30.104	<b>93.3</b>	21.110	<b>104.0</b>	29.661	110.3	1:47.801	89.89	0.821	14:22:14.406
5 -	26.985	113.7	29.973	92.9	21.294	102.4	29.972	107.8	1:48.224	89.54	1.244	14:24:02.630
6 -	27.107	112.9	30.175	92.1	21.292	102.6	29.721	108.9	1:48.295	89.48	1.315	14:25:50.925
7 -	26.721	115.1	29.815	93.0	21.200	102.9	29.693	109.1	1:47.429 (2)	90.21	0.449	14:27:38.354
8 -	<b>26.544</b>	114.9	<b>29.798</b>	92.9	<b>21.049</b>	103.8	29.589	109.6	<b>1:46.980 (1)</b>	<b>90.58</b>		<b>14:29:25.334</b>
9 -	26.662	115.7	30.089	92.5	21.261	102.9	<b>29.527</b>	110.0	1:47.539	90.11	0.559	14:31:12.873
10 -	26.885	115.3	30.047	92.6	21.190	102.6	29.641	109.4	1:47.763	89.93	0.783	14:33:00.636
11 -	26.809	115.1	29.965	92.4	21.130	103.7	29.578	110.1	1:47.482 (3)	90.16	0.502	14:34:48.118
12 -	26.954	114.1	30.090	92.6	21.362	102.4	30.106	106.8	1:48.512	89.31	1.532	14:36:36.630

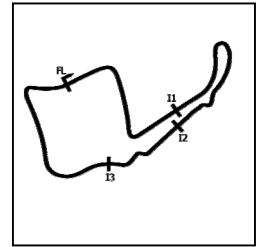
P8		19 S		Scott OGDEN				Honda - Premium Motorhomes Scott Ogden Racing				
IDEAL LAP TIME : 1:47.135		BEST LAP TIME : 1:47.291				DIFFERENCE : 0.156						
LAP	SECTOR 1	SECTOR 2		SECTOR 3		SECTOR 4		LAP TIME	MPH	DIFF	TIME OF DAY	
1 -		115.5	30.176	91.8	21.547	103.2	<b>29.687</b>	109.2	1:53.318	85.52	6.027	14:16:50.600
2 -	26.803	<b>115.9</b>	29.891	93.3	21.196	<b>103.5</b>	29.911	108.7	1:47.801	89.89	0.510	14:18:38.401
3 -	27.046	114.7	30.065	93.2	21.160	101.0	29.833	107.3	1:48.104	89.64	0.813	14:20:26.505
4 -	27.047	111.4	29.786	91.8	21.213	101.5	29.784	<b>107.2</b>	1:47.830	89.87	0.539	14:22:14.335
5 -	27.110	114.7	30.014	<b>93.5</b>	21.333	103.2	29.925	<b>109.8</b>	1:48.382	89.41	1.091	14:24:02.717
6 -	26.898	112.7	29.843	91.8	21.135	101.5	29.843	107.5	1:47.719	89.96	0.428	14:25:50.436
7 -	26.794	112.0	29.684	91.8	21.085	101.6	29.829	107.5	1:47.392 (2)	90.24	0.101	14:27:37.828
8 -	<b>26.740</b>	112.4	29.694	91.6	<b>21.057</b>	102.1	29.800	107.2	<b>1:47.291 (1)</b>	<b>90.32</b>		<b>14:29:25.119</b>
9 -	26.799	112.5	29.815	92.0	21.235	101.5	29.753	107.3	1:47.602 (3)	90.06	0.311	14:31:12.721
10 -	26.929	112.7	<b>29.651</b>	92.1	21.191	100.9	29.832	107.0	1:47.603	90.06	0.312	14:33:00.324
11 -	26.879	112.0	29.817	91.8	21.095	101.6	29.906	107.2	1:47.697	89.98	0.406	14:34:48.021
12 -	27.091	115.3	30.194	92.5	21.366	103.0	30.046	108.7	1:48.697	89.15	1.406	14:36:36.718

P9		54		Sam BURMAN				KTM - TeamWNT Burman Racing				
IDEAL LAP TIME : 1:47.186		BEST LAP TIME : 1:47.302				DIFFERENCE : 0.116						
LAP	SECTOR 1	SECTOR 2		SECTOR 3		SECTOR 4		LAP TIME	MPH	DIFF	TIME OF DAY	
1 -		<b>122.0</b>	30.224	<b>98.6</b>	21.634	108.9	29.438	<b>115.7</b>	1:53.537	85.35	6.235	14:16:50.819
2 -	26.821	121.7	29.997	97.9	21.459	109.1	29.459	115.1	1:47.736	89.95	0.434	14:18:38.555
3 -	27.038	121.3	30.276	98.1	21.453	<b>109.4</b>	29.484	115.3	1:48.251	89.52	0.949	14:20:26.806
4 -	27.117	121.1	30.105	96.8	21.403	108.9	29.517	115.5	1:48.142	89.61	0.840	14:22:14.948
5 -	26.793	120.2	30.067	97.2	21.359	108.7	29.722	115.3	1:47.941	89.78	0.639	14:24:02.889
6 -	27.037	120.2	30.208	97.6	21.615	108.4	29.495	115.5	1:48.355	89.44	1.053	14:25:51.244
7 -	26.624	120.6	<b>29.808</b>	97.8	21.472	107.5	<b>29.413</b>	115.5	1:47.317 (2)	90.30	0.015	14:27:38.561
8 -	26.654	121.1	29.889	97.6	<b>21.345</b>	109.2	29.473	114.5	1:47.361 (3)	90.26	0.059	14:29:25.922
9 -	<b>26.620</b>	121.1	29.826	98.1	21.403	108.4	29.453	115.1	<b>1:47.302 (1)</b>	<b>90.31</b>		<b>14:31:13.224</b>
10 -	26.737	121.1	30.164	97.5	21.472	108.5	29.509	115.5	1:47.882	89.83	0.580	14:33:01.106
11 -	26.772	120.0	30.092	97.6	21.521	108.9	29.788	114.3	1:48.173	89.59	0.871	14:34:49.279
12 -	26.913	119.8	30.341	97.6	21.654	108.4	30.110	113.5	1:49.018	88.89	1.716	14:36:38.297

## 2019 Bennetts British Superbike Championship - Rock Oil Round 9

## 2019 HEL Performance British Motostar Championship

## RACE 10 - SECTOR ANALYSIS



SECTOR 1 = FL to I1, SECTOR 2 = I1 to I2 SECTOR 3 = I2 to I3, SECTOR 4 = I3 to FL, DIFF = Difference To Personal Best Lap, P = Crossed Finish Line in Pit Lane, D = Time Disallowed

P10 99		Jamie DAVIS				KTM - FPW Racing						
IDEAL LAP TIME : 1:47.501		BEST LAP TIME : 1:47.821				DIFFERENCE : 0.320						
LAP	SECTOR 1	SECTOR 2		SECTOR 3		SECTOR 4		LAP TIME	MPH	DIFF	TIME OF DAY	
1 -		120.0	30.577	96.5	21.743	106.6	30.393	113.3	1:56.460	83.21	8.639	14:16:53.742
2 -	27.218	118.5	30.063	96.0	21.587	106.0	29.872	112.4	1:48.740	89.12	0.919	14:18:42.482
3 -	26.894	118.5	30.041	96.5	21.439	107.2	<b>29.666</b>	<b>113.5</b>	1:48.040 (3)	89.70	0.219	14:20:30.522
4 -	27.062	<b>120.6</b>	30.489	<b>96.6</b>	21.342	<b>107.3</b>	29.869	113.3	1:48.762	89.10	0.941	14:22:19.284
5 -	26.870	119.4	30.227	96.5	21.453	106.6	29.750	113.1	1:48.300	89.48	0.479	14:24:07.584
6 -	26.871	116.5	30.072	95.5	21.386	106.0	29.817	112.9	1:48.146	89.61	0.325	14:25:55.730
7 -	26.859	117.3	<b>29.862</b>	96.0	<b>21.250</b>	106.5	29.850	113.1	<b>1:47.821 (1)</b>	<b>89.88</b>		<b>14:27:43.551</b>
8 -	26.896	117.9	29.899	95.5	21.415	106.3	30.001	112.4	1:48.211	89.55	0.390	14:29:31.762
9 -	26.976	117.3	30.193	96.1	21.316	105.6	29.875	112.2	1:48.360	89.43	0.539	14:31:20.122
10 -	26.915	117.5	30.094	95.4	21.535	106.0	29.929	112.5	1:48.473	89.34	0.652	14:33:08.595
11 -	27.201	116.1	30.229	95.4	21.403	106.8	29.792	112.0	1:48.625	89.21	0.804	14:34:57.220
12 -	<b>26.723</b>	117.3	30.019	95.8	21.396	106.1	29.889	112.2	1:48.027 (2)	89.71	0.206	14:36:45.247

P11 17 S		Franco BOURNE				Honda - Franco Bourne / SP125						
IDEAL LAP TIME : 1:47.902		BEST LAP TIME : 1:48.041				DIFFERENCE : 0.139						
LAP	SECTOR 1	SECTOR 2		SECTOR 3		SECTOR 4		LAP TIME	MPH	DIFF	TIME OF DAY	
1 -		<b>114.1</b>	30.350	91.6	21.500	<b>102.2</b>	30.263	106.5	1:54.801	84.41	6.760	14:16:52.083
2 -	27.133	113.1	30.263	91.0	21.574	100.7	30.116	104.8	1:49.086	88.84	1.045	14:18:41.169
3 -	27.312	111.8	30.115	90.6	21.398	101.2	30.236	106.1	1:49.061	88.86	1.020	14:20:30.230
4 -	27.189	<b>114.1</b>	30.033	90.9	21.349	100.9	30.265	105.0	1:48.836	89.04	0.795	14:22:19.066
5 -	27.150	112.2	30.033	91.3	21.482	100.6	30.206	<b>108.2</b>	1:48.871	89.01	0.830	14:24:07.937
6 -	<b>26.768</b>	113.9	30.058	<b>91.8</b>	21.402	101.6	<b>29.924</b>	107.7	1:48.152 (2)	89.60	0.111	14:25:56.089
7 -	26.820	113.9	<b>29.877</b>	91.6	21.414	101.2	29.930	107.3	<b>1:48.041 (1)</b>	<b>89.70</b>		<b>14:27:44.130</b>
8 -	27.062	112.4	30.075	<b>91.8</b>	21.379	101.9	30.166	106.5	1:48.682 (3)	89.17	0.641	14:29:32.812
9 -	27.268	112.5	30.251	90.9	21.513	100.9	30.154	106.1	1:49.186	88.75	1.145	14:31:21.998
10 -	27.338	111.1	30.394	91.3	21.581	100.6	30.383	105.1	1:49.696	88.34	1.655	14:33:11.694
11 -	27.592	110.1	30.341	91.4	<b>21.333</b>	101.8	30.245	105.1	1:49.511	88.49	1.470	14:35:01.205
12 -	27.589	109.4	30.661	91.1	21.762	100.7	30.571	104.2	1:50.583	87.63	2.542	14:36:51.788

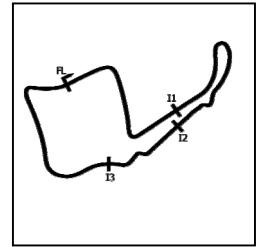
P12 77 S		Jamie LYONS				Honda - C&M Motors Ltd Racing						
IDEAL LAP TIME : 1:48.631		BEST LAP TIME : 1:48.936				DIFFERENCE : 0.305						
LAP	SECTOR 1	SECTOR 2		SECTOR 3		SECTOR 4		LAP TIME	MPH	DIFF	TIME OF DAY	
1 -		112.2	30.977	91.9	21.891	101.6	30.153	108.5	1:56.793	82.97	7.857	14:16:54.075
2 -	27.515	<b>114.9</b>	30.424	<b>92.8</b>	<b>21.454</b>	102.7	30.220	<b>109.2</b>	1:49.613	88.41	0.677	14:18:43.688
3 -	27.258	112.9	<b>30.117</b>	91.8	21.584	101.8	<b>29.977</b>	108.2	<b>1:48.936 (1)</b>	<b>88.96</b>		<b>14:20:32.624</b>
4 -	27.292	112.5	30.290	92.6	21.708	<b>102.9</b>	30.092	106.3	1:49.382	88.60	0.446	14:22:22.006
5 -	<b>27.083</b>	111.8	30.344	91.8	21.698	100.7	30.018	107.0	1:49.143 (3)	88.79	0.207	14:24:11.149
6 -	27.192	111.1	30.303	90.6	21.706	100.1	30.330	106.3	1:49.531	88.47	0.595	14:26:00.680
7 -	27.390	110.7	30.402	90.8	21.744	100.3	30.349	106.6	1:49.885	88.19	0.949	14:27:50.565
8 -	27.467	111.8	30.754	90.6	21.663	100.7	30.322	106.1	1:50.206	87.93	1.270	14:29:40.771
9 -	27.439	111.4	30.600	90.3	21.819	99.7	30.232	106.3	1:50.090	88.03	1.154	14:31:30.861
10 -	27.387	110.9	30.415	90.9	21.844	99.8	30.267	105.6	1:49.913	88.17	0.977	14:33:20.774
11 -	27.346	110.7	30.241	91.4	21.529	101.6	30.046	106.0	1:49.162	88.77	0.226	14:35:09.936
12 -	27.166	111.4	30.181	91.5	21.654	101.2	30.060	105.5	1:49.061 (2)	88.86	0.125	14:36:58.997



## 2019 Bennetts British Superbike Championship - Rock Oil Round 9

## 2019 HEL Performance British Motostar Championship

## RACE 10 - SECTOR ANALYSIS



SECTOR 1 = FL to I1, SECTOR 2 = I1 to I2 SECTOR 3 = I2 to I3, SECTOR 4 = I3 to FL, DIFF = Difference To Personal Best Lap, P = Crossed Finish Line in Pit Lane, D = Time Disallowed

P13 20 S		Jack HART				Honda - Stiggy Motorsport						
IDEAL LAP TIME : 1:48.639		BEST LAP TIME : 1:48.947				DIFFERENCE : 0.308						
LAP	SECTOR 1	SECTOR 2	SECTOR 3	SECTOR 4	LAP TIME	MPH	DIFF	TIME OF DAY				
1 -		113.3	30.711	92.4	21.908	101.3	30.397	107.2	1:56.261	83.35	7.314	14:16:53.543
2 -	27.520	112.2	30.306	92.5	21.525	102.9	<b>30.007</b>	108.0	1:49.358 (2)	88.61	0.411	14:18:42.901
3 -	27.228	112.9	30.400	91.6	21.684	101.5	30.185	107.5	1:49.497	88.50	0.550	14:20:32.398
4 -	27.298	112.9	30.397	91.3	21.625	101.8	30.390	108.4	1:49.710	88.33	0.763	14:22:22.108
5 -	27.118	113.5	30.541	92.0	21.594	102.2	30.240	107.7	1:49.493	88.51	0.546	14:24:11.601
6 -	27.292	112.9	30.278	92.3	21.604	101.6	30.326	107.7	1:49.500	88.50	0.553	14:26:01.101
7 -	27.274	112.7	30.318	<b>92.6</b>	21.683	101.6	30.409	108.4	1:49.684	88.35	0.737	14:27:50.785
8 -	27.281	<b>113.7</b>	30.853	92.0	21.685	102.6	30.428	108.2	1:50.247	87.90	1.300	14:29:41.032
9 -	27.296	113.5	30.608	91.8	21.856	100.7	30.243	<b>108.5</b>	1:50.003	88.10	1.056	14:31:31.035
10 -	27.355	112.7	30.487	92.3	21.729	101.2	30.266	108.4	1:49.837	88.23	0.890	14:33:20.872
11 -	27.338	112.5	30.528	92.3	<b>21.496</b>	<b>103.0</b>	30.045	107.2	1:49.407 (3)	88.58	0.460	14:35:10.279
12 -	<b>27.015</b>	<b>113.7</b>	<b>30.121</b>	92.5	21.728	102.7	30.083	107.3	<b>1:48.947 (1)</b>	<b>88.95</b>		<b>14:36:59.226</b>

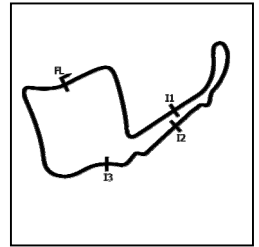
P14 37 S		Corey TINKER				Honda - Microlise Cresswell Racing						
IDEAL LAP TIME : 1:49.392		BEST LAP TIME : 1:49.826				DIFFERENCE : 0.434						
LAP	SECTOR 1	SECTOR 2	SECTOR 3	SECTOR 4	LAP TIME	MPH	DIFF	TIME OF DAY				
1 -		<b>116.5</b>	31.666	<b>93.3</b>	<b>21.309</b>	<b>104.0</b>	<b>30.246</b>	<b>108.4</b>	1:57.376	82.56	7.550	14:16:54.658
2 -	<b>27.495</b>	115.5	30.723	91.8	21.445	102.9	30.257	106.5	1:49.920 (2)	88.16	0.094	14:18:44.578
3 -	27.889	111.6	30.695	92.0	21.572	102.1	30.472	106.5	1:50.628	87.60	0.802	14:20:35.206
4 -	27.562	111.8	30.619	92.6	21.513	101.9	30.577	106.3	1:50.271	87.88	0.445	14:22:25.477
5 -	27.748	111.4	30.837	92.6	21.529	100.6	30.483	106.6	1:50.597	87.62	0.771	14:24:16.074
6 -	27.565	111.8	30.489	92.4	21.572	101.8	30.356	107.2	1:49.982 (3)	88.11	0.156	14:26:06.056
7 -	27.660	111.6	30.396	92.9	21.461	102.1	30.309	107.7	<b>1:49.826 (1)</b>	<b>88.24</b>		<b>14:27:55.882</b>
8 -	27.535	111.1	<b>30.342</b>	93.2	21.957	102.4	30.334	107.8	1:50.168	87.96	0.342	14:29:46.050
9 -	27.937	111.2	30.621	92.3	21.705	100.4	30.632	106.8	1:50.895	87.39	1.069	14:31:36.945
10 -	27.843	110.7	30.875	92.9	21.664	101.5	30.840	108.2	1:51.222	87.13	1.396	14:33:28.167
11 -	27.869	111.1	31.456	92.9	21.989	101.6	30.583	107.0	1:51.897	86.60	2.071	14:35:20.064
12 -	28.163	109.8	30.912	92.6	21.818	101.5	30.764	105.5	1:51.657	86.79	1.831	14:37:11.721

P15 57 S		Josh HIATT				Honda - Sorrymate.com						
IDEAL LAP TIME : 1:49.613		BEST LAP TIME : 1:49.674				DIFFERENCE : 0.061						
LAP	SECTOR 1	SECTOR 2	SECTOR 3	SECTOR 4	LAP TIME	MPH	DIFF	TIME OF DAY				
1 -		<b>113.7</b>	30.681	<b>92.0</b>	21.825	<b>101.3</b>	30.325	<b>108.4</b>	1:56.414	83.24	6.740	14:16:53.696
2 -	27.757	112.9	30.330	91.5	21.667	100.7	30.142	106.6	1:49.896 (2)	88.18	0.222	14:18:43.592
3 -	27.651	112.5	<b>30.255</b>	91.0	21.674	100.7	<b>30.094</b>	107.3	<b>1:49.674 (1)</b>	<b>88.36</b>		<b>14:20:33.266</b>
4 -	<b>27.644</b>	111.1	30.483	91.0	21.733	100.3	30.150	106.8	1:50.010 (3)	88.09	0.336	14:22:23.276
5 -	27.735	111.1	30.459	91.3	21.746	100.1	30.312	106.1	1:50.252	87.90	0.578	14:24:13.528
6 -	27.778	110.9	30.569	91.0	21.737	99.7	30.547	106.3	1:50.631	87.60	0.957	14:26:04.159
7 -	27.765	110.3	30.633	90.4	21.874	99.7	30.571	106.3	1:50.843	87.43	1.169	14:27:55.002
8 -	27.965	110.5	30.636	90.0	21.817	99.8	30.572	106.5	1:50.990	87.31	1.316	14:29:45.992
9 -	28.038	109.4	31.023	91.1	<b>21.620</b>	100.3	30.418	105.3	1:51.099	87.23	1.425	14:31:37.091
10 -	27.762	112.7	30.651	90.4	21.841	98.3	30.734	105.1	1:50.988	87.31	1.314	14:33:28.079
11 -	28.011	109.1	31.331	90.5	21.998	100.0	30.590	105.1	1:51.930	86.58	2.256	14:35:20.009
12 -	28.286	108.5	32.117	88.5	21.996	99.8	30.402	105.3	1:52.801	85.91	3.127	14:37:12.810

## 2019 Bennetts British Superbike Championship - Rock Oil Round 9

## 2019 HEL Performance British Motostar Championship

## RACE 10 - SECTOR ANALYSIS



SECTOR 1 = FL to I1, SECTOR 2 = I1 to I2 SECTOR 3 = I2 to I3, SECTOR 4 = I3 to FL, DIFF = Difference To Personal Best Lap, P = Crossed Finish Line in Pit Lane, D = Time Disallowed

P16 88 S		Harry LEIGH		Honda - SymCircus Motorsport							
IDEAL LAP TIME : 1:49.944		BEST LAP TIME : 1:50.278		DIFFERENCE : 0.334							
LAP	SECTOR 1	SECTOR 2	SECTOR 3	SECTOR 4	LAP TIME	MPH	DIFF	TIME OF DAY			
1 -		<b>116.5</b>	31.275 92.4	21.769 <b>103.7</b>	<b>30.191</b> <b>109.2</b>	1:57.241	82.66	6.963	14:16:54.523		
2 -	<b>27.348</b>	<b>116.5</b>	31.274 91.1	21.646 103.5	30.245 108.4	1:50.513 (2)	87.69	0.235	14:18:45.036		
3 -	27.601	115.5	31.432 90.5	21.720 102.4	30.349 108.0	1:51.102	87.22	0.824	14:20:36.138		
4 -	27.765	113.5	31.147 91.8	21.863 102.2	30.589 107.5	1:51.364	87.02	1.086	14:22:27.502		
5 -	27.688	113.3	30.962 92.6	21.749 100.9	30.565 107.7	1:50.964	87.33	0.686	14:24:18.466		
6 -	27.634	112.7	31.308 92.3	21.764 101.3	30.923 107.3	1:51.629	86.81	1.351	14:26:10.095		
7 -	27.726	111.8	30.884 <b>92.8</b>	<b>21.619</b> 101.8	30.532 107.7	1:50.761	87.49	0.483	14:28:00.856		
8 -	27.452	112.9	30.877 90.8	21.757 102.6	30.456 107.7	1:50.542 (3)	87.67	0.264	14:29:51.398		
9 -	27.690	112.7	30.837 92.4	21.865 101.3	30.461 107.7	1:50.853	87.42	0.575	14:31:42.251		
10 -	27.530	112.2	30.956 91.4	21.722 101.8	30.393 107.5	1:50.601	87.62	0.323	14:33:32.852		
11 -	27.554	111.8	<b>30.786</b> 92.6	21.638 102.1	30.300 107.5	<b>1:50.278</b> (1)	<b>87.88</b>		<b>14:35:23.130</b>		
12 -	27.520	113.1	30.819 92.6	21.628 103.2	30.742 106.5	1:50.709	87.53	0.431	14:37:13.839		

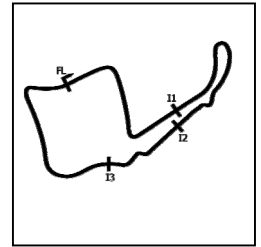
P17 35 S		Jeremy KNIGHT		Honda - Jeremy Knight Racing / SP125							
IDEAL LAP TIME : 1:50.194		BEST LAP TIME : 1:50.513		DIFFERENCE : 0.319							
LAP	SECTOR 1	SECTOR 2	SECTOR 3	SECTOR 4	LAP TIME	MPH	DIFF	TIME OF DAY			
1 -		<b>113.7</b>	31.833 90.1	22.253 <b>101.2</b>	30.899 104.5	1:59.053	81.40	8.540	14:16:56.335		
2 -	28.017	110.0	31.002 89.8	21.961 97.2	30.924 104.8	1:51.904	86.60	1.391	14:18:48.239		
3 -	27.993	109.8	30.896 90.1	21.737 99.5	30.927 104.8	1:51.553	86.87	1.040	14:20:39.792		
4 -	28.145	107.8	31.021 89.5	21.666 98.9	30.858 105.3	1:51.690	86.76	1.177	14:22:31.482		
5 -	27.916	108.0	31.028 90.3	21.637 99.2	30.749 103.5	1:51.330	87.05	0.817	14:24:22.812		
6 -	28.019	111.1	31.050 90.1	21.835 98.6	30.746 <b>106.0</b>	1:51.650	86.80	1.137	14:26:14.462		
7 -	27.708	109.8	<b>30.636</b> 88.1	21.710 99.1	30.824 105.5	1:50.878 (3)	87.40	0.365	14:28:05.340		
8 -	27.907	108.9	30.958 <b>90.4</b>	21.793 99.4	30.918 104.6	1:51.576	86.85	1.063	14:29:56.916		
9 -	27.773	109.2	31.001 89.2	21.720 99.2	31.019 102.7	1:51.513	86.90	1.000	14:31:48.429		
10 -	27.918	108.7	30.880 88.5	21.762 98.8	30.778 105.1	1:51.338	87.04	0.825	14:33:39.767		
11 -	27.672	109.8	30.646 89.2	21.667 100.1	<b>30.543</b> <b>106.0</b>	1:50.528 (2)	87.68	0.015	14:35:30.295		
12 -	<b>27.433</b>	110.7	30.864 90.1	<b>21.582</b> 99.4	30.634 104.2	<b>1:50.513</b> (1)	<b>87.69</b>		<b>14:37:20.808</b>		

P18 3 S		Louis RENDELL		Honda - Microlise Cresswell Racing							
IDEAL LAP TIME : 1:50.266		BEST LAP TIME : 1:50.417		DIFFERENCE : 0.151							
LAP	SECTOR 1	SECTOR 2	SECTOR 3	SECTOR 4	LAP TIME	MPH	DIFF	TIME OF DAY			
1 -		<b>114.7</b>	31.581 <b>93.0</b>	22.030 102.4	30.550 <b>108.9</b>	1:59.480	81.11	9.063	14:16:56.762		
2 -	28.146	114.3	31.457 91.1	22.141 100.6	30.753 107.0	1:52.497	86.14	2.080	14:18:49.259		
3 -	27.872	112.2	31.127 91.9	21.694 101.6	30.409 108.4	1:51.102	87.22	0.685	14:20:40.361		
4 -	28.294	112.2	31.032 91.3	21.732 102.1	30.462 108.0	1:51.520	86.90	1.103	14:22:31.881		
5 -	27.910	112.2	30.982 91.9	<b>21.607</b> 102.2	30.394 108.5	1:50.893	87.39	0.476	14:24:22.774		
6 -	27.899	112.2	30.904 91.1	21.994 101.0	30.578 107.0	1:51.375	87.01	0.958	14:26:14.149		
7 -	28.057	110.9	31.362 90.4	21.642 102.1	30.497 108.7	1:51.558	86.87	1.141	14:28:05.707		
8 -	27.951	112.7	31.237 90.8	21.756 102.1	31.216 106.6	1:52.160	86.40	1.743	14:29:57.867		
9 -	27.952	112.4	30.759 92.1	21.669 101.2	30.460 107.7	1:50.840 (3)	87.43	0.423	14:31:48.707		
10 -	27.720	113.1	31.077 90.8	21.694 102.4	30.662 107.5	1:51.153	87.18	0.736	14:33:39.860		
11 -	27.740	113.1	<b>30.629</b> 92.4	21.655 <b>102.9</b>	30.550 106.5	1:50.574 (2)	87.64	0.157	14:35:30.434		
12 -	<b>27.685</b>	112.9	30.721 91.8	21.666 101.6	<b>30.345</b> 107.5	<b>1:50.417</b> (1)	<b>87.77</b>		<b>14:37:20.851</b>		

2019 Bennetts British Superbike Championship - Rock Oil Round 9

2019 HEL Performance British Motostar Championship

RACE 10 - SECTOR ANALYSIS



SECTOR 1 = FL to I1, SECTOR 2 = I1 to I2 SECTOR 3 = I2 to I3, SECTOR 4 = I3 to FL, DIFF = Difference To Personal Best Lap, P = Crossed Finish Line in Pit Lane, D = Time Disallowed

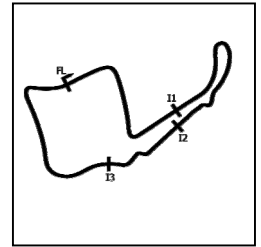
P19 18 S		Jodie FIELDHOUSE				Honda - Go Pink Racing						
IDEAL LAP TIME : 1:52.130		BEST LAP TIME : 1:52.328				DIFFERENCE : 0.198						
LAP	SECTOR 1	SECTOR 2		SECTOR 3		SECTOR 4		LAP TIME	MPH	DIFF	TIME OF DAY	
1 -		<b>114.7</b>	31.808	92.1	22.239	<b>103.4</b>	30.782	<b>109.1</b>	1:59.836	80.87	7.508	14:16:57.118
2 -	28.416	114.5	31.321	<b>92.6</b>	22.040	102.7	30.889	108.9	1:52.666	86.01	0.338	14:18:49.784
3 -	<b>28.333</b>	114.1	31.326	91.3	22.003	102.9	30.982	107.8	1:52.644	86.03	0.316	14:20:42.428
4 -	28.770	112.4	31.653	91.1	22.360	101.3	30.891	107.2	1:53.674	85.25	1.346	14:22:36.102
5 -	28.733	111.2	31.637	91.0	22.100	101.6	<b>30.706</b>	107.3	1:53.176	85.63	0.848	14:24:29.278
6 -	28.361	112.0	31.576	90.6	22.192	101.3	30.966	107.0	1:53.095	85.69	0.767	14:26:22.373
7 -	28.586	112.5	31.561	90.8	22.076	100.9	30.898	108.0	1:53.121	85.67	0.793	14:28:15.494
8 -	28.574	112.5	31.561	90.8	22.016	101.8	31.018	107.0	1:53.169	85.63	0.841	14:30:08.663
9 -	28.535	113.9	31.610	91.4	21.887	100.9	31.042	107.7	1:53.074	85.70	0.746	14:32:01.737
10 -	28.338	112.5	31.240	92.0	21.945	101.0	30.992	<b>109.1</b>	1:52.515 (2)	86.13	0.187	14:33:54.252
11 -	28.441	112.4	<b>31.210</b>	91.0	21.971	101.9	30.970	106.6	1:52.592 (3)	86.07	0.264	14:35:46.844
12 -	28.407	112.2	31.313	91.3	<b>21.881</b>	101.6	30.727	106.8	<b>1:52.328 (1)</b>	<b>86.27</b>		<b>14:37:39.172</b>

P20 48		Sharni PINFOLD				Honda - City Lifting/RS Racing						
IDEAL LAP TIME : 1:51.903		BEST LAP TIME : 1:52.506				DIFFERENCE : 0.603						
LAP	SECTOR 1	SECTOR 2		SECTOR 3		SECTOR 4		LAP TIME	MPH	DIFF	TIME OF DAY	
1 -		114.3	31.957	<b>92.5</b>	22.278	<b>102.4</b>	31.159	106.3	1:59.134	81.34	6.628	14:16:56.416
2 -	28.173	<b>114.7</b>	31.516	92.3	22.339	101.3	31.235	108.0	1:53.263	85.56	0.757	14:18:49.679
3 -	27.902	114.5	31.393	92.1	22.314	101.5	31.484	108.0	1:53.093	85.69	0.587	14:20:42.772
4 -	28.495	113.5	31.906	91.6	22.361	101.6	30.947	<b>109.1</b>	1:53.709	85.22	1.203	14:22:36.481
5 -	28.466	111.4	31.744	92.0	22.266	101.0	31.036	108.7	1:53.512	85.37	1.006	14:24:29.993
6 -	<b>27.793</b>	113.7	31.648	92.0	22.477	101.0	30.957	108.7	1:52.875	85.85	0.369	14:26:22.868
7 -	28.145	113.7	31.624	92.1	22.318	101.2	30.867	108.5	1:52.954	85.79	0.448	14:28:15.822
8 -	28.484	113.3	31.719	91.5	<b>22.075</b>	102.1	30.819	107.8	1:53.097	85.69	0.591	14:30:08.919
9 -	28.190	112.4	<b>31.345</b>	91.4	22.191	100.6	30.976	106.3	1:52.702 (3)	85.99	0.196	14:32:01.621
10 -	28.004	110.9	31.434	91.5	22.149	100.4	30.919	107.5	<b>1:52.506 (1)</b>	<b>86.14</b>		<b>14:33:54.127</b>
11 -	27.955	111.8	31.502	91.3	22.255	100.6	31.379	108.0	1:53.091	85.69	0.585	14:35:47.218
12 -	28.174	113.3	31.559	91.8	22.171	101.6	<b>30.690</b>	107.3	1:52.594 (2)	86.07	0.088	14:37:39.812

P21 45		Scott SWANN				IFS KTM - IFS Team Swann Racing						
IDEAL LAP TIME : 1:43.749		BEST LAP TIME : 1:43.828				DIFFERENCE : 0.079						
LAP	SECTOR 1	SECTOR 2		SECTOR 3		SECTOR 4		LAP TIME	MPH	DIFF	TIME OF DAY	
1 -		<b>123.8</b>	29.921	99.1	20.806	110.7	29.012	116.7	1:51.788	86.69	7.960	14:16:49.070
2 -	26.114	122.0	29.189	98.9	20.831	111.1	28.814	115.9	1:44.948	92.34	1.120	14:18:34.018
3 -	26.424	123.5	29.386	98.3	20.712	111.6	29.047	117.7	1:45.569	91.80	1.741	14:20:19.587
4 -	26.364	122.6	29.366	<b>100.6</b>	20.847	<b>112.2</b>	28.851	116.3	1:45.428	91.92	1.600	14:22:05.015
5 -	25.941	123.1	29.942	98.9	20.682	111.8	29.478	117.1	1:46.043	91.39	2.215	14:23:51.058
6 -	26.278	122.2	29.481	100.4	20.833	111.1	29.068	<b>117.9</b>	1:45.660	91.72	1.832	14:25:36.718
7 -	26.083	121.1	29.079	98.6	20.604	110.3	28.799	116.5	1:44.565 (3)	92.68	0.737	14:27:21.283
8 -	<b>25.791</b>	121.1	<b>28.724</b>	98.6	<b>20.461</b>	111.1	28.852	114.3	<b>1:43.828 (1)</b>	<b>93.33</b>		<b>14:29:05.111</b>
9 -	25.908	122.0	28.993	97.9	20.614	110.9	<b>28.773</b>	116.1	1:44.288 (2)	92.92	0.460	14:30:49.399

P22 16 S		Harvey CLARIDGE				Honda - Nova Racing/SP 125						
IDEAL LAP TIME : 1:48.603		BEST LAP TIME : 1:48.844				DIFFERENCE : 0.241						
LAP	SECTOR 1	SECTOR 2		SECTOR 3		SECTOR 4		LAP TIME	MPH	DIFF	TIME OF DAY	
1 -		113.5	30.489	<b>92.9</b>	21.573	102.7	30.061	109.1	1:55.157	84.15	6.313	14:16:52.439
2 -	<b>27.041</b>	<b>115.3</b>	<b>30.288</b>	92.5	21.430	<b>103.4</b>	30.085	<b>109.4</b>	<b>1:48.844 (1)</b>	<b>89.03</b>		<b>14:18:41.283</b>
3 -	27.395	113.7	30.305	92.0	<b>21.301</b>	103.2	<b>29.973</b>	108.7	1:48.974 (3)	88.93	0.130	14:20:30.257
4 -	27.146	111.6	30.433	92.6	21.318	102.6	30.036	109.2	1:48.933 (2)	88.96	0.089	14:22:19.190

RACE 10 - SECTOR ANALYSIS



SECTOR 1 = FL to I1, SECTOR 2 = I1 to I2 SECTOR 3 = I2 to I3, SECTOR 4 = I3 to FL, DIFF = Difference To Personal Best Lap, P = Crossed Finish Line in Pit Lane, D = Time Disallowed

P23 11		Dan JONES		KTM - City Lifting/RS Racing										
IDEAL LAP TIME : 1:44.465		BEST LAP TIME : 1:44.547		DIFFERENCE : 0.082										
LAP	SECTOR 1	SECTOR 2	SECTOR 3	SECTOR 4	LAP TIME	MPH	DIFF	TIME OF DAY						
1 -	122.6	29.306	<b>98.2</b>	20.803	109.4	<b>28.805</b>	<b>115.7</b>	1:48.926	88.97	4.379	14:16:46.208			
2 -	26.067	122.2	29.237	97.8	20.678	<b>109.8</b>	28.817	115.1	1:44.799 (2)	92.47	0.252	14:18:31.007		
3 -	<b>26.005</b>	<b>123.1</b>	<b>29.108</b>	97.2	<b>20.547</b>	<b>109.8</b>	28.887	115.3	<b>1:44.547 (1)</b>	<b>92.69</b>		<b>14:20:15.554</b>		

# MCRCB BULLETIN TK265

## 2019 Bennetts British Superbike Championship - Rock Oil Round 9

### 2019 HEL Performance British Motostar Championship

#### RACE 10 - BEST SECTORS

SECTOR 1				SECTOR 2				SECTOR 3				SECTOR 4				IDEAL / BEST COMPARISON		
POS	NO	NAME	TIME	NO	NAME	TIME	NO	NAME	TIME	NO	NAME	TIME	NO	NAME	IDEAL	BEST	DIFF	
															<b>PERFECT LAP</b>		<b>1:43.749</b>	
1	45	SWANN	25.791	45	SWANN	28.724	45	SWANN	20.461	45	SWANN	28.773	1	45	SWANN	1:43.749	1:43.828	0.079
2	96	PAASCH	25.879	70	WHATLEY	28.960	70	WHATLEY	20.473	11	JONES	28.805	2	70	WHATLEY	1:44.295	1:44.492	0.197
3	11	JONES	26.005	96	PAASCH	29.086	96	PAASCH	20.526	70	WHATLEY	28.838	3	96	PAASCH	1:44.359	1:44.516	0.157
4	21	van de	26.012	11	JONES	29.108	11	JONES	20.547	96	PAASCH	28.868	4	11	JONES	1:44.465	1:44.547	0.082
5	70	WHATLEY	26.024	7	BEST	29.123	21	van de	20.563	14	NIXON	28.873	5	14	NIXON	1:44.840	1:45.225	0.385
6	7	BEST	26.068	14	NIXON	29.186	47	ARCHER	20.567	47	ARCHER	28.958	6	7	BEST	1:44.907	1:45.371	0.464
7	14	NIXON	26.078	21	van de	29.240	7	BEST	20.642	7	BEST	29.074	7	21	van de BUNT	1:44.917	1:44.985	0.068
8	47	ARCHER	26.221	47	ARCHER	29.282	14	NIXON	20.703	21	van de	29.102	8	47	ARCHER	1:45.028	1:45.259	0.231
9	72	HORSMAN	26.544	19	OGDEN	29.651	72	HORSMAN	21.049	54	BURMAN	29.413	9	72	HORSMAN	1:46.918	1:46.980	0.062
10	54	BURMAN	26.620	72	HORSMAN	29.798	19	OGDEN	21.057	72	HORSMAN	29.527	10	19	OGDEN	1:47.135	1:47.291	0.156
11	99	DAVIS	26.723	54	BURMAN	29.808	99	DAVIS	21.250	99	DAVIS	29.666	11	54	BURMAN	1:47.186	1:47.302	0.116
12	19	OGDEN	26.740	99	DAVIS	29.862	16	CLARIDG	21.301	19	OGDEN	29.687	12	99	DAVIS	1:47.501	1:47.821	0.320
13	17	BOURNE	26.768	17	BOURNE	29.877	37	TINKER	21.309	17	BOURNE	29.924	13	17	BOURNE	1:47.902	1:48.041	0.139
14	20	HART	27.015	77	LYONS	30.117	17	BOURNE	21.333	16	CLARIDG	29.973	14	16	CLARIDGE	1:48.603	1:48.844	0.241
15	16	CLARIDG	27.041	20	HART	30.121	54	BURMAN	21.345	77	LYONS	29.977	15	77	LYONS	1:48.631	1:48.936	0.305
16	77	LYONS	27.083	57	HIATT	30.255	77	LYONS	21.454	20	HART	30.007	16	20	HART	1:48.639	1:48.947	0.308
17	88	LEIGH	27.348	16	CLARIDG	30.288	20	HART	21.496	57	HIATT	30.094	17	37	TINKER	1:49.392	1:49.826	0.434
18	35	KNIGHT	27.433	37	TINKER	30.342	35	KNIGHT	21.582	88	LEIGH	30.191	18	57	HIATT	1:49.613	1:49.674	0.061
19	37	TINKER	27.495	3	RENDELL	30.629	3	RENDELL	21.607	37	TINKER	30.246	19	88	LEIGH	1:49.944	1:50.278	0.334
20	57	HIATT	27.644	35	KNIGHT	30.636	88	LEIGH	21.619	3	RENDELL	30.345	20	35	KNIGHT	1:50.194	1:50.513	0.319
21	3	RENDELL	27.685	88	LEIGH	30.786	57	HIATT	21.620	35	KNIGHT	30.543	21	3	RENDELL	1:50.266	1:50.417	0.151
22	48	PINFOLD	27.793	18	FIELDHO	31.210	18	FIELDHO	21.881	48	PINFOLD	30.690	22	48	PINFOLD	1:51.903	1:52.506	0.603
23	18	FIELDHO	28.333	48	PINFOLD	31.345	48	PINFOLD	22.075	18	FIELDHO	30.706	23	18	FIELDHOUSE	1:52.130	1:52.328	0.198

24

Weather / Track : Cloudy / Dry

Oulton Park International  
 Circuit Length = 2.6920 miles  
 Start: 14:14 Flag 14:36 End: 14:37

Results can be found at [www.tsl-timing.com](http://www.tsl-timing.com)

Printed - 14:41 Sunday, 08 September 2019

**MCRCB BULLETIN TK266****2019 Bennetts British Superbike Championship - Rock Oil Round 9****2019 HEL Performance British Motostar Championship****RACE 10 - BEST SPEEDS**

POS	INTERMEDIATE 1		INTERMEDIATE 2		INTERMEDIATE 3		FINISH LINE		MPH			
	NO	NAME	MPH	NO	NAME	MPH	NO	NAME				
1	21	van de BUNT	126.1	45	SWANN	100.6	70	WHATLEY	112.5	70	WHATLEY	118.5
2	70	WHATLEY	124.0	70	WHATLEY	100.1	45	SWANN	112.2	45	SWANN	117.9
3	45	SWANN	123.8	21	van de BUNT	99.1	47	ARCHER	111.2	14	NIXON	116.5
4	47	ARCHER	123.3	14	NIXON	98.8	21	van de BUNT	111.1	21	van de BUNT	116.5
5	96	PAASCH	123.1	54	BURMAN	98.6	96	PAASCH	110.3	47	ARCHER	116.3
6	11	JONES	123.1	96	PAASCH	98.5	14	NIXON	110.3	96	PAASCH	116.1
7	14	NIXON	122.4	47	ARCHER	98.2	11	JONES	109.8	54	BURMAN	115.7
8	54	BURMAN	122.0	11	JONES	98.2	54	BURMAN	109.4	11	JONES	115.7
9	7	BEST	121.1	7	BEST	97.3	7	BEST	108.7	7	BEST	114.1
10	99	DAVIS	120.6	99	DAVIS	96.6	99	DAVIS	107.3	99	DAVIS	113.5
11	37	TINKER	116.5	19	OGDEN	93.5	72	HORSMAN	104.0	72	HORSMAN	110.5
12	88	LEIGH	116.5	72	HORSMAN	93.3	37	TINKER	104.0	19	OGDEN	109.8
13	72	HORSMAN	115.9	37	TINKER	93.3	88	LEIGH	103.7	16	CLARIDGE	109.4
14	19	OGDEN	115.9	3	RENDELL	93.0	19	OGDEN	103.5	77	LYONS	109.2
15	16	CLARIDGE	115.3	16	CLARIDGE	92.9	18	FIELDHOUSE	103.4	88	LEIGH	109.2
16	77	LYONS	114.9	77	LYONS	92.8	16	CLARIDGE	103.4	18	FIELDHOUSE	109.1
17	3	RENDELL	114.7	88	LEIGH	92.8	20	HART	103.0	48	PINFOLD	109.1
18	18	FIELDHOUSE	114.7	20	HART	92.6	77	LYONS	102.9	3	RENDELL	108.9
19	48	PINFOLD	114.7	18	FIELDHOUSE	92.6	3	RENDELL	102.9	20	HART	108.5
20	17	BOURNE	114.1	48	PINFOLD	92.5	48	PINFOLD	102.4	37	TINKER	108.4
21	20	HART	113.7	57	HIATT	92.0	17	BOURNE	102.2	57	HIATT	108.4
22	57	HIATT	113.7	17	BOURNE	91.8	57	HIATT	101.3	17	BOURNE	108.2
23	35	KNIGHT	113.7	35	KNIGHT	90.4	35	KNIGHT	101.2	35	KNIGHT	106.0
24												

Weather / Track : Cloudy / Dry

Oulton Park International  
Circuit Length = 2.6920 miles  
Start: 14:14 Flag 14:36 End: 14:37

Results can be found at [www.tsl-timing.com](http://www.tsl-timing.com)

Printed - 14:41 Sunday, 08 September 2019

# MCRCB BULLETIN TK267

## 2019 Bennetts British Superbike Championship - Rock Oil Round 9

### 2019 HEL Performance British Motostar Championship

#### RACE 10 - STATISTICS

**Competitors Started** 23  
**Planned Start** 2019-09-08 @ 14:15:00.000  
**Actual Start** 2019-09-08 @ 14:14:57.281  
**Finish Time** 2019-09-08 @ 14:36:02.160  
**Track Length** 2.6920mi.  
**Total Laps** 256  
**Total Distance Covered** 689.1593mi.

#### Session Fastest Lap History

NO	CL	NAME	LAP TIME	TIME OF DAY	LAP	VEHICLE
11		Dan JONES	1:44.799	14:18:31.024	2	KTM
96		Brandon PAASCH	1:44.564	14:18:31.250	2	KTM
11		Dan JONES	1:44.547	14:20:15.571	3	KTM
96		Brandon PAASCH	1:44.516	14:20:15.766	3	KTM
45		Scott SWANN	1:43.828	14:29:05.133	8	IFS KTM

#### Session Leader History

NO	CL	NAME	FROM LAP	LAPS LED	DISTANCE	VEHICLE
11		Dan JONES	1	3	8.07 miles	KTM
96		Brandon PAASCH	4	1	2.69 miles	KTM
70		Joshua WHATLEY	5	4	10.76 miles	KTM
96		Brandon PAASCH	9	4	10.76 miles	KTM

#### Flag History

TYPE	TIME OF DAY
GREEN	14:14:57.281
FINISH	14:36:02.160

#### Flag Statistics

TYPE	COUNT	TOTAL LAPS	TOTAL TIME
Green	1	12	22:50.820
Red	0	0	0.000
Safety Car	0	0	0.000
FCY	0	0	0.000

Weather / Track : Cloudy / Dry

# MCRCB BULLETIN TK267

## 2019 Bennetts British Superbike Championship - Rock Oil Round 9

### 2019 HEL Performance British Motostar Championship

#### RACE 10 - STATISTICS

CLASS :

11 Starters

#### Fastest Lap History

NO	NAME	LAP TIME	TIME OF DAY	LAP	VEHICLE
11	Dan JONES	<b>1:44.799</b>	14:18:31.024	2	KTM
96	Brandon PAASCH	<b>1:44.564</b>	14:18:31.250	2	KTM
11	Dan JONES	<b>1:44.547</b>	14:20:15.571	3	KTM
96	Brandon PAASCH	<b>1:44.516</b>	14:20:15.766	3	KTM
45	Scott SWANN	<b>1:43.828</b>	14:29:05.133	8	IFS KTM

#### Leader History

NO	NAME	FROM LAP	LAPS LED	DISTANCE	VEHICLE
11	Dan JONES	1	3	8.07 miles	KTM
96	Brandon PAASCH	4	1	2.69 miles	KTM
70	Joshua WHATLEY	5	4	10.76 miles	KTM
96	Brandon PAASCH	9	4	10.76 miles	KTM

Weather / Track : Cloudy / Dry

Results can be found at [www.tsl-timing.com](http://www.tsl-timing.com)

Page 2 of 3

Oulton Park International  
Circuit Length = 2.6920 miles  
Start: 14:14 Flag 14:36 End: 14:37

Printed - 14:42 Sunday, 08 September 2019



# MCRCB BULLETIN TK267

## 2019 Bennetts British Superbike Championship - Rock Oil Round 9

### 2019 HEL Performance British Motostar Championship

#### RACE 10 - STATISTICS

CLASS : S

12 Starters

#### Fastest Lap History

NO	NAME	LAP TIME	TIME OF DAY	LAP	VEHICLE
72	Cameron HORSMAN	<b>1:47.798</b>	14:18:38.242	2	Honda
19	Scott OGDEN	<b>1:47.719</b>	14:25:50.460	6	Honda
19	Scott OGDEN	<b>1:47.392</b>	14:27:37.851	7	Honda
19	Scott OGDEN	<b>1:47.291</b>	14:29:25.143	8	Honda
72	Cameron HORSMAN	<b>1:46.980</b>	14:29:25.358	8	Honda

#### Leader History

NO	NAME	FROM LAP	LAPS LED	DISTANCE	VEHICLE
72	Cameron HORSMAN	1	2	5.38 miles	Honda
19	Scott OGDEN	3	2	5.38 miles	Honda
72	Cameron HORSMAN	5	1	2.69 miles	Honda
19	Scott OGDEN	6	6	16.15 miles	Honda
72	Cameron HORSMAN	12	1	2.69 miles	Honda

Weather / Track : Cloudy / Dry

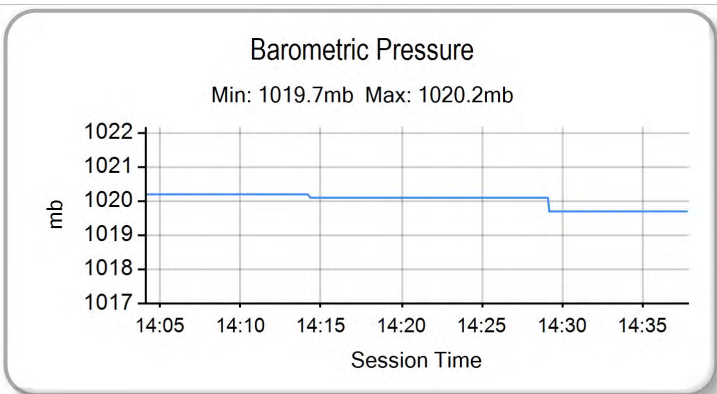
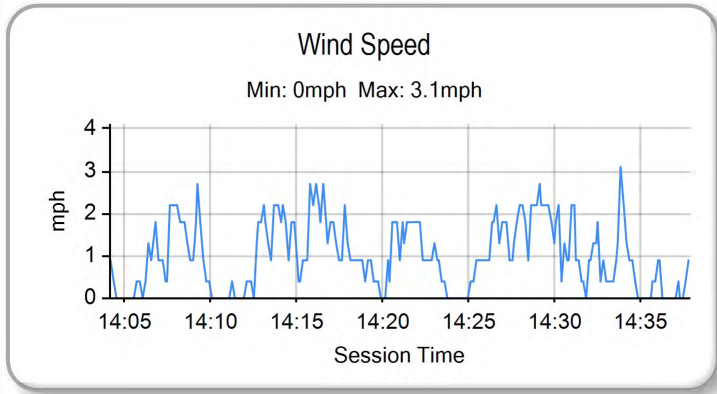
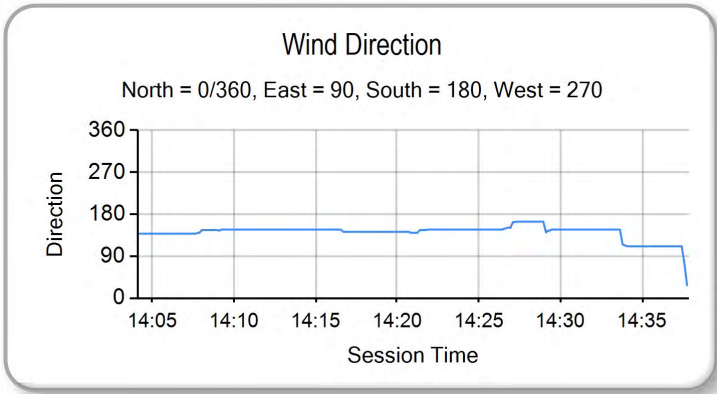
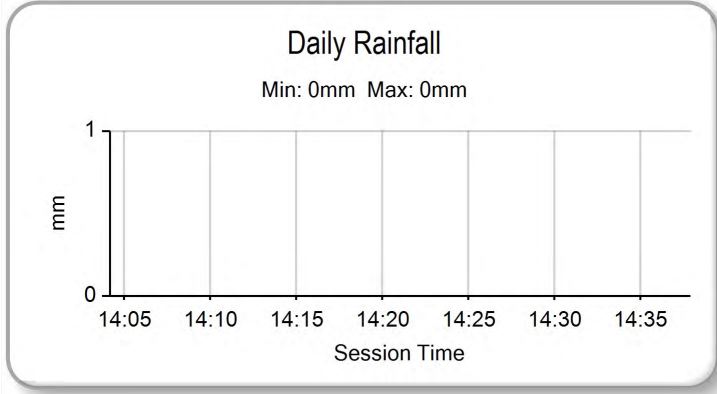
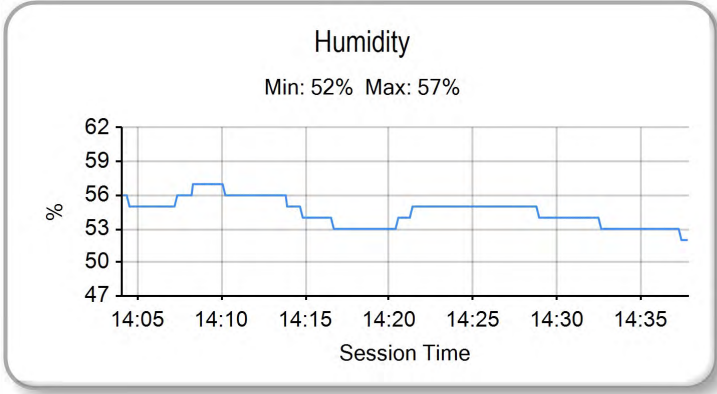
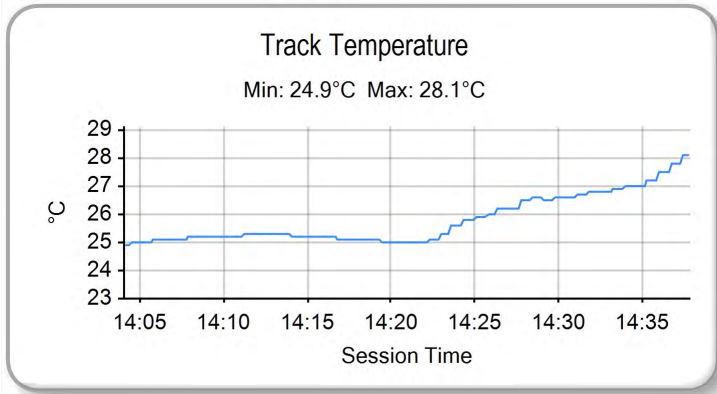
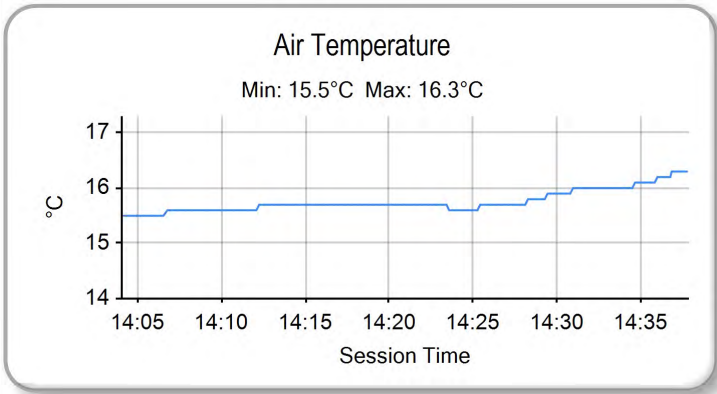
Results can be found at [www.tsl-timing.com](http://www.tsl-timing.com)

Page 3 of 3

Oulton Park International  
Circuit Length = 2.6920 miles  
Start: 14:14 Flag 14:36 End: 14:37

Printed - 14:42 Sunday, 08 September 2019

RACE 10 - WEATHER CONDITIONS



Weather / Track : Cloudy / Dry

Results can be found at [www.tsl-timing.com](http://www.tsl-timing.com)

Oulton Park International  
Circuit Length = 2.6920 miles  
Start: 14:14 Flag 14:36 End: 14:37

Printed - 14:42 Sunday, 08 September 2019

## 2019 HEL Performance British Motostar Championship

## MOTO 3 GP POINTS AFTER ROUND 12

		TOTAL	GAP	DIFF																			Wins	Seconds	Thirds	
					1	2	3	4	5	6	7	8	9	10	11	12	13	14	15	16	17	18				
					4th-6th May	Oulton Park International	14th-16th June	Brands Hatch GP	28th-30th June	Knockhill	2nd-3rd August	Thruxton	16th-18th August	Cadwell Park	6th-8th September	Oulton Park International	20th-22nd September	TT Circuit Assen	4th-6th October	Donington Park GP	18th-20th October	Brands Hatch GP				
1	Brandon PAASCH	200			25	25	20	25	20	20	20		20	25										4	5	0
2	Asher DURHAM	175	25		13	13	13	13	11	11	25	25	13	25	13									3	0	0
3	Joshua WHATLEY	167	33	8	11	10	9	11	13	16	16		25	20	16	20								1	2	3
4	Scott SWANN	117	58	50	20	16	16		16	20	13		16										0	2	4	
5	Dan JONES	113	62	4	20	25					11	16	16	25									2	1	2	
6	Victor RODRIGUEZ	110	65	3		11	16	25	25		13	20											2	1	1	
7	Sam BURMAN	91	84	19	6	8	3	6	7	8	9	11	7	9	8	9								0	0	0
8	Edmund BEST	88	87	3	10	11	8		10	13	10		10		16								0	0	1	
9	Jack NIXON	80	95	8	16	10	20						11	10	13								0	1	1	
10	Jamie DAVIS	69	106	11	9	9	6	9	9	10			9		8								0	0	0	
11	Sharni PINFOLD	64	111	5	7	6	5	8			8	10	6		7	7							0	0	0	
12	Jerry Van de BUNT	54	121	10		7	10						8	10	9	10							0	0	0	
13	Jake ARCHER	46	129	8									11	13	11	11							0	0	0	
14	Harry LEIGH	38	137	8	8	7	1	5	8	9													0	0	0	
15	Connor SELLORS	21	154	17	5	5	4	7															0	0	0	
16	Thomas SNOW	16	159	5							7	9											0	0	0	
17	Bradley WILSON	10	165	6	4			6															0	0	0	
18	Raul RODRIGUEZ	6	169	4		2	4																0	0	0	
19		0	175	6																			0	0	0	
20		0	175	0																			0	0	0	
21		0	175	0																			0	0	0	
22		0	175	0																			0	0	0	
23		0	175	0																			0	0	0	
24		0	175	0																			0	0	0	
25		0	175	0																			0	0	0	

## 2019 HEL Performance British Motostar Championship

## MOTO 3 STANDARD POINTS AFTER ROUND 12

		TOTAL	GAP	DIFF																			Wins	Seconds	Thirds																
					1	2	3	4	5	6	7	8	9	10	11	12	13	14	15	16	17	18																			
						4th-6th May		Oulton Park International		14th-16th June		Brands Hatch GP		28th-30th June		Knockhill		2nd-3rd August		Thruxton		16th-18th August		Cadwell Park		6th-8th September		Oulton Park International		20th-22nd September		TT Circuit Assen		4th-6th October		Donington Park GP		18th-20th October		Brands Hatch GP	
1	Scott OGDEN	217			20	25	25	25	20	7				25	25	25	20																				6	3	0		
2	Franco BOURNE	198	19		11	13	11	16	13	16	25	25	16	16	20	16																					2	1	5		
3	Cameron HORSMAN	195	22	3	25	20	20	20	25	20			20	20	25																						3	6	0		
4	Harvey CLARIDGE	109	108	86	10	10	10		16	25			11	11	16																						1	0	2		
5	Josh HIATT	106	111	3	6	9	8		11	11	13	16	10		13	9																					0	0	1		
6	Charlie FARRER	87	130	19	16	16	16		13				13	13																							0	0	3		
7	Jodie FIELDHOUSE	76	141	11	5	7	9				16	20	7	7	5																						0	1	1		
8	Corey TINKER	73	144	3	7	4	6	9	10				8	9	10	10																					0	0	0		
9	Jeremy KNIGHT	70	147	3	9		11				20	13	10		7																						0	1	0		
10	Rhys IRWIN	50	167	20	13	11	13	13																													0	0	0		
11	Jamie LYONS	47	170	3	6			8	9						11	13																					0	0	0		
12	Annabel THOMAS	40	177	7	8	8	7	10	7																												0	0	0		
13	Ross MAGUIRE	32	185	8			5	8	9	10																												0	0	0	
14	Kyal TINKER	32	185	0	4	5	2	7	6	8																												0	0	0	
15	Louis RENDELL	31	186	1									9	8	8	6																						0	0	0	
16	Jack HART	20	197	11											9	11																						0	0	0	
17	Calum BEACH	14	203	6	3	3	3	5																														0	0	0	
18	Bradley WILSON	11	206	3							11																											0	0	0	
19	Ash BARNES	10	207	1			4	6																														0	0	0	
20	Harry LEIGH	8	209	2											8																							0	0	0	
21		0	217	8																																		0	0	0	
22		0	217	0																																		0	0	0	
23		0	217	0																																		0	0	0	
24		0	217	0																																		0	0	0	
25		0	217	0																																		0	0	0	