



HEL PERFORMANCE BRITISH MOTOSTAR

Round 8

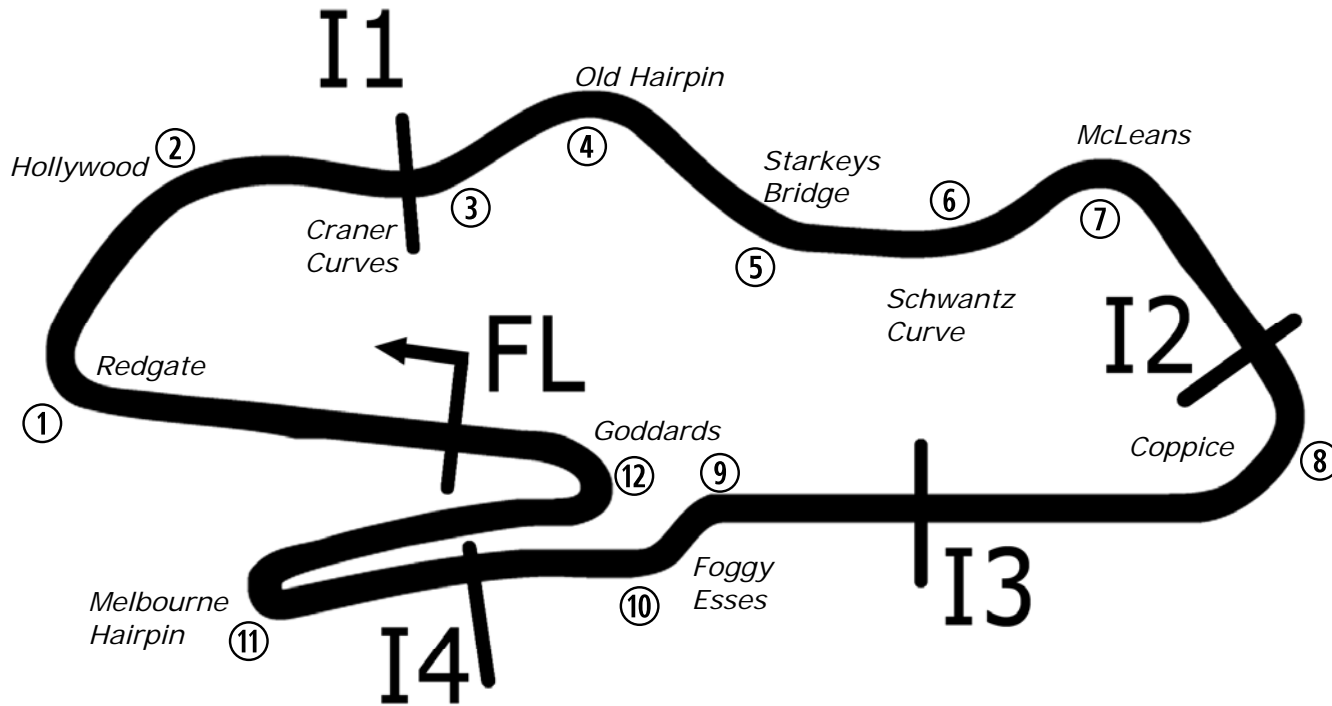
Donington Park GP

4th – 6th October 2019

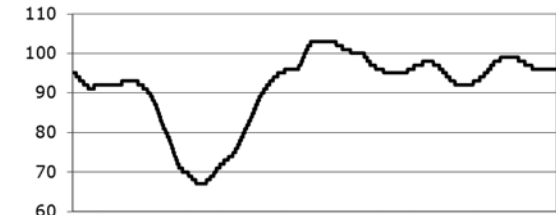


Results Provided by Timing Solutions Ltd
www.tsl-timing.com

Donington Park GP



Circuit Altitude (m)



Length	2.4873 miles	4003.0 m	
FL		52.82971 N	1.37867 W
I1	941m	52.83226 N	1.37893 W
I2	2096 m	52.82978 N	1.36508 W
I3	2641m	52.82866 N	1.37129 W
I4	3156 m	52.82843 N	1.37848 W
Pit Entry	3966m	52.82951 N	1.37832 W
Pit Exit	229m after FL	52.82996 N	1.38205 W
Pit Entry-Pit Exit 256m, 15.3s @60kph, 11.5s @80kph			

Lap Records		Best Sector Information							
		Sector 1 (FL - I1)	I1 Trap (mph)	Sector 2 (I1 - I2)	Sector 3 (I2 - I3)	I3 Trap (mph)	Sector 4 (I3 - I4)	Sector 5 (I4 - FL)	FL Trap (mph)
Superbike	1:28.896	18.948	132.1	24.029	11.266	168.1	10.627	23.092	123.7
Supersport	1:31.454	19.514	129.6	24.792	11.648	154.6	11.023	23.781	114.4
Superstock 1000	1:30.357	19.242	129.3	24.654	11.555	164.4	10.876	23.633	120.3
Superstock 600	1:33.153	19.899	126.8	25.282	11.896	149.4	11.228	24.314	111.8
Motostar	1:37.502	21.093	127.5	26.203	12.569	130.5	11.841	25.185	96.2
600 Sidecar	1:37.239	N/A	N/A	N/A	N/A	N/A	N/A	N/A	N/A
Ducati Cup	1:34.152	20.219	120.9	25.584	12.045	151.4	11.377	24.756	111.4
British Talent Cup	1:39.807	21.562	120.2	26.419	13.209	124.7	12.384	26.001	94.2
Junior Supersport	1:49.820	23.561	110.7	29.235	13.855	117.5	13.488	28.174	87.1

2019 HEL Performance British Motostar Championship
MOTO 3 GP RIDER PERFORMANCE CHART AFTER ROUND 14



#	NAME / BIKE	4th-6th May		14th-16th June		28th-30th June		2nd-3rd August		16th-18th August		6th-8th September		20th-22nd September		4th-6th October		18th-20th October	
		1	2	3	4	5	6	7	8	9	10	11	12	13	14	15	16	17	18
1	Victor RODRIGUEZ (DR Moto)	DF	DF	5	3														
2	Raul RODRIGUEZ (DR Moto)			14	12	1*	1	DF	4	2	DF								
3	Thomas SNOW (Mahindra)							9	7										
5	Osian JONES (KTM)												11	10					
7	Edmund BEST (KTM)	6	5	8		6	4	6		6	DF	DF	3	10	9				
11	Dan JONES (KTM)	DF	2	1*	DF	DF	DF	5	3	3*	DF	1*	DF	1*	4				
14	Jack NIXON (KTM)	3	DF	6	2	DF	DF			DF	5	6	4	6	2*				
21	Jerry van de BUNT (KTM)			9	6					8	6	7	6	4	7				
23	Ryan van der LAGEMAAT (KTM)													7	DF				
33	Kamil BARCIK (WSRT)	NQ																	
39	Connor SELLORS (Mahindra)	11	11	12	9														
45	Scott SWANN (ITS KTM)	2*	3	3	DF*	3	2*	4	DF	DF	2	DF	DF*	8	6				
47	Jake ARCHER (KTM)									5	4	5	5						
48	Sharni PINFOLD (KTM)	9	10	11	8			8	6	10	DF	9	9	12	11				
54	Sam BURMAN (KTM)	10	8	13	10	9	8	7	5	9	7	8	7						
56	Bradley WILSON (Honda)	12	DF	DF	DF	10	DF												
64	Asher DURHAM (Mahindra)	4	4*	4	4	5	5	1	1	4	1	4	DF	5	3				
70	Joshua WHATLEY (KTM)	5	6	7	5	4	3	3*	DF*	1	3	3	2	3	1				
88	Harry LEIGH (KTM)	8	9	15	11	8	7												
96	Brandon PAASCH (KTM)	1	1	2	1	2	DF	2	2	DF	DF	2	1	2	5				
99	Jamie DAVIES (KTM)	7	7	10	7	7	6			7	DF	DF	8	9	8				

* Denotes Fastest Lap | DF = Did Not Finish | NQ = Did Not Qualify | NC = Finished but Not Classified | EX = Excluded | Change of Team/Machine ||
Denotes Pole Position

2019 HEL Performance British Motostar Championship



MOTO 3 STANDARD RIDER PERFORMANCE CHART AFTER ROUND 14

#	NAME / BIKE	4th-6th May		14th-16th June		28th-30th June		2nd-3rd August		16th-18th August		6th-8th September		20th-22nd September		4th-6th October		18th-20th October	
		1	2	3	4	5	6	7	8	9	10	11	12	13	14	15	16	17	18
2	Brian HART (Honda)																		
3	Lous RENDELL (Honda)									7	8	8	10						
16	Harvey CLARIDGE (Honda)	6	6	6	DF	3	1			5	5	3	DF	3	4				
17	Franco BOURNE (Honda)	5	4	5	3	4	3	1*	1*	3	3	2	3	4	3				
18	Jodie FIELDHOUSE (Honda)	11	9	7	DF			3	2	9	9	DF	11	7	7				
19	Scott OGDEN (Honda)	2	1	1*	1*	2	9			1*	1*	1*	2	2	2				
20	Jack HART (Honda)											7	5						
22	Ross MAGUIRE (Honda)			11	8	7	6												
27	Calum BEACH (Honda)	13	13	13	11														
35	Jeremy KNIGHT (Honda)	7	DF	DF	5	DF		2	4	DF	6	DF	9	6	DF				
37	Corey TINKER (Honda)	9	12	10	7	6	DF			8	7	6	6	5	5				
41	Kyal TINKER (Honda)	12	11	14	9	10	8												
46	Ash BARNES (Honda)			12	10														
56	Bradley WILSON (Honda)							5						9					
57	Josh HIATT (Honda)	10	7	8		5	5	4	3	6	DF	4	7		6				
66	Annabel THOMAS (Honda)	8	8	9	6	9	DF	DF						8	DF				
69	Rhys IRWIN (Honda)	4	5	4	4														
71	Charlie FARRER (Honda)	3	3	3	DF	DF*	4			4	4								
72	Cameron HORSMAN (Honda)	1*	2*	2	2	1	2			2	2	DF	1	1	1*				
77	Jamie LYONS (Honda)	DF	10			8	7					5	4						
88	Harry LEIGH (Honda)											DF	8						

* Denotes Fastest Lap | DF = Did Not Finish | NQ = Did Not Qualify | NC = Finished but Not Classified | EX = Excluded | Change of Team/Machine ||

Denotes Pole Position

MCRCB BULLETIN TK019

2019 Bennetts British Superbike Championship - Round 11

2019 HEL Performance British Motostar Championship

FREE PRACTICE 1 - CLASSIFICATION



POS	NO	CL	PIC NAME	NAT	ENTRY	TIME	ON	LAPS	GAP	DIFF	MPH
1	64		1 Asher DURHAM	GBR	Mahindra - Microlise Cresswell Racing	1:46.884	13	13			83.77
2	11		2 Dan JONES	GBR	KTM - City Lifting/RS Racing	1:47.139	11	12	0.255	0.255	83.57
3	45		3 Scott SWANN	GBR	IFS KTM - IFS Team Swann Racing	1:47.340	14	14	0.456	0.201	83.42
4	70		4 Joshua WHATLEY	GBR	KTM - KRP	1:47.457	12	12	0.573	0.117	83.33
5	7		5 Edmund BEST	GBR	KTM - SymCirrus Motorsport	1:47.595	13	13	0.711	0.138	83.22
6	14		6 Jack NIXON	GBR	KTM - Santander Salt	1:47.876	9	9	0.992	0.281	83.00
7	96		7 Brandon PAASCH	USA	KTM - FPW Racing	1:47.934	11	11	1.050	0.058	82.96
8	19	S	1 Scott OGDEN	GBR	Honda - Premium Motorhomes Scott Ogden Racing	1:48.218	13	13	1.334	0.284	82.74
9	72	S	2 Cameron HORSMAN	GBR	Honda - Nova Racing/SP 125	1:48.958	8	13	2.074	0.740	82.18
10	20	S	3 Jack HART	GBR	Honda - Hart Racing	1:49.903	9	12	3.019	0.945	81.47
11	71	S	4 James HIND	GBR	Honda -	1:50.057	9	9	3.173	0.154	81.36
12	88	S	5 Harry LEIGH	GBR	Honda - Performance Moto 88 Racing	1:50.167	14	14	3.283	0.110	81.28
13	77	S	6 Jamie LYONS	GBR	Honda - C&M Motors Ltd Racing	1:50.217	14	14	3.333	0.050	81.24
14	37	S	7 Corey TINKER	GBR	Honda - Microlise Cresswell Racing	1:50.424	13	13	3.540	0.207	81.09
15	28		8 Lee HINDLE	GBR	KTM - JH Motorsport / Bomas	1:52.185	9	10	5.301	1.761	79.81
16	97	S	8 Josh CORNER	GBR	Honda - Banks Racing	1:52.209	10	12	5.325	0.024	79.80
17	23		9 Cahal GRAHAM	GBR	KTM - North West Racing	1:52.283	12	13	5.399	0.074	79.74
18	16	S	9 Harvey CLARIDGE	GBR	Honda - Nova Racing/SP 125	1:52.415	8	8	5.531	0.132	79.65
19	17	S	10 Franco BOURNE	GBR	Honda - Franco Bourne / SP125	1:52.522	6	10	5.638	0.107	79.57
20	54		10 Sam BURMAN	GBR	KTM - TeamWNT Burman Racing	1:53.418	12	12	6.534	0.896	78.95
21	35	S	11 Jeremy KNIGHT	GBR	Honda - Jeremy Knight Racing / SP125	1:53.494	11	12	6.610	0.076	78.89
22	69	S	12 Gary SCOTT	GBR	Honda - Oakmore Racing	1:53.822	6	9	6.938	0.328	78.67
23	57	S	13 Josh HIATT	GBR	Honda - Sorrymate.com	1:53.969	9	13	7.085	0.147	78.56
24	48		11 Sharni PINFOLD	AUS	KTM - City Lifting/RS Racing	1:54.963	12	12	8.079	0.994	77.88
25	18	S	14 Jodie FIELDHOUSE	GBR	Honda - Go Pink Racing	1:56.071	13	13	9.187	1.108	77.14
26	66	S	15 Annabel THOMAS	GBR	Honda - Four Anjels Racing	1:56.682	10	10	9.798	0.611	76.74
27	15	S	16 Pádraig GRAHAM	GBR	Honda - Graham6	1:59.034	5	8	12.150	2.352	75.22

CLASS "" - QUALIFYING LAPTIME (110.0% of 1:46.884) = 1:57.572
 CLASS "S" - QUALIFYING LAPTIME (110.0% of 1:48.218) = 1:59.039

28	56		12 Bradley WILSON	GBR	Honda - B.Wilson Racing	1:59.747	12	12	12.863	0.713	74.77
----	----	--	-------------------	-----	-------------------------	----------	----	----	--------	-------	-------

#69 - Lap 8 time cancelled - Course cut at turns 9/10

Weather / Track : Cloudy / Dry

These results are provisional until the conclusion of any judicial and technical matters.

Donington Park GP
 Circuit Length = 2.4873 miles
 Start: 11:37 Flag 12:02 End: 12:04

Race Director :	Stewards :	Timekeeper :
-----------------	------------	--------------

Results can be found at www.britishsuperbike.com

Printed - 12:05 Friday, 04 October 2019



MCRCB BULLETIN TK020

2019 Bennetts British Superbike Championship - Round 11

2019 HEL Performance British Motostar Championship

FREE PRACTICE 1 - SECTOR ANALYSIS



SECTOR 1 = FL to I1, SECTOR 2 = I1 to I2, SECTOR 3 = I2 to I3, SECTOR 4 = I3 to I4, SECTOR 5 = I4 to FL, DIFF = Difference To Personal Best Lap, P = Crossed Finish Line in Pit Lane, D = Time Disallowed

P1		64		Asher DURHAM		Mahindra - Microlise Cresswell Racing						
IDEAL LAP TIME :		1:46.697		BEST LAP TIME :		1:46.884		DIFFERENCE : 0.187				
LAP	SECTOR 1	SECTOR 2	SECTOR 3	SECTOR 4	SECTOR 5	LAP TIME	MPH	DIFF	TIME OF DAY			
1-	OUTLAP	80.0	33.635	14.992	116.5	14.846	31.616	91.3		11:39:56.691		
2-	24.744	91.6	30.995	14.283	122.6	14.436	29.458	91.4	1:53.916	78.60	7.032	11:41:50.607
3-	24.181	96.0	29.786	14.209	119.4	13.898	29.962	91.9	1:52.036	79.92	5.152	11:43:42.643
4-	24.090	102.7	30.304	13.942	122.4	13.910	29.225	91.9	1:51.471	80.32	4.587	11:45:34.114
5-	23.874	97.1	30.051	13.932	122.4	13.842	29.318	89.9	1:51.017	80.65	4.133	11:47:25.131
6-	23.975	102.9	29.467	13.796	122.6	13.815	28.638	92.0	1:49.691	81.63	2.807	11:49:14.822
7-	23.519	103.7	29.395	13.915	121.7	13.474	28.656	91.4	1:48.959	82.18	2.075	11:51:03.781
8-	29.560	88.6	32.004	15.058	96.1	15.120	31.363	88.4	2:03.105	72.73	16.221	11:53:06.886
9-	26.830	89.2	33.800	19.156	84.3	14.620	35.540	76.0	2:09.946	68.90	23.062	11:55:16.832
10-	24.384	98.6	29.646	14.157	121.7	13.719	28.831	84.9	1:50.737	80.86	3.853	11:57:07.569
11-	23.240	104.5	29.021	13.764	117.5	13.577	29.253	92.0	1:48.855 (3)	82.26	1.971	11:58:56.424
12-	23.156	103.2	28.743	13.822	121.7	13.641	27.960	91.5	1:47.322 (2)	83.43	0.438	12:00:43.746
13-	23.184	104.5	28.902	13.751	122.6	13.303	27.744	91.8	1:46.884 (1)	83.77		12:02:30.630

P2		11		Dan JONES		KTM - City Lifting/RS Racing						
IDEAL LAP TIME :		1:47.057		BEST LAP TIME :		1:47.139		DIFFERENCE : 0.082				
LAP	SECTOR 1	SECTOR 2	SECTOR 3	SECTOR 4	SECTOR 5	LAP TIME	MPH	DIFF	TIME OF DAY			
1-	OUTLAP	79.8	33.346	14.622	119.8	15.154	31.174	91.4				11:39:33.587
2-	24.963	93.9	30.908	14.515	125.9	15.168	29.038	93.0	1:54.592	78.14	7.453	11:41:28.179
3-	24.133	99.8	30.234	13.918	126.1	13.930	29.090	91.6	1:51.305	80.44	4.166	11:43:19.484
4-	23.865	103.7	30.242	13.986	124.2	13.752	28.436	92.6	1:50.281	81.19	3.142	11:45:09.765
5-	25.040	102.9	29.756	13.988	124.7	13.861	IN PIT		1:47.989 P	82.92	0.850	11:46:57.754
6-	OUTLAP	86.0	31.364	13.961	124.2	13.888	28.773	92.5	4:53.451	30.51	3:06.312	11:51:51.205
7-	23.959	89.5	30.190	13.903	124.2	13.768	28.669	92.3	1:50.489	81.04	3.350	11:53:41.694
8-	23.272	105.3	29.261	13.879	123.3	13.625	28.131	92.9	1:48.168	82.78	1.029	11:55:29.862
9-	23.369	105.1	29.168	13.875	124.0	13.482	28.026	92.8	1:47.920 (3)	82.97	0.781	11:57:17.782
10-	23.268	106.6	29.015	13.843	124.9	13.366	28.503	93.7	1:47.995	82.91	0.856	11:59:05.777
11-	23.016	109.1	28.878	13.808	125.9	13.416	28.021	93.9	1:47.139 (1)	83.57		12:00:52.916
12-	23.054	107.3	28.998	13.864	125.9	13.361	27.994	93.8	1:47.271 (2)	83.47	0.132	12:02:40.187

P3		45		Scott SWANN		IFS KTM - IFS Team Swann Racing						
IDEAL LAP TIME :		1:47.090		BEST LAP TIME :		1:47.340		DIFFERENCE : 0.250				
LAP	SECTOR 1	SECTOR 2	SECTOR 3	SECTOR 4	SECTOR 5	LAP TIME	MPH	DIFF	TIME OF DAY			
1-	OUTLAP	80.2	33.998	14.811	119.4	15.378	31.161	89.3				11:39:24.857
2-	23.967	101.6	30.637	14.141	122.0	14.286	30.595	91.3	1:53.626	78.80	6.286	11:41:18.483
3-	23.524	107.3	29.685	14.140	122.4	13.815	29.792	91.4	1:50.956	80.70	3.616	11:43:09.439
4-	23.220	107.2	29.349	13.963	123.1	14.303	29.307	91.5	1:50.142	81.29	2.802	11:44:59.581
5-	23.539	107.2	29.427	13.953	122.2	13.700	29.415	90.3	1:50.034	81.37	2.694	11:46:49.615
6-	23.699	105.5	29.481	13.935	122.2	13.627	29.291	90.8	1:50.033	81.37	2.693	11:48:39.648
7-	23.359	107.8	29.165	13.910	122.9	13.540	29.286	89.7	1:49.260	81.95	1.920	11:50:28.908
8-	23.384	106.6	29.135	13.943	122.6	13.647	28.970	90.8	1:49.079	82.09	1.739	11:52:17.987
9-	23.460	108.0	28.980	13.903	121.7	13.556	28.694	91.9	1:48.593 (2)	82.45	1.253	11:54:06.580
10-	23.127	108.9	28.828	13.833	122.4	14.409	29.300	92.0	1:49.497	81.77	2.157	11:55:56.077
11-	23.581	94.6	30.637	13.725	121.5	13.462	28.852	91.8	1:50.257	81.21	2.917	11:57:46.334
12-	23.099	110.5	29.535	14.179	120.9	13.616	28.501	92.8	1:48.930 (3)	82.20	1.590	11:59:35.264
13-	23.121	108.7	29.874	14.187	122.6	13.430	28.457	92.0	1:49.069	82.09	1.729	12:01:24.333
14-	23.041	110.0	28.960	13.843	125.2	13.145	28.351	92.4	1:47.340 (1)	83.42		12:03:11.673

Weather / Track : Cloudy / Dry

Donington Park GP
Circuit Length = 2.4873 miles
Start: 11:37 Flag 12:02 End: 12:04

MCRCB BULLETIN TK020

2019 Bennetts British Superbike Championship - Round 11

2019 HEL Performance British Motostar Championship

FREE PRACTICE 1 - SECTOR ANALYSIS



SECTOR 1 = FL to I1, SECTOR 2 = I1 to I2, SECTOR 3 = I2 to I3, SECTOR 4 = I3 to I4, SECTOR 5 = I4 to FL, DIFF = Difference To Personal Best Lap, P = Crossed Finish Line in Pit Lane, D = Time Disallowed

P4 70		Joshua WHATLEY					KTM - KRP						
IDEAL LAP TIME : 1:47.159		BEST LAP TIME : 1:47.457					DIFFERENCE : 0.298						
LAP	SECTOR 1	SECTOR 2	SECTOR 3	SECTOR 4	SECTOR 5	LAP TIME	MPH	DIFF	TIME OF DAY				
1-	OUTLAP	71.3	35.454	15.472	111.2	16.270	32.238	90.6		11:39:34.219			
2-	25.939	87.0	32.221	14.564	122.0	15.088	29.941	92.6	1:57.753	76.04	10.296	11:41:31.972	
3-	24.495	90.4	31.501	14.587	123.3	14.756	29.220	91.8	1:54.559	78.16	7.102	11:43:26.531	
4-	24.256	95.0	30.638	13.911	123.5	14.168	28.952	92.6	1:51.925	80.00	4.468	11:45:18.456	
5-	24.240	95.8	30.595	14.061	123.5	14.166	IN PIT		1:52.317	P	79.72	4.860	11:47:10.773
6-	OUTLAP	89.1	32.220	14.310	122.0	13.840	28.612	93.2	3:53.560	38.33	2:06.103	11:51:04.333	
7-	23.817	102.4	29.799	13.768	123.3	13.788	28.305	93.4	1:49.477	81.79	2.020	11:52:53.810	
8-	23.654	101.8	29.708	13.670	122.6	13.827	28.308	91.5	1:49.167	(3)	82.02	1.710	11:54:42.977
9-	23.496	98.3	29.184	13.697	122.9	13.616	28.146	91.9	1:48.139	(2)	82.80	0.682	11:56:31.116
10-	23.372	100.1	29.454	13.936	123.1	14.725	IN PIT		1:47.850	P	83.02	0.393	11:58:18.966
11-	OUTLAP	104.0	29.718	13.761	123.5	13.667	28.133	94.1	2:33.354	58.39	45.897	12:00:52.320	
12-	23.146	103.7	29.070	13.809	123.3	13.775	27.657	93.5	1:47.457	(1)	83.33		12:02:39.777

P5 7		Edmund BEST					KTM - SymCirrus Motorsport						
IDEAL LAP TIME : 1:47.204		BEST LAP TIME : 1:47.595					DIFFERENCE : 0.391						
LAP	SECTOR 1	SECTOR 2	SECTOR 3	SECTOR 4	SECTOR 5	LAP TIME	MPH	DIFF	TIME OF DAY				
1-	OUTLAP	82.0	32.501	15.324	118.5	14.396	30.317	89.4		11:39:37.964			
2-	24.358	95.1	31.650	14.386	120.9	14.216	28.643	91.4	1:53.253	79.06	5.658	11:41:31.217	
3-	23.961	98.8	30.467	14.572	118.3	13.894	28.753	90.0	1:51.647	80.20	4.052	11:43:22.864	
4-	23.886	101.6	29.959	14.245	120.4	13.664	28.515	91.1	1:50.269	81.20	2.674	11:45:13.133	
5-	23.511	106.5	29.543	13.976	120.9	13.316	28.305	90.5	1:48.651	82.41	1.056	11:47:01.784	
6-	23.480	104.3	29.926	13.912	123.3	13.783	IN PIT		1:46.912	P	83.75		11:48:48.696
7-	OUTLAP	104.5	29.650	13.934	120.6	13.695	28.469	90.0	3:30.421	42.55	1:42.826	11:52:19.117	
8-	23.486	108.2	29.374	13.860	120.6	13.396	28.443	90.3	1:48.559	(3)	82.48	0.964	11:54:07.676
9-	23.246	107.5	29.028	13.737	121.1	13.525	28.060	91.0	1:47.596	(2)	83.22	0.001	11:55:55.272
10-	24.243	91.4	30.503	13.936	120.0	13.301	28.195	90.4	1:50.178	81.27	2.583	11:57:45.450	
11-	23.413	104.5	29.966	14.314	118.5	13.536	28.089	90.6	1:49.318	81.91	1.723	11:59:34.768	
12-	23.457	105.8	29.746	14.207	118.7	13.301	28.255	90.3	1:48.966	82.17	1.371	12:01:23.734	
13-	23.319	110.1	29.100	13.975	120.0	13.133	28.068	90.1	1:47.595	(1)	83.22		12:03:11.329

P6 14		Jack NIXON					KTM - Santander Salt						
IDEAL LAP TIME : 1:47.876		BEST LAP TIME : 1:47.876					DIFFERENCE : 0.000						
LAP	SECTOR 1	SECTOR 2	SECTOR 3	SECTOR 4	SECTOR 5	LAP TIME	MPH	DIFF	TIME OF DAY				
1-	OUTLAP	74.8	35.047	15.259	119.8	15.858	32.389	90.8		11:39:30.170			
2-	25.279	90.9	31.393	14.425	121.5	14.442	30.739	91.1	1:56.278	77.00	8.402	11:41:26.448	
3-	24.218	96.5	30.404	14.217	122.0	14.237	30.557	92.3	1:53.633	78.80	5.757	11:43:20.081	
4-	24.037	100.7	30.084	13.807	123.3	13.884	29.599	92.6	1:51.411	(3)	80.37	3.535	11:45:11.492
5-	23.846	102.6	29.696	13.856	124.2	13.742	IN PIT		1:48.844	P	82.26	0.968	11:47:00.336
6-	OUTLAP	70.6	35.297	15.120	109.1	16.283	34.143	86.5	11:28.365	13.00	9:40.489	11:58:28.701	
7-	26.993	87.0	31.543	13.959	119.4	14.837	31.006	89.9	1:58.338	75.66	10.462	12:00:27.039	
8-	24.686	98.8	29.593	13.871	122.4	13.939	29.104	91.5	1:51.193	(2)	80.53	3.317	12:02:18.232
9-	23.689	105.3	28.766	13.691	122.2	13.609	28.121	92.3	1:47.876	(1)	83.00		12:04:06.108

Weather / Track : Cloudy / Dry

Donington Park GP
 Circuit Length = 2.4873 miles
 Start: 11:37 Flag 12:02 End: 12:04

MCRCB BULLETIN TK020

2019 Bennetts British Superbike Championship - Round 11

2019 HEL Performance British Motostar Championship

FREE PRACTICE 1 - SECTOR ANALYSIS



SECTOR 1 = FL to I1, SECTOR 2 = I1 to I2, SECTOR 3 = I2 to I3, SECTOR 4 = I3 to I4, SECTOR 5 = I4 to FL, DIFF = Difference To Personal Best Lap, P = Crossed Finish Line in Pit Lane, D = Time Disallowed

P7 96		Brandon PAASCH					KTM - FPW Racing					
IDEAL LAP TIME : 1:47.869		BEST LAP TIME : 1:47.934					DIFFERENCE : 0.065					
LAP	SECTOR 1	SECTOR 2	SECTOR 3	SECTOR 4	SECTOR 5	LAP TIME	MPH	DIFF	TIME OF DAY			
1-	OUTLAP	84.5	34.558	15.116	121.1	16.214	32.431	88.5		11:39:31.179		
2-	25.360	95.7	31.695	14.521	123.1	14.153	30.176	91.8	1:55.905	77.25	7.971	11:41:27.084
3-	24.371	102.4	30.305	14.107	124.0	14.066	30.322	91.3	1:53.171	79.12	5.237	11:43:20.255
4-	23.918	102.9	29.748	13.998	124.7	13.643	28.828	92.6	1:50.135 (3)	81.30	2.201	11:45:10.390
5-	23.808	107.8	29.528	14.104	123.5	14.187	31.721	89.8	1:53.348	78.99	5.414	11:47:03.738
6-	24.183	102.9	30.048	14.224	123.1	14.050	IN PIT		1:51.861 P	80.04	3.927	11:48:55.599
7-	OUTLAP	84.6	35.591	14.482	120.9	13.574	34.824	85.5	6:17.383	23.72	4:29.449	11:55:12.982
8-	25.515	92.1	30.122	14.387	120.6	14.544	34.095	91.9	1:58.663	75.46	10.729	11:57:11.645
9-	24.056	98.5	30.368	14.123	123.8	13.317	28.502	90.8	1:50.366	81.13	2.432	11:59:02.011
10-	23.525	108.0	29.378	14.051	122.9	13.522	28.010	92.1	1:48.486 (2)	82.54	0.552	12:00:50.497
11-	23.590	101.8	29.233	13.978	122.9	13.159	27.974	92.6	1:47.934 (1)	82.96		12:02:38.437

P8 19 S		Scott OGDEN					Honda - Premium Motorhomes Scott Ogden Racing					
IDEAL LAP TIME : 1:47.582		BEST LAP TIME : 1:48.218					DIFFERENCE : 0.636					
LAP	SECTOR 1	SECTOR 2	SECTOR 3	SECTOR 4	SECTOR 5	LAP TIME	MPH	DIFF	TIME OF DAY			
1-	OUTLAP	78.5	32.985	15.734	113.3	15.371	31.620	85.8				11:39:41.017
2-	25.252	92.5	32.166	14.437	115.7	14.987	28.785	88.4	1:55.627	77.44	7.409	11:41:36.644
3-	25.697	83.8	31.115	14.161	114.9	14.349	28.712	87.2	1:54.034	78.52	5.816	11:43:30.678
4-	24.447	97.3	30.853	14.918	114.1	14.132	28.579	86.4	1:52.929	79.29	4.711	11:45:23.607
5-	24.471	98.1	30.173	14.279	114.3	14.280	28.481	87.1	1:51.684	80.17	3.466	11:47:15.291
6-	24.059	97.2	29.537	13.985	115.1	14.139	28.313	87.0	1:50.033	81.37	1.815	11:49:05.324
7-	23.783	98.9	29.246	14.441	114.9	13.846	IN PIT		1:47.820 P	83.05		11:50:53.144
8-	OUTLAP	91.1	30.752	14.543	109.4	14.104	32.599	86.7	2:34.034	58.13	45.816	11:53:27.178
9-	23.776	99.4	29.348	13.855	115.1	13.686	28.687	87.6	1:49.352	81.88	1.134	11:55:16.530
10-	23.461	96.4	30.268	14.416	114.9	13.916	28.240	86.3	1:50.301	81.18	2.083	11:57:06.831
11-	23.578	101.3	28.918	13.980	114.7	13.806	27.947	87.2	1:48.229 (2)	82.73	0.011	11:58:55.060
12-	23.640	100.4	28.928	14.014	114.9	13.729	27.996	87.2	1:48.307 (3)	82.67	0.089	12:00:43.367
13-	23.324	103.4	28.770	14.089	115.3	13.695	28.340	88.5	1:48.218 (1)	82.74		12:02:31.585

P9 72 S		Cameron HORSMAN					Honda - Nova Racing/SP 125					
IDEAL LAP TIME : 1:48.219		BEST LAP TIME : 1:48.958					DIFFERENCE : 0.739					
LAP	SECTOR 1	SECTOR 2	SECTOR 3	SECTOR 4	SECTOR 5	LAP TIME	MPH	DIFF	TIME OF DAY			
1-	OUTLAP	86.2	33.439	14.868	115.1	15.249	31.915	86.8				11:39:30.578
2-	24.937	91.9	30.626	14.678	113.7	14.656	29.787	86.9	1:54.684	78.07	5.726	11:41:25.262
3-	24.009	102.2	29.973	14.397	115.3	14.484	29.524	86.9	1:52.387	79.67	3.429	11:43:17.649
4-	23.859	103.5	29.691	14.231	115.3	14.199	29.185	88.3	1:51.165	80.55	2.207	11:45:08.814
5-	23.723	105.8	29.526	14.267	115.5	14.054	28.998	88.3	1:50.568	80.98	1.610	11:46:59.382
6-	23.686	107.2	30.606	14.215	114.9	14.522	IN PIT		1:49.744 P	81.59	0.786	11:48:49.126
7-	OUTLAP	107.2	29.219	13.938	118.5	13.840	28.504	88.0	3:30.455	42.54	1:41.497	11:52:19.581
8-	23.399	110.0	29.276	13.956	117.5	13.730	28.597	87.3	1:48.958 (1)	82.18		11:54:08.539
9-	23.392	109.2	28.846	14.064	116.3	13.696	29.292	89.2	1:49.290 (2)	81.93	0.332	11:55:57.829
10-	23.973	95.0	29.683	14.182	116.5	13.539	28.926	84.9	1:50.303 (3)	81.18	1.345	11:57:48.132
11-	23.852	106.3	29.800	14.524	114.7	13.865	28.552	88.4	1:50.593	80.96	1.635	11:59:38.725
12-	23.563	107.8	30.642	14.801	113.7	14.432	29.203	86.5	1:52.641	79.49	3.683	12:01:31.366
13-	23.642	109.2	30.295	14.739	107.2	14.914	IN PIT		1:50.840 P	80.78	1.882	12:03:22.206

Weather / Track : Cloudy / Dry

Donington Park GP
Circuit Length = 2.4873 miles
Start: 11:37 Flag 12:02 End: 12:04

MCRCB BULLETIN TK020

2019 Bennetts British Superbike Championship - Round 11

2019 HEL Performance British Motostar Championship

FREE PRACTICE 1 - SECTOR ANALYSIS



SECTOR 1 = FL to I1, SECTOR 2 = I1 to I2, SECTOR 3 = I2 to I3, SECTOR 4 = I3 to I4, SECTOR 5 = I4 to FL, DIFF = Difference To Personal Best Lap, P = Crossed Finish Line in Pit Lane, D = Time Disallowed

P10 20 S		Jack HART		Honda - Hart Racing								
IDEAL LAP TIME : 1:49.694		BEST LAP TIME : 1:49.903		DIFFERENCE : 0.209								
LAP	SECTOR 1	SECTOR 2	SECTOR 3	SECTOR 4	SECTOR 5	LAP TIME	MPH	DIFF	TIME OF DAY			
1 -	OUTLAP	76.2	34.432	15.170	113.5	15.226	31.840	85.3		11:40:40.276		
2 -	26.479	87.2	31.775	14.631	115.5	14.855	30.867	85.5	1:58.607	75.49	8.704	11:42:38.883
3 -	25.135	97.1	30.699	14.329	115.5	14.147	29.483	87.1	1:53.793	78.69	3.890	11:44:32.676
4 -	24.181	104.2	29.940	14.150	115.5	14.011	28.847	86.9	1:51.129	80.57	1.226	11:46:23.805
5 -	24.298	106.3	29.616	14.207	116.1	13.838	29.119	86.9	1:51.078	80.61	1.175	11:48:14.883
6 -	24.327	104.6	29.777	14.104	116.1	13.859	28.580	87.1	1:50.647 (3)	80.92	0.744	11:50:05.530
7 -	24.775	87.0	30.191	14.138	116.5	13.990	29.123	88.5	1:52.217	79.79	2.314	11:51:57.747
8 -	24.771	98.5	30.116	13.921	116.9	14.073	29.609	87.0	1:52.490	79.60	2.587	11:53:50.237
9 -	23.970	106.5	29.581	14.016	115.7	13.779	28.557	87.4	1:49.903 (1)	81.47		11:55:40.140
10 -	24.043	104.3	29.610	14.015	115.7	14.153	IN PIT		1:50.371 P	81.13	0.468	11:57:30.511
11 -	OUTLAP	95.4	31.191	14.388	114.5	14.134	28.874	86.8	3:10.792	46.93	1:20.889	12:00:41.303
12 -	24.042	105.1	29.559	14.091	115.7	13.847	28.465	88.4	1:50.004 (2)	81.40	0.101	12:02:31.307

P11 71 S		James HIND		Honda -								
IDEAL LAP TIME : 1:49.752		BEST LAP TIME : 1:50.057		DIFFERENCE : 0.305								
LAP	SECTOR 1	SECTOR 2	SECTOR 3	SECTOR 4	SECTOR 5	LAP TIME	MPH	DIFF	TIME OF DAY			
1 -		76.3	35.308	15.700	106.6	16.571	33.479	81.5				11:39:35.218
2 -	26.659	87.3	32.461	14.558	114.1	15.557	31.904	84.7	2:01.139	73.91	11.082	11:41:36.357
3 -	26.202	84.2	32.264	16.487	78.3	19.144	IN PIT		2:24.059 P	62.15	34.002	11:44:00.416
4 -		91.9	32.177	14.832	110.0	14.760	29.992	84.2	10:32.619	14.15	8:42.562	11:54:33.035
5 -	24.701	100.9	30.083	14.440	110.5	14.328	30.004	83.8	1:53.556	78.85	3.499	11:56:26.591
6 -	24.386	104.5	30.040	14.298	110.9	14.030	28.765	84.8	1:51.519	80.29	1.462	11:58:18.110
7 -	24.116	104.2	29.570	14.226	111.1	13.893	28.514	84.2	1:50.319 (2)	81.16	0.262	12:00:08.429
8 -	24.186	104.5	29.437	14.598	110.0	13.809	28.527	84.9	1:50.557 (3)	80.99	0.500	12:01:58.986
9 -	23.913	109.2	29.328	14.248	110.7	13.771	28.797	84.5	1:50.057 (1)	81.36		12:03:49.043

P12 88 S		Harry LEIGH		Honda - Performance Moto 88 Racing								
IDEAL LAP TIME : 1:50.060		BEST LAP TIME : 1:50.167		DIFFERENCE : 0.107								
LAP	SECTOR 1	SECTOR 2	SECTOR 3	SECTOR 4	SECTOR 5	LAP TIME	MPH	DIFF	TIME OF DAY			
1 -	OUTLAP	79.4	35.224	15.485	114.5	16.676	32.669	87.3				11:39:31.977
2 -	25.199	93.2	32.416	14.959	117.9	15.233	31.371	87.8	1:59.178	75.13	9.011	11:41:31.155
3 -	25.102	92.8	31.978	15.136	109.4	15.111	30.963	84.6	1:58.290	75.69	8.123	11:43:29.445
4 -	24.727	95.3	31.691	15.171	115.1	14.636	30.142	87.8	1:56.367	76.95	6.200	11:45:25.812
5 -	24.563	101.9	31.378	14.751	116.5	14.075	30.063	87.4	1:54.830	77.98	4.663	11:47:20.642
6 -	24.943	99.8	31.099	14.620	116.5	14.038	30.207	88.0	1:54.907	77.92	4.740	11:49:15.549
7 -	23.975	105.5	30.570	14.464	117.1	14.032	29.452	87.2	1:52.493	79.60	2.326	11:51:08.042
8 -	23.843	104.8	30.319	14.268	117.5	13.864	29.261	87.8	1:51.555	80.26	1.388	11:52:59.597
9 -	23.679	107.0	29.726	14.378	115.7	14.237	29.962	87.7	1:51.982	79.96	1.815	11:54:51.579
10 -	23.864	104.2	30.280	14.340	115.9	13.968	29.061	87.4	1:51.513 (3)	80.29	1.346	11:56:43.092
11 -	23.704	106.5	29.943	14.372	116.5	13.794	29.306	86.2	1:51.119 (2)	80.58	0.952	11:58:34.211
12 -	23.877	103.7	30.271	14.291	117.3	13.777	30.580	86.3	1:52.796	79.38	2.629	12:00:27.007
13 -	24.910	98.1	30.142	14.335	116.9	13.697	28.881	87.9	1:51.965	79.97	1.798	12:02:18.972
14 -	23.621	108.4	29.738	14.199	116.1	13.633	28.976	87.8	1:50.167 (1)	81.28		12:04:09.139

Weather / Track : Cloudy / Dry

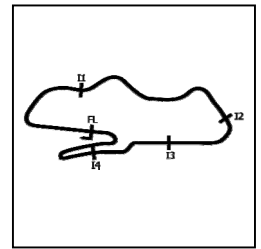
Donington Park GP
 Circuit Length = 2.4873 miles
 Start: 11:37 Flag 12:02 End: 12:04

MCRCB BULLETIN TK020

2019 Bennetts British Superbike Championship - Round 11

2019 HEL Performance British Motostar Championship

FREE PRACTICE 1 - SECTOR ANALYSIS



SECTOR 1 = FL to I1, SECTOR 2 = I1 to I2, SECTOR 3 = I2 to I3, SECTOR 4 = I3 to I4, SECTOR 5 = I4 to FL, DIFF = Difference To Personal Best Lap, P = Crossed Finish Line in Pit Lane, D = Time Disallowed

P13 77 S		Jamie LYONS			Honda - C&M Motors Ltd Racing							
IDEAL LAP TIME : 1:50.150		BEST LAP TIME : 1:50.217			DIFFERENCE : 0.067							
LAP	SECTOR 1	SECTOR 2	SECTOR 3	SECTOR 4	SECTOR 5	LAP TIME	MPH	DIFF	TIME OF DAY			
1-	OUTLAP	83.2	36.533	16.064	108.9	15.452	33.101	83.4		11:39:33.565		
2-	25.660	92.9	32.702	15.068	112.4	15.164	30.950	85.9	1:59.544	74.90	9.327	11:41:33.109
3-	24.860	100.7	31.514	14.808	113.5	15.031	30.436	85.0	1:56.649	76.76	6.432	11:43:29.758
4-	24.837	99.5	31.463	14.941	114.7	14.117	29.952	85.8	1:55.310	77.65	5.093	11:45:25.068
5-	24.231	102.4	31.003	14.755	113.5	14.143	29.892	85.8	1:54.024	78.53	3.807	11:47:19.092
6-	24.320	103.2	30.812	14.620	114.1	14.126	29.754	83.4	1:53.632	78.80	3.415	11:49:12.724
7-	24.541	104.3	31.249	14.592	114.7	13.890	29.674	85.0	1:53.946	78.58	3.729	11:51:06.670
8-	23.969	106.3	30.022	14.454	114.3	13.656	29.283	86.2	1:51.384 (3)	80.39	1.167	11:52:58.054
9-	25.978	98.2	29.751	14.215	116.1	13.845	30.535	84.4	1:54.324	78.32	4.107	11:54:52.378
10-	24.095	109.4	29.674	14.361	115.1	13.626	29.330	86.3	1:51.086 (2)	80.60	0.869	11:56:43.464
11-	24.192	108.2	29.722	14.317	115.1	13.936	29.447	86.4	1:51.614	80.22	1.397	11:58:35.078
12-	23.934	110.0	29.803	14.241	116.1	13.756	30.465	85.5	1:52.199	79.80	1.982	12:00:27.277
13-	24.777	95.0	30.113	14.383	114.9	13.722	29.180	86.9	1:52.175	79.82	1.958	12:02:19.452
14-	23.803	107.7	29.476	14.226	114.7	13.682	29.030	87.0	1:50.217 (1)	81.24		12:04:09.669

P14 37 S		Corey TINKER			Honda - Microlise Cresswell Racing							
IDEAL LAP TIME : 1:50.424		BEST LAP TIME : 1:50.424			DIFFERENCE : 0.000							
LAP	SECTOR 1	SECTOR 2	SECTOR 3	SECTOR 4	SECTOR 5	LAP TIME	MPH	DIFF	TIME OF DAY			
1-	OUTLAP	76.2	34.526	15.753	112.5	15.420	32.838	84.9				11:39:46.539
2-	26.198	83.2	33.952	15.395	113.7	14.999	31.379	86.9	2:01.923	73.44	11.499	11:41:48.462
3-	25.977	89.3	32.339	14.833	113.5	14.565	30.445	87.1	1:58.159	75.78	7.735	11:43:46.621
4-	24.678	96.6	32.012	14.678	114.1	14.356	29.475	86.4	1:55.199	77.73	4.775	11:45:41.820
5-	24.736	100.4	31.662	14.802	114.1	14.560	29.364	87.4	1:55.124	77.78	4.700	11:47:36.944
6-	24.237	101.5	31.271	14.712	115.3	14.769	29.691	87.6	1:54.680	78.08	4.256	11:49:31.624
7-	24.737	97.1	31.460	14.666	114.1	14.420	29.529	87.4	1:54.812	77.99	4.388	11:51:26.436
8-	24.405	100.1	30.855	14.592	113.3	14.133	29.222	86.3	1:53.207	79.09	2.783	11:53:19.643
9-	24.523	102.1	30.984	14.534	112.9	13.957	29.890	87.1	1:53.888	78.62	3.464	11:55:13.531
10-	25.197	93.5	31.850	14.537	117.3	14.161	28.841	87.2	1:54.586	78.14	4.162	11:57:08.117
11-	24.074	101.5	30.084	14.330	113.1	14.040	29.235	86.9	1:51.763 (2)	80.12	1.339	11:58:59.880
12-	24.333	100.7	30.863	14.488	113.9	14.019	29.134	87.3	1:52.837 (3)	79.35	2.413	12:00:52.717
13-	23.986	101.6	29.584	14.247	114.5	13.836	28.771	87.3	1:50.424 (1)	81.09		12:02:43.141

P15 28		Lee HINDLE			KTM - JH Motorsport / Bomas							
IDEAL LAP TIME : 1:51.945		BEST LAP TIME : 1:52.185			DIFFERENCE : 0.240							
LAP	SECTOR 1	SECTOR 2	SECTOR 3	SECTOR 4	SECTOR 5	LAP TIME	MPH	DIFF	TIME OF DAY			
1-	OUTLAP	74.9	36.616	15.689	105.0	16.142	33.309	89.1				11:41:02.188
2-	26.171	84.8	32.903	14.906	116.5	15.064	31.311	89.8	2:00.355	74.40	8.170	11:43:02.543
3-	25.354	86.3	32.374	14.664	114.5	15.280	30.376	92.0	1:58.048	75.85	5.863	11:45:00.591
4-	24.862	92.3	31.614	14.510	118.1	14.514	30.379	91.0	1:55.879 (3)	77.27	3.694	11:46:56.470
5-	25.929	88.6	32.220	14.380	117.9	14.557	IN PIT		1:56.536 P	76.83	4.351	11:48:53.006
6-	OUTLAP	80.6	33.480	14.978	103.4	15.585	31.935	87.7	4:58.060	30.04	3:05.875	11:53:51.066
7-	25.443	92.6	31.349	14.406	118.1	14.869	30.401	89.4	1:56.468	76.88	4.283	11:55:47.534
8-	24.744	94.5	30.791	14.101	121.3	14.041	29.344	91.4	1:53.021 (2)	79.22	0.836	11:57:40.555
9-	24.282	97.6	31.023	14.018	119.4	14.049	28.813	92.0	1:52.185 (1)	79.81		11:59:32.740
10-	27.085	94.2	31.077	14.972	116.9	14.296	IN PIT		1:56.286 P	77.00	4.101	12:01:29.026

Weather / Track : Cloudy / Dry

Donington Park GP
 Circuit Length = 2.4873 miles
 Start: 11:37 Flag 12:02 End: 12:04

MCRCB BULLETIN TK020

2019 Bennetts British Superbike Championship - Round 11

2019 HEL Performance British Motostar Championship

FREE PRACTICE 1 - SECTOR ANALYSIS



SECTOR 1 = FL to I1, SECTOR 2 = I1 to I2, SECTOR 3 = I2 to I3, SECTOR 4 = I3 to I4, SECTOR 5 = I4 to FL, DIFF = Difference To Personal Best Lap, P = Crossed Finish Line in Pit Lane, D = Time Disallowed

P16 97 S		Josh CORNER		Honda - Banks Racing									
IDEAL LAP TIME : 1:51.842		BEST LAP TIME : 1:52.209		DIFFERENCE : 0.367									
LAP	SECTOR 1	SECTOR 2	SECTOR 3	SECTOR 4	SECTOR 5	LAP TIME	MPH	DIFF	TIME OF DAY				
1-	OUTLAP	66.5	40.954	17.866	84.8	18.760	36.123	81.2		11:40:28.794			
2-	28.879	82.1	36.240	15.789	95.0	16.921	33.278	83.4	2:11.107	68.29	18.898	11:42:39.901	
3-	26.661	94.7	33.821	15.228	110.3	15.449		IN PIT	2:00.562	P	74.27	8.353	11:44:40.463
4-	OUTLAP	89.0	33.805	15.111	109.6	15.831	31.488	84.3	3:18.861		45.02	1:26.652	11:47:59.324
5-	25.744	100.6	32.062	14.785	109.8	15.532	30.639	84.9	1:58.762		75.39	6.553	11:49:58.086
6-	25.361	89.1	33.424	14.813	109.1	15.417	30.595	85.2	1:59.610		74.86	7.401	11:51:57.696
7-	25.874	87.6	32.071	14.624	113.7	14.729	30.546	84.5	1:57.844		75.98	5.635	11:53:55.540
8-	25.637	92.6	31.467	14.632	112.4	14.598	30.185	84.9	1:56.519		76.84	4.310	11:55:52.059
9-	24.384	104.5	30.760	14.564	112.0	14.298	29.696	85.4	1:53.702	(3)	78.75	1.493	11:57:45.761
10-	24.113	109.4	30.230	14.341	112.2	14.246	29.279	84.5	1:52.209	(1)	79.80		11:59:37.970
11-	24.039	107.0	30.554	14.534	111.4	14.118	29.404	84.5	1:52.649	(2)	79.48	0.440	12:01:30.619
12-	23.980	109.1	30.124	14.687	107.7	15.343		IN PIT	1:56.637	P	76.77	4.428	12:03:27.256

P17 23		Cahal GRAHAM		KTM - North West Racing									
IDEAL LAP TIME : 1:51.786		BEST LAP TIME : 1:52.283		DIFFERENCE : 0.497									
LAP	SECTOR 1	SECTOR 2	SECTOR 3	SECTOR 4	SECTOR 5	LAP TIME	MPH	DIFF	TIME OF DAY				
1-	OUTLAP	79.3	34.865	15.637	114.1	15.491	30.146	88.1					11:39:53.566
2-	25.587	87.2	32.431	14.702	116.1	14.835	29.944	88.4	1:57.499		76.20	5.216	11:41:51.065
3-	24.589	97.5	32.080	14.412	116.3	14.487	29.584	89.4	1:55.152		77.76	2.869	11:43:46.217
4-	24.838	89.4	32.412	14.675	115.3	14.449	29.480	90.0	1:55.854		77.29	3.571	11:45:42.071
5-	24.201	96.9	30.823	14.816	117.5	14.718	29.384	90.5	1:53.942	(2)	78.58	1.659	11:47:36.013
6-	24.562	92.0	31.525	14.749	116.7	14.648	29.428	89.2	1:54.912		77.92	2.629	11:49:30.925
7-	24.830	93.8	31.041	14.736	115.9	15.159	29.218	89.5	1:54.984		77.87	2.701	11:51:25.909
8-	24.719	100.4	30.772	15.664	103.5	14.816	29.368	89.3	1:55.339		77.63	3.056	11:53:21.248
9-	24.825	96.6	30.743	14.758	114.7	14.279	29.383	86.4	1:53.988	(3)	78.55	1.705	11:55:15.236
10-	24.648	93.5	30.922	14.721	118.1	14.533	30.712	91.0	1:55.536		77.50	3.253	11:57:10.772
11-	24.498	98.6	31.597	14.586	116.7	14.542	28.951	90.8	1:54.174		78.42	1.891	11:59:04.946
12-	24.556	96.9	30.031	14.467	116.3	14.191	29.038	90.0	1:52.283	(1)	79.74		12:00:57.229
13-	24.562	100.1	31.367	15.516	110.5	14.393	29.466	88.8	1:55.304		77.65	3.021	12:02:52.533

P18 16 S		Harvey CLARIDGE		Honda - Nova Racing/SP 125									
IDEAL LAP TIME : 1:52.048		BEST LAP TIME : 1:52.415		DIFFERENCE : 0.367									
LAP	SECTOR 1	SECTOR 2	SECTOR 3	SECTOR 4	SECTOR 5	LAP TIME	MPH	DIFF	TIME OF DAY				
1-	OUTLAP	88.7	35.700	15.165	114.7	15.570	35.048	77.8					11:39:37.340
2-	26.473	90.3	33.196	15.151	109.4	15.706		IN PIT	1:59.723	P	74.79	7.308	11:41:37.063
3-	OUTLAP	83.2	33.520	14.960	114.7	15.816	31.339	85.7	11:17.059		13.22	9:24.644	11:52:54.122
4-	25.413	100.6	31.879	14.595	115.3	15.253	30.952	86.4	1:58.092		75.82	5.677	11:54:52.214
5-	24.719	102.2	30.904	14.513	114.9	14.539	30.012	86.1	1:54.687	(3)	78.07	2.272	11:56:46.901
6-	25.111	100.6	30.723	14.763	115.5	14.609	29.901	86.0	1:55.107		77.79	2.692	11:58:42.008
7-	24.344	104.5	30.370	14.449	115.3	14.590	29.465	85.7	1:53.218	(2)	79.09	0.803	12:00:35.226
8-	23.844	103.8	30.192	14.251	116.7	14.296	29.832	86.4	1:52.415	(1)	79.65		12:02:27.641

P19 17 S		Franco BOURNE		Honda - Franco Bourne / SP125									
IDEAL LAP TIME : 1:51.646		BEST LAP TIME : 1:52.522		DIFFERENCE : 0.876									
LAP	SECTOR 1	SECTOR 2	SECTOR 3	SECTOR 4	SECTOR 5	LAP TIME	MPH	DIFF	TIME OF DAY				
1-	OUTLAP	73.3	37.156	15.992	105.1	16.336	32.716	85.2					11:39:54.740
2-	26.539	80.7	32.332	14.796	112.7	15.132	30.261	86.3	1:59.060		75.20	6.538	11:41:53.800
3-	25.046	93.3	31.365	15.035	113.7	14.853	29.613	85.2	1:55.912		77.25	3.390	11:43:49.712
4-	24.961	94.9	31.335	14.736	113.3	14.702	29.232	86.0	1:54.966		77.88	2.444	11:45:44.678
5-	24.974	89.4	30.829	14.396	114.5	14.676	29.285	85.4	1:54.160	(3)	78.43	1.638	11:47:38.838
6-	24.536	95.3	30.448	14.124	115.1	14.184	29.230	85.2	1:52.522	(1)	79.57		11:49:31.360
7-	24.855	91.8	30.742	14.765	113.7	14.742	28.751	85.7	1:53.855	(2)	78.64	1.333	11:51:25.215
8-	24.541	99.5	30.052	14.203	112.7	14.183		IN PIT	1:50.715	P	80.87		11:53:15.930
9-	OUTLAP	85.1	32.288	14.868	112.2	14.934	30.144	83.1	6:02.305		24.71	4:09.783	11:59:18.235
10-	25.452	95.5	31.074	15.064	106.3	14.990		IN PIT	1:54.208	P	78.40	1.686	12:01:12.443

Weather / Track : Cloudy / Dry

Donington Park GP
Circuit Length = 2.4873 miles
Start: 11:37 Flag 12:02 End: 12:04

MCRCB BULLETIN TK020

2019 Bennetts British Superbike Championship - Round 11

2019 HEL Performance British Motostar Championship

FREE PRACTICE 1 - SECTOR ANALYSIS



SECTOR 1 = FL to I1, SECTOR 2 = I1 to I2, SECTOR 3 = I2 to I3, SECTOR 4 = I3 to I4, SECTOR 5 = I4 to FL, DIFF = Difference To Personal Best Lap, P = Crossed Finish Line in Pit Lane, D = Time Disallowed

P20 54		Sam BURMAN				KTM - TeamWNT Burman Racing						
IDEAL LAP TIME : 1:52.253		BEST LAP TIME : 1:53.418				DIFFERENCE : 1.165						
LAP	SECTOR 1	SECTOR 2	SECTOR 3	SECTOR 4	SECTOR 5	LAP TIME	MPH	DIFF	TIME OF DAY			
1-	OUTLAP	71.1	36.292	15.004	118.1	17.579	32.399	89.0		11:39:29.648		
2-	26.464	85.5	32.793	14.656	119.8	15.650	31.147	90.4	2:00.710	74.18	7.292	11:41:30.358
3-	25.578	85.9	31.830	15.412	92.1	16.335	30.989	91.0	2:00.144	74.53	6.726	11:43:30.502
4-	25.165	89.8	31.482	14.406	120.9	14.947	29.910	91.9	1:55.910 (3)	77.25	2.492	11:45:26.412
5-	24.990	90.6	32.162	14.859	119.6	15.717	IN PIT		1:57.491 P	76.21	4.073	11:47:23.903
6-	OUTLAP	75.0	33.519	15.797	119.8	15.296	30.456	89.7	4:41.380	31.82	2:47.962	11:52:05.283
7-	24.732	89.7	31.229	14.269	123.3	15.044	30.683	89.7	1:55.957	77.22	2.539	11:54:01.240
8-	25.081	90.1	31.260	14.290	122.4	14.793	30.743	91.8	1:56.167	77.08	2.749	11:55:57.407
9-	24.374	93.5	30.902	14.051	121.7	14.874	29.551	92.0	1:53.752 (2)	78.71	0.334	11:57:51.159
10-	25.666	81.8	32.008	14.386	123.3	14.752	IN PIT		1:55.136 P	77.77	1.718	11:59:46.295
11-	OUTLAP	82.8	32.249	14.642	121.7	14.590	29.464	91.0	2:09.819	68.97	16.401	12:01:56.114
12-	24.022	95.4	30.396	14.230	122.9	14.320	30.450	92.1	1:53.418 (1)	78.95		12:03:49.532

P21 35 S		Jeremy KNIGHT				Honda - Jeremy Knight Racing / SP125						
IDEAL LAP TIME : 1:52.629		BEST LAP TIME : 1:53.494				DIFFERENCE : 0.865						
LAP	SECTOR 1	SECTOR 2	SECTOR 3	SECTOR 4	SECTOR 5	LAP TIME	MPH	DIFF	TIME OF DAY			
1-	OUTLAP	71.8	35.481	16.182	105.1	15.904	33.149	82.9				11:39:35.590
2-	26.397	91.3	32.731	14.842	112.7	15.190	30.965	84.5	2:00.125	74.54	6.631	11:41:35.715
3-	26.295	86.3	32.624	15.012	110.7	14.838	30.403	84.2	1:59.172	75.13	5.678	11:43:34.887
4-	25.316	96.1	32.016	15.026	108.5	14.936	30.255	84.3	1:57.549	76.17	4.055	11:45:32.436
5-	25.215	94.2	31.400	14.656	110.3	14.506	29.679	84.4	1:55.456	77.55	1.962	11:47:27.892
6-	24.932	96.5	31.331	15.108	108.9	14.769	29.818	84.5	1:55.958	77.22	2.464	11:49:23.850
7-	25.305	96.8	30.949	14.771	110.0	14.899	IN PIT		1:55.958 P	77.22	2.464	11:51:19.808
8-	OUTLAP	98.6	30.991	14.803	110.1	14.532	30.399	84.7	4:37.891	32.22	2:44.397	11:55:57.699
9-	24.562	102.6	30.645	14.600	111.1	14.473	30.163	84.9	1:54.443	78.24	0.949	11:57:52.142
10-	24.768	97.5	30.517	14.578	109.8	14.288	29.855	84.9	1:54.006 (3)	78.54	0.512	11:59:46.148
11-	24.672	105.1	30.033	14.896	109.8	14.383	29.510	84.9	1:53.494 (1)	78.89		12:01:39.642
12-	24.389	108.5	30.714	14.777	109.8	14.119	29.690	83.3	1:53.689 (2)	78.76	0.195	12:03:33.331

P22 69 S		Gary SCOTT				Honda - Oakmore Racing						
IDEAL LAP TIME : 1:53.597		BEST LAP TIME : 1:53.822				DIFFERENCE : 0.225						
LAP	SECTOR 1	SECTOR 2	SECTOR 3	SECTOR 4	SECTOR 5	LAP TIME	MPH	DIFF	TIME OF DAY			
1-	OUTLAP	78.7	34.392	15.463	107.3	16.256	30.387	84.0				11:44:50.578
2-	25.693	91.1	32.066	15.008	108.2	14.634	29.336	84.5	1:56.737	76.70	2.915	11:46:47.315
3-	25.296	95.3	31.066	14.713	109.4	14.478	30.846	85.7	1:56.399	76.92	2.577	11:48:43.714
4-	24.799	99.4	30.759	14.621	110.5	14.387	29.402	84.2	1:53.968 (2)	78.56	0.146	11:50:37.682
5-	24.936	95.5	30.938	15.487	108.2	14.544	29.256	85.2	1:55.161 (3)	77.75	1.339	11:52:32.843
6-	24.812	97.2	30.616	14.598	110.3	14.417	29.379	84.5	1:53.822 (1)	78.67		11:54:26.665
7-	24.748	98.5	31.908	14.749	110.3	14.509	29.636	83.9	1:55.550	77.49	1.728	11:56:22.215
8-	25.125	91.3	30.849	14.590	109.2	23.861	32.301	81.6	2:06.726 D	70.65	12.904	11:58:28.941
9-	26.378	90.0	30.986	14.728	109.2	14.737	IN PIT		2:04.736 P	71.78	10.914	12:00:33.677

Weather / Track : Cloudy / Dry

Donington Park GP
 Circuit Length = 2.4873 miles
 Start: 11:37 Flag 12:02 End: 12:04

MCRCB BULLETIN TK020

2019 Bennetts British Superbike Championship - Round 11

2019 HEL Performance British Motostar Championship

FREE PRACTICE 1 - SECTOR ANALYSIS



SECTOR 1 = FL to I1, SECTOR 2 = I1 to I2, SECTOR 3 = I2 to I3, SECTOR 4 = I3 to I4, SECTOR 5 = I4 to FL, DIFF = Difference To Personal Best Lap, P = Crossed Finish Line in Pit Lane, D = Time Disallowed

P23 57 S		Josh HIATT		Honda - Sorrymate.com								
IDEAL LAP TIME : 1:53.310		BEST LAP TIME : 1:53.969		DIFFERENCE : 0.659								
LAP	SECTOR 1	SECTOR 2	SECTOR 3	SECTOR 4	SECTOR 5	LAP TIME	MPH	DIFF	TIME OF DAY			
1-	OUTLAP	82.6	35.734	16.085	108.9	15.628	32.733	84.8		11:39:33.328		
2-	26.405	94.1	33.670	15.439	112.4	15.537	31.652	86.2	2:02.703	72.97	8.734	11:41:36.031
3-	26.808	83.9	32.771	15.331	111.2	15.038	30.947	85.7	2:00.895	74.06	6.926	11:43:36.926
4-	25.519	93.7	32.162	15.199	111.4	15.030	30.761	86.0	1:58.671	75.45	4.702	11:45:35.597
5-	25.287	90.3	32.150	15.209	110.9	14.867	30.400	85.3	1:57.913	75.94	3.944	11:47:33.510
6-	25.444	94.9	31.632	15.066	111.2	14.928	30.122	85.9	1:57.192	76.40	3.223	11:49:30.702
7-	25.363	93.2	31.569	15.005	111.8	14.666	30.025	86.9	1:56.628	76.77	2.659	11:51:27.330
8-	24.831	99.5	31.287	14.893	111.4	14.509	29.595	87.1	1:55.115	77.78	1.146	11:53:22.445
9-	24.629	99.5	30.812	14.810	111.6	14.229	29.489	86.7	1:53.969 (1)	78.56		11:55:16.414
10-	24.433	100.6	31.034	14.761	113.3	14.166	29.684	87.3	1:54.078 (2)	78.49	0.109	11:57:10.492
11-	24.998	100.3	32.061	14.780	112.2	14.438	29.764	87.4	1:56.041	77.16	2.072	11:59:06.533
12-	24.662	100.4	31.038	14.701	111.8	14.487	29.404	85.8	1:54.292 (3)	78.34	0.323	12:01:00.825
13-	24.833	94.7	31.301	15.094	110.9	14.168	29.198	86.9	1:54.594	78.14	0.625	12:02:55.419

P24 48		Sharni PINFOLD		KTM - City Lifting/RS Racing								
IDEAL LAP TIME : 1:54.456		BEST LAP TIME : 1:54.963		DIFFERENCE : 0.507								
LAP	SECTOR 1	SECTOR 2	SECTOR 3	SECTOR 4	SECTOR 5	LAP TIME	MPH	DIFF	TIME OF DAY			
1-	OUTLAP	72.0	36.309	15.852	108.5	16.548	33.883	83.4				11:39:31.751
2-	27.162	87.7	33.503	15.311	114.1	15.592	32.150	84.9	2:03.718	72.37	8.755	11:41:35.469
3-	26.713	83.7	33.786	15.182	109.1	15.604	31.328	85.4	2:02.613	73.03	7.650	11:43:38.082
4-	26.815	88.4	32.937	14.677	115.5	14.882	31.062	86.1	2:00.373	74.38	5.410	11:45:38.455
5-	26.248	93.4	32.599	15.595	113.7	15.329	30.505	86.2	2:00.276	74.44	5.313	11:47:38.731
6-	25.809	93.5	32.862	14.875	114.9	14.984	30.444	83.4	1:58.974	75.26	4.011	11:49:37.705
7-	26.159	95.5	32.333	15.053	113.5	14.735	30.984	85.8	1:59.264	75.08	4.301	11:51:36.969
8-	25.497	97.2	31.576	14.881	113.9	15.286	IN PIT		1:56.951 P	76.56	1.988	11:53:33.920
9-	OUTLAP	92.3	31.884	14.852	113.1	14.654	29.907	87.3	3:35.736	41.50	1:40.773	11:57:09.656
10-	25.236	100.6	31.605	14.453	116.1	14.607	30.504	86.4	1:56.405 (3)	76.92	1.442	11:59:06.061
11-	24.794	98.8	30.936	14.511	114.7	14.750	30.383	87.3	1:55.374 (2)	77.61	0.411	12:01:01.435
12-	24.868	93.0	31.118	14.607	113.3	14.704	29.666	86.4	1:54.963 (1)	77.88		12:02:56.398

P25 18 S		Jodie FIELDHOUSE		Honda - Go Pink Racing								
IDEAL LAP TIME : 1:55.477		BEST LAP TIME : 1:56.071		DIFFERENCE : 0.594								
LAP	SECTOR 1	SECTOR 2	SECTOR 3	SECTOR 4	SECTOR 5	LAP TIME	MPH	DIFF	TIME OF DAY			
1-	OUTLAP	70.7	34.241	15.613	110.7	16.007	32.366	84.9				11:39:45.868
2-	26.988	74.4	34.139	15.243	115.5	15.972	32.173	85.1	2:04.515	71.91	8.444	11:41:50.383
3-	26.671	87.8	32.893	15.306	111.6	15.331	31.762	85.1	2:01.963	73.41	5.892	11:43:52.346
4-	26.545	85.2	33.395	15.325	112.9	15.427	30.852	85.9	2:01.544	73.67	5.473	11:45:53.890
5-	26.547	83.5	32.897	15.453	112.4	15.422	30.939	86.7	2:01.258	73.84	5.187	11:47:55.148
6-	25.926	87.6	33.446	15.403	113.5	15.528	30.767	86.2	2:01.070	73.96	4.999	11:49:56.218
7-	26.204	86.2	33.048	15.165	113.7	15.044	30.677	86.7	2:00.138	74.53	4.067	11:51:56.356
8-	25.843	86.8	32.159	15.039	113.9	14.910	31.049	85.5	1:59.000	75.24	2.929	11:53:55.356
9-	25.949	83.3	31.901	14.772	114.5	15.024	30.654	86.5	1:58.300	75.69	2.229	11:55:53.656
10-	25.671	90.1	32.181	14.882	114.5	14.445	29.738	87.1	1:56.917	76.58	0.846	11:57:50.573
11-	25.496	89.0	31.491	14.820	113.5	14.726	30.230	86.5	1:56.763 (3)	76.68	0.692	11:59:47.336
12-	25.170	93.2	31.613	15.106	112.9	14.511	30.080	86.1	1:56.480 (2)	76.87	0.409	12:01:43.816
13-	25.062	91.1	31.631	15.162	112.5	14.414	29.802	87.0	1:56.071 (1)	77.14		12:03:39.887

Weather / Track : Cloudy / Dry

Donington Park GP
 Circuit Length = 2.4873 miles
 Start: 11:37 Flag 12:02 End: 12:04

MCRCB BULLETIN TK020

2019 Bennetts British Superbike Championship - Round 11

2019 HEL Performance British Motostar Championship

FREE PRACTICE 1 - SECTOR ANALYSIS



SECTOR 1 = FL to I1, SECTOR 2 = I1 to I2, SECTOR 3 = I2 to I3, SECTOR 4 = I3 to I4, SECTOR 5 = I4 to FL, DIFF = Difference To Personal Best Lap, P = Crossed Finish Line in Pit Lane, D = Time Disallowed

P26 66 S		Annabel THOMAS				Honda - Four Anjels Racing						
IDEAL LAP TIME : 1:56.550		BEST LAP TIME : 1:56.682				DIFFERENCE : 0.132						
LAP	SECTOR 1	SECTOR 2	SECTOR 3	SECTOR 4	SECTOR 5	LAP TIME	MPH	DIFF	TIME OF DAY			
1 -	OUTLAP	73.4	37.933	16.223	108.4	17.210	33.091	83.2		11:39:41.160		
2 -	26.858	84.2	35.468	15.711	112.7	16.467	IN PIT		2:21.499 P	63.28	24.817	11:42:02.659
3 -	OUTLAP	80.5	35.469	15.592	113.9	15.998	31.706	84.6	3:46.636	39.51	1:49.954	11:45:49.295
4 -	26.731	81.8	34.622	15.657	107.8	16.383	30.837	86.1	2:04.230	72.07	7.548	11:47:53.525
5 -	26.146	87.0	34.713	15.407	113.3	15.709	31.605	86.0	2:03.580	72.45	6.898	11:49:57.105
6 -	25.937	83.3	33.391	15.163	114.3	15.338	30.329	86.1	2:00.158 (3)	74.52	3.476	11:51:57.263
7 -	26.155	87.7	33.162	14.913	113.1	15.540	IN PIT		2:03.617 P	72.43	6.935	11:54:00.880
8 -	OUTLAP	81.6	34.034	15.277	113.3	15.203	30.856	86.9	5:38.507	26.45	3:41.825	11:59:39.387
9 -	25.095	89.7	32.398	15.037	113.9	15.028	30.402	86.0	1:57.960 (2)	75.91	1.278	12:01:37.347
10 -	25.116	89.7	32.509	14.876	112.2	14.922	29.259	86.8	1:56.682 (1)	76.74		12:03:34.029

P27 15 S		Pádraig GRAHAM				Honda - Graham6						
IDEAL LAP TIME : 1:57.505		BEST LAP TIME : 1:59.034				DIFFERENCE : 1.529						
LAP	SECTOR 1	SECTOR 2	SECTOR 3	SECTOR 4	SECTOR 5	LAP TIME	MPH	DIFF	TIME OF DAY			
1 -	OUTLAP	78.3	36.878	17.060	109.4	16.176	32.063	84.4				11:41:46.848
2 -	27.374	86.2	33.744	15.774	112.7	15.214	31.255	85.7	2:03.361	72.58	4.327	11:43:50.209
3 -	26.375	88.7	33.025	15.591	112.0	15.114	30.704	84.0	2:00.809	74.12	1.775	11:45:51.018
4 -	26.220	91.8	33.525	15.681	112.7	15.421	30.518	85.8	2:01.365	73.78	2.331	11:47:52.383
5 -	25.956	90.6	32.359	15.372	111.1	15.030	30.317	85.0	1:59.034 (1)	75.22		11:49:51.417
6 -	26.174	94.1	32.428	15.464	111.2	15.080	30.616	83.9	1:59.762 (3)	74.76	0.728	11:51:51.179
7 -	25.669	93.9	32.182	15.076	112.7	15.763	30.894	85.7	1:59.584 (2)	74.88	0.550	11:53:50.763
8 -	24.900	99.8	33.710	16.268	90.5	15.577	IN PIT		2:02.990 P	72.80	3.956	11:55:53.753

P28 56		Bradley WILSON				Honda - B.Wilson Racing						
IDEAL LAP TIME : 1:58.815		BEST LAP TIME : 1:59.747				DIFFERENCE : 0.932						
LAP	SECTOR 1	SECTOR 2	SECTOR 3	SECTOR 4	SECTOR 5	LAP TIME	MPH	DIFF	TIME OF DAY			
1 -		84.2	38.227	17.216	94.3	17.459	37.674	81.9				11:39:49.654
2 -	27.878	83.4	34.347	16.144	110.0	16.329	34.925	83.4	2:09.623	69.08	9.876	11:41:59.277
3 -	26.654	89.4	33.889	15.676	111.8	15.829	34.212	83.8	2:06.260	70.92	6.513	11:44:05.537
4 -	26.419	95.5	33.709	15.624	109.6	15.873	33.813	83.8	2:05.438	71.38	5.691	11:46:10.975
5 -	26.437	97.6	32.869	15.487	111.6	15.716	34.520	83.4	2:05.029	71.61	5.282	11:48:16.004
6 -	26.312	92.9	33.027	15.588	111.8	15.632	34.759	82.1	2:05.318	71.45	5.571	11:50:21.322
7 -	26.025	100.3	32.858	15.291	111.8	15.558	33.087	84.4	2:02.819	72.90	3.072	11:52:24.141
8 -	25.956	98.9	32.399	14.995	112.4	15.385	32.638	84.6	2:01.373	73.77	1.626	11:54:25.514
9 -	25.552	99.2	32.399	15.479	111.8	15.270	32.514	82.1	2:01.214 (3)	73.87	1.467	11:56:26.728
10 -	25.253	102.7	33.276	15.267	112.2	15.567	33.302	83.4	2:02.665	72.99	2.918	11:58:29.393
11 -	26.628	82.6	32.419	15.073	113.7	14.784	31.676	85.0	2:00.580 (2)	74.26	0.833	12:00:29.973
12 -	25.310	103.2	32.107	15.000	112.2	15.010	32.320	84.2	1:59.747 (1)	74.77		12:02:29.720

Weather / Track : Cloudy / Dry

Donington Park GP
 Circuit Length = 2.4873 miles
 Start: 11:37 Flag 12:02 End: 12:04

MCRCB BULLETIN TK021

2019 Bennetts British Superbike Championship - Round 11

2019 HEL Performance British Motostar Championship

FREE PRACTICE 1 - BEST SECTORS

SECTOR 1		SECTOR 2		SECTOR 3		SECTOR 4		SECTOR 5		IDEAL / BEST COMPARISON											
POS	NO	TIME	NO	TIME	NO	TIME	NO	TIME	NO	TIME	POS	NO	NAME	IDEAL	BEST	DIFF					
1	11	JON	23.016	64	DUR	28.743	70	WHA	13.670	7	BES	13.133	70	WHA	27.657	1	64	DURHAM	1:46.697	1:46.884	0.187
2	45	SWA	23.041	14	NIX	28.766	14	NIX	13.691	45	SWA	13.145	64	DUR	27.744	2	11	JONES	1:47.057	1:47.139	0.082
3	70	WHA	23.146	19	OGD	28.770	45	SWA	13.725	96	PAA	13.159	19	OGD	27.947	3	45	SWANN	1:47.090	1:47.340	0.250
4	64	DUR	23.156	45	SWA	28.828	7	BES	13.737	64	DUR	13.303	96	PAA	27.974	4	70	WHATLEY	1:47.159	1:47.457	0.298
5	7	BES	23.246	72	HOR	28.846	64	DUR	13.751	11	JON	13.361	11	JON	27.994	5	7	BEST	1:47.204	1:47.595	0.391
6	19	OGD	23.324	11	JON	28.878	11	JON	13.808	72	HOR	13.539	7	BES	28.060	6	19	OGDEN	1:47.582	1:48.218	0.636
7	72	HOR	23.392	7	BES	29.028	19	OGD	13.855	14	NIX	13.609	14	NIX	28.121	7	96	PAASCH	1:47.869	1:47.934	0.065
8	96	PAA	23.525	70	WHA	29.070	20	HAR	13.921	70	WHA	13.616	45	SWA	28.351	8	14	NIXON	1:47.876	1:47.876	0.000
9	88	LEI	23.621	96	PAA	29.233	72	HOR	13.938	77	LYO	13.626	20	HAR	28.465	9	72	HORSMAN	1:48.219	1:48.958	0.739
10	14	NIX	23.689	71	HIN	29.328	96	PAA	13.978	88	LEI	13.633	72	HOR	28.504	10	20	HART	1:49.694	1:49.903	0.209
11	77	LYO	23.803	77	LYO	29.476	28	HIN	14.018	19	OGD	13.686	71	HIN	28.514	11	71	HIND	1:49.752	1:50.057	0.305
12	16	CLA	23.844	20	HAR	29.559	54	BUR	14.051	71	HIN	13.771	17	BOU	28.751	12	88	LEIGH	1:50.060	1:50.167	0.107
13	71	HIN	23.913	37	TIN	29.584	17	BOU	14.124	20	HAR	13.779	37	TIN	28.771	13	77	LYONS	1:50.150	1:50.217	0.067
14	20	HAR	23.970	88	LEI	29.726	88	LEI	14.199	37	TIN	13.836	28	HIN	28.813	14	37	TINKER	1:50.424	1:50.424	0.000
15	97	COR	23.980	23	GRA	30.031	77	LYO	14.215	28	HIN	14.041	88	LEI	28.881	15	17	BOURNE	1:51.646	1:52.522	0.876
16	37	TIN	23.986	35	KNI	30.033	71	HIN	14.226	97	COR	14.118	23	GRA	28.951	16	23	GRAHAM	1:51.786	1:52.283	0.497
17	54	BUR	24.022	17	BOU	30.052	37	TIN	14.247	35	KNI	14.119	77	LYO	29.030	17	97	CORNER	1:51.842	1:52.209	0.367
18	23	GRA	24.201	97	COR	30.124	16	CLA	14.251	57	HIA	14.166	57	HIA	29.198	18	28	HINDLE	1:51.945	1:52.185	0.240
19	28	HIN	24.282	16	CLA	30.192	97	COR	14.341	17	BOU	14.183	69	SCO	29.256	19	16	CLARIDGE	1:52.048	1:52.415	0.367
20	35	KNI	24.389	54	BUR	30.396	23	GRA	14.412	23	GRA	14.191	66	THO	29.259	20	54	BURMAN	1:52.253	1:53.418	1.165
21	57	HIA	24.433	69	SCO	30.616	48	PIN	14.453	16	CLA	14.296	97	COR	29.279	21	35	KNIGHT	1:52.629	1:53.494	0.865
22	17	BOU	24.536	28	HIN	30.791	35	KNI	14.578	54	BUR	14.320	54	BUR	29.464	22	57	HIATT	1:53.310	1:53.969	0.659
23	69	SCO	24.748	57	HIA	30.812	69	SCO	14.590	69	SCO	14.387	16	CLA	29.465	23	69	SCOTT	1:53.597	1:53.822	0.225
24	48	PIN	24.794	48	PIN	30.936	57	HIA	14.701	18	FIE	14.414	35	KNI	29.510	24	48	PINFOLD	1:54.456	1:54.963	0.507
25	15	GRA	24.900	18	FIE	31.491	18	FIE	14.772	48	PIN	14.607	48	PIN	29.666	25	18	FIELDHOUSE	1:55.477	1:56.071	0.594
26	18	FIE	25.062	56	WIL	32.107	66	THO	14.876	56	WIL	14.784	18	FIE	29.738	26	66	THOMAS	1:56.550	1:56.682	0.132
27	66	THO	25.095	15	GRA	32.182	56	WIL	14.995	66	THO	14.922	15	GRA	30.317	27	15	GRAHAM	1:57.505	1:59.034	1.529
28	56	WIL	25.253	66	THO	32.398	15	GRA	15.076	15	GRA	15.030	56	WIL	31.676	28	56	WILSON	1:58.815	1:59.747	0.932

PERFECT LAP 1:46.219

Weather / Track : Cloudy / Dry

Donington Park GP

Circuit Length = 2.4873 miles

Start: 11:37 Flag 12:02 End: 12:04

Results can be found at www.tsl-timing.com

Printed - 12:08 Friday, 04 October 2019

MCRCB BULLETIN TK022**2019 Bennetts British Superbike Championship - Round 11****2019 HEL Performance British Motostar Championship****FREE PRACTICE 1 - BEST SPEEDS**

POS	INTERMEDIATE 1		INTERMEDIATE 2		INTERMEDIATE 3		INTERMEDIATE 4		FINISH LINE			
	NO	NAME	MPH	NO	NAME	MPH	NO	NAME	MPH	NO	NAME	MPH
1	45	SWANN	110.5			11	JONES	126.1		70	WHATLEY	94.1
2	7	BEST	110.1			45	SWANN	125.2		11	JONES	93.9
3	72	HORSMAN	110.0			96	PAASCH	124.7		45	SWANN	92.8
4	77	LYONS	110.0			14	NIXON	124.2		14	NIXON	92.6
5	97	CORNER	109.4			70	WHATLEY	123.5		96	PAASCH	92.6
6	71	HIND	109.2			7	BEST	123.3		54	BURMAN	92.1
7	11	JONES	109.1			54	BURMAN	123.3		64	DURHAM	92.0
8	35	KNIGHT	108.5			64	DURHAM	122.6		28	HINDLE	92.0
9	88	LEIGH	108.4			28	HINDLE	121.3		7	BEST	91.4
10	96	PAASCH	108.0			72	HORSMAN	118.5		23	GRAHAM	91.0
11	20	HART	106.5			23	GRAHAM	118.1		72	HORSMAN	89.2
12	14	NIXON	105.3			88	LEIGH	117.9		19	OGDEN	88.5
13	64	DURHAM	104.5			37	TINKER	117.3		20	HART	88.5
14	16	CLARIDGE	104.5			20	HART	116.9		88	LEIGH	88.0
15	70	WHATLEY	104.0			16	CLARIDGE	116.7		37	TINKER	87.6
16	19	OGDEN	103.4			77	LYONS	116.1		57	HIATT	87.4
17	56	WILSON	103.2			48	PINFOLD	116.1		48	PINFOLD	87.3
18	37	TINKER	102.1			19	OGDEN	115.7		18	FIELDHOUSE	87.1
19	57	HIATT	100.6			18	FIELDHOUSE	115.5		77	LYONS	87.0
20	48	PINFOLD	100.6			17	BOURNE	115.1		66	THOMAS	86.9
21	23	GRAHAM	100.4			66	THOMAS	114.3		16	CLARIDGE	86.4
22	15	GRAHAM	99.8			71	HIND	114.1		17	BOURNE	86.3
23	17	BOURNE	99.5			97	CORNER	113.7		15	GRAHAM	85.8
24	69	SCOTT	99.4			56	WILSON	113.7		69	SCOTT	85.7
25	28	HINDLE	97.6			57	HIATT	113.3		97	CORNER	85.4
26	54	BURMAN	95.4			35	KNIGHT	112.7		56	WILSON	85.0
27	18	FIELDHOUSE	93.2			15	GRAHAM	112.7		71	HIND	84.9
28	66	THOMAS	89.7			69	SCOTT	110.5		35	KNIGHT	84.9

Weather / Track : Cloudy / Dry

Results can be found at www.tsl-timing.comDonington Park GP
Circuit Length = 2.4873 miles
Start: 11:37 Flag 12:02 End: 12:04

Printed - 12:09 Friday, 04 October 2019

MCRCB BULLETIN TK023

2019 Bennetts British Superbike Championship - Round 11

2019 HEL Performance British Motostar Championship

FREE PRACTICE 1 - STATISTICS

Competitors Started 28
Planned Start 2019-10-04 @ 11:10:00.000
Actual Start 2019-10-04 @ 11:37:21.222
Finish Time 2019-10-04 @ 12:02:21.222
Track Length 2.4873mi.
Total Laps 326
Total Distance Covered 810.8757mi.

Session Fastest Lap History

NO	CL	NAME	LAP TIME	TIME OF DAY	LAP	VEHICLE
45		Scott SWANN	1:53.626	11:41:18.497	2	IFS KTM
7		Edmund BEST	1:53.253	11:41:31.217	2	KTM
45		Scott SWANN	1:50.956	11:43:09.453	3	IFS KTM
45		Scott SWANN	1:50.142	11:44:59.594	4	IFS KTM
96		Brandon PAASCH	1:50.135	11:45:10.403	4	KTM
45		Scott SWANN	1:50.034	11:46:49.627	5	IFS KTM
7		Edmund BEST	1:48.651	11:47:01.799	5	KTM
45		Scott SWANN	1:48.593	11:54:06.594	9	IFS KTM
7		Edmund BEST	1:48.559	11:54:07.692	8	KTM
11		Dan JONES	1:48.168	11:55:29.867	8	KTM
7		Edmund BEST	1:47.596	11:55:55.288	9	KTM
64		Asher DURHAM	1:47.322	12:00:43.762	12	Mahindra
11		Dan JONES	1:47.139	12:00:52.921	11	KTM
64		Asher DURHAM	1:46.884	12:02:30.645	13	Mahindra

Flag History

TYPE	TIME OF DAY
GREEN	11:37:21.222
FINISH	12:02:21.222

Flag Statistics

TYPE	COUNT	TOTAL LAPS	TOTAL TIME
Green	1	14	27:05.041
Red	0	0	0.000
Safety Car	0	0	0.000
FCY	0	0	0.000

Weather / Track : Cloudy / Dry

MCRCB BULLETIN TK023

2019 Bennetts British Superbike Championship - Round 11

2019 HEL Performance British Motostar Championship

FREE PRACTICE 1 - STATISTICS

CLASS :

12 Starters

Fastest Lap History

NO	NAME	LAP TIME	TIME OF DAY	LAP	VEHICLE
45	Scott SWANN	1:53.626	11:41:18.497	2	IFS KTM
7	Edmund BEST	1:53.253	11:41:31.217	2	KTM
45	Scott SWANN	1:50.956	11:43:09.453	3	IFS KTM
45	Scott SWANN	1:50.142	11:44:59.594	4	IFS KTM
96	Brandon PAASCH	1:50.135	11:45:10.403	4	KTM
45	Scott SWANN	1:50.034	11:46:49.627	5	IFS KTM
7	Edmund BEST	1:48.651	11:47:01.799	5	KTM
45	Scott SWANN	1:48.593	11:54:06.594	9	IFS KTM
7	Edmund BEST	1:48.559	11:54:07.692	8	KTM
11	Dan JONES	1:48.168	11:55:29.867	8	KTM
7	Edmund BEST	1:47.596	11:55:55.288	9	KTM
64	Asher DURHAM	1:47.322	12:00:43.762	12	Mahindra
11	Dan JONES	1:47.139	12:00:52.921	11	KTM
64	Asher DURHAM	1:46.884	12:02:30.645	13	Mahindra

Weather / Track : Cloudy / Dry

Results can be found at www.tsl-timing.com

Page 2 of 3

Donington Park GP
Circuit Length = 2.4873 miles
Start: 11:37 Flag 12:02 End: 12:04

Printed - 12:09 Friday, 04 October 2019

MCRCB BULLETIN TK023

2019 Bennetts British Superbike Championship - Round 11

2019 HEL Performance British Motostar Championship

FREE PRACTICE 1 - STATISTICS

CLASS : S

16 Starters

Fastest Lap History

NO	NAME	LAP TIME	TIME OF DAY	LAP	VEHICLE
72	Cameron HORSMAN	1:54.684	11:41:25.276	2	Honda
72	Cameron HORSMAN	1:52.387	11:43:17.663	3	Honda
72	Cameron HORSMAN	1:51.165	11:45:08.827	4	Honda
20	Jack HART	1:51.129	11:46:23.819	4	Honda
72	Cameron HORSMAN	1:50.568	11:46:59.395	5	Honda
19	Scott OGDEN	1:50.033	11:49:05.339	6	Honda
72	Cameron HORSMAN	1:48.958	11:54:08.554	8	Honda
19	Scott OGDEN	1:48.229	11:58:55.075	11	Honda
19	Scott OGDEN	1:48.218	12:02:31.599	13	Honda

Weather / Track : Cloudy / Dry

Results can be found at www.tsl-timing.com

Page 3 of 3

Donington Park GP
Circuit Length = 2.4873 miles
Start: 11:37 Flag 12:02 End: 12:04

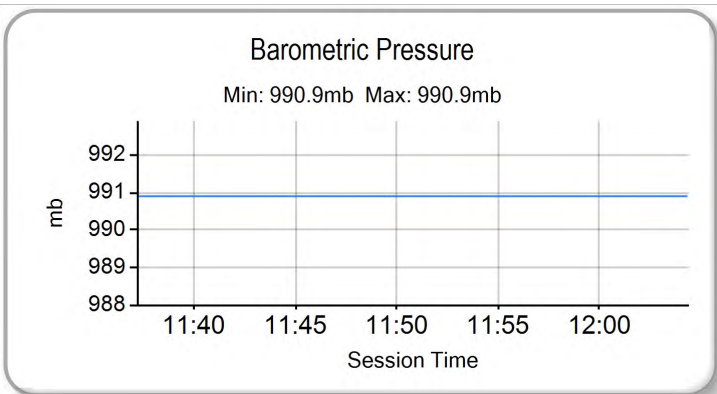
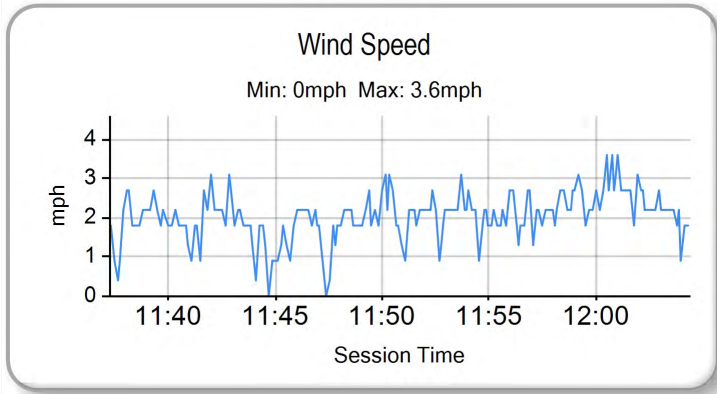
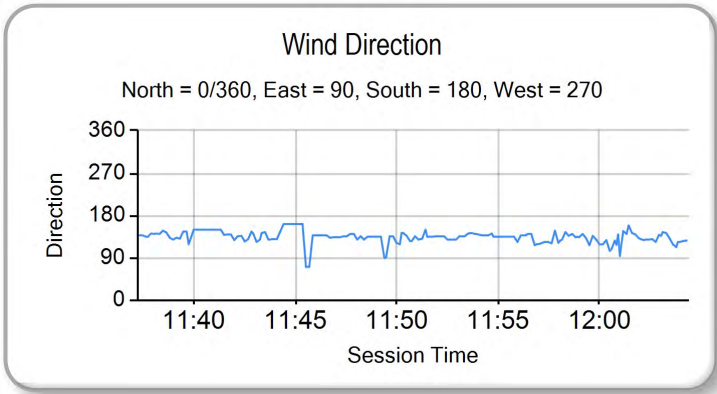
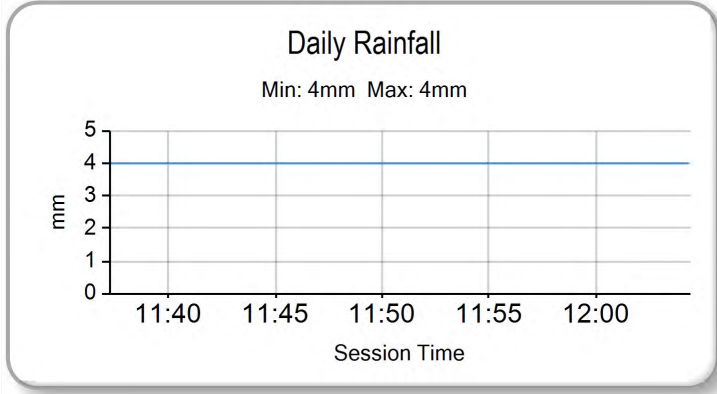
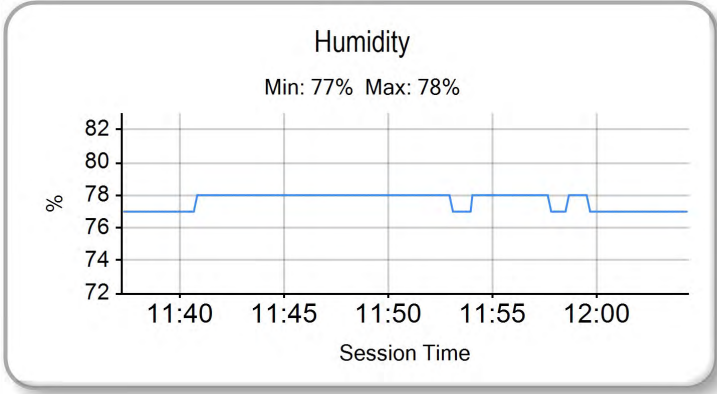
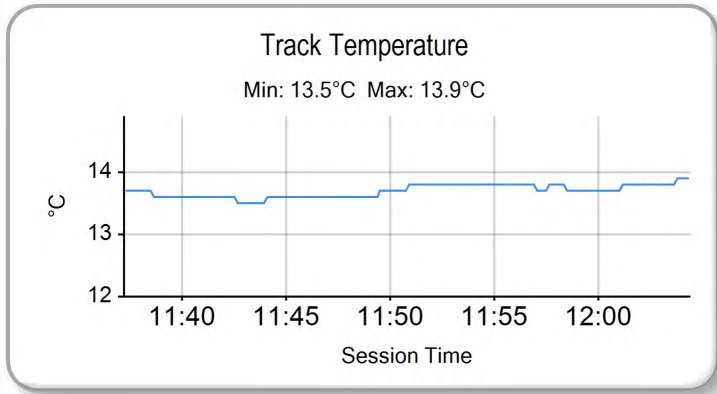
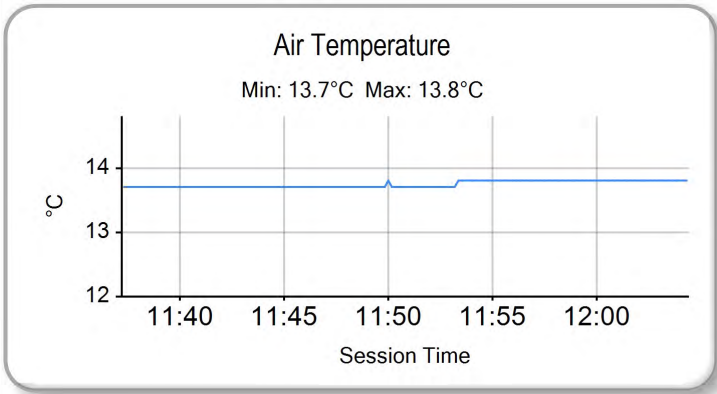
Printed - 12:09 Friday, 04 October 2019

MCRCB BULLETIN TK024

2019 Bennetts British Superbike Championship - Round 11

2019 HEL Performance British Motostar Championship

FREE PRACTICE 1 - WEATHER CONDITIONS



Weather / Track : Cloudy / Dry

Donington Park GP
Circuit Length = 2.4873 miles
Start: 11:37 Flag 12:02 End: 12:04

Results can be found at www.tsl-timing.com

Printed - 12:10 Friday, 04 October 2019



POS	NO	CL	PIC NAME	NAT	ENTRY	TIME	ON	LAPS	GAP	DIFF	MPH
1	64		1 Asher DURHAM	GBR	Mahindra - Microlise Cresswell Racing	1:39.852	10	10			89.67
2	96		2 Brandon PAASCH	USA	KTM - FPW Racing	1:40.546	8	8	0.694	0.694	89.05
3	70		3 Joshua WHATLEY	GBR	KTM - KRP	1:41.081	9	9	1.229	0.535	88.58
4	7		4 Edmund BEST	GBR	KTM - SymCirrus Motorsport	1:41.496	10	11	1.644	0.415	88.22
5	72	S	1 Cameron HORSMAN	GBR	Honda - Nova Racing/SP 125	1:42.379	8	10	2.527	0.883	87.46
6	14		5 Jack NIXON	GBR	KTM - Santander Salt	1:43.332	5	5	3.480	0.953	86.65
7	45		6 Scott SWANN	GBR	IFS KTM - IFS Team Swann Racing	1:43.481	4	4	3.629	0.149	86.53
8	17	S	2 Franco BOURNE	GBR	Honda - Franco Bourne / SP125	1:44.185	9	9	4.333	0.704	85.94
9	20	S	3 Jack HART	GBR	Honda - Hart Racing	1:44.188	6	7	4.336	0.003	85.94
10	88	S	4 Harry LEIGH	GBR	Honda - Performance Moto 88 Racing	1:44.540	10	11	4.688	0.352	85.65
11	77	S	5 Jamie LYONS	GBR	Honda - C&M Motors Ltd Racing	1:44.847	9	10	4.995	0.307	85.40
12	16	S	6 Harvey CLARIDGE	GBR	Honda - Nova Racing/SP 125	1:45.077	6	9	5.225	0.230	85.21
13	37	S	7 Corey TINKER	GBR	Honda - Microlise Cresswell Racing	1:45.316	10	10	5.464	0.239	85.02
14	71	S	8 James HIND	GBR	Honda - Mortimer Racing / Victoria House Academy	1:45.974	7	7	6.122	0.658	84.49
15	57	S	9 Josh HIATT	GBR	Honda - Sorrymate.com	1:47.990	4	6	8.138	2.016	82.91
16	48		7 Sharni PINFOLD	AUS	KTM - City Lifting/RS Racing	1:48.578	9	9	8.726	0.588	82.47
17	66	S	10 Annabel THOMAS	GBR	Honda - Four Anjels Racing	1:48.727	7	8	8.875	0.149	82.35
18	35	S	11 Jeremy KNIGHT	GBR	Honda - Jeremy Knight Racing / SP125	1:48.748	7	7	8.896	0.021	82.34
19	97	S	12 Josh CORNER	GBR	Honda - Banks Racing	1:49.507	6	8	9.655	0.759	81.77
20	69	S	13 Gary SCOTT	GBR	Honda - Oakmore Racing	1:50.319	9	9	10.467	0.812	81.16
21	15	S	14 Pádraig GRAHAM	GBR	Honda - Graham6	1:51.105	4	8	11.253	0.786	80.59

CLASS "" - QUALIFYING LAPTIME (110.0% of 1:39.852) = 1:49.837

CLASS "S" - QUALIFYING LAPTIME (110.0% of 1:42.379) = 1:52.616

22	56	S	15 Bradley WILSON	GBR	Honda - B.Wilson Racing	1:53.178	8	8	13.326	2.073	79.11
23	28		8 Lee HINDLE	GBR	KTM - JH Motorsport / Bomas			1			
24	19	S	16 Scott OGDEN	GBR	Honda - Premium Motorhomes Scott Ogden Racing						
25	54		9 Sam BURMAN	GBR	KTM - TeamWNT Burman Racing						
26	18	S	17 Jodie FIELDHOUSE	GBR	Honda - Go Pink Racing						
27	11		10 Dan JONES	GBR	KTM - City Lifting/RS Racing						
28	23		11 Cahal GRAHAM	GBR	KTM - North West Racing						

Weather / Track : Cloudy / Dry

These results are provisional until the conclusion of any judicial and technical matters.

Donington Park GP

Circuit Length = 2.4873 miles

Start: 14:55 Flag 15:20 End: 15:22

Race Director :	Stewards :	Timekeeper :
-----------------	------------	--------------

Results can be found at www.britishsuperbike.com

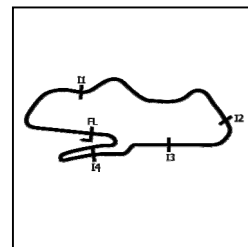
Printed - 15:22 Friday, 04 October 2019

MCRCB BULLETIN TK056

2019 Bennetts British Superbike Championship - Round 11

2019 HEL Performance British Motostar Championship

FREE PRACTICE 2 - SECTOR ANALYSIS



SECTOR 1 = FL to I1, SECTOR 2 = I1 to I2, SECTOR 3 = I2 to I3, SECTOR 4 = I3 to I4, SECTOR 5 = I4 to FL, DIFF = Difference To Personal Best Lap, P = Crossed Finish Line in Pit Lane, D = Time Disallowed

P1		64		Asher DURHAM		Mahindra - Microlise Cresswell Racing						
IDEAL LAP TIME :		1:39.708		BEST LAP TIME :		1:39.852		DIFFERENCE : 0.144				
LAP	SECTOR 1	SECTOR 2	SECTOR 3	SECTOR 4	SECTOR 5	LAP TIME	MPH	DIFF	TIME OF DAY			
1-	OUTLAP	100.1	32.367	15.329	118.7	13.352	27.277	92.5		15:05:39.364		
2-	22.166	116.1	28.605	14.308	120.4	12.981	26.830	93.3	1:44.890	85.36	5.038	15:07:24.254
3-	21.704	114.9	28.352	13.956	122.6	12.728	27.726	93.4	1:44.466	85.71	4.614	15:09:08.720
4-	21.671	118.1	27.950	13.614	124.5	12.889	26.760	92.5	1:42.884	87.03	3.032	15:10:51.604
5-	21.730	116.9	27.543	13.543	123.3	12.708	26.388	93.5	1:41.912	87.86	2.060	15:12:33.516
6-	21.531	119.6	27.134	13.247	124.5	12.595	26.088	93.8	1:40.595	89.01	0.743	15:14:14.111
7-	21.561	118.1	26.676	13.191	123.1	12.655	26.178	94.5	1:40.261 (3)	89.31	0.409	15:15:54.372
8-	21.572	119.4	26.527	13.301	122.6	12.543	26.416	93.2	1:40.359	89.22	0.507	15:17:34.731
9-	21.508	119.6	26.639	13.177	122.4	12.643	26.263	94.2	1:40.230 (2)	89.33	0.378	15:19:14.961
10-	21.520	114.1	26.645	13.147	122.9	12.438	26.102	93.2	1:39.852 (1)	89.67		15:20:54.813

P2		96		Brandon PAASCH		KTM - FPW Racing						
IDEAL LAP TIME :		1:40.546		BEST LAP TIME :		1:40.546		DIFFERENCE : 0.000				
LAP	SECTOR 1	SECTOR 2	SECTOR 3	SECTOR 4	SECTOR 5	LAP TIME	MPH	DIFF	TIME OF DAY			
1-	OUTLAP	101.2	33.451	22.499	78.9	18.505	IN PIT		P			14:57:05.637
2-	OUTLAP	97.3	31.964	14.459	121.7	14.703	28.087	92.0	9:45.869	15.28	8:05.323	15:06:51.506
3-	23.099	108.9	29.469	13.900	123.8	13.048	28.031	92.8	1:47.547	83.26	7.001	15:08:39.053
4-	22.831	107.2	29.328	13.878	123.1	12.991	IN PIT		1:43.567 P	86.46	3.021	15:10:22.620
5-	OUTLAP	94.5	30.136	13.951	122.0	12.968	27.292	92.1	5:22.551	27.76	3:42.005	15:15:45.171
6-	22.093	109.8	27.949	13.369	124.0	12.598	26.819	92.9	1:42.828 (3)	87.08	2.282	15:17:27.999
7-	21.809	109.8	27.460	13.370	124.0	12.551	26.604	93.4	1:41.794 (2)	87.96	1.248	15:19:09.793
8-	21.588	116.9	26.998	13.332	124.5	12.423	26.205	93.2	1:40.546 (1)	89.05		15:20:50.339

P3		70		Joshua WHATLEY		KTM - KRP						
IDEAL LAP TIME :		1:40.900		BEST LAP TIME :		1:41.081		DIFFERENCE : 0.181				
LAP	SECTOR 1	SECTOR 2	SECTOR 3	SECTOR 4	SECTOR 5	LAP TIME	MPH	DIFF	TIME OF DAY			
1-	OUTLAP	87.1	34.843	15.308	123.1	13.735	27.600	91.6				15:05:41.566
2-	22.284	114.7	31.533	13.786	124.9	12.741	26.617	96.1	1:46.961	83.71	5.880	15:07:28.527
3-	22.223	113.5	29.875	13.474	127.3	12.638	26.325	95.4	1:44.535	85.65	3.454	15:09:13.062
4-	21.870	112.9	29.410	13.305	126.8	12.613	26.311	95.8	1:43.509 (3)	86.50	2.428	15:10:56.571
5-	21.634	114.7	29.541	13.490	125.6	12.470	26.203	95.4	1:43.338 (2)	86.65	2.257	15:12:39.909
6-	21.910	110.9	29.280	13.360	126.3	12.526	26.481	94.9	1:43.557	86.46	2.476	15:14:23.466
7-	22.191	111.2	30.431	15.429	119.4	13.278	IN PIT		1:49.267 P	81.95	8.186	15:16:12.733
8-	OUTLAP	110.5	28.695	13.576	125.9	12.438	25.953	96.5	2:34.651	57.90	53.570	15:18:47.384
9-	21.700	113.9	27.885	13.420	125.2	12.307	25.769	96.0	1:41.081 (1)	88.58		15:20:28.465

P4		7		Edmund BEST		KTM - SymCirrus Motorsport						
IDEAL LAP TIME :		1:41.412		BEST LAP TIME :		1:41.496		DIFFERENCE : 0.084				
LAP	SECTOR 1	SECTOR 2	SECTOR 3	SECTOR 4	SECTOR 5	LAP TIME	MPH	DIFF	TIME OF DAY			
1-	OUTLAP	104.0	32.717	18.144	102.9	14.705	28.683	89.0				14:56:59.174
2-	OUTLAP	108.2	29.354	13.890	118.9	12.946	27.155	91.0	8:14.617	18.10	6:33.121	15:05:13.791
3-	22.237	114.7	28.356	13.582	121.1	12.550	26.905	91.0	1:43.630	86.40	2.134	15:06:57.421
4-	22.145	116.9	28.173	13.572	121.7	12.610	26.651	92.4	1:43.151	86.80	1.655	15:08:40.572
5-	22.054	117.3	28.412	13.411	121.3	12.521	26.453	91.9	1:42.851	87.06	1.355	15:10:23.423
6-	22.070	115.7	28.318	13.414	121.1	12.518	26.496	91.4	1:42.816	87.09	1.320	15:12:06.239
7-	22.021	116.9	27.954	13.494	121.1	12.461	26.418	91.6	1:42.348	87.49	0.852	15:13:48.587
8-	21.952	117.1	27.605	13.385	121.1	12.473	26.505	91.5	1:41.920 (2)	87.85	0.424	15:15:30.507
9-	21.955	120.6	27.624	13.389	120.6	12.401	26.655	91.1	1:42.024 (3)	87.76	0.528	15:17:12.531
10-	21.916	120.4	27.363	13.354	120.9	12.372	26.491	92.4	1:41.496 (1)	88.22		15:18:54.027
11-	21.905	117.3	27.609	13.399	120.9	12.485	26.868	91.6	1:42.266	87.56	0.770	15:20:36.293

Weather / Track : Cloudy / Dry

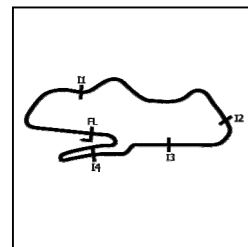
Donington Park GP
Circuit Length = 2.4873 miles
Start: 14:55 Flag 15:20 End: 15:22

MCRCB BULLETIN TK056

2019 Bennetts British Superbike Championship - Round 11

2019 HEL Performance British Motostar Championship

FREE PRACTICE 2 - SECTOR ANALYSIS



SECTOR 1 = FL to I1, SECTOR 2 = I1 to I2, SECTOR 3 = I2 to I3, SECTOR 4 = I3 to I4, SECTOR 5 = I4 to FL, DIFF = Difference To Personal Best Lap, P = Crossed Finish Line in Pit Lane, D = Time Disallowed

P5	72 S	Cameron HORSMAN	Honda - Nova Racing/SP 125	
IDEAL LAP TIME : 1:42.322		BEST LAP TIME : 1:42.379		DIFFERENCE : 0.057

LAP	SECTOR 1	SECTOR 2	SECTOR 3	SECTOR 4	SECTOR 5	LAP TIME	MPH	DIFF	TIME OF DAY			
1-	OUTLAP	100.3	32.026	18.002	109.1	15.216			P	14:57:00.586		
2-	OUTLAP	112.0	30.227	14.714	115.3	13.400	27.872	89.3	10:07.418	14.74	8:25.039	15:07:08.004
3-	22.713	118.1	29.094	13.903	112.2	13.132	27.642	88.6	1:46.484	84.09	4.105	15:08:54.488
4-	22.341	119.8	28.622	14.395	102.2	14.706	28.001	89.9	1:48.065	82.86	5.686	15:10:42.553
5-	22.349	116.9	28.040	13.582	117.3	13.032	27.416	89.1	1:44.419	85.75	2.040	15:12:26.972
6-	22.433	118.7	28.210	13.575	116.1	12.936	27.120	89.2	1:44.274	85.87	1.895	15:14:11.246
7-	22.272	120.0	27.443	13.463	116.7	12.814	27.015	88.3	1:43.007 (3)	86.93	0.628	15:15:54.253
8-	22.157	119.8	27.071	13.481	116.7	12.850	26.820	89.4	1:42.379 (1)	87.46		15:17:36.632
9-	22.270	120.4	27.376	13.808	114.3	12.861	27.105	89.9	1:43.420	86.58	1.041	15:19:20.052
10-	22.316	118.9	27.293	13.564	116.3	12.811	27.021	89.8	1:43.005 (2)	86.93	0.626	15:21:03.057

P6	14	Jack NIXON	KTM - Santander Salt	
IDEAL LAP TIME : 1:43.173		BEST LAP TIME : 1:43.332		DIFFERENCE : 0.159

LAP	SECTOR 1	SECTOR 2	SECTOR 3	SECTOR 4	SECTOR 5	LAP TIME	MPH	DIFF	TIME OF DAY			
1-	OUTLAP	89.0	34.731	15.099	119.4	14.500	30.303	91.5				15:13:04.128
2-	23.351	104.0	29.549	13.596	123.1	13.232	28.325	93.2	1:48.053	82.87	4.721	15:14:52.181
3-	22.564	105.8	28.310	13.381	124.5	12.844	27.602	93.0	1:44.701 (3)	85.52	1.369	15:16:36.882
4-	22.550	106.8	27.886	13.408	123.8	12.712	27.689	93.5	1:44.245 (2)	85.89	0.913	15:18:21.127
5-	22.142	109.1	28.001	13.341	123.8	12.756	27.092	93.7	1:43.332 (1)	86.65		15:20:04.459

P7	45	Scott SWANN	IFS KTM - IFS Team Swann Racing	
IDEAL LAP TIME : 1:43.401		BEST LAP TIME : 1:43.481		DIFFERENCE : 0.080

LAP	SECTOR 1	SECTOR 2	SECTOR 3	SECTOR 4	SECTOR 5	LAP TIME	MPH	DIFF	TIME OF DAY			
1-	OUTLAP	104.5	32.994	14.314	120.9	13.947	28.951	91.8				15:16:13.475
2-	22.419	113.9	28.448	13.619	122.6	12.811	27.559	92.5	1:44.856 (3)	85.39	1.375	15:17:58.331
3-	22.113	115.3	27.876	13.539	122.9	12.794	27.536	92.4	1:43.858 (2)	86.21	0.377	15:19:42.189
4-	22.171	116.7	27.898	13.489	123.1	12.645	27.278	92.4	1:43.481 (1)	86.53		15:21:25.670

P8	17 S	Franco BOURNE	Honda - Franco Bourne / SP125	
IDEAL LAP TIME : 1:44.148		BEST LAP TIME : 1:44.185		DIFFERENCE : 0.037

LAP	SECTOR 1	SECTOR 2	SECTOR 3	SECTOR 4	SECTOR 5	LAP TIME	MPH	DIFF	TIME OF DAY						
1-	OUTLAP	98.1	32.199	17.819	108.2	14.924	30.535	87.4				14:57:03.150			
2-	OUTLAP	105.5	30.973	14.153	113.5	13.606	28.270	85.3	11:20.014	13.16	9:35.829	15:08:23.164			
3-	23.358	110.3	29.627	14.070	112.9	13.278	27.985	84.7	1:48.318	82.66	4.133	15:10:11.482			
4-	23.690	110.0	29.802	14.176	112.4	13.495			IN PIT			1:46.539 P	84.04	2.354	15:11:58.021
5-	OUTLAP	101.9	29.445	13.730	115.9	13.248	27.633	86.3	2:20.522	63.72	36.337	15:14:18.543			
6-	22.892	113.1	28.280	13.738	114.9	13.100	27.161	87.8	1:45.171	85.14	0.986	15:16:03.714			
7-	22.691	114.3	28.132	13.674	115.5	13.029	27.185	87.9	1:44.711 (3)	85.51	0.526	15:17:48.425			
8-	22.681	114.5	27.992	13.682	114.3	13.012	27.277	87.7	1:44.644 (2)	85.57	0.459	15:19:33.069			
9-	22.658	113.5	27.798	13.711	114.5	12.901	27.117	88.4	1:44.185 (1)	85.94		15:21:17.254			

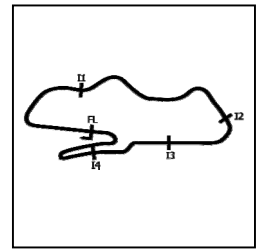
P9	20 S	Jack HART	Honda - Hart Racing	
IDEAL LAP TIME : 1:44.009		BEST LAP TIME : 1:44.188		DIFFERENCE : 0.179

LAP	SECTOR 1	SECTOR 2	SECTOR 3	SECTOR 4	SECTOR 5	LAP TIME	MPH	DIFF	TIME OF DAY						
1-	OUTLAP	88.0	34.198	14.597	115.3	14.258			IN PIT			P	15:05:55.653		
2-	OUTLAP	95.7	30.732	14.744	98.2	14.065	28.420	87.6	4:48.272	31.06	3:04.084	15:10:43.925			
3-	23.355	109.4	28.652	13.666	116.9	13.215	27.574	88.3	1:46.462	84.10	2.274	15:12:30.387			
4-	22.878	111.4	28.135	13.497	118.1	13.146	27.528	88.3	1:45.184 (3)	85.13	0.996	15:14:15.571			
5-	22.838	112.2	27.765	13.561	117.1	13.024	27.019	88.3	1:44.207 (2)	85.92	0.019	15:15:59.778			
6-	22.726	112.2	27.743	13.523	118.3	13.090	27.106	88.5	1:44.188 (1)	85.94		15:17:43.966			
7-	22.742	114.9	28.015	14.433	97.8	14.065			IN PIT			1:45.415 P	84.94	1.227	15:19:29.381

Weather / Track : Cloudy / Dry

Donington Park GP
 Circuit Length = 2.4873 miles
 Start: 14:55 Flag 15:20 End: 15:22

FREE PRACTICE 2 - SECTOR ANALYSIS



SECTOR 1 = FL to I1, SECTOR 2 = I1 to I2, SECTOR 3 = I2 to I3, SECTOR 4 = I3 to I4, SECTOR 5 = I4 to FL, DIFF = Difference To Personal Best Lap, P = Crossed Finish Line in Pit Lane, D = Time Disallowed

P10 88 S Harry LEIGH		Honda - Performance Moto 88 Racing										
IDEAL LAP TIME : 1:44.207		BEST LAP TIME : 1:44.540					DIFFERENCE : 0.333					
LAP	SECTOR 1	SECTOR 2	SECTOR 3	SECTOR 4	SECTOR 5	LAP TIME	MPH	DIFF	TIME OF DAY			
1-	OUTLAP	96.0	33.860	18.660	103.7	15.153	30.682	87.7		14:57:04.145		
2-	OUTLAP	98.3	31.963	14.811	114.1	13.646	29.041	87.8	8:46.194	17.01	7:01.654	15:05:50.339
3-	22.930	114.3	29.294	13.913	116.5	13.322	28.358	89.0	1:47.817	83.05	3.277	15:07:38.156
4-	22.697	112.9	28.599	13.692	117.5	12.970	27.906	89.5	1:45.864	84.58	1.324	15:09:24.020
5-	22.546	112.9	28.301	13.614	117.7	12.830	27.617	90.3	1:44.908 (2)	85.35	0.368	15:11:08.928
6-	22.541	112.9	28.597	13.725	117.1	12.892	27.629	88.4	1:45.384	84.96	0.844	15:12:54.312
7-	22.641	116.3	28.163	13.870	116.5	12.945	27.881	88.4	1:45.500	84.87	0.960	15:14:39.812
8-	22.445	116.9	28.067	13.793	114.5	13.032	27.646	89.5	1:44.983 (3)	85.29	0.443	15:16:24.795
9-	22.897	112.9	28.703	13.770	116.7	12.949	27.869	89.3	1:46.188	84.32	1.648	15:18:10.983
10-	22.583	116.7	27.986	13.795	115.9	12.844	27.332	89.3	1:44.540 (1)	85.65		15:19:55.523
11-	22.791	115.7	28.805	13.820	115.7	12.949	27.655	88.6	1:46.020	84.46	1.480	15:21:41.543

P11 77 S Jamie LYONS		Honda - C&M Motors Ltd Racing										
IDEAL LAP TIME : 1:44.822		BEST LAP TIME : 1:44.847					DIFFERENCE : 0.025					
LAP	SECTOR 1	SECTOR 2	SECTOR 3	SECTOR 4	SECTOR 5	LAP TIME	MPH	DIFF	TIME OF DAY			
1-	OUTLAP	97.3	33.530	19.420	100.1	15.303	30.563	86.2				14:57:04.975
2-	OUTLAP	97.9	32.221	14.679	114.1	13.887	29.040	87.1	8:46.504	17.00	7:01.657	15:05:51.479
3-	23.306	110.1	29.793	14.236	115.1	13.329	28.405	86.8	1:49.069	82.09	4.222	15:07:40.548
4-	22.921	113.9	29.373	13.962	116.1	13.020	27.874	87.8	1:47.150	83.56	2.303	15:09:27.698
5-	22.806	116.3	28.954	13.901	115.5	12.989	27.521	87.8	1:46.171	84.33	1.324	15:11:13.869
6-	22.781	117.3	28.880	13.946	117.5	13.073	27.641	88.0	1:46.321	84.22	1.474	15:13:00.190
7-	22.867	117.7	28.356	13.879	115.5	13.225	27.631	87.8	1:45.958	84.50	1.111	15:14:46.148
8-	22.662	119.6	28.201	13.966	115.1	13.354	27.593	87.6	1:45.776 (3)	84.65	0.929	15:16:31.924
9-	22.657	118.9	28.017	13.903	114.7	12.982	27.288	87.8	1:44.847 (1)	85.40		15:18:16.771
10-	22.656	115.3	28.117	13.901	115.3	13.104	27.413	87.2	1:45.191 (2)	85.12	0.344	15:20:01.962

P12 16 S Harvey CLARIDGE		Honda - Nova Racing/SP 125										
IDEAL LAP TIME : 1:44.608		BEST LAP TIME : 1:45.077					DIFFERENCE : 0.469					
LAP	SECTOR 1	SECTOR 2	SECTOR 3	SECTOR 4	SECTOR 5	LAP TIME	MPH	DIFF	TIME OF DAY			
1-	OUTLAP	101.3	32.283	16.661	112.2	15.014	29.067	88.5				14:56:59.600
2-	OUTLAP	112.4	29.891	14.461	116.9	13.267	27.806	89.4	11:56.719	12.49	10:11.642	15:08:56.319
3-	22.633	118.9	28.689	13.830	116.7	13.114	27.619	89.2	1:45.885	84.56	0.808	15:10:42.204
4-	22.572	116.3	28.637	13.714	118.1	12.951	28.241	89.1	1:46.115	84.38	1.038	15:12:28.319
5-	22.480	119.6	28.522	13.779	116.9	13.090	27.434	89.3	1:45.305 (3)	85.03	0.228	15:14:13.624
6-	22.434	120.0	28.075	13.838	116.5	13.074	27.656	88.8	1:45.077 (1)	85.21		15:15:58.701
7-	22.619	116.3	28.319	13.895	115.7	13.284	27.702	89.3	1:45.819	84.62	0.742	15:17:44.520
8-	22.625	117.7	28.198	13.852	115.9	13.119	27.491	89.1	1:45.285 (2)	85.04	0.208	15:19:29.805
9-	22.606	118.1	28.168	13.870	116.1	13.034	27.829	88.8	1:45.507	84.87	0.430	15:21:15.312

P13 37 S Corey TINKER		Honda - Microlise Cresswell Racing										
IDEAL LAP TIME : 1:45.316		BEST LAP TIME : 1:45.316					DIFFERENCE : 0.000					
LAP	SECTOR 1	SECTOR 2	SECTOR 3	SECTOR 4	SECTOR 5	LAP TIME	MPH	DIFF	TIME OF DAY			
1-	OUTLAP	95.0	31.669	17.455	110.5	14.824	29.628	87.9				14:57:00.850
2-	OUTLAP	86.2	34.424	14.560	115.7	13.982	29.263	87.6	8:57.979	16.64	7:12.663	15:05:58.829
3-	23.813	102.1	30.306	13.989	115.5	13.516	28.341	89.9	1:49.965	81.43	4.649	15:07:48.794
4-	23.609	105.0	29.905	13.925	115.3	13.343	28.225	88.4	1:49.007	82.14	3.691	15:09:37.801
5-	23.359	110.7	29.523	13.933	115.3	13.257	27.781	88.7	1:47.853	83.02	2.537	15:11:25.654
6-	23.133	112.0	29.102	13.883	114.5	13.187	27.548	88.5	1:46.853	83.80	1.537	15:13:12.507
7-	23.011	110.5	29.132	13.831	114.7	13.273	27.262	89.1	1:46.509	84.07	1.193	15:14:59.016
8-	22.823	110.7	28.712	13.810	114.3	13.201	27.469	88.4	1:46.015 (2)	84.46	0.699	15:16:45.031
9-	22.837	112.7	28.737	13.766	115.1	13.267	27.838	88.8	1:46.445 (3)	84.12	1.129	15:18:31.476
10-	22.732	110.3	28.552	13.726	114.3	13.138	27.168	89.3	1:45.316 (1)	85.02		15:20:16.792

MCRCB BULLETIN TK056

2019 Bennetts British Superbike Championship - Round 11

2019 HEL Performance British Motostar Championship

FREE PRACTICE 2 - SECTOR ANALYSIS



SECTOR 1 = FL to I1, SECTOR 2 = I1 to I2, SECTOR 3 = I2 to I3, SECTOR 4 = I3 to I4, SECTOR 5 = I4 to FL, DIFF = Difference To Personal Best Lap, P = Crossed Finish Line in Pit Lane, D = Time Disallowed

P14	71 S	James HIND	Honda - Mortimer Racing / Victoria House Academy						
IDEAL LAP TIME : 1:45.974		BEST LAP TIME : 1:45.974		DIFFERENCE : 0.000					

LAP	SECTOR 1	SECTOR 2	SECTOR 3	SECTOR 4	SECTOR 5	LAP TIME	MPH	DIFF	TIME OF DAY			
1-	OUTLAP	88.8	31.931	14.790	110.0	14.001	29.272	86.8		15:09:47.308		
2-	23.913	103.8	29.500	14.364	111.1	13.496	28.329	85.8	1:49.602	81.69	3.628	15:11:36.910
3-	23.455	112.2	28.790	14.195	110.3	13.485	27.928	85.7	1:47.853	83.02	1.879	15:13:24.763
4-	23.376	112.5	28.577	14.157	109.6	13.271	27.764	86.1	1:47.145 (2)	83.57	1.171	15:15:11.908
5-	23.526	101.3	28.792	14.293	110.3	13.348	27.957	85.3	1:47.916	82.97	1.942	15:16:59.824
6-	23.296	114.1	28.447	14.585	107.2	13.432	27.627	85.7	1:47.387 (3)	83.38	1.413	15:18:47.211
7-	23.062	115.3	28.115	14.082	110.1	13.151	27.564	85.5	1:45.974 (1)	84.49		15:20:33.185

P15	57 S	Josh HIATT	Honda - Sorrymate.com						
IDEAL LAP TIME : 1:47.668		BEST LAP TIME : 1:47.990		DIFFERENCE : 0.322					

LAP	SECTOR 1	SECTOR 2	SECTOR 3	SECTOR 4	SECTOR 5	LAP TIME	MPH	DIFF	TIME OF DAY			
1-	OUTLAP	94.2	33.535	18.064	106.5	15.201	30.594	86.2		14:57:03.048		
2-	OUTLAP	93.4	32.196	14.731	111.4	13.616	28.524	85.7	8:30.347	17.54	6:42.357	15:05:33.395
3-	23.915	106.6	30.082	14.321	111.4	13.503	27.788	87.6	1:49.609 (3)	81.69	1.619	15:07:23.004
4-	23.491	109.6	29.305	14.196	113.1	13.375	27.623	87.6	1:47.990 (1)	82.91		15:09:10.994
5-	23.419	108.9	30.450	14.187	113.1	13.512	27.673	87.4	1:49.241 (2)	81.96	1.251	15:11:00.235
6-	23.181	109.1	29.645	14.244	111.2	13.372	IN PIT		2:22.551 P	62.81	34.561	15:13:22.786

P16	48	Sharni PINFOLD	KTM - City Lifting/RS Racing						
IDEAL LAP TIME : 1:48.578		BEST LAP TIME : 1:48.578		DIFFERENCE : 0.000					

LAP	SECTOR 1	SECTOR 2	SECTOR 3	SECTOR 4	SECTOR 5	LAP TIME	MPH	DIFF	TIME OF DAY			
1-	OUTLAP	94.2	34.942	16.085	110.7	15.532	31.135	85.9		15:06:06.403		
2-	24.812	100.3	32.519	14.954	114.3	14.205	29.979	86.9	1:56.469	76.88	7.891	15:08:02.872
3-	24.896	97.6	32.058	14.558	114.5	14.029	28.495	87.8	1:54.036	78.52	5.458	15:09:56.908
4-	24.318	99.7	31.208	14.435	114.7	13.968	29.070	87.6	1:52.999	79.24	4.421	15:11:49.907
5-	24.181	97.5	31.071	14.461	114.3	13.784	28.520	87.3	1:52.017	79.93	3.439	15:13:41.924
6-	23.753	103.2	30.315	14.326	113.7	13.735	28.323	88.0	1:50.452	81.07	1.874	15:15:32.376
7-	23.743	105.1	29.992	14.196	114.1	13.639	28.723	87.4	1:50.293 (3)	81.18	1.715	15:17:22.669
8-	23.782	103.2	30.105	14.275	113.7	13.597	28.248	87.4	1:50.007 (2)	81.39	1.429	15:19:12.676
9-	23.731	105.8	29.416	14.077	114.7	13.421	27.933	88.0	1:48.578 (1)	82.47		15:21:01.254

P17	66 S	Annabel THOMAS	Honda - Four Anjels Racing						
IDEAL LAP TIME : 1:48.320		BEST LAP TIME : 1:48.727		DIFFERENCE : 0.407					

LAP	SECTOR 1	SECTOR 2	SECTOR 3	SECTOR 4	SECTOR 5	LAP TIME	MPH	DIFF	TIME OF DAY			
1-	OUTLAP	85.8	33.190	15.797	110.9	14.716	29.968	85.9		15:07:08.050		
2-	24.310	100.1	31.481	15.080	112.7	14.186	29.525	86.7	1:54.582	78.14	5.855	15:09:02.632
3-	23.628	105.1	30.531	14.563	113.7	13.891	28.817	87.1	1:51.430	80.35	2.703	15:10:54.062
4-	23.505	105.1	30.716	14.541	113.5	13.814	28.627	87.2	1:51.203	80.52	2.476	15:12:45.265
5-	23.532	101.9	30.083	14.339	113.5	13.687	28.199	86.1	1:49.840	81.52	1.113	15:14:35.105
6-	23.224	106.3	29.765	14.200	112.5	13.645	28.077	86.4	1:48.911 (2)	82.21	0.184	15:16:24.016
7-	23.296	106.0	29.490	14.172	114.5	13.357	28.412	87.4	1:48.727 (1)	82.35		15:18:12.743
8-	23.680	97.8	29.628	14.285	113.3	13.533	28.439	87.7	1:49.565 (3)	81.72	0.838	15:20:02.308

P18	35 S	Jeremy KNIGHT	Honda - Jeremy Knight Racing / SP125						
IDEAL LAP TIME : 1:48.172		BEST LAP TIME : 1:48.748		DIFFERENCE : 0.576					

LAP	SECTOR 1	SECTOR 2	SECTOR 3	SECTOR 4	SECTOR 5	LAP TIME	MPH	DIFF	TIME OF DAY			
1-	OUTLAP	106.5	30.533	14.966	108.4	13.709	28.670	84.8		15:09:17.246		
2-	23.754	109.1	29.953	14.760	109.6	13.953	28.896	84.7	1:51.316	80.44	2.568	15:11:08.562
3-	23.439	111.1	29.470	14.091	112.2	13.652	28.374	85.2	1:49.026 (2)	82.13	0.278	15:12:57.588
4-	23.688	105.5	29.106	14.273	110.9	13.970	28.874	85.8	1:49.911	81.47	1.163	15:14:47.499
5-	23.503	113.1	29.035	14.387	109.2	13.814	29.221	83.9	1:49.960	81.43	1.212	15:16:37.459
6-	23.595	110.5	28.916	14.385	109.8	13.740	28.390	84.9	1:49.026 (2)	82.13	0.278	15:18:26.485
7-	23.661	108.7	28.824	14.445	110.0	13.473	28.345	85.4	1:48.748 (1)	82.34		15:20:15.233

Weather / Track : Cloudy / Dry

Donington Park GP
Circuit Length = 2.4873 miles
Start: 14:55 Flag 15:20 End: 15:22

FREE PRACTICE 2 - SECTOR ANALYSIS



SECTOR 1 = FL to I1, SECTOR 2 = I1 to I2, SECTOR 3 = I2 to I3, SECTOR 4 = I3 to I4, SECTOR 5 = I4 to FL, DIFF = Difference To Personal Best Lap, P = Crossed Finish Line in Pit Lane, D = Time Disallowed

P19		97 S		Josh CORNER			Honda - Banks Racing					
IDEAL LAP TIME : 1:49.330		BEST LAP TIME : 1:49.507			DIFFERENCE : 0.177							
LAP	SECTOR 1	SECTOR 2	SECTOR 3	SECTOR 4	SECTOR 5	LAP TIME	MPH	DIFF	TIME OF DAY			
1-	OUTLAP	95.1	34.068	15.423	110.9	14.605	29.733	85.3		15:05:55.649		
2-	24.058	102.6	30.688	14.707	113.1	14.037	29.390	85.5	1:52.880	79.32	3.373	15:07:48.529
3-	23.998	110.0	30.374	14.243	114.3	13.714	28.830	86.2	1:51.159	80.55	1.652	15:09:39.688
4-	23.617	112.2	29.797	14.277	112.9	13.882	28.931	85.4	1:50.504 (3)	81.03	0.997	15:11:30.192
5-	23.516	110.5	29.588	14.335	111.8	13.871	28.809	85.0	1:50.119 (2)	81.31	0.612	15:13:20.311
6-	23.548	112.7	29.074	14.217	111.4	13.837	28.831	84.7	1:49.507 (1)	81.77		15:15:09.818
7-	25.334	75.7	33.596	14.928	104.5	14.623	IN PIT		1:57.099 P	76.46	7.592	15:17:06.917
8-	OUTLAP	100.1	30.263	14.400	112.2	14.378	29.056	85.5	3:07.617	47.72	1:18.110	15:20:14.534

P20		69 S		Gary SCOTT			Honda - Oakmore Racing					
IDEAL LAP TIME : 1:50.319		BEST LAP TIME : 1:50.319			DIFFERENCE : 0.000							
LAP	SECTOR 1	SECTOR 2	SECTOR 3	SECTOR 4	SECTOR 5	LAP TIME	MPH	DIFF	TIME OF DAY			
1-	OUTLAP	84.4	35.187	15.966	107.5	15.572	34.020	82.0				15:06:40.208
2-	25.009	97.6	32.424	15.465	109.8	14.705	29.960	84.3	1:57.563	76.16	7.244	15:08:37.771
3-	24.439	102.4	30.801	14.676	112.0	14.386	29.156	85.7	1:53.458	78.92	3.139	15:10:31.229
4-	24.452	100.9	30.848	14.742	111.1	14.183	29.208	84.8	1:53.433	78.94	3.114	15:12:24.662
5-	24.101	106.3	30.809	14.449	112.2	13.882	28.774	85.5	1:52.015 (2)	79.93	1.696	15:14:16.677
6-	23.848	102.2	30.896	14.803	110.9	14.155	29.032	85.8	1:52.734	79.42	2.415	15:16:09.411
7-	24.448	102.1	30.854	14.704	111.6	13.966	28.758	86.2	1:52.730	79.43	2.411	15:18:02.141
8-	24.102	106.3	30.160	14.695	109.6	14.433	28.651	85.7	1:52.041 (3)	79.92	1.722	15:19:54.182
9-	23.793	105.6	29.974	14.419	112.7	13.871	28.262	86.0	1:50.319 (1)	81.16		15:21:44.501

P21		15 S		Pádraig GRAHAM			Honda - Graham6					
IDEAL LAP TIME : 1:50.922		BEST LAP TIME : 1:51.105			DIFFERENCE : 0.183							
LAP	SECTOR 1	SECTOR 2	SECTOR 3	SECTOR 4	SECTOR 5	LAP TIME	MPH	DIFF	TIME OF DAY			
1-	OUTLAP	94.3	31.643	15.121	111.8	14.463	29.325	86.9				15:07:10.753
2-	24.376	102.7	30.568	14.950	112.0	14.324	29.133	86.0	1:53.351	78.99	2.246	15:09:04.104
3-	23.958	109.2	30.461	14.752	113.1	14.209	28.920	86.4	1:52.300 (3)	79.73	1.195	15:10:56.404
4-	24.103	106.5	30.208	14.586	112.0	13.878	28.330	86.5	1:51.105 (1)	80.59		15:12:47.509
5-	23.987	111.2	30.254	14.660	111.1	14.437	28.870	86.1	1:52.208 (2)	79.80	1.103	15:14:39.717
6-	23.920	104.8	30.898	15.388	107.8	14.552	31.198	80.9	1:55.956	77.22	4.851	15:16:35.673
7-	25.614	99.5	31.060	15.152	110.3	14.437	IN PIT		1:56.103 P	77.12	4.998	15:18:31.776
8-	OUTLAP	103.4	30.658	14.685	111.8	14.082	29.141	85.4	2:59.128	49.98	1:08.023	15:21:30.904

P22		56 S		Bradley WILSON			Honda - B.Wilson Racing					
IDEAL LAP TIME : 1:52.950		BEST LAP TIME : 1:53.178			DIFFERENCE : 0.228							
LAP	SECTOR 1	SECTOR 2	SECTOR 3	SECTOR 4	SECTOR 5	LAP TIME	MPH	DIFF	TIME OF DAY			
1-	OUTLAP	87.0	35.123	15.091	112.4	14.995	32.882	84.0				15:06:40.391
2-	25.277	96.1	32.527	15.087	112.7	14.955	31.688	85.3	1:59.534	74.91	6.356	15:08:39.925
3-	24.637	105.0	30.817	14.663	113.5	14.161	31.278	85.2	1:55.556	77.49	2.378	15:10:35.481
4-	24.367	103.8	30.634	14.590	112.7	14.140	30.805	85.8	1:54.536	78.18	1.358	15:12:30.017
5-	24.289	106.3	30.906	14.445	112.9	14.460	30.681	86.1	1:54.781	78.01	1.603	15:14:24.798
6-	24.380	106.3	30.247	14.506	111.2	14.232	30.590	84.7	1:53.955 (3)	78.57	0.777	15:16:18.753
7-	24.232	103.2	30.110	14.259	112.7	14.211	30.477	85.1	1:53.289 (2)	79.04	0.111	15:18:12.042
8-	23.964	103.4	30.214	14.328	112.7	14.159	30.513	86.2	1:53.178 (1)	79.11		15:20:05.220

P23		28		Lee HINDLE			KTM - JH Motorsport / Bomas					
IDEAL LAP TIME : 1:56.321		BEST LAP TIME :			DIFFERENCE :							
LAP	SECTOR 1	SECTOR 2	SECTOR 3	SECTOR 4	SECTOR 5	LAP TIME	MPH	DIFF	TIME OF DAY			
1-	OUTLAP	91.3	33.345	16.895	115.5	14.054	28.671	93.0				14:56:59.898

MCRCB BULLETIN TK057

2019 Bennetts British Superbike Championship - Round 11

2019 HEL Performance British Motostar Championship

FREE PRACTICE 2 - BEST SECTORS

SECTOR 1		SECTOR 2		SECTOR 3		SECTOR 4		SECTOR 5		IDEAL / BEST COMPARISON											
POS	NO	TIME	NO	TIME	NO	TIME	NO	TIME	NO	TIME	POS	NO	NAME	IDEAL	BEST	DIFF					
														PERFECT LAP	1:39.258						
1	64	DUR	21.508	64	DUR	26.527	64	DUR	13.147	70	WHA	12.307	70	WHA	25.769	1	64	DURHAM	1:39.708	1:39.852	0.144
2	96	PAA	21.588	96	PAA	26.998	70	WHA	13.305	7	BES	12.372	64	DUR	26.088	2	96	PAASCH	1:40.546	1:40.546	0.000
3	70	WHA	21.634	72	HOR	27.071	96	PAA	13.332	96	PAA	12.423	96	PAA	26.205	3	70	WHATLEY	1:40.900	1:41.081	0.181
4	7	BES	21.905	7	BES	27.363	14	NIX	13.341	64	DUR	12.438	7	BES	26.418	4	7	BEST	1:41.412	1:41.496	0.084
5	45	SWA	22.113	20	HAR	27.743	7	BES	13.354	45	SWA	12.645	72	HOR	26.820	5	72	HORSMAN	1:42.322	1:42.379	0.057
6	14	NIX	22.142	17	BOU	27.798	72	HOR	13.463	14	NIX	12.712	20	HAR	27.019	6	14	NIXON	1:43.173	1:43.332	0.159
7	72	HOR	22.157	45	SWA	27.876	45	SWA	13.489	72	HOR	12.811	14	NIX	27.092	7	45	SWANN	1:43.401	1:43.481	0.080
8	16	CLA	22.434	70	WHA	27.885	20	HAR	13.497	88	LEI	12.830	17	BOU	27.117	8	20	HART	1:44.009	1:44.188	0.179
9	88	LEI	22.445	14	NIX	27.886	88	LEI	13.614	17	BOU	12.901	37	TIN	27.168	9	17	BOURNE	1:44.148	1:44.185	0.037
10	77	LYO	22.656	88	LEI	27.986	17	BOU	13.674	16	CLA	12.951	45	SWA	27.278	10	88	LEIGH	1:44.207	1:44.540	0.333
11	17	BOU	22.658	77	LYO	28.017	16	CLA	13.714	77	LYO	12.982	77	LYO	27.288	11	16	CLARIDGE	1:44.608	1:45.077	0.469
12	20	HAR	22.726	16	CLA	28.075	37	TIN	13.726	20	HAR	13.024	88	LEI	27.332	12	77	LYONS	1:44.822	1:44.847	0.025
13	37	TIN	22.732	71	HIN	28.115	77	LYO	13.879	37	TIN	13.138	16	CLA	27.434	13	37	TINKER	1:45.316	1:45.316	0.000
14	71	HIN	23.062	37	TIN	28.552	48	PIN	14.077	71	HIN	13.151	71	HIN	27.564	14	71	HIND	1:45.974	1:45.974	0.000
15	57	HIA	23.181	35	KNI	28.824	71	HIN	14.082	66	THO	13.357	57	HIA	27.623	15	57	HIATT	1:47.668	1:47.990	0.322
16	66	THO	23.224	97	COR	29.074	35	KNI	14.091	57	HIA	13.372	48	PIN	27.933	16	35	KNIGHT	1:48.172	1:48.748	0.576
17	35	KNI	23.439	57	HIA	29.305	66	THO	14.172	48	PIN	13.421	66	THO	28.077	17	66	THOMAS	1:48.320	1:48.727	0.407
18	97	COR	23.516	48	PIN	29.416	57	HIA	14.187	35	KNI	13.473	69	SCO	28.262	18	48	PINFOLD	1:48.578	1:48.578	0.000
19	48	PIN	23.731	66	THO	29.490	97	COR	14.217	97	COR	13.714	15	GRA	28.330	19	97	CORNER	1:49.330	1:49.507	0.177
20	69	SCO	23.793	69	SCO	29.974	56	WIL	14.259	69	SCO	13.871	35	KNI	28.345	20	69	SCOTT	1:50.319	1:50.319	0.000
21	15	GRA	23.920	56	WIL	30.110	69	SCO	14.419	15	GRA	13.878	28	HIN	28.671	21	15	GRAHAM	1:50.922	1:51.105	0.183
22	56	WIL	23.964	15	GRA	30.208	15	GRA	14.586	28	HIN	14.054	97	COR	28.809	22	56	WILSON	1:52.950	1:53.178	0.228
23	28	HIN	25.339	11	JON	30.312	28	HIN	14.912	56	WIL	14.140	56	WIL	30.477	23	28	HINDLE	1:56.321		
24				28	HIN	33.345															
25																					
26																					
27																					
28																					

Weather / Track : Cloudy / Dry

Donington Park GP
 Circuit Length = 2.4873 miles
 Start: 14:55 Flag 15:20 End: 15:22

Results can be found at www.tsl-timing.com

Printed - 15:23 Friday, 04 October 2019

MCRCB BULLETIN TK058**2019 Bennetts British Superbike Championship - Round 11****2019 HEL Performance British Motostar Championship****FREE PRACTICE 2 - BEST SPEEDS**

POS	INTERMEDIATE 1		INTERMEDIATE 2		INTERMEDIATE 3		INTERMEDIATE 4		FINISH LINE				
	NO	NAME	MPH	NO	NAME	MPH	NO	NAME	MPH	NO	NAME	MPH	
1	7	BEST	120.6			70	WHATLEY	127.3			70	WHATLEY	96.5
2	72	HORSMAN	120.4			64	DURHAM	124.5			64	DURHAM	94.5
3	16	CLARIDGE	120.0			96	PAASCH	124.5			14	NIXON	93.7
4	64	DURHAM	119.6			14	NIXON	124.5			96	PAASCH	93.4
5	77	LYONS	119.6			45	SWANN	123.1			28	HINDLE	93.0
6	96	PAASCH	116.9			7	BEST	121.7			45	SWANN	92.5
7	88	LEIGH	116.9			20	HART	118.3			7	BEST	92.4
8	45	SWANN	116.7			16	CLARIDGE	118.1			88	LEIGH	90.3
9	71	HIND	115.3			88	LEIGH	117.7			72	HORSMAN	89.9
10	20	HART	114.9			77	LYONS	117.5			37	TINKER	89.9
11	70	WHATLEY	114.7			72	HORSMAN	117.3			16	CLARIDGE	89.4
12	17	BOURNE	114.5			28	HINDLE	117.3			20	HART	88.5
13	35	KNIGHT	113.1			17	BOURNE	115.9			17	BOURNE	88.4
14	37	TINKER	112.7			37	TINKER	115.7			77	LYONS	88.0
15	97	CORNER	112.7			48	PINFOLD	114.7			48	PINFOLD	88.0
16	15	GRAHAM	111.2			66	THOMAS	114.5			66	THOMAS	87.7
17	57	HIATT	109.6			97	CORNER	114.3			57	HIATT	87.6
18	14	NIXON	109.1			56	WILSON	113.5			15	GRAHAM	86.9
19	66	THOMAS	106.3			57	HIATT	113.1			71	HIND	86.8
20	69	SCOTT	106.3			15	GRAHAM	113.1			97	CORNER	86.2
21	56	WILSON	106.3			69	SCOTT	112.7			69	SCOTT	86.2
22	48	PINFOLD	105.8			35	KNIGHT	112.2			56	WILSON	86.2
23	11	JONES	104.3			71	HIND	111.1			35	KNIGHT	85.8
24	28	HINDLE	98.5										
25	54	BURMAN	96.4										
26	19	OGDEN	95.3										
27	23	GRAHAM	93.5										
28	18	FIELDHOUSE	89.3										

Weather / Track : Cloudy / Dry

Results can be found at www.tsl-timing.comDonington Park GP
Circuit Length = 2.4873 miles
Start: 14:55 Flag 15:20 End: 15:22

Printed - 15:23 Friday, 04 October 2019

MCRCB BULLETIN TK059

2019 Bennetts British Superbike Championship - Round 11

2019 HEL Performance British Motostar Championship

FREE PRACTICE 2 - STATISTICS

Competitors Started 28
Planned Start 2019-10-04 @ 14:55:00.000
Actual Start 2019-10-04 @ 14:55:00.782
Finish Time 2019-10-04 @ 15:20:00.493
Track Length 2.4873mi.
Total Laps 184
Total Distance Covered 457.6721mi.

Session Fastest Lap History

NO	CL	NAME	LAP TIME	TIME OF DAY	LAP	VEHICLE
7		Edmund BEST	1:43.630	15:06:57.437	3	KTM
7		Edmund BEST	1:43.151	15:08:40.587	4	KTM
7		Edmund BEST	1:42.851	15:10:23.439	5	KTM
7		Edmund BEST	1:42.816	15:12:06.255	6	KTM
64		Asher DURHAM	1:41.912	15:12:33.531	5	Mahindra
64		Asher DURHAM	1:40.595	15:14:14.126	6	Mahindra
64		Asher DURHAM	1:40.261	15:15:54.386	7	Mahindra
64		Asher DURHAM	1:40.230	15:19:14.975	9	Mahindra
64		Asher DURHAM	1:39.852	15:20:54.830	10	Mahindra

Flag History

TYPE	TIME OF DAY
GREEN	14:55:00.782
RED	14:57:06.677
GREEN	15:03:00.389
FINISH	15:20:00.493

Flag Statistics

TYPE	COUNT	TOTAL LAPS	TOTAL TIME
Green	2	11	21:17.504
Red	1	0	5:53.711
Safety Car	0	0	0.000
FCY	0	0	0.000

Weather / Track : Cloudy / Dry

MCRCB BULLETIN TK059

2019 Bennetts British Superbike Championship - Round 11

2019 HEL Performance British Motostar Championship

FREE PRACTICE 2 - STATISTICS

CLASS :

11 Starters

Fastest Lap History

NO	NAME	LAP TIME	TIME OF DAY	LAP	VEHICLE
7	Edmund BEST	1:43.630	15:06:57.437	3	KTM
7	Edmund BEST	1:43.151	15:08:40.587	4	KTM
7	Edmund BEST	1:42.851	15:10:23.439	5	KTM
7	Edmund BEST	1:42.816	15:12:06.255	6	KTM
64	Asher DURHAM	1:41.912	15:12:33.531	5	Mahindra
64	Asher DURHAM	1:40.595	15:14:14.126	6	Mahindra
64	Asher DURHAM	1:40.261	15:15:54.386	7	Mahindra
64	Asher DURHAM	1:40.230	15:19:14.975	9	Mahindra
64	Asher DURHAM	1:39.852	15:20:54.830	10	Mahindra

Weather / Track : Cloudy / Dry

Results can be found at www.tsl-timing.com

Page 2 of 3

Donington Park GP
Circuit Length = 2.4873 miles
Start: 14:55 Flag 15:20 End: 15:22

Printed - 15:24 Friday, 04 October 2019

MCRCB BULLETIN TK059

2019 Bennetts British Superbike Championship - Round 11

2019 HEL Performance British Motostar Championship

FREE PRACTICE 2 - STATISTICS

CLASS : S

17 Starters

Fastest Lap History

NO	NAME	LAP TIME	TIME OF DAY	LAP	VEHICLE
57	Josh HIATT	1:49.609	15:07:23.011	3	Honda
88	Harry LEIGH	1:47.817	15:07:38.169	3	Honda
72	Cameron HORSMAN	1:46.484	15:08:54.501	3	Honda
88	Harry LEIGH	1:45.864	15:09:24.033	4	Honda
88	Harry LEIGH	1:44.908	15:11:08.941	5	Honda
72	Cameron HORSMAN	1:44.419	15:12:26.986	5	Honda
72	Cameron HORSMAN	1:44.274	15:14:11.259	6	Honda
72	Cameron HORSMAN	1:43.007	15:15:54.267	7	Honda
72	Cameron HORSMAN	1:42.379	15:17:36.646	8	Honda

Weather / Track : Cloudy / Dry

Results can be found at www.tsl-timing.com

Page 3 of 3

Donington Park GP
Circuit Length = 2.4873 miles
Start: 14:55 Flag 15:20 End: 15:22

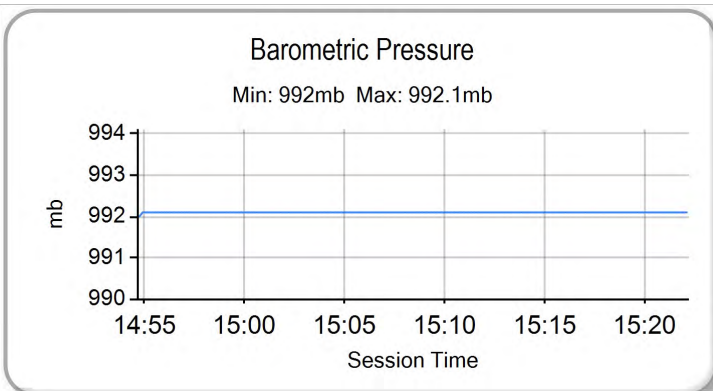
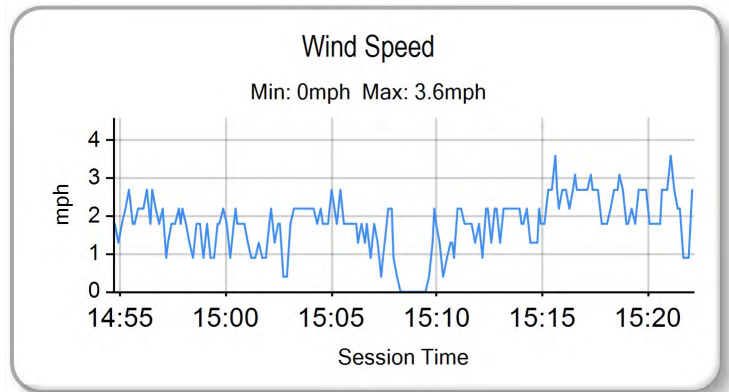
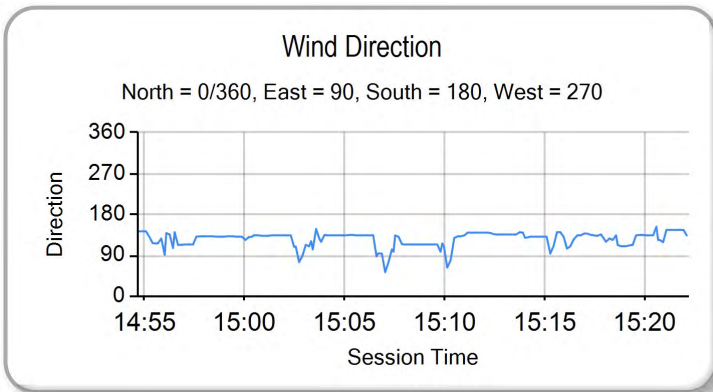
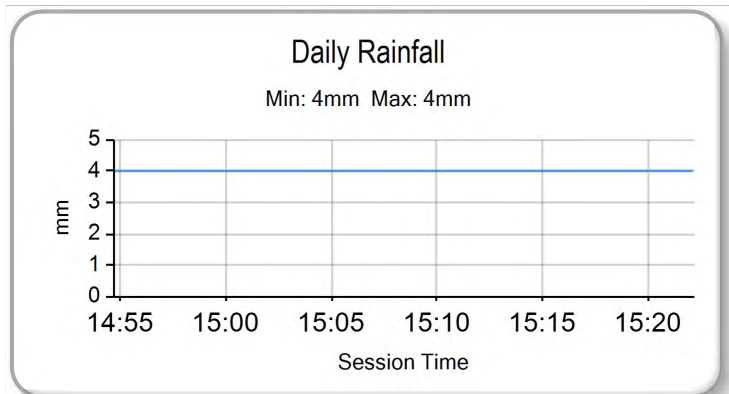
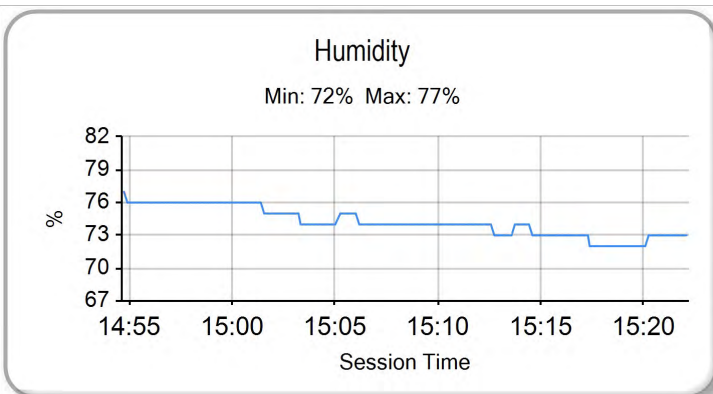
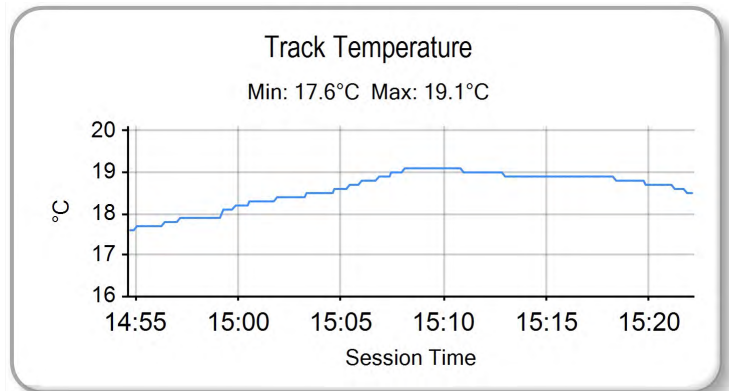
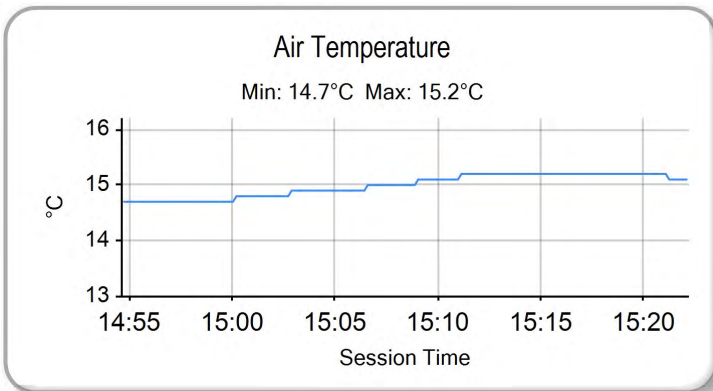
Printed - 15:24 Friday, 04 October 2019

MCRCB BULLETIN TK060

2019 Bennetts British Superbike Championship - Round 11

2019 HEL Performance British Motostar Championship

FREE PRACTICE 2 - WEATHER CONDITIONS



Weather / Track : Cloudy / Dry

Results can be found at www.tsl-timing.com

Donington Park GP
Circuit Length = 2.4873 miles
Start: 14:55 Flag 15:20 End: 15:22

Printed - 15:24 Friday, 04 October 2019



POS	NO	CL	PIC NAME	NAT	ENTRY	TIME	ON	LAPS	GAP	DIFF	MPH
1	70		1 Joshua WHATLEY	GBR	KTM - KRP	1:38.955	14	15			90.49
2	64		2 Asher DURHAM	GBR	Mahindra - Microlise Cresswell Racing	1:38.995	11	12	0.040	0.040	90.45
3	11		3 Dan JONES	GBR	KTM - City Lifting/RS Racing	1:39.137	12	16	0.182	0.142	90.32
4	96		4 Brandon PAASCH	USA	KTM - FPW Racing	1:39.173	15	16	0.218	0.036	90.29
5	45		5 Scott SWANN	GBR	IFS KTM - IFS Team Swann Racing	1:39.935	18	18	0.980	0.762	89.60
6	14		6 Jack NIXON	GBR	KTM - Santander Salt	1:40.230	15	16	1.275	0.295	89.33
7	72	S	1 Cameron HORSMAN	GBR	Honda - Nova Racing/SP 125	1:41.451	16	16	2.496	1.221	88.26
8	19	S	2 Scott OGDEN	GBR	Honda - Premium Motorhomes Scott Ogden Racing	1:42.289	16	16	3.334	0.838	87.54
9	20	S	3 Jack HART	GBR	Honda - Hart Racing	1:42.380	14	16	3.425	0.091	87.46
10	88	S	4 Harry LEIGH	GBR	Honda - Performance Moto 88 Racing	1:42.987	17	17	4.032	0.607	86.94
11	77	S	5 Jamie LYONS	GBR	Honda - C&M Motors Ltd Racing	1:43.673	6	17	4.718	0.686	86.37
12	16	S	6 Harvey CLARIDGE	GBR	Honda - Nova Racing/SP 125	1:43.751	16	16	4.796	0.078	86.30
13	71	S	7 James HIND	GBR	Honda - Mortimer Racing / Victoria House Academy	1:44.015	14	15	5.060	0.264	86.08
14	37	S	8 Corey TINKER	GBR	Honda - Microlise Cresswell Racing	1:44.985	8	8	6.030	0.970	85.29
15	97	S	9 Josh CORNER	GBR	Honda - Banks Racing	1:45.403	14	14	6.448	0.418	84.95
16	28		7 Lee HINDLE	GBR	KTM - JH Motorsport / Bomas	1:45.695	11	11	6.740	0.292	84.71
17	23		8 Cahal GRAHAM	GBR	KTM - North West Racing	1:45.918	16	16	6.963	0.223	84.54
18	54		9 Sam BURMAN	GBR	KTM - TeamWNT Burman Racing	1:46.370	8	15	7.415	0.452	84.18
19	69	S	10 Gary SCOTT	GBR	Honda - Oakmore Racing	1:46.550	13	16	7.595	0.180	84.03
20	18	S	11 Jodie FIELDHOUSE	GBR	Honda - Go Pink Racing	1:46.888	15	15	7.933	0.338	83.77
21	66	S	12 Annabel THOMAS	GBR	Honda - Four Anjels Racing	1:47.014	12	14	8.059	0.126	83.67
22	35	S	13 Jeremy KNIGHT	GBR	Honda - Jeremy Knight Racing / SP125	1:47.407	10	13	8.452	0.393	83.36
23	48		10 Sharni PINFOLD	AUS	KTM - City Lifting/RS Racing	1:48.080	13	14	9.125	0.673	82.85
24	56	S	14 Bradley WILSON	GBR	Honda - B.Wilson Racing	1:48.421	16	16	9.466	0.341	82.58
25	15	S	15 Pádraig GRAHAM	GBR	Honda - Graham6	1:48.799	10	12	9.844	0.378	82.30

CLASS "" - QUALIFYING LAPTIME (110.0% of 1:38.955) = 1:48.850

CLASS "S" - QUALIFYING LAPTIME (110.0% of 1:41.451) = 1:51.596

26	7		11 Edmund BEST	GBR	KTM - SymCirus Motorsport	1:57.831	3	3	18.876	9.032	75.99
27	17	S	16 Franco BOURNE	GBR	Honda - Franco Bourne / SP125			1			

#69 - Lap 6 time cancelled - Course cut at turns 9/10

#96 - Lap 10 time cancelled - Exceeded track limits at turns 9/10

#77 - Lap 11 time cancelled - Exceeded track limits at turns 9/10

Donington Park GP

Circuit Length = 2.4873 miles

Start: 09:00 Flag 09:30 End: 09:32

Weather / Track : Cloudy / Dry

These results are provisional until the conclusion of any judicial and technical matters.

Race Director :	Stewards :	Timekeeper :
-----------------	------------	--------------

Results can be found at www.britishsuperbike.com

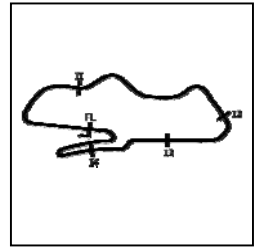
Printed - 09:32 Saturday, 05 October 2019

MCRCB BULLETIN TK094

2019 Bennetts British Superbike Championship - Round 11

2019 HEL Performance British Motostar Championship

QUALIFYING - SECTOR ANALYSIS



SECTOR 1 = FL to I1, SECTOR 2 = I1 to I2, SECTOR 3 = I2 to I3, SECTOR 4 = I3 to I4, SECTOR 5 = I4 to FL, DIFF = Difference To Personal Best Lap, P = Crossed Finish Line in Pit Lane, D = Time Disallowed

P1		70 Joshua WHATLEY					KTM - KRP					
IDEAL LAP TIME : 1:38.635		BEST LAP TIME : 1:38.955					DIFFERENCE : 0.320					
LAP	SECTOR 1	SECTOR 2	SECTOR 3	SECTOR 4	SECTOR 5	LAP TIME	MPH	DIFF	TIME OF DAY			
1-	OUTLAP	82.8	31.741	13.681	128.5	13.661	26.786	94.9		09:01:57.575		
2-	22.052	107.8	28.600	13.273	129.8	12.598	26.297	95.8	1:42.820	87.08	3.865	09:03:40.395
3-	22.015	110.1	27.820	13.128	130.0	12.524	26.019	95.3	1:41.506	88.21	2.551	09:05:21.901
4-	21.702	115.7	27.566	13.327	127.8	12.381	26.014	96.5	1:40.990	88.66	2.035	09:07:02.891
5-	21.956	113.1	29.820	13.265	128.0	12.335	25.938	96.4	1:43.314	86.67	4.359	09:08:46.205
6-	21.492	116.5	27.425	12.979	130.5	12.223	25.863	96.2	1:39.982	89.56	1.027	09:10:26.187
7-	21.422	122.4	28.343	14.012	118.5	12.975	IN PIT		1:44.038	P	5.083	09:12:10.225
8-	OUTLAP	108.4	28.453	13.471	119.8	12.735	26.717	97.3	7:48.971	19.09	6:10.016	09:19:59.196
9-	21.572	114.7	27.375	13.113	130.3	12.301	25.717	97.6	1:40.078	89.47	1.123	09:21:39.274
10-	21.402	119.4	27.230	12.909	131.0	12.572	25.719	97.2	1:39.832	89.69	0.877	09:23:19.106
11-	21.532	113.9	27.127	12.998	130.3	12.154	25.708	97.9	1:39.519	89.97	0.564	09:24:58.625
12-	21.505	116.9	26.923	13.135	129.3	12.133	25.778	98.1	1:39.474	90.01	0.519	09:26:38.099
13-	21.336	121.7	27.237	12.983	129.5	12.146	25.684	98.1	1:39.386	(3)	0.431	09:28:17.485
14-	21.314	120.6	27.105	13.025	129.0	12.049	25.462	97.5	1:38.955	(1)	90.49	09:29:56.440
15-	21.352	118.9	26.964	13.058	130.5	12.027	25.871	97.5	1:39.272	(2)	0.317	09:31:35.712

P2		64 Asher DURHAM					Mahindra - Microlise Cresswell Racing					
IDEAL LAP TIME : 1:38.803		BEST LAP TIME : 1:38.995					DIFFERENCE : 0.192					
LAP	SECTOR 1	SECTOR 2	SECTOR 3	SECTOR 4	SECTOR 5	LAP TIME	MPH	DIFF	TIME OF DAY			
1-	OUTLAP	94.7	29.764	13.494	125.4	13.462	28.255	93.4				09:02:18.021
2-	22.279	112.7	27.317	12.985	128.3	13.339	26.895	94.1	1:42.815	87.09	3.820	09:04:00.836
3-	21.878	104.0	27.173	13.166	125.6	12.526	28.044	94.3	1:42.787	87.11	3.792	09:05:43.623
4-	21.725	116.7	27.644	13.338	124.0	13.020	26.896	95.0	1:42.623	87.25	3.628	09:07:26.246
5-	21.851	113.1	27.131	13.391	124.0	12.552	26.347	95.5	1:41.272	88.41	2.277	09:09:07.518
6-	22.275	115.3	27.042	13.124	126.3	12.462	26.410	94.6	1:41.313	88.38	2.318	09:10:48.831
7-	21.560	118.3	26.737	13.033	126.3	12.509	26.337	93.5	1:40.176	89.38	1.181	09:12:29.007
8-	21.742	114.5	26.726	13.000	126.6	12.336	26.389	94.9	1:40.193	89.37	1.198	09:14:09.200
9-	21.442	117.7	26.792	12.969	125.6	12.315	26.022	94.7	1:39.540	(3)	0.545	09:15:48.740
10-	21.427	118.9	26.702	12.931	126.1	12.240	26.009	94.9	1:39.309	(2)	0.314	09:17:28.049
11-	21.456	117.9	26.404	12.797	127.5	12.332	26.006	95.5	1:38.995	(1)	90.45	09:19:07.044
12-	21.449	107.3	27.120	12.855	126.1	12.266	26.212	94.9	1:39.902	89.63	0.907	09:20:46.946

P3		11 Dan JONES					KTM - City Lifting/RS Racing					
IDEAL LAP TIME : 1:38.911		BEST LAP TIME : 1:39.137					DIFFERENCE : 0.226					
LAP	SECTOR 1	SECTOR 2	SECTOR 3	SECTOR 4	SECTOR 5	LAP TIME	MPH	DIFF	TIME OF DAY			
1-	OUTLAP	93.2	29.670	13.866	126.6	13.606	28.170	93.4				09:02:16.398
2-	22.588	106.5	28.469	13.421	130.5	13.479	26.911	95.7	1:44.868	85.38	5.731	09:04:01.266
3-	21.881	108.7	27.592	13.055	130.0	12.496	26.360	95.0	1:41.384	88.32	2.247	09:05:42.650
4-	21.997	106.6	27.923	13.288	130.0	13.066	26.681	95.3	1:42.955	86.97	3.818	09:07:25.605
5-	21.974	112.7	27.422	13.181	128.3	12.469	26.447	95.7	1:41.493	88.22	2.356	09:09:07.098
6-	23.409	105.3	27.675	13.039	130.0	12.393	26.364	95.8	1:42.880	87.03	3.743	09:10:49.978
7-	21.706	114.3	28.007	13.621	126.3	13.176	IN PIT		1:41.612	P	2.475	09:12:31.590
8-	OUTLAP	100.4	28.919	13.848	117.3	13.143	26.837	95.0	5:23.852	27.64	3:44.715	09:17:55.442
9-	21.744	115.7	27.358	12.999	129.8	12.531	26.424	95.7	1:41.056	88.60	1.919	09:19:36.498
10-	21.528	115.9	27.107	12.785	130.3	12.333	26.021	96.4	1:39.774	89.74	0.637	09:21:16.272
11-	21.479	111.6	27.218	12.845	130.3	12.353	26.111	96.5	1:40.006	89.53	0.869	09:22:56.278
12-	21.476	117.7	26.716	12.873	130.3	12.192	25.880	96.9	1:39.137	(1)	90.32	09:24:35.415
13-	21.435	116.7	27.357	12.983	129.3	12.549	26.304	96.4	1:40.628	88.98	1.491	09:26:16.043
14-	21.344	117.7	27.734	12.902	128.8	13.446	27.464	97.2	1:42.890	87.02	3.753	09:27:58.933
15-	21.390	114.9	26.947	12.812	130.0	12.267	25.956	96.8	1:39.372	(2)	0.235	09:29:38.305
16-	21.338	117.3	27.059	12.902	130.0	12.363	25.968	96.8	1:39.630	(3)	0.493	09:31:17.935

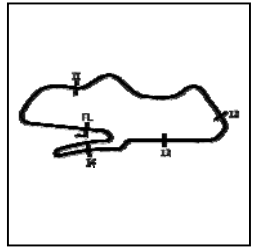
Weather / Track : Cloudy / Dry

Donington Park GP
Circuit Length = 2.4873 miles
Start: 09:00 Flag 09:30 End: 09:32

2019 Bennetts British Superbike Championship - Round 11

2019 HEL Performance British Motostar Championship

QUALIFYING - SECTOR ANALYSIS



SECTOR 1 = FL to I1, SECTOR 2 = I1 to I2, SECTOR 3 = I2 to I3, SECTOR 4 = I3 to I4, SECTOR 5 = I4 to FL, DIFF = Difference To Personal Best Lap, P = Crossed Finish Line in Pit Lane, D = Time Disallowed

P4 96		Brandon PAASCH					KTM - FPW Racing						
IDEAL LAP TIME : 1:38.900		BEST LAP TIME : 1:39.173					DIFFERENCE : 0.273						
LAP	SECTOR 1	SECTOR 2	SECTOR 3	SECTOR 4	SECTOR 5	LAP TIME	MPH	DIFF	TIME OF DAY				
1-	OUTLAP	93.3	30.245	13.605	125.4	12.655	26.936	93.4		09:02:37.252			
2-	22.200	107.0	27.949	13.188	126.8	12.614	27.030	93.8	1:42.981	86.95	3.808	09:04:20.233	
3-	21.818	116.3	27.367	13.147	127.3	12.168	26.414	94.5	1:40.914	88.73	1.741	09:06:01.147	
4-	21.472	116.7	27.506	13.147	126.8	12.234	26.460	94.2	1:40.819	88.81	1.646	09:07:41.966	
5-	21.534	118.9	27.251	13.011	129.0	13.161	26.647	95.1	1:41.604	88.13	2.431	09:09:23.570	
6-	21.495	118.5	26.918	12.909	128.8	12.306	26.297	95.4	1:39.925	89.61	0.752	09:11:03.495	
7-	21.557	118.7	26.732	12.948	128.3	12.291	26.475	95.5	1:40.003	89.54	0.830	09:12:43.498	
8-	21.502	120.0	28.887	15.403	100.4	13.550	IN PIT		1:47.621	P	83.20	8.448	09:14:31.119
9-	OUTLAP	106.6	28.470	13.346	126.3	12.787	27.136	94.7	5:00.733	29.77	3:21.560	09:19:31.852	
10-	21.792	116.5	27.971	13.128	127.3	12.513	26.651	94.6	1:42.055	D	87.74	2.882	09:21:13.907
11-	21.698	115.5	27.172	13.036	127.3	12.383	26.253	95.5	1:40.542	89.06	1.369	09:22:54.449	
12-	21.559	117.1	26.937	12.910	128.0	12.114	26.303	95.4	1:39.823	(3)	89.70	0.650	09:24:34.272
13-	22.078	110.3	27.592	13.129	127.3	12.261	26.305	95.5	1:41.365	88.33	2.192	09:26:15.637	
14-	21.559	117.7	27.051	13.485	122.6	13.273	27.160	96.8	1:42.528	87.33	3.355	09:27:58.165	
15-	21.546	118.7	26.612	12.826	128.0	12.224	25.965	96.5	1:39.173	(1)	90.29		09:29:37.338
16-	21.488	122.0	26.784	12.882	127.5	12.025	26.132	96.1	1:39.311	(2)	90.16	0.138	09:31:16.649

P5 45		Scott SWANN					IFS KTM - IFS Team Swann Racing						
IDEAL LAP TIME : 1:39.814		BEST LAP TIME : 1:39.935					DIFFERENCE : 0.121						
LAP	SECTOR 1	SECTOR 2	SECTOR 3	SECTOR 4	SECTOR 5	LAP TIME	MPH	DIFF	TIME OF DAY				
1-	OUTLAP	85.3	31.979	13.795	126.8	13.511	28.429	94.7				09:01:59.556	
2-	22.227	112.7	28.185	13.339	127.5	12.822	27.537	93.7	1:44.110	86.00	4.175	09:03:43.666	
3-	22.053	107.7	28.093	13.249	127.5	12.497	27.628	93.8	1:43.520	86.49	3.585	09:05:27.186	
4-	21.943	112.5	27.444	13.065	127.8	12.605	27.231	94.6	1:42.288	87.54	2.353	09:07:09.474	
5-	21.769	111.1	27.375	13.110	127.8	12.487	27.128	94.9	1:41.869	87.90	1.934	09:08:51.343	
6-	21.721	112.5	27.236	13.000	127.5	12.477	27.205	93.7	1:41.639	88.10	1.704	09:10:32.982	
7-	21.686	112.5	27.252	12.913	129.3	12.495	27.213	95.4	1:41.559	88.16	1.624	09:12:14.541	
8-	22.075	109.8	27.370	13.006	127.5	12.438	26.796	93.3	1:41.685	88.06	1.750	09:13:56.226	
9-	22.061	112.5	27.398	12.968	127.8	12.424	26.996	94.9	1:41.847	87.92	1.912	09:15:38.073	
10-	21.589	116.1	27.180	12.987	126.6	12.479	26.560	95.3	1:40.795	88.83	0.860	09:17:18.868	
11-	21.731	114.9	26.982	13.002	127.0	12.344	26.468	95.1	1:40.527	(3)	89.07	0.592	09:18:59.395
12-	21.608	114.1	27.152	13.018	127.3	12.261	26.665	95.0	1:40.704	88.91	0.769	09:20:40.099	
13-	21.623	116.9	27.436	13.088	127.0	12.261	26.626	95.1	1:41.034	88.62	1.099	09:22:21.133	
14-	21.768	115.1	27.312	12.987	127.8	12.295	26.618	94.6	1:40.980	88.67	1.045	09:24:02.113	
15-	21.650	116.1	27.142	13.047	127.0	12.189	26.563	94.7	1:40.591	89.01	0.656	09:25:42.704	
16-	21.517	118.5	27.085	13.022	127.8	12.218	26.526	95.3	1:40.368	(2)	89.21	0.433	09:27:23.072
17-	21.642	110.3	27.272	12.977	127.8	12.536	26.941	96.1	1:41.368	88.33	1.433	09:29:04.440	
18-	21.638	117.7	26.833	12.875	127.3	12.187	26.402	95.4	1:39.935	(1)	89.60		09:30:44.375

P6 14		Jack NIXON					KTM - Santander Salt						
IDEAL LAP TIME : 1:40.015		BEST LAP TIME : 1:40.230					DIFFERENCE : 0.215						
LAP	SECTOR 1	SECTOR 2	SECTOR 3	SECTOR 4	SECTOR 5	LAP TIME	MPH	DIFF	TIME OF DAY				
1-	OUTLAP	83.9	33.646	14.973	121.5	14.036	29.980	92.3				09:02:07.136	
2-	23.005	101.6	28.293	13.465	126.3	13.311	28.309	94.1	1:46.383	84.17	6.153	09:03:53.519	
3-	22.424	111.2	27.668	13.304	125.9	13.055	27.541	94.3	1:43.992	86.10	3.762	09:05:37.511	
4-	22.124	111.8	27.595	13.166	126.3	12.767	27.033	95.1	1:42.685	87.20	2.455	09:07:20.196	
5-	21.951	112.5	27.274	13.139	128.0	12.525	27.028	95.0	1:41.917	87.86	1.687	09:09:02.113	
6-	21.953	111.4	27.410	13.192	126.8	12.610	27.047	95.0	1:42.212	87.60	1.982	09:10:44.325	
7-	21.773	114.7	27.401	13.101	125.9	12.380	26.687	95.4	1:41.342	88.35	1.112	09:12:25.667	
8-	21.648	114.9	27.060	13.062	126.6	12.426	26.374	95.3	1:40.570	(3)	89.03	0.340	09:14:06.237
9-	22.123	108.9	29.328	13.087	127.0	12.419	26.659	96.2	1:43.616	86.41	3.386	09:15:49.853	
10-	21.807	113.9	28.479	13.376	124.2	13.552	IN PIT		1:45.007	P	85.27	4.777	09:17:34.860
11-	OUTLAP	110.3	27.778	13.101	125.9	12.839	IN PIT		3:06.748	P	47.94	1:26.518	09:20:41.608
12-	OUTLAP	109.6	28.317	13.297	125.6	13.190	27.382	96.0	2:45.668	54.05	1:05.438	09:23:27.276	
13-	21.652	113.5	27.490	13.085	126.6	12.584	26.979	96.1	1:41.790	87.96	1.560	09:25:09.066	
14-	21.716	115.3	27.068	12.970	128.5	12.932	26.880	96.1	1:41.566	88.16	1.336	09:26:50.632	
15-	21.488	116.3	26.944	13.036	125.9	12.407	26.355	96.0	1:40.230	(1)	89.33		09:28:30.862
16-	21.735	113.7	27.019	13.091	126.3	12.361	26.252	97.2	1:40.458	(2)	89.13	0.228	09:30:11.320

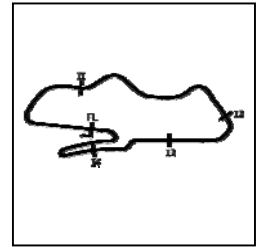
Weather / Track : Cloudy / Dry

Donington Park GP

Circuit Length = 2.4873 miles

Start: 09:00 Flag 09:30 End: 09:32

QUALIFYING - SECTOR ANALYSIS



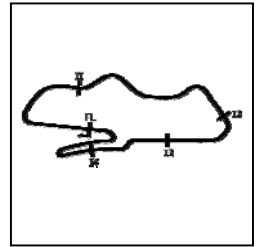
SECTOR 1 = FL to I1, SECTOR 2 = I1 to I2, SECTOR 3 = I2 to I3, SECTOR 4 = I3 to I4, SECTOR 5 = I4 to FL, DIFF = Difference To Personal Best Lap, P = Crossed Finish Line in Pit Lane, D = Time Disallowed

P7		72 S		Cameron HORSMAN			Honda - Nova Racing/SP 125						
IDEAL LAP TIME : 1:41.384		BEST LAP TIME : 1:41.451			DIFFERENCE : 0.067								
LAP	SECTOR 1	SECTOR 2	SECTOR 3	SECTOR 4	SECTOR 5	LAP TIME	MPH	DIFF	TIME OF DAY				
1-	OUTLAP	101.6	29.448	13.724	117.7	13.144	27.664	89.4		09:03:27.818			
2-	22.360	116.1	27.807	13.506	119.1	12.812	27.470	90.1	1:43.955	86.13	2.504	09:05:11.773	
3-	22.403	114.7	27.641	13.444	118.5	13.441	28.582	90.4	1:45.511	84.86	4.060	09:06:57.284	
4-	22.270	118.1	27.369	13.385	119.6	12.760	27.355	90.8	1:43.139	86.81	1.688	09:08:40.423	
5-	22.263	118.7	27.598	13.584	121.3	13.494	IN PIT		1:43.054	P	86.89	1.603	09:10:23.477
6-	OUTLAP	114.1	28.039	15.098	95.4	14.179	28.596	90.5	3:53.996	38.26	2:12.545	09:14:17.473	
7-	22.257	119.6	27.454	13.418	118.1	12.712	27.285	90.3	1:43.126	86.83	1.675	09:16:00.599	
8-	22.581	117.1	27.531	13.382	118.7	12.586	27.050	90.8	1:43.130	86.82	1.679	09:17:43.729	
9-	22.224	117.9	27.497	13.441	118.3	12.615	26.909	90.5	1:42.686	87.20	1.235	09:19:26.415	
10-	22.155	119.4	27.535	13.200	122.6	12.644	26.800	90.9	1:42.334	87.50	0.883	09:21:08.749	
11-	22.168	116.7	27.475	13.253	119.6	12.737	26.848	91.0	1:42.481	87.37	1.030	09:22:51.230	
12-	22.188	118.5	27.364	13.318	118.7	12.598	26.872	91.0	1:42.340	87.49	0.889	09:24:33.570	
13-	23.632	96.9	27.685	13.604	119.4	12.517	26.882	91.5	1:44.320	85.83	2.869	09:26:17.890	
14-	22.065	119.6	27.171	13.171	120.0	12.532	27.068	91.1	1:42.007	(3)	87.78	0.556	09:27:59.897
15-	21.988	121.3	27.310	13.374	119.8	12.446	26.754	91.0	1:41.872	(2)	87.89	0.421	09:29:41.769
16-	22.055	119.8	27.099	13.155	120.2	12.425	26.717	91.3	1:41.451	(1)	88.26		09:31:23.220

P8		19 S		Scott OGDEN			Honda - Premium Motorhomes Scott Ogden Racing						
IDEAL LAP TIME : 1:42.098		BEST LAP TIME : 1:42.289			DIFFERENCE : 0.191								
LAP	SECTOR 1	SECTOR 2	SECTOR 3	SECTOR 4	SECTOR 5	LAP TIME	MPH	DIFF	TIME OF DAY				
1-	OUTLAP	87.9	34.466	14.828	115.1	14.524	30.319	86.0		09:05:05.952			
2-	23.833	103.5	30.682	14.057	116.3	13.338	28.384	88.4	1:50.294	81.18	8.005	09:06:56.246	
3-	23.062	103.0	28.295	13.666	118.5	12.966	27.420	89.7	1:45.409	84.94	3.120	09:08:41.655	
4-	22.691	109.1	28.448	13.701	117.5	12.949	27.275	89.8	1:45.064	85.22	2.775	09:10:26.719	
5-	22.780	110.5	28.199	13.565	119.1	12.853	27.311	89.4	1:44.708	85.51	2.419	09:12:11.427	
6-	22.824	105.0	28.196	13.543	118.1	12.825	27.011	89.7	1:44.399	85.77	2.110	09:13:55.826	
7-	22.827	112.4	27.850	13.403	119.4	12.678	26.951	89.8	1:43.709	86.34	1.420	09:15:39.535	
8-	22.496	113.9	27.906	13.348	118.5	12.692	26.764	89.8	1:43.206	86.76	0.917	09:17:22.741	
9-	22.526	113.3	27.582	13.386	119.1	12.595	26.832	90.4	1:42.921	87.00	0.632	09:19:05.662	
10-	22.472	110.3	28.755	13.882	118.1	12.827	27.356	90.5	1:45.292	85.04	3.003	09:20:50.954	
11-	22.392	116.5	27.610	13.331	119.6	13.060	27.147	90.9	1:43.540	86.48	1.251	09:22:34.494	
12-	22.812	112.2	28.655	13.686	115.9	12.792	27.379	90.6	1:45.324	85.01	3.035	09:24:19.818	
13-	22.498	114.5	28.801	13.789	117.5	12.756	27.216	91.0	1:45.060	85.23	2.771	09:26:04.878	
14-	22.362	115.7	27.546	13.458	120.4	12.559	26.750	89.7	1:42.675	(2)	87.21	0.386	09:27:47.553
15-	22.492	110.1	27.570	13.478	118.1	12.642	26.581	90.6	1:42.763	(3)	87.13	0.474	09:29:30.316
16-	22.466	114.3	27.343	13.316	118.3	12.646	26.518	90.6	1:42.289	(1)	87.54		09:31:12.605

P9		20 S		Jack HART			Honda - Hart Racing						
IDEAL LAP TIME : 1:42.006		BEST LAP TIME : 1:42.380			DIFFERENCE : 0.374								
LAP	SECTOR 1	SECTOR 2	SECTOR 3	SECTOR 4	SECTOR 5	LAP TIME	MPH	DIFF	TIME OF DAY				
1-	OUTLAP	88.3	29.569	13.484	118.7	12.966	27.247	90.0		09:01:54.455			
2-	23.000	105.8	28.412	13.541	119.1	12.860	26.929	90.8	1:44.742	85.49	2.362	09:03:39.197	
3-	22.609	110.1	27.861	13.413	119.1	12.817	26.993	90.1	1:43.693	86.35	1.313	09:05:22.890	
4-	22.442	114.1	27.663	13.347	119.8	12.831	26.669	90.6	1:42.952	86.97	0.572	09:07:05.842	
5-	22.375	115.3	27.674	13.365	119.8	12.755	26.551	91.0	1:42.720	87.17	0.340	09:08:48.562	
6-	22.335	116.3	27.446	13.349	119.6	12.773	26.537	90.4	1:42.440	(2)	87.41	0.060	09:10:31.002
7-	22.347	116.3	27.636	13.312	120.0	12.781	27.053	90.8	1:43.129	86.82	0.749	09:12:14.131	
8-	22.351	112.0	27.823	13.225	121.3	12.698	26.502	90.8	1:42.599	(3)	87.27	0.219	09:13:56.730
9-	22.488	108.7	27.560	13.259	122.0	12.737	27.061	91.6	1:43.105	86.84	0.725	09:15:39.835	
10-	22.518	116.7	28.121	13.208	121.1	12.904	IN PIT		1:42.325	P	87.50		09:17:22.160
11-	OUTLAP	101.8	29.315	13.496	118.7	12.892	26.825	90.4	4:35.873	32.45	2:53.493	09:21:58.033	
12-	22.352	115.1	27.764	13.339	119.8	12.836	27.164	89.9	1:43.455	86.55	1.075	09:23:41.488	
13-	22.451	115.1	27.656	13.473	118.9	12.739	26.773	90.4	1:43.092	86.85	0.712	09:25:24.580	
14-	22.318	115.1	27.608	13.359	119.4	12.677	26.418	90.9	1:42.380	(1)	87.46		09:27:06.960
15-	22.849	103.7	28.414	13.313	119.8	12.753	26.656	90.6	1:43.985	86.11	1.605	09:28:50.945	
16-	22.257	115.9	27.753	13.611	118.3	12.713	26.487	91.0	1:42.821	87.08	0.441	09:30:33.766	

QUALIFYING - SECTOR ANALYSIS



SECTOR 1 = FL to I1, SECTOR 2 = I1 to I2, SECTOR 3 = I2 to I3, SECTOR 4 = I3 to I4, SECTOR 5 = I4 to FL, DIFF = Difference To Personal Best Lap, P = Crossed Finish Line in Pit Lane, D = Time Disallowed

P10 88 S Harry LEIGH		Honda - Performance Moto 88 Racing										
IDEAL LAP TIME : 1:42.912		BEST LAP TIME : 1:42.987					DIFFERENCE : 0.075					
LAP	SECTOR 1	SECTOR 2	SECTOR 3	SECTOR 4	SECTOR 5	LAP TIME	MPH	DIFF	TIME OF DAY			
1-	OUTLAP	100.9	31.018	14.094	117.9	13.615	29.552	89.5			09:02:13.853	
2-	22.800	113.7	29.385	13.875	121.1	13.306	28.861	89.9	1:48.227	82.73	5.240	09:04:02.080
3-	22.798	113.5	28.490	13.570	119.6	13.111	28.869	88.5	1:46.838	83.81	3.851	09:05:48.918
4-	22.826	113.5	28.529	13.584	118.7	12.955	28.204	89.5	1:46.098	84.39	3.111	09:07:35.016
5-	22.654	115.3	28.457	13.649	119.1	12.911	27.819	90.9	1:45.490	84.88	2.503	09:09:20.506
6-	22.406	115.5	28.112	13.448	119.8	12.770	27.850	90.3	1:44.586	85.61	1.599	09:11:05.092
7-	23.612	111.8	28.566	13.773	118.5	13.290	28.288	90.1	1:47.529	83.27	4.542	09:12:52.621
8-	23.017	113.5	28.140	13.507	119.4	12.782	27.950	90.4	1:45.396	84.96	2.409	09:14:38.017
9-	22.571	113.9	27.955	13.554	119.6	13.052	27.682	90.3	1:44.814	85.43	1.827	09:16:22.831
10-	22.541	116.1	27.946	13.597	120.2	13.052	27.380	90.9	1:44.516	85.67	1.529	09:18:07.347
11-	22.320	117.3	27.992	13.622	119.4	12.699	27.394	91.3	1:44.027	86.07	1.040	09:19:51.374
12-	23.003	114.7	28.486	13.400	119.6	12.709	27.152	90.3	1:44.750	85.48	1.763	09:21:36.124
13-	22.603	113.3	28.226	13.509	118.1	12.943	27.329	90.6	1:44.610	85.59	1.623	09:23:20.734
14-	22.601	115.5	28.194	13.471	119.8	12.735	27.331	90.5	1:44.332	85.82	1.345	09:25:05.066
15-	22.483	114.9	27.932	13.409	119.6	12.758	27.178	91.1	1:43.760 (3)	86.29	0.773	09:26:48.826
16-	22.515	115.3	27.991	13.413	120.0	12.663	26.993	90.3	1:43.475 (2)	86.53	0.488	09:28:32.301
17-	22.300	116.5	27.644	13.312	120.4	12.699	27.032	90.4	1:42.987 (1)	86.94		09:30:15.288

P11 77 S Jamie LYONS		Honda - C&M Motors Ltd Racing										
IDEAL LAP TIME : 1:43.267		BEST LAP TIME : 1:43.673					DIFFERENCE : 0.406					
LAP	SECTOR 1	SECTOR 2	SECTOR 3	SECTOR 4	SECTOR 5	LAP TIME	MPH	DIFF	TIME OF DAY			
1-	OUTLAP	84.2	31.433	13.951	120.0	13.625	28.905	90.1				09:02:00.530
2-	23.100	109.4	28.706	13.751	118.1	13.019	27.851	88.5	1:46.427	84.13	2.754	09:03:46.957
3-	22.828	115.9	28.366	13.605	117.5	13.020	28.005	88.6	1:45.824	84.61	2.151	09:05:32.781
4-	22.850	113.3	28.323	13.610	117.5	12.788	27.510	89.3	1:45.081	85.21	1.408	09:07:17.862
5-	22.854	117.1	27.992	13.800	117.5	12.876	27.281	89.5	1:44.803	85.44	1.130	09:09:02.665
6-	22.444	117.1	27.722	13.495	118.5	12.665	27.347	89.3	1:43.673 (1)	86.37		09:10:46.338
7-	22.523	110.0	28.327	13.558	119.1	12.624	27.219	89.8	1:44.251	85.89	0.578	09:12:30.589
8-	22.457	116.5	27.714	13.492	117.5	12.654	28.714	88.6	1:45.031	85.25	1.358	09:14:15.620
9-	25.016	102.9	28.003	13.582	116.9	12.631	27.273	89.7	1:46.505	84.07	2.832	09:16:02.125
10-	22.530	109.2	28.237	13.573	117.9	12.638	27.293	89.5	1:44.271	85.87	0.598	09:17:46.396
11-	22.491	116.3	27.863	13.643	116.3	12.625	27.352	89.3	1:43.974 D	86.12	0.301	09:19:30.370
12-	22.464	116.5	27.897	13.916	109.4	13.897	29.658	89.5	1:47.832	83.04	4.159	09:21:18.202
13-	22.367	117.3	27.753	13.397	119.4	12.680	27.521	88.8	1:43.718 (2)	86.33	0.045	09:23:01.920
14-	22.616	116.3	27.752	13.581	116.3	12.570	27.350	88.5	1:43.869 (3)	86.20	0.196	09:24:45.789
15-	23.369	108.0	29.511	14.601	101.6	13.917	31.726	79.0	1:53.124	79.15	9.451	09:26:38.913
16-	23.184	115.7	29.136	13.958	116.7	13.074	27.654	89.0	1:47.006	83.68	3.333	09:28:25.919
17-	22.693	111.8	28.483	13.710	116.7	12.947	27.393	89.5	1:45.226	85.09	1.553	09:30:11.145

P12 16 S Harvey CLARIDGE		Honda - Nova Racing/SP 125										
IDEAL LAP TIME : 1:43.544		BEST LAP TIME : 1:43.751					DIFFERENCE : 0.207					
LAP	SECTOR 1	SECTOR 2	SECTOR 3	SECTOR 4	SECTOR 5	LAP TIME	MPH	DIFF	TIME OF DAY			
1-	OUTLAP	97.9	29.955	13.858	117.1	13.459	28.327	88.7				09:03:00.856
2-	22.811	110.7	28.519	13.616	118.1	13.085	27.492	89.1	1:45.523	84.85	1.772	09:04:46.379
3-	22.570	112.4	28.142	13.519	119.1	12.852	27.397	89.8	1:44.480	85.70	0.729	09:06:30.859
4-	22.373	115.9	28.840	14.010	120.4	13.034	27.160	90.1	1:45.417	84.94	1.666	09:08:16.276
5-	22.451	115.1	27.965	13.567	118.3	12.828	27.210	90.1	1:44.021 (3)	86.08	0.270	09:10:00.297
6-	22.438	113.7	28.059	13.451	117.3	12.811	27.202	90.3	1:43.961 (2)	86.13	0.210	09:11:44.258
7-	22.405	117.3	28.258	13.541	118.3	12.810	27.326	90.1	1:44.340	85.81	0.589	09:13:28.598
8-	22.651	108.2	29.287	14.402	104.8	14.215	IN PIT		1:47.556 P	83.25	3.805	09:15:16.154
9-	OUTLAP	111.6	28.077	13.373	121.3	13.633	27.701	90.4	3:48.754	39.14	2:05.003	09:19:04.908
10-	22.415	110.0	29.361	13.555	119.6	12.764	27.266	90.5	1:45.361	84.98	1.610	09:20:50.269
11-	22.379	113.9	28.111	13.485	118.7	12.945	27.153	90.9	1:44.073	86.04	0.322	09:22:34.342
12-	22.451	115.1	28.258	13.506	119.1	12.887	27.435	90.5	1:44.537	85.65	0.786	09:24:18.879
13-	23.111	106.6	29.036	14.072	116.3	13.026	27.336	91.3	1:46.581	84.01	2.830	09:26:05.460
14-	22.944	106.8	28.693	13.457	118.9	12.996	27.509	91.4	1:45.599	84.79	1.848	09:27:51.059
15-	22.503	102.1	28.747	13.568	118.9	12.814	27.257	90.4	1:44.889	85.37	1.138	09:29:35.948
16-	22.345	116.3	28.092	13.436	120.9	12.708	27.170	90.1	1:43.751 (1)	86.30		09:31:19.699

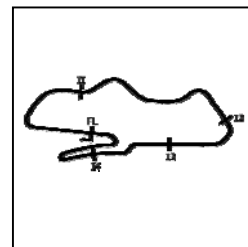
Weather / Track : Cloudy / Dry

Donington Park GP
 Circuit Length = 2.4873 miles
 Start: 09:00 Flag 09:30 End: 09:32

2019 Bennetts British Superbike Championship - Round 11

2019 HEL Performance British Motostar Championship

QUALIFYING - SECTOR ANALYSIS



SECTOR 1 = FL to I1, SECTOR 2 = I1 to I2, SECTOR 3 = I2 to I3, SECTOR 4 = I3 to I4, SECTOR 5 = I4 to FL, DIFF = Difference To Personal Best Lap, P = Crossed Finish Line in Pit Lane, D = Time Disallowed

P13		71 S		James HIND		Honda - Mortimer Racing / Victoria House Academy						
IDEAL LAP TIME : 1:43.347		BEST LAP TIME : 1:44.015		DIFFERENCE : 0.668								
LAP	SECTOR 1	SECTOR 2	SECTOR 3	SECTOR 4	SECTOR 5	LAP TIME	MPH	DIFF	TIME OF DAY			
1 -	OUTLAP	85.0	32.892	14.633	113.7	15.184	29.210	86.1		09:02:05.940		
2 -	23.367	111.1	28.717	14.000	114.9	13.640	28.699	86.9	1:48.423	82.58	4.408	09:03:54.363
3 -	22.782	116.1	28.389	13.750	115.5	12.928	27.862	87.9	1:45.711	84.70	1.696	09:05:40.074
4 -	22.662	116.7	29.204	13.708	116.7	13.687	28.472	88.1	1:47.733	83.11	3.718	09:07:27.807
5 -	23.075	107.2	28.912	13.730	114.7	12.934	27.921	87.2	1:46.572	84.02	2.557	09:09:14.379
6 -	22.959	112.4	28.229	13.731	114.5	12.901	27.397	88.0	1:45.217	85.10	1.202	09:10:59.596
7 -	22.805	114.5	27.716	13.583	115.3	12.773	30.577	87.2	1:47.454	83.33	3.439	09:12:47.050
8 -	22.746	115.9	27.667	13.554	114.7	12.983	27.548	88.3	1:44.498 (3)	85.69	0.483	09:14:31.548
9 -	22.995	114.7	27.854	13.545	116.1	13.228	29.401	87.0	1:47.023	83.66	3.008	09:16:18.571
10 -	22.757	115.3	27.934	14.035	112.2	13.481	27.197	87.3	1:45.404	84.95	1.389	09:18:03.975
11 -	22.804	115.1	27.729	13.579	114.3	12.712	30.048	87.8	1:46.872	83.78	2.857	09:19:50.847
12 -	22.651	114.3	28.025	13.696	113.7	12.822	27.215	87.4	1:44.409 (2)	85.76	0.394	09:21:35.256
13 -	23.711	110.0	28.269	13.479	117.3	13.057	27.655	88.4	1:46.171	84.33	2.156	09:23:21.427
14 -	22.577	116.7	27.703	13.724	115.5	12.663	27.348	88.7	1:44.015 (1)	86.08		09:25:05.442
15 -	22.415	116.7	28.910	13.713	117.3	12.901	27.742	88.0	1:45.681	84.73	1.666	09:26:51.123

P14		37 S		Corey TINKER		Honda - Microlise Cresswell Racing						
IDEAL LAP TIME : 1:44.264		BEST LAP TIME : 1:44.985		DIFFERENCE : 0.721								
LAP	SECTOR 1	SECTOR 2	SECTOR 3	SECTOR 4	SECTOR 5	LAP TIME	MPH	DIFF	TIME OF DAY			
1 -	OUTLAP	84.5	31.815	14.033	119.6	13.437	28.604	89.3				09:02:00.376
2 -	23.167	106.6	29.101	13.688	118.9	15.563	29.082	88.4	1:50.601	80.96	5.616	09:03:50.977
3 -	23.221	107.8	29.197	13.702	118.7	13.313	28.351	89.5	1:47.784	83.07	2.799	09:05:38.761
4 -	23.014	108.2	28.711	13.697	117.1	13.191	27.949	89.3	1:46.562 (3)	84.03	1.577	09:07:25.323
5 -	23.013	104.3	28.933	14.159	115.1	13.634	IN PIT		1:50.414 P	81.09	5.429	09:09:15.737
6 -	OUTLAP	101.3	29.763	13.828	115.5	13.352	27.828	89.5	6:22.879	23.38	4:37.894	09:15:38.616
7 -	22.959	105.0	29.057	13.472	119.4	13.037	27.098	89.9	1:45.623 (2)	84.77	0.638	09:17:24.239
8 -	22.877	108.0	28.219	13.544	117.3	13.026	27.319	90.1	1:44.985 (1)	85.29		09:19:09.224

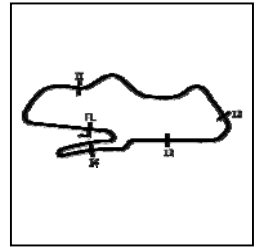
P15		97 S		Josh CORNER		Honda - Banks Racing						
IDEAL LAP TIME : 1:45.394		BEST LAP TIME : 1:45.403		DIFFERENCE : 0.009								
LAP	SECTOR 1	SECTOR 2	SECTOR 3	SECTOR 4	SECTOR 5	LAP TIME	MPH	DIFF	TIME OF DAY			
1 -	OUTLAP	88.1	32.636	15.671	104.0	14.884	30.037	86.8				09:02:13.504
2 -	23.457	112.4	29.554	13.887	118.9	14.344	29.425	87.1	1:50.667	80.91	5.264	09:04:04.171
3 -	23.224	115.5	28.810	13.837	116.9	13.609	28.531	87.7	1:48.011	82.90	2.608	09:05:52.182
4 -	23.107	114.3	28.743	13.782	117.1	13.538	28.279	87.6	1:47.449	83.33	2.046	09:07:39.631
5 -	23.110	115.9	28.601	13.640	117.5	13.380	28.227	87.0	1:46.958	83.71	1.555	09:09:26.589
6 -	22.990	115.1	28.826	14.030	115.1	13.497	28.227	87.4	1:47.570	83.24	2.167	09:11:14.159
7 -	23.059	115.3	28.551	13.671	116.1	13.317	27.918	87.9	1:46.516 (2)	84.06	1.113	09:13:00.675
8 -	26.341	79.6	32.658	14.504	108.7	14.223	IN PIT		1:54.072 P	78.49	8.669	09:14:54.747
9 -	OUTLAP	91.4	34.694	13.917	117.9	13.626	28.311	87.4	7:32.751	19.77	5:47.348	09:22:27.498
10 -	23.249	114.7	28.545	13.675	116.3	13.286	28.255	87.6	1:47.010	83.67	1.607	09:24:14.508
11 -	22.875	115.7	28.894	13.744	115.9	13.823	28.261	87.6	1:47.597	83.22	2.194	09:26:02.105
12 -	23.036	112.4	28.306	13.705	116.1	13.322	28.164	88.3	1:46.533 (3)	84.05	1.130	09:27:48.638
13 -	22.932	114.7	28.493	13.639	115.1	13.545	27.985	88.0	1:46.594	84.00	1.191	09:29:35.232
14 -	22.884	114.7	28.186	13.547	116.5	13.103	27.683	88.3	1:45.403 (1)	84.95		09:31:20.635

MCRCB BULLETIN TK094

2019 Bennetts British Superbike Championship - Round 11

2019 HEL Performance British Motostar Championship

QUALIFYING - SECTOR ANALYSIS



SECTOR 1 = FL to I1, SECTOR 2 = I1 to I2, SECTOR 3 = I2 to I3, SECTOR 4 = I3 to I4, SECTOR 5 = I4 to FL, DIFF = Difference To Personal Best Lap, P = Crossed Finish Line in Pit Lane, D = Time Disallowed

P16 28		Lee HINDLE					KTM - JH Motorsport / Bomas						
IDEAL LAP TIME : 1:45.554		BEST LAP TIME : 1:45.695					DIFFERENCE : 0.141						
LAP	SECTOR 1	SECTOR 2	SECTOR 3	SECTOR 4	SECTOR 5	LAP TIME	MPH	DIFF	TIME OF DAY				
1-	OUTLAP	88.4	32.466	14.852	121.7	14.197	29.318	92.3		09:03:08.644			
2-	23.962	95.3	30.860	14.155	122.6	13.916	29.176	91.9	1:52.069	79.90	6.374	09:05:00.713	
3-	23.611	99.4	29.781	13.864	123.8	13.267	28.362	93.7	1:48.885	82.23	3.190	09:06:49.598	
4-	23.072	103.7	29.547	13.883	121.7	13.315	27.958	93.7	1:47.775	83.08	2.080	09:08:37.373	
5-	23.022	102.4	29.367	13.894	122.2	13.210	27.701	93.7	1:47.194	83.53	1.499	09:10:24.567	
6-	26.026	102.9	28.997	13.645	123.5	13.119	27.727	92.3	1:49.514	81.76	3.819	09:12:14.081	
7-	23.085	105.8	28.994	13.580	123.5	13.190	IN PIT		1:47.462	P	83.32	1.767	09:14:01.543
8-	OUTLAP	99.4	30.244	14.109	122.4	13.146	27.858	94.2	3:51.050	38.75	2:05.355	09:17:52.593	
9-	23.350	103.4	29.262	13.597	124.5	13.055	27.824	93.8	1:47.088	(3)	83.61	1.393	09:19:39.681
10-	22.673	107.5	29.330	13.472	125.4	13.457	27.940	94.1	1:46.872	(2)	83.78	1.177	09:21:26.553
11-	22.742	108.4	28.702	13.533	123.3	13.006	27.712	93.9	1:45.695	(1)	84.71		09:23:12.248

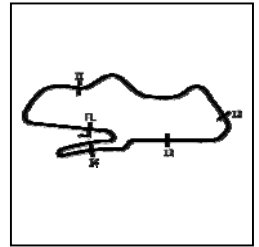
P17 23		Cahal GRAHAM					KTM - North West Racing						
IDEAL LAP TIME : 1:45.074		BEST LAP TIME : 1:45.918					DIFFERENCE : 0.844						
LAP	SECTOR 1	SECTOR 2	SECTOR 3	SECTOR 4	SECTOR 5	LAP TIME	MPH	DIFF	TIME OF DAY				
1-	OUTLAP	93.3	32.519	14.750	118.3	14.676	30.386	90.3				09:04:36.665	
2-	24.063	89.0	30.694	14.286	119.4	14.064	28.570	91.8	1:51.677	80.18	5.759	09:06:28.342	
3-	23.728	98.8	29.895	13.967	118.7	13.636	28.324	91.9	1:49.550	81.73	3.632	09:08:17.892	
4-	23.251	96.2	29.399	13.956	118.9	13.679	27.782	92.1	1:48.067	82.86	2.149	09:10:05.959	
5-	23.349	97.9	29.036	13.908	119.4	13.434	27.579	93.0	1:47.306	83.44	1.388	09:11:53.265	
6-	24.243	93.9	29.522	14.553	112.2	13.800	28.065	92.6	1:50.183	81.26	4.265	09:13:43.448	
7-	23.031	107.7	29.210	13.872	118.3	13.454	27.558	92.3	1:47.125	83.58	1.207	09:15:30.573	
8-	23.171	105.8	29.079	13.960	118.3	13.336	27.471	92.5	1:47.017	83.67	1.099	09:17:17.590	
9-	23.638	100.3	28.525	13.752	118.5	13.564	28.136	92.8	1:47.615	83.20	1.697	09:19:05.205	
10-	23.181	98.8	28.779	13.882	119.1	13.022	27.208	92.6	1:46.072	(2)	84.41	0.154	09:20:51.277
11-	22.926	109.1	28.706	13.673	119.6	13.776	27.412	92.3	1:46.493	(3)	84.08	0.575	09:22:37.770
12-	23.146	102.6	28.654	13.792	117.9	13.375	28.026	88.4	1:46.993	83.69	1.075	09:24:24.763	
13-	23.753	104.6	29.442	14.220	112.5	13.514	27.989	88.4	1:48.918	82.21	3.000	09:26:13.681	
14-	23.275	109.4	28.607	13.758	118.7	13.186	28.707	92.8	1:47.533	83.27	1.615	09:28:01.214	
15-	23.877	100.9	29.154	14.022	115.1	13.799	27.459	92.9	1:48.311	82.67	2.393	09:29:49.525	
16-	22.973	111.4	28.316	13.602	119.1	13.214	27.813	92.9	1:45.918	(1)	84.54		09:31:35.443

P18 54		Sam BURMAN					KTM - TeamWNT Burman Racing						
IDEAL LAP TIME : 1:46.370		BEST LAP TIME : 1:46.370					DIFFERENCE : 0.000						
LAP	SECTOR 1	SECTOR 2	SECTOR 3	SECTOR 4	SECTOR 5	LAP TIME	MPH	DIFF	TIME OF DAY				
1-	OUTLAP	79.2	33.218	14.776	123.1	15.397	31.327	90.6				09:02:08.203	
2-	23.904	96.5	30.194	13.850	126.3	13.750	29.123	92.5	1:50.821	80.80	4.451	09:03:59.024	
3-	23.715	95.0	29.755	13.750	126.3	13.482	29.025	92.6	1:49.727	81.60	3.357	09:05:48.751	
4-	23.880	102.1	29.325	13.585	126.1	13.317	28.452	93.2	1:48.559	82.48	2.189	09:07:37.310	
5-	23.352	97.5	29.168	13.617	125.9	13.640	28.414	93.2	1:48.191	82.76	1.821	09:09:25.501	
6-	23.212	104.5	29.500	14.459	117.5	15.008	IN PIT		1:49.917	P	81.46	3.547	09:11:15.418
7-	OUTLAP	81.4	30.990	13.706	125.6	13.461	28.359	93.4	4:30.515	33.10	2:44.145	09:15:45.933	
8-	22.961	105.0	28.595	13.388	127.3	13.236	28.190	93.4	1:46.370	(1)	84.18		09:17:32.303
9-	23.242	101.6	28.983	13.910	124.9	13.386	28.469	93.4	1:47.990	(2)	82.91	1.620	09:19:20.293
10-	23.676	92.9	31.017	14.197	123.5	13.504	31.281	91.1	1:53.675	78.77	7.305	09:21:13.968	
11-	23.551	104.2	28.953	13.624	126.6	13.556	29.117	93.0	1:48.801	82.30	2.431	09:23:02.769	
12-	23.844	97.2	29.889	14.104	123.5	13.862	IN PIT		1:48.812	P	82.29	2.442	09:24:51.581
13-	OUTLAP	88.1	30.933	14.124	123.8	13.903	29.054	93.5	3:05.190	48.35	1:18.820	09:27:56.771	
14-	23.386	101.0	29.051	13.717	126.8	13.475	28.480	93.7	1:48.109	(3)	82.82	1.739	09:29:44.880
15-	23.490	95.5	30.660	14.131	123.8	13.968	30.462	92.4	1:52.711	79.44	6.341	09:31:37.591	

Weather / Track : Cloudy / Dry

Donington Park GP
Circuit Length = 2.4873 miles
Start: 09:00 Flag 09:30 End: 09:32

QUALIFYING - SECTOR ANALYSIS



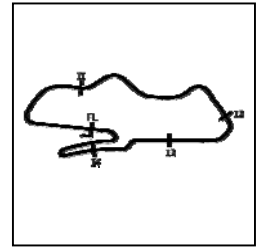
SECTOR 1 = FL to I1, SECTOR 2 = I1 to I2, SECTOR 3 = I2 to I3, SECTOR 4 = I3 to I4, SECTOR 5 = I4 to FL, DIFF = Difference To Personal Best Lap, P = Crossed Finish Line in Pit Lane, D = Time Disallowed

P19		69 S		Gary SCOTT		Honda - Oakmore Racing						
IDEAL LAP TIME : 1:46.059		BEST LAP TIME : 1:46.550		DIFFERENCE : 0.491								
LAP	SECTOR 1	SECTOR 2	SECTOR 3	SECTOR 4	SECTOR 5	LAP TIME	MPH	DIFF	TIME OF DAY			
1-	OUTLAP	87.8	35.238	15.393	112.4	14.512	30.200	85.8		09:03:23.542		
2-	24.603	96.8	30.941	14.479	114.9	13.796	28.980	86.5	1:52.799	79.38	6.249	09:05:16.341
3-	24.041	100.7	30.377	14.413	113.3	13.835	28.298	87.4	1:50.964	80.69	4.414	09:07:07.305
4-	23.642	101.0	29.259	14.067	114.7	13.822	27.952	88.0	1:48.742	82.34	2.192	09:08:56.047
5-	23.593	107.7	29.522	14.127	113.3	13.696	28.328	86.9	1:49.266	81.95	2.716	09:10:45.313
6-	23.329	109.4	29.294	14.053	114.3	20.108	29.054	88.7	1:55.838 D	77.30	9.288	09:12:41.151
7-	23.299	103.2	29.043	14.490	113.9	13.574	27.900	87.6	1:48.306	82.67	1.756	09:14:29.457
8-	23.283	111.1	29.076	13.903	114.3	13.560	27.739	88.6	1:47.561	83.25	1.011	09:16:17.018
9-	23.159	111.6	28.914	14.001	114.1	14.514	28.332	88.6	1:48.920	82.21	2.370	09:18:05.938
10-	23.140	113.7	29.447	14.048	114.7	13.420	28.459	85.7	1:48.514	82.51	1.964	09:19:54.452
11-	23.131	111.4	28.914	13.883	115.3	13.391	27.501	89.8	1:46.820 (2)	83.82	0.270	09:21:41.272
12-	22.989	110.7	28.910	13.865	115.9	13.607	27.563	89.1	1:46.934	83.73	0.384	09:23:28.206
13-	22.943	111.8	28.458	13.890	115.3	13.481	27.778	88.3	1:46.550 (1)	84.03		09:25:14.756
14-	23.125	111.2	29.038	13.875	113.9	13.292	27.572	87.7	1:46.902 (3)	83.76	0.352	09:27:01.658
15-	23.139	110.7	29.196	13.932	114.1	13.350	27.860	87.7	1:47.477	83.31	0.927	09:28:49.135
16-	23.596	110.5	29.077	13.982	116.1	13.957	IN PIT		1:54.178 P	78.42	7.628	09:30:43.313

P20		18 S		Jodie FIELDHOUSE		Honda - Go Pink Racing						
IDEAL LAP TIME :		BEST LAP TIME : 1:46.888		DIFFERENCE :								
LAP	SECTOR 1	SECTOR 2	SECTOR 3	SECTOR 4	SECTOR 5	LAP TIME	MPH	DIFF	TIME OF DAY			
1-										09:02:09.879		
2-							IN PIT		1:56.294 P	76.99	9.406	09:04:06.173
3-									3:43.603	40.04	1:56.715	09:07:49.777
4-									1:50.255	81.21	3.367	09:09:40.032
5-									1:48.775	82.32	1.887	09:11:28.807
6-									1:49.526	81.75	2.638	09:13:18.333
7-							IN PIT		2:02.546 P	73.07	15.658	09:15:20.879
8-									3:23.972	43.90	1:37.084	09:18:44.851
9-									1:50.058	81.36	3.170	09:20:34.909
10-									1:49.289	81.93	2.401	09:22:24.198
11-									1:48.979	82.16	2.091	09:24:13.177
12-									1:49.336	81.89	2.448	09:26:02.513
13-									1:47.332 (2)	83.42	0.444	09:27:49.845
14-									1:47.383 (3)	83.38	0.495	09:29:37.228
15-									1:46.888 (1)	83.77		09:31:24.116

P21		66 S		Annabel THOMAS		Honda - Four Anjels Racing						
IDEAL LAP TIME : 1:46.788		BEST LAP TIME : 1:47.014		DIFFERENCE : 0.226								
LAP	SECTOR 1	SECTOR 2	SECTOR 3	SECTOR 4	SECTOR 5	LAP TIME	MPH	DIFF	TIME OF DAY			
1-	OUTLAP	86.7	32.498	14.635	117.7	14.782	30.472	87.7				09:02:10.173
2-	24.884	91.4	30.309	14.166	117.3	13.513	28.707	88.7	1:51.579	80.25	4.565	09:04:01.752
3-	23.695	102.2	29.021	13.841	117.9	13.666	28.309	87.4	1:48.532	82.50	1.518	09:05:50.284
4-	23.344	105.5	28.887	13.946	114.7	13.446	28.072	89.0	1:47.695	83.14	0.681	09:07:37.979
5-	23.231	103.2	28.932	13.887	117.7	13.524	28.254	89.4	1:47.828	83.04	0.814	09:09:25.807
6-	23.173	107.5	29.767	14.060	114.1	14.483	28.098	89.1	1:49.581	81.71	2.567	09:11:15.388
7-	23.103	107.0	28.955	13.966	114.3	13.564	28.115	87.3	1:47.703	83.14	0.689	09:13:03.091
8-	23.304	103.4	29.295	14.011	116.1	13.570	28.154	88.5	1:48.334	82.65	1.320	09:14:51.425
9-	23.533	106.6	29.350	14.151	113.7	14.091	IN PIT		1:50.385 P	81.12	3.371	09:16:41.810
10-	OUTLAP	85.0	30.943	14.282	116.7	13.975	28.861	87.8	6:59.652	21.33	5:12.638	09:23:41.462
11-	23.340	104.5	29.306	13.949	115.5	13.359	28.023	89.2	1:47.977	82.92	0.963	09:25:29.439
12-	23.015	104.8	28.968	13.837	115.9	13.354	27.840	88.8	1:47.014 (1)	83.67		09:27:16.453
13-	23.118	103.4	28.917	13.749	114.9	13.462	27.866	89.0	1:47.112 (3)	83.59	0.098	09:29:03.565
14-	23.115	107.0	28.927	13.813	114.5	13.297	27.922	88.5	1:47.074 (2)	83.62	0.060	09:30:50.639

QUALIFYING - SECTOR ANALYSIS



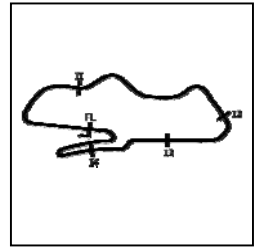
SECTOR 1 = FL to I1, SECTOR 2 = I1 to I2, SECTOR 3 = I2 to I3, SECTOR 4 = I3 to I4, SECTOR 5 = I4 to FL, DIFF = Difference To Personal Best Lap, P = Crossed Finish Line in Pit Lane, D = Time Disallowed

P22 35 S		Jeremy KNIGHT			Honda - Jeremy Knight Racing / SP125							
IDEAL LAP TIME : 1:47.275		BEST LAP TIME : 1:47.407			DIFFERENCE : 0.132							
LAP	SECTOR 1	SECTOR 2	SECTOR 3	SECTOR 4	SECTOR 5	LAP TIME	MPH	DIFF	TIME OF DAY			
1-	OUTLAP	93.2	30.283	14.326	112.4	13.709	29.407	85.7		09:02:42.485		
2-	23.799	109.8	29.291	14.339	113.1	13.599	29.503	85.3	1:50.531	81.01	3.124	09:04:33.016
3-	23.957	106.8	29.297	14.420	112.9	13.354	28.837	86.1	1:49.865	81.50	2.458	09:06:22.881
4-	23.609	110.1	29.465	14.179	112.7	13.487	29.061	86.1	1:49.801	81.55	2.394	09:08:12.682
5-	23.856	103.5	29.531	14.346	113.3	13.441	IN PIT		1:49.540 P	81.74	2.133	09:10:02.222
6-	OUTLAP	107.8	28.867	14.079	114.1	13.594	28.800	86.1	2:37.993	56.67	50.586	09:12:40.215
7-	23.848	108.4	29.155	15.813	111.8	13.453	28.682	85.9	1:50.951	80.70	3.544	09:14:31.166
8-	23.868	110.1	28.959	14.014	112.5	13.401	28.746	86.5	1:48.988	82.16	1.581	09:16:20.154
9-	23.397	109.4	28.819	14.136	113.7	13.255	28.379	87.2	1:47.986 (2)	82.92	0.579	09:18:08.140
10-	23.101	112.5	28.526	14.101	113.9	13.289	28.390	86.9	1:47.407 (1)	83.36		09:19:55.547
11-	23.240	109.4	29.024	14.219	113.7	13.310	28.512	86.2	1:48.305 (3)	82.67	0.898	09:21:43.852
12-	23.818	102.2	29.661	14.386	111.8	13.676	IN PIT		1:49.439 P	81.82	2.032	09:23:33.291
13-	OUTLAP	108.9	29.248	14.075	110.3	13.483	28.710	85.5	3:32.791	42.08	1:45.384	09:27:06.082

P23 48		Sharni PINFOLD			KTM - City Lifting/RS Racing							
IDEAL LAP TIME : 1:47.272		BEST LAP TIME : 1:48.080			DIFFERENCE : 0.808							
LAP	SECTOR 1	SECTOR 2	SECTOR 3	SECTOR 4	SECTOR 5	LAP TIME	MPH	DIFF	TIME OF DAY			
1-	OUTLAP	83.8	31.613	14.232	116.9	13.806	28.612	89.0				09:01:59.262
2-	23.835	102.6	30.185	13.861	119.4	13.655	28.621	89.0	1:50.157	81.28	2.077	09:03:49.419
3-	23.515	102.1	29.731	13.985	117.1	13.397	28.501	89.0	1:49.129	82.05	1.049	09:05:38.548
4-	23.596	105.1	29.492	13.886	118.3	13.373	28.592	89.4	1:48.939	82.19	0.859	09:07:27.487
5-	23.370	104.5	29.655	13.845	118.7	13.543	28.544	89.0	1:48.957	82.18	0.877	09:09:16.444
6-	23.411	106.5	29.501	13.929	117.3	13.524	IN PIT		1:49.520 P	81.76	1.440	09:11:05.964
7-	OUTLAP	100.7	29.826	13.979	116.7	13.515	28.449	89.0	6:44.103	22.15	4:56.023	09:17:50.067
8-	23.438	104.0	29.395	13.804	117.7	13.464	28.205	90.0	1:48.306	82.67	0.226	09:19:38.373
9-	23.183	103.2	29.545	13.939	117.3	13.449	28.675	89.5	1:48.791	82.30	0.711	09:21:27.164
10-	23.353	106.3	29.371	13.713	118.7	13.436	28.503	89.3	1:48.376	82.62	0.296	09:23:15.540
11-	23.483	100.1	29.440	13.846	118.3	13.421	28.249	89.8	1:48.439	82.57	0.359	09:25:03.979
12-	23.336	106.0	29.234	13.790	117.7	13.484	28.344	89.1	1:48.188 (3)	82.76	0.108	09:26:52.167
13-	23.098	101.3	29.001	13.921	117.7	13.583	28.477	89.3	1:48.080 (1)	82.85		09:28:40.247
14-	23.324	103.4	29.332	13.811	116.9	13.529	28.087	89.5	1:48.083 (2)	82.84	0.003	09:30:28.330

P24 56 S		Bradley WILSON			Honda - B.Wilson Racing							
IDEAL LAP TIME : 1:47.969		BEST LAP TIME : 1:48.421			DIFFERENCE : 0.452							
LAP	SECTOR 1	SECTOR 2	SECTOR 3	SECTOR 4	SECTOR 5	LAP TIME	MPH	DIFF	TIME OF DAY			
1-	OUTLAP	76.7	33.768	15.293	114.1	14.795	31.282	85.9				09:02:10.682
2-	24.628	88.5	30.590	14.084	116.9	14.192	30.377	87.1	1:53.871	78.63	5.450	09:04:04.553
3-	23.692	110.5	29.497	13.985	115.9	13.794	29.742	87.0	1:50.710	80.88	2.289	09:05:55.263
4-	24.223	109.8	30.174	13.971	115.5	13.621	29.817	87.4	1:51.806	80.08	3.385	09:07:47.069
5-	23.673	107.7	29.698	13.871	114.3	13.924	29.333	87.3	1:50.499	81.03	2.078	09:09:37.568
6-	23.596	110.5	29.522	13.933	114.5	13.803	29.763	87.2	1:50.617	80.95	2.196	09:11:28.185
7-	23.598	110.3	29.706	13.878	115.1	13.880	28.897	87.0	1:49.959	81.43	1.538	09:13:18.144
8-	24.159	100.1	29.483	14.096	114.9	13.842	29.180	87.2	1:50.760	80.84	2.339	09:15:08.904
9-	23.611	110.1	29.387	13.884	114.1	13.720	29.322	87.1	1:49.924	81.46	1.503	09:16:58.828
10-	24.100	107.5	29.860	14.262	112.9	14.799	IN PIT		1:53.797 P	78.68	5.376	09:18:52.625
11-	OUTLAP	99.8	30.475	13.843	115.1	13.831	29.026	86.8	3:34.621	41.72	1:46.200	09:22:27.246
12-	23.780	107.5	29.266	13.588	117.1	13.445	28.694	87.9	1:48.773 (3)	82.32	0.352	09:24:16.019
13-	23.325	112.7	28.990	13.857	114.1	13.573	29.001	88.0	1:48.746 (2)	82.34	0.325	09:26:04.765
14-	24.426	92.8	30.919	16.017	90.6	15.022	29.511	88.7	1:55.895	77.26	7.474	09:28:00.660
15-	23.549	107.8	30.126	14.501	111.8	14.574	29.038	87.9	1:51.788	80.10	3.367	09:29:52.448
16-	23.252	112.4	29.117	13.883	117.1	13.451	28.718	87.8	1:48.421 (1)	82.58		09:31:40.869

QUALIFYING - SECTOR ANALYSIS



SECTOR 1 = FL to I1, SECTOR 2 = I1 to I2, SECTOR 3 = I2 to I3, SECTOR 4 = I3 to I4, SECTOR 5 = I4 to FL, DIFF = Difference To Personal Best Lap, P = Crossed Finish Line in Pit Lane, D = Time Disallowed

P25		15 S		Pádraig GRAHAM				Honda - Graham6					
IDEAL LAP TIME : 1:48.281		BEST LAP TIME : 1:48.799				DIFFERENCE : 0.518							
LAP	SECTOR 1	SECTOR 2	SECTOR 3	SECTOR 4	SECTOR 5	LAP TIME	MPH	DIFF	TIME OF DAY				
1-	OUTLAP	91.3	32.391	16.187	103.8	15.099	IN PIT	P	09:05:00.578				
2-	OUTLAP	103.4	30.457	14.577	114.1	13.817	29.081	87.2	2:48.368	53.18	59.569	09:07:48.946	
3-	23.876	106.0	29.698	14.294	114.7	13.630	28.471	87.7	1:49.969	81.42	1.170	09:09:38.915	
4-	23.549	110.9	29.491	14.136	115.1	13.364	28.342	87.8	1:48.882 (3)	82.24	0.083	09:11:27.797	
5-	23.494	102.9	29.611	14.292	113.1	13.470	28.052	87.6	1:48.919	82.21	0.120	09:13:16.716	
6-	23.377	112.0	30.037	16.268	90.8	15.466	31.297	84.5	1:56.445	76.89	7.646	09:15:13.161	
7-	24.930	96.4	31.473	16.062	107.7	14.733	29.807	87.1	1:57.005	76.53	8.206	09:17:10.166	
8-	23.398	112.4	31.126	15.700	94.2	14.586	28.408	87.2	1:53.218	79.09	4.419	09:19:03.384	
9-	23.482	101.6	29.890	14.404	115.3	13.464	27.971	88.6	1:49.211	81.99	0.412	09:20:52.595	
10-	23.402	106.1	29.467	14.109	114.5	13.667	28.154	87.9	1:48.799 (1)	82.30		09:22:41.394	
11-	23.564	99.4	29.729	14.173	114.7	13.374	27.964	88.6	1:48.804 (2)	82.29	0.005	09:24:30.198	
12-	24.366	97.6	30.131	14.295	115.5	13.519	IN PIT		1:50.489	P	81.04	1.690	09:26:20.687

P26		7		Edmund BEST				KTM - SymCircus Motorsport					
IDEAL LAP TIME : 1:53.599		BEST LAP TIME : 1:57.831				DIFFERENCE : 4.232							
LAP	SECTOR 1	SECTOR 2	SECTOR 3	SECTOR 4	SECTOR 5	LAP TIME	MPH	DIFF	TIME OF DAY				
1-	OUTLAP	86.2	34.971	16.287	88.5	15.003	31.369	75.5				09:03:00.471	
2-	26.803	95.8	33.226	16.465	89.3	14.455	30.369	74.9	2:01.318 (2)	73.80	3.487	09:05:01.789	
3-	26.472	96.9	33.959	15.114	101.3	14.165	28.121	89.2	1:57.831 (1)	75.99		09:06:59.620	

P27		17 S		Franco BOURNE				Honda - Franco Bourne / SP125					
IDEAL LAP TIME : 1:46.050		BEST LAP TIME :				DIFFERENCE :							
LAP	SECTOR 1	SECTOR 2	SECTOR 3	SECTOR 4	SECTOR 5	LAP TIME	MPH	DIFF	TIME OF DAY				
1-	OUTLAP	95.7	30.214	13.800	117.3	13.465	28.290	86.3				09:02:19.721	

MCRCB BULLETIN TK095**2019 Bennetts British Superbike Championship - Round 11****2019 HEL Performance British Motostar Championship****QUALIFYING - BEST SECTORS**

		SECTOR 1		SECTOR 2		SECTOR 3		SECTOR 4		SECTOR 5		IDEAL / BEST COMPARISON									
POS	NO	TIME	NO	TIME	NO	TIME	NO	TIME	NO	TIME	POS	NO	NAME	IDEAL	BEST	DIFF					
														PERFECT LAP	1:37.983						
1	70	WHA	21.314	64	DUR	26.397	11	JON	12.785	96	PAA	12.025	70	WHA	25.462	1	70	WHATLEY	1:38.635	1:38.955	0.320
2	11	JON	21.338	96	PAA	26.612	64	DUR	12.797	70	WHA	12.027	11	JON	25.880	2	64	DURHAM	1:38.803	1:38.995	0.192
3	64	DUR	21.363	11	JON	26.716	96	PAA	12.826	45	SWA	12.187	96	PAA	25.965	3	96	PAASCH	1:38.900	1:39.173	0.273
4	96	PAA	21.472	45	SWA	26.833	45	SWA	12.875	11	JON	12.192	64	DUR	26.006	4	11	JONES	1:38.911	1:39.137	0.226
5	14	NIX	21.488	70	WHA	26.923	70	WHA	12.909	64	DUR	12.240	14	NIX	26.252	5	45	SWANN	1:39.814	1:39.935	0.121
6	45	SWA	21.517	14	NIX	26.944	14	NIX	12.970	14	NIX	12.361	45	SWA	26.402	6	14	NIXON	1:40.015	1:40.230	0.215
7	72	HOR	21.988	72	HOR	27.099	72	HOR	13.155	72	HOR	12.425	20	HAR	26.418	7	72	HORSMAN	1:41.384	1:41.451	0.067
8	20	HAR	22.257	19	OGD	27.343	20	HAR	13.208	19	OGD	12.559	19	OGD	26.518	8	20	HART	1:42.006	1:42.380	0.374
9	88	LEI	22.300	20	HAR	27.446	88	LEI	13.312	77	LYO	12.570	72	HOR	26.717	9	19	OGDEN	1:42.098	1:42.289	0.191
10	16	CLA	22.345	71	HIN	27.593	19	OGD	13.316	88	LEI	12.663	88	LEI	26.993	10	88	LEIGH	1:42.912	1:42.987	0.075
11	19	OGD	22.362	88	LEI	27.644	16	CLA	13.373	71	HIN	12.663	37	TIN	27.098	11	77	LYONS	1:43.267	1:43.673	0.406
12	77	LYO	22.367	77	LYO	27.714	54	BUR	13.388	20	HAR	12.677	16	CLA	27.153	12	71	HIND	1:43.347	1:44.015	0.668
13	71	HIN	22.415	16	CLA	27.965	77	LYO	13.397	16	CLA	12.708	71	HIN	27.197	13	16	CLARIDGE	1:43.544	1:43.751	0.207
14	37	TIN	22.449	17	BOU	28.139	37	TIN	13.472	17	BOU	12.965	23	GRA	27.208	14	37	TINKER	1:44.264	1:44.985	0.721
15	28	HIN	22.673	97	COR	28.186	28	HIN	13.472	28	HIN	13.006	77	LYO	27.219	15	23	GRAHAM	1:45.074	1:45.918	0.844
16	97	COR	22.875	37	TIN	28.219	71	HIN	13.479	23	GRA	13.022	69	SCO	27.501	16	97	CORNER	1:45.394	1:45.403	0.009
17	23	GRA	22.926	23	GRA	28.316	17	BOU	13.483	37	TIN	13.026	97	COR	27.683	17	28	HINDLE	1:45.554	1:45.695	0.141
18	69	SCO	22.943	69	SCO	28.458	97	COR	13.547	97	COR	13.103	28	HIN	27.701	18	17	BOURNE	1:46.050		
19	54	BUR	22.961	35	KNI	28.526	56	WIL	13.588	54	BUR	13.236	66	THO	27.840	19	69	SCOTT	1:46.059	1:46.550	0.491
20	7	BES	22.973	54	BUR	28.595	23	GRA	13.602	35	KNI	13.255	15	GRA	27.964	20	54	BURMAN	1:46.370	1:46.370	0.000
21	66	THO	23.015	28	HIN	28.702	48	PIN	13.713	69	SCO	13.292	48	PIN	28.087	21	66	THOMAS	1:46.788	1:47.014	0.226
22	48	PIN	23.098	66	THO	28.887	66	THO	13.749	66	THO	13.297	7	BES	28.121	22	48	PINFOLD	1:47.272	1:48.080	0.808
23	35	KNI	23.101	56	WIL	28.990	69	SCO	13.865	15	GRA	13.364	54	BUR	28.190	23	35	KNIGHT	1:47.275	1:47.407	0.132
24	17	BOU	23.173	48	PIN	29.001	35	KNI	14.014	48	PIN	13.373	17	BOU	28.290	24	56	WILSON	1:47.969	1:48.421	0.452
25	56	WIL	23.252	15	GRA	29.467	15	GRA	14.109	56	WIL	13.445	35	KNI	28.379	25	15	GRAHAM	1:48.281	1:48.799	0.518
26	15	GRA	23.377	7	BES	33.226	7	BES	15.114	7	BES	14.165	56	WIL	28.694	26	7	BEST	1:53.599	1:57.831	4.232
27																27	18	FIELDHOUSE		1:46.888	

Weather / Track : Cloudy / Dry

Donington Park GP

Circuit Length = 2.4873 miles

Start: 09:00 Flag 09:30 End: 09:32

Results can be found at www.tsl-timing.com

Printed - 09:35 Saturday, 05 October 2019

MCRCB BULLETIN TK096**2019 Bennetts British Superbike Championship - Round 11****2019 HEL Performance British Motostar Championship****QUALIFYING - BEST SPEEDS**

POS	INTERMEDIATE 1		INTERMEDIATE 2		INTERMEDIATE 3		INTERMEDIATE 4		FINISH LINE				
	NO	NAME	MPH	NO	NAME	MPH	NO	NAME	MPH	NO	NAME	MPH	
1	70	WHATLEY	122.4			70	WHATLEY	131.0			70	WHATLEY	98.1
2	96	PAASCH	122.0			11	JONES	130.5			11	JONES	97.2
3	72	HORSMAN	121.3			45	SWANN	129.3			14	NIXON	97.2
4	64	DURHAM	119.1			96	PAASCH	129.0			96	PAASCH	96.8
5	45	SWANN	118.5			14	NIXON	128.5			45	SWANN	96.1
6	11	JONES	117.7			64	DURHAM	128.3			64	DURHAM	95.5
7	88	LEIGH	117.3			54	BURMAN	127.3			28	HINDLE	94.2
8	77	LYONS	117.3			28	HINDLE	125.4			54	BURMAN	93.7
9	16	CLARIDGE	117.3			72	HORSMAN	122.6			23	GRAHAM	93.0
10	20	HART	116.7			20	HART	122.0			20	HART	91.6
11	71	HIND	116.7			16	CLARIDGE	121.3			72	HORSMAN	91.5
12	19	OGDEN	116.5			88	LEIGH	121.1			16	CLARIDGE	91.4
13	14	NIXON	116.3			19	OGDEN	120.4			88	LEIGH	91.3
14	97	CORNER	115.9			77	LYONS	120.0			19	OGDEN	91.0
15	69	SCOTT	113.7			37	TINKER	119.6			77	LYONS	90.1
16	17	BOURNE	113.1			23	GRAHAM	119.6			37	TINKER	90.1
17	56	WILSON	112.7			48	PINFOLD	119.4			48	PINFOLD	90.0
18	35	KNIGHT	112.5			97	CORNER	118.9			69	SCOTT	89.8
19	15	GRAHAM	112.4			66	THOMAS	117.9			66	THOMAS	89.4
20	23	GRAHAM	111.4			17	BOURNE	117.9			7	BEST	89.2
21	37	TINKER	110.9			71	HIND	117.3			71	HIND	88.7
22	28	HINDLE	108.4			56	WILSON	117.1			56	WILSON	88.7
23	66	THOMAS	107.5			69	SCOTT	116.1			15	GRAHAM	88.6
24	48	PINFOLD	106.5			15	GRAHAM	115.5			97	CORNER	88.3
25	54	BURMAN	105.0			35	KNIGHT	114.1			35	KNIGHT	87.2
26	7	BEST	100.4			7	BEST	101.3			17	BOURNE	86.3
27													

Weather / Track : Cloudy / Dry

Results can be found at www.tsl-timing.comDonington Park GP
Circuit Length = 2.4873 miles
Start: 09:00 Flag 09:30 End: 09:32

Printed - 09:36 Saturday, 05 October 2019

MCRCB BULLETIN TK097

2019 Bennetts British Superbike Championship - Round 11

2019 HEL Performance British Motostar Championship

QUALIFYING - STATISTICS

Competitors Started 27
Planned Start 2019-10-05 @ 09:00:00.000
Actual Start 2019-10-05 @ 09:00:01.468
Finish Time 2019-10-05 @ 09:30:01.468
Track Length 2.4873mi.
Total Laps 374
Total Distance Covered 930.2684mi.

Session Fastest Lap History

NO	CL	NAME	LAP TIME	TIME OF DAY	LAP	VEHICLE
20	S	Jack HART	1:44.742	09:03:39.210	2	Honda
70		Joshua WHATLEY	1:42.820	09:03:40.404	2	KTM
64		Asher DURHAM	1:42.815	09:04:00.850	2	Mahindra
70		Joshua WHATLEY	1:41.506	09:05:21.911	3	KTM
11		Dan JONES	1:41.384	09:05:42.655	3	KTM
96		Brandon PAASCH	1:40.914	09:06:01.161	3	KTM
96		Brandon PAASCH	1:40.819	09:07:41.980	4	KTM
70		Joshua WHATLEY	1:39.982	09:10:26.196	6	KTM
96		Brandon PAASCH	1:39.925	09:11:03.508	6	KTM
64		Asher DURHAM	1:39.540	09:15:48.754	9	Mahindra
64		Asher DURHAM	1:39.309	09:17:28.063	10	Mahindra
64		Asher DURHAM	1:38.995	09:19:07.059	11	Mahindra
70		Joshua WHATLEY	1:38.955	09:29:56.449	14	KTM

Flag History

TYPE	TIME OF DAY
GREEN	09:00:01.468
FINISH	09:30:01.468

Flag Statistics

TYPE	COUNT	TOTAL LAPS	TOTAL TIME
Green	1	18	32:11.085
Red	0	0	0.000
Safety Car	0	0	0.000
FCY	0	0	0.000

Weather / Track : Cloudy / Dry

Results can be found at www.tsl-timing.com

Page 1 of 3

Donington Park GP
Circuit Length = 2.4873 miles
Start: 09:00 Flag 09:30 End: 09:32

Printed - 09:37 Saturday, 05 October 2019

MCRCB BULLETIN TK097

2019 Bennetts British Superbike Championship - Round 11

2019 HEL Performance British Motostar Championship

QUALIFYING - STATISTICS

CLASS :

11 Starters

Fastest Lap History

NO	NAME	LAP TIME	TIME OF DAY	LAP	VEHICLE
70	Joshua WHATLEY	1:42.820	09:03:40.404	2	KTM
64	Asher DURHAM	1:42.815	09:04:00.850	2	Mahindra
70	Joshua WHATLEY	1:41.506	09:05:21.911	3	KTM
11	Dan JONES	1:41.384	09:05:42.655	3	KTM
96	Brandon PAASCH	1:40.914	09:06:01.161	3	KTM
96	Brandon PAASCH	1:40.819	09:07:41.980	4	KTM
70	Joshua WHATLEY	1:39.982	09:10:26.196	6	KTM
96	Brandon PAASCH	1:39.925	09:11:03.508	6	KTM
64	Asher DURHAM	1:39.540	09:15:48.754	9	Mahindra
64	Asher DURHAM	1:39.309	09:17:28.063	10	Mahindra
64	Asher DURHAM	1:38.995	09:19:07.059	11	Mahindra
70	Joshua WHATLEY	1:38.955	09:29:56.449	14	KTM

Weather / Track : Cloudy / Dry

Results can be found at www.tsl-timing.com

Page 2 of 3

Donington Park GP
Circuit Length = 2.4873 miles
Start: 09:00 Flag 09:30 End: 09:32

Printed - 09:37 Saturday, 05 October 2019

MCRCB BULLETIN TK097

2019 Bennetts British Superbike Championship - Round 11

2019 HEL Performance British Motostar Championship

QUALIFYING - STATISTICS

CLASS : S

16 Starters

Fastest Lap History

NO	NAME	LAP TIME	TIME OF DAY	LAP	VEHICLE
20	Jack HART	1:44.742	09:03:39.210	2	Honda
72	Cameron HORSMAN	1:43.955	09:05:11.787	2	Honda
20	Jack HART	1:43.693	09:05:22.903	3	Honda
20	Jack HART	1:42.952	09:07:05.856	4	Honda
20	Jack HART	1:42.720	09:08:48.575	5	Honda
20	Jack HART	1:42.440	09:10:31.016	6	Honda
72	Cameron HORSMAN	1:42.334	09:21:08.760	10	Honda
72	Cameron HORSMAN	1:42.007	09:27:59.910	14	Honda
72	Cameron HORSMAN	1:41.872	09:29:41.781	15	Honda
72	Cameron HORSMAN	1:41.451	09:31:23.232	16	Honda

Weather / Track : Cloudy / Dry

Results can be found at www.tsl-timing.com

Page 3 of 3

Donington Park GP
Circuit Length = 2.4873 miles
Start: 09:00 Flag 09:30 End: 09:32

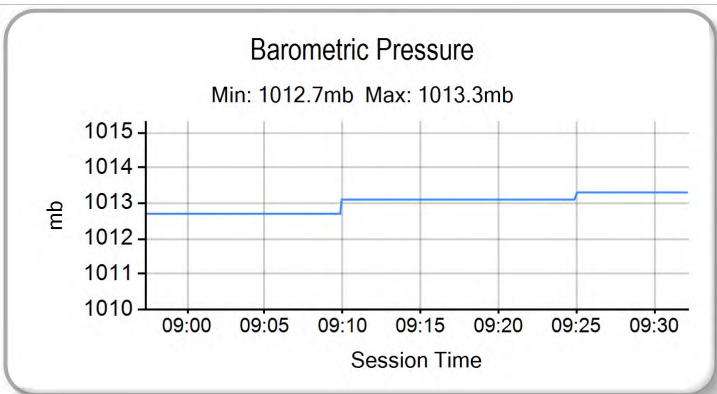
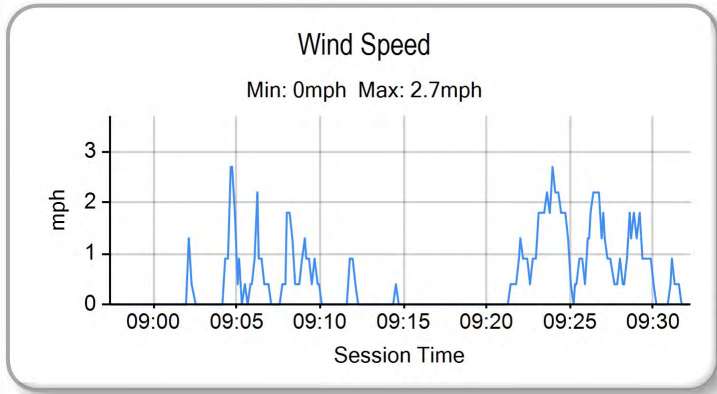
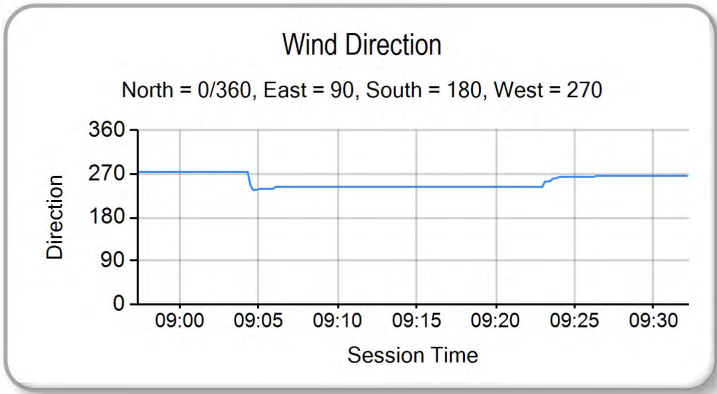
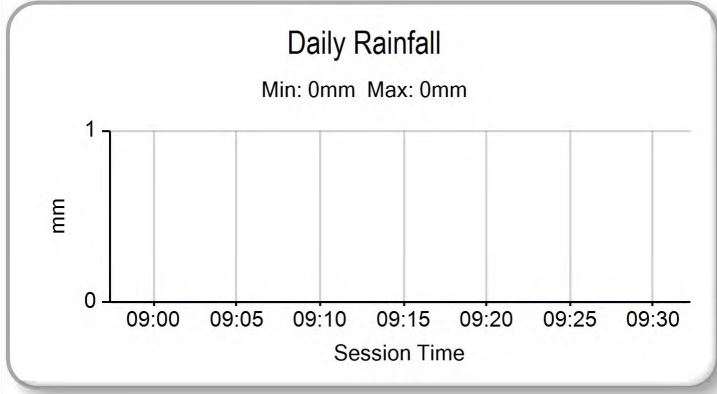
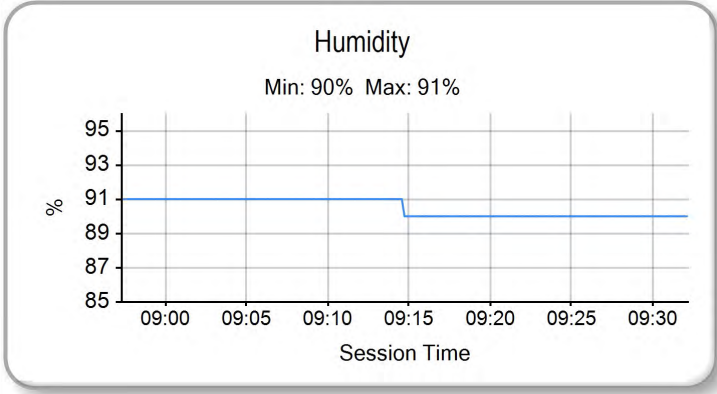
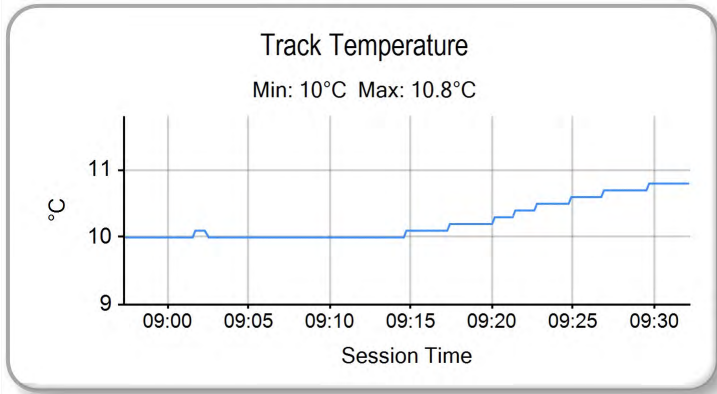
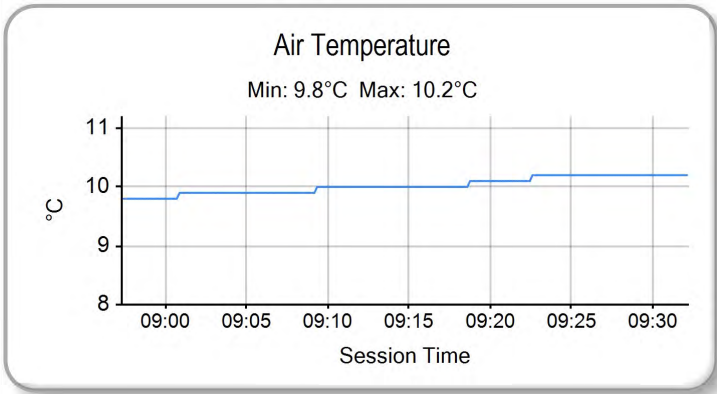
Printed - 09:37 Saturday, 05 October 2019

MCRCB BULLETIN TK098

2019 Bennetts British Superbike Championship - Round 11

2019 HEL Performance British Motostar Championship

QUALIFYING - WEATHER CONDITIONS



Weather / Track : Cloudy / Dry

Results can be found at www.tsl-timing.com

Donington Park GP
Circuit Length = 2.4873 miles
Start: 09:00 Flag 09:30 End: 09:32

Printed - 09:37 Saturday, 05 October 2019



ROW 9	27	57	Josh HIATT	26	17	Franco BOURNE	25	7	Edmund BEST	1:57.831
ROW 8	24	15	Pádraig GRAHAM	23	56	Bradley WILSON	22	48	Sharni PINFOLD	1:48.799 1:48.421 1:48.080
ROW 7	21	35	Jeremy KNIGHT	20	66	Annabel THOMAS	19	18	Jodie FIELDHOUSE	1:47.407 1:47.014 1:46.888
ROW 6	18	69	Gary SCOTT	17	54	Sam BURMAN	16	23	Cahal GRAHAM	1:46.550 1:46.370 1:45.918
ROW 5	15	97	Josh CORNER	14	37	Corey TINKER	13	71	James HIND	1:45.403 1:44.985 1:44.015
ROW 4	12	16	Harvey CLARIDGE	11	77	Jamie LYONS	10	88	Harry LEIGH	1:43.751 1:43.673 1:42.987
ROW 3	9	20	Jack HART	8	19	Scott OGDEN	7	72	Cameron HORSMAN	1:42.380 1:42.289 1:41.451
ROW 2	6	14	Jack NIXON	5	45	Scott SWANN	4	96	Brandon PAASCH	1:40.230 1:39.935 1:39.173
ROW 1	3	11	Dan JONES	2	64	Asher DURHAM	1	70	Joshua WHATLEY	1:39.137 1:38.995 1:38.955
										Pole

#28 - Withdrawn

Donington Park GP
Circuit Length = 2.4873 miles

These results are provisional until the conclusion of any judicial and technical matters.

Race Director :	Stewards :	Timekeeper :
-----------------	------------	--------------

Results can be found at www.britishsuperbike.com

Printed - 12:30 Saturday, 05 October 2019





POS	NO	CL	PIC NAME	NAT	ENTRY	LAPS	TIME	GAP	DIFF	MPH	BEST	ON
1	64		1 Asher DURHAM	GBR	Mahindra - Microlise Cresswell Racing	12	19:50.417			90.15	1:38.416	11
2	70		2 Joshua WHATLEY	GBR	KTM - KRP	12	19:50.884	0.467	0.467	90.11	1:37.992	11
3	96		3 Brandon PAASCH	USA	KTM - FPW Racing	12	19:51.068	0.651	0.184	90.10	1:38.353	9
4	11		4 Dan JONES	GBR	KTM - City Lifting/RS Racing	12	19:51.541	1.124	0.473	90.06	1:38.333	10
5	14		5 Jack NIXON	GBR	KTM - Santander Salt	12	20:04.179	13.762	12.638	89.12	1:39.157	12
6	45		6 Scott SWANN	GBR	IFS KTM - IFS Team Swann Racing	12	20:04.352	13.935	0.173	89.10	1:39.535	5
7	7		7 Edmund BEST	GBR	KTM - SymCirrus Motorsport	12	20:05.035	14.618	0.683	89.05	1:39.321	11
8	19	S	1 Scott OGDEN	GBR	Honda - Premium Motorhomes Scott Ogden Racing	12	20:21.247	30.830	16.212	87.87	1:40.562	4
9	20	S	2 Jack HART	GBR	Honda - Hart Racing / KRP	12	20:33.814	43.397	12.567	86.97	1:41.916	2
10	77	S	3 Jamie LYONS	GBR	Honda - C&M Motors Ltd Racing	12	20:41.824	51.407	8.010	86.41	1:42.313	8
11	88	S	4 Harry LEIGH	GBR	Honda - Performance Moto 88 Racing	12	20:42.313	51.896	0.489	86.38	1:42.828	10
12	16	S	5 Harvey CLARIDGE	GBR	Honda - Nova Racing/SP 125	12	20:42.587	52.170	0.274	86.36	1:42.583	12
13	54		8 Sam BURMAN	GBR	KTM - TeamWNT Burman Racing	12	20:58.898	1:08.481	16.311	85.24	1:43.968	6
14	23		9 Cahal GRAHAM	GBR	KTM - North West Racing	12	20:59.425	1:09.008	0.527	85.21	1:43.334	7
15	37	S	6 Corey TINKER	GBR	Honda - Microlise Cresswell Racing	12	21:01.934	1:11.517	2.509	85.04	1:43.987	9
16	71	S	7 James HIND	GBR	Honda - Mortimer Racing / Victoria House Academy	12	21:04.562	1:14.145	2.628	84.86	1:44.233	9
17	57	S	8 Josh HIATT	GBR	Honda - Sorrymate.com	12	21:16.154	1:25.737	11.592	84.09	1:45.153	9
18	66	S	9 Annabel THOMAS	GBR	Honda - Four Anjels Racing	12	21:17.254	1:26.837	1.100	84.02	1:44.900	8
19	97	S	10 Josh CORNER	GBR	Honda - Banks Racing	12	21:17.602	1:27.185	0.348	83.99	1:45.317	8
20	18	S	11 Jodie FIELDHOUSE	GBR	Honda - Go Pink Racing	12	21:33.707	1:43.290	16.105	82.95	1:46.551	10
21	69	S	12 Gary SCOTT	GBR	Honda - Oakmore Racing	11	19:52.453	1 Lap	1 Lap	82.48	1:46.767	8
22	35	S	13 Jeremy KNIGHT	GBR	Honda - Jeremy Knight Racing / SP125	11	19:54.126	1 Lap	1.673	82.37	1:47.251	8
23	48		10 Sharni PINFOLD	AUS	KTM - City Lifting/RS Racing	11	19:57.709	1 Lap	3.583	82.12	1:47.760	7
24	56	S	14 Bradley WILSON	GBR	Honda - B.Wilson Racing	11	19:59.227	1 Lap	1.518	82.02	1:47.513	9

NOT CLASSIFIED

DNF	72	S	Cameron HORSMAN	GBR	Honda - Nova Racing/SP 125	11	18:39.055	1 Lap		87.89	1:40.801	4
DNF	15	S	Pádraig GRAHAM	GBR	Honda - Graham6	5	9:08.334	7 Laps	6 Laps	81.40	1:47.821	3
DNF	17	S	Franco BOURNE	GBR	Honda - Franco Bourne / SP125	3	5:22.426	9 Laps	2 Laps	82.89	1:43.701	2

FASTEST LAP

	70		Joshua WHATLEY	GBR	KTM - KRP	11	1:37.992			91.37 mph	147.06 kph	
	19	S	Scott OGDEN	GBR	Honda - Premium Motorhomes Scott Ogden Racing	4	1:40.562			89.04 mph	143.30 kph	

Weather / Track : Cloudy / Dry

These results are provisional until the conclusion of any judicial and technical matters.

Donington Park GP

Circuit Length = 2.4873 miles

Start: 14:00 Flag 14:20 End: 14:22

Race Director :	Stewards :	Timekeeper :
-----------------	------------	--------------

Results can be found at www.britishsuperbike.com

Printed - 14:23 Saturday, 05 October 2019

MCRCB BULLETIN TK150

2019 Bennetts British Superbike Championship - Round 11

2019 HEL Performance British Motostar Championship

RACE 2 - LAP CHART

69	1 Lap	1:47.265
35	1 Lap	1:47.829
48	1 Lap	1:48.338
56	1 Lap	1:49.394
14	13.762	1:39.157
45	13.935	1:39.676
7	14.618	1:39.407
19	30.830	1:42.074
20	43.397	1:42.571
77	51.407	1:42.583
88	51.896	1:43.196
16	52.170	1:42.583
54	1:08.481	1:44.101
23	1:09.008	1:44.463
37	1:11.517	1:45.085
71	1:14.145	1:45.661
57	1:25.737	1:45.228
66	1:26.837	1:45.908
97	1:27.185	1:45.694
18	1:43.290	1:47.350

MCRCB BULLETIN TK151

2019 Bennetts British Superbike Championship - Round 11

2019 HEL Performance British Motostar Championship

RACE 2 - POSITION CHART

No	Name	Lap												
		Pos	1	2	3	4	5	6	7	8	9	10	11	12
70	WHATLEY	1	70	70	70	70	70	64	64	64	64	64	64	64
64	DURHAM	2	64	64	64	64	64	70	96	96	96	96	70	70
11	JONES	3	11	11	11	11	11	96	70	70	70	70	96	96
96	PAASCH	4	96	96	96	96	96	11	11	11	11	11	11	11
45	SWANN	5	14	14	14	14	14	14	14	45	45	45	45	14
14	NIXON	6	45	45	45	45	45	45	45	14	14	14	14	45
72	HORSMAN	7	72	72	7	7	7	7	7	7	7	7	7	7
19	OGDEN	8	19	7	72	72	72	72	72	19	19	19	72	19
20	HART	9	7	19	19	19	19	19	19	72	72	72	19	20
88	LEIGH	10	20	20	20	20	20	20	20	20	20	20	20	77
77	LYONS	11	88	88	77	88	16	88	88	88	88	88	88	88
16	CLARIDGE	12	16	77	88	16	88	16	16	77	77	77	77	16
71	HIND	13	77	16	16	77	77	77	77	16	16	16	16	54
37	TINKER	14	71	17	37	37	54	54	23	23	23	23	54	23
97	CORNER	15	37	37	23	23	23	23	54	54	54	54	23	37
23	GRAHAM	16	23	71	71	54	37	37	37	37	37	37	37	71
54	BURMAN	17	17	23	54	71	71	71	71	71	71	71	71	57
69	SCOTT	18	54	54	17	57	57	57	57	57	57	57	57	66
18	FIELDHOUSE	19	97	97	57	97	97	97	97	97	66	66	66	97
66	THOMAS	20	57	57	97	66	66	66	66	66	97	97	97	18
35	KNIGHT	21	69	66	66	69	18	18	18	18	18	18	18	18
48	PINFOLD	22	48	69	69	18	15	69	69	69	69	69	69	69
56	WILSON	23	66	48	48	48	48	35	35	35	35	35	35	35
15	GRAHAM	24	35	18	18	35	35	48	48	48	48	48	48	48
7	BEST	25	18	35	15	15	69	56	56	56	56	56	56	56
17	BOURNE	26	15	15	35	56	56							
57	HIATT	27	56	56	56									

Weather / Track : Cloudy / Dry

Results can be found at www.tsl-timing.com

Donington Park GP
 Circuit Length = 2.4873 miles
 Start: 14:00 Flag 14:20 End: 14:22

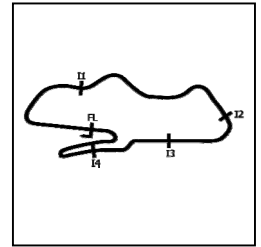
Printed - 14:24 Saturday, 05 October 2019

MCRCB BULLETIN TK152

2019 Bennetts British Superbike Championship - Round 11

2019 HEL Performance British Motostar Championship

RACE 2 - SECTOR ANALYSIS



SECTOR 1 = FL to I1, SECTOR 2 = I1 to I2, SECTOR 3 = I2 to I3, SECTOR 4 = I3 to I4, SECTOR 5 = I4 to FL, DIFF = Difference To Personal Best Lap, P = Crossed Finish Line in Pit Lane, D = Time Disallowed

P1 64		Asher DURHAM					Mahindra - Microlise Cresswell Racing					
IDEAL LAP TIME : 1:38.038		BEST LAP TIME : 1:38.416					DIFFERENCE : 0.378					
LAP	SECTOR 1	SECTOR 2	SECTOR 3	SECTOR 4	SECTOR 5	LAP TIME	MPH	DIFF	TIME OF DAY			
1 -		113.9	27.457	12.819	128.3	12.281	26.028	94.9	1:43.331	86.65	4.915	14:02:05.727
2 -	21.619	118.7	26.632	12.727	127.8	12.195	25.804	95.5	1:38.977	90.47	0.561	14:03:44.704
3 -	21.431	117.3	26.548	12.834	127.0	12.320	25.799	95.8	1:38.932	90.51	0.516	14:05:23.636
4 -	21.495	117.7	26.740	12.662	128.3	12.251	25.660	95.8	1:38.808	90.62	0.392	14:07:02.444
5 -	21.375	120.4	26.767	12.827	126.3	12.100	26.496	95.7	1:39.565	89.93	1.149	14:08:42.009
6 -	21.495	118.3	26.674	12.766	126.1	12.127	26.065	96.0	1:39.127	90.33	0.711	14:10:21.136
7 -	21.503	115.5	26.802	12.768	126.3	12.172	25.883	95.8	1:39.128	90.33	0.712	14:12:00.264
8 -	21.433	118.3	26.646	12.671	126.8	12.117	25.841	95.7	1:38.708	90.71	0.292	14:13:38.972
9 -	21.365	118.5	26.568	12.807	126.3	12.059	25.618	95.8	1:38.417 (2)	90.98	0.001	14:15:17.389
10 -	21.403	120.2	26.455	12.728	126.6	12.215	25.738	95.3	1:38.539	90.87	0.123	14:16:55.928
11 -	21.371	117.9	26.367	12.703	127.0	12.221	25.754	95.0	1:38.416 (1)	90.98		14:18:34.344
12 -	21.477	117.3	26.504	12.642	127.5	12.046	25.800	94.2	1:38.469 (3)	90.93	0.053	14:20:12.813

P2 70		Joshua WHATLEY					KTM - KRP					
IDEAL LAP TIME : 1:37.676		BEST LAP TIME : 1:37.992					DIFFERENCE : 0.316					
LAP	SECTOR 1	SECTOR 2	SECTOR 3	SECTOR 4	SECTOR 5	LAP TIME	MPH	DIFF	TIME OF DAY			
1 -		114.5	27.427	12.860	129.8	12.149	25.501	96.6	1:42.518	87.34	4.526	14:02:04.914
2 -	21.445	112.5	27.127	12.869	129.8	12.143	25.553	96.6	1:39.137	90.32	1.145	14:03:44.051
3 -	21.379	111.6	27.039	12.978	128.8	12.153	25.495	96.5	1:39.044	90.40	1.052	14:05:23.095
4 -	21.426	111.2	27.148	12.805	130.3	12.021	25.386	97.5	1:38.786	90.64	0.794	14:07:01.881
5 -	21.369	118.1	27.459	12.728	131.0	12.208	26.106	97.8	1:39.870	89.66	1.878	14:08:41.751
6 -	21.409	117.5	27.164	12.686	131.0	12.246	26.097	98.2	1:39.602	89.90	1.610	14:10:21.353
7 -	21.442	112.7	27.228	12.684	131.3	12.196	25.983	97.9	1:39.533	89.96	1.541	14:12:00.886
8 -	21.338	118.9	26.630	12.762	131.3	12.124	25.966	98.1	1:38.820	90.61	0.828	14:13:39.706
9 -	21.168	120.0	26.668	12.730	131.3	12.070	25.782	98.5	1:38.358 (2)	91.03	0.366	14:15:18.064
10 -	21.265	116.1	26.464	12.658	131.8	12.024	25.973	98.2	1:38.384 (3)	91.01	0.392	14:16:56.448
11 -	21.181	116.1	26.475	12.648	132.1	12.033	25.655	97.6	1:37.992 (1)	91.37		14:18:34.440
12 -	21.540	112.9	26.907	12.668	131.8	12.183	25.542	97.2	1:38.840	90.59	0.848	14:20:13.280

P3 96		Brandon PAASCH					KTM - FPW Racing					
IDEAL LAP TIME : 1:37.906		BEST LAP TIME : 1:38.353					DIFFERENCE : 0.447					
LAP	SECTOR 1	SECTOR 2	SECTOR 3	SECTOR 4	SECTOR 5	LAP TIME	MPH	DIFF	TIME OF DAY			
1 -		108.7	27.531	12.709	131.3	12.343	26.406	95.7	1:44.012	86.09	5.659	14:02:06.408
2 -	21.363	118.7	26.647	12.639	129.8	12.105	26.214	96.5	1:38.968	90.47	0.615	14:03:45.376
3 -	21.312	118.3	26.636	12.708	130.8	12.277	25.956	96.6	1:38.889	90.55	0.536	14:05:24.265
4 -	21.261	117.9	26.689	12.636	131.0	12.249	25.953	96.6	1:38.788	90.64	0.435	14:07:03.053
5 -	21.157	121.7	26.784	12.686	130.5	12.378	26.176	96.8	1:39.181	90.28	0.828	14:08:42.234
6 -	21.496	117.3	26.746	12.755	129.8	12.256	26.060	96.5	1:39.313	90.16	0.960	14:10:21.547
7 -	21.451	116.5	26.931	12.755	128.5	12.067	25.787	97.1	1:38.991	90.45	0.638	14:12:00.538
8 -	21.349	120.4	26.766	12.739	129.3	12.068	25.867	96.8	1:38.789	90.64	0.436	14:13:39.327
9 -	21.187	122.2	26.645	12.763	129.5	12.066	25.692	97.2	1:38.353 (1)	91.04		14:15:17.680
10 -	21.415	120.6	26.436	12.698	129.5	12.126	25.823	96.8	1:38.498 (3)	90.91	0.145	14:16:56.178
11 -	21.253	117.9	26.430	12.707	130.3	12.163	25.850	96.5	1:38.403 (2)	90.99	0.050	14:18:34.581
12 -	21.488	114.3	26.717	12.774	128.5	12.287	25.617	97.6	1:38.883	90.55	0.530	14:20:13.464

Weather / Track : Cloudy / Dry

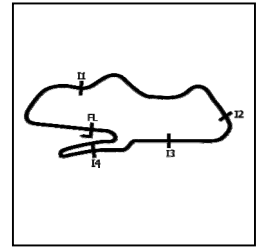
Donington Park GP
Circuit Length = 2.4873 miles
Start: 14:00 Flag 14:20 End: 14:22

MCRCB BULLETIN TK152

2019 Bennetts British Superbike Championship - Round 11

2019 HEL Performance British Motostar Championship

RACE 2 - SECTOR ANALYSIS



SECTOR 1 = FL to I1, SECTOR 2 = I1 to I2, SECTOR 3 = I2 to I3, SECTOR 4 = I3 to I4, SECTOR 5 = I4 to FL, DIFF = Difference To Personal Best Lap, P = Crossed Finish Line in Pit Lane, D = Time Disallowed

P4 11		Dan JONES			KTM - City Lifting/RS Racing							
IDEAL LAP TIME : 1:38.034		BEST LAP TIME : 1:38.333			DIFFERENCE : 0.299							
LAP	SECTOR 1	SECTOR 2	SECTOR 3	SECTOR 4	SECTOR 5	LAP TIME	MPH	DIFF	TIME OF DAY			
1 -		111.4	27.488	12.717	131.3	12.368	26.117	96.5	1:43.590	86.44	5.257	14:02:05.986
2 -	21.679	118.3	26.986	12.632	131.5	12.108	25.666	96.6	1:39.071	90.38	0.738	14:03:45.057
3 -	21.358	118.7	26.727	12.777	130.3	12.202	25.791	96.9	1:38.855	90.58	0.522	14:05:23.912
4 -	21.389	117.7	26.754	12.621	132.1	12.198	25.866	96.9	1:38.828	90.60	0.495	14:07:02.740
5 -	21.295	119.6	26.823	12.661	131.8	12.378	26.210	97.2	1:39.367	90.11	1.034	14:08:42.107
6 -	21.730	114.1	26.816	12.627	131.0	12.366	26.093	97.8	1:39.632	89.87	1.299	14:10:21.739
7 -	21.394	116.9	27.057	12.620	131.3	12.238	25.958	97.8	1:39.267	90.20	0.934	14:12:01.006
8 -	21.358	118.9	26.843	12.713	131.3	12.137	25.882	97.5	1:38.933	90.51	0.600	14:13:39.939
9 -	21.380	119.1	26.620	12.624	131.5	12.064	25.812	97.5	1:38.500 (2)	90.90	0.167	14:15:18.439
10 -	21.330	120.4	26.524	12.642	131.3	12.189	25.648	97.2	1:38.333 (1)	91.06		14:16:56.772
11 -	21.259	118.5	26.800	12.772	131.0	12.157	25.629	96.8	1:38.617	90.80	0.284	14:18:35.389
12 -	21.315	120.9	26.788	12.663	131.3	12.215	25.567	96.6	1:38.548 (3)	90.86	0.215	14:20:13.937

P5 14		Jack NIXON			KTM - Santander Salt							
IDEAL LAP TIME : 1:39.059		BEST LAP TIME : 1:39.157			DIFFERENCE : 0.098							
LAP	SECTOR 1	SECTOR 2	SECTOR 3	SECTOR 4	SECTOR 5	LAP TIME	MPH	DIFF	TIME OF DAY			
1 -		111.6	27.406	12.869	130.3	12.422	26.545	95.4	1:44.457	85.72	5.300	14:02:06.853
2 -	21.552	118.1	26.830	12.819	127.5	12.258	26.244	95.7	1:39.703 (2)	89.81	0.546	14:03:46.556
3 -	21.555	117.7	26.829	12.872	127.5	12.300	26.187	95.8	1:39.743 (3)	89.77	0.586	14:05:26.299
4 -	21.558	115.9	27.053	12.925	127.0	12.224	26.167	95.5	1:39.927	89.60	0.770	14:07:06.226
5 -	21.577	115.3	27.116	13.040	126.1	12.333	26.233	95.8	1:40.299	89.27	1.142	14:08:46.525
6 -	21.747	117.3	27.244	12.914	127.0	12.281	26.197	95.4	1:40.383	89.20	1.226	14:10:26.908
7 -	21.622	116.3	27.189	12.890	126.6	12.291	26.040	95.5	1:40.032	89.51	0.875	14:12:06.940
8 -	21.653	117.7	27.007	12.933	125.9	12.392	26.517	95.8	1:40.502	89.09	1.345	14:13:47.442
9 -	21.485	117.5	26.974	13.033	126.8	12.443	26.288	95.5	1:40.223	89.34	1.066	14:15:27.665
10 -	21.510	118.5	26.747	12.909	126.6	12.420	26.415	95.8	1:40.001	89.54	0.844	14:17:07.666
11 -	21.456	118.3	26.910	12.939	126.8	12.262	26.185	95.4	1:39.752	89.76	0.595	14:18:47.418
12 -	21.462	118.7	26.664	12.771	129.0	12.128	26.132	94.7	1:39.157 (1)	90.30		14:20:26.575

P6 45		Scott SWANN			IFS KTM - IFS Team Swann Racing							
IDEAL LAP TIME : 1:39.176		BEST LAP TIME : 1:39.535			DIFFERENCE : 0.359							
LAP	SECTOR 1	SECTOR 2	SECTOR 3	SECTOR 4	SECTOR 5	LAP TIME	MPH	DIFF	TIME OF DAY			
1 -		109.8	27.484	12.810	131.3	12.471	26.950	94.9	1:45.046	85.24	5.511	14:02:07.442
2 -	21.826	116.5	27.050	12.893	128.5	12.303	26.666	94.9	1:40.738	88.88	1.203	14:03:48.180
3 -	21.717	118.3	26.853	12.846	128.3	12.199	26.351	95.5	1:39.966	89.57	0.431	14:05:28.146
4 -	21.587	115.7	26.820	12.870	128.5	12.248	26.264	95.1	1:39.789	89.73	0.254	14:07:07.935
5 -	21.468	118.3	26.731	12.793	128.8	12.295	26.248	96.0	1:39.535 (1)	89.96		14:08:47.470
6 -	21.500	120.4	26.727	12.802	130.8	12.343	26.409	95.5	1:39.781	89.74	0.246	14:10:27.251
7 -	21.493	114.5	27.202	12.849	129.0	12.208	26.204	96.7	1:39.956	89.58	0.421	14:12:07.207
8 -	21.504	118.5	27.137	12.675	130.5	12.172	26.456	95.4	1:39.944	89.59	0.409	14:13:47.151
9 -	21.566	117.7	27.014	12.992	126.6	12.328	26.292	94.9	1:40.192	89.37	0.657	14:15:27.343
10 -	21.541	119.1	26.912	12.939	127.5	12.230	26.462	95.1	1:40.084	89.46	0.549	14:17:07.427
11 -	21.517	117.9	26.827	12.836	127.0	12.149	26.316	94.7	1:39.645 (2)	89.86	0.110	14:18:47.072
12 -	21.485	118.5	26.752	12.803	127.8	12.102	26.534	95.1	1:39.676 (3)	89.83	0.141	14:20:26.748

Weather / Track : Cloudy / Dry

Donington Park GP
 Circuit Length = 2.4873 miles
 Start: 14:00 Flag 14:20 End: 14:22

MCRCB BULLETIN TK152

2019 Bennetts British Superbike Championship - Round 11

2019 HEL Performance British Motostar Championship

RACE 2 - SECTOR ANALYSIS



SECTOR 1 = FL to I1, SECTOR 2 = I1 to I2, SECTOR 3 = I2 to I3, SECTOR 4 = I3 to I4, SECTOR 5 = I4 to FL, DIFF = Difference To Personal Best Lap, P = Crossed Finish Line in Pit Lane, D = Time Disallowed

P7		7		Edmund BEST				KTM - SymCirrus Motorsport				
IDEAL LAP TIME : 1:39.171		BEST LAP TIME : 1:39.321		DIFFERENCE : 0.150								
LAP	SECTOR 1	SECTOR 2	SECTOR 3	SECTOR 4	SECTOR 5	LAP TIME	MPH	DIFF	TIME OF DAY			
1 -		117.1	27.412	13.011	125.4	12.176	27.402	92.6	1:46.559	84.03	7.238	14:02:08.955
2 -	21.901	119.4	27.038	12.896	126.1	12.129	25.994	93.7	1:39.958	89.58	0.637	14:03:48.913
3 -	21.813	118.5	27.138	12.999	125.2	12.082	26.335	92.5	1:40.367	89.21	1.046	14:05:29.280
4 -	21.667	119.6	27.069	12.914	125.6	12.127	26.172	92.3	1:39.949	89.59	0.628	14:07:09.229
5 -	21.743	120.4	27.039	12.954	125.2	12.215	26.246	92.4	1:40.197	89.36	0.876	14:08:49.426
6 -	21.802	120.4	26.999	12.874	124.9	12.157	26.159	92.9	1:39.991	89.55	0.670	14:10:29.417
7 -	21.698	118.7	27.071	13.025	124.5	12.154	26.153	93.5	1:40.101	89.45	0.780	14:12:09.518
8 -	21.686	120.2	26.896	12.915	124.7	12.188	26.043	93.3	1:39.728	89.78	0.407	14:13:49.246
9 -	21.652	119.6	26.920	13.045	124.7	12.196	26.001	93.4	1:39.814	89.71	0.493	14:15:29.060
10 -	21.591	120.2	26.911	12.873	125.2	12.129	26.139	93.4	1:39.643 (3)	89.86	0.322	14:17:08.703
11 -	21.562	120.2	26.887	12.840	125.6	12.063	25.969	93.4	1:39.321 (1)	90.15		14:18:48.024
12 -	21.545	122.4	26.776	12.818	125.9	12.176	26.092	93.3	1:39.407 (2)	90.07	0.086	14:20:27.431

P8		19 S		Scott OGDEN				Honda - Premium Motorhomes Scott Ogden Racing				
IDEAL LAP TIME : 1:40.324		BEST LAP TIME : 1:40.562		DIFFERENCE : 0.238								
LAP	SECTOR 1	SECTOR 2	SECTOR 3	SECTOR 4	SECTOR 5	LAP TIME	MPH	DIFF	TIME OF DAY			
1 -		113.7	27.542	13.098	120.9	12.515	26.894	90.5	1:45.705	84.71	5.143	14:02:08.101
2 -	22.083	116.5	27.201	13.085	120.4	12.345	26.554	90.3	1:41.268	88.42	0.706	14:03:49.369
3 -	22.002	116.9	26.938	13.133	120.2	12.336	26.460	89.9	1:40.869 (2)	88.77	0.307	14:05:30.238
4 -	22.147	115.5	26.924	13.063	120.4	12.280	26.148	90.8	1:40.562 (1)	89.04		14:07:10.800
5 -	21.944	115.3	27.228	13.028	120.6	12.512	26.538	91.3	1:41.250 (3)	88.43	0.688	14:08:52.050
6 -	22.070	116.9	27.021	13.114	119.8	12.599	26.552	91.3	1:41.356	88.34	0.794	14:10:33.406
7 -	22.003	115.3	27.191	13.088	121.3	12.453	26.589	91.8	1:41.324	88.37	0.762	14:12:14.730
8 -	21.994	114.7	27.000	13.246	118.7	12.606	26.575	90.8	1:41.421	88.28	0.859	14:13:56.151
9 -	22.209	114.9	27.523	13.188	119.8	12.494	26.554	91.0	1:41.968	87.81	1.406	14:15:38.119
10 -	22.171	115.3	27.647	13.082	119.8	12.419	26.514	90.4	1:41.833	87.93	1.271	14:17:19.952
11 -	22.297	117.1	27.307	13.088	120.6	12.609	26.316	91.3	1:41.617	88.11	1.055	14:19:01.569
12 -	22.088	116.3	27.006	13.186	119.4	12.448	27.346	87.1	1:42.074	87.72	1.512	14:20:43.643

P9		20 S		Jack HART				Honda - Hart Racing / KRP				
IDEAL LAP TIME : 1:41.747		BEST LAP TIME : 1:41.916		DIFFERENCE : 0.169								
LAP	SECTOR 1	SECTOR 2	SECTOR 3	SECTOR 4	SECTOR 5	LAP TIME	MPH	DIFF	TIME OF DAY			
1 -		116.5	28.095	13.084	122.9	12.571	27.011	91.1	1:46.882	83.77	4.966	14:02:09.278
2 -	22.207	117.3	27.655	13.090	121.7	12.677	26.287	91.0	1:41.916 (1)	87.86		14:03:51.194
3 -	22.277	115.9	27.851	13.332	119.4	12.691	26.230	90.9	1:42.381	87.46	0.465	14:05:33.575
4 -	22.468	114.9	27.830	13.303	119.8	12.579	26.294	90.6	1:42.474	87.38	0.558	14:07:16.049
5 -	22.319	114.5	27.795	13.207	119.6	12.696	26.250	90.9	1:42.267 (2)	87.55	0.351	14:08:58.316
6 -	22.316	113.5	27.820	13.275	119.1	12.687	26.402	91.1	1:42.500	87.36	0.584	14:10:40.816
7 -	22.272	114.3	27.731	13.182	119.8	12.703	26.411	90.8	1:42.299 (3)	87.53	0.383	14:12:23.115
8 -	22.284	114.3	27.759	13.214	119.6	12.750	26.508	90.5	1:42.515	87.34	0.599	14:14:05.630
9 -	22.311	112.5	27.873	13.397	119.1	12.755	26.430	90.9	1:42.766	87.13	0.850	14:15:48.396
10 -	22.307	114.5	27.918	13.255	119.4	12.749	26.492	90.1	1:42.721	87.17	0.805	14:17:31.117
11 -	22.244	115.3	27.887	13.192	119.8	12.751	26.448	90.1	1:42.522	87.34	0.606	14:19:13.639
12 -	22.349	114.5	27.669	13.221	119.4	12.696	26.636	90.4	1:42.571	87.30	0.655	14:20:56.210

Weather / Track : Cloudy / Dry

Donington Park GP
Circuit Length = 2.4873 miles
Start: 14:00 Flag 14:20 End: 14:22

MCRCB BULLETIN TK152

2019 Bennetts British Superbike Championship - Round 11

2019 HEL Performance British Motostar Championship

RACE 2 - SECTOR ANALYSIS



SECTOR 1 = FL to I1, SECTOR 2 = I1 to I2, SECTOR 3 = I2 to I3, SECTOR 4 = I3 to I4, SECTOR 5 = I4 to FL, DIFF = Difference To Personal Best Lap, P = Crossed Finish Line in Pit Lane, D = Time Disallowed

P10 77 S		Jamie LYONS		Honda - C&M Motors Ltd Racing								
IDEAL LAP TIME : 1:41.924		BEST LAP TIME : 1:42.313		DIFFERENCE : 0.389								
LAP	SECTOR 1	SECTOR 2	SECTOR 3	SECTOR 4	SECTOR 5	LAP TIME	MPH	DIFF	TIME OF DAY			
1 -	119.1	27.995	13.238	121.7	12.474	27.913	89.2	1:47.976	82.92	5.663	14:02:10.372	
2 -	22.270	117.5	27.636	13.197	122.0	12.580	27.400	89.4	1:43.083	86.86	0.770	14:03:53.455
3 -	22.306	116.1	27.798	13.381	118.1	12.614	26.933	88.8	1:43.032	86.90	0.719	14:05:36.487
4 -	22.528	116.1	28.135	13.355	120.0	12.795	26.946	89.8	1:43.759	86.30	1.446	14:07:20.246
5 -	22.333	117.5	27.650	13.221	121.1	12.649	27.494	91.0	1:43.347	86.64	1.034	14:09:03.593
6 -	22.298	116.3	27.993	13.225	121.5	13.231	27.130	89.4	1:43.877	86.20	1.564	14:10:47.470
7 -	22.790	115.1	27.849	13.341	118.9	12.619	26.807	90.0	1:43.406	86.59	1.093	14:12:30.876
8 -	22.361	117.1	27.589	13.209	119.6	12.482	26.672	90.3	1:42.313 (1)	87.52		14:14:13.189
9 -	22.367	117.7	27.732	13.454	117.7	12.461	26.738	90.9	1:42.752	87.14	0.439	14:15:55.941
10 -	22.444	114.7	27.508	13.624	118.9	12.458	27.236	90.3	1:43.270	86.70	0.957	14:17:39.211
11 -	22.397	118.7	27.427	13.222	121.1	12.523	26.857	90.4	1:42.426 (2)	87.42	0.113	14:19:21.637
12 -	22.324	117.9	27.673	13.457	116.9	12.557	26.572	89.3	1:42.583 (3)	87.28	0.270	14:21:04.220

P11 88 S		Harry LEIGH		Honda - Performance Moto 88 Racing								
IDEAL LAP TIME : 1:42.418		BEST LAP TIME : 1:42.828		DIFFERENCE : 0.410								
LAP	SECTOR 1	SECTOR 2	SECTOR 3	SECTOR 4	SECTOR 5	LAP TIME	MPH	DIFF	TIME OF DAY			
1 -	117.1	27.804	13.280	120.9	12.681	27.618	90.9	1:47.344	83.41	4.516	14:02:09.740	
2 -	22.430	115.5	27.874	13.319	121.1	12.625	27.173	90.6	1:43.421	86.58	0.593	14:03:53.161
3 -	22.367	114.5	28.127	13.451	122.2	12.640	27.120	89.8	1:43.705	86.34	0.877	14:05:36.866
4 -	22.281	114.3	27.791	13.300	120.0	12.528	27.035	90.4	1:42.935	86.99	0.107	14:07:19.801
5 -	22.272	112.5	27.835	13.239	120.6	13.059	27.216	90.0	1:43.621	86.41	0.793	14:09:03.422
6 -	22.304	116.5	28.234	13.202	122.9	12.894	26.973	90.0	1:43.607	86.42	0.779	14:10:47.029
7 -	22.407	114.1	27.617	13.355	119.4	12.512	26.984	89.4	1:42.875 (3)	87.04	0.047	14:12:29.904
8 -	22.302	113.1	27.710	13.300	119.6	12.600	27.142	90.5	1:43.054	86.89	0.226	14:14:12.958
9 -	22.310	114.9	27.810	13.320	119.6	12.533	26.858	90.5	1:42.831 (2)	87.07	0.003	14:15:55.789
10 -	22.436	114.9	27.663	13.378	118.9	12.508	26.843	90.0	1:42.828 (1)	87.08		14:17:38.617
11 -	22.339	116.7	27.820	13.390	119.4	12.528	26.819	90.1	1:42.896	87.02	0.068	14:19:21.513
12 -	22.292	115.3	27.980	13.339	120.4	12.565	27.020	89.4	1:43.196	86.77	0.368	14:21:04.709

P12 16 S		Harvey CLARIDGE		Honda - Nova Racing/SP 125								
IDEAL LAP TIME : 1:42.165		BEST LAP TIME : 1:42.583		DIFFERENCE : 0.418								
LAP	SECTOR 1	SECTOR 2	SECTOR 3	SECTOR 4	SECTOR 5	LAP TIME	MPH	DIFF	TIME OF DAY			
1 -	107.0	27.992	13.197	123.3	12.741	27.186	89.9	1:47.762	83.09	5.179	14:02:10.158	
2 -	22.329	112.5	28.137	13.165	123.1	12.687	27.206	91.5	1:43.524	86.49	0.941	14:03:53.682
3 -	22.241	110.5	27.943	13.279	121.3	12.801	27.108	91.1	1:43.372	86.62	0.789	14:05:37.054
4 -	22.298	115.3	27.929	13.244	122.0	12.687	26.846	90.6	1:43.004	86.93	0.421	14:07:20.058
5 -	22.295	110.9	27.688	13.130	122.0	12.816	27.110	90.6	1:43.039	86.90	0.456	14:09:03.097
6 -	22.511	111.8	28.115	13.301	118.1	13.088	27.107	90.3	1:44.122	85.99	1.539	14:10:47.219
7 -	22.493	113.7	27.787	13.292	120.0	12.743	26.924	91.4	1:43.239	86.73	0.656	14:12:30.458
8 -	22.314	112.7	27.699	13.220	120.4	12.652	27.038	91.9	1:42.923 (3)	87.00	0.340	14:14:13.381
9 -	22.344	111.4	28.047	13.177	121.3	12.728	26.738	91.4	1:43.034	86.90	0.451	14:15:56.415
10 -	22.277	113.9	27.640	13.228	122.4	12.769	27.184	90.8	1:43.098	86.85	0.515	14:17:39.513
11 -	22.289	116.1	27.625	13.202	120.6	12.749	27.022	90.5	1:42.887 (2)	87.03	0.304	14:19:22.400
12 -	22.240	116.5	27.781	13.379	119.6	12.665	26.518	91.1	1:42.583 (1)	87.28		14:21:04.983

Weather / Track : Cloudy / Dry

Donington Park GP
 Circuit Length = 2.4873 miles
 Start: 14:00 Flag 14:20 End: 14:22

MCRCB BULLETIN TK152

2019 Bennetts British Superbike Championship - Round 11

2019 HEL Performance British Motostar Championship

RACE 2 - SECTOR ANALYSIS



SECTOR 1 = FL to I1, SECTOR 2 = I1 to I2, SECTOR 3 = I2 to I3, SECTOR 4 = I3 to I4, SECTOR 5 = I4 to FL, DIFF = Difference To Personal Best Lap, P = Crossed Finish Line in Pit Lane, D = Time Disallowed

P13 54		Sam BURMAN			KTM - TeamWNT Burman Racing							
IDEAL LAP TIME : 1:43.267		BEST LAP TIME : 1:43.968			DIFFERENCE : 0.701							
LAP	SECTOR 1	SECTOR 2	SECTOR 3	SECTOR 4	SECTOR 5	LAP TIME	MPH	DIFF	TIME OF DAY			
1 -		102.1	28.523	13.218	128.5	13.210	28.711	90.8	1:50.882	80.75	6.914	14:02:13.278
2 -	23.394	105.0	28.297	13.343	128.0	13.124	27.890	93.8	1:46.048	84.43	2.080	14:03:59.326
3 -	22.629	103.5	28.089	13.150	128.5	12.948	27.570	94.2	1:44.386	85.78	0.418	14:05:43.712
4 -	22.435	108.0	28.117	13.118	127.0	13.067	27.750	94.9	1:44.487	85.69	0.519	14:07:28.199
5 -	22.514	107.3	28.139	13.067	127.8	13.168	27.417	95.3	1:44.305	85.84	0.337	14:09:12.504
6 -	22.341	107.5	28.066	13.342	126.6	12.789	27.430	94.2	1:43.968 (1)	86.12		14:10:56.472
7 -	22.548	110.0	27.880	13.227	126.8	12.737	27.753	95.7	1:44.145	85.98	0.177	14:12:40.617
8 -	22.438	110.1	28.450	13.150	128.0	12.918	27.520	95.7	1:44.476	85.70	0.508	14:14:25.093
9 -	22.602	109.8	28.096	13.131	127.5	12.907	27.247	95.5	1:43.983 (2)	86.11	0.015	14:16:09.076
10 -	22.414	108.7	28.012	13.062	128.0	13.013	27.525	96.4	1:44.026 (3)	86.07	0.058	14:17:53.102
11 -	22.428	106.6	27.953	13.228	128.3	13.025	27.457	94.9	1:44.091	86.02	0.123	14:19:37.193
12 -	22.669	106.6	27.881	13.110	127.8	12.815	27.626	94.6	1:44.101	86.01	0.133	14:21:21.294

P14 23		Cahal GRAHAM			KTM - North West Racing							
IDEAL LAP TIME : 1:43.015		BEST LAP TIME : 1:43.334			DIFFERENCE : 0.319							
LAP	SECTOR 1	SECTOR 2	SECTOR 3	SECTOR 4	SECTOR 5	LAP TIME	MPH	DIFF	TIME OF DAY			
1 -		103.4	28.401	13.527	124.0	13.150	27.920	91.4	1:50.747	80.85	7.413	14:02:13.143
2 -	22.776	107.3	28.854	13.375	123.3	13.084	26.993	92.8	1:45.082	85.21	1.748	14:03:58.225
3 -	22.427	110.0	27.852	13.413	122.4	13.072	27.168	93.8	1:43.932 (3)	86.15	0.598	14:05:42.157
4 -	23.024	104.8	28.591	13.258	122.0	13.018	27.466	92.4	1:45.357	84.99	2.023	14:07:27.514
5 -	22.779	115.5	28.305	13.340	120.2	13.356	27.364	90.3	1:45.144	85.16	1.810	14:09:12.658
6 -	22.636	111.6	27.949	13.378	122.9	12.858	27.184	92.4	1:44.005	86.09	0.671	14:10:56.663
7 -	22.613	109.1	27.907	13.336	122.9	12.659	26.819	92.6	1:43.334 (1)	86.65		14:12:39.997
8 -	22.496	115.3	28.549	13.365	121.1	12.889	27.075	93.2	1:44.374	85.79	1.040	14:14:24.371
9 -	22.858	108.2	28.288	13.298	120.9	12.800	26.855	92.9	1:44.099	86.01	0.765	14:16:08.470
10 -	22.723	106.0	28.031	13.279	120.0	12.773	26.868	92.8	1:43.674 (2)	86.37	0.340	14:17:52.144
11 -	22.883	103.5	28.271	13.449	119.4	13.336	27.275	92.5	1:45.214	85.10	1.880	14:19:37.358
12 -	22.724	105.8	28.278	13.331	121.5	12.879	27.251	92.9	1:44.463	85.71	1.129	14:21:21.821

P15 37 S		Corey TINKER			Honda - Microlise Cresswell Racing							
IDEAL LAP TIME : 1:43.627		BEST LAP TIME : 1:43.987			DIFFERENCE : 0.360							
LAP	SECTOR 1	SECTOR 2	SECTOR 3	SECTOR 4	SECTOR 5	LAP TIME	MPH	DIFF	TIME OF DAY			
1 -		107.2	28.524	13.451	121.3	13.062	27.424	89.9	1:49.919	81.46	5.932	14:02:12.315
2 -	22.575	107.7	28.531	13.482	117.7	13.017	27.267	90.4	1:44.872	85.38	0.885	14:03:57.187
3 -	22.514	111.6	28.060	13.485	117.7	12.858	27.935	90.5	1:44.852	85.40	0.865	14:05:42.039
4 -	22.958	107.5	28.644	13.515	117.1	13.074	27.064	89.8	1:45.255	85.07	1.268	14:07:27.294
5 -	22.518	110.7	28.636	13.462	117.1	13.513	27.645	90.8	1:45.774	84.65	1.787	14:09:13.068
6 -	22.497	109.1	28.299	13.354	118.7	13.022	27.414	90.1	1:44.586	85.61	0.599	14:10:57.654
7 -	22.565	111.1	28.178	13.301	117.9	12.996	27.488	90.4	1:44.528	85.66	0.541	14:12:42.182
8 -	22.429	109.1	28.264	13.428	117.9	12.988	27.048	90.4	1:44.157 (2)	85.97	0.170	14:14:26.339
9 -	22.459	108.7	28.295	13.296	117.9	12.953	26.984	90.4	1:43.987 (1)	86.11		14:16:10.326
10 -	22.476	108.9	28.232	13.380	117.7	12.966	27.256	89.8	1:44.310 (3)	85.84	0.323	14:17:54.636
11 -	22.527	108.7	28.354	13.455	116.7	13.083	27.190	89.3	1:44.609	85.59	0.622	14:19:39.245
12 -	22.591	110.0	28.386	13.495	117.7	12.948	27.665	90.0	1:45.085	85.21	1.098	14:21:24.330

Weather / Track : Cloudy / Dry

Donington Park GP
Circuit Length = 2.4873 miles
Start: 14:00 Flag 14:20 End: 14:22

MCRCB BULLETIN TK152

2019 Bennetts British Superbike Championship - Round 11

2019 HEL Performance British Motostar Championship

RACE 2 - SECTOR ANALYSIS



SECTOR 1 = FL to I1, SECTOR 2 = I1 to I2, SECTOR 3 = I2 to I3, SECTOR 4 = I3 to I4, SECTOR 5 = I4 to FL, DIFF = Difference To Personal Best Lap, P = Crossed Finish Line in Pit Lane, D = Time Disallowed

P16		71 S		James HIND		Honda - Mortimer Racing / Victoria House Academy						
IDEAL LAP TIME : 1:43.751		BEST LAP TIME : 1:44.233		DIFFERENCE : 0.482								
LAP	SECTOR 1	SECTOR 2	SECTOR 3	SECTOR 4	SECTOR 5	LAP TIME	MPH	DIFF	TIME OF DAY			
1-		109.1	28.095	13.490	117.9	13.100	27.624	87.9	1:49.621	81.68	5.388	14:02:12.017
2-	22.877	111.8	28.666	13.412	120.0	13.226	27.414	88.7	1:45.595	84.79	1.362	14:03:57.612
3-	22.571	117.1	28.027	13.654	116.7	13.028	27.802	88.5	1:45.082	85.21	0.849	14:05:42.694
4-	22.787	115.5	28.500	13.488	116.3	13.277	27.750	88.8	1:45.802	84.63	1.569	14:07:28.496
5-	22.790	115.1	28.085	13.501	116.7	12.922	27.577	87.8	1:44.875	85.38	0.642	14:09:13.371
6-	22.772	114.5	27.910	13.456	117.7	12.934	27.465	89.0	1:44.537 (3)	85.65	0.304	14:10:57.908
7-	22.510	118.3	28.498	13.377	116.5	12.899	27.418	88.8	1:44.702	85.52	0.469	14:12:42.610
8-	22.604	115.7	27.938	13.480	117.1	12.973	27.239	88.3	1:44.234 (2)	85.90	0.001	14:14:26.844
9-	22.705	116.3	28.123	13.389	116.9	12.838	27.178	88.5	1:44.233 (1)	85.90		14:16:11.077
10-	22.817	114.9	27.848	13.513	116.1	13.075	27.563	87.9	1:44.816	85.43	0.583	14:17:55.893
11-	22.954	113.7	28.020	13.543	115.3	13.077	27.810	87.6	1:45.404	84.95	1.171	14:19:41.297
12-	23.278	113.1	28.171	13.638	114.9	12.967	27.607	87.7	1:45.661	84.74	1.428	14:21:26.958

P17		57 S		Josh HIATT		Honda - Sorrymate.com						
IDEAL LAP TIME : 1:44.730		BEST LAP TIME : 1:45.153		DIFFERENCE : 0.423								
LAP	SECTOR 1	SECTOR 2	SECTOR 3	SECTOR 4	SECTOR 5	LAP TIME	MPH	DIFF	TIME OF DAY			
1-		94.9	29.419	13.668	117.7	13.180	27.632	89.9	1:52.663	79.47	7.510	14:02:15.059
2-	22.953	108.5	28.515	13.749	117.5	13.028	27.516	89.4	1:45.761	84.66	0.608	14:04:00.820
3-	22.950	109.2	28.607	13.702	117.3	13.045	27.471	89.1	1:45.775	84.65	0.622	14:05:46.595
4-	23.043	105.5	29.312	13.862	117.5	12.938	27.317	88.6	1:46.472	84.10	1.319	14:07:33.067
5-	23.061	105.3	29.508	13.742	117.3	13.178	27.722	89.4	1:47.211	83.52	2.058	14:09:20.278
6-	22.908	107.8	28.951	13.739	116.7	12.940	27.289	88.8	1:45.827	84.61	0.674	14:11:06.105
7-	23.015	110.7	28.575	13.643	115.7	12.941	27.075	89.4	1:45.249 (3)	85.07	0.096	14:12:51.354
8-	22.967	109.2	28.729	13.657	116.1	12.940	27.080	89.1	1:45.373	84.97	0.220	14:14:36.727
9-	22.827	110.0	28.656	13.612	116.1	12.984	27.074	89.0	1:45.153 (1)	85.15		14:16:21.880
10-	22.960	111.4	28.823	13.984	115.7	13.132	27.188	88.7	1:46.087	84.40	0.934	14:18:07.967
11-	23.069	107.5	28.591	13.640	115.9	13.041	27.014	89.0	1:45.355	84.99	0.202	14:19:53.322
12-	22.914	111.1	28.680	13.779	116.3	12.762	27.093	89.1	1:45.228 (2)	85.09	0.075	14:21:38.550

P18		66 S		Annabel THOMAS		Honda - Four Anjels Racing						
IDEAL LAP TIME : 1:44.329		BEST LAP TIME : 1:44.900		DIFFERENCE : 0.571								
LAP	SECTOR 1	SECTOR 2	SECTOR 3	SECTOR 4	SECTOR 5	LAP TIME	MPH	DIFF	TIME OF DAY			
1-		97.6	29.526	13.628	120.6	13.377	28.192	89.1	1:53.851	78.65	8.951	14:02:16.247
2-	23.183	103.4	29.096	13.762	118.5	13.081	27.683	88.4	1:46.805	83.83	1.905	14:04:03.052
3-	22.882	104.0	29.075	13.688	118.5	13.117	27.650	89.0	1:46.412	84.14	1.512	14:05:49.464
4-	23.307	102.4	28.872	13.634	118.5	13.253	27.395	89.2	1:46.461	84.11	1.561	14:07:35.925
5-	22.969	103.7	28.913	13.584	118.7	13.254	27.549	89.3	1:46.269	84.26	1.369	14:09:22.194
6-	22.967	103.2	28.526	13.558	118.9	13.096	27.511	89.4	1:45.658	84.74	0.758	14:11:07.852
7-	22.813	109.8	28.434	13.468	118.9	12.989	27.316	89.7	1:45.020 (3)	85.26	0.120	14:12:52.872
8-	22.764	110.1	28.148	13.341	120.6	13.192	27.455	89.7	1:44.900 (1)	85.36		14:14:37.772
9-	22.745	109.1	28.387	13.419	117.7	12.990	27.370	89.0	1:44.911 (2)	85.35	0.011	14:16:22.683
10-	22.760	108.9	28.261	13.726	115.3	13.289	27.611	89.2	1:45.647	84.75	0.747	14:18:08.330
11-	22.994	104.5	28.441	13.570	119.6	13.301	27.106	89.1	1:45.412	84.94	0.512	14:19:53.742
12-	22.819	103.5	28.516	13.729	118.1	13.327	27.517	88.6	1:45.908	84.54	1.008	14:21:39.650

MCRCB BULLETIN TK152

2019 Bennetts British Superbike Championship - Round 11

2019 HEL Performance British Motostar Championship

RACE 2 - SECTOR ANALYSIS



SECTOR 1 = FL to I1, SECTOR 2 = I1 to I2, SECTOR 3 = I2 to I3, SECTOR 4 = I3 to I4, SECTOR 5 = I4 to FL, DIFF = Difference To Personal Best Lap, P = Crossed Finish Line in Pit Lane, D = Time Disallowed

P19		97 S		Josh CORNER			Honda - Banks Racing					
IDEAL LAP TIME : 1:44.795		BEST LAP TIME : 1:45.317			DIFFERENCE : 0.522							
LAP	SECTOR 1	SECTOR 2	SECTOR 3	SECTOR 4	SECTOR 5	LAP TIME	MPH	DIFF	TIME OF DAY			
1 -		103.0	28.930	13.734	118.7	13.187	28.171	88.3	1:52.402	79.66	7.085	14:02:14.798
2 -	22.994	115.5	28.400	13.535	118.7	13.037	27.699	87.4	1:45.665	84.74	0.348	14:04:00.463
3 -	23.122	114.3	28.249	13.604	117.5	13.249	28.442	87.4	1:46.666	83.94	1.349	14:05:47.129
4 -	22.772	115.7	29.068	13.810	115.9	13.096	27.841	87.6	1:46.587	84.01	1.270	14:07:33.716
5 -	22.798	113.1	28.860	13.702	114.9	13.208	28.203	88.4	1:46.771	83.86	1.454	14:09:20.487
6 -	22.795	112.2	28.521	13.597	114.9	13.149	28.051	87.0	1:46.113	84.38	0.796	14:11:06.600
7 -	22.886	114.5	28.463	13.598	116.1	13.079	27.632	87.8	1:45.658	84.74	0.341	14:12:52.258
8 -	22.849	114.3	28.163	13.516	116.1	13.048	27.741	87.7	1:45.317 (1)	85.02		14:14:37.575
9 -	23.065	107.5	28.455	13.447	115.5	13.070	27.616	87.3	1:45.653	84.75	0.336	14:16:23.228
10 -	22.739	116.3	28.049	13.712	113.5	13.298	27.627	87.4	1:45.425 (2)	84.93	0.108	14:18:08.653
11 -	22.744	107.5	28.495	13.703	115.7	13.130	27.579	88.1	1:45.651 (3)	84.75	0.334	14:19:54.304
12 -	22.683	115.7	28.218	13.555	116.1	13.480	27.758	87.7	1:45.694	84.72	0.377	14:21:39.998

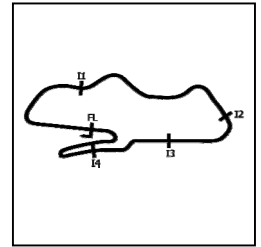
P20		18 S		Jodie FIELDHOUSE			Honda - Go Pink Racing					
IDEAL LAP TIME : 1:46.074		BEST LAP TIME : 1:46.551			DIFFERENCE : 0.477							
LAP	SECTOR 1	SECTOR 2	SECTOR 3	SECTOR 4	SECTOR 5	LAP TIME	MPH	DIFF	TIME OF DAY			
1 -		91.0	29.619	13.837	120.4	13.150	28.411	90.9	1:54.362	78.29	7.811	14:02:16.758
2 -	23.269	100.1	29.743	13.576	117.7	13.519	28.331	89.3	1:48.438	82.57	1.887	14:04:05.196
3 -	23.393	100.9	29.061	13.748	119.6	13.338	28.538	89.2	1:48.078	82.85	1.527	14:05:53.274
4 -	23.680	102.7	29.485	13.596	119.8	13.128	27.802	89.7	1:47.691	83.14	1.140	14:07:40.965
5 -	23.007	98.9	28.887	13.578	119.1	13.195	27.973	89.3	1:46.640 (3)	83.96	0.089	14:09:27.605
6 -	23.356	91.4	29.024	13.580	118.7	13.367	28.116	89.1	1:47.443	83.34	0.892	14:11:15.048
7 -	23.230	100.1	29.017	13.571	118.3	13.159	27.945	89.2	1:46.922	83.74	0.371	14:13:01.970
8 -	23.098	100.9	28.983	13.579	118.1	13.199	27.817	89.8	1:46.676	83.94	0.125	14:14:48.646
9 -	23.140	101.2	28.730	13.641	118.1	13.291	27.780	89.9	1:46.582 (2)	84.01	0.031	14:16:35.228
10 -	23.107	101.9	28.750	13.563	118.5	13.485	27.646	89.2	1:46.551 (1)	84.03		14:18:21.779
11 -	23.258	103.7	28.935	13.620	118.1	13.249	27.912	88.4	1:46.974	83.70	0.423	14:20:08.753
12 -	23.147	102.1	29.022	13.748	117.5	13.509	27.924	89.7	1:47.350	83.41	0.799	14:21:56.103

P21		69 S		Gary SCOTT			Honda - Oakmore Racing					
IDEAL LAP TIME : 1:46.271		BEST LAP TIME : 1:46.767			DIFFERENCE : 0.496							
LAP	SECTOR 1	SECTOR 2	SECTOR 3	SECTOR 4	SECTOR 5	LAP TIME	MPH	DIFF	TIME OF DAY			
1 -		106.0	29.337	13.945	118.5	13.692	28.218	87.6	1:53.066	79.19	6.299	14:02:15.462
2 -	23.614	110.7	29.807	13.872	117.5	13.652	27.916	88.3	1:48.861	82.25	2.094	14:04:04.323
3 -	23.427	109.8	29.088	13.937	116.3	13.320	27.767	87.7	1:47.539	83.26	0.772	14:05:51.862
4 -	23.416	109.4	29.116	13.964	115.9	13.484	27.690	88.1	1:47.670	83.16	0.903	14:07:39.532
5 -	23.329	109.4	29.182	13.851	115.5	13.623	31.844	89.1	1:51.829	80.07	5.062	14:09:31.361
6 -	23.503	113.5	28.994	13.706	117.5	13.394	27.684	88.6	1:47.281	83.46	0.514	14:11:18.642
7 -	23.107	112.5	28.767	14.326	115.1	13.309	27.560	89.1	1:47.069 (2)	83.63	0.302	14:13:05.711
8 -	22.981	110.3	28.887	13.863	115.5	13.375	27.661	89.2	1:46.767 (1)	83.86		14:14:52.478
9 -	23.080	110.9	28.998	13.941	115.3	13.645	27.684	87.6	1:47.348	83.41	0.581	14:16:39.826
10 -	23.206	107.7	29.127	13.990	114.9	13.470	27.965	88.1	1:47.758	83.09	0.991	14:18:27.584
11 -	23.242	112.4	28.715	14.105	114.9	13.362	27.841	89.3	1:47.265 (3)	83.47	0.498	14:20:14.849

Weather / Track : Cloudy / Dry

Donington Park GP
Circuit Length = 2.4873 miles
Start: 14:00 Flag 14:20 End: 14:22

RACE 2 - SECTOR ANALYSIS



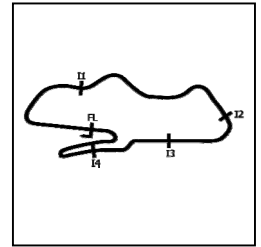
SECTOR 1 = FL to I1, SECTOR 2 = I1 to I2, SECTOR 3 = I2 to I3, SECTOR 4 = I3 to I4, SECTOR 5 = I4 to FL, DIFF = Difference To Personal Best Lap, P = Crossed Finish Line in Pit Lane, D = Time Disallowed

P22		35 S		Jeremy KNIGHT			Honda - Jeremy Knight Racing / SP125					
IDEAL LAP TIME : 1:46.891		BEST LAP TIME : 1:47.251			DIFFERENCE : 0.360							
LAP	SECTOR 1	SECTOR 2	SECTOR 3	SECTOR 4	SECTOR 5	LAP TIME	MPH	DIFF	TIME OF DAY			
1-		98.5	29.361	13.842	116.5	13.547	28.686	87.1	1:54.121	78.46	6.870	14:02:16.517
2-	23.634	100.4	29.253	14.025	115.7	13.946	28.630	85.4	1:49.488	81.78	2.237	14:04:06.005
3-	23.508	112.0	29.091	14.101	112.9	13.435	28.260	85.2	1:48.395	82.60	1.144	14:05:54.400
4-	23.394	109.6	29.078	13.737	115.7	13.256	28.460	87.0	1:47.925	82.96	0.674	14:07:42.325
5-	23.259	112.2	29.771	13.928	114.1	13.385	28.329	86.5	1:48.672	82.39	1.421	14:09:30.997
6-	23.351	111.6	29.112	13.819	113.9	13.297	28.205	86.7	1:47.784	83.07	0.533	14:11:18.781
7-	23.227	112.0	28.711	14.287	112.2	13.303	28.018	86.4	1:47.546 (3)	83.26	0.295	14:13:06.327
8-	23.223	112.9	28.852	13.842	114.3	13.228	28.106	85.9	1:47.251 (1)	83.49		14:14:53.578
9-	23.278	112.7	28.744	13.959	112.7	13.339	27.993	86.3	1:47.313 (2)	83.44	0.062	14:16:40.891
10-	23.300	111.4	28.897	13.903	112.4	13.510	28.192	85.7	1:47.802	83.06	0.551	14:18:28.693
11-	23.222	111.2	28.786	14.115	111.2	13.317	28.389	85.5	1:47.829	83.04	0.578	14:20:16.522

P23		48		Sharni PINFOLD			KTM - City Lifting/RS Racing					
IDEAL LAP TIME : 1:47.165		BEST LAP TIME : 1:47.760			DIFFERENCE : 0.595							
LAP	SECTOR 1	SECTOR 2	SECTOR 3	SECTOR 4	SECTOR 5	LAP TIME	MPH	DIFF	TIME OF DAY			
1-		102.2	29.564	13.668	119.8	13.463	28.534	89.8	1:53.418	78.95	5.658	14:02:15.814
2-	23.514	102.7	30.203	13.755	119.4	13.297	28.339	89.4	1:49.108	82.06	1.348	14:04:04.922
3-	23.331	104.8	29.141	13.941	119.1	13.195	28.654	88.0	1:48.262	82.71	0.502	14:05:53.184
4-	23.450	102.7	29.583	13.950	119.1	13.329	28.635	88.8	1:48.947	82.19	1.187	14:07:42.131
5-	23.328	101.3	29.666	13.720	118.5	13.512	28.376	89.5	1:48.602	82.45	0.842	14:09:30.733
6-	23.382	99.8	29.928	13.765	118.5	13.304	28.793	88.4	1:49.172	82.02	1.412	14:11:19.905
7-	23.260	103.7	29.190	13.749	118.5	13.270	28.291	89.4	1:47.760 (1)	83.09		14:13:07.665
8-	23.209	104.5	29.469	13.784	118.9	13.309	28.098	89.4	1:47.869 (2)	83.01	0.109	14:14:55.534
9-	23.087	100.1	29.434	13.716	118.9	13.287	28.443	88.4	1:47.967 (3)	82.93	0.207	14:16:43.501
10-	23.365	99.8	29.574	13.803	117.9	13.449	28.075	89.0	1:48.266	82.70	0.506	14:18:31.767
11-	23.239	102.4	29.360	13.667	117.7	13.320	28.752	89.0	1:48.338	82.65	0.578	14:20:20.105

P24		56 S		Bradley WILSON			Honda - B.Wilson Racing					
IDEAL LAP TIME : 1:46.875		BEST LAP TIME : 1:47.513			DIFFERENCE : 0.638							
LAP	SECTOR 1	SECTOR 2	SECTOR 3	SECTOR 4	SECTOR 5	LAP TIME	MPH	DIFF	TIME OF DAY			
1-		94.5	29.586	14.323	118.3	13.647	29.218	88.0	1:56.276	77.01	8.763	14:02:18.672
2-	23.574	111.8	29.387	13.582	118.5	13.382	29.047	88.0	1:48.972	82.17	1.459	14:04:07.644
3-	23.414	108.7	28.835	13.509	117.7	13.287	28.683	87.8	1:47.728 (3)	83.12	0.215	14:05:55.372
4-	23.409	111.4	29.118	13.522	118.3	13.611	28.552	88.4	1:48.212	82.74	0.699	14:07:43.584
5-	23.215	108.4	29.891	13.927	115.7	13.594	28.643	88.6	1:49.270	81.94	1.757	14:09:32.854
6-	23.167	111.1	28.805	13.457	118.5	13.527	28.666	87.8	1:47.622 (2)	83.20	0.109	14:11:20.476
7-	23.109	111.8	29.093	13.720	116.3	13.405	28.685	88.0	1:48.012	82.90	0.499	14:13:08.488
8-	23.083	112.2	29.076	13.783	116.7	13.479	28.438	87.8	1:47.859	83.02	0.346	14:14:56.347
9-	23.010	110.7	28.955	13.757	116.3	13.475	28.316	87.0	1:47.513 (1)	83.28		14:16:43.860
10-	23.115	99.7	29.699	13.843	115.9	13.384	28.328	88.0	1:48.369	82.62	0.856	14:18:32.229
11-	23.804	105.6	29.759	13.683	116.1	13.578	28.570	87.8	1:49.394	81.85	1.881	14:20:21.623

P25		72 S		Cameron HORSMAN			Honda - Nova Racing/SP 125					
IDEAL LAP TIME : 1:40.406		BEST LAP TIME : 1:40.801			DIFFERENCE : 0.395							
LAP	SECTOR 1	SECTOR 2	SECTOR 3	SECTOR 4	SECTOR 5	LAP TIME	MPH	DIFF	TIME OF DAY			
1-		114.9	27.635	13.026	123.3	12.601	26.752	90.8	1:45.407	84.95	4.606	14:02:07.803
2-	21.948	119.4	26.938	12.981	122.0	12.379	26.565	90.5	1:40.811 (2)	88.82	0.010	14:03:48.614
3-	22.294	117.5	27.111	13.041	123.1	12.293	26.431	90.5	1:41.170 (3)	88.50	0.369	14:05:29.784
4-	22.051	119.4	27.006	13.009	121.3	12.457	26.278	91.4	1:40.801 (1)	88.83		14:07:10.585
5-	22.025	118.3	27.238	13.098	118.9	12.456	26.479	91.1	1:41.296	88.39	0.495	14:08:51.881
6-	21.973	118.7	27.484	12.949	122.2	12.468	26.498	91.3	1:41.372	88.33	0.571	14:10:33.253
7-	22.005	116.9	27.225	13.169	120.2	12.353	26.567	91.5	1:41.319	88.37	0.518	14:12:14.572
8-	22.007	117.7	27.353	13.086	118.5	12.685	26.689	91.9	1:41.820	87.94	1.019	14:13:56.392
9-	22.036	115.9	27.351	13.271	118.7	12.677	26.679	92.0	1:42.014	87.77	1.213	14:15:38.406
10-	21.966	117.9	27.429	13.168	118.9	12.404	26.758	92.1	1:41.725	88.02	0.924	14:17:20.131
11-	22.037	119.6	27.258	13.212	118.3	12.504	26.309	90.8	1:41.320	88.37	0.519	14:19:01.451

MCRCB BULLETIN TK152**2019 Bennetts British Superbike Championship - Round 11****2019 HEL Performance British Motostar Championship****RACE 2 - SECTOR ANALYSIS**

SECTOR 1 = FL to I1, SECTOR 2 = I1 to I2, SECTOR 3 = I2 to I3, SECTOR 4 = I3 to I4, SECTOR 5 = I4 to FL, DIFF = Difference To Personal Best Lap, P = Crossed Finish Line in Pit Lane, D = Time Disallowed

P26		15 S		Pádraig GRAHAM				Honda - Graham6			
IDEAL LAP TIME : 1:47.689		BEST LAP TIME : 1:47.821		DIFFERENCE : 0.132							
LAP	SECTOR 1	SECTOR 2	SECTOR 3	SECTOR 4	SECTOR 5	LAP TIME	MPH	DIFF	TIME OF DAY		
1 -	97.1	30.233	<i>13.984</i> <i>118.7</i>	13.616	28.368	<i>88.0</i>	1:54.840	77.97	7.019	14:02:17.236	
2 -	23.340	102.6	29.481	14.275 116.5	13.479	28.222	<i>88.0</i>	1:48.797 (2)	82.30	0.976	14:04:06.033
3 -	<i>23.132</i>	107.0	<i>29.246</i>	14.116 116.3	<i>13.264</i>	<i>28.063</i>	87.1	<i>1:47.821</i> (1)	<i>83.04</i>		<i>14:05:53.854</i>
4 -	23.818	107.0	29.703	14.020 116.9	13.409	28.297	86.8	1:49.247 (3)	81.96	1.426	14:07:43.101
5 -	23.570	<i>107.5</i>	29.801	14.025 116.3	13.390	IN PIT		1:47.629 P	83.19		14:09:30.730

P27		17 S		Franco BOURNE				Honda - Franco Bourne / SP125			
IDEAL LAP TIME : 1:43.325		BEST LAP TIME : 1:43.701		DIFFERENCE : 0.376							
LAP	SECTOR 1	SECTOR 2	SECTOR 3	SECTOR 4	SECTOR 5	LAP TIME	MPH	DIFF	TIME OF DAY		
1 -	106.5	28.192	13.319 121.3	12.956	28.414	87.7	1:50.850	80.77	7.149	14:02:13.246	
2 -	22.718	110.0	28.044	<i>13.012</i> <i>122.0</i>	<i>12.753</i>	<i>27.174</i>	<i>88.6</i>	<i>1:43.701</i> (1)	<i>86.34</i>		<i>14:03:56.947</i>
3 -	<i>22.597</i>	<i>113.7</i>	<i>27.789</i>	13.406 116.9	12.851	31.232	59.0	1:47.875 (2)	83.00	4.174	14:05:44.822

Weather / Track : Cloudy / Dry

Results can be found at www.tsl-timing.com

Page 9 of 9

Donington Park GP
 Circuit Length = 2.4873 miles
 Start: 14:00 Flag 14:20 End: 14:22

Printed - 14:25 Saturday, 05 October 2019

MCRCB BULLETIN TK153

2019 Bennetts British Superbike Championship - Round 11

2019 HEL Performance British Motostar Championship

RACE 2 - BEST SECTORS

POS	SECTOR 1		SECTOR 2		SECTOR 3		SECTOR 4		SECTOR 5		IDEAL / BEST COMPARISON										
	NO	TIME	NO	TIME	NO	TIME	NO	TIME	NO	TIME	POS	NO	NAME	IDEAL	BEST	DIFF					
1	96	PAA	21.157	64	DUR	26.367	11	JON	12.620	70	WHA	12.010	70	WHA	25.386	1	70	WHATLEY	1:37.540	1:37.992	0.316
2	70	WHA	21.168	96	PAA	26.430	96	PAA	12.636	64	DUR	12.046	11	JON	25.567	2	96	PAASCH	1:37.906	1:38.353	0.447
3	11	JON	21.259	70	WHA	26.464	64	DUR	12.642	7	BES	12.063	96	PAA	25.617	3	11	JONES	1:38.034	1:38.333	0.299
4	64	DUR	21.365	11	JON	26.524	70	WHA	12.648	11	JON	12.064	64	DUR	25.618	4	64	DURHAM	1:38.038	1:38.416	0.378
5	14	NIX	21.456	14	NIX	26.664	45	SWA	12.675	96	PAA	12.066	7	BES	25.969	5	14	NIXON	1:39.059	1:39.157	0.098
6	45	SWA	21.468	45	SWA	26.727	14	NIX	12.771	45	SWA	12.102	14	NIX	26.040	6	7	BEST	1:39.171	1:39.321	0.150
7	7	BES	21.545	7	BES	26.776	7	BES	12.818	14	NIX	12.128	19	OGD	26.148	7	45	SWANN	1:39.176	1:39.535	0.359
8	19	OGD	21.944	19	OGD	26.924	72	HOR	12.949	19	OGD	12.280	45	SWA	26.204	8	19	OGDEN	1:40.324	1:40.562	0.238
9	72	HOR	21.948	72	HOR	26.938	17	BOU	13.012	72	HOR	12.293	20	HAR	26.230	9	72	HORSMAN	1:40.406	1:40.801	0.395
10	20	HAR	22.207	77	LYO	27.427	19	OGD	13.028	77	LYO	12.458	72	HOR	26.278	10	20	HART	1:41.747	1:41.916	0.169
11	16	CLA	22.240	88	LEI	27.617	54	BUR	13.062	88	LEI	12.508	16	CLA	26.518	11	77	LYONS	1:41.924	1:42.313	0.389
12	77	LYO	22.270	16	CLA	27.625	20	HAR	13.084	20	HAR	12.571	77	LYO	26.572	12	16	CLARIDGE	1:42.165	1:42.583	0.418
13	88	LEI	22.272	20	HAR	27.655	16	CLA	13.130	16	CLA	12.652	88	LEI	26.819	13	88	LEIGH	1:42.418	1:42.828	0.410
14	54	BUR	22.341	17	BOU	27.789	77	LYO	13.197	23	GRA	12.659	23	GRA	26.819	14	23	GRAHAM	1:43.015	1:43.334	0.319
15	23	GRA	22.427	71	HIN	27.848	88	LEI	13.202	54	BUR	12.737	37	TIN	26.984	15	54	BURMAN	1:43.267	1:43.968	0.701
16	37	TIN	22.429	23	GRA	27.852	23	GRA	13.258	17	BOU	12.753	57	HIA	27.014	16	17	BOURNE	1:43.325	1:43.701	0.376
17	71	HIN	22.510	54	BUR	27.880	37	TIN	13.296	57	HIA	12.762	66	THO	27.106	17	37	TINKER	1:43.627	1:43.987	0.360
18	17	BOU	22.597	97	COR	28.049	66	THO	13.341	71	HIN	12.838	17	BOU	27.174	18	71	HIND	1:43.751	1:44.233	0.482
19	97	COR	22.683	37	TIN	28.060	71	HIN	13.377	37	TIN	12.858	71	HIN	27.178	19	66	THOMAS	1:44.329	1:44.900	0.571
20	66	THO	22.745	66	THO	28.148	97	COR	13.447	66	THO	12.989	54	BUR	27.247	20	57	HIATT	1:44.730	1:45.153	0.423
21	57	HIA	22.827	57	HIA	28.515	56	WIL	13.457	97	COR	13.037	69	SCO	27.560	21	97	CORNER	1:44.795	1:45.317	0.522
22	69	SCO	22.981	35	KNI	28.711	18	FIE	13.563	18	FIE	13.128	97	COR	27.579	22	18	FIELDHOUSE	1:46.074	1:46.551	0.477
23	18	FIE	23.007	69	SCO	28.715	57	HIA	13.612	48	PIN	13.195	18	FIE	27.646	23	69	SCOTT	1:46.271	1:46.767	0.496
24	56	WIL	23.010	18	FIE	28.730	48	PIN	13.667	35	KNI	13.228	35	KNI	27.993	24	56	WILSON	1:46.875	1:47.513	0.638
25	48	PIN	23.087	56	WIL	28.805	69	SCO	13.706	15	GRA	13.264	15	GRA	28.063	25	35	KNIGHT	1:46.891	1:47.251	0.360
26	15	GRA	23.132	48	PIN	29.141	35	KNI	13.737	56	WIL	13.287	48	PIN	28.075	26	48	PINFOLD	1:47.165	1:47.760	0.595
27	35	KNI	23.222	15	GRA	29.246	15	GRA	13.984	69	SCO	13.309	56	WIL	28.316	27	15	GRAHAM	1:47.689	1:47.821	0.132

Weather / Track : Cloudy / Dry

Results can be found at www.tsl-timing.com

Donington Park GP
 Circuit Length = 2.4873 miles
 Start: 14:00 Flag 14:20 End: 14:22

Printed - 14:25 Saturday, 05 October 2019

MCRCB BULLETIN TK154**2019 Bennetts British Superbike Championship - Round 11****2019 HEL Performance British Motostar Championship****RACE 2 - BEST SPEEDS**

POS	INTERMEDIATE 1		INTERMEDIATE 2		INTERMEDIATE 3		INTERMEDIATE 4		FINISH LINE				
	NO	NAME	MPH	NO	NAME	MPH	NO	NAME	MPH	NO	NAME	MPH	
1	7	BEST	122.4			70	WHATLEY	132.1			70	WHATLEY	98.5
2	96	PAASCH	122.2			11	JONES	132.1			11	JONES	97.8
3	11	JONES	120.9			96	PAASCH	131.3			96	PAASCH	97.6
4	64	DURHAM	120.4			45	SWANN	131.3			54	BURMAN	96.4
5	45	SWANN	120.4			14	NIXON	130.3			45	SWANN	96.1
6	70	WHATLEY	120.0			54	BURMAN	128.5			64	DURHAM	96.0
7	72	HORSMAN	119.6			64	DURHAM	128.3			14	NIXON	95.8
8	77	LYONS	119.1			7	BEST	126.1			23	GRAHAM	93.8
9	14	NIXON	118.7			23	GRAHAM	124.0			7	BEST	93.7
10	71	HIND	118.3			16	CLARIDGE	123.3			72	HORSMAN	92.1
11	20	HART	117.3			72	HORSMAN	123.3			16	CLARIDGE	91.9
12	19	OGDEN	117.1			20	HART	122.9			19	OGDEN	91.8
13	88	LEIGH	117.1			88	LEIGH	122.9			20	HART	91.1
14	16	CLARIDGE	116.5			77	LYONS	122.0			77	LYONS	91.0
15	97	CORNER	116.3			17	BOURNE	122.0			88	LEIGH	90.9
16	23	GRAHAM	115.5			19	OGDEN	121.3			18	FIELDHOUSE	90.9
17	17	BOURNE	113.7			37	TINKER	121.3			37	TINKER	90.8
18	69	SCOTT	113.5			66	THOMAS	120.6			57	HIATT	89.9
19	35	KNIGHT	112.9			18	FIELDHOUSE	120.4			48	PINFOLD	89.8
20	56	WILSON	112.2			71	HIND	120.0			66	THOMAS	89.7
21	37	TINKER	111.6			48	PINFOLD	119.8			69	SCOTT	89.3
22	57	HIATT	111.4			97	CORNER	118.7			71	HIND	89.0
23	54	BURMAN	110.1			15	GRAHAM	118.7			56	WILSON	88.6
24	66	THOMAS	110.1			69	SCOTT	118.5			17	BOURNE	88.6
25	15	GRAHAM	107.5			56	WILSON	118.5			97	CORNER	88.4
26	48	PINFOLD	104.8			57	HIATT	117.7			15	GRAHAM	88.0
27	18	FIELDHOUSE	103.7			35	KNIGHT	116.5			35	KNIGHT	87.1

Weather / Track : Cloudy / Dry

Results can be found at www.tsl-timing.comDonington Park GP
Circuit Length = 2.4873 miles
Start: 14:00 Flag 14:20 End: 14:22

Printed - 14:25 Saturday, 05 October 2019

MCRCB BULLETIN TK155

2019 Bennetts British Superbike Championship - Round 11

2019 HEL Performance British Motostar Championship

RACE 2 - STATISTICS

Competitors Started 27
Planned Start 2019-10-05 @ 14:00:00.000
Actual Start 2019-10-05 @ 14:00:22.395
Finish Time 2019-10-05 @ 14:20:12.812
Track Length 2.4873mi.
Total Laps 303
Total Distance Covered 753.6667mi.

Session Fastest Lap History

NO	CL	NAME	LAP TIME	TIME OF DAY	LAP	VEHICLE
70		Joshua WHATLEY	1:39.137	14:03:44.061	2	KTM
64		Asher DURHAM	1:38.977	14:03:44.718	2	Mahindra
96		Brandon PAASCH	1:38.968	14:03:45.392	2	KTM
64		Asher DURHAM	1:38.932	14:05:23.651	3	Mahindra
11		Dan JONES	1:38.855	14:05:23.918	3	KTM
70		Joshua WHATLEY	1:38.786	14:07:01.890	4	KTM
64		Asher DURHAM	1:38.708	14:13:38.986	8	Mahindra
64		Asher DURHAM	1:38.417	14:15:17.402	9	Mahindra
96		Brandon PAASCH	1:38.353	14:15:17.694	9	KTM
11		Dan JONES	1:38.333	14:16:56.777	10	KTM
70		Joshua WHATLEY	1:37.992	14:18:34.447	11	KTM

Session Leader History

NO	CL	NAME	FROM LAP	LAPS LED	DISTANCE	VEHICLE
70		Joshua WHATLEY	1	5	12.39 miles	KTM
64		Asher DURHAM	6	7	17.41 miles	Mahindra

Flag History

TYPE	TIME OF DAY
GREEN	14:00:22.395
FINISH	14:20:12.812

Flag Statistics

TYPE	COUNT	TOTAL LAPS	TOTAL TIME
Green	1	12	22:03.287
Red	0	0	0.000
Safety Car	0	0	0.000
FCY	0	0	0.000

MCRCB BULLETIN TK155

2019 Bennetts British Superbike Championship - Round 11

2019 HEL Performance British Motostar Championship

RACE 2 - STATISTICS

CLASS :

10 Starters

Fastest Lap History

NO	NAME	LAP TIME	TIME OF DAY	LAP	VEHICLE
70	Joshua WHATLEY	1:39.137	14:03:44.061	2	KTM
64	Asher DURHAM	1:38.977	14:03:44.718	2	Mahindra
96	Brandon PAASCH	1:38.968	14:03:45.392	2	KTM
64	Asher DURHAM	1:38.932	14:05:23.651	3	Mahindra
11	Dan JONES	1:38.855	14:05:23.918	3	KTM
70	Joshua WHATLEY	1:38.786	14:07:01.890	4	KTM
64	Asher DURHAM	1:38.708	14:13:38.986	8	Mahindra
64	Asher DURHAM	1:38.417	14:15:17.402	9	Mahindra
96	Brandon PAASCH	1:38.353	14:15:17.694	9	KTM
11	Dan JONES	1:38.333	14:16:56.777	10	KTM
70	Joshua WHATLEY	1:37.992	14:18:34.447	11	KTM

Leader History

NO	NAME	FROM LAP	LAPS LED	DISTANCE	VEHICLE
70	Joshua WHATLEY	1	5	12.39 miles	KTM
64	Asher DURHAM	6	7	17.41 miles	Mahindra

Weather / Track : Cloudy / Dry

Results can be found at www.tsl-timing.com

Page 2 of 3

Donington Park GP
Circuit Length = 2.4873 miles
Start: 14:00 Flag 14:20 End: 14:22

Printed - 14:26 Saturday, 05 October 2019

MCRCB BULLETIN TK155

2019 Bennetts British Superbike Championship - Round 11

2019 HEL Performance British Motostar Championship

RACE 2 - STATISTICS

CLASS : S

17 Starters

Fastest Lap History

NO	NAME	LAP TIME	TIME OF DAY	LAP	VEHICLE
72	Cameron HORSMAN	1:40.811	14:03:48.630	2	Honda
72	Cameron HORSMAN	1:40.801	14:07:10.599	4	Honda
19	Scott OGDEN	1:40.562	14:07:10.815	4	Honda

Leader History

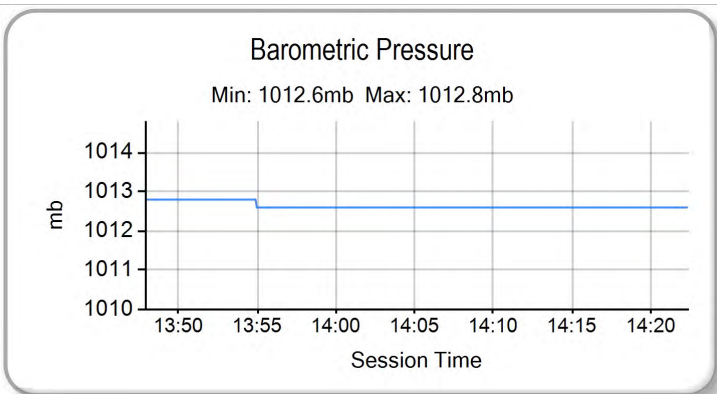
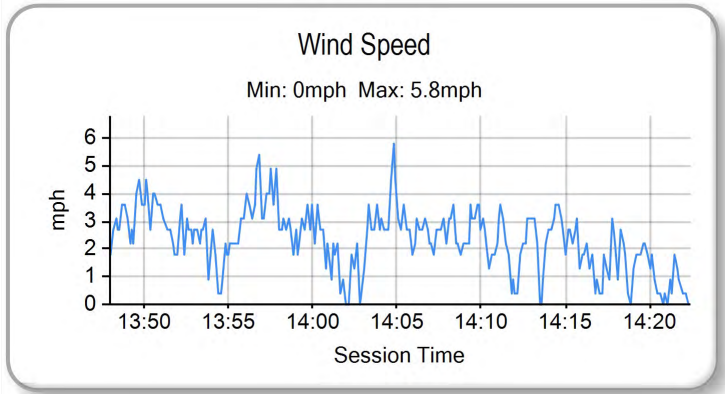
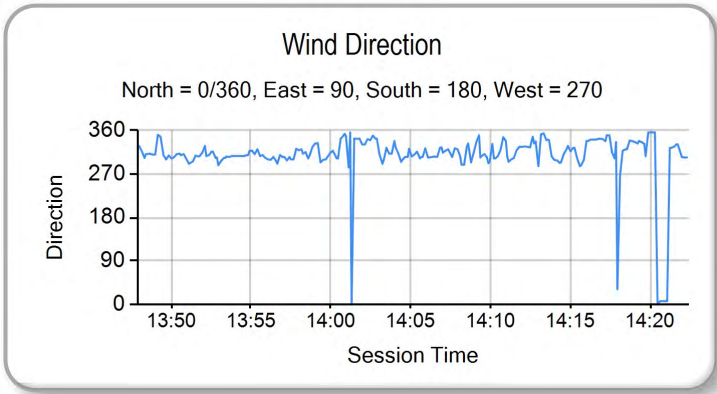
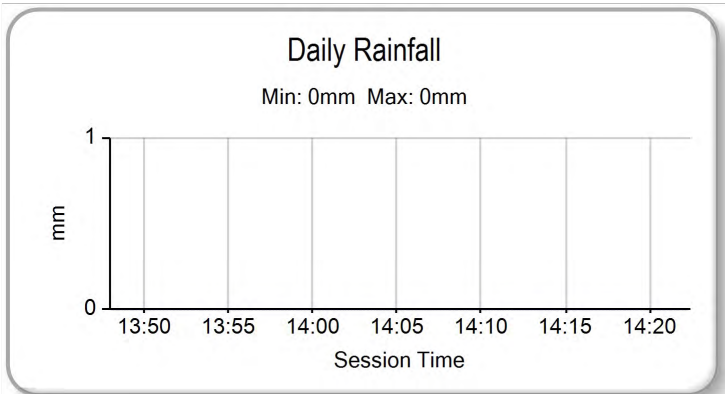
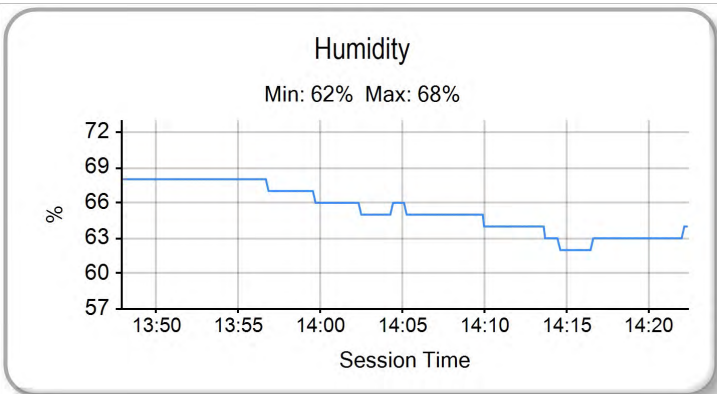
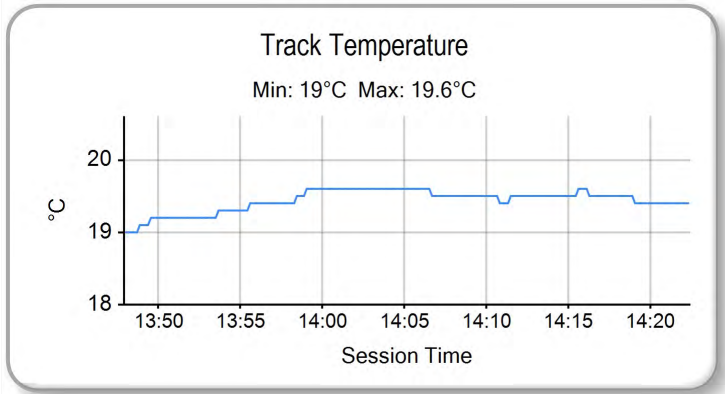
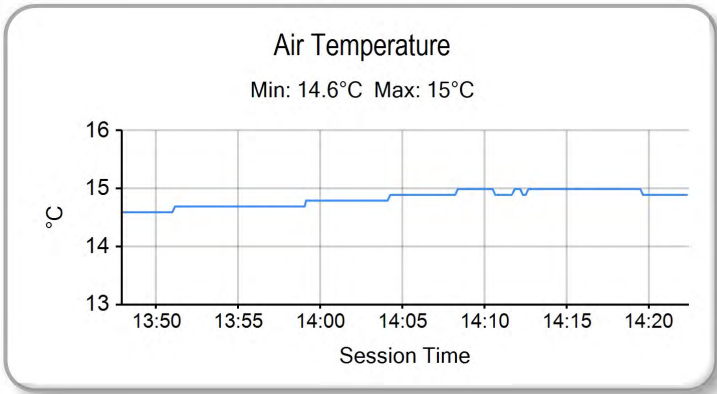
NO	NAME	FROM LAP	LAPS LED	DISTANCE	VEHICLE
72	Cameron HORSMAN	1	7	17.37 miles	Honda
19	Scott OGDEN	8	3	7.46 miles	Honda
72	Cameron HORSMAN	11	1	2.48 miles	Honda
19	Scott OGDEN	12	1	2.48 miles	Honda

MCRCB BULLETIN TK156

2019 Bennetts British Superbike Championship - Round 11

2019 HEL Performance British Motostar Championship

RACE 2 - WEATHER CONDITIONS



Weather / Track : Cloudy / Dry

Results can be found at www.tsl-timing.com

Donington Park GP
Circuit Length = 2.4873 miles
Start: 14:00 Flag 14:20 End: 14:22

Printed - 14:26 Saturday, 05 October 2019

2019 HEL Performance British Motostar Championship

MOTO 3 GP POINTS AFTER ROUND 15

		TOTAL	GAP	DIFF																			Wins	Seconds	Thirds																		
					1	2	3	4	5	6	7	8	9	10	11	12	13	14	15	16	17	18																					
						4th-6th May		Oulton Park International		14th-16th June		Brands Hatch GP		28th-30th June		Knockhill		2nd-3rd August		Thrupton		16th-18th August		Cadwell Park		6th-8th September		Oulton Park International		20th-22nd September		TT Circuit Assen		4th-6th October		Donington Park GP		18th-20th October		Brands Hatch GP			
1	Brandon PAASCH	247			25	25	20	25	20	20	20	20	20	20	25	20	11	16																					4	6	1		
2	Joshua WHATLEY	228	19		11	10	9	11	13	16	16	25	20	16	20	16	25	20																						2	3	4	
3	Asher DURHAM	227	20	1	13	13	13	13	11	11	25	25	13	25	13	11	16	25																						4	0	1	
4	Dan JONES	164	83	63	20	25			11	16	16	25	25	13	13	13	13																							3	1	2	
5	Scott SWANN	145	102	19	20	16	16	16	20	13	16	16	16	16	16	16	16	16																							0	2	4
6	Jack NIXON	121	126	24	16	10	20							11	10	13	10	20	11																						0	2	1
7	Victor RODRIGUEZ	110	137	11		11	16	25	25	13	20	20	20	20	20	20	20	20																							2	1	1
8	Edmund BEST	110	137	0	10	11	8	10	13	10	10	10	10	16	6	7	9	9																							0	0	1
9	Sam BURMAN	99	148	11	6	8	3	6	7	8	9	11	7	9	8	9	8	8																							0	0	0
10	Jamie DAVIS	84	163	15	9	9	6	9	9	10	9	9	9	8	7	8	8	8																							0	0	0
11	Sharni PINFOLD	79	168	5	7	6	5	8			8	10	6	7	7	4	5	6																							0	0	0
12	Jerry van de BUNT	76	171	3		7	10						8	10	9	10	13	9																							0	0	0
13	Jake ARCHER	46	201	30									11	13	11	11																									0	0	0
14	Harry LEIGH	38	209	8	8	7	1	5	8	9																														0	0	0	
15	Connor SELLORS	21	226	17	5	5	4	7																																	0	0	0
16	Thomas SNOW	16	231	5						7	9																														0	0	0
17	Osian JONES	11	236	5												5	6																								0	0	0
18	Bradley WILSON	10	237	1	4			6																																	0	0	0
19	Ryan van de LAGEMAAT	9	238	1												9																									0	0	0
20	Cahal GRAHAM	7	240	2													7																								0	0	0
21	Raul RODRIGUEZ	6	241	1			2	4																																	0	0	0

2019 HEL Performance British Motostar Championship

MOTO 3 STANDARD POINTS AFTER ROUND 15

		TOTAL	GAP	DIFF																			Wins	Seconds	Thirds																
					1	2	3	4	5	6	7	8	9	10	11	12	13	14	15	16	17	18																			
						4th-6th May		Oulton Park International		14th-16th June		Brands Hatch GP		28th-30th June		Knockhill		2nd-3rd August		Thruxton		16th-18th August		Cadwell Park		6th-8th September		Oulton Park International		20th-22nd September		TT Circuit Assen		4th-6th October		Donington Park GP		18th-20th October		Brands Hatch GP	
1	Scott OGDEN	282			20	25	25	25	20	7				25	25	25	20	20	20	20	20	25														7	5	0			
2	Cameron HORSMAN	245	37		25	20	20	20	25	20				20	20	25	25	25	25	25	25																5	6	0		
3	Franco BOURNE	227	55	18	11	13	11	16	13	16	25	25	16	16	20	16	13	16																			2	1	6		
4	Harvey CLARIDGE	149	133	78	10	10	10		16	25			11	11	16		16	13	11																		1	0	3		
5	Josh HIATT	124	158	25	6	9	8		11	11	13	16	10		13	9	10	8																				0	0	1	
6	Corey TINKER	105	177	19	7	4	6	9	10				8	9	10	10	11	11	10																			0	0	0	
7	Jodie FIELDHOUSE	99	183	6	5	7	9				16	20	7	7	5	9	9	5																				0	1	1	
8	Charlie FARRER	87	195	12	16	16	16			13			13	13																								0	0	3	
9	Jeremy KNIGHT	83	199	4	9			11			20	13	10		7	10	3																					0	1	0	
10	Jamie LYONS	63	219	20		6			8	9					11	13		16																				0	0	1	
11	Annabel THOMAS	55	227	8	8	8	7	10	7								8	7																				0	0	0	
12	Rhys IRWIN	50	232	5	13	11	13	13																														0	0	0	
13	Jack HART	40	242	10											9	11		20																				0	1	0	
14	Ross MAGUIRE	32	250	8			5	8	9	10																												0	0	0	
15	Kyal TINKER	32	250	0	4	5	2	7	6	8																												0	0	0	
16	Louis RENDELL	31	251	1									9	8	8	6																						0	0	0	
17	Harry LEIGH	21	261	10												8		13																				0	0	0	
18	Bradley WILSON	20	262	1							11						7	2																				0	0	0	
19	Calum BEACH	14	268	6	3	3	3	5																														0	0	0	
20	Ash BARNES	10	272	4			4	6																														0	0	0	
21	James HIND	9	273	1														9																				0	0	0	
22	Josh CORNER	6	276	3														6																				0	0	0	
23	Gary SCOTT	4	278	2														4																				0	0	0	



ROW 9	27	15	Pádraig GRAHAM	1:47.821	26	48	Sharni PINFOLD	1:47.760	25	56	Bradley WILSON	1:47.513
ROW 8	24	35	Jeremy KNIGHT	1:47.251	23	69	Gary SCOTT	1:46.767	22	18	Jodie FIELDHOUSE	1:46.551
ROW 7	21	97	Josh CORNER	1:45.317	20	57	Josh HIATT	1:45.153	19	66	Annabel THOMAS	1:44.900
ROW 6	18	71	James HIND	1:44.233	17	37	Corey TINKER	1:43.987	16	54	Sam BURMAN	1:43.968
ROW 5	15	17	Franco BOURNE	1:43.701	14	23	Cahal GRAHAM	1:43.334	13	88	Harry LEIGH	1:42.828
ROW 4	12	16	Harvey CLARIDGE	1:42.583	11	77	Jamie LYONS	1:42.313	10	20	Jack HART	1:41.916
ROW 3	9	72	Cameron HORSMAN	1:40.801	8	19	Scott OGDEN	1:40.562	7	45	Scott SWANN	1:39.535
ROW 2	6	7	Edmund BEST	1:39.321	5	14	Jack NIXON	1:39.157	4	64	Asher DURHAM	1:38.416
ROW 1	3	96	Brandon PAASCH	1:38.353	2	11	Dan JONES	1:38.333	1	70	Joshua WHATLEY	1:37.992
												Pole

Donington Park GP
Circuit Length = 2.4873 miles

These results are provisional until the conclusion of any judicial and technical matters.

Race Director :	Stewards :	Timekeeper :
-----------------	------------	--------------

Results can be found at www.britishsuperbike.com

Printed - 14:23 Saturday, 05 October 2019





POS	NO	CL	PIC NAME	NAT	ENTRY	TIME	ON	LAPS	GAP	DIFF	MPH
1	96		1 Brandon PAASCH	USA	KTM - FPW Racing	1:48.775	5	5			82.32
2	11		2 Dan JONES	GBR	KTM - City Lifting/RS Racing	1:49.490	4	5	0.715	0.715	81.78
3	45		3 Scott SWANN	GBR	IFS KTM - IFS Team Swann Racing	1:49.815	4	5	1.040	0.325	81.54
4	14		4 Jack NIXON	GBR	KTM - Santander Salt	1:50.226	5	5	1.451	0.411	81.23
5	7		5 Edmund BEST	GBR	KTM - SymCirrus Motorsport	1:50.691	5	5	1.916	0.465	80.89
6	64		6 Asher DURHAM	GBR	Mahindra - Microlise Cresswell Racing	1:52.072	4	4	3.297	1.381	79.89
7	70		7 Joshua WHATLEY	GBR	KTM - KRP	1:52.078	4	5	3.303	0.006	79.89
8	72	S	1 Cameron HORSMAN	GBR	Honda - Nova Racing/SP 125	1:55.329	4	4	6.554	3.251	77.64
9	17	S	2 Franco BOURNE	GBR	Honda - Franco Bourne / SP125	1:55.488	4	4	6.713	0.159	77.53
10	20	S	3 Jack HART	GBR	Honda - Hart Racing / KRP	1:55.760	3	3	6.985	0.272	77.35
11	23		8 Cahal GRAHAM	GBR	KTM - North West Racing	1:55.889	4	4	7.114	0.129	77.26
12	88	S	4 Harry LEIGH	GBR	Honda - Performance Moto 88 Racing	1:56.091	4	4	7.316	0.202	77.13
13	69	S	5 Gary SCOTT	GBR	Honda - Oakmore Racing	1:56.457	4	4	7.682	0.366	76.89
14	71	S	6 James HIND	GBR	Honda - Mortimer Racing / Victoria House Academy	1:56.873	4	4	8.098	0.416	76.61
15	16	S	7 Harvey CLARIDGE	GBR	Honda - Nova Racing/SP 125	1:57.168	4	4	8.393	0.295	76.42
16	35	S	8 Jeremy KNIGHT	GBR	Honda - Jeremy Knight Racing / SP125	1:57.818	4	4	9.043	0.650	76.00
17	57	S	9 Josh HIATT	GBR	Honda - Sorrymate.com	1:58.102	4	4	9.327	0.284	75.81
18	37	S	10 Corey TINKER	GBR	Honda - Microlise Cresswell Racing	1:58.513	3	4	9.738	0.411	75.55
19	97	S	11 Josh CORNER	GBR	Honda - Banks Racing	1:58.780	3	4	10.005	0.267	75.38
20	15	S	12 Pádraig GRAHAM	GBR	Honda - Graham6	2:01.210	4	4	12.435	2.430	73.87
21	66	S	13 Annabel THOMAS	GBR	Honda - Four Anjels Racing	2:01.690	4	4	12.915	0.480	73.58
22	18	S	14 Jodie FIELDHOUSE	GBR	Honda - Go Pink Racing	2:02.040	3	4	13.265	0.350	73.37
23	48		9 Sharni PINFOLD	AUS	KTM - City Lifting/RS Racing	2:02.421	3	4	13.646	0.381	73.14
24	54		10 Sam BURMAN	GBR	KTM - TeamWNT Burman Racing	2:02.807	3	4	14.032	0.386	72.91
25	56	S	15 Bradley WILSON	GBR	Honda - B.Wilson Racing	2:05.909	4	4	17.134	3.102	71.11
26	77	S	16 Jamie LYONS	GBR	Honda - C&M Motors Ltd Racing			0			

Weather / Track : Cloudy / Wet

These results are provisional until the conclusion of any judicial and technical matters.

Donington Park GP

Circuit Length = 2.4873 miles

Start: 10:05 Flag 10:13 End: 10:15

Race Director :

Stewards :

Timekeeper :

Results can be found at www.britishsuperbike.com

Printed - 10:15 Sunday, 06 October 2019

MCRCB BULLETIN TK253

2019 Bennetts British Superbike Championship - Round 11

2019 HEL Performance British Motostar Championship

WARM UP - SECTOR ANALYSIS



SECTOR 1 = FL to I1, SECTOR 2 = I1 to I2, SECTOR 3 = I2 to I3, SECTOR 4 = I3 to I4, SECTOR 5 = I4 to FL, DIFF = Difference To Personal Best Lap, P = Crossed Finish Line in Pit Lane, D = Time Disallowed

P1 96		Brandon PAASCH					KTM - FPW Racing					
IDEAL LAP TIME : 1:48.775		BEST LAP TIME : 1:48.775					DIFFERENCE : 0.000					
LAP	SECTOR 1	SECTOR 2	SECTOR 3	SECTOR 4	SECTOR 5	LAP TIME	MPH	DIFF	TIME OF DAY			
1-	OUTLAP	84.8	35.078	15.111	119.8	15.559	29.742	91.0		10:07:06.861		
2-	24.880	98.8	30.994	14.750	119.1	13.989	28.513	92.6	1:53.126	79.15	4.351	10:08:59.987
3-	24.052	101.9	30.137	14.268	119.1	13.663	28.410	91.9	1:50.530 (3)	81.01	1.755	10:10:50.517
4-	23.888	105.5	29.970	14.356	121.1	13.670	28.095	92.9	1:49.979 (2)	81.41	1.204	10:12:40.496
5-	23.557	109.1	29.496	14.160	122.0	13.499	28.063	92.9	1:48.775 (1)	82.32		10:14:29.271

P2 11		Dan JONES					KTM - City Lifting/RS Racing					
IDEAL LAP TIME : 1:49.227		BEST LAP TIME : 1:49.490					DIFFERENCE : 0.263					
LAP	SECTOR 1	SECTOR 2	SECTOR 3	SECTOR 4	SECTOR 5	LAP TIME	MPH	DIFF	TIME OF DAY			
1-	OUTLAP	85.1	32.237	14.749	119.8	14.373	29.533	91.6		10:07:01.249		
2-	24.549	91.3	30.524	14.323	120.4	13.629	28.686	90.9	1:51.711 (3)	80.15	2.221	10:08:52.960
3-	23.798	98.3	29.889	14.867	118.7	13.419	28.484	91.4	1:50.457 (2)	81.06	0.967	10:10:43.417
4-	23.370	98.8	30.152	14.262	121.3	13.389	28.317	91.1	1:49.490 (1)	81.78		10:12:32.907
5-	23.779	96.0	31.506	14.278	123.1	13.863	28.753	91.8	1:52.179	79.82	2.689	10:14:25.086

P3 45		Scott SWANN					IFS KTM - IFS Team Swann Racing					
IDEAL LAP TIME : 1:49.461		BEST LAP TIME : 1:49.815					DIFFERENCE : 0.354					
LAP	SECTOR 1	SECTOR 2	SECTOR 3	SECTOR 4	SECTOR 5	LAP TIME	MPH	DIFF	TIME OF DAY			
1-	OUTLAP	94.9	32.530	15.057	120.2	14.615	30.162	90.5		10:07:02.225		
2-	23.920	101.9	30.499	14.460	120.6	13.934	28.804	92.3	1:51.617	80.22	1.802	10:08:53.842
3-	23.512	100.3	29.984	14.591	119.6	13.870	28.959	92.0	1:50.916 (3)	80.73	1.101	10:10:44.758
4-	23.257	105.1	29.701	14.373	120.9	13.650	28.834	92.0	1:49.815 (1)	81.54		10:12:34.573
5-	23.473	107.5	29.847	14.529	120.0	13.552	28.578	91.0	1:49.979 (2)	81.41	0.164	10:14:24.552

P4 14		Jack NIXON					KTM - Santander Salt					
IDEAL LAP TIME : 1:50.226		BEST LAP TIME : 1:50.226					DIFFERENCE : 0.000					
LAP	SECTOR 1	SECTOR 2	SECTOR 3	SECTOR 4	SECTOR 5	LAP TIME	MPH	DIFF	TIME OF DAY			
1-	OUTLAP	80.6	34.731	15.407	115.3	15.877	31.319	89.7		10:07:08.149		
2-	25.511	89.4	31.402	14.719	118.5	14.354	30.463	90.6	1:56.449	76.89	6.223	10:09:04.598
3-	24.549	92.4	30.714	14.489	119.1	14.242	30.115	91.3	1:54.109 (3)	78.47	3.883	10:10:58.707
4-	24.176	96.2	30.044	14.438	119.6	14.051	29.095	91.5	1:51.804 (2)	80.09	1.578	10:12:50.511
5-	23.981	102.6	29.415	14.115	119.8	13.749	28.966	92.0	1:50.226 (1)	81.23		10:14:40.737

P5 7		Edmund BEST					KTM - SymCirrus Motorsport					
IDEAL LAP TIME : 1:50.334		BEST LAP TIME : 1:50.691					DIFFERENCE : 0.357					
LAP	SECTOR 1	SECTOR 2	SECTOR 3	SECTOR 4	SECTOR 5	LAP TIME	MPH	DIFF	TIME OF DAY			
1-	OUTLAP	94.9	32.568	15.104	115.9	14.611	29.934	88.3		10:07:00.781		
2-	24.439	98.3	30.792	14.728	116.3	13.625	29.009	90.3	1:52.593	79.52	1.902	10:08:53.374
3-	23.808	100.1	29.975	14.789	117.3	13.833	28.695	89.9	1:51.100 (3)	80.59	0.409	10:10:44.474
4-	23.843	103.4	30.043	14.646	117.3	13.686	28.805	89.2	1:51.023 (2)	80.65	0.332	10:12:35.497
5-	23.991	104.3	30.149	14.622	117.9	13.484	28.445	89.7	1:50.691 (1)	80.89		10:14:26.188

P6 64		Asher DURHAM					Mahindra - Microlise Cresswell Racing					
IDEAL LAP TIME : 1:51.858		BEST LAP TIME : 1:52.072					DIFFERENCE : 0.214					
LAP	SECTOR 1	SECTOR 2	SECTOR 3	SECTOR 4	SECTOR 5	LAP TIME	MPH	DIFF	TIME OF DAY			
1-	OUTLAP	79.6	35.955	16.446	93.0	16.364	33.517	89.5		10:07:29.360		
2-	24.956	89.7	30.809	14.575	118.7	14.281	29.394	91.0	1:54.015 (3)	78.53	1.943	10:09:23.375
3-	24.503	85.4	30.478	14.361	117.7	14.122	29.439	90.3	1:52.903 (2)	79.31	0.831	10:11:16.278
4-	23.811	101.0	30.492	14.389	120.4	14.294	29.086	91.4	1:52.072 (1)	79.89		10:13:08.350

Weather / Track : Cloudy / Wet

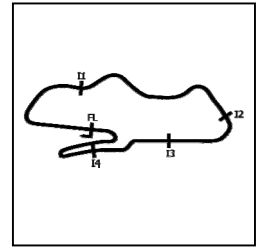
Donington Park GP
Circuit Length = 2.4873 miles
Start: 10:05 Flag 10:13 End: 10:15

MCRCB BULLETIN TK253

2019 Bennetts British Superbike Championship - Round 11

2019 HEL Performance British Motostar Championship

WARM UP - SECTOR ANALYSIS



SECTOR 1 = FL to I1, SECTOR 2 = I1 to I2, SECTOR 3 = I2 to I3, SECTOR 4 = I3 to I4, SECTOR 5 = I4 to FL, DIFF = Difference To Personal Best Lap, P = Crossed Finish Line in Pit Lane, D = Time Disallowed

P7 70		Joshua WHATLEY				KTM - KRP						
IDEAL LAP TIME : 1:51.773		BEST LAP TIME : 1:52.078				DIFFERENCE : 0.305						
LAP	SECTOR 1	SECTOR 2	SECTOR 3	SECTOR 4	SECTOR 5	LAP TIME	MPH	DIFF	TIME OF DAY			
1-	OUTLAP	78.2	34.664	15.407	121.7	15.215	29.645	90.8		10:07:06.045		
2-	25.003	88.7	31.985	14.765	122.9	14.215	28.463	93.9	1:54.431 (3)	78.25	2.353	10:09:00.476
3-	24.419	95.0	30.980	14.756	120.9	14.098	28.280	93.4	1:52.533 (2)	79.57	0.455	10:10:53.009
4-	24.161	93.5	30.694	14.793	121.5	14.196	28.234	93.4	1:52.078 (1)	79.89		10:12:45.087
5-	24.139	92.3	32.325	14.632	121.5	14.074	29.801	90.9	1:54.971	77.88	2.893	10:14:40.058

P8 72 S		Cameron HORSMAN				Honda - Nova Racing/SP 125						
IDEAL LAP TIME : 1:55.329		BEST LAP TIME : 1:55.329				DIFFERENCE : 0.000						
LAP	SECTOR 1	SECTOR 2	SECTOR 3	SECTOR 4	SECTOR 5	LAP TIME	MPH	DIFF	TIME OF DAY			
1-	OUTLAP	84.0	33.892	15.578	111.1	15.652	31.886	85.4		10:07:15.948		
2-	24.798	100.1	31.583	15.373	110.9	15.089	30.759	87.2	1:57.602 (3)	76.14	2.273	10:09:13.550
3-	24.703	96.9	31.234	15.210	110.7	14.725	30.661	87.1	1:56.533 (2)	76.84	1.204	10:11:10.083
4-	24.583	100.3	31.029	15.173	112.5	14.581	29.963	87.1	1:55.329 (1)	77.64		10:13:05.412

P9 17 S		Franco BOURNE				Honda - Franco Bourne / SP125						
IDEAL LAP TIME : 1:55.488		BEST LAP TIME : 1:55.488				DIFFERENCE : 0.000						
LAP	SECTOR 1	SECTOR 2	SECTOR 3	SECTOR 4	SECTOR 5	LAP TIME	MPH	DIFF	TIME OF DAY			
1-	OUTLAP	75.9	36.890	16.380	103.4	16.280	32.529	84.5		10:07:17.296		
2-	25.822	88.3	32.475	15.071	110.7	15.525	30.759	85.1	1:59.652 (3)	74.83	4.164	10:09:16.948
3-	25.196	91.1	31.592	14.763	112.0	14.926	30.643	84.9	1:57.120 (2)	76.45	1.632	10:11:14.068
4-	24.738	93.7	31.050	14.729	111.6	14.715	30.256	85.9	1:55.488 (1)	77.53		10:13:09.556

P10 20 S		Jack HART				Honda - Hart Racing / KRP						
IDEAL LAP TIME : 1:55.640		BEST LAP TIME : 1:55.760				DIFFERENCE : 0.120						
LAP	SECTOR 1	SECTOR 2	SECTOR 3	SECTOR 4	SECTOR 5	LAP TIME	MPH	DIFF	TIME OF DAY			
1-	OUTLAP	88.8	33.873	15.334	111.6	15.089	31.292	86.5		10:09:35.034		
2-	25.582	85.5	32.203	15.117	112.4	14.998	29.927	87.8	1:57.827 (2)	75.99	2.067	10:11:32.861
3-	24.721	95.7	32.323	14.845	113.5	14.468	29.403	86.8	1:55.760 (1)	77.35		10:13:28.621

P11 23		Cahal GRAHAM				KTM - North West Racing						
IDEAL LAP TIME : 1:55.449		BEST LAP TIME : 1:55.889				DIFFERENCE : 0.440						
LAP	SECTOR 1	SECTOR 2	SECTOR 3	SECTOR 4	SECTOR 5	LAP TIME	MPH	DIFF	TIME OF DAY			
1-	OUTLAP	85.8	35.235	15.370	115.5	15.662	32.205	88.4		10:07:10.646		
2-	25.875	87.4	32.611	15.321	115.1	15.063	30.868	89.7	1:59.738 (3)	74.78	3.849	10:09:10.384
3-	24.992	88.6	31.604	15.091	113.9	14.708	30.198	89.0	1:56.593 (2)	76.80	0.704	10:11:06.977
4-	24.842	91.0	31.879	15.256	114.7	14.375	29.537	90.1	1:55.889 (1)	77.26		10:13:02.866

P12 88 S		Harry LEIGH				Honda - Performance Moto 88 Racing						
IDEAL LAP TIME : 1:55.710		BEST LAP TIME : 1:56.091				DIFFERENCE : 0.381						
LAP	SECTOR 1	SECTOR 2	SECTOR 3	SECTOR 4	SECTOR 5	LAP TIME	MPH	DIFF	TIME OF DAY			
1-	OUTLAP	84.4	34.942	15.973	112.5	15.966	32.422	84.6		10:07:10.203		
2-	25.884	92.1	32.095	15.574	110.5	15.025	31.450	86.3	2:00.028 (3)	74.60	3.937	10:09:10.231
3-	25.351	93.9	31.854	15.102	112.7	14.701	30.625	86.7	1:57.633 (2)	76.12	1.542	10:11:07.864
4-	24.445	100.0	31.696	15.483	112.5	14.477	29.990	86.8	1:56.091 (1)	77.13		10:13:03.955

P13 69 S		Gary SCOTT				Honda - Oakmore Racing						
IDEAL LAP TIME : 1:56.452		BEST LAP TIME : 1:56.457				DIFFERENCE : 0.005						
LAP	SECTOR 1	SECTOR 2	SECTOR 3	SECTOR 4	SECTOR 5	LAP TIME	MPH	DIFF	TIME OF DAY			
1-	OUTLAP	80.3	34.915	15.869	105.3	16.414	31.804	84.0		10:07:54.968		
2-	25.404	98.6	32.000	15.369	107.2	15.163	29.992	84.5	1:57.928 (3)	75.93	1.471	10:09:52.896
3-	25.125	98.3	31.305	15.379	107.2	15.567	30.003	85.7	1:57.379 (2)	76.28	0.922	10:11:50.275
4-	25.072	101.3	31.161	15.196	108.2	15.031	29.997	84.9	1:56.457 (1)	76.89		10:13:46.732

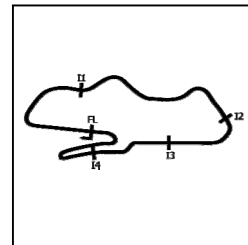
Weather / Track : Cloudy / Wet

Donington Park GP
Circuit Length = 2.4873 miles
Start: 10:05 Flag 10:13 End: 10:15

2019 Bennetts British Superbike Championship - Round 11

2019 HEL Performance British Motostar Championship

WARM UP - SECTOR ANALYSIS



SECTOR 1 = FL to I1, SECTOR 2 = I1 to I2, SECTOR 3 = I2 to I3, SECTOR 4 = I3 to I4, SECTOR 5 = I4 to FL, DIFF = Difference To Personal Best Lap, P = Crossed Finish Line in Pit Lane, D = Time Disallowed

P14		71 S		James HIND		Honda - Mortimer Racing / Victoria House Academy						
IDEAL LAP TIME : 1:56.674		BEST LAP TIME : 1:56.873		DIFFERENCE : 0.199								
LAP	SECTOR 1	SECTOR 2	SECTOR 3	SECTOR 4	SECTOR 5	LAP TIME	MPH	DIFF	TIME OF DAY			
1-	OUTLAP	75.6	38.087	16.632	104.0	17.161	33.500	79.7		10:07:18.864		
2-	27.260	83.4	33.367	15.809	106.1	14.963	31.597	83.1	2:02.996 (3)	72.80	6.123	10:09:21.860
3-	25.674	90.9	31.959	14.994	108.0	14.812	30.810	83.8	1:58.249 (2)	75.72	1.376	10:11:20.109
4-	25.155	95.7	31.391	14.811	109.2	14.507	31.009	83.4	1:56.873 (1)	76.61		10:13:16.982

P15		16 S		Harvey CLARIDGE		Honda - Nova Racing/SP 125						
IDEAL LAP TIME : 1:57.004		BEST LAP TIME : 1:57.168		DIFFERENCE : 0.164								
LAP	SECTOR 1	SECTOR 2	SECTOR 3	SECTOR 4	SECTOR 5	LAP TIME	MPH	DIFF	TIME OF DAY			
1-	OUTLAP	79.7	37.495	16.039	109.8	15.887	32.951	85.2				10:07:16.902
2-	25.629	93.2	32.135	15.360	109.4	15.300	31.229	86.4	1:59.653 (3)	74.83	2.485	10:09:16.555
3-	25.133	93.9	31.715	15.017	110.7	14.720	30.815	86.1	1:57.400 (2)	76.27	0.232	10:11:13.955
4-	25.162	92.8	31.850	14.920	113.3	14.714	30.522	86.8	1:57.168 (1)	76.42		10:13:11.123

P16		35 S		Jeremy KNIGHT		Honda - Jeremy Knight Racing / SP125						
IDEAL LAP TIME : 1:57.785		BEST LAP TIME : 1:57.818		DIFFERENCE : 0.033								
LAP	SECTOR 1	SECTOR 2	SECTOR 3	SECTOR 4	SECTOR 5	LAP TIME	MPH	DIFF	TIME OF DAY			
1-	OUTLAP	81.4	36.772	16.148	105.3	16.056	32.461	81.5				10:07:15.711
2-	25.910	93.0	32.865	15.965	102.6	15.849	31.130	83.7	2:01.719 (3)	73.56	3.901	10:09:17.430
3-	25.757	94.9	31.723	15.395	106.1	15.124	30.592	83.6	1:58.591 (2)	75.50	0.773	10:11:16.021
4-	25.207	95.3	31.645	15.428	104.5	15.010	30.528	82.8	1:57.818 (1)	76.00		10:13:13.839

P17		57 S		Josh HIATT		Honda - Sorrymate.com						
IDEAL LAP TIME : 1:58.102		BEST LAP TIME : 1:58.102		DIFFERENCE : 0.000								
LAP	SECTOR 1	SECTOR 2	SECTOR 3	SECTOR 4	SECTOR 5	LAP TIME	MPH	DIFF	TIME OF DAY			
1-	OUTLAP	76.5	36.741	16.367	106.5	16.138	32.590	83.9				10:07:16.499
2-	26.295	91.4	32.870	15.969	106.6	15.601	31.004	85.2	2:01.739 (3)	73.55	3.637	10:09:18.238
3-	25.736	93.7	31.987	15.558	106.8	15.135	30.706	85.8	1:59.122 (2)	75.17	1.020	10:11:17.360
4-	25.568	93.3	31.858	15.436	108.0	14.877	30.363	84.8	1:58.102 (1)	75.81		10:13:15.462

P18		37 S		Corey TINKER		Honda - Microlise Cresswell Racing						
IDEAL LAP TIME : 1:58.439		BEST LAP TIME : 1:58.513		DIFFERENCE : 0.074								
LAP	SECTOR 1	SECTOR 2	SECTOR 3	SECTOR 4	SECTOR 5	LAP TIME	MPH	DIFF	TIME OF DAY			
1-	OUTLAP	69.1	35.999	16.375	109.1	16.065	33.107	85.4				10:07:30.208
2-	26.415	86.5	33.215	15.297	112.0	15.550	31.513	86.1	2:01.990 (3)	73.40	3.477	10:09:32.198
3-	25.438	91.8	32.392	15.063	110.5	15.012	30.608	87.7	1:58.513 (1)	75.55		10:11:30.711
4-	25.842	87.4	33.455	15.497	112.2	14.938	31.194	85.7	2:00.926 (2)	74.04	2.413	10:13:31.637

P19		97 S		Josh CORNER		Honda - Banks Racing						
IDEAL LAP TIME : 1:58.354		BEST LAP TIME : 1:58.780		DIFFERENCE : 0.426								
LAP	SECTOR 1	SECTOR 2	SECTOR 3	SECTOR 4	SECTOR 5	LAP TIME	MPH	DIFF	TIME OF DAY			
1-	OUTLAP	73.1	36.133	15.971	102.2	17.316	33.076	83.0				10:07:27.987
2-	26.796	76.2	34.325	15.553	109.6	15.398	30.933	84.9	2:03.005 (3)	72.79	4.225	10:09:30.992
3-	25.277	91.3	31.922	14.880	109.1	15.342	31.359	84.5	1:58.780 (1)	75.38		10:11:29.772
4-	25.753	89.5	33.798	15.476	109.1	15.516	32.053	85.0	2:02.596 (2)	73.04	3.816	10:13:32.368

P20		15 S		Pádraig GRAHAM		Honda - Graham6						
IDEAL LAP TIME : 2:00.738		BEST LAP TIME : 2:01.210		DIFFERENCE : 0.472								
LAP	SECTOR 1	SECTOR 2	SECTOR 3	SECTOR 4	SECTOR 5	LAP TIME	MPH	DIFF	TIME OF DAY			
1-	OUTLAP	80.5	35.978	16.464	109.8	16.876	32.778	83.1				10:07:19.124
2-	26.682	90.1	33.533	16.018	109.1	14.854	31.070	84.4	2:02.157 (2)	73.30	0.947	10:09:21.281
3-	26.435	89.5	34.240	16.061	108.2	15.283	31.608	82.1	2:03.627 (3)	72.43	2.417	10:11:24.908
4-	26.045	95.4	32.892	15.971	108.9	15.326	30.976	84.5	2:01.210 (1)	73.87		10:13:26.118

Weather / Track : Cloudy / Wet

Donington Park GP

Circuit Length = 2.4873 miles

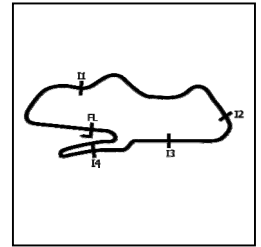
Start: 10:05 Flag 10:13 End: 10:15

MCRCB BULLETIN TK253

2019 Bennetts British Superbike Championship - Round 11

2019 HEL Performance British Motostar Championship

WARM UP - SECTOR ANALYSIS



SECTOR 1 = FL to I1, SECTOR 2 = I1 to I2, SECTOR 3 = I2 to I3, SECTOR 4 = I3 to I4, SECTOR 5 = I4 to FL, DIFF = Difference To Personal Best Lap, P = Crossed Finish Line in Pit Lane, D = Time Disallowed

P21	66 S	Annabel THOMAS	Honda - Four Anjels Racing						
IDEAL LAP TIME : 2:01.524		BEST LAP TIME : 2:01.690		DIFFERENCE : 0.166					

LAP	SECTOR 1	SECTOR 2	SECTOR 3	SECTOR 4	SECTOR 5	LAP TIME	MPH	DIFF	TIME OF DAY
1 -	OUTLAP	69.0	38.115	16.573	100.4	17.507	33.794	82.5	
2 -	26.813	78.0	34.069	16.338	105.6	16.725	32.573	84.0	2:06.518 (3) 70.77 4.828 10:09:34.383
3 -	25.991	82.7	33.373	15.665	110.0	15.871	31.697	85.3	2:02.597 (2) 73.03 0.907 10:11:36.980
4 -	25.839	84.4	32.696	15.787	110.3	15.915	31.453	84.9	2:01.690 (1) 73.58 10:13:38.670

P22	18 S	Jodie FIELDHOUSE	Honda - Go Pink Racing						
IDEAL LAP TIME : 2:01.538		BEST LAP TIME : 2:02.040		DIFFERENCE : 0.502					

LAP	SECTOR 1	SECTOR 2	SECTOR 3	SECTOR 4	SECTOR 5	LAP TIME	MPH	DIFF	TIME OF DAY
1 -	OUTLAP	64.0	38.367	16.291	106.8	16.370	33.184	82.8	
2 -	27.275	78.5	33.558	15.553	110.3	15.370	31.765	85.0	2:03.521 (2) 72.49 1.481 10:09:28.089
3 -	26.517	81.6	32.636	15.480	110.5	15.343	32.064	86.9	2:02.040 (1) 73.37 10:11:30.129
4 -	26.314	84.3	33.896	15.820	113.9	15.632	32.466	85.0	2:04.128 (3) 72.13 2.088 10:13:34.257

P23	48	Sharni PINFOLD	KTM - City Lifting/RS Racing						
IDEAL LAP TIME : 2:01.307		BEST LAP TIME : 2:02.421		DIFFERENCE : 1.114					

LAP	SECTOR 1	SECTOR 2	SECTOR 3	SECTOR 4	SECTOR 5	LAP TIME	MPH	DIFF	TIME OF DAY
1 -	OUTLAP	70.6	35.592	15.877	103.8	16.927	35.644	83.6	
2 -	26.480	82.3	33.688	15.565	110.3	15.928	32.800	85.7	2:04.461 (3) 71.94 2.040 10:09:26.990
3 -	26.161	86.1	32.868	15.805	109.8	15.575	32.012	85.1	2:02.421 (1) 73.14 10:11:29.411
4 -	25.908	87.8	34.110	15.327	111.1	15.192	32.959	85.9	2:03.496 (2) 72.50 1.075 10:13:32.907

P24	54	Sam BURMAN	KTM - TeamWNT Burman Racing						
IDEAL LAP TIME : 2:02.755		BEST LAP TIME : 2:02.807		DIFFERENCE : 0.052					

LAP	SECTOR 1	SECTOR 2	SECTOR 3	SECTOR 4	SECTOR 5	LAP TIME	MPH	DIFF	TIME OF DAY
1 -	OUTLAP	73.6	38.152	16.816	100.9	17.455	34.819	86.3	
2 -	26.657	80.4	34.828	15.633	115.7	15.844	32.555	89.0	2:05.517 (3) 71.34 2.710 10:09:26.131
3 -	25.722	84.2	33.957	15.248	116.5	15.648	32.232	88.7	2:02.807 (1) 72.91 10:11:28.938
4 -	26.007	84.0	35.086	15.706	117.7	15.596	32.730	89.2	2:05.125 (2) 71.56 2.318 10:13:34.063

P25	56 S	Bradley WILSON	Honda - B.Wilson Racing						
IDEAL LAP TIME :		BEST LAP TIME : 2:05.909		DIFFERENCE :					

LAP	SECTOR 1	SECTOR 2	SECTOR 3	SECTOR 4	SECTOR 5	LAP TIME	MPH	DIFF	TIME OF DAY
1 -									10:07:34.739
2 -						2:12.056 (3)	67.80	6.147	10:09:46.795
3 -						2:07.338 (2)	70.32	1.429	10:11:54.133
4 -						2:05.909 (1)	71.11		10:14:00.042

MCRCB BULLETIN TK254

2019 Bennetts British Superbike Championship - Round 11

2019 HEL Performance British Motostar Championship

WARM UP - BEST SECTORS

SECTOR 1		SECTOR 2		SECTOR 3		SECTOR 4		SECTOR 5		IDEAL / BEST COMPARISON											
POS	NO	TIME	NO	TIME	NO	TIME	NO	TIME	NO	TIME	POS	NO	NAME	IDEAL	BEST	DIFF					
														PERFECT LAP	1:48.239						
1	45	SWA	23.257	14	NIX	29.415	14	NIX	14.115	11	JON	13.389	96	PAA	28.063	1	96	PAASCH	1:48.775	1:48.775	0.000
2	11	JON	23.370	96	PAA	29.496	96	PAA	14.160	7	BES	13.484	70	WHA	28.234	2	11	JONES	1:49.227	1:49.490	0.263
3	96	PAA	23.557	45	SWA	29.701	11	JON	14.262	96	PAA	13.499	11	JON	28.317	3	45	SWANN	1:49.461	1:49.815	0.354
4	7	BES	23.808	11	JON	29.889	64	DUR	14.361	45	SWA	13.552	7	BES	28.445	4	14	NIXON	1:50.226	1:50.226	0.000
5	64	DUR	23.811	7	BES	29.975	45	SWA	14.373	14	NIX	13.749	45	SWA	28.578	5	7	BEST	1:50.334	1:50.691	0.357
6	14	NIX	23.981	64	DUR	30.478	7	BES	14.622	70	WHA	14.074	14	NIX	28.966	6	70	WHATLEY	1:51.773	1:52.078	0.305
7	70	WHA	24.139	70	WHA	30.694	70	WHA	14.632	64	DUR	14.122	64	DUR	29.086	7	64	DURHAM	1:51.858	1:52.072	0.214
8	88	LEI	24.445	72	HOR	31.029	17	BOU	14.729	23	GRA	14.375	20	HAR	29.403	8	72	HORSMAN	1:55.329	1:55.329	0.000
9	72	HOR	24.583	17	BOU	31.050	71	HIN	14.811	20	HAR	14.468	23	GRA	29.537	9	23	GRAHAM	1:55.449	1:55.889	0.440
10	20	HAR	24.721	69	SCO	31.161	20	HAR	14.845	88	LEI	14.477	72	HOR	29.963	10	17	BOURNE	1:55.488	1:55.488	0.000
11	17	BOU	24.738	71	HIN	31.391	97	COR	14.880	71	HIN	14.507	88	LEI	29.990	11	20	HART	1:55.640	1:55.760	0.120
12	23	GRA	24.842	23	GRA	31.604	16	CLA	14.920	72	HOR	14.581	69	SCO	29.992	12	88	LEIGH	1:55.710	1:56.091	0.381
13	69	SCO	25.072	35	KNI	31.645	37	TIN	15.063	16	CLA	14.714	17	BOU	30.256	13	69	SCOTT	1:56.452	1:56.457	0.005
14	16	CLA	25.133	88	LEI	31.696	23	GRA	15.091	17	BOU	14.715	57	HIA	30.363	14	71	HIND	1:56.674	1:56.873	0.199
15	71	HIN	25.155	16	CLA	31.715	88	LEI	15.102	15	GRA	14.854	16	CLA	30.522	15	16	CLARIDGE	1:57.004	1:57.168	0.164
16	35	KNI	25.207	57	HIA	31.858	72	HOR	15.173	57	HIA	14.877	35	KNI	30.528	16	35	KNIGHT	1:57.785	1:57.818	0.033
17	97	COR	25.277	97	COR	31.922	69	SCO	15.196	37	TIN	14.938	37	TIN	30.608	17	57	HIATT	1:58.102	1:58.102	0.000
18	37	TIN	25.438	20	HAR	32.203	54	BUR	15.248	35	KNI	15.010	71	HIN	30.810	18	97	CORNER	1:58.354	1:58.780	0.426
19	57	HIA	25.568	37	TIN	32.392	48	PIN	15.327	69	SCO	15.031	97	COR	30.933	19	37	TINKER	1:58.439	1:58.513	0.074
20	54	BUR	25.722	18	FIE	32.636	35	KNI	15.395	48	PIN	15.192	15	GRA	30.976	20	15	GRAHAM	2:00.738	2:01.210	0.472
21	66	THO	25.839	66	THO	32.696	57	HIA	15.436	97	COR	15.342	66	THO	31.453	21	48	PINFOLD	2:01.307	2:02.421	1.114
22	48	PIN	25.908	48	PIN	32.868	18	FIE	15.480	18	FIE	15.343	18	FIE	31.765	22	66	THOMAS	2:01.524	2:01.690	0.166
23	15	GRA	26.045	15	GRA	32.892	66	THO	15.665	54	BUR	15.596	48	PIN	32.012	23	18	FIELDHOUSE	2:01.538	2:02.040	0.502
24	18	FIE	26.314	54	BUR	33.957	15	GRA	15.971	66	THO	15.871	54	BUR	32.232	24	54	BURMAN	2:02.755	2:02.807	0.052
25																					
26																					

Weather / Track : Cloudy / Wet

Results can be found at www.tsl-timing.com

Donington Park GP

Circuit Length = 2.4873 miles

Start: 10:05 Flag 10:13 End: 10:15

Printed - 10:16 Sunday, 06 October 2019

MCRCB BULLETIN TK255**2019 Bennetts British Superbike Championship - Round 11****2019 HEL Performance British Motostar Championship****WARM UP - BEST SPEEDS**

POS	INTERMEDIATE 1		INTERMEDIATE 2		INTERMEDIATE 3		INTERMEDIATE 4		FINISH LINE				
	NO	NAME	MPH	NO	NAME	MPH	NO	NAME	MPH	NO	NAME	MPH	
1	96	PAASCH	109.1			11	JONES	123.1			70	WHATLEY	93.9
2	45	SWANN	107.5			70	WHATLEY	122.9			96	PAASCH	92.9
3	7	BEST	104.3			96	PAASCH	122.0			45	SWANN	92.3
4	14	NIXON	102.6			45	SWANN	120.9			14	NIXON	92.0
5	69	SCOTT	101.3			64	DURHAM	120.4			11	JONES	91.8
6	64	DURHAM	101.0			14	NIXON	119.8			64	DURHAM	91.4
7	72	HORSMAN	100.3			7	BEST	117.9			7	BEST	90.3
8	88	LEIGH	100.0			54	BURMAN	117.7			23	GRAHAM	90.1
9	11	JONES	98.8			23	GRAHAM	115.5			54	BURMAN	89.2
10	20	HART	95.7			18	FIELDHOUSE	113.9			20	HART	87.8
11	71	HIND	95.7			20	HART	113.5			37	TINKER	87.7
12	15	GRAHAM	95.4			16	CLARIDGE	113.3			72	HORSMAN	87.2
13	35	KNIGHT	95.3			88	LEIGH	112.7			18	FIELDHOUSE	86.9
14	70	WHATLEY	95.0			72	HORSMAN	112.5			88	LEIGH	86.8
15	16	CLARIDGE	93.9			37	TINKER	112.2			16	CLARIDGE	86.8
16	17	BOURNE	93.7			17	BOURNE	112.0			17	BOURNE	85.9
17	57	HIATT	93.7			48	PINFOLD	111.1			48	PINFOLD	85.9
18	77	LYONS	92.1			66	THOMAS	110.3			57	HIATT	85.8
19	37	TINKER	91.8			15	GRAHAM	109.8			69	SCOTT	85.7
20	97	CORNER	91.3			97	CORNER	109.6			66	THOMAS	85.3
21	23	GRAHAM	91.0			71	HIND	109.2			97	CORNER	85.0
22	48	PINFOLD	87.8			69	SCOTT	108.2			15	GRAHAM	84.5
23	66	THOMAS	84.4			57	HIATT	108.0			71	HIND	83.8
24	18	FIELDHOUSE	84.3			35	KNIGHT	106.1			35	KNIGHT	83.7
25	54	BURMAN	84.2										
26													

Weather / Track : Cloudy / Wet

Results can be found at www.tsl-timing.comDonington Park GP
Circuit Length = 2.4873 miles
Start: 10:05 Flag 10:13 End: 10:15

Printed - 10:17 Sunday, 06 October 2019

MCRCB BULLETIN TK256

2019 Bennetts British Superbike Championship - Round 11

2019 HEL Performance British Motostar Championship

WARM UP - STATISTICS

Competitors Started 26
Planned Start 2019-10-06 @ 10:05:00.000
Actual Start 2019-10-06 @ 10:05:02.089
Finish Time 2019-10-06 @ 10:13:02.089
Track Length 2.4873mi.
Total Laps 105
Total Distance Covered 261.1716mi.

Session Fastest Lap History

NO	CL	NAME	LAP TIME	TIME OF DAY	LAP	VEHICLE
11		Dan JONES	1:51.711	10:08:52.966	2	KTM
45		Scott SWANN	1:51.617	10:08:53.854	2	IFS KTM
11		Dan JONES	1:50.457	10:10:43.423	3	KTM
11		Dan JONES	1:49.490	10:12:32.913	4	KTM
96		Brandon PAASCH	1:48.775	10:14:29.284	5	KTM

Flag History

TYPE	TIME OF DAY
GREEN	10:05:02.089
FINISH	10:13:02.089

Flag Statistics

TYPE	COUNT	TOTAL LAPS	TOTAL TIME
Green	1	5	10:13.281
Red	0	0	0.000
Safety Car	0	0	0.000
FCY	0	0	0.000

MCRCB BULLETIN TK256

2019 Bennetts British Superbike Championship - Round 11

2019 HEL Performance British Motostar Championship

WARM UP - STATISTICS

CLASS :

10 Starters

Fastest Lap History

NO	NAME	LAP TIME	TIME OF DAY	LAP	VEHICLE
11	Dan JONES	1:51.711	10:08:52.966	2	KTM
45	Scott SWANN	1:51.617	10:08:53.854	2	IFS KTM
11	Dan JONES	1:50.457	10:10:43.423	3	KTM
11	Dan JONES	1:49.490	10:12:32.913	4	KTM
96	Brandon PAASCH	1:48.775	10:14:29.284	5	KTM

Weather / Track : Cloudy / Wet

Results can be found at www.tsl-timing.com

Page 2 of 3

Donington Park GP
Circuit Length = 2.4873 miles
Start: 10:05 Flag 10:13 End: 10:15

Printed - 10:17 Sunday, 06 October 2019

MCRCB BULLETIN TK256

2019 Bennetts British Superbike Championship - Round 11

2019 HEL Performance British Motostar Championship

WARM UP - STATISTICS

CLASS : S

16 Starters

Fastest Lap History

NO	NAME	LAP TIME	TIME OF DAY	LAP	VEHICLE
88	Harry LEIGH	2:00.028	10:09:10.245	2	Honda
72	Cameron HORSMAN	1:57.602	10:09:13.562	2	Honda
72	Cameron HORSMAN	1:56.533	10:11:10.096	3	Honda
88	Harry LEIGH	1:56.091	10:13:03.968	4	Honda
72	Cameron HORSMAN	1:55.329	10:13:05.425	4	Honda

Weather / Track : Cloudy / Wet

Results can be found at www.tsl-timing.com

Page 3 of 3

Donington Park GP
Circuit Length = 2.4873 miles
Start: 10:05 Flag 10:13 End: 10:15

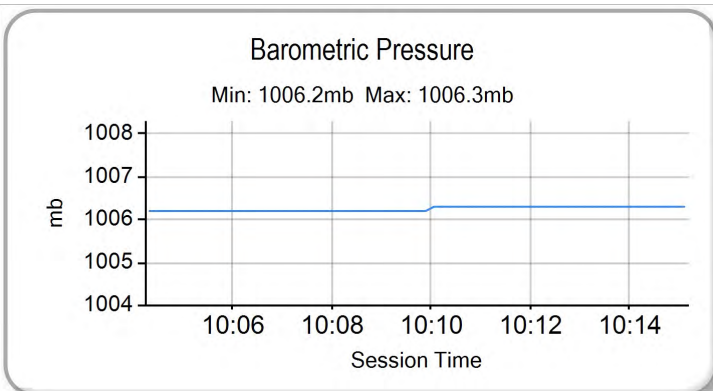
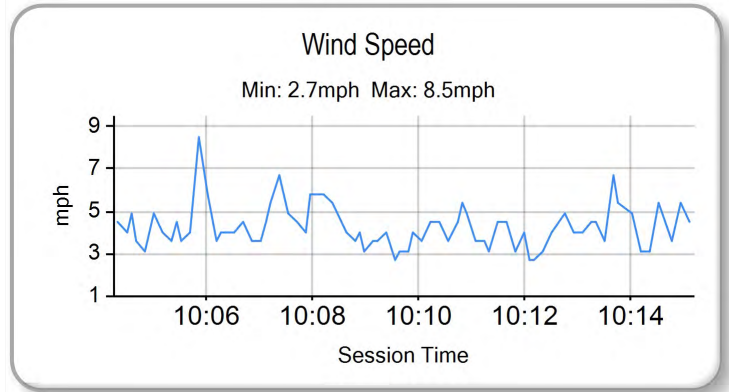
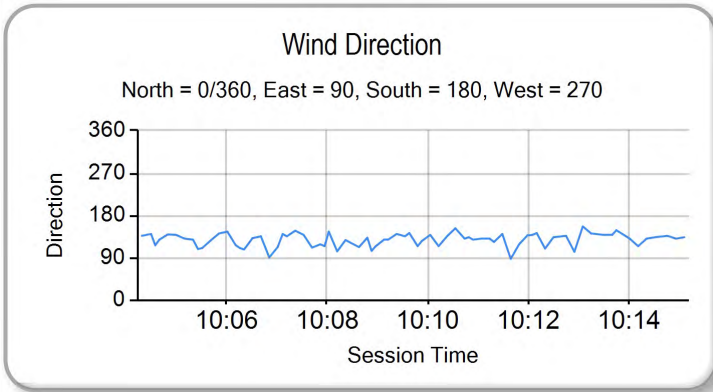
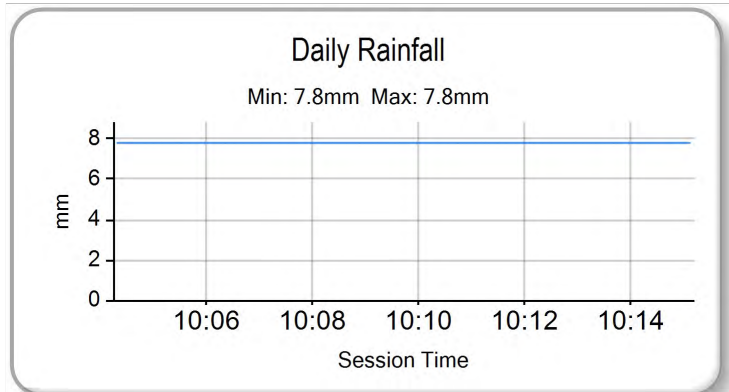
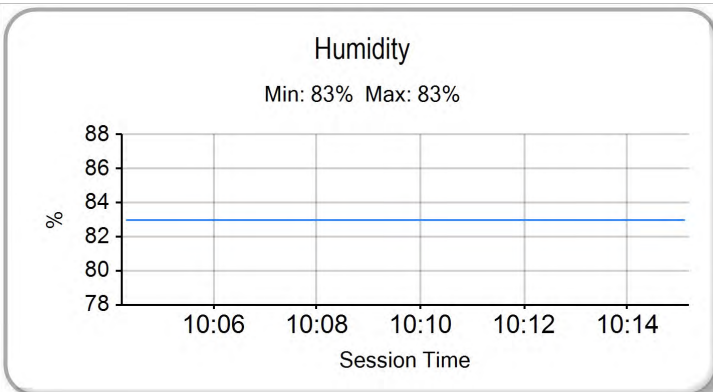
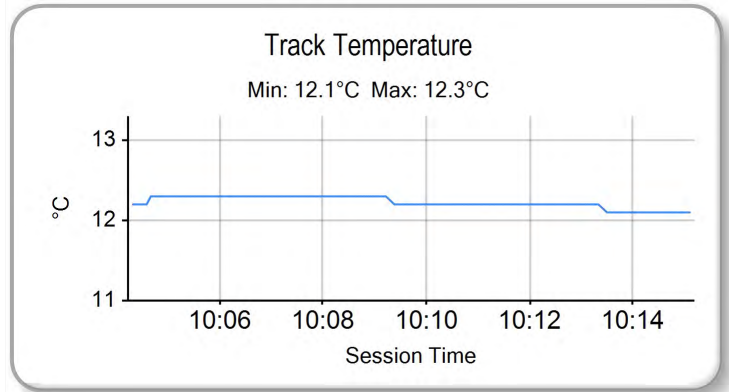
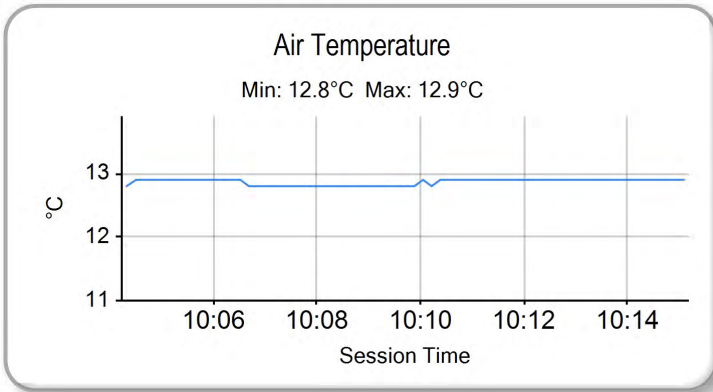
Printed - 10:17 Sunday, 06 October 2019

MCRCB BULLETIN TK257

2019 Bennetts British Superbike Championship - Round 11

2019 HEL Performance British Motostar Championship

WARM UP - WEATHER CONDITIONS



Weather / Track : Cloudy / Wet

Results can be found at www.tsl-timing.com

Donington Park GP
Circuit Length = 2.4873 miles
Start: 10:05 Flag 10:13 End: 10:15

Printed - 10:17 Sunday, 06 October 2019



ROW 9	27	15	1:47.821	Pádraig GRAHAM	26	48	1:47.760	Sharni PINFOLD	25	56	1:47.513	Bradley WILSON
ROW 8	24	35	1:47.251	Jeremy KNIGHT	23	69	1:46.767	Gary SCOTT	22	18	1:46.551	Jodie FIELDHOUSE
ROW 7	21	97	1:45.317	Josh CORNER	20	57	1:45.153	Josh HIATT	19	66	1:44.900	Annabel THOMAS
ROW 6	18	71	1:44.233	James HIND	17	37	1:43.987	Corey TINKER	16	54	1:43.968	Sam BURMAN
ROW 5	15	17	1:43.701	Franco BOURNE	14	23	1:43.334	Cahal GRAHAM	13	88	1:42.828	Harry LEIGH
ROW 4	12	16	1:42.583	Harvey CLARIDGE	11	77	1:42.313	Jamie LYONS	10	20	1:41.916	Jack HART
ROW 3	9	72	1:40.801	Cameron HORSMAN	8	19	1:40.562	Scott OGDEN	7	45	1:39.535	Scott SWANN
ROW 2	6	7	1:39.321	Edmund BEST	5	14	1:39.157	Jack NIXON	4	64	1:38.416	Asher DURHAM
ROW 1	3	96	1:38.353	Brandon PAASCH	2	11	1:38.333	Dan JONES	1	70	1:37.992	Joshua WHATLEY
												Pole

Donington Park GP
Circuit Length = 2.4873 miles

Race Director :	Stewards :	Timekeeper :
-----------------	------------	--------------

Results can be found at www.britishsuperbike.com

Printed - 10:18 Sunday, 06 October 2019





POS	NO	CL	PIC NAME	NAT	ENTRY	LAPS	TIME	GAP	DIFF	MPH	BEST	ON
1	96		1 Brandon PAASCH	USA	KTM - FPW Racing	6	9:59.126			89.44	1:38.647	6
2	70		2 Joshua WHATLEY	GBR	KTM - KRP	6	9:59.646	0.520	0.520	89.36	1:38.845	5
3	45		3 Scott SWANN	GBR	IFS KTM - IFS Team Swann Racing	6	10:02.130	3.004	2.484	89.00	1:39.239	3
4	7		4 Edmund BEST	GBR	KTM - SymCirrus Motorsport	6	10:11.072	11.946	8.942	87.69	1:40.942	5
5	72	S	1 Cameron HORSMAN	GBR	Honda - Nova Racing/SP 125	6	10:16.466	17.340	5.394	86.93	1:41.995	2
6	19	S	2 Scott OGDEN	GBR	Honda - Premium Motorhomes Scott Ogden Racing	6	10:16.556	17.430	0.090	86.91	1:41.829	2
7	17	S	3 Franco BOURNE	GBR	Honda - Franco Bourne / SP125	6	10:24.909	25.783	8.353	85.75	1:42.868	6
8	16	S	4 Harvey CLARIDGE	GBR	Honda - Nova Racing/SP 125	6	10:25.097	25.971	0.188	85.73	1:42.857	6
9	37	S	5 Corey TINKER	GBR	Honda - Microlise Cresswell Racing	6	10:35.836	36.710	10.739	84.28	1:44.382	2
10	71	S	6 James HIND	GBR	Honda - Mortimer Racing / Victoria House Academy	6	10:42.791	43.665	6.955	83.37	1:46.090	2
11	54		5 Sam BURMAN	GBR	KTM - TeamWNT Burman Racing	6	10:48.255	49.129	5.464	82.66	1:46.005	6
12	66	S	7 Annabel THOMAS	GBR	Honda - Four Anjels Racing	6	10:49.898	50.772	1.643	82.45	1:45.926	6
13	69	S	8 Gary SCOTT	GBR	Honda - Oakmore Racing	6	10:51.732	52.606	1.834	82.22	1:46.696	6
14	15	S	9 Pádraig GRAHAM	GBR	Honda - Graham6	6	10:52.683	53.557	0.951	82.10	1:47.227	6
15	35	S	10 Jeremy KNIGHT	GBR	Honda - Jeremy Knight Racing / SP125	6	10:57.169	58.043	4.486	81.54	1:47.923	4
16	23		6 Cahal GRAHAM	GBR	KTM - North West Racing	6	10:59.120	59.994	1.951	81.30	1:45.060	4
17	48		7 Sharni PINFOLD	AUS	KTM - City Lifting/RS Racing	6	10:59.245	1:00.119	0.125	81.29	1:48.462	6
18	18	S	11 Jodie FIELDHOUSE	GBR	Honda - Go Pink Racing	6	11:00.161	1:01.035	0.916	81.17	1:48.786	4

NOT CLASSIFIED

DNF	14		Jack NIXON	GBR	KTM - Santander Salt	5	9:10.511	1 Lap	1 Lap	81.08	1:43.787	3
-----	----	--	------------	-----	----------------------	---	----------	-------	-------	-------	----------	---

FASTEST LAP

96			Brandon PAASCH	USA	KTM - FPW Racing	6	1:38.647	90.77 mph	146.08 kph
19	S		Scott OGDEN	GBR	Honda - Premium Motorhomes Scott Ogden Racing	2	1:41.829	87.93 mph	141.51 kph

Weather / Track : Cloudy / Dry

These results are provisional until the conclusion of any judicial and technical matters.

Donington Park GP

Circuit Length = 2.4873 miles

Start: 15:21 Flag 15:31 End: 15:33

Race Director :	Stewards :	Timekeeper :
-----------------	------------	--------------

Results can be found at www.britishsuperbike.com

Printed - 15:34 Sunday, 06 October 2019

MCRCB BULLETIN TK318

2019 Bennetts British Superbike Championship - Round 11

2019 HEL Performance British Motostar Championship

RACE 12 - LAP CHART

LAP 1 @ 15:23:35.651

NO	BEHIND	LAP TIME
70		1:43.538
96	0.429	1:43.967
45	1.031	1:44.569
7	1.348	1:44.886
72	1.886	1:45.424
14	2.876	1:46.414
19	2.965	1:46.503
17	4.616	1:48.154
16	5.116	1:48.654
37	5.444	1:48.982
71	6.283	1:49.821
15	9.609	1:53.147
69	9.734	1:53.272
35	10.173	1:53.711
66	11.180	1:54.718
54	11.417	1:54.955
18	11.923	1:55.461
48	12.131	1:55.669
23	27.104	2:10.642

LAP 2 @ 15:25:15.249

NO	BEHIND	LAP TIME
70		1:39.598
96	0.526	1:39.695
45	0.959	1:39.526
7	2.908	1:41.158
72	4.283	1:41.995
19	5.196	1:41.829
14	7.300	1:44.022
17	9.110	1:44.092
16	9.405	1:43.887
37	10.228	1:44.382
71	12.775	1:46.090
15	18.252	1:48.241
69	18.502	1:48.366
66	18.921	1:47.339
35	19.337	1:48.762
54	19.695	1:47.876
18	21.121	1:48.796
48	21.617	1:49.084
23	33.715	1:46.209

LAP 3 @ 15:26:54.418

NO	BEHIND	LAP TIME
70		1:39.169
96	0.539	1:39.182
45	1.029	1:39.239
7	4.950	1:41.211
72	7.362	1:42.248
19	8.037	1:42.010
14	11.918	1:43.787
17	13.444	1:43.503
16	13.770	1:43.534
37	16.222	1:45.163
71	20.167	1:46.561
15	27.138	1:48.055
66	27.544	1:47.792
54	27.721	1:47.195
69	28.366	1:49.033
35	29.347	1:49.179
18	30.945	1:48.993

48	31.368	1:48.920
23	40.311	1:45.765

LAP 4 @ 15:28:33.400

NO	BEHIND	LAP TIME
70		1:38.982
96	0.485	1:38.928
45	1.813	1:39.766
7	7.245	1:41.277
72	10.710	1:42.330
19	11.035	1:41.980
17	17.580	1:43.118
16	17.898	1:43.110
14	21.567	1:48.631
37	22.320	1:45.080
71	27.752	1:46.567
54	34.825	1:46.086
15	35.644	1:47.488
66	35.993	1:47.431
69	36.553	1:47.169
35	38.288	1:47.923
18	40.749	1:48.786
48	41.032	1:48.646
23	46.389	1:45.060

LAP 5 @ 15:30:12.245

NO	BEHIND	LAP TIME
70		1:38.845
96	0.347	1:38.707
45	2.422	1:39.454
7	9.342	1:40.942
72	14.250	1:42.385
19	14.435	1:42.245
17	21.909	1:43.174
16	22.108	1:43.055
37	29.103	1:45.628
71	35.575	1:46.668
54	42.118	1:46.138
66	43.840	1:46.692
69	44.904	1:47.196
15	45.324	1:48.525
35	48.353	1:48.910
14	50.379	2:07.657 P
48	50.651	1:48.464
18	50.952	1:49.048
23	53.295	1:45.751

LAP 6 @ 15:31:51.239

NO	BEHIND	LAP TIME
96		1:38.647
70	0.520	1:39.514
45	3.004	1:39.576
7	11.946	1:41.598
72	17.340	1:42.084
19	17.430	1:41.989
17	25.783	1:42.868
16	25.971	1:42.857
37	36.710	1:46.601
71	43.665	1:47.084
54	49.129	1:46.005
66	50.772	1:45.926
69	52.606	1:46.696
15	53.557	1:47.227

35	58.043	1:48.684
23	59.994	1:45.693
48	1:00.119	1:48.462
18	1:01.035	1:49.077

Weather / Track : Cloudy / Dry

Results can be found at www.tsl-timing.com

Donington Park GP
Circuit Length = 2.4873 miles
Start: 15:21 Flag 15:31 End: 15:33

Printed - 15:35 Sunday, 06 October 2019

MCRCB BULLETIN TK319**2019 Bennetts British Superbike Championship - Round 11****2019 HEL Performance British Motostar Championship****RACE 12 - POSITION CHART**

No	Name	Lap						
		Pos	1	2	3	4	5	6
70	WHATLEY	1	70	70	70	70	70	96
96	PAASCH	2	96	96	96	96	96	70
45	SWANN	3	45	45	45	45	45	45
7	BEST	4	7	7	7	7	7	7
72	HORSMAN	5	72	72	72	72	72	72
14	NIXON	6	14	19	19	19	19	19
17	BOURNE	7	19	14	14	17	17	17
23	GRAHAM	8	17	17	17	16	16	16
37	TINKER	9	16	16	16	14	37	37
19	OGDEN	10	37	37	37	37	71	71
71	HIND	11	71	71	71	71	54	54
16	CLARIDGE	12	15	15	15	54	66	66
18	FIELDHOUSE	13	69	69	66	15	69	69
15	GRAHAM	14	35	66	54	66	15	15
66	THOMAS	15	66	35	69	69	35	35
69	SCOTT	16	54	54	35	35	14	23
35	KNIGHT	17	18	18	18	18	48	48
48	PINFOLD	18	48	48	48	48	18	18
54	BURMAN	19	23	23	23	23	23	23

Weather / Track : Cloudy / Dry

Results can be found at www.tsl-timing.com

Donington Park GP
Circuit Length = 2.4873 miles
Start: 15:21 Flag 15:31 End: 15:33

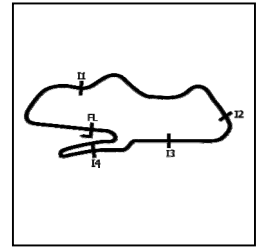
Printed - 15:35 Sunday, 06 October 2019

MCRCB BULLETIN TK320

2019 Bennetts British Superbike Championship - Round 11

2019 HEL Performance British Motostar Championship

RACE 12 - SECTOR ANALYSIS



SECTOR 1 = FL to I1, SECTOR 2 = I1 to I2, SECTOR 3 = I2 to I3, SECTOR 4 = I3 to I4, SECTOR 5 = I4 to FL, DIFF = Difference To Personal Best Lap, P = Crossed Finish Line in Pit Lane, D = Time Disallowed

P1 96		Brandon PAASCH					KTM - FPW Racing					
IDEAL LAP TIME : 1:38.445		BEST LAP TIME : 1:38.647					DIFFERENCE : 0.202					
LAP	SECTOR 1	SECTOR 2	SECTOR 3	SECTOR 4	SECTOR 5	LAP TIME	MPH	DIFF	TIME OF DAY			
1 -		115.9	27.128	13.487	121.5	12.605	25.948	94.1	1:43.967	86.12	5.320	15:23:36.080
2 -	21.604	120.0	26.762	13.192	125.9	12.343	25.794	94.3	1:39.695	89.81	1.048	15:25:15.775
3 -	21.455	124.2	26.584	13.152	124.9	12.257	25.734	95.0	1:39.182	90.28	0.535	15:26:54.957
4 -	21.349	122.4	26.482	13.238	123.8	12.191	25.668	95.1	1:38.928 (3)	90.51	0.281	15:28:33.885
5 -	21.314	123.1	26.450	13.207	124.2	12.125	25.611	94.7	1:38.707 (2)	90.71	0.060	15:30:12.592
6 -	21.343	122.4	26.313	13.178	123.3	12.272	25.541	95.4	1:38.647 (1)	90.77		15:31:51.239

P2 70		Joshua WHATLEY					KTM - KRP					
IDEAL LAP TIME : 1:38.427		BEST LAP TIME : 1:38.845					DIFFERENCE : 0.418					
LAP	SECTOR 1	SECTOR 2	SECTOR 3	SECTOR 4	SECTOR 5	LAP TIME	MPH	DIFF	TIME OF DAY			
1 -		116.5	27.609	13.151	125.2	12.411	25.710	94.6	1:43.538	86.48	4.693	15:23:35.651
2 -	21.684	116.9	26.937	13.190	124.7	12.299	25.488	94.9	1:39.598	89.90	0.753	15:25:15.249
3 -	21.498	118.3	26.869	13.131	124.7	12.145	25.526	95.3	1:39.169 (3)	90.29	0.324	15:26:54.418
4 -	21.437	116.5	26.653	13.242	123.8	12.181	25.469	95.3	1:38.982 (2)	90.46	0.137	15:28:33.400
5 -	21.411	116.5	26.577	13.263	123.8	12.098	25.496	95.3	1:38.845 (1)	90.59		15:30:12.245
6 -	21.401	118.9	27.635	13.076	125.9	12.127	25.275	96.8	1:39.514	89.98	0.669	15:31:51.759

P3 45		Scott SWANN					IFS KTM - IFS Team Swann Racing					
IDEAL LAP TIME : 1:39.111		BEST LAP TIME : 1:39.239					DIFFERENCE : 0.128					
LAP	SECTOR 1	SECTOR 2	SECTOR 3	SECTOR 4	SECTOR 5	LAP TIME	MPH	DIFF	TIME OF DAY			
1 -		115.3	27.213	13.302	122.0	12.635	26.508	93.5	1:44.569	85.63	5.330	15:23:36.682
2 -	21.530	120.4	26.375	13.105	127.0	12.341	26.175	93.7	1:39.526 (3)	89.97	0.287	15:25:16.208
3 -	21.471	122.9	26.381	12.930	127.0	12.330	26.127	93.9	1:39.239 (1)	90.23		15:26:55.447
4 -	21.504	122.6	26.422	13.122	123.8	12.413	26.305	93.4	1:39.766	89.75	0.527	15:28:35.213
5 -	21.436	122.6	26.444	13.171	123.1	12.329	26.074	93.2	1:39.454 (2)	90.03	0.215	15:30:14.667
6 -	21.504	120.4	26.454	13.167	123.3	12.296	26.155	91.0	1:39.576	89.92	0.337	15:31:54.243

P4 7		Edmund BEST					KTM - SymCirrus Motorsport					
IDEAL LAP TIME : 1:40.778		BEST LAP TIME : 1:40.942					DIFFERENCE : 0.164					
LAP	SECTOR 1	SECTOR 2	SECTOR 3	SECTOR 4	SECTOR 5	LAP TIME	MPH	DIFF	TIME OF DAY			
1 -		115.3	27.530	13.335	120.9	12.446	26.470	92.0	1:44.886	85.37	3.944	15:23:36.999
2 -	21.908	121.3	26.960	13.287	120.0	12.514	26.489	89.5	1:41.158 (2)	88.51	0.216	15:25:18.157
3 -	21.994	119.8	26.954	13.382	118.9	12.417	26.464	90.9	1:41.211 (3)	88.47	0.269	15:26:59.368
4 -	21.913	118.1	26.952	13.511	118.5	12.479	26.422	91.5	1:41.277	88.41	0.335	15:28:40.645
5 -	22.008	120.0	26.816	13.332	119.1	12.345	26.441	90.8	1:40.942 (1)	88.70		15:30:21.587
6 -	22.035	118.9	27.054	13.486	118.5	12.372	26.651	87.2	1:41.598	88.13	0.656	15:32:03.185

P5 72 S		Cameron HORSMAN					Honda - Nova Racing/SP 125					
IDEAL LAP TIME : 1:41.608		BEST LAP TIME : 1:41.995					DIFFERENCE : 0.387					
LAP	SECTOR 1	SECTOR 2	SECTOR 3	SECTOR 4	SECTOR 5	LAP TIME	MPH	DIFF	TIME OF DAY			
1 -		117.7	27.311	13.376	118.5	12.613	26.633	89.8	1:45.424	84.93	3.429	15:23:37.537
2 -	22.095	121.5	27.064	13.554	115.3	12.604	26.678	88.6	1:41.995 (1)	87.79		15:25:19.532
3 -	22.262	119.6	27.011	13.563	113.3	12.631	26.781	89.1	1:42.248 (3)	87.57	0.253	15:27:01.780
4 -	22.264	118.3	26.978	13.619	113.5	12.646	26.823	88.8	1:42.330	87.50	0.335	15:28:44.110
5 -	22.309	118.3	27.001	13.684	113.9	12.646	26.745	89.2	1:42.385	87.45	0.390	15:30:26.495
6 -	22.311	117.9	26.924	13.572	113.3	12.668	26.609	88.4	1:42.084 (2)	87.71	0.089	15:32:08.579

Weather / Track : Cloudy / Dry

Donington Park GP
Circuit Length = 2.4873 miles
Start: 15:21 Flag 15:31 End: 15:33

MCRCB BULLETIN TK320

2019 Bennetts British Superbike Championship - Round 11

2019 HEL Performance British Motostar Championship

RACE 12 - SECTOR ANALYSIS



SECTOR 1 = FL to I1, SECTOR 2 = I1 to I2, SECTOR 3 = I2 to I3, SECTOR 4 = I3 to I4, SECTOR 5 = I4 to FL, DIFF = Difference To Personal Best Lap, P = Crossed Finish Line in Pit Lane, D = Time Disallowed

P6		19 S		Scott OGDEN		Honda - Premium Motorhomes Scott Ogden Racing						
IDEAL LAP TIME : 1:41.631		BEST LAP TIME : 1:41.829		DIFFERENCE : 0.198								
LAP	SECTOR 1	SECTOR 2	SECTOR 3	SECTOR 4	SECTOR 5	LAP TIME	MPH	DIFF	TIME OF DAY			
1 -		119.1	27.358	13.578	116.3	12.596	26.868	88.3	1:46.503	84.07	4.674	15:23:38.616
2 -	22.273	118.7	26.987	13.447	116.1	12.586	26.536	88.4	1:41.829 (1)	87.93		15:25:20.445
3 -	22.264	119.4	27.057	13.569	114.9	12.590	26.530	89.4	1:42.010	87.78	0.181	15:27:02.455
4 -	22.254	118.9	26.931	13.600	115.1	12.565	26.630	89.5	1:41.980 (2)	87.80	0.151	15:28:44.435
5 -	22.172	119.1	26.993	13.569	116.1	12.732	26.779	89.7	1:42.245	87.57	0.416	15:30:26.680
6 -	22.218	114.9	26.979	13.528	116.3	12.748	26.516	89.5	1:41.989 (3)	87.79	0.160	15:32:08.669

P7		17 S		Franco BOURNE		Honda - Franco Bourne / SP125						
IDEAL LAP TIME : 1:42.606		BEST LAP TIME : 1:42.868		DIFFERENCE : 0.262								
LAP	SECTOR 1	SECTOR 2	SECTOR 3	SECTOR 4	SECTOR 5	LAP TIME	MPH	DIFF	TIME OF DAY			
1 -		115.3	27.853	13.826	115.1	13.101	27.318	87.3	1:48.154	82.79	5.286	15:23:40.267
2 -	22.566	118.1	27.457	13.750	113.7	12.969	27.350	86.8	1:44.092	86.02	1.224	15:25:24.359
3 -	22.503	118.3	27.427	13.666	113.5	12.914	26.993	86.9	1:43.503	86.51	0.635	15:27:07.862
4 -	22.416	118.3	27.295	13.772	112.5	12.814	26.821	88.1	1:43.118 (2)	86.83	0.250	15:28:50.980
5 -	22.366	117.7	27.175	13.753	112.4	12.916	26.964	87.6	1:43.174 (3)	86.78	0.306	15:30:34.154
6 -	22.603	116.5	27.200	13.644	112.2	12.715	26.706	87.2	1:42.868 (1)	87.04		15:32:17.022

P8		16 S		Harvey CLARIDGE		Honda - Nova Racing/SP 125						
IDEAL LAP TIME : 1:42.487		BEST LAP TIME : 1:42.857		DIFFERENCE : 0.370								
LAP	SECTOR 1	SECTOR 2	SECTOR 3	SECTOR 4	SECTOR 5	LAP TIME	MPH	DIFF	TIME OF DAY			
1 -		113.1	28.066	13.653	119.4	12.942	27.412	89.7	1:48.654	82.41	5.797	15:23:40.767
2 -	22.373	117.1	27.734	13.609	116.1	12.848	27.323	89.0	1:43.887	86.19	1.030	15:25:24.654
3 -	22.382	117.7	27.626	13.567	116.1	12.896	27.063	89.7	1:43.534	86.48	0.677	15:27:08.188
4 -	22.281	118.5	27.354	13.768	116.3	12.805	26.902	89.9	1:43.110 (3)	86.84	0.253	15:28:51.298
5 -	22.256	115.5	27.328	13.669	116.1	12.983	26.819	90.3	1:43.055 (2)	86.89	0.198	15:30:34.353
6 -	22.292	114.5	27.594	13.591	115.7	12.849	26.531	89.1	1:42.857 (1)	87.05		15:32:17.210

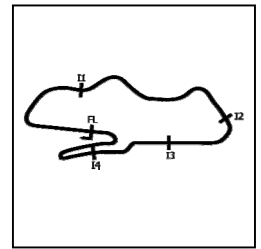
P9		37 S		Corey TINKER		Honda - Microlise Cresswell Racing						
IDEAL LAP TIME : 1:44.261		BEST LAP TIME : 1:44.382		DIFFERENCE : 0.121								
LAP	SECTOR 1	SECTOR 2	SECTOR 3	SECTOR 4	SECTOR 5	LAP TIME	MPH	DIFF	TIME OF DAY			
1 -		111.2	27.948	13.862	114.7	13.201	27.528	89.1	1:48.982	82.16	4.600	15:23:41.095
2 -	22.617	114.1	27.879	13.731	113.5	12.953	27.202	87.3	1:44.382 (1)	85.78		15:25:25.477
3 -	22.670	115.3	27.824	13.815	111.8	13.264	27.590	88.1	1:45.163 (3)	85.14	0.781	15:27:10.640
4 -	22.898	111.6	27.758	13.961	111.1	13.142	27.321	88.3	1:45.080 (2)	85.21	0.698	15:28:55.720
5 -	23.142	111.8	27.893	14.075	110.9	13.213	27.305	87.4	1:45.628	84.77	1.246	15:30:41.348
6 -	23.095	109.8	28.109	14.220	109.4	13.553	27.624	87.8	1:46.601	83.99	2.219	15:32:27.949

P10		71 S		James HIND		Honda - Mortimer Racing / Victoria House Academy						
IDEAL LAP TIME : 1:45.650		BEST LAP TIME : 1:46.090		DIFFERENCE : 0.440								
LAP	SECTOR 1	SECTOR 2	SECTOR 3	SECTOR 4	SECTOR 5	LAP TIME	MPH	DIFF	TIME OF DAY			
1 -		117.9	27.833	14.009	112.0	13.150	27.759	87.4	1:49.821	81.53	3.731	15:23:41.934
2 -	23.019	115.7	28.201	14.034	110.7	13.044	27.792	85.8	1:46.090 (1)	84.40		15:25:28.024
3 -	23.160	115.1	28.147	14.125	109.2	13.384	27.745	86.3	1:46.561 (2)	84.03	0.471	15:27:14.585
4 -	23.096	115.7	28.235	14.170	108.9	13.264	27.802	86.8	1:46.567 (3)	84.02	0.477	15:29:01.152
5 -	23.267	115.1	28.133	14.332	108.9	13.103	27.833	86.0	1:46.668	83.94	0.578	15:30:47.820
6 -	23.235	115.7	28.169	14.479	107.3	13.272	27.929	85.9	1:47.084	83.62	0.994	15:32:34.904

Weather / Track : Cloudy / Dry

Donington Park GP
Circuit Length = 2.4873 miles
Start: 15:21 Flag 15:31 End: 15:33

RACE 12 - SECTOR ANALYSIS



SECTOR 1 = FL to I1, SECTOR 2 = I1 to I2, SECTOR 3 = I2 to I3, SECTOR 4 = I3 to I4, SECTOR 5 = I4 to FL, DIFF = Difference To Personal Best Lap, P = Crossed Finish Line in Pit Lane, D = Time Disallowed

P11 54		Sam BURMAN			KTM - TeamWNT Burman Racing							
IDEAL LAP TIME : 1:45.143		BEST LAP TIME : 1:46.005			DIFFERENCE : 0.862							
LAP	SECTOR 1	SECTOR 2	SECTOR 3	SECTOR 4	SECTOR 5	LAP TIME	MPH	DIFF	TIME OF DAY			
1 -	93.5	29.341	13.862	123.8	13.821	28.984	92.8	1:54.955	77.89	8.950	15:23:47.068	
2 -	23.282	105.3	28.881	13.722	121.5	13.307	28.684	93.4	1:47.876	83.00	1.871	15:25:34.944
3 -	23.163	105.3	28.743	13.781	119.4	13.439	28.069	93.4	1:47.195	83.53	1.190	15:27:22.139
4 -	23.104	105.3	28.400	13.948	118.5	12.892	27.742	93.4	1:46.086 (2)	84.40	0.081	15:29:08.225
5 -	22.801	105.1	27.986	13.770	120.6	13.055	28.526	92.0	1:46.138 (3)	84.36	0.133	15:30:54.363
6 -	23.159	107.3	28.085	13.854	118.5	13.055	27.852	92.5	1:46.005 (1)	84.47		15:32:40.368

P12 66 S		Annabel THOMAS			Honda - Four Anjels Racing							
IDEAL LAP TIME : 1:45.926		BEST LAP TIME : 1:45.926			DIFFERENCE : 0.000							
LAP	SECTOR 1	SECTOR 2	SECTOR 3	SECTOR 4	SECTOR 5	LAP TIME	MPH	DIFF	TIME OF DAY			
1 -	100.0	28.944	14.228	114.5	14.091	28.473	86.8	1:54.718	78.05	8.792	15:23:46.831	
2 -	23.215	106.1	28.360	14.078	115.3	13.566	28.120	87.1	1:47.339 (3)	83.42	1.413	15:25:34.170
3 -	23.161	108.4	28.733	14.305	112.4	13.702	27.891	86.1	1:47.792	83.07	1.866	15:27:21.962
4 -	23.606	108.7	28.246	14.219	111.8	13.483	27.877	87.7	1:47.431	83.35	1.505	15:29:09.393
5 -	23.134	103.2	28.273	14.123	110.1	13.436	27.726	87.0	1:46.692 (2)	83.92	0.766	15:30:56.085
6 -	23.118	108.4	28.005	14.072	109.4	13.343	27.388	87.8	1:45.926 (1)	84.53		15:32:42.011

P13 69 S		Gary SCOTT			Honda - Oakmore Racing							
IDEAL LAP TIME : 1:46.196		BEST LAP TIME : 1:46.696			DIFFERENCE : 0.500							
LAP	SECTOR 1	SECTOR 2	SECTOR 3	SECTOR 4	SECTOR 5	LAP TIME	MPH	DIFF	TIME OF DAY			
1 -	111.4	29.059	14.448	110.5	13.752	28.157	83.8	1:53.272	79.05	6.576	15:23:45.385	
2 -	23.574	114.1	29.072	14.252	112.9	13.620	27.848	87.1	1:48.366	82.63	1.670	15:25:33.751
3 -	23.286	111.4	30.101	14.293	110.7	13.653	27.700	87.6	1:49.033	82.12	2.337	15:27:22.784
4 -	23.418	115.5	28.516	14.236	111.2	13.459	27.540	88.1	1:47.169 (2)	83.55	0.473	15:29:09.953
5 -	23.267	112.0	28.482	14.204	112.9	13.611	27.632	87.1	1:47.196 (3)	83.53	0.500	15:30:57.149
6 -	23.209	115.1	27.784	14.504	107.5	13.607	27.592	87.6	1:46.696 (1)	83.92		15:32:43.845

P14 15 S		Pádraig GRAHAM			Honda - Graham6							
IDEAL LAP TIME : 1:46.712		BEST LAP TIME : 1:47.227			DIFFERENCE : 0.515							
LAP	SECTOR 1	SECTOR 2	SECTOR 3	SECTOR 4	SECTOR 5	LAP TIME	MPH	DIFF	TIME OF DAY			
1 -	109.1	29.075	14.454	110.9	13.813	28.372	85.5	1:53.147	79.13	5.920	15:23:45.260	
2 -	23.327	115.5	29.261	14.388	110.9	13.480	27.785	85.8	1:48.241	82.72	1.014	15:25:33.501
3 -	23.351	110.5	29.072	14.415	110.1	13.390	27.827	85.7	1:48.055 (3)	82.86	0.828	15:27:21.556
4 -	23.266	114.9	28.640	14.355	110.3	13.603	27.624	86.2	1:47.488 (2)	83.30	0.261	15:29:09.044
5 -	23.225	105.1	29.189	14.396	111.6	13.722	27.993	85.9	1:48.525	82.51	1.298	15:30:57.569
6 -	23.075	111.4	28.268	14.400	109.4	13.488	27.996	84.0	1:47.227 (1)	83.50		15:32:44.796

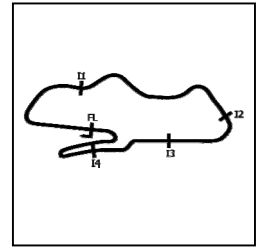
P15 35 S		Jeremy KNIGHT			Honda - Jeremy Knight Racing / SP125							
IDEAL LAP TIME : 1:47.810		BEST LAP TIME : 1:47.923			DIFFERENCE : 0.113							
LAP	SECTOR 1	SECTOR 2	SECTOR 3	SECTOR 4	SECTOR 5	LAP TIME	MPH	DIFF	TIME OF DAY			
1 -	105.5	28.919	14.297	110.3	13.678	28.498	85.2	1:53.711	78.74	5.788	15:23:45.824	
2 -	23.555	111.8	28.802	14.338	110.9	13.718	28.349	85.2	1:48.762 (3)	82.33	0.839	15:25:34.586
3 -	23.823	112.0	28.647	14.439	107.5	13.748	28.522	82.6	1:49.179	82.01	1.256	15:27:23.765
4 -	23.425	110.9	28.472	14.330	109.1	13.443	28.253	85.0	1:47.923 (1)	82.97		15:29:11.688
5 -	23.519	108.5	28.628	14.342	108.7	13.797	28.624	84.3	1:48.910	82.21	0.987	15:31:00.598
6 -	23.615	110.3	28.392	14.501	106.3	13.730	28.446	84.7	1:48.684 (2)	82.38	0.761	15:32:49.282

MCRCB BULLETIN TK320

2019 Bennetts British Superbike Championship - Round 11

2019 HEL Performance British Motostar Championship

RACE 12 - SECTOR ANALYSIS



SECTOR 1 = FL to I1, SECTOR 2 = I1 to I2, SECTOR 3 = I2 to I3, SECTOR 4 = I3 to I4, SECTOR 5 = I4 to FL, DIFF = Difference To Personal Best Lap, P = Crossed Finish Line in Pit Lane, D = Time Disallowed

P16 23		Cahal GRAHAM				KTM - North West Racing						
IDEAL LAP TIME : 1:44.792		BEST LAP TIME : 1:45.060				DIFFERENCE : 0.268						
LAP	SECTOR 1	SECTOR 2	SECTOR 3	SECTOR 4	SECTOR 5	LAP TIME	MPH	DIFF	TIME OF DAY			
1 -		<i>110.0</i>	<i>28.087</i>	34.721	109.6	14.193	27.808	90.8	2:10.642	68.54	25.582	15:24:02.755
2 -	23.161	100.9	28.499	13.963	<i>115.3</i>	13.253	27.333	90.9	1:46.209	84.30	1.149	15:25:48.964
3 -	22.815	103.4	28.303	14.096	113.3	13.196	27.355	90.8	1:45.765	84.66	0.705	15:27:34.729
4 -	<i>22.668</i>	109.2	28.355	<i>13.924</i>	115.1	<i>12.992</i>	<i>27.121</i>	90.4	<i>1:45.060 (1)</i>	<i>85.23</i>		<i>15:29:19.789</i>
5 -	22.850	105.8	28.359	14.014	115.1	13.115	27.413	90.1	1:45.751 (3)	84.67	0.691	15:31:05.540
6 -	22.793	107.7	28.111	14.075	112.4	13.340	27.374	<i>91.1</i>	1:45.693 (2)	84.72	0.633	15:32:51.233

P17 48		Sharni PINFOLD				KTM - City Lifting/RS Racing						
IDEAL LAP TIME : 1:48.007		BEST LAP TIME : 1:48.462				DIFFERENCE : 0.455						
LAP	SECTOR 1	SECTOR 2	SECTOR 3	SECTOR 4	SECTOR 5	LAP TIME	MPH	DIFF	TIME OF DAY			
1 -		102.9	29.471	14.272	112.9	14.513	28.824	<i>87.3</i>	1:55.669	77.41	7.207	15:23:47.782
2 -	23.702	101.3	29.206	<i>14.150</i>	<i>115.7</i>	13.519	28.507	87.0	1:49.084	82.08	0.622	15:25:36.866
3 -	23.558	101.6	29.075	14.186	114.1	13.781	28.320	87.2	1:48.920	82.21	0.458	15:27:25.786
4 -	<i>23.322</i>	<i>105.8</i>	29.276	14.184	112.9	13.517	28.347	87.2	1:48.646 (3)	82.41	0.184	15:29:14.432
5 -	23.429	105.1	29.182	14.264	113.5	13.599	<i>27.990</i>	86.8	1:48.464 (2)	82.55	0.002	15:31:02.896
6 -	23.493	105.3	<i>29.049</i>	14.226	110.0	<i>13.496</i>	28.198	86.2	<i>1:48.462 (1)</i>	<i>82.55</i>		<i>15:32:51.358</i>

P18 18 S		Jodie FIELDHOUSE				Honda - Go Pink Racing						
IDEAL LAP TIME : 1:48.071		BEST LAP TIME : 1:48.786				DIFFERENCE : 0.715						
LAP	SECTOR 1	SECTOR 2	SECTOR 3	SECTOR 4	SECTOR 5	LAP TIME	MPH	DIFF	TIME OF DAY			
1 -		101.8	29.526	14.402	112.5	14.253	29.034	87.1	1:55.461	77.55	6.675	15:23:47.574
2 -	23.659	101.2	29.279	<i>14.235</i>	<i>114.5</i>	<i>13.436</i>	28.187	87.0	1:48.796 (2)	82.30	0.010	15:25:36.370
3 -	23.607	103.4	29.310	14.352	112.7	13.672	<i>28.052</i>	88.0	1:48.993 (3)	82.15	0.207	15:27:25.363
4 -	23.450	102.4	<i>29.035</i>	14.403	112.4	13.608	28.290	87.0	<i>1:48.786 (1)</i>	<i>82.31</i>		<i>15:29:14.149</i>
5 -	<i>23.313</i>	<i>105.8</i>	29.393	14.336	113.7	13.634	28.372	87.0	1:49.048	82.11	0.262	15:31:03.197
6 -	23.545	<i>105.8</i>	29.079	14.321	112.2	13.633	28.499	<i>88.1</i>	1:49.077	82.09	0.291	15:32:52.274

P19 14		Jack NIXON				KTM - Santander Salt						
IDEAL LAP TIME : 1:43.222		BEST LAP TIME : 1:43.787				DIFFERENCE : 0.565						
LAP	SECTOR 1	SECTOR 2	SECTOR 3	SECTOR 4	SECTOR 5	LAP TIME	MPH	DIFF	TIME OF DAY			
1 -		<i>114.9</i>	27.488	<i>13.407</i>	<i>120.0</i>	<i>12.847</i>	27.259	<i>89.0</i>	1:46.414	84.14	2.627	15:23:38.527
2 -	<i>22.555</i>	114.3	<i>27.399</i>	13.567	116.1	12.937	27.564	88.8	1:44.022 (2)	86.08	0.235	15:25:22.549
3 -	22.725	111.1	27.477	13.703	114.7	12.868	<i>27.014</i>	87.3	<i>1:43.787 (1)</i>	<i>86.27</i>		<i>15:27:06.336</i>
4 -	22.900	111.4	28.648	14.460	107.7	13.553	29.070	80.6	1:48.631 (3)	82.43	4.844	15:28:54.967
5 -	24.931	101.5	30.553	16.530	83.6	16.011	IN PIT		2:07.657 P	70.14	23.870	15:31:02.624

Weather / Track : Cloudy / Dry

Results can be found at www.tsl-timing.com

Page 4 of 4

Donington Park GP
Circuit Length = 2.4873 miles
Start: 15:21 Flag 15:31 End: 15:33

Printed - 15:35 Sunday, 06 October 2019

MCRCB BULLETIN TK321

2019 Bennetts British Superbike Championship - Round 11

2019 HEL Performance British Motostar Championship

RACE 12 - BEST SECTORS

POS	SECTOR 1		SECTOR 2		SECTOR 3		SECTOR 4		SECTOR 5		IDEAL / BEST COMPARISON						
	NO	TIME	NO	TIME	NO	TIME	NO	TIME	NO	TIME	POS	NO	NAME	IDEAL	BEST	DIFF	
														PERFECT LAP	1:37.930		
1	96	PAA 21.314	96	PAA 26.313	45	SWA 12.930	70	WHA 12.098	70	WHA 25.275	1	70	WHATLEY	1:38.427	1:38.845	0.418	
2	70	WHA 21.401	45	SWA 26.375	70	WHA 13.076	96	PAA 12.125	96	PAA 25.541	2	96	PAASCH	1:38.445	1:38.647	0.202	
3	45	SWA 21.436	70	WHA 26.577	96	PAA 13.152	45	SWA 12.296	45	SWA 26.074	3	45	SWANN	1:39.111	1:39.239	0.128	
4	7	BES 21.908	7	BES 26.816	7	BES 13.287	7	BES 12.345	7	BES 26.422	4	7	BEST	1:40.778	1:40.942	0.164	
5	72	HOR 22.095	72	HOR 26.924	72	HOR 13.376	19	OGD 12.565	19	OGD 26.516	5	72	HORSMAN	1:41.608	1:41.995	0.387	
6	19	OGD 22.172	19	OGD 26.931	14	NIX 13.407	72	HOR 12.604	16	CLA 26.531	6	19	OGDEN	1:41.631	1:41.829	0.198	
7	16	CLA 22.256	17	BOU 27.175	19	OGD 13.447	17	BOU 12.715	72	HOR 26.609	7	16	CLARIDGE	1:42.487	1:42.857	0.370	
8	17	BOU 22.366	16	CLA 27.328	16	CLA 13.567	16	CLA 12.805	17	BOU 26.706	8	17	BOURNE	1:42.606	1:42.868	0.262	
9	14	NIX 22.555	14	NIX 27.399	17	BOU 13.644	14	NIX 12.847	14	NIX 27.014	9	14	NIXON	1:43.222	1:43.787	0.565	
10	37	TIN 22.617	37	TIN 27.758	54	BUR 13.722	54	BUR 12.892	23	GRA 27.121	10	37	TINKER	1:44.261	1:44.382	0.121	
11	23	GRA 22.668	69	SCO 27.784	37	TIN 13.731	37	TIN 12.953	37	TIN 27.202	11	23	GRAHAM	1:44.792	1:45.060	0.268	
12	54	BUR 22.801	71	HIN 27.833	23	GRA 13.924	23	GRA 12.992	66	THO 27.388	12	54	BURMAN	1:45.143	1:46.005	0.862	
13	71	HIN 23.019	54	BUR 27.986	71	HIN 14.009	71	HIN 13.044	69	SCO 27.540	13	71	HIND	1:45.650	1:46.090	0.440	
14	15	GRA 23.075	66	THO 28.005	66	THO 14.072	66	THO 13.343	15	GRA 27.624	14	66	THOMAS	1:45.926	1:45.926	0.000	
15	66	THO 23.118	23	GRA 28.087	48	PIN 14.150	15	GRA 13.390	54	BUR 27.742	15	69	SCOTT	1:46.196	1:46.696	0.500	
16	69	SCO 23.209	15	GRA 28.268	69	SCO 14.204	18	FIE 13.436	71	HIN 27.745	16	15	GRAHAM	1:46.712	1:47.227	0.515	
17	18	FIE 23.313	35	KNI 28.392	18	FIE 14.235	35	KNI 13.443	48	PIN 27.990	17	35	KNIGHT	1:47.810	1:47.923	0.113	
18	48	PIN 23.322	18	FIE 29.035	35	KNI 14.297	69	SCO 13.459	18	FIE 28.052	18	48	PINFOLD	1:48.007	1:48.462	0.455	
19	35	KNI 23.425	48	PIN 29.049	15	GRA 14.355	48	PIN 13.496	35	KNI 28.253	19	18	FIELDHOUSE	1:48.071	1:48.786	0.715	

Weather / Track : Cloudy / Dry

Results can be found at www.tsl-timing.com

Donington Park GP
 Circuit Length = 2.4873 miles
 Start: 15:21 Flag 15:31 End: 15:33

Printed - 15:36 Sunday, 06 October 2019

MCRCB BULLETIN TK322**2019 Bennetts British Superbike Championship - Round 11****2019 HEL Performance British Motostar Championship****RACE 12 - BEST SPEEDS**

POS	INTERMEDIATE 1		INTERMEDIATE 2		INTERMEDIATE 3		INTERMEDIATE 4		FINISH LINE				
	NO	NAME	MPH	NO	NAME	MPH	NO	NAME	MPH	NO	NAME	MPH	
1	96	PAASCH	124.2			45	SWANN	127.0			70	WHATLEY	96.8
2	45	SWANN	122.9			96	PAASCH	125.9			96	PAASCH	95.4
3	72	HORSMAN	121.5			70	WHATLEY	125.9			45	SWANN	93.9
4	7	BEST	121.3			54	BURMAN	123.8			54	BURMAN	93.4
5	19	OGDEN	119.4			7	BEST	120.9			7	BEST	92.0
6	70	WHATLEY	118.9			14	NIXON	120.0			23	GRAHAM	91.1
7	16	CLARIDGE	118.5			16	CLARIDGE	119.4			16	CLARIDGE	90.3
8	17	BOURNE	118.3			72	HORSMAN	118.5			72	HORSMAN	89.8
9	71	HIND	117.9			19	OGDEN	116.3			19	OGDEN	89.7
10	69	SCOTT	115.5			48	PINFOLD	115.7			37	TINKER	89.1
11	15	GRAHAM	115.5			66	THOMAS	115.3			14	NIXON	89.0
12	37	TINKER	115.3			23	GRAHAM	115.3			17	BOURNE	88.1
13	14	NIXON	114.9			17	BOURNE	115.1			69	SCOTT	88.1
14	35	KNIGHT	112.0			37	TINKER	114.7			18	FIELDHOUSE	88.1
15	23	GRAHAM	110.0			18	FIELDHOUSE	114.5			66	THOMAS	87.8
16	66	THOMAS	108.7			69	SCOTT	112.9			71	HIND	87.4
17	54	BURMAN	107.3			71	HIND	112.0			48	PINFOLD	87.3
18	48	PINFOLD	105.8			15	GRAHAM	111.6			15	GRAHAM	86.2
19	18	FIELDHOUSE	105.8			35	KNIGHT	110.9			35	KNIGHT	85.2

Weather / Track : Cloudy / Dry

Results can be found at www.tsl-timing.comDonington Park GP
Circuit Length = 2.4873 miles
Start: 15:21 Flag 15:31 End: 15:33

Printed - 15:36 Sunday, 06 October 2019

MCRCB BULLETIN TK323

2019 Bennetts British Superbike Championship - Round 11

2019 HEL Performance British Motostar Championship

RACE 12 - STATISTICS

Competitors Started 19
Planned Start 2019-10-06 @ 15:00:00.000
Actual Start 2019-10-06 @ 15:21:52.112
Finish Time 2019-10-06 @ 15:31:51.238
Track Length 2.4873mi.
Total Laps 113
Total Distance Covered 281.0704mi.

Session Fastest Lap History

NO	CL	NAME	LAP TIME	TIME OF DAY	LAP	VEHICLE
70		Joshua WHATLEY	1:39.598	15:25:15.259	2	KTM
45		Scott SWANN	1:39.526	15:25:16.222	2	IFS KTM
70		Joshua WHATLEY	1:39.169	15:26:54.428	3	KTM
70		Joshua WHATLEY	1:38.982	15:28:33.410	4	KTM
96		Brandon PAASCH	1:38.928	15:28:33.901	4	KTM
70		Joshua WHATLEY	1:38.845	15:30:12.255	5	KTM
96		Brandon PAASCH	1:38.707	15:30:12.607	5	KTM
96		Brandon PAASCH	1:38.647	15:31:51.253	6	KTM

Session Leader History

NO	CL	NAME	FROM LAP	LAPS LED	DISTANCE	VEHICLE
70		Joshua WHATLEY	1	5	12.39 miles	KTM
96		Brandon PAASCH	6	1	2.48 miles	KTM

Flag History

TYPE	TIME OF DAY
GREEN	15:21:52.112
FINISH	15:31:51.238

Flag Statistics

TYPE	COUNT	TOTAL LAPS	TOTAL TIME
Green	1	6	11:40.744
Red	0	0	0.000
Safety Car	0	0	0.000
FCY	0	0	0.000

Weather / Track : Cloudy / Dry

MCRCB BULLETIN TK323

2019 Bennetts British Superbike Championship - Round 11

2019 HEL Performance British Motostar Championship

RACE 12 - STATISTICS

CLASS :

8 Starters

Fastest Lap History

NO	NAME	LAP TIME	TIME OF DAY	LAP	VEHICLE
70	Joshua WHATLEY	1:39.598	15:25:15.259	2	KTM
45	Scott SWANN	1:39.526	15:25:16.222	2	IFS KTM
70	Joshua WHATLEY	1:39.169	15:26:54.428	3	KTM
70	Joshua WHATLEY	1:38.982	15:28:33.410	4	KTM
96	Brandon PAASCH	1:38.928	15:28:33.901	4	KTM
70	Joshua WHATLEY	1:38.845	15:30:12.255	5	KTM
96	Brandon PAASCH	1:38.707	15:30:12.607	5	KTM
96	Brandon PAASCH	1:38.647	15:31:51.253	6	KTM

Leader History

NO	NAME	FROM LAP	LAPS LED	DISTANCE	VEHICLE
70	Joshua WHATLEY	1	5	12.39 miles	KTM
96	Brandon PAASCH	6	1	2.48 miles	KTM

MCRCB BULLETIN TK323

2019 Bennetts British Superbike Championship - Round 11

2019 HEL Performance British Motostar Championship

RACE 12 - STATISTICS

CLASS : S

11 Starters

Fastest Lap History

NO	NAME	LAP TIME	TIME OF DAY	LAP	VEHICLE
72	Cameron HORSMAN	1:41.995	15:25:19.546	2	Honda
19	Scott OGDEN	1:41.829	15:25:20.459	2	Honda

Leader History

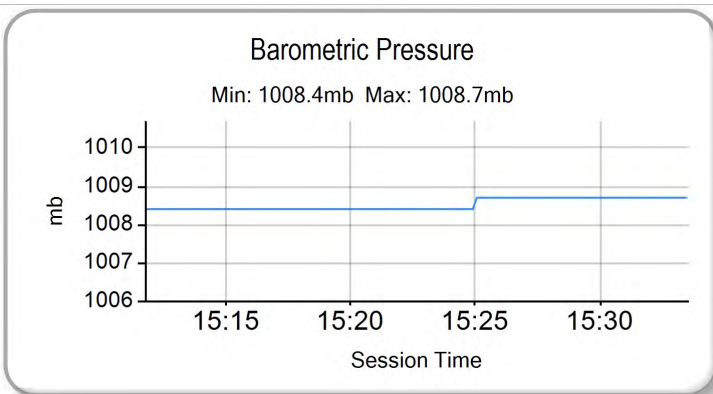
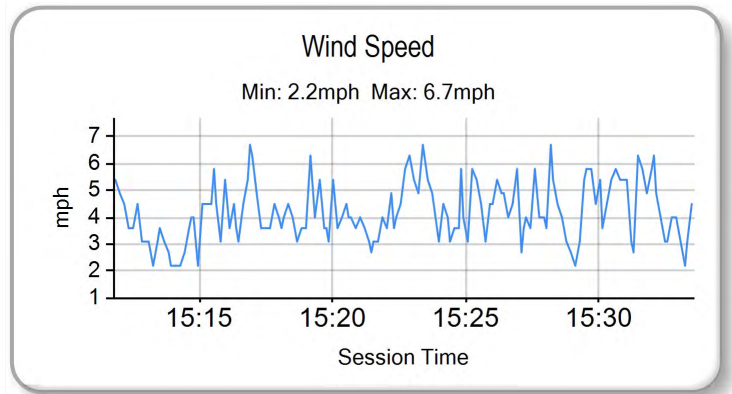
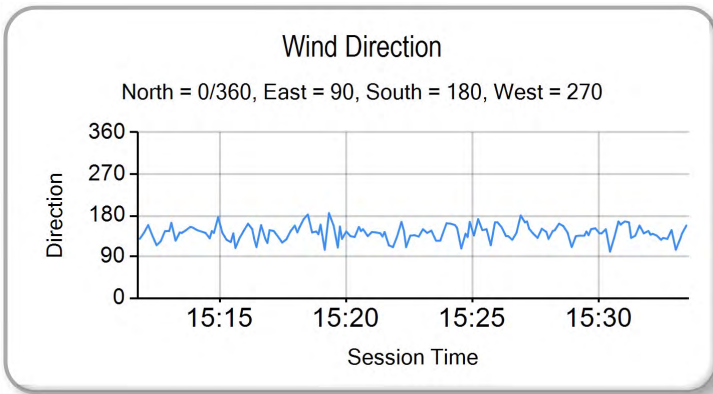
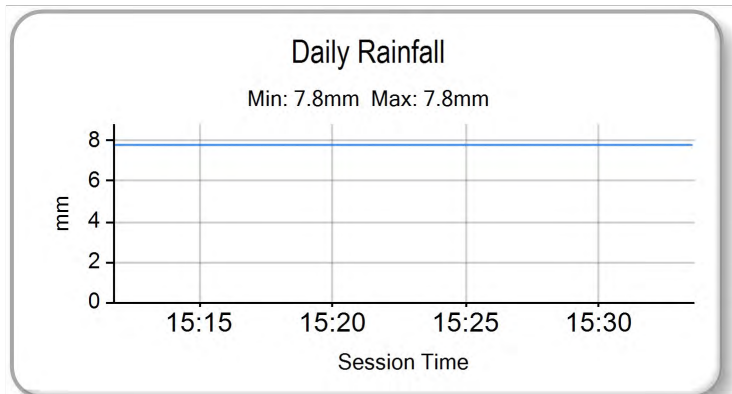
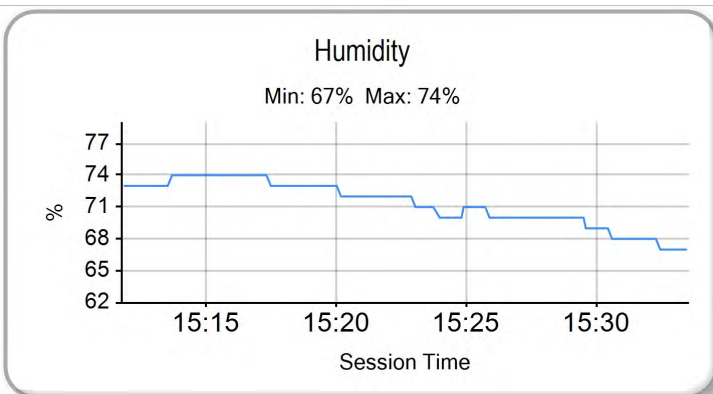
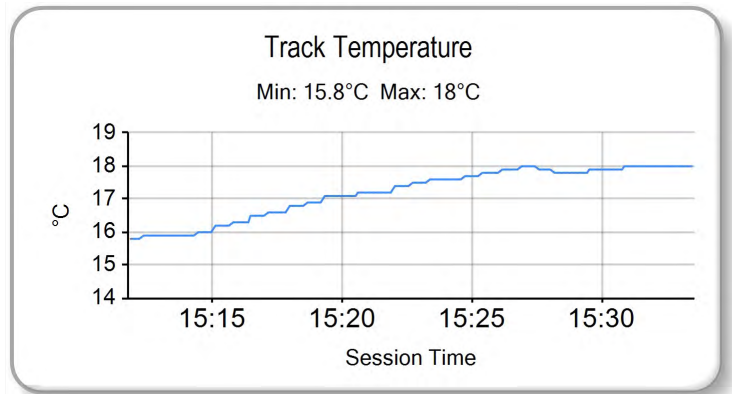
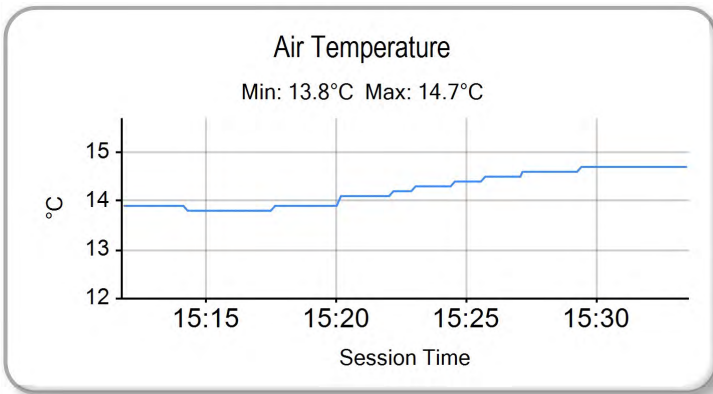
NO	NAME	FROM LAP	LAPS LED	DISTANCE	VEHICLE
72	Cameron HORSMAN	1	6	14.88 miles	Honda

MCRCB BULLETIN TK324

2019 Bennetts British Superbike Championship - Round 11

2019 HEL Performance British Motostar Championship

RACE 12 - WEATHER CONDITIONS



Weather / Track : Cloudy / Dry

Results can be found at www.tsl-timing.com

Donington Park GP
Circuit Length = 2.4873 miles
Start: 15:21 Flag 15:31 End: 15:33

Printed - 15:37 Sunday, 06 October 2019



2019 HEL Performance British Motostar Championship
MOTO 3 GP POINTS AFTER ROUND 16

		TOTAL	GAP	DIFF																			Wins	Seconds	Thirds																			
					1	2	3	4	5	6	7	8	9	10	11	12	13	14	15	16	17	18																						
						4th-6th May		Oulton Park International		14th-16th June		Brands Hatch GP		28th-30th June		Knockhill		2nd-3rd August		Thrupton		16th-18th August		Cadwell Park		6th-8th September		Oulton Park International		20th-22nd September		TT Circuit Assen		4th-6th October		Donington Park GP		18th-20th October		Brands Hatch GP				
1	Brandon PAASCH	272			25	25	20	25	20	20	20	20	20	20	25	20	11	16	25																					5	6	1		
2	Joshua WHATLEY	248	24		11	10	9	11	13	16	16	25	20	16	20	16	25	20	20																						2	4	4	
3	Asher DURHAM	227	45	21	13	13	13	13	11	11	25	25	13	25	13	11	16	25																							4	0	1	
4	Dan JONES	164	108	63	20	25			11	16	16	25	13	13	25	13	13																								3	1	2	
5	Scott SWANN	161	111	3	20	16	16	16	20	13	16	25	13	13	25	13	13	8	10	10	16																					0	2	5
6	Edmund BEST	123	149	38	10	11	8	10	13	10	10	10	10	10	10	10	10	16	6	7	9	13																				0	0	1
7	Jack NIXON	121	151	2	16	10	20						11	10	13	10	20	11																								0	2	1
8	Victor RODRIGUEZ	110	162	11		11	16	25	25	13	20																														2	1	1	
9	Sam BURMAN	110	162	0	6	8	3	6	7	8	9	11	7	9	8	9		8	11																							0	0	0
10	Sharni PINFOLD	88	184	22	7	6	5	8		8	10	6	7	7	4	5	6	9																								0	0	0
11	Jamie DAVIS	84	188	4	9	9	6	9	9	10		9	8	7	8																											0	0	0
12	Jerry van de BUNT	76	196	8		7	10					8	10	9	10	13	9																									0	0	0
13	Jake ARCHER	46	226	30								11	13	11	11																											0	0	0
14	Harry LEIGH	38	234	8	8	7	1	5	8	9																																0	0	0
15	Connor SELLORS	21	251	17	5	5	4	7																																		0	0	0
16	Cahal GRAHAM	17	255	4														7	10																							0	0	0
17	Thomas SNOW	16	256	1						7	9																															0	0	0
18	Osian JONES	11	261	5												5	6																									0	0	0
19	Bradley WILSON	10	262	1	4			6																																		0	0	0
20	Ryan van de LAGEMAAT	9	263	1												9																										0	0	0
21	Raul RODRIGUEZ	6	266	3			2	4																																		0	0	0

2019 HEL Performance British Motostar Championship

MOTO 3 STANDARD POINTS AFTER ROUND 16

		TOTAL	GAP	DIFF																			Wins	Seconds	Thirds																	
					1	2	3	4	5	6	7	8	9	10	11	12	13	14	15	16	17	18																				
						4th-6th May		Oulton Park International		14th-16th June		Brands Hatch GP		28th-30th June		Knockhill		2nd-3rd August		Thruxton		16th-18th August		Cadwell Park		6th-8th September		Oulton Park International		20th-22nd September		TT Circuit Assen		4th-6th October		Donington Park GP		18th-20th October		Brands Hatch GP		
1	Scott OGDEN	302			20	25	25	25	20	7				25	25	25	20	20	20	20	20	25	20														7	6	0			
2	Cameron HORSMAN	270	32		25	20	20	20	25	20				20	20						25	25	25														6	6	0			
3	Franco BOURNE	243	59	27	11	13	11	16	13	16	25	25		16	16					20	16	13	16			16											2	1	7			
4	Harvey CLARIDGE	162	140	81	10	10	10		16	25				11	11					16		16	13			11	13										1	0	3			
5	Josh HIATT	124	178	38	6	9	8		11	11	13	16		10						13	9		10		8												0	0	1			
6	Corey TINKER	116	186	8	7	4	6	9	10					8	9					10	10	11	11		10	11											0	0	0			
7	Jodie FIELDHOUSE	104	198	12	5	7	9				16	20		7	7					5	9	9		5	5												0	1	1			
8	Jeremy KNIGHT	89	213	15	9			11			20	13		10						7	10			3	6												0	1	0			
9	Charlie FARRER	87	215	2	16	16	16		13					13	13																						0	0	3			
10	Annabel THOMAS	64	238	23	8	8	7	10	7													8		7	9												0	0	0			
11	Jamie LYONS	63	239	1		6			8	9												11	13		16													0	0	1		
12	Rhys IRWIN	50	252	13	13	11	13	13																														0	0	0		
13	Jack HART	40	262	10																		9	11		20													0	1	0		
14	Ross MAGUIRE	32	270	8			5	8	9	10																												0	0	0		
15	Kyal TINKER	32	270	0	4	5	2	7	6	8																												0	0	0		
16	Louis RENDELL	31	271	1										9	8						8	6																0	0	0		
17	Harry LEIGH	21	281	10																		8		13															0	0	0	
18	Bradley WILSON	20	282	1																			7		2														0	0	0	
19	James HIND	19	283	1																					9	10													0	0	0	
20	Calum BEACH	14	288	5	3	3	3	5																															0	0	0	
21	Gary SCOTT	12	290	2																					4	8														0	0	0
22	Ash BARNES	10	292	2			4	6																															0	0	0	
23	Pádraig GRAHAM	7	295	3																					7														0	0	0	
24	Josh CORNER	6	296	1																					6														0	0	0	