



HEL PERFORMANCE BRITISH MOTOSTAR

Round 9

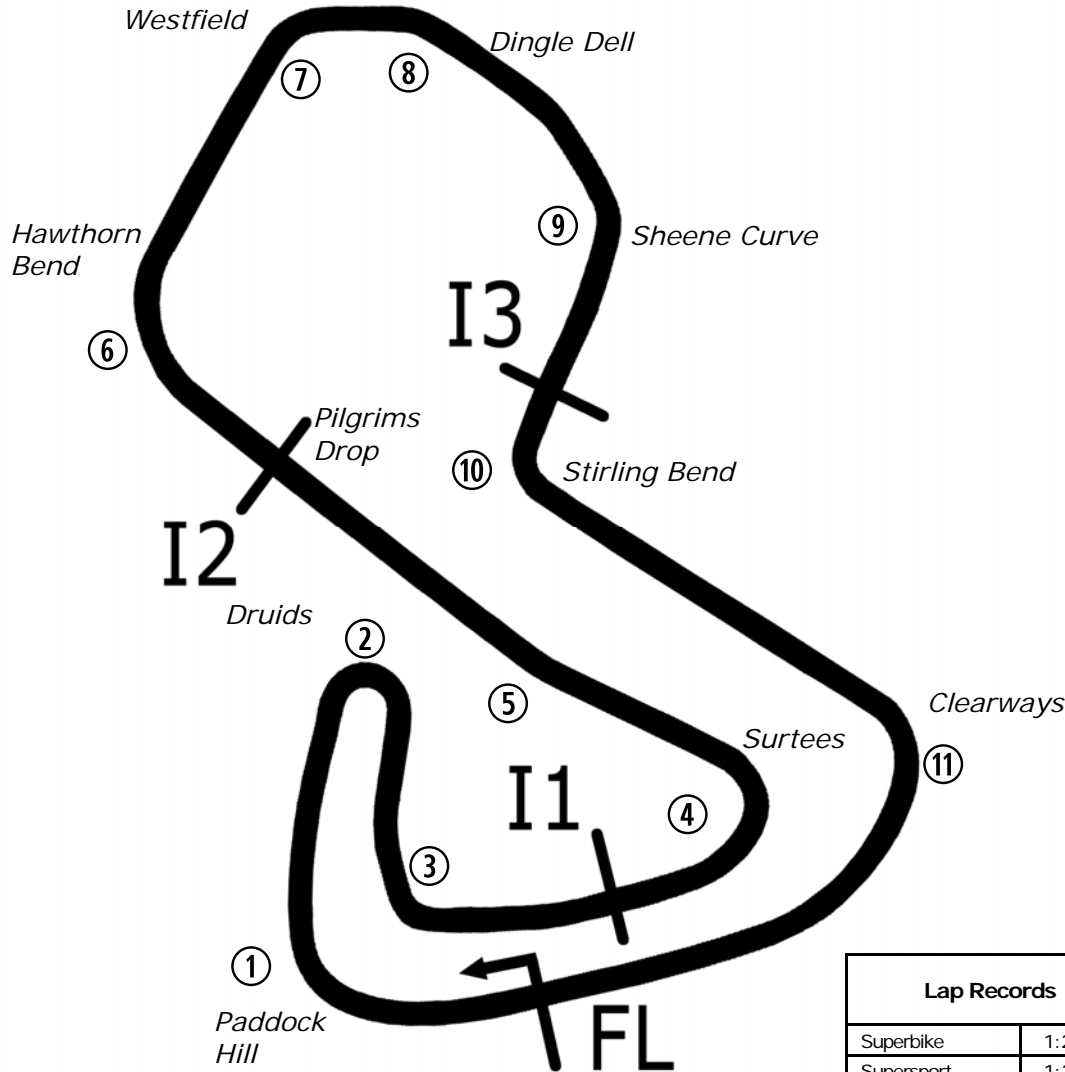
Brands Hatch GP

18th – 20th October 2019

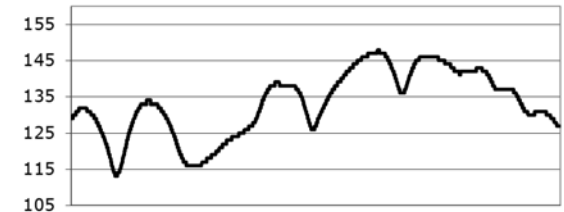


Results Provided by Timing Solutions Ltd
www.tsl-timing.com

Brands Hatch GP



Circuit Altitude (m)



Length	2.4332 miles	3916.0 m	
FL		51.36032 N	0.26032 E
I1	1116m	51.35934 N	0.25955 E
I2	1796m	51.35628 N	0.22660 E
I3	2928m	51.35532 N	0.26250 E
Pit Entry	3646m	51.35911 N	0.25743 E
Pit Exit	83m after FL	51.36017 N	0.26051 E
Pit Entry–Pit Exit 332m, 19.9s @60kph, 14.9s @80kph			

Lap Records		Best Sector Information							
		Sector 1 (FL - I1)	I1 Trap (mph)	Sector 2 (I1 - I2)	I2 Trap (mph)	Sector 3 (I2 - I3)	I3 Trap (mph)	Sector 4 (I3 - FL)	F/L Trap (mph)
Superbike	1:24.873	26.954	131.5	14.513	169.8	23.022	103.0	19.625	166.9
Supersport	1:27.675	27.760	123.3	15.236	156.7	23.473	101.2	20.581	156.8
Superstock 1000	1:27.160	27.681	127.5	14.926	164.8	23.527	100.6	20.299	163.6
Superstock 600	1:29.845	28.321	119.6	15.580	153.5	23.915	100.4	20.969	149.8
Motostar	1:32.033	28.852	109.2	16.766	135.2	24.170	100.7	22.040	132.8
Sidecar 600	1:32.055	29.234	106.8	16.931	134.2	23.951	97.6	22.043	130.3
Ducati Cup	1:29.814	28.510	120.4	15.555	153.9	24.294	97.6	21.016	150.4
Junior Supersport	1:40.911	31.268	93.9	18.756	116.1	26.459	91.5	24.075	115.7

2019 HEL Performance British Motostar Championship
MOTO 3 GP RIDER PERFORMANCE CHART AFTER ROUND 16



#	NAME / BIKE	4th-6th May		14th-16th June		28th-30th June		2nd-3rd August		16th-18th August		6th-8th September		20th-22nd September		4th-6th October		18th-20th October	
		1	2	3	4	5	6	7	8	9	10	11	12	13	14	15	16	17	18
1	Victor RODRIGUEZ (DR Moto)	DF	DF	5	3														
2	Raul RODRIGUEZ (DR Moto)			14	12	1*	1	DF	4	2	DF								
3	Thomas SNOW (Mahindra)							9	7										
5	Osian JONES (KTM)												11	10					
7	Edmund BEST (KTM)	6	5	8		6	4	6		6	DF	DF	3	10	9	7	4		
11	Dan JONES (KTM)	DF	2	1*	DF	DF	DF	5	3	3*	DF	1*	DF	1*	4	4			
14	Jack NIXON (KTM)	3	DF	6	2	DF	DF			DF	5	6	4	6	2*	5	DF		
21	Jerry van de BUNT (KTM)			9	6					8	6	7	6	4	7				
23	Ryan van der LAGEMAAT (KTM)													7	DF				
23	Cahal GRAHAM (KTM)															9	6		
33	Kamil BARCIK (WSRT)	NQ																	
39	Connor SELLORS (Mahindra)	11	11	12	9														
45	Scott SWANN (ITS KTM)	2*	3	3	DF*	3	2*	4	DF	DF	2	DF	DF*	8	6	6	3		
47	Jake ARCHER (KTM)									5	4	5	5						
48	Sharni PINFOLD (KTM)	9	10	11	8			8	6	10	DF	9	9	12	11	10	7		
54	Sam BURMAN (KTM)	10	8	13	10	9	8	7	5	9	7	8	7			8	5		
56	Bradley WILSON (Honda)	12	DF	DF	DF	10	DF												
64	Asher DURHAM (Mahindra)	4	4*	4	4	5	5	1	1	4	1	4	DF	5	3	1			
70	Joshua WHATLEY (KTM)	5	6	7	5	4	3	3*	DF*	1	3	3	2	3	1	2*	2		
88	Harry LEIGH (KTM)	8	9	15	11	8	7												
96	Brandon PAASCH (KTM)	1	1	2	1	2	DF	2	2	DF	DF	2	1	2	5	3	1*		
99	Jamie DAVIES (KTM)	7	7	10	7	7	6			7	DF	DF	8	9	8				

* Denotes Fastest Lap | DF = Did Not Finish | NQ = Did Not Qualify | NC = Finished but Not Classified | EX = Excluded | Change of Team/Machine ||

Denotes Pole Position

2019 HEL Performance British Motostar Championship



MOTO 3 STANDARD RIDER PERFORMANCE CHART AFTER ROUND 16

#	NAME / BIKE	4th-6th May		14th-16th June		28th-30th June		2nd-3rd August		16th-18th August		6th-8th September		20th-22nd September		4th-6th October		18th-20th October	
		1	2	3	4	5	6	7	8	9	10	11	12	13	14	15	16	17	18
2	Brian HART (Honda)																		
3	Lous RENDELL (Honda)									7	8	8	10						
16	Harvey CLARIDGE (Honda)	6	6	6	DF	3	1			5	5	3	DF	3	4	5	4		
15	Padraig GRAHAM (Honda)															DF	9		
17	Franco BOURNE (Honda)	5	4	5	3	4	3	1*	1*	3	3	2	3	4	3	DF	3		
18	Jodie FIELDHOUSE (Honda)	11	9	7	DF			3	2	9	9	DF	11	7	7	11	11		
19	Scott OGDEN (Honda)	2	1	1*	1*	2	9			1*	1*	1*	2	2	2	1*	2*		
20	Jack HART (Honda)												7	5		2			
22	Ross MAGUIRE (Honda)			11	8	7	6												
27	Calum BEACH (Honda)	13	13	13	11														
35	Jeremy KNIGHT (Honda)	7	DF	DF	5	DF		2	4	DF	6	DF	9	6	DF	13	10		
37	Corey TINKER (Honda)	9	12	10	7	6	DF			8	7	6	6	5	5	6	5		
41	Kyal TINKER (Honda)	12	11	14	9	10	8												
46	Ash BARNES (Honda)			12	10														
56	Bradley WILSON (Honda)							5						9		14			
57	Josh HIATT (Honda)	10	7	8		5	5	4	3	6	DF	4	7			6	8		
66	Annabel THOMAS (Honda)	8	8	9	6	9	DF	DF						8	DF	9	7		
69	Rhys IRWIN (Honda)	4	5	4	4														
69	Gary SCOTT (Honda)															12	8		
71	Charlie FARRER (Honda)	3	3	3	DF	DF*	4			4	4								
71	James HIND (Honda)															7	6		
72	Cameron HORSMAN (Honda)	1*	2*	2	2	1	2			2	2	DF	1	1	1*	DF	1		
77	Jamie LYONS (Honda)	DF	10			8	7					5	4			3			
88	Harry LEIGH (Honda)											DF	8			4			
97	Josh CORNER (Honda)															10			

* Denotes Fastest Lap | DF = Did Not Finish | NQ = Did Not Qualify | NC = Finished but Not Classified | EX = Excluded | Change of Team/Machine ||

Denotes Pole Position



POS	NO	CL	PIC NAME	NAT	ENTRY	TIME	ON	LAPS	GAP	DIFF	MPH
1	64		1 Asher DURHAM	GBR	Mahindra - Microlise Cresswell Racing	1:42.860	14	14			85.16
2	21		2 Jerry van de BUNT	NED	KTM - Raha61/LJ-Racing	1:43.256	11	13	0.396	0.396	84.83
3	45		3 Scott SWANN	GBR	IFS KTM - IFS Team Swann Racing	1:43.289	11	13	0.429	0.033	84.80
4	96		4 Brandon PAASCH	USA	KTM - FPW Racing	1:43.537	13	13	0.677	0.248	84.60
5	7		5 Edmund BEST	GBR	KTM - SymCirrus Motorsport	1:43.934	12	13	1.074	0.397	84.28
6	14		6 Jack NIXON	GBR	KTM - Santander Salt	1:43.972	11	11	1.112	0.038	84.25
7	11		7 Dan JONES	GBR	KTM - City Lifting/RS Racing	1:44.747	3	6	1.887	0.775	83.62
8	72	S	1 Cameron HORSMAN	GBR	Honda - Nova Racing/SP 125	1:45.153	12	12	2.293	0.406	83.30
9	25		8 Mike BROUWERS	NED	Mahindra - Microlise Cresswell Racing	1:46.126	11	11	3.266	0.973	82.54
10	70		9 Joshua WHATLEY	GBR	KTM - KRP	1:46.431	5	7	3.571	0.305	82.30
11	19	S	2 Scott OGDEN	GBR	Honda - Premium Motorhomes Scott Ogden Racing	1:46.597	7	7	3.737	0.166	82.17
12	16	S	3 Harvey CLARIDGE	GBR	Honda - Nova Racing/SP 125	1:48.969	10	10	6.109	2.372	80.38
13	35	S	4 Jeremy KNIGHT	GBR	Honda - Jeremy Knight Racing / SP125	1:49.060	12	12	6.200	0.091	80.32
14	54		10 Sam BURMAN	GBR	KTM - TeamWNT Burman Racing	1:49.082	11	13	6.222	0.022	80.30
15	3	S	5 Harrison DESOY	GBR	Honda - Microlise Cresswell Racing	1:49.559	12	12	6.699	0.477	79.95
16	17	S	6 Franco BOURNE	GBR	Honda - Franco Bourne / SP125	1:50.064	9	12	7.204	0.505	79.58
17	48		11 Sharni PINFOLD	AUS	KTM - City Lifting/RS Racing	1:50.286	10	11	7.426	0.222	79.42
18	37	S	7 Corey TINKER	GBR	Honda - Microlise Cresswell Racing	1:50.355	11	12	7.495	0.069	79.37
19	5	S	8 Osian JONES	GBR	Honda - SymCirrus Motorsport	1:50.642	10	10	7.782	0.287	79.17
20	18	S	9 Jodie FIELDHOUSE	GBR	Honda - Go Pink Racing	1:52.415	10	11	9.555	1.773	77.92
21	66	S	10 Annabel THOMAS	GBR	Honda - Four Anjels Racing	1:53.350	13	13	10.490	0.935	77.28
22	57	S	11 Josh HIATT	GBR	Honda - Sorrymate.com	1:53.380	12	12	10.520	0.030	77.26

CLASS "" - QUALIFYING LAPTINE (110.0% of 1:42.860) = 1:53.146

CLASS "S" - QUALIFYING LAPTINE (110.0% of 1:45.153) = 1:55.668

23	56		12 Bradley WILSON	GBR	Honda - B.Wilson Racing	1:53.746	12	13	10.886	0.366	77.01
24	99	S	12 Harry COOK	GBR	Honda - Banks Racing						

Weather / Track : Cloudy / Drying

These results are provisional until the conclusion of any judicial and technical matters.

Brands Hatch GP

Circuit Length = 2.4332 miles

Start: 11:10 Flag 11:35 End: 11:37

Race Director :	Stewards :	Timekeeper :
-----------------	------------	--------------

Results can be found at www.britishsuperbike.com

Printed - 11:37 Friday, 18 October 2019

MCRCB BULLETIN TK020

2019 Bennetts British Superbike Championship - Dickies Round 12

2019 HEL Performance British Motorstar Championship

FREE PRACTICE 1 - SECTOR ANALYSIS



SECTOR 1 = FL to I1, SECTOR 2 = I1 to I2, SECTOR 3 = I2 to I3, SECTOR 4 = I3 to FL, DIFF = Difference To Personal Best Lap, P = Crossed Finish Line in Pit Lane, D = Time Disallowed

P1 64		Asher DURHAM				Mahindra - Microlise Cresswell Racing						
IDEAL LAP TIME : 1:42.526		BEST LAP TIME : 1:42.860				DIFFERENCE : 0.334						
LAP	SECTOR 1	SECTOR 2		SECTOR 3		SECTOR 4		LAP TIME	MPH	DIFF	TIME OF DAY	
1 -	OUTLAP	92.9	20.026	119.8	31.512	64.4	26.517	121.3	1:56.405	75.25	13.545	11:13:35.639
2 -	35.496	96.9	19.248	122.9	30.439	71.7	25.587	122.9	1:50.770	79.08	7.910	11:15:26.409
3 -	34.722	97.3	18.963	125.6	29.804	75.9	25.376	123.3	1:48.865	80.46	6.005	11:17:15.274
4 -	33.741	97.5	18.665	124.7	29.248	76.2	24.958	124.2	1:46.612	82.16	3.752	11:19:01.886
5 -	33.342	97.1	18.593	125.6	28.795	77.1	24.940	123.8	1:45.670	82.89	2.810	11:20:47.556
6 -	32.962	95.8	18.741	126.1	28.551	75.0	24.911	124.5	1:45.165	83.29	2.305	11:22:32.721
7 -	33.603	98.3	18.459	126.3	29.359	77.4	24.697	124.2	1:46.118	82.54	3.258	11:24:18.839
8 -	32.778	97.1	18.556	126.3	28.654	77.8	24.503	124.5	1:44.491	83.83	1.631	11:26:03.330
9 -	33.610	99.8	18.498	126.3	28.335	78.8	24.651	124.5	1:45.094	83.35	2.234	11:27:48.424
10 -	33.422	91.0	18.961	125.6	29.007	73.5	24.635	123.8	1:46.025	82.62	3.165	11:29:34.449
11 -	32.319	100.0	18.331	126.1	28.019	78.1	24.353	124.9	1:43.022 (3)	85.02	0.162	11:31:17.471
12 -	32.154	99.5	18.394	126.1	27.948	77.9	24.493	124.9	1:42.989 (2)	85.05	0.129	11:33:00.460
13 -	32.480	98.9	18.302	126.6	28.150	77.6	24.378	124.0	1:43.310	84.79	0.450	11:34:43.770
14 -	32.273	98.2	18.453	126.1	28.012	78.1	24.122	124.7	1:42.860 (1)	85.16		11:36:26.630

P2 21		Jerry van de BUNT				KTM - Raha61/LJ-Racing						
IDEAL LAP TIME : 1:43.033		BEST LAP TIME : 1:43.256				DIFFERENCE : 0.223						
LAP	SECTOR 1	SECTOR 2		SECTOR 3		SECTOR 4		LAP TIME	MPH	DIFF	TIME OF DAY	
1 -	OUTLAP	91.0	20.016	118.9	32.338	70.7	25.689	127.3	1:54.787	76.31	11.531	11:13:57.945
2 -	34.213	94.1	19.128	123.5	30.025	69.5	25.950	125.6	1:49.316	80.13	6.060	11:15:47.261
3 -	33.391	102.2	19.144	121.3	29.743	74.0	25.148	126.6	1:47.426	81.54	4.170	11:17:34.687
4 -	33.820	98.1	18.823	124.7	30.046	73.5	25.389	125.4	1:48.078	81.05	4.822	11:19:22.765
5 -	33.709	99.1	18.709	126.1	30.641	67.5	IN PIT		2:53.582 P	50.46	1:10.326	11:22:16.347
6 -	OUTLAP	74.3	22.159	105.6	31.264	69.7	25.902	126.3	1:57.988	74.24	14.732	11:24:14.335
7 -	33.543	98.2	18.424	125.9	29.242	73.6	25.046	125.6	1:46.255	82.44	2.999	11:26:00.590
8 -	33.075	101.6	18.312	126.8	28.993	78.5	25.076	126.1	1:45.456	83.06	2.200	11:27:46.046
9 -	34.705	94.5	19.344	125.4	29.815	69.9	24.865	126.3	1:48.729	80.56	5.473	11:29:34.775
10 -	32.456	102.4	18.284	128.0	28.400	78.3	24.549	126.8	1:43.689 (3)	84.48	0.433	11:31:18.464
11 -	32.351	101.6	18.184	127.3	28.406	79.3	24.315	127.0	1:43.256 (1)	84.83		11:33:01.720
12 -	32.653	93.5	18.594	128.0	28.402	81.4	24.458	125.6	1:44.107	84.14	0.851	11:34:45.827
13 -	32.268	103.8	18.432	128.3	28.266	76.8	24.416	125.2	1:43.382 (2)	84.73	0.126	11:36:29.209

P3 45		Scott SWANN				IFS KTM - IFS Team Swann Racing						
IDEAL LAP TIME : 1:42.689		BEST LAP TIME : 1:43.289				DIFFERENCE : 0.600						
LAP	SECTOR 1	SECTOR 2		SECTOR 3		SECTOR 4		LAP TIME	MPH	DIFF	TIME OF DAY	
1 -	OUTLAP	86.7	19.871	107.5	33.596	64.6	26.456	123.1	1:57.730	74.40	14.441	11:12:23.916
2 -	34.167	92.5	18.912	120.9	30.356	67.7	26.620	123.3	1:50.055	79.59	6.766	11:14:13.971
3 -	33.705	86.7	19.469	123.5	31.018	62.1	25.688	125.4	1:49.880	79.72	6.591	11:16:03.851
4 -	34.229	96.9	18.731	108.4	30.677	69.6	25.406	125.2	1:49.043	80.33	5.754	11:17:52.894
5 -	32.559	98.5	18.285	128.0	29.079	71.6	24.653	126.3	1:44.576	83.76	1.287	11:19:37.470
6 -	32.854	96.6	18.530	127.0	28.833	74.4	24.851	124.7	1:45.068	83.37	1.779	11:21:22.538
7 -	32.145	100.7	18.048	128.3	28.482	78.4	24.896	124.0	1:43.571 (2)	84.57	0.282	11:23:06.109
8 -	34.709	90.3	19.479	118.1	32.110	71.8	IN PIT		4:03.056 P	36.04	2:19.767	11:27:09.165
9 -	OUTLAP	90.9	19.200	124.2	29.270	72.8	25.014	125.2	1:48.787	80.52	5.498	11:28:57.952
10 -	32.459	98.6	18.259	128.0	28.466	74.3	24.944	125.9	1:44.128	84.12	0.839	11:30:42.080
11 -	32.164	96.5	18.471	128.5	28.001	78.0	24.653	126.6	1:43.289 (1)	84.80		11:32:25.369
12 -	32.386	93.2	18.406	128.0	28.347	73.3	24.674	125.9	1:43.813 (3)	84.38	0.524	11:34:09.182
13 -	32.268	97.9	18.432	121.1	28.730	76.0	24.495	126.6	1:43.925	84.29	0.636	11:35:53.107

Weather / Track : Cloudy / Drying

Brands Hatch GP
Circuit Length = 2.4332 miles
Start: 11:10 Flag 11:35 End: 11:37

MCRCB BULLETIN TK020

2019 Bennetts British Superbike Championship - Dickies Round 12

2019 HEL Performance British Motorstar Championship

FREE PRACTICE 1 - SECTOR ANALYSIS



SECTOR 1 = FL to I1, SECTOR 2 = I1 to I2, SECTOR 3 = I2 to I3, SECTOR 4 = I3 to FL, DIFF = Difference To Personal Best Lap, P = Crossed Finish Line in Pit Lane, D = Time Disallowed

P4 96		Brandon PAASCH				KTM - FPW Racing						
IDEAL LAP TIME : 1:43.204		BEST LAP TIME : 1:43.537				DIFFERENCE : 0.333						
LAP	SECTOR 1	SECTOR 2		SECTOR 3		SECTOR 4		LAP TIME	MPH	DIFF	TIME OF DAY	
1 -	OUTLAP	80.8	21.414	120.4	32.630	67.2	26.996	121.1	2:02.427	71.55	18.890	11:12:07.978
2 -	37.633	83.5	19.910	116.9	32.437	63.1	26.788	123.1	1:56.768	75.01	13.231	11:14:04.746
3 -	35.582	92.8	19.249	120.9	30.999	70.2	26.403	121.5	1:52.233	78.05	8.696	11:15:56.979
4 -	35.034	93.5	19.032	119.1	30.640	70.7	25.540	123.8	1:50.246	79.45	6.709	11:17:47.225
5 -	33.707	94.6	18.996	127.3	29.571	73.1	25.358	122.4	1:47.632	81.38	4.095	11:19:34.857
6 -	34.292	83.0	20.086	122.4	29.395	72.5	25.185	125.2	1:48.958	80.39	5.421	11:21:23.815
7 -	33.898	94.6	18.809	125.2	30.415	70.1	IN PIT		4:13.506	P 34.55	2:29.969	11:25:37.321
8 -	OUTLAP	95.5	18.919	127.0	30.113	73.6	25.286	124.2	1:48.991	80.37	5.454	11:27:26.312
9 -	33.217	99.5	18.497	127.8	29.254	75.9	24.973	124.5	1:45.941	82.68	2.404	11:29:12.253
10 -	32.676	101.8	18.368	127.5	28.950	77.4	24.834	125.2	1:44.828	(3) 83.56	1.291	11:30:57.081
11 -	33.047	102.1	18.183	127.3	28.913	77.4	24.858	124.5	1:45.001	83.42	1.464	11:32:42.082
12 -	32.123	101.8	18.138	127.8	28.841	77.0	24.741	124.5	1:43.843	(2) 84.35	0.306	11:34:25.925
13 -	32.452	102.6	18.142	126.8	28.458	76.0	24.485	126.1	1:43.537	(1) 84.60		11:36:09.462

P5 7		Edmund BEST				KTM - SymCirrus Motorsport						
IDEAL LAP TIME : 1:43.792		BEST LAP TIME : 1:43.934				DIFFERENCE : 0.142						
LAP	SECTOR 1	SECTOR 2		SECTOR 3		SECTOR 4		LAP TIME	MPH	DIFF	TIME OF DAY	
1 -	OUTLAP	94.5	19.249	120.9	30.121	68.4	25.795	121.5	1:51.283	78.71	7.349	11:14:44.217
2 -	33.996	95.8	19.541	123.1	29.058	73.7	25.759	120.4	1:48.354	80.84	4.420	11:16:32.571
3 -	33.598	98.3	19.044	123.1	29.091	77.6	25.052	122.4	1:46.785	82.03	2.851	11:18:19.356
4 -	33.752	98.2	19.003	122.9	28.764	76.5	25.031	122.4	1:46.550	82.21	2.616	11:20:05.906
5 -	33.551	97.1	18.935	123.5	29.489	71.7	25.926	122.0	1:47.901	81.18	3.967	11:21:53.807
6 -	33.285	97.2	18.762	124.0	28.683	76.2	24.885	121.3	1:45.615	82.94	1.681	11:23:39.422
7 -	33.757	80.6					IN PIT		2:26.673	P 59.72	42.739	11:26:06.095
8 -	OUTLAP	97.2	18.799	124.0	28.841	78.4	24.666	122.4	1:46.378	82.34	2.444	11:27:52.473
9 -	33.052	97.6	18.740	124.2	29.059	71.5	24.940	122.4	1:45.791	82.80	1.857	11:29:38.264
10 -	32.938	98.9	18.462	124.5	28.526	78.4	24.595	122.4	1:44.521	83.80	0.587	11:31:22.785
11 -	32.506	98.5	18.593	123.8	28.414	78.7	24.439	123.3	1:43.952	(2) 84.26	0.018	11:33:06.737
12 -	32.560	97.9	18.537	124.7	28.427	79.8	24.410	122.6	1:43.934	(1) 84.28		11:34:50.671
13 -	32.605	99.2	18.508	123.8	28.563	78.3	24.721	122.6	1:44.397	(3) 83.90	0.463	11:36:35.068

P6 14		Jack NIXON				KTM - Santander Salt						
IDEAL LAP TIME : 1:43.514		BEST LAP TIME : 1:43.972				DIFFERENCE : 0.458						
LAP	SECTOR 1	SECTOR 2		SECTOR 3		SECTOR 4		LAP TIME	MPH	DIFF	TIME OF DAY	
1 -	OUTLAP	80.1	20.897	108.0	32.326	61.1	27.131	120.6	2:02.148	71.71	18.176	11:12:06.568
2 -	36.192	88.7	19.248	115.1	29.812	71.0	25.813	122.4	1:51.065	78.87	7.093	11:13:57.633
3 -	33.987	95.7	18.997	120.9	29.433	70.9	25.199	121.7	1:47.616	81.39	3.644	11:15:45.249
4 -	33.197	99.4	18.937	122.0	30.184	71.6	IN PIT		7:18.902	P 19.95	5:34.930	11:23:04.151
5 -	OUTLAP	93.8	19.324	121.3	30.862	72.1	25.625	123.5	1:53.575	77.12	9.603	11:24:57.726
6 -	34.358	98.9	18.747	122.0	29.303	74.8	24.993	123.8	1:47.401	81.56	3.429	11:26:45.127
7 -	32.908	98.9	18.880	124.0	28.178	79.8	24.411	124.0	1:44.377	83.92	0.405	11:28:29.504
8 -	32.717	98.8	18.529	126.6	28.628	75.8	24.623	123.3	1:44.497	83.82	0.525	11:30:14.001
9 -	32.773	97.5	18.584	125.9	28.283	75.0	24.642	124.5	1:44.282	(3) 84.00	0.310	11:31:58.283
10 -	32.712	99.7	18.622	126.6	28.144	76.6	24.704	124.0	1:44.182	(2) 84.08	0.210	11:33:42.465
11 -	32.705	99.5	18.535	126.3	27.869	79.3	24.863	123.8	1:43.972	(1) 84.25		11:35:26.437

P7 11		Dan JONES				KTM - City Lifting/RS Racing						
IDEAL LAP TIME : 1:44.429		BEST LAP TIME : 1:44.747				DIFFERENCE : 0.318						
LAP	SECTOR 1	SECTOR 2		SECTOR 3		SECTOR 4		LAP TIME	MPH	DIFF	TIME OF DAY	
1 -	OUTLAP	87.4	19.651	119.8	31.353	70.1	25.445	124.2	1:52.961	77.54	8.214	11:13:53.396
2 -	34.067	100.3	18.366	123.5	29.159	78.3	24.736	124.2	1:46.328	(2) 82.38	1.581	11:15:39.724
3 -	33.515	101.6	18.353	127.3	28.402	79.0	24.477	125.2	1:44.747	(1) 83.62		11:17:24.471
4 -	35.902	92.0	19.244	118.7	30.464	73.5	IN PIT		11:34.314	P 12.61	9:49.567	11:28:58.785
5 -	OUTLAP	97.1	18.602	123.8	30.349	65.6	25.748	124.9	1:49.321	80.12	4.574	11:30:48.106
6 -	33.197	101.6	19.722	122.6	29.478	70.3	25.676	125.2	1:48.073	(3) 81.05	3.326	11:32:36.179

Weather / Track : Cloudy / Drying

Brands Hatch GP
Circuit Length = 2.4332 miles
Start: 11:10 Flag 11:35 End: 11:37

MCRCB BULLETIN TK020

2019 Bennetts British Superbike Championship - Dickies Round 12

2019 HEL Performance British Motorstar Championship

FREE PRACTICE 1 - SECTOR ANALYSIS



SECTOR 1 = FL to I1, SECTOR 2 = I1 to I2 SECTOR 3 = I2 to I3, SECTOR 4 = I3 to FL, DIFF = Difference To Personal Best Lap, P = Crossed Finish Line in Pit Lane, D = Time Disallowed

P8 72 S		Cameron HORSMAN					Honda - Nova Racing/SP 125					
IDEAL LAP TIME : 1:45.020		BEST LAP TIME : 1:45.153					DIFFERENCE : 0.133					
LAP	SECTOR 1	SECTOR 2		SECTOR 3		SECTOR 4		LAP TIME	MPH	DIFF	TIME OF DAY	
1 -	OUTLAP	85.5	20.888	114.3	31.761	67.7	26.685	118.5	1:56.198	75.38	11.045	11:13:59.746
2 -	36.527	91.6	19.972	118.3	30.660	70.7	26.275	116.1	1:53.434	77.22	8.281	11:15:53.180
3 -	34.498	93.4	19.747	117.7	30.649	69.9	26.176	117.1	1:51.070	78.86	5.917	11:17:44.250
4 -	34.258	93.8	19.457	119.4	30.328	70.2	25.899	117.1	1:49.942	79.67	4.789	11:19:34.192
5 -	33.378	94.5	19.681	118.1	30.190	75.1	25.763	118.7	1:49.012	80.35	3.859	11:21:23.204
6 -	33.297	94.7	19.483	119.8	29.713	72.6	25.692	117.3	1:48.185	80.97	3.032	11:23:11.389
7 -	34.899	89.8	19.585	116.7	30.336	70.6	IN PIT		4:33.500 P	32.02	2:48.347	11:27:44.889
8 -	OUTLAP	83.0	19.578	121.3	29.192	78.6	25.189	117.1	1:51.156	78.80	6.003	11:29:36.045
9 -	33.185	95.7	19.194	119.6	29.195	76.2	25.451	119.8	1:47.025	81.84	1.872	11:31:23.070
10 -	32.791	96.5	19.042	120.2	28.749	76.7	25.188	118.3	1:45.770 (3)	82.81	0.617	11:33:08.840
11 -	32.614	96.1	19.138	120.0	28.831	76.9	25.039	117.1	1:45.622 (2)	82.93	0.469	11:34:54.462
12 -	32.747	96.2	19.002	119.1	28.570	79.3	24.834	118.5	1:45.153 (1)	83.30		11:36:39.615

P9 25		Mike BROUWERS					Mahindra - Microlise Cresswell Racing					
IDEAL LAP TIME : 1:45.870		BEST LAP TIME : 1:46.126					DIFFERENCE : 0.256					
LAP	SECTOR 1	SECTOR 2		SECTOR 3		SECTOR 4		LAP TIME	MPH	DIFF	TIME OF DAY	
1 -	OUTLAP	76.2	21.183	112.9	33.357	67.9	28.017	117.7	2:03.535	70.90	17.409	11:13:59.209
2 -	37.029	88.0	20.872	118.1	31.085	71.6	26.846	117.9	1:55.832	75.62	9.706	11:15:55.041
3 -	35.826	92.1	19.865	120.9	30.087	73.5	26.383	119.4	1:52.161	78.10	6.035	11:17:47.202
4 -	34.563	94.6	19.580	124.2	29.542	72.9	25.613	120.9	1:49.298	80.14	3.172	11:19:36.500
5 -	35.247	86.1	20.313	115.1	29.405	77.5	IN PIT		5:38.145 P	25.90	3:52.019	11:25:14.645
6 -	OUTLAP	91.6	19.686	123.5	29.338	74.3	25.847	118.9	1:51.415	78.62	5.289	11:27:06.060
7 -	34.078	96.1	19.111	124.5	28.861	73.5	25.407	120.4	1:47.457	81.51	1.331	11:28:53.517
8 -	33.539	97.1	19.077	124.5	28.695	73.5	25.274	120.9	1:46.585	82.18	0.459	11:30:40.102
9 -	33.782	96.6	19.031	124.2	28.459	76.0	24.963	123.5	1:46.235 (2)	82.45	0.109	11:32:26.337
10 -	33.924	89.2	19.153	125.2	28.414	73.4	24.977	121.7	1:46.468 (3)	82.27	0.342	11:34:12.805
11 -	33.779	97.5	19.047	124.7	28.379	76.0	24.921	122.4	1:46.126 (1)	82.54		11:35:58.931

P10 70		Joshua WHATLEY					KTM - KRP					
IDEAL LAP TIME : 1:45.932		BEST LAP TIME : 1:46.431					DIFFERENCE : 0.499					
LAP	SECTOR 1	SECTOR 2		SECTOR 3		SECTOR 4		LAP TIME	MPH	DIFF	TIME OF DAY	
1 -	OUTLAP	88.7	20.909	112.7	34.976	57.1	IN PIT		3:24.369 P	42.86	1:37.938	11:23:31.981
2 -	OUTLAP	98.1	19.918	113.3	32.154	63.0	27.552	123.3	1:56.213	75.37	9.782	11:25:28.194
3 -	34.922	96.4	19.314	118.5	31.205	63.4	27.092	124.0	1:52.533 (3)	77.84	6.102	11:27:20.727
4 -	33.478	101.8	19.836	125.6	30.482	66.4	28.223	123.5	1:52.019 (2)	78.19	5.588	11:29:12.746
5 -	32.683	101.0	18.574	126.1	29.232	68.9	25.942	124.7	1:46.431 (1)	82.30		11:30:59.177
6 -	32.416	102.7	18.342	125.2	29.682	67.1	IN PIT		2:34.245 P	56.79	47.814	11:33:33.422
7 -	OUTLAP	95.1	19.194	125.9	31.492	64.9	26.044	122.9	1:53.475	77.19	7.044	11:35:26.897

P11 19 S		Scott OGDEN					Honda - Premium Motorhomes Scott Ogden Racing					
IDEAL LAP TIME : 1:46.343		BEST LAP TIME : 1:46.597					DIFFERENCE : 0.254					
LAP	SECTOR 1	SECTOR 2		SECTOR 3		SECTOR 4		LAP TIME	MPH	DIFF	TIME OF DAY	
1 -	OUTLAP	63.4	27.345	73.1	40.412	54.7	IN PIT		14:21.589 P	10.16	12:34.992	11:24:29.277
2 -	OUTLAP	83.7	21.062	114.3	32.422	66.9	27.503	115.5	2:00.388	72.76	13.791	11:26:29.665
3 -	34.839	89.4	20.090	114.9	30.157	70.4	26.510	118.5	1:51.596	78.49	4.999	11:28:21.261
4 -	34.787	89.7	19.884	117.7	30.213	69.7	26.280	115.3	1:51.164	78.80	4.567	11:30:12.425
5 -	33.690	93.4	19.585	116.5	29.200	72.1	25.745	118.3	1:48.220 (3)	80.94	1.623	11:32:00.645
6 -	33.498	94.6	19.319	117.7	28.999	76.7	25.377	118.5	1:47.193 (2)	81.72	0.596	11:33:47.838
7 -	33.105	95.3	19.103	118.5	29.253	77.5	25.136	119.1	1:46.597 (1)	82.17		11:35:34.435

Weather / Track : Cloudy / Drying

Brands Hatch GP
Circuit Length = 2.4332 miles
Start: 11:10 Flag 11:35 End: 11:37

MCRCB BULLETIN TK020

2019 Bennetts British Superbike Championship - Dickies Round 12

2019 HEL Performance British Motorstar Championship

FREE PRACTICE 1 - SECTOR ANALYSIS



SECTOR 1 = FL to I1, SECTOR 2 = I1 to I2 SECTOR 3 = I2 to I3, SECTOR 4 = I3 to FL, DIFF = Difference To Personal Best Lap, P = Crossed Finish Line in Pit Lane, D = Time Disallowed

P12 16 S		Harvey CLARIDGE						Honda - Nova Racing/SP 125				
IDEAL LAP TIME : 1:48.692		BEST LAP TIME : 1:48.969						DIFFERENCE : 0.277				
LAP	SECTOR 1	SECTOR 2		SECTOR 3		SECTOR 4		LAP TIME	MPH	DIFF	TIME OF DAY	
1 -	OUTLAP	82.4	20.911	106.5	33.335	60.4	28.100	115.5	1:59.501	73.30	10.532	11:14:04.933
2 -	35.798	89.5	20.451	115.9	32.112	68.3	27.556	115.3	1:55.917	75.56	6.948	11:16:00.850
3 -	35.117	89.1	20.560	116.7	31.380	69.2	26.528	117.7	1:53.585	77.12	4.616	11:17:54.435
4 -	34.777	91.5	19.982	119.4	30.840	70.8	26.478	117.1	1:52.077	78.15	3.108	11:19:46.512
5 -	34.064	93.2	20.000	117.9	30.302	70.7	26.319	117.7	1:50.685	79.14	1.716	11:21:37.197
6 -	33.982	91.1	20.033	117.3	30.681	67.5	IN PIT		6:07.121	P 23.86	4:18.152	11:27:44.318
7 -	OUTLAP	85.1	20.721	118.1	30.135	70.1	26.105	116.7	1:53.487	77.18	4.518	11:29:37.805
8 -	34.147	93.4	19.528	118.3	30.122	72.5	26.277	117.7	1:50.074	(3) 79.58	1.105	11:31:27.879
9 -	33.845	93.5	20.009	116.5	29.838	74.3	25.989	118.1	1:49.681	(2) 79.86	0.712	11:33:17.560
10 -	33.467	95.7	19.662	117.9	29.708	74.2	26.132	116.5	1:48.969	(1) 80.38		11:35:06.529

P13 35 S		Jeremy KNIGHT						Honda - Jeremy Knight Racing / SP125				
IDEAL LAP TIME : 1:49.060		BEST LAP TIME : 1:49.060						DIFFERENCE : 0.000				
LAP	SECTOR 1	SECTOR 2		SECTOR 3		SECTOR 4		LAP TIME	MPH	DIFF	TIME OF DAY	
1 -	OUTLAP	75.8	22.154	112.7	34.328	61.4	28.807	110.5	2:05.699	69.68	16.639	11:14:13.468
2 -	38.393	81.4	20.998	112.2	32.536	64.6	28.019	111.6	1:59.946	73.03	10.886	11:16:13.414
3 -	37.552	82.0	20.551	112.7	32.182	68.1	27.417	113.5	1:57.702	74.42	8.642	11:18:11.116
4 -	36.385	87.0	20.388	113.7	31.573	69.6	26.915	113.9	1:55.261	76.00	6.201	11:20:06.377
5 -	35.334	91.5	20.049	114.3	30.664	70.1	26.807	111.4	1:52.854	77.62	3.794	11:21:59.231
6 -	35.425	86.9	20.727	115.5	31.260	69.7	26.682	112.0	1:54.094	76.77	5.034	11:23:53.325
7 -	35.452	91.3	20.461	112.9	30.350	72.8	26.682	111.6	1:52.945	77.55	3.885	11:25:46.270
8 -	34.931	91.5	19.830	114.7	30.190	71.3	26.273	112.9	1:51.224	(3) 78.75	2.164	11:27:37.494
9 -	35.807	90.0	20.617	112.5	30.421	73.3	IN PIT		2:51.798	P 50.98	1:02.738	11:30:29.292
10 -	OUTLAP	91.0	20.191	113.1	29.774	75.3	26.641	112.5	1:53.285	77.32	4.225	11:32:22.577
11 -	34.675	91.8	19.816	115.7	29.303	73.8	26.129	113.5	1:49.923	(2) 79.69	0.863	11:34:12.500
12 -	34.509	89.4	19.774	114.9	29.168	76.9	25.609	115.3	1:49.060	(1) 80.32		11:36:01.560

P14 54		Sam BURMAN						KTM - TeamWNT Burman Racing				
IDEAL LAP TIME : 1:48.420		BEST LAP TIME : 1:49.082						DIFFERENCE : 0.662				
LAP	SECTOR 1	SECTOR 2		SECTOR 3		SECTOR 4		LAP TIME	MPH	DIFF	TIME OF DAY	
1 -	OUTLAP	86.3	20.537	115.1	34.038	62.0	27.595	116.3	2:02.743	71.36	13.661	11:12:06.663
2 -	39.084	78.1	20.387	113.3	33.382	59.6	27.995	114.3	2:00.848	72.48	11.766	11:14:07.511
3 -	37.758	88.1	19.876	116.9	31.608	69.3	26.339	122.4	1:55.581	75.78	6.499	11:16:03.092
4 -	36.124	91.6	19.154	115.1	31.014	73.1	25.728	123.3	1:52.020	78.19	2.938	11:17:55.112
5 -	35.442	89.2	19.288	116.9	30.860	71.9	25.913	118.9	1:51.503	78.56	2.421	11:19:46.615
6 -	35.495	89.9	19.250	119.1	30.612	70.5	25.591	122.9	1:50.948	78.95	1.866	11:21:37.563
7 -	35.400	89.0	19.524	114.7	31.068	69.6	IN PIT		3:59.874	P 36.51	2:10.792	11:25:37.437
8 -	OUTLAP	89.4	19.375	117.5	30.274	72.2	25.413	124.9	1:52.913	77.58	3.831	11:27:30.350
9 -	34.530	91.1	19.169	111.8	30.155	70.1	25.688	120.0	1:49.542	(3) 79.96	0.460	11:29:19.892
10 -	34.933	92.3	19.279	108.2	30.181	72.0	25.614	124.5	1:50.007	79.62	0.925	11:31:09.899
11 -	34.781	93.3	19.019	118.3	30.342	71.7	24.940	125.4	1:49.082	(1) 80.30		11:32:58.981
12 -	35.520	86.0	19.206	120.6	29.948	74.7	25.178	124.0	1:49.852	79.74	0.770	11:34:48.833
13 -	35.026	90.9	19.002	118.1	30.018	71.9	25.354	123.3	1:49.400	(2) 80.07	0.318	11:36:38.233

Weather / Track : Cloudy / Drying

Brands Hatch GP
Circuit Length = 2.4332 miles
Start: 11:10 Flag 11:35 End: 11:37

MCRCB BULLETIN TK020

2019 Bennetts British Superbike Championship - Dickies Round 12

2019 HEL Performance British Motorstar Championship

FREE PRACTICE 1 - SECTOR ANALYSIS



SECTOR 1 = FL to I1, SECTOR 2 = I1 to I2 SECTOR 3 = I2 to I3, SECTOR 4 = I3 to FL, DIFF = Difference To Personal Best Lap, P = Crossed Finish Line in Pit Lane, D = Time Disallowed

P15		3 S		Harrison DESOY				Honda - Microlise Cresswell Racing				
IDEAL LAP TIME : 1:49.292		BEST LAP TIME : 1:49.559				DIFFERENCE : 0.267						
LAP	SECTOR 1	SECTOR 2		SECTOR 3		SECTOR 4		LAP TIME	MPH	DIFF	TIME OF DAY	
1 -	OUTLAP	67.1	23.185	89.0	34.387	57.8	30.361	95.5	2:09.515	67.63	19.956	11:14:15.700
2 -	38.963	73.7	21.731	90.9	34.129	61.3	29.540	104.3	2:04.363	70.43	14.804	11:16:20.063
3 -	36.851	75.7	20.350	100.4	32.179	63.2	28.126	109.2	1:57.506	74.54	7.947	11:18:17.569
4 -	37.052	79.3	20.247	100.9	32.070	66.3	27.082	113.3	1:56.451	75.22	6.892	11:20:14.020
5 -	37.658	81.8	19.633	104.6	31.469	63.1	27.740	117.9	1:56.500	75.19	6.941	11:22:10.520
6 -	35.540	78.1	19.814	105.0	30.970	66.9	27.062	117.7	1:53.386	77.25	3.827	11:24:03.906
7 -	35.028	82.0	19.549	100.7	30.452	72.2	26.028	118.1	1:51.057 (3)	78.87	1.498	11:25:54.963
8 -	34.376	79.7	19.646	102.2	30.355	65.4	27.130	117.3	1:51.507	78.55	1.948	11:27:46.470
9 -	35.287	73.9	20.567	97.3	31.166	62.3	27.255	117.5	1:54.275	76.65	4.716	11:29:40.745
10 -	35.229	77.6	19.669	113.3	30.383	68.4	26.152	118.7	1:51.433	78.61	1.874	11:31:32.178
11 -	34.001	82.7	19.610	108.7	30.246	69.3	26.123	118.1	1:49.980 (2)	79.64	0.421	11:33:22.158
12 -	34.268	87.9	19.278	104.6	29.995	71.0	26.018	114.5	1:49.559 (1)	79.95		11:35:11.717

P16		17 S		Franco BOURNE				Honda - Franco Bourne / SP125				
IDEAL LAP TIME : 1:49.951		BEST LAP TIME : 1:50.064				DIFFERENCE : 0.113						
LAP	SECTOR 1	SECTOR 2		SECTOR 3		SECTOR 4		LAP TIME	MPH	DIFF	TIME OF DAY	
1 -	OUTLAP	79.7	20.643	112.5	32.499	61.1	27.693	115.7	1:59.166	73.50	9.102	11:14:05.456
2 -	36.158	87.2	20.044	115.7	31.899	63.8	27.606	114.1	1:55.707	75.70	5.643	11:16:01.163
3 -	35.324	87.7	20.072	118.5	30.682	67.1	26.558	116.3	1:52.636	77.77	2.572	11:17:53.799
4 -	34.527	87.8	19.927	117.7	30.545	67.2	26.436	114.7	1:51.435	78.60	1.371	11:19:45.234
5 -	34.327	91.1	19.900	116.3	30.288	69.5	26.474	115.3	1:50.989 (3)	78.92	0.925	11:21:36.223
6 -	37.110	89.1	19.869	118.1	30.383	72.5	26.424	115.3	1:53.786	76.98	3.722	11:23:30.009
7 -	35.350	74.3					IN PIT		2:05.559 P	69.76	15.495	11:25:35.568
8 -	OUTLAP	89.4	20.051	117.1	30.106	70.0	26.238	115.7	1:54.179	76.72	4.115	11:27:29.747
9 -	34.194	89.5	19.982	116.7	29.713	71.1	26.175	116.1	1:50.064 (1)	79.58		11:29:19.811
10 -	34.309	90.9	19.873	116.5	29.753	68.9	26.253	115.7	1:50.188 (2)	79.49	0.124	11:31:09.999
11 -	36.038	79.6					IN PIT		2:51.380 P	51.11	1:01.316	11:34:01.379
12 -	OUTLAP	86.2	20.378	113.9	30.994	68.6	26.771	114.5	1:57.157	74.77	7.093	11:35:58.536

P17		48		Sharni PINFOLD				KTM - City Lifting/RS Racing				
IDEAL LAP TIME : 1:49.619		BEST LAP TIME : 1:50.286				DIFFERENCE : 0.667						
LAP	SECTOR 1	SECTOR 2		SECTOR 3		SECTOR 4		LAP TIME	MPH	DIFF	TIME OF DAY	
1 -	OUTLAP	80.6	21.015	106.6	34.104	59.1	27.661	116.7	2:02.152	71.71	11.866	11:14:10.223
2 -	37.088	82.4	20.412	111.2	31.403	60.8	26.957	116.7	1:55.860	75.60	5.574	11:16:06.083
3 -	36.915	86.7	20.292	104.6	33.165	62.0	27.805	117.7	1:58.177	74.12	7.891	11:18:04.260
4 -	36.462	81.1	20.854	107.2	32.460	68.4	26.775	118.3	1:56.551	75.15	6.265	11:20:00.811
5 -	35.577	83.7	19.894	111.6	31.398	66.9	IN PIT		4:22.906 P	33.31	2:32.620	11:24:23.717
6 -	OUTLAP	82.4	20.135	114.3	30.809	69.8	26.236	116.5	1:53.276	77.33	2.990	11:26:16.993
7 -	35.322	87.8	19.933	112.7	30.622	68.7	26.492	116.5	1:52.369	77.95	2.083	11:28:09.362
8 -	34.864	87.3	19.870	118.3	30.638	66.0	26.551	119.6	1:51.923 (3)	78.26	1.637	11:30:01.285
9 -	34.382	89.5	19.846	115.5	30.649	68.1	26.092	117.7	1:50.969 (2)	78.93	0.683	11:31:52.254
10 -	34.795	90.8	19.762	116.1	29.838	74.6	25.891	117.9	1:50.286 (1)	79.42		11:33:42.540
11 -	36.706	75.9	20.235	112.7	30.376	70.2	25.637	117.3	1:52.954	77.55	2.668	11:35:35.494

MCRCB BULLETIN TK020

2019 Bennetts British Superbike Championship - Dickies Round 12

2019 HEL Performance British Motorstar Championship

FREE PRACTICE 1 - SECTOR ANALYSIS



SECTOR 1 = FL to I1, SECTOR 2 = I1 to I2 SECTOR 3 = I2 to I3, SECTOR 4 = I3 to FL, DIFF = Difference To Personal Best Lap, P = Crossed Finish Line in Pit Lane, D = Time Disallowed

P18 37 S		Corey TINKER				Honda - Microlise Cresswell Racing					
IDEAL LAP TIME : 1:50.212		BEST LAP TIME : 1:50.355				DIFFERENCE : 0.143					
LAP	SECTOR 1	SECTOR 2		SECTOR 3		SECTOR 4		LAP TIME	MPH	DIFF	TIME OF DAY
1 -	OUTLAP	78.9	21.291	106.0	34.040	59.1	28.076	115.5	2:02.246	71.65	11:14:07.245
2 -	37.265	87.1	20.899	106.8	32.543	63.6	27.647	114.9	1:58.354	74.01	11:16:05.599
3 -	36.924	89.7	20.611	107.5	33.144	62.5	27.838	115.5	1:58.517	73.91	11:18:04.116
4 -	36.199	83.7	20.638	108.2	32.172	65.7	27.298	115.3	1:56.307	75.31	11:20:00.423
5 -	36.143	85.3	20.226	111.6	31.760	66.1	26.672	115.9	1:54.801	76.30	11:21:55.224
6 -	35.450	88.5	20.265	114.7	31.425	68.2	26.578	114.9	1:53.718	77.03	11:23:48.942
7 -	35.300	89.8	20.288	108.7	31.515	66.7	26.928	114.9	1:54.031	76.81	11:25:42.973
8 -	35.530	88.5	20.351	107.7	31.633	67.7	IN PIT		2:20.739 P	62.24	11:28:03.712
9 -	OUTLAP	88.5	20.428	115.1	31.269	67.6	26.636	115.9	1:57.474	74.56	11:30:01.186
10 -	35.054	88.6	19.900	116.1	30.771	68.0	26.313	117.3	1:52.038 (3)	78.18	11:31:53.224
11 -	34.532	92.9	19.803	116.7	30.300	69.9	25.720	117.7	1:50.355 (1)	79.37	11:33:43.579
12 -	34.389	89.1	19.986	116.9	30.354	69.9	26.012	116.1	1:50.741 (2)	79.10	11:35:34.320

P19 5 S		Osian JONES				Honda - SymCirrus Motorsport					
IDEAL LAP TIME : 1:50.124		BEST LAP TIME : 1:50.642				DIFFERENCE : 0.518					
LAP	SECTOR 1	SECTOR 2		SECTOR 3		SECTOR 4		LAP TIME	MPH	DIFF	TIME OF DAY
1 -	OUTLAP	66.3	22.903	116.5	34.864	57.9	28.791	118.1	2:13.842	65.44	11:16:29.071
2 -	38.815	81.0	20.961	117.3	31.893	64.4	27.352	121.1	1:59.021	73.59	11:18:28.092
3 -	37.547	77.5	20.867	118.9	31.854	60.1	27.259	121.1	1:57.527	74.53	11:20:25.619
4 -	36.620	85.8	20.287	122.0	31.154	66.6	26.644	121.3	1:54.705	76.36	11:22:20.324
5 -	36.593	92.1	20.039	123.8	30.571	67.6	26.346	120.9	1:53.549	77.14	11:24:13.873
6 -	35.878	94.3	19.572	124.5	30.318	67.1	IN PIT		3:53.448 P	37.52	2:02.806 11:28:07.321
7 -	OUTLAP	89.5	20.374	123.5	31.145	66.1	26.918	119.6	1:59.008	73.60	11:30:06.329
8 -	35.980	91.1	19.757	124.7	30.760	65.5	26.457	121.1	1:52.954 (3)	77.55	11:31:59.283
9 -	35.632	93.7	19.419	124.7	29.874	69.1	25.955	122.0	1:50.880 (2)	79.00	11:33:50.163
10 -	34.979	93.3	19.574	124.9	30.237	69.4	25.852	121.3	1:50.642 (1)	79.17	11:35:40.805

P20 18 S		Jodie FIELDHOUSE				Honda - Go Pink Racing					
IDEAL LAP TIME : 1:52.345		BEST LAP TIME : 1:52.415				DIFFERENCE : 0.070					
LAP	SECTOR 1	SECTOR 2		SECTOR 3		SECTOR 4		LAP TIME	MPH	DIFF	TIME OF DAY
1 -	OUTLAP	68.0	22.106	93.3	37.151	52.3	IN PIT		4:09.059 P	35.17	2:16.644 11:15:47.576
2 -	OUTLAP	69.1	25.128	79.7	34.519	60.5	28.051	115.1	2:14.978	64.89	22.563 11:18:02.554
3 -	37.836	75.4	20.811	105.6	32.917	60.5	27.285	117.9	1:58.849	73.70	6.434 11:20:01.403
4 -	36.945	81.3	20.288	111.4	31.939	60.5	27.107	117.1	1:56.279	75.33	3.864 11:21:57.682
5 -	36.732	77.5	20.320	106.0	31.969	60.2	27.006	117.5	1:56.027	75.49	3.612 11:23:53.709
6 -	36.555	82.7	20.235	107.2	31.888	60.6	26.738	117.3	1:55.416	75.89	3.001 11:25:49.125
7 -	36.283	80.9	20.267	110.9	31.570	60.5	27.009	117.9	1:55.129	76.08	2.714 11:27:44.254
8 -	36.422	83.7	21.158	104.6	31.304	61.7	26.609	116.5	1:55.493	75.84	3.078 11:29:39.747
9 -	35.894	86.8	20.046	108.2	31.133	63.5	26.207	118.7	1:53.280 (2)	77.32	0.865 11:31:33.027
10 -	35.414	88.7	19.890	115.3	31.009	64.6	26.102	118.7	1:52.415 (1)	77.92	11:33:25.442
11 -	37.451	87.2	19.840	112.0	30.989	66.0	26.415	116.9	1:54.695 (3)	76.37	2.280 11:35:20.137

Weather / Track : Cloudy / Drying

Brands Hatch GP
Circuit Length = 2.4332 miles
Start: 11:10 Flag 11:35 End: 11:37

MCRCB BULLETIN TK020

2019 Bennetts British Superbike Championship - Dickies Round 12

2019 HEL Performance British Motorstar Championship

FREE PRACTICE 1 - SECTOR ANALYSIS



SECTOR 1 = FL to I1, SECTOR 2 = I1 to I2, SECTOR 3 = I2 to I3, SECTOR 4 = I3 to FL, DIFF = Difference To Personal Best Lap, P = Crossed Finish Line in Pit Lane, D = Time Disallowed

P21 66 S		Annabel THOMAS				Honda - Four Anjels Racing						
IDEAL LAP TIME : 1:52.988		BEST LAP TIME : 1:53.350				DIFFERENCE : 0.362						
LAP	SECTOR 1	SECTOR 2		SECTOR 3		SECTOR 4		LAP TIME	MPH	DIFF	TIME OF DAY	
1 -	OUTLAP	68.8	23.340	97.5	34.965	55.6	29.847	107.3	2:10.854	66.94	17.504	11:12:27.592
2 -	40.935	76.0	21.586	106.5	33.955	60.5	29.245	108.9	2:05.721	69.67	12.371	11:14:33.313
3 -	39.109	80.8	21.105	108.0	33.214	60.2	28.442	111.2	2:01.870	71.87	8.520	11:16:35.183
4 -	38.290	77.5	20.977	108.5	32.432	64.5	28.269	111.8	1:59.968	73.01	6.618	11:18:35.151
5 -	37.643	80.3	20.693	111.2	32.242	64.0	27.938	113.1	1:58.516	73.91	5.166	11:20:33.667
6 -	37.037	82.0	20.709	110.3	31.954	64.0	27.512	114.7	1:57.212	74.73	3.862	11:22:30.879
7 -	36.961	79.4	20.460	110.3	31.617	66.3	27.340	113.7	1:56.378	75.27	3.028	11:24:27.257
8 -	36.476	81.2	20.218	110.9	31.641	63.3	27.292	114.1	1:55.627	75.75	2.277	11:26:22.884
9 -	36.518	81.3	20.746	111.6	30.831	65.3	27.143	113.3	1:55.238	76.01	1.888	11:28:18.122
10 -	36.166	83.3	20.324	109.6	30.925	68.2	26.922	113.3	1:54.337	76.61	0.987	11:30:12.459
11 -	35.700	83.7	20.423	112.9	30.558	70.1	26.978	114.1	1:53.659 (3)	77.07	0.309	11:32:06.118
12 -	35.868	88.6	20.077	111.6	30.480	67.9	27.147	112.0	1:53.572 (2)	77.13	0.222	11:33:59.690
13 -	35.857	84.3	20.247	112.5	30.515	68.9	26.731	113.5	1:53.350 (1)	77.28		11:35:53.040

P22 57 S		Josh HIATT				Honda - Sorrymate.com						
IDEAL LAP TIME : 1:53.380		BEST LAP TIME : 1:53.380				DIFFERENCE : 0.000						
LAP	SECTOR 1	SECTOR 2		SECTOR 3		SECTOR 4		LAP TIME	MPH	DIFF	TIME OF DAY	
1 -	OUTLAP	76.6	21.945	104.8	36.661	56.9	29.935	110.0	2:09.817	67.47	16.437	11:12:32.785
2 -	40.159	73.0	21.843	108.9	34.854	61.5	29.236	110.9	2:06.092	69.47	12.712	11:14:38.877
3 -	38.211	77.4	21.211	117.3	33.356	64.2	28.568	112.5	2:01.346	72.18	7.966	11:16:40.223
4 -	38.089	82.1	21.195	115.7	33.606	68.6	27.994	114.1	2:00.884	72.46	7.504	11:18:41.107
5 -	36.825	85.9	20.956	115.5	32.590	70.4	27.547	114.1	1:57.918	74.28	4.538	11:20:39.025
6 -	36.303	91.6	20.560	116.5	32.109	68.1	26.764	116.3	1:55.736	75.68	2.356	11:22:34.761
7 -	36.408	88.8	20.750	114.3	32.279	70.7	IN PIT		3:46.180 P	38.72	1:52.800	11:26:20.941
8 -	OUTLAP	87.8	20.983	115.5	32.288	72.3	27.173	115.9	2:00.269	72.83	6.889	11:28:21.210
9 -	36.571	93.0	20.800	117.1	31.685	71.5	27.209	115.9	1:56.265	75.34	2.885	11:30:17.475
10 -	35.964	91.9	20.479	116.7	31.557	69.7	26.823	115.7	1:54.823 (2)	76.28	1.443	11:32:12.298
11 -	36.290	92.9	20.693	116.3	31.584	71.5	26.753	115.7	1:55.320 (3)	75.96	1.940	11:34:07.618
12 -	35.826	92.8	20.408	116.3	31.023	76.7	26.123	117.3	1:53.380 (1)	77.26		11:36:00.998

P23 56		Bradley WILSON				Honda - B.Wilson Racing						
IDEAL LAP TIME : 1:53.400		BEST LAP TIME : 1:53.746				DIFFERENCE : 0.346						
LAP	SECTOR 1	SECTOR 2		SECTOR 3		SECTOR 4		LAP TIME	MPH	DIFF	TIME OF DAY	
1 -	OUTLAP	60.0	23.738	85.2	35.497	56.1	29.166	112.9	2:11.291	66.72	17.545	11:12:22.828
2 -	38.962	68.0	21.112	92.9	33.024	62.4	28.291	113.5	2:01.389	72.16	7.643	11:14:24.217
3 -	38.961	68.5	21.957	101.2	33.257	65.0	28.948	112.7	2:03.123	71.14	9.377	11:16:27.340
4 -	38.284	71.6	21.001	107.7	32.117	62.4	27.927	114.9	1:59.329	73.40	5.583	11:18:26.669
5 -	38.143	70.2	20.850	107.7	32.240	61.6	28.391	115.3	1:59.624	73.22	5.878	11:20:26.293
6 -	38.287	71.2	20.876	110.0	31.945	62.7	28.016	114.5	1:59.124	73.53	5.378	11:22:25.417
7 -	37.689	72.5	20.790	113.3	31.686	63.2	27.925	114.3	1:58.090	74.17	4.344	11:24:23.507
8 -	37.504	81.1	21.453	103.7	32.647	63.7	27.204	114.1	1:58.808	73.73	5.062	11:26:22.315
9 -	36.849	79.5	21.337	107.5	31.576	65.2	27.126	114.9	1:56.888	74.94	3.142	11:28:19.203
10 -	37.099	75.3	20.630	112.2	30.693	65.2	26.604	115.3	1:55.026	76.15	1.280	11:30:14.229
11 -	36.491	81.7	20.743	110.1	30.742	68.8	26.818	115.3	1:54.794 (3)	76.30	1.048	11:32:09.023
12 -	36.208	85.5	20.472	112.9	30.546	68.8	26.520	114.7	1:53.746 (1)	77.01		11:34:02.769
13 -	36.545	82.6	20.207	112.2	31.053	65.7	26.439	114.7	1:54.244 (2)	76.67	0.498	11:35:57.013

MCRCB BULLETIN TK021

2019 Bennetts British Superbike Championship - Dickies Round 12

2019 HEL Performance British Motorstar Championship

FREE PRACTICE 1 - BEST SECTORS

SECTOR 1			SECTOR 2			SECTOR 3			SECTOR 4			IDEAL / BEST COMPARISON						
POS	NO	NAME	TIME	NO	NAME	TIME	NO	NAME	TIME	NO	NAME	IDEAL	BEST	DIFF				
												PERFECT LAP	1:42.162					
1	96	PAASCH	32.123	45	SWANN	18.048	14	NIXON	27.869	64	DURHAM	24.122	1	64	DURHAM	1:42.526	1:42.860	0.334
2	45	SWANN	32.145	96	PAASCH	18.138	64	DURHAM	27.948	21	van de	24.315	2	45	SWANN	1:42.689	1:43.289	0.600
3	64	DURHAM	32.154	21	van de	18.184	45	SWANN	28.001	7	BEST	24.410	3	21	van de BUNT	1:43.033	1:43.256	0.223
4	21	van de	32.268	64	DURHAM	18.302	21	van de	28.266	14	NIXON	24.411	4	96	PAASCH	1:43.204	1:43.537	0.333
5	70	WHATLEY	32.416	70	WHATLEY	18.342	25	BROUWER	28.379	11	JONES	24.477	5	14	NIXON	1:43.514	1:43.972	0.458
6	7	BEST	32.506	11	JONES	18.353	11	JONES	28.402	96	PAASCH	24.485	6	7	BEST	1:43.792	1:43.934	0.142
7	72	HORSMAN	32.614	7	BEST	18.462	7	BEST	28.414	45	SWANN	24.495	7	11	JONES	1:44.429	1:44.747	0.318
8	14	NIXON	32.705	14	NIXON	18.529	96	PAASCH	28.458	72	HORSMAN	24.834	8	72	HORSMAN	1:45.020	1:45.153	0.133
9	19	OGDEN	33.105	72	HORSMAN	19.002	72	HORSMAN	28.570	25	BROUWER	24.921	9	25	BROUWERS	1:45.870	1:46.126	0.256
10	11	JONES	33.197	54	BURMAN	19.002	19	OGDEN	28.999	54	BURMAN	24.940	10	70	WHATLEY	1:45.932	1:46.431	0.499
11	16	CLARIDG	33.467	25	BROUWER	19.031	35	KNIGHT	29.168	19	OGDEN	25.136	11	19	OGDEN	1:46.343	1:46.597	0.254
12	25	BROUWER	33.539	19	OGDEN	19.103	70	WHATLEY	29.232	35	KNIGHT	25.609	12	54	BURMAN	1:48.420	1:49.082	0.662
13	3	DESSOY	34.001	3	DESSOY	19.278	16	CLARIDG	29.708	48	PINFOLD	25.637	13	16	CLARIDGE	1:48.692	1:48.969	0.277
14	17	BOURNE	34.194	5	JONES	19.419	17	BOURNE	29.713	37	TINKER	25.720	14	35	KNIGHT	1:49.060	1:49.060	0.000
15	48	PINFOLD	34.382	16	CLARIDG	19.528	48	PINFOLD	29.838	5	JONES	25.852	15	3	DESSOY	1:49.292	1:49.559	0.267
16	37	TINKER	34.389	48	PINFOLD	19.762	5	JONES	29.874	70	WHATLEY	25.942	16	48	PINFOLD	1:49.619	1:50.286	0.667
17	35	KNIGHT	34.509	35	KNIGHT	19.774	54	BURMAN	29.948	16	CLARIDG	25.989	17	17	BOURNE	1:49.951	1:50.064	0.113
18	54	BURMAN	34.530	37	TINKER	19.803	3	DESSOY	29.995	3	DESSOY	26.018	18	5	JONES	1:50.124	1:50.642	0.518
19	5	JONES	34.979	18	FIELDHO	19.840	37	TINKER	30.300	18	FIELDHO	26.102	19	37	TINKER	1:50.212	1:50.355	0.143
20	18	FIELDHO	35.414	17	BOURNE	19.869	66	THOMAS	30.480	57	HIATT	26.123	20	18	FIELDHOUSE	1:52.345	1:52.415	0.070
21	66	THOMAS	35.700	66	THOMAS	20.077	56	WILSON	30.546	17	BOURNE	26.175	21	66	THOMAS	1:52.988	1:53.350	0.362
22	57	HIATT	35.826	56	WILSON	20.207	18	FIELDHO	30.989	56	WILSON	26.439	22	57	HIATT	1:53.380	1:53.380	0.000
23	56	WILSON	36.208	57	HIATT	20.408	57	HIATT	31.023	66	THOMAS	26.731	23	56	WILSON	1:53.400	1:53.746	0.346
24				99	COOK	25.220	99	COOK	36.272									

Weather / Track : Cloudy / Drying

Results can be found at www.tsl-timing.com

Brands Hatch GP

Circuit Length = 2.4332 miles

Start: 11:10 Flag 11:35 End: 11:37

Printed - 11:39 Friday, 18 October 2019

MCRCB BULLETIN TK022**2019 Bennetts British Superbike Championship - Dickies Round 12****2019 HEL Performance British Motorstar Championship****FREE PRACTICE 1 - BEST SPEEDS**

POS	INTERMEDIATE 1		INTERMEDIATE 2		INTERMEDIATE 3		FINISH LINE		MPH			
	NO	NAME	MPH	NO	NAME	MPH	NO	NAME				
1	21	van de BUNT	103.8	45	SWANN	128.5	21	van de BUNT	81.4	21	van de BUNT	127.3
2	70	WHATLEY	102.7	21	van de BUNT	128.3	7	BEST	79.8	45	SWANN	126.6
3	96	PAASCH	102.6	96	PAASCH	127.8	14	NIXON	79.8	96	PAASCH	126.1
4	11	JONES	101.6	11	JONES	127.3	72	HORSMAN	79.3	54	BURMAN	125.4
5	45	SWANN	100.7	64	DURHAM	126.6	11	JONES	79.0	11	JONES	125.2
6	64	DURHAM	100.0	14	NIXON	126.6	64	DURHAM	78.8	64	DURHAM	124.9
7	14	NIXON	99.7	70	WHATLEY	126.1	45	SWANN	78.4	70	WHATLEY	124.7
8	7	BEST	99.2	25	BROUWERS	125.2	25	BROUWERS	77.5	14	NIXON	124.5
9	25	BROUWERS	97.5	5	JONES	124.9	19	OGDEN	77.5	25	BROUWERS	123.5
10	72	HORSMAN	96.5	7	BEST	124.7	96	PAASCH	77.4	7	BEST	123.3
11	16	CLARIDGE	95.7	72	HORSMAN	121.3	35	KNIGHT	76.9	5	JONES	122.0
12	19	OGDEN	95.3	54	BURMAN	120.6	57	HIATT	76.7	72	HORSMAN	119.8
13	5	JONES	94.3	16	CLARIDGE	119.4	54	BURMAN	74.7	48	PINFOLD	119.6
14	54	BURMAN	93.3	19	OGDEN	118.5	48	PINFOLD	74.6	19	OGDEN	119.1
15	57	HIATT	93.0	17	BOURNE	118.5	16	CLARIDGE	74.3	3	DESSOY	118.7
16	37	TINKER	92.9	48	PINFOLD	118.3	17	BOURNE	72.5	18	FIELDHOUSE	118.7
17	35	KNIGHT	91.8	57	HIATT	117.3	3	DESSOY	72.2	16	CLARIDGE	118.1
18	17	BOURNE	91.1	37	TINKER	116.9	66	THOMAS	70.1	37	TINKER	117.7
19	48	PINFOLD	90.8	35	KNIGHT	115.7	37	TINKER	69.9	57	HIATT	117.3
20	18	FIELDHOUSE	88.7	18	FIELDHOUSE	115.3	5	JONES	69.4	17	BOURNE	116.3
21	66	THOMAS	88.6	3	DESSOY	113.3	70	WHATLEY	68.9	35	KNIGHT	115.3
22	3	DESSOY	87.9	56	WILSON	113.3	56	WILSON	68.8	56	WILSON	115.3
23	56	WILSON	85.5	66	THOMAS	112.9	18	FIELDHOUSE	66.0	66	THOMAS	114.7
24	99	COOK	55.9	99	COOK	60.2	99	COOK	51.7			

Weather / Track : Cloudy / Drying

Results can be found at www.tsl-timing.com

Brands Hatch GP

Circuit Length = 2.4332 miles

Start: 11:10 Flag 11:35 End: 11:37

Printed - 11:39 Friday, 18 October 2019

MCRCB BULLETIN TK023

2019 Bennetts British Superbike Championship - Dickies Round 12

2019 HEL Performance British Motorstar Championship

FREE PRACTICE 1 - STATISTICS

Competitors Started 24
Planned Start 2019-10-18 @ 11:10:00.000
Actual Start 2019-10-18 @ 11:10:00.878
Finish Time 2019-10-18 @ 11:35:00.878
Track Length 2.4332mi.
Total Laps 261
Total Distance Covered 635.0885mi.

Session Fastest Lap History

NO	CL	NAME	LAP TIME	TIME OF DAY	LAP	VEHICLE
14		Jack NIXON	1:51.065	11:13:57.656	2	KTM
45		Scott SWANN	1:50.055	11:14:13.992	2	IFS KTM
11		Dan JONES	1:46.328	11:15:39.739	2	KTM
11		Dan JONES	1:44.747	11:17:24.486	3	KTM
45		Scott SWANN	1:44.576	11:19:37.491	5	IFS KTM
45		Scott SWANN	1:43.571	11:23:06.131	7	IFS KTM
64		Asher DURHAM	1:43.022	11:31:17.494	11	Mahindra
64		Asher DURHAM	1:42.989	11:33:00.483	12	Mahindra
64		Asher DURHAM	1:42.860	11:36:26.653	14	Mahindra

Flag History

TYPE	TIME OF DAY
GREEN	11:10:00.878
FINISH	11:35:00.878
FINISH	11:35:00.878

Flag Statistics

TYPE	COUNT	TOTAL LAPS	TOTAL TIME
Green	1	14	27:17.801
Red	0	0	0.000
Safety Car	0	0	0.000
FCY	0	0	0.000

Weather / Track : Cloudy / Drying

MCRCB BULLETIN TK023

2019 Bennetts British Superbike Championship - Dickies Round 12

2019 HEL Performance British Motorstar Championship

FREE PRACTICE 1 - STATISTICS

CLASS :

12 Starters

Fastest Lap History

NO	NAME	LAP TIME	TIME OF DAY	LAP	VEHICLE
14	Jack NIXON	1:51.065	11:13:57.656	2	KTM
45	Scott SWANN	1:50.055	11:14:13.992	2	IFS KTM
11	Dan JONES	1:46.328	11:15:39.739	2	KTM
11	Dan JONES	1:44.747	11:17:24.486	3	KTM
45	Scott SWANN	1:44.576	11:19:37.491	5	IFS KTM
45	Scott SWANN	1:43.571	11:23:06.131	7	IFS KTM
64	Asher DURHAM	1:43.022	11:31:17.494	11	Mahindra
64	Asher DURHAM	1:42.989	11:33:00.483	12	Mahindra
64	Asher DURHAM	1:42.860	11:36:26.653	14	Mahindra

Weather / Track : Cloudy / Drying

Results can be found at www.tsl-timing.com

Page 2 of 3

Brands Hatch GP
Circuit Length = 2.4332 miles
Start: 11:10 Flag 11:35 End: 11:37

Printed - 11:39 Friday, 18 October 2019

MCRCB BULLETIN TK023

2019 Bennetts British Superbike Championship - Dickies Round 12

2019 HEL Performance British Motorstar Championship

FREE PRACTICE 1 - STATISTICS

CLASS : S

12 Starters

Fastest Lap History

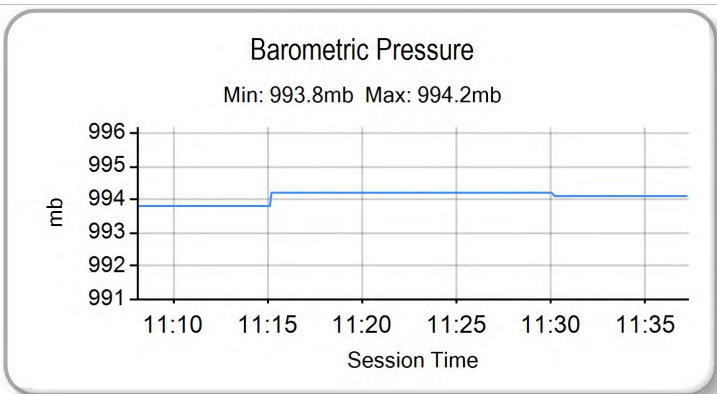
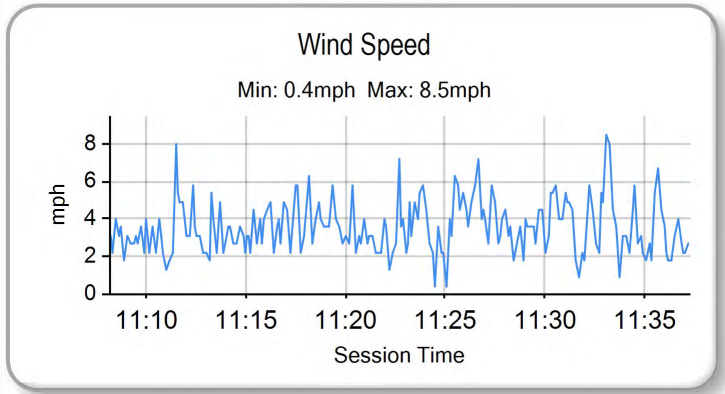
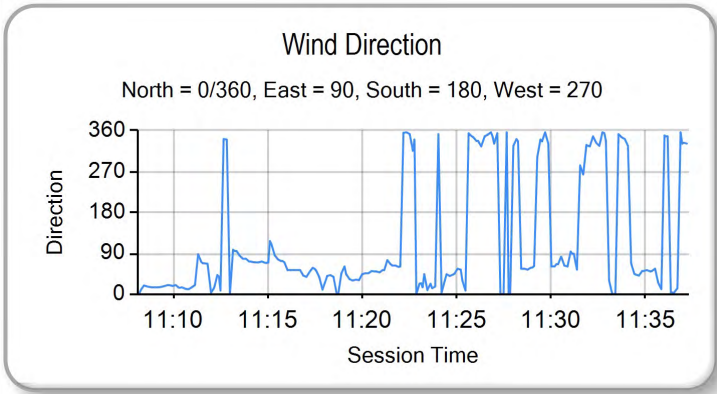
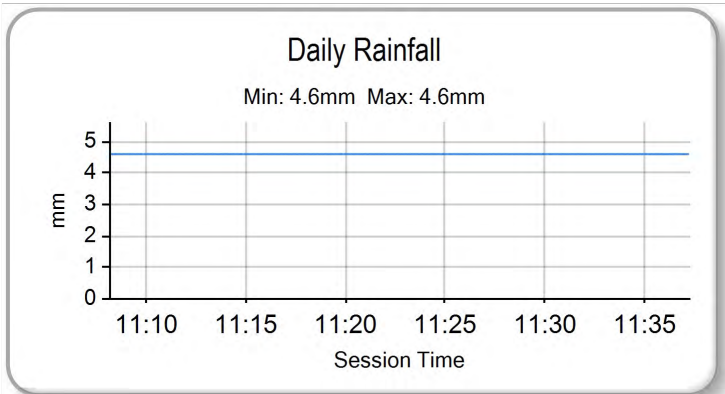
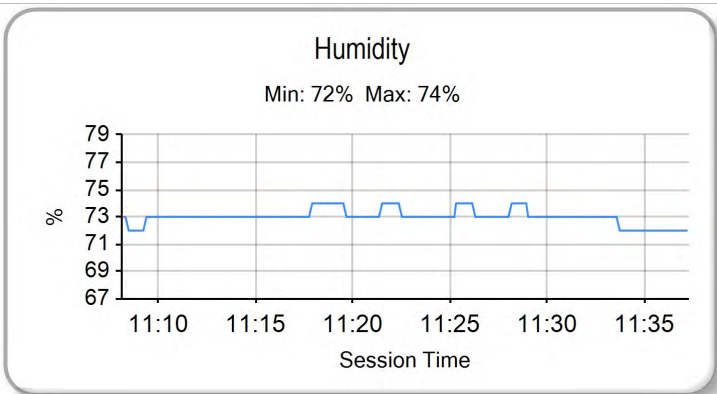
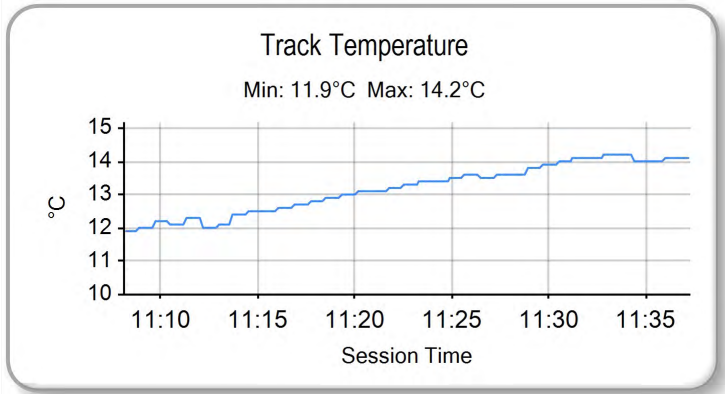
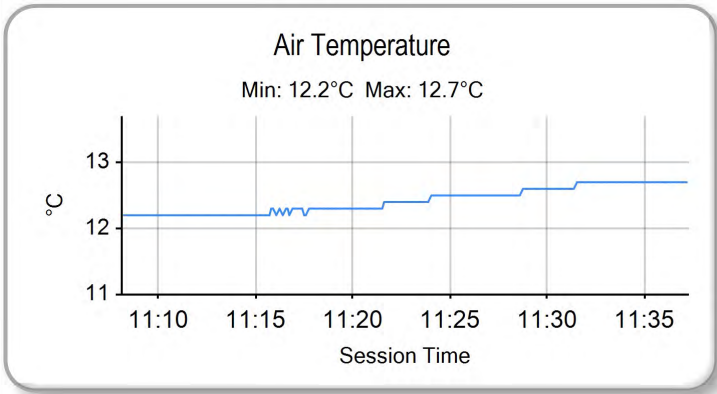
NO	NAME	LAP TIME	TIME OF DAY	LAP	VEHICLE
66	Annabel THOMAS	2:05.721	11:14:33.332	2	Honda
72	Cameron HORSMAN	1:53.434	11:15:53.204	2	Honda
72	Cameron HORSMAN	1:51.070	11:17:44.273	3	Honda
72	Cameron HORSMAN	1:49.942	11:19:34.215	4	Honda
72	Cameron HORSMAN	1:49.012	11:21:23.227	5	Honda
72	Cameron HORSMAN	1:48.185	11:23:11.412	6	Honda
72	Cameron HORSMAN	1:47.025	11:31:23.092	9	Honda
72	Cameron HORSMAN	1:45.770	11:33:08.863	10	Honda
72	Cameron HORSMAN	1:45.622	11:34:54.485	11	Honda
72	Cameron HORSMAN	1:45.153	11:36:39.638	12	Honda

MCRCB BULLETIN TK024

2019 Bennetts British Superbike Championship - Dickies Round 12

2019 HEL Performance British Motorstar Championship

FREE PRACTICE 1 - WEATHER CONDITIONS



Weather / Track : Cloudy / Drying

Results can be found at www.tsl-timing.com

Brands Hatch GP
Circuit Length = 2.4332 miles
Start: 11:10 Flag 11:35 End: 11:37

Printed - 11:40 Friday, 18 October 2019



POS	NO	CL	PIC NAME	NAT	ENTRY	TIME	ON	LAPS	GAP	DIFF	MPH
1	11		1 Dan JONES	GBR	KTM - City Lifting/RS Racing	1:41.506	15	15			86.29
2	96		2 Brandon PAASCH	USA	KTM - FPW Racing	1:41.874	12	13	0.368	0.368	85.98
3	64		3 Asher DURHAM	GBR	Mahindra - Microlise Cresswell Racing	1:42.197	14	14	0.691	0.323	85.71
4	45		4 Scott SWANN	GBR	IFS KTM - IFS Team Swann Racing	1:42.269	13	14	0.763	0.072	85.65
5	14		5 Jack NIXON	GBR	KTM - Santander Salt	1:42.923	13	14	1.417	0.654	85.11
6	21		6 Jerry van de BUNT	NED	KTM - Raha61/LJ-Racing	1:43.062	12	12	1.556	0.139	84.99
7	7		7 Edmund BEST	GBR	KTM - SymCirrus Motorsport	1:43.351	9	14	1.845	0.289	84.75
8	70		8 Joshua WHATLEY	GBR	KTM - KRP	1:44.593	14	14	3.087	1.242	83.75
9	25		9 Mike BROUWERS	NED	Mahindra - Microlise Cresswell Racing	1:44.688	10	12	3.182	0.095	83.67
10	19	S	1 Scott OGDEN	GBR	Honda - Premium Motorhomes Scott Ogden Racing	1:45.127	11	11	3.621	0.439	83.32
11	72	S	2 Cameron HORSMAN	GBR	Honda - Nova Racing/SP 125	1:45.535	12	12	4.029	0.408	83.00
12	17	S	3 Franco BOURNE	GBR	Honda - Franco Bourne / SP125	1:46.461	14	14	4.955	0.926	82.28
13	54		10 Sam BURMAN	GBR	KTM - TeamWNT Burman Racing	1:47.309	10	13	5.803	0.848	81.63
14	5	S	4 Osian JONES	GBR	Honda - SymCirrus Motorsport	1:47.780	12	13	6.274	0.471	81.27
15	3	S	5 Harrison DESOY	GBR	Honda - Microlise Cresswell Racing	1:47.860	10	13	6.354	0.080	81.21
16	35	S	6 Jeremy KNIGHT	GBR	Honda - Jeremy Knight Racing / SP125	1:48.656	12	14	7.150	0.796	80.61
17	16	S	7 Harvey CLARIDGE	GBR	Honda - Nova Racing/SP 125	1:48.782	14	14	7.276	0.126	80.52
18	37	S	8 Corey TINKER	GBR	Honda - Microlise Cresswell Racing	1:48.957	12	12	7.451	0.175	80.39
19	66	S	9 Annabel THOMAS	GBR	Honda - Four Anjels Racing	1:49.331	12	13	7.825	0.374	80.12
20	48		11 Sharni PINFOLD	AUS	KTM - City Lifting/RS Racing	1:49.634	12	13	8.128	0.303	79.90
21	18	S	10 Jodie FIELDHOUSE	GBR	Honda - Go Pink Racing	1:50.302	9	10	8.796	0.668	79.41
22	57	S	11 Josh HIATT	GBR	Honda - Sorrymate.com	1:51.172	11	12	9.666	0.870	78.79
23	56	S	12 Bradley WILSON	GBR	Honda - B.Wilson Racing	1:52.752	13	13	11.246	1.580	77.69

CLASS "" - QUALIFYING LAPTIME (110.0% of 1:41.506) = 1:51.656

CLASS "S" - QUALIFYING LAPTIME (110.0% of 1:45.127) = 1:55.639

24	99	S	13 Harry COOK	GBR	Honda - Banks Racing	2:08.607	10	10	27.101	15.855	68.11
----	----	---	---------------	-----	----------------------	----------	----	----	--------	--------	-------

Weather / Track : Cloudy / Dry

These results are provisional until the conclusion of any judicial and technical matters.

Brands Hatch GP

Circuit Length = 2.4332 miles

Start: 14:40 Flag 15:05 End: 15:07

Race Director :	Stewards :	Timekeeper :
-----------------	------------	--------------

Results can be found at www.britishsuperbike.com

Printed - 15:07 Friday, 18 October 2019

MCRCB BULLETIN TK056

2019 Bennetts British Superbike Championship - Dickies Round 12

2019 HEL Performance British Motorstar Championship

FREE PRACTICE 2 - SECTOR ANALYSIS



SECTOR 1 = FL to I1, SECTOR 2 = I1 to I2 SECTOR 3 = I2 to I3, SECTOR 4 = I3 to FL, DIFF = Difference To Personal Best Lap, P = Crossed Finish Line in Pit Lane, D = Time Disallowed

P1 11		Dan JONES						KTM - City Lifting/RS Racing				
IDEAL LAP TIME : 1:41.292		BEST LAP TIME : 1:41.506			DIFFERENCE : 0.214							
LAP	SECTOR 1	SECTOR 2		SECTOR 3		SECTOR 4		LAP TIME	MPH	DIFF	TIME OF DAY	
1 -	OUTLAP	96.6	18.838	124.0	29.357	66.3	25.549	125.9	1:48.584	80.67	7.078	14:42:08.922
2 -	34.501	99.1	18.867	128.3	28.859	75.2	24.949	124.9	1:47.176	81.73	5.670	14:43:56.098
3 -	33.759	98.1	19.326	126.8	28.754	76.6	24.887	125.2	1:46.726	82.07	5.220	14:45:42.824
4 -	33.575	101.8	18.468	129.3	28.205	76.1	24.712	124.9	1:44.960	83.45	3.454	14:47:27.784
5 -	33.472	102.4	18.211	129.5	28.139	78.1	27.926	124.9	1:47.748	81.29	6.242	14:49:15.532
6 -	32.996	101.8	18.244	130.0	28.177	79.8	24.563	126.3	1:43.980	84.24	2.474	14:50:59.512
7 -	32.965	102.6	18.149	130.0	28.321	78.9	27.121	126.3	1:46.556	82.20	5.050	14:52:46.068
8 -	32.617	104.0	18.381	129.8	28.286	72.5	25.478	125.6	1:44.762	83.61	3.256	14:54:30.830
9 -	32.665	101.9	18.184	129.0	27.775	83.3	24.280	126.8	1:42.904	85.12	1.398	14:56:13.734
10 -	32.505	103.2	17.964	128.5	27.991	82.0	24.526	125.9	1:42.986	85.05	1.480	14:57:56.720
11 -	32.460	100.6	18.080	128.3	28.385	76.9	24.739	124.9	1:43.664	84.50	2.158	14:59:40.384
12 -	32.580	103.2	18.065	128.3	27.571	84.7	24.303	125.6	1:42.519 (3)	85.44	1.013	15:01:22.903
13 -	32.167	104.8	18.622	129.3	27.885	81.7	24.332	126.8	1:43.006	85.04	1.500	15:03:05.909
14 -	32.316	103.7	17.842	129.8	27.544	81.8	24.351	126.8	1:42.053 (2)	85.83	0.547	15:04:47.962
15 -	32.016	104.3	18.056	129.0	27.376	83.4	24.058	126.3	1:41.506 (1)	86.29		15:06:29.468

P2 96		Brandon PAASCH						KTM - FPW Racing				
IDEAL LAP TIME : 1:41.326		BEST LAP TIME : 1:41.874			DIFFERENCE : 0.548							
LAP	SECTOR 1	SECTOR 2		SECTOR 3		SECTOR 4		LAP TIME	MPH	DIFF	TIME OF DAY	
1 -	OUTLAP	72.3					IN PIT	1:53.609	P 77.10	11.735	14:41:55.638	
2 -	OUTLAP	87.8	19.559	125.6	30.289	75.9	26.535	122.0	1:51.350	78.66	9.476	14:43:46.988
3 -	33.945	97.2	18.963	127.5	29.442	79.3	25.701	123.1	1:48.051	81.07	6.177	14:45:35.039
4 -	33.566	97.3	18.775	127.0	29.048	80.0	25.496	121.5	1:46.885	81.95	5.011	14:47:21.924
5 -	38.420	82.1	19.171	122.4	29.248	78.1	25.379	122.6	1:52.218	78.06	10.344	14:49:14.142
6 -	33.928	99.7	18.578	127.5	28.881	77.4	24.965	125.2	1:46.352	82.36	4.478	14:51:00.494
7 -	32.582	101.9	18.279	127.5	28.127	79.7	24.524	126.3	1:43.512	84.62	1.638	14:52:44.006
8 -	32.616	98.6	19.077	124.5	29.415	75.4	IN PIT	4:39.908	P 31.29	2:58.034	14:57:23.914	
9 -	OUTLAP	95.3	19.284	126.8	28.498	79.4	25.073	123.1	1:53.497	77.18	11.623	14:59:17.411
10 -	32.474	100.3	18.125	128.0	28.068	84.9	24.593	124.5	1:43.260 (3)	84.83	1.386	15:01:00.671
11 -	32.382	101.6	18.035	127.5	27.997	83.9	24.542	125.9	1:42.956 (2)	85.08	1.082	15:02:43.627
12 -	32.008	101.6	17.935	127.8	27.738	86.2	24.193	126.1	1:41.874 (1)	85.98		15:04:25.501
13 -	31.460	102.4	20.787	114.1	30.665	79.9	25.190	125.2	1:48.102	81.03	6.228	15:06:13.603

P3 64		Asher DURHAM						Mahindra - Microlise Cresswell Racing				
IDEAL LAP TIME : 1:42.197		BEST LAP TIME : 1:42.197			DIFFERENCE : 0.000							
LAP	SECTOR 1	SECTOR 2		SECTOR 3		SECTOR 4		LAP TIME	MPH	DIFF	TIME OF DAY	
1 -	OUTLAP	81.0	22.208	113.1	31.492	67.7	27.953	112.4	2:04.571	70.32	22.374	14:42:27.897
2 -	36.982	85.9	19.701	124.9	30.043	69.6	26.319	121.1	1:53.045	77.48	10.848	14:44:20.942
3 -	34.989	85.9	20.219	122.6	29.826	73.2	25.949	122.2	1:50.983	78.92	8.786	14:46:11.925
4 -	34.245	92.9	19.227	122.9	29.654	73.9	25.644	122.6	1:48.770	80.53	6.573	14:48:00.695
5 -	33.830	92.8	19.174	124.2	29.003	76.3	25.408	123.1	1:47.415	81.55	5.218	14:49:48.110
6 -	33.195	93.0	19.091	125.9	28.887	76.0	25.183	123.1	1:46.356	82.36	4.159	14:51:34.466
7 -	33.286	86.3	18.971	124.5	28.866	76.6	25.022	124.0	1:46.145	82.52	3.948	14:53:20.611
8 -	32.808	94.7	18.830	125.4	28.394	80.3	24.939	123.8	1:44.971	83.45	2.774	14:55:05.582
9 -	32.797	96.9	18.788	125.6	28.346	79.2	24.927	123.8	1:44.858	83.54	2.661	14:56:50.440
10 -	32.663	99.2	18.494	125.2	28.404	76.7	24.914	123.5	1:44.475	83.84	2.278	14:58:34.915
11 -	32.341	99.7	18.321	125.9	28.312	70.3	24.908	123.8	1:43.882	84.32	1.685	15:00:18.797
12 -	32.701	99.2	18.459	126.1	27.974	79.5	24.634	124.2	1:43.768 (3)	84.41	1.571	15:02:02.565
13 -	32.304	98.9	18.309	126.1	28.236	78.6	24.495	125.2	1:43.344 (2)	84.76	1.147	15:03:45.909
14 -	32.148	99.7	18.199	126.3	27.646	79.4	24.204	125.2	1:42.197 (1)	85.71		15:05:28.106

Weather / Track : Cloudy / Dry

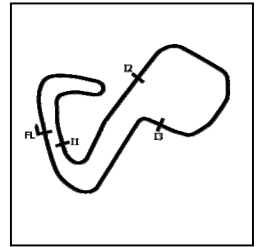
Brands Hatch GP
Circuit Length = 2.4332 miles
Start: 14:40 Flag 15:05 End: 15:07

MCRCB BULLETIN TK056

2019 Bennetts British Superbike Championship - Dickies Round 12

2019 HEL Performance British Motorstar Championship

FREE PRACTICE 2 - SECTOR ANALYSIS



SECTOR 1 = FL to I1, SECTOR 2 = I1 to I2 SECTOR 3 = I2 to I3, SECTOR 4 = I3 to FL, DIFF = Difference To Personal Best Lap, P = Crossed Finish Line in Pit Lane, D = Time Disallowed

P4 45		Scott SWANN				IFS KTM - IFS Team Swann Racing						
IDEAL LAP TIME : 1:41.666		BEST LAP TIME : 1:42.269				DIFFERENCE : 0.603						
LAP	SECTOR 1	SECTOR 2		SECTOR 3		SECTOR 4		LAP TIME	MPH	DIFF	TIME OF DAY	
1 -	OUTLAP	88.5	20.234	114.1	32.708	68.7	27.665	121.3	2:01.551	72.06	19.282	14:43:49.511
2 -	34.702	95.5	19.281	122.6	30.903	58.9	26.603	122.9	1:51.489	78.57	9.220	14:45:41.000
3 -	33.224	98.1	18.896	125.4	29.314	73.2	25.757	124.2	1:47.191	81.72	4.922	14:47:28.191
4 -	33.305	95.0	18.614	127.3	28.914	74.7	25.093	125.2	1:45.926	82.69	3.657	14:49:14.117
5 -	32.742	99.2	18.551	127.8	28.797	78.6	24.978	125.2	1:45.068	83.37	2.799	14:50:59.185
6 -	32.588	99.5	18.553	127.0	28.449	80.9	24.924	124.9	1:44.514	83.81	2.245	14:52:43.699
7 -	32.425	96.8	19.134	126.3	28.830	81.3	24.870	124.7	1:45.259	83.22	2.990	14:54:28.958
8 -	32.311	98.6	18.315	127.8	28.256	81.2	24.590	124.9	1:43.472	84.65	1.203	14:56:12.430
9 -	31.988	101.6	18.122	127.0	28.042	83.0	24.421	125.9	1:42.573 (3)	85.40	0.304	14:57:55.003
10 -	32.380	101.3	18.104	124.7	28.261	82.0	24.529	124.7	1:43.274	84.82	1.005	14:59:38.277
11 -	31.879	101.3	18.015	127.8	28.177	82.0	24.348	125.4	1:42.419 (2)	85.52	0.150	15:01:20.696
12 -	31.710	96.8	18.417	128.0	28.267	79.7	24.350	126.1	1:42.744	85.25	0.475	15:03:03.440
13 -	32.016	101.6	17.972	127.5	28.119	82.6	24.162	127.0	1:42.269 (1)	85.65		15:04:45.709
14 -	32.817	101.6	18.048	127.8	27.822	81.8	24.362	124.5	1:43.049	85.00	0.780	15:06:28.758

P5 14		Jack NIXON				KTM - Santander Salt						
IDEAL LAP TIME : 1:42.594		BEST LAP TIME : 1:42.923				DIFFERENCE : 0.329						
LAP	SECTOR 1	SECTOR 2		SECTOR 3		SECTOR 4		LAP TIME	MPH	DIFF	TIME OF DAY	
1 -	OUTLAP	84.9	20.599	115.7	31.427	66.8	27.630	119.4	1:58.262	74.07	15.339	14:42:05.443
2 -	35.597	92.0	19.572	124.2	29.615	74.2	26.048	120.0	1:50.832	79.03	7.909	14:43:56.275
3 -	34.402	95.5	19.244	124.9	29.607	74.1	26.422	123.5	1:49.675	79.87	6.752	14:45:45.950
4 -	33.976	97.3	18.842	127.0	28.937	77.5	25.656	122.6	1:47.411	81.55	4.488	14:47:33.361
5 -	33.406	98.9	18.651	126.6	28.555	77.4	25.272	124.0	1:45.884	82.73	2.961	14:49:19.245
6 -	33.326	99.2	18.594	126.6	28.397	78.1	25.556	124.5	1:45.873	82.73	2.950	14:51:05.118
7 -	33.086	99.8	18.673	125.6	28.543	79.6	25.224	124.2	1:45.526	83.01	2.603	14:52:50.644
8 -	33.014	101.0	18.460	126.1	28.209	82.7	24.974	123.8	1:44.657	83.70	1.734	14:54:35.301
9 -	33.529	98.1	18.735	124.5	29.507	78.4	25.089	123.8	1:46.860	81.97	3.937	14:56:22.161
10 -	32.542	100.9	18.299	126.8	28.443	77.0	24.798	123.5	1:44.082	84.16	1.159	14:58:06.243
11 -	33.209	96.2	19.130	122.0	30.530	73.0	25.504	123.3	1:48.373	80.83	5.450	14:59:54.616
12 -	32.753	100.1	18.278	126.1	27.921	83.7	24.704	123.5	1:43.656 (3)	84.50	0.733	15:01:38.272
13 -	32.234	102.1	18.136	128.5	27.758	82.2	24.795	124.9	1:42.923 (1)	85.11		15:03:21.195
14 -	32.426	101.3	18.278	127.0	27.794	85.8	24.466	124.9	1:42.964 (2)	85.07	0.041	15:05:04.159

P6 21		Jerry van de BUNT				KTM - Raha61/LJ-Racing						
IDEAL LAP TIME : 1:43.021		BEST LAP TIME : 1:43.062				DIFFERENCE : 0.041						
LAP	SECTOR 1	SECTOR 2		SECTOR 3		SECTOR 4		LAP TIME	MPH	DIFF	TIME OF DAY	
1 -	OUTLAP	89.7	20.037	120.2	32.009	72.5	26.344	123.5	1:58.270	74.06	15.208	14:43:59.155
2 -	34.582	91.9	19.362	124.7	30.324	74.4	25.862	125.4	1:50.130	79.54	7.068	14:45:49.285
3 -	34.623	87.0	19.182	127.3	29.521	77.2	25.494	125.2	1:48.820	80.49	5.758	14:47:38.105
4 -	34.181	93.0	19.184	124.9	29.754	76.6	25.559	126.1	1:48.678	80.60	5.616	14:49:26.783
5 -	33.364	98.9	18.858	128.3	29.337	79.1	25.103	126.8	1:46.662	82.12	3.600	14:51:13.445
6 -	32.915	102.1	18.797	128.8	28.888	77.8	24.932	128.0	1:45.532	83.00	2.470	14:52:58.977
7 -	36.347	81.6	19.429	120.6	30.023	73.2	25.235	126.1	1:51.034	78.89	7.972	14:54:50.011
8 -	32.988	99.7	18.236	127.3	28.589	81.2	24.557	125.9	1:44.370 (3)	83.93	1.308	14:56:34.381
9 -	32.530	101.3	18.222	126.8	28.851	81.4	25.157	125.4	1:44.760	83.61	1.698	14:58:19.141
10 -	33.671	96.0	18.842	126.8	28.993	76.3	24.974	125.4	1:46.480	82.26	3.418	15:00:05.621
11 -	32.579	101.2	18.140	128.3	28.300	80.1	24.563	125.9	1:43.582 (2)	84.56	0.520	15:01:49.203
12 -	32.483	101.6	18.181	128.3	28.179	81.6	24.219	128.0	1:43.062 (1)	84.99		15:03:32.265

Weather / Track : Cloudy / Dry

Brands Hatch GP
Circuit Length = 2.4332 miles
Start: 14:40 Flag 15:05 End: 15:07

FREE PRACTICE 2 - SECTOR ANALYSIS



SECTOR 1 = FL to I1, SECTOR 2 = I1 to I2 SECTOR 3 = I2 to I3, SECTOR 4 = I3 to FL, DIFF = Difference To Personal Best Lap, P = Crossed Finish Line in Pit Lane, D = Time Disallowed

P7		7		Edmund BEST				KTM - SymCirrus Motorsport				
IDEAL LAP TIME : 1:43.186		BEST LAP TIME : 1:43.351		DIFFERENCE : 0.165								
LAP	SECTOR 1	SECTOR 2		SECTOR 3		SECTOR 4		LAP TIME	MPH	DIFF	TIME OF DAY	
1 -	OUTLAP	90.9	20.119	122.0	29.816	73.7	25.862	121.5	1:52.902	77.58	9.551	14:42:01.096
2 -	35.213	92.8	19.695	119.8	29.270	77.0	25.913	118.1	1:50.091	79.56	6.740	14:43:51.187
3 -	34.572	95.7	19.117	120.2	29.056	76.7	25.388	120.0	1:48.133	81.00	4.782	14:45:39.320
4 -	33.841	97.3	18.973	122.6	28.706	79.9	25.011	120.6	1:46.531	82.22	3.180	14:47:25.851
5 -	33.976	94.5	18.755	122.9	28.509	79.1	24.973	121.3	1:46.213	82.47	2.862	14:49:12.064
6 -	34.144	96.0	21.061	101.9	28.725	83.4	24.879	123.3	1:48.809	80.50	5.458	14:51:00.873
7 -	32.850	98.1	18.655	123.8	28.019	83.2	24.505	123.3	1:44.029 (3)	84.20	0.678	14:52:44.902
8 -	32.629	97.5	18.589	125.6	28.443	80.7	24.814	122.6	1:44.475	83.84	1.124	14:54:29.377
9 -	32.494	97.5	18.440	124.5	27.932	84.0	24.485	123.3	1:43.351 (1)	84.75		14:56:12.728
10 -	35.067	98.2	18.601	124.2	28.329	85.0	24.681	122.2	1:46.678	82.11	3.327	14:57:59.406
11 -	32.329	99.1	18.624	123.5	28.027	83.3	24.577	123.5	1:43.557 (2)	84.58	0.206	14:59:42.963
12 -	35.540	91.9	18.793	122.6	27.989	85.3	24.790	121.7	1:47.112	81.78	3.761	15:01:30.075
13 -	32.748	97.5						IN PIT	2:07.160 P	68.88	23.809	15:03:37.235
14 -	OUTLAP	97.6	18.691	124.0	28.427	83.4	24.830	122.4	1:45.284	83.20	1.933	15:05:22.519

P8		70		Joshua WHATLEY				KTM - KRP				
IDEAL LAP TIME : 1:44.277		BEST LAP TIME : 1:44.593		DIFFERENCE : 0.316								
LAP	SECTOR 1	SECTOR 2		SECTOR 3		SECTOR 4		LAP TIME	MPH	DIFF	TIME OF DAY	
1 -	OUTLAP	88.5	21.902	114.7	31.458	68.6	28.064	122.0	1:58.714	73.78	14.121	14:42:05.420
2 -	34.823	98.3	19.099	121.7	30.124	75.6	26.290	120.9	1:50.336	79.39	5.743	14:43:55.756
3 -	34.048	98.3	19.561	121.1	29.971	73.8	26.306	122.9	1:49.886	79.71	5.293	14:45:45.642
4 -	33.542	100.6	18.862	126.8	29.375	80.5	25.743	123.3	1:47.522	81.47	2.929	14:47:33.164
5 -	33.064	101.5	18.534	126.8	28.946	81.8	25.266	124.0	1:45.810	82.78	1.217	14:49:18.974
6 -	32.953	99.8	18.633	127.8	28.917	80.0	25.419	124.7	1:45.922	82.70	1.329	14:51:04.896
7 -	32.975	101.8	19.253	123.5	28.897	80.7	25.267	125.9	1:46.392	82.33	1.799	14:52:51.288
8 -	32.705	101.3	18.594	129.0	28.637	81.0	24.917	126.1	1:44.853 (2)	83.54	0.260	14:54:36.141
9 -	34.299	92.8	18.592	128.0	29.074	79.6	25.015	124.5	1:46.980	81.88	2.387	14:56:23.121
10 -	32.765	102.2	18.364	128.5	28.682	77.1	25.940	124.2	1:45.751 (3)	82.83	1.158	14:58:08.872
11 -	32.824	100.7	18.435	129.0	30.248	77.9		IN PIT	2:59.628 P	48.76	1:15.035	15:01:08.500
12 -	OUTLAP	69.5						IN PIT	1:35.021 P	92.18		15:02:43.521
13 -	OUTLAP	101.0	18.494	124.5	29.974	80.7	25.193	123.5	1:48.785	80.52	4.192	15:04:32.306
14 -	32.524	102.4	18.343	128.3	28.953	84.5	24.773	124.9	1:44.593 (1)	83.75		15:06:16.899

P9		25		Mike BROUWERS				Mahindra - Microlise Cresswell Racing				
IDEAL LAP TIME : 1:44.301		BEST LAP TIME : 1:44.688		DIFFERENCE : 0.387								
LAP	SECTOR 1	SECTOR 2		SECTOR 3		SECTOR 4		LAP TIME	MPH	DIFF	TIME OF DAY	
1 -	OUTLAP	83.4	20.161	120.6	30.484	73.1	26.024	120.4	1:54.643	76.40	9.955	14:44:47.583
2 -	34.604	92.6	19.419	125.2	29.161	71.6	25.639	120.9	1:48.823	80.49	4.135	14:46:36.406
3 -	34.246	93.5	19.282	124.9	29.255	75.7	25.412	120.6	1:48.195	80.96	3.507	14:48:24.601
4 -	34.169	96.4	18.997	125.2	28.401	79.1	25.232	121.5	1:46.799	82.02	2.111	14:50:11.400
5 -	33.868	96.5	18.957	126.1	28.225	76.8	25.221	120.9	1:46.271	82.42	1.583	14:51:57.671
6 -	34.021	97.1	20.938	85.9	31.657	76.2		IN PIT	3:08.424 P	46.49	1:23.736	14:55:06.095
7 -	OUTLAP	95.1	19.039	125.2	28.457	78.3	25.193	122.6	1:48.140	81.00	3.452	14:56:54.235
8 -	33.466	97.8	18.821	124.9	28.293	76.9	25.227	122.2	1:45.807	82.79	1.119	14:58:40.042
9 -	33.188	98.6	18.867	125.9	28.475	78.7	24.995	122.2	1:45.525	83.01	0.837	15:00:25.567
10 -	33.179	97.8	18.597	125.2	27.956	80.5	24.956	123.1	1:44.688 (1)	83.67		15:02:10.255
11 -	32.994	97.9	18.754	125.2	28.261	77.9	25.286	122.4	1:45.295 (3)	83.19	0.607	15:03:55.550
12 -	33.190	97.8	18.748	125.4	28.176	76.1	24.754	122.4	1:44.868 (2)	83.53	0.180	15:05:40.418

MCRCB BULLETIN TK056

2019 Bennetts British Superbike Championship - Dickies Round 12

2019 HEL Performance British Motorstar Championship

FREE PRACTICE 2 - SECTOR ANALYSIS



SECTOR 1 = FL to I1, SECTOR 2 = I1 to I2 SECTOR 3 = I2 to I3, SECTOR 4 = I3 to FL, DIFF = Difference To Personal Best Lap, P = Crossed Finish Line in Pit Lane, D = Time Disallowed

P10 19 S		Scott OGDEN						Honda - Premium Motorhomes Scott Ogden Racing					
IDEAL LAP TIME : 1:44.984		BEST LAP TIME : 1:45.127						DIFFERENCE : 0.143					
LAP	SECTOR 1	SECTOR 2		SECTOR 3		SECTOR 4		LAP TIME	MPH	DIFF	TIME OF DAY		
1 -	OUTLAP	72.7	24.151	99.5	34.752	65.5	IN PIT	8:03.013	P	18.13	6:17.886	14:48:25.480	
2 -	OUTLAP	86.5	20.851	115.7	32.241	72.7	27.442	115.7	1:59.900	73.05	14.773	14:50:25.380	
3 -	34.128	92.5	19.912	116.1	30.141	76.2	26.869	116.1	1:51.050	78.88	5.923	14:52:16.430	
4 -	34.118	93.3	19.543	118.3	30.393	76.0	26.722	115.7	1:50.776	79.07	5.649	14:54:07.206	
5 -	33.624	93.4	19.403	118.3	29.801	79.5	26.640	115.7	1:49.468	80.02	4.341	14:55:56.674	
6 -	33.559	94.3	19.323	116.5	29.749	77.8	26.241	115.5	1:48.872	80.46	3.745	14:57:45.546	
7 -	33.092	95.3	19.246	117.1	29.604	79.0	26.013	115.9	1:47.955	81.14	2.828	14:59:33.501	
8 -	33.035	94.6	19.120	117.9	29.354	80.8	25.911	116.5	1:47.420	81.54	2.293	15:01:20.921	
9 -	33.051	95.4	19.066	119.4	29.119	79.3	25.399	119.6	1:46.635 (3)	82.14	1.508	15:03:07.556	
10 -	32.817	95.8	18.870	118.9	28.697	84.8	25.273	118.9	1:45.657 (2)	82.90	0.530	15:04:53.213	
11 -	32.606	95.8	19.013	118.7	28.487	82.6	25.021	118.3	1:45.127 (1)	83.32		15:06:38.340	

P11 72 S		Cameron HORSMAN						Honda - Nova Racing/SP 125					
IDEAL LAP TIME : 1:45.468		BEST LAP TIME : 1:45.535						DIFFERENCE : 0.067					
LAP	SECTOR 1	SECTOR 2		SECTOR 3		SECTOR 4		LAP TIME	MPH	DIFF	TIME OF DAY		
1 -	OUTLAP	85.7	20.343	114.9	30.410	69.1	26.593	118.5	1:54.305	76.63	8.770	14:42:11.245	
2 -	35.536	92.5	19.940	118.9	30.194	72.3	26.571	116.9	1:52.241	78.04	6.706	14:44:03.486	
3 -	34.584	94.7	19.772	118.1	30.272	73.5	26.428	116.7	1:51.056	78.87	5.521	14:45:54.542	
4 -	34.347	94.2	19.627	118.5	29.484	74.6	26.013	116.7	1:49.471	80.01	3.936	14:47:44.013	
5 -	33.757	94.2	19.540	116.3	29.419	78.1	26.019	116.5	1:48.735	80.56	3.200	14:49:32.748	
6 -	33.870	94.3	19.462	118.5	29.210	78.3	25.968	116.5	1:48.510	80.72	2.975	14:51:21.258	
7 -	33.569	94.7	19.381	117.7	29.356	76.6	25.722	117.9	1:48.028	81.08	2.493	14:53:09.286	
8 -	34.434	92.6	19.832	116.1	29.765	78.3	IN PIT	5:08.674	P	28.37	3:23.139	14:58:17.960	
9 -	OUTLAP	89.3	19.450	118.7	28.753	79.4	25.475	117.7	1:48.864	80.46	3.329	15:00:06.824	
10 -	33.594	93.8	19.074	118.3	28.661	81.3	25.260	117.1	1:46.589 (3)	82.18	1.054	15:01:53.413	
11 -	33.106	94.3	19.053	116.9	28.949	81.6	25.151	118.1	1:46.259 (2)	82.43	0.724	15:03:39.672	
12 -	32.774	95.4	18.981	119.6	28.728	81.4	25.052	117.5	1:45.535 (1)	83.00		15:05:25.207	

P12 17 S		Franco BOURNE						Honda - Franco Bourne / SP125					
IDEAL LAP TIME : 1:45.938		BEST LAP TIME : 1:46.461						DIFFERENCE : 0.523					
LAP	SECTOR 1	SECTOR 2		SECTOR 3		SECTOR 4		LAP TIME	MPH	DIFF	TIME OF DAY		
1 -	OUTLAP	81.8	21.078	113.1	33.087	64.3	27.900	113.9	2:01.239	72.25	14.778	14:42:11.014	
2 -	36.181	84.8	20.214	117.9	31.184	64.7	27.036	115.5	1:54.615	76.42	8.154	14:44:05.629	
3 -	35.188	92.1	19.900	118.5	31.107	65.4	27.098	117.3	1:53.293	77.32	6.832	14:45:58.922	
4 -	35.621	90.0	20.082	117.5	30.672	71.0	26.635	116.1	1:53.010	77.51	6.549	14:47:51.932	
5 -	34.684	91.9	19.685	118.7	30.012	72.1	26.389	115.9	1:50.770	79.08	4.309	14:49:42.702	
6 -	34.215	92.9	19.740	117.1	29.744	72.1	26.407	114.7	1:50.106	79.55	3.645	14:51:32.808	
7 -	34.471	91.4	19.687	118.1	30.036	74.6	25.926	116.7	1:50.120	79.54	3.659	14:53:22.928	
8 -	37.451	89.7	20.102	117.1	29.337	76.2	26.038	116.7	1:52.928	77.57	6.467	14:55:15.856	
9 -	34.599	78.6			IN PIT				1:59.314	P	12.853	14:57:15.170	
10 -	OUTLAP	92.4	19.831	116.3	29.574	75.4	26.397	115.5	1:50.731	79.10	4.270	14:59:05.901	
11 -	33.715	94.2	19.631	116.7	28.956	76.0	25.813	115.9	1:48.115	81.02	1.654	15:00:54.016	
12 -	33.247	93.8	19.469	116.5	28.738	76.6	25.665	116.7	1:47.119 (2)	81.77	0.658	15:02:41.135	
13 -	33.459	91.8	19.560	119.6	28.840	76.2	25.268	116.5	1:47.127 (3)	81.77	0.666	15:04:28.262	
14 -	32.808	93.8	19.237	117.9	28.625	77.2	25.791	117.9	1:46.461 (1)	82.28		15:06:14.723	

Weather / Track : Cloudy / Dry

Brands Hatch GP
Circuit Length = 2.4332 miles
Start: 14:40 Flag 15:05 End: 15:07

MCRCB BULLETIN TK056

2019 Bennetts British Superbike Championship - Dickies Round 12

2019 HEL Performance British Motorstar Championship

FREE PRACTICE 2 - SECTOR ANALYSIS



SECTOR 1 = FL to I1, SECTOR 2 = I1 to I2, SECTOR 3 = I2 to I3, SECTOR 4 = I3 to FL, DIFF = Difference To Personal Best Lap, P = Crossed Finish Line in Pit Lane, D = Time Disallowed

P13 54		Sam BURMAN				KTM - TeamWNT Burman Racing						
IDEAL LAP TIME : 1:47.309		BEST LAP TIME : 1:47.309				DIFFERENCE : 0.000						
LAP	SECTOR 1	SECTOR 2		SECTOR 3		SECTOR 4		LAP TIME	MPH	DIFF	TIME OF DAY	
1 -	OUTLAP	76.5	20.592	112.9	31.988	67.9	26.355	122.9	1:58.748	73.76	11.439	14:42:00.762
2 -	36.227	88.8	19.700	118.7	30.624	72.0	25.825	123.8	1:52.376	77.95	5.067	14:43:53.138
3 -	35.842	88.3	19.577	122.2	30.678	74.2	26.522	121.5	1:52.619	77.78	5.310	14:45:45.757
4 -	35.362	89.7	19.366	121.1	30.416	72.9	25.525	123.8	1:50.669 (2)	79.15	3.360	14:47:36.426
5 -	37.008	86.5	20.193	112.9	31.939	71.1	IN PIT		3:46.682 P	38.64	1:59.373	14:51:23.108
6 -	OUTLAP	81.3	20.630	110.3	31.336	74.3	25.548	125.9	2:00.221	72.86	12.912	14:53:23.329
7 -	35.556	88.7	19.253	118.5	30.316	74.0	25.677	125.4	1:50.802 (3)	79.05	3.493	14:55:14.131
8 -	35.158	87.9	19.630	108.5	30.684	75.8	25.864	121.5	1:51.336	78.67	4.027	14:57:05.467
9 -	38.486	84.8	19.686	117.1	29.766	74.6	25.058	125.6	1:52.996	77.52	5.687	14:58:58.463
10 -	34.242	94.5	18.821	122.6	29.349	79.0	24.897	115.5	1:47.309 (1)	81.63		15:00:45.772
11 -	34.866	89.7	19.099	111.2	30.497	78.2	IN PIT		2:07.945 P	68.46	20.636	15:02:53.717
12 -	OUTLAP	89.9	19.536	115.3	30.301	77.2	25.355	126.6	1:50.991	78.92	3.682	15:04:44.708
13 -	34.819	94.2	18.920	122.2	29.425	80.1	30.072	112.7	1:53.236	77.35	5.927	15:06:37.944

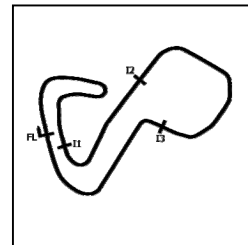
P14 5 S		Osian JONES				Honda - SymCirrus Motorsport						
IDEAL LAP TIME : 1:47.683		BEST LAP TIME : 1:47.780				DIFFERENCE : 0.097						
LAP	SECTOR 1	SECTOR 2		SECTOR 3		SECTOR 4		LAP TIME	MPH	DIFF	TIME OF DAY	
1 -	OUTLAP	80.4	21.191	115.9	32.992	59.9	27.452	120.4	2:01.448	72.12	13.668	14:42:31.882
2 -	37.382	87.9	20.484	123.5	30.708	67.2	26.611	121.1	1:55.185	76.05	7.405	14:44:27.067
3 -	37.217	90.0	20.397	122.9	30.876	68.9	26.556	121.5	1:55.046	76.14	7.266	14:46:22.113
4 -	36.431	92.1	19.984	124.5	30.007	70.7	26.193	120.9	1:52.615	77.78	4.835	14:48:14.728
5 -	36.184	93.8	19.786	124.5	29.839	70.6	26.209	122.2	1:52.018	78.20	4.238	14:50:06.746
6 -	35.417	90.0	19.772	124.0	29.601	72.4	26.042	120.9	1:50.832	79.03	3.052	14:51:57.578
7 -	35.173	92.1	19.715	124.7	29.809	72.0	IN PIT		3:13.763 P	45.20	1:25.983	14:55:11.341
8 -	OUTLAP	91.4	19.891	122.9	29.812	74.5	26.371	121.5	1:53.551	77.14	5.771	14:57:04.892
9 -	35.493	95.5	19.460	124.2	28.973	75.1	25.905	121.1	1:49.831 (3)	79.75	2.051	14:58:54.723
10 -	35.530	94.1	19.611	124.7	28.996	74.2	25.915	121.3	1:50.052	79.59	2.272	15:00:44.775
11 -	35.371	93.2	19.499	117.3	29.287	74.6	25.647	123.1	1:49.804 (2)	79.77	2.024	15:02:34.579
12 -	34.587	95.4	19.284	125.2	28.573	76.0	25.336	123.8	1:47.780 (1)	81.27		15:04:22.359
13 -	34.490	97.9	19.597	123.3	31.308	63.0	26.746	121.7	1:52.141	78.11	4.361	15:06:14.500

P15 3 S		Harrison DESOY				Honda - Microlise Cresswell Racing						
IDEAL LAP TIME : 1:47.860		BEST LAP TIME : 1:47.860				DIFFERENCE : 0.000						
LAP	SECTOR 1	SECTOR 2		SECTOR 3		SECTOR 4		LAP TIME	MPH	DIFF	TIME OF DAY	
1 -	OUTLAP	69.3	22.007	98.3	33.809	62.0	28.390	112.2	2:06.700	69.13	18.840	14:42:29.831
2 -	37.082	85.1	19.920	110.7	30.943	66.5	27.043	118.3	1:54.988	76.18	7.128	14:44:24.819
3 -	35.646	76.6	20.259	105.5	31.233	66.9	27.120	117.5	1:54.258	76.66	6.398	14:46:19.077
4 -	36.123	77.3	20.358	114.3	30.364	68.2	26.790	117.1	1:53.635	77.08	5.775	14:48:12.712
5 -	35.419	86.3	19.892	109.1	30.323	71.8	26.555	118.7	1:52.189	78.08	4.329	14:50:04.901
6 -	34.535	88.8	19.533	109.4	30.491	68.4	28.093	112.9	1:52.652	77.76	4.792	14:51:57.553
7 -	35.411	82.7	20.069	98.9	30.630	70.8	26.662	117.7	1:52.772	77.67	4.912	14:53:50.325
8 -	35.029	82.0	19.958	112.2	29.861	71.5	26.042	120.4	1:50.890	78.99	3.030	14:55:41.215
9 -	34.161	90.1	19.287	111.4	29.358	71.6	25.733	118.1	1:48.539 (2)	80.70	0.679	14:57:29.754
10 -	33.812	93.0	19.155	119.1	29.257	74.5	25.636	117.3	1:47.860 (1)	81.21		14:59:17.614
11 -	34.179	85.8	19.387	114.9	30.436	67.8	26.300	118.3	1:50.302 (3)	79.41	2.442	15:01:07.916
12 -	34.957	79.8	24.644	91.8	31.952	64.0	26.864	116.5	1:58.417	73.97	10.557	15:03:06.333
13 -	36.007	79.3	21.079	102.9	32.404	64.7	27.223	117.3	1:56.713	75.05	8.853	15:05:03.046

Weather / Track : Cloudy / Dry

Brands Hatch GP
Circuit Length = 2.4332 miles
Start: 14:40 Flag 15:05 End: 15:07

FREE PRACTICE 2 - SECTOR ANALYSIS



SECTOR 1 = FL to I1, SECTOR 2 = I1 to I2 SECTOR 3 = I2 to I3, SECTOR 4 = I3 to FL, DIFF = Difference To Personal Best Lap, P = Crossed Finish Line in Pit Lane, D = Time Disallowed

P16 35 S		Jeremy KNIGHT				Honda - Jeremy Knight Racing / SP125						
IDEAL LAP TIME : 1:48.362		BEST LAP TIME : 1:48.656				DIFFERENCE : 0.294						
LAP	SECTOR 1	SECTOR 2		SECTOR 3		SECTOR 4		LAP TIME	MPH	DIFF	TIME OF DAY	
1 -	OUTLAP	79.1	21.830	108.7	32.135	65.5	27.569	111.2	2:01.626	72.02	12.970	14:42:06.455
2 -	36.469	86.8	20.655	113.1	31.782	71.1	27.224	111.8	1:56.130	75.43	7.474	14:44:02.585
3 -	35.811	89.9	20.414	114.9	30.843	73.4	27.027	112.0	1:54.095	76.77	5.439	14:45:56.680
4 -	35.902	88.8	20.657	113.3	30.742	75.2	26.936	112.9	1:54.237	76.68	5.581	14:47:50.917
5 -	35.261	91.3	20.178	112.2	30.220	73.8	26.542	114.5	1:52.201	78.07	3.545	14:49:43.118
6 -	34.459	91.5	19.948	114.7	29.710	76.5	26.292	113.9	1:50.409	79.33	1.753	14:51:33.527
7 -	34.790	84.7	20.079	116.3	29.660	79.0	26.037	114.7	1:50.566	79.22	1.910	14:53:24.093
8 -	35.097	91.8	20.154	115.3	29.470	79.4	26.351	114.5	1:51.072	78.86	2.416	14:55:15.165
9 -	35.192	91.4	20.041	114.5	29.695	77.9	26.287	112.7	1:51.215	78.76	2.559	14:57:06.380
10 -	34.338	92.1	19.914	115.3	29.020	77.8	26.153	112.0	1:49.425	80.05	0.769	14:58:55.805
11 -	34.762	91.1	20.040	115.7	29.164	80.1	25.964	113.3	1:49.930	79.68	1.274	15:00:45.735
12 -	34.113	91.8	19.647	114.5	29.023	80.8	25.873	114.3	1:48.656 (1)	80.61		15:02:34.391
13 -	34.267	90.4	19.698	114.1	29.039	79.2	25.682	114.5	1:48.686 (2)	80.59	0.030	15:04:23.077
14 -	34.223	90.4	19.985	114.5	28.920	82.2	25.860	113.7	1:48.988 (3)	80.37	0.332	15:06:12.065

P17 16 S		Harvey CLARIDGE				Honda - Nova Racing/SP 125						
IDEAL LAP TIME : 1:48.256		BEST LAP TIME : 1:48.782				DIFFERENCE : 0.526						
LAP	SECTOR 1	SECTOR 2		SECTOR 3		SECTOR 4		LAP TIME	MPH	DIFF	TIME OF DAY	
1 -	OUTLAP	79.0	21.444	109.8	32.702	65.7	28.481	114.5	2:03.354	71.01	14.572	14:42:27.615
2 -	36.659	85.9	20.676	117.9	31.530	66.4	27.737	116.1	1:56.602	75.12	7.820	14:44:24.217
3 -	35.861	89.9	20.725	104.0	31.835	68.1	27.250	117.1	1:55.671	75.73	6.889	14:46:19.888
4 -	35.427	87.2	20.396	116.9	30.802	73.6	26.848	116.7	1:53.473	77.19	4.691	14:48:13.361
5 -	35.027	88.8	20.392	117.7	30.406	76.5	26.791	117.7	1:52.616	77.78	3.834	14:50:05.977
6 -	34.557	92.6	20.114	118.1	30.122	75.6	26.553	115.9	1:51.346	78.67	2.564	14:51:57.323
7 -	35.034	92.3	20.156	118.3	30.340	73.5	26.534	116.3	1:52.064	78.16	3.282	14:53:49.387
8 -	34.229	87.6	20.272	117.9	29.695	74.7	26.257	118.3	1:50.453	79.30	1.671	14:55:39.840
9 -	34.248	93.3	19.934	117.9	29.651	76.4	26.449	117.5	1:50.282	79.43	1.500	14:57:30.122
10 -	34.207	94.5	19.912	119.8	29.179	79.8	26.058	117.1	1:49.356 (2)	80.10	0.574	14:59:19.478
11 -	34.023	93.9	19.643	119.1	29.462	75.3	26.318	119.1	1:49.446 (3)	80.03	0.664	15:01:08.924
12 -	34.060	92.9	20.128	118.7	29.301	76.3	26.041	118.3	1:49.530	79.97	0.748	15:02:58.454
13 -	34.898	92.3	19.928	118.5	29.447	78.1	25.976	119.4	1:50.249	79.45	1.467	15:04:48.703
14 -	33.592	90.6	20.003	117.5	29.045	79.0	26.142	116.9	1:48.782 (1)	80.52		15:06:37.485

P18 37 S		Corey TINKER				Honda - Microlise Cresswell Racing						
IDEAL LAP TIME : 1:48.613		BEST LAP TIME : 1:48.957				DIFFERENCE : 0.344						
LAP	SECTOR 1	SECTOR 2		SECTOR 3		SECTOR 4		LAP TIME	MPH	DIFF	TIME OF DAY	
1 -	OUTLAP	81.3	20.998	109.2	32.675	68.6	27.332	114.7	2:00.868	72.47	11.911	14:43:06.383
2 -	36.298	87.0	20.374	113.5	31.359	69.9	26.696	115.3	1:54.727	76.35	5.770	14:45:01.110
3 -	35.659	87.8	20.227	113.1	30.794	71.3	26.414	115.3	1:53.094	77.45	4.137	14:46:54.204
4 -	35.057	88.5	20.226	112.4	30.567	73.8	26.302	114.9	1:52.152	78.10	3.195	14:48:46.356
5 -	35.023	89.2	20.172	114.5	29.942	78.5	27.714	115.9	1:52.851	77.62	3.894	14:50:39.207
6 -	34.860	88.3	20.112	113.9	30.122	71.5	26.419	116.3	1:51.513	78.55	2.556	14:52:30.720
7 -	35.350	86.2	20.410	111.6	30.742	73.2	IN PIT		4:21.813 P	33.45	2:32.856	14:56:52.533
8 -	OUTLAP	87.2	20.381	113.5	30.153	72.8	26.208	115.3	1:55.764	75.66	6.807	14:58:48.297
9 -	34.734	91.9	19.883	113.5	29.882	73.2	26.178	115.9	1:50.677	79.14	1.720	15:00:38.974
10 -	34.229	92.1	19.709	114.7	30.072	77.4	25.927	117.3	1:49.937 (3)	79.68	0.980	15:02:28.911
11 -	34.063	92.1	19.662	115.5	29.618	74.3	25.649	116.3	1:48.992 (2)	80.37	0.035	15:04:17.903
12 -	33.840	93.7	19.572	115.7	29.552	74.4	25.993	115.5	1:48.957 (1)	80.39		15:06:06.860

MCRCB BULLETIN TK056

2019 Bennetts British Superbike Championship - Dickies Round 12

2019 HEL Performance British Motorstar Championship

FREE PRACTICE 2 - SECTOR ANALYSIS



SECTOR 1 = FL to I1, SECTOR 2 = I1 to I2 SECTOR 3 = I2 to I3, SECTOR 4 = I3 to FL, DIFF = Difference To Personal Best Lap, P = Crossed Finish Line in Pit Lane, D = Time Disallowed

P19 66 S		Annabel THOMAS				Honda - Four Anjels Racing						
IDEAL LAP TIME : 1:49.088		BEST LAP TIME : 1:49.331				DIFFERENCE : 0.243						
LAP	SECTOR 1	SECTOR 2	SECTOR 3	SECTOR 4	LAP TIME	MPH	DIFF	TIME OF DAY				
1 -	OUTLAP	77.2	21.730	110.1	32.733	66.1	28.814	110.0	2:03.540	70.90	14.209	14:42:42.151
2 -	38.086	82.4	21.184	113.7	31.989	66.3	28.215	112.4	1:59.474	73.32	10.143	14:44:41.625
3 -	36.744	84.7	20.678	113.7	31.394	70.5	27.445	113.5	1:56.261	75.34	6.930	14:46:37.886
4 -	36.523	85.9	20.253	115.9	30.381	74.4	27.414	112.7	1:54.571	76.45	5.240	14:48:32.457
5 -	35.854	86.0	20.164	113.9	30.869	68.6	27.156	114.1	1:54.043	76.81	4.712	14:50:26.500
6 -	35.452	86.0	20.222	116.3	30.340	73.2	26.862	113.3	1:52.876	77.60	3.545	14:52:19.376
7 -	35.098	88.1	19.880	116.5	30.036	76.0	26.602	113.7	1:51.616	78.48	2.285	14:54:10.992
8 -	34.923	90.0	19.625	116.3	29.637	75.9	26.264	114.9	1:50.449	79.31	1.118	14:56:01.441
9 -	35.422	90.6	19.854	113.3	29.753	76.6	26.552	114.3	1:51.581	78.50	2.250	14:57:53.022
10 -	34.638	92.1	19.386	115.9	29.592	73.7	26.129	115.1	1:49.745 (2)	79.81	0.414	14:59:42.767
11 -	34.754	89.7	19.955	117.5	29.637	77.7	26.001	114.3	1:50.347	79.38	1.016	15:01:33.114
12 -	34.331	91.0	19.615	114.5	29.370	75.6	26.015	116.1	1:49.331 (1)	80.12		15:03:22.445
13 -	34.422	91.1	19.568	116.1	29.534	76.8	26.439	111.4	1:49.963 (3)	79.66	0.632	15:05:12.408

P20 48		Sharni PINFOLD				KTM - City Lifting/RS Racing						
IDEAL LAP TIME : 1:49.056		BEST LAP TIME : 1:49.634				DIFFERENCE : 0.578						
LAP	SECTOR 1	SECTOR 2	SECTOR 3	SECTOR 4	LAP TIME	MPH	DIFF	TIME OF DAY				
1 -	OUTLAP	76.3	20.989	111.2	32.399	62.0	27.405	115.7	1:59.804	73.11	10.170	14:42:07.339
2 -	37.390	81.9	20.771	109.6	31.396	69.2	26.996	116.5	1:56.553	75.15	6.919	14:44:03.892
3 -	35.953	83.8	20.465	113.7	31.333	69.8	27.072	116.1	1:54.823	76.28	5.189	14:45:58.715
4 -	35.499	87.6	20.161	115.7	31.254	68.1	26.617	118.7	1:53.531	77.15	3.897	14:47:52.246
5 -	35.578	85.7	19.927	117.7	30.772	73.1	IN PIT		3:52.645 P	37.65	2:03.011	14:51:44.891
6 -	OUTLAP	81.7	21.415	99.4	31.735	70.9	27.337	115.5	1:56.534	75.16	6.900	14:53:41.425
7 -	35.375	85.2	20.061	115.3	30.244	76.0	26.557	117.1	1:52.237	78.04	2.603	14:55:33.662
8 -	35.260	89.4	19.796	112.5	30.163	74.7	26.416	116.1	1:51.635	78.46	2.001	14:57:25.297
9 -	34.912	88.1	19.763	115.1	29.985	74.8	26.066	115.9	1:50.726	79.11	1.092	14:59:16.023
10 -	34.460	89.5	19.662	115.7	31.391	68.1	27.283	116.3	1:52.796	77.66	3.162	15:01:08.819
11 -	34.977	86.9	19.752	117.3	29.654	74.8	25.965	119.8	1:50.348 (3)	79.38	0.714	15:02:59.167
12 -	34.503	86.4	19.727	112.9	29.766	76.2	25.638	119.4	1:49.634 (1)	79.90		15:04:48.801
13 -	34.584	85.4	20.153	117.1	29.296	76.7	25.922	114.5	1:49.955 (2)	79.66	0.321	15:06:38.756

P21 18 S		Jodie FIELDHOUSE				Honda - Go Pink Racing							
IDEAL LAP TIME : 1:50.235		BEST LAP TIME : 1:50.302				DIFFERENCE : 0.067							
LAP	SECTOR 1	SECTOR 2	SECTOR 3	SECTOR 4	LAP TIME	MPH	DIFF	TIME OF DAY					
1 -									1:57.651	74.45	7.349	14:44:49.814	
2 -									IN PIT	3:58.423 P	36.74	2:08.121	14:48:48.237
3 -	OUTLAP	82.6	20.650	113.7	31.249	67.1	26.731	117.1	1:56.784	75.00	6.482	14:50:45.021	
4 -	35.835	89.2	20.159	111.8	30.783	70.0	26.252	118.1	1:53.029	77.50	2.727	14:52:38.050	
5 -	35.769	89.9	20.091	115.1	30.687	68.2	26.854	117.7	1:53.401	77.24	3.099	14:54:31.451	
6 -	35.621	87.7	19.947	117.7	30.499	70.4	26.133	119.1	1:52.200	78.07	1.898	14:56:23.651	
7 -	35.094	92.8	19.511	115.3	30.081	70.0	25.987	117.3	1:50.673 (2)	79.15	0.371	14:58:14.324	
8 -	35.644	90.8	19.787	115.3	29.739	71.6	26.219	117.3	1:51.389 (3)	78.64	1.087	15:00:05.713	
9 -	35.114	88.6	19.558	118.3	29.664	73.5	25.966	117.5	1:50.302 (1)	79.41		15:01:56.015	
10 -	36.085	89.7	19.799	115.3	30.613	73.1	IN PIT		2:37.546 P	55.60	47.244	15:04:33.561	

FREE PRACTICE 2 - SECTOR ANALYSIS



SECTOR 1 = FL to I1, SECTOR 2 = I1 to I2 SECTOR 3 = I2 to I3, SECTOR 4 = I3 to FL, DIFF = Difference To Personal Best Lap, P = Crossed Finish Line in Pit Lane, D = Time Disallowed

P22 57 S		Josh HIATT				Honda - Sorrymate.com						
IDEAL LAP TIME : 1:51.132		BEST LAP TIME : 1:51.172				DIFFERENCE : 0.040						
LAP	SECTOR 1	SECTOR 2		SECTOR 3		SECTOR 4		LAP TIME	MPH	DIFF	TIME OF DAY	
1 -	OUTLAP	83.1	21.259	112.4	31.887	69.3	27.276	113.5	1:58.902	73.67	7.730	14:42:29.727
2 -	36.559	88.8	20.732	116.1	31.113	70.4	27.273	115.1	1:55.677	75.72	4.505	14:44:25.404
3 -	36.630	86.4	21.029	114.9	31.654	76.0	26.900	114.5	1:56.213	75.37	5.041	14:46:21.617
4 -	35.878	90.1	20.948	115.7	30.767	72.3	26.697	114.7	1:54.290	76.64	3.118	14:48:15.907
5 -	35.762	92.0	20.661	115.9	30.802	74.7	26.507	115.1	1:53.732	77.02	2.560	14:50:09.639
6 -	35.850	89.4	20.597	115.7	30.737	75.4	26.520	115.1	1:53.704	77.04	2.532	14:52:03.343
7 -	35.311	91.0	20.484	116.1	30.893	75.2	26.560	115.1	1:53.248	77.35	2.076	14:53:56.591
8 -	35.829	88.8	20.448	115.7	30.495	75.8	IN PIT		3:51.730	P	2:00.558	14:57:48.321
9 -	OUTLAP	92.4	20.542	114.1	30.382	75.1	26.200	115.1	1:53.283	77.32	2.111	14:59:41.604
10 -	35.453	92.3	20.352	115.5	30.082	78.4	26.028	115.7	1:51.915	(2)	0.743	15:01:33.519
11 -	35.046	93.7	20.079	115.5	30.122	78.2	25.925	116.5	1:51.172	(1)	78.79	15:03:24.691
12 -	35.475	91.6	20.253	116.1	30.646	75.2	26.115	113.9	1:52.489	(3)	1.317	15:05:17.180

P23 56 S		Bradley WILSON				Honda - B.Wilson Racing						
IDEAL LAP TIME : 1:52.552		BEST LAP TIME : 1:52.752				DIFFERENCE : 0.200						
LAP	SECTOR 1	SECTOR 2		SECTOR 3		SECTOR 4		LAP TIME	MPH	DIFF	TIME OF DAY	
1 -	OUTLAP	73.6	21.975	98.9	33.904	59.6	28.346	113.9	2:04.144	70.56	11.392	14:42:37.175
2 -	38.223	71.0	20.943	108.2	31.595	64.6	27.034	114.5	1:57.795	74.36	5.043	14:44:34.970
3 -	37.133	73.6	20.667	109.8	31.008	65.7	26.981	114.5	1:55.789	75.65	3.037	14:46:30.759
4 -	36.965	78.3	20.305	110.0	31.326	65.9	26.863	115.1	1:55.459	75.86	2.707	14:48:26.218
5 -	36.490	78.6	20.429	114.1	30.454	68.4	26.671	114.5	1:54.044	76.81	1.292	14:50:20.262
6 -	36.355	82.6	20.393	115.5	31.737	62.7	IN PIT		2:17.113	P	24.361	14:52:37.375
7 -	OUTLAP	82.9	20.675	110.1	30.812	68.3	27.027	115.1	1:56.694	75.06	3.942	14:54:34.069
8 -	36.247	84.6	20.172	115.5	30.037	70.1	26.621	114.5	1:53.077	(2)	0.325	14:56:27.146
9 -	36.376	83.7	20.217	113.5	30.313	72.7	26.524	114.7	1:53.430	(3)	0.678	14:58:20.576
10 -	36.324	81.1	20.457	99.1	32.608	68.0	26.695	113.5	1:56.084	75.46	3.332	15:00:16.660
11 -	36.536	87.0	20.780	111.8	30.797	67.9	26.800	115.7	1:54.913	76.23	2.161	15:02:11.573
12 -	36.396	80.7	20.344	112.9	30.438	69.2	26.686	115.3	1:53.864	76.93	1.112	15:04:05.437
13 -	36.004	84.4	20.372	113.7	29.998	69.3	26.378	114.9	1:52.752	(1)	77.69	15:05:58.189

P24 99 S		Harry COOK				Honda - Banks Racing						
IDEAL LAP TIME : 2:08.175		BEST LAP TIME : 2:08.607				DIFFERENCE : 0.432						
LAP	SECTOR 1	SECTOR 2		SECTOR 3		SECTOR 4		LAP TIME	MPH	DIFF	TIME OF DAY	
1 -	OUTLAP	54.2	26.239	61.6	40.995	49.0	35.561	97.2	2:31.943	57.65	23.336	14:46:37.096
2 -	46.288	59.4	25.955	60.6	41.965	47.4	34.607	105.5	2:28.815	58.86	20.208	14:49:05.911
3 -	43.463	61.6	23.551	73.3	39.466	50.1	32.565	106.5	2:19.045	63.00	10.438	14:51:24.956
4 -	42.948	57.6	23.364	74.2	39.204	49.6	32.078	105.5	2:17.594	63.66	8.987	14:53:42.550
5 -	41.482	58.3	23.235	70.6	38.364	49.6	32.335	105.8	2:15.416	64.68	6.809	14:55:57.966
6 -	42.371	64.0	22.616	72.0	39.159	49.1	30.640	107.8	2:14.786	64.99	6.179	14:58:12.752
7 -	40.773	62.7	22.845	68.1	37.406	50.4	30.047	109.4	2:11.071	66.83	2.464	15:00:23.823
8 -	39.497	60.8	22.727	72.7	38.273	53.1	29.760	108.7	2:10.257	(3)	1.650	15:02:34.080
9 -	39.216	66.6	22.282	67.9	37.167	52.3	30.241	109.6	2:08.906	(2)	0.299	15:04:42.986
10 -	39.502	63.3	22.116	74.9	37.083	54.7	29.906	103.2	2:08.607	(1)	68.11	15:06:51.593

MCRCB BULLETIN TK057

2019 Bennetts British Superbike Championship - Dickies Round 12

2019 HEL Performance British Motorstar Championship

FREE PRACTICE 2 - BEST SECTORS

SECTOR 1				SECTOR 2				SECTOR 3				SECTOR 4				IDEAL / BEST COMPARISON		
POS	NO	NAME	TIME	NO	NAME	TIME	NO	NAME	TIME	NO	NAME	TIME	POS	NO	NAME	IDEAL	BEST	DIFF
															PERFECT LAP	1:40.736		
1	96	PAASCH	31.460	11	JONES	17.842	11	JONES	27.376	11	JONES	24.058	1	11	JONES	1:41.292	1:41.506	0.214
2	45	SWANN	31.710	96	PAASCH	17.935	64	DURHAM	27.646	45	SWANN	24.162	2	96	PAASCH	1:41.326	1:41.874	0.548
3	11	JONES	32.016	45	SWANN	17.972	96	PAASCH	27.738	96	PAASCH	24.193	3	45	SWANN	1:41.666	1:42.269	0.603
4	64	DURHAM	32.148	14	NIXON	18.136	14	NIXON	27.758	64	DURHAM	24.204	4	64	DURHAM	1:42.197	1:42.197	0.000
5	14	NIXON	32.234	21	van de	18.140	45	SWANN	27.822	21	van de	24.219	5	14	NIXON	1:42.594	1:42.923	0.329
6	7	BEST	32.329	64	DURHAM	18.199	7	BEST	27.932	14	NIXON	24.466	6	21	van de BUNT	1:43.021	1:43.062	0.041
7	21	van de	32.483	70	WHATLEY	18.343	25	BROUWER	27.956	7	BEST	24.485	7	7	BEST	1:43.186	1:43.351	0.165
8	70	WHATLEY	32.524	7	BEST	18.440	21	van de	28.179	25	BROUWER	24.754	8	70	WHATLEY	1:44.277	1:44.593	0.316
9	19	OGDEN	32.606	25	BROUWER	18.597	19	OGDEN	28.487	70	WHATLEY	24.773	9	25	BROUWERS	1:44.301	1:44.688	0.387
10	72	HORSMAN	32.774	54	BURMAN	18.821	5	JONES	28.573	54	BURMAN	24.897	10	19	OGDEN	1:44.984	1:45.127	0.143
11	17	BOURNE	32.808	19	OGDEN	18.870	17	BOURNE	28.625	19	OGDEN	25.021	11	72	HORSMAN	1:45.468	1:45.535	0.067
12	25	BROUWER	32.994	72	HORSMAN	18.981	70	WHATLEY	28.637	72	HORSMAN	25.052	12	17	BOURNE	1:45.938	1:46.461	0.523
13	16	CLARIDG	33.592	3	DESSOY	19.155	72	HORSMAN	28.661	17	BOURNE	25.268	13	54	BURMAN	1:47.309	1:47.309	0.000
14	3	DESSOY	33.812	17	BOURNE	19.237	35	KNIGHT	28.920	5	JONES	25.336	14	5	JONES	1:47.683	1:47.780	0.097
15	37	TINKER	33.840	5	JONES	19.284	16	CLARIDG	29.045	3	DESSOY	25.636	15	3	DESSOY	1:47.860	1:47.860	0.000
16	35	KNIGHT	34.113	66	THOMAS	19.386	3	DESSOY	29.257	48	PINFOLD	25.638	16	16	CLARIDGE	1:48.256	1:48.782	0.526
17	54	BURMAN	34.242	18	FIELDHO	19.511	48	PINFOLD	29.296	37	TINKER	25.649	17	35	KNIGHT	1:48.362	1:48.656	0.294
18	66	THOMAS	34.331	37	TINKER	19.572	54	BURMAN	29.349	35	KNIGHT	25.682	18	37	TINKER	1:48.613	1:48.957	0.344
19	48	PINFOLD	34.460	16	CLARIDG	19.643	66	THOMAS	29.370	57	HIATT	25.925	19	48	PINFOLD	1:49.056	1:49.634	0.578
20	5	JONES	34.490	35	KNIGHT	19.647	37	TINKER	29.552	18	FIELDHO	25.966	20	66	THOMAS	1:49.088	1:49.331	0.243
21	57	HIATT	35.046	48	PINFOLD	19.662	18	FIELDHO	29.664	16	CLARIDG	25.976	21	18	FIELDHOUSE	1:50.235	1:50.302	0.067
22	18	FIELDHO	35.094	57	HIATT	20.079	56	WILSON	29.998	66	THOMAS	26.001	22	57	HIATT	1:51.132	1:51.172	0.040
23	56	WILSON	36.004	56	WILSON	20.172	57	HIATT	30.082	56	WILSON	26.378	23	56	WILSON	1:52.552	1:52.752	0.200
24	99	COOK	39.216	99	COOK	22.116	99	COOK	37.083	99	COOK	29.760	24	99	COOK	2:08.175	2:08.607	0.432

Weather / Track : Cloudy / Dry

Brands Hatch GP

Circuit Length = 2.4332 miles

Start: 14:40 Flag 15:05 End: 15:07

Results can be found at www.tsl-timing.com

Printed - 15:09 Friday, 18 October 2019

MCRCB BULLETIN TK058**2019 Bennetts British Superbike Championship - Dickies Round 12****2019 HEL Performance British Motorstar Championship****FREE PRACTICE 2 - BEST SPEEDS**

POS	INTERMEDIATE 1			INTERMEDIATE 2			INTERMEDIATE 3			FINISH LINE		
	NO	NAME	MPH	NO	NAME	MPH	NO	NAME	MPH	NO	NAME	MPH
1	11	JONES	104.8	11	JONES	130.0	96	PAASCH	86.2	21	van de BUNT	128.0
2	21	van de BUNT	103.0	70	WHATLEY	129.0	14	NIXON	85.8	45	SWANN	127.0
3	96	PAASCH	102.4	21	van de BUNT	128.8	7	BEST	85.3	11	JONES	126.8
4	70	WHATLEY	102.4	14	NIXON	128.5	19	OGDEN	84.8	54	BURMAN	126.6
5	14	NIXON	102.1	96	PAASCH	128.0	11	JONES	84.7	96	PAASCH	126.3
6	45	SWANN	101.6	45	SWANN	128.0	70	WHATLEY	84.5	70	WHATLEY	126.1
7	64	DURHAM	99.7	64	DURHAM	126.3	45	SWANN	83.0	64	DURHAM	125.2
8	7	BEST	99.1	25	BROUWERS	126.1	35	KNIGHT	82.2	14	NIXON	124.9
9	25	BROUWERS	98.6	7	BEST	125.6	21	van de BUNT	81.6	5	JONES	123.8
10	5	JONES	97.9	5	JONES	125.2	72	HORSMAN	81.6	7	BEST	123.5
11	19	OGDEN	95.8	54	BURMAN	122.6	25	BROUWERS	80.5	25	BROUWERS	123.1
12	72	HORSMAN	95.4	16	CLARIDGE	119.8	64	DURHAM	80.3	3	DESSOY	120.4
13	54	BURMAN	94.5	72	HORSMAN	119.6	54	BURMAN	80.1	48	PINFOLD	119.8
14	16	CLARIDGE	94.5	17	BOURNE	119.6	16	CLARIDGE	79.8	19	OGDEN	119.6
15	17	BOURNE	94.2	19	OGDEN	119.4	37	TINKER	78.5	16	CLARIDGE	119.4
16	37	TINKER	93.7	3	DESSOY	119.1	57	HIATT	78.4	18	FIELDHOUSE	119.1
17	57	HIATT	93.7	18	FIELDHOUSE	118.3	66	THOMAS	77.7	72	HORSMAN	118.5
18	3	DESSOY	93.0	48	PINFOLD	117.7	17	BOURNE	77.2	17	BOURNE	117.9
19	18	FIELDHOUSE	92.8	66	THOMAS	117.5	48	PINFOLD	76.7	37	TINKER	117.3
20	35	KNIGHT	92.1	35	KNIGHT	116.3	5	JONES	76.0	57	HIATT	116.5
21	66	THOMAS	92.1	57	HIATT	116.1	3	DESSOY	74.5	66	THOMAS	116.1
22	48	PINFOLD	89.5	37	TINKER	115.7	18	FIELDHOUSE	73.5	56	WILSON	115.7
23	56	WILSON	87.0	56	WILSON	115.5	56	WILSON	72.7	35	KNIGHT	114.7
24	99	COOK	66.6	99	COOK	74.9	99	COOK	54.7	99	COOK	109.6

Weather / Track : Cloudy / Dry

Results can be found at www.tsl-timing.com

Brands Hatch GP

Circuit Length = 2.4332 miles

Start: 14:40 Flag 15:05 End: 15:07

Printed - 15:10 Friday, 18 October 2019

MCRCB BULLETIN TK059

2019 Bennetts British Superbike Championship - Dickies Round 12

2019 HEL Performance British Motorstar Championship

FREE PRACTICE 2 - STATISTICS

Competitors Started 24
Planned Start 2019-10-18 @ 14:40:00.000
Actual Start 2019-10-18 @ 14:40:00.218
Finish Time 2019-10-18 @ 15:05:00.218
Track Length 2.4332mi.
Total Laps 309
Total Distance Covered 751.8864mi.

Session Fastest Lap History

NO	CL	NAME	LAP TIME	TIME OF DAY	LAP	VEHICLE
7		Edmund BEST	1:50.091	14:43:51.210	2	KTM
11		Dan JONES	1:47.176	14:43:56.113	2	KTM
11		Dan JONES	1:46.726	14:45:42.839	3	KTM
7		Edmund BEST	1:46.531	14:47:25.873	4	KTM
11		Dan JONES	1:44.960	14:47:27.799	4	KTM
11		Dan JONES	1:43.980	14:50:59.526	6	KTM
96		Brandon PAASCH	1:43.512	14:52:44.028	7	KTM
45		Scott SWANN	1:43.472	14:56:12.451	8	IFS KTM
7		Edmund BEST	1:43.351	14:56:12.750	9	KTM
11		Dan JONES	1:42.904	14:56:13.749	9	KTM
45		Scott SWANN	1:42.573	14:57:55.024	9	IFS KTM
45		Scott SWANN	1:42.419	15:01:20.717	11	IFS KTM
96		Brandon PAASCH	1:41.874	15:04:25.524	12	KTM
11		Dan JONES	1:41.506	15:06:29.482	15	KTM

Flag History

TYPE	TIME OF DAY
GREEN	14:40:00.218
FINISH	15:05:00.218

Flag Statistics

TYPE	COUNT	TOTAL LAPS	TOTAL TIME
Green	1	15	27:06.459
Red	0	0	0.000
Safety Car	0	0	0.000
FCY	0	0	0.000

Weather / Track : Cloudy / Dry

MCRCB BULLETIN TK059

2019 Bennetts British Superbike Championship - Dickies Round 12

2019 HEL Performance British Motorstar Championship

FREE PRACTICE 2 - STATISTICS

CLASS :

11 Starters

Fastest Lap History

NO	NAME	LAP TIME	TIME OF DAY	LAP	VEHICLE
7	Edmund BEST	1:50.091	14:43:51.210	2	KTM
11	Dan JONES	1:47.176	14:43:56.113	2	KTM
11	Dan JONES	1:46.726	14:45:42.839	3	KTM
7	Edmund BEST	1:46.531	14:47:25.873	4	KTM
11	Dan JONES	1:44.960	14:47:27.799	4	KTM
11	Dan JONES	1:43.980	14:50:59.526	6	KTM
96	Brandon PAASCH	1:43.512	14:52:44.028	7	KTM
45	Scott SWANN	1:43.472	14:56:12.451	8	IFS KTM
7	Edmund BEST	1:43.351	14:56:12.750	9	KTM
11	Dan JONES	1:42.904	14:56:13.749	9	KTM
45	Scott SWANN	1:42.573	14:57:55.024	9	IFS KTM
45	Scott SWANN	1:42.419	15:01:20.717	11	IFS KTM
96	Brandon PAASCH	1:41.874	15:04:25.524	12	KTM
11	Dan JONES	1:41.506	15:06:29.482	15	KTM

Weather / Track : Cloudy / Dry

Results can be found at www.tsl-timing.com

Page 2 of 3

Brands Hatch GP
Circuit Length = 2.4332 miles
Start: 14:40 Flag 15:05 End: 15:07

Printed - 15:10 Friday, 18 October 2019

MCRCB BULLETIN TK059

2019 Bennetts British Superbike Championship - Dickies Round 12

2019 HEL Performance British Motorstar Championship

FREE PRACTICE 2 - STATISTICS

CLASS : S

13 Starters

Fastest Lap History

NO	NAME	LAP TIME	TIME OF DAY	LAP	VEHICLE
35	Jeremy KNIGHT	1:56.130	14:44:02.609	2	Honda
72	Cameron HORSMAN	1:52.241	14:44:03.509	2	Honda
72	Cameron HORSMAN	1:51.056	14:45:54.565	3	Honda
72	Cameron HORSMAN	1:49.471	14:47:44.036	4	Honda
72	Cameron HORSMAN	1:48.735	14:49:32.771	5	Honda
72	Cameron HORSMAN	1:48.510	14:51:21.281	6	Honda
72	Cameron HORSMAN	1:48.028	14:53:09.309	7	Honda
3	Harrison DESSOY	1:47.860	14:59:17.634	10	Honda
19	Scott OGDEN	1:47.420	15:01:20.944	8	Honda
72	Cameron HORSMAN	1:46.589	15:01:53.436	10	Honda
72	Cameron HORSMAN	1:46.259	15:03:39.695	11	Honda
19	Scott OGDEN	1:45.657	15:04:53.236	10	Honda
72	Cameron HORSMAN	1:45.535	15:05:25.230	12	Honda
19	Scott OGDEN	1:45.127	15:06:38.363	11	Honda

Weather / Track : Cloudy / Dry

Results can be found at www.tsl-timing.com

Page 3 of 3

Brands Hatch GP
Circuit Length = 2.4332 miles
Start: 14:40 Flag 15:05 End: 15:07

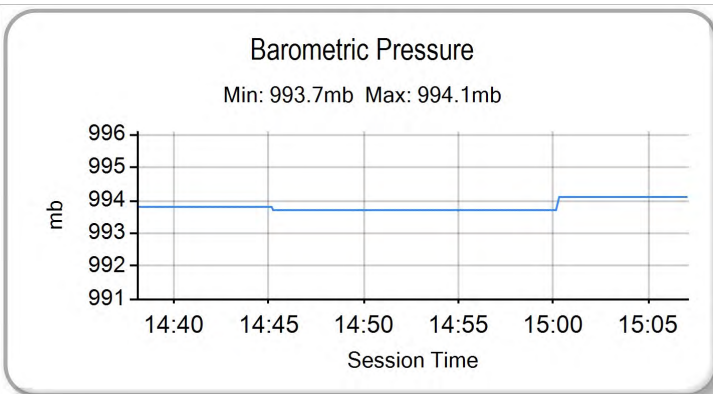
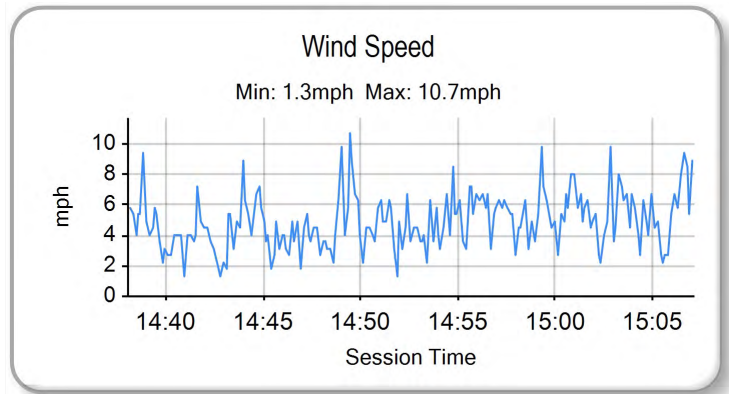
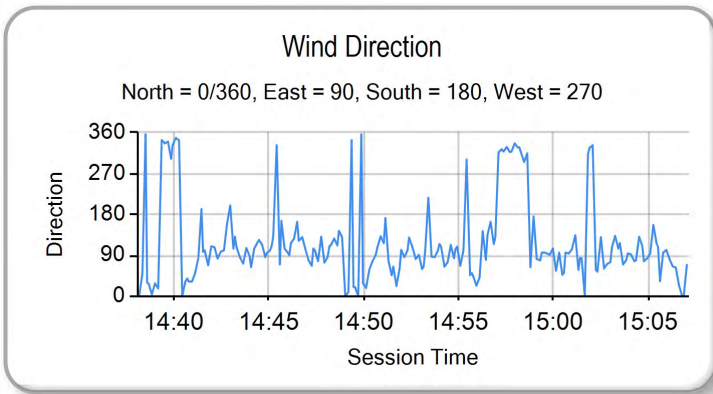
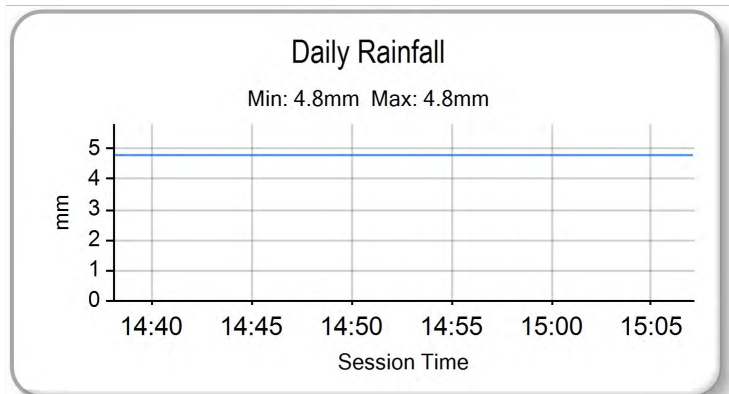
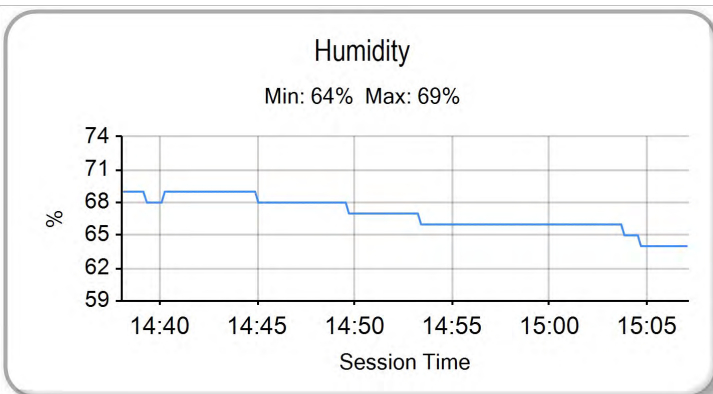
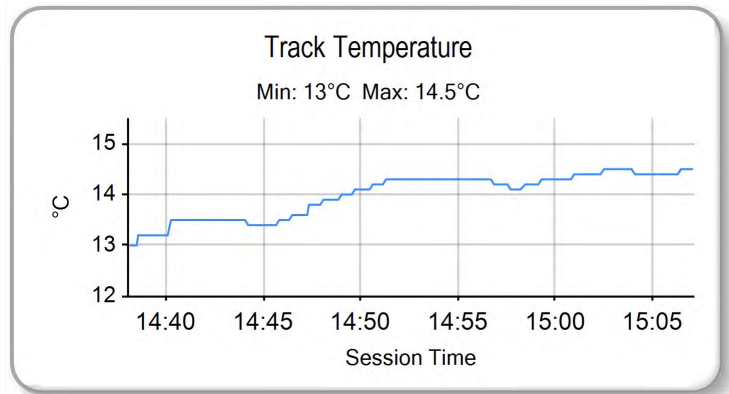
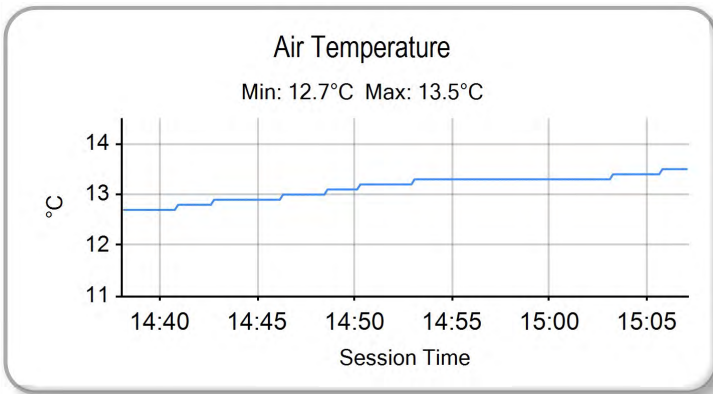
Printed - 15:10 Friday, 18 October 2019

MCRCB BULLETIN TK060

2019 Bennetts British Superbike Championship - Dickies Round 12

2019 HEL Performance British Motorstar Championship

FREE PRACTICE 2 - WEATHER CONDITIONS



Weather / Track : Cloudy / Dry

Results can be found at www.tsl-timing.com

Brands Hatch GP
Circuit Length = 2.4332 miles
Start: 14:40 Flag 15:05 End: 15:07

Printed - 15:11 Friday, 18 October 2019



POS	NO	CL	PIC NAME	NAT	ENTRY	TIME	ON	LAPS	GAP	DIFF	MPH
1	45		1 Scott SWANN	GBR	IFS KTM - IFS Team Swann Racing	1:44.722	9	9			83.64
2	96		2 Brandon PAASCH	USA	KTM - FPW Racing	1:44.883	12	12	0.161	0.161	83.52
3	11		3 Dan JONES	GBR	KTM - City Lifting/RS Racing	1:44.911	7	7	0.189	0.028	83.49
4	7		4 Edmund BEST	GBR	KTM - SymCirrus Motorsport	1:45.213	14	14	0.491	0.302	83.25
5	64		5 Asher DURHAM	GBR	Mahindra - Microlise Cresswell Racing	1:45.246	12	12	0.524	0.033	83.23
6	25		6 Mike BROUWERS	NED	Mahindra - Microlise Cresswell Racing	1:46.204	12	13	1.482	0.958	82.48
7	14		7 Jack NIXON	GBR	KTM - Santander Salt	1:46.267	13	13	1.545	0.063	82.43
8	21		8 Jerry van de BUNT	NED	KTM - Raha61/LJ-Racing	1:46.705	13	13	1.983	0.438	82.09
9	70		9 Joshua WHATLEY	GBR	KTM - KRP	1:48.403	4	7	3.681	1.698	80.80
10	5		10 Osian JONES	GBR	KTM - SymCirrus Motorsport	1:50.343	12	12	5.621	1.940	79.38
11	72	S	1 Cameron HORSMAN	GBR	Honda - Nova Racing/SP 125	1:50.689	10	10	5.967	0.346	79.13
12	19	S	2 Scott OGDEN	GBR	Honda - Premium Motorhomes Scott Ogden Racing	1:50.945	7	7	6.223	0.256	78.95
13	37	S	3 Corey TINKER	GBR	Honda - Microlise Cresswell Racing	1:51.002	11	11	6.280	0.057	78.91
14	16	S	4 Harvey CLARIDGE	GBR	Honda - Nova Racing/SP 125	1:51.198	11	11	6.476	0.196	78.77
15	66	S	5 Annabel THOMAS	GBR	Honda - Four Anjels Racing	1:51.450	11	13	6.728	0.252	78.59
16	54		11 Sam BURMAN	GBR	KTM - TeamWNT Burman Racing	1:52.093	12	12	7.371	0.643	78.14
17	57	S	6 Josh HIATT	GBR	Honda - Sorrymate.com	1:52.854	12	12	8.132	0.761	77.62
18	35	S	7 Jeremy KNIGHT	GBR	Honda - Jeremy Knight Racing / SP125	1:53.473	6	6	8.751	0.619	77.19
19	48		12 Sharni PINFOLD	AUS	KTM - City Lifting/RS Racing	1:53.719	11	11	8.997	0.246	77.03
20	17	S	8 Franco BOURNE	GBR	Honda - Franco Bourne / SP125	1:53.720	9	9	8.998	0.001	77.02
21	18	S	9 Jodie FIELDHOUSE	GBR	Honda - Go Pink Racing	1:56.560	9	11	11.838	2.840	75.15
22	56	S	10 Bradley WILSON	GBR	Honda - B.Wilson Racing	1:57.671	5	8	12.949	1.111	74.44

CLASS "" - QUALIFYING LAPTINE (110.0% of 1:44.722) = 1:55.194

CLASS "S" - QUALIFYING LAPTINE (110.0% of 1:50.689) = 2:01.757

23	99	S	11 Harry COOK	GBR	Honda - Banks Racing						1
24	3	S	12 Harrison DESSOY	GBR	Honda - Microlise Cresswell Racing						1

#21 - Lap 4 time cancelled - Yellow flag infringement at turn 6.

Weather / Track : Cloudy / Damp

These results are provisional until the conclusion of any judicial and technical matters.

Brands Hatch GP

Circuit Length = 2.4332 miles

Start: 09:00 Flag 09:25 End: 09:27

Race Director :	Stewards :	Timekeeper :
-----------------	------------	--------------

Results can be found at www.britishsuperbike.com

Printed - 09:34 Saturday, 19 October 2019

2019 Bennetts British Superbike Championship - Dickies Round 12

2019 HEL Performance British Motostar Championship

QUALIFYING - SECTOR ANALYSIS



SECTOR 1 = FL to I1, SECTOR 2 = I1 to I2 SECTOR 3 = I2 to I3, SECTOR 4 = I3 to FL, DIFF = Difference To Personal Best Lap, P = Crossed Finish Line in Pit Lane, D = Time Disallowed

P20 17 S		Franco BOURNE				Honda - Franco Bourne / SP125						
IDEAL LAP TIME : 1:53.122		BEST LAP TIME : 1:53.720				DIFFERENCE : 0.598						
LAP	SECTOR 1	SECTOR 2		SECTOR 3		SECTOR 4		LAP TIME	MPH	DIFF	TIME OF DAY	
1 -	OUTLAP	78.6	21.833	109.1	33.435	65.2	28.224	112.9	2:10.969	66.88	17.249	09:05:59.395
2 -	38.568	84.8	20.745	116.5	30.997	66.6	27.099	114.3	1:57.409	74.60	3.689	09:07:56.804
3 -	36.956	86.0	20.785	115.7	30.831	67.6	27.161	115.1	1:55.733	75.69	2.013	09:09:52.537
4 -	36.513	88.6	20.496	116.9	30.565	68.9	26.905	114.1	1:54.479 (3)	76.51	0.759	09:11:47.016
5 -	36.374	85.1	20.321	110.9	30.577	69.9	26.643	115.5	1:53.915 (2)	76.89	0.195	09:13:40.931
6 -	38.266	69.1					IN PIT		2:35.619 P	56.29	41.899	09:16:16.550
7 -	OUTLAP	83.4	20.604	114.9	30.920	68.4	27.205	114.5	1:56.981	74.88	3.261	09:18:13.531
8 -	36.576	84.6	20.684	115.3	30.819	64.0	27.643	116.1	1:55.722	75.69	2.002	09:20:09.253
9 -	36.409	90.4	20.427	116.7	29.784	70.1	27.100	114.1	1:53.720 (1)	77.02		09:22:02.973

P21 18 S		Jodie FIELDHOUSE				Honda - Go Pink Racing						
IDEAL LAP TIME :		BEST LAP TIME : 1:56.560				DIFFERENCE :						
LAP	SECTOR 1	SECTOR 2		SECTOR 3		SECTOR 4		LAP TIME	MPH	DIFF	TIME OF DAY	
1 -	OUTLAP	69.1	22.237	95.4	34.667	58.7	IN PIT		3:19.691 P	43.86	1:23.131	09:04:08.419
2 -	OUTLAP								2:09.565	67.60	13.005	09:06:17.984
3 -									2:02.775	71.34	6.215	09:08:20.759
4 -									2:00.302	72.81	3.742	09:10:21.061
5 -									1:59.820	73.10	3.260	09:12:20.881
6 -									1:57.502	74.55	0.942	09:14:18.383
7 -									1:57.113 (3)	74.79	0.553	09:16:15.496
8 -									1:57.039 (2)	74.84	0.479	09:18:12.535
9 -									1:56.560 (1)	75.15		09:20:09.095
10 -							IN PIT		2:59.917 P	48.68	1:03.357	09:23:09.012
11 -	OUTLAP								1:58.862	73.69	2.302	09:25:07.875

P22 56 S		Bradley WILSON				Honda - B.Wilson Racing						
IDEAL LAP TIME : 1:56.596		BEST LAP TIME : 1:57.671				DIFFERENCE : 1.075						
LAP	SECTOR 1	SECTOR 2		SECTOR 3		SECTOR 4		LAP TIME	MPH	DIFF	TIME OF DAY	
1 -	OUTLAP	72.7	24.492	97.8	36.194	55.4	29.236	112.2	2:12.723	66.00	15.052	09:03:22.466
2 -	40.028	66.3	21.847	111.4	32.055	62.6	27.689	112.5	2:01.619	72.02	3.948	09:05:24.085
3 -	39.811	68.5	21.526	113.3	31.731	64.1	27.490	112.4	2:00.558 (3)	72.66	2.887	09:07:24.643
4 -	39.276	78.3	21.283	109.2	32.262	63.1	27.513	113.5	2:00.334 (2)	72.79	2.663	09:09:24.977
5 -	38.045	75.9	21.238	113.9	31.286	64.2	27.102	113.5	1:57.671 (1)	74.44		09:11:22.648
6 -	37.910	76.0	20.865	112.0	32.743	60.4	IN PIT		2:23.147 P	61.19	25.476	09:13:45.795
7 -	OUTLAP	77.0	21.014	111.2	31.505	64.0	IN PIT		2:21.708 P	61.81	24.037	09:16:07.503
8 -	OUTLAP	80.4	21.100	110.7	30.719	67.5	27.312	112.9	1:57.258	74.70		09:18:04.761

P23 99 S		Harry COOK				Honda - Banks Racing						
IDEAL LAP TIME :		BEST LAP TIME :				DIFFERENCE :						
LAP	SECTOR 1	SECTOR 2		SECTOR 3		SECTOR 4		LAP TIME	MPH	DIFF	TIME OF DAY	
1 -	OUTLAP	64.4	22.754	77.4	36.570	54.6	29.840	110.7	2:12.105	66.30		09:03:50.686

P24 3 S		Harrison DESOY				Honda - Microlise Cresswell Racing						
IDEAL LAP TIME :		BEST LAP TIME :				DIFFERENCE :						
LAP	SECTOR 1	SECTOR 2		SECTOR 3		SECTOR 4		LAP TIME	MPH	DIFF	TIME OF DAY	
1 -	OUTLAP	72.3	21.265	105.8	31.959	62.6	27.710	116.1	2:01.809	71.91		09:05:24.587

MCRCB BULLETIN TK089

2019 Bennetts British Superbike Championship - Dickies Round 12

2019 HEL Performance British Motostar Championship

QUALIFYING - BEST SECTORS

SECTOR 1				SECTOR 2			SECTOR 3			SECTOR 4			IDEAL / BEST COMPARISON					
POS	NO	NAME	TIME	NO	NAME	TIME	NO	NAME	TIME	NO	NAME	TIME	POS	NO	NAME	IDEAL	BEST	DIFF
															PERFECT LAP	1:43.560		
1	45	SWANN	33.132	96	PAASCH	18.477	64	DURHAM	27.427	11	JONES	24.524	1	45	SWANN	1:44.247	1:44.722	0.475
2	96	PAASCH	33.367	45	SWANN	18.508	11	JONES	27.466	64	DURHAM	24.728	2	96	PAASCH	1:44.740	1:44.883	0.143
3	7	BEST	33.449	21	van de	18.656	14	NIXON	27.687	7	BEST	24.792	3	7	BEST	1:44.874	1:45.213	0.339
4	64	DURHAM	33.891	11	JONES	18.804	7	BEST	27.709	45	SWANN	24.814	4	11	JONES	1:44.911	1:44.911	0.000
5	11	JONES	34.117	70	WHATLEY	18.892	45	SWANN	27.793	96	PAASCH	24.838	5	64	DURHAM	1:44.947	1:45.246	0.299
6	25	BROUWER	34.127	64	DURHAM	18.901	96	PAASCH	28.058	25	BROUWER	25.034	6	25	BROUWERS	1:46.171	1:46.204	0.033
7	14	NIXON	34.258	25	BROUWER	18.922	25	BROUWER	28.088	21	van de	25.270	7	14	NIXON	1:46.267	1:46.267	0.000
8	70	WHATLEY	34.307	7	BEST	18.924	21	van de	28.297	14	NIXON	25.356	8	21	van de BUNT	1:46.619	1:46.705	0.086
9	21	van de	34.396	14	NIXON	18.966	5	JONES	28.360	70	WHATLEY	25.490	9	70	WHATLEY	1:47.867	1:48.403	0.536
10	16	CLARIDG	35.234	54	BURMAN	19.491	16	CLARIDG	29.175	5	JONES	25.876	10	5	JONES	1:50.239	1:50.343	0.104
11	19	OGDEN	35.306	66	THOMAS	19.865	70	WHATLEY	29.178	37	TINKER	25.989	11	72	HORSMAN	1:50.689	1:50.689	0.000
12	37	TINKER	35.320	19	OGDEN	19.912	72	HORSMAN	29.206	72	HORSMAN	26.036	12	19	OGDEN	1:50.915	1:50.945	0.030
13	66	THOMAS	35.333	5	JONES	19.961	66	THOMAS	29.395	54	BURMAN	26.160	13	37	TINKER	1:50.918	1:51.002	0.084
14	72	HORSMAN	35.385	57	HIATT	19.969	19	OGDEN	29.491	19	OGDEN	26.206	14	16	CLARIDGE	1:51.066	1:51.198	0.132
15	57	HIATT	35.992	37	TINKER	20.059	37	TINKER	29.550	16	CLARIDG	26.354	15	66	THOMAS	1:51.240	1:51.450	0.210
16	5	JONES	36.042	72	HORSMAN	20.062	17	BOURNE	29.784	57	HIATT	26.586	16	54	BURMAN	1:52.079	1:52.093	0.014
17	48	PINFOLD	36.160	48	PINFOLD	20.240	35	KNIGHT	29.940	17	BOURNE	26.643	17	57	HIATT	1:52.731	1:52.854	0.123
18	54	BURMAN	36.321	35	KNIGHT	20.246	54	BURMAN	30.107	66	THOMAS	26.647	18	17	BOURNE	1:53.122	1:53.720	0.598
19	17	BOURNE	36.374	16	CLARIDG	20.303	57	HIATT	30.184	48	PINFOLD	26.743	19	35	KNIGHT	1:53.473	1:53.473	0.000
20	35	KNIGHT	36.507	17	BOURNE	20.321	48	PINFOLD	30.422	35	KNIGHT	26.780	20	48	PINFOLD	1:53.565	1:53.719	0.154
21	56	WILSON	37.910	56	WILSON	20.865	56	WILSON	30.719	56	WILSON	27.102	21	56	WILSON	1:56.596	1:57.671	1.075
22				3	DESSOY	21.265	3	DESSOY	31.959	3	DESSOY	27.710	22	18	FIELDHOUSE		1:56.560	
23				18	FIELDHO	22.237	18	FIELDHO	34.667	99	COOK	29.840	23	99	COOK			
24				99	COOK	22.754	99	COOK	36.570				24	3	DESSOY			

Weather / Track : Cloudy / Damp

Results can be found at www.tsl-timing.com

Brands Hatch GP
Circuit Length = 2.4332 miles
Start: 09:00 Flag 09:25 End: 09:27

Printed - 09:30 Saturday, 19 October 2019

MCRCB BULLETIN TK090**2019 Bennetts British Superbike Championship - Dickies Round 12****2019 HEL Performance British Motostar Championship****QUALIFYING - BEST SPEEDS**

POS	INTERMEDIATE 1			INTERMEDIATE 2			INTERMEDIATE 3			FINISH LINE		
	NO	NAME	MPH	NO	NAME	MPH	NO	NAME	MPH	NO	NAME	MPH
1	11	JONES	100.9	21	van de BUNT	131.0	7	BEST	81.7	21	van de BUNT	124.7
2	70	WHATLEY	100.7	11	JONES	129.3	14	NIXON	81.4	45	SWANN	124.5
3	96	PAASCH	100.6	70	WHATLEY	129.0	11	JONES	81.2	11	JONES	124.5
4	45	SWANN	99.4	45	SWANN	128.3	64	DURHAM	79.7	70	WHATLEY	124.5
5	25	BROUWERS	97.2	96	PAASCH	128.0	25	BROUWERS	79.5	14	NIXON	123.8
6	7	BEST	97.1	14	NIXON	127.8	70	WHATLEY	78.7	96	PAASCH	123.3
7	64	DURHAM	96.9	64	DURHAM	127.0	96	PAASCH	78.3	54	BURMAN	123.1
8	14	NIXON	96.4	25	BROUWERS	126.6	66	THOMAS	77.9	64	DURHAM	122.9
9	21	van de BUNT	95.7	7	BEST	126.3	21	van de BUNT	77.0	25	BROUWERS	122.6
10	72	HORSMAN	93.7	5	JONES	124.5	19	OGDEN	76.6	7	BEST	121.7
11	57	HIATT	93.2	54	BURMAN	120.4	45	SWANN	76.2	5	JONES	121.3
12	5	JONES	92.5	16	CLARIDGE	119.6	35	KNIGHT	75.3	72	HORSMAN	116.5
13	16	CLARIDGE	91.9	72	HORSMAN	119.1	5	JONES	74.6	16	CLARIDGE	116.3
14	19	OGDEN	91.8	19	OGDEN	117.3	72	HORSMAN	74.2	48	PINFOLD	116.1
15	35	KNIGHT	90.9	57	HIATT	116.9	16	CLARIDGE	72.8	17	BOURNE	116.1
16	17	BOURNE	90.4	17	BOURNE	116.9	57	HIATT	72.1	3	DESSOY	116.1
17	66	THOMAS	90.1	48	PINFOLD	116.7	37	TINKER	72.0	37	TINKER	115.7
18	54	BURMAN	88.7	66	THOMAS	116.5	48	PINFOLD	71.9	19	OGDEN	115.3
19	37	TINKER	86.7	37	TINKER	116.1	54	BURMAN	71.1	57	HIATT	114.3
20	48	PINFOLD	86.7	35	KNIGHT	114.7	17	BOURNE	70.1	66	THOMAS	113.5
21	56	WILSON	80.4	56	WILSON	113.9	56	WILSON	67.9	56	WILSON	113.5
22	3	DESSOY	72.3	3	DESSOY	105.8	3	DESSOY	62.6	35	KNIGHT	112.2
23	18	FIELDHOUSE	69.1	18	FIELDHOUSE	95.4	18	FIELDHOUSE	58.7	99	COOK	110.7
24	99	COOK	64.4	99	COOK	77.4	99	COOK	54.6			

Weather / Track : Cloudy / Damp

Results can be found at www.tsl-timing.com

Brands Hatch GP

Circuit Length = 2.4332 miles

Start: 09:00 Flag 09:25 End: 09:27

Printed - 09:30 Saturday, 19 October 2019

MCRCB BULLETIN TK091

2019 Bennetts British Superbike Championship - Dickies Round 12

2019 HEL Performance British Motostar Championship

QUALIFYING - STATISTICS

Competitors Started 24
Planned Start 2019-10-19 @ 09:00:00.000
Actual Start 2019-10-19 @ 09:00:00.899
Finish Time 2019-10-19 @ 09:25:00.899
Track Length 2.4332mi.
Total Laps 235
Total Distance Covered 571.8230mi.

Session Fastest Lap History

NO	CL	NAME	LAP TIME	TIME OF DAY	LAP	VEHICLE
11		Dan JONES	1:47.808	09:03:43.754	2	KTM
11		Dan JONES	1:47.510	09:05:31.265	3	KTM
7		Edmund BEST	1:46.919	09:06:41.452	3	KTM
11		Dan JONES	1:46.094	09:07:17.359	4	KTM
7		Edmund BEST	1:46.060	09:14:04.127	7	KTM
45		Scott SWANN	1:45.726	09:16:16.767	7	IFS KTM
7		Edmund BEST	1:45.361	09:19:22.322	10	KTM
45		Scott SWANN	1:44.722	09:19:47.935	9	IFS KTM

Flag History

TYPE	TIME OF DAY
GREEN	09:00:00.899
FINISH	09:25:00.899

Flag Statistics

TYPE	COUNT	TOTAL LAPS	TOTAL TIME
Green	1	14	27:24.945
Red	0	0	0.000
Safety Car	0	0	0.000
FCY	0	0	0.000

MCRCB BULLETIN TK091

2019 Bennetts British Superbike Championship - Dickies Round 12

2019 HEL Performance British Motostar Championship

QUALIFYING - STATISTICS

CLASS :

12 Starters

Fastest Lap History

NO	NAME	LAP TIME	TIME OF DAY	LAP	VEHICLE
11	Dan JONES	1:47.808	09:03:43.754	2	KTM
11	Dan JONES	1:47.510	09:05:31.265	3	KTM
7	Edmund BEST	1:46.919	09:06:41.452	3	KTM
11	Dan JONES	1:46.094	09:07:17.359	4	KTM
7	Edmund BEST	1:46.060	09:14:04.127	7	KTM
45	Scott SWANN	1:45.726	09:16:16.767	7	IFS KTM
7	Edmund BEST	1:45.361	09:19:22.322	10	KTM
45	Scott SWANN	1:44.722	09:19:47.935	9	IFS KTM

Weather / Track : Cloudy / Damp

Results can be found at www.tsl-timing.com

Page 2 of 3

Brands Hatch GP
Circuit Length = 2.4332 miles
Start: 09:00 Flag 09:25 End: 09:27

Printed - 09:35 Saturday, 19 October 2019

MCRCB BULLETIN TK091

2019 Bennetts British Superbike Championship - Dickies Round 12

2019 HEL Performance British Motostar Championship

QUALIFYING - STATISTICS

CLASS : S

12 Starters

Fastest Lap History

NO	NAME	LAP TIME	TIME OF DAY	LAP	VEHICLE
57	Josh HIATT	1:58.775	09:04:07.768	2	Honda
57	Josh HIATT	1:57.998	09:06:05.765	3	Honda
66	Annabel THOMAS	1:57.906	09:07:10.853	3	Honda
17	Franco BOURNE	1:57.409	09:07:56.828	2	Honda
57	Josh HIATT	1:56.911	09:08:02.677	4	Honda
72	Cameron HORSMAN	1:54.574	09:08:46.564	2	Honda
72	Cameron HORSMAN	1:54.148	09:10:40.712	3	Honda
66	Annabel THOMAS	1:53.864	09:12:56.539	6	Honda
66	Annabel THOMAS	1:53.315	09:14:49.853	7	Honda
37	Corey TINKER	1:52.442	09:18:28.551	7	Honda
66	Annabel THOMAS	1:51.999	09:20:28.615	10	Honda
66	Annabel THOMAS	1:51.450	09:22:20.064	11	Honda
19	Scott OGDEN	1:51.212	09:24:34.180	6	Honda
37	Corey TINKER	1:51.002	09:25:57.857	11	Honda
19	Scott OGDEN	1:50.945	09:26:25.125	7	Honda
72	Cameron HORSMAN	1:50.689	09:26:46.404	10	Honda

Weather / Track : Cloudy / Damp

Results can be found at www.tsl-timing.com

Page 3 of 3

Brands Hatch GP
Circuit Length = 2.4332 miles
Start: 09:00 Flag 09:25 End: 09:27

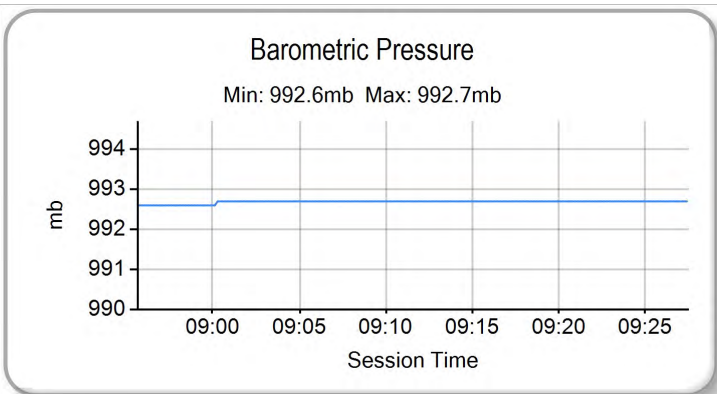
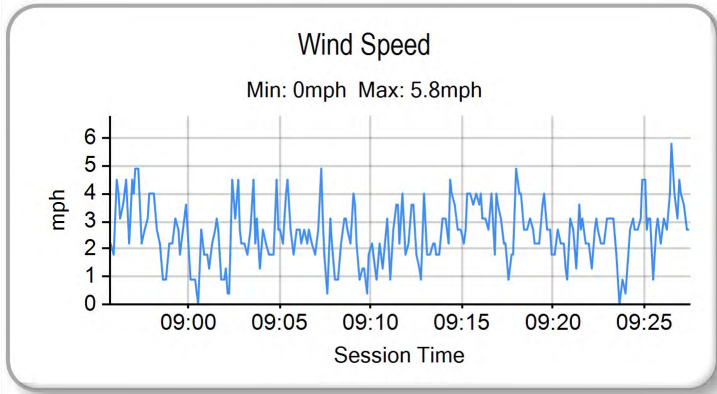
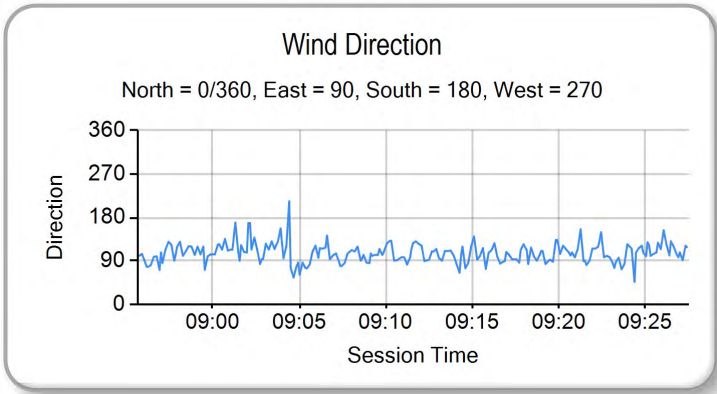
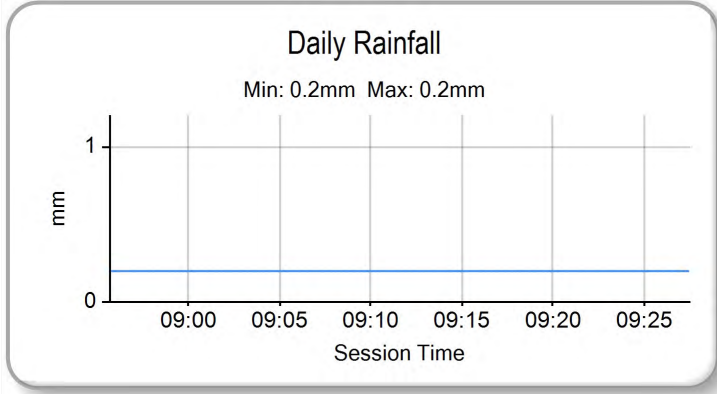
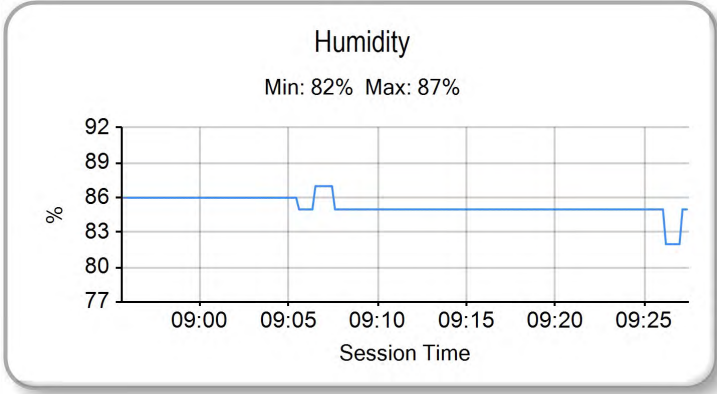
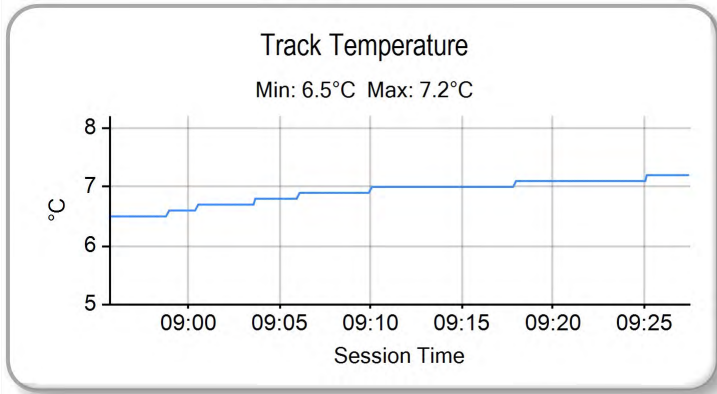
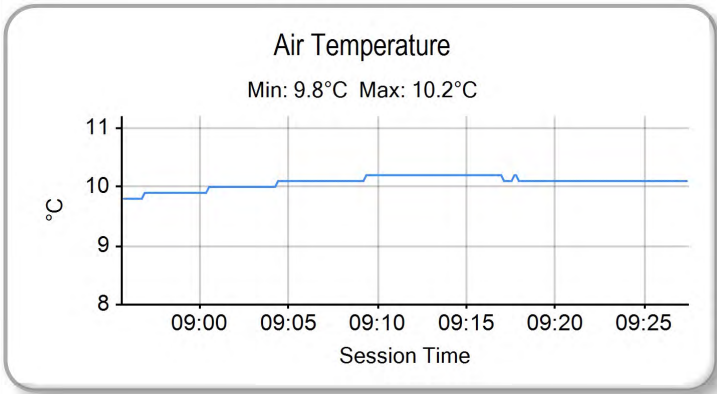
Printed - 09:35 Saturday, 19 October 2019

MCRCB BULLETIN TK092

2019 Bennetts British Superbike Championship - Dickies Round 12

2019 HEL Performance British Motostar Championship

QUALIFYING - WEATHER CONDITIONS



Weather / Track : Cloudy / Damp

Results can be found at www.tsl-timing.com

Brands Hatch GP
Circuit Length = 2.4332 miles
Start: 09:00 Flag 09:25 End: 09:27

Printed - 09:31 Saturday, 19 October 2019



ROW 8	23	3	Harrison DESOY	1:57.671	22	56	Bradley WILSON					
ROW 7	21	18	Jodie FIELDHOUSE	1:56.560	20	17	Franco BOURNE	1:53.720	19	48	Sharni PINFOLD	1:53.719
ROW 6	18	35	Jeremy KNIGHT	1:53.473	17	57	Josh HIATT	1:52.854	16	54	Sam BURMAN	1:52.093
ROW 5	15	66	Annabel THOMAS	1:51.450	14	16	Harvey CLARIDGE	1:51.198	13	37	Corey TINKER	1:51.002
ROW 4	12	19	Scott OGDEN	1:50.945	11	72	Cameron HORSMAN	1:50.689	10	5	Osian JONES	1:50.343
ROW 3	9	70	Joshua WHATLEY	1:48.403	8	21	Jerry van de BUNT	1:46.705	7	14	Jack NIXON	1:46.267
ROW 2	6	25	Mike BROUWERS	1:46.204	5	64	Asher DURHAM	1:45.246	4	7	Edmund BEST	1:45.213
ROW 1	3	11	Dan JONES	1:44.911	2	96	Brandon PAASCH	1:44.883	1	45	Scott SWANN	1:44.722
												Pole

Brands Hatch GP
Circuit Length = 2.4332 miles

These results are provisional until the conclusion of any judicial and technical matters.

Race Director :	Stewards :	Timekeeper :
-----------------	------------	--------------

Results can be found at www.britishsuperbike.com

Printed - 09:29 Saturday, 19 October 2019





POS	NO	CL	PIC NAME	NAT	ENTRY	LAPS	TIME	GAP	DIFF	MPH	BEST	ON
1	96		1 Brandon PAASCH	USA	KTM - FPW Racing	10	15:59.467			91.29	1:34.445	10
2	70		2 Joshua WHATLEY	GBR	KTM - KRP	10	16:01.224	1.757	1.757	91.13	1:34.738	7
3	64		3 Asher DURHAM	GBR	Mahindra - Microlise Cresswell Racing	10	16:01.689	2.222	0.465	91.08	1:34.767	6
4	11		4 Dan JONES	GBR	KTM - City Lifting/RS Racing	10	16:02.040	2.573	0.351	91.05	1:34.924	10
5	21		5 Jerry van de BUNT	NED	KTM - Raha61/LJ-Racing	10	16:07.627	8.160	5.587	90.52	1:35.367	8
6	7		6 Edmund BEST	GBR	KTM - SymCirrus Motorsport	10	16:07.682	8.215	0.055	90.52	1:35.284	9
7	14		7 Jack NIXON	GBR	KTM - Santander Salt	10	16:08.052	8.585	0.370	90.48	1:35.452	10
8	25		8 Mike BROUWERS	NED	Mahindra - Microlise Cresswell Racing	10	16:23.834	24.367	15.782	89.03	1:37.251	7
9	45		9 Scott SWANN	GBR	IFS KTM - IFS Team Swann Racing	10	16:23.872	24.405	0.038	89.03	1:37.227	10
10	5		10 Osian JONES	GBR	KTM - SymCirrus Motorsport	10	16:41.231	41.764	17.359	87.49	1:39.004	8
11	72	S	1 Cameron HORSMAN	GBR	Honda - Nova Racing/SP 125	10	16:44.511	45.044	3.280	87.20	1:38.690	10
12	19	S	2 Scott OGDEN	GBR	Honda - Premium Motorhomes Scott Ogden Racing	10	16:44.880	45.413	0.369	87.17	1:39.003	10
13	16	S	3 Harvey CLARIDGE	GBR	Honda - Nova Racing/SP 125	10	16:46.077	46.610	1.197	87.06	1:39.428	5
14	54		11 Sam BURMAN	GBR	KTM - TeamWNT Burman Racing	10	16:59.349	59.882	13.272	85.93	1:40.417	7
15	37	S	4 Corey TINKER	GBR	Honda - Microlise Cresswell Racing	10	17:00.072	1:00.605	0.723	85.87	1:41.001	3
16	17	S	5 Franco BOURNE	GBR	Honda - Franco Bourne / SP125	10	17:00.155	1:00.688	0.083	85.86	1:40.368	7
17	57	S	6 Josh HIATT	GBR	Honda - Sorrymate.com	10	17:05.974	1:06.507	5.819	85.38	1:41.288	7
18	48		12 Sharni PINFOLD	AUS	KTM - City Lifting/RS Racing	10	17:16.662	1:17.195	10.688	84.50	1:41.683	10
19	66	S	7 Annabel THOMAS	GBR	Honda - Four Anjels Racing	10	17:17.872	1:18.405	1.210	84.40	1:41.928	8
20	18	S	8 Jodie FIELDHOUSE	GBR	Honda - Go Pink Racing	10	17:18.459	1:18.992	0.587	84.35	1:41.874	8
21	35	S	9 Jeremy KNIGHT	GBR	Honda - Jeremy Knight Racing / SP125	10	17:22.464	1:22.997	4.005	84.03	1:42.859	6
22	3	S	10 Harrison DESSOY	GBR	Honda - Microlise Cresswell Racing	10	17:43.236	1:43.769	20.772	82.38	1:44.119	9
23	56	S	11 Bradley WILSON	GBR	Honda - B.Wilson Racing	9	16:18.658	1 Lap	1 Lap	80.55	1:46.882	9

FASTEST LAP

96			Brandon PAASCH	USA	KTM - FPW Racing	10	1:34.445			92.75 mph	149.26 kph
72	S		Cameron HORSMAN	GBR	Honda - Nova Racing/SP 125	10	1:38.690			88.76 mph	142.84 kph

Weather / Track : Cloudy / Dry

These results are provisional until the conclusion of any judicial and technical matters.

Brands Hatch GP

Circuit Length = 2.4332 miles

Start: 14:39 Flag 14:55 End: 14:58

Race Director :	Stewards :	Timekeeper :
-----------------	------------	--------------

Results can be found at www.britishsuperbike.com

Printed - 15:00 Saturday, 19 October 2019

MCRCB BULLETIN TK154**2019 Bennetts British Superbike Championship - Dickies Round 12****2019 HEL Performance British Motostar Championship****RACE 2 - POSITION CHART**

No	Name	Lap												
		Pos	1	2	3	4	5	6	7	8	9	10		
45	SWANN	1	96	96	96	96	96	96	96	96	96	96	96	96
96	PAASCH	2	70	70	70	70	70	70	70	70	70	70	70	70
11	JONES	3	11	11	11	11	11	11	11	64	64	64	64	64
7	BEST	4	64	64	64	64	64	64	11	11	11	11	11	11
64	DURHAM	5	7	21	21	7	21	21	21	21	21	21	21	21
25	BROUWERS	6	21	7	7	21	7	7	7	7	7	7	7	7
14	NIXON	7	14	14	14	14	14	14	14	14	14	14	14	14
21	van de BUNT	8	45	45	45	25	25	45	45	25	25	25	25	25
70	WHATLEY	9	25	25	25	45	45	25	25	45	45	45	45	45
5	JONES	10	5	5	5	5	5	5	5	5	5	5	5	5
72	HORSMAN	11	72	72	16	16	16	16	16	72	72	72	72	72
19	OGDEN	12	16	16	72	72	72	72	72	19	19	19	19	19
37	TINKER	13	19	19	19	19	19	19	19	16	16	16	16	16
16	CLARIDGE	14	37	37	37	37	37	37	37	54	54	54	54	54
66	THOMAS	15	54	54	54	54	54	54	54	37	37	37	37	37
54	BURMAN	16	57	57	57	57	57	17	17	17	17	17	17	17
57	HIATT	17	17	17	17	17	17	57	57	57	57	57	57	57
35	KNIGHT	18	35	48	48	48	48	48	48	48	48	48	48	48
48	PINFOLD	19	48	35	35	66	66	66	66	66	66	66	66	66
17	BOURNE	20	18	66	66	35	35	35	18	18	18	18	18	18
18	FIELDHOUSE	21	66	18	18	18	18	18	35	35	35	35	35	35
56	WILSON	22	3	3	3	3	3	3	3	3	3	3	3	3
3	DESSOY	23	56	56	56	56	56	56	56	56	56	56	56	56

Weather / Track : Cloudy / Dry

Results can be found at www.tsl-timing.com

Brands Hatch GP
Circuit Length = 2.4332 miles
Start: 14:39 Flag 14:55 End: 14:58

Printed - 15:02 Saturday, 19 October 2019

MCRCB BULLETIN TK155

2019 Bennetts British Superbike Championship - Dickies Round 12

2019 HEL Performance British Motostar Championship

RACE 2 - SECTOR ANALYSIS



SECTOR 1 = FL to I1, SECTOR 2 = I1 to I2 SECTOR 3 = I2 to I3, SECTOR 4 = I3 to FL, DIFF = Difference To Personal Best Lap, P = Crossed Finish Line in Pit Lane, D = Time Disallowed

P17 57 S Josh HIATT		Honda - Sorrymate.com									
IDEAL LAP TIME : 1:40.867		BEST LAP TIME : 1:41.288				DIFFERENCE : 0.421					
LAP	SECTOR 1	SECTOR 2		SECTOR 3		SECTOR 4		LAP TIME	MPH	DIFF	TIME OF DAY
1 -		97.5	18.523	121.1	27.655	84.2	24.454	117.3	1:49.535	79.97	8.247 14:41:44.430
2 -	32.098	97.1	18.561	119.1	27.287	85.8	24.224	116.7	1:42.170	85.73	0.882 14:43:26.600
3 -	32.169	96.6	18.304	120.4	27.102	85.8	24.102	117.9	1:41.677	86.15	0.389 14:45:08.277
4 -	32.111	96.4	18.304	118.7	26.879	86.9	24.164	116.5	1:41.458 (2)	86.33	0.170 14:46:49.735
5 -	31.964	97.3	18.424	118.9	26.955	86.4	24.125	116.5	1:41.468 (3)	86.33	0.180 14:48:31.203
6 -	31.907	97.1	18.346	118.1	27.098	85.8	24.191	115.7	1:41.542	86.26	0.254 14:50:12.745
7 -	32.199	96.9	18.063	120.6	27.008	87.3	24.018	116.1	1:41.288 (1)	86.48	14:51:54.033
8 -	32.026	95.7	18.429	117.9	27.169	88.7	24.278	115.7	1:41.902	85.96	0.614 14:53:35.935
9 -	32.393	95.1	18.361	118.3	27.424	86.7	24.320	115.3	1:42.498	85.46	1.210 14:55:18.433
10 -	32.573	95.4	18.341	118.1	27.268	87.1	24.254	115.9	1:42.436	85.51	1.148 14:57:00.869

P18 48 Sharni PINFOLD		KTM - City Lifting/RS Racing									
IDEAL LAP TIME : 1:41.658		BEST LAP TIME : 1:41.683				DIFFERENCE : 0.025					
LAP	SECTOR 1	SECTOR 2		SECTOR 3		SECTOR 4		LAP TIME	MPH	DIFF	TIME OF DAY
1 -		93.4	18.885	121.3	28.323	80.7	24.793	118.5	1:51.955	78.24	10.272 14:41:46.850
2 -	32.906	94.2	18.613	120.0	27.759	80.9	24.664	118.1	1:43.942	84.27	2.259 14:43:30.792
3 -	32.945	94.5	18.722	120.4	27.643	81.6	24.574	117.9	1:43.884	84.32	2.201 14:45:14.676
4 -	32.443	94.7	18.676	118.9	27.385	81.3	24.492	117.7	1:42.996	85.05	1.313 14:46:57.672
5 -	32.699	95.0	18.537	119.1	27.340	83.3	24.406	117.9	1:42.982	85.06	1.299 14:48:40.654
6 -	32.448	95.5	18.541	119.1	27.261	84.2	24.377	118.7	1:42.627	85.35	0.944 14:50:23.281
7 -	32.429	95.5	18.406	119.4	27.056	84.2	24.315	117.5	1:42.206 (3)	85.70	0.523 14:52:05.487
8 -	32.300	94.9	18.438	118.9	27.218	82.4	24.345	118.1	1:42.301	85.62	0.618 14:53:47.788
9 -	32.176	95.8	18.496	119.4	27.170	81.2	24.244	117.9	1:42.086 (2)	85.80	0.403 14:55:29.874
10 -	32.201	96.5	18.350	119.6	26.981	83.8	24.151	118.1	1:41.683 (1)	86.14	14:57:11.557

P19 66 S Annabel THOMAS		Honda - Four Anjels Racing									
IDEAL LAP TIME : 1:41.837		BEST LAP TIME : 1:41.928				DIFFERENCE : 0.091					
LAP	SECTOR 1	SECTOR 2		SECTOR 3		SECTOR 4		LAP TIME	MPH	DIFF	TIME OF DAY
1 -		92.8	19.002	119.4	28.558	74.8	25.192	119.4	1:52.615	77.78	10.687 14:41:47.510
2 -	33.034	93.4	18.799	118.3	27.313	80.6	24.934	118.3	1:44.080	84.16	2.152 14:43:31.590
3 -	32.601	91.5	18.839	118.3	27.573	79.5	24.676	118.9	1:43.689	84.48	1.761 14:45:15.279
4 -	32.329	94.9	18.755	117.9	27.118	80.3	24.811	117.3	1:43.013	85.03	1.085 14:46:58.292
5 -	32.478	94.9	18.624	118.1	27.207	83.0	24.572	117.9	1:42.881	85.14	0.953 14:48:41.173
6 -	32.162	94.3	18.698	117.9	27.131	81.3	24.563	118.9	1:42.554	85.41	0.626 14:50:23.727
7 -	32.213	93.4	18.632	117.9	27.039	83.0	24.555	117.1	1:42.439 (3)	85.51	0.511 14:52:06.166
8 -	31.927	94.7	18.615	117.1	26.952	84.2	24.434	118.5	1:41.928 (1)	85.94	14:53:48.094
9 -	32.163	95.4	18.538	118.3	27.086	81.0	24.736	115.5	1:42.523	85.44	0.595 14:55:30.617
10 -	32.005	95.8	18.524	118.5	26.996	82.5	24.625	115.9	1:42.150 (2)	85.75	0.222 14:57:12.767

P20 18 S Jodie FIELDHOUSE		Honda - Go Pink Racing									
IDEAL LAP TIME : 1:41.784		BEST LAP TIME : 1:41.874				DIFFERENCE : 0.090					
LAP	SECTOR 1	SECTOR 2		SECTOR 3		SECTOR 4		LAP TIME	MPH	DIFF	TIME OF DAY
1 -		92.6	18.884	121.1	28.638	73.8	25.303	117.7	1:52.467	77.88	10.593 14:41:47.362
2 -	33.442	94.2	18.640	118.5	27.962	75.5	24.763	119.1	1:44.807	83.58	2.933 14:43:32.169
3 -	32.947	95.7	18.591	121.3	27.742	77.7	24.473	119.1	1:43.753	84.42	1.879 14:45:15.922
4 -	33.110	95.4	18.644	120.0	27.329	78.4	24.385	119.1	1:43.468	84.66	1.594 14:46:59.390
5 -	32.456	97.6	18.421	121.7	27.445	78.5	24.802	118.5	1:43.124	84.94	1.250 14:48:42.514
6 -	32.492	96.0	18.647	120.9	27.165	80.7	24.205	120.2	1:42.509	85.45	0.635 14:50:25.023
7 -	32.323	94.1	18.558	117.7	27.204	79.9	24.344	117.9	1:42.429	85.52	0.555 14:52:07.452
8 -	32.234	96.0	18.431	118.9	27.056	82.7	24.153	118.9	1:41.874 (1)	85.98	14:53:49.326
9 -	32.197	95.3	18.462	119.8	27.147	81.2	24.249	118.5	1:42.055 (3)	85.83	0.181 14:55:31.381
10 -	32.295	96.1	18.405	119.6	27.029	80.9	24.244	119.1	1:41.973 (2)	85.90	0.099 14:57:13.354

Weather / Track : Cloudy / Dry

Brands Hatch GP
Circuit Length = 2.4332 miles
Start: 14:39 Flag 14:55 End: 14:58

2019 Bennetts British Superbike Championship - Dickies Round 12

2019 HEL Performance British Motostar Championship

RACE 2 - SECTOR ANALYSIS



SECTOR 1 = FL to I1, SECTOR 2 = I1 to I2 SECTOR 3 = I2 to I3, SECTOR 4 = I3 to FL, DIFF = Difference To Personal Best Lap, P = Crossed Finish Line in Pit Lane, D = Time Disallowed

P21		35 S		Jeremy KNIGHT				Honda - Jeremy Knight Racing / SP125					
IDEAL LAP TIME : 1:42.590		BEST LAP TIME : 1:42.859				DIFFERENCE : 0.269							
LAP	SECTOR 1	SECTOR 2	SECTOR 3	SECTOR 4	LAP TIME	MPH	DIFF	TIME OF DAY					
1 -		92.9	19.080	118.3	28.075	80.8	25.071	113.9	1:51.584	78.50	8.725	14:41:46.479	
2 -	33.055	92.8	19.053	117.9	27.791	81.7	24.867	115.3	1:44.766	83.61	1.907	14:43:31.245	
3 -	32.764	94.1	19.023	117.9	27.445	83.3	24.692	115.9	1:43.924	84.29	1.065	14:45:15.169	
4 -	32.661	95.1	18.913	118.1	27.307	82.5	24.593	115.9	1:43.474	84.65	0.615	14:46:58.643	
5 -	32.327	95.4	18.944	117.5	27.222	82.7	24.498	116.1	1:42.991	(3)	85.05	0.132	14:48:41.634
6 -	32.357	95.1	18.902	116.5	27.134	83.6	24.466	116.3	1:42.859	(1)	85.16		14:50:24.493
7 -	32.529	93.8	18.939	114.7	27.271	80.2	24.620	116.1	1:43.359	84.75	0.500	14:52:07.852	
8 -	32.406	94.2	18.922	115.1	27.049	86.7	24.511	115.3	1:42.888	(2)	85.13	0.029	14:53:50.740
9 -	32.470	93.9	18.840	115.9	27.188	84.8	24.702	114.1	1:43.200	84.88	0.341	14:55:33.940	
10 -	32.605	93.5	19.153	114.7	26.957	84.7	24.704	114.7	1:43.419	84.70	0.560	14:57:17.359	

P22		3 S		Harrison DESOY				Honda - Microlise Cresswell Racing					
IDEAL LAP TIME : 1:43.941		BEST LAP TIME : 1:44.119				DIFFERENCE : 0.178							
LAP	SECTOR 1	SECTOR 2	SECTOR 3	SECTOR 4	LAP TIME	MPH	DIFF	TIME OF DAY					
1 -		83.5	18.972	117.9	28.831	74.7	25.507	118.1	1:53.697	77.04	9.578	14:41:48.592	
2 -	33.238	89.8	19.012	121.7	28.426	76.2	25.319	117.3	1:45.995	82.64	1.876	14:43:34.587	
3 -	33.757	92.4	19.028	117.5	29.286	70.7	25.437	118.5	1:47.508	81.48	3.389	14:45:22.095	
4 -	33.425	88.4	18.976	120.0	28.748	74.3	25.495	117.9	1:46.644	82.14	2.525	14:47:08.739	
5 -	33.220	93.5	18.975	119.8	28.337	74.8	25.293	118.1	1:45.825	82.77	1.706	14:48:54.564	
6 -	32.918	93.0	18.838	119.4	28.339	74.3	25.234	118.7	1:45.329	83.16	1.210	14:50:39.893	
7 -	32.784	92.3	18.798	119.6	28.040	74.7	25.181	117.9	1:44.803	(3)	83.58	0.684	14:52:24.696
8 -	32.973	91.3	18.922	117.1	27.975	76.2	25.021	118.7	1:44.891	83.51	0.772	14:54:09.587	
9 -	32.727	93.3	18.693	118.9	27.847	76.9	24.852	117.9	1:44.119	(1)	84.13		14:55:53.706
10 -	32.683	88.3	18.807	120.6	27.713	77.7	25.222	118.1	1:44.425	(2)	83.88	0.306	14:57:38.131

P23		56 S		Bradley WILSON				Honda - B.Wilson Racing					
IDEAL LAP TIME : 1:46.578		BEST LAP TIME : 1:46.882				DIFFERENCE : 0.304							
LAP	SECTOR 1	SECTOR 2	SECTOR 3	SECTOR 4	LAP TIME	MPH	DIFF	TIME OF DAY					
1 -		89.8	19.593	118.1	29.059	75.4	25.764	115.3	1:56.908	74.92	10.026	14:41:51.803	
2 -	34.978	87.3	19.546	116.3	28.872	72.2	25.610	115.7	1:49.006	80.36	2.124	14:43:40.809	
3 -	34.454	87.2	19.388	117.5	29.145	72.2	25.376	116.9	1:48.363	80.83	1.481	14:45:29.172	
4 -	34.615	89.2	19.329	117.9	28.537	73.9	25.631	115.5	1:48.112	81.02	1.230	14:47:17.284	
5 -	34.197	91.1	19.197	116.9	28.450	76.1	25.144	116.1	1:46.988	(2)	81.87	0.106	14:49:04.272
6 -	34.368	92.1	19.116	116.7	28.460	76.9	25.202	116.7	1:47.146	81.75	0.264	14:50:51.418	
7 -	34.334	90.6	19.239	116.7	28.260	74.6	25.231	115.5	1:47.064	(3)	81.81	0.182	14:52:38.482
8 -	34.080	92.5	19.284	114.5	29.570	77.6	25.255	116.1	1:48.189	80.96	1.307	14:54:26.671	
9 -	34.098	90.4	19.402	117.7	28.256	76.7	25.126	116.1	1:46.882	(1)	81.95		14:56:13.553

MCRCB BULLETIN TK156

2019 Bennetts British Superbike Championship - Dickies Round 12

2019 HEL Performance British Motostar Championship

RACE 2 - BEST SECTORS

SECTOR 1			SECTOR 2			SECTOR 3			SECTOR 4			IDEAL / BEST COMPARISON						
POS	NO	NAME	TIME	NO	NAME	TIME	NO	NAME	TIME	NO	NAME	TIME	POS	NO	NAME	IDEAL	BEST	DIFF
																PERFECT LAP 1:34.103		
1	96	PAASCH	29.687	11	JONES	16.957	64	DURHAM	25.018	70	WHATLEY	22.441	1	96	PAASCH	1:34.389	1:34.445	0.056
2	64	DURHAM	29.942	21	van de	17.019	96	PAASCH	25.095	64	DURHAM	22.466	2	64	DURHAM	1:34.611	1:34.767	0.156
3	70	WHATLEY	29.946	96	PAASCH	17.053	14	NIXON	25.134	21	van de	22.525	3	70	WHATLEY	1:34.727	1:34.738	0.011
4	7	BEST	29.996	70	WHATLEY	17.090	11	JONES	25.211	96	PAASCH	22.554	4	11	JONES	1:34.751	1:34.924	0.173
5	11	JONES	30.008	14	NIXON	17.183	7	BEST	25.217	11	JONES	22.575	5	21	van de BUNT	1:35.114	1:35.367	0.253
6	21	van de	30.222	64	DURHAM	17.185	70	WHATLEY	25.250	14	NIXON	22.651	6	7	BEST	1:35.202	1:35.284	0.082
7	14	NIXON	30.242	7	BEST	17.297	21	van de	25.348	7	BEST	22.692	7	14	NIXON	1:35.210	1:35.452	0.242
8	45	SWANN	30.493	45	SWANN	17.454	25	BROUWER	25.656	45	SWANN	23.119	8	45	SWANN	1:36.726	1:37.227	0.501
9	25	BROUWER	30.593	25	BROUWER	17.510	45	SWANN	25.660	25	BROUWER	23.171	9	25	BROUWERS	1:36.930	1:37.251	0.321
10	72	HORSMAN	30.975	54	BURMAN	17.816	72	HORSMAN	26.045	5	JONES	23.418	10	5	JONES	1:38.650	1:39.004	0.354
11	16	CLARIDG	31.076	5	JONES	17.838	5	JONES	26.081	16	CLARIDG	23.570	11	72	HORSMAN	1:38.686	1:38.690	0.004
12	19	OGDEN	31.097	19	OGDEN	17.978	19	OGDEN	26.100	72	HORSMAN	23.635	12	19	OGDEN	1:38.840	1:39.003	0.163
13	5	JONES	31.313	16	CLARIDG	17.979	17	BOURNE	26.211	54	BURMAN	23.645	13	16	CLARIDGE	1:38.873	1:39.428	0.555
14	37	TINKER	31.516	72	HORSMAN	18.031	16	CLARIDG	26.248	19	OGDEN	23.665	14	54	BURMAN	1:39.940	1:40.417	0.477
15	17	BOURNE	31.559	57	HIATT	18.063	54	BURMAN	26.758	17	BOURNE	23.898	15	17	BOURNE	1:39.993	1:40.368	0.375
16	54	BURMAN	31.721	37	TINKER	18.229	57	HIATT	26.879	37	TINKER	23.903	16	37	TINKER	1:40.562	1:41.001	0.439
17	57	HIATT	31.907	17	BOURNE	18.325	37	TINKER	26.914	57	HIATT	24.018	17	57	HIATT	1:40.867	1:41.288	0.421
18	66	THOMAS	31.927	48	PINFOLD	18.350	66	THOMAS	26.952	48	PINFOLD	24.151	18	48	PINFOLD	1:41.658	1:41.683	0.025
19	48	PINFOLD	32.176	18	FIELDHO	18.405	35	KNIGHT	26.957	18	FIELDHO	24.153	19	18	FIELDHOUSE	1:41.784	1:41.874	0.090
20	18	FIELDHO	32.197	66	THOMAS	18.524	48	PINFOLD	26.981	66	THOMAS	24.434	20	66	THOMAS	1:41.837	1:41.928	0.091
21	35	KNIGHT	32.327	3	DESSOY	18.693	18	FIELDHO	27.029	35	KNIGHT	24.466	21	35	KNIGHT	1:42.590	1:42.859	0.269
22	3	DESSOY	32.683	35	KNIGHT	18.840	3	DESSOY	27.713	3	DESSOY	24.852	22	3	DESSOY	1:43.941	1:44.119	0.178
23	56	WILSON	34.080	56	WILSON	19.116	56	WILSON	28.256	56	WILSON	25.126	23	56	WILSON	1:46.578	1:46.882	0.304

Weather / Track : Cloudy / Dry

Brands Hatch GP
 Circuit Length = 2.4332 miles
 Start: 14:39 Flag 14:55 End: 14:58

Results can be found at www.tsl-timing.com

Printed - 15:03 Saturday, 19 October 2019

MCRCB BULLETIN TK157**2019 Bennetts British Superbike Championship - Dickies Round 12****2019 HEL Performance British Motostar Championship****RACE 2 - BEST SPEEDS**

POS	INTERMEDIATE 1			INTERMEDIATE 2			INTERMEDIATE 3			FINISH LINE		
	NO	NAME	MPH	NO	NAME	MPH	NO	NAME	MPH	NO	NAME	MPH
1	70	WHATLEY	107.2	11	JONES	133.9	96	PAASCH	93.7	70	WHATLEY	131.5
2	11	JONES	107.0	70	WHATLEY	133.6	21	van de BUNT	92.9	64	DURHAM	130.5
3	21	van de BUNT	106.6	21	van de BUNT	133.1	70	WHATLEY	92.3	21	van de BUNT	129.8
4	96	PAASCH	105.6	64	DURHAM	132.3	14	NIXON	92.0	11	JONES	129.5
5	14	NIXON	105.3	14	NIXON	132.3	7	BEST	91.5	14	NIXON	129.3
6	64	DURHAM	104.8	96	PAASCH	132.1	11	JONES	90.6	25	BROUWERS	127.8
7	7	BEST	104.2	45	SWANN	130.0	16	CLARIDGE	89.8	96	PAASCH	127.5
8	25	BROUWERS	104.2	7	BEST	129.8	72	HORSMAN	89.7	45	SWANN	127.0
9	45	SWANN	103.5	25	BROUWERS	129.5	25	BROUWERS	88.7	54	BURMAN	127.0
10	5	JONES	102.1	54	BURMAN	128.8	57	HIATT	88.7	7	BEST	126.3
11	54	BURMAN	101.5	5	JONES	128.3	19	OGDEN	88.6	5	JONES	125.6
12	16	CLARIDGE	100.4	16	CLARIDGE	124.5	17	BOURNE	88.3	72	HORSMAN	122.0
13	19	OGDEN	99.8	72	HORSMAN	123.8	45	SWANN	87.8	19	OGDEN	122.0
14	72	HORSMAN	99.4	19	OGDEN	123.5	64	DURHAM	87.4	17	BOURNE	121.1
15	37	TINKER	98.6	17	BOURNE	122.4	35	KNIGHT	86.7	16	CLARIDGE	120.6
16	17	BOURNE	97.9	37	TINKER	122.0	37	TINKER	85.4	37	TINKER	120.2
17	18	FIELDHOUSE	97.6	18	FIELDHOUSE	121.7	54	BURMAN	84.7	18	FIELDHOUSE	120.2
18	57	HIATT	97.5	3	DESSOY	121.7	48	PINFOLD	84.2	66	THOMAS	119.4
19	48	PINFOLD	96.5	48	PINFOLD	121.3	66	THOMAS	84.2	48	PINFOLD	118.7
20	66	THOMAS	95.8	57	HIATT	121.1	5	JONES	83.3	3	DESSOY	118.7
21	35	KNIGHT	95.4	66	THOMAS	119.4	18	FIELDHOUSE	82.7	57	HIATT	117.9
22	3	DESSOY	93.5	35	KNIGHT	118.3	3	DESSOY	77.7	56	WILSON	116.9
23	56	WILSON	92.5	56	WILSON	118.1	56	WILSON	77.6	35	KNIGHT	116.3

Weather / Track : Cloudy / Dry

Results can be found at www.tsl-timing.com

Brands Hatch GP

Circuit Length = 2.4332 miles

Start: 14:39 Flag 14:55 End: 14:58

Printed - 15:03 Saturday, 19 October 2019

MCRCB BULLETIN TK158

2019 Bennetts British Superbike Championship - Dickies Round 12

2019 HEL Performance British Motostar Championship

RACE 2 - STATISTICS

Competitors Started 23
Planned Start 2019-10-19 @ 14:40:00.000
Actual Start 2019-10-19 @ 14:39:54.894
Finish Time 2019-10-19 @ 14:55:54.361
Track Length 2.4332mi.
Total Laps 229
Total Distance Covered 557.2233mi.

Session Fastest Lap History

NO	CL	NAME	LAP TIME	TIME OF DAY	LAP	VEHICLE
96		Brandon PAASCH	1:36.890	14:43:13.000	2	KTM
70		Joshua WHATLEY	1:36.798	14:43:13.730	2	KTM
11		Dan JONES	1:36.540	14:43:13.924	2	KTM
96		Brandon PAASCH	1:35.987	14:44:48.986	3	KTM
70		Joshua WHATLEY	1:35.925	14:44:49.655	3	KTM
96		Brandon PAASCH	1:35.698	14:46:24.684	4	KTM
64		Asher DURHAM	1:35.644	14:46:26.218	4	Mahindra
96		Brandon PAASCH	1:35.540	14:48:00.224	5	KTM
70		Joshua WHATLEY	1:35.206	14:48:00.625	5	KTM
64		Asher DURHAM	1:35.152	14:48:01.370	5	Mahindra
70		Joshua WHATLEY	1:35.102	14:49:35.727	6	KTM
11		Dan JONES	1:35.022	14:49:36.050	6	KTM
64		Asher DURHAM	1:34.767	14:49:36.115	6	Mahindra
70		Joshua WHATLEY	1:34.738	14:51:10.447	7	KTM
96		Brandon PAASCH	1:34.641	14:54:19.939	9	KTM
96		Brandon PAASCH	1:34.445	14:55:54.384	10	KTM

Session Leader History

NO	CL	NAME	FROM LAP	LAPS LED	DISTANCE	VEHICLE
96		Brandon PAASCH	1	10	24.33 miles	KTM

Flag History

TYPE	TIME OF DAY
GREEN	14:39:54.894
FINISH	14:55:54.361

Flag Statistics

TYPE	COUNT	TOTAL LAPS	TOTAL TIME
Green	1	10	18:54.248
Red	0	0	0.000
Safety Car	0	0	0.000
FCY	0	0	0.000

Weather / Track : Cloudy / Dry

MCRCB BULLETIN TK158

2019 Bennetts British Superbike Championship - Dickies Round 12

2019 HEL Performance British Motostar Championship

RACE 2 - STATISTICS

CLASS :

12 Starters

Fastest Lap History

NO	NAME	LAP TIME	TIME OF DAY	LAP	VEHICLE
96	Brandon PAASCH	1:36.890	14:43:13.000	2	KTM
70	Joshua WHATLEY	1:36.798	14:43:13.730	2	KTM
11	Dan JONES	1:36.540	14:43:13.924	2	KTM
96	Brandon PAASCH	1:35.987	14:44:48.986	3	KTM
70	Joshua WHATLEY	1:35.925	14:44:49.655	3	KTM
96	Brandon PAASCH	1:35.698	14:46:24.684	4	KTM
64	Asher DURHAM	1:35.644	14:46:26.218	4	Mahindra
96	Brandon PAASCH	1:35.540	14:48:00.224	5	KTM
70	Joshua WHATLEY	1:35.206	14:48:00.625	5	KTM
64	Asher DURHAM	1:35.152	14:48:01.370	5	Mahindra
70	Joshua WHATLEY	1:35.102	14:49:35.727	6	KTM
11	Dan JONES	1:35.022	14:49:36.050	6	KTM
64	Asher DURHAM	1:34.767	14:49:36.115	6	Mahindra
70	Joshua WHATLEY	1:34.738	14:51:10.447	7	KTM
96	Brandon PAASCH	1:34.641	14:54:19.939	9	KTM
96	Brandon PAASCH	1:34.445	14:55:54.384	10	KTM

Leader History

NO	NAME	FROM LAP	LAPS LED	DISTANCE	VEHICLE
96	Brandon PAASCH	1	10	24.33 miles	KTM

MCRCB BULLETIN TK158

2019 Bennetts British Superbike Championship - Dickies Round 12

2019 HEL Performance British Motostar Championship

RACE 2 - STATISTICS

CLASS : S

11 Starters

Fastest Lap History

NO	NAME	LAP TIME	TIME OF DAY	LAP	VEHICLE
72	Cameron HORSMAN	1:40.941	14:43:22.066	2	Honda
16	Harvey CLARIDGE	1:40.591	14:43:22.366	2	Honda
16	Harvey CLARIDGE	1:40.146	14:45:02.513	3	Honda
16	Harvey CLARIDGE	1:39.470	14:46:41.983	4	Honda
16	Harvey CLARIDGE	1:39.428	14:48:21.411	5	Honda
72	Cameron HORSMAN	1:39.383	14:48:21.503	5	Honda
72	Cameron HORSMAN	1:38.690	14:56:39.429	10	Honda

Leader History

NO	NAME	FROM LAP	LAPS LED	DISTANCE	VEHICLE
72	Cameron HORSMAN	1	2	4.86 miles	Honda
16	Harvey CLARIDGE	3	5	12.16 miles	Honda
72	Cameron HORSMAN	8	3	7.29 miles	Honda

Weather / Track : Cloudy / Dry

Results can be found at www.tsl-timing.com

Page 3 of 3

Brands Hatch GP
Circuit Length = 2.4332 miles
Start: 14:39 Flag 14:55 End: 14:58

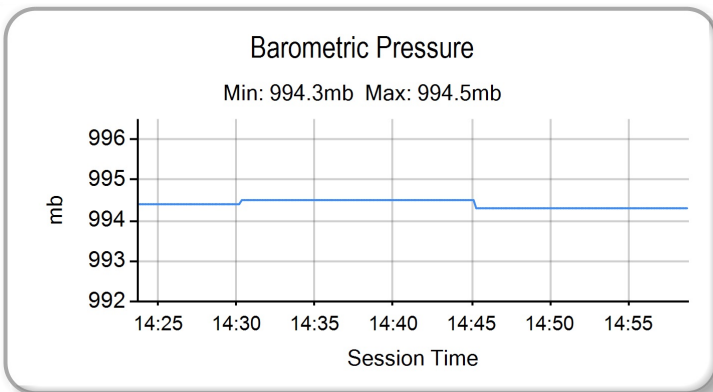
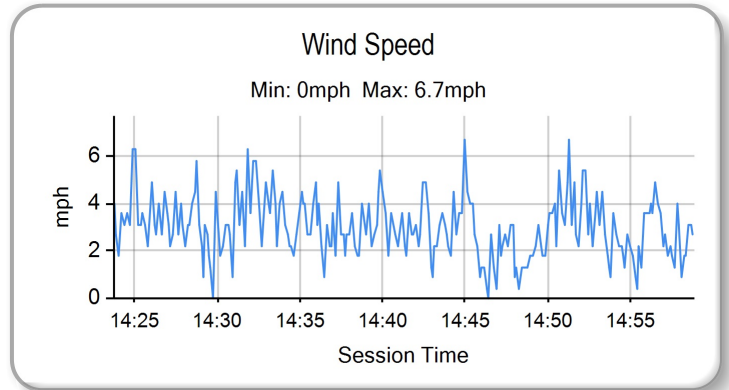
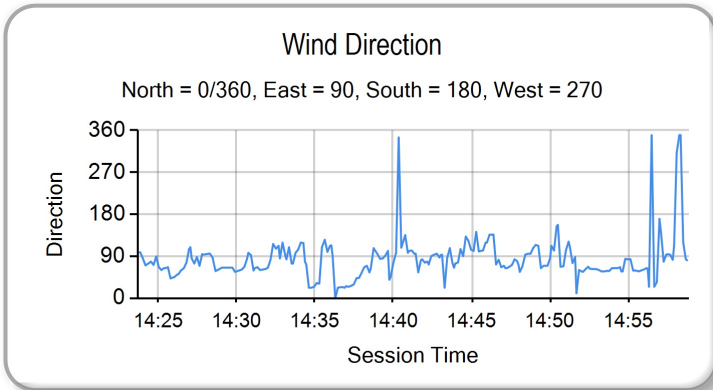
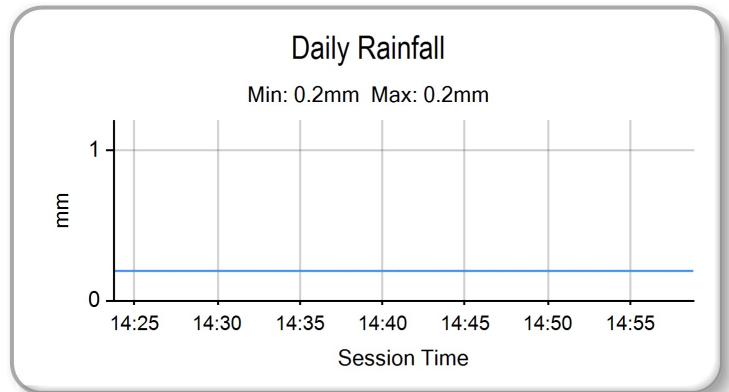
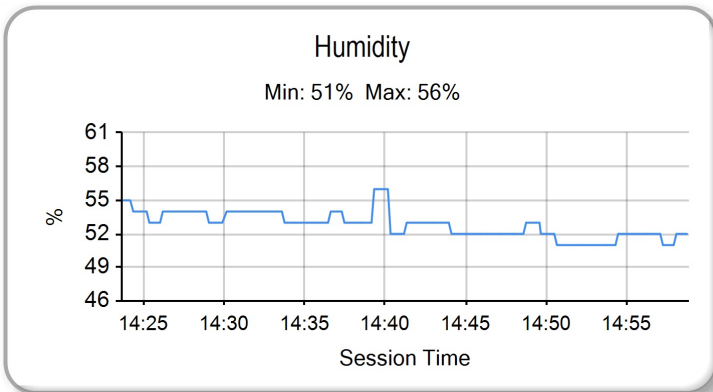
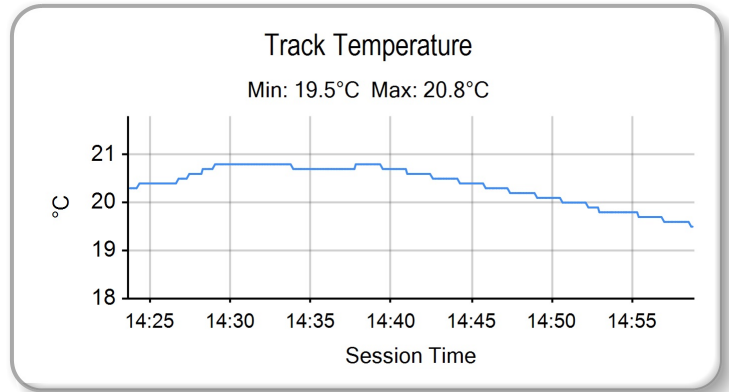
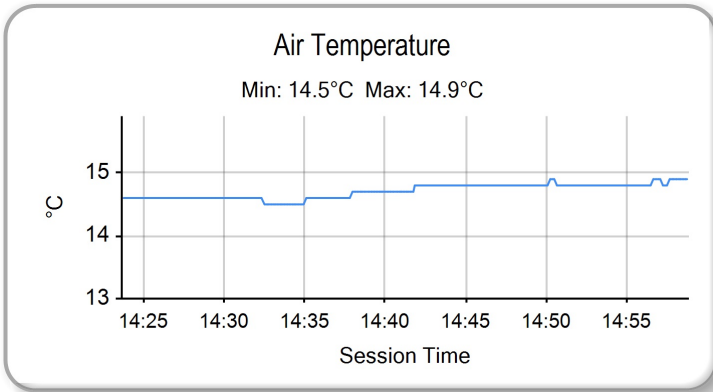
Printed - 15:04 Saturday, 19 October 2019

MCRCB BULLETIN TK159

2019 Bennetts British Superbike Championship - Dickies Round 12

2019 HEL Performance British Motostar Championship

RACE 2 - WEATHER CONDITIONS



Weather / Track : Cloudy / Dry

Results can be found at www.tsl-timing.com

Brands Hatch GP
Circuit Length = 2.4332 miles
Start: 14:39 Flag 14:55 End: 14:58

Printed - 15:05 Saturday, 19 October 2019



2019 HEL Performance British Motostar Championship

MOTO 3 GP POINTS AFTER ROUND 17

		TOTAL	GAP	DIFF	Rounds																		Wins	Seconds	Thirds
					1	2	3	4	5	6	7	8	9	10	11	12	13	14	15	16	17	18			
1	Brandon PAASCH	297			25	25	20	25	20	20	20		20	25	20	11	16	25	25	6	6	1			
2	Joshua WHATLEY	268	29		11	10	9	11	13	16	16	25	20	16	20	16	25	20	20	20	2	5	4		
3	Asher DURHAM	243	54	25	13	13	13	13	11	11	25	25	13	25	13	11	16	25	16	4	0	2			
4	Dan JONES	177	120	66	20	25			11	16	16	25	25	13	13	13	13	13	3	1	2				
5	Scott SWANN	168	129	9	20	16	16	16	20	13	16				8	10	10	16	7	0	2	5			
6	Edmund BEST	133	164	35	10	11	8	10	13	10	10			16	6	7	9	13	10	0	0	1			
7	Jack NIXON	130	167	3	16	10	20				11	10	13	10	20	11	9	9	0	2	1				
8	Sam BURMAN	115	182	15	6	8	3	6	7	8	9	11	7	9	8	9	8	11	5	0	0	0			
9	Victor RODRIGUEZ	110	187	5		11	16	25	25	13	20								2	1	1				
10	Sharni PINFOLD	92	205	18	7	6	5	8		8	10	6	7	7	4	5	6	9	4	0	0	0			
11	Jerry van de BUNT	87	210	5		7	10				8	10	9	10	13	9		11	0	0	0				
12	Jamie DAVIS	84	213	3	9	9	6	9	9	10		9		8	7	8			0	0	0				
13	Jake ARCHER	46	251	38							11	13	11	11					0	0	0				
14	Harry LEIGH	38	259	8	8	7	1	5	8	9									0	0	0				
15	Connor SELLORS	21	276	17	5	5	4	7											0	0	0				
16	Cahal GRAHAM	17	280	4												7	10		0	0	0				
17	Osian JONES	17	280	0										5	6		6		0	0	0				
18	Thomas SNOW	16	281	1					7	9									0	0	0				
19	Bradley WILSON	10	287	6	4			6											0	0	0				
20	Ryan van de LAGEMAAT	9	288	1										9					0	0	0				
21	Mike BROUWERS	8	289	1														8	0	0	0				
22	Raul RODRIGUEZ	6	291	2		2	4												0	0	0				



2019 HEL Performance British Motostar Championship

MOTO 3 STANDARD POINTS AFTER ROUND 17

		TOTAL	GAP	DIFF																			Wins	Seconds	Thirds															
					1	2	3	4	5	6	7	8	9	10	11	12	13	14	15	16	17	18																		
					4th-6th May		Oulton Park International		14th-16th June		Brands Hatch GP		28th-30th June		Knockhill		2nd-3rd August		Thruxton		16th-18th August		Cadwell Park		6th-8th September		Oulton Park International		20th-22nd September		TT Circuit Assen		4th-6th October		Donington Park GP		18th-20th October		Brands Hatch GP	
1	Scott OGDEN	322			20	25	25	25	20	7				25	25	25	20	20	20	20	20	20	20	25	20	20								7	7	0				
2	Cameron HORSMAN	295	27		25	20	20	20	25	20				20	20		25	25	25	25	25	25	25	25	25	25								7	6	0				
3	Franco BOURNE	254	68	41	11	13	11	16	13	16	25	25	16	16	20	16	13	16		16	11			16	11								2	1	7					
4	Harvey CLARIDGE	178	144	76	10	10	10		16	25			11	11	16		16	13		11	13	16											1	0	4					
5	Josh HIATT	134	188	44	6	9	8		11	11	13	16	10		13	9	10		8		10												0	0	1					
6	Corey TINKER	129	193	5	7	4	6	9	10				8	9	10	10	11	11		10	11	13											0	0	0					
7	Jodie FIELDHOUSE	112	210	17	5	7	9				16	20	7	7	5	9	9	5	5	8													0	1	1					
8	Jeremy KNIGHT	96	226	16	9		11				20	13	10		7	10	3	6	7														0	1	0					
9	Charlie FARRER	87	235	9	16	16	16		13				13	13																			0	0	3					
10	Annabel THOMAS	73	249	14	8	8	7	10	7								8	7	9	9													0	0	0					
11	Jamie LYONS	63	259	10	6			8	9					11	13		16																0	0	1					
12	Rhys IRWIN	50	272	13	13	11	13	13																									0	0	0					
13	Jack HART	40	282	10										9	11		20																0	1	0					
14	Ross MAGUIRE	32	290	8			5	8	9	10																							0	0	0					
15	Kyal TINKER	32	290	0	4	5	2	7	6	8																							0	0	0					
16	Louis RENDELL	31	291	1									9	8	8	6																	0	0	0					
17	Bradley WILSON	25	297	6							11						7	2	5														0	0	0					
18	Harry LEIGH	21	301	4											8		13																0	0	0					
19	James HIND	19	303	2													9	10															0	0	0					
20	Calum BEACH	14	308	5	3	3	3	5																									0	0	0					
21	Gary SCOTT	12	310	2													4	8															0	0	0					
22	Ash BARNES	10	312	2			4	6																									0	0	0					
23	Pádraig GRAHAM	7	315	3													7																0	0	0					
25	Harrison DESSOY	6	316	1															6														0	0	0					
24	Josh CORNER	6	316	0													6																0	0	0					



ROW 8	23	56	Bradley WILSON	1:46.882	22	3	Harrison DESSOY	1:44.119				
ROW 7	21	35	Jeremy KNIGHT	1:42.859	20	66	Annabel THOMAS	1:41.928	19	18	Jodie FIELDHOUSE	1:41.874
ROW 6	18	48	Sharni PINFOLD	1:41.683	17	57	Josh HIATT	1:41.288	16	37	Corey TINKER	1:41.001
ROW 5	15	54	Sam BURMAN	1:40.417	14	17	Franco BOURNE	1:40.368	13	16	Harvey CLARIDGE	1:39.428
ROW 4	12	5	Osian JONES	1:39.004	11	19	Scott OGDEN	1:39.003	10	72	Cameron HORSMAN	1:38.690
ROW 3	9	25	Mike BROUWERS	1:37.251	8	45	Scott SWANN	1:37.227	7	14	Jack NIXON	1:35.452
ROW 2	6	21	Jerry van de BUNT	1:35.367	5	7	Edmund BEST	1:35.284	4	11	Dan JONES	1:34.924
ROW 1	3	64	Asher DURHAM	1:34.767	2	70	Joshua WHATLEY	1:34.738	1	96	Brandon PAASCH	1:34.445
												Pole

Brands Hatch GP
Circuit Length = 2.4332 miles

These results are provisional until the conclusion of any judicial and technical matters.

Race Director :	Stewards :	Timekeeper :
-----------------	------------	--------------

Results can be found at www.britishsuperbike.com

Printed - 15:12 Saturday, 19 October 2019





POS	NO	CL	PIC NAME	NAT	ENTRY	TIME	ON	LAPS	GAP	DIFF	MPH
1	96		1 Brandon PAASCH	USA	KTM - FPW Racing	1:36.169	5	5			91.08
2	11		2 Dan JONES	GBR	KTM - City Lifting/RS Racing	1:37.208	5	5	1.039	1.039	90.11
3	45		3 Scott SWANN	GBR	IFS KTM - IFS Team Swann Racing	1:37.315	5	5	1.146	0.107	90.01
4	70		4 Joshua WHATLEY	GBR	KTM - KRP	1:37.711	5	5	1.542	0.396	89.65
5	14		5 Jack NIXON	GBR	KTM - Santander Salt	1:37.739	5	5	1.570	0.028	89.62
6	21		6 Jerry van de BUNT	NED	KTM - Raha61/LJ-Racing	1:37.837	5	5	1.668	0.098	89.53
7	64		7 Asher DURHAM	GBR	Mahindra - Microlise Cresswell Racing	1:37.904	4	4	1.735	0.067	89.47
8	7		8 Edmund BEST	GBR	KTM - SymCirrus Motorsport	1:39.665	5	5	3.496	1.761	87.89
9	72	S	1 Cameron HORSMAN	GBR	Honda - Nova Racing/SP 125	1:39.719	4	5	3.550	0.054	87.84
10	25		9 Mike BROUWERS	NED	Mahindra - Microlise Cresswell Racing	1:40.447	4	4	4.278	0.728	87.20
11	16	S	2 Harvey CLARIDGE	GBR	Honda - Nova Racing/SP 125	1:41.624	3	5	5.455	1.177	86.19
12	35	S	3 Jeremy KNIGHT	GBR	Honda - Jeremy Knight Racing / SP125	1:42.220	3	5	6.051	0.596	85.69
13	17	S	4 Franco BOURNE	GBR	Honda - Franco Bourne / SP125	1:42.794	4	5	6.625	0.574	85.21
14	57	S	5 Josh HIATT	GBR	Honda - Sorrymate.com	1:43.268	5	5	7.099	0.474	84.82
15	5		10 Osian JONES	GBR	KTM - SymCirrus Motorsport	1:44.348	5	5	8.179	1.080	83.94
16	37	S	6 Corey TINKER	GBR	Honda - Microlise Cresswell Racing	1:44.440	4	4	8.271	0.092	83.87
17	66	S	7 Annabel THOMAS	GBR	Honda - Four Anjels Racing	1:44.836	4	4	8.667	0.396	83.55
18	18	S	8 Jodie FIELDHOUSE	GBR	Honda - Go Pink Racing	1:45.576	4	4	9.407	0.740	82.97
19	48		11 Sharni PINFOLD	AUS	KTM - City Lifting/RS Racing	1:45.683	5	5	9.514	0.107	82.88
20	3	S	9 Harrison DESSOY	GBR	Honda - Microlise Cresswell Racing	1:45.806	4	4	9.637	0.123	82.79
21	54		12 Sam BURMAN	GBR	KTM - TeamWNT Burman Racing	1:46.716	5	5	10.547	0.910	82.08
22	56	S	10 Bradley WILSON	GBR	Honda - B.Wilson Racing	1:51.967	3	4	15.798	5.251	78.23

Weather / Track : Cloudy / Dry

These results are provisional until the conclusion of any judicial and technical matters.

Brands Hatch GP

Circuit Length = 2.4332 miles

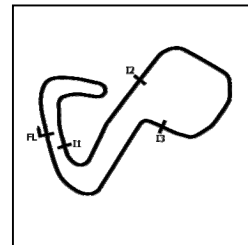
Start: 10:20 Flag 10:28 End: 10:30

Race Director :	Stewards :	Timekeeper :
-----------------	------------	--------------

Results can be found at www.britishsuperbike.com

Printed - 10:30 Sunday, 20 October 2019





SECTOR 1 = FL to I1, SECTOR 2 = I1 to I2 SECTOR 3 = I2 to I3, SECTOR 4 = I3 to FL, DIFF = Difference To Personal Best Lap, P = Crossed Finish Line in Pit Lane, D = Time Disallowed

P7 64		Asher DURHAM		Mahindra - Microlise Cresswell Racing								
IDEAL LAP TIME : 1:37.904		BEST LAP TIME : 1:37.904		DIFFERENCE : 0.000								
LAP	SECTOR 1	SECTOR 2		SECTOR 3		SECTOR 4		LAP TIME	MPH	DIFF	TIME OF DAY	
1 -	OUTLAP	95.7	18.639	127.5	27.345	76.9	24.611	125.9	1:46.662	82.12	8.758	10:23:41.440
2 -	33.472	101.0	18.133	129.0	26.190	76.6	23.885	124.2	1:41.680 (2)	86.15	3.776	10:25:23.120
3 -	31.615	102.2	17.915	128.5	28.150	78.2	24.482	127.0	1:42.162 (3)	85.74	4.258	10:27:05.282
4 -	31.551	103.5	17.814	130.3	25.544	81.6	22.995	126.3	1:37.904 (1)	89.47		10:28:43.186

P8 7		Edmund BEST		KTM - SymCirrus Motorsport								
IDEAL LAP TIME : 1:39.626		BEST LAP TIME : 1:39.665		DIFFERENCE : 0.039								
LAP	SECTOR 1	SECTOR 2		SECTOR 3		SECTOR 4		LAP TIME	MPH	DIFF	TIME OF DAY	
1 -	OUTLAP	95.1	18.740	123.5	27.590	80.5	24.616	121.1	1:44.973	83.44	5.308	10:21:57.483
2 -	32.261	101.0	18.223	125.9	27.169	83.1	24.076	121.3	1:41.729	86.10	2.064	10:23:39.212
3 -	31.638	101.6	18.200	126.1	26.939	84.9	23.916	121.3	1:40.693 (3)	86.99	1.028	10:25:19.905
4 -	31.613	101.2	18.194	126.1	26.615	87.4	23.779	121.1	1:40.201 (2)	87.42	0.536	10:27:00.106
5 -	31.459	102.7	17.971	126.1	26.417	84.6	23.818	122.6	1:39.665 (1)	87.89		10:28:39.771

P9 72 S		Cameron HORSMAN		Honda - Nova Racing/SP 125								
IDEAL LAP TIME : 1:39.231		BEST LAP TIME : 1:39.719		DIFFERENCE : 0.488								
LAP	SECTOR 1	SECTOR 2		SECTOR 3		SECTOR 4		LAP TIME	MPH	DIFF	TIME OF DAY	
1 -	OUTLAP	94.3	19.082	119.6	27.345	75.6	24.724	117.5	1:46.256	82.44	6.537	10:22:03.033
2 -	31.858	99.7	18.288	121.5	27.411	81.4	24.075	118.3	1:41.632	86.19	1.913	10:23:44.665
3 -	31.968	97.2	18.239	120.9	26.420	81.8	23.995	118.5	1:40.622 (3)	87.05	0.903	10:25:25.287
4 -	31.281	99.4	18.265	121.3	26.340	79.9	23.833	119.8	1:39.719 (1)	87.84		10:27:05.006
5 -	31.714	99.8	18.602	122.4	25.878	85.3	23.838	117.9	1:40.032 (2)	87.57	0.313	10:28:45.038

P10 25		Mike BROUWERS		Mahindra - Microlise Cresswell Racing								
IDEAL LAP TIME : 1:40.213		BEST LAP TIME : 1:40.447		DIFFERENCE : 0.234								
LAP	SECTOR 1	SECTOR 2		SECTOR 3		SECTOR 4		LAP TIME	MPH	DIFF	TIME OF DAY	
1 -	OUTLAP	90.6	19.285	124.7	28.732	75.4	25.238	121.7	1:48.267	80.90	7.820	10:23:12.693
2 -	32.403	101.0	18.615	125.9	27.217	78.3	24.219	123.1	1:42.454 (3)	85.50	2.007	10:24:55.147
3 -	31.976	100.6	18.013	128.3	26.496	80.0	23.975	122.4	1:40.460 (2)	87.19	0.013	10:26:35.607
4 -	31.811	100.9	18.035	126.1	26.708	81.4	23.893	122.4	1:40.447 (1)	87.20		10:28:16.054

P11 16 S		Harvey CLARIDGE		Honda - Nova Racing/SP 125								
IDEAL LAP TIME : 1:41.379		BEST LAP TIME : 1:41.624		DIFFERENCE : 0.245								
LAP	SECTOR 1	SECTOR 2		SECTOR 3		SECTOR 4		LAP TIME	MPH	DIFF	TIME OF DAY	
1 -	OUTLAP	92.9	19.706	118.3	28.414	72.2	25.844	116.7	1:48.755	80.54	7.131	10:22:22.471
2 -	33.287	98.5	18.727	120.0	27.346	82.5	24.695	117.1	1:44.055	84.18	2.431	10:24:06.526
3 -	32.244	98.8	18.537	121.3	26.628	83.7	24.215	119.4	1:41.624 (1)	86.19		10:25:48.150
4 -	32.135	100.0	18.521	121.5	26.702	83.0	24.907	119.6	1:42.265 (2)	85.65	0.641	10:27:30.415
5 -	32.578	98.9	18.401	121.5	27.249	72.8	25.128	117.9	1:43.356 (3)	84.75	1.732	10:29:13.771

P12 35 S		Jeremy KNIGHT		Honda - Jeremy Knight Racing / SP125								
IDEAL LAP TIME : 1:42.165		BEST LAP TIME : 1:42.220		DIFFERENCE : 0.055								
LAP	SECTOR 1	SECTOR 2		SECTOR 3		SECTOR 4		LAP TIME	MPH	DIFF	TIME OF DAY	
1 -	OUTLAP	91.3	19.266	119.1	28.501	73.5	25.832	115.9	1:47.356	81.59	5.136	10:22:22.726
2 -	33.161	95.8	18.892	119.4	27.204	79.6	24.732	116.1	1:43.989	84.23	1.769	10:24:06.715
3 -	32.319	97.1	18.695	120.4	26.811	81.8	24.395	116.1	1:42.220 (1)	85.69		10:25:48.935
4 -	32.318	95.8	19.006	121.7	27.097	82.9	24.516	115.5	1:42.937 (3)	85.09	0.717	10:27:31.872
5 -	32.568	94.3	18.728	117.7	26.994	83.6	24.341	116.1	1:42.631 (2)	85.35	0.411	10:29:14.503

WARM UP - SECTOR ANALYSIS



SECTOR 1 = FL to I1, SECTOR 2 = I1 to I2 SECTOR 3 = I2 to I3, SECTOR 4 = I3 to FL, DIFF = Difference To Personal Best Lap, P = Crossed Finish Line in Pit Lane, D = Time Disallowed

P13 17 S		Franco BOURNE				Honda - Franco Bourne / SP125						
IDEAL LAP TIME : 1:42.694		BEST LAP TIME : 1:42.794				DIFFERENCE : 0.100						
LAP	SECTOR 1	SECTOR 2	SECTOR 3	SECTOR 4	LAP TIME	MPH	DIFF	TIME OF DAY				
1 -	OUTLAP	89.8	19.618	119.1	28.884	72.7	25.610	115.5	1:49.268	80.16	6.474	10:22:07.985
2 -	33.316	95.7	19.040	118.7	27.310	80.1	24.726	116.7	1:44.392	83.91	1.598	10:23:52.377
3 -	33.158	96.2	18.836	118.7	27.456	82.3	24.610	115.3	1:44.060 (3)	84.18	1.266	10:25:36.437
4 -	32.517	96.5	18.775	117.7	27.044	84.4	24.458	116.1	1:42.794 (1)	85.21		10:27:19.231
5 -	32.417	97.3	18.896	118.3	27.099	82.9	24.540	114.1	1:42.952 (2)	85.08	0.158	10:29:02.183

P14 57 S		Josh HIATT				Honda - Sorrymate.com						
IDEAL LAP TIME : 1:43.268		BEST LAP TIME : 1:43.268				DIFFERENCE : 0.000						
LAP	SECTOR 1	SECTOR 2	SECTOR 3	SECTOR 4	LAP TIME	MPH	DIFF	TIME OF DAY				
1 -	OUTLAP	87.7	20.040	108.2	30.706	72.0	26.110	114.3	1:53.171	77.40	9.903	10:22:32.716
2 -	34.412	97.1	19.109	118.5	28.290	79.8	25.252	114.9	1:47.063	81.81	3.795	10:24:19.779
3 -	33.333	97.1	18.844	118.7	27.724	82.6	24.874	116.1	1:44.775 (3)	83.60	1.507	10:26:04.554
4 -	32.921	97.6	18.659	119.6	27.531	82.5	24.744	115.5	1:43.855 (2)	84.34	0.587	10:27:48.409
5 -	32.666	98.1	18.540	119.8	27.386	81.3	24.676	116.7	1:43.268 (1)	84.82		10:29:31.677

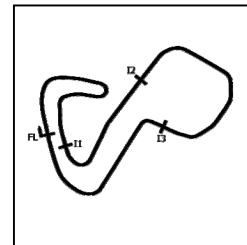
P15 5		Osian JONES				KTM - SymCirrus Motorsport						
IDEAL LAP TIME : 1:44.231		BEST LAP TIME : 1:44.348				DIFFERENCE : 0.117						
LAP	SECTOR 1	SECTOR 2	SECTOR 3	SECTOR 4	LAP TIME	MPH	DIFF	TIME OF DAY				
1 -	OUTLAP	83.9	20.614	118.5	30.442	69.6	25.637	121.7	1:54.232	76.68	9.884	10:22:29.459
2 -	34.605	91.6	19.439	124.5	28.185	76.0	25.031	120.4	1:47.260	81.66	2.912	10:24:16.719
3 -	33.790	95.4	19.091	124.7	27.549	78.2	24.721	120.2	1:45.151 (3)	83.30	0.803	10:26:01.870
4 -	33.665	95.3	18.890	125.9	27.212	78.1	24.713	120.2	1:44.480 (2)	83.84	0.132	10:27:46.350
5 -	33.539	96.8	18.967	125.2	27.252	77.5	24.590	120.2	1:44.348 (1)	83.94		10:29:30.698

P16 37 S		Corey TINKER				Honda - Microlise Cresswell Racing						
IDEAL LAP TIME : 1:44.055		BEST LAP TIME : 1:44.440				DIFFERENCE : 0.385						
LAP	SECTOR 1	SECTOR 2	SECTOR 3	SECTOR 4	LAP TIME	MPH	DIFF	TIME OF DAY				
1 -	OUTLAP	87.0	20.301	113.7	30.672	69.3	26.501	114.9	1:56.935	74.91	12.495	10:23:03.983
2 -	34.674	90.4	19.054	118.3	29.084	71.7	25.378	115.3	1:48.190 (3)	80.96	3.750	10:24:52.173
3 -	34.003	90.1	19.081	120.6	27.838	78.1	24.663	115.5	1:45.585 (2)	82.96	1.145	10:26:37.758
4 -	32.594	97.5	18.960	119.1	28.029	77.0	24.857	115.5	1:44.440 (1)	83.87		10:28:22.198

P17 66 S		Annabel THOMAS				Honda - Four Anjels Racing						
IDEAL LAP TIME : 1:44.276		BEST LAP TIME : 1:44.836				DIFFERENCE : 0.560						
LAP	SECTOR 1	SECTOR 2	SECTOR 3	SECTOR 4	LAP TIME	MPH	DIFF	TIME OF DAY				
1 -	OUTLAP	87.8	19.683	114.7	28.840	67.6	26.456	114.7	1:50.273	79.43	5.437	10:23:04.670
2 -	33.753	92.0	19.403	110.0	29.171	68.2	25.620	116.1	1:47.947 (3)	81.14	3.111	10:24:52.617
3 -	33.606	91.8	19.043	116.5	27.444	78.5	25.208	115.9	1:45.301 (2)	83.18	0.465	10:26:37.918
4 -	32.891	94.1	18.797	120.9	28.004	73.1	25.144	115.7	1:44.836 (1)	83.55		10:28:22.754

P18 18 S		Jodie FIELDHOUSE				Honda - Go Pink Racing						
IDEAL LAP TIME : 1:45.576		BEST LAP TIME : 1:45.576				DIFFERENCE : 0.000						
LAP	SECTOR 1	SECTOR 2	SECTOR 3	SECTOR 4	LAP TIME	MPH	DIFF	TIME OF DAY				
1 -	OUTLAP	87.2	19.955	115.9	30.687	65.7	27.127	114.1	1:54.273	76.65	8.697	10:23:09.112
2 -	35.267	86.8	19.907	119.6	29.185	70.4	25.732	117.1	1:50.091 (3)	79.56	4.515	10:24:59.203
3 -	34.115	96.4	19.210	119.4	28.166	71.9	25.652	116.7	1:47.143 (2)	81.75	1.567	10:26:46.346
4 -	33.530	93.7	19.166	119.1	27.739	72.6	25.141	116.7	1:45.576 (1)	82.97		10:28:31.922

WARM UP - SECTOR ANALYSIS



SECTOR 1 = FL to I1, SECTOR 2 = I1 to I2 SECTOR 3 = I2 to I3, SECTOR 4 = I3 to FL, DIFF = Difference To Personal Best Lap, P = Crossed Finish Line in Pit Lane, D = Time Disallowed

P19 48		Sharni PINFOLD				KTM - City Lifting/RS Racing						
IDEAL LAP TIME : 1:45.629		BEST LAP TIME : 1:45.683				DIFFERENCE : 0.054						
LAP	SECTOR 1	SECTOR 2		SECTOR 3		SECTOR 4		LAP TIME	MPH	DIFF	TIME OF DAY	
1 -	OUTLAP	86.5	20.155	112.5	30.080	70.0	26.247	115.7	1:53.533	77.15	7.850	10:22:11.075
2 -	34.948	90.5	19.625	118.1	28.935	73.0	25.555	116.3	1:49.063	80.31	3.380	10:24:00.138
3 -	34.152	93.8	19.200	119.4	28.362	77.0	25.406	116.9	1:47.120 (3)	81.77	1.437	10:25:47.258
4 -	33.860	94.3	19.024	120.9	28.370	76.2	25.209	116.1	1:46.463 (2)	82.28	0.780	10:27:33.721
5 -	33.450	94.9	19.078	119.4	28.034	77.5	25.121	116.5	1:45.683 (1)	82.88		10:29:19.404

P20 3 S		Harrison DESOY				Honda - Microlise Cresswell Racing						
IDEAL LAP TIME : 1:45.806		BEST LAP TIME : 1:45.806				DIFFERENCE : 0.000						
LAP	SECTOR 1	SECTOR 2		SECTOR 3		SECTOR 4		LAP TIME	MPH	DIFF	TIME OF DAY	
1 -	OUTLAP	82.8	20.129	115.1	29.985	68.4	26.835	116.1	1:54.223	76.69	8.417	10:23:49.574
2 -	36.233	82.8	19.154	118.7	28.916	71.6	26.132	117.1	1:50.435 (3)	79.32	4.629	10:25:40.009
3 -	34.588	86.0	19.300	116.7	28.537	71.4	25.445	118.5	1:47.870 (2)	81.20	2.064	10:27:27.879
4 -	33.616	94.7	18.778	122.6	28.225	69.9	25.187	118.7	1:45.806 (1)	82.79		10:29:13.685

P21 54		Sam BURMAN				KTM - TeamWNT Burman Racing						
IDEAL LAP TIME : 1:46.590		BEST LAP TIME : 1:46.716				DIFFERENCE : 0.126						
LAP	SECTOR 1	SECTOR 2		SECTOR 3		SECTOR 4		LAP TIME	MPH	DIFF	TIME OF DAY	
1 -	OUTLAP	87.8	19.566	118.9	30.115	67.7	25.949	123.1	1:52.566	77.81	5.850	10:22:08.298
2 -	34.849	96.5	18.901	124.7	28.725	74.5	24.931	124.0	1:47.406 (3)	81.55	0.690	10:23:55.704
3 -	34.447	91.1	18.810	125.4	29.180	72.9	24.981	122.6	1:47.418	81.54	0.702	10:25:43.122
4 -	34.369	94.3	18.760	125.2	28.943	74.8	24.846	123.3	1:46.918 (2)	81.93	0.202	10:27:30.040
5 -	34.470	88.5	18.669	116.7	28.706	76.5	24.871	123.3	1:46.716 (1)	82.08		10:29:16.756

P22 56 S		Bradley WILSON				Honda - B.Wilson Racing						
IDEAL LAP TIME : 1:51.757		BEST LAP TIME : 1:51.967				DIFFERENCE : 0.210						
LAP	SECTOR 1	SECTOR 2		SECTOR 3		SECTOR 4		LAP TIME	MPH	DIFF	TIME OF DAY	
1 -	OUTLAP	74.3	22.318	103.5	33.556	57.1	28.893	112.0	2:03.933	70.68	11.966	10:23:29.222
2 -	38.249	82.7	20.495	113.9	30.747	64.8	26.865	116.3	1:56.356 (3)	75.28	4.389	10:25:25.578
3 -	35.658	83.6	20.013	116.5	29.728	69.7	26.568	114.3	1:51.967 (1)	78.23		10:27:17.545
4 -	35.868	88.7	20.028	115.9	29.615	69.8	26.471	114.1	1:51.982 (2)	78.22	0.015	10:29:09.527

MCRCB BULLETIN TK223

2019 Bennetts British Superbike Championship - Dickies Round 12

2019 HEL Performance British Motostar Championship

WARM UP - BEST SECTORS

SECTOR 1				SECTOR 2				SECTOR 3				SECTOR 4				IDEAL / BEST COMPARISON			
POS	NO	NAME	TIME	NO	NAME	TIME	NO	NAME	TIME	NO	NAME	TIME	POS	NO	NAME	IDEAL	BEST	DIFF	
															PERFECT LAP	1:35.843			
1	96	PAASCH	30.131	21	van de	17.246	64	DURHAM	25.544	96	PAASCH	22.922	1	96	PAASCH	1:36.169	1:36.169	0.000	
2	45	SWANN	30.523	96	PAASCH	17.372	45	SWANN	25.691	70	WHATLEY	22.995	2	21	van de BUNT	1:37.183	1:37.837	0.654	
3	21	van de	30.800	11	JONES	17.412	70	WHATLEY	25.731	64	DURHAM	22.995	3	11	JONES	1:37.191	1:37.208	0.017	
4	11	JONES	30.943	14	NIXON	17.564	96	PAASCH	25.744	11	JONES	23.078	4	45	SWANN	1:37.193	1:37.315	0.122	
5	14	NIXON	31.114	45	SWANN	17.594	14	NIXON	25.756	21	van de	23.105	5	70	WHATLEY	1:37.711	1:37.711	0.000	
6	72	HORSMAN	31.281	70	WHATLEY	17.650	11	JONES	25.758	14	NIXON	23.287	6	14	NIXON	1:37.721	1:37.739	0.018	
7	70	WHATLEY	31.335	64	DURHAM	17.814	72	HORSMAN	25.878	45	SWANN	23.385	7	64	DURHAM	1:37.904	1:37.904	0.000	
8	7	BEST	31.459	7	BEST	17.971	21	van de	26.032	7	BEST	23.779	8	72	HORSMAN	1:39.231	1:39.719	0.488	
9	64	DURHAM	31.551	25	BROUWER	18.013	7	BEST	26.417	72	HORSMAN	23.833	9	7	BEST	1:39.626	1:39.665	0.039	
10	25	BROUWER	31.811	72	HORSMAN	18.239	25	BROUWER	26.496	25	BROUWER	23.893	10	25	BROUWERS	1:40.213	1:40.447	0.234	
11	16	CLARIDG	32.135	16	CLARIDG	18.401	16	CLARIDG	26.628	16	CLARIDG	24.215	11	16	CLARIDGE	1:41.379	1:41.624	0.245	
12	35	KNIGHT	32.318	57	HIATT	18.540	35	KNIGHT	26.811	35	KNIGHT	24.341	12	35	KNIGHT	1:42.165	1:42.220	0.055	
13	17	BOURNE	32.417	54	BURMAN	18.669	17	BOURNE	27.044	17	BOURNE	24.458	13	17	BOURNE	1:42.694	1:42.794	0.100	
14	37	TINKER	32.594	35	KNIGHT	18.695	5	JONES	27.212	5	JONES	24.590	14	57	HIATT	1:43.268	1:43.268	0.000	
15	57	HIATT	32.666	17	BOURNE	18.775	57	HIATT	27.386	37	TINKER	24.663	15	37	TINKER	1:44.055	1:44.440	0.385	
16	66	THOMAS	32.891	3	DESSOY	18.778	66	THOMAS	27.444	57	HIATT	24.676	16	5	JONES	1:44.231	1:44.348	0.117	
17	48	PINFOLD	33.450	66	THOMAS	18.797	18	FIELDHO	27.739	54	BURMAN	24.846	17	66	THOMAS	1:44.276	1:44.836	0.560	
18	18	FIELDHO	33.530	5	JONES	18.890	37	TINKER	27.838	48	PINFOLD	25.121	18	18	FIELDHOUSE	1:45.576	1:45.576	0.000	
19	5	JONES	33.539	37	TINKER	18.960	48	PINFOLD	28.034	18	FIELDHO	25.141	19	48	PINFOLD	1:45.629	1:45.683	0.054	
20	3	DESSOY	33.616	48	PINFOLD	19.024	3	DESSOY	28.225	66	THOMAS	25.144	20	3	DESSOY	1:45.806	1:45.806	0.000	
21	54	BURMAN	34.369	18	FIELDHO	19.166	54	BURMAN	28.706	3	DESSOY	25.187	21	54	BURMAN	1:46.590	1:46.716	0.126	
22	56	WILSON	35.658	56	WILSON	20.013	56	WILSON	29.615	56	WILSON	26.471	22	56	WILSON	1:51.757	1:51.967	0.210	

Weather / Track : Cloudy / Dry

Results can be found at www.tsl-timing.com

Brands Hatch GP

Circuit Length = 2.4332 miles

Start: 10:20 Flag 10:28 End: 10:30

Printed - 10:31 Sunday, 20 October 2019

MCRCB BULLETIN TK224**2019 Bennetts British Superbike Championship - Dickies Round 12****2019 HEL Performance British Motostar Championship****WARM UP - BEST SPEEDS**

POS	INTERMEDIATE 1			INTERMEDIATE 2			INTERMEDIATE 3			FINISH LINE		
	NO	NAME	MPH	NO	NAME	MPH	NO	NAME	MPH	NO	NAME	MPH
1	11	JONES	106.5	70	WHATLEY	133.9	11	JONES	88.7	70	WHATLEY	130.0
2	70	WHATLEY	106.3	21	van de BUNT	132.3	96	PAASCH	88.1	21	van de BUNT	127.0
3	14	NIXON	105.8	11	JONES	131.5	70	WHATLEY	87.6	64	DURHAM	127.0
4	96	PAASCH	105.6	14	NIXON	130.5	7	BEST	87.4	11	JONES	126.8
5	21	van de BUNT	105.5	64	DURHAM	130.3	14	NIXON	86.9	14	NIXON	126.6
6	45	SWANN	104.6	96	PAASCH	129.5	72	HORSMAN	85.3	96	PAASCH	126.3
7	64	DURHAM	103.5	45	SWANN	128.8	45	SWANN	84.9	45	SWANN	124.7
8	7	BEST	102.7	25	BROUWERS	128.3	21	van de BUNT	84.6	54	BURMAN	124.0
9	25	BROUWERS	101.0	7	BEST	126.1	17	BOURNE	84.4	25	BROUWERS	123.1
10	16	CLARIDGE	100.0	5	JONES	125.9	16	CLARIDGE	83.7	7	BEST	122.6
11	72	HORSMAN	99.8	54	BURMAN	125.4	35	KNIGHT	83.6	5	JONES	121.7
12	57	HIATT	98.1	3	DESSOY	122.6	57	HIATT	82.6	72	HORSMAN	119.8
13	37	TINKER	97.5	72	HORSMAN	122.4	64	DURHAM	81.6	16	CLARIDGE	119.6
14	17	BOURNE	97.3	35	KNIGHT	121.7	25	BROUWERS	81.4	3	DESSOY	118.7
15	35	KNIGHT	97.1	16	CLARIDGE	121.5	66	THOMAS	78.5	18	FIELDHOUSE	117.1
16	5	JONES	96.8	66	THOMAS	120.9	5	JONES	78.2	48	PINFOLD	116.9
17	54	BURMAN	96.5	48	PINFOLD	120.9	37	TINKER	78.1	17	BOURNE	116.7
18	18	FIELDHOUSE	96.4	37	TINKER	120.6	48	PINFOLD	77.5	57	HIATT	116.7
19	48	PINFOLD	94.9	57	HIATT	119.8	54	BURMAN	76.5	56	WILSON	116.3
20	3	DESSOY	94.7	18	FIELDHOUSE	119.6	18	FIELDHOUSE	72.6	35	KNIGHT	116.1
21	66	THOMAS	94.1	17	BOURNE	119.1	3	DESSOY	71.6	66	THOMAS	116.1
22	56	WILSON	88.7	56	WILSON	116.5	56	WILSON	69.8	37	TINKER	115.5

Weather / Track : Cloudy / Dry

Results can be found at www.tsl-timing.com

Brands Hatch GP

Circuit Length = 2.4332 miles

Start: 10:20 Flag 10:28 End: 10:30

Printed - 10:32 Sunday, 20 October 2019

MCRCB BULLETIN TK225

2019 Bennetts British Superbike Championship - Dickies Round 12

2019 HEL Performance British Motostar Championship

WARM UP - STATISTICS

Competitors Started 22
Planned Start 2019-10-20 @ 10:20:00.000
Actual Start 2019-10-20 @ 10:20:01.889
Finish Time 2019-10-20 @ 10:28:01.889
Track Length 2.4332mi.
Total Laps 103
Total Distance Covered 250.6288mi.

Session Fastest Lap History

NO	CL	NAME	LAP TIME	TIME OF DAY	LAP	VEHICLE
7		Edmund BEST	1:41.729	10:23:39.234	2	KTM
96		Brandon PAASCH	1:39.641	10:23:40.205	2	KTM
11		Dan JONES	1:37.320	10:25:45.936	3	KTM
96		Brandon PAASCH	1:36.169	10:28:40.817	5	KTM

Flag History

TYPE	TIME OF DAY
GREEN	10:20:01.889
FINISH	10:28:01.889

Flag Statistics

TYPE	COUNT	TOTAL LAPS	TOTAL TIME
Green	1	5	10:30.648
Red	0	0	0.000
Safety Car	0	0	0.000
FCY	0	0	0.000

MCRCB BULLETIN TK225

2019 Bennetts British Superbike Championship - Dickies Round 12

2019 HEL Performance British Motostar Championship

WARM UP - STATISTICS

CLASS :

12 Starters

Fastest Lap History

NO	NAME	LAP TIME	TIME OF DAY	LAP	VEHICLE
7	Edmund BEST	1:41.729	10:23:39.234	2	KTM
96	Brandon PAASCH	1:39.641	10:23:40.205	2	KTM
11	Dan JONES	1:37.320	10:25:45.936	3	KTM
96	Brandon PAASCH	1:36.169	10:28:40.817	5	KTM

MCRCB BULLETIN TK225

2019 Bennetts British Superbike Championship - Dickies Round 12

2019 HEL Performance British Motostar Championship

WARM UP - STATISTICS

CLASS : S

10 Starters

Fastest Lap History

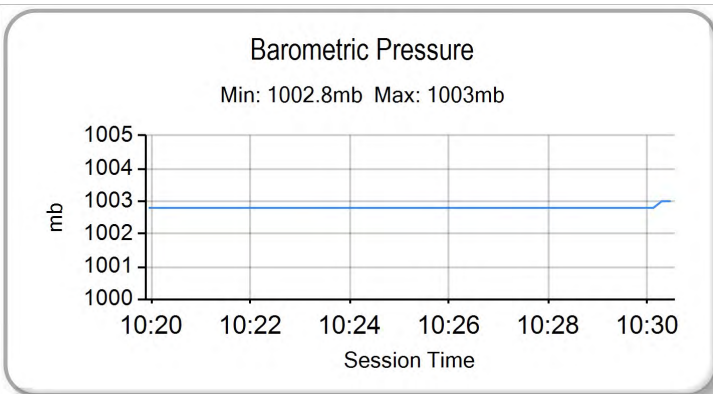
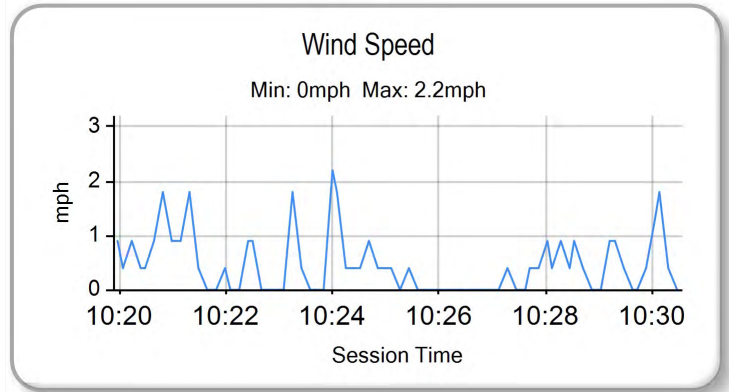
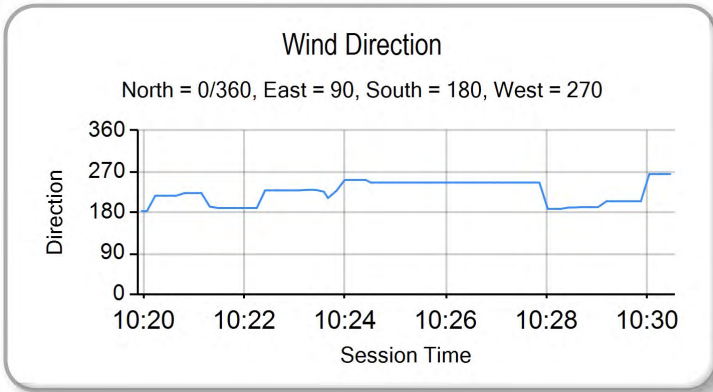
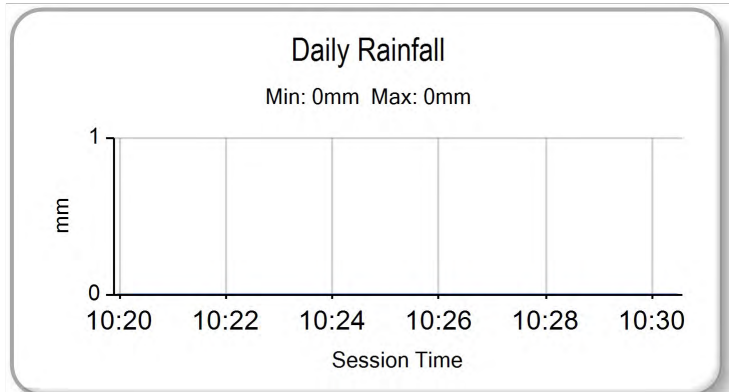
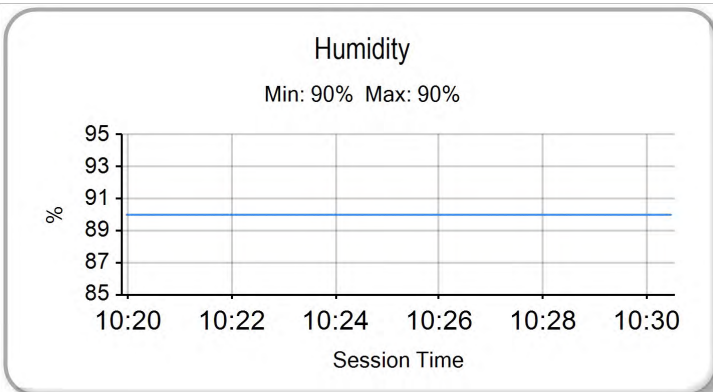
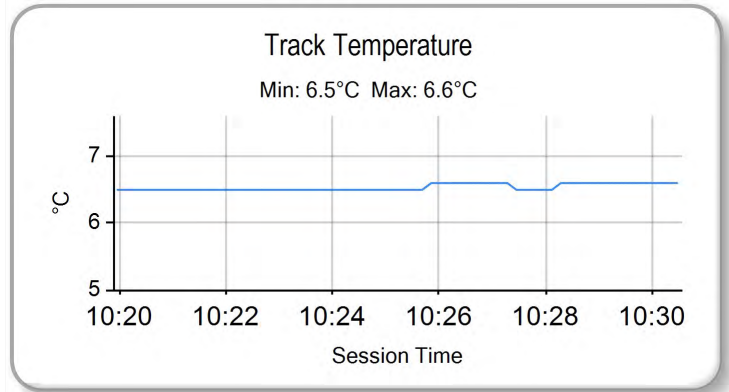
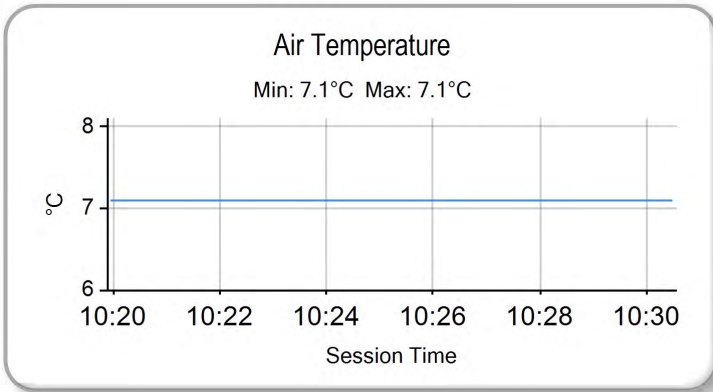
NO	NAME	LAP TIME	TIME OF DAY	LAP	VEHICLE
72	Cameron HORSMAN	1:41.632	10:23:44.688	2	Honda
72	Cameron HORSMAN	1:40.622	10:25:25.310	3	Honda
72	Cameron HORSMAN	1:39.719	10:27:05.006	4	Honda

MCRCB BULLETIN TK226

2019 Bennetts British Superbike Championship - Dickies Round 12

2019 HEL Performance British Motostar Championship

WARM UP - WEATHER CONDITIONS



Weather / Track : Cloudy / Dry

Results can be found at www.tsl-timing.com

Brands Hatch GP
Circuit Length = 2.4332 miles
Start: 10:20 Flag 10:28 End: 10:30

Printed - 10:32 Sunday, 20 October 2019



ROW 8				22	56	Bradley WILSON	1:46.882						
ROW 7		21	3	Harrison DESSOY	1:44.119	20	35	Jeremy KNIGHT	1:42.859	19	66	Annabel THOMAS	1:41.928
ROW 6	18	18	Jodie FIELDHOUSE	1:41.874	17	48	Sharni PINFOLD	1:41.683	16	57	Josh HIATT	1:41.288	
ROW 5		15	37	Corey TINKER	1:41.001	14	54	Sam BURMAN	1:40.417	13	17	Franco BOURNE	1:40.368
ROW 4	12	16	Harvey CLARIDGE	1:39.428	11	5	Osian JONES	1:39.004	10	72	Cameron HORSMAN	1:38.690	
ROW 3		9	25	Mike BROUWERS	1:37.251	8	45	Scott SWANN	1:37.227	7	14	Jack NIXON	1:35.452
ROW 2	6	21	Jerry van de BUNT	1:35.367	5	7	Edmund BEST	1:35.284	4	11	Dan JONES	1:34.924	
ROW 1		3	64	Asher DURHAM	1:34.767	2	70	Joshua WHATLEY	1:34.738	1	96	Brandon PAASCH	1:34.445
												Pole	

#19 - Withdrawn

Brands Hatch GP
Circuit Length = 2.4332 miles

Race Director :	Stewards :	Timekeeper :
-----------------	------------	--------------

Results can be found at www.britishsuperbike.com

Printed - 10:29 Sunday, 20 October 2019





POS	NO	CL	PIC NAME	NAT	ENTRY	LAPS	TIME	GAP	DIFF	MPH	BEST	ON
1	1		1 Brandon PAASCH	USA	KTM - FPW Racing	12	19:02.113			92.03	1:34.208	7
2	64		2 Asher DURHAM	GBR	Mahindra - Microlise Cresswell Racing	12	19:06.981	4.868	4.868	91.64	1:34.784	8
3	11		3 Dan JONES	GBR	KTM - City Lifting/RS Racing	12	19:07.173	5.060	0.192	91.63	1:34.832	10
4	21		4 Jerry van de BUNT	NED	KTM - Raha61/LJ-Racing	12	19:16.455	14.342	9.282	90.89	1:35.358	8
5	14		5 Jack NIXON	GBR	KTM - Santander Salt	12	19:16.703	14.590	0.248	90.87	1:35.369	11
6	25		6 Mike BROUWERS	NED	Mahindra - Microlise Cresswell Racing	12	19:17.071	14.958	0.368	90.84	1:35.349	10
7	7		7 Edmund BEST	GBR	KTM - SymCirrus Motorsport	12	19:17.171	15.058	0.100	90.84	1:35.469	7
8	5		8 Osian JONES	GBR	KTM - SymCirrus Motorsport	12	19:49.356	47.243	32.185	88.38	1:37.859	12
9	72	S	1 Cameron HORSMAN	GBR	Honda - Nova Racing/SP 125	12	19:49.458	47.345	0.102	88.37	1:37.911	11
10	16	S	2 Harvey CLARIDGE	GBR	Honda - Nova Racing/SP 125	12	20:01.766	59.653	12.308	87.46	1:38.767	5
11	54		9 Sam BURMAN	GBR	KTM - TeamWNT Burman Racing	12	20:08.735	1:06.622	6.969	86.96	1:39.810	8
12	17	S	3 Franco BOURNE	GBR	Honda - Franco Bourne / SP125	12	20:09.053	1:06.940	0.318	86.94	1:39.486	9
13	37	S	4 Corey TINKER	GBR	Honda - Microlise Cresswell Racing	12	20:15.224	1:13.111	6.171	86.50	1:39.676	11
14	57	S	5 Josh HIATT	GBR	Honda - Sorrymate.com	12	20:23.205	1:21.092	7.981	85.93	1:40.799	6
15	35	S	6 Jeremy KNIGHT	GBR	Honda - Jeremy Knight Racing / SP125	12	20:23.875	1:21.762	0.670	85.88	1:40.817	9
16	3	S	7 Harrison DESSOY	GBR	Honda - Microlise Cresswell Racing	12	20:42.029	1:39.916	18.154	84.63	1:41.748	10
17	48		10 Sharni PINFOLD	AUS	KTM - City Lifting/RS Racing	12	20:42.203	1:40.090	0.174	84.62	1:42.083	10
18	18	S	8 Jodie FIELDHOUSE	GBR	Honda - Go Pink Racing	12	20:42.550	1:40.437	0.347	84.59	1:41.700	11
19	56	S	9 Bradley WILSON	GBR	Honda - B.Wilson Racing	11	19:41.516	1 Lap	1 Lap	81.55	1:45.299	2

NOT CLASSIFIED

DNF	45		Scott SWANN	GBR	IFS KTM - IFS Team Swann Racing	11	17:42.411	1 Lap		90.69	1:35.654	7
DNF	70		Joshua WHATLEY	GBR	KTM - KRP	2	3:15.981	10 Laps	9 Laps	89.39	1:35.449	2
DNF	66	S	Annabel THOMAS	GBR	Honda - Four Anjels Racing	1	1:50.857	11 Laps	1 Lap	79.01		

FASTEST LAP

	1		Brandon PAASCH	USA	KTM - FPW Racing	7	1:34.208			92.98 mph	149.64 kph	
	72	S	Cameron HORSMAN	GBR	Honda - Nova Racing/SP 125	11	1:37.911			89.46 mph	143.98 kph	

Weather / Track : Cloudy / Dry

These results are provisional until the conclusion of any judicial and technical matters.

Brands Hatch GP

Circuit Length = 2.4332 miles

Start: 14:28 Flag 14:47 End: 14:50

Race Director :	Stewards :	Timekeeper :
-----------------	------------	--------------

Results can be found at www.britishsuperbike.com

Printed - 14:50 Sunday, 20 October 2019

MCRCB BULLETIN TK286

2019 Bennetts British Superbike Championship - Dickies Round 12

2019 HEL Performance British Motostar Championship

RACE 11 - POSITION CHART

No	Name	Lap Pos	Lap												
			1	2	3	4	5	6	7	8	9	10	11	12	
1	PAASCH	1	1	70	1	1	1	1	1	1	1	1	1	1	1
70	WHATLEY	2	70	1	64	64	64	64	64	64	64	64	11	11	64
64	DURHAM	3	64	64	11	11	11	11	11	11	11	11	64	64	11
11	JONES	4	11	11	7	7	25	25	25	25	7	25	25	21	
7	BEST	5	14	14	21	25	7	7	7	7	25	7	21	14	
21	van de BUNT	6	21	21	25	14	14	21	14	21	21	21	7	25	
14	NIXON	7	45	7	14	21	21	14	21	14	14	14	14	7	
45	SWANN	8	7	25	45	45	45	45	45	45	45	45	45	5	
25	BROUWERS	9	25	45	5	5	72	72	72	72	72	72	72	72	
72	HORSMAN	10	5	5	72	72	5	5	5	5	5	5	5	16	
5	JONES	11	72	72	16	16	16	16	16	16	16	16	16	54	
16	CLARIDGE	12	16	16	54	54	54	54	54	54	54	54	54	17	
17	BOURNE	13	54	54	17	17	17	17	17	17	17	17	17	37	
54	BURMAN	14	17	17	57	57	37	37	37	37	37	37	37	57	
37	TINKER	15	57	57	35	35	35	57	57	57	57	57	57	35	
57	HIATT	16	35	35	37	37	57	35	35	35	35	35	35	3	
48	PINFOLD	17	66	37	48	48	48	48	48	48	3	3	3	48	
18	FIELDHOUSE	18	18	18	3	3	3	3	3	3	48	48	48	18	
66	THOMAS	19	3	48	18	18	18	18	18	18	18	18	18		
35	KNIGHT	20	48	3	56	56	56	56	56	56	56	56	56		
3	DESSOY	21	37	56											
56	WILSON	22	56												

Weather / Track : Cloudy / Dry

Results can be found at www.tsl-timing.com

Brands Hatch GP
 Circuit Length = 2.4332 miles
 Start: 14:28 Flag 14:47 End: 14:50

Printed - 14:52 Sunday, 20 October 2019

MCRCB BULLETIN TK287

2019 Bennetts British Superbike Championship - Dickies Round 12

2019 HEL Performance British Motostar Championship

RACE 11 - SECTOR ANALYSIS



SECTOR 1 = FL to I1, SECTOR 2 = I1 to I2 SECTOR 3 = I2 to I3, SECTOR 4 = I3 to FL, DIFF = Difference To Personal Best Lap, P = Crossed Finish Line in Pit Lane, D = Time Disallowed

P1		1		Brandon PAASCH				KTM - FPW Racing				
IDEAL LAP TIME : 1:33.989		BEST LAP TIME : 1:34.208				DIFFERENCE : 0.219						
LAP	SECTOR 1	SECTOR 2		SECTOR 3		SECTOR 4		LAP TIME	MPH	DIFF	TIME OF DAY	
1 -		106.8	17.332	129.3	25.173	87.9	23.031	123.3	1:40.513	87.15	6.305	14:30:38.074
2 -	30.377	107.5	17.504	130.5	24.985	91.3	22.698	126.8	1:35.564	91.66	1.356	14:32:13.638
3 -	30.462	105.8	17.427	129.0	25.132	91.6	22.856	123.5	1:35.877	91.36	1.669	14:33:49.515
4 -	29.765	106.6	17.257	129.8	25.092	91.4	22.717	124.0	1:34.831	92.37	0.623	14:35:24.346
5 -	29.579	106.6	17.181	130.0	24.859	92.8	22.720	123.5	1:34.339	92.85	0.131	14:36:58.685
6 -	29.501	107.3	17.114	129.8	24.900	90.5	22.800	124.2	1:34.315 (3)	92.87	0.107	14:38:33.000
7 -	29.547	107.5	17.117	130.3	24.887	91.9	22.657	124.2	1:34.208 (1)	92.98		14:40:07.208
8 -	29.756	107.7	17.175	130.0	24.973	91.9	22.621	124.7	1:34.525	92.67	0.317	14:41:41.733
9 -	29.585	107.2	17.116	130.5	25.032	90.9	22.553	125.4	1:34.286 (2)	92.90	0.078	14:43:16.019
10 -	29.660	106.8	17.251	129.8	24.866	92.8	22.637	124.5	1:34.414	92.78	0.206	14:44:50.433
11 -	29.782	106.8	17.182	130.3	24.821	94.7	22.765	123.5	1:34.550	92.64	0.342	14:46:24.983
12 -	29.611	107.2	17.203	130.3	25.097	90.8	22.780	122.9	1:34.691	92.50	0.483	14:47:59.674

P2		64		Asher DURHAM				Mahindra - Microlise Cresswell Racing				
IDEAL LAP TIME : 1:34.530		BEST LAP TIME : 1:34.784				DIFFERENCE : 0.254						
LAP	SECTOR 1	SECTOR 2		SECTOR 3		SECTOR 4		LAP TIME	MPH	DIFF	TIME OF DAY	
1 -		105.6	17.447	129.0	25.179	85.7	22.898	125.2	1:40.983	86.74	6.199	14:30:38.544
2 -	30.175	106.0	17.365	130.8	25.033	85.2	22.752	126.1	1:35.325	91.89	0.541	14:32:13.869
3 -	30.454	102.6	17.452	128.5	25.177	85.9	22.782	124.7	1:35.865	91.37	1.081	14:33:49.734
4 -	30.010	106.0	17.378	128.3	24.927	86.3	22.734	124.2	1:35.049	92.16	0.265	14:35:24.783
5 -	29.754	105.8	17.239	128.3	25.013	85.7	22.932	123.1	1:34.938	92.26	0.154	14:36:59.721
6 -	29.961	106.0	17.416	127.8	25.050	86.5	22.858	123.1	1:35.285	91.93	0.501	14:38:35.006
7 -	29.819	106.3	17.324	128.0	24.894	89.0	22.792	123.5	1:34.829 (2)	92.37	0.045	14:40:09.835
8 -	29.884	106.3	17.292	128.3	24.943	87.9	22.665	124.0	1:34.784 (1)	92.41		14:41:44.619
9 -	29.842	105.6	17.437	128.3	24.950	86.7	22.786	123.8	1:35.015	92.19	0.231	14:43:19.634
10 -	29.895	105.1	17.375	128.5	25.063	88.6	22.773	123.3	1:35.106	92.10	0.322	14:44:54.740
11 -	29.749	106.5	17.421	128.5	24.953	89.0	22.801	123.5	1:34.924	92.28	0.140	14:46:29.664
12 -	29.792	106.1	17.380	127.5	25.058	89.5	22.648	124.0	1:34.878 (3)	92.32	0.094	14:48:04.542

P3		11		Dan JONES				KTM - City Lifting/RS Racing				
IDEAL LAP TIME : 1:34.548		BEST LAP TIME : 1:34.832				DIFFERENCE : 0.284						
LAP	SECTOR 1	SECTOR 2		SECTOR 3		SECTOR 4		LAP TIME	MPH	DIFF	TIME OF DAY	
1 -		107.2	17.327	131.0	25.641	90.4	22.834	126.1	1:41.395	86.39	6.563	14:30:38.956
2 -	30.160	108.0	17.171	133.1	25.104	89.3	22.871	125.6	1:35.306	91.91	0.474	14:32:14.262
3 -	30.213	106.0	17.267	131.3	25.425	88.0	22.815	126.6	1:35.720	91.51	0.888	14:33:49.982
4 -	30.128	107.3	17.241	131.0	25.120	87.2	22.728	125.6	1:35.217	91.99	0.385	14:35:25.199
5 -	29.979	107.5	17.152	131.3	25.050	91.0	22.748	125.4	1:34.929	92.27	0.097	14:37:00.128
6 -	29.963	108.0	17.192	131.8	25.039	89.5	22.875	125.9	1:35.069	92.14	0.237	14:38:35.197
7 -	29.886	108.2	17.110	131.0	25.096	90.1	22.755	126.1	1:34.847 (2)	92.35	0.015	14:40:10.044
8 -	30.014	107.7	17.065	132.1	25.162	90.0	22.614	126.1	1:34.855 (3)	92.34	0.023	14:41:44.899
9 -	29.977	107.7	17.107	132.6	25.192	89.3	22.709	126.3	1:34.985	92.22	0.153	14:43:19.884
10 -	29.989	107.2	17.088	130.8	25.192	89.2	22.563	126.1	1:34.832 (1)	92.37		14:44:54.716
11 -	30.005	107.7	17.226	127.5	25.135	88.8	22.558	127.0	1:34.924	92.28	0.092	14:46:29.640
12 -	29.945	108.2	17.222	129.5	25.223	90.9	22.704	124.2	1:35.094	92.11	0.262	14:48:04.734

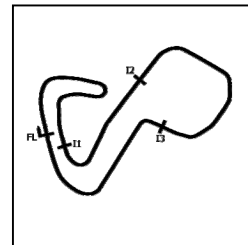
Weather / Track : Cloudy / Dry

Brands Hatch GP
 Circuit Length = 2.4332 miles
 Start: 14:28 Flag 14:47 End: 14:50

2019 Bennetts British Superbike Championship - Dickies Round 12

2019 HEL Performance British Motostar Championship

RACE 11 - SECTOR ANALYSIS



SECTOR 1 = FL to I1, SECTOR 2 = I1 to I2 SECTOR 3 = I2 to I3, SECTOR 4 = I3 to FL, DIFF = Difference To Personal Best Lap, P = Crossed Finish Line in Pit Lane, D = Time Disallowed

P4 21		Jerry van de BUNT				KTM - Raha61/LJ-Racing						
IDEAL LAP TIME : 1:34.966		BEST LAP TIME : 1:35.358				DIFFERENCE : 0.392						
LAP	SECTOR 1	SECTOR 2		SECTOR 3		SECTOR 4		LAP TIME	MPH	DIFF	TIME OF DAY	
1 -		105.6	17.322	132.1	25.481	86.5	22.864	127.0	1:41.993	85.88	6.635	14:30:39.554
2 -	30.767	105.8	17.158	132.8	25.134	89.1	22.952	122.6	1:36.011	91.23	0.653	14:32:15.565
3 -	30.586	106.1	17.327	131.0	25.538	88.3	23.431	124.2	1:36.882	90.41	1.524	14:33:52.447
4 -	30.857	106.5	17.368	133.4	25.283	87.8	22.708	128.0	1:36.216	91.04	0.858	14:35:28.663
5 -	30.499	104.5	17.230	133.1	25.054	88.3	22.974	124.9	1:35.757	91.47	0.399	14:37:04.420
6 -	30.368	106.0	17.211	132.1	25.447	86.4	22.822	124.0	1:35.848	91.39	0.490	14:38:40.268
7 -	30.456	103.8	17.184	133.1	25.197	85.5	22.757	123.1	1:35.594 (3)	91.63	0.236	14:40:15.862
8 -	30.355	105.6	17.150	132.8	25.257	91.1	22.596	127.5	1:35.358 (1)	91.86		14:41:51.220
9 -	30.169	105.8	17.181	128.8	25.443	88.1	22.792	126.6	1:35.585 (2)	91.64	0.227	14:43:26.805
10 -	30.427	106.1	17.238	131.3	25.304	86.7	22.671	126.3	1:35.640	91.59	0.282	14:45:02.445
11 -	30.250	106.6	17.147	131.8	25.630	89.9	22.796	124.9	1:35.823	91.41	0.465	14:46:38.268
12 -	30.314	106.3	17.301	129.5	25.263	88.7	22.870	124.2	1:35.748	91.48	0.390	14:48:14.016

P5 14		Jack NIXON				KTM - Santander Salt						
IDEAL LAP TIME : 1:35.197		BEST LAP TIME : 1:35.369				DIFFERENCE : 0.172						
LAP	SECTOR 1	SECTOR 2		SECTOR 3		SECTOR 4		LAP TIME	MPH	DIFF	TIME OF DAY	
1 -		106.8	17.397	131.3	25.585	85.9	23.131	125.4	1:41.883	85.97	6.514	14:30:39.444
2 -	30.417	105.6	17.519	129.5	25.103	87.7	23.017	124.0	1:36.056	91.19	0.687	14:32:15.500
3 -	30.427	104.5	17.572	128.3	25.996	89.2	23.040	125.4	1:37.035	90.27	1.666	14:33:52.535
4 -	30.622	105.3	17.380	131.0	25.077	89.2	22.924	125.4	1:36.003	91.24	0.634	14:35:28.538
5 -	30.294	106.1	17.326	130.5	25.203	88.4	22.970	125.6	1:35.793	91.44	0.424	14:37:04.331
6 -	30.322	106.8	17.310	130.8	25.340	86.7	22.987	125.4	1:35.959	91.28	0.590	14:38:40.290
7 -	30.241	105.8	17.338	130.5	25.123	86.8	22.800	125.9	1:35.502 (2)	91.72	0.133	14:40:15.792
8 -	30.190	107.0	17.361	131.0	25.494	87.4	22.856	126.3	1:35.901	91.34	0.532	14:41:51.693
9 -	30.134	105.6	17.337	130.8	25.266	89.4	22.887	126.3	1:35.624 (3)	91.60	0.255	14:43:27.317
10 -	30.227	106.1	17.354	131.3	25.170	87.3	23.000	126.1	1:35.751	91.48	0.382	14:45:03.068
11 -	30.099	106.0	17.340	130.5	25.171	87.7	22.759	127.3	1:35.369 (1)	91.85		14:46:38.437
12 -	30.536	103.7	17.262	133.4	25.190	90.3	22.839	125.9	1:35.827	91.41	0.458	14:48:14.264

P6 25		Mike BROUWERS				Mahindra - Microlise Cresswell Racing						
IDEAL LAP TIME : 1:35.136		BEST LAP TIME : 1:35.349				DIFFERENCE : 0.213						
LAP	SECTOR 1	SECTOR 2		SECTOR 3		SECTOR 4		LAP TIME	MPH	DIFF	TIME OF DAY	
1 -		104.2	17.644	129.8	25.429	82.3	23.112	125.9	1:42.757	85.24	7.408	14:30:40.318
2 -	30.461	104.8	17.434	129.8	25.068	84.4	22.928	125.6	1:35.891	91.35	0.542	14:32:16.209
3 -	30.324	104.5	17.398	130.0	25.319	86.2	23.223	122.0	1:36.264	90.99	0.915	14:33:52.473
4 -	30.408	104.8	17.426	129.5	24.927	87.2	22.961	124.5	1:35.722	91.51	0.373	14:35:28.195
5 -	30.226	104.6	17.390	128.8	25.219	88.5	22.974	122.4	1:35.809	91.43	0.460	14:37:04.004
6 -	30.247	105.5	17.364	128.5	25.432	87.9	22.868	124.2	1:35.911	91.33	0.562	14:38:39.915
7 -	30.122	104.8	17.403	128.5	24.813	87.9	23.057	122.4	1:35.395 (2)	91.82	0.046	14:40:15.310
8 -	30.117	105.0	17.488	127.0	24.954	88.0	23.008	122.6	1:35.567 (3)	91.66	0.218	14:41:50.877
9 -	30.257	104.8	17.365	123.1	25.358	84.8	22.915	122.9	1:35.895	91.34	0.546	14:43:26.772
10 -	30.202	104.8	17.378	127.8	24.787	88.5	22.982	122.6	1:35.349 (1)	91.87		14:45:02.121
11 -	30.157	104.6	17.507	127.3	25.287	87.4	23.021	120.9	1:35.972	91.27	0.623	14:46:38.093
12 -	30.334	104.5	17.630	125.6	25.595	84.6	22.980	123.5	1:36.539	90.73	1.190	14:48:14.632

2019 Bennetts British Superbike Championship - Dickies Round 12

2019 HEL Performance British Motostar Championship

RACE 11 - SECTOR ANALYSIS



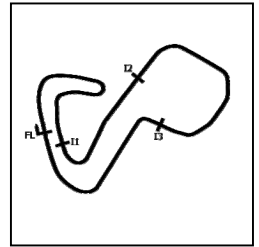
SECTOR 1 = FL to I1, SECTOR 2 = I1 to I2 SECTOR 3 = I2 to I3, SECTOR 4 = I3 to FL, DIFF = Difference To Personal Best Lap, P = Crossed Finish Line in Pit Lane, D = Time Disallowed

P7		7		Edmund BEST				KTM - SymCIRRUS Motorsport				
IDEAL LAP TIME : 1:35.296		BEST LAP TIME : 1:35.469		DIFFERENCE : 0.173								
LAP	SECTOR 1	SECTOR 2		SECTOR 3		SECTOR 4		LAP TIME	MPH	DIFF	TIME OF DAY	
1 -		104.8	17.642	127.3	25.796	85.1	23.160	123.5	1:42.649	85.33	7.180	14:30:40.210
2 -	30.386	104.3	17.414	127.5	25.183	89.2	22.952	122.2	1:35.935	91.31	0.466	14:32:16.145
3 -	30.201	104.5	17.404	128.8	25.319	91.4	23.267	121.1	1:36.191	91.06	0.722	14:33:52.336
4 -	30.037	104.6	17.583	124.9	25.114	90.4	23.058	120.6	1:35.792	91.44	0.323	14:35:28.128
5 -	30.061	104.3	17.504	125.9	25.183	92.3	23.150	120.9	1:35.898	91.34	0.429	14:37:04.026
6 -	30.060	104.5	17.521	125.6	25.265	90.9	23.071	120.0	1:35.917	91.32	0.448	14:38:39.943
7 -	30.153	105.5	17.393	128.0	25.102	90.1	22.821	122.9	1:35.469 (1)	91.75		14:40:15.412
8 -	30.071	105.6	17.463	126.3	25.186	90.6	22.856	123.8	1:35.576 (2)	91.65	0.107	14:41:50.988
9 -	29.993	104.6	17.446	126.6	25.282	90.5	22.993	121.3	1:35.714	91.52	0.245	14:43:26.702
10 -	30.141	104.5	17.561	125.2	25.125	87.7	22.815	122.9	1:35.642 (3)	91.58	0.173	14:45:02.344
11 -	30.101	103.4	17.386	127.5	25.441	90.3	23.125	124.0	1:36.053	91.19	0.584	14:46:38.397
12 -	30.381	105.6	17.447	128.0	25.265	90.6	23.242	123.8	1:36.335	90.93	0.866	14:48:14.732

P8		5		Osian JONES				KTM - SymCIRRUS Motorsport				
IDEAL LAP TIME : 1:37.498		BEST LAP TIME : 1:37.859		DIFFERENCE : 0.361								
LAP	SECTOR 1	SECTOR 2		SECTOR 3		SECTOR 4		LAP TIME	MPH	DIFF	TIME OF DAY	
1 -		102.6	18.739	124.0	26.243	82.0	23.492	122.9	1:45.923	82.69	8.064	14:30:43.484
2 -	31.422	104.2	18.122	126.1	26.041	81.0	23.851	120.2	1:39.436	88.09	1.577	14:32:22.920
3 -	31.435	103.4	18.034	125.9	25.889	82.7	23.656	121.5	1:39.014	88.47	1.155	14:34:01.934
4 -	31.301	103.7	18.101	125.9	25.899	85.8	23.641	120.9	1:38.942	88.53	1.083	14:35:40.876
5 -	31.249	103.8	18.660	115.9	26.097	83.7	23.342	122.0	1:39.348	88.17	1.489	14:37:20.224
6 -	30.952	104.0	18.048	123.1	25.817	86.3	23.436	118.7	1:38.253	89.15	0.394	14:38:58.477
7 -	31.074	104.5	17.978	122.9	25.734	84.9	23.539	118.1	1:38.325	89.09	0.466	14:40:36.802
8 -	31.059	100.9	18.014	126.6	25.718	84.6	23.456	121.7	1:38.247	89.16	0.388	14:42:15.049
9 -	30.965	104.6	17.999	126.1	25.649	85.8	23.490	115.9	1:38.103	89.29	0.244	14:43:53.152
10 -	31.113	105.1	17.856	125.6	25.665	84.0	23.343	117.7	1:37.977 (3)	89.40	0.118	14:45:31.129
11 -	31.015	104.2	17.865	125.6	25.497	83.9	23.552	116.3	1:37.929 (2)	89.45	0.070	14:47:09.058
12 -	30.952	104.0	17.977	125.4	25.737	84.6	23.193	122.2	1:37.859 (1)	89.51		14:48:46.917

P9		72 S		Cameron HORSMAN				Honda - Nova Racing/SP 125				
IDEAL LAP TIME : 1:37.721		BEST LAP TIME : 1:37.911		DIFFERENCE : 0.190								
LAP	SECTOR 1	SECTOR 2		SECTOR 3		SECTOR 4		LAP TIME	MPH	DIFF	TIME OF DAY	
1 -		100.4	18.545	120.6	25.925	85.2	23.865	115.7	1:45.953	82.67	8.042	14:30:43.514
2 -	31.569	100.4	18.255	122.6	25.766	83.8	23.998	119.8	1:39.588	87.96	1.677	14:32:23.102
3 -	31.464	99.7	18.229	121.7	25.645	81.2	23.680	119.8	1:39.018	88.46	1.107	14:34:02.120
4 -	31.320	100.4	18.286	121.3	25.674	81.6	23.718	118.5	1:38.998	88.48	1.087	14:35:41.118
5 -	31.204	100.3	18.328	120.0	25.553	85.9	23.736	115.7	1:38.821	88.64	0.910	14:37:19.939
6 -	30.905	100.1	18.188	119.1	25.710	86.5	23.638	116.1	1:38.441	88.98	0.530	14:38:58.380
7 -	30.822	100.9	18.130	119.4	25.665	86.1	23.697	116.1	1:38.314	89.10	0.403	14:40:36.694
8 -	30.759	100.3	18.087	119.4	25.760	87.1	23.615	116.3	1:38.221	89.18	0.310	14:42:14.915
9 -	30.715	100.3	18.044	119.4	25.646	86.3	23.714	115.9	1:38.119	89.27	0.208	14:43:53.034
10 -	30.617	101.2	18.109	118.5	25.713	88.8	23.557	116.1	1:37.996 (2)	89.38	0.085	14:45:31.030
11 -	30.628	100.6	17.994	119.4	25.566	86.9	23.723	116.1	1:37.911 (1)	89.46		14:47:08.941
12 -	30.680	100.6	18.083	118.9	25.711	85.1	23.604	116.1	1:38.078 (3)	89.31	0.167	14:48:47.019

RACE 11 - SECTOR ANALYSIS



SECTOR 1 = FL to I1, SECTOR 2 = I1 to I2 SECTOR 3 = I2 to I3, SECTOR 4 = I3 to FL, DIFF = Difference To Personal Best Lap, P = Crossed Finish Line in Pit Lane, D = Time Disallowed

P10 16 S		Harvey CLARIDGE		Honda - Nova Racing/SP 125								
IDEAL LAP TIME : 1:38.595		BEST LAP TIME : 1:38.767		DIFFERENCE : 0.172								
LAP	SECTOR 1	SECTOR 2	SECTOR 3	SECTOR 4	LAP TIME	MPH	DIFF	TIME OF DAY				
1 -		98.5	18.572	118.9	26.489	83.1	23.859	118.5	1:46.618	82.16	7.851	14:30:44.179
2 -	31.150	101.3	18.066	123.5	26.058	83.5	23.866	120.2	1:39.140	88.35	0.373	14:32:23.319
3 -	31.438	101.2	18.086	123.5	25.864	83.7	23.829	119.4	1:39.217	88.28	0.450	14:34:02.536
4 -	31.175	101.0	18.035	122.9	25.965	83.5	23.778	119.1	1:38.953	(3)	88.52	14:35:41.489
5 -	31.070	100.9	18.153	121.3	25.889	85.2	23.655	118.1	1:38.767	(1)	88.69	14:37:20.256
6 -	31.144	101.5	18.145	122.6	25.835	90.1	23.837	117.5	1:38.961	88.51	0.194	14:38:59.217
7 -	31.217	101.0	18.078	121.7	25.855	83.9	23.750	117.7	1:38.900	(2)	88.57	14:40:38.117
8 -	31.286	100.6	18.187	120.6	26.138	87.6	23.988	116.9	1:39.599	87.95	0.832	14:42:17.716
9 -	31.244	100.3	18.366	120.2	26.329	84.3	24.072	116.1	1:40.011	87.58	1.244	14:43:57.727
10 -	31.359	100.4	18.344	119.6	26.235	84.5	24.212	116.1	1:40.150	87.46	1.383	14:45:37.877
11 -	31.415	100.3	18.319	119.4	26.333	86.2	24.216	115.9	1:40.283	87.35	1.516	14:47:18.160
12 -	31.681	99.8	18.468	119.4	26.643	81.6	24.375	116.1	1:41.167	86.58	2.400	14:48:59.327

P11 54		Sam BURMAN		KTM - TeamWNT Burman Racing								
IDEAL LAP TIME : 1:39.578		BEST LAP TIME : 1:39.810		DIFFERENCE : 0.232								
LAP	SECTOR 1	SECTOR 2	SECTOR 3	SECTOR 4	LAP TIME	MPH	DIFF	TIME OF DAY				
1 -		101.8	18.028	125.4	26.522	83.4	23.772	123.5	1:46.702	82.09	6.892	14:30:44.263
2 -	32.078	101.6	17.992	128.8	26.254	82.2	23.826	123.5	1:40.150	87.46	0.340	14:32:24.413
3 -	31.980	98.5	18.116	128.0	26.577	81.7	23.808	122.6	1:40.481	87.17	0.671	14:34:04.894
4 -	32.169	101.0	18.032	128.3	26.510	85.3	23.919	122.0	1:40.630	87.05	0.820	14:35:45.524
5 -	32.067	100.9	18.088	128.3	26.384	84.7	23.768	122.0	1:40.307	87.33	0.497	14:37:25.831
6 -	31.890	102.1	17.905	128.8	26.379	85.1	23.793	122.6	1:39.967	(3)	87.62	14:39:05.798
7 -	31.688	102.2	18.014	128.0	26.299	86.4	23.819	122.4	1:39.820	(2)	87.75	14:40:45.618
8 -	31.701	101.5	17.957	128.0	26.421	87.0	23.731	122.2	1:39.810	(1)	87.76	14:42:25.428
9 -	31.766	102.1	18.065	128.0	26.415	87.7	23.794	122.2	1:40.040	87.56	0.230	14:44:05.468
10 -	31.826	99.2	18.019	127.5	26.448	84.8	23.847	122.4	1:40.140	87.47	0.330	14:45:45.608
11 -	31.784	101.6	17.960	127.3	26.582	84.9	23.820	122.6	1:40.146	87.47	0.336	14:47:25.754
12 -	31.795	100.9	18.091	127.5	26.691	85.1	23.965	122.9	1:40.542	87.12	0.732	14:49:06.296

P12 17 S		Franco BOURNE		Honda - Franco Bourne / SP125								
IDEAL LAP TIME : 1:39.466		BEST LAP TIME : 1:39.486		DIFFERENCE : 0.020								
LAP	SECTOR 1	SECTOR 2	SECTOR 3	SECTOR 4	LAP TIME	MPH	DIFF	TIME OF DAY				
1 -		95.5	18.565	123.1	26.713	84.5	24.259	116.3	1:48.261	80.91	8.775	14:30:45.822
2 -	31.708	98.1	18.587	117.5	26.194	84.5	24.140	115.7	1:40.629	87.05	1.143	14:32:26.451
3 -	31.748	97.8	18.554	118.7	26.079	85.8	23.989	115.9	1:40.370	87.27	0.884	14:34:06.821
4 -	31.524	98.5	18.399	118.5	26.161	85.2	24.109	115.1	1:40.193	87.42	0.707	14:35:47.014
5 -	31.456	98.3	18.361	119.6	25.918	84.6	24.029	115.1	1:39.764	(3)	87.80	14:37:26.778
6 -	31.550	97.8	18.674	118.5	26.134	85.7	23.954	115.7	1:40.312	87.32	0.826	14:39:07.090
7 -	31.316	97.8	18.429	119.1	26.024	85.5	23.942	116.1	1:39.711	(2)	87.85	14:40:46.801
8 -	31.355	98.5	18.579	118.7	26.007	85.4	23.966	115.3	1:39.907	87.67	0.421	14:42:26.708
9 -	31.320	98.1	18.376	118.7	25.919	85.3	23.871	115.1	1:39.486	(1)	88.05	14:44:06.194
10 -	31.405	98.1	18.585	118.5	25.986	86.7	24.003	115.7	1:39.979	87.61	0.493	14:45:46.173
11 -	31.556	97.9	18.441	118.9	26.088	84.5	23.970	116.7	1:40.055	87.55	0.569	14:47:26.228
12 -	31.591	98.1	18.610	118.9	26.017	83.1	24.168	116.9	1:40.386	87.26	0.900	14:49:06.614

RACE 11 - SECTOR ANALYSIS



SECTOR 1 = FL to I1, SECTOR 2 = I1 to I2 SECTOR 3 = I2 to I3, SECTOR 4 = I3 to FL, DIFF = Difference To Personal Best Lap, P = Crossed Finish Line in Pit Lane, D = Time Disallowed

P13		37 S		Corey TINKER				Honda - Microlise Cresswell Racing				
IDEAL LAP TIME : 1:39.537		BEST LAP TIME : 1:39.676				DIFFERENCE : 0.139						
LAP	SECTOR 1	SECTOR 2	SECTOR 3	SECTOR 4	LAP TIME	MPH	DIFF	TIME OF DAY				
1 -		99.4	18.314	121.1	27.102	81.4	24.180	116.9	1:52.552	77.82	12.876	14:30:50.113
2 -	31.894	98.6	18.344	120.0	26.734	82.9	24.224	114.5	1:41.196	86.56	1.520	14:32:31.309
3 -	31.328	100.0	18.324	119.1	26.704	83.3	24.057	115.3	1:40.413	87.23	0.737	14:34:11.722
4 -	31.139	99.8	18.288	119.6	26.383	81.5	24.097	115.9	1:39.907 (2)	87.67	0.231	14:35:51.629
5 -	31.372	98.9	18.121	120.9	26.825	86.2	24.306	114.7	1:40.624	87.05	0.948	14:37:32.253
6 -	31.092	99.8	18.325	118.1	26.505	80.4	24.225	114.3	1:40.147	87.46	0.471	14:39:12.400
7 -	31.164	100.1	18.237	118.3	26.448	81.6	24.165	114.3	1:40.014 (3)	87.58	0.338	14:40:52.414
8 -	31.320	100.4	18.275	117.9	26.395	82.1	24.269	114.3	1:40.259	87.37	0.583	14:42:32.673
9 -	31.212	99.4	18.379	118.5	26.383	83.4	24.146	113.9	1:40.120	87.49	0.444	14:44:12.793
10 -	31.201	99.2	18.339	117.3	26.545	82.4	24.189	114.3	1:40.274	87.35	0.598	14:45:53.067
11 -	31.171	100.4	18.181	117.3	26.350	84.2	23.974	114.7	1:39.676 (1)	87.88		14:47:32.743
12 -	31.286	100.3	18.163	118.3	26.474	84.9	24.119	114.7	1:40.042	87.56	0.366	14:49:12.785

P14		57 S		Josh HIATT				Honda - Sorrymate.com				
IDEAL LAP TIME : 1:40.443		BEST LAP TIME : 1:40.799				DIFFERENCE : 0.356						
LAP	SECTOR 1	SECTOR 2	SECTOR 3	SECTOR 4	LAP TIME	MPH	DIFF	TIME OF DAY				
1 -		100.1	18.400	120.9	27.020	87.4	24.145	116.7	1:48.407	80.80	7.608	14:30:45.968
2 -	32.028	98.9	18.177	121.5	26.603	83.9	24.256	114.9	1:41.064	86.67	0.265	14:32:27.032
3 -	31.992	100.0	18.274	120.0	26.593	83.8	24.268	114.7	1:41.127	86.62	0.328	14:34:08.159
4 -	32.038	99.8	18.422	117.9	27.024	82.8	24.769	113.1	1:42.253	85.66	1.454	14:35:50.412
5 -	32.288	98.3	18.339	118.3	26.807	86.2	24.528	111.8	1:41.962	85.91	1.163	14:37:32.374
6 -	31.901	101.0	18.315	119.1	26.403	88.7	24.180	114.1	1:40.799 (1)	86.90		14:39:13.173
7 -	31.733	99.4	18.273	117.9	26.467	85.9	24.404	114.3	1:40.877 (2)	86.83	0.078	14:40:54.050
8 -	31.718	99.5	18.333	117.9	26.620	86.3	24.321	113.9	1:40.992 (3)	86.73	0.193	14:42:35.042
9 -	31.872	98.9	18.262	118.3	26.555	84.9	24.328	113.1	1:41.017	86.71	0.218	14:44:16.059
10 -	32.028	99.5	18.382	117.1	26.658	88.0	24.391	113.3	1:41.459	86.33	0.660	14:45:57.518
11 -	32.009	99.5	18.341	117.3	26.666	87.1	24.321	112.5	1:41.337	86.44	0.538	14:47:38.855
12 -	32.194	99.7	18.488	116.9	26.795	87.4	24.434	114.1	1:41.911	85.95	1.112	14:49:20.766

P15		35 S		Jeremy KNIGHT				Honda - Jeremy Knight Racing / SP125				
IDEAL LAP TIME : 1:40.254		BEST LAP TIME : 1:40.817				DIFFERENCE : 0.563						
LAP	SECTOR 1	SECTOR 2	SECTOR 3	SECTOR 4	LAP TIME	MPH	DIFF	TIME OF DAY				
1 -		96.2	18.642	120.9	26.682	85.3	24.216	117.5	1:48.606	80.65	7.789	14:30:46.167
2 -	32.010	96.1	18.573	119.8	26.490	83.3	24.198	114.9	1:41.271	86.49	0.454	14:32:27.438
3 -	31.983	96.6	18.754	118.9	26.515	83.9	24.356	114.5	1:41.608	86.21	0.791	14:34:09.046
4 -	32.246	96.8	18.721	117.3	26.717	83.8	24.456	114.1	1:42.140	85.76	1.323	14:35:51.186
5 -	31.904	95.1	18.492	120.2	26.546	83.1	24.242	116.1	1:41.184	86.57	0.367	14:37:32.370
6 -	31.674	97.6	18.615	118.9	26.618	83.6	23.931	114.7	1:40.838 (2)	86.87	0.021	14:39:13.208
7 -	32.061	96.6	18.424	118.5	26.320	85.1	24.072	114.9	1:40.877 (3)	86.83	0.060	14:40:54.085
8 -	31.864	96.0	18.644	117.5	26.540	83.3	24.139	114.7	1:41.187	86.57	0.370	14:42:35.272
9 -	31.853	97.3	18.542	118.3	26.394	84.4	24.028	114.7	1:40.817 (1)	86.88		14:44:16.089
10 -	32.223	98.1	18.522	117.9	26.515	84.6	24.441	109.8	1:41.701	86.13	0.884	14:45:57.790
11 -	32.026	96.9	18.579	117.5	26.225	85.9	24.259	114.5	1:41.089	86.65	0.272	14:47:38.879
12 -	32.411	97.6	18.677	114.7	26.392	88.1	25.077	113.3	1:42.557	85.41	1.740	14:49:21.436

RACE 11 - SECTOR ANALYSIS



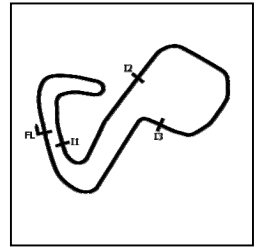
SECTOR 1 = FL to I1, SECTOR 2 = I1 to I2 SECTOR 3 = I2 to I3, SECTOR 4 = I3 to FL, DIFF = Difference To Personal Best Lap, P = Crossed Finish Line in Pit Lane, D = Time Disallowed

P16		3 S		Harrison DESOY				Honda - Microlise Cresswell Racing				
IDEAL LAP TIME : 1:41.519		BEST LAP TIME : 1:41.748				DIFFERENCE : 0.229						
LAP	SECTOR 1	SECTOR 2		SECTOR 3		SECTOR 4		LAP TIME	MPH	DIFF	TIME OF DAY	
1 -		92.1	18.853	121.7	27.835	75.0	24.908	117.7	1:51.951	78.24	10.203	14:30:49.512
2 -	33.635	92.1	18.677	121.3	27.337	74.7	24.803	118.3	1:44.452	83.86	2.704	14:32:33.964
3 -	32.855	93.2	18.606	122.2	27.815	75.6	24.844	117.5	1:44.120	84.13	2.372	14:34:18.084
4 -	32.420	99.7	18.503	121.7	27.566	74.0	24.701	115.7	1:43.190	84.89	1.442	14:36:01.274
5 -	32.213	97.3	18.543	122.2	27.065	74.9	24.490	116.3	1:42.311	85.61	0.563	14:37:43.585
6 -	32.200	97.5	18.383	122.2	27.185	77.7	24.556	117.9	1:42.324	85.60	0.576	14:39:25.909
7 -	32.146	95.4	18.541	122.4	27.162	78.6	24.362	116.5	1:42.211 (3)	85.70	0.463	14:41:08.120
8 -	32.462	99.4	18.406	122.9	27.305	78.5	24.212	117.7	1:42.385	85.55	0.637	14:42:50.505
9 -	32.085	96.6	18.493	123.1	27.240	80.1	24.265	116.5	1:42.083 (2)	85.81	0.335	14:44:32.588
10 -	31.902	100.4	18.497	121.3	27.022	80.1	24.327	115.7	1:41.748 (1)	86.09		14:46:14.336
11 -	32.215	99.4	18.551	121.1	27.118	78.8	24.754	116.1	1:42.638	85.34	0.890	14:47:56.974
12 -	32.315	94.9	18.499	121.3	27.231	76.6	24.571	116.5	1:42.616	85.36	0.868	14:49:39.590

P17		48		Sharni PINFOLD				KTM - City Lifting/RS Racing				
IDEAL LAP TIME : 1:41.653		BEST LAP TIME : 1:42.083				DIFFERENCE : 0.430						
LAP	SECTOR 1	SECTOR 2		SECTOR 3		SECTOR 4		LAP TIME	MPH	DIFF	TIME OF DAY	
1 -		95.1	19.018	118.3	27.996	79.3	24.802	117.3	1:52.110	78.13	10.027	14:30:49.671
2 -	33.288	96.8	18.581	121.1	27.350	80.1	24.886	117.1	1:44.105	84.14	2.022	14:32:33.776
3 -	32.798	92.9	18.824	117.3	27.416	81.5	24.651	114.7	1:43.689	84.48	1.606	14:34:17.465
4 -	32.541	96.5	18.770	117.7	27.196	81.1	24.685	114.3	1:43.192	84.88	1.109	14:36:00.657
5 -	32.232	95.8	18.645	118.7	26.985	81.2	24.689	114.1	1:42.551	85.41	0.468	14:37:43.208
6 -	32.351	97.3	18.597	118.5	26.893	83.5	24.580	114.9	1:42.421	85.52	0.338	14:39:25.629
7 -	32.357	98.6	18.465	118.3	27.009	84.4	24.400	114.9	1:42.231 (2)	85.68	0.148	14:41:07.860
8 -	32.146	96.9	18.695	118.1	26.829	84.0	24.679	114.5	1:42.349 (3)	85.58	0.266	14:42:50.209
9 -	32.084	97.5	18.668	118.3	26.963	84.5	24.898	116.3	1:42.613	85.36	0.530	14:44:32.822
10 -	32.317	97.6	18.567	119.6	26.905	80.5	24.294	115.9	1:42.083 (1)	85.81		14:46:14.905
11 -	32.065	97.1	18.608	119.6	26.927	81.2	24.760	115.5	1:42.360	85.57	0.277	14:47:57.265
12 -	32.273	95.3	18.754	120.0	26.963	79.4	24.509	116.7	1:42.499	85.46	0.416	14:49:39.764

P18		18 S		Jodie FIELDHOUSE				Honda - Go Pink Racing				
IDEAL LAP TIME : 1:41.574		BEST LAP TIME : 1:41.700				DIFFERENCE : 0.126						
LAP	SECTOR 1	SECTOR 2		SECTOR 3		SECTOR 4		LAP TIME	MPH	DIFF	TIME OF DAY	
1 -		94.7	18.935	122.4	27.548	77.8	24.941	116.1	1:51.653	78.45	9.953	14:30:49.214
2 -	33.177	96.5	18.928	120.6	27.364	77.7	24.989	115.7	1:44.458	83.85	2.758	14:32:33.672
3 -	33.650	96.2	18.920	121.5	27.335	76.2	24.813	117.1	1:44.718	83.65	3.018	14:34:18.390
4 -	32.854	97.1	18.638	120.6	27.220	76.2	24.837	115.9	1:43.549	84.59	1.849	14:36:01.939
5 -	32.569	98.2	18.819	120.6	27.068	77.8	24.649	116.3	1:43.105	84.96	1.405	14:37:45.044
6 -	32.426	96.9	18.779	120.0	26.947	80.4	24.539	116.3	1:42.691	85.30	0.991	14:39:27.735
7 -	32.324	97.8	18.613	120.0	27.043	78.9	24.588	116.7	1:42.568	85.40	0.868	14:41:10.303
8 -	32.304	95.4	18.761	119.8	26.843	79.7	24.378	116.5	1:42.286	85.64	0.586	14:42:52.589
9 -	32.234	98.5	18.623	119.8	26.938	78.6	24.328	116.5	1:42.123	85.77	0.423	14:44:34.712
10 -	32.142	97.5	18.547	120.2	26.686	78.9	24.412	116.5	1:41.787 (2)	86.06	0.087	14:46:16.499
11 -	32.013	98.1	18.600	119.8	26.696	80.0	24.391	116.9	1:41.700 (1)	86.13		14:47:58.199
12 -	32.156	98.2	18.554	121.1	26.724	77.4	24.478	117.1	1:41.912 (3)	85.95	0.212	14:49:40.111

RACE 11 - SECTOR ANALYSIS



SECTOR 1 = FL to I1, SECTOR 2 = I1 to I2 SECTOR 3 = I2 to I3, SECTOR 4 = I3 to FL, DIFF = Difference To Personal Best Lap, P = Crossed Finish Line in Pit Lane, D = Time Disallowed

P19 56 S		Bradley WILSON				Honda - B.Wilson Racing					
IDEAL LAP TIME : 1:45.191		BEST LAP TIME : 1:45.299				DIFFERENCE : 0.108					
LAP	SECTOR 1	SECTOR 2		SECTOR 3		SECTOR 4		LAP TIME	MPH	DIFF	TIME OF DAY
1 -	92.1	19.620	118.5	27.818	76.7	25.110	115.3	1:54.069	76.79	8.770	14:30:51.630
2 -	33.267	94.2	19.182	118.9	27.769	77.5	25.081	113.9	1:45.299 (1)	83.19	14:32:36.929
3 -	33.883	93.3	19.150	118.1	27.777	74.5	25.224	113.7	1:46.034 (3)	82.61	0.735 14:34:22.963
4 -	33.786	93.9	19.230	116.7	27.937	74.0	25.524	112.9	1:46.477	82.26	1.178 14:36:09.440
5 -	34.115	90.9	19.314	116.9	27.989	77.6	25.278	112.7	1:46.696	82.10	1.397 14:37:56.136
6 -	33.504	91.0	19.353	116.3	28.111	74.4	25.318	112.9	1:46.286	82.41	0.987 14:39:42.422
7 -	33.754	92.3	19.139	116.3	27.704	77.2	25.180	113.1	1:45.777 (2)	82.81	0.478 14:41:28.199
8 -	34.269	89.9	19.614	116.9	28.274	76.3	25.234	112.5	1:47.391	81.56	2.092 14:43:15.590
9 -	34.176	94.1	20.743	115.7	27.909	73.4	25.652	114.9	1:48.480	80.75	3.181 14:45:04.070
10 -	33.788	92.4	19.343	114.5	28.258	77.5	25.395	112.9	1:46.784	82.03	1.485 14:46:50.854
11 -	34.305	91.0	19.490	116.3	28.603	74.0	25.825	111.2	1:48.223	80.94	2.924 14:48:39.077

P20 45		Scott SWANN				IFS KTM - IFS Team Swann Racing					
IDEAL LAP TIME : 1:35.278		BEST LAP TIME : 1:35.654				DIFFERENCE : 0.376					
LAP	SECTOR 1	SECTOR 2		SECTOR 3		SECTOR 4		LAP TIME	MPH	DIFF	TIME OF DAY
1 -	103.4	17.497	129.5	25.685	83.9	23.154	124.2	1:42.480	85.47	6.826	14:30:40.041
2 -	30.826	98.3	17.622	130.3	25.307	83.9	23.137	125.2	1:36.892	90.40	1.238 14:32:16.933
3 -	30.211	102.6	17.690	129.3	25.186	85.8	23.020	125.9	1:36.107	91.14	0.453 14:33:53.040
4 -	30.477	105.6	17.545	130.5	25.199	83.5	22.991	124.0	1:36.212	91.04	0.558 14:35:29.252
5 -	30.229	105.1	17.406	129.8	25.020	83.0	23.055	125.2	1:35.710	91.52	0.056 14:37:04.962
6 -	30.233	105.0	17.295	131.3	25.198	85.0	22.976	125.2	1:35.702 (3)	91.53	0.048 14:38:40.664
7 -	30.249	105.3	17.313	130.8	25.138	85.1	22.954	125.2	1:35.654 (1)	91.57	14:40:16.318
8 -	30.109	105.0	17.316	131.0	25.276	84.0	23.056	125.9	1:35.757	91.47	0.103 14:41:52.075
9 -	30.231	103.4	17.808	128.5	25.107	87.6	23.009	125.4	1:36.155	91.10	0.501 14:43:28.230
10 -	30.010	103.7	17.620	129.0	25.075	85.2	22.953	124.9	1:35.658 (2)	91.57	0.004 14:45:03.888
11 -	30.140	104.2	17.596	128.5	25.154	86.3	23.194	124.0	1:36.084	91.16	0.430 14:46:39.972

P21 70		Joshua WHATLEY				KTM - KRP					
IDEAL LAP TIME : 1:35.189		BEST LAP TIME : 1:35.449				DIFFERENCE : 0.260					
LAP	SECTOR 1	SECTOR 2		SECTOR 3		SECTOR 4		LAP TIME	MPH	DIFF	TIME OF DAY
1 -	108.2	17.207	133.1	25.321	90.5	22.702	126.1	1:40.532	87.13	5.083	14:30:38.093
2 -	30.206	108.4	17.278	131.8	25.074	90.3	22.891	125.6	1:35.449 (1)	91.77	14:32:13.542

P22 66 S		Annabel THOMAS				Honda - Four Anjels Racing					
IDEAL LAP TIME : 1:43.048		BEST LAP TIME :				DIFFERENCE :					
LAP	SECTOR 1	SECTOR 2		SECTOR 3		SECTOR 4		LAP TIME	MPH	DIFF	TIME OF DAY
1 -	93.9	18.900	120.4	26.900	84.2	25.014	114.5	1:50.857	79.01		14:30:48.418

MCRCB BULLETIN TK288

2019 Bennetts British Superbike Championship - Dickies Round 12

2019 HEL Performance British Motostar Championship

RACE 11 - BEST SECTORS

SECTOR 1				SECTOR 2				SECTOR 3				SECTOR 4				IDEAL / BEST COMPARISON			
POS	NO	NAME	TIME	NO	NAME	TIME	NO	NAME	TIME	NO	NAME	TIME	POS	NO	NAME	IDEAL	BEST	DIFF	
																PERFECT LAP	1:33.906		
1	1	PAASCH	29.501	11	JONES	17.065	25	BROUWER	24.787	1	PAASCH	22.553	1	1	PAASCH	1:33.989	1:34.208	0.219	
2	64	DURHAM	29.749	1	PAASCH	17.114	1	PAASCH	24.821	11	JONES	22.558	2	64	DURHAM	1:34.530	1:34.784	0.254	
3	11	JONES	29.886	21	van de	17.147	64	DURHAM	24.894	21	van de	22.596	3	11	JONES	1:34.548	1:34.832	0.284	
4	7	BEST	29.993	70	WHATLEY	17.207	45	SWANN	25.020	64	DURHAM	22.648	4	21	van de BUNT	1:34.966	1:35.358	0.392	
5	45	SWANN	30.010	64	DURHAM	17.239	11	JONES	25.039	70	WHATLEY	22.702	5	25	BROUWERS	1:35.136	1:35.349	0.213	
6	14	NIXON	30.099	14	NIXON	17.262	21	van de	25.054	14	NIXON	22.759	6	70	WHATLEY	1:35.189	1:35.449	0.260	
7	25	BROUWER	30.117	45	SWANN	17.295	70	WHATLEY	25.074	7	BEST	22.815	7	14	NIXON	1:35.197	1:35.369	0.172	
8	21	van de	30.169	25	BROUWER	17.364	14	NIXON	25.077	25	BROUWER	22.868	8	45	SWANN	1:35.278	1:35.654	0.376	
9	70	WHATLEY	30.206	7	BEST	17.386	7	BEST	25.102	45	SWANN	22.953	9	7	BEST	1:35.296	1:35.469	0.173	
10	72	HORSMAN	30.617	5	JONES	17.856	5	JONES	25.497	5	JONES	23.193	10	5	JONES	1:37.498	1:37.859	0.361	
11	5	JONES	30.952	54	BURMAN	17.905	72	HORSMAN	25.553	72	HORSMAN	23.557	11	72	HORSMAN	1:37.721	1:37.911	0.190	
12	16	CLARIDG	31.070	72	HORSMAN	17.994	16	CLARIDG	25.835	16	CLARIDG	23.655	12	16	CLARIDGE	1:38.595	1:38.767	0.172	
13	37	TINKER	31.092	16	CLARIDG	18.035	17	BOURNE	25.918	54	BURMAN	23.731	13	17	BOURNE	1:39.466	1:39.486	0.020	
14	17	BOURNE	31.316	37	TINKER	18.121	35	KNIGHT	26.225	17	BOURNE	23.871	14	37	TINKER	1:39.537	1:39.676	0.139	
15	35	KNIGHT	31.674	57	HIATT	18.177	54	BURMAN	26.254	35	KNIGHT	23.931	15	54	BURMAN	1:39.578	1:39.810	0.232	
16	54	BURMAN	31.688	17	BOURNE	18.361	37	TINKER	26.350	37	TINKER	23.974	16	35	KNIGHT	1:40.254	1:40.817	0.563	
17	57	HIATT	31.718	3	DESSOY	18.383	57	HIATT	26.403	57	HIATT	24.145	17	57	HIATT	1:40.443	1:40.799	0.356	
18	3	DESSOY	31.902	35	KNIGHT	18.424	18	FIELDHO	26.686	3	DESSOY	24.212	18	3	DESSOY	1:41.519	1:41.748	0.229	
19	18	FIELDHO	32.013	48	PINFOLD	18.465	48	PINFOLD	26.829	48	PINFOLD	24.294	19	18	FIELDHOUSE	1:41.574	1:41.700	0.126	
20	48	PINFOLD	32.065	18	FIELDHO	18.547	66	THOMAS	26.900	18	FIELDHO	24.328	20	48	PINFOLD	1:41.653	1:42.083	0.430	
21	66	THOMAS	32.234	66	THOMAS	18.900	3	DESSOY	27.022	66	THOMAS	25.014	21	66	THOMAS	1:43.048			
22	56	WILSON	33.267	56	WILSON	19.139	56	WILSON	27.704	56	WILSON	25.081	22	56	WILSON	1:45.191	1:45.299	0.108	

Weather / Track : Cloudy / Dry

Results can be found at www.tsl-timing.com

Brands Hatch GP

Circuit Length = 2.4332 miles

Start: 14:28 Flag 14:47 End: 14:50

Printed - 14:53 Sunday, 20 October 2019

MCRCB BULLETIN TK289**2019 Bennetts British Superbike Championship - Dickies Round 12****2019 HEL Performance British Motostar Championship****RACE 11 - BEST SPEEDS**

POS	INTERMEDIATE 1			INTERMEDIATE 2			INTERMEDIATE 3			FINISH LINE		
	NO	NAME	MPH	NO	NAME	MPH	NO	NAME	MPH	NO	NAME	MPH
1	70	WHATLEY	108.4	21	van de BUNT	133.4	1	PAASCH	94.7	21	van de BUNT	128.0
2	11	JONES	108.2	14	NIXON	133.4	7	BEST	92.3	14	NIXON	127.3
3	1	PAASCH	107.7	11	JONES	133.1	21	van de BUNT	91.1	11	JONES	127.0
4	14	NIXON	107.0	70	WHATLEY	133.1	11	JONES	91.0	1	PAASCH	126.8
5	21	van de BUNT	106.6	45	SWANN	131.3	70	WHATLEY	90.5	64	DURHAM	126.1
6	64	DURHAM	106.5	64	DURHAM	130.8	14	NIXON	90.3	70	WHATLEY	126.1
7	7	BEST	105.6	1	PAASCH	130.5	16	CLARIDGE	90.1	25	BROUWERS	125.9
8	45	SWANN	105.6	25	BROUWERS	130.0	64	DURHAM	89.5	45	SWANN	125.9
9	25	BROUWERS	105.5	7	BEST	128.8	72	HORSMAN	88.8	7	BEST	124.0
10	5	JONES	105.1	54	BURMAN	128.8	57	HIATT	88.7	54	BURMAN	123.5
11	54	BURMAN	102.2	5	JONES	126.6	25	BROUWERS	88.5	5	JONES	122.9
12	16	CLARIDGE	101.5	16	CLARIDGE	123.5	35	KNIGHT	88.1	16	CLARIDGE	120.2
13	72	HORSMAN	101.2	17	BOURNE	123.1	54	BURMAN	87.7	72	HORSMAN	119.8
14	57	HIATT	101.0	3	DESSOY	123.1	45	SWANN	87.6	3	DESSOY	118.3
15	37	TINKER	100.4	72	HORSMAN	122.6	17	BOURNE	86.7	35	KNIGHT	117.5
16	3	DESSOY	100.4	18	FIELDHOUSE	122.4	5	JONES	86.3	48	PINFOLD	117.3
17	48	PINFOLD	98.6	57	HIATT	121.5	37	TINKER	86.2	18	FIELDHOUSE	117.1
18	17	BOURNE	98.5	37	TINKER	121.1	48	PINFOLD	84.5	17	BOURNE	116.9
19	18	FIELDHOUSE	98.5	48	PINFOLD	121.1	66	THOMAS	84.2	37	TINKER	116.9
20	35	KNIGHT	98.1	35	KNIGHT	120.9	18	FIELDHOUSE	80.4	57	HIATT	116.7
21	66	THOMAS	94.3	66	THOMAS	120.4	3	DESSOY	80.1	56	WILSON	115.3
22	56	WILSON	94.2	56	WILSON	118.9	56	WILSON	77.6	66	THOMAS	114.5

Weather / Track : Cloudy / Dry

Results can be found at www.tsl-timing.com

Brands Hatch GP

Circuit Length = 2.4332 miles

Start: 14:28 Flag 14:47 End: 14:50

Printed - 14:53 Sunday, 20 October 2019

MCRCB BULLETIN TK290

2019 Bennetts British Superbike Championship - Dickies Round 12

2019 HEL Performance British Motostar Championship

RACE 11 - STATISTICS

Competitors Started 22
Planned Start 2019-10-20 @ 14:20:00.000
Actual Start 2019-10-20 @ 14:28:57.560
Finish Time 2019-10-20 @ 14:47:59.673
Track Length 2.4332mi.
Total Laps 241
Total Distance Covered 586.4227mi.

Session Fastest Lap History

NO	CL	NAME	LAP TIME	TIME OF DAY	LAP	VEHICLE
70		Joshua WHATLEY	1:35.449	14:32:13.560	2	KTM
64		Asher DURHAM	1:35.325	14:32:13.891	2	Mahindra
11		Dan JONES	1:35.306	14:32:14.277	2	KTM
1		Brandon PAASCH	1:34.831	14:35:24.369	4	KTM
1		Brandon PAASCH	1:34.339	14:36:58.708	5	KTM
1		Brandon PAASCH	1:34.315	14:38:33.023	6	KTM
1		Brandon PAASCH	1:34.208	14:40:07.231	7	KTM

Session Leader History

NO	CL	NAME	FROM LAP	LAPS LED	DISTANCE	VEHICLE
1		Brandon PAASCH	1	1	2.43 miles	KTM
70		Joshua WHATLEY	2	1	2.43 miles	KTM
1		Brandon PAASCH	3	10	24.33 miles	KTM

Flag History

TYPE	TIME OF DAY
GREEN	14:28:57.560
FINISH	14:47:59.673

Flag Statistics

TYPE	COUNT	TOTAL LAPS	TOTAL TIME
Green	1	12	21:16.941
Red	0	0	0.000
Safety Car	0	0	0.000
FCY	0	0	0.000

Weather / Track : Cloudy / Dry

MCRCB BULLETIN TK290

2019 Bennetts British Superbike Championship - Dickies Round 12

2019 HEL Performance British Motostar Championship

RACE 11 - STATISTICS

CLASS :

12 Starters

Fastest Lap History

NO	NAME	LAP TIME	TIME OF DAY	LAP	VEHICLE
70	Joshua WHATLEY	1:35.449	14:32:13.560	2	KTM
64	Asher DURHAM	1:35.325	14:32:13.891	2	Mahindra
11	Dan JONES	1:35.306	14:32:14.277	2	KTM
1	Brandon PAASCH	1:34.831	14:35:24.369	4	KTM
1	Brandon PAASCH	1:34.339	14:36:58.708	5	KTM
1	Brandon PAASCH	1:34.315	14:38:33.023	6	KTM
1	Brandon PAASCH	1:34.208	14:40:07.231	7	KTM

Leader History

NO	NAME	FROM LAP	LAPS LED	DISTANCE	VEHICLE
1	Brandon PAASCH	1	1	2.43 miles	KTM
70	Joshua WHATLEY	2	1	2.43 miles	KTM
1	Brandon PAASCH	3	10	24.33 miles	KTM

Weather / Track : Cloudy / Dry

Results can be found at www.tsl-timing.com

Page 2 of 3

Brands Hatch GP
Circuit Length = 2.4332 miles
Start: 14:28 Flag 14:47 End: 14:50

Printed - 14:53 Sunday, 20 October 2019

MCRCB BULLETIN TK290

2019 Bennetts British Superbike Championship - Dickies Round 12

2019 HEL Performance British Motostar Championship

RACE 11 - STATISTICS

CLASS : S

10 Starters

Fastest Lap History

NO	NAME	LAP TIME	TIME OF DAY	LAP	VEHICLE
72	Cameron HORSMAN	1:39.588	14:32:23.124	2	Honda
16	Harvey CLARIDGE	1:39.140	14:32:23.341	2	Honda
72	Cameron HORSMAN	1:39.018	14:34:02.142	3	Honda
72	Cameron HORSMAN	1:38.998	14:35:41.141	4	Honda
16	Harvey CLARIDGE	1:38.953	14:35:41.511	4	Honda
72	Cameron HORSMAN	1:38.821	14:37:19.963	5	Honda
16	Harvey CLARIDGE	1:38.767	14:37:20.256	5	Honda
72	Cameron HORSMAN	1:38.441	14:38:58.403	6	Honda
72	Cameron HORSMAN	1:38.314	14:40:36.717	7	Honda
72	Cameron HORSMAN	1:38.221	14:42:14.938	8	Honda
72	Cameron HORSMAN	1:38.119	14:43:53.057	9	Honda
72	Cameron HORSMAN	1:37.996	14:45:31.053	10	Honda
72	Cameron HORSMAN	1:37.911	14:47:08.964	11	Honda

Leader History

NO	NAME	FROM LAP	LAPS LED	DISTANCE	VEHICLE
72	Cameron HORSMAN	1	12	29.19 miles	Honda

Weather / Track : Cloudy / Dry

Results can be found at www.tsl-timing.com

Page 3 of 3

Brands Hatch GP
Circuit Length = 2.4332 miles
Start: 14:28 Flag 14:47 End: 14:50

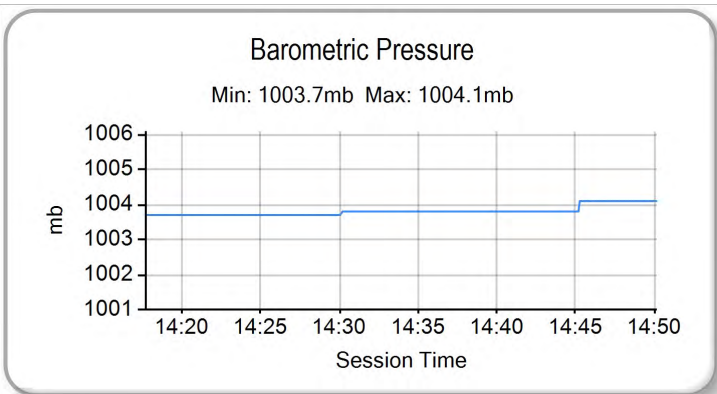
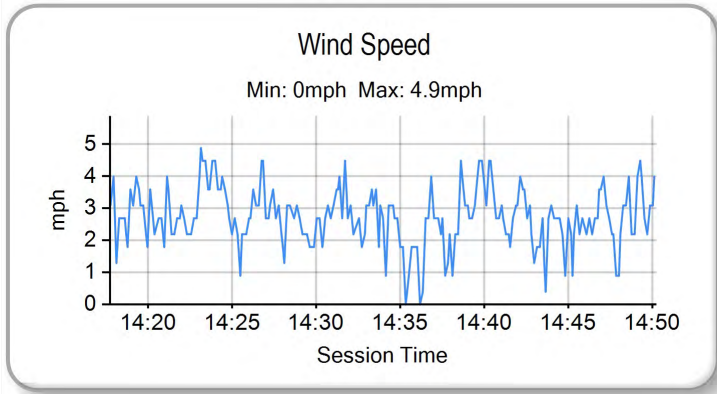
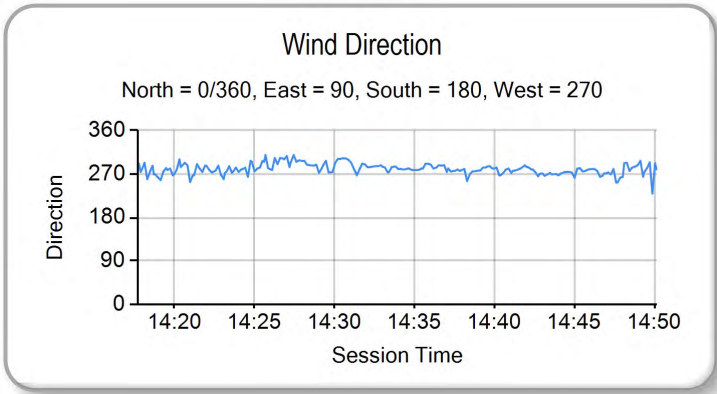
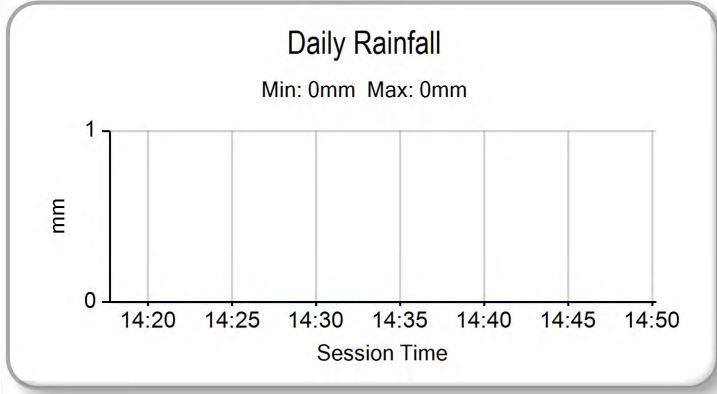
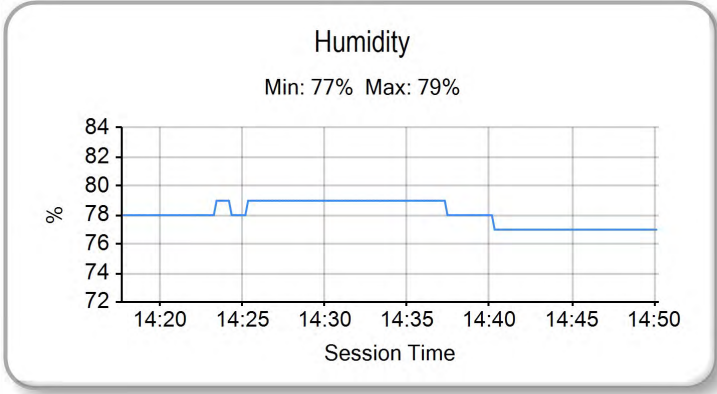
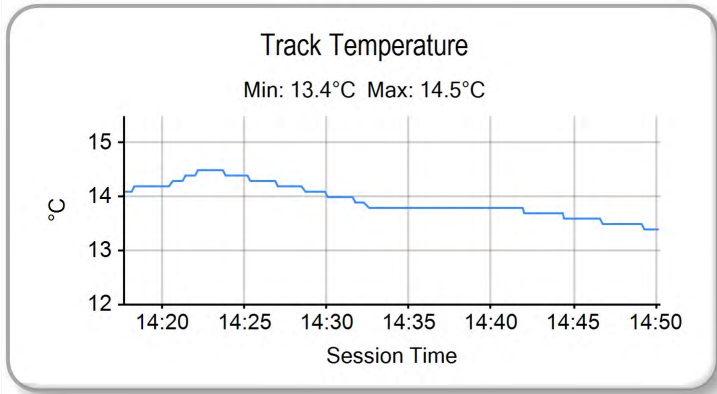
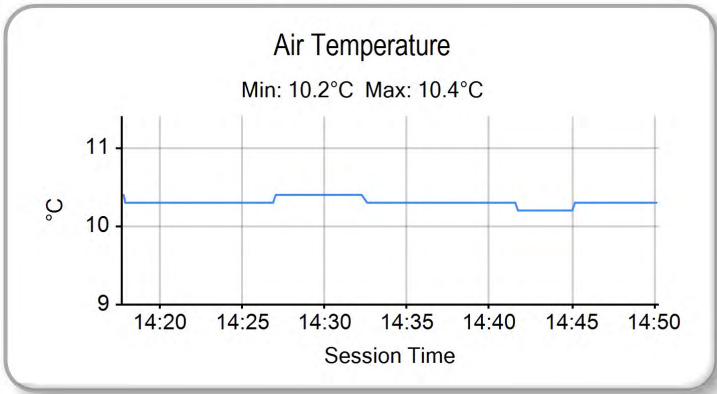
Printed - 14:53 Sunday, 20 October 2019

MCRCB BULLETIN TK291

2019 Bennetts British Superbike Championship - Dickies Round 12

2019 HEL Performance British Motostar Championship

RACE 11 - WEATHER CONDITIONS



Weather / Track : Cloudy / Dry

Results can be found at www.tsl-timing.com

Brands Hatch GP
Circuit Length = 2.4332 miles
Start: 14:28 Flag 14:47 End: 14:50

Printed - 14:53 Sunday, 20 October 2019

2019 HEL Performance British Motostar Championship

MOTO 3 GP POINTS AFTER FINAL ROUND

		TOTAL	GAP	DIFF	Races																		Wins	Seconds	Thirds																					
					1	2	3	4	5	6	7	8	9	10	11	12	13	14	15	16	17	18																								
					4th-6th May		Oulton Park International		14th-16th June		Brands Hatch GP		28th-30th June		Knockhill		2nd-3rd August		Thrupton		16th-18th August		Cadwell Park		6th-8th September		Oulton Park International		20th-22nd September		TT Circuit Assen		4th-6th October		Donington Park GP		18th-20th October		Brands Hatch GP							
1	Brandon PAASCH ©	322			25	25	20	25	20	20	20							20	20	20	25	20	11	16	25	25	25														7	6	1			
2	Joshua WHATLEY	268	54		11	10	9	11	13	16	16		25	20	16	20	16	25	20	20	16	25	20	20	20																	2	5	4		
3	Asher DURHAM	263	59	5	13	13	13	13	11	11	25	25	13	25	13		11	16	25		16	20																					4	1	2	
4	Dan JONES	193	129	70		20	25				11	16	16		25		25	13	13		13		13		13	16																3	1	3		
5	Scott SWANN	168	154	25	20	16	16		16	20	13		16				8	10	10	16	7																						0	2	5	
6	Edmund BEST	142	180	26	10	11	8		10	13	10		10				16	6	7	9	13	10	9																				0	0	1	
7	Jack NIXON	141	181	1	16		10	20					11	10	13	10	20	11		9	11																						0	2	1	
8	Sam BURMAN	122	200	19	6	8	3	6	7	8	9	11	7	9	8	9			8	11	5	7																					0	0	0	
9	Victor RODRIGUEZ	110	212	12			11	16	25	25	13	20																															2	1	1	
10	Jerry van de BUNT	100	222	10			7	10					8	10	9	10	13	9			11	13																					0	0	0	
11	Sharni PINFOLD	98	224	2	7	6	5	8			8	10	6		7	7	4	5	6	9	4	6																					0	0	0	
12	Jamie DAVIS	84	238	14	9	9	6	9	9	10			9		8	7	8																										0	0	0	
13	Jake ARCHER	46	276	38									11	13	11	11																											0	0	0	
14	Harry LEIGH	38	284	8	8	7	1	5	8	9																																	0	0	0	
15	Osian JONES	25	297	13													5	6			6	8																					0	0	0	
16	Connor SELLORS	21	301	4	5	5	4	7																																				0	0	0
17	Mike BROUWERS	18	304	3																	8	10																					0	0	0	
18	Cahal GRAHAM	17	305	1													7	10																										0	0	0
19	Thomas SNOW	16	306	1							7	9																																0	0	0
20	Bradley WILSON	10	312	6	4				6																																			0	0	0
21	Ryan van de LAGEMAAT	9	313	1													9																											0	0	0
22	Raul RODRIGUEZ	6	316	3			2	4																																				0	0	0

