



HONDA BRITISH TALENT CUP

Round 1

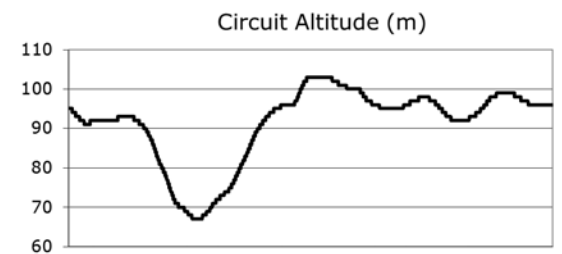
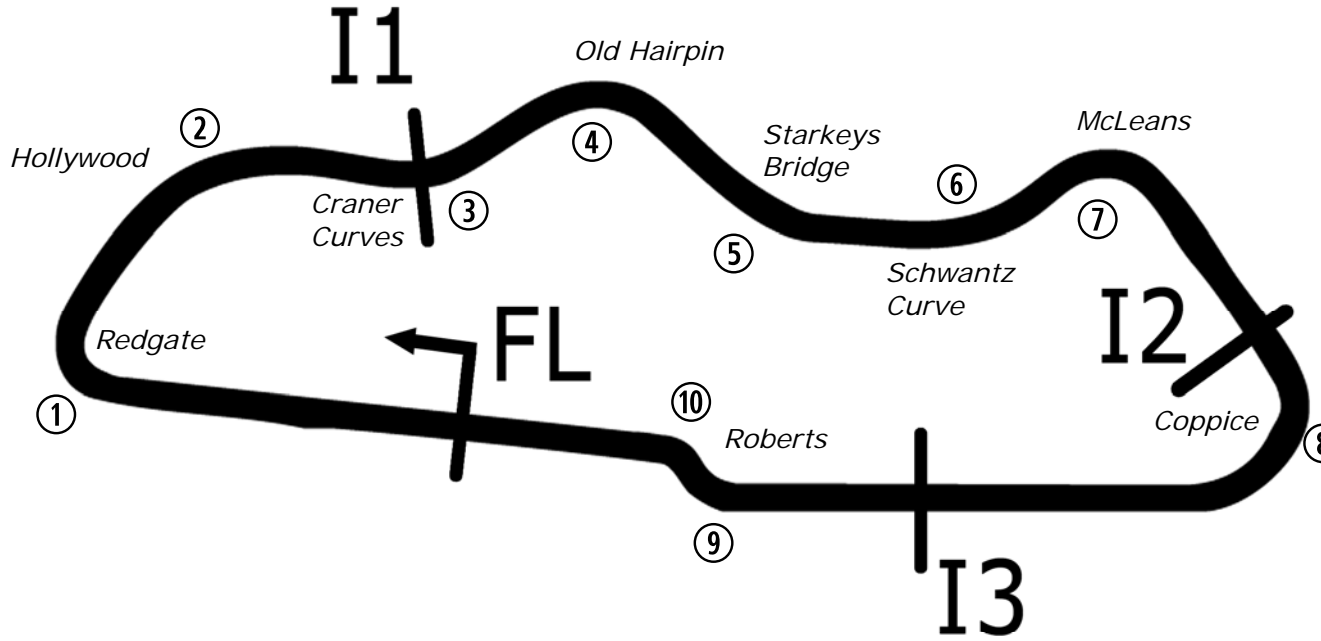
Donington Park National

7th – 9th August 2020



Results Provided by Timing Solutions Ltd
www.tsl-timing.com

Donington Park National



Length	1.9790 miles	3185.0 m	
FL		52.82971 N	1.37867 W
I1	941m	52.83226 N	1.37893 W
I2	2096m	52.82978 N	1.36508 W
I3	2641m	52.82866 N	1.37129 W
Pit Entry	3130m	52.82949 N	1.37787 W
Pit Exit	229m after FL	52.82996 N	1.38205 W
Pit Entry–Pit Exit 256m, 15.3s @60kph, 11.5s @80kph			

Lap Records		Best Sector Information						
		Sector 1 (FL - I1)	I1 Trap (mph)	Sector 2 (I1 - I2)	Sector 3 (I2 - I3)	I3 Trap (mph)	Sector 4 (I3 - FL)	FL Trap (mph)
Superbike	1:06.432	18.501	129.5	24.019	11.309	167.3	11.583	144.9
Supersport / GP2	1:08.575	19.220	129.3	24.747	11.827	150.8	12.000	130.3
Superstock 1000	1:07.650	18.885	129.5	24.713	11.558	162.4	11.940	142.1
Superstock 600	1:09.798	19.498	128.3	25.220	12.077	147.1	12.313	127.3
Ducati Cup	1:09.764	19.681	124.0	25.394	12.085	148.4	12.408	129.3
BTC 18/19	1:14.557	21.142	124.0	26.445	12.920	124.7	13.139	108.0
BTC 2020	TBE	TBE	TBE	TBE	TBE	TBE	TBE	TBE
Junior Supersport	1:19.315	22.462	117.1	27.900	13.613	116.9	13.889	101.5

FREE PRACTICE 1 - CLASSIFICATION

POS	NO	NAME	NAT	ENTRY	TIME	ON	LAPS	GAP	DIFF	MPH
1	71	Charlie FARRER	GBR	Honda - Victoria House Racing Academy / Mortimer Racir	1:16.728	14	15			92.85
2	17	Franco BOURNE	GBR	Honda - Franco Bourne Racing / SP125 Racing	1:16.874	17	18	0.146	0.146	92.67
3	7	Jamie LYONS	GBR	Honda - Jamie Lyons Racing	1:17.195	18	22	0.467	0.321	92.29
4	72	Casey O'GORMAN	GBR	Honda - Microlise Cresswell Racing	1:17.338	18	20	0.610	0.143	92.12
5	16	Harvey CLARIDGE	GBR	Honda - City Lifting / SP125 Racing	1:17.967	20	20	1.239	0.629	91.38
6	74	James COOK	GBR	Honda - Wilson Racing	1:18.120	18	18	1.392	0.153	91.20
7	37	Corey TINKER	GBR	Honda - Stauff Fluid Power Academy	1:18.648	9	19	1.920	0.528	90.58
8	52	Evan BELFORD	GBR	Honda - City Lifting by RS Racing	1:18.986	19	20	2.258	0.338	90.20
9	15	Harrison CROSBY	GBR	Honda - Banks Racing	1:19.047	19	19	2.319	0.061	90.13
10	46	Elliott DUFTON	GBR	Honda - D&D Racing	1:19.367	16	17	2.639	0.320	89.76
11	66	Annabel THOMAS	GBR	Honda - Four Anjels Racing	1:19.739	11	15	3.011	0.372	89.34
12	50	Aditya BEHAL	GBR	Honda - Urban Nomads Racing	1:19.750	14	17	3.022	0.011	89.33
13	43	Ryan HITCHCOCK	GBR	Honda - Wilson Racing	1:19.899	15	16	3.171	0.149	89.17
14	27	Calum BEACH	GBR	Honda - Calum Beach Racing / SP125 Racing	1:20.262	17	19	3.534	0.363	88.76
15	4	Sullivan MOUNSEY	GBR	Honda - Lloyd & Jones PR Racing	1:20.286	13	15	3.558	0.024	88.74
16	57	Josh HIATT	GBR	Honda - Wilson Racing	1:20.390	17	18	3.662	0.104	88.62
17	14	Evann PENDRILL	GBR	Honda - VHC Racing	1:20.636	16	17	3.908	0.246	88.35
18	11	Rossi DOBSON	GBR	Honda - Rossi Dobson	1:20.812	19	19	4.084	0.176	88.16
19	69	Gary SCOTT	GBR	Honda - Scott Racing	1:20.821	13	14	4.093	0.009	88.15
20	48	Ollie WALKER	GBR	Honda - Moto Rapido / SP125 Racing	1:20.860	19	19	4.132	0.039	88.11
21	44	Lucas HILL	GBR	Honda - Ashcourt Racing	1:21.143	16	18	4.415	0.283	87.80
22	2	Rhys COATES	GBR	Honda - Ernie Coates Race Support	1:22.614	14	19	5.886	1.471	86.24
23	65	Alexander ROWAN	GBR	Honda - Alexander Rowan Racing	1:23.113	15	17	6.385	0.499	85.72
24	99	Bailey STUART-CAMPBELL	GBR	Honda - 151s S-C Racing	1:23.617	15	16	6.889	0.504	85.20
25	90	Harry COOK	GBR	Honda - JDF Racing	1:23.687	16	17	6.959	0.070	85.13
QUALIFYING LAPTIME (110.0% of 1:16.728) = 1:24.400										
26	8	Eddie O'SHEA	GBR	Honda - WAM	1:24.559	2	2	7.831	0.872	84.25

Weather / Track : Sunny / Dry

These results are provisional until the conclusion of any judicial and technical matters.

Donington Park National

Circuit Length = 1.9790 miles

Start: 10:00 Flag 10:40 End: 10:42

Race Director :	Stewards :	Timekeeper :
-----------------	------------	--------------

Results can be found at www.britishsuperbike.com

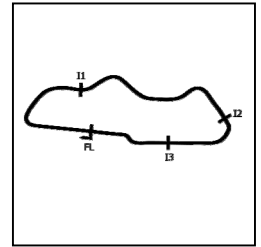
Printed - 10:43 Friday, 07 August 2020

MCRCB BULLETIN TK002

2020 Bennetts British Superbike Championship - Quattro Group Round 1

2020 Honda British Talent Cup

FREE PRACTICE 1 - SECTOR ANALYSIS



SECTOR 1 = FL to I1, SECTOR 2 = I1 to I2, SECTOR 3 = I2 to I3, SECTOR 4 = I3 to FL, DIFF = Difference To Personal Best Lap, P = Crossed Finish Line in Pit Lane, D = Time Disallowed

P1 71		Charlie FARRER				Honda - Victoria House Racing Academy / Mortimer Racing					
IDEAL LAP TIME : 1:16.586		BEST LAP TIME : 1:16.728				DIFFERENCE : 0.142					
LAP	SECTOR 1	SECTOR 2	SECTOR 3	SECTOR 4	LAP TIME	MPH	DIFF	TIME OF DAY			
1 -	OUTLAP	93.2	31.081	14.155	117.3	14.611	102.7		10:03:54.891		
2 -	22.929	112.5	29.194	13.778	118.5	14.106	103.0	1:20.007	89.05	3.279	10:05:14.898
3 -	OUTLAP	105.6	29.586	13.720	119.1	14.420	104.3	13:00.476	9.12	11:43.748	10:18:15.374
4 -	22.304	115.9	28.282	13.577	118.7	14.163	102.7	1:18.326	90.96	1.598	10:19:33.700
5 -	22.193	117.3	28.135	13.485	119.6	13.864	104.8	1:17.677	91.72	0.949	10:20:51.377
6 -	22.216	115.5	28.395	14.003	122.0	14.055	103.5	1:18.669	90.56	1.941	10:22:10.046
7 -	22.234	115.9	28.053	13.554	118.9	14.014	103.2	1:17.855	91.51	1.127	10:23:27.901
8 -	22.002	117.1	27.932	13.350	121.5	13.905	104.6	1:17.189	(3) 92.30	0.461	10:24:45.090
9 -	22.612	110.1	28.278	13.571	118.9	14.034	102.6	1:18.495	90.76	1.767	10:26:03.585
10 -	22.301	115.3	28.209	13.599	116.9	14.047	102.9	1:18.156	91.15	1.428	10:27:21.741
11 -	22.125	115.9	28.556	13.870	104.8	IN PIT		1:26.060	P 82.78	9.332	10:28:47.801
12 -	OUTLAP	105.5	28.885	13.669	118.3	14.030	103.4	8:26.779	14.05	7:10.051	10:37:14.580
13 -	21.959	118.3	27.798	13.472	119.4	13.750	103.8	1:16.979	(2) 92.55	0.251	10:38:31.559
14 -	21.816	118.3	27.712	13.458	119.4	13.742	104.3	1:16.728	(1) 92.85		10:39:48.287
15 -	22.077	116.1	27.678	13.462	119.1	15.037	101.2	1:18.254	91.04	1.526	10:41:06.541

P2 17		Franco BOURNE				Honda - Franco Bourne Racing / SP125 Racing					
IDEAL LAP TIME : 1:16.697		BEST LAP TIME : 1:16.874				DIFFERENCE : 0.177					
LAP	SECTOR 1	SECTOR 2	SECTOR 3	SECTOR 4	LAP TIME	MPH	DIFF	TIME OF DAY			
1 -	OUTLAP	83.2	31.878	14.103	116.1	15.364	101.3		10:02:24.200		
2 -	23.348	101.9	30.080	14.147	116.5	14.457	102.2	1:22.032	86.85	5.158	10:03:46.232
3 -	22.808	100.4	29.535	13.873	116.3	14.358	102.1	1:20.574	88.42	3.700	10:05:06.806
4 -	OUTLAP	92.5	30.136	13.829	116.3	14.789	100.9	12:31.745	9.47	11:14.871	10:17:38.551
5 -	23.100	107.0	28.666	13.753	116.3	14.202	102.1	1:19.721	89.36	2.847	10:18:58.272
6 -	22.578	109.2	28.809	13.684	115.9	14.665	102.4	1:19.736	89.35	2.862	10:20:18.008
7 -	22.286	111.1	28.751	14.082	116.5	14.236	102.2	1:19.355	89.78	2.481	10:21:37.363
8 -	22.356	105.8	28.227	13.547	117.5	14.703	103.2	1:18.833	90.37	1.959	10:22:56.196
9 -	22.634	90.3	30.478	13.614	117.7	13.970	103.5	1:20.696	88.28	3.822	10:24:16.892
10 -	22.052	112.2	28.033	13.551	116.7	13.758	102.4	1:17.394	92.05	0.520	10:25:34.286
11 -	23.884	113.9	28.241	13.514	116.5	IN PIT		1:23.897	P 84.92	7.023	10:26:58.183
12 -	OUTLAP	105.6	28.723	13.576	116.5	14.166	102.6	4:15.843	27.84	2:58.969	10:31:14.026
13 -	22.375	104.3	28.516	13.549	117.7	13.913	102.2	1:18.353	90.93	1.479	10:32:32.379
14 -	22.217	112.0	27.797	13.340	117.3	13.765	102.7	1:17.119	(2) 92.38	0.245	10:33:49.498
15 -	22.096	110.9	27.855	13.437	116.9	13.793	103.0	1:17.181	(3) 92.31	0.307	10:35:06.679
16 -	22.113	110.5	27.886	13.635	116.3	13.958	102.4	1:17.592	91.82	0.718	10:36:24.271
17 -	22.087	113.5	27.547	13.342	117.3	13.898	102.1	1:16.874	(1) 92.67		10:37:41.145
18 -	23.564	102.6	29.096	14.055	108.2	IN PIT		1:26.408	P 82.45	9.534	10:39:07.553

Weather / Track : Sunny / Dry

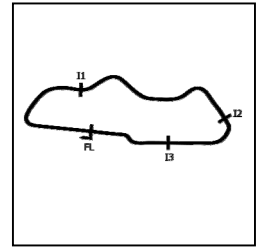
Donington Park National
Circuit Length = 1.9790 miles
Start: 10:00 Flag 10:40 End: 10:42

MCRCB BULLETIN TK002

2020 Bennetts British Superbike Championship - Quattro Group Round 1

2020 Honda British Talent Cup

FREE PRACTICE 1 - SECTOR ANALYSIS



SECTOR 1 = FL to I1, SECTOR 2 = I1 to I2 SECTOR 3 = I2 to I3, SECTOR 4 = I3 to FL, DIFF = Difference To Personal Best Lap, P = Crossed Finish Line in Pit Lane, D = Time Disallowed

P3		7		Jamie LYONS				Honda - Jamie Lyons Racing			
IDEAL LAP TIME : 1:17.195		BEST LAP TIME : 1:17.195				DIFFERENCE : 0.000					
LAP	SECTOR 1	SECTOR 2	SECTOR 3	SECTOR 4	LAP TIME	MPH	DIFF	TIME OF DAY			
1 -	OUTLAP	96.9	31.250	14.629	114.3	14.870	100.6		10:02:51.346		
2 -	23.232	110.3	29.315	13.998	116.9	14.317	103.0	1:20.862	88.10	3.667	10:04:12.208
3 -	22.926	113.3	30.124	13.777	117.5	14.219	103.2	1:21.046	87.90	3.851	10:05:33.254
4 -	OUTLAP	93.8	31.203	14.214	115.9	14.796	101.2	12:06.172	9.81	10:48.977	10:17:39.426
5 -	23.826	97.3	29.102	13.975	116.1	14.180	101.3	1:21.083	87.86	3.888	10:19:00.509
6 -	22.761	112.2	28.374	13.666	117.3	14.383	102.2	1:19.184	89.97	1.989	10:20:19.693
7 -	23.177	108.7	28.395	13.734	116.7	14.234	101.8	1:19.540	89.57	2.345	10:21:39.233
8 -	22.586	114.1	28.054	13.543	117.9	14.022	103.4	1:18.205	91.10	1.010	10:22:57.438
9 -	22.462	110.9	29.551	13.697	118.7	14.107	103.4	1:19.817	89.26	2.622	10:24:17.255
10 -	22.200	114.5	28.046	13.588	118.5	14.041	102.2	1:17.875	91.48	0.680	10:25:35.130
11 -	22.722	112.9	28.251	13.741	116.3	14.084	102.1	1:18.798	90.41	1.603	10:26:53.928
12 -	22.395	115.5	28.102	13.694	115.5	14.161	102.2	1:18.352	90.93	1.157	10:28:12.280
13 -	22.345	113.1	28.646	13.884	114.7	14.075	102.1	1:18.950	90.24	1.755	10:29:31.230
14 -	22.433	113.7	28.130	13.718	116.3	14.287	101.5	1:18.568	90.68	1.373	10:30:49.798
15 -	22.490	113.7	28.328	13.612	117.7	14.729	102.7	1:19.159	90.00	1.964	10:32:08.957
16 -	23.469	105.5	29.274	14.319	107.3	14.627	102.2	1:21.689	87.21	4.494	10:33:30.646
17 -	22.311	114.9	27.881	13.783	114.1	13.945	102.4	1:17.920	91.43	0.725	10:34:48.566
18 -	22.167	113.5	27.681	13.453	117.9	13.894	103.5	1:17.195 (1)	92.29		10:36:05.761
19 -	22.192	114.3	28.096	13.625	116.7	13.939	101.8	1:17.852 (3)	91.51	0.657	10:37:23.613
20 -	22.206	114.3	27.757	13.573	117.3	14.049	102.7	1:17.585 (2)	91.83	0.390	10:38:41.198
21 -	23.185	107.5	29.165	17.212	90.4	14.862	101.9	1:24.424	84.39	7.229	10:40:05.622
22 -	22.558	105.5	29.372	14.121	113.9	14.113	101.6	1:20.164	88.87	2.969	10:41:25.786

P4		72		Casey O'GORMAN				Honda - Microlise Cresswell Racing			
IDEAL LAP TIME : 1:16.970		BEST LAP TIME : 1:17.338				DIFFERENCE : 0.368					
LAP	SECTOR 1	SECTOR 2	SECTOR 3	SECTOR 4	LAP TIME	MPH	DIFF	TIME OF DAY			
1 -	OUTLAP	74.7	33.688	14.695	118.5	14.725	104.5				10:04:26.178
2 -	23.472	89.0	30.512	14.168	120.0	14.760	106.1	1:22.912	85.93	5.574	10:05:49.090
3 -	OUTLAP	85.2	31.630	14.271	118.9	15.808	101.5	12:18.146	9.65	11:00.808	10:18:07.236
4 -	23.080	96.4	29.837	13.829	120.9	14.363	105.5	1:21.109	87.84	3.771	10:19:28.345
5 -	23.134	98.5	30.427	13.819	121.7	14.334	106.0	1:21.714	87.18	4.376	10:20:50.059
6 -	22.717	100.7	29.086	14.079	120.4	14.405	106.5	1:20.287	88.73	2.949	10:22:10.346
7 -	22.272	108.9	28.753	13.615	122.0	14.197	106.3	1:18.837	90.37	1.499	10:23:29.183
8 -	22.223	107.0	28.586	13.801	122.0	14.102	106.6	1:18.712	90.51	1.374	10:24:47.895
9 -	22.243	108.5	28.618	13.399	123.8	14.189	106.8	1:18.449	90.81	1.111	10:26:06.344
10 -	22.095	111.1	28.364	13.550	121.5	13.943	107.2	1:17.952	91.39	0.614	10:27:24.296
11 -	21.985	112.0	28.751	13.763	119.1	14.042	106.5	1:18.541	90.71	1.203	10:28:42.837
12 -	21.928	113.1	28.162	13.356	123.5	15.066	105.0	1:18.512	90.74	1.174	10:30:01.349
13 -	22.015	111.8	28.058	13.573	121.5	13.924	104.8	1:17.570 (2)	91.84	0.232	10:31:18.919
14 -	22.012	114.5	29.509	13.763	119.4	13.970	105.5	1:19.254	89.89	1.916	10:32:38.173
15 -	22.193	112.5	28.072	13.551	121.7	14.129	106.3	1:17.945 (3)	91.40	0.607	10:33:56.118
16 -	22.420	105.5	28.641	13.590	119.8	14.138	105.3	1:18.789	90.42	1.451	10:35:14.907
17 -	22.384	109.4	28.086	13.580	119.1	14.223	105.8	1:18.273	91.02	0.935	10:36:33.180
18 -	22.158	110.3	27.944	13.494	121.1	13.742	107.0	1:17.338 (1)	92.12		10:37:50.518
19 -	22.358	99.2	29.542	13.562	121.5	13.997	107.0	1:19.459	89.66	2.121	10:39:09.977
20 -	22.524	109.1	28.194	13.893	118.5	14.122	106.0	1:18.733	90.49	1.395	10:40:28.710

Weather / Track : Sunny / Dry

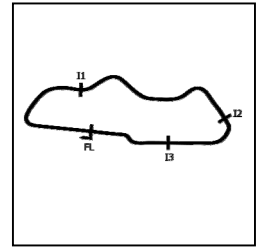
Donington Park National
Circuit Length = 1.9790 miles
Start: 10:00 Flag 10:40 End: 10:42

MCRCB BULLETIN TK002

2020 Bennetts British Superbike Championship - Quattro Group Round 1

2020 Honda British Talent Cup

FREE PRACTICE 1 - SECTOR ANALYSIS



SECTOR 1 = FL to I1, SECTOR 2 = I1 to I2, SECTOR 3 = I2 to I3, SECTOR 4 = I3 to FL, DIFF = Difference To Personal Best Lap, P = Crossed Finish Line in Pit Lane, D = Time Disallowed

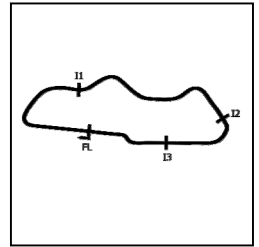
P5 16		Harvey CLARIDGE				Honda - City Lifting / SP125 Racing					
IDEAL LAP TIME : 1:17.684		BEST LAP TIME : 1:17.967				DIFFERENCE : 0.283					
LAP	SECTOR 1	SECTOR 2	SECTOR 3	SECTOR 4	LAP TIME	MPH	DIFF	TIME OF DAY			
1 -	OUTLAP	94.6	30.968	14.435	113.7	14.815	99.7		10:02:49.376		
2 -	23.197	101.6	29.359	13.888	116.5	14.626	103.7	1:21.070	87.88	3.103	10:04:10.446
3 -	22.921	96.6	29.514	13.794	116.7	14.567	100.7	1:20.796	88.18	2.829	10:05:31.242
4 -	OUTLAP	100.4	29.471	14.013	114.3	14.588	100.4	12:14.091	9.70	10:56.124	10:17:45.333
5 -	22.717	108.2	29.535	13.767	116.3	14.556	102.1	1:20.575	88.42	2.608	10:19:05.908
6 -	22.376	113.3	28.948	13.756	116.3	14.504	101.9	1:19.584	89.52	1.617	10:20:25.492
7 -	22.450	109.6	29.009	13.651	116.5	14.156	102.7	1:19.266	89.88	1.299	10:21:44.758
8 -	22.825	92.0	28.703	14.136	115.3	14.266	102.2	1:19.930	89.13	1.963	10:23:04.688
9 -	22.495	111.1	28.485	14.061	116.9	14.245	102.6	1:19.286	89.86	1.319	10:24:23.974
10 -	22.480	112.0	28.915	14.045	116.7	14.290	100.6	1:19.730	89.35	1.763	10:25:43.704
11 -	22.873	106.8	29.053	13.667	116.5	14.141	103.7	1:19.734	89.35	1.767	10:27:03.438
12 -	22.124	112.9	29.319	14.198	114.7	14.276	101.9	1:19.917	89.15	1.950	10:28:23.355
13 -	22.179	113.7	28.384	13.601	116.1	14.134	102.6	1:18.298	90.99	0.331	10:29:41.653
14 -	22.153	113.3	28.150	13.625	116.1	14.135	102.6	1:18.063	(3) 91.26	0.096	10:30:59.716
15 -	22.098	114.5	28.347	13.977	115.9	14.117	102.2	1:18.539	90.71	0.572	10:32:18.255
16 -	22.396	113.3	27.955	13.562	117.1	14.312	102.4	1:18.225	91.07	0.258	10:33:36.480
17 -	22.275	114.1	28.047	13.621	115.5	14.069	102.9	1:18.012	(2) 91.32	0.045	10:34:54.492
18 -	23.009	104.3	29.487	14.339	106.3	IN PIT		1:34.758	P 75.18	16.791	10:36:29.250
19 -	OUTLAP	108.4	28.818	13.931	114.7	14.263	101.6	2:39.374	44.70	1:21.407	10:39:08.624
20 -	22.301	113.9	28.013	13.566	115.3	14.087	102.6	1:17.967	(1) 91.38		10:40:26.591

P6 74		James COOK				Honda - Wilson Racing					
IDEAL LAP TIME : 1:17.946		BEST LAP TIME : 1:18.120				DIFFERENCE : 0.174					
LAP	SECTOR 1	SECTOR 2	SECTOR 3	SECTOR 4	LAP TIME	MPH	DIFF	TIME OF DAY			
1 -	OUTLAP	76.4	33.457	14.639	112.9	15.584	100.9		10:03:59.314		
2 -	23.883	90.1	31.092	14.091	115.9	14.630	103.0	1:23.696	85.12	5.576	10:05:23.010
3 -	OUTLAP	87.9	32.086	14.249	115.9	15.111	100.4	13:07.552	9.04	11:49.432	10:18:30.562
4 -	23.717	93.7	30.599	14.662	114.3	14.988	101.3	1:23.966	84.85	5.846	10:19:54.528
5 -	23.342	96.1	30.725	14.007	115.1	14.853	100.6	1:22.927	85.91	4.807	10:21:17.455
6 -	23.148	98.9	29.784	14.021	115.1	14.793	101.6	1:21.746	87.15	3.626	10:22:39.201
7 -	23.090	99.5	29.432	13.949	115.7	14.504	101.9	1:20.975	87.98	2.855	10:24:00.176
8 -	22.876	101.3	29.619	13.818	115.7	14.803	102.9	1:21.116	87.83	2.996	10:25:21.292
9 -	22.823	95.5	29.575	13.925	116.7	14.600	101.5	1:20.923	88.04	2.803	10:26:42.215
10 -	23.191	99.1	29.191	13.741	116.1	14.443	102.6	1:20.566	88.43	2.446	10:28:02.781
11 -	22.426	103.4	28.700	13.945	114.1	14.749	101.5	1:19.820	89.25	1.700	10:29:22.601
12 -	22.679	100.6	28.847	13.635	116.1	14.382	102.2	1:19.543	89.56	1.423	10:30:42.144
13 -	22.376	106.6	28.434	13.703	115.1	14.205	102.9	1:18.718	(3) 90.50	0.598	10:32:00.862
14 -	22.436	107.3	28.377	13.583	116.9	14.278	100.7	1:18.674	(2) 90.55	0.554	10:33:19.536
15 -	22.577	107.5	29.223	13.855	115.7	14.238	103.0	1:19.893	89.17	1.773	10:34:39.429
16 -	22.392	102.1	28.490	13.659	113.7	14.469	100.4	1:19.010	90.17	0.890	10:35:58.439
17 -	22.784	104.5	28.389	13.495	118.1	14.120	102.4	1:18.788	90.42	0.668	10:37:17.227
18 -	22.311	106.3	28.031	13.484	118.1	14.294	88.8	1:18.120	(1) 91.20		10:38:35.347

Weather / Track : Sunny / Dry

Donington Park National
Circuit Length = 1.9790 miles
Start: 10:00 Flag 10:40 End: 10:42

FREE PRACTICE 1 - SECTOR ANALYSIS

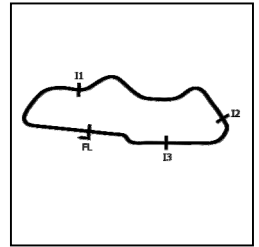


SECTOR 1 = FL to I1, SECTOR 2 = I1 to I2, SECTOR 3 = I2 to I3, SECTOR 4 = I3 to FL, DIFF = Difference To Personal Best Lap, P = Crossed Finish Line in Pit Lane, D = Time Disallowed

P7 37		Corey TINKER				Honda - Stauff Fluid Power Academy					
IDEAL LAP TIME : 1:18.032		BEST LAP TIME : 1:18.648				DIFFERENCE : 0.616					
LAP	SECTOR 1	SECTOR 2	SECTOR 3	SECTOR 4	LAP TIME	MPH	DIFF	TIME OF DAY			
1 -	OUTLAP	85.1	31.953	14.173	116.3	15.111	103.2		10:02:38.718		
2 -	23.776	96.5	29.657	13.930	116.9	14.664	103.2	1:22.027	86.85	3.379	10:04:00.745
3 -	22.787	102.2	29.342	13.795	117.1	14.428	103.4	1:20.352	88.66	1.704	10:05:21.097
4 -	OUTLAP	92.8	29.490	13.685	117.5	14.529	103.5	13:41.828	8.66	12:23.180	10:19:02.925
5 -	22.948	102.6	28.819	13.729	117.1	14.408	102.6	1:19.904	89.16	1.256	10:20:22.829
6 -	22.542	107.3	28.513	13.691	118.5	14.233	104.3	1:18.979	90.20	0.331	10:21:41.808
7 -	22.372	102.6	28.959	13.605	117.1	14.159	103.7	1:19.095	90.07	0.447	10:23:00.903
8 -	22.369	106.3	28.306	13.536	118.7	14.832	103.0	1:19.043	90.13	0.395	10:24:19.946
9 -	22.314	107.8	28.439	13.781	117.1	14.114	102.6	1:18.648 (1)	90.58		10:25:38.594
10 -	22.334	108.5	28.723	13.749	116.5	14.254	102.4	1:19.060	90.11	0.412	10:26:57.654
11 -	22.392	107.8	28.386	13.738	115.7	14.326	102.9	1:18.842 (3)	90.36	0.194	10:28:16.496
12 -	22.322	107.3	28.598	13.666	116.5	IN PIT		1:24.157 P	84.65	5.509	10:29:40.653
13 -	OUTLAP	99.5	29.086	13.665	116.7	14.646	101.8	3:08.554	37.78	1:49.906	10:32:49.207
14 -	22.745	104.0	28.614	13.673	116.5	14.131	102.9	1:19.163	89.99	0.515	10:34:08.370
15 -	22.270	108.7	28.455	13.637	117.7	14.719	103.4	1:19.081	90.09	0.433	10:35:27.451
16 -	22.423	106.0	28.387	13.748	116.3	14.203	102.6	1:18.761 (2)	90.45	0.113	10:36:46.212
17 -	22.315	108.5	28.112	13.548	117.5	24.385	99.8	1:28.360	80.63	9.712	10:38:14.572
18 -	22.677	107.5	28.987	13.973	115.9	14.367	103.7	1:20.004	89.05	1.356	10:39:34.576
19 -	23.611	93.8	30.190	14.186	106.8	IN PIT		1:28.907 P	80.13	10.259	10:41:03.483

P8 52		Evan BELFORD				Honda - City Lifting by RS Racing					
IDEAL LAP TIME : 1:18.498		BEST LAP TIME : 1:18.986				DIFFERENCE : 0.488					
LAP	SECTOR 1	SECTOR 2	SECTOR 3	SECTOR 4	LAP TIME	MPH	DIFF	TIME OF DAY			
1 -	OUTLAP	67.9	37.463	15.432	114.7	16.391	99.7		10:01:44.094		
2 -	24.732	82.1	34.849	15.084	113.7	16.107	100.3	1:30.772	78.48	11.786	10:03:14.866
3 -	24.358	89.4	31.511	15.093	115.1	15.048	100.7	1:26.010	82.83	7.024	10:04:40.876
4 -	OUTLAP	88.3	31.324	14.669	115.5	15.154	100.4	13:12.885	8.98	11:53.899	10:17:53.761
5 -	23.348	97.8	29.961	14.162	117.1	14.748	101.9	1:22.219	86.65	3.233	10:19:15.980
6 -	23.220	99.1	29.936	14.009	116.9	14.490	101.5	1:21.655	87.25	2.669	10:20:37.635
7 -	23.262	100.4	29.221	14.007	117.7	14.724	103.5	1:21.214	87.72	2.228	10:21:58.849
8 -	23.290	102.9	29.379	13.961	116.9	14.285	102.2	1:20.915	88.05	1.929	10:23:19.764
9 -	22.846	103.4	29.123	13.933	116.5	14.522	102.2	1:20.424	88.58	1.438	10:24:40.188
10 -	22.768	104.6	28.942	13.813	117.3	14.174	103.0	1:19.697	89.39	0.711	10:25:59.885
11 -	22.610	104.2	28.811	13.771	117.3	14.311	103.4	1:19.503 (3)	89.61	0.517	10:27:19.388
12 -	23.126	94.9	28.855	13.597	119.4	14.645	103.7	1:20.223	88.81	1.237	10:28:39.611
13 -	22.422	106.5	29.100	14.137	117.3	14.112	102.1	1:19.771	89.31	0.785	10:29:59.382
14 -	22.974	104.2	29.182	13.826	118.1	14.356	99.7	1:20.338	88.68	1.352	10:31:19.720
15 -	22.985	103.7	30.237	15.321	89.4	IN PIT		1:28.996 P	80.05	10.010	10:32:48.716
16 -	OUTLAP	99.5	29.463	13.709	117.5	14.470	102.1	3:16.892	36.18	1:57.906	10:36:05.608
17 -	23.359	101.6	28.544	13.721	118.1	14.183	103.5	1:19.807	89.27	0.821	10:37:25.415
18 -	22.330	107.3	28.563	13.713	118.9	14.687	101.6	1:19.293 (2)	89.85	0.307	10:38:44.708
19 -	22.431	106.5	28.459	13.754	115.5	14.342	102.7	1:18.986 (1)	90.20		10:40:03.694
20 -	24.060	102.2	29.161	15.584	99.4	IN PIT		1:29.302 P	79.78	10.316	10:41:32.996

FREE PRACTICE 1 - SECTOR ANALYSIS



SECTOR 1 = FL to I1, SECTOR 2 = I1 to I2, SECTOR 3 = I2 to I3, SECTOR 4 = I3 to FL, DIFF = Difference To Personal Best Lap, P = Crossed Finish Line in Pit Lane, D = Time Disallowed

P9 15		Harrison CROSBY				Honda - Banks Racing					
IDEAL LAP TIME : 1:18.822		BEST LAP TIME : 1:19.047				DIFFERENCE : 0.225					
LAP	SECTOR 1	SECTOR 2	SECTOR 3	SECTOR 4	LAP TIME	MPH	DIFF	TIME OF DAY			
1 -	OUTLAP	83.0	34.558	14.966	108.2	16.104	101.2		10:02:22.376		
2 -	24.803	97.2	31.170	14.073	115.9	14.851	102.2	1:24.897	83.92	5.850	10:03:47.273
3 -	23.050	104.8	29.976	13.941	116.5	14.804	101.9	1:21.771	87.12	2.724	10:05:09.044
4 -	OUTLAP	77.7	31.650	14.222	115.7	14.861	99.2	13:06.219	9.06	11:47.172	10:18:15.263
5 -	23.075	110.5	29.547	13.989	115.9	14.426	101.2	1:21.037	87.91	1.990	10:19:36.300
6 -	23.046	108.5	29.406	13.817	116.3	14.467	102.1	1:20.736	88.24	1.689	10:20:57.036
7 -	23.473	102.7	30.039	14.002	116.3	14.252	103.0	1:21.766	87.13	2.719	10:22:18.802
8 -	22.976	105.0	29.253	14.045	115.9	14.204	102.4	1:20.478	88.52	1.431	10:23:39.280
9 -	22.824	107.2	29.144	13.909	115.7	14.163	102.1	1:20.040	89.01	0.993	10:24:59.320
10 -	22.825	110.5	28.623	13.924	116.1	14.140	102.2	1:19.512	89.60	0.465	10:26:18.832
11 -	22.772	109.8	29.572	14.081	117.1	14.380	102.4	1:20.805	88.17	1.758	10:27:39.637
12 -	22.514	110.9	28.850	13.785	115.7	14.064	102.4	1:19.213 (2)	89.94	0.166	10:28:58.850
13 -	27.382	86.7	34.626	16.483	102.9	IN PIT		1:38.673 P	72.20	19.626	10:30:37.523
14 -	OUTLAP	93.4	32.482	15.596	87.1	16.642	101.5	3:28.823	34.11	2:09.776	10:34:06.346
15 -	23.289	110.9	29.733	13.883	117.5	14.657	103.0	1:21.562	87.35	2.515	10:35:27.908
16 -	23.283	110.7	28.879	13.906	117.5	14.486	102.4	1:20.554	88.44	1.507	10:36:48.462
17 -	23.139	92.8	29.990	14.212	115.9	14.075	102.6	1:21.416	87.50	2.369	10:38:09.878
18 -	22.795	110.5	28.755	13.780	116.3	14.085	103.0	1:19.415 (3)	89.71	0.368	10:39:29.293
19 -	22.674	110.7	28.681	13.787	115.5	13.905	102.9	1:19.047 (1)	90.13		10:40:48.340

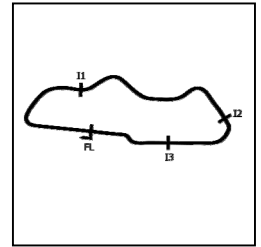
P10 46		Elliott DUFTON				Honda - D&D Racing					
IDEAL LAP TIME : 1:18.751		BEST LAP TIME : 1:19.367				DIFFERENCE : 0.616					
LAP	SECTOR 1	SECTOR 2	SECTOR 3	SECTOR 4	LAP TIME	MPH	DIFF	TIME OF DAY			
1 -	OUTLAP	89.9	32.224	14.653	109.2	16.315	97.5		10:19:11.909		
2 -	25.182	101.3	31.294	15.049	103.4	16.333	92.5	1:27.858	81.09	8.491	10:20:39.767
3 -	24.991	95.0	30.499	14.149	110.1	14.718	100.7	1:24.357	84.45	4.990	10:22:04.124
4 -	23.332	102.7	29.353	13.887	114.7	14.428	101.5	1:21.000	87.95	1.633	10:23:25.124
5 -	23.133	104.6	29.229	13.718	114.9	14.899	100.0	1:20.979	87.98	1.612	10:24:46.103
6 -	23.161	104.8	29.193	13.644	116.1	14.818	100.9	1:20.816	88.15	1.449	10:26:06.919
7 -	22.950	103.0	29.830	13.927	113.5	14.781	100.1	1:21.488	87.43	2.121	10:27:28.407
8 -	22.973	105.0	29.300	13.938	112.9	14.704	99.7	1:20.915	88.05	1.548	10:28:49.322
9 -	22.867	105.3	29.018	13.846	113.3	14.461	100.0	1:20.192	88.84	0.825	10:30:09.514
10 -	22.852	106.6	28.417	14.242	110.1	IN PIT		1:25.563 P	83.26	6.196	10:31:35.077
11 -	OUTLAP	106.0	29.259	13.649	113.7	14.389	100.0	1:49.027	65.34	29.660	10:33:24.104
12 -	23.028	108.4	28.857	13.658	113.5	14.219	100.1	1:19.762 (2)	89.32	0.395	10:34:43.866
13 -	23.501	109.1	28.921	13.708	113.5	14.349	98.8	1:20.479	88.52	1.112	10:36:04.345
14 -	22.826	108.5	29.076	13.855	115.5	14.162	101.2	1:19.919 (3)	89.14	0.552	10:37:24.264
15 -	22.528	110.9	29.101	13.822	113.5	14.950	97.2	1:20.401	88.61	1.034	10:38:44.665
16 -	22.894	106.3	28.517	13.656	114.3	14.300	102.2	1:19.367 (1)	89.76		10:40:04.032
17 -	23.223	108.9	29.809	15.337	104.2	IN PIT		1:28.504 P	80.50	9.137	10:41:32.536

MCRCB BULLETIN TK002

2020 Bennetts British Superbike Championship - Quattro Group Round 1

2020 Honda British Talent Cup

FREE PRACTICE 1 - SECTOR ANALYSIS



SECTOR 1 = FL to I1, SECTOR 2 = I1 to I2, SECTOR 3 = I2 to I3, SECTOR 4 = I3 to FL, DIFF = Difference To Personal Best Lap, P = Crossed Finish Line in Pit Lane, D = Time Disallowed

P11 66		Annabel THOMAS				Honda - Four Anjels Racing						
IDEAL LAP TIME : 1:19.441		BEST LAP TIME : 1:19.739				DIFFERENCE : 0.298						
LAP	SECTOR 1	SECTOR 2	SECTOR 3	SECTOR 4	LAP TIME	MPH	DIFF	TIME OF DAY				
1 -	OUTLAP	84.8	33.880	14.584	112.0	15.705	99.2		10:03:10.720			
2 -	24.560	92.8	30.906	14.189	115.1	14.940	100.1	1:24.595	84.22	4.856	10:04:35.315	
3 -	OUTLAP	98.2	30.392	13.951	115.5	15.089	99.8	14:27.185	8.21	13:07.446	10:19:02.500	
4 -	23.710	105.0	29.319	14.079	114.7	14.779	100.9	1:21.887	87.00	2.148	10:20:24.387	
5 -	22.924	108.0	29.838	13.826	114.7	14.604	100.9	1:21.192	87.75	1.453	10:21:45.579	
6 -	22.643	108.4	29.466	13.876	116.5	14.956	99.1	1:20.941	88.02	1.202	10:23:06.520	
7 -	22.907	104.6	29.596	13.754	116.1	14.537	100.6	1:20.794	88.18	1.055	10:24:27.314	
8 -	22.883	102.7	29.396	13.677	116.5	14.388	99.8	1:20.344	88.67	0.605	10:25:47.658	
9 -	23.002	105.0	29.963	14.046	116.7	14.954	98.1	1:21.965	86.92	2.226	10:27:09.623	
10 -	22.693	107.5	29.107	13.712	115.1	14.529	100.7	1:20.041	(2)	89.01	0.302	10:28:29.664
11 -	22.619	111.4	29.136	13.567	116.5	14.417	100.9	1:19.739	(1)	89.34		10:29:49.403
12 -	22.962	104.2	29.319	13.746	113.9	14.652	99.4	1:20.679	88.30	0.940	10:31:10.082	
13 -	22.667	108.2	28.882	13.770	114.3	IN PIT		1:23.117	P	85.71	3.378	10:32:33.199
14 -	OUTLAP	100.6	29.510	13.748	115.5	14.445	100.0	6:36.532	17.96	5:16.793	10:39:09.731	
15 -	23.102	107.5	28.867	13.703	115.7	14.528	100.0	1:20.200	(3)	88.83	0.461	10:40:29.931

P12 50		Aditya BEHAL				Honda - Urban Nomads Racing						
IDEAL LAP TIME : 1:19.655		BEST LAP TIME : 1:19.750				DIFFERENCE : 0.095						
LAP	SECTOR 1	SECTOR 2	SECTOR 3	SECTOR 4	LAP TIME	MPH	DIFF	TIME OF DAY				
1 -	OUTLAP	85.2	33.134	14.799	113.3	16.519	97.5		10:04:34.347			
2 -	OUTLAP	93.0	30.983	14.564	114.1	15.557	99.2	13:15.089	8.96	11:55.339	10:17:49.436	
3 -	23.917	99.7	30.172	14.248	115.5	15.174	101.0	1:23.511	85.31	3.761	10:19:12.947	
4 -	23.219	109.1	30.103	14.199	114.9	15.108	100.0	1:22.629	86.22	2.879	10:20:35.576	
5 -	23.452	104.3	29.814	14.211	114.7	15.203	100.7	1:22.680	86.17	2.930	10:21:58.256	
6 -	23.475	105.0	29.485	14.245	115.1	14.765	101.9	1:21.970	86.91	2.220	10:23:20.226	
7 -	22.761	105.0	29.382	14.090	115.9	14.794	100.9	1:21.027	87.92	1.277	10:24:41.253	
8 -	22.740	107.7	29.313	13.964	116.3	14.883	101.0	1:20.900	88.06	1.150	10:26:02.153	
9 -	22.838	104.2	29.280	14.086	116.1	IN PIT		1:23.850	P	84.96	4.100	10:27:26.003
10 -	OUTLAP	103.5	30.176	14.036	116.3	15.480	101.2	2:07.766	55.76	48.016	10:29:33.769	
11 -	22.861	104.5	29.381	14.014	115.1	15.183	100.6	1:21.439	87.48	1.689	10:30:55.208	
12 -	22.610	110.0	28.979	13.976	115.1	15.197	97.9	1:20.762	88.21	1.012	10:32:15.970	
13 -	22.809	105.3	28.956	13.955	115.3	14.777	100.4	1:20.497	(2)	88.50	0.747	10:33:36.467
14 -	22.705	107.5	28.615	13.794	115.7	14.636	101.0	1:19.750	(1)	89.33		10:34:56.217
15 -	22.652	108.4	28.968	14.041	114.5	14.932	100.3	1:20.593	(3)	88.40	0.843	10:36:16.810
16 -	22.783	106.8	29.135	14.359	113.3	IN PIT		1:25.699	P	83.13	5.949	10:37:42.509
17 -	OUTLAP	98.5	29.406	14.004	115.5	15.119	99.8	2:26.401	48.66	1:06.651	10:40:08.910	

P13 43		Ryan HITCHCOCK				Honda - Wilson Racing						
IDEAL LAP TIME : 1:19.781		BEST LAP TIME : 1:19.899				DIFFERENCE : 0.118						
LAP	SECTOR 1	SECTOR 2	SECTOR 3	SECTOR 4	LAP TIME	MPH	DIFF	TIME OF DAY				
1 -	OUTLAP	72.0	34.681	15.209	113.9	15.887	101.8		10:04:33.380			
2 -	OUTLAP	77.6	33.122	14.314	116.7	15.500	100.3	14:42.032	8.07	13:22.133	10:19:15.412	
3 -	23.490	94.3	30.962	13.942	118.5	15.280	103.0	1:23.674	85.14	3.775	10:20:39.086	
4 -	23.501	93.8	30.301	13.849	118.3	14.957	103.5	1:22.608	86.24	2.709	10:22:01.694	
5 -	23.163	96.5	30.129	13.815	118.3	14.761	103.7	1:21.868	87.02	1.969	10:23:23.562	
6 -	23.005	97.3	29.617	13.708	117.9	14.949	102.9	1:21.279	87.65	1.380	10:24:44.841	
7 -	22.972	95.4	30.152	13.806	117.7	14.559	103.2	1:21.489	87.43	1.590	10:26:06.330	
8 -	23.007	102.9	30.126	14.137	113.9	15.449	101.2	1:22.719	86.13	2.820	10:27:29.049	
9 -	22.842	99.7	30.490	14.176	111.1	IN PIT		1:26.401	P	82.46	6.502	10:28:55.450
10 -	OUTLAP	95.5	29.486	13.744	117.7	15.055	103.0	3:13.375	36.84	1:53.476	10:32:08.825	
11 -	22.661	101.8	29.129	13.900	116.7	14.594	103.4	1:20.284	88.74	0.385	10:33:29.109	
12 -	22.675	102.2	29.058	13.958	116.3	14.515	103.0	1:20.206	(2)	88.82	0.307	10:34:49.315
13 -	22.641	96.6	29.344	13.853	116.3	14.497	102.9	1:20.335	88.68	0.436	10:36:09.650	
14 -	22.750	99.7	29.517	13.669	117.9	14.596	101.8	1:20.532	88.46	0.633	10:37:30.182	
15 -	22.704	100.6	29.078	13.636	117.3	14.481	103.0	1:19.899	(1)	89.17		10:38:50.081
16 -	22.674	96.5	29.421	13.690	117.5	14.446	103.0	1:20.231	(3)	88.80	0.332	10:40:10.312

Weather / Track : Sunny / Dry

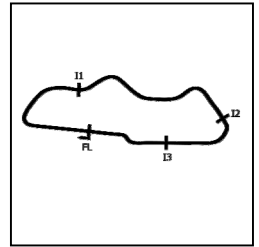
Donington Park National
Circuit Length = 1.9790 miles
Start: 10:00 Flag 10:40 End: 10:42

MCRCB BULLETIN TK002

2020 Bennetts British Superbike Championship - Quattro Group Round 1

2020 Honda British Talent Cup

FREE PRACTICE 1 - SECTOR ANALYSIS



SECTOR 1 = FL to I1, SECTOR 2 = I1 to I2, SECTOR 3 = I2 to I3, SECTOR 4 = I3 to FL, DIFF = Difference To Personal Best Lap, P = Crossed Finish Line in Pit Lane, D = Time Disallowed

P14 27		Calum BEACH				Honda - Calum Beach Racing / SP125 Racing					
IDEAL LAP TIME : 1:20.052		BEST LAP TIME : 1:20.262				DIFFERENCE : 0.210					
LAP	SECTOR 1	SECTOR 2	SECTOR 3	SECTOR 4	LAP TIME	MPH	DIFF	TIME OF DAY			
1 -	OUTLAP	86.8	33.732	14.801	110.7	16.355	98.6		10:02:43.483		
2 -	24.391	91.4	31.950	14.402	112.2	15.423	100.0	1:26.166	82.68	5.904	10:04:09.649
3 -	23.870	98.8	30.431	13.960	113.5	14.988	99.8	1:23.249	85.58	2.987	10:05:32.898
4 -	OUTLAP	96.1	32.144	14.473	110.1	15.173	97.8	12:31.282	9.48	11:11.020	10:18:04.180
5 -	23.794	106.1	30.307	14.048	111.6	15.147	96.6	1:23.296	85.53	3.034	10:19:27.476
6 -	23.628	103.7	30.540	14.107	111.8	14.759	100.7	1:23.034	85.80	2.772	10:20:50.510
7 -	23.414	100.7	30.238	13.996	112.9	14.756	100.0	1:22.404	86.45	2.142	10:22:12.914
8 -	23.203	105.1	29.613	14.115	112.7	14.462	100.1	1:21.393	87.53	1.131	10:23:34.307
9 -	23.339	104.3	30.000	14.275	111.8	14.664	99.1	1:22.278	86.59	2.016	10:24:56.585
10 -	23.171	105.3	29.666	13.953	111.1	14.644	99.7	1:21.434	87.48	1.172	10:26:18.019
11 -	23.227	106.8	29.912	13.944	112.4	14.400	98.6	1:21.483	87.43	1.221	10:27:39.502
12 -	23.000	101.5	29.141	13.983	112.9	14.586	100.1	1:20.710 (3)	88.27	0.448	10:29:00.212
13 -	22.918	110.7	29.676	13.914	112.9	14.581	100.0	1:21.089	87.86	0.827	10:30:21.301
14 -	23.232	99.8	29.658	14.400	111.8	14.392	99.5	1:21.682	87.22	1.420	10:31:42.983
15 -	23.690	95.3	30.289	14.377	108.2	IN PIT		1:28.488 P	80.51	8.226	10:33:11.471
16 -	OUTLAP	97.6	30.452	13.892	115.1	14.620	101.5	3:29.591	33.99	2:09.329	10:36:41.062
17 -	23.041	104.2	29.017	13.888	113.5	14.316	100.6	1:20.262 (1)	88.76		10:38:01.324
18 -	22.881	107.5	29.197	13.838	112.4	14.637	99.2	1:20.553 (2)	88.44	0.291	10:39:21.877
19 -	22.956	104.2	29.348	13.979	111.2	14.746	100.0	1:21.029	87.92	0.767	10:40:42.906

P15 4		Sullivan MOUNSEY				Honda - Lloyd & Jones PR Racing					
IDEAL LAP TIME : 1:19.778		BEST LAP TIME : 1:20.286				DIFFERENCE : 0.508					
LAP	SECTOR 1	SECTOR 2	SECTOR 3	SECTOR 4	LAP TIME	MPH	DIFF	TIME OF DAY			
1 -	OUTLAP	85.4	31.772	14.245	119.1	15.336	102.7		10:19:07.335		
2 -	23.696	98.9	30.459	14.137	119.1	15.017	102.1	1:23.309	85.52	3.023	10:20:30.644
3 -	22.926	96.5	30.841	13.966	119.4	14.959	105.0	1:22.692	86.15	2.406	10:21:53.336
4 -	23.291	100.0	30.152	14.114	119.4	15.136	103.7	1:22.693	86.15	2.407	10:23:16.029
5 -	23.248	103.0	30.384	14.118	118.1	IN PIT		1:28.303 P	80.68	8.017	10:24:44.332
6 -	OUTLAP	104.8	30.200	13.908	119.8	14.803	104.0	4:10.839	28.40	2:50.553	10:28:55.171
7 -	23.138	108.2	29.927	13.819	119.6	14.816	102.9	1:21.700	87.20	1.414	10:30:16.871
8 -	22.837	102.2	29.311	13.778	119.8	14.626	103.5	1:20.552 (2)	88.44	0.266	10:31:37.423
9 -	22.991	100.9	30.518	13.785	118.7	14.572	103.5	1:21.866	87.02	1.580	10:32:59.289
10 -	23.161	106.0	29.530	13.865	119.1	14.856	103.5	1:21.412	87.51	1.126	10:34:20.701
11 -	23.095	108.0	30.050	13.821	118.7	14.509	103.8	1:21.475	87.44	1.189	10:35:42.176
12 -	22.698	108.2	29.485	14.101	118.9	14.730	103.7	1:21.014	87.94	0.728	10:37:03.190
13 -	22.296	110.0	29.723	13.874	118.9	14.393	103.2	1:20.286 (1)	88.74		10:38:23.476
14 -	22.448	106.1	29.588	13.864	118.9	14.727	104.2	1:20.627 (3)	88.36	0.341	10:39:44.103
15 -	22.953	101.6	30.065	13.939	117.5	IN PIT		1:27.461 P	81.46	7.175	10:41:11.564

Weather / Track : Sunny / Dry

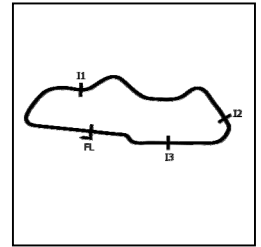
Donington Park National
Circuit Length = 1.9790 miles
Start: 10:00 Flag 10:40 End: 10:42

MCRCB BULLETIN TK002

2020 Bennetts British Superbike Championship - Quattro Group Round 1

2020 Honda British Talent Cup

FREE PRACTICE 1 - SECTOR ANALYSIS



SECTOR 1 = FL to I1, SECTOR 2 = I1 to I2, SECTOR 3 = I2 to I3, SECTOR 4 = I3 to FL, DIFF = Difference To Personal Best Lap, P = Crossed Finish Line in Pit Lane, D = Time Disallowed

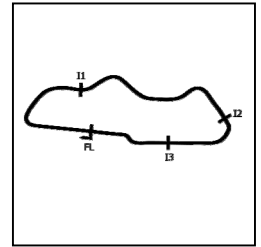
P16 57		Josh HIATT				Honda - Wilson Racing					
IDEAL LAP TIME : 1:19.932		BEST LAP TIME : 1:20.390				DIFFERENCE : 0.458					
LAP	SECTOR 1	SECTOR 2	SECTOR 3	SECTOR 4	LAP TIME	MPH	DIFF	TIME OF DAY			
1 -	OUTLAP	87.1	33.664	14.837	109.8	16.395	96.5		10:03:30.574		
2 -	24.598	94.2	31.317	14.587	111.4	15.648	97.2	1:26.150	82.70	5.760	10:04:56.724
3 -	OUTLAP	87.4	32.711	14.709	108.7	16.149	96.5	13:58.021	8.50	12:37.631	10:18:54.745
4 -	24.030	98.2	30.400	14.380	111.4	15.536	98.6	1:24.346	84.46	3.956	10:20:19.091
5 -	23.571	104.2	29.487	14.312	111.8	14.968	98.3	1:22.338	86.52	1.948	10:21:41.429
6 -	23.151	107.2	29.314	14.152	111.6	14.728	98.5	1:21.345	87.58	0.955	10:23:02.774
7 -	23.260	105.0	29.558	14.153	112.4	14.975	98.6	1:21.946	86.94	1.556	10:24:24.720
8 -	23.643	89.4	29.830	14.090	112.0	14.972	97.3	1:22.535	86.32	2.145	10:25:47.255
9 -	23.244	104.6	29.987	14.152	113.1	15.029	98.8	1:22.412	86.45	2.022	10:27:09.667
10 -	23.183	105.8	29.216	13.961	112.2	14.743	98.2	1:21.103	87.84	0.713	10:28:30.770
11 -	22.913	107.3	29.050	13.892	112.7	14.639	99.7	1:20.494 (2)	88.51	0.104	10:29:51.264
12 -	22.832	109.6	29.362	13.829	113.7	15.474	97.3	1:21.497	87.42	1.107	10:31:12.761
13 -	23.340	104.5	29.563	13.808	114.7	14.390	99.1	1:21.101	87.84	0.711	10:32:33.862
14 -	23.084	109.8	29.201	14.170	109.6	IN PIT		1:27.487 P	81.43	7.097	10:34:01.349
15 -	OUTLAP	95.3	30.125	14.146	112.0	14.674	98.2	2:39.605	44.63	1:19.215	10:36:40.954
16 -	23.348	103.0	29.388	14.027	113.3	14.480	99.2	1:21.243	87.69	0.853	10:38:02.197
17 -	22.816	110.9	28.918	13.876	113.1	14.780	99.5	1:20.390 (1)	88.62		10:39:22.587
18 -	23.039	103.7	29.131	13.904	112.2	14.483	100.4	1:20.557 (3)	88.44	0.167	10:40:43.144

P17 14		Evann PENDRILL				Honda - VHC Racing					
IDEAL LAP TIME : 1:20.458		BEST LAP TIME : 1:20.636				DIFFERENCE : 0.178					
LAP	SECTOR 1	SECTOR 2	SECTOR 3	SECTOR 4	LAP TIME	MPH	DIFF	TIME OF DAY			
1 -	OUTLAP	84.4	33.647	15.115	110.3	15.988	99.8				10:04:41.834
2 -	OUTLAP	89.1	32.045	14.628	110.0	15.676	96.8	15:21.948	7.72	14:01.312	10:20:03.782
3 -	24.858	97.6	30.897	14.299	111.2	15.118	97.8	1:25.172	83.65	4.536	10:21:28.954
4 -	24.032	98.3	31.122	14.271	113.3	15.886	98.3	1:25.311	83.51	4.675	10:22:54.265
5 -	24.398	94.2	31.701	14.191	114.1	15.068	97.6	1:25.358	83.46	4.722	10:24:19.623
6 -	23.488	103.8	30.325	14.175	111.4	15.024	97.5	1:23.012	85.82	2.376	10:25:42.635
7 -	23.815	104.3	30.334	14.029	111.2	15.118	97.3	1:23.296	85.53	2.660	10:27:05.931
8 -	23.455	110.1	29.858	14.101	110.9	15.043	97.9	1:22.457	86.40	1.821	10:28:28.388
9 -	23.365	110.5	29.320	14.009	110.9	14.802	99.5	1:21.496	87.42	0.860	10:29:49.884
10 -	23.136	105.5	30.018	14.192	111.6	15.034	96.6	1:22.380	86.48	1.744	10:31:12.264
11 -	23.486	108.0	29.626	14.019	112.0	14.727	99.5	1:21.858	87.03	1.222	10:32:34.122
12 -	23.345	108.0	29.532	13.870	113.5	14.837	98.6	1:21.584	87.32	0.948	10:33:55.706
13 -	23.273	106.8	29.309	13.988	111.8	14.634	98.6	1:21.204	87.73	0.568	10:35:16.910
14 -	23.186	112.2	29.233	13.941	112.4	14.709	98.3	1:21.069 (3)	87.88	0.433	10:36:37.979
15 -	23.163	108.7	29.286	14.085	111.2	14.658	98.8	1:21.192	87.75	0.556	10:37:59.171
16 -	22.914	110.0	29.193	13.817	112.2	14.712	99.5	1:20.636 (1)	88.35		10:39:19.807
17 -	22.994	113.1	29.257	14.058	112.4	14.534	99.5	1:20.843 (2)	88.12	0.207	10:40:40.650

Weather / Track : Sunny / Dry

Donington Park National
Circuit Length = 1.9790 miles
Start: 10:00 Flag 10:40 End: 10:42

FREE PRACTICE 1 - SECTOR ANALYSIS



SECTOR 1 = FL to I1, SECTOR 2 = I1 to I2 SECTOR 3 = I2 to I3, SECTOR 4 = I3 to FL, DIFF = Difference To Personal Best Lap, P = Crossed Finish Line in Pit Lane, D = Time Disallowed

P18 11		Rossi DOBSON				Honda - Rossi Dobson			
IDEAL LAP TIME : 1:20.600		BEST LAP TIME : 1:20.812				DIFFERENCE : 0.212			
LAP	SECTOR 1	SECTOR 2	SECTOR 3	SECTOR 4	LAP TIME	MPH	DIFF	TIME OF DAY	
1 -	OUTLAP	63.6	37.234	15.641 84.4	18.204 100.7			10:03:15.817	
2 -	26.493	82.5	33.193	14.506 102.6	16.314 101.5	1:30.506	78.72	9.694 10:04:46.323	
3 -	OUTLAP	73.9	35.055	15.235 102.9	16.938 98.3	14:03.407	8.44	12:42.595 10:18:49.730	
4 -	26.565	86.3	32.004	14.343 109.8	16.019 101.8	1:28.931	80.11	8.119 10:20:18.661	
5 -	24.862	95.4	30.331	14.109 115.7	15.537 101.9	1:24.839	83.97	4.027 10:21:43.500	
6 -	23.949	95.5	30.149	14.273 116.1	15.355 102.1	1:23.726	85.09	2.914 10:23:07.226	
7 -	23.748	97.6	30.080	13.923 116.7	15.341 102.1	1:23.092	85.74	2.280 10:24:30.318	
8 -	23.599	97.1	29.893	13.889 116.1	15.355 101.6	1:22.736	86.11	1.924 10:25:53.054	
9 -	23.542	100.3	30.839	14.441 114.1	15.340 101.9	1:24.162	84.65	3.350 10:27:17.216	
10 -	23.495	100.1	29.579	13.899 116.3	15.338 101.2	1:22.311	86.55	1.499 10:28:39.527	
11 -	23.262	102.2	29.297	13.780 114.1	15.622 101.2	1:21.961	86.92	1.149 10:30:01.488	
12 -	23.154	97.1	29.145	13.711 116.7	14.979 101.6	1:20.989 (3)	87.97	0.177 10:31:22.477	
13 -	23.010	106.6	29.059	13.928 115.5	15.367 100.1	1:21.364	87.56	0.552 10:32:43.841	
14 -	23.561	104.5	29.361	13.859 114.7	15.425 100.7	1:22.206	86.66	1.394 10:34:06.047	
15 -	23.240	103.5	29.168	13.790 115.5	15.122 102.2	1:21.320	87.61	0.508 10:35:27.367	
16 -	23.432	102.1	28.972	13.853 117.1	15.296 102.4	1:21.553	87.36	0.741 10:36:48.920	
17 -	23.104	99.2	30.210	14.253 114.9	15.029 102.6	1:22.596	86.25	1.784 10:38:11.516	
18 -	22.956	109.2	29.128	13.745 116.7	15.113 101.3	1:20.942 (2)	88.02	0.130 10:39:32.458	
19 -	22.938	108.0	28.985	13.795 115.1	15.094 101.9	1:20.812 (1)	88.16	10:40:53.270	

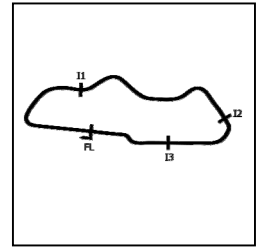
P19 69		Gary SCOTT				Honda - Scott Racing			
IDEAL LAP TIME : 1:20.644		BEST LAP TIME : 1:20.821				DIFFERENCE : 0.177			
LAP	SECTOR 1	SECTOR 2	SECTOR 3	SECTOR 4	LAP TIME	MPH	DIFF	TIME OF DAY	
1 -	OUTLAP	76.9	34.714	15.491 112.5	16.532 97.1			10:03:00.420	
2 -	25.055	97.2	31.992	14.676 114.1	15.250 100.9	1:26.973	81.91	6.152 10:04:27.393	
3 -	25.153	103.7	30.576	14.573 113.1	15.187 97.6	1:25.489	83.33	4.668 10:05:52.882	
4 -	OUTLAP	102.2	30.989	15.136 112.0	15.262 100.0	12:31.623	9.47	11:10.802 10:18:24.505	
5 -	24.322	89.0	30.070	14.378 113.1	15.247 98.3	1:24.017	84.80	3.196 10:19:48.522	
6 -	25.163	106.1	30.073	14.391 111.8	15.248 98.3	1:24.875	83.94	4.054 10:21:13.397	
7 -	23.417	104.6	29.733	14.517 113.5	14.782 100.9	1:22.449	86.41	1.628 10:22:35.846	
8 -	23.213	103.7	29.528	14.126 114.3	14.724 100.0	1:21.591	87.32	0.770 10:23:57.437	
9 -	23.148	109.4	30.056	14.395 113.1	IN PIT	1:28.967 P	80.08	8.146 10:25:26.404	
10 -	OUTLAP	107.3	29.958	14.293 112.2	14.800 98.9	6:19.487	18.77	4:58.666 10:31:45.891	
11 -	23.128	108.9	28.990	13.896 113.7	15.326 98.6	1:21.340 (3)	87.59	0.519 10:33:07.231	
12 -	23.268	108.5	29.166	14.034 112.4	14.661 98.2	1:21.129 (2)	87.81	0.308 10:34:28.360	
13 -	23.097	109.8	29.052	14.010 112.0	14.662 98.5	1:20.821 (1)	88.15	10:35:49.181	
14 -	24.001	100.3	31.157	18.770 55.2	IN PIT	1:34.959 P	75.02	14.138 10:37:24.140	

MCRCB BULLETIN TK002

2020 Bennetts British Superbike Championship - Quattro Group Round 1

2020 Honda British Talent Cup

FREE PRACTICE 1 - SECTOR ANALYSIS



SECTOR 1 = FL to I1, SECTOR 2 = I1 to I2, SECTOR 3 = I2 to I3, SECTOR 4 = I3 to FL, DIFF = Difference To Personal Best Lap, P = Crossed Finish Line in Pit Lane, D = Time Disallowed

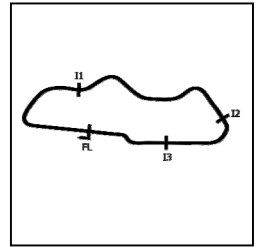
P20 48		Ollie WALKER				Honda - Moto Rapido / SP125 Racing					
IDEAL LAP TIME : 1:20.423		BEST LAP TIME : 1:20.860				DIFFERENCE : 0.437					
LAP	SECTOR 1	SECTOR 2	SECTOR 3	SECTOR 4	LAP TIME	MPH	DIFF	TIME OF DAY			
1 -	OUTLAP	68.7	41.493	16.274	106.6	17.742	99.1		10:03:09.131		
2 -	26.217	78.4	34.895	15.339	115.5	15.937	102.4	1:32.388	77.11	11.528	10:04:41.519
3 -	OUTLAP	82.4	34.320	15.469	98.6	17.123	99.2	13:50.020	8.58	12:29.160	10:18:31.539
4 -	25.023	87.2	32.170	14.578	114.5	15.679	100.9	1:27.450	81.47	6.590	10:19:58.989
5 -	24.449	90.8	32.880	14.699	114.1	15.441	102.4	1:27.469	81.45	6.609	10:21:26.458
6 -	25.185	81.6	31.156	14.397	115.9	15.263	102.1	1:26.001	82.84	5.141	10:22:52.459
7 -	23.913	92.0	31.037	14.376	116.5	14.976	101.8	1:24.302	84.51	3.442	10:24:16.761
8 -	23.728	94.7	30.749	14.237	116.1	14.823	102.7	1:23.537	85.28	2.677	10:25:40.298
9 -	23.475	100.1	30.493	14.139	116.5	14.850	101.6	1:22.957	85.88	2.097	10:27:03.255
10 -	23.177	98.5	30.140	14.006	117.3	14.612	103.5	1:21.935	86.95	1.075	10:28:25.190
11 -	23.475	96.6	30.477	14.009	116.9	14.720	101.8	1:22.681	86.17	1.821	10:29:47.871
12 -	23.154	98.3	29.648	14.058	116.9	14.822	102.2	1:21.682	87.22	0.822	10:31:09.553
13 -	23.562	100.9	29.619	13.939	117.7	16.679	92.1	1:23.799	85.02	2.939	10:32:33.352
14 -	23.386	102.4	29.872	13.865	115.9	14.966	101.6	1:22.089	86.79	1.229	10:33:55.441
15 -	23.002	100.0	29.464	13.750	116.9	14.658	103.0	1:20.874 (2)	88.09	0.014	10:35:16.315
16 -	22.976	103.5	29.520	13.932	116.7	14.657	102.7	1:21.085	87.86	0.225	10:36:37.400
17 -	22.829	102.2	29.575	13.927	117.1	14.690	102.2	1:21.021	87.93	0.161	10:37:58.421
18 -	22.786	101.2	29.474	13.901	115.7	14.806	103.4	1:20.967 (3)	87.99	0.107	10:39:19.388
19 -	22.922	103.4	29.501	14.014	116.1	14.423	102.7	1:20.860 (1)	88.11		10:40:40.248

P21 44		Lucas HILL				Honda - Ashcourt Racing					
IDEAL LAP TIME : 1:21.055		BEST LAP TIME : 1:21.143				DIFFERENCE : 0.088					
LAP	SECTOR 1	SECTOR 2	SECTOR 3	SECTOR 4	LAP TIME	MPH	DIFF	TIME OF DAY			
1 -	OUTLAP	64.1	41.342	17.751	92.1	19.627	94.2		10:03:02.654		
2 -	27.914	80.1	35.693	15.525	111.8	16.872	100.3	1:36.004	74.21	14.861	10:04:38.658
3 -	OUTLAP	84.2	34.199	15.399	109.8	17.069	98.8	13:31.565	8.77	12:10.422	10:18:10.223
4 -	25.650	95.7	32.110	14.979	112.4	16.272	99.7	1:29.011	80.04	7.868	10:19:39.234
5 -	24.831	93.8	31.954	14.608	113.5	15.893	101.2	1:27.286	81.62	6.143	10:21:06.520
6 -	24.390	95.4	30.820	14.403	113.3	15.449	101.2	1:25.062	83.75	3.919	10:22:31.582
7 -	24.205	97.8	30.641	14.321	114.1	15.040	101.2	1:24.207	84.60	3.064	10:23:55.789
8 -	24.120	93.8	30.825	14.607	114.9	15.925	96.8	1:25.477	83.35	4.334	10:25:21.266
9 -	24.076	97.5	30.311	14.120	115.7	15.154	102.2	1:23.661	85.16	2.518	10:26:44.927
10 -	24.423	99.5	30.705	14.363	113.7	15.115	100.7	1:24.606	84.20	3.463	10:28:09.533
11 -	23.697	101.2	30.795	14.034	115.7	15.204	101.6	1:23.730	85.09	2.587	10:29:33.263
12 -	23.754	101.9	29.749	14.225	114.9	15.077	101.9	1:22.805 (2)	86.04	1.662	10:30:56.068
13 -	23.533	101.6	30.422	17.457	62.1	IN PIT		1:36.460 P	73.86	15.317	10:32:32.528
14 -	OUTLAP	101.2	30.186	14.126	114.1	14.984	101.3	2:30.552	47.32	1:09.409	10:35:03.080
15 -	23.677	105.8	29.710	14.468	108.7	16.440	96.9	1:24.295	84.52	3.152	10:36:27.375
16 -	23.443	104.5	29.203	13.975	116.3	14.522	102.2	1:21.143 (1)	87.80		10:37:48.518
17 -	24.093	90.1	30.022	13.887	117.1	14.855	103.4	1:22.857 (3)	85.98	1.714	10:39:11.375
18 -	23.498	104.3	29.757	14.283	112.7	15.363	99.5	1:22.901	85.94	1.758	10:40:34.276

Weather / Track : Sunny / Dry

Donington Park National
Circuit Length = 1.9790 miles
Start: 10:00 Flag 10:40 End: 10:42

FREE PRACTICE 1 - SECTOR ANALYSIS



SECTOR 1 = FL to I1, SECTOR 2 = I1 to I2, SECTOR 3 = I2 to I3, SECTOR 4 = I3 to FL, DIFF = Difference To Personal Best Lap, P = Crossed Finish Line in Pit Lane, D = Time Disallowed

P22 2		Rhys COATES				Honda - Ernie Coates Race Support					
IDEAL LAP TIME : 1:22.358		BEST LAP TIME : 1:22.614				DIFFERENCE : 0.256					
LAP	SECTOR 1	SECTOR 2	SECTOR 3	SECTOR 4	LAP TIME	MPH	DIFF	TIME OF DAY			
1 -	OUTLAP	71.5	36.998	15.448	98.1	18.018	99.7		10:03:18.026		
2 -	26.510	80.4	33.822	15.391	109.2	16.187	100.6	1:31.910	77.51	9.296	10:04:49.936
3 -	OUTLAP	80.1	33.720	15.142	108.2	16.688	98.6	13:43.156	8.65	12:20.542	10:18:33.092
4 -	24.726	92.4	32.024	14.612	112.5	15.963	99.4	1:27.325	81.58	4.711	10:20:00.417
5 -	24.261	92.0	32.041	14.802	112.7	15.924	100.6	1:27.028	81.86	4.414	10:21:27.445
6 -	24.606	81.5	31.736	14.413	114.5	15.916	99.1	1:26.671	82.20	4.057	10:22:54.116
7 -	24.427	91.0	31.444	14.341	114.3	15.762	99.1	1:25.974	82.86	3.360	10:24:20.090
8 -	24.029	94.6	31.034	14.211	115.7	15.484	99.4	1:24.758	84.05	2.144	10:25:44.848
9 -	23.514	93.9	31.858	14.274	113.5	15.863	99.1	1:25.509	83.32	2.895	10:27:10.357
10 -	23.874	93.8	31.154	14.485	114.5	15.718	99.2	1:25.231	83.59	2.617	10:28:35.588
11 -	23.775	90.6	31.908	14.386	114.5	15.839	98.6	1:25.908	82.93	3.294	10:30:01.496
12 -	23.631	92.4	31.038	14.217	114.5	14.920	100.0	1:23.806	85.01	1.192	10:31:25.302
13 -	23.565	96.0	31.516	14.204	113.7	15.422	100.6	1:24.707	84.10	2.093	10:32:50.009
14 -	23.231	103.2	30.095	14.112	113.7	15.176	99.7	1:22.614 (1)	86.24		10:34:12.623
15 -	23.427	101.8	30.528	14.143	113.7	15.438	99.2	1:23.536	85.28	0.922	10:35:36.159
16 -	23.809	98.9	31.555	14.227	113.3	15.130	99.4	1:24.721	84.09	2.107	10:37:00.880
17 -	23.894	94.1	30.167	14.225	113.9	15.652	98.5	1:23.938	84.87	1.324	10:38:24.818
18 -	23.456	96.0	30.181	14.190	113.5	15.139	99.8	1:22.966 (2)	85.87	0.352	10:39:47.784
19 -	23.496	101.6	30.511	14.252	112.7	15.145	98.5	1:23.404 (3)	85.42	0.790	10:41:11.188

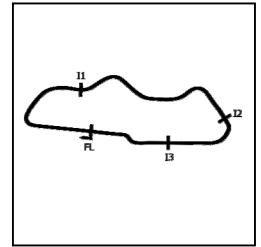
P23 65		Alexander ROWAN				Honda - Alexander Rowan Racing					
IDEAL LAP TIME : 1:22.407		BEST LAP TIME : 1:23.113				DIFFERENCE : 0.706					
LAP	SECTOR 1	SECTOR 2	SECTOR 3	SECTOR 4	LAP TIME	MPH	DIFF	TIME OF DAY			
1 -	OUTLAP	62.7	37.892	16.513	112.7	16.795	101.2		10:05:43.966		
2 -	OUTLAP	63.0	35.754	15.455	115.7	16.706	99.5	12:38.058	9.39	11:14.945	10:18:22.024
3 -	27.378	73.0	34.902	15.073	116.5	15.525	104.0	1:32.878	76.70	9.765	10:19:54.902
4 -	26.564	75.6	34.143	14.831	116.9	15.660	102.2	1:31.198	78.12	8.085	10:21:26.100
5 -	25.562	76.0	33.917	14.698	118.3	15.812	103.5	1:29.989	79.17	6.876	10:22:56.089
6 -	25.092	81.3	32.498	14.498	118.3	15.403	103.7	1:27.491	81.43	4.378	10:24:23.580
7 -	24.793	79.3	32.267	14.465	118.1	15.334	104.0	1:26.859	82.02	3.746	10:25:50.439
8 -	24.190	86.2	32.524	14.993	115.9	15.848	103.7	1:27.555	81.37	4.442	10:27:17.994
9 -	24.668	83.1	32.186	14.412	119.1	15.094	103.2	1:26.360	82.49	3.247	10:28:44.354
10 -	24.131	86.8	31.916	14.837	106.8	15.344	103.4	1:26.228	82.62	3.115	10:30:10.582
11 -	23.913	85.8	31.150	14.325	117.9	15.295	99.1	1:24.683	84.13	1.570	10:31:35.265
12 -	24.739	87.7	31.770	14.194	118.5	14.569	104.0	1:25.272	83.55	2.159	10:33:00.537
13 -	23.947	86.2	31.104	14.298	117.9	14.676	102.1	1:24.025 (3)	84.79	0.912	10:34:24.562
14 -	24.548	88.0	30.497	14.035	118.5	14.704	103.8	1:23.784 (2)	85.03	0.671	10:35:48.346
15 -	24.040	85.3	30.266	14.103	117.7	14.704	102.6	1:23.113 (1)	85.72		10:37:11.459
16 -	23.823	87.1	29.980	14.039	117.7	16.311	89.3	1:24.153	84.66	1.040	10:38:35.612
17 -	25.090	87.1	31.173	14.727	102.2	IN PIT		1:33.254 P	76.40	10.141	10:40:08.866

MCRCB BULLETIN TK002

2020 Bennetts British Superbike Championship - Quattro Group Round 1

2020 Honda British Talent Cup

FREE PRACTICE 1 - SECTOR ANALYSIS



SECTOR 1 = FL to I1, SECTOR 2 = I1 to I2 SECTOR 3 = I2 to I3, SECTOR 4 = I3 to FL, DIFF = Difference To Personal Best Lap, P = Crossed Finish Line in Pit Lane, D = Time Disallowed

P24 99		Bailey STUART-CAMPBELL				Honda - 151s S-C Racing			
IDEAL LAP TIME :		BEST LAP TIME : 1:23.617				DIFFERENCE :			
LAP	SECTOR 1	SECTOR 2	SECTOR 3	SECTOR 4	LAP TIME	MPH	DIFF	TIME OF DAY	
1 -								10:02:37.011	
2 -					1:29.664	79.45	6.047	10:04:06.675	
3 -					1:29.902	79.24	6.285	10:05:36.577	
4 -					13:05.409	9.07	11:41.792	10:18:41.986	
5 -					1:28.992	80.05	5.375	10:20:10.978	
6 -					6:58.487	17.02	5:34.870	10:27:09.465	
7 -					1:25.576	83.25	1.959	10:28:35.041	
8 -					1:25.518	83.31	1.901	10:30:00.559	
9 -					1:25.466	83.36	1.849	10:31:26.025	
10 -					1:25.007	83.81	1.390	10:32:51.032	
11 -					1:23.785 (2)	85.03	0.168	10:34:14.817	
12 -					1:24.188	84.62	0.571	10:35:39.005	
13 -					1:24.413	84.40	0.796	10:37:03.418	
14 -					1:24.107 (3)	84.70	0.490	10:38:27.525	
15 -					1:23.617 (1)	85.20		10:39:51.142	
16 -					1:24.588	84.22	0.971	10:41:15.730	

P25 90		Harry COOK				Honda - JDF Racing			
IDEAL LAP TIME : 1:23.201		BEST LAP TIME : 1:23.687				DIFFERENCE : 0.486			
LAP	SECTOR 1	SECTOR 2	SECTOR 3	SECTOR 4	LAP TIME	MPH	DIFF	TIME OF DAY	
1 -	OUTLAP	60.5	37.984	15.713	107.8	18.029	97.2	10:03:17.771	
2 -	25.984	85.7	34.484	15.290	112.9	16.003	98.6	1:31.761 77.64 8.074 10:04:49.532	
3 -	OUTLAP	82.8	34.348	15.708	110.7	16.888	92.4	13:33.065 8.76 12:09.378 10:18:22.597	
4 -	26.050	84.9	32.975	14.565	111.4	16.248	97.1	1:29.838 79.30 6.151 10:19:52.435	
5 -	24.425	95.8	31.861	14.525	113.5	15.462	96.2	1:26.273 82.58 2.586 10:21:18.708	
6 -	24.195	96.2	31.489	14.475	112.4	15.564	98.5	1:25.723 83.11 2.036 10:22:44.431	
7 -	24.572	90.4	31.768	14.607	112.0	15.479	97.1	1:26.426 82.43 2.739 10:24:10.857	
8 -	24.279	95.5	31.247	14.641	111.2	15.036	98.2	1:25.203 83.61 1.516 10:25:36.060	
9 -	23.865	98.8	30.507	14.404	111.4	14.945	99.4	1:23.721 (2) 85.09 0.034 10:26:59.781	
10 -	23.898	100.0	30.995	14.470	109.6	15.267	98.5	1:24.630 84.18 0.943 10:28:24.411	
11 -	23.744	105.6	30.542	14.495	112.4	15.260	99.4	1:24.041 (3) 84.77 0.354 10:29:48.452	
12 -	23.734	107.3	30.614	14.412	112.4	17.569	93.3	1:26.329 82.52 2.642 10:31:14.781	
13 -	24.645	97.3	31.137	14.632	107.8	IN PIT		1:31.790 P 77.61 8.103 10:32:46.571	
14 -	OUTLAP	104.6	30.756	14.429	112.7	15.405	97.8	4:01.056 29.55 2:37.369 10:36:47.627	
15 -	23.724	98.6	30.697	14.458	113.3	15.550	100.4	1:24.429 84.38 0.742 10:38:12.056	
16 -	23.466	101.9	30.610	14.513	113.9	15.098	97.2	1:23.687 (1) 85.13 10:39:35.743	
17 -	23.943	95.5	31.101	14.283	111.4	14.977	96.2	1:24.304 84.51 0.617 10:41:00.047	

P26 8		Eddie O'SHEA				Honda - WAM			
IDEAL LAP TIME : 1:22.488		BEST LAP TIME : 1:24.559				DIFFERENCE : 2.071			
LAP	SECTOR 1	SECTOR 2	SECTOR 3	SECTOR 4	LAP TIME	MPH	DIFF	TIME OF DAY	
1 -	OUTLAP	66.1	33.897	15.010	116.1	15.244	102.7	10:03:08.940	
2 -	24.098	95.7	31.082	14.042	120.9	15.337	104.0	1:24.559 (1) 84.25 10:04:33.499	

Weather / Track : Sunny / Dry

Donington Park National
Circuit Length = 1.9790 miles
Start: 10:00 Flag 10:40 End: 10:42

MCRCB BULLETIN TK003

2020 Bennetts British Superbike Championship - Quattro Group Round 1

2020 Honda British Talent Cup

FREE PRACTICE 1 - BEST SECTORS

SECTOR 1				SECTOR 2				SECTOR 3				SECTOR 4				IDEAL / BEST COMPARISON		
POS	NO	NAME	TIME	NO	NAME	TIME	NO	NAME	TIME	NO	NAME	TIME	POS	NO	NAME	IDEAL	BEST	DIFF
																PERFECT LAP	1:16.445	
1	71	FARRER	21.816	17	BOURNE	27.547	17	BOURNE	13.340	71	FARRER	13.742	1	71	FARRER	1:16.586	1:16.728	0.142
2	72	O'GORMA	21.928	71	FARRER	27.678	71	FARRER	13.350	72	O'GORMA	13.742	2	17	BOURNE	1:16.697	1:16.874	0.177
3	17	BOURNE	22.052	7	LYONS	27.681	72	O'GORMA	13.356	17	BOURNE	13.758	3	72	O'GORMAN	1:16.970	1:17.338	0.368
4	16	CLARIDG	22.098	72	O'GORMA	27.944	7	LYONS	13.453	7	LYONS	13.894	4	7	LYONS	1:17.195	1:17.195	0.000
5	7	LYONS	22.167	16	CLARIDG	27.955	74	COOK	13.484	15	CROSBY	13.905	5	16	CLARIDGE	1:17.684	1:17.967	0.283
6	37	TINKER	22.270	74	COOK	28.031	37	TINKER	13.536	16	CLARIDG	14.069	6	74	COOK	1:17.946	1:18.120	0.174
7	4	MOUNSEY	22.296	37	TINKER	28.112	16	CLARIDG	13.562	52	BELFORD	14.112	7	37	TINKER	1:18.032	1:18.648	0.616
8	74	COOK	22.311	46	DUFTON	28.417	66	THOMAS	13.567	37	TINKER	14.114	8	52	BELFORD	1:18.498	1:18.986	0.488
9	52	BELFORD	22.330	52	BELFORD	28.459	52	BELFORD	13.597	74	COOK	14.120	9	46	DUFTON	1:18.751	1:19.367	0.616
10	15	CROSBY	22.514	50	BEHAL	28.615	43	HITCHCO	13.636	46	DUFTON	14.162	10	15	CROSBY	1:18.822	1:19.047	0.225
11	46	DUFTON	22.528	15	CROSBY	28.623	46	DUFTON	13.644	27	BEACH	14.316	11	66	THOMAS	1:19.441	1:19.739	0.298
12	50	BEHAL	22.610	66	THOMAS	28.867	11	DOBSON	13.711	66	THOMAS	14.388	12	50	BEHAL	1:19.655	1:19.750	0.095
13	66	THOMAS	22.619	57	HIATT	28.918	48	WALKER	13.750	57	HIATT	14.390	13	4	MOUNSEY	1:19.778	1:20.286	0.508
14	43	HITCHCO	22.641	11	DOBSON	28.972	4	MOUNSEY	13.778	4	MOUNSEY	14.393	14	43	HITCHCOCK	1:19.781	1:19.899	0.118
15	48	WALKER	22.786	69	SCOTT	28.990	15	CROSBY	13.780	48	WALKER	14.423	15	57	HIATT	1:19.932	1:20.390	0.458
16	57	HIATT	22.816	27	BEACH	29.017	50	BEHAL	13.794	43	HITCHCO	14.446	16	27	BEACH	1:20.052	1:20.262	0.210
17	8	O'SHEA	22.866	43	HITCHCO	29.058	57	HIATT	13.808	44	HILL	14.522	17	48	WALKER	1:20.423	1:20.860	0.437
18	27	BEACH	22.881	14	PENDRIL	29.193	14	PENDRIL	13.817	14	PENDRIL	14.534	18	14	PENDRILL	1:20.458	1:20.636	0.178
19	14	PENDRIL	22.914	44	HILL	29.203	27	BEACH	13.838	65	ROWAN	14.569	19	11	DOBSON	1:20.600	1:20.812	0.212
20	11	DOBSON	22.938	4	MOUNSEY	29.311	44	HILL	13.887	50	BEHAL	14.636	20	69	SCOTT	1:20.644	1:20.821	0.177
21	69	SCOTT	23.097	48	WALKER	29.464	69	SCOTT	13.896	69	SCOTT	14.661	21	44	HILL	1:21.055	1:21.143	0.088
22	2	COATES	23.231	65	ROWAN	29.980	65	ROWAN	14.035	2	COATES	14.920	22	2	COATES	1:22.358	1:22.614	0.256
23	44	HILL	23.443	2	COATES	30.095	8	O'SHEA	14.042	90	COOK	14.945	23	65	ROWAN	1:22.407	1:23.113	0.706
24	90	COOK	23.466	8	O'SHEA	30.336	2	COATES	14.112	11	DOBSON	14.979	24	8	O'SHEA	1:22.488	1:24.559	2.071
25	65	ROWAN	23.823	90	COOK	30.507	90	COOK	14.283	8	O'SHEA	15.244	25	90	COOK	1:23.201	1:23.687	0.486
26													26	99	STUART-CAMPBELL		1:23.617	

Weather / Track : Sunny / Dry

Results can be found at www.tsl-timing.com

Donington Park National
Circuit Length = 1.9790 miles
Start: 10:00 Flag 10:40 End: 10:42

Printed - 10:45 Friday, 07 August 2020

MCRCB BULLETIN TK004**2020 Bennetts British Superbike Championship - Quattro Group Round 1****2020 Honda British Talent Cup****FREE PRACTICE 1 - BEST SPEEDS**

POS	INTERMEDIATE 1			INTERMEDIATE 2			INTERMEDIATE 3			FINISH LINE		
	NO	NAME	MPH	NO	NAME	MPH	NO	NAME	MPH	NO	NAME	MPH
1	71	FARRER	118.3				72	O'GORMAN	123.8	72	O'GORMAN	107.2
2	7	LYONS	115.5				71	FARRER	122.0	4	MOUNSEY	105.0
3	72	O'GORMAN	114.5				8	O'SHEA	120.9	71	FARRER	104.8
4	16	CLARIDGE	114.5				4	MOUNSEY	119.8	37	TINKER	104.3
5	17	BOURNE	113.9				52	BELFORD	119.4	65	ROWAN	104.0
6	14	PENDRILL	113.1				65	ROWAN	119.1	8	O'SHEA	104.0
7	66	THOMAS	111.4				7	LYONS	118.7	16	CLARIDGE	103.7
8	15	CROSBY	110.9				37	TINKER	118.7	52	BELFORD	103.7
9	46	DUFTON	110.9				43	HITCHCOCK	118.5	43	HITCHCOCK	103.7
10	57	HIATT	110.9				74	COOK	118.1	17	BOURNE	103.5
11	27	BEACH	110.7				17	BOURNE	117.7	7	LYONS	103.5
12	50	BEHAL	110.0				48	WALKER	117.7	48	WALKER	103.5
13	4	MOUNSEY	110.0				15	CROSBY	117.5	44	HILL	103.4
14	69	SCOTT	109.8				16	CLARIDGE	117.1	74	COOK	103.0
15	11	DOBSON	109.2				11	DOBSON	117.1	15	CROSBY	103.0
16	37	TINKER	108.7				44	HILL	117.1	11	DOBSON	102.6
17	74	COOK	107.5				66	THOMAS	116.7	46	DUFTON	102.2
18	52	BELFORD	107.3				50	BEHAL	116.3	50	BEHAL	101.9
19	90	COOK	107.3				46	DUFTON	116.1	27	BEACH	101.5
20	44	HILL	105.8				2	COATES	115.7	66	THOMAS	100.9
21	48	WALKER	103.5				27	BEACH	115.1	69	SCOTT	100.9
22	2	COATES	103.2				57	HIATT	114.7	2	COATES	100.6
23	43	HITCHCOCK	102.9				69	SCOTT	114.3	57	HIATT	100.4
24	8	O'SHEA	100.7				14	PENDRILL	114.1	90	COOK	100.4
25	65	ROWAN	88.0				90	COOK	113.9	14	PENDRILL	99.8
26												

Weather / Track : Sunny / Dry

Results can be found at www.tsl-timing.comDonington Park National
Circuit Length = 1.9790 miles
Start: 10:00 Flag 10:40 End: 10:42

Printed - 10:46 Friday, 07 August 2020

MCRCB BULLETIN TK005

2020 Bennetts British Superbike Championship - Quattro Group Round 1

2020 Honda British Talent Cup

FREE PRACTICE 1 - STATISTICS

Competitors Started	26
Planned Start	2020-08-07 @ 10:00:00.000
Actual Start	2020-08-07 @ 10:00:00.904
Finish Time	2020-08-07 @ 10:40:08.135
Track Length	1.9790mi.
Total Laps	446
Total Distance Covered	882.6639mi.

Session Fastest Lap History

NO	NAME	LAP TIME	TIME OF DAY	LAP	VEHICLE
52	Evan BELFORD	1:30.772	10:03:14.878	2	Honda
17	Franco BOURNE	1:22.032	10:03:46.244	2	Honda
37	Corey TINKER	1:22.027	10:04:00.752	2	Honda
16	Harvey CLARIDGE	1:21.070	10:04:10.457	2	Honda
7	Jamie LYONS	1:20.862	10:04:12.220	2	Honda
17	Franco BOURNE	1:20.574	10:05:06.818	3	Honda
71	Charlie FARRER	1:20.007	10:05:14.913	2	Honda
17	Franco BOURNE	1:19.721	10:18:58.284	5	Honda
71	Charlie FARRER	1:18.326	10:19:33.714	4	Honda
71	Charlie FARRER	1:17.677	10:20:51.390	5	Honda
71	Charlie FARRER	1:17.189	10:24:45.101	8	Honda
17	Franco BOURNE	1:17.119	10:33:49.510	14	Honda
17	Franco BOURNE	1:16.874	10:37:41.159	17	Honda
71	Charlie FARRER	1:16.728	10:39:48.301	14	Honda

Flag History

TYPE	TIME OF DAY
GREEN	10:00:00.904
RED	10:05:53.500
GREEN	10:16:00.732
FINISH	10:40:08.135

Flag Statistics

TYPE	COUNT	TOTAL LAPS	TOTAL TIME
Green	2	22	32:29.478
Red	1	0	10:07.231
Safety Car	0	0	0.000
FCY	0	0	0.000

Weather / Track : Sunny / Dry

Results can be found at www.tsl-timing.com

Donington Park National
Circuit Length = 1.9790 miles
Start: 10:00 Flag 10:40 End: 10:42

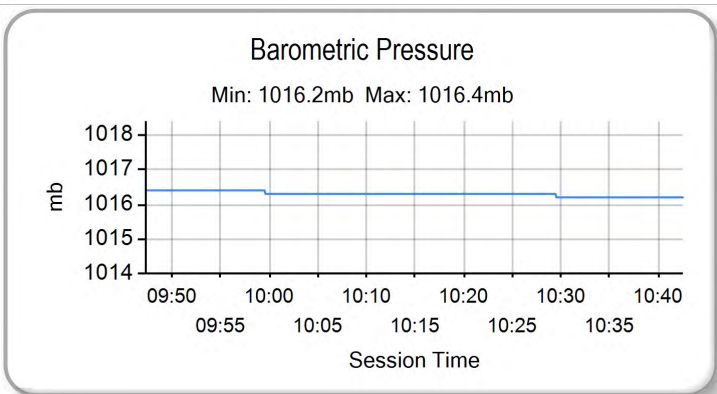
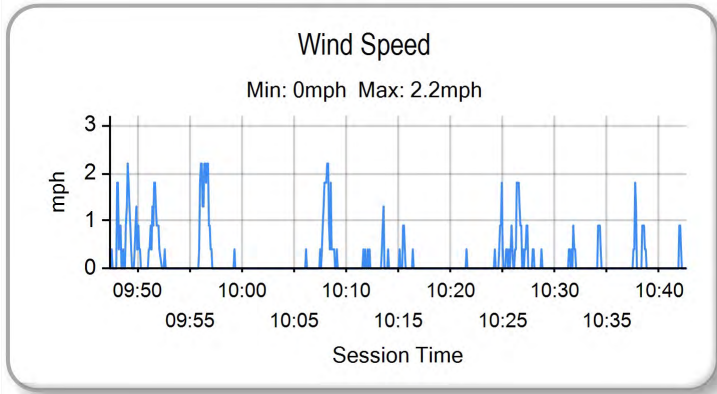
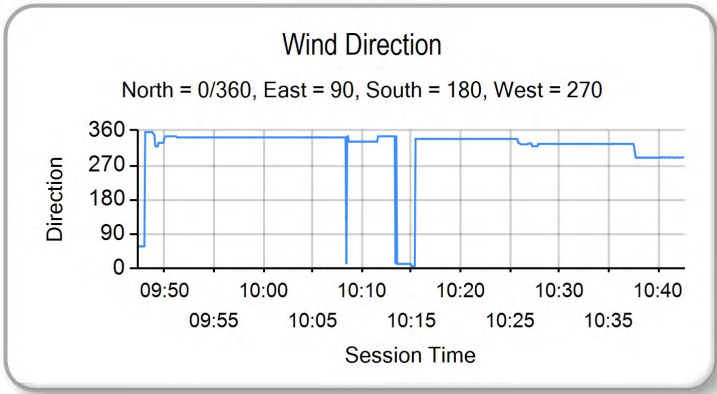
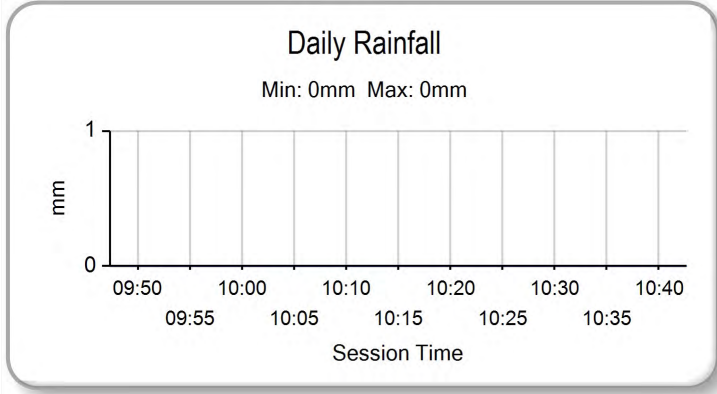
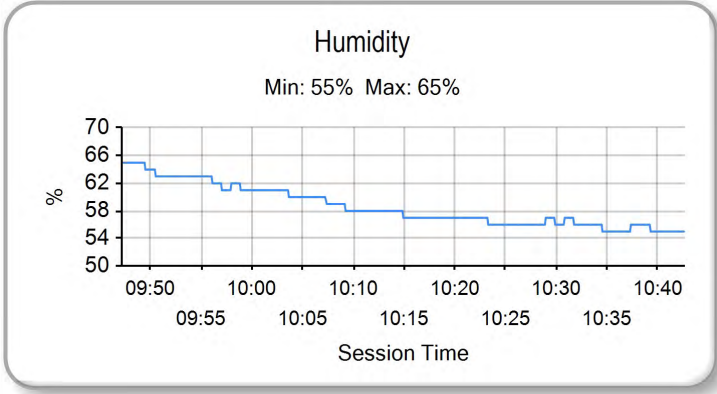
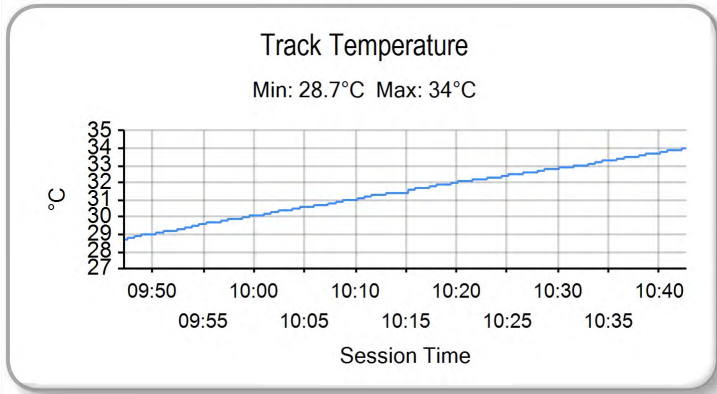
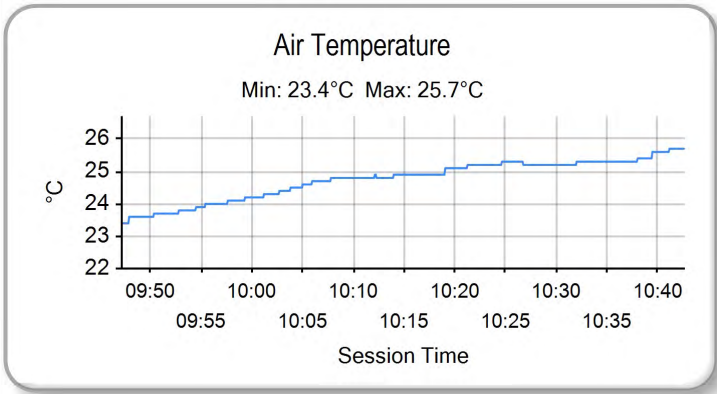
Printed - 10:46 Friday, 07 August 2020

MCRCB BULLETIN TK006

2020 Bennetts British Superbike Championship - Quattro Group Round 1

2020 Honda British Talent Cup

FREE PRACTICE 1 - WEATHER CONDITIONS



Weather / Track : Sunny / Dry

Results can be found at www.tsl-timing.com

Donington Park National
Circuit Length = 1.9790 miles
Start: 10:00 Flag 10:40 End: 10:42

Printed - 10:47 Friday, 07 August 2020

FREE PRACTICE 2 - CLASSIFICATION

POS	NO	NAME	NAT	ENTRY	TIME	ON	LAPS	GAP	DIFF	MPH
1	8	Eddie O'SHEA	GBR	Honda - WAM	1:16.132	12	18			93.58
2	7	Jamie LYONS	GBR	Honda - Jamie Lyons Racing	1:16.489	22	23	0.357	0.357	93.14
3	16	Harvey CLARIDGE	GBR	Honda - City Lifting / SP125 Racing	1:16.506	11	17	0.374	0.017	93.12
4	71	Charlie FARRER	GBR	Honda - Victoria House Racing Academy / Mortimer Racir	1:16.584	16	18	0.452	0.078	93.03
5	72	Casey O'GORMAN	GBR	Honda - Microlise Cresswell Racing	1:16.641	22	22	0.509	0.057	92.96
6	52	Evan BELFORD	GBR	Honda - City Lifting by RS Racing	1:16.806	20	20	0.674	0.165	92.76
7	17	Franco BOURNE	GBR	Honda - Franco Bourne Racing / SP125 Racing	1:16.883	8	11	0.751	0.077	92.66
8	37	Corey TINKER	GBR	Honda - Stauff Fluid Power Academy	1:17.101	19	21	0.969	0.218	92.40
9	15	Harrison CROSBY	GBR	Honda - Banks Racing	1:17.412	19	19	1.280	0.311	92.03
10	99	Bailey STUART-CAMPBELL	GBR	Honda - 151s S-C Racing	1:17.676	18	21	1.544	0.264	91.72
11	74	James COOK	GBR	Honda - Wilson Racing	1:17.840	22	22	1.708	0.164	91.52
12	46	Elliott DUFTON	GBR	Honda - D&D Racing	1:18.434	8	13	2.302	0.594	90.83
13	4	Sullivan MOUNSEY	GBR	Honda - Lloyd & Jones PR Racing	1:19.049	12	15	2.917	0.615	90.12
14	43	Ryan HITCHCOCK	GBR	Honda - Wilson Racing	1:19.060	9	20	2.928	0.011	90.11
15	66	Annabel THOMAS	GBR	Honda - Four Anjels Racing	1:19.151	3	4	3.019	0.091	90.01
16	48	Ollie WALKER	GBR	Honda - Moto Rapido / SP125 Racing	1:19.525	18	19	3.393	0.374	89.58
17	11	Rossi DOBSON	GBR	Honda - Rossi Dobson	1:19.684	11	21	3.552	0.159	89.41
18	27	Calum BEACH	GBR	Honda - Calum Beach Racing / SP125 Racing	1:19.709	18	18	3.577	0.025	89.38
19	14	Evann PENDRILL	GBR	Honda - VHC Racing	1:19.817	17	20	3.685	0.108	89.26
20	69	Gary SCOTT	GBR	Honda - Scott Racing	1:19.905	15	17	3.773	0.088	89.16
21	57	Josh HIATT	GBR	Honda - Wilson Racing	1:20.401	6	18	4.269	0.496	88.61
22	2	Rhys COATES	GBR	Honda - Ernie Coates Race Support	1:21.099	21	21	4.967	0.698	87.85
23	65	Alexander ROWAN	GBR	Honda - Alexander Rowan Racing	1:21.549	7	15	5.417	0.450	87.36
24	44	Lucas HILL	GBR	Honda - Ashcourt Racing	1:21.695	18	18	5.563	0.146	87.21
25	90	Harry COOK	GBR	Honda - JDF Racing	1:23.059	14	19	6.927	1.364	85.77

QUALIFYING LAPTIME (110.0% of 1:16.132) = 1:23.745

26	50	Aditya BEHAL	GBR	Honda - Urban Nomads Racing			1			
----	----	--------------	-----	-----------------------------	--	--	---	--	--	--

Weather / Track : Cloudy / Dry

These results are provisional until the conclusion of any judicial and technical matters.

Donington Park National
Circuit Length = 1.9790 miles
Start: 13:35 Flag 14:05 End: 14:07

Race Director :	Stewards :	Timekeeper :
-----------------	------------	--------------

Results can be found at www.britishsuperbike.com

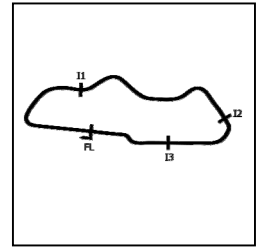
Printed - 14:10 Friday, 07 August 2020

MCRCB BULLETIN TK036

2020 Bennetts British Superbike Championship - Quattro Group Round 1

2020 Honda British Talent Cup

FREE PRACTICE 2 - SECTOR ANALYSIS



SECTOR 1 = FL to I1, SECTOR 2 = I1 to I2, SECTOR 3 = I2 to I3, SECTOR 4 = I3 to FL, DIFF = Difference To Personal Best Lap, P = Crossed Finish Line in Pit Lane, D = Time Disallowed

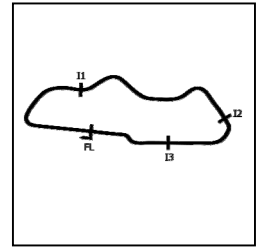
P1		8		Eddie O'SHEA				Honda - WAM			
IDEAL LAP TIME : 1:16.132		BEST LAP TIME : 1:16.132				DIFFERENCE : 0.000					
LAP	SECTOR 1	SECTOR 2	SECTOR 3	SECTOR 4	LAP TIME	MPH	DIFF	TIME OF DAY			
1 -	OUTLAP	89.0	31.814	14.302	117.5	14.937	101.5		13:37:50.063		
2 -	23.362	104.2	29.930	13.902	119.6	15.121	101.8	1:22.315	86.55	6.183	13:39:12.378
3 -	22.541	96.5	29.471	14.118	118.7	14.439	103.5	1:20.569	88.42	4.437	13:40:32.947
4 -	22.434	106.5	28.956	14.039	118.7	14.502	103.7	1:19.931	89.13	3.799	13:41:52.878
5 -	22.118	110.1	28.575	13.767	119.6	14.234	103.4	1:18.694	90.53	2.562	13:43:11.572
6 -	21.990	108.9	28.331	13.991	116.5	14.240	103.5	1:18.552	90.69	2.420	13:44:30.124
7 -	22.005	111.4	28.477	13.754	119.8	14.034	103.5	1:18.270	91.02	2.138	13:45:48.394
8 -	22.264	111.2	28.059	13.498	120.4	14.211	102.4	1:18.032	91.30	1.900	13:47:06.426
9 -	22.349	106.0	28.235	13.520	120.0	13.993	104.3	1:18.097	91.22	1.965	13:48:24.523
10 -	21.801	108.7	27.951	13.490	120.9	14.960	101.2	1:18.202	91.10	2.070	13:49:42.725
11 -	21.966	113.3	27.975	13.472	120.9	13.838	105.3	1:17.251 (2)	92.22	1.119	13:50:59.976
12 -	21.510	113.9	27.522	13.361	119.6	13.739	104.6	1:16.132 (1)	93.58		13:52:16.108
13 -	21.961	110.7	30.671	18.387	91.1	IN PIT		1:34.162 P	75.66	18.030	13:53:50.270
14 -	OUTLAP	94.2	31.429	17.885	86.8	15.421	101.3	7:20.274	16.18	6:04.142	14:01:10.544
15 -	22.407	112.0	28.784	13.706	120.2	14.063	103.7	1:18.960	90.23	2.828	14:02:29.504
16 -	21.733	111.1	28.678	13.677	119.8	14.034	104.5	1:18.122	91.19	1.990	14:03:47.626
17 -	21.727	112.7	28.029	13.683	119.6	13.969	103.4	1:17.408	92.04	1.276	14:05:05.034
18 -	21.836	115.1	27.915	13.655	120.0	13.960	102.7	1:17.366 (3)	92.09	1.234	14:06:22.400

P2		7		Jamie LYONS				Honda - Jamie Lyons Racing			
IDEAL LAP TIME : 1:16.113		BEST LAP TIME : 1:16.489				DIFFERENCE : 0.376					
LAP	SECTOR 1	SECTOR 2	SECTOR 3	SECTOR 4	LAP TIME	MPH	DIFF	TIME OF DAY			
1 -	OUTLAP	105.1	30.295	14.021	115.9	14.387	98.5		13:37:04.643		
2 -	22.917	113.1	28.161	13.600	118.9	14.342	103.4	1:19.020	90.16	2.531	13:38:23.663
3 -	22.183	114.9	27.812	13.576	116.5	13.867	102.7	1:17.438	92.00	0.949	13:39:41.101
4 -	22.065	114.9	27.939	13.618	116.5	14.011	101.8	1:17.633	91.77	1.144	13:40:58.734
5 -	22.315	106.6	28.271	14.029	115.3	13.906	101.0	1:18.521	90.73	2.032	13:42:17.255
6 -	22.186	115.9	27.846	13.696	115.5	13.836	101.8	1:17.564	91.85	1.075	13:43:34.819
7 -	22.220	112.0	27.887	13.507	116.9	13.952	101.2	1:17.566	91.85	1.077	13:44:52.385
8 -	22.276	113.5	27.712	13.682	114.1	14.057	101.8	1:17.727	91.66	1.238	13:46:10.112
9 -	22.315	115.1	27.773	13.591	115.5	13.868	101.2	1:17.547	91.87	1.058	13:47:27.659
10 -	22.144	113.7	27.637	13.494	116.5	13.833	102.1	1:17.108	92.39	0.619	13:48:44.767
11 -	22.073	114.7	27.791	13.637	116.1	13.900	102.1	1:17.401	92.04	0.912	13:50:02.168
12 -	22.036	115.5	27.844	13.463	118.9	14.049	102.9	1:17.392	92.05	0.903	13:51:19.560
13 -	22.113	116.1	28.686	13.814	114.3	13.881	101.3	1:18.494	90.76	2.005	13:52:38.054
14 -	26.230	88.4	36.502	21.317	55.0	17.462	102.2	1:41.511	70.18	25.022	13:54:19.565
15 -	21.997	114.5	27.643	13.651	115.7	13.784	100.7	1:17.075	92.43	0.586	13:55:36.640
16 -	22.072	116.1	28.089	13.669	115.7	13.758	101.5	1:17.588	91.82	1.099	13:56:54.228
17 -	22.000	114.7	30.596	14.325	109.2	IN PIT		1:26.112 P	82.73	9.623	13:58:20.340
18 -	OUTLAP	112.7	27.872	13.648	115.3	14.153	102.1	1:40.382	70.97	23.893	14:00:00.722
19 -	22.258	116.9	27.699	13.797	116.3	13.780	102.9	1:17.534	91.89	1.045	14:01:18.256
20 -	22.003	115.3	27.494	13.660	115.1	13.717	101.2	1:16.874 (2)	92.67	0.385	14:02:35.130
21 -	22.047	117.3	30.971	15.930	85.3	14.473	102.6	1:23.421	85.40	6.932	14:03:58.551
22 -	21.818	116.9	27.274	13.380	119.8	14.017	102.4	1:16.489 (1)	93.14		14:05:15.040
23 -	21.742	117.1	27.547	13.482	119.1	14.218	98.9	1:16.989 (3)	92.54	0.500	14:06:32.029

Weather / Track : Cloudy / Dry

Donington Park National
Circuit Length = 1.9790 miles
Start: 13:35 Flag 14:05 End: 14:07

FREE PRACTICE 2 - SECTOR ANALYSIS



SECTOR 1 = FL to I1, SECTOR 2 = I1 to I2, SECTOR 3 = I2 to I3, SECTOR 4 = I3 to FL, DIFF = Difference To Personal Best Lap, P = Crossed Finish Line in Pit Lane, D = Time Disallowed

P3 16		Harvey CLARIDGE				Honda - City Lifting / SP125 Racing					
IDEAL LAP TIME : 1:16.368		BEST LAP TIME : 1:16.506				DIFFERENCE : 0.138					
LAP	SECTOR 1	SECTOR 2	SECTOR 3	SECTOR 4	LAP TIME	MPH	DIFF	TIME OF DAY			
1 -	OUTLAP	80.8	32.301	14.036	112.0	14.854	97.2		13:37:47.318		
2 -	23.209	103.8	28.522	13.731	114.7	14.247	100.9	1:19.709	89.38	3.203	13:39:07.027
3 -	22.360	113.5	27.909	13.600	115.3	14.072	101.6	1:17.941	91.41	1.435	13:40:24.968
4 -	22.167	115.7	27.899	13.621	115.5	14.011	101.8	1:17.698	91.69	1.192	13:41:42.666
5 -	22.332	108.2	29.031	13.744	114.3	14.217	101.2	1:19.324	89.81	2.818	13:43:01.990
6 -	22.219	116.5	27.909	13.684	114.3	13.936	101.5	1:17.748	91.63	1.242	13:44:19.738
7 -	22.105	116.3	27.634	13.659	114.5	13.988	101.9	1:17.386 (3)	92.06	0.880	13:45:37.124
8 -	22.122	111.6	28.694	13.901	111.4	IN PIT		1:23.833 P	84.98	7.327	13:47:00.957
9 -	OUTLAP	110.5	27.938	13.587	116.3	14.216	99.8	2:41.831	44.02	1:25.325	13:49:42.788
10 -	22.164	117.9	27.932	13.410	118.5	13.803	104.2	1:17.309 (2)	92.15	0.803	13:51:00.097
11 -	21.687	117.7	27.532	13.548	116.3	13.739	103.7	1:16.506 (1)	93.12		13:52:16.603
12 -	22.087	111.6	29.616	16.170	97.1	IN PIT		1:28.947 P	80.09	12.441	13:53:45.550
13 -	OUTLAP	103.8	28.414	13.739	114.7	14.383	99.5	6:38.733	17.86	5:22.227	14:00:24.283
14 -	22.184	116.1	27.908	13.713	114.9	14.021	99.8	1:17.826	91.54	1.320	14:01:42.109
15 -	22.096	115.3	27.826	13.690	114.3	13.894	100.0	1:17.506	91.92	1.000	14:02:59.615
16 -	22.030	111.1	27.937	13.678	115.1	13.939	101.8	1:17.584	91.83	1.078	14:04:17.199
17 -	22.368	100.6	28.589	13.783	113.7	14.026	100.3	1:18.766	90.45	2.260	14:05:35.965

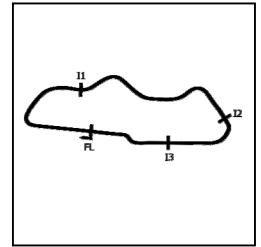
P4 71		Charlie FARRER				Honda - Victoria House Racing Academy / Mortimer Racing					
IDEAL LAP TIME : 1:16.201		BEST LAP TIME : 1:16.584				DIFFERENCE : 0.383					
LAP	SECTOR 1	SECTOR 2	SECTOR 3	SECTOR 4	LAP TIME	MPH	DIFF	TIME OF DAY			
1 -	OUTLAP	105.0	28.623	13.580	118.7	13.969	102.6		13:38:26.965		
2 -	22.141	113.3	28.041	13.563	118.5	13.735	103.7	1:17.480	91.95	0.896	13:39:44.445
3 -	23.440	108.4	28.546	13.792	113.7	IN PIT		1:27.152 P	81.74	10.568	13:41:11.597
4 -	OUTLAP	111.1	28.384	13.622	118.5	14.072	104.5	1:36.798	73.60	20.214	13:42:48.395
5 -	21.878	109.6	28.190	13.621	116.9	13.793	103.0	1:17.482	91.95	0.898	13:44:05.877
6 -	22.207	110.0	27.688	13.476	117.7	13.683	102.7	1:17.054	92.46	0.470	13:45:22.931
7 -	21.910	116.7	27.702	13.421	121.1	15.166	97.8	1:18.199	91.10	1.615	13:46:41.130
8 -	22.427	116.1	27.695	13.504	117.7	13.786	102.2	1:17.412	92.03	0.828	13:47:58.542
9 -	21.926	115.5	28.578	13.617	117.1	13.875	101.8	1:17.996	91.34	1.412	13:49:16.538
10 -	22.006	115.7	27.558	13.558	117.5	13.775	101.9	1:16.897	92.65	0.313	13:50:33.435
11 -	21.823	116.9	27.664	13.419	116.1	13.691	103.0	1:16.597 (2)	93.01	0.013	13:51:50.032
12 -	21.791	116.7	27.807	13.570	117.5	13.730	102.6	1:16.898	92.65	0.314	13:53:06.930
13 -	22.479	100.7	30.303	15.546	93.7	IN PIT		1:29.512 P	79.59	12.928	13:54:36.442
14 -	OUTLAP	109.1	28.705	13.702	117.3	13.980	101.2	5:58.829	19.85	4:42.245	14:00:35.271
15 -	22.212	113.5	27.974	13.635	116.5	13.941	99.1	1:17.762	91.62	1.178	14:01:53.033
16 -	22.045	117.3	27.319	13.539	117.1	13.681	102.4	1:16.584 (1)	93.03		14:03:09.617
17 -	22.183	114.7	27.852	13.560	117.9	14.437	100.1	1:18.032	91.30	1.448	14:04:27.649
18 -	21.954	115.1	27.509	13.470	116.9	13.672	102.6	1:16.605 (3)	93.00	0.021	14:05:44.254

MCRCB BULLETIN TK036

2020 Bennetts British Superbike Championship - Quattro Group Round 1

2020 Honda British Talent Cup

FREE PRACTICE 2 - SECTOR ANALYSIS



SECTOR 1 = FL to I1, SECTOR 2 = I1 to I2, SECTOR 3 = I2 to I3, SECTOR 4 = I3 to FL, DIFF = Difference To Personal Best Lap, P = Crossed Finish Line in Pit Lane, D = Time Disallowed

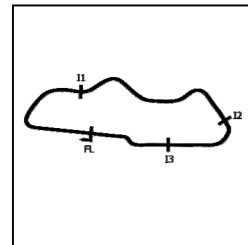
P5 72		Casey O'GORMAN				Honda - Microlise Cresswell Racing						
IDEAL LAP TIME : 1:16.402		BEST LAP TIME : 1:16.641				DIFFERENCE : 0.239						
LAP	SECTOR 1	SECTOR 2	SECTOR 3	SECTOR 4	LAP TIME	MPH	DIFF	TIME OF DAY				
1 -	OUTLAP	89.9	30.444	13.936	118.7	14.238	104.5		13:37:31.118			
2 -	22.645	101.5	28.634	13.719	120.9	14.436	106.0	1:19.434	89.69	2.793	13:38:50.552	
3 -	22.920	106.0	28.744	13.772	120.4	14.133	106.3	1:19.569	89.54	2.928	13:40:10.121	
4 -	22.052	110.1	28.081	13.420	122.4	14.095	106.0	1:17.648	91.75	1.007	13:41:27.769	
5 -	22.108	106.8	29.074	13.937	119.6	13.886	104.8	1:19.005	90.17	2.364	13:42:46.774	
6 -	22.031	111.1	28.198	13.786	120.9	14.038	105.0	1:18.053	91.27	1.412	13:44:04.827	
7 -	22.011	110.1	28.011	13.515	119.6	14.070	105.1	1:17.607	91.80	0.966	13:45:22.434	
8 -	21.959	111.2	27.969	13.489	120.0	13.939	105.3	1:17.356	92.10	0.715	13:46:39.790	
9 -	21.799	114.1	27.905	13.502	120.2	13.852	106.0	1:17.058	92.45	0.417	13:47:56.848	
10 -	21.751	113.5	27.778	13.539	119.8	13.633	105.6	1:16.701	(2)	0.060	13:49:13.549	
11 -	21.740	113.7	28.128	13.662	120.0	13.698	106.0	1:17.228	92.25	0.587	13:50:30.777	
12 -	21.785	116.5	28.266	13.620	121.3	13.889	104.2	1:17.560	91.85	0.919	13:51:48.337	
13 -	21.789	114.9	27.762	13.650	119.1	13.716	105.3	1:16.917	92.62	0.276	13:53:05.254	
14 -	22.909	99.2	30.214	14.572	112.2	IN PIT		1:27.004	P	81.88	10.363	13:54:32.258
15 -	OUTLAP	104.6	28.872	13.839	118.1	14.011	104.8	2:56.128	40.45	1:39.487	13:57:28.386	
16 -	22.008	114.7	28.053	13.999	118.9	13.799	105.8	1:17.859	91.50	1.218	13:58:46.245	
17 -	22.097	108.2	31.137	13.701	120.4	13.634	106.0	1:20.569	88.42	3.928	14:00:06.814	
18 -	21.867	111.1	27.945	13.774	118.7	13.631	104.8	1:17.217	92.26	0.576	14:01:24.031	
19 -	21.811	114.1	27.882	13.644	117.7	13.827	105.1	1:17.164	92.33	0.523	14:02:41.195	
20 -	21.771	112.7	27.825	13.570	119.6	13.611	106.1	1:16.777	92.79	0.136	14:03:57.972	
21 -	21.726	115.3	27.665	13.520	118.7	13.807	105.1	1:16.718	(3)	0.077	14:05:14.690	
22 -	21.805	115.5	27.645	13.423	121.3	13.768	106.3	1:16.641	(1)	92.96	14:06:31.331	

P6 52		Evan BELFORD				Honda - City Lifting by RS Racing						
IDEAL LAP TIME : 1:16.780		BEST LAP TIME : 1:16.806				DIFFERENCE : 0.026						
LAP	SECTOR 1	SECTOR 2	SECTOR 3	SECTOR 4	LAP TIME	MPH	DIFF	TIME OF DAY				
1 -	OUTLAP	95.3	29.992	13.949	116.3	14.343	102.6		13:37:01.935			
2 -	22.913	106.5	28.420	13.635	118.5	14.160	103.8	1:19.128	90.03	2.322	13:38:21.063	
3 -	23.311	99.4	28.915	13.926	115.5	13.999	105.0	1:20.151	88.89	3.345	13:39:41.214	
4 -	22.404	107.0	28.341	13.824	120.0	13.893	103.5	1:18.462	90.80	1.656	13:40:59.676	
5 -	22.176	112.7	28.689	13.744	117.3	14.213	104.3	1:18.822	90.38	2.016	13:42:18.498	
6 -	22.225	110.5	28.141	13.890	115.5	13.892	102.4	1:18.148	91.16	1.342	13:43:36.646	
7 -	22.363	110.5	28.442	13.574	118.3	13.878	102.6	1:18.257	91.04	1.451	13:44:54.903	
8 -	22.589	110.3	27.884	13.648	116.9	14.015	103.7	1:18.136	91.18	1.330	13:46:13.039	
9 -	22.210	110.5	27.700	13.607	118.1	14.400	102.7	1:17.917	91.43	1.111	13:47:30.956	
10 -	22.167	111.8	27.958	13.606	116.9	14.222	103.7	1:17.953	91.39	1.147	13:48:48.909	
11 -	22.952	109.4	28.532	15.385	98.9	IN PIT		1:26.398	P	82.46	9.592	13:50:15.307
12 -	OUTLAP	90.4	30.489	14.401	112.2	14.463	101.5	5:12.775	22.77	3:55.969	13:55:28.082	
13 -	23.518	98.8	28.716	13.994	113.1	13.843	102.6	1:20.071	88.97	3.265	13:56:48.153	
14 -	22.217	111.6	29.051	13.923	117.3	13.864	102.1	1:19.055	90.12	2.249	13:58:07.208	
15 -	22.332	110.3	28.278	13.670	114.9	13.996	104.3	1:18.276	91.01	1.470	13:59:25.484	
16 -	21.933	113.9	27.947	13.707	115.3	14.397	103.0	1:17.984	91.36	1.178	14:00:43.468	
17 -	22.228	102.1	28.842	13.873	117.3	13.771	102.4	1:18.714	90.51	1.908	14:02:02.182	
18 -	22.086	112.9	27.935	13.562	116.3	13.851	101.0	1:17.434	(2)	0.628	14:03:19.616	
19 -	22.166	111.4	27.869	13.546	117.3	13.913	103.4	1:17.494	(3)	0.688	14:04:37.110	
20 -	21.878	115.1	27.726	13.479	116.3	13.723	102.9	1:16.806	(1)	92.76	14:05:53.916	

Weather / Track : Cloudy / Dry

Donington Park National
Circuit Length = 1.9790 miles
Start: 13:35 Flag 14:05 End: 14:07

FREE PRACTICE 2 - SECTOR ANALYSIS

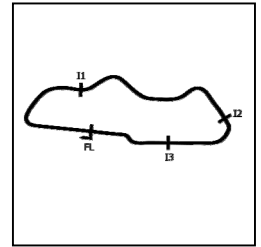


SECTOR 1 = FL to I1, SECTOR 2 = I1 to I2, SECTOR 3 = I2 to I3, SECTOR 4 = I3 to FL, DIFF = Difference To Personal Best Lap, P = Crossed Finish Line in Pit Lane, D = Time Disallowed

P7 17		Franco BOURNE				Honda - Franco Bourne Racing / SP125 Racing			
IDEAL LAP TIME : 1:16.718		BEST LAP TIME : 1:16.883		DIFFERENCE : 0.165					
LAP	SECTOR 1	SECTOR 2	SECTOR 3	SECTOR 4	LAP TIME	MPH	DIFF	TIME OF DAY	
1 -	OUTLAP	96.0	29.938	13.663 116.9	14.233 102.2			13:37:03.496	
2 -	22.159	112.7	28.029	13.425 118.9	14.055 104.8	1:17.668	91.73	0.785 13:38:21.164	
3 -	22.287	112.7	27.831	13.445 116.9	14.093 101.6	1:17.656	91.74	0.773 13:39:38.820	
4 -	22.081	113.3	27.773	13.384 117.7	14.012 103.2	1:17.250 (3)	92.22	0.367 13:40:56.070	
5 -	23.282	107.0	27.908	13.666 115.9	13.847 101.8	1:18.703	90.52	1.820 13:42:14.773	
6 -	22.111	113.9	27.766	13.581 115.7	13.783 101.2	1:17.241 (2)	92.23	0.358 13:43:32.014	
7 -	22.459	111.4	29.175	14.887 89.1	14.761 102.4	1:21.282	87.65	4.399 13:44:53.296	
8 -	21.974	117.1	27.577	13.443 117.9	13.889 103.8	1:16.883 (1)	92.66	13:46:10.179	
9 -	22.800	113.3	28.514	13.877 115.5	IN PIT	1:23.812 P	85.00	6.929 13:47:33.991	
10 -	OUTLAP	105.8	28.504	13.712 115.9	13.905 102.1	4:01.294	29.52	2:44.411 13:51:35.285	
11 -	22.559	112.7	28.204	13.785 116.7	IN PIT	1:22.683 P	86.16	5.800 13:52:57.968	

P8 37		Corey TINKER				Honda - Stauff Fluid Power Academy			
IDEAL LAP TIME : 1:16.775		BEST LAP TIME : 1:17.101		DIFFERENCE : 0.326					
LAP	SECTOR 1	SECTOR 2	SECTOR 3	SECTOR 4	LAP TIME	MPH	DIFF	TIME OF DAY	
1 -	OUTLAP	101.0	30.238	13.789 116.5	14.523 102.6			13:37:04.817	
2 -	22.397	107.2	28.272	13.609 117.1	14.449 102.4	1:18.727	90.49	1.626 13:38:23.544	
3 -	22.587	109.8	28.042	13.600 118.5	14.272 104.2	1:18.501	90.75	1.400 13:39:42.045	
4 -	21.918	110.1	28.175	13.753 120.6	14.217 103.7	1:18.063	91.26	0.962 13:41:00.108	
5 -	22.162	108.7	28.613	13.559 118.5	14.272 104.5	1:18.606	90.63	1.505 13:42:18.714	
6 -	22.234	110.5	28.087	13.723 116.5	14.181 103.8	1:18.225	91.07	1.124 13:43:36.939	
7 -	22.233	109.6	28.099	13.672 116.1	14.152 104.0	1:18.156	91.15	1.055 13:44:55.095	
8 -	22.075	110.5	28.025	13.557 116.1	14.045 103.2	1:17.702	91.69	0.601 13:46:12.797	
9 -	22.038	111.4	27.852	13.458 117.5	14.033 102.6	1:17.381 (3)	92.07	0.280 13:47:30.178	
10 -	22.033	112.0	27.989	13.572 116.1	15.015 100.1	1:18.609	90.63	1.508 13:48:48.787	
11 -	22.487	108.0	28.450	13.696 114.9	14.267 101.5	1:18.900	90.29	1.799 13:50:07.687	
12 -	22.631	107.3	28.673	13.839 112.5	IN PIT	1:26.183 P	82.66	9.082 13:51:33.870	
13 -	OUTLAP	89.9	30.324	15.147 99.2	15.557 101.5	3:55.695	30.22	2:38.594 13:55:29.565	
14 -	22.443	104.3	29.019	13.595 116.1	14.089 103.4	1:19.146	90.01	2.045 13:56:48.711	
15 -	22.090	110.5	28.600	13.893 114.9	14.032 104.5	1:18.615	90.62	1.514 13:58:07.326	
16 -	22.093	108.5	28.243	13.761 115.3	13.949 102.6	1:18.046	91.28	0.945 13:59:25.372	
17 -	22.252	111.4	27.861	13.649 118.3	14.241 102.2	1:18.003	91.33	0.902 14:00:43.375	
18 -	22.092	108.0	29.160	13.850 116.1	14.201 102.9	1:19.303	89.84	2.202 14:02:02.678	
19 -	21.948	112.4	27.856	13.411 118.7	13.886 104.3	1:17.101 (1)	92.40	14:03:19.779	
20 -	21.785	113.3	27.840	13.588 116.3	13.984 101.9	1:17.197 (2)	92.29	0.096 14:04:36.976	
21 -	22.209	112.7	27.766	13.338 118.9	14.399 102.1	1:17.712	91.68	0.611 14:05:54.688	

FREE PRACTICE 2 - SECTOR ANALYSIS



SECTOR 1 = FL to I1, SECTOR 2 = I1 to I2, SECTOR 3 = I2 to I3, SECTOR 4 = I3 to FL, DIFF = Difference To Personal Best Lap, P = Crossed Finish Line in Pit Lane, D = Time Disallowed

P9 15		Harrison CROSBY				Honda - Banks Racing						
IDEAL LAP TIME : 1:17.304		BEST LAP TIME : 1:17.412				DIFFERENCE : 0.108						
LAP	SECTOR 1	SECTOR 2	SECTOR 3	SECTOR 4	LAP TIME	MPH	DIFF	TIME OF DAY				
1 -	OUTLAP	100.3	30.381	14.074	114.1	14.511	100.0		13:37:01.518			
2 -	22.822	107.5	28.570	13.801	115.9	13.987	102.2	1:19.180	89.98	1.768	13:38:20.698	
3 -	23.346	103.8	28.714	13.760	116.1	14.089	101.2	1:19.909	89.15	2.497	13:39:40.607	
4 -	22.302	115.5	28.340	13.565	119.1	24.822	98.8	1:29.029	80.02	11.617	13:41:09.636	
5 -	22.570	116.3	27.954	13.695	116.9	14.161	103.2	1:18.380	90.89	0.968	13:42:28.016	
6 -	22.696	105.5	28.689	13.859	115.3	14.235	103.0	1:19.479	89.64	2.067	13:43:47.495	
7 -	23.668	97.3	32.997	15.647	109.8	IN PIT		1:30.624	P	78.61	13.212	13:45:18.119
8 -	OUTLAP	110.5	28.630	13.837	115.7	14.048	101.8	1:45.553	67.49	28.141	13:47:03.672	
9 -	22.497	112.9	27.969	13.740	115.9	13.905	102.6	1:18.111	91.21	0.699	13:48:21.783	
10 -	22.297	114.1	28.166	13.837	115.7	14.447	101.6	1:18.747	90.47	1.335	13:49:40.530	
11 -	22.606	113.9	27.872	13.746	115.5	13.865	102.1	1:18.089	91.23	0.677	13:50:58.619	
12 -	22.216	115.5	27.855	13.721	115.3	14.168	101.6	1:17.960	(2)	91.38	0.548	13:52:16.579
13 -	22.385	110.5	29.906	17.439	85.0	IN PIT		1:34.464	P	75.42	17.052	13:53:51.043
14 -	OUTLAP	87.0	32.041	14.560	112.4	14.610	99.5	5:16.191	22.53	3:58.779	13:59:07.234	
15 -	22.517	113.3	28.115	13.798	115.7	14.205	101.6	1:18.635	90.60	1.223	14:00:25.869	
16 -	22.374	112.2	27.888	13.684	115.7	14.016	102.2	1:17.962	(3)	91.38	0.550	14:01:43.831
17 -	22.300	112.5	27.782	13.891	115.3	14.056	101.6	1:18.029	91.30	0.617	14:03:01.860	
18 -	22.950	109.4	28.810	13.874	115.1	14.031	101.6	1:19.665	89.43	2.253	14:04:21.525	
19 -	22.179	115.3	27.762	13.673	115.5	13.798	101.6	1:17.412	(1)	92.03		14:05:38.937

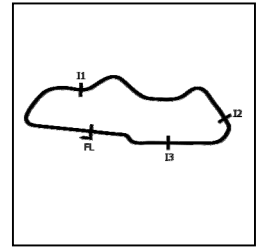
P10 99		Bailey STUART-CAMPBELL				Honda - 151s S-C Racing						
IDEAL LAP TIME : 1:17.627		BEST LAP TIME : 1:17.676				DIFFERENCE : 0.049						
LAP	SECTOR 1	SECTOR 2	SECTOR 3	SECTOR 4	LAP TIME	MPH	DIFF	TIME OF DAY				
1 -	OUTLAP	85.9	31.017	14.131	116.9	15.553	100.1		13:37:27.355			
2 -	22.766	95.8	29.511	13.845	118.3	14.693	102.2	1:20.815	88.15	3.139	13:38:48.170	
3 -	23.187	92.3	29.056	13.758	117.5	14.476	103.5	1:20.477	88.53	2.801	13:40:08.647	
4 -	22.579	98.1	28.659	13.670	117.7	14.346	103.0	1:19.254	89.89	1.578	13:41:27.901	
5 -	22.256	99.4	29.743	13.846	118.1	14.245	103.5	1:20.090	88.95	2.414	13:42:47.991	
6 -	22.209	99.2	28.542	13.649	118.3	13.936	104.3	1:18.336	(2)	90.94	0.660	13:44:06.327
7 -	22.633	98.3	28.745	13.787	117.7	14.117	104.2	1:19.282	89.86	1.606	13:45:25.609	
8 -	22.327	98.9	28.790	13.579	118.3	14.145	102.7	1:18.841	90.36	1.165	13:46:44.450	
9 -	22.247	101.3	28.564	13.828	117.3	14.312	103.2	1:18.951	90.24	1.275	13:48:03.401	
10 -	22.456	100.3	29.385	13.825	117.3	14.211	102.4	1:19.877	89.19	2.201	13:49:23.278	
11 -	22.330	100.9	28.584	13.623	117.9	14.106	103.4	1:18.643	90.59	0.967	13:50:41.921	
12 -	23.334	92.1	28.590	13.949	116.5	14.079	102.2	1:19.952	89.11	2.276	13:52:01.873	
13 -	23.437	101.8	28.921	13.751	117.1	14.358	102.7	1:20.467	88.54	2.791	13:53:22.340	
14 -	23.983	84.7	33.844	16.264	111.1	IN PIT		1:38.245	P	72.51	20.569	13:55:00.585
15 -	OUTLAP	92.9	30.079	13.841	116.7	14.411	101.9	3:56.404	30.13	2:38.728	13:58:56.989	
16 -	22.323	105.1	30.291	14.000	116.5	14.229	102.9	1:20.843	88.12	3.167	14:00:17.832	
17 -	22.286	104.8	28.427	13.727	117.1	14.263	101.6	1:18.703	90.52	1.027	14:01:36.535	
18 -	22.144	105.3	28.079	13.484	118.1	13.969	103.0	1:17.676	(1)	91.72		14:02:54.211
19 -	22.249	96.4	29.131	13.953	117.3	14.222	101.8	1:19.555	89.55	1.879	14:04:13.766	
20 -	22.129	107.7	28.165	13.812	116.7	14.379	99.8	1:18.485	90.77	0.809	14:05:32.251	
21 -	22.128	108.5	28.255	13.705	117.1	14.310	101.6	1:18.398	(3)	90.87	0.722	14:06:50.649

MCRCB BULLETIN TK036

2020 Bennetts British Superbike Championship - Quattro Group Round 1

2020 Honda British Talent Cup

FREE PRACTICE 2 - SECTOR ANALYSIS



SECTOR 1 = FL to I1, SECTOR 2 = I1 to I2, SECTOR 3 = I2 to I3, SECTOR 4 = I3 to FL, DIFF = Difference To Personal Best Lap, P = Crossed Finish Line in Pit Lane, D = Time Disallowed

P11 74		James COOK				Honda - Wilson Racing						
IDEAL LAP TIME : 1:17.579		BEST LAP TIME : 1:17.840				DIFFERENCE : 0.261						
LAP	SECTOR 1	SECTOR 2	SECTOR 3	SECTOR 4	LAP TIME	MPH	DIFF	TIME OF DAY				
1 -	OUTLAP	84.7	32.141	14.350	112.9	15.272	98.3		13:37:56.796			
2 -	23.318	104.2	30.072	14.132	113.3	14.893	99.1	1:22.415	86.44	4.575	13:39:19.211	
3 -	23.132	106.0	29.144	14.003	113.9	14.679	100.4	1:20.958	88.00	3.118	13:40:40.169	
4 -	22.719	109.8	28.688	13.816	114.7	14.515	100.1	1:19.738	89.35	1.898	13:41:59.907	
5 -	22.605	110.1	29.012	13.859	114.1	14.255	100.4	1:19.731	89.35	1.891	13:43:19.638	
6 -	22.436	110.1	28.218	13.812	114.3	14.393	101.0	1:18.859	90.34	1.019	13:44:38.497	
7 -	22.459	110.1	28.217	13.813	114.5	14.299	101.2	1:18.788	90.42	0.948	13:45:57.285	
8 -	22.246	112.4	28.111	13.676	115.5	14.268	102.4	1:18.301	90.99	0.461	13:47:15.586	
9 -	22.626	104.8	28.100	13.742	114.7	14.048	101.0	1:18.516	90.74	0.676	13:48:34.102	
10 -	22.485	109.1	28.244	13.740	115.1	14.193	100.7	1:18.662	90.57	0.822	13:49:52.764	
11 -	22.363	112.2	28.003	13.742	115.1	14.098	102.4	1:18.206	91.10	0.366	13:51:10.970	
12 -	22.302	104.5	28.772	13.809	116.3	15.343	100.7	1:20.226	88.80	2.386	13:52:31.196	
13 -	22.867	105.1	28.617	14.232	107.8	IN PIT		1:28.862	P	11.022	13:54:00.058	
14 -	OUTLAP	97.8	30.359	13.994	113.1	14.446	99.2	2:02.284	58.26	44.444	13:56:02.342	
15 -	22.712	108.2	29.223	13.870	114.7	14.403	99.7	1:20.208	88.82	2.368	13:57:22.550	
16 -	22.532	110.7	28.244	13.801	114.3	14.155	99.8	1:18.732	90.49	0.892	13:58:41.282	
17 -	22.484	108.2	28.351	13.927	114.1	14.083	101.8	1:18.845	90.36	1.005	14:00:00.127	
18 -	22.323	112.5	27.920	13.744	114.9	14.018	101.3	1:18.005	(3)	91.33	0.165	14:01:18.132
19 -	22.488	106.6	28.100	13.934	115.7	14.109	101.6	1:18.631	90.60	0.791	14:02:36.763	
20 -	22.294	112.2	28.054	13.681	115.7	13.831	102.1	1:17.860	(2)	91.50	0.020	14:03:54.623
21 -	22.223	108.0	28.627	13.963	114.7	13.957	101.6	1:18.770	90.44	0.930	14:05:13.393	
22 -	22.152	113.7	28.027	13.725	115.1	13.936	102.1	1:17.840	(1)	91.52		14:06:31.233

P12 46		Elliott DUFTON				Honda - D&D Racing						
IDEAL LAP TIME : 1:17.842		BEST LAP TIME : 1:18.434				DIFFERENCE : 0.592						
LAP	SECTOR 1	SECTOR 2	SECTOR 3	SECTOR 4	LAP TIME	MPH	DIFF	TIME OF DAY				
1 -	OUTLAP	97.9	31.069	14.127	112.7	14.912	100.7				13:37:05.121	
2 -	22.828	104.2	28.784	13.586	115.7	14.375	100.4	1:19.573	89.53	1.139	13:38:24.694	
3 -	22.699	107.8	28.314	13.661	115.1	14.409	100.9	1:19.083	90.09	0.649	13:39:43.777	
4 -	22.867	109.2	28.388	13.511	115.1	14.478	101.0	1:19.244	89.90	0.810	13:41:03.021	
5 -	22.812	106.6	28.837	13.663	115.7	14.423	98.6	1:19.735	89.35	1.301	13:42:22.756	
6 -	23.434	103.2	28.482	14.047	112.0	14.473	99.4	1:20.436	88.57	2.002	13:43:43.192	
7 -	22.806	108.2	28.351	13.646	112.9	14.252	99.8	1:19.055	(3)	90.12	0.621	13:45:02.247
8 -	22.436	111.1	28.084	13.649	112.9	14.265	100.1	1:18.434	(1)	90.83		13:46:20.681
9 -	23.105	99.8	30.166	14.594	102.2	IN PIT		1:29.008	P	80.04	10.574	13:47:49.689
10 -	OUTLAP	104.5	28.469	13.792	112.4	14.128	100.1	2:11.164	54.31	52.730	13:50:00.853	
11 -	22.375	111.1	28.262	14.026	110.9	14.597	101.5	1:19.260	89.88	0.826	13:51:20.113	
12 -	22.362	110.7	28.470	13.907	113.5	13.885	101.3	1:18.624	(2)	90.61	0.190	13:52:38.737
13 -	23.730	91.3	33.847	18.323	71.9	IN PIT		1:41.447	P	70.23	23.013	13:54:20.184

P13 4		Sullivan MOUNSEY				Honda - Lloyd & Jones PR Racing						
IDEAL LAP TIME : 1:19.039		BEST LAP TIME : 1:19.049				DIFFERENCE : 0.010						
LAP	SECTOR 1	SECTOR 2	SECTOR 3	SECTOR 4	LAP TIME	MPH	DIFF	TIME OF DAY				
1 -	OUTLAP	94.9	30.954	14.296	117.3	15.350	101.8				13:38:15.614	
2 -	23.589	102.1	29.502	14.161	118.1	15.925	101.5	1:23.177	85.65	4.128	13:39:38.791	
3 -	23.389	103.7	29.566	13.938	119.6	15.363	103.2	1:22.256	86.61	3.207	13:41:01.047	
4 -	22.846	104.8	29.177	14.063	119.8	15.293	102.1	1:21.379	87.54	2.330	13:42:22.426	
5 -	23.088	105.8	28.976	14.472	111.4	15.067	103.4	1:21.603	87.30	2.554	13:43:44.029	
6 -	22.770	109.8	28.958	13.926	118.1	15.162	102.2	1:20.816	88.15	1.767	13:45:04.845	
7 -	22.632	107.5	29.126	13.805	119.4	14.741	104.0	1:20.304	(3)	88.72	1.255	13:46:25.149
8 -	22.548	106.5	29.423	13.923	119.4	14.815	103.7	1:20.709	88.27	1.660	13:47:45.858	
9 -	23.358	106.5	29.980	13.917	118.7	14.747	103.7	1:22.002	86.88	2.953	13:49:07.860	
10 -	23.122	102.9	29.392	13.756	119.8	14.736	104.3	1:21.006	87.95	1.957	13:50:28.866	
11 -	22.716	108.5	29.051	13.825	117.5	14.487	104.2	1:20.079	(2)	88.97	1.030	13:51:48.945
12 -	22.324	109.2	28.708	13.766	119.4	14.251	105.0	1:19.049	(1)	90.12		13:53:07.994
13 -	25.064	72.7	36.646	16.746	99.8	IN PIT		1:42.198	P	69.71	23.149	13:54:50.192
14 -	OUTLAP	103.2	29.978	14.277	115.9	14.725	101.8	5:58.636	19.86	4:39.587	14:00:48.828	
15 -	22.948	102.9	29.590	14.153	116.7	IN PIT		1:27.144	P	81.75	8.095	14:02:15.972

Weather / Track : Cloudy / Dry

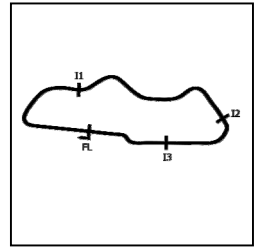
Donington Park National
Circuit Length = 1.9790 miles
Start: 13:35 Flag 14:05 End: 14:07

MCRCB BULLETIN TK036

2020 Bennetts British Superbike Championship - Quattro Group Round 1

2020 Honda British Talent Cup

FREE PRACTICE 2 - SECTOR ANALYSIS



SECTOR 1 = FL to I1, SECTOR 2 = I1 to I2, SECTOR 3 = I2 to I3, SECTOR 4 = I3 to FL, DIFF = Difference To Personal Best Lap, P = Crossed Finish Line in Pit Lane, D = Time Disallowed

P14 43		Ryan HITCHCOCK				Honda - Wilson Racing						
IDEAL LAP TIME : 1:18.545		BEST LAP TIME : 1:19.060				DIFFERENCE : 0.515						
LAP	SECTOR 1	SECTOR 2	SECTOR 3	SECTOR 4	LAP TIME	MPH	DIFF	TIME OF DAY				
1 -	OUTLAP	93.4	31.489	14.099	117.9	15.603	101.5		13:37:13.241			
2 -	24.460	100.9	30.265	14.128	117.3	14.954	102.2	1:23.807	85.01	4.747	13:38:37.048	
3 -	23.237	99.1	29.479	13.945	115.5	14.769	101.9	1:21.430	87.49	2.370	13:39:58.478	
4 -	23.058	103.2	29.089	13.866	115.3	14.797	101.8	1:20.810	88.16	1.750	13:41:19.288	
5 -	23.194	101.3	33.098	14.395	114.9	14.729	101.3	1:25.416	83.41	6.356	13:42:44.704	
6 -	22.832	100.1	29.231	13.977	114.9	14.585	102.9	1:20.625	88.36	1.565	13:44:05.329	
7 -	22.741	103.8	28.921	13.729	115.9	14.401	102.4	1:19.792	89.29	0.732	13:45:25.121	
8 -	22.597	106.1	28.658	13.994	115.1	14.473	102.1	1:19.722	89.36	0.662	13:46:44.843	
9 -	22.453	103.8	28.541	13.690	118.1	14.376	102.2	1:19.060 (1)	90.11		13:48:03.903	
10 -	22.781	109.1	28.710	13.763	116.7	14.509	102.1	1:19.763	89.32	0.703	13:49:23.666	
11 -	22.734	106.5	28.710	13.931	115.1	IN PIT		1:24.834	P	83.98	5.774	13:50:48.500
12 -	OUTLAP	82.0	33.080	15.303	111.4	16.538	97.6	4:15.147	27.92	2:56.087	13:55:03.647	
13 -	25.265	89.4	31.578	14.690	113.3	15.280	100.0	1:26.813	82.06	7.753	13:56:30.460	
14 -	23.757	100.1	30.168	13.919	114.1	14.932	101.0	1:22.776	86.07	3.716	13:57:53.236	
15 -	23.054	96.5	29.011	13.832	115.1	14.885	101.6	1:20.782	88.19	1.722	13:59:14.018	
16 -	23.431	103.2	28.532	13.818	115.5	14.712	100.7	1:20.493	88.51	1.433	14:00:34.511	
17 -	23.245	104.8	28.553	13.705	117.5	14.287	102.7	1:19.790	89.29	0.730	14:01:54.301	
18 -	22.696	108.7	28.179	13.837	115.9	14.487	101.0	1:19.199	(3)	89.95	0.139	14:03:13.500
19 -	22.526	105.8	28.770	13.871	116.1	14.623	101.8	1:19.790	89.29	0.730	14:04:33.290	
20 -	22.483	108.7	28.517	13.626	117.1	14.468	102.2	1:19.094	(2)	90.07	0.034	14:05:52.384

P15 66		Annabel THOMAS				Honda - Four Anjels Racing						
IDEAL LAP TIME : 1:18.943		BEST LAP TIME : 1:19.151				DIFFERENCE : 0.208						
LAP	SECTOR 1	SECTOR 2	SECTOR 3	SECTOR 4	LAP TIME	MPH	DIFF	TIME OF DAY				
1 -	OUTLAP	96.5	29.915	14.138	116.5	14.684	100.0		13:37:06.121			
2 -	22.766	107.5	29.121	13.644	115.3	14.445	99.2	1:19.976	(2)	89.08	0.825	13:38:26.097
3 -	22.481	109.4	28.818	13.594	116.7	14.258	100.1	1:19.151 (1)	90.01		13:39:45.248	
4 -	22.876	102.2	28.747	13.596	116.5	14.854	98.6	1:20.073	(3)	88.97	0.922	13:41:05.321

P16 48		Ollie WALKER				Honda - Moto Rapido / SP125 Racing						
IDEAL LAP TIME : 1:19.193		BEST LAP TIME : 1:19.525				DIFFERENCE : 0.332						
LAP	SECTOR 1	SECTOR 2	SECTOR 3	SECTOR 4	LAP TIME	MPH	DIFF	TIME OF DAY				
1 -	OUTLAP	75.2	33.375	14.374	113.1	15.726	100.4		13:37:13.179			
2 -	23.787	96.5	30.553	14.355	114.9	14.960	100.4	1:23.655	85.16	4.130	13:38:36.834	
3 -	23.043	96.2	30.080	14.059	115.5	14.685	102.9	1:21.867	87.02	2.342	13:39:58.701	
4 -	23.136	100.0	29.266	13.991	115.7	14.678	102.7	1:21.071	87.88	1.546	13:41:19.772	
5 -	23.051	100.6	35.686	15.009	113.9	14.779	103.4	1:28.525	80.48	9.000	13:42:48.297	
6 -	22.812	100.9	29.040	13.952	116.3	14.329	102.6	1:20.133	88.91	0.608	13:44:08.430	
7 -	22.821	103.8	28.897	13.906	116.7	14.599	102.4	1:20.223	88.81	0.698	13:45:28.653	
8 -	22.698	102.6	29.196	13.884	116.5	14.354	101.9	1:20.132	88.91	0.607	13:46:48.785	
9 -	22.578	101.8	29.083	13.819	116.5	14.365	101.8	1:19.845	89.23	0.320	13:48:08.630	
10 -	22.521	104.6	28.998	13.918	115.9	14.295	101.9	1:19.732	89.35	0.207	13:49:28.362	
11 -	22.649	102.6	28.803	13.832	115.7	14.329	102.2	1:19.613	(2)	89.49	0.088	13:50:47.975
12 -	22.715	104.2	28.853	13.782	115.5	14.421	102.6	1:19.771	89.31	0.246	13:52:07.746	
13 -	22.617	98.1	30.240	14.922	113.5	15.276	101.3	1:23.055	85.78	3.530	13:53:30.801	
14 -	22.941	100.0	30.945	16.156	88.8	IN PIT		1:34.378	P	75.49	14.853	13:55:05.179
15 -	OUTLAP	88.7	31.909	14.387	113.3	14.863	100.3	5:37.059	21.13	4:17.534	14:00:42.238	
16 -	23.006	102.2	29.138	13.992	115.1	14.719	102.2	1:20.855	88.11	1.330	14:02:03.093	
17 -	22.685	107.0	28.806	13.835	116.7	14.382	101.5	1:19.708	89.38	0.183	14:03:22.801	
18 -	22.602	106.5	28.686	13.851	116.3	14.386	101.5	1:19.525 (1)	89.58		14:04:42.326	
19 -	22.430	109.8	28.871	13.889	114.3	14.467	101.2	1:19.657	(3)	89.44	0.132	14:06:01.983

Weather / Track : Cloudy / Dry

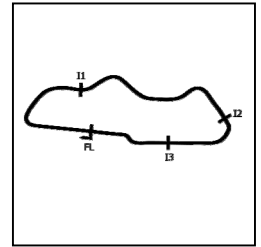
Donington Park National
Circuit Length = 1.9790 miles
Start: 13:35 Flag 14:05 End: 14:07

MCRCB BULLETIN TK036

2020 Bennetts British Superbike Championship - Quattro Group Round 1

2020 Honda British Talent Cup

FREE PRACTICE 2 - SECTOR ANALYSIS



SECTOR 1 = FL to I1, SECTOR 2 = I1 to I2, SECTOR 3 = I2 to I3, SECTOR 4 = I3 to FL, DIFF = Difference To Personal Best Lap, P = Crossed Finish Line in Pit Lane, D = Time Disallowed

P17 11		Rossi DOBSON				Honda - Rossi Dobson						
IDEAL LAP TIME : 1:19.393		BEST LAP TIME : 1:19.684				DIFFERENCE : 0.291						
LAP	SECTOR 1	SECTOR 2	SECTOR 3	SECTOR 4	LAP TIME	MPH	DIFF	TIME OF DAY				
1 -	OUTLAP	84.6	32.270	14.483	113.5	16.089	100.6		13:38:11.842			
2 -	23.825	102.7	30.168	14.161	114.3	15.146	102.1	1:23.300	85.52	3.616	13:39:35.142	
3 -	23.255	101.8	29.459	13.907	115.5	14.797	102.9	1:21.418	87.50	1.734	13:40:56.560	
4 -	23.386	104.2	29.528	13.945	115.3	14.942	102.7	1:21.801	87.09	2.117	13:42:18.361	
5 -	23.311	103.4	30.967	16.815	86.8	15.976	101.9	1:27.069	81.82	7.385	13:43:45.430	
6 -	22.869	108.4	28.965	13.813	115.7	14.662	102.4	1:20.309	88.71	0.625	13:45:05.739	
7 -	22.781	106.6	28.975	13.844	116.1	14.680	102.9	1:20.280	88.74	0.596	13:46:26.019	
8 -	22.759	107.8	28.845	13.866	115.9	14.618	102.7	1:20.088	88.96	0.404	13:47:46.107	
9 -	23.370	105.0	30.025	13.818	116.1	14.656	102.2	1:21.869	87.02	2.185	13:49:07.976	
10 -	23.645	93.0	32.095	13.958	115.5	14.383	102.4	1:24.081	84.73	4.397	13:50:32.057	
11 -	22.745	108.2	28.723	13.713	116.1	14.503	101.5	1:19.684 (1)	89.41		13:51:51.741	
12 -	22.752	105.6	29.462	14.171	113.1	14.694	103.7	1:21.079	87.87	1.395	13:53:12.820	
13 -	22.883	107.7	30.661	13.974	114.9	IN PIT		1:28.514	P	80.49	8.830	13:54:41.334
14 -	OUTLAP	83.9	31.763	14.365	113.9	14.794	100.9	2:16.799	52.08	57.115	13:56:58.133	
15 -	23.040	106.6	29.122	14.280	113.7	14.925	100.3	1:21.367	87.56	1.683	13:58:19.500	
16 -	22.997	103.0	29.062	13.961	114.7	14.568	101.9	1:20.588	88.40	0.904	13:59:40.088	
17 -	23.086	104.6	29.254	13.867	114.9	14.435	100.9	1:20.642	88.34	0.958	14:01:00.730	
18 -	23.229	106.6	29.379	13.958	116.7	14.767	101.3	1:21.333	87.59	1.649	14:02:22.063	
19 -	23.064	108.7	29.470	13.818	117.1	15.194	98.3	1:21.546	87.36	1.862	14:03:43.609	
20 -	22.850	108.9	28.618	13.766	114.3	14.541	100.0	1:19.775	(3)	89.30	0.091	14:05:03.384
21 -	22.702	112.2	28.736	13.954	114.9	14.360	101.3	1:19.752	(2)	89.33	0.068	14:06:23.136

P18 27		Calum BEACH				Honda - Calum Beach Racing / SP125 Racing						
IDEAL LAP TIME : 1:19.378		BEST LAP TIME : 1:19.709				DIFFERENCE : 0.331						
LAP	SECTOR 1	SECTOR 2	SECTOR 3	SECTOR 4	LAP TIME	MPH	DIFF	TIME OF DAY				
1 -	OUTLAP	94.3	31.649	13.967	114.1	14.704	100.3		13:37:05.761			
2 -	23.007	105.3	29.603	13.838	114.7	14.776	99.1	1:21.224	87.71	1.515	13:38:26.985	
3 -	22.944	105.0	28.779	13.848	113.1	14.457	100.9	1:20.028	89.02	0.319	13:39:47.013	
4 -	23.013	103.4	28.939	14.053	112.9	14.363	100.4	1:20.368	88.65	0.659	13:41:07.381	
5 -	22.879	110.3	29.176	14.001	112.2	14.484	100.7	1:20.540	88.46	0.831	13:42:27.921	
6 -	23.004	102.6	29.280	13.930	113.3	14.357	101.2	1:20.571	88.42	0.862	13:43:48.492	
7 -	22.865	98.1	30.390	15.288	110.7	IN PIT		1:26.937	P	81.95	7.228	13:45:15.429
8 -	OUTLAP	101.6	29.047	13.933	112.5	14.405	99.8	1:43.490	68.84	23.781	13:46:58.919	
9 -	22.656	112.9	28.744	13.953	112.9	14.358	100.3	1:19.711	(2)	89.38	0.002	13:48:18.630
10 -	22.911	102.9	29.486	14.280	110.7	IN PIT		1:25.083	P	83.73	5.374	13:49:43.713
11 -	OUTLAP	102.7	29.194	13.956	112.2	14.415	99.5	3:10.641	37.37	1:50.932	13:52:54.354	
12 -	22.907	108.2	29.176	15.017	87.3	IN PIT		1:28.162	P	80.81	8.453	13:54:22.516
13 -	OUTLAP	98.8	29.583	14.415	112.0	14.509	98.5	5:22.797	22.07	4:03.088	13:59:45.313	
14 -	22.927	112.5	28.725	13.958	112.0	14.387	98.8	1:19.997	89.06	0.288	14:01:05.310	
15 -	22.765	113.5	29.491	14.241	111.2	15.532	97.2	1:22.029	86.85	2.320	14:02:27.339	
16 -	22.850	106.0	28.731	13.933	112.2	14.455	98.8	1:19.969	(3)	89.09	0.260	14:03:47.308
17 -	22.548	109.2	30.325	14.048	112.2	14.364	98.9	1:21.285	87.65	1.576	14:05:08.593	
18 -	22.712	114.5	28.635	13.863	112.9	14.499	99.5	1:19.709 (1)	89.38		14:06:28.302	

Weather / Track : Cloudy / Dry

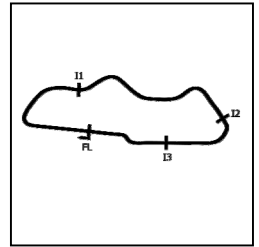
Donington Park National
Circuit Length = 1.9790 miles
Start: 13:35 Flag 14:05 End: 14:07

MCRCB BULLETIN TK036

2020 Bennetts British Superbike Championship - Quattro Group Round 1

2020 Honda British Talent Cup

FREE PRACTICE 2 - SECTOR ANALYSIS



SECTOR 1 = FL to I1, SECTOR 2 = I1 to I2, SECTOR 3 = I2 to I3, SECTOR 4 = I3 to FL, DIFF = Difference To Personal Best Lap, P = Crossed Finish Line in Pit Lane, D = Time Disallowed

P19 14		Evann PENDRILL				Honda - VHC Racing						
IDEAL LAP TIME : 1:19.418		BEST LAP TIME : 1:19.817				DIFFERENCE : 0.399						
LAP	SECTOR 1	SECTOR 2	SECTOR 3	SECTOR 4	LAP TIME	MPH	DIFF	TIME OF DAY				
1 -	OUTLAP	97.2	30.275	14.425	109.8	15.000	97.1		13:38:20.139			
2 -	23.650	101.0	29.375	14.192	112.0	14.526	99.4	1:21.743	87.15	1.926	13:39:41.882	
3 -	22.860	108.2	29.446	13.993	110.9	14.493	98.5	1:20.792	88.18	0.975	13:41:02.674	
4 -	22.934	112.5	28.845	13.957	111.8	14.710	98.5	1:20.446	88.56	0.629	13:42:23.120	
5 -	23.421	96.0	29.165	14.053	111.4	14.593	99.5	1:21.232	87.70	1.415	13:43:44.352	
6 -	22.814	107.0	29.012	14.022	111.6	14.910	99.2	1:20.758	88.22	0.941	13:45:05.110	
7 -	22.621	109.6	29.049	14.138	111.4	IN PIT		1:25.495	P	83.33	5.678	13:46:30.605
8 -	OUTLAP	109.4	29.153	14.001	111.2	14.478	98.3	2:07.622	55.82	47.805	13:48:38.227	
9 -	22.792	111.1	29.035	14.116	111.8	14.616	96.9	1:20.559	88.44	0.742	13:49:58.786	
10 -	23.074	112.7	28.714	14.242	109.8	14.582	96.9	1:20.612	88.38	0.795	13:51:19.398	
11 -	22.686	110.3	28.787	14.045	109.6	14.359	99.7	1:19.877	(2)	89.19	0.060	13:52:39.275
12 -	24.116	92.8	33.480	17.777	72.7	IN PIT		1:39.185	P	71.83	19.368	13:54:18.460
13 -	OUTLAP	96.1	30.090	14.179	110.7	14.468	97.9	2:37.657	45.19	1:17.840	13:56:56.117	
14 -	22.852	110.9	28.882	14.098	110.3	14.568	98.1	1:20.400	88.61	0.583	13:58:16.517	
15 -	22.672	111.1	29.275	14.306	112.0	14.596	96.5	1:20.849	88.12	1.032	13:59:37.366	
16 -	22.913	111.6	28.604	14.147	109.8	14.531	97.2	1:20.195	88.84	0.378	14:00:57.561	
17 -	22.901	110.1	28.531	14.041	110.0	14.344	97.1	1:19.817	(1)	89.26		14:02:17.378
18 -	22.708	110.1	28.698	14.181	109.6	14.309	97.9	1:19.896	(3)	89.17	0.079	14:03:37.274
19 -	22.858	114.7	28.607	13.994	109.8	14.910	96.0	1:20.369	88.64	0.552	14:04:57.643	
20 -	22.779	111.4	28.538	14.076	108.9	14.541	96.8	1:19.934	89.13	0.117	14:06:17.577	

P20 69		Gary SCOTT				Honda - Scott Racing						
IDEAL LAP TIME : 1:19.665		BEST LAP TIME : 1:19.905				DIFFERENCE : 0.240						
LAP	SECTOR 1	SECTOR 2	SECTOR 3	SECTOR 4	LAP TIME	MPH	DIFF	TIME OF DAY				
1 -	OUTLAP	92.5	31.117	14.549	114.5	14.956	100.9				13:37:27.465	
2 -	23.305	107.5	30.459	14.522	111.1	14.856	100.7	1:23.142	85.69	3.237	13:38:50.607	
3 -	24.092	103.2	31.247	19.571	74.9	IN PIT		1:37.789	P	72.85	17.884	13:40:28.396
4 -	OUTLAP	107.8	31.116	14.796	110.0	IN PIT		2:49.941	P	41.92	1:30.036	13:43:18.337
5 -	OUTLAP	106.8	29.464	14.281	111.4	14.925	95.1	2:35.213	45.90	1:15.308	13:45:53.550	
6 -	23.419	112.5	29.200	14.227	112.2	14.559	98.5	1:21.405	87.52	1.500	13:47:14.955	
7 -	24.078	109.2	29.679	14.251	112.2	14.609	99.1	1:22.617	86.23	2.712	13:48:37.572	
8 -	23.212	112.4	29.131	14.207	111.4	14.707	98.2	1:21.257	87.68	1.352	13:49:58.829	
9 -	23.234	110.0	29.124	14.226	113.1	14.683	98.5	1:21.267	87.66	1.362	13:51:20.096	
10 -	23.492	107.7	30.694	15.256	106.5	IN PIT		1:30.498	P	78.72	10.593	13:52:50.594
11 -	OUTLAP	96.8	30.006	14.510	111.8	15.077	97.3	3:40.069	32.37	2:20.164	13:56:30.663	
12 -	23.671	101.8	29.163	14.514	108.9	14.665	97.2	1:22.013	86.87	2.108	13:57:52.676	
13 -	23.132	112.4	29.001	14.244	111.6	14.615	97.6	1:20.992	87.96	1.087	13:59:13.668	
14 -	23.110	109.8	28.635	14.175	110.1	14.636	97.3	1:20.556	(3)	88.44	0.651	14:00:34.224
15 -	23.057	112.4	28.631	13.878	113.9	14.339	98.1	1:19.905	(1)	89.16		14:01:54.129
16 -	23.025	108.2	28.423	14.022	110.9	14.567	97.3	1:20.037	(2)	89.01	0.132	14:03:14.166
17 -	24.200	99.2	32.509	18.150	78.3	IN PIT		1:35.770	P	74.39	15.865	14:04:49.936

Weather / Track : Cloudy / Dry

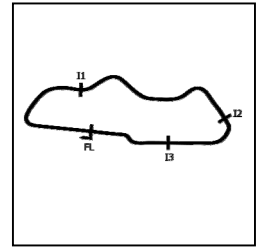
Donington Park National
Circuit Length = 1.9790 miles
Start: 13:35 Flag 14:05 End: 14:07

MCRCB BULLETIN TK036

2020 Bennetts British Superbike Championship - Quattro Group Round 1

2020 Honda British Talent Cup

FREE PRACTICE 2 - SECTOR ANALYSIS



SECTOR 1 = FL to I1, SECTOR 2 = I1 to I2, SECTOR 3 = I2 to I3, SECTOR 4 = I3 to FL, DIFF = Difference To Personal Best Lap, P = Crossed Finish Line in Pit Lane, D = Time Disallowed

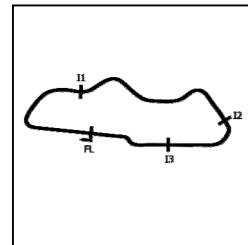
P21 57		Josh HIATT				Honda - Wilson Racing						
IDEAL LAP TIME : 1:20.116		BEST LAP TIME : 1:20.401				DIFFERENCE : 0.285						
LAP	SECTOR 1	SECTOR 2	SECTOR 3	SECTOR 4	LAP TIME	MPH	DIFF	TIME OF DAY				
1 -	OUTLAP	91.9	31.449	14.587	107.0	15.933	93.4		13:37:27.841			
2 -	23.341	105.8	29.673	14.078	111.4	14.928	98.6	1:22.020	86.86	1.619	13:38:49.861	
3 -	23.378	104.5	29.315	14.055	111.2	14.556	98.8	1:21.304	87.62	0.903	13:40:11.165	
4 -	22.833	105.8	28.949	14.104	111.1	14.710	97.1	1:20.596	(3)	88.39	0.195	13:41:31.761
5 -	23.113	106.3	29.181	14.053	111.4	14.603	97.6	1:20.950	88.01	0.549	13:42:52.711	
6 -	23.028	106.1	28.841	14.031	110.5	14.501	98.2	1:20.401	(1)	88.61		13:44:13.112
7 -	23.231	99.2	29.720	14.193	108.9	14.655	97.5	1:21.799	87.09	1.398	13:45:34.911	
8 -	23.069	105.3	28.922	14.107	110.5	14.411	98.2	1:20.509	(2)	88.49	0.108	13:46:55.420
9 -	23.117	98.1	29.946	14.350	108.4	IN PIT		1:27.836	P	81.11	7.435	13:48:23.256
10 -	OUTLAP	98.3	29.811	14.191	110.3	14.606	98.1	2:45.174	43.13	1:24.773	13:51:08.430	
11 -	23.069	107.0	29.628	14.222	109.4	14.899	96.6	1:21.818	87.07	1.417	13:52:30.248	
12 -	25.061	87.3	32.519	15.598	101.6	IN PIT		1:35.545	P	74.56	15.144	13:54:05.793
13 -	OUTLAP	94.9	31.223	14.742	107.8	15.423	95.5	2:06.346	56.38	45.945	13:56:12.139	
14 -	23.917	101.6	30.942	14.803	107.0	15.246	95.5	1:24.908	83.91	4.507	13:57:37.047	
15 -	23.797	101.9	30.369	14.617	108.2	14.977	95.5	1:23.760	85.06	3.359	13:59:00.807	
16 -	23.529	102.7	29.902	14.461	107.2	IN PIT		1:28.273	P	80.71	7.872	14:00:29.080
17 -	OUTLAP	101.3	29.799	14.352	109.2	14.938	95.4	4:02.014	29.43	2:41.613	14:04:31.094	
18 -	23.227	105.0	29.186	14.076	110.5	14.430	97.8	1:20.919	88.04	0.518	14:05:52.013	

P22 2		Rhys COATES				Honda - Ernie Coates Race Support						
IDEAL LAP TIME : 1:20.595		BEST LAP TIME : 1:21.099				DIFFERENCE : 0.504						
LAP	SECTOR 1	SECTOR 2	SECTOR 3	SECTOR 4	LAP TIME	MPH	DIFF	TIME OF DAY				
1 -	OUTLAP	92.8	31.784	14.406	112.0	15.668	96.9		13:38:05.119			
2 -	23.875	93.9	30.626	14.362	112.5	15.792	97.5	1:24.655	84.16	3.556	13:39:29.774	
3 -	23.766	92.5	31.031	15.165	111.1	15.688	99.1	1:25.650	83.18	4.551	13:40:55.424	
4 -	23.996	98.2	29.825	14.126	112.2	14.918	100.3	1:22.865	85.97	1.766	13:42:18.289	
5 -	23.192	101.2	30.132	14.175	112.5	14.834	99.2	1:22.333	86.53	1.234	13:43:40.622	
6 -	23.323	99.1	29.820	14.196	112.0	14.777	100.6	1:22.116	86.76	1.017	13:45:02.738	
7 -	22.918	99.2	29.641	14.059	113.1	14.787	99.5	1:21.405	(3)	87.52	0.306	13:46:24.143
8 -	22.960	102.4	29.375	14.074	112.7	14.822	98.9	1:21.231	(2)	87.70	0.132	13:47:45.374
9 -	23.425	100.6	29.697	14.059	112.0	14.625	99.7	1:21.806	87.09	0.707	13:49:07.180	
10 -	23.481	102.4	29.254	14.052	112.2	14.648	99.7	1:21.435	87.48	0.336	13:50:28.615	
11 -	23.303	104.2	29.307	14.017	113.7	14.822	99.4	1:21.449	87.47	0.350	13:51:50.064	
12 -	23.116	99.2	30.436	14.468	112.5	14.637	100.3	1:22.657	86.19	1.558	13:53:12.721	
13 -	23.691	103.0	30.246	14.199	114.3	15.629	97.6	1:23.765	85.05	2.666	13:54:36.486	
14 -	23.964	97.6	30.640	14.371	112.2	15.140	98.2	1:24.115	84.70	3.016	13:56:00.601	
15 -	23.329	100.6	29.921	14.310	111.6	14.922	99.8	1:22.482	86.37	1.383	13:57:23.083	
16 -	23.014	103.4	29.649	14.253	111.8	14.761	98.3	1:21.677	87.22	0.578	13:58:44.760	
17 -	23.100	101.0	31.002	14.310	111.4	15.043	98.2	1:23.455	85.37	2.356	14:00:08.215	
18 -	23.179	100.7	30.267	14.326	111.2	15.045	97.3	1:22.817	86.02	1.718	14:01:31.032	
19 -	23.490	101.3	29.476	14.099	112.0	15.027	97.3	1:22.092	86.78	0.993	14:02:53.124	
20 -	23.146	100.7	29.337	14.409	113.5	15.947	93.0	1:22.839	86.00	1.740	14:04:15.963	
21 -	23.414	102.7	29.206	13.846	113.9	14.633	99.1	1:21.099	(1)	87.85		14:05:37.062

Weather / Track : Cloudy / Dry

Donington Park National
Circuit Length = 1.9790 miles
Start: 13:35 Flag 14:05 End: 14:07

FREE PRACTICE 2 - SECTOR ANALYSIS

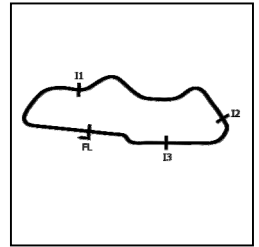


SECTOR 1 = FL to I1, SECTOR 2 = I1 to I2, SECTOR 3 = I2 to I3, SECTOR 4 = I3 to FL, DIFF = Difference To Personal Best Lap, P = Crossed Finish Line in Pit Lane, D = Time Disallowed

P23 65		Alexander ROWAN				Honda - Alexander Rowan Racing			
IDEAL LAP TIME : 1:21.420		BEST LAP TIME : 1:21.549				DIFFERENCE : 0.129			
LAP	SECTOR 1	SECTOR 2	SECTOR 3	SECTOR 4	LAP TIME	MPH	DIFF	TIME OF DAY	
1 -	OUTLAP	78.7	33.843	15.268 114.5	15.681 100.7			13:40:55.372	
2 -	25.367	87.9	31.551	14.554 117.7	15.286 102.6	1:26.758	82.12	5.209 13:42:22.130	
3 -	24.537	85.2	30.755	14.492 117.7	15.213 103.7	1:24.997	83.82	3.448 13:43:47.127	
4 -	23.940	92.6	30.520	14.488 117.5	15.156 101.6	1:24.104	84.71	2.555 13:45:11.231	
5 -	24.044	89.8	30.018	14.216 117.9	14.753 101.9	1:23.031	85.80	1.482 13:46:34.262	
6 -	23.814	92.5	29.940	14.087 117.7	14.688 103.5	1:22.529 (2)	86.32	0.980 13:47:56.791	
7 -	23.138	93.9	29.665	13.930 119.4	14.816 102.2	1:21.549 (1)	87.36	13:49:18.340	
8 -	23.536 94.3	30.051	13.929 118.5	15.074 100.6	1:22.590 (3)	86.26	1.041	13:50:40.930	
9 -	24.657	84.7	30.359	14.303 116.9	15.151 102.1	1:24.470	84.34	2.921 13:52:05.400	
10 -	24.499	83.3	30.491	14.914 116.1	16.150 102.1	1:26.054	82.79	4.505 13:53:31.454	
11 -	25.414	83.6	32.165	14.890 115.7	IN PIT	1:35.678 P	74.46	14.129 13:55:07.132	
12 -	OUTLAP	86.0	31.024	14.333 116.9	15.121 100.4	6:32.071	18.17	5:10.522 14:01:39.203	
13 -	23.795	88.3	30.139	14.441 116.3	15.134 101.5	1:23.509	85.31	1.960 14:03:02.712	
14 -	24.102	83.3	30.581	14.660 115.9	15.480 100.4	1:24.823	83.99	3.274 14:04:27.535	
15 -	23.685	87.8	30.548	14.583 116.5	15.292 100.7	1:24.108	84.70	2.559 14:05:51.643	

P24 44		Lucas HILL				Honda - Ashcourt Racing			
IDEAL LAP TIME : 1:20.803		BEST LAP TIME : 1:21.695				DIFFERENCE : 0.892			
LAP	SECTOR 1	SECTOR 2	SECTOR 3	SECTOR 4	LAP TIME	MPH	DIFF	TIME OF DAY	
1 -	OUTLAP	75.7	36.809	15.962 106.5	16.768 95.5			13:37:19.006	
2 -	26.451	81.8	32.886	15.091 109.2	16.261 98.9	1:30.689	78.56	8.994 13:38:49.695	
3 -	24.558	96.9	30.512	14.405 112.0	15.547 100.7	1:25.022	83.79	3.327 13:40:14.717	
4 -	24.387	100.3	30.686	14.441 111.8	15.107 101.2	1:24.621	84.19	2.926 13:41:39.338	
5 -	23.806	104.3	32.127	14.305 113.1	14.893 101.2	1:25.131	83.69	3.436 13:43:04.469	
6 -	23.459	106.0	30.209	14.130 113.7	15.041 101.2	1:22.839	86.00	1.144 13:44:27.308	
7 -	23.612	104.2	29.740	14.230 113.9	14.859 101.3	1:22.441	86.42	0.746 13:45:49.749	
8 -	23.094	108.9	29.055	13.961 113.9	25.734 96.2	1:31.844	77.57	10.149 13:47:21.593	
9 -	24.067	95.8	30.686	15.066 97.5	IN PIT	1:32.621 P	76.92	10.926 13:48:54.214	
10 -	OUTLAP	96.1	29.781	14.082 114.3	15.076 101.2	2:15.097	52.73	53.402 13:51:09.311	
11 -	23.210	96.1	38.614	15.551 107.0	IN PIT	1:37.912 P	72.76	16.217 13:52:47.223	
12 -	OUTLAP	98.5	30.326	14.463 112.0	15.277 99.5	5:27.989	21.72	4:06.294 13:58:15.212	
13 -	23.485	98.8	29.629	14.300 112.9	14.958 100.7	1:22.372	86.49	0.677 13:59:37.584	
14 -	24.142	102.9	29.359	14.041 113.1	14.830 100.7	1:22.372	86.49	0.677 14:00:59.956	
15 -	23.642	106.6	29.539	13.963 113.9	14.693 101.2	1:21.837 (2)	87.05	0.142 14:02:21.793	
16 -	23.112 109.1	29.343	14.057 114.1	15.491 99.5	1:22.003 (3)	86.88	0.308	14:03:43.796	
17 -	23.688	101.2	29.722	14.039 112.7	14.914 100.4	1:22.363	86.50	0.668 14:05:06.159	
18 -	23.206	105.0	29.236	14.077 112.7	15.176 98.2	1:21.695 (1)	87.21	14:06:27.854	

FREE PRACTICE 2 - SECTOR ANALYSIS



SECTOR 1 = FL to I1, SECTOR 2 = I1 to I2, SECTOR 3 = I2 to I3, SECTOR 4 = I3 to FL, DIFF = Difference To Personal Best Lap, P = Crossed Finish Line in Pit Lane, D = Time Disallowed

P25 90		Harry COOK				Honda - JDF Racing						
IDEAL LAP TIME : 1:22.249		BEST LAP TIME : 1:23.059				DIFFERENCE : 0.810						
LAP	SECTOR 1	SECTOR 2	SECTOR 3	SECTOR 4	LAP TIME	MPH	DIFF	TIME OF DAY				
1 -	OUTLAP	85.4	32.849	14.622	111.6	15.798	97.8		13:37:30.537			
2 -	23.945	99.4	30.388	14.316	113.7	15.645	98.6	1:24.294	84.52	1.235	13:38:54.831	
3 -	23.719	100.0	30.170	14.171	113.7	15.673	99.2	1:23.733	85.08	0.674	13:40:18.564	
4 -	23.509	102.2	30.070	14.072	114.1	15.531	100.0	1:23.182 (3)	85.65	0.123	13:41:41.746	
5 -	23.446	97.9	30.388	14.510	111.8	15.294	100.9	1:23.638	85.18	0.579	13:43:05.384	
6 -	23.169	104.8	31.256	18.363	72.7	IN PIT		1:36.315	P	73.97	13.256	13:44:41.699
7 -	OUTLAP	94.6	31.070	14.443	110.3	15.875	97.5	5:00.961	23.67	3:37.902	13:49:42.660	
8 -	23.610	102.7	29.963	14.652	112.2	15.421	98.6	1:23.646	85.17	0.587	13:51:06.306	
9 -	23.839	98.9	30.742	14.354	111.2	15.832	98.6	1:24.767	84.04	1.708	13:52:31.073	
10 -	24.459	88.3	32.324	15.649	110.3	16.025	98.3	1:28.457	80.54	5.398	13:53:59.530	
11 -	24.788	96.8	31.342	14.916	109.1	16.248	96.0	1:27.294	81.61	4.235	13:55:26.824	
12 -	24.576	98.3	30.825	14.466	109.8	15.650	98.1	1:25.517	83.31	2.458	13:56:52.341	
13 -	23.429	103.7	30.188	14.458	112.0	15.761	98.2	1:23.836	84.98	0.777	13:58:16.177	
14 -	23.617	107.2	29.767	14.329	112.0	15.346	99.1	1:23.059 (1)	85.77		13:59:39.236	
15 -	23.649	105.8	30.653	14.422	111.1	15.677	97.5	1:24.401	84.41	1.342	14:01:03.637	
16 -	23.977	102.1	29.866	14.243	111.8	15.353	97.9	1:23.439	85.38	0.380	14:02:27.076	
17 -	23.401	110.1	30.407	14.406	111.8	15.711	97.9	1:23.925	84.89	0.866	14:03:51.001	
18 -	23.467	101.5	30.852	14.329	110.9	15.241	99.2	1:23.889	84.92	0.830	14:05:14.890	
19 -	23.301	105.8	30.049	14.263	111.4	15.497	98.1	1:23.110 (2)	85.72	0.051	14:06:38.000	

P26 50		Aditya BEHAL				Honda - Urban Nomads Racing					
IDEAL LAP TIME : 1:26.234		BEST LAP TIME :				DIFFERENCE :					
LAP	SECTOR 1	SECTOR 2	SECTOR 3	SECTOR 4	LAP TIME	MPH	DIFF	TIME OF DAY			
1 -	OUTLAP	80.2	32.017	14.580	114.3	16.119	98.8				13:37:12.762

MCRCB BULLETIN TK037

2020 Bennetts British Superbike Championship - Quattro Group Round 1

2020 Honda British Talent Cup

FREE PRACTICE 2 - BEST SECTORS

SECTOR 1				SECTOR 2				SECTOR 3				SECTOR 4				IDEAL / BEST COMPARISON		
POS	NO	NAME	TIME	NO	NAME	TIME	NO	NAME	TIME	NO	NAME	TIME	POS	NO	NAME	IDEAL	BEST	DIFF
																PERFECT LAP	1:15.733	
1	8	O'SHEA	21.510	7	LYONS	27.274	37	TINKER	13.338	72	O'GORMA	13.611	1	7	LYONS	1:16.113	1:16.489	0.376
2	16	CLARIDG	21.687	71	FARRER	27.319	8	O'SHEA	13.361	71	FARRER	13.672	2	8	O'SHEA	1:16.132	1:16.132	0.000
3	72	O'GORMA	21.726	8	O'SHEA	27.522	7	LYONS	13.380	7	LYONS	13.717	3	71	FARRER	1:16.201	1:16.584	0.383
4	7	LYONS	21.742	16	CLARIDG	27.532	17	BOURNE	13.384	52	BELFORD	13.723	4	16	CLARIDGE	1:16.368	1:16.506	0.138
5	37	TINKER	21.785	17	BOURNE	27.577	16	CLARIDG	13.410	8	O'SHEA	13.739	5	72	O'GORMAN	1:16.402	1:16.641	0.239
6	71	FARRER	21.791	72	O'GORMA	27.645	71	FARRER	13.419	16	CLARIDG	13.739	6	17	BOURNE	1:16.718	1:16.883	0.165
7	52	BELFORD	21.878	52	BELFORD	27.700	72	O'GORMA	13.420	17	BOURNE	13.783	7	37	TINKER	1:16.775	1:17.101	0.326
8	17	BOURNE	21.974	15	CROSBY	27.762	52	BELFORD	13.479	15	CROSBY	13.798	8	52	BELFORD	1:16.780	1:16.806	0.026
9	99	STUART-	22.128	37	TINKER	27.766	99	STUART-	13.484	74	COOK	13.831	9	15	CROSBY	1:17.304	1:17.412	0.108
10	74	COOK	22.152	74	COOK	27.920	46	DUFTON	13.511	46	DUFTON	13.885	10	74	COOK	1:17.579	1:17.840	0.261
11	15	CROSBY	22.179	99	STUART-	28.079	15	CROSBY	13.565	37	TINKER	13.886	11	99	STUART-CAMPBELL	1:17.627	1:17.676	0.049
12	4	MOUNSEY	22.324	46	DUFTON	28.084	66	THOMAS	13.594	99	STUART-	13.936	12	46	DUFTON	1:17.842	1:18.434	0.592
13	66	THOMAS	22.344	43	HITCHCO	28.179	43	HITCHCO	13.626	4	MOUNSEY	14.251	13	43	HITCHCOCK	1:18.545	1:19.060	0.515
14	46	DUFTON	22.362	69	SCOTT	28.423	74	COOK	13.676	66	THOMAS	14.258	14	66	THOMAS	1:18.943	1:19.151	0.208
15	48	WALKER	22.430	14	PENDRIL	28.531	11	DOBSON	13.713	43	HITCHCO	14.287	15	4	MOUNSEY	1:19.039	1:19.049	0.010
16	43	HITCHCO	22.453	11	DOBSON	28.618	4	MOUNSEY	13.756	48	WALKER	14.295	16	48	WALKER	1:19.193	1:19.525	0.332
17	27	BEACH	22.548	27	BEACH	28.635	48	WALKER	13.782	14	PENDRIL	14.309	17	27	BEACH	1:19.378	1:19.709	0.331
18	14	PENDRIL	22.621	48	WALKER	28.686	27	BEACH	13.838	69	SCOTT	14.339	18	11	DOBSON	1:19.393	1:19.684	0.291
19	11	DOBSON	22.702	4	MOUNSEY	28.708	2	COATES	13.846	27	BEACH	14.357	19	14	PENDRILL	1:19.418	1:19.817	0.399
20	57	HIATT	22.833	66	THOMAS	28.747	69	SCOTT	13.878	11	DOBSON	14.360	20	69	SCOTT	1:19.665	1:19.905	0.240
21	2	COATES	22.918	57	HIATT	28.841	65	ROWAN	13.929	57	HIATT	14.411	21	57	HIATT	1:20.116	1:20.401	0.285
22	69	SCOTT	23.025	44	HILL	29.055	14	PENDRIL	13.957	2	COATES	14.625	22	2	COATES	1:20.595	1:21.099	0.504
23	44	HILL	23.094	2	COATES	29.206	44	HILL	13.961	65	ROWAN	14.688	23	44	HILL	1:20.803	1:21.695	0.892
24	65	ROWAN	23.138	65	ROWAN	29.665	57	HIATT	14.031	44	HILL	14.693	24	65	ROWAN	1:21.420	1:21.549	0.129
25	90	COOK	23.169	90	COOK	29.767	90	COOK	14.072	90	COOK	15.241	25	90	COOK	1:22.249	1:23.059	0.810
26	50	BEHAL	23.518	50	BEHAL	32.017	50	BEHAL	14.580	50	BEHAL	16.119	26	50	BEHAL	1:26.234		

Weather / Track : Cloudy / Dry

Donington Park National
 Circuit Length = 1.9790 miles
 Start: 13:35 Flag 14:05 End: 14:07

Results can be found at www.tsl-timing.com

Printed - 14:11 Friday, 07 August 2020

MCRCB BULLETIN TK038**2020 Bennetts British Superbike Championship - Quattro Group Round 1****2020 Honda British Talent Cup****FREE PRACTICE 2 - BEST SPEEDS**

POS	INTERMEDIATE 1		INTERMEDIATE 2		INTERMEDIATE 3		FINISH LINE				
	NO	NAME	MPH	NO	NAME	MPH	NO	NAME	MPH		
1	16	CLARIDGE	117.9			72	O'GORMAN	122.4	72	O'GORMAN	106.3
2	7	LYONS	117.3			71	FARRER	121.1	8	O'SHEA	105.3
3	71	FARRER	117.3			8	O'SHEA	120.9	52	BELFORD	105.0
4	17	BOURNE	117.1			37	TINKER	120.6	4	MOUNSEY	105.0
5	72	O'GORMAN	116.5			52	BELFORD	120.0	17	BOURNE	104.8
6	15	CROSBY	116.3			7	LYONS	119.8	71	FARRER	104.5
7	8	O'SHEA	115.1			4	MOUNSEY	119.8	37	TINKER	104.5
8	52	BELFORD	115.1			65	ROWAN	119.4	99	STUART-CAMPBELL	104.3
9	14	PENDRILL	114.7			15	CROSBY	119.1	16	CLARIDGE	104.2
10	27	BEACH	114.5			17	BOURNE	118.9	11	DOBSON	103.7
11	74	COOK	113.7			16	CLARIDGE	118.5	65	ROWAN	103.7
12	37	TINKER	113.3			99	STUART-CAMPBELL	118.3	7	LYONS	103.4
13	66	THOMAS	113.1			43	HITCHCOCK	118.1	48	WALKER	103.4
14	69	SCOTT	112.5			11	DOBSON	117.1	15	CROSBY	103.2
15	11	DOBSON	112.2			66	THOMAS	116.7	43	HITCHCOCK	102.9
16	46	DUFTON	111.1			48	WALKER	116.7	74	COOK	102.4
17	90	COOK	110.1			74	COOK	116.3	46	DUFTON	101.5
18	4	MOUNSEY	109.8			46	DUFTON	115.7	44	HILL	101.3
19	48	WALKER	109.8			27	BEACH	114.7	27	BEACH	101.2
20	43	HITCHCOCK	109.1			69	SCOTT	114.5	69	SCOTT	100.9
21	44	HILL	109.1			2	COATES	114.3	90	COOK	100.9
22	99	STUART-CAMPBELL	108.5			44	HILL	114.3	2	COATES	100.6
23	57	HIATT	107.0			50	BEHAL	114.3	66	THOMAS	100.1
24	2	COATES	104.2			90	COOK	114.1	14	PENDRILL	99.7
25	50	BEHAL	102.2			14	PENDRILL	112.0	57	HIATT	98.8
26	65	ROWAN	94.3			57	HIATT	111.4	50	BEHAL	98.8

Weather / Track : Cloudy / Dry

Results can be found at www.tsl-timing.comDonington Park National
Circuit Length = 1.9790 miles
Start: 13:35 Flag 14:05 End: 14:07

Printed - 14:11 Friday, 07 August 2020

MCRCB BULLETIN TK039

2020 Bennetts British Superbike Championship - Quattro Group Round 1

2020 Honda British Talent Cup

FREE PRACTICE 2 - STATISTICS

Competitors Started 26
Planned Start 2020-08-07 @ 13:35:00.000
Actual Start 2020-08-07 @ 13:35:35.380
Finish Time 2020-08-07 @ 14:05:35.380
Track Length 1.9790mi.
Total Laps 451
Total Distance Covered 892.5593mi.

Session Fastest Lap History

NO	NAME	LAP TIME	TIME OF DAY	LAP	VEHICLE
15	Harrison CROSBY	1:19.180	13:38:20.698	2	Honda
52	Evan BELFORD	1:19.128	13:38:21.063	2	Honda
17	Franco BOURNE	1:17.668	13:38:21.164	2	Honda
17	Franco BOURNE	1:17.656	13:39:38.820	3	Honda
7	Jamie LYONS	1:17.438	13:39:41.114	3	Honda
17	Franco BOURNE	1:17.250	13:40:56.082	4	Honda
17	Franco BOURNE	1:17.241	13:43:32.026	6	Honda
71	Charlie FARRER	1:17.054	13:45:22.944	6	Honda
17	Franco BOURNE	1:16.883	13:46:10.179	8	Honda
72	Casey O'GORMAN	1:16.701	13:49:13.559	10	Honda
71	Charlie FARRER	1:16.597	13:51:50.044	11	Honda
8	Eddie O'SHEA	1:16.132	13:52:16.121	12	Honda

Flag History

TYPE	TIME OF DAY
GREEN	13:35:35.380
FINISH	14:05:35.380

Flag Statistics

TYPE	COUNT	TOTAL LAPS	TOTAL TIME
Green	1	23	32:00.109
Red	0	0	0.000
Safety Car	0	0	0.000
FCY	0	0	0.000

Weather / Track : Cloudy / Dry

Results can be found at www.tsl-timing.com

Donington Park National
Circuit Length = 1.9790 miles
Start: 13:35 Flag 14:05 End: 14:07

Printed - 14:12 Friday, 07 August 2020

MCRCB BULLETIN TK040

2020 Bennetts British Superbike Championship - Quattro Group Round 1

2020 Honda British Talent Cup

FREE PRACTICE 2 - SESSION NOTES

TIME	MESSAGE
13:38:44	NO. 50 - STOPPED TECHNICAL PROBLEM T8
13:42:15	NO. 66 - STOPPED TECHNICAL PROBLEM T5
13:45:31	UPDATE : NO.66 TO MEDICAL CENTRE
13:52:06	NO.44 OFF AND ON AT T3
13:53:36	DROPS OF RAIN IN ALL SECTORS
14:00:38	AT END OF SESSION ALL SIGNAL BOARDS MUST BE REMOVED

Weather / Track : Cloudy / Dry

Results can be found at www.tsl-timing.com

Donington Park National
Circuit Length = 1.9790 miles
Start: 13:35 Flag 14:05 End: 14:07

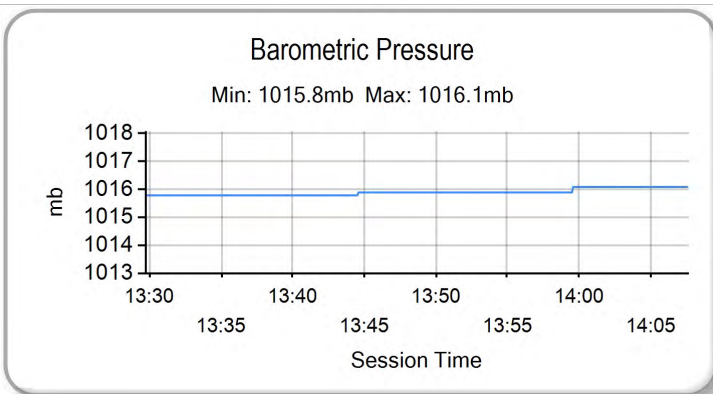
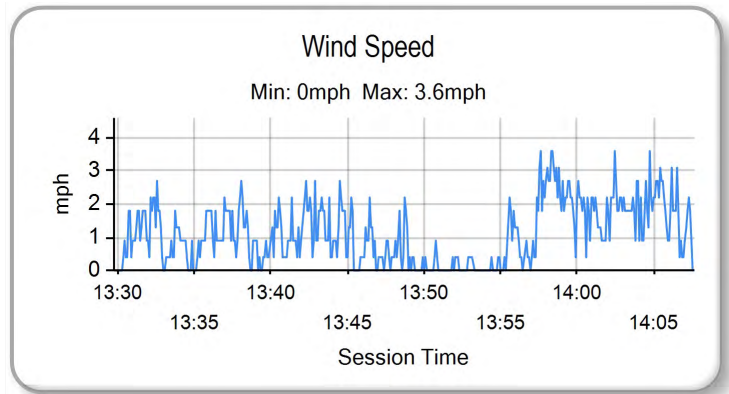
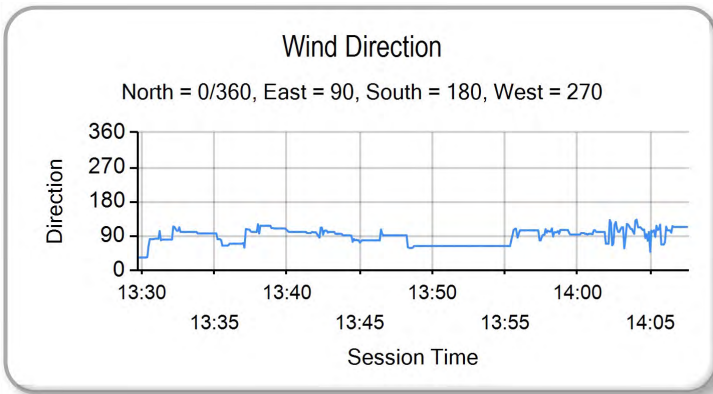
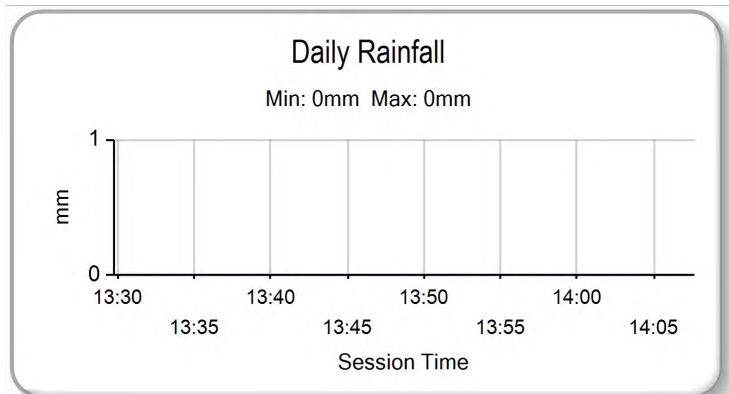
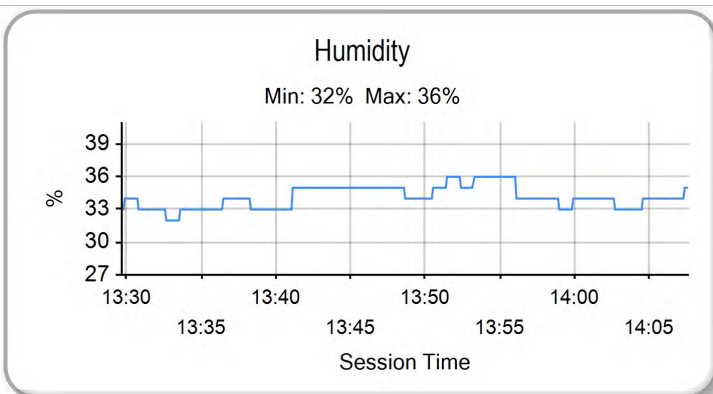
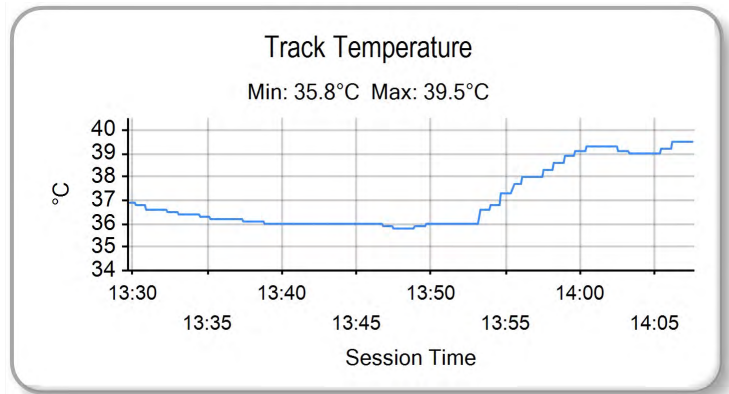
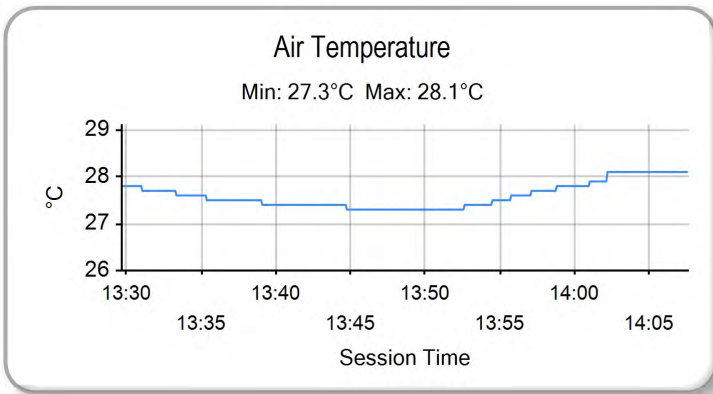
Printed - 14:12 Friday, 07 August 2020

MCRCB BULLETIN TK041

2020 Bennetts British Superbike Championship - Quattro Group Round 1

2020 Honda British Talent Cup

FREE PRACTICE 2 - WEATHER CONDITIONS



Weather / Track : Cloudy / Dry

Results can be found at www.tsl-timing.com

Donington Park National
Circuit Length = 1.9790 miles
Start: 13:35 Flag 14:05 End: 14:07

Printed - 14:13 Friday, 07 August 2020

FREE PRACTICE - COMBINED CLASSIFICATION

POS	NO	NAME	NAT	ENTRY	FIRST		SECOND		GAP	DIFF
					TIME	LAPS	TIME	LAPS		
1	8	Eddie O'SHEA	GBR	Honda - WAM	1:24.559	2	1:16.132	18		
2	7	Jamie LYONS	GBR	Honda - Jamie Lyons Racing	1:17.195	22	1:16.489	23	0.357	0.357
3	16	Harvey CLARIDGE	GBR	Honda - City Lifting / SP125 Racing	1:17.967	20	1:16.506	17	0.374	0.017
4	71	Charlie FARRER	GBR	Honda - Victoria House Racing Academy / Mortimer Racir	1:16.728	15	1:16.584	18	0.452	0.078
5	72	Casey O'GORMAN	GBR	Honda - Microlise Cresswell Racing	1:17.338	20	1:16.641	22	0.509	0.057
6	52	Evan BELFORD	GBR	Honda - City Lifting by RS Racing	1:18.986	20	1:16.806	20	0.674	0.165
7	17	Franco BOURNE	GBR	Honda - Franco Bourne Racing / SP125 Racing	1:16.874	18	1:16.883	11	0.742	0.068
8	37	Corey TINKER	GBR	Honda - Stauff Fluid Power Academy	1:18.648	19	1:17.101	21	0.969	0.227
9	15	Harrison CROSBY	GBR	Honda - Banks Racing	1:19.047	19	1:17.412	19	1.280	0.311
10	99	Bailey STUART-CAMPBELL	GBR	Honda - 151s S-C Racing	1:23.617	16	1:17.676	21	1.544	0.264
11	74	James COOK	GBR	Honda - Wilson Racing	1:18.120	18	1:17.840	22	1.708	0.164
12	46	Elliott DUFTON	GBR	Honda - D&D Racing	1:19.367	17	1:18.434	13	2.302	0.594
13	4	Sullivan MOUNSEY	GBR	Honda - Lloyd & Jones PR Racing	1:20.286	15	1:19.049	15	2.917	0.615
14	43	Ryan HITCHCOCK	GBR	Honda - Wilson Racing	1:19.899	16	1:19.060	20	2.928	0.011
15	66	Annabel THOMAS	GBR	Honda - Four Anjels Racing	1:19.739	15	1:19.151	4	3.019	0.091
16	48	Ollie WALKER	GBR	Honda - Moto Rapido / SP125 Racing	1:20.860	19	1:19.525	19	3.393	0.374
17	11	Rossi DOBSON	GBR	Honda - Rossi Dobson	1:20.812	19	1:19.684	21	3.552	0.159
18	27	Calum BEACH	GBR	Honda - Calum Beach Racing / SP125 Racing	1:20.262	19	1:19.709	18	3.577	0.025
19	50	Aditya BEHAL	GBR	Honda - Urban Nomads Racing	1:19.750	17		1	3.618	0.041
20	14	Evann PENDRILL	GBR	Honda - VHC Racing	1:20.636	17	1:19.817	20	3.685	0.067
21	69	Gary SCOTT	GBR	Honda - Scott Racing	1:20.821	14	1:19.905	17	3.773	0.088
22	57	Josh HIATT	GBR	Honda - Wilson Racing	1:20.390	18	1:20.401	18	4.258	0.485
23	2	Rhys COATES	GBR	Honda - Ernie Coates Race Support	1:22.614	19	1:21.099	21	4.967	0.709
24	44	Lucas HILL	GBR	Honda - Ashcourt Racing	1:21.143	18	1:21.695	18	5.011	0.044
25	65	Alexander ROWAN	GBR	Honda - Alexander Rowan Racing	1:23.113	17	1:21.549	15	5.417	0.406
26	90	Harry COOK	GBR	Honda - JDF Racing	1:23.687	17	1:23.059	19	6.927	1.510

QUALIFYING LAPTIME (110.0% of 1:16.132) = 1:23.745

Weather / Track : Cloudy / Dry

These results are provisional until the conclusion of any judicial and technical matters.

Donington Park National

Circuit Length = 1.9790 miles

Start: 13:35 Flag 14:05 End: 14:07

Race Director :	Stewards :	Timekeeper :
-----------------	------------	--------------

Results can be found at www.britishsuperbike.com

Printed - 14:13 Friday, 07 August 2020

QUALIFYING - CLASSIFICATION

POS	NO	NAME	NAT	ENTRY	TIME	ON	LAPS	GAP	DIFF	MPH
1	72	Casey O'GORMAN	GBR	Honda - Microlise Cresswell Racing	1:15.759	14	20			94.04
2	71	Charlie FARRER	GBR	Honda - Victoria House Racing Academy / Mortimer Racir	1:15.816	19	20	0.057	0.057	93.97
3	17	Franco BOURNE	GBR	Honda - Franco Bourne Racing / SP125 Racing	1:15.865	14	20	0.106	0.049	93.91
4	16	Harvey CLARIDGE	GBR	Honda - City Lifting / SP125 Racing	1:15.980	14	19	0.221	0.115	93.76
5	7	Jamie LYONS	GBR	Honda - Jamie Lyons Racing	1:16.114	19	19	0.355	0.134	93.60
6	52	Evan BELFORD	GBR	Honda - City Lifting by RS Racing	1:16.373	17	18	0.614	0.259	93.28
7	99	Bailey STUART-CAMPBELL	GBR	Honda - 151s S-C Racing	1:16.485	23	23	0.726	0.112	93.15
8	8	Eddie O'SHEA	GBR	Honda - WAM	1:16.599	6	8	0.840	0.114	93.01
9	74	James COOK	GBR	Honda - Wilson Racing	1:16.750	22	23	0.991	0.151	92.82
10	37	Corey TINKER	GBR	Honda - Stauff Fluid Power Academy	1:16.941	21	21	1.182	0.191	92.59
11	15	Harrison CROSBY	GBR	Honda - Banks Racing	1:17.350	6	20	1.591	0.409	92.10
12	43	Ryan HITCHCOCK	GBR	Honda - Wilson Racing	1:18.094	20	21	2.335	0.744	91.23
13	69	Gary SCOTT	GBR	Honda - Scott Racing	1:18.315	21	21	2.556	0.221	90.97
14	27	Calum BEACH	GBR	Honda - Calum Beach Racing / SP125 Racing	1:18.374	15	18	2.615	0.059	90.90
15	46	Elliott DUFTON	GBR	Honda - D&D Racing	1:18.418	18	20	2.659	0.044	90.85
16	44	Lucas HILL	GBR	Honda - Ashcourt Racing	1:18.669	21	21	2.910	0.251	90.56
17	11	Rossi DOBSON	GBR	Honda - Rossi Dobson	1:18.676	20	21	2.917	0.007	90.55
18	48	Ollie WALKER	GBR	Honda - Moto Rapido / SP125 Racing	1:18.749	21	21	2.990	0.073	90.47
19	14	Evann PENDRILL	GBR	Honda - VHC Racing	1:18.836	21	21	3.077	0.087	90.37
20	57	Josh HIATT	GBR	Honda - Wilson Racing	1:18.971	12	15	3.212	0.135	90.21
21	4	Sullivan MOUNSEY	GBR	Honda - Lloyd & Jones PR Racing	1:19.158	12	16	3.399	0.187	90.00
22	2	Rhys COATES	GBR	Honda - Ernie Coates Race Support	1:19.755	17	17	3.996	0.597	89.33
23	66	Annabel THOMAS	GBR	Honda - Four Anjels Racing	1:19.829	14	14	4.070	0.074	89.24
24	65	Alexander ROWAN	GBR	Honda - Alexander Rowan Racing	1:20.571	9	17	4.812	0.742	88.42
25	90	Harry COOK	GBR	Honda - JDF Racing	1:21.599	13	22	5.840	1.028	87.31

QUALIFYING LAPTIME (110.0% of 1:15.759) = 1:23.334

26	50	Aditya BEHAL	GBR	Honda - Urban Nomads Racing			5			
----	----	--------------	-----	-----------------------------	--	--	---	--	--	--

#15 - Exceeded track limits at turn 7 - Lap time cancelled.

Weather / Track : Bright / Dry

These results are provisional until the conclusion of any judicial and technical matters.

Donington Park National
Circuit Length = 1.9790 miles
Start: 09:00 Flag 09:30 End: 09:32

Race Director :	Stewards :	Timekeeper :
-----------------	------------	--------------

Results can be found at www.britishsuperbike.com

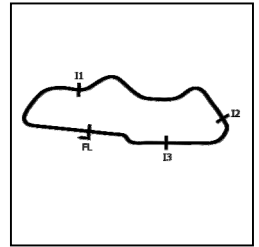
Printed - 09:34 Saturday, 08 August 2020

MCRCB BULLETIN TK090

2020 Bennetts British Superbike Championship - Quattro Group Round 1

2020 Honda British Talent Cup

QUALIFYING - SECTOR ANALYSIS



SECTOR 1 = FL to I1, SECTOR 2 = I1 to I2, SECTOR 3 = I2 to I3, SECTOR 4 = I3 to FL, DIFF = Difference To Personal Best Lap, P = Crossed Finish Line in Pit Lane, D = Time Disallowed

P1 72		Casey O'GORMAN				Honda - Microlise Cresswell Racing					
IDEAL LAP TIME : 1:15.575		BEST LAP TIME : 1:15.759				DIFFERENCE : 0.184					
LAP	SECTOR 1	SECTOR 2	SECTOR 3	SECTOR 4	LAP TIME	MPH	DIFF	TIME OF DAY			
1 -	OUTLAP	86.3	32.542	14.524	120.2	14.573	105.1		09:02:16.347		
2 -	23.202	100.6	29.612	13.616	121.5	14.279	106.5	1:20.709	88.27	4.950	09:03:37.056
3 -	22.472	105.0	29.498	13.836	116.9	14.468	107.7	1:20.274	88.75	4.515	09:04:57.330
4 -	22.144	108.5	28.461	13.461	122.0	13.904	107.2	1:17.970	91.37	2.211	09:06:15.300
5 -	21.998	112.7	28.231	13.379	122.2	13.689	108.0	1:17.297	92.17	1.538	09:07:32.597
6 -	22.064	109.2	27.951	13.329	122.2	13.710	106.8	1:17.054	92.46	1.295	09:08:49.651
7 -	21.806	116.3	27.454	13.186	123.3	13.448	109.2	1:15.894 (2)	93.87	0.135	09:10:05.545
8 -	21.795	114.7	27.705	13.273	122.0	13.658	108.0	1:16.431	93.21	0.672	09:11:21.976
9 -	24.192	105.3	28.643	13.545	120.2	14.692	105.6	1:21.072	87.88	5.313	09:12:43.048
10 -	22.110	110.5	28.818	13.587	119.4	IN PIT		1:23.676 P	85.14	7.917	09:14:06.724
11 -	OUTLAP	105.6	28.965	13.815	116.1	14.281	107.3	4:58.482	23.86	3:42.723	09:19:05.206
12 -	21.997	115.1	27.483	13.165	122.2	13.748	108.2	1:16.393	93.26	0.634	09:20:21.599
13 -	22.021	115.1	27.405	13.176	122.6	13.518	107.2	1:16.120	93.59	0.361	09:21:37.719
14 -	21.680	114.3	27.383	13.209	121.5	13.487	107.7	1:15.759 (1)	94.04		09:22:53.478
15 -	21.787	111.6	27.502	13.199	120.0	14.039	106.8	1:16.527	93.09	0.768	09:24:10.005
16 -	21.934	110.3	27.634	13.677	112.7	13.978	107.7	1:17.223	92.26	1.464	09:25:27.228
17 -	22.367	112.5	27.715	14.190	98.6	15.192	106.6	1:19.464	89.65	3.705	09:26:46.692
18 -	21.769	117.5	27.722	13.602	117.9	14.124	105.8	1:17.217	92.26	1.458	09:28:03.909
19 -	23.365	113.3	27.591	13.303	121.1	13.730	107.7	1:17.989	91.35	2.230	09:29:21.898
20 -	21.590	117.5	27.393	13.154	124.7	13.767	106.6	1:15.904 (3)	93.86	0.145	09:30:37.802

P2 71		Charlie FARRER				Honda - Victoria House Racing Academy / Mortimer Racing					
IDEAL LAP TIME : 1:15.564		BEST LAP TIME : 1:15.816				DIFFERENCE : 0.252					
LAP	SECTOR 1	SECTOR 2	SECTOR 3	SECTOR 4	LAP TIME	MPH	DIFF	TIME OF DAY			
1 -	OUTLAP	105.6	30.363	14.008	116.9	14.671	101.9				09:01:24.935
2 -	23.029	109.2	28.466	13.960	115.7	14.126	103.0	1:19.581	89.52	3.765	09:02:44.516
3 -	22.345	113.7	28.063	13.565	117.7	13.893	103.2	1:17.866	91.49	2.050	09:04:02.382
4 -	22.133	115.7	28.280	13.648	117.9	13.840	103.7	1:17.901	91.45	2.085	09:05:20.283
5 -	22.098	114.9	27.855	13.435	118.7	13.675	104.2	1:17.063	92.45	1.247	09:06:37.346
6 -	22.092	115.1	27.727	13.319	119.4	13.687	104.2	1:16.825	92.73	1.009	09:07:54.171
7 -	22.097	112.0	27.834	13.524	116.7	13.821	103.7	1:17.276	92.19	1.460	09:09:11.447
8 -	23.593	104.3	29.324	14.248	102.9	IN PIT		1:28.595 P	80.41	12.779	09:10:40.042
9 -	OUTLAP	108.9	28.560	13.572	119.4	13.821	104.3	5:44.655	20.67	4:28.839	09:16:24.697
10 -	22.050	118.5	27.411	13.358	118.3	13.672	103.5	1:16.491	93.14	0.675	09:17:41.188
11 -	22.039	114.1	27.177	13.260	118.5	13.544	103.4	1:16.020	93.72	0.204	09:18:57.208
12 -	21.906	115.7	27.341	13.343	118.3	13.521	103.5	1:16.111	93.60	0.295	09:20:13.319
13 -	21.845	116.7	27.212	13.260	119.1	13.563	103.8	1:15.880 (3)	93.89	0.064	09:21:29.199
14 -	21.985	113.9	28.217	15.130	94.5	17.201	81.8	1:22.533	86.32	6.717	09:22:51.732
15 -	22.942	116.9	27.763	13.470	118.3	13.834	103.0	1:18.009	91.33	2.193	09:24:09.741
16 -	22.028	114.5	27.308	13.324	118.3	13.627	104.0	1:16.287	93.39	0.471	09:25:26.028
17 -	26.298	96.5	28.567	13.687	120.2	13.716	103.4	1:22.268	86.60	6.452	09:26:48.296
18 -	21.936	114.5	27.289	13.228	120.0	13.676	104.6	1:16.129	93.58	0.313	09:28:04.425
19 -	21.732	117.5	27.269	13.134	120.2	13.681	102.4	1:15.816 (1)	93.97		09:29:20.241
20 -	21.890	114.3	27.214	13.136	118.3	13.623	104.0	1:15.863 (2)	93.91	0.047	09:30:36.104

Weather / Track : Bright / Dry

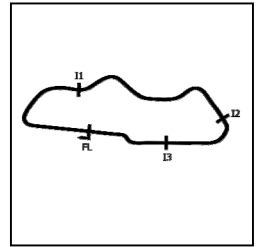
Donington Park National
Circuit Length = 1.9790 miles
Start: 09:00 Flag 09:30 End: 09:32

MCRCB BULLETIN TK090

2020 Bennetts British Superbike Championship - Quattro Group Round 1

2020 Honda British Talent Cup

QUALIFYING - SECTOR ANALYSIS



SECTOR 1 = FL to I1, SECTOR 2 = I1 to I2, SECTOR 3 = I2 to I3, SECTOR 4 = I3 to FL, DIFF = Difference To Personal Best Lap, P = Crossed Finish Line in Pit Lane, D = Time Disallowed

P3 17		Franco BOURNE		Honda - Franco Bourne Racing / SP125 Racing										
IDEAL LAP TIME : 1:15.653		BEST LAP TIME : 1:15.865		DIFFERENCE : 0.212										
LAP	SECTOR 1	SECTOR 2	SECTOR 3	SECTOR 4	LAP TIME	MPH	DIFF	TIME OF DAY						
1 -	OUTLAP	78.9	31.221	13.625	118.9	15.169	104.3					09:01:31.596		
2 -	22.377	113.3	28.824	13.645	117.3	13.949	103.0	1:18.795	90.41	2.930		09:02:50.391		
3 -	22.337	110.3	27.862	13.459	117.3	13.817	103.7	1:17.475	91.96	1.610		09:04:07.866		
4 -	22.083	114.7	27.748	13.378	117.7	13.736	104.3	1:16.945	92.59	1.080		09:05:24.811		
5 -	22.315	113.3	27.708	13.265	118.5	13.587	103.7	1:16.875	92.67	1.010		09:06:41.686		
6 -	22.072	115.3	27.291	13.331	117.1	13.656	103.2	1:16.350	93.31	0.485		09:07:58.036		
7 -	22.482	109.6	28.164	13.770	115.1	IN PIT		1:23.848	P	84.97	7.983	09:09:21.884		
8 -	OUTLAP	109.6	28.612	13.508	117.9	13.847	103.5	2:51.274	41.59	1:35.409		09:12:13.158		
9 -	22.167	114.5	27.589	13.422	117.7	13.744	103.4	1:16.922	92.62	1.057		09:13:30.080		
10 -	22.018	115.9	27.333	13.291	118.7	13.638	103.4	1:16.280	93.40	0.415		09:14:46.360		
11 -	22.079	115.3	27.249	13.253	119.1	13.745	103.7	1:16.326	93.34	0.461		09:16:02.686		
12 -	22.522	115.1	27.260	13.316	118.7	13.606	106.0	1:16.704	92.88	0.839		09:17:19.390		
13 -	21.986	115.3	27.225	13.242	118.3	13.621	103.4	1:16.074	(2)	93.65	0.209	09:18:35.464		
14 -	21.971	114.9	27.156	13.193	120.0	13.545	103.8	1:15.865	(1)	93.91		09:19:51.329		
15 -	24.136	108.5	28.253	13.538	117.3	IN PIT		1:24.208	P	84.60	8.343	09:21:15.537		
16 -	OUTLAP	108.0	28.364	13.249	118.9	13.636	105.5	3:30.830	33.79	2:14.965		09:24:46.367		
17 -	21.838	117.9	36.391	14.922	116.1	13.927	103.8	1:27.078	81.81	11.213		09:26:13.445		
18 -	21.981	116.9	27.225	13.240	119.6	13.987	102.4	1:16.433	93.21	0.568		09:27:29.878		
19 -	22.030	115.3	27.534	13.391	118.9	13.654	103.8	1:16.609	93.00	0.744		09:28:46.487		
20 -	21.871	111.8	27.594	13.114	119.1	13.648	102.9	1:16.227	(3)	93.46	0.362	09:30:02.714		

P4 16		Harvey CLARIDGE		Honda - City Lifting / SP125 Racing										
IDEAL LAP TIME : 1:15.880		BEST LAP TIME : 1:15.980		DIFFERENCE : 0.100										
LAP	SECTOR 1	SECTOR 2	SECTOR 3	SECTOR 4	LAP TIME	MPH	DIFF	TIME OF DAY						
1 -	OUTLAP	84.4	30.880	13.923	115.1	15.298	101.9					09:01:31.389		
2 -	23.189	97.2	30.342	13.850	117.1	14.217	104.0	1:21.598	87.31	5.618		09:02:52.987		
3 -	22.529	108.5	28.545	13.752	115.5	14.030	101.0	1:18.856	90.35	2.876		09:04:11.843		
4 -	22.342	113.9	27.837	13.437	116.1	13.964	102.9	1:17.580	91.83	1.600		09:05:29.423		
5 -	22.228	113.5	27.573	13.474	115.9	13.929	101.9	1:17.204	92.28	1.224		09:06:46.627		
6 -	22.444	112.7	27.708	13.470	115.9	13.887	102.6	1:17.509	91.92	1.529		09:08:04.136		
7 -	22.168	114.1	27.686	13.506	116.1	13.901	103.0	1:17.261	92.21	1.281		09:09:21.397		
8 -	22.993	97.3	30.143	13.865	114.3	IN PIT		1:25.021	P	83.79	9.041	09:10:46.418		
9 -	OUTLAP	112.5	27.510	13.489	116.9	13.975	102.9	5:18.022	22.40	4:02.042		09:16:04.440		
10 -	22.312	114.7	27.660	13.598	115.7	IN PIT		1:20.377	P	88.64	4.397	09:17:24.817		
11 -	OUTLAP	105.1	28.634	13.599	115.1	14.034	102.7	1:38.682	72.19	22.702		09:19:03.499		
12 -	22.365	114.3	27.664	13.564	116.9	14.003	101.8	1:17.596	91.81	1.616		09:20:21.095		
13 -	22.194	113.9	27.499	13.395	116.1	13.876	103.4	1:16.964	92.57	0.984		09:21:38.059		
14 -	21.950	114.1	27.155	13.319	116.7	13.556	103.7	1:15.980	(1)	93.76		09:22:54.039		
15 -	22.074	115.9	27.304	13.232	117.3	13.735	105.3	1:16.345	(2)	93.32	0.365	09:24:10.384		
16 -	21.937	115.5	27.433	13.364	115.5	13.740	103.2	1:16.474	(3)	93.16	0.494	09:25:26.858		
17 -	22.967	114.1	27.683	13.677	115.1	13.864	102.4	1:18.191	91.11	2.211		09:26:45.049		
18 -	22.180	113.5	28.097	13.812	112.4	IN PIT		1:21.846	P	87.04	5.866	09:28:06.895		
19 -	OUTLAP	113.9	27.512	13.316	117.1	13.791	103.2	2:24.402	49.33	1:08.422		09:30:31.297		

Weather / Track : Bright / Dry

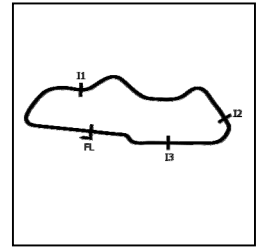
Donington Park National
Circuit Length = 1.9790 miles
Start: 09:00 Flag 09:30 End: 09:32

MCRCB BULLETIN TK090

2020 Bennetts British Superbike Championship - Quattro Group Round 1

2020 Honda British Talent Cup

QUALIFYING - SECTOR ANALYSIS



SECTOR 1 = FL to I1, SECTOR 2 = I1 to I2 SECTOR 3 = I2 to I3, SECTOR 4 = I3 to FL, DIFF = Difference To Personal Best Lap, P = Crossed Finish Line in Pit Lane, D = Time Disallowed

P5		7		Jamie LYONS				Honda - Jamie Lyons Racing			
IDEAL LAP TIME : 1:15.964		BEST LAP TIME : 1:16.114				DIFFERENCE : 0.150					
LAP	SECTOR 1	SECTOR 2	SECTOR 3	SECTOR 4	LAP TIME	MPH	DIFF	TIME OF DAY			
1 -	OUTLAP	91.9	33.480	14.661 114.5	15.565 99.7			09:02:10.948			
2 -	23.868	104.8	29.870	14.001 116.3	14.419 101.5	1:22.158	86.71	6.044 09:03:33.106			
3 -	22.898	111.8	29.122	13.983 114.3	14.256 102.1	1:20.259	88.77	4.145 09:04:53.365			
4 -	22.503	114.3	28.715	13.678 117.7	14.108 103.5	1:19.004	90.18	2.890 09:06:12.369			
5 -	22.272	113.7	27.978	13.536 117.3	13.824 103.7	1:17.610	91.80	1.496 09:07:29.979			
6 -	22.290	112.9	27.985	13.585 117.3	13.929 102.2	1:17.789	91.58	1.675 09:08:47.768			
7 -	22.208	113.9	28.120	13.588 117.3	13.846 102.9	1:17.762	91.62	1.648 09:10:05.530			
8 -	22.546	115.1	27.679	13.470 117.7	13.776 104.0	1:17.471	91.96	1.357 09:11:23.001			
9 -	22.057	115.9	28.219	14.070 109.6	IN PIT	1:22.058 P	86.82	5.944 09:12:45.059			
10 -	OUTLAP	110.7	28.195	13.633 116.9	13.957 102.2	6:15.333	18.98	4:59.219 09:19:00.392			
11 -	22.285	113.1	27.637	13.474 117.5	13.728 102.7	1:17.124	92.37	1.010 09:20:17.516			
12 -	22.181	114.5	27.553	13.450 116.7	13.589 103.2	1:16.773	92.80	0.659 09:21:34.289			
13 -	21.980	113.9	27.447	13.389 115.1	13.698 103.4	1:16.514 (3)	93.11	0.400 09:22:50.803			
14 -	22.131	113.1	27.474	13.357 117.9	13.659 103.2	1:16.621	92.98	0.507 09:24:07.424			
15 -	22.163	114.5	27.404	13.329 117.1	13.656 102.2	1:16.552	93.06	0.438 09:25:23.976			
16 -	22.122	114.5	27.345	13.414 115.7	13.635 103.4	1:16.516	93.11	0.402 09:26:40.492			
17 -	22.002	114.7	27.659	13.299 117.3	13.723 103.0	1:16.683	92.91	0.569 09:27:57.175			
18 -	22.123	114.3	27.331	13.374 117.1	13.598 102.7	1:16.426 (2)	93.22	0.312 09:29:13.601			
19 -	21.988	115.1	27.255	13.140 119.1	13.731 102.6	1:16.114 (1)	93.60	09:30:29.715			

P6		52		Evan BELFORD				Honda - City Lifting by RS Racing			
IDEAL LAP TIME : 1:16.055		BEST LAP TIME : 1:16.373				DIFFERENCE : 0.318					
LAP	SECTOR 1	SECTOR 2	SECTOR 3	SECTOR 4	LAP TIME	MPH	DIFF	TIME OF DAY			
1 -	OUTLAP	82.9	31.800	14.273 117.3	15.274 102.9			09:01:31.161			
2 -	23.196	98.2	30.415	13.904 117.9	14.115 104.2	1:21.630	87.27	5.257 09:02:52.791			
3 -	22.529	110.0	28.728	13.798 117.1	14.088 100.9	1:19.143	90.02	2.770 09:04:11.934			
4 -	22.573	109.8	28.468	13.550 118.5	13.881 104.6	1:18.472	90.79	2.099 09:05:30.406			
5 -	22.282	112.4	28.048	13.748 117.9	13.796 104.3	1:17.874	91.48	1.501 09:06:48.280			
6 -	22.184	113.1	28.046	13.474 117.7	13.782 103.8	1:17.486	91.94	1.113 09:08:05.766			
7 -	22.319	112.7	28.637	13.420 122.0	14.091 105.0	1:18.467	90.79	2.094 09:09:24.233			
8 -	23.089	105.6	29.608	14.238 112.9	IN PIT	1:26.146 P	82.70	9.773 09:10:50.379			
9 -	OUTLAP	101.3	30.196	13.843 117.7	13.893 103.8	3:54.137	30.42	2:37.764 09:14:44.516			
10 -	22.450	113.3	28.029	13.560 117.5	13.691 104.2	1:17.730	91.65	1.357 09:16:02.246			
11 -	22.188	114.5	27.811	13.391 118.1	13.610 104.3	1:17.000 (3)	92.52	0.627 09:17:19.246			
12 -	22.358	110.7	27.936	13.516 117.5	13.637 104.3	1:17.447	91.99	1.074 09:18:36.693			
13 -	22.210	115.7	27.663	13.580 115.7	13.730 104.0	1:17.183	92.30	0.810 09:19:53.876			
14 -	23.394	102.2	28.888	13.488 117.7	IN PIT	1:25.335 P	83.49	8.962 09:21:19.211			
15 -	OUTLAP	103.0	29.433	13.810 118.3	13.979 103.8	5:29.327	21.63	4:12.954 09:26:48.538			
16 -	22.140	112.0	27.930	13.490 118.9	13.616 104.6	1:17.176	92.31	0.803 09:28:05.714			
17 -	21.900	115.9	27.505	13.277 121.1	13.691 106.5	1:16.373 (1)	93.28	09:29:22.087			
18 -	21.745	117.5	27.428	13.272 120.9	14.073 102.1	1:16.518 (2)	93.11	0.145 09:30:38.605			

Weather / Track : Bright / Dry

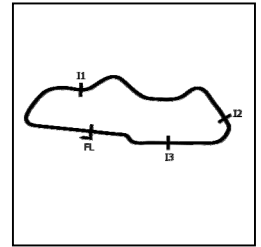
Donington Park National
 Circuit Length = 1.9790 miles
 Start: 09:00 Flag 09:30 End: 09:32

MCRCB BULLETIN TK090

2020 Bennetts British Superbike Championship - Quattro Group Round 1

2020 Honda British Talent Cup

QUALIFYING - SECTOR ANALYSIS



SECTOR 1 = FL to I1, SECTOR 2 = I1 to I2, SECTOR 3 = I2 to I3, SECTOR 4 = I3 to FL, DIFF = Difference To Personal Best Lap, P = Crossed Finish Line in Pit Lane, D = Time Disallowed

P7 99		Bailey STUART-CAMPBELL				Honda - 151s S-C Racing					
IDEAL LAP TIME : 1:16.432		BEST LAP TIME : 1:16.485				DIFFERENCE : 0.053					
LAP	SECTOR 1	SECTOR 2	SECTOR 3	SECTOR 4	LAP TIME	MPH	DIFF	TIME OF DAY			
1 -	OUTLAP	78.1	33.352	15.478	115.7	15.451	102.7		09:02:32.849		
2 -	24.146	89.0	30.765	13.996	118.7	14.664	104.3	1:23.571	85.25	7.086	09:03:56.420
3 -	22.913	99.2	29.111	13.804	119.1	14.178	105.0	1:20.006	89.05	3.521	09:05:16.426
4 -	22.501	100.0	28.785	13.464	120.6	14.203	104.2	1:18.953	90.23	2.468	09:06:35.379
5 -	22.467	103.5	28.462	13.422	120.2	14.107	104.6	1:18.458	90.80	1.973	09:07:53.837
6 -	22.478	104.6	28.313	13.444	121.1	13.828	106.3	1:18.063	91.26	1.578	09:09:11.900
7 -	22.407	108.4	28.137	13.384	120.2	13.724	105.8	1:17.652	91.75	1.167	09:10:29.552
8 -	22.249	106.0	28.240	13.372	120.4	13.705	105.8	1:17.566	91.85	1.081	09:11:47.118
9 -	22.802	110.1	28.383	13.703	119.8	13.763	105.3	1:18.651	90.58	2.166	09:13:05.769
10 -	22.149	111.6	28.261	13.410	120.4	13.692	105.3	1:17.512	91.91	1.027	09:14:23.281
11 -	22.059	110.7	28.209	13.391	120.2	13.699	105.5	1:17.358	92.09	0.873	09:15:40.639
12 -	21.962	109.2	28.056	13.394	120.2	13.808	104.5	1:17.220	92.26	0.735	09:16:57.859
13 -	22.231	102.7	28.313	13.632	119.4	14.168	105.0	1:18.344	90.94	1.859	09:18:16.203
14 -	22.179	102.6	28.462	13.609	119.6	13.943	103.5	1:18.193	91.11	1.708	09:19:34.396
15 -	22.196	106.1	28.089	13.561	119.8	14.051	104.5	1:17.897	91.46	1.412	09:20:52.293
16 -	22.100	107.5	27.747	13.433	120.0	13.642	105.5	1:16.922 (2)	92.62	0.437	09:22:09.215
17 -	21.995	105.8	28.037	13.523	120.2	13.845	106.1	1:17.400	92.04	0.915	09:23:26.615
18 -	22.130	102.6	27.797	13.378	120.6	13.838	105.8	1:17.143 (3)	92.35	0.658	09:24:43.758
19 -	22.044	108.5	28.507	14.411	117.9	14.006	106.8	1:18.968	90.22	2.483	09:26:02.726
20 -	22.079	105.3	28.203	13.369	120.6	13.766	107.3	1:17.417	92.02	0.932	09:27:20.143
21 -	21.894	110.9	27.701	13.314	121.1	14.238	102.1	1:17.147	92.35	0.662	09:28:37.290
22 -	22.056	109.4	27.850	13.532	121.5	14.091	103.4	1:17.529	91.89	1.044	09:29:54.819
23 -	21.947	109.8	27.635	13.267	121.5	13.636	106.1	1:16.485 (1)	93.15		09:31:11.304

P8 8		Eddie O'SHEA				Honda - WAM					
IDEAL LAP TIME : 1:16.581		BEST LAP TIME : 1:16.599				DIFFERENCE : 0.018					
LAP	SECTOR 1	SECTOR 2	SECTOR 3	SECTOR 4	LAP TIME	MPH	DIFF	TIME OF DAY			
1 -	OUTLAP	96.0	31.620	14.043	119.4	14.554	104.6				09:01:34.621
2 -	22.560	110.5	29.580	15.066	104.3	IN PIT		1:29.034 P	80.02	12.435	09:03:03.655
3 -	OUTLAP	104.3	29.054	13.590	121.3	14.308	106.6	1:59.327	59.70	42.728	09:05:02.982
4 -	21.923	112.5	28.043	13.550	121.5	13.839	106.3	1:17.355	92.10	0.756	09:06:20.337
5 -	21.889	111.4	27.973	13.305	121.7	13.841	105.8	1:17.008 (3)	92.51	0.409	09:07:37.345
6 -	21.812	116.3	27.712	13.255	123.1	13.820	106.1	1:16.599 (1)	93.01		09:08:53.944
7 -	21.794	114.9	27.918	13.360	121.3	13.981	105.6	1:17.053	92.46	0.454	09:10:10.997
8 -	21.918	114.1	27.852	13.356	121.3	13.864	103.7	1:16.990 (2)	92.53	0.391	09:11:27.987

Weather / Track : Bright / Dry

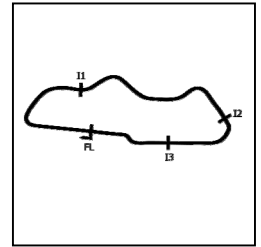
Donington Park National
Circuit Length = 1.9790 miles
Start: 09:00 Flag 09:30 End: 09:32

MCRCB BULLETIN TK090

2020 Bennetts British Superbike Championship - Quattro Group Round 1

2020 Honda British Talent Cup

QUALIFYING - SECTOR ANALYSIS



SECTOR 1 = FL to I1, SECTOR 2 = I1 to I2, SECTOR 3 = I2 to I3, SECTOR 4 = I3 to FL, DIFF = Difference To Personal Best Lap, P = Crossed Finish Line in Pit Lane, D = Time Disallowed

P9 74		James COOK				Honda - Wilson Racing					
IDEAL LAP TIME : 1:16.648		BEST LAP TIME : 1:16.750				DIFFERENCE : 0.102					
LAP	SECTOR 1	SECTOR 2	SECTOR 3	SECTOR 4	LAP TIME	MPH	DIFF	TIME OF DAY			
1 -	OUTLAP	82.4	34.107	14.847	114.1	15.695	100.7		09:02:13.467		
2 -	23.803	98.2	30.307	14.038	115.9	14.718	101.3	1:22.866	85.97	6.116	09:03:36.333
3 -	23.037	105.6	29.354	13.970	116.5	14.555	101.3	1:20.916	88.04	4.166	09:04:57.249
4 -	22.710	106.5	28.801	13.776	117.9	14.153	103.2	1:19.440	89.68	2.690	09:06:16.689
5 -	22.373	105.6	28.794	13.569	117.5	14.107	102.7	1:18.843	90.36	2.093	09:07:35.532
6 -	22.359	111.2	28.523	13.644	116.1	14.475	101.8	1:19.001	90.18	2.251	09:08:54.533
7 -	23.015	100.9	30.078	13.796	115.9	14.119	102.7	1:21.008	87.94	4.258	09:10:15.541
8 -	22.660	105.3	28.616	13.626	116.5	14.020	101.9	1:18.922	90.27	2.172	09:11:34.463
9 -	22.622	110.0	28.266	13.590	116.5	13.975	103.5	1:18.453	90.81	1.703	09:12:52.916
10 -	22.986	102.2	28.558	13.519	117.3	13.859	103.4	1:18.922	90.27	2.172	09:14:11.838
11 -	22.679	105.8	28.054	13.387	117.1	13.858	102.7	1:17.978	91.36	1.228	09:15:29.816
12 -	22.877	97.3	30.868	15.798	92.8	15.251	96.8	1:24.794	84.02	8.044	09:16:54.610
13 -	23.078	101.6	28.675	14.913	86.2	15.563	102.7	1:22.229	86.64	5.479	09:18:16.839
14 -	22.487	108.7	28.180	13.579	116.5	13.845	104.3	1:18.091	91.23	1.341	09:19:34.930
15 -	22.107	111.6	27.959	13.376	120.2	14.059	104.2	1:17.501	91.92	0.751	09:20:52.431
16 -	22.413	109.2	27.820	13.413	116.9	13.942	104.0	1:17.588	91.82	0.838	09:22:10.019
17 -	22.152	108.7	27.779	13.289	118.5	13.834	104.8	1:17.054	92.46	0.304	09:23:27.073
18 -	22.549	100.9	28.079	13.403	116.9	13.875	103.0	1:17.906	91.45	1.156	09:24:44.979
19 -	22.208	113.5	28.433	13.546	118.1	14.571	103.2	1:18.758	90.46	2.008	09:26:03.737
20 -	22.152	112.2	27.816	13.410	117.3	14.280	102.4	1:17.658	91.74	0.908	09:27:21.395
21 -	22.131	112.7	27.776	13.268	118.7	13.812	104.2	1:16.987 (3)	92.54	0.237	09:28:38.382
22 -	22.098	113.3	27.663	13.278	119.8	13.711	104.5	1:16.750 (1)	92.82		09:29:55.132
23 -	22.150	112.4	27.706	13.176	121.3	13.718	104.5	1:16.750 (1)	92.82		09:31:11.882

P10 37		Corey TINKER				Honda - Stauff Fluid Power Academy					
IDEAL LAP TIME : 1:16.726		BEST LAP TIME : 1:16.941				DIFFERENCE : 0.215					
LAP	SECTOR 1	SECTOR 2	SECTOR 3	SECTOR 4	LAP TIME	MPH	DIFF	TIME OF DAY			
1 -	OUTLAP	84.5	30.876	13.882	116.5	15.392	102.6		09:01:31.584		
2 -	23.249	98.3	30.316	13.738	115.5	14.386	104.6	1:21.689	87.21	4.748	09:02:53.273
3 -	22.457	108.4	28.598	13.667	117.5	14.446	103.7	1:19.168	89.99	2.227	09:04:12.441
4 -	22.437	109.4	28.262	13.426	120.0	14.288	104.3	1:18.413	90.86	1.472	09:05:30.854
5 -	22.390	110.3	27.838	13.449	119.8	13.998	105.5	1:17.675	91.72	0.734	09:06:48.529
6 -	22.132	109.2	28.021	13.443	119.8	13.896	104.8	1:17.492	91.94	0.551	09:08:06.021
7 -	22.221	111.2	28.050	13.516	116.5	13.935	104.2	1:17.722	91.66	0.781	09:09:23.743
8 -	22.331	109.8	28.255	13.604	115.9	14.065	103.5	1:18.255	91.04	1.314	09:10:41.998
9 -	22.366	110.5	28.130	13.501	116.5	14.106	104.0	1:18.103	91.22	1.162	09:12:00.101
10 -	22.474	111.2	28.873	14.031	112.5	IN PIT		1:26.522 P	82.34	9.581	09:13:26.623
11 -	OUTLAP	107.0	28.195	13.597	116.1	14.126	103.8	3:58.067	29.92	2:41.126	09:17:24.690
12 -	22.261	110.7	28.180	13.426	116.5	13.795	104.0	1:17.662	91.73	0.721	09:18:42.352
13 -	22.123	111.2	27.902	13.545	116.5	13.829	103.5	1:17.399	92.05	0.458	09:19:59.751
14 -	22.156	107.5	27.979	13.330	116.7	13.868	103.7	1:17.333	92.12	0.392	09:21:17.084
15 -	22.131	112.7	27.932	13.377	116.7	13.833	103.5	1:17.273 (3)	92.20	0.332	09:22:34.357
16 -	22.144	111.6	28.706	13.453	117.1	IN PIT		1:23.065 P	85.77	6.124	09:23:57.422
17 -	OUTLAP	107.2	28.497	13.754	115.7	14.074	104.5	2:04.929	57.02	47.988	09:26:02.351
18 -	22.199	111.4	28.139	13.452	115.3	13.817	103.7	1:17.607	91.80	0.666	09:27:19.958
19 -	22.361	112.5	27.834	13.683	115.5	13.991	104.0	1:17.869	91.49	0.928	09:28:37.827
20 -	22.039	114.9	27.594	13.469	120.6	13.963	102.7	1:17.065 (2)	92.44	0.124	09:29:54.892
21 -	22.084	112.5	27.590	13.302	119.8	13.965	101.3	1:16.941 (1)	92.59		09:31:11.833

Weather / Track : Bright / Dry

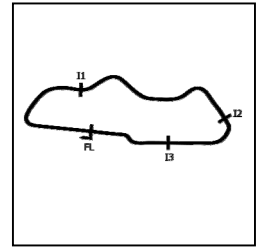
Donington Park National
Circuit Length = 1.9790 miles
Start: 09:00 Flag 09:30 End: 09:32

MCRCB BULLETIN TK090

2020 Bennetts British Superbike Championship - Quattro Group Round 1

2020 Honda British Talent Cup

QUALIFYING - SECTOR ANALYSIS



SECTOR 1 = FL to I1, SECTOR 2 = I1 to I2, SECTOR 3 = I2 to I3, SECTOR 4 = I3 to FL, DIFF = Difference To Personal Best Lap, P = Crossed Finish Line in Pit Lane, D = Time Disallowed

P11 15		Harrison CROSBY				Honda - Banks Racing						
IDEAL LAP TIME : 1:16.892		BEST LAP TIME : 1:17.350				DIFFERENCE : 0.458						
LAP	SECTOR 1	SECTOR 2	SECTOR 3	SECTOR 4	LAP TIME	MPH	DIFF	TIME OF DAY				
1 -	OUTLAP	97.9	30.456	14.468	114.3	14.687	101.6		09:01:29.874			
2 -	23.120	104.6	29.322	14.054	115.9	15.143	100.0	1:21.639	87.27	4.289	09:02:51.513	
3 -	22.940	109.4	29.289	14.084	114.9	14.262	104.3	1:20.575	88.42	3.225	09:04:12.088	
4 -	22.592	112.5	28.618	13.475	120.2	14.307	104.5	1:18.992	90.19	1.642	09:05:31.080	
5 -	22.450	116.9	27.863	13.534	119.6	13.907	104.8	1:17.754	91.63	0.404	09:06:48.834	
6 -	22.180	115.5	27.830	13.456	119.1	13.884	105.3	1:17.350 (1)	92.10		09:08:06.184	
7 -	22.235	116.9	28.106	13.528	118.3	14.424	101.3	1:18.293	D	0.943	09:09:24.477	
8 -	22.962	108.4	29.377	13.800	115.1	IN PIT		1:24.172	P	84.64	6.822	09:10:48.649
9 -	OUTLAP	91.9	37.364	16.514	70.7	17.397	101.5	5:00.034	23.74	3:42.684	09:15:48.683	
10 -	22.838	111.1	28.570	13.747	116.5	14.033	102.1	1:19.188	89.97	1.838	09:17:07.871	
11 -	22.546	112.4	28.026	13.571	116.1	14.011	102.6	1:18.154	91.16	0.804	09:18:26.025	
12 -	22.525	113.5	27.776	13.574	116.9	13.975	103.0	1:17.850	91.51	0.500	09:19:43.875	
13 -	22.614	112.9	27.883	13.606	115.7	14.026	103.2	1:18.129	91.19	0.779	09:21:02.004	
14 -	22.778	110.0	28.288	14.969	107.8	IN PIT		1:24.984	P	83.83	7.634	09:22:26.988
15 -	OUTLAP	109.8	28.378	13.497	117.9	14.168	104.2	1:43.236	69.01	25.886	09:24:10.224	
16 -	22.379	116.1	27.700	13.482	117.3	13.836	103.5	1:17.397	(2)	92.05	0.047	09:25:27.621
17 -	22.543	115.7	27.908	13.613	117.5	13.884	102.9	1:17.948	91.40	0.598	09:26:45.569	
18 -	22.576	113.7	27.609	13.497	116.7	13.814	103.0	1:17.496	(3)	91.93	0.146	09:28:03.065
19 -	22.389	114.3	28.103	13.484	117.9	13.818	102.4	1:17.794	91.58	0.444	09:29:20.859	
20 -	22.276	113.7	27.614	13.289	117.9	14.601	100.6	1:17.780	91.59	0.430	09:30:38.639	

P12 43		Ryan HITCHCOCK				Honda - Wilson Racing						
IDEAL LAP TIME : 1:17.783		BEST LAP TIME : 1:18.094				DIFFERENCE : 0.311						
LAP	SECTOR 1	SECTOR 2	SECTOR 3	SECTOR 4	LAP TIME	MPH	DIFF	TIME OF DAY				
1 -	OUTLAP	77.7	33.994	14.795	114.5	15.318	99.8				09:01:57.105	
2 -	23.293	106.8	29.576	14.095	116.5	14.585	102.6	1:21.549	87.36	3.455	09:03:18.654	
3 -	22.943	108.7	29.576	14.264	115.9	14.729	102.6	1:21.512	87.40	3.418	09:04:40.166	
4 -	22.879	106.0	29.359	13.945	117.1	14.639	102.2	1:20.822	88.15	2.728	09:06:00.988	
5 -	22.722	109.4	29.002	13.743	118.1	14.363	102.7	1:19.830	89.24	1.736	09:07:20.818	
6 -	22.721	109.4	28.759	13.683	116.9	14.383	102.6	1:19.546	89.56	1.452	09:08:40.364	
7 -	22.380	111.4	28.673	13.730	118.3	14.233	103.5	1:19.016	90.16	0.922	09:09:59.380	
8 -	22.526	111.8	28.595	13.711	118.1	14.709	104.2	1:19.541	89.57	1.447	09:11:18.921	
9 -	23.043	107.2	29.229	13.836	118.3	14.873	102.4	1:20.981	87.97	2.887	09:12:39.902	
10 -	22.442	109.1	28.320	13.565	118.3	14.341	103.0	1:18.668	(3)	90.56	0.574	09:13:58.570
11 -	22.436	111.2	28.452	13.605	117.7	14.398	101.9	1:18.891	90.30	0.797	09:15:17.461	
12 -	22.468	110.5	28.447	13.749	117.1	14.416	102.6	1:19.080	90.09	0.986	09:16:36.541	
13 -	22.531	112.2	29.095	13.735	117.9	14.222	102.7	1:19.583	89.52	1.489	09:17:56.124	
14 -	22.480	110.0	28.904	13.610	117.3	14.456	102.6	1:19.450	89.67	1.356	09:19:15.574	
15 -	22.560	108.9	28.324	13.708	117.1	14.262	102.7	1:18.854	90.35	0.760	09:20:34.428	
16 -	22.544	108.9	28.896	13.616	116.7	IN PIT		1:25.154	P	83.66	7.060	09:21:59.582
17 -	OUTLAP	101.9	28.944	13.643	117.3	14.361	102.4	2:53.106	41.15	1:35.012	09:24:52.688	
18 -	22.443	108.9	28.348	13.792	117.3	14.323	103.0	1:18.906	90.29	0.812	09:26:11.594	
19 -	22.339	112.9	28.369	13.598	116.9	14.346	102.9	1:18.652	(2)	90.58	0.558	09:27:30.246
20 -	22.194	108.7	28.009	13.588	120.2	14.303	104.5	1:18.094 (1)	91.23		09:28:48.340	
21 -	22.728	110.3	28.678	13.736	118.3	14.015	103.7	1:19.157	90.00	1.063	09:30:07.497	

Weather / Track : Bright / Dry

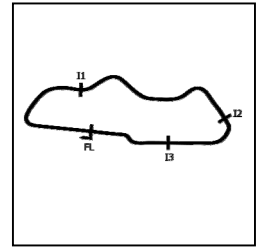
Donington Park National
Circuit Length = 1.9790 miles
Start: 09:00 Flag 09:30 End: 09:32

MCRCB BULLETIN TK090

2020 Bennetts British Superbike Championship - Quattro Group Round 1

2020 Honda British Talent Cup

QUALIFYING - SECTOR ANALYSIS



SECTOR 1 = FL to I1, SECTOR 2 = I1 to I2, SECTOR 3 = I2 to I3, SECTOR 4 = I3 to FL, DIFF = Difference To Personal Best Lap, P = Crossed Finish Line in Pit Lane, D = Time Disallowed

P13 69		Gary SCOTT				Honda - Scott Racing					
IDEAL LAP TIME : 1:18.184		BEST LAP TIME : 1:18.315				DIFFERENCE : 0.131					
LAP	SECTOR 1	SECTOR 2	SECTOR 3	SECTOR 4	LAP TIME	MPH	DIFF	TIME OF DAY			
1 -	OUTLAP	84.2	34.480	14.619	114.7	15.387	99.5		09:01:37.788		
2 -	23.470	104.0	29.543	14.049	117.7	15.089	100.9	1:22.151	86.72	3.836	09:02:59.939
3 -	23.015	107.7	29.287	14.017	114.3	14.847	101.2	1:21.166	87.77	2.851	09:04:21.105
4 -	22.926	108.9	30.166	14.038	115.3	14.426	103.2	1:21.556	87.35	3.241	09:05:42.661
5 -	22.907	112.0	29.270	13.919	115.9	14.296	103.7	1:20.392	88.62	2.077	09:07:03.053
6 -	22.633	113.3	28.392	13.794	116.3	14.482	101.6	1:19.301	89.84	0.986	09:08:22.354
7 -	22.666	108.0	29.380	13.800	115.3	14.264	102.9	1:20.110	88.93	1.795	09:09:42.464
8 -	22.800	112.0	28.530	13.839	112.9	14.354	103.0	1:19.523	89.59	1.208	09:11:01.987
9 -	22.834	104.8	28.990	14.382	113.7	14.997	99.2	1:21.203	87.73	2.888	09:12:23.190
10 -	23.182	109.6	28.819	14.046	113.7	14.439	102.1	1:20.486	88.52	2.171	09:13:43.676
11 -	23.043	110.3	28.540	13.927	114.7	14.517	101.2	1:20.027	89.02	1.712	09:15:03.703
12 -	22.965	112.4	28.791	13.959	114.1	14.541	101.0	1:20.256	88.77	1.941	09:16:23.959
13 -	23.069	114.7	28.359	13.720	114.9	14.342	101.6	1:19.490	89.62	1.175	09:17:43.449
14 -	23.261	107.8	30.572	15.822	105.6	IN PIT		1:31.561	P	13.246	09:19:15.010
15 -	OUTLAP	103.7	29.734	14.116	113.5	14.550	102.4	3:25.811	34.61	2:07.496	09:22:40.821
16 -	23.938	106.5	30.429	22.148	45.6	16.714	101.9	1:33.229	76.42	14.914	09:24:14.050
17 -	22.854	112.7	28.607	13.776	115.3	14.416	101.9	1:19.653	89.44	1.338	09:25:33.703
18 -	22.755	113.7	28.183	14.002	113.5	14.391	100.9	1:19.331	89.80	1.016	09:26:53.034
19 -	22.700	114.5	28.092	13.638	115.3	14.509	102.1	1:18.939	(3)	90.25	09:28:11.973
20 -	22.466	114.9	28.103	13.770	117.1	14.329	101.8	1:18.668	(2)	90.56	09:29:30.641
21 -	22.490	114.3	28.199	13.593	115.9	14.033	102.4	1:18.315	(1)	90.97	09:30:48.956

P14 27		Calum BEACH				Honda - Calum Beach Racing / SP125 Racing					
IDEAL LAP TIME : 1:18.269		BEST LAP TIME : 1:18.374				DIFFERENCE : 0.105					
LAP	SECTOR 1	SECTOR 2	SECTOR 3	SECTOR 4	LAP TIME	MPH	DIFF	TIME OF DAY			
1 -	OUTLAP	87.0	33.100	14.410	114.5	15.596	100.1				09:01:35.674
2 -	23.691	104.0	31.040	13.924	115.1	15.595	100.4	1:24.250	84.56	5.876	09:02:59.924
3 -	24.716	95.5	31.022	14.279	109.8	IN PIT		1:29.643	P	11.269	09:04:29.567
4 -	OUTLAP	102.4	30.008	13.956	113.3	14.616	101.3	1:41.879	69.93	23.505	09:06:11.446
5 -	23.358	112.5	28.884	13.867	113.1	14.407	101.5	1:20.516	88.48	2.142	09:07:31.962
6 -	22.851	112.9	28.633	13.932	112.0	14.428	101.2	1:19.844	(3)	89.23	09:08:51.806
7 -	22.788	110.5	29.154	13.890	113.9	14.324	101.6	1:20.156	88.88	1.782	09:10:11.962
8 -	22.992	111.1	29.024	13.933	112.0	14.294	101.5	1:20.243	88.78	1.869	09:11:32.205
9 -	23.078	110.7	28.738	13.984	112.4	14.516	97.9	1:20.316	88.70	1.942	09:12:52.521
10 -	23.049	108.2	29.298	13.666	114.9	14.130	100.4	1:20.143	88.89	1.769	09:14:12.664
11 -	23.716	102.2	29.774	14.194	111.2	IN PIT		1:26.272	P	7.898	09:15:38.936
12 -	OUTLAP	107.2	29.001	13.747	112.4	14.556	100.4	5:52.705	20.20	4:34.331	09:21:31.641
13 -	23.487	108.2	28.888	13.668	113.5	14.404	100.3	1:20.447	88.56	2.073	09:22:52.088
14 -	22.914	113.5	28.164	13.540	115.7	14.162	101.6	1:18.780	(2)	90.43	09:24:10.868
15 -	22.564	112.5	28.035	13.578	114.3	14.197	100.4	1:18.374	(1)	90.90	09:25:29.242
16 -	23.288	100.3	28.624	13.972	115.3	14.403	99.4	1:20.287	88.73	1.913	09:26:49.529
17 -	22.742	110.1	29.143	13.912	112.4	14.547	99.8	1:20.344	88.67	1.970	09:28:09.873
18 -	23.292	101.0	29.489	14.052	115.3	IN PIT		1:24.834	P	6.460	09:29:34.707

Weather / Track : Bright / Dry

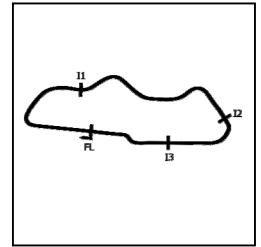
Donington Park National
Circuit Length = 1.9790 miles
Start: 09:00 Flag 09:30 End: 09:32

MCRCB BULLETIN TK090

2020 Bennetts British Superbike Championship - Quattro Group Round 1

2020 Honda British Talent Cup

QUALIFYING - SECTOR ANALYSIS



SECTOR 1 = FL to I1, SECTOR 2 = I1 to I2, SECTOR 3 = I2 to I3, SECTOR 4 = I3 to FL, DIFF = Difference To Personal Best Lap, P = Crossed Finish Line in Pit Lane, D = Time Disallowed

P15 46		Elliott DUFTON				Honda - D&D Racing			
IDEAL LAP TIME : 1:17.820		BEST LAP TIME : 1:18.418				DIFFERENCE : 0.598			
LAP	SECTOR 1	SECTOR 2	SECTOR 3	SECTOR 4	LAP TIME	MPH	DIFF	TIME OF DAY	
1 -	OUTLAP	85.9	31.693	13.926 116.9	15.332 102.1			09:01:31.795	
2 -	23.474	98.8	30.816	14.762 104.0	15.470 92.1	1:24.522	84.29	6.104 09:02:56.317	
3 -	24.547	101.0	29.287	14.078 111.1	16.466 96.0	1:24.378	84.43	5.960 09:04:20.695	
4 -	23.110	105.5	30.224	14.039 113.1	14.209 102.4	1:21.582	87.33	3.164 09:05:42.277	
5 -	22.777	108.0	29.098	13.617 113.9	14.292 101.6	1:19.784	89.29	1.366 09:07:02.061	
6 -	22.721	109.4	28.403	13.613 113.7	14.439 100.9	1:19.176	89.98	0.758 09:08:21.237	
7 -	22.754	107.7	28.780	13.765 114.1	13.951 102.4	1:19.250	89.90	0.832 09:09:40.487	
8 -	23.119	107.3	29.631	14.373 96.2	15.270 103.0	1:22.393	86.47	3.975 09:11:02.880	
9 -	22.499	108.2	28.795	14.786 107.5	15.041 102.7	1:21.121	87.82	2.703 09:12:24.001	
10 -	23.131	102.7	30.790	14.466 109.1	IN PIT	1:29.520 P	79.58	11.102 09:13:53.521	
11 -	OUTLAP	101.0	29.214	13.785 111.8	14.434 100.3	3:19.362	35.73	2:00.944 09:17:12.883	
12 -	23.341	108.0	28.606	13.709 112.5	14.040 102.1	1:19.696	89.39	1.278 09:18:32.579	
13 -	22.741	108.5	28.671	13.664 113.7	13.911 102.4	1:18.987 (3)	90.20	0.569 09:19:51.566	
14 -	22.693	108.4	28.101	13.391 117.5	15.003 100.9	1:19.188	89.97	0.770 09:21:10.754	
15 -	22.773	109.2	28.436	13.525 113.5	14.329 100.1	1:19.063	90.11	0.645 09:22:29.817	
16 -	23.254	103.5	29.548	15.093 92.0	14.697 101.3	1:22.592	86.26	4.174 09:23:52.409	
17 -	23.320	108.0	28.549	13.937 108.0	14.315 101.8	1:20.121	88.92	1.703 09:25:12.530	
18 -	22.730	109.2	28.132	13.500 114.5	14.056 101.6	1:18.418 (1)	90.85	09:26:30.948	
19 -	22.756	111.8	28.019	13.703 112.9	13.996 102.7	1:18.474 (2)	90.78	0.056 09:27:49.422	
20 -	23.668	104.2	29.806	14.103 110.3	IN PIT	1:29.397 P	79.69	10.979 09:29:18.819	

P16 44		Lucas HILL				Honda - Ashcourt Racing			
IDEAL LAP TIME : 1:18.469		BEST LAP TIME : 1:18.669				DIFFERENCE : 0.200			
LAP	SECTOR 1	SECTOR 2	SECTOR 3	SECTOR 4	LAP TIME	MPH	DIFF	TIME OF DAY	
1 -	OUTLAP	75.3	36.172	14.748 113.1	15.792 100.1			09:02:58.972	
2 -	24.757	99.1	30.684	14.272 113.5	14.745 102.1	1:24.458	84.35	5.789 09:04:23.430	
3 -	23.330	105.0	30.111	13.833 116.3	15.375 101.8	1:22.649	86.20	3.980 09:05:46.079	
4 -	24.108	95.5	30.299	14.357 114.9	14.872 101.8	1:23.636	85.18	4.967 09:07:09.715	
5 -	23.666	100.6	30.367	14.051 114.9	14.650 101.5	1:22.734	86.11	4.065 09:08:32.449	
6 -	23.426	100.7	30.236	14.169 113.5	14.681 102.7	1:22.512	86.34	3.843 09:09:54.961	
7 -	23.902	97.6	29.704	14.149 109.6	15.578 101.9	1:23.333	85.49	4.664 09:11:18.294	
8 -	23.321	105.1	29.456	13.904 113.9	15.253 101.2	1:21.934	86.95	3.265 09:12:40.228	
9 -	22.857	110.9	29.210	13.647 116.5	14.218 104.0	1:19.932	89.13	1.263 09:14:00.160	
10 -	22.739	112.9	28.707	13.760 115.1	14.105 102.6	1:19.311	89.83	0.642 09:15:19.471	
11 -	23.222	111.6	28.782	13.635 117.1	14.163 102.6	1:19.802	89.27	1.133 09:16:39.273	
12 -	22.721	108.7	28.914	13.608 116.5	14.159 102.6	1:19.402	89.72	0.733 09:17:58.675	
13 -	22.682	110.9	28.589	13.739 115.9	14.096 103.4	1:19.106	90.06	0.437 09:19:17.781	
14 -	22.749	110.5	28.491	13.673 116.3	14.603 100.6	1:19.516	89.60	0.847 09:20:37.297	
15 -	23.055	103.5	29.814	14.478 104.5	IN PIT	1:28.329 P	80.66	9.660 09:22:05.626	
16 -	OUTLAP	107.0	29.179	13.768 116.5	14.227 102.1	2:12.110	53.92	53.441 09:24:17.736	
17 -	22.940	110.5	28.352	13.600 116.3	14.023 102.2	1:18.915 (3)	90.28	0.246 09:25:36.651	
18 -	23.147	107.3	28.789	13.897 114.9	14.317 102.4	1:20.150	88.89	1.481 09:26:56.801	
19 -	22.854	107.7	28.545	13.615 116.5	14.419 102.7	1:19.433	89.69	0.764 09:28:16.234	
20 -	22.549	113.3	28.440	13.569 118.5	14.157 103.7	1:18.715 (2)	90.51	0.046 09:29:34.949	
21 -	22.551	115.1	28.509	13.545 117.9	14.064 104.3	1:18.669 (1)	90.56	09:30:53.618	

Weather / Track : Bright / Dry

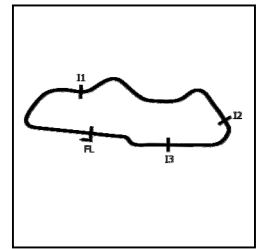
Donington Park National
Circuit Length = 1.9790 miles
Start: 09:00 Flag 09:30 End: 09:32

MCRCB BULLETIN TK090

2020 Bennetts British Superbike Championship - Quattro Group Round 1

2020 Honda British Talent Cup

QUALIFYING - SECTOR ANALYSIS



SECTOR 1 = FL to I1, SECTOR 2 = I1 to I2, SECTOR 3 = I2 to I3, SECTOR 4 = I3 to FL, DIFF = Difference To Personal Best Lap, P = Crossed Finish Line in Pit Lane, D = Time Disallowed

P17 11		Rossi DOBSON				Honda - Rossi Dobson			
IDEAL LAP TIME : 1:18.526		BEST LAP TIME : 1:18.676				DIFFERENCE : 0.150			
LAP	SECTOR 1	SECTOR 2	SECTOR 3	SECTOR 4	LAP TIME	MPH	DIFF	TIME OF DAY	
1 -	OUTLAP	77.1	37.418	15.130 113.3	16.823 97.5			09:01:40.409	
2 -	25.788	87.0	32.802	14.413 115.1	15.753 100.9	1:28.756	80.27	10.080 09:03:09.165	
3 -	24.085	95.4	31.294	14.417 113.5	15.165 102.4	1:24.961	83.85	6.285 09:04:34.126	
4 -	23.354	104.2	29.854	14.167 115.1	14.899 102.9	1:22.274	86.59	3.598 09:05:56.400	
5 -	23.195	104.6	29.413	13.816 115.9	14.863 101.5	1:21.287	87.64	2.611 09:07:17.687	
6 -	22.915	111.6	28.885	13.778 115.5	14.668 102.4	1:20.246	88.78	1.570 09:08:37.933	
7 -	22.797	108.5	29.408	13.787 116.7	14.442 102.1	1:20.434	88.57	1.758 09:09:58.367	
8 -	22.814	112.5	28.909	13.790 115.3	14.578 104.2	1:20.091	88.95	1.415 09:11:18.458	
9 -	23.797	103.2	30.011	15.496 100.6	15.358 100.3	1:24.662	84.15	5.986 09:12:43.120	
10 -	22.649	113.1	28.784	13.809 116.7	IN PIT	1:24.275 P	84.54	5.599 09:14:07.395	
11 -	OUTLAP	105.0	28.940	13.785 116.3	14.506 102.6	1:37.334	73.19	18.658 09:15:44.729	
12 -	22.816	113.9	28.441	13.707 115.1	14.362 103.0	1:19.326	89.81	0.650 09:17:04.055	
13 -	22.715	114.3	28.444	13.693 115.7	14.252 103.0	1:19.104 (3)	90.06	0.428 09:18:23.159	
14 -	22.826	112.2	28.481	13.732 115.3	14.449 102.9	1:19.488	89.63	0.812 09:19:42.647	
15 -	22.769	113.5	28.214	13.646 115.7	14.302 102.9	1:18.931 (2)	90.26	0.255 09:21:01.578	
16 -	23.689	101.0	30.513	14.517 106.6	IN PIT	1:28.698 P	80.32	10.022 09:22:30.276	
17 -	OUTLAP	94.2	32.346	13.932 114.5	14.721 101.2	2:47.490	42.53	1:28.814 09:25:17.766	
18 -	23.036	109.6	29.562	14.084 114.5	14.551 101.5	1:21.233	87.70	2.557 09:26:38.999	
19 -	22.873	113.3	28.513	13.701 115.5	14.281 103.5	1:19.368	89.76	0.692 09:27:58.367	
20 -	22.646	110.5	28.357	13.429 117.7	14.244 101.9	1:18.676 (1)	90.55	09:29:17.043	
21 -	22.639	111.1	28.571	13.577 116.7	17.271 96.6	1:22.058	86.82	3.382 09:30:39.101	

P18 48		Ollie WALKER				Honda - Moto Rapido / SP125 Racing			
IDEAL LAP TIME : 1:18.523		BEST LAP TIME : 1:18.749				DIFFERENCE : 0.226			
LAP	SECTOR 1	SECTOR 2	SECTOR 3	SECTOR 4	LAP TIME	MPH	DIFF	TIME OF DAY	
1 -	OUTLAP	85.4	34.521	14.677 115.5	15.336 102.2			09:01:37.827	
2 -	23.308	101.8	30.301	14.249 116.7	14.684 103.8	1:22.542	86.31	3.793 09:03:00.369	
3 -	24.028	95.3	30.830	14.190 116.9	14.704 103.8	1:23.752	85.06	5.003 09:04:24.121	
4 -	23.006	99.4	30.024	13.889 118.1	15.115 103.8	1:22.034	86.84	3.285 09:05:46.155	
5 -	22.925	104.2	29.014	13.804 118.1	14.185 104.2	1:19.928	89.13	1.179 09:07:06.083	
6 -	22.731	107.5	28.924	13.823 117.5	14.198 104.0	1:19.676	89.42	0.927 09:08:25.759	
7 -	22.563	109.6	29.076	13.892 117.9	14.271 104.3	1:19.802	89.27	1.053 09:09:45.561	
8 -	22.850	102.9	29.641	13.903 117.5	14.330 103.5	1:20.724	88.25	1.975 09:11:06.285	
9 -	22.649	103.2	28.872	13.810 117.1	14.226 104.0	1:19.557	89.55	0.808 09:12:25.842	
10 -	22.568	106.1	29.012	13.754 117.7	14.195 103.5	1:19.529	89.58	0.780 09:13:45.371	
11 -	22.694	109.6	28.589	13.716 117.5	14.571 102.7	1:19.570	89.53	0.821 09:15:04.941	
12 -	22.504	111.2	28.724	13.613 118.9	14.350 105.0	1:19.191	89.96	0.442 09:16:24.132	
13 -	22.464	109.6	28.551	13.591 117.7	14.257 101.8	1:18.863 (2)	90.34	0.114 09:17:42.995	
14 -	22.507	108.9	28.588	13.821 116.9	14.166 103.7	1:19.082	90.09	0.333 09:19:02.077	
15 -	22.527	108.9	28.696	13.719 117.7	14.255 104.5	1:19.197	89.96	0.448 09:20:21.274	
16 -	22.685	105.1	28.513	13.744 117.3	14.189 103.2	1:19.131	90.03	0.382 09:21:40.405	
17 -	22.489	108.2	28.413	13.697 117.1	14.267 103.8	1:18.866 (3)	90.33	0.117 09:22:59.271	
18 -	22.698	108.7	29.689	13.927 114.5	IN PIT	1:29.464 P	79.63	10.715 09:24:28.735	
19 -	OUTLAP	102.4	29.379	14.018 112.7	14.488 103.2	3:46.713	31.42	2:27.964 09:28:15.448	
20 -	22.473	108.2	28.648	13.670 118.7	14.217 102.7	1:19.008	90.17	0.259 09:29:34.456	
21 -	22.526	110.0	28.565	13.603 118.1	14.055 104.0	1:18.749 (1)	90.47	09:30:53.205	

Weather / Track : Bright / Dry

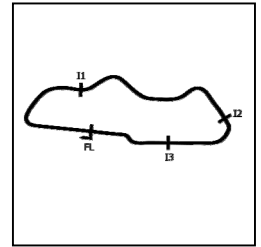
Donington Park National
Circuit Length = 1.9790 miles
Start: 09:00 Flag 09:30 End: 09:32

MCRCB BULLETIN TK090

2020 Bennetts British Superbike Championship - Quattro Group Round 1

2020 Honda British Talent Cup

QUALIFYING - SECTOR ANALYSIS



SECTOR 1 = FL to I1, SECTOR 2 = I1 to I2, SECTOR 3 = I2 to I3, SECTOR 4 = I3 to FL, DIFF = Difference To Personal Best Lap, P = Crossed Finish Line in Pit Lane, D = Time Disallowed

P19 14		Evann PENDRILL				Honda - VHC Racing						
IDEAL LAP TIME : 1:18.722		BEST LAP TIME : 1:18.836				DIFFERENCE : 0.114						
LAP	SECTOR 1	SECTOR 2	SECTOR 3	SECTOR 4	LAP TIME	MPH	DIFF	TIME OF DAY				
1 -	OUTLAP	86.2	32.528	14.328	111.1	14.834	98.5		09:01:33.637			
2 -	23.186	106.0	30.047	14.320	112.5	14.560	98.8	1:22.113	86.76	3.277	09:02:55.750	
3 -	23.124	108.4	28.853	14.420	110.9	14.612	98.3	1:21.009	87.94	2.173	09:04:16.759	
4 -	23.160	110.5	28.842	14.037	111.1	14.437	98.6	1:20.476	88.53	1.640	09:05:37.235	
5 -	23.059	109.8	29.119	13.980	111.4	14.526	98.1	1:20.684	88.30	1.848	09:06:57.919	
6 -	23.051	109.2	29.511	14.174	111.2	14.556	98.1	1:21.292	87.64	2.456	09:08:19.211	
7 -	23.233	109.6	28.533	13.986	111.1	14.343	98.3	1:20.095	88.95	1.259	09:09:39.306	
8 -	22.958	109.1	28.464	13.857	111.4	14.406	99.4	1:19.685	89.41	0.849	09:10:58.991	
9 -	23.023	108.4	28.415	13.876	111.4	14.380	99.2	1:19.694	89.39	0.858	09:12:18.685	
10 -	22.923	110.0	28.474	14.065	111.6	14.228	99.2	1:19.690	89.40	0.854	09:13:38.375	
11 -	24.826	93.4	30.971	14.900	106.8	IN PIT		1:32.091	P	77.36	13.255	09:15:10.466
12 -	OUTLAP	101.5	29.092	14.025	112.5	15.254	95.7	2:59.862		39.61	1:41.026	09:18:10.328
13 -	23.083	110.5	28.405	13.987	111.4	14.206	99.5	1:19.681	89.41	0.845	09:19:30.009	
14 -	23.050	108.9	29.069	14.031	111.1	14.366	98.1	1:20.516	88.48	1.680	09:20:50.525	
15 -	23.029	108.5	28.409	13.824	112.4	14.251	98.8	1:19.513	89.60	0.677	09:22:10.038	
16 -	22.988	109.8	28.360	13.842	112.0	14.227	99.5	1:19.417	(3)	89.71	0.581	09:23:29.455
17 -	22.908	109.6	28.455	13.711	112.5	14.521	98.6	1:19.595	89.51	0.759	09:24:49.050	
18 -	23.058	110.9	28.349	13.951	111.4	14.138	99.7	1:19.496	89.62	0.660	09:26:08.546	
19 -	22.850	110.1	28.606	14.427	110.7	14.180	99.1	1:20.063	88.98	1.227	09:27:28.609	
20 -	22.692	110.3	28.505	13.761	116.1	14.132	99.2	1:19.090	(2)	90.08	0.254	09:28:47.699
21 -	22.602	111.1	28.362	13.639	113.9	14.233	98.9	1:18.836	(1)	90.37		09:30:06.535

P20 57		Josh HIATT				Honda - Wilson Racing						
IDEAL LAP TIME : 1:18.773		BEST LAP TIME : 1:18.971				DIFFERENCE : 0.198						
LAP	SECTOR 1	SECTOR 2	SECTOR 3	SECTOR 4	LAP TIME	MPH	DIFF	TIME OF DAY				
1 -	OUTLAP	88.3	33.159	14.463	111.2	15.418	98.3		09:01:35.979			
2 -	23.555	102.4	30.616	13.906	113.7	15.037	99.4	1:23.114	85.72	4.143	09:02:59.093	
3 -	23.066	105.1	29.087	13.889	111.2	16.801	92.0	1:22.843	86.00	3.872	09:04:21.936	
4 -	23.320	104.2	29.109	14.147	112.4	14.434	101.2	1:21.010	87.94	2.039	09:05:42.946	
5 -	22.865	106.5	28.929	13.715	112.9	14.216	100.3	1:19.725	89.36	0.754	09:07:02.671	
6 -	22.851	107.3	28.319	13.720	113.7	14.118	101.0	1:19.008	(2)	90.17	0.037	09:08:21.679
7 -	23.227	107.7	29.391	13.986	111.2	14.729	99.4	1:21.333	87.59	2.362	09:09:43.012	
8 -	23.300	102.6	29.220	13.927	110.3	IN PIT		1:27.468	P	81.45	8.497	09:11:10.480
9 -	OUTLAP	95.3	30.199	14.146	109.8	14.537	98.2	10:54.096		10.89	9:35.125	09:22:04.576
10 -	23.725	100.9	29.325	14.071	111.1	14.497	98.6	1:21.618	87.29	2.647	09:23:26.194	
11 -	23.176	106.0	28.769	13.803	112.5	14.298	99.1	1:20.046	89.00	1.075	09:24:46.240	
12 -	22.751	110.1	28.325	13.622	114.5	14.273	99.8	1:18.971	(1)	90.21		09:26:05.211
13 -	22.779	110.7	28.448	13.695	112.4	14.274	99.2	1:19.196	(3)	89.96	0.225	09:27:24.407
14 -	23.269	102.6	29.160	14.348	112.4	14.335	100.1	1:21.112	87.83	2.141	09:28:45.519	
15 -	22.944	101.3	28.990	13.847	112.9	14.081	100.4	1:19.862	89.21	0.891	09:30:05.381	

Weather / Track : Bright / Dry

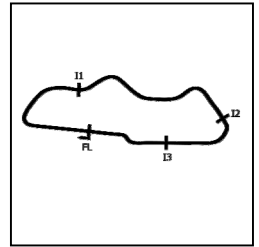
Donington Park National
Circuit Length = 1.9790 miles
Start: 09:00 Flag 09:30 End: 09:32

MCRCB BULLETIN TK090

2020 Bennetts British Superbike Championship - Quattro Group Round 1

2020 Honda British Talent Cup

QUALIFYING - SECTOR ANALYSIS



SECTOR 1 = FL to I1, SECTOR 2 = I1 to I2, SECTOR 3 = I2 to I3, SECTOR 4 = I3 to FL, DIFF = Difference To Personal Best Lap, P = Crossed Finish Line in Pit Lane, D = Time Disallowed

P21 4		Sullivan MOUNSEY				Honda - Lloyd & Jones PR Racing						
IDEAL LAP TIME : 1:18.889		BEST LAP TIME : 1:19.158				DIFFERENCE : 0.269						
LAP	SECTOR 1	SECTOR 2	SECTOR 3	SECTOR 4	LAP TIME	MPH	DIFF	TIME OF DAY				
1 -	OUTLAP	82.4	34.170	15.074	116.3	15.169	103.4		09:02:17.197			
2 -	23.629	96.8	31.010	14.190	117.7	14.747	105.0	1:23.576	85.24	4.418	09:03:40.773	
3 -	23.149	101.2	30.172	14.110	118.1	14.569	105.1	1:22.000	86.88	2.842	09:05:02.773	
4 -	22.613	107.8	29.504	13.960	118.9	14.448	105.8	1:20.525	88.47	1.367	09:06:23.298	
5 -	22.806	107.8	29.530	13.943	117.9	14.448	105.5	1:20.727	88.25	1.569	09:07:44.025	
6 -	22.745	108.9	29.412	13.915	118.5	14.184	105.6	1:20.256	88.77	1.098	09:09:04.281	
7 -						IN PIT		1:36.256	P	74.01	17.098	09:10:40.537
8 -	OUTLAP	100.7	30.160	14.194	116.7	14.686	104.3	9:08.554	12.98	7:49.396	09:19:49.091	
9 -	22.876	104.2	29.803	13.880	116.9	14.618	103.7	1:21.177	87.76	2.019	09:21:10.268	
10 -	22.696	107.7	29.246	13.669	119.1	14.118	106.8	1:19.729	89.36	0.571	09:22:29.997	
11 -	22.446	106.0	29.281	13.905	116.9	14.278	105.5	1:19.910	89.15	0.752	09:23:49.907	
12 -	22.668	109.6	28.920	13.579	118.9	13.991	105.0	1:19.158 (1)	90.00		09:25:09.065	
13 -	22.537	108.7	29.053	13.822	118.7	14.492	103.5	1:19.904	89.16	0.746	09:26:28.969	
14 -	22.475	106.6	28.873	13.751	119.1	14.299	104.5	1:19.398	(2)	89.73	0.240	09:27:48.367
15 -	22.616	109.1	28.876	13.596	119.8	14.564	103.7	1:19.652	(3)	89.44	0.494	09:29:08.019
16 -	23.039	102.9	29.443	13.867	118.7	IN PIT		1:27.518	P	81.40	8.360	09:30:35.537

P22 2		Rhys COATES				Honda - Ernie Coates Race Support						
IDEAL LAP TIME : 1:19.698		BEST LAP TIME : 1:19.755				DIFFERENCE : 0.057						
LAP	SECTOR 1	SECTOR 2	SECTOR 3	SECTOR 4	LAP TIME	MPH	DIFF	TIME OF DAY				
1 -	OUTLAP	87.6	32.911	14.612	113.9	15.954	99.4		09:01:35.871			
2 -	24.091	95.8	31.343	14.319	115.9	15.271	101.8	1:25.024	83.79	5.269	09:03:00.895	
3 -	23.826	89.2	31.332	14.353	116.1	15.424	101.0	1:24.935	83.88	5.180	09:04:25.830	
4 -	23.248	100.9	30.260	14.250	114.7	15.159	99.7	1:22.917	85.92	3.162	09:05:48.747	
5 -	22.961	101.9	29.653	13.977	116.7	15.170	101.6	1:21.761	87.13	2.006	09:07:10.508	
6 -	23.830	102.2	29.982	14.052	115.7	14.672	101.5	1:22.536	86.32	2.781	09:08:33.044	
7 -	23.433	103.8	29.991	13.945	114.3	14.973	101.8	1:22.342	86.52	2.587	09:09:55.386	
8 -	23.662	95.7	29.343	13.884	115.3	14.955	100.9	1:21.844	87.05	2.089	09:11:17.230	
9 -	24.066	101.2	29.576	14.003	114.3	15.384	99.2	1:23.029	85.80	3.274	09:12:40.259	
10 -	23.328	101.5	29.223	13.791	116.5	14.614	101.5	1:20.956	(2)	88.00	1.201	09:14:01.215
11 -	23.122	100.6	29.669	14.034	114.9	14.862	99.4	1:21.687	87.21	1.932	09:15:22.902	
12 -	24.047	96.5	30.211	14.304	113.7	IN PIT		1:27.904	P	81.05	8.149	09:16:50.806
13 -	OUTLAP	84.5	32.794	14.709	112.4	16.166	97.9	7:49.800	15.16	6:30.045	09:24:40.606	
14 -	24.217	95.8	30.884	14.164	116.7	15.230	100.7	1:24.495	84.32	4.740	09:26:05.101	
15 -	23.268	104.6	29.604	14.077	113.3	14.735	100.7	1:21.684	87.22	1.929	09:27:26.785	
16 -	22.881	105.5	29.598	14.205	115.5	14.608	100.7	1:21.292	(3)	87.64	1.537	09:28:48.077
17 -	22.759	107.2	28.767	13.848	115.9	14.381	102.6	1:19.755 (1)	89.33		09:30:07.832	

P23 66		Annabel THOMAS				Honda - Four Anjels Racing						
IDEAL LAP TIME : 1:19.415		BEST LAP TIME : 1:19.829				DIFFERENCE : 0.414						
LAP	SECTOR 1	SECTOR 2	SECTOR 3	SECTOR 4	LAP TIME	MPH	DIFF	TIME OF DAY				
1 -	OUTLAP	87.9	32.320	14.492	112.9	15.313	97.6		09:08:20.452			
2 -	23.987	98.2	30.580	14.303	114.3	14.959	99.5	1:23.829	84.99	4.000	09:09:44.281	
3 -	23.778	99.8	29.869	14.213	111.6	15.090	98.8	1:22.950	85.89	3.121	09:11:07.231	
4 -	23.251	102.9	29.795	14.134	112.5	15.149	98.6	1:22.329	86.53	2.500	09:12:29.560	
5 -	23.396	99.2	29.694	14.116	113.3	14.943	97.9	1:22.149	86.72	2.320	09:13:51.709	
6 -	23.402	104.5	29.513	14.032	113.3	14.874	97.3	1:21.821	87.07	1.992	09:15:13.530	
7 -	23.547	102.6	29.678	13.992	113.1	14.595	98.8	1:21.812	87.08	1.983	09:16:35.342	
8 -	23.175	107.0	29.453	14.120	111.8	IN PIT		1:25.520	P	83.30	5.691	09:18:00.862
9 -	OUTLAP	100.6	29.516	14.072	112.7	14.674	99.1	5:22.650	22.08	4:02.821	09:23:23.512	
10 -	23.057	106.0	28.828	13.836	113.5	14.630	99.4	1:20.351	(3)	88.66	0.522	09:24:43.863
11 -	22.845	107.0	28.760	13.805	113.5	15.075	99.7	1:20.485	88.52	0.656	09:26:04.348	
12 -	23.064	109.4	28.523	13.913	112.0	14.491	99.2	1:19.991	(2)	89.06	0.162	09:27:24.339
13 -	23.619	103.4	28.883	14.069	113.5	14.509	99.1	1:21.080	87.87	1.251	09:28:45.419	
14 -	22.759	109.2	28.937	13.736	115.3	14.397	98.1	1:19.829 (1)	89.24		09:30:05.248	

Weather / Track : Bright / Dry

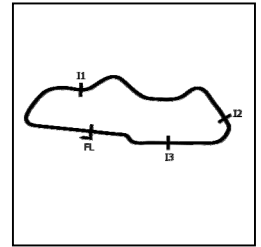
Donington Park National
Circuit Length = 1.9790 miles
Start: 09:00 Flag 09:30 End: 09:32

MCRCB BULLETIN TK090

2020 Bennetts British Superbike Championship - Quattro Group Round 1

2020 Honda British Talent Cup

QUALIFYING - SECTOR ANALYSIS



SECTOR 1 = FL to I1, SECTOR 2 = I1 to I2, SECTOR 3 = I2 to I3, SECTOR 4 = I3 to FL, DIFF = Difference To Personal Best Lap, P = Crossed Finish Line in Pit Lane, D = Time Disallowed

P24 65		Alexander ROWAN				Honda - Alexander Rowan Racing					
IDEAL LAP TIME : 1:19.990		BEST LAP TIME : 1:20.571				DIFFERENCE : 0.581					
LAP	SECTOR 1	SECTOR 2	SECTOR 3	SECTOR 4	LAP TIME	MPH	DIFF	TIME OF DAY			
1 -	OUTLAP	63.2	38.147	15.873	115.5	16.532	100.6		09:02:47.236		
2 -	26.543	82.0	33.413	15.280	110.9	15.781	102.1	1:31.017	78.27	10.446	09:04:18.253
3 -	24.938	83.8	32.584	14.400	119.4	15.634	103.7	1:27.556	81.37	6.985	09:05:45.809
4 -	24.142	94.5	30.257	14.341	118.7	15.038	103.5	1:23.778	85.04	3.207	09:07:09.587
5 -	23.624	94.7	30.253	14.016	118.7	14.843	103.2	1:22.736	86.11	2.165	09:08:32.323
6 -	23.320	96.8	30.163	14.132	118.3	14.860	104.2	1:22.475	86.38	1.904	09:09:54.798
7 -	23.284	97.3	29.522	13.926	118.9	17.949	97.8	1:24.681	84.13	4.110	09:11:19.479
8 -	23.805	94.1	29.327	14.018	119.6	14.740	104.8	1:21.890	87.00	1.319	09:12:41.369
9 -	23.234	93.7	29.029	13.615	120.9	14.693	105.3	1:20.571 (1)	88.42		09:14:01.940
10 -	22.923	96.1	29.505	13.760	121.1	14.967	102.4	1:21.155	(2)	0.584	09:15:23.095
11 -	23.507	91.8	28.759	13.741	119.6	15.300	101.8	1:21.307	(3)	0.736	09:16:44.402
12 -	23.433	87.2	29.274	13.718	118.9	15.308	101.3	1:21.733	87.16	1.162	09:18:06.135
13 -	23.823	85.4	29.876	14.085	109.1	IN PIT		1:29.316	P	8.745	09:19:35.451
14 -	OUTLAP	84.3	30.785	14.446	117.9	15.375	101.0	6:28.616	18.33	5:08.045	09:26:04.067
15 -	25.112	84.6	30.744	14.759	114.3	15.795	96.6	1:26.410	82.45	5.839	09:27:30.477
16 -	24.498	86.0	30.826	14.128	117.1	15.277	100.0	1:24.729	84.08	4.158	09:28:55.206
17 -	24.150	88.6	29.850	14.287	115.5	14.945	103.2	1:23.232	85.59	2.661	09:30:18.438

P25 90		Harry COOK				Honda - JDF Racing					
IDEAL LAP TIME : 1:21.114		BEST LAP TIME : 1:21.599				DIFFERENCE : 0.485					
LAP	SECTOR 1	SECTOR 2	SECTOR 3	SECTOR 4	LAP TIME	MPH	DIFF	TIME OF DAY			
1 -	OUTLAP	87.7	32.354	14.998	111.8	16.010	99.7		09:01:31.284		
2 -	24.435	93.3	32.808	14.927	113.9	16.289	100.3	1:28.459	80.54	6.860	09:02:59.743
3 -	24.290	97.3	30.962	14.295	115.9	15.458	101.6	1:25.005	83.81	3.406	09:04:24.748
4 -	23.236	105.0	29.642	14.178	115.1	15.180	102.1	1:22.236	86.63	0.637	09:05:46.984
5 -	23.467	96.4	30.274	14.365	113.9	15.398	100.9	1:23.504	85.32	1.905	09:07:10.488
6 -	23.561	103.4	30.254	14.312	117.1	15.369	99.8	1:23.496	85.32	1.897	09:08:33.984
7 -	23.674	100.1	29.820	14.027	114.7	15.033	101.8	1:22.554	86.30	0.955	09:09:56.538
8 -	23.928	102.2	30.179	13.981	115.9	15.197	101.5	1:23.285	85.54	1.686	09:11:19.823
9 -	23.593	95.3	30.040	14.328	112.0	15.372	95.0	1:23.333	85.49	1.734	09:12:43.156
10 -	24.207	101.9	29.667	14.210	111.4	15.083	100.1	1:23.167	85.66	1.568	09:14:06.323
11 -	23.800	98.9	29.730	14.098	113.5	14.918	100.1	1:22.546	86.31	0.947	09:15:28.869
12 -	23.706	94.7	30.077	14.224	113.1	14.960	99.4	1:22.967	85.87	1.368	09:16:51.836
13 -	23.403	100.1	29.344	14.000	113.1	14.852	100.6	1:21.599 (1)	87.31		09:18:13.435
14 -	23.458	98.2	29.620	14.605	112.7	26.478	98.6	1:34.161	75.66	12.562	09:19:47.596
15 -	23.997	103.2	29.794	14.127	113.5	14.939	99.1	1:22.857	85.98	1.258	09:21:10.453
16 -	23.629	97.1	29.236	13.855	114.5	15.063	99.8	1:21.783	(3)	0.184	09:22:32.236
17 -	23.806	100.7	29.708	13.866	115.1	14.848	101.6	1:22.228	86.64	0.629	09:23:54.464
18 -	23.532	99.8	29.874	14.061	113.1	15.109	100.1	1:22.576	86.27	0.977	09:25:17.040
19 -	23.527	103.0	29.586	14.328	112.2	14.929	101.0	1:22.370	86.49	0.771	09:26:39.410
20 -	23.587	100.9	29.486	14.018	111.1	14.950	100.7	1:22.041	86.84	0.442	09:28:01.451
21 -	23.427	102.1	29.354	14.142	114.5	14.787	101.0	1:21.710	(2)	0.111	09:29:23.161
22 -	23.531	98.2	29.978	14.176	112.7	15.168	99.8	1:22.853	85.99	1.254	09:30:46.014

P26 50		Aditya BEHAL				Honda - Urban Nomads Racing					
IDEAL LAP TIME : 1:24.138		BEST LAP TIME :				DIFFERENCE :					
LAP	SECTOR 1	SECTOR 2	SECTOR 3	SECTOR 4	LAP TIME	MPH	DIFF	TIME OF DAY			
1 -	OUTLAP	83.9	32.429	15.912	92.0	IN PIT		P			09:01:47.937
2 -	OUTLAP	93.8	30.604	14.523	112.7	15.756	99.2	3:36.435	32.91		09:05:24.372
3 -	23.819	101.8	30.181	14.458	112.4	14.458	112.4	1:27.399	P	81.51	09:06:51.771
4 -	OUTLAP	96.2	30.811	14.648	112.7	15.680	100.0	3:28.435	34.18		09:10:20.206
5 -	26.945	60.0	41.487	19.043	71.9	IN PIT		1:49.557	P	65.03	09:12:09.763

Weather / Track : Bright / Dry

Donington Park National
Circuit Length = 1.9790 miles
Start: 09:00 Flag 09:30 End: 09:32

MCRCB BULLETIN TK091

2020 Bennetts British Superbike Championship - Quattro Group Round 1

2020 Honda British Talent Cup

QUALIFYING - BEST SECTORS

SECTOR 1				SECTOR 2		SECTOR 3		SECTOR 4		IDEAL / BEST COMPARISON								
POS	NO	NAME	TIME	NO	NAME	TIME	NO	NAME	TIME	POS	NO	NAME	IDEAL	BEST	DIFF			
													PERFECT LAP	1:15.307				
1	72	O'GORMA	21.590	16	CLARIDG	27.155	17	BOURNE	13.114	72	O'GORMA	13.448	1	71	FARRER	1:15.564	1:15.816	0.252
2	71	FARRER	21.732	17	BOURNE	27.156	71	FARRER	13.134	71	FARRER	13.521	2	72	O'GORMAN	1:15.575	1:15.759	0.184
3	52	BELFORD	21.745	71	FARRER	27.177	7	LYONS	13.140	17	BOURNE	13.545	3	17	BOURNE	1:15.653	1:15.865	0.212
4	8	O'SHEA	21.794	7	LYONS	27.255	72	O'GORMA	13.154	16	CLARIDG	13.556	4	16	CLARIDGE	1:15.880	1:15.980	0.100
5	17	BOURNE	21.838	72	O'GORMA	27.383	74	COOK	13.176	7	LYONS	13.589	5	7	LYONS	1:15.964	1:16.114	0.150
6	99	STUART-	21.894	52	BELFORD	27.428	16	CLARIDG	13.232	52	BELFORD	13.610	6	52	BELFORD	1:16.055	1:16.373	0.318
7	16	CLARIDG	21.937	37	TINKER	27.590	8	O'SHEA	13.255	99	STUART-	13.636	7	99	STUART-CAMPBELL	1:16.432	1:16.485	0.053
8	7	LYONS	21.980	15	CROSBY	27.609	99	STUART-	13.267	74	COOK	13.711	8	8	O'SHEA	1:16.581	1:16.599	0.018
9	37	TINKER	22.039	99	STUART-	27.635	52	BELFORD	13.272	37	TINKER	13.795	9	74	COOK	1:16.648	1:16.750	0.102
10	74	COOK	22.098	74	COOK	27.663	15	CROSBY	13.289	15	CROSBY	13.814	10	37	TINKER	1:16.726	1:16.941	0.215
11	15	CROSBY	22.180	8	O'SHEA	27.712	37	TINKER	13.302	8	O'SHEA	13.820	11	15	CROSBY	1:16.892	1:17.350	0.458
12	43	HITCHCO	22.194	43	HITCHCO	28.009	46	DUFTON	13.391	46	DUFTON	13.911	12	43	HITCHCOCK	1:17.783	1:18.094	0.311
13	4	MOUNSEY	22.446	46	DUFTON	28.019	11	DOBSON	13.429	4	MOUNSEY	13.991	13	46	DUFTON	1:17.820	1:18.418	0.598
14	48	WALKER	22.464	27	BEACH	28.035	27	BEACH	13.540	43	HITCHCO	14.015	14	69	SCOTT	1:18.184	1:18.315	0.131
15	69	SCOTT	22.466	69	SCOTT	28.092	44	HILL	13.545	44	HILL	14.023	15	27	BEACH	1:18.269	1:18.374	0.105
16	46	DUFTON	22.499	11	DOBSON	28.214	43	HITCHCO	13.565	69	SCOTT	14.033	16	44	HILL	1:18.469	1:18.669	0.200
17	44	HILL	22.549	57	HIATT	28.319	4	MOUNSEY	13.579	48	WALKER	14.055	17	48	WALKER	1:18.523	1:18.749	0.226
18	27	BEACH	22.564	14	PENDRIL	28.349	48	WALKER	13.591	57	HIATT	14.081	18	11	DOBSON	1:18.526	1:18.676	0.150
19	14	PENDRIL	22.602	44	HILL	28.352	69	SCOTT	13.593	27	BEACH	14.130	19	14	PENDRILL	1:18.722	1:18.836	0.114
20	11	DOBSON	22.639	48	WALKER	28.413	65	ROWAN	13.615	14	PENDRIL	14.132	20	57	HIATT	1:18.773	1:18.971	0.198
21	57	HIATT	22.751	66	THOMAS	28.523	57	HIATT	13.622	11	DOBSON	14.244	21	4	MOUNSEY	1:18.889	1:19.158	0.269
22	2	COATES	22.759	65	ROWAN	28.759	14	PENDRIL	13.639	2	COATES	14.381	22	66	THOMAS	1:19.415	1:19.829	0.414
23	66	THOMAS	22.759	2	COATES	28.767	66	THOMAS	13.736	66	THOMAS	14.397	23	2	COATES	1:19.698	1:19.755	0.057
24	65	ROWAN	22.923	4	MOUNSEY	28.873	2	COATES	13.791	65	ROWAN	14.693	24	65	ROWAN	1:19.990	1:20.571	0.581
25	90	COOK	23.236	90	COOK	29.236	90	COOK	13.855	90	COOK	14.787	25	90	COOK	1:21.114	1:21.599	0.485
26	50	BEHAL	23.819	50	BEHAL	30.181	50	BEHAL	14.458	50	BEHAL	15.680	26	50	BEHAL	1:24.138		

Weather / Track : Bright / Dry

Results can be found at www.tsl-timing.com

Donington Park National
 Circuit Length = 1.9790 miles
 Start: 09:00 Flag 09:30 End: 09:32

Printed - 09:37 Saturday, 08 August 2020

MCRCB BULLETIN TK092**2020 Bennetts British Superbike Championship - Quattro Group Round 1****2020 Honda British Talent Cup****QUALIFYING - BEST SPEEDS**

POS	INTERMEDIATE 1			INTERMEDIATE 2			INTERMEDIATE 3			FINISH LINE		
	NO	NAME	MPH	NO	NAME	MPH	NO	NAME	MPH	NO	NAME	MPH
1	71	FARRER	118.5				72	O'GORMAN	124.7	72	O'GORMAN	109.2
2	17	BOURNE	117.9				8	O'SHEA	123.1	99	STUART-CAMPBELL	107.3
3	72	O'GORMAN	117.5				52	BELFORD	122.0	4	MOUNSEY	106.8
4	52	BELFORD	117.5				99	STUART-CAMPBELL	121.5	8	O'SHEA	106.6
5	15	CROSBY	116.9				74	COOK	121.3	52	BELFORD	106.5
6	8	O'SHEA	116.3				65	ROWAN	121.1	17	BOURNE	106.0
7	16	CLARIDGE	115.9				37	TINKER	120.6	37	TINKER	105.5
8	7	LYONS	115.9				71	FARRER	120.2	16	CLARIDGE	105.3
9	44	HILL	115.1				15	CROSBY	120.2	15	CROSBY	105.3
10	37	TINKER	114.9				43	HITCHCOCK	120.2	65	ROWAN	105.3
11	69	SCOTT	114.9				17	BOURNE	120.0	48	WALKER	105.0
12	11	DOBSON	114.3				4	MOUNSEY	119.8	74	COOK	104.8
13	74	COOK	113.5				7	LYONS	119.1	71	FARRER	104.6
14	27	BEACH	113.5				48	WALKER	118.9	43	HITCHCOCK	104.5
15	43	HITCHCOCK	112.9				44	HILL	118.5	44	HILL	104.3
16	46	DUFTON	111.8				69	SCOTT	117.7	11	DOBSON	104.2
17	99	STUART-CAMPBELL	111.6				11	DOBSON	117.7	7	LYONS	104.0
18	48	WALKER	111.2				46	DUFTON	117.5	69	SCOTT	103.7
19	14	PENDRILL	111.1				16	CLARIDGE	117.3	46	DUFTON	103.0
20	57	HIATT	110.7				90	COOK	117.1	2	COATES	102.6
21	4	MOUNSEY	109.6				2	COATES	116.7	90	COOK	102.1
22	66	THOMAS	109.4				14	PENDRILL	116.1	27	BEACH	101.6
23	2	COATES	107.2				27	BEACH	115.7	57	HIATT	101.2
24	90	COOK	105.0				66	THOMAS	115.3	50	BEHAL	100.0
25	50	BEHAL	101.8				57	HIATT	114.5	14	PENDRILL	99.7
26	65	ROWAN	97.3				50	BEHAL	112.7	66	THOMAS	99.7

Weather / Track : Bright / Dry

Results can be found at www.tsl-timing.comDonington Park National
Circuit Length = 1.9790 miles
Start: 09:00 Flag 09:30 End: 09:32

Printed - 09:37 Saturday, 08 August 2020

MCRCB BULLETIN TK093

2020 Bennetts British Superbike Championship - Quattro Group Round 1

2020 Honda British Talent Cup

QUALIFYING - STATISTICS

Competitors Started 26
Planned Start 2020-08-08 @ 09:00:00.000
Actual Start 2020-08-08 @ 09:00:01.652
Finish Time 2020-08-08 @ 09:30:01.652
Track Length 1.9790mi.
Total Laps 481
Total Distance Covered 951.9313mi.

Session Fastest Lap History

NO	NAME	LAP TIME	TIME OF DAY	LAP	VEHICLE
71	Charlie FARRER	1:19.581	09:02:44.530	2	Honda
17	Franco BOURNE	1:18.795	09:02:50.403	2	Honda
71	Charlie FARRER	1:17.866	09:04:02.397	3	Honda
17	Franco BOURNE	1:17.475	09:04:07.878	3	Honda
17	Franco BOURNE	1:16.945	09:05:24.823	4	Honda
17	Franco BOURNE	1:16.875	09:06:41.700	5	Honda
71	Charlie FARRER	1:16.825	09:07:54.185	6	Honda
17	Franco BOURNE	1:16.350	09:07:58.050	6	Honda
72	Casey O'GORMAN	1:15.894	09:10:05.545	7	Honda
17	Franco BOURNE	1:15.865	09:19:51.342	14	Honda
72	Casey O'GORMAN	1:15.759	09:22:53.484	14	Honda

Flag History

TYPE	TIME OF DAY
GREEN	09:00:01.652
FINISH	09:30:01.652

Flag Statistics

TYPE	COUNT	TOTAL LAPS	TOTAL TIME
Green	1	23	32:25.732
Red	0	0	0.000
Safety Car	0	0	0.000
FCY	0	0	0.000

Weather / Track : Bright / Dry

Results can be found at www.tsl-timing.com

Donington Park National
Circuit Length = 1.9790 miles
Start: 09:00 Flag 09:30 End: 09:32

Printed - 09:38 Saturday, 08 August 2020

MCRCB BULLETIN TK094

2020 Bennetts British Superbike Championship - Quattro Group Round 1

2020 Honda British Talent Cup

QUALIFYING - SESSION NOTES

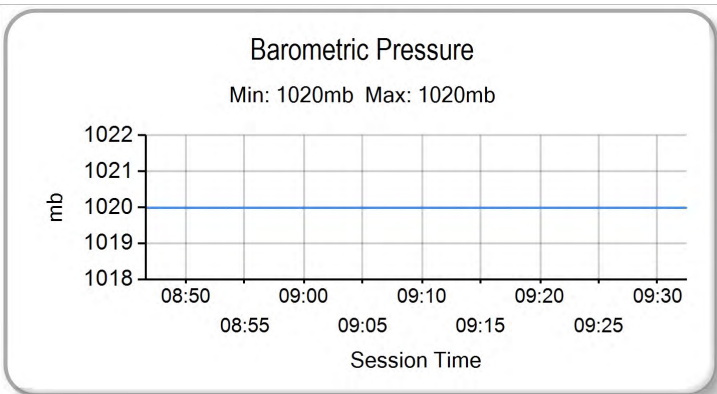
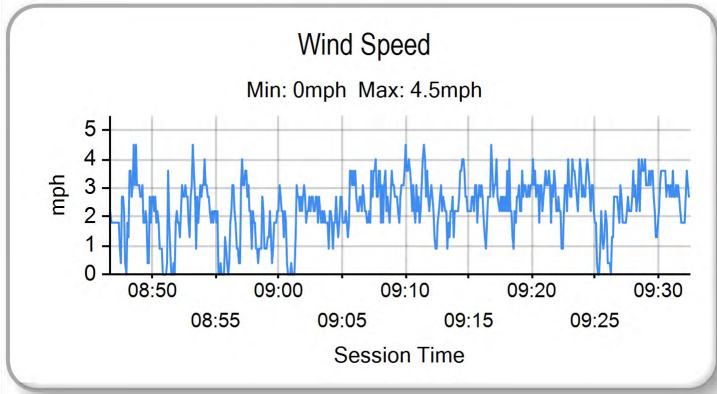
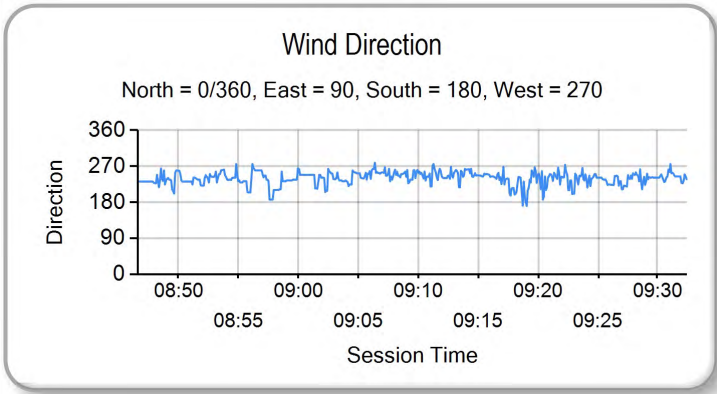
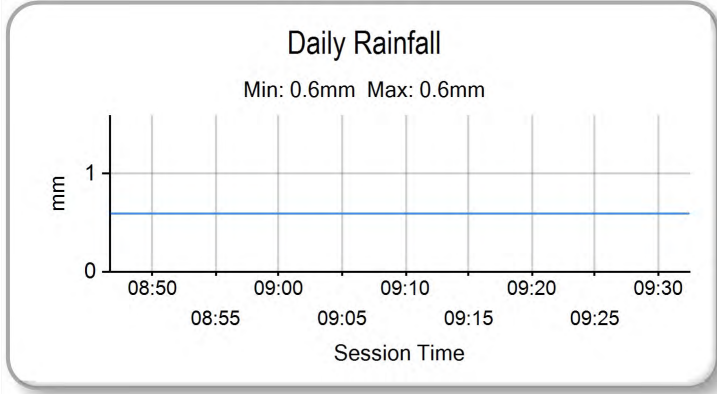
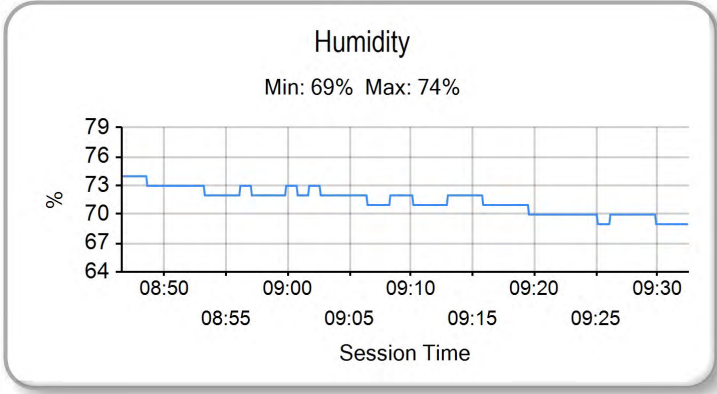
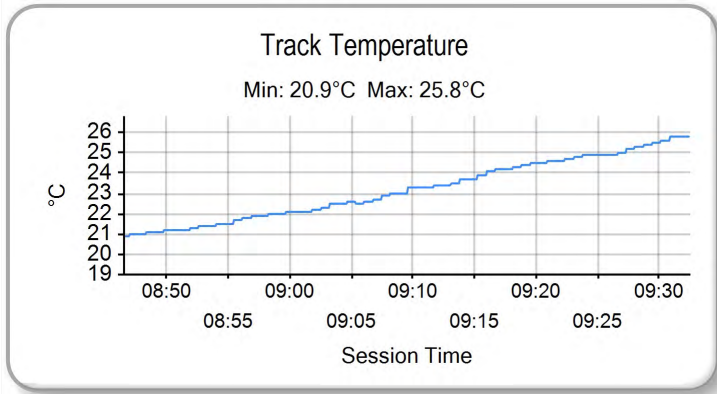
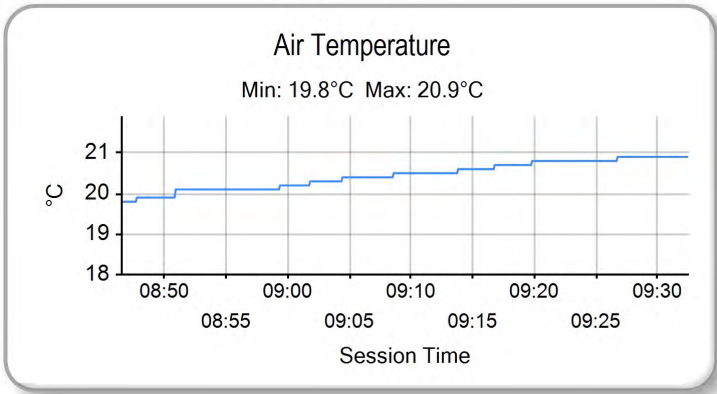
TIME	MESSAGE
09:08:08	TEST
09:08:25	BLACK/ORANGE FLAG NO. 8
09:08:28	
09:09:58	NO. 15 EXCEEDED TRACK LIMITS AT TURN 7 - LAP TIME CANCELLED
09:27:09	AT END OF SESSION ALL SIGNAL BOARDS MUST BE REMOVED

MCRCB BULLETIN TK095

2020 Bennetts British Superbike Championship - Quattro Group Round 1

2020 Honda British Talent Cup

QUALIFYING - WEATHER CONDITIONS



Weather / Track : Bright / Dry

Results can be found at www.tsl-timing.com

Donington Park National
Circuit Length = 1.9790 miles
Start: 09:00 Flag 09:30 End: 09:32

Printed - 09:38 Saturday, 08 August 2020

RACE 1 - GRID (24 Laps)

ROW 9		26	50	Aditya BEHAL	1:21.599	25	90	Harry COOK					
ROW 8	24	65	Alexander ROWAN	1:20.571	23	66	Annabel THOMAS	1:19.829	22	2	Rhys COATES	1:19.755	
ROW 7		21	4	Sullivan MOUNSEY	1:19.158	20	57	Josh HIATT	1:18.971	19	14	Evann PENDRILL	1:18.836
ROW 6	18	48	Ollie WALKER	1:18.749	17	11	Rossi DOBSON	1:18.676	16	44	Lucas HILL	1:18.669	
ROW 5		15	46	Elliott DUFTON	1:18.418	14	8	Eddie O'SHEA	1:16.599	13	27	Calum BEACH	1:18.374
ROW 4	12	69	Gary SCOTT	1:18.315	11	43	Ryan HITCHCOCK	1:18.094	10	15	Harrison CROSBY	1:17.350	
ROW 3		9	37	Corey TINKER	1:16.941	8	74	James COOK	1:16.750	7	99	Bailey STUART-CAMPBELL	1:16.485
ROW 2	6	52	Evan BELFORD	1:16.373	5	7	Jamie LYONS	1:16.114	4	16	Harvey CLARIDGE	1:15.980	
ROW 1		3	17	Franco BOURNE	1:15.865	2	71	Charlie FARRER	1:15.816	1	72	Casey O'GORMAN	1:15.759
												Pole	

#8 - 6 Place grid position penalty for ignoring Black/Orange flag.

Donington Park National
Circuit Length = 1.9790 miles

These results are provisional until the conclusion of any judicial and technical matters.

Race Director :	Stewards :	Timekeeper :
-----------------	------------	--------------

Results can be found at www.britishsuperbike.com

Printed - 10:20 Saturday, 08 August 2020

RACE 1 - CLASSIFICATION

POS	NO	NAME	NAT	ENTRY	LAPS	TIME	GAP	DIFF	MPH	BEST	ON
1	72	Casey O'GORMAN	GBR	Honda - Microlise Cresswell Racing	24	30:30.398			93.34	1:15.508	15
2	17	Franco BOURNE	GBR	Honda - Franco Bourne Racing / SP125 Racing	24	30:30.848	0.450	0.450	93.32	1:15.600	5
3	71	Charlie FARRER	GBR	Honda - Victoria House Racing Academy / Mortimer	24	30:31.133	0.735	0.285	93.30	1:15.691	5
4	7	Jamie LYONS	GBR	Honda - Jamie Lyons Racing	24	30:36.072	5.674	4.939	93.05	1:15.648	12
5	8	Eddie O'SHEA	GBR	Honda - WAM	24	30:38.869	8.471	2.797	92.91	1:15.774	15
6	37	Corey TINKER	GBR	Honda - Stauff Fluid Power Academy	24	30:41.656	11.258	2.787	92.77	1:15.792	4
7	99	Bailey STUART-CAMPBELL	GBR	Honda - 151s S-C Racing	24	30:41.672	11.274	0.016	92.77	1:15.786	5
8	16	Harvey CLARIDGE	GBR	Honda - City Lifting / SP125 Racing	24	30:42.184	11.786	0.512	92.74	1:15.643	5
9	74	James COOK	GBR	Honda - Wilson Racing	24	31:08.931	38.533	26.747	91.41	1:17.249	19
10	46	Elliott DUFTON	GBR	Honda - D&D Racing	24	31:12.134	41.736	3.203	91.26	1:16.963	5
11	15	Harrison CROSBY	GBR	Honda - Banks Racing	24	31:25.749	55.351	13.615	90.60	1:17.418	7
12	43	Ryan HITCHCOCK	GBR	Honda - Wilson Racing	24	31:25.974	55.576	0.225	90.59	1:17.746	13
13	48	Ollie WALKER	GBR	Honda - Moto Rapido / SP125 Racing	24	31:43.734	1:13.336	17.760	89.74	1:18.440	18
14	4	Sullivan MOUNSEY	GBR	Honda - Lloyd & Jones PR Racing	23	30:32.279	1 Lap	1 Lap	89.35	1:18.308	15
15	14	Evann PENDRILL	GBR	Honda - VHC Racing	23	30:34.647	1 Lap	2.368	89.24	1:18.712	18
16	11	Rossi DOBSON	GBR	Honda - Rossi Dobson	23	30:37.944	1 Lap	3.297	89.08	1:18.875	23
17	44	Lucas HILL	GBR	Honda - Ashcourt Racing	23	30:39.707	1 Lap	1.763	88.99	1:18.384	15
18	69	Gary SCOTT	GBR	Honda - Scott Racing	23	30:59.939	1 Lap	20.232	88.02	1:18.894	19
19	57	Josh HIATT	GBR	Honda - Wilson Racing	23	31:13.284	1 Lap	13.345	87.40	1:19.544	8
20	66	Annabel THOMAS	GBR	Honda - Four Anjels Racing	23	31:16.550	1 Lap	3.266	87.25	1:18.853	13
21	65	Alexander ROWAN	GBR	Honda - Alexander Rowan Racing	23	31:26.736	1 Lap	10.186	86.77	1:20.231	18
22	90	Harry COOK	GBR	Honda - JDF Racing	23	31:28.334	1 Lap	1.598	86.70	1:20.301	18

NOT CLASSIFIED

DNF	2	Rhys COATES	GBR	Honda - Ernie Coates Race Support	18	24:18.075	6 Laps	5 Laps	87.86	1:19.905	18
DNF	27	Calum BEACH	GBR	Honda - Calum Beach Racing / SP125 Racing	17	23:40.830	7 Laps	1 Lap	85.14	1:19.779	5
DNF	52	Evan BELFORD	GBR	Honda - City Lifting by RS Racing	11	14:06.529	13 Laps	6 Laps	92.41	1:16.153	4
DNF	50	Aditya BEHAL	GBR	Honda - Urban Nomads Racing	0						

FASTEST LAP

72	Casey O'GORMAN	GBR	Honda - Microlise Cresswell Racing	15	1:15.508	94.35 mph	151.85 kph
----	----------------	-----	------------------------------------	----	----------	-----------	------------

Weather / Track : Bright / Dry

These results are provisional until the conclusion of any judicial and technical matters.

Donington Park National

Circuit Length = 1.9790 miles

Start: 14:14 Flag 14:45 End: 14:47

Race Director :	Stewards :	Timekeeper :
-----------------	------------	--------------

Results can be found at www.britishsuperbike.com

Printed - 14:49 Saturday, 08 August 2020

MCRCB BULLETIN TK147

2020 Bennetts British Superbike Championship - Quattro Group Round 1

2020 Honda British Talent Cup

RACE 1 - LAP CHART

LAP 1 @ 14:16:15.449

NO	BEHIND	LAP TIME
72		1:19.737
17	0.335	1:20.072
71	0.426	1:20.163
16	0.659	1:20.396
7	0.914	1:20.651
52	1.022	1:20.759
37	1.361	1:21.098
99	1.837	1:21.574
8	1.987	1:21.724
74	2.480	1:22.217
15	2.876	1:22.613
43	4.206	1:23.943
46	4.843	1:24.580
69	5.217	1:24.954
27	5.471	1:25.208
57	5.537	1:25.274
48	6.282	1:26.019
11	6.304	1:26.041
44	6.906	1:26.643
66	8.080	1:27.817
14	8.484	1:28.221
4	8.612	1:28.349
2	8.937	1:28.674
90	9.441	1:29.178
65	10.595	1:30.332

LAP 2 @ 14:17:31.639

NO	BEHIND	LAP TIME
72		1:16.190
71	0.348	1:16.112
17	0.506	1:16.361
16	0.687	1:16.218
7	0.968	1:16.244
52	1.069	1:16.237
37	1.318	1:16.147
99	1.959	1:16.312
8	2.218	1:16.421
74	3.715	1:17.425
15	4.833	1:18.147
43	6.485	1:18.469
46	6.570	1:17.917
69	9.109	1:20.082
57	9.229	1:19.882
27	9.333	1:20.052
11	9.529	1:19.415
48	9.762	1:19.670
44	10.738	1:20.022
4	11.923	1:19.501
66	12.241	1:20.351
14	12.471	1:20.177
2	13.794	1:21.047
90	14.866	1:21.615
65	17.741	1:23.336

LAP 3 @ 14:18:47.465

NO	BEHIND	LAP TIME
72		1:15.826
71	0.371	1:15.849
17	0.456	1:15.776
16	0.695	1:15.834
7	1.077	1:15.935

37	1.672	1:16.180
52	1.743	1:16.500
99	2.268	1:16.135
8	3.118	1:16.726
74	5.283	1:17.394
15	7.208	1:18.201
43	8.876	1:18.217
46	8.991	1:18.247
57	13.654	1:20.251
27	13.675	1:20.168
69	13.708	1:20.425
48	13.769	1:19.833
11	13.891	1:20.188
44	14.820	1:19.908
4	15.387	1:19.290
14	15.908	1:19.263
66	16.157	1:19.742
2	18.932	1:20.964
90	21.207	1:22.167
65	23.276	1:21.361

LAP 4 @ 14:20:03.378

NO	BEHIND	LAP TIME
72		1:15.913
71	0.348	1:15.890
17	0.573	1:16.030
16	0.770	1:15.988
7	1.446	1:16.282
37	1.551	1:15.792
52	1.983	1:16.153
99	2.370	1:16.015
8	3.764	1:16.559
74	7.750	1:18.380
15	9.620	1:18.325
46	10.867	1:17.789
43	11.440	1:18.477
48	16.948	1:19.092
57	17.936	1:20.195
69	18.118	1:20.323
11	18.226	1:20.248
27	18.515	1:20.753
44	18.817	1:19.910
14	19.332	1:19.337
4	19.529	1:20.055
66	19.819	1:19.575
2	23.787	1:20.768
90	28.193	1:22.899
65	28.797	1:21.434

LAP 5 @ 14:21:19.231

NO	BEHIND	LAP TIME
72		1:15.853
71	0.186	1:15.691
17	0.320	1:15.600
16	0.560	1:15.643
7	1.434	1:15.841
37	1.967	1:16.269
99	2.303	1:15.786
52	2.576	1:16.446
8	4.520	1:16.609
74	10.025	1:18.128
15	11.710	1:17.943
46	11.977	1:16.963
43	13.792	1:18.205

48	20.181	1:19.086
57	21.659	1:19.576
69	22.283	1:20.018
27	22.441	1:19.779
11	22.965	1:20.592
14	23.403	1:19.924
4	23.987	1:20.311
44	24.033	1:21.069
66	24.494	1:20.528
2	28.421	1:20.487
90	35.587	1:23.247
65	35.885	1:22.941

LAP 6 @ 14:22:35.422

NO	BEHIND	LAP TIME
71		1:16.005
72	0.098	1:16.289
17	0.261	1:16.132
16	0.422	1:16.053
7	1.273	1:16.030
99	2.014	1:15.902
37	2.814	1:17.038
52	2.923	1:16.538
8	5.038	1:16.709
74	11.929	1:18.095
46	14.011	1:18.225
15	14.138	1:18.619
43	15.855	1:18.254
48	23.037	1:19.047
57	25.276	1:19.808
69	25.706	1:19.614
11	26.791	1:20.017
27	26.957	1:20.707
14	27.453	1:20.241
4	27.554	1:19.758
44	28.590	1:20.748
66	28.629	1:20.326
2	33.172	1:20.942
65	40.595	1:20.901
90	41.149	1:21.753

LAP 7 @ 14:23:52.066

NO	BEHIND	LAP TIME
72		1:16.546
17	0.124	1:16.507
16	0.276	1:16.498
71	0.382	1:17.026
7	0.424	1:15.795
99	1.449	1:16.079
37	3.031	1:16.861
52	3.229	1:16.950
8	4.714	1:16.320
74	13.242	1:17.957
15	14.912	1:17.418
46	14.999	1:17.632
43	17.101	1:17.890
48	25.448	1:19.055
69	29.199	1:20.137
57	29.341	1:20.709
11	29.897	1:19.750
27	30.185	1:19.872
4	30.217	1:19.307
14	30.552	1:19.743
66	31.451	1:19.466

44	32.081	1:20.135
2	37.473	1:20.945
65	44.882	1:20.931
90	45.331	1:20.826

LAP 8 @ 14:25:07.841

NO	BEHIND	LAP TIME
72		1:15.775
17	0.260	1:15.911
16	0.556	1:16.055
71	0.881	1:16.274
7	1.116	1:16.467
99	2.148	1:16.474
37	4.111	1:16.855
52	4.324	1:16.870
8	5.255	1:16.316
74	15.986	1:18.519
15	17.505	1:18.368
46	17.626	1:18.402
43	19.341	1:18.015
48	28.645	1:18.972
69	32.904	1:19.480
57	33.110	1:19.544
4	33.261	1:18.819
14	34.152	1:19.375
27	34.227	1:19.817
11	34.360	1:20.238
66	34.859	1:19.183
44	36.818	1:20.512
2	42.465	1:20.767
65	50.782	1:21.675
90	51.200	1:21.644

LAP 9 @ 14:26:23.896

NO	BEHIND	LAP TIME
72		1:16.055
17	0.257	1:16.052
16	0.404	1:15.903
7	0.832	1:15.771
71	0.944	1:16.118
99	2.647	1:16.554
37	4.973	1:16.917
8	5.224	1:16.024
52	5.342	1:17.073
74	17.785	1:17.854
15	19.080	1:17.630
46	19.153	1:17.582
43	21.049	1:17.763
48	31.730	1:19.140
69	36.992	1:20.143
14	37.529	1:19.432
57	37.617	1:20.562
27	38.137	1:19.965
66	38.805	1:20.001
11	38.866	1:20.561
44	40.850	1:20.087
4	43.245	1:26.039
2	47.400	1:20.990
65	57.517	1:22.790
90	57.705	1:22.560

LAP 10 @ 14:27:40.310

NO	BEHIND	LAP TIME
17		1:16.157
72	0.088	1:16.502
16	0.373	1:16.383
7	0.538	1:16.120
71	0.781	1:16.251
99	2.830	1:16.597
8	5.354	1:16.544
37	5.536	1:16.977
52	5.548	1:16.620
74	18.738	1:17.367
46	20.336	1:17.597
15	20.959	1:18.293
43	22.546	1:17.911
48	34.526	1:19.210
69	40.104	1:19.526
14	40.941	1:19.826
57	41.454	1:20.251
27	41.505	1:19.782
66	41.757	1:19.366
11	41.809	1:19.357
44	43.688	1:19.252
4	45.464	1:18.633
2	51.231	1:20.245
90	1:03.982	1:22.691
65	1:04.553	1:23.450

LAP 11 @ 14:28:56.197

NO	BEHIND	LAP TIME
72		1:15.799
17	0.252	1:16.139
16	0.486	1:16.000
71	0.818	1:15.924
7	1.007	1:16.356
99	3.494	1:16.551
8	5.617	1:16.150
37	5.794	1:16.145
52	6.044	1:16.383
74	20.311	1:17.460
46	21.601	1:17.152
15	22.826	1:17.754
43	24.478	1:17.819
48	37.485	1:18.846
69	43.427	1:19.210
14	43.898	1:18.844
11	46.422	1:20.500
27	46.817	1:21.199
57	46.956	1:21.389
44	47.786	1:19.985
66	47.898	1:22.028
4	47.912	1:18.335
2	55.439	1:20.095
90	1:10.282	1:22.187
65	1:10.984	1:22.318

LAP 12 @ 14:30:12.009

NO	BEHIND	LAP TIME
72		1:15.812
17	0.358	1:15.918
71	0.741	1:15.735
16	0.805	1:16.131
7	0.843	1:15.648

Weather / Track : Bright / Dry

Donington Park National
 Circuit Length = 1.9790 miles
 Start: 14:14 Flag 14:45 End: 14:47

MCRCB BULLETIN TK147

2020 Bennetts British Superbike Championship - Quattro Group Round 1

2020 Honda British Talent Cup

RACE 1 - LAP CHART

99	4.379	1:16.697	11	56.122	1:19.565
8	6.242	1:16.437	44	57.438	1:19.634
37	6.307	1:16.325	27	1:00.662	1:21.757
74	21.935	1:17.436	57	1:01.919	1:24.207
46	23.261	1:17.472	2	1:07.464	1:20.160
15	25.598	1:18.584	69	1:10.626	1:20.442

LAP 15 @ 14:34:00.970		
NO	BEHIND	LAP TIME

72		1:15.508
17	0.301	1:16.210
71	0.429	1:16.081
7	0.714	1:15.687
16	3.555	1:16.904
8	6.241	1:15.774
99	7.166	1:17.832
37	8.203	1:17.293
90	1 Lap	1:20.682
65	1 Lap	1:20.806
66	1 Lap	1:53.227

LAP 13 @ 14:31:28.782		
NO	BEHIND	LAP TIME

72		1:16.773
17	0.111	1:16.526
71	0.343	1:16.375
90	1 Lap	1:22.664
16	0.858	1:16.826
7	1.016	1:16.946
65	1 Lap	1:22.920
99	4.178	1:16.572
8	6.189	1:16.720
37	6.256	1:16.722
74	22.788	1:17.626
46	24.138	1:17.650
15	27.497	1:18.672
43	27.720	1:17.746
48	43.245	1:18.921
14	49.782	1:19.496
11	52.836	1:19.447
4	53.028	1:19.170
66	53.834	1:18.853
57	53.991	1:19.655
44	54.083	1:18.781
27	55.184	1:20.000
2	1:03.583	1:20.270
69	1:06.463	1:36.227

LAP 16 @ 14:35:16.806		
NO	BEHIND	LAP TIME

72		1:15.836
17	0.206	1:15.741
71	0.297	1:15.704
7	1.009	1:16.131
16	4.782	1:17.063
8	6.573	1:16.168
99	8.292	1:16.962
37	8.493	1:16.126
65	1 Lap	1:21.470
90	1 Lap	1:21.959
66	1 Lap	1:20.174
74	27.392	1:17.672
46	27.859	1:17.335
43	35.834	1:18.697
15	35.938	1:19.003
48	51.693	1:18.942
14	1:00.097	1:19.240
4	1:00.337	1:18.558
11	1:02.428	1:19.143
44	1:02.645	1:18.568
57	1:14.862	1:22.151
2	1:16.048	1:20.141

LAP 17 @ 14:36:32.861		
NO	BEHIND	LAP TIME

72		1:16.055
71	0.644	1:16.402

17	0.730	1:16.579
7	1.130	1:16.176
69	1 Lap	1:22.054
16	6.102	1:17.375
8	6.832	1:16.314
99	8.672	1:16.435
37	9.139	1:16.701
65	1 Lap	1:20.740
90	1 Lap	1:21.350
66	1 Lap	1:19.271
74	29.066	1:17.729
46	29.247	1:17.443
43	37.778	1:17.999
15	38.010	1:18.127
27	1 Lap	2:01.299
48	54.255	1:18.617
4	1:03.053	1:18.771
14	1:03.309	1:19.267
11	1:05.414	1:19.041
44	1:05.648	1:19.058

LAP 18 @ 14:37:48.878		
NO	BEHIND	LAP TIME

72		1:16.017
71	1.363	1:16.736
17	1.476	1:16.763
7	2.656	1:17.543
2	1 Lap	1:21.028
57	1 Lap	1:22.635
8	7.081	1:16.266
16	7.525	1:17.440
69	1 Lap	1:20.110
99	9.219	1:16.564
37	9.407	1:16.285
66	1 Lap	1:20.026
65	1 Lap	1:22.021
90	1 Lap	1:21.595
74	30.782	1:17.733
46	30.957	1:17.727
15	40.015	1:18.022
43	40.377	1:18.616
27	1 Lap	1:24.375 P
48	56.678	1:18.440
4	1:05.629	1:18.593
14	1:06.004	1:18.712
11	1:08.413	1:19.016
44	1:08.574	1:18.943

LAP 19 @ 14:39:04.758		
NO	BEHIND	LAP TIME

72		1:15.880
71	1.509	1:16.026
17	1.634	1:16.038
7	2.971	1:16.195
8	7.423	1:16.222
16	8.022	1:16.377
2	1 Lap	1:19.905
57	1 Lap	1:20.866
99	10.423	1:17.084
37	10.519	1:16.992
69	1 Lap	1:19.652
66	1 Lap	1:19.574
65	1 Lap	1:20.231
90	1 Lap	1:20.301

74	32.151	1:17.249
46	32.188	1:17.111
15	42.377	1:18.242
43	42.639	1:18.142
48	59.522	1:18.724
4	1:08.068	1:18.319
14	1:08.861	1:18.737
11	1:11.473	1:18.940
44	1:11.631	1:18.937

LAP 20 @ 14:40:20.823		
NO	BEHIND	LAP TIME

72		1:16.065
71	1.326	1:15.882
17	1.393	1:15.824
7	3.378	1:16.472
8	7.796	1:16.438
16	8.914	1:16.957
99	10.780	1:16.422
37	11.069	1:16.615
69	1 Lap	1:18.894
57	1 Lap	1:21.188
74	33.413	1:17.327
46	34.003	1:17.880
66	1 Lap	1:20.142
65	1 Lap	1:21.266
90	1 Lap	1:21.275
15	45.469	1:19.157
43	45.885	1:19.311
48	1:02.561	1:19.104
4	1:10.887	1:18.884
14	1:11.912	1:19.116
44	1:15.073	1:19.507
11	1:15.181	1:19.773

LAP 21 @ 14:41:36.918		
NO	BEHIND	LAP TIME

72		1:16.095
71	1.519	1:16.288
17	1.625	1:16.327
7	3.828	1:16.545
8	8.204	1:16.503
16	10.152	1:17.333
99	11.087	1:16.402
37	11.251	1:16.277
69	1 Lap	1:19.298
57	1 Lap	1:21.370
74	34.916	1:17.598
46	35.665	1:17.757
66	1 Lap	1:19.205
65	1 Lap	1:21.333
90	1 Lap	1:22.203
15	48.397	1:19.023
43	48.635	1:18.845
48	1:05.506	1:19.040
4	1:13.809	1:19.017
14	1:15.518	1:19.701

LAP 22 @ 14:42:53.354		
NO	BEHIND	LAP TIME

72		1:16.436
71	1.411	1:16.328
17	1.540	1:16.351

44	1 Lap	1:19.822
11	1 Lap	1:19.865
7	4.180	1:16.788
8	8.334	1:16.566
99	10.562	1:15.911
37	10.652	1:15.837
16	11.083	1:17.367
69	1 Lap	1:19.848
57	1 Lap	1:23.353
74	36.026	1:17.546
46	37.825	1:18.596
66	1 Lap	1:19.380
65	1 Lap	1:21.277
90	1 Lap	1:21.192
15	50.563	1:18.602
43	50.789	1:18.590
48	1:08.040	1:18.970
4	1:16.059	1:18.686

LAP 23 @ 14:44:09.675		
NO	BEHIND	LAP TIME

72		1:16.321
71	1.116	1:16.026
17	1.188	1:15.969
14	1 Lap	1:19.210
11	1 Lap	1:18.912
7	5.271	1:17.412
44	1 Lap	1:20.531
8	8.639	1:16.626
99	11.032	1:16.791
37	11.143	1:16.812
16	11.503	1:16.741
69	1 Lap	1:20.435
57	1 Lap	1:23.983
74	37.444	1:17.739
46	39.787	1:18.283
66	1 Lap	1:19.216
65	1 Lap	1:21.131
15	53.166	1:18.924
43	53.237	1:18.769
90	1 Lap	1:21.386
48	1:10.960	1:19.241

LAP 24 @ 14:45:26.110		
NO	BEHIND	LAP TIME

72		1:16.435
17	0.450	1:15.697
71	0.735	1:16.054
4	1 Lap	1:18.578
14	1 Lap	1:18.713
7	5.674	1:16.838
11	1 Lap	1:18.875
8	8.471	1:16.267
44	1 Lap	1:19.170
37	11.258	1:16.550
99	11.274	1:16.677
16	11.786	1:16.718
69	1 Lap	1:20.327
74	38.533	1:17.524
46	41.736	1:18.384
57	1 Lap	1:23.933
66	1 Lap	1:19.431
15	55.351	1:18.620
43	55.576	1:18.774

Weather / Track : Bright / Dry

Donington Park National
Circuit Length = 1.9790 miles
Start: 14:14 Flag 14:45 End: 14:47

MCRCB BULLETIN TK147

2020 Bennetts British Superbike Championship - Quattro Group Round 1

2020 Honda British Talent Cup

RACE 1 - LAP CHART

65	1 Lap	1:20.819
90	1 Lap	1:21.100
48	1:13.336	1:18.811

MCRCB BULLETIN TK148

2020 Bennetts British Superbike Championship - Quattro Group Round 1

2020 Honda British Talent Cup

RACE 1 - POSITION CHART

No	Name	Lap																									
		Pos	1	2	3	4	5	6	7	8	9	10	11	12	13	14	15	16	17	18	19	20	21	22	23	24	
72	O'GORMAN	1	72	72	72	72	72	71	72	72	72	17	72	72	72	17	72	72	72	72	72	72	72	72	72	72	72
71	FARRER	2	17	71	71	71	71	72	17	17	17	72	17	17	17	71	17	17	71	71	71	71	71	71	71	71	17
17	BOURNE	3	71	17	17	17	17	17	16	16	16	16	16	16	71	71	72	71	71	17	17	17	17	17	17	17	71
16	CLARIDGE	4	16	16	16	16	16	16	71	71	7	7	71	16	16	7	7	7	7	7	7	7	7	7	7	7	7
7	LYONS	5	7	7	7	7	7	7	7	7	7	71	71	7	7	7	16	16	16	16	8	8	8	8	8	8	8
52	BELFORD	6	52	52	37	37	37	99	99	99	99	99	99	99	99	99	8	8	8	16	16	16	16	99	99	37	
99	STUART-CAMPBELL	7	37	37	52	52	99	37	37	37	37	8	8	8	8	8	99	99	99	99	99	99	99	99	37	99	
74	COOK	8	99	99	99	99	52	52	52	52	8	37	37	37	37	37	37	37	37	37	37	37	37	37	16	16	
37	TINKER	9	8	8	8	8	8	8	8	8	52	52	52	74	74	74	74	74	74	74	74	74	74	74	74	74	
15	CROSBY	10	74	74	74	74	74	74	74	74	74	74	46	46	46	46	46	46	46	46	46	46	46	46	46	46	
43	HITCHCOCK	11	15	15	15	15	15	46	15	15	15	46	46	15	15	15	15	43	43	15	15	15	15	15	15	15	
69	SCOTT	12	43	43	43	46	46	15	46	46	46	15	15	43	43	43	43	15	15	43	43	43	43	43	43	43	
27	BEACH	13	46	46	46	43	43	43	43	43	43	43	43	48	48	48	48	48	48	48	48	48	48	48	48	48	
8	O'SHEA	14	69	69	57	48	48	48	48	48	48	48	48	69	14	14	14	14	4	4	4	4	4	4	4	4	
46	DUFTON	15	27	57	27	57	57	57	69	69	69	69	69	14	11	4	4	4	14	14	14	14	14	14	14	14	
44	HILL	16	57	27	69	69	69	69	57	57	14	14	14	11	4	11	11	11	11	11	11	11	11	44	44	11	
11	DOBSON	17	48	11	48	11	27	11	11	4	57	57	11	4	66	44	44	44	44	44	44	44	11	11	44	44	
48	WALKER	18	11	48	11	27	11	27	27	14	27	27	27	57	57	27	57	57	2	2	69	69	69	69	69	69	
14	PENDRILL	19	44	44	44	44	14	14	4	27	66	66	57	66	44	57	27	2	57	57	57	57	57	57	57	57	
57	HIATT	20	66	4	4	14	4	4	14	11	11	11	44	27	27	2	2	69	69	69	66	66	66	66	66	66	
4	MOUNSEY	21	14	66	14	4	44	44	66	66	44	44	66	44	2	69	69	65	66	66	65	65	65	65	65	65	
2	COATES	22	4	14	66	66	66	66	44	44	4	4	4	2	69	90	65	90	65	65	90	90	90	90	90	90	
66	THOMAS	23	2	2	2	2	2	2	2	2	2	2	2	2	90	90	65	90	66	90	90						
65	ROWAN	24	90	90	90	90	90	65	65	65	65	90	90	65	65	66	66	27	27								
90	COOK	25	65	65	65	65	65	90	90	90	90	65	65														
50	BEHAL	26																									

Weather / Track : Bright / Dry

Results can be found at www.tsl-timing.com

Donington Park National
 Circuit Length = 1.9790 miles
 Start: 14:14 Flag 14:45 End: 14:47

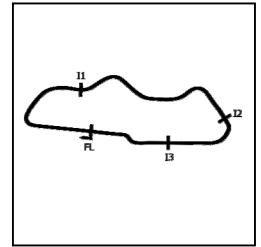
Printed - 14:50 Saturday, 08 August 2020

MCRCB BULLETIN TK149

2020 Bennetts British Superbike Championship - Quattro Group Round 1

2020 Honda British Talent Cup

RACE 1 - SECTOR ANALYSIS



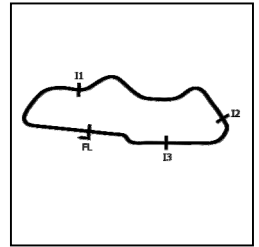
SECTOR 1 = FL to I1, SECTOR 2 = I1 to I2, SECTOR 3 = I2 to I3, SECTOR 4 = I3 to FL, DIFF = Difference To Personal Best Lap, P = Crossed Finish Line in Pit Lane, D = Time Disallowed

P1 72		Casey O'GORMAN				Honda - Microlise Cresswell Racing				
IDEAL LAP TIME : 1:15.328		BEST LAP TIME : 1:15.508				DIFFERENCE : 0.180				
LAP	SECTOR 1	SECTOR 2	SECTOR 3	SECTOR 4	LAP TIME	MPH	DIFF	TIME OF DAY		
1 -		114.3	27.693	13.228 123.5	13.649 106.3	1:19.737	89.35	4.229	14:16:15.449	
2 -	21.740	112.5	27.717	13.206 122.2	13.527 106.6	1:16.190	93.51	0.682	14:17:31.639	
3 -	21.673	114.5	27.444	13.219 121.7	13.490 107.0	1:15.826	93.96	0.318	14:18:47.465	
4 -	21.947	114.3	27.426	13.060 123.8	13.480 106.8	1:15.913	93.85	0.405	14:20:03.378	
5 -	21.641	115.9	27.604	13.159 124.0	13.449 107.7	1:15.853	93.92	0.345	14:21:19.231	
6 -	21.933	113.7	27.549	13.162 122.2	13.645 105.1	1:16.289	93.39	0.781	14:22:35.520	
7 -	22.079	110.5	27.596	12.937 125.2	13.934 105.1	1:16.546	93.07	1.038	14:23:52.066	
8 -	21.728	114.5	27.450	13.137 123.3	13.460 107.8	1:15.775 (2)	94.02	0.267	14:25:07.841	
9 -	21.989	114.9	27.455	13.201 122.4	13.410 106.8	1:16.055	93.67	0.547	14:26:23.896	
10 -	22.260	114.1	27.484	13.148 123.3	13.610 109.6	1:16.502	93.13	0.994	14:27:40.398	
11 -	21.658	113.7	27.555	13.078 123.3	13.508 108.2	1:15.799 (3)	93.99	0.291	14:28:56.197	
12 -	21.737	114.7	27.567	13.139 122.4	13.369 107.7	1:15.812	93.97	0.304	14:30:12.009	
13 -	21.672	114.9	27.757	13.066 123.3	14.278 106.0	1:16.773	92.80	1.265	14:31:28.782	
14 -	21.947	114.1	28.072	13.016 124.9	13.645 109.8	1:16.680	92.91	1.172	14:32:45.462	
15 -	21.720	117.1	27.385	13.038 124.0	13.365 107.7	1:15.508 (1)	94.35		14:34:00.970	
16 -	21.734	114.3	27.410	13.175 121.7	13.517 107.5	1:15.836	93.94	0.328	14:35:16.806	
17 -	21.812	114.9	27.389	13.238 122.6	13.616 107.8	1:16.055	93.67	0.547	14:36:32.861	
18 -	21.835	117.1	27.446	13.268 121.5	13.468 107.7	1:16.017	93.72	0.509	14:37:48.878	
19 -	21.663	115.5	27.569	13.167 121.7	13.481 107.8	1:15.880	93.89	0.372	14:39:04.758	
20 -	21.757	114.7	27.556	13.238 122.2	13.514 107.3	1:16.065	93.66	0.557	14:40:20.823	
21 -	21.827	114.3	27.642	13.199 122.9	13.427 107.5	1:16.095	93.62	0.587	14:41:36.918	
22 -	22.015	113.9	27.770	13.224 122.4	13.427 107.8	1:16.436	93.21	0.928	14:42:53.354	
23 -	22.027	109.8	27.510	13.289 121.3	13.495 108.2	1:16.321	93.35	0.813	14:44:09.675	
24 -	22.154	110.3	27.614	13.109 122.6	13.558 107.0	1:16.435	93.21	0.927	14:45:26.110	

P2 17		Franco BOURNE				Honda - Franco Bourne Racing / SP125 Racing				
IDEAL LAP TIME : 1:15.322		BEST LAP TIME : 1:15.600				DIFFERENCE : 0.278				
LAP	SECTOR 1	SECTOR 2	SECTOR 3	SECTOR 4	LAP TIME	MPH	DIFF	TIME OF DAY		
1 -		115.1	27.610	13.262 120.6	13.754 103.8	1:20.072	88.97	4.472	14:16:15.784	
2 -	22.129	115.3	27.321	13.228 119.6	13.683 105.5	1:16.361	93.30	0.761	14:17:32.145	
3 -	21.747	116.7	27.358	13.084 120.2	13.587 105.3	1:15.776	94.02	0.176	14:18:47.921	
4 -	21.853	117.1	27.366	13.117 120.9	13.694 105.0	1:16.030	93.70	0.430	14:20:03.951	
5 -	21.694	119.1	27.319	13.017 122.9	13.570 106.0	1:15.600 (1)	94.24		14:21:19.551	
6 -	21.813	115.1	27.511	13.071 122.2	13.737 106.1	1:16.132	93.58	0.532	14:22:35.683	
7 -	21.872	114.5	27.420	13.101 119.4	14.114 102.9	1:16.507	93.12	0.907	14:23:52.190	
8 -	21.865	117.1	27.376	13.147 121.3	13.523 105.5	1:15.911	93.85	0.311	14:25:08.101	
9 -	21.838	114.9	27.477	13.266 119.1	13.471 104.8	1:16.052	93.68	0.452	14:26:24.153	
10 -	21.885	113.1	27.386	13.241 118.1	13.645 103.8	1:16.157	93.55	0.557	14:27:40.310	
11 -	21.857	115.5	27.593	13.288 119.1	13.401 105.8	1:16.139	93.57	0.539	14:28:56.449	
12 -	21.759	116.5	27.426	13.163 121.5	13.570 104.8	1:15.918	93.84	0.318	14:30:12.367	
13 -	21.852	114.5	27.365	13.099 122.4	14.210 103.0	1:16.526	93.10	0.926	14:31:28.893	
14 -	21.908	118.5	27.605	13.271 118.3	13.384 104.6	1:16.168	93.53	0.568	14:32:45.061	
15 -	21.928	114.3	27.434	13.248 118.3	13.600 105.5	1:16.210	93.48	0.610	14:34:01.271	
16 -	21.666	116.1	27.434	13.107 120.4	13.534 105.3	1:15.741 (3)	94.06	0.141	14:35:17.012	
17 -	21.986	115.9	27.393	13.152 121.7	14.048 103.7	1:16.579	93.03	0.979	14:36:33.591	
18 -	22.322	103.0	27.523	13.182 119.8	13.736 104.5	1:16.763	92.81	1.163	14:37:50.354	
19 -	21.931	115.5	27.350	13.111 119.4	13.646 105.5	1:16.038	93.69	0.438	14:39:06.392	
20 -	21.845	112.7	27.288	13.134 118.9	13.557 105.3	1:15.824	93.96	0.224	14:40:22.216	
21 -	22.157	111.2	27.561	13.051 120.0	13.558 104.8	1:16.327	93.34	0.727	14:41:38.543	
22 -	21.889	114.9	27.529	13.382 118.1	13.551 105.3	1:16.351	93.31	0.751	14:42:54.894	
23 -	21.775	114.1	27.468	13.220 120.0	13.506 105.1	1:15.969	93.78	0.369	14:44:10.863	
24 -	21.749	116.9	27.466	12.984 120.6	13.498 103.5	1:15.697 (2)	94.12	0.097	14:45:26.560	

Weather / Track : Bright / Dry

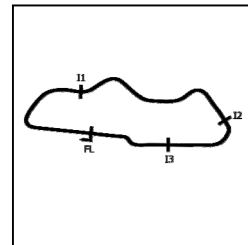
Donington Park National
Circuit Length = 1.9790 miles
Start: 14:14 Flag 14:45 End: 14:47



SECTOR 1 = FL to I1, SECTOR 2 = I1 to I2, SECTOR 3 = I2 to I3, SECTOR 4 = I3 to FL, DIFF = Difference To Personal Best Lap, P = Crossed Finish Line in Pit Lane, D = Time Disallowed

P3 71		Charlie FARRER				Honda - Victoria House Racing Academy / Mortimer Racing					
IDEAL LAP TIME : 1:15.104		BEST LAP TIME : 1:15.691				DIFFERENCE : 0.587					
LAP	SECTOR 1	SECTOR 2	SECTOR 3	SECTOR 4	LAP TIME	MPH	DIFF	TIME OF DAY			
1 -		116.5	27.964	13.125	123.3	13.766	106.0	1:20.163	88.87	4.472	14:16:15.875
2 -	21.954	115.9	27.262	13.330	120.0	13.566	104.3	1:16.112	93.60	0.421	14:17:31.987
3 -	21.805	115.3	27.202	13.068	122.0	13.774	104.5	1:15.849	93.93	0.158	14:18:47.836
4 -	21.852	115.5	27.321	13.157	122.0	13.560	104.3	1:15.890	93.88	0.199	14:20:03.726
5 -	21.765	117.7	27.349	13.034	122.9	13.543	105.6	1:15.691 (1)	94.12		14:21:19.417
6 -	21.820	115.7	27.349	13.173	119.4	13.663	103.0	1:16.005	93.73	0.314	14:22:35.422
7 -	22.019	114.1	27.437	13.201	117.1	14.369	102.2	1:17.026	92.49	1.335	14:23:52.448
8 -	21.962	116.1	27.578	13.176	121.1	13.558	105.3	1:16.274	93.40	0.583	14:25:08.722
9 -	21.837	116.5	27.321	13.241	120.6	13.719	105.1	1:16.118	93.59	0.427	14:26:24.840
10 -	22.343	115.9	27.072	13.099	122.9	13.737	106.3	1:16.251	93.43	0.560	14:27:41.091
11 -	21.836	116.3	27.506	13.059	122.0	13.523	105.5	1:15.924	93.83	0.233	14:28:57.015
12 -	21.806	116.9	27.243	13.053	122.6	13.633	104.8	1:15.735	(3) 94.07	0.044	14:30:12.750
13 -	21.857	115.9	27.220	12.969	123.3	14.329	103.5	1:16.375	93.28	0.684	14:31:29.125
14 -	21.893	116.7	27.606	13.127	121.7	13.567	106.1	1:16.193	93.50	0.502	14:32:45.318
15 -	22.141	116.5	27.279	13.131	120.6	13.530	106.5	1:16.081	93.64	0.390	14:34:01.399
16 -	21.583	117.1	27.495	13.091	122.9	13.535	106.8	1:15.704	(2) 94.11	0.013	14:35:17.103
17 -	21.696	115.7	27.439	13.118	122.2	14.149	103.5	1:16.402	93.25	0.711	14:36:33.505
18 -	22.209	107.2	27.487	13.289	117.1	13.751	104.0	1:16.736	92.84	1.045	14:37:50.241
19 -	21.923	115.3	27.330	13.198	118.9	13.575	104.5	1:16.026	93.71	0.335	14:39:06.267
20 -	21.866	114.7	27.275	13.189	120.0	13.552	103.4	1:15.882	93.89	0.191	14:40:22.149
21 -	22.109	115.3	27.475	13.121	119.6	13.583	104.0	1:16.288	93.39	0.597	14:41:38.437
22 -	21.875	116.5	27.489	13.484	119.6	13.480	104.5	1:16.328	93.34	0.637	14:42:54.765
23 -	21.805	115.5	27.317	13.372	118.7	13.532	104.5	1:16.026	93.71	0.335	14:44:10.791
24 -	21.708	117.5	27.357	13.190	118.5	13.799	104.3	1:16.054	93.67	0.363	14:45:26.845

P4 7		Jamie LYONS				Honda - Jamie Lyons Racing					
IDEAL LAP TIME : 1:15.243		BEST LAP TIME : 1:15.648				DIFFERENCE : 0.405					
LAP	SECTOR 1	SECTOR 2	SECTOR 3	SECTOR 4	LAP TIME	MPH	DIFF	TIME OF DAY			
1 -		113.5	27.611	13.277	119.6	13.705	103.8	1:20.651	88.33	5.003	14:16:16.363
2 -	22.075	115.5	27.347	13.233	118.7	13.589	104.0	1:16.244	93.44	0.596	14:17:32.607
3 -	21.818	116.3	27.256	13.224	118.3	13.637	103.5	1:15.935	93.82	0.287	14:18:48.542
4 -	21.947	116.3	27.188	13.203	119.4	13.944	102.4	1:16.282	93.39	0.634	14:20:04.824
5 -	21.935	116.5	27.091	13.266	117.9	13.549	103.7	1:15.841	93.94	0.193	14:21:20.665
6 -	22.114	113.9	27.190	13.193	119.1	13.533	102.4	1:16.030	93.70	0.382	14:22:36.695
7 -	22.107	115.1	27.090	13.122	120.2	13.476	104.8	1:15.795	93.99	0.147	14:23:52.490
8 -	22.088	115.3	27.471	13.321	120.2	13.587	104.6	1:16.467	93.17	0.819	14:25:08.957
9 -	21.765	115.7	27.378	13.102	121.7	13.526	103.7	1:15.771	(3) 94.02	0.123	14:26:24.728
10 -	22.036	115.5	27.302	13.222	119.8	13.560	105.6	1:16.120	93.59	0.472	14:27:40.848
11 -	22.032	116.3	27.668	13.209	120.4	13.447	105.3	1:16.356	93.30	0.708	14:28:57.204
12 -	21.747	115.1	27.296	13.072	122.2	13.533	106.0	1:15.648 (1)	94.18		14:30:12.852
13 -	21.868	116.3	27.431	13.060	121.1	14.587	102.4	1:16.946	92.59	1.298	14:31:29.798
14 -	22.206	113.7	27.179	13.288	118.9	13.526	104.8	1:16.199	93.50	0.551	14:32:45.997
15 -	21.646	116.7	27.396	13.131	120.4	13.514	105.0	1:15.687	(2) 94.13	0.039	14:34:01.684
16 -	21.762	115.5	27.525	13.246	118.5	13.598	102.6	1:16.131	93.58	0.483	14:35:17.815
17 -	22.005	114.3	27.315	13.247	118.1	13.609	103.7	1:16.176	93.52	0.528	14:36:33.991
18 -	22.092	106.6	28.539	13.357	116.9	13.555	103.2	1:17.543	91.87	1.895	14:37:51.534
19 -	21.877	114.5	27.427	13.224	117.5	13.667	103.4	1:16.195	93.50	0.547	14:39:07.729
20 -	22.171	113.9	27.456	13.213	117.7	13.632	102.4	1:16.472	93.16	0.824	14:40:24.201
21 -	22.085	112.9	27.468	13.223	117.9	13.769	101.9	1:16.545	93.07	0.897	14:41:40.746
22 -	22.066	113.3	27.804	13.285	118.3	13.633	102.9	1:16.788	92.78	1.140	14:42:57.534
23 -	22.055	114.7	28.330	13.340	117.7	13.687	104.6	1:17.412	92.03	1.764	14:44:14.946
24 -	22.024	113.5	27.689	13.314	117.1	13.811	102.6	1:16.838	92.72	1.190	14:45:31.784



SECTOR 1 = FL to I1, SECTOR 2 = I1 to I2, SECTOR 3 = I2 to I3, SECTOR 4 = I3 to FL, DIFF = Difference To Personal Best Lap, P = Crossed Finish Line in Pit Lane, D = Time Disallowed

P5		8		Eddie O'SHEA		Honda - WAM						
IDEAL LAP TIME : 1:15.651		BEST LAP TIME : 1:15.774		DIFFERENCE : 0.123								
LAP	SECTOR 1	SECTOR 2	SECTOR 3	SECTOR 4	LAP TIME	MPH	DIFF	TIME OF DAY				
1 -		100.3	27.964	13.113	124.5	13.908	105.3	1:21.724	87.17	5.950	14:16:17.436	
2 -	21.889	109.6	27.311	13.228	122.6	13.993	106.6	1:16.421	93.22	0.647	14:17:33.857	
3 -	22.124	117.1	27.496	13.223	122.0	13.883	105.3	1:16.726	92.85	0.952	14:18:50.583	
4 -	21.745	115.5	27.484	13.240	123.5	14.090	103.7	1:16.559	93.06	0.785	14:20:07.142	
5 -	21.876	114.3	27.565	13.308	122.4	13.860	104.8	1:16.609	93.00	0.835	14:21:23.751	
6 -	21.920	112.4	27.538	13.509	120.4	13.742	106.0	1:16.709	92.87	0.935	14:22:40.460	
7 -	21.716	110.9	27.666	13.264	122.0	13.674	106.3	1:16.320	93.35	0.546	14:23:56.780	
8 -	21.754	113.3	27.583	13.239	122.9	13.740	105.8	1:16.316	93.35	0.542	14:25:13.096	
9 -	21.667	117.1	27.388	13.193	121.5	13.776	106.1	1:16.024	(2)	93.71	0.250	14:26:29.120
10 -	21.738	114.7	27.565	13.291	122.2	13.950	104.8	1:16.544	93.07	0.770	14:27:45.664	
11 -	21.755	115.1	27.590	13.224	122.6	13.581	106.3	1:16.150	(3)	93.56	0.376	14:29:01.814
12 -	21.846	115.9	27.592	13.143	122.6	13.856	105.1	1:16.437	93.20	0.663	14:30:18.251	
13 -	22.018	114.3	27.690	13.236	122.9	13.776	106.1	1:16.720	92.86	0.946	14:31:34.971	
14 -	21.927	114.5	27.664	13.230	122.9	13.645	106.8	1:16.466	93.17	0.692	14:32:51.437	
15 -	21.666	118.7	27.317	13.152	122.6	13.639	107.0	1:15.774	(1)	94.02	14:34:07.211	
16 -	21.664	116.3	27.659	13.128	122.9	13.717	104.8	1:16.168	93.53	0.394	14:35:23.379	
17 -	21.914	114.5	27.463	13.251	122.4	13.686	106.0	1:16.314	93.35	0.540	14:36:39.693	
18 -	21.667	111.8	27.493	13.466	121.1	13.640	105.8	1:16.266	93.41	0.492	14:37:55.959	
19 -	21.689	117.5	27.597	13.271	121.3	13.665	105.1	1:16.222	93.47	0.448	14:39:12.181	
20 -	21.922	115.5	27.543	13.244	122.6	13.729	104.6	1:16.438	93.20	0.664	14:40:28.619	
21 -	22.015	115.3	27.515	13.212	122.2	13.761	105.3	1:16.503	93.12	0.729	14:41:45.122	
22 -	21.881	115.1	27.702	13.219	121.7	13.764	105.1	1:16.566	93.05	0.792	14:43:01.688	
23 -	21.876	116.3	27.688	13.292	121.5	13.770	104.6	1:16.626	92.97	0.852	14:44:18.314	
24 -	21.875	117.3	27.293	13.230	122.0	13.869	105.0	1:16.267	93.41	0.493	14:45:34.581	

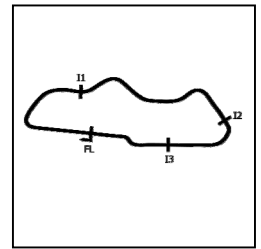
P6		37		Corey TINKER		Honda - Stauff Fluid Power Academy						
IDEAL LAP TIME : 1:15.351		BEST LAP TIME : 1:15.792		DIFFERENCE : 0.441								
LAP	SECTOR 1	SECTOR 2	SECTOR 3	SECTOR 4	LAP TIME	MPH	DIFF	TIME OF DAY				
1 -		110.0	27.766	13.215	120.6	13.772	105.1	1:21.098	87.85	5.306	14:16:16.810	
2 -	21.914	110.1	27.401	13.154	122.6	13.678	106.0	1:16.147	93.56	0.355	14:17:32.957	
3 -	21.792	111.8	27.358	13.253	117.3	13.777	105.1	1:16.180	93.52	0.388	14:18:49.137	
4 -	21.724	114.1	27.086	13.038	122.9	13.944	104.3	1:15.792	(1)	94.00	14:20:04.929	
5 -	21.990	112.4	27.331	13.279	120.0	13.669	104.8	1:16.269	93.41	0.477	14:21:21.198	
6 -	21.907	113.7	27.366	13.668	120.4	14.097	101.3	1:17.038	92.48	1.246	14:22:38.236	
7 -	22.475	113.9	27.383	13.196	118.3	13.807	104.6	1:16.861	92.69	1.069	14:23:55.097	
8 -	21.920	113.5	27.790	13.282	118.9	13.863	104.3	1:16.855	92.70	1.063	14:25:11.952	
9 -	22.183	111.6	27.644	13.342	117.1	13.748	104.5	1:16.917	92.62	1.125	14:26:28.869	
10 -	22.284	113.1	27.384	13.360	119.8	13.949	104.0	1:16.977	92.55	1.185	14:27:45.846	
11 -	21.808	113.3	27.516	13.143	122.4	13.678	106.1	1:16.145	93.56	0.353	14:29:01.991	
12 -	21.894	115.1	27.536	13.166	120.4	13.729	105.3	1:16.325	93.34	0.533	14:30:18.316	
13 -	22.072	113.9	27.708	13.238	120.6	13.704	107.2	1:16.722	92.86	0.930	14:31:35.038	
14 -	22.113	113.3	27.760	13.168	120.6	13.801	103.0	1:16.842	92.71	1.050	14:32:51.880	
15 -	22.332	109.8	27.910	13.208	117.3	13.843	104.8	1:17.293	92.17	1.501	14:34:09.173	
16 -	21.793	112.0	27.589	13.125	121.3	13.619	105.5	1:16.126	(3)	93.59	0.334	14:35:25.299
17 -	22.049	113.1	27.536	13.273	119.6	13.843	103.4	1:16.701	92.88	0.909	14:36:42.000	
18 -	21.916	113.3	27.504	13.199	120.4	13.666	106.0	1:16.285	93.39	0.493	14:37:58.285	
19 -	21.804	108.7	28.057	13.224	117.5	13.907	105.1	1:16.992	92.53	1.200	14:39:15.277	
20 -	21.882	110.3	27.517	13.423	118.1	13.793	103.5	1:16.615	92.99	0.823	14:40:31.892	
21 -	21.720	116.3	27.625	13.264	117.3	13.668	105.8	1:16.277	93.40	0.485	14:41:48.169	
22 -	21.674	114.3	27.349	13.217	121.3	13.597	106.5	1:15.837	(2)	93.94	0.045	14:43:04.006
23 -	22.034	105.1	27.926	13.299	119.8	13.553	106.6	1:16.812	92.75	1.020	14:44:20.818	
24 -	21.973	116.1	27.370	13.239	117.3	13.968	101.2	1:16.550	93.07	0.758	14:45:37.368	

MCRCB BULLETIN TK149

2020 Bennetts British Superbike Championship - Quattro Group Round 1

2020 Honda British Talent Cup

RACE 1 - SECTOR ANALYSIS



SECTOR 1 = FL to I1, SECTOR 2 = I1 to I2, SECTOR 3 = I2 to I3, SECTOR 4 = I3 to FL, DIFF = Difference To Personal Best Lap, P = Crossed Finish Line in Pit Lane, D = Time Disallowed

P7 99		Bailey STUART-CAMPBELL				Honda - 151s S-C Racing				
IDEAL LAP TIME : 1:15.327		BEST LAP TIME : 1:15.786				DIFFERENCE : 0.459				
LAP	SECTOR 1	SECTOR 2	SECTOR 3	SECTOR 4	LAP TIME	MPH	DIFF	TIME OF DAY		
1 -		101.5	27.903	13.324 122.9	13.839 105.0	1:21.574	87.33	5.788	14:16:17.286	
2 -	21.955	107.0	27.433	13.297 120.2	13.627 106.1	1:16.312	93.36	0.526	14:17:33.598	
3 -	21.786	110.5	27.570	13.244 119.8	13.535 106.0	1:16.135	93.57	0.349	14:18:49.733	
4 -	21.652	113.5	27.438	13.274 123.3	13.651 105.3	1:16.015	93.72	0.229	14:20:05.748	
5 -	21.586	112.7	27.323	13.326 121.1	13.551 105.8	1:15.786 (1)	94.01		14:21:21.534	
6 -	21.730	109.2	27.222	13.401 121.3	13.549 105.1	1:15.902 (2)	93.86	0.116	14:22:37.436	
7 -	21.773	112.5	27.499	13.302 120.9	13.505 106.1	1:16.079	93.64	0.293	14:23:53.515	
8 -	22.022	112.7	27.693	13.259 120.9	13.500 106.1	1:16.474	93.16	0.688	14:25:09.989	
9 -	21.980	110.0	27.792	13.276 120.0	13.506 106.0	1:16.554	93.06	0.768	14:26:26.543	
10 -	21.891	112.9	27.714	13.371 119.4	13.621 106.0	1:16.597	93.01	0.811	14:27:43.140	
11 -	21.806	110.7	27.726	13.239 121.1	13.780 104.3	1:16.551	93.07	0.765	14:28:59.691	
12 -	21.902	113.1	27.939	13.263 121.1	13.593 103.5	1:16.697	92.89	0.911	14:30:16.388	
13 -	21.899	112.7	27.785	13.326 121.3	13.562 105.6	1:16.572	93.04	0.786	14:31:32.960	
14 -	21.884	109.2	27.989	13.486 120.2	13.985 105.0	1:17.344	92.11	1.558	14:32:50.304	
15 -	22.131	111.2	27.811	13.342 119.8	14.548 103.2	1:17.832	91.53	2.046	14:34:08.136	
16 -	22.300	111.2	27.912	13.222 121.5	13.528 105.6	1:16.962	92.57	1.176	14:35:25.098	
17 -	22.080	111.2	27.496	13.304 120.4	13.555 105.5	1:16.435	93.21	0.649	14:36:41.533	
18 -	21.816	112.9	27.896	13.257 120.2	13.595 105.6	1:16.564	93.05	0.778	14:37:58.097	
19 -	21.933	104.8	28.304	13.019 122.0	13.828 104.6	1:17.084	92.42	1.298	14:39:15.181	
20 -	22.101	108.9	27.369	13.397 121.1	13.555 104.3	1:16.422	93.22	0.636	14:40:31.603	
21 -	21.782	114.7	27.833	13.243 120.2	13.544 105.3	1:16.402	93.25	0.616	14:41:48.005	
22 -	21.686	114.9	27.297	13.388 120.2	13.540 105.1	1:15.911 (3)	93.85	0.125	14:43:03.916	
23 -	22.062	109.8	27.849	13.270 120.0	13.610 105.5	1:16.791	92.77	1.005	14:44:20.707	
24 -	21.801	113.9	27.836	13.044 122.6	13.996 101.6	1:16.677	92.91	0.891	14:45:37.384	

P8 16		Harvey CLARIDGE				Honda - City Lifting / SP125 Racing				
IDEAL LAP TIME : 1:15.442		BEST LAP TIME : 1:15.643				DIFFERENCE : 0.201				
LAP	SECTOR 1	SECTOR 2	SECTOR 3	SECTOR 4	LAP TIME	MPH	DIFF	TIME OF DAY		
1 -		115.7	27.615	13.186 118.9	13.715 104.0	1:20.396	88.61	4.753	14:16:16.108	
2 -	21.952	114.7	27.426	13.194 118.7	13.646 104.6	1:16.218	93.47	0.575	14:17:32.326	
3 -	21.782	116.7	27.300	13.175 117.9	13.577 104.3	1:15.834 (2)	93.95	0.191	14:18:48.160	
4 -	21.790	118.3	27.366	13.033 121.7	13.799 104.2	1:15.988	93.76	0.345	14:20:04.148	
5 -	21.825	117.3	27.146	12.998 122.4	13.674 104.2	1:15.643 (1)	94.18		14:21:19.791	
6 -	21.824	117.1	27.426	13.115 120.2	13.688 105.0	1:16.053	93.67	0.410	14:22:35.844	
7 -	21.910	112.4	27.639	13.102 120.2	13.847 102.6	1:16.498	93.13	0.855	14:23:52.342	
8 -	21.857	115.7	27.411	13.154 119.4	13.633 104.0	1:16.055	93.67	0.412	14:25:08.397	
9 -	21.942	114.5	27.274	13.139 119.8	13.548 105.0	1:15.903 (3)	93.86	0.260	14:26:24.300	
10 -	21.936	113.9	27.570	13.252 118.3	13.625 105.0	1:16.383	93.27	0.740	14:27:40.683	
11 -	22.038	113.3	27.289	13.157 119.4	13.516 104.6	1:16.000	93.74	0.357	14:28:56.683	
12 -	21.786	116.3	27.327	13.166 118.5	13.852 102.2	1:16.131	93.58	0.488	14:30:12.814	
13 -	22.120	112.2	27.340	13.001 119.6	14.365 101.6	1:16.826	92.73	1.183	14:31:29.640	
14 -	22.878	100.1	28.056	13.306 116.3	13.741 102.9	1:17.981	91.36	2.338	14:32:47.621	
15 -	22.228	111.1	27.684	13.204 115.9	13.788 103.5	1:16.904	92.64	1.261	14:34:04.525	
16 -	22.130	111.2	27.766	13.286 116.7	13.881 101.5	1:17.063	92.45	1.420	14:35:21.588	
17 -	22.395	110.3	27.796	13.412 115.5	13.772 102.7	1:17.375	92.07	1.732	14:36:38.963	
18 -	22.287	114.7	27.803	13.560 115.5	13.790 103.7	1:17.440	92.00	1.797	14:37:56.403	
19 -	21.969	115.9	27.504	13.234 116.1	13.670 103.0	1:16.377	93.28	0.734	14:39:12.780	
20 -	22.201	113.3	27.473	13.357 117.1	13.926 98.6	1:16.957	92.57	1.314	14:40:29.737	
21 -	22.407	112.9	27.839	13.351 115.1	13.736 101.9	1:17.333	92.12	1.690	14:41:47.070	
22 -	22.289	111.2	28.051	13.468 117.5	13.559 104.0	1:17.367	92.08	1.724	14:43:04.437	
23 -	22.079	115.1	27.681	13.195 120.6	13.786 103.4	1:16.741	92.84	1.098	14:44:21.178	
24 -	22.009	117.1	27.650	13.090 118.3	13.969 100.0	1:16.718	92.86	1.075	14:45:37.896	

Weather / Track : Bright / Dry

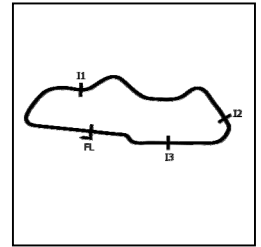
Donington Park National
 Circuit Length = 1.9790 miles
 Start: 14:14 Flag 14:45 End: 14:47

MCRCB BULLETIN TK149

2020 Bennetts British Superbike Championship - Quattro Group Round 1

2020 Honda British Talent Cup

RACE 1 - SECTOR ANALYSIS



SECTOR 1 = FL to I1, SECTOR 2 = I1 to I2, SECTOR 3 = I2 to I3, SECTOR 4 = I3 to FL, DIFF = Difference To Personal Best Lap, P = Crossed Finish Line in Pit Lane, D = Time Disallowed

P9 74		James COOK				Honda - Wilson Racing					
IDEAL LAP TIME : 1:16.785		BEST LAP TIME : 1:17.249				DIFFERENCE : 0.464					
LAP	SECTOR 1	SECTOR 2	SECTOR 3	SECTOR 4	LAP TIME	MPH	DIFF	TIME OF DAY			
1 -		104.3	28.359	13.300	120.6	13.922	104.0	1:22.217	86.65	4.968	14:16:17.929
2 -	22.143	111.4	27.767	13.394	116.9	14.121	102.2	1:17.425	92.01	0.176	14:17:35.354
3 -	22.258	113.1	27.810	13.334	116.9	13.992	101.8	1:17.394	92.05	0.145	14:18:52.748
4 -	22.384	111.6	28.134	13.432	118.3	14.430	100.3	1:18.380	90.89	1.131	14:20:11.128
5 -	22.620	109.4	28.104	13.419	118.1	13.985	102.2	1:18.128	91.19	0.879	14:21:29.256
6 -	22.466	109.4	28.240	13.399	117.3	13.990	102.7	1:18.095	91.23	0.846	14:22:47.351
7 -	22.418	109.1	28.265	13.450	117.1	13.824	103.8	1:17.957	91.39	0.708	14:24:05.308
8 -	22.492	109.8	28.410	13.653	116.5	13.964	102.7	1:18.519	90.73	1.270	14:25:23.827
9 -	22.302	110.5	28.246	13.551	116.1	13.755	103.7	1:17.854	91.51	0.605	14:26:41.681
10 -	22.246	110.3	28.022	13.443	116.7	13.656	104.0	1:17.367	92.08	0.118	14:27:59.048
11 -	22.222	109.4	28.214	13.283	118.1	13.741	102.4	1:17.460	91.97	0.211	14:29:16.508
12 -	22.209	110.1	28.242	13.291	117.7	13.694	103.2	1:17.436	92.00	0.187	14:30:33.944
13 -	22.192	111.8	28.308	13.377	117.9	13.749	103.5	1:17.626	91.78	0.377	14:31:51.570
14 -	22.128	112.5	28.288	13.299	118.3	13.624	103.5	1:17.339	(3) 92.12	0.090	14:33:08.909
15 -	22.212	113.7	28.251	13.340	117.1	13.814	103.8	1:17.617	91.79	0.368	14:34:26.526
16 -	22.172	111.8	28.343	13.389	117.3	13.768	102.7	1:17.672	91.72	0.423	14:35:44.198
17 -	22.300	109.8	28.136	13.416	116.7	13.877	103.4	1:17.729	91.66	0.480	14:37:01.927
18 -	22.304	108.2	28.229	13.458	116.5	13.742	103.0	1:17.733	91.65	0.484	14:38:19.660
19 -	22.279	110.1	27.849	13.280	118.1	13.841	102.9	1:17.249	(1) 92.22		14:39:36.909
20 -	22.195	109.1	27.852	13.387	118.3	13.893	102.4	1:17.327	(2) 92.13	0.078	14:40:54.236
21 -	22.211	111.1	28.183	13.419	117.5	13.785	102.4	1:17.598	91.81	0.349	14:42:11.834
22 -	22.114	111.1	28.129	13.452	116.3	13.851	101.6	1:17.546	91.87	0.297	14:43:29.380
23 -	22.422	110.1	28.188	13.411	116.3	13.718	103.5	1:17.739	91.64	0.490	14:44:47.119
24 -	22.363	107.2	28.040	13.410	117.5	13.711	102.6	1:17.524	91.90	0.275	14:46:04.643

P10 46		Elliott DUFTON				Honda - D&D Racing					
IDEAL LAP TIME : 1:16.639		BEST LAP TIME : 1:16.963				DIFFERENCE : 0.324					
LAP	SECTOR 1	SECTOR 2	SECTOR 3	SECTOR 4	LAP TIME	MPH	DIFF	TIME OF DAY			
1 -		112.9	29.080	13.491	120.9	13.728	102.1	1:24.580	84.23	7.617	14:16:20.292
2 -	22.360	110.5	27.986	13.372	115.1	14.199	100.9	1:17.917	91.43	0.954	14:17:38.209
3 -	22.284	112.4	28.497	13.501	115.3	13.965	100.7	1:18.247	91.05	1.284	14:18:56.456
4 -	22.344	113.3	28.336	13.292	116.1	13.817	102.9	1:17.789	91.58	0.826	14:20:14.245
5 -	22.283	112.0	27.620	13.345	116.9	13.715	103.8	1:16.963	(1) 92.57		14:21:31.208
6 -	22.470	108.0	28.355	13.481	114.7	13.919	101.9	1:18.225	91.07	1.262	14:22:49.433
7 -	22.647	110.3	27.815	13.233	117.1	13.937	105.0	1:17.632	91.77	0.669	14:24:07.065
8 -	22.560	107.8	28.460	13.494	116.5	13.888	103.5	1:18.402	90.87	1.439	14:25:25.467
9 -	22.464	106.5	28.062	13.399	116.3	13.657	103.5	1:17.582	91.83	0.619	14:26:43.049
10 -	22.447	109.4	28.182	13.348	115.7	13.620	104.3	1:17.597	91.81	0.634	14:28:00.646
11 -	22.343	108.4	27.929	13.216	116.7	13.664	103.0	1:17.152	92.34	0.189	14:29:17.798
12 -	22.344	109.6	28.136	13.312	115.7	13.680	103.5	1:17.472	91.96	0.509	14:30:35.270
13 -	22.449	108.0	28.115	13.301	116.7	13.785	102.6	1:17.650	91.75	0.687	14:31:52.920
14 -	22.355	110.9	27.913	13.266	117.5	13.527	103.2	1:17.061	(2) 92.45	0.098	14:33:09.981
15 -	22.574	110.9	27.878	13.294	116.1	13.603	104.0	1:17.349	92.11	0.386	14:34:27.330
16 -	22.355	111.2	27.989	13.291	115.3	13.700	102.7	1:17.335	92.12	0.372	14:35:44.665
17 -	22.454	112.4	27.695	13.300	116.5	13.994	103.2	1:17.443	91.99	0.480	14:37:02.108
18 -	22.283	108.0	28.254	13.360	116.5	13.830	102.7	1:17.727	91.66	0.764	14:38:19.835
19 -	22.277	109.1	27.812	13.215	117.7	13.807	102.7	1:17.111	(3) 92.39	0.148	14:39:36.946
20 -	22.544	112.9	27.679	13.327	118.5	14.330	100.4	1:17.880	91.48	0.917	14:40:54.826
21 -	22.555	109.1	27.888	13.500	113.7	13.814	102.2	1:17.757	91.62	0.794	14:42:12.583
22 -	22.491	111.4	28.744	13.457	113.5	13.904	102.1	1:18.596	90.64	1.633	14:43:31.179
23 -	22.655	109.8	27.998	13.470	113.3	14.160	100.4	1:18.283	91.01	1.320	14:44:49.462
24 -	22.721	107.5	28.141	13.443	113.5	14.079	100.6	1:18.384	90.89	1.421	14:46:07.846

Weather / Track : Bright / Dry

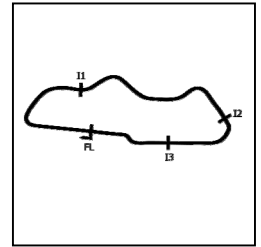
Donington Park National
Circuit Length = 1.9790 miles
Start: 14:14 Flag 14:45 End: 14:47

MCRCB BULLETIN TK149

2020 Bennetts British Superbike Championship - Quattro Group Round 1

2020 Honda British Talent Cup

RACE 1 - SECTOR ANALYSIS



SECTOR 1 = FL to I1, SECTOR 2 = I1 to I2, SECTOR 3 = I2 to I3, SECTOR 4 = I3 to FL, DIFF = Difference To Personal Best Lap, P = Crossed Finish Line in Pit Lane, D = Time Disallowed

P11 15		Harrison CROSBY				Honda - Banks Racing				
IDEAL LAP TIME : 1:17.278		BEST LAP TIME : 1:17.418				DIFFERENCE : 0.140				
LAP	SECTOR 1	SECTOR 2	SECTOR 3	SECTOR 4	LAP TIME	MPH	DIFF	TIME OF DAY		
1 -		110.1	28.271	13.521	119.1	13.902 102.9	1:22.613	86.24	5.195	14:16:18.325
2 -	22.484	111.2	28.051	13.613	116.7	13.999 102.7	1:18.147	91.16	0.729	14:17:36.472
3 -	22.502	112.0	27.966	13.687	115.7	14.046 102.6	1:18.201	91.10	0.783	14:18:54.673
4 -	22.676	110.5	28.189	13.474	117.5	13.986 101.9	1:18.325	90.96	0.907	14:20:12.998
5 -	22.675	112.7	27.836	13.456	117.7	13.976 102.6	1:17.943	91.40	0.525	14:21:30.941
6 -	22.767	105.0	28.407	13.525	116.3	13.920 104.0	1:18.619	90.62	1.201	14:22:49.560
7 -	22.390	111.2	27.780	13.336	117.7	13.912 103.0	1:17.418 (1)	92.02		14:24:06.978
8 -	22.799	101.8	28.201	13.518	117.1	13.850 103.2	1:18.368	90.91	0.950	14:25:25.346
9 -	22.450	110.0	27.886	13.473	116.7	13.821 103.8	1:17.630 (2)	91.77	0.212	14:26:42.976
10 -	22.403	110.0	28.643	13.417	118.3	13.830 103.4	1:18.293	90.99	0.875	14:28:01.269
11 -	22.435	111.2	28.078	13.409	117.3	13.832 102.9	1:17.754 (3)	91.63	0.336	14:29:19.023
12 -	22.692	107.8	28.353	13.501	116.3	14.038 102.6	1:18.584	90.66	1.166	14:30:37.607
13 -	22.941	109.2	28.345	13.484	116.5	13.902 102.7	1:18.672	90.56	1.254	14:31:56.279
14 -	22.759	108.7	28.140	13.479	116.7	13.987 102.4	1:18.365	90.91	0.947	14:33:14.644
15 -	22.666	112.0	28.919	13.543	116.3	13.969 103.7	1:19.097	90.07	1.679	14:34:33.741
16 -	22.650	110.3	28.387	13.729	114.5	14.237 101.6	1:19.003	90.18	1.585	14:35:52.744
17 -	22.737	107.5	28.082	13.472	118.3	13.836 103.0	1:18.127	91.19	0.709	14:37:10.871
18 -	22.341	113.1	28.194	13.546	115.9	13.941 102.7	1:18.022	91.31	0.604	14:38:28.893
19 -	22.716	108.9	28.133	13.439	117.7	13.954 102.2	1:18.242	91.05	0.824	14:39:47.135
20 -	22.896	108.5	28.533	13.523	115.1	14.205 102.6	1:19.157	90.00	1.739	14:41:06.292
21 -	22.914	110.1	28.532	13.527	116.1	14.050 102.2	1:19.023	90.15	1.605	14:42:25.315
22 -	22.744	111.2	28.292	13.558	116.5	14.008 102.4	1:18.602	90.64	1.184	14:43:43.917
23 -	22.762	108.5	28.428	13.627	114.9	14.107 102.7	1:18.924	90.27	1.506	14:45:02.841
24 -	22.464	109.6	28.215	13.784	115.3	14.157 101.8	1:18.620	90.62	1.202	14:46:21.461

P12 43		Ryan HITCHCOCK				Honda - Wilson Racing				
IDEAL LAP TIME : 1:17.411		BEST LAP TIME : 1:17.746				DIFFERENCE : 0.335				
LAP	SECTOR 1	SECTOR 2	SECTOR 3	SECTOR 4	LAP TIME	MPH	DIFF	TIME OF DAY		
1 -		107.2	28.509	13.421	120.0	14.371 101.8	1:23.943	84.87	6.197	14:16:19.655
2 -	22.531	108.4	28.185	13.572	117.3	14.181 102.9	1:18.469	90.79	0.723	14:17:38.124
3 -	22.262	110.1	28.400	13.485	117.9	14.070 102.4	1:18.217	91.08	0.471	14:18:56.341
4 -	22.409	111.2	28.702	13.383	119.1	13.983 103.7	1:18.477	90.78	0.731	14:20:14.818
5 -	22.486	111.2	28.142	13.532	118.7	14.045 102.6	1:18.205	91.10	0.459	14:21:33.023
6 -	22.364	108.7	28.321	13.360	118.5	14.209 102.6	1:18.254	91.04	0.508	14:22:51.277
7 -	22.275	109.6	28.051	13.511	117.7	14.053 103.5	1:17.890	91.47	0.144	14:24:09.167
8 -	22.194	110.0	28.206	13.447	118.7	14.168 102.7	1:18.015	91.32	0.269	14:25:27.182
9 -	22.246	110.5	28.028	13.566	117.5	13.923 104.0	1:17.763 (2)	91.61	0.017	14:26:44.945
10 -	22.179	111.2	28.159	13.596	117.5	13.977 103.5	1:17.911	91.44	0.165	14:28:02.856
11 -	22.260	112.2	28.035	13.358	118.3	14.166 102.6	1:17.819 (3)	91.55	0.073	14:29:20.675
12 -	22.272	109.6	28.200	13.490	117.3	14.119 102.4	1:18.081	91.24	0.335	14:30:38.756
13 -	22.283	110.0	28.183	13.288	116.7	13.992 104.2	1:17.746 (1)	91.63		14:31:56.502
14 -	22.730	108.9	28.267	13.351	118.1	14.022 104.5	1:18.370	90.91	0.624	14:33:14.872
15 -	22.670	107.0	28.780	13.493	117.9	14.128 105.5	1:19.071	90.10	1.325	14:34:33.943
16 -	22.290	110.3	28.703	13.524	119.1	14.180 103.2	1:18.697	90.53	0.951	14:35:52.640
17 -	22.572	108.7	28.021	13.458	116.3	13.948 103.7	1:17.999	91.34	0.253	14:37:10.639
18 -	22.369	111.8	28.670	13.388	115.7	14.189 104.2	1:18.616	90.62	0.870	14:38:29.255
19 -	22.521	108.0	28.142	13.363	118.7	14.116 104.3	1:18.142	91.17	0.396	14:39:47.397
20 -	22.793	105.5	28.541	13.414	118.1	14.563 103.7	1:19.311	89.83	1.565	14:41:06.708
21 -	22.738	105.0	28.468	13.462	118.3	14.177 103.8	1:18.845	90.36	1.099	14:42:25.553
22 -	22.667	109.4	28.394	13.460	117.7	14.069 103.8	1:18.590	90.65	0.844	14:43:44.143
23 -	22.697	105.3	28.366	13.507	117.7	14.199 103.4	1:18.769	90.44	1.023	14:45:02.912
24 -	22.240	103.4	28.638	13.473	116.9	14.423 102.9	1:18.774	90.44	1.028	14:46:21.686

Weather / Track : Bright / Dry

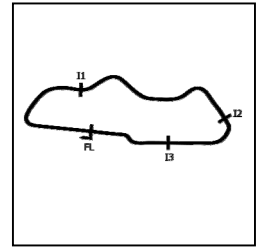
Donington Park National
 Circuit Length = 1.9790 miles
 Start: 14:14 Flag 14:45 End: 14:47

MCRCB BULLETIN TK149

2020 Bennetts British Superbike Championship - Quattro Group Round 1

2020 Honda British Talent Cup

RACE 1 - SECTOR ANALYSIS



SECTOR 1 = FL to I1, SECTOR 2 = I1 to I2, SECTOR 3 = I2 to I3, SECTOR 4 = I3 to FL, DIFF = Difference To Personal Best Lap, P = Crossed Finish Line in Pit Lane, D = Time Disallowed

P13 48		Ollie WALKER				Honda - Moto Rapido / SP125 Racing					
IDEAL LAP TIME : 1:18.226		BEST LAP TIME : 1:18.440				DIFFERENCE : 0.214					
LAP	SECTOR 1	SECTOR 2	SECTOR 3	SECTOR 4	LAP TIME	MPH	DIFF	TIME OF DAY			
1 -		104.3	29.163	13.687	120.0	14.499	102.9	1:26.019	82.82	7.579	14:16:21.731
2 -	22.615	102.2	29.120	13.698	117.5	14.237	104.6	1:19.670	89.42	1.230	14:17:41.401
3 -	22.925	105.1	28.991	13.592	116.9	14.325	102.4	1:19.833	89.24	1.393	14:19:01.234
4 -	22.805	106.1	28.549	13.617	117.9	14.121	102.6	1:19.092	90.08	0.652	14:20:20.326
5 -	22.705	108.0	28.662	13.712	117.5	14.007	103.4	1:19.086	90.08	0.646	14:21:39.412
6 -	22.695	107.3	28.651	13.637	117.1	14.064	103.4	1:19.047	90.13	0.607	14:22:58.459
7 -	22.693	107.0	28.739	13.570	117.9	14.053	103.8	1:19.055	90.12	0.615	14:24:17.514
8 -	22.651	108.2	28.542	13.720	116.7	14.059	102.6	1:18.972	90.21	0.532	14:25:36.486
9 -	22.645	106.3	28.747	13.657	117.5	14.091	104.2	1:19.140	90.02	0.700	14:26:55.626
10 -	22.664	107.2	28.747	13.655	116.7	14.144	103.4	1:19.210	89.94	0.770	14:28:14.836
11 -	22.655	109.8	28.577	13.560	117.5	14.054	103.8	1:18.846	90.36	0.406	14:29:33.682
12 -	22.531	107.7	29.104	13.567	117.7	14.222	103.0	1:19.424	89.70	0.984	14:30:53.106
13 -	22.755	107.5	28.589	13.559	118.7	14.018	103.8	1:18.921	90.27	0.481	14:32:12.027
14 -	22.621	110.9	28.535	13.531	118.5	14.020	104.2	1:18.707 (3)	90.52	0.267	14:33:30.734
15 -	22.541	109.4	28.560	13.594	117.1	14.128	103.5	1:18.823	90.38	0.383	14:34:49.557
16 -	22.537	109.8	28.624	13.624	117.1	14.157	103.0	1:18.942	90.25	0.502	14:36:08.499
17 -	22.541	111.4	28.478	13.604	117.7	13.994	103.7	1:18.617 (2)	90.62	0.177	14:37:27.116
18 -	22.608	108.4	28.250	13.596	117.3	13.986	104.0	1:18.440 (1)	90.82		14:38:45.556
19 -	22.459	111.8	28.568	13.686	117.7	14.011	102.7	1:18.724	90.50	0.284	14:40:04.280
20 -	22.686	108.7	28.406	13.674	117.1	14.338	103.2	1:19.104	90.06	0.664	14:41:23.384
21 -	22.644	109.6	28.528	13.733	116.9	14.135	102.9	1:19.040	90.13	0.600	14:42:42.424
22 -	22.703	111.1	28.461	13.638	117.5	14.168	101.8	1:18.970	90.21	0.530	14:44:01.394
23 -	22.653	108.7	28.805	13.677	117.3	14.106	103.4	1:19.241	89.91	0.801	14:45:20.635
24 -	22.672	110.3	28.442	13.630	118.3	14.067	103.0	1:18.811	90.40	0.371	14:46:39.446

P14 4		Sullivan MOUNSEY				Honda - Lloyd & Jones PR Racing					
IDEAL LAP TIME : 1:17.755		BEST LAP TIME : 1:18.308				DIFFERENCE : 0.553					
LAP	SECTOR 1	SECTOR 2	SECTOR 3	SECTOR 4	LAP TIME	MPH	DIFF	TIME OF DAY			
1 -		101.2	30.152	13.515	122.4	14.378	103.4	1:28.349	80.64	10.041	14:16:24.061
2 -	22.613	105.8	29.168	13.418	118.3	14.302	104.3	1:19.501	89.61	1.193	14:17:43.562
3 -	22.538	108.5	28.967	13.537	119.6	14.248	105.1	1:19.290	89.85	0.982	14:19:02.852
4 -	22.691	107.3	29.112	13.630	123.3	14.622	105.3	1:20.055	88.99	1.747	14:20:22.907
5 -	22.566	100.3	29.737	13.614	121.3	14.394	105.5	1:20.311	88.71	2.003	14:21:43.218
6 -	22.569	108.4	29.191	13.320	123.8	14.678	105.5	1:19.758	89.32	1.450	14:23:02.976
7 -	22.708	105.6	28.534	13.792	120.2	14.273	106.8	1:19.307	89.83	0.999	14:24:22.283
8 -	22.401	109.2	28.723	13.401	121.7	14.294	106.3	1:18.819	90.39	0.511	14:25:41.102
9 -	22.545	111.6	28.681	13.571	118.3	21.242	105.8	1:26.039	82.80	7.731	14:27:07.141
10 -	22.471	108.5	28.643	13.519	120.6	14.000	107.2	1:18.633	90.60	0.325	14:28:25.774
11 -	22.179	108.0	28.453	13.599	121.7	14.104	104.5	1:18.335 (3)	90.95	0.027	14:29:44.109
12 -	22.457	108.0	28.702	13.399	120.9	13.973	107.3	1:18.531	90.72	0.223	14:31:02.640
13 -	22.741	110.5	28.851	13.430	122.4	14.148	107.3	1:19.170	89.99	0.862	14:32:21.810
14 -	22.124	115.7	28.793	13.415	120.6	14.135	106.5	1:18.467	90.79	0.159	14:33:40.277
15 -	22.130	113.9	28.870	13.433	120.4	13.875	107.0	1:18.308 (1)	90.98		14:34:58.585
16 -	22.136	108.0	28.723	13.392	121.1	14.307	105.8	1:18.558	90.69	0.250	14:36:17.143
17 -	22.259	110.5	28.763	13.549	119.4	14.200	104.8	1:18.771	90.44	0.463	14:37:35.914
18 -	22.237	112.0	28.870	13.428	119.6	14.058	106.6	1:18.593	90.65	0.285	14:38:54.507
19 -	22.107	110.1	28.756	13.358	120.4	14.098	106.0	1:18.319 (2)	90.96	0.011	14:40:12.826
20 -	22.281	114.9	28.860	13.442	120.6	14.301	104.3	1:18.884	90.31	0.576	14:41:31.710
21 -	22.633	111.8	28.862	13.539	120.2	13.983	106.5	1:19.017	90.16	0.709	14:42:50.727
22 -	22.268	111.1	28.907	13.533	119.8	13.978	106.5	1:18.686	90.54	0.378	14:44:09.413
23 -	22.635	107.0	28.515	13.443	121.7	13.985	105.6	1:18.578	90.66	0.270	14:45:27.991

Weather / Track : Bright / Dry

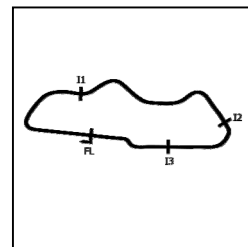
Donington Park National
Circuit Length = 1.9790 miles
Start: 14:14 Flag 14:45 End: 14:47

MCRCB BULLETIN TK149

2020 Bennetts British Superbike Championship - Quattro Group Round 1

2020 Honda British Talent Cup

RACE 1 - SECTOR ANALYSIS



SECTOR 1 = FL to I1, SECTOR 2 = I1 to I2, SECTOR 3 = I2 to I3, SECTOR 4 = I3 to FL, DIFF = Difference To Personal Best Lap, P = Crossed Finish Line in Pit Lane, D = Time Disallowed

P15 14		Evann PENDRILL				Honda - VHC Racing					
IDEAL LAP TIME : 1:18.353		BEST LAP TIME : 1:18.712				DIFFERENCE : 0.359					
LAP	SECTOR 1	SECTOR 2	SECTOR 3	SECTOR 4	LAP TIME	MPH	DIFF	TIME OF DAY			
1 -		107.8	29.782	13.666	118.7	15.762	94.9	1:28.221	80.75	9.509	14:16:23.933
2 -	22.933	106.3	29.180	13.660	115.9	14.404	101.0	1:20.177	88.86	1.465	14:17:44.110
3 -	22.506	113.9	28.879	13.543	114.7	14.335	99.4	1:19.263	89.88	0.551	14:19:03.373
4 -	22.588	112.4	28.700	13.551	116.7	14.498	99.8	1:19.337	89.80	0.625	14:20:22.710
5 -	22.883	106.8	28.957	13.978	114.1	14.106	101.2	1:19.924	89.14	1.212	14:21:42.634
6 -	22.834	113.3	29.043	13.479	117.9	14.885	98.8	1:20.241	88.79	1.529	14:23:02.875
7 -	22.863	107.2	28.779	13.610	117.7	14.491	102.1	1:19.743	89.34	1.031	14:24:22.618
8 -	22.716	112.9	28.719	13.703	117.9	14.237	99.1	1:19.375	89.75	0.663	14:25:41.993
9 -	22.718	110.1	28.642	13.657	113.7	14.415	99.8	1:19.432	89.69	0.720	14:27:01.425
10 -	23.158	105.3	28.797	13.616	116.9	14.255	98.8	1:19.826	89.25	1.114	14:28:21.251
11 -	22.821	109.4	28.375	13.585	115.3	14.063	100.9	1:18.844	90.36	0.132	14:29:40.095
12 -	22.551	112.2	28.759	13.602	117.1	14.061	99.2	1:18.973	90.21	0.261	14:30:59.068
13 -	22.792	109.6	28.871	13.682	116.9	14.151	99.4	1:19.496	89.62	0.784	14:32:18.564
14 -	22.873	109.1	28.582	13.848	112.5	14.241	100.9	1:19.544	89.56	0.832	14:33:38.108
15 -	22.883	109.2	28.698	13.669	113.9	14.305	99.2	1:19.555	89.55	0.843	14:34:57.663
16 -	22.750	110.3	28.562	13.707	113.9	14.221	99.2	1:19.240	89.91	0.528	14:36:16.903
17 -	22.797	112.5	28.577	13.774	114.7	14.119	102.1	1:19.267	89.88	0.555	14:37:36.170
18 -	22.553	112.2	28.549	13.617	114.5	13.993	101.8	1:18.712 (1)	90.51		14:38:54.882
19 -	22.617	109.6	28.488	13.539	115.3	14.093	100.4	1:18.737 (3)	90.48	0.025	14:40:13.619
20 -	22.736	109.2	28.429	13.647	113.9	14.304	99.8	1:19.116	90.05	0.404	14:41:32.735
21 -	23.131	109.6	28.501	13.761	113.5	14.308	98.9	1:19.701	89.39	0.989	14:42:52.436
22 -	22.849	108.5	28.526	13.672	115.5	14.163	100.1	1:19.210	89.94	0.498	14:44:11.646
23 -	22.602	110.3	28.457	13.639	113.5	14.015	99.7	1:18.713 (2)	90.51	0.001	14:45:30.359

P16 11		Rossi DOBSON				Honda - Rossi Dobson					
IDEAL LAP TIME : 1:18.430		BEST LAP TIME : 1:18.875				DIFFERENCE : 0.445					
LAP	SECTOR 1	SECTOR 2	SECTOR 3	SECTOR 4	LAP TIME	MPH	DIFF	TIME OF DAY			
1 -		107.2	29.369	13.711	118.3	14.758	100.1	1:26.041	82.80	7.166	14:16:21.753
2 -	22.654	110.3	28.777	13.691	115.5	14.293	103.5	1:19.415	89.71	0.540	14:17:41.168
3 -	23.267	107.0	29.002	13.658	115.3	14.261	103.8	1:20.188	88.84	1.313	14:19:01.356
4 -	23.221	110.0	28.903	13.589	119.1	14.535	103.0	1:20.248	88.78	1.373	14:20:21.604
5 -	23.138	107.2	29.305	13.755	116.1	14.394	102.1	1:20.592	88.40	1.717	14:21:42.196
6 -	23.069	111.4	28.736	13.738	116.1	14.474	101.0	1:20.017	89.03	1.142	14:23:02.213
7 -	22.885	111.8	28.852	13.742	116.7	14.271	102.9	1:19.750	89.33	0.875	14:24:21.963
8 -	23.568	109.8	28.870	13.502	118.9	14.298	104.0	1:20.238	88.79	1.363	14:25:42.201
9 -	22.951	106.8	29.128	13.791	114.5	14.691	102.1	1:20.561	88.43	1.686	14:27:02.762
10 -	22.952	111.2	28.645	13.600	116.1	14.160	104.5	1:19.357	89.77	0.482	14:28:22.119
11 -	23.379	102.7	28.897	13.608	116.3	14.616	100.7	1:20.500	88.50	1.625	14:29:42.619
12 -	22.953	111.6	28.797	13.664	116.3	14.138	102.7	1:19.552	89.55	0.677	14:31:02.171
13 -	22.906	110.5	28.745	13.587	116.7	14.209	103.2	1:19.447	89.67	0.572	14:32:21.618
14 -	23.011	110.5	28.783	13.587	115.9	14.184	104.3	1:19.565	89.54	0.690	14:33:41.183
15 -	22.697	113.5	28.511	13.517	116.7	14.183	102.6	1:18.908 (2)	90.29	0.033	14:35:00.091
16 -	22.895	111.4	28.508	13.542	115.7	14.198	102.9	1:19.143	90.02	0.268	14:36:19.234
17 -	22.866	112.0	28.330	13.687	115.3	14.158	102.7	1:19.041	90.13	0.166	14:37:38.275
18 -	22.773	113.7	28.445	13.592	115.3	14.206	103.4	1:19.016	90.16	0.141	14:38:57.291
19 -	22.900	111.6	28.472	13.473	116.7	14.095	103.0	1:18.940	90.25	0.065	14:40:16.231
20 -	23.353	110.0	28.774	13.407	117.9	14.239	102.9	1:19.773	89.31	0.898	14:41:36.004
21 -	22.854	114.5	28.767	13.821	116.3	14.423	103.2	1:19.865	89.20	0.990	14:42:55.869
22 -	22.784	114.5	28.274	13.713	115.7	14.141	102.9	1:18.912 (3)	90.28	0.037	14:44:14.781
23 -	22.803	115.1	28.370	13.501	116.3	14.201	103.2	1:18.875 (1)	90.32		14:45:33.656

Weather / Track : Bright / Dry

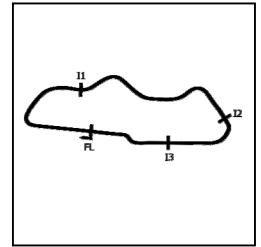
Donington Park National
Circuit Length = 1.9790 miles
Start: 14:14 Flag 14:45 End: 14:47

MCRCB BULLETIN TK149

2020 Bennetts British Superbike Championship - Quattro Group Round 1

2020 Honda British Talent Cup

RACE 1 - SECTOR ANALYSIS



SECTOR 1 = FL to I1, SECTOR 2 = I1 to I2, SECTOR 3 = I2 to I3, SECTOR 4 = I3 to FL, DIFF = Difference To Personal Best Lap, P = Crossed Finish Line in Pit Lane, D = Time Disallowed

P17 44		Lucas HILL		Honda - Ashcourt Racing								
IDEAL LAP TIME : 1:18.020		BEST LAP TIME : 1:18.384		DIFFERENCE : 0.364								
LAP	SECTOR 1	SECTOR 2	SECTOR 3	SECTOR 4	LAP TIME	MPH	DIFF	TIME OF DAY				
1 -		104.0	29.437	13.750	118.5	14.493	101.3	1:26.643	82.22	8.259	14:16:22.355	
2 -	22.807	103.7	29.005	13.800	115.5	14.410	103.2	1:20.022	89.03	1.638	14:17:42.377	
3 -	23.051	108.2	29.027	13.667	116.3	14.163	103.0	1:19.908	89.16	1.524	14:19:02.285	
4 -	22.916	111.4	28.985	13.591	119.1	14.418	103.8	1:19.910	89.15	1.526	14:20:22.195	
5 -	23.071	100.0	29.259	14.088	112.5	14.651	101.6	1:21.069	87.88	2.685	14:21:43.264	
6 -	22.901	107.8	29.908	13.705	116.7	14.234	103.2	1:20.748	88.23	2.364	14:23:04.012	
7 -	22.545	113.1	29.074	13.499	118.3	15.017	99.2	1:20.135	88.90	1.751	14:24:24.147	
8 -	23.654	106.1	28.947	13.733	116.9	14.178	102.4	1:20.512	88.49	2.128	14:25:44.659	
9 -	23.337	100.7	28.954	13.671	116.5	14.125	103.0	1:20.087	88.96	1.703	14:27:04.746	
10 -	22.696	109.8	28.817	13.552	117.5	14.187	103.0	1:19.252	89.89	0.868	14:28:23.998	
11 -	22.891	104.6	28.580	13.312	120.4	15.202	100.7	1:19.985	89.07	1.601	14:29:43.983	
12 -	22.805	108.0	29.535	13.647	117.5	14.114	103.7	1:20.101	88.94	1.717	14:31:04.084	
13 -	22.439	109.4	28.719	13.461	119.1	14.162	104.3	1:18.781	(3)	0.397	14:32:22.865	
14 -	22.959	100.7	28.735	13.526	116.9	14.414	102.7	1:19.634	89.46	1.250	14:33:42.499	
15 -	22.632	111.4	28.324	13.483	117.1	13.945	104.0	1:18.384	(1)	90.89	14:35:00.883	
16 -	22.463	108.5	28.427	13.497	117.5	14.181	102.9	1:18.568	(2)	90.68	0.184	14:36:19.451
17 -	22.878	108.5	28.399	13.569	116.7	14.212	103.5	1:19.058	90.11	0.674	14:37:38.509	
18 -	22.806	107.3	28.339	13.570	115.9	14.228	104.8	1:18.943	90.25	0.559	14:38:57.452	
19 -	22.973	107.8	28.426	13.518	116.9	14.020	104.2	1:18.937	90.25	0.553	14:40:16.389	
20 -	23.022	109.2	28.677	13.541	116.9	14.267	101.6	1:19.507	89.61	1.123	14:41:35.896	
21 -	22.665	108.9	28.978	13.846	113.9	14.333	102.2	1:19.822	89.25	1.438	14:42:55.718	
22 -	23.455	106.6	29.292	13.641	115.5	14.143	103.2	1:20.531	88.47	2.147	14:44:16.249	
23 -	22.562	109.8	28.546	13.539	116.1	14.523	101.2	1:19.170	89.99	0.786	14:45:35.419	

P18 69		Gary SCOTT		Honda - Scott Racing								
IDEAL LAP TIME : 1:18.631		BEST LAP TIME : 1:18.894		DIFFERENCE : 0.263								
LAP	SECTOR 1	SECTOR 2	SECTOR 3	SECTOR 4	LAP TIME	MPH	DIFF	TIME OF DAY				
1 -		109.6	29.222	13.771	118.5	14.664	100.3	1:24.954	83.86	6.060	14:16:20.666	
2 -	23.084	111.2	28.657	13.772	114.7	14.569	101.0	1:20.082	88.96	1.188	14:17:40.748	
3 -	23.387	102.6	28.921	13.626	115.9	14.491	99.7	1:20.425	88.58	1.531	14:19:01.173	
4 -	22.988	109.1	28.840	14.039	116.7	14.456	100.9	1:20.323	88.69	1.429	14:20:21.496	
5 -	23.047	107.3	28.799	13.810	116.9	14.362	100.0	1:20.018	89.03	1.124	14:21:41.514	
6 -	22.580	110.7	28.866	13.735	114.5	14.433	101.6	1:19.614	89.48	0.720	14:23:01.128	
7 -	22.980	103.8	28.687	13.914	115.7	14.556	100.7	1:20.137	88.90	1.243	14:24:21.265	
8 -	22.858	110.0	28.421	13.955	113.9	14.246	101.6	1:19.480	89.64	0.586	14:25:40.745	
9 -	23.334	109.2	28.781	13.766	114.5	14.262	102.4	1:20.143	88.89	1.249	14:27:00.888	
10 -	22.679	109.6	28.607	13.752	113.7	14.488	101.2	1:19.526	89.58	0.632	14:28:20.414	
11 -	22.722	110.0	28.502	13.770	115.3	14.216	102.4	1:19.210	(2)	89.94	0.316	14:29:39.624
12 -	22.822	108.7	28.816	13.682	115.7	14.074	103.7	1:19.394	89.73	0.500	14:30:59.018	
13 -	22.640	107.0	28.810	13.796	114.7	30.981	83.4	1:36.227	74.03	17.333	14:32:35.245	
14 -	23.762	111.2	28.620	13.592	115.3	14.468	100.7	1:20.442	88.56	1.548	14:33:55.687	
15 -	22.784	108.5	28.670	13.742	115.7	14.150	101.5	1:19.346	89.79	0.452	14:35:15.033	
16 -	25.509	94.9	28.601	13.798	114.9	14.146	101.8	1:22.054	86.82	3.160	14:36:37.087	
17 -	22.969	112.9	28.634	13.982	111.4	14.525	101.9	1:20.110	88.93	1.216	14:37:57.197	
18 -	22.626	110.5	29.213	13.672	115.1	14.141	102.4	1:19.652	89.44	0.758	14:39:16.849	
19 -	22.544	113.5	28.433	13.698	116.3	14.219	100.6	1:18.894	(1)	90.30	14:40:35.743	
20 -	22.876	110.3	28.463	13.681	114.9	14.278	101.3	1:19.298	(3)	89.84	0.404	14:41:55.041
21 -	22.922	110.7	28.652	13.879	113.3	14.395	101.3	1:19.848	89.22	0.954	14:43:14.889	
22 -	23.253	110.3	28.726	13.910	113.3	14.546	101.9	1:20.435	88.57	1.541	14:44:35.324	
23 -	22.952	109.4	28.968	13.825	115.5	14.582	100.4	1:20.327	88.69	1.433	14:45:55.651	

Weather / Track : Bright / Dry

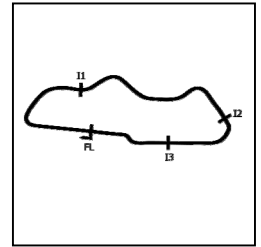
Donington Park National
 Circuit Length = 1.9790 miles
 Start: 14:14 Flag 14:45 End: 14:47

MCRCB BULLETIN TK149

2020 Bennetts British Superbike Championship - Quattro Group Round 1

2020 Honda British Talent Cup

RACE 1 - SECTOR ANALYSIS



SECTOR 1 = FL to I1, SECTOR 2 = I1 to I2 SECTOR 3 = I2 to I3, SECTOR 4 = I3 to FL, DIFF = Difference To Personal Best Lap, P = Crossed Finish Line in Pit Lane, D = Time Disallowed

P19 57		Josh HIATT				Honda - Wilson Racing					
IDEAL LAP TIME : 1:18.835		BEST LAP TIME : 1:19.544				DIFFERENCE : 0.709					
LAP	SECTOR 1	SECTOR 2	SECTOR 3	SECTOR 4	LAP TIME	MPH	DIFF	TIME OF DAY			
1 -		108.5	29.357	13.768 116.3	14.106	99.5	1:25.274	83.54	5.730	14:16:20.986	
2 -	22.959	108.4	28.700	13.765 112.7	14.458 99.1	1:19.882	89.18	0.338	14:17:40.868		
3 -	23.022	103.8	28.783	13.724 111.8	14.722 96.1	1:20.251	88.77	0.707	14:19:01.119		
4 -	23.321	106.6	28.800	13.819 113.9	14.255 98.5	1:20.195	88.84	0.651	14:20:21.314		
5 -	23.132	107.8	28.511	13.733 112.2	14.200 98.9	1:19.576 (2)	89.53	0.032	14:21:40.890		
6 -	23.086	106.0	28.822	13.725 112.2	14.175 98.8	1:19.808	89.27	0.264	14:23:00.698		
7 -	23.328	102.9	29.108	13.878 112.4	14.395 98.2	1:20.709	88.27	1.165	14:24:21.407		
8 -	23.088	107.2	28.391	13.694 112.5	14.371 99.4	1:19.544 (1)	89.56		14:25:40.951		
9 -	23.323	107.8	29.126	13.798 112.4	14.315 100.4	1:20.562	88.43	1.018	14:27:01.513		
10 -	22.948	106.5	28.753	13.730 112.4	14.820 98.8	1:20.251	88.77	0.707	14:28:21.764		
11 -	23.597	103.8	29.534	13.657 115.3	14.601 98.5	1:21.389	87.53	1.845	14:29:43.153		
12 -	23.032	106.5	28.877	13.681 112.7	14.375 100.4	1:19.965	89.09	0.421	14:31:03.118		
13 -	22.886	108.9	29.075	13.528 114.9	14.166 100.3	1:19.655 (3)	89.44	0.111	14:32:22.773		
14 -	22.810 110.0	28.774	13.683 112.9	18.940 90.4	1:24.207	84.60	4.663	14:33:46.980			
15 -	23.930	101.6	29.727	14.212 110.7	14.668 96.2	1:22.537	86.32	2.993	14:35:09.517		
16 -	23.753	100.7	29.526	14.087 108.9	14.785 96.5	1:22.151	86.72	2.607	14:36:31.668		
17 -	23.995	102.1	29.811	14.165 107.8	14.664 96.8	1:22.635	86.21	3.091	14:37:54.303		
18 -	23.205	107.2	29.278	13.921 108.9	14.462 96.9	1:20.866	88.10	1.322	14:39:15.169		
19 -	23.499	105.8	29.463	13.874 111.8	14.352 96.6	1:21.188	87.75	1.644	14:40:36.357		
20 -	23.431	105.8	29.332	14.043 108.4	14.564 94.6	1:21.370	87.55	1.826	14:41:57.727		
21 -	23.900	101.8	30.436	14.433 105.8	14.584 94.1	1:23.353	85.47	3.809	14:43:21.080		
22 -	24.136	100.6	30.275	14.708 102.6	14.864 94.2	1:23.983	84.83	4.439	14:44:45.063		
23 -	24.214	99.8	30.229	14.649 103.4	14.841 91.6	1:23.933	84.88	4.389	14:46:08.996		

P20 66		Annabel THOMAS				Honda - Four Anjels Racing					
IDEAL LAP TIME : 1:18.651		BEST LAP TIME : 1:18.853				DIFFERENCE : 0.202					
LAP	SECTOR 1	SECTOR 2	SECTOR 3	SECTOR 4	LAP TIME	MPH	DIFF	TIME OF DAY			
1 -		99.4	29.357	13.762 117.7	15.412 96.0	1:27.817	81.13	8.964	14:16:23.529		
2 -	22.977	101.8	28.957	13.818 113.5	14.599 100.7	1:20.351	88.66	1.498	14:17:43.880		
3 -	22.616	109.8	28.811	13.711 114.1	14.604 100.6	1:19.742	89.34	0.889	14:19:03.622		
4 -	22.636	107.7	28.975	13.640 115.9	14.324 100.6	1:19.575	89.53	0.722	14:20:23.197		
5 -	22.711	106.0	29.501	13.999 116.3	14.317 100.7	1:20.528	88.47	1.675	14:21:43.725		
6 -	22.632	106.8	28.828	13.617 116.7	15.249 97.5	1:20.326	88.69	1.473	14:23:04.051		
7 -	22.714	109.8	28.547	13.541 115.5	14.664 98.6	1:19.466	89.65	0.613	14:24:23.517		
8 -	22.560 110.7	28.541	13.589 117.7	14.493 100.7	1:19.183 (2)	89.97	0.330	14:25:42.700			
9 -	22.609	107.0	28.820	13.936 112.2	14.636 101.2	1:20.001	89.05	1.148	14:27:02.701		
10 -	22.534	109.4	28.722	13.568 115.9	14.542 101.0	1:19.366	89.76	0.513	14:28:22.067		
11 -	23.612	99.1	29.251	13.681 115.1	15.484 95.8	1:22.028	86.85	3.175	14:29:44.095		
12 -	22.794	107.7	29.009	13.487 116.1	14.378 99.5	1:19.668	89.42	0.815	14:31:03.763		
13 -	22.528	108.9	28.439	13.499 117.1	14.387 100.1	1:18.853 (1)	90.35		14:32:22.616		
14 -	22.545	104.8	28.536	13.632 114.9	48.514 95.0	1:53.227	62.92	34.374	14:34:15.843		
15 -	23.105	103.7	28.922	13.635 114.7	14.512 98.6	1:20.174	88.86	1.321	14:35:36.017		
16 -	22.803	106.6	28.420	13.621 116.3	14.427 99.5	1:19.271	89.87	0.418	14:36:55.288		
17 -	22.996	94.6	29.011	13.741 113.7	14.278 99.5	1:20.026	89.02	1.173	14:38:15.314		
18 -	22.894	107.2	28.656	13.602 115.3	14.422 99.1	1:19.574	89.53	0.721	14:39:34.888		
19 -	22.855	105.8	28.625	13.775 115.1	14.887 95.1	1:20.142	88.90	1.289	14:40:55.030		
20 -	22.756	104.8	28.429	13.609 115.3	14.411 98.9	1:19.205 (3)	89.95	0.352	14:42:14.235		
21 -	22.826	106.5	28.578	13.733 113.9	14.243 98.8	1:19.380	89.75	0.527	14:43:33.615		
22 -	22.686	107.0	28.601	13.654 114.1	14.275 99.2	1:19.216	89.93	0.363	14:44:52.831		
23 -	22.826	107.8	28.874	13.515 115.5	14.216	99.4	1:19.431	89.69	0.578	14:46:12.262	

Weather / Track : Bright / Dry

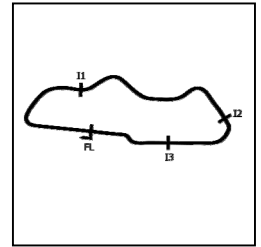
Donington Park National
Circuit Length = 1.9790 miles
Start: 14:14 Flag 14:45 End: 14:47

MCRCB BULLETIN TK149

2020 Bennetts British Superbike Championship - Quattro Group Round 1

2020 Honda British Talent Cup

RACE 1 - SECTOR ANALYSIS



SECTOR 1 = FL to I1, SECTOR 2 = I1 to I2, SECTOR 3 = I2 to I3, SECTOR 4 = I3 to FL, DIFF = Difference To Personal Best Lap, P = Crossed Finish Line in Pit Lane, D = Time Disallowed

P21 65		Alexander ROWAN				Honda - Alexander Rowan Racing					
IDEAL LAP TIME : 1:20.059		BEST LAP TIME : 1:20.231				DIFFERENCE : 0.172					
LAP	SECTOR 1	SECTOR 2	SECTOR 3	SECTOR 4	LAP TIME	MPH	DIFF	TIME OF DAY			
1 -		90.1	30.142	14.232	120.2	15.147	102.4	1:30.332	78.87	10.101	14:16:26.044
2 -	23.541	96.4	30.524	14.422	114.3	14.849	102.9	1:23.336	85.49	3.105	14:17:49.380
3 -	23.532	93.2	29.341	13.914	119.4	14.574	104.6	1:21.361	87.56	1.130	14:19:10.741
4 -	23.549	95.1	29.277	13.774	120.9	14.834	103.0	1:21.434	87.48	1.203	14:20:32.175
5 -	23.744	91.3	30.538	13.946	120.0	14.713	104.3	1:22.941	85.90	2.710	14:21:55.116
6 -	23.294	95.7	29.189	13.738	120.0	14.680	104.5	1:20.901	88.06	0.670	14:23:16.017
7 -	23.142	93.3	29.241	13.772	120.0	14.776	103.5	1:20.931	88.03	0.700	14:24:36.948
8 -	23.163	88.7	29.173	13.882	119.6	15.457	101.5	1:21.675	87.23	1.444	14:25:58.623
9 -	23.500	91.4	29.328	13.838	119.1	16.124	100.1	1:22.790	86.05	2.559	14:27:21.413
10 -	23.933	86.0	29.724	13.862	119.1	15.931	99.5	1:23.450	85.37	3.219	14:28:44.863
11 -	23.351	89.1	29.897	13.710	121.3	15.360	102.2	1:22.318	86.55	2.087	14:30:07.181
12 -	23.684	90.6	29.836	13.805	120.6	15.595	102.9	1:22.920	85.92	2.689	14:31:30.101
13 -	23.163	90.8	29.339	13.695	119.6	15.056	102.7	1:21.253	87.68	1.022	14:32:51.354
14 -	23.313	91.0	28.945	13.690	119.8	14.858	103.2	1:20.806	(3) 88.16	0.575	14:34:12.160
15 -	23.468	87.6	29.537	13.630	113.7	14.835	103.4	1:21.470	87.45	1.239	14:35:33.630
16 -	23.208	90.9	29.100	13.720	120.0	14.712	102.9	1:20.740	(2) 88.24	0.509	14:36:54.370
17 -	23.644	85.4	29.798	13.843	118.3	14.736	102.6	1:22.021	86.86	1.790	14:38:16.391
18 -	22.937	90.4	28.982	13.676	119.4	14.636	103.0	1:20.231	(1) 88.80		14:39:36.622
19 -	23.512	91.5	29.010	13.740	119.1	15.004	103.0	1:21.266	87.67	1.035	14:40:57.888
20 -	23.392	88.3	29.323	13.777	118.7	14.841	102.6	1:21.333	87.59	1.102	14:42:19.221
21 -	23.571	87.8	29.239	13.742	119.4	14.725	103.2	1:21.277	87.65	1.046	14:43:40.498
22 -	23.398	89.8	29.422	13.603	119.6	14.708	103.0	1:21.131	87.81	0.900	14:45:01.629
23 -	23.353	89.0	29.121	13.637	119.1	14.708	103.7	1:20.819	88.15	0.588	14:46:22.448

P22 90		Harry COOK				Honda - JDF Racing					
IDEAL LAP TIME : 1:20.049		BEST LAP TIME : 1:20.301				DIFFERENCE : 0.252					
LAP	SECTOR 1	SECTOR 2	SECTOR 3	SECTOR 4	LAP TIME	MPH	DIFF	TIME OF DAY			
1 -		97.6	30.277	13.757	116.9	15.197	100.7	1:29.178	79.89	8.877	14:16:24.890
2 -	23.162	101.6	29.602	13.787	116.5	15.064	100.3	1:21.615	87.29	1.314	14:17:46.505
3 -	23.381	98.5	29.943	13.986	114.1	14.857	100.3	1:22.167	86.70	1.866	14:19:08.672
4 -	23.601	95.5	30.534	13.848	115.7	14.916	97.8	1:22.899	85.94	2.598	14:20:31.571
5 -	23.946	95.3	30.298	14.028	114.3	14.975	100.3	1:23.247	85.58	2.946	14:21:54.818
6 -	23.869	100.7	29.395	13.748	116.7	14.741	101.0	1:21.753	87.14	1.452	14:23:16.571
7 -	23.112	103.5	29.186	13.795	115.7	14.733	101.6	1:20.826	(3) 88.14	0.525	14:24:37.397
8 -	23.240	99.1	29.294	14.010	115.7	15.100	99.4	1:21.644	87.26	1.343	14:25:59.041
9 -	23.307	101.8	29.431	13.659	117.5	16.163	97.6	1:22.560	86.29	2.259	14:27:21.601
10 -	23.864	89.2	29.967	13.752	116.1	15.108	99.2	1:22.691	86.15	2.390	14:28:44.292
11 -	23.300	98.8	29.938	14.061	114.7	14.888	100.4	1:22.187	86.68	1.886	14:30:06.479
12 -	23.925	100.0	30.025	13.775	115.5	14.939	101.2	1:22.664	86.18	2.363	14:31:29.143
13 -	23.408	96.2	29.360	14.195	112.7	14.897	100.4	1:21.860	87.03	1.559	14:32:51.003
14 -	23.068	105.1	29.028	13.793	114.3	14.793	101.2	1:20.682	(2) 88.30	0.381	14:34:11.685
15 -	23.465	98.1	29.672	13.804	114.5	15.018	98.6	1:21.959	86.92	1.658	14:35:33.644
16 -	23.383	92.9	29.477	13.753	114.5	14.737	101.6	1:21.350	87.58	1.049	14:36:54.994
17 -	23.168	97.3	30.036	13.689	115.7	14.702	102.2	1:21.595	87.31	1.294	14:38:16.589
18 -	22.866	96.2	29.280	13.514	116.7	14.641	101.5	1:20.301	(1) 88.72		14:39:36.890
19 -	23.377	94.5	29.099	13.685	116.3	15.114	100.7	1:21.275	87.66	0.974	14:40:58.165
20 -	23.277	78.9	30.176	13.866	114.7	14.884	100.1	1:22.203	86.67	1.902	14:42:20.368
21 -	23.139	103.5	29.370	13.907	113.9	14.776	100.6	1:21.192	87.75	0.891	14:43:41.560
22 -	23.285	104.0	29.315	13.703	114.5	15.083	99.5	1:21.386	87.54	1.085	14:45:02.946
23 -	23.165	100.6	29.183	13.773	115.5	14.979	99.1	1:21.100	87.85	0.799	14:46:24.046

Weather / Track : Bright / Dry

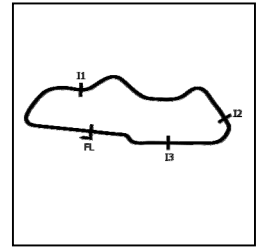
Donington Park National
Circuit Length = 1.9790 miles
Start: 14:14 Flag 14:45 End: 14:47

MCRCB BULLETIN TK149

2020 Bennetts British Superbike Championship - Quattro Group Round 1

2020 Honda British Talent Cup

RACE 1 - SECTOR ANALYSIS



SECTOR 1 = FL to I1, SECTOR 2 = I1 to I2, SECTOR 3 = I2 to I3, SECTOR 4 = I3 to FL, DIFF = Difference To Personal Best Lap, P = Crossed Finish Line in Pit Lane, D = Time Disallowed

P23 2		Rhys COATES				Honda - Ernie Coates Race Support					
IDEAL LAP TIME : 1:19.275		BEST LAP TIME : 1:19.905				DIFFERENCE : 0.630					
LAP	SECTOR 1	SECTOR 2	SECTOR 3	SECTOR 4	LAP TIME	MPH	DIFF	TIME OF DAY			
1 -	97.6	30.534	13.861	117.7	14.849	101.3	1:28.674	80.34	8.769	14:16:24.386	
2 -	23.089	107.0	29.274	13.689	117.7	14.995	99.4	1:21.047	87.90	1.142	14:17:45.433
3 -	23.028	102.9	29.489	13.890	114.7	14.557	100.6	1:20.964	87.99	1.059	14:19:06.397
4 -	23.009	104.8	29.143	13.901	115.7	14.715	99.4	1:20.768	88.21	0.863	14:20:27.165
5 -	23.044	105.8	28.993	13.891	114.9	14.559	100.7	1:20.487	88.51	0.582	14:21:47.652
6 -	23.054	106.1	29.234	13.793	115.3	14.861	99.7	1:20.942	88.02	1.037	14:23:08.594
7 -	23.286	105.8	29.459	13.729	115.5	14.471	101.5	1:20.945	88.01	1.040	14:24:29.539
8 -	22.974	103.4	29.288	13.804	115.5	14.701	100.7	1:20.767	88.21	0.862	14:25:50.306
9 -	23.063	102.7	29.185	13.856	114.5	14.886	99.8	1:20.990	87.96	1.085	14:27:11.296
10 -	22.958	106.3	29.078	13.652	115.3	14.557	101.5	1:20.245	88.78	0.340	14:28:31.541
11 -	22.931	105.1	28.852	13.621	116.3	14.691	98.9	1:20.095	(2) 88.95	0.190	14:29:51.636
12 -	22.864	105.3	29.603	13.549	116.7	14.443	100.7	1:20.459	88.54	0.554	14:31:12.095
13 -	22.870	103.0	28.997	13.677	115.3	14.726	101.5	1:20.270	88.75	0.365	14:32:32.365
14 -	22.753	105.6	29.234	13.572	115.7	14.601	102.1	1:20.160	88.88	0.255	14:33:52.525
15 -	22.847	105.1	28.894	13.616	115.7	14.831	99.7	1:20.188	88.84	0.283	14:35:12.713
16 -	23.176	106.8	28.679	13.650	115.5	14.636	101.0	1:20.141	(3) 88.90	0.236	14:36:32.854
17 -	23.006	99.5	29.810	13.805	114.3	14.407	101.8	1:21.028	87.92	1.123	14:37:53.882
18 -	22.640	102.4	28.799	13.817	112.0	14.649	102.1	1:19.905	(1) 89.16		14:39:13.787

P24 27		Calum BEACH				Honda - Calum Beach Racing / SP125 Racing					
IDEAL LAP TIME : 1:19.211		BEST LAP TIME : 1:19.779				DIFFERENCE : 0.568					
LAP	SECTOR 1	SECTOR 2	SECTOR 3	SECTOR 4	LAP TIME	MPH	DIFF	TIME OF DAY			
1 -	107.7	29.315	13.661	117.9	14.418	100.1	1:25.208	83.61	5.429	14:16:20.920	
2 -	23.169	105.8	28.836	13.704	115.7	14.343	100.7	1:20.052	89.00	0.273	14:17:40.972
3 -	23.022	107.0	28.838	13.619	115.7	14.689	98.1	1:20.168	88.87	0.389	14:19:01.140
4 -	23.689	114.9	28.879	13.784	117.1	14.401	100.4	1:20.753	88.22	0.974	14:20:21.893
5 -	22.990	110.3	28.739	13.655	118.5	14.395	100.7	1:19.779	(1) 89.30		14:21:41.672
6 -	22.734	111.1	29.858	13.684	116.3	14.431	100.9	1:20.707	88.27	0.928	14:23:02.379
7 -	22.962	113.5	28.734	13.848	116.7	14.328	100.6	1:19.872	89.20	0.093	14:24:22.251
8 -	22.977	111.2	28.662	13.774	116.3	14.404	100.0	1:19.817	(3) 89.26	0.038	14:25:42.068
9 -	22.895	110.5	28.899	13.725	115.1	14.446	99.4	1:19.965	89.09	0.186	14:27:02.033
10 -	23.032	106.3	28.661	13.710	116.1	14.379	100.6	1:19.782	(2) 89.30	0.003	14:28:21.815
11 -	23.420	107.3	29.457	13.671	116.1	14.651	99.5	1:21.199	87.74	1.420	14:29:43.014
12 -	23.363	106.6	29.690	13.686	116.1	14.213	101.0	1:20.952	88.01	1.173	14:31:03.966
13 -	23.067	108.9	28.803	13.761	116.5	14.369	100.7	1:20.000	89.05	0.221	14:32:23.966
14 -	23.146	106.0	29.628	13.975	112.7	15.008	100.0	1:21.757	87.14	1.978	14:33:45.723
15 -	23.360	101.6	29.882	13.918	112.5	IN PIT		1:25.145	P 83.67	5.366	14:35:10.868
16 -	OUTLAP	108.9	28.645	13.725	114.7	14.446	100.4	2:01.299	58.73	41.520	14:37:12.167
17 -	23.036	109.8	29.241	14.010	111.2	IN PIT		1:24.375	P 84.44	4.596	14:38:36.542

P25 52		Evan BELFORD				Honda - City Lifting by RS Racing					
IDEAL LAP TIME : 1:15.783		BEST LAP TIME : 1:16.153				DIFFERENCE : 0.370					
LAP	SECTOR 1	SECTOR 2	SECTOR 3	SECTOR 4	LAP TIME	MPH	DIFF	TIME OF DAY			
1 -	111.1	27.562	13.221	120.2	13.767	106.8	1:20.759	88.22	4.606	14:16:16.471	
2 -	22.120	110.5	27.388	13.146	122.4	13.583	106.6	1:16.237	(2) 93.45	0.084	14:17:32.708
3 -	21.898	113.7	27.609	13.277	119.6	13.716	106.1	1:16.500	93.13	0.347	14:18:49.208
4 -	21.855	115.5	27.507	13.308	120.0	13.483	105.0	1:16.153	(1) 93.55		14:20:05.361
5 -	21.766	116.3	27.565	13.507	120.2	13.608	104.5	1:16.446	93.19	0.293	14:21:21.807
6 -	21.942	114.3	27.603	13.375	119.4	13.618	105.0	1:16.538	93.08	0.385	14:22:38.345
7 -	22.137	114.1	27.741	13.290	118.3	13.782	102.9	1:16.950	92.58	0.797	14:23:55.295
8 -	21.903	115.9	27.780	13.192	120.4	13.995	99.5	1:16.870	92.68	0.717	14:25:12.165
9 -	22.144	113.1	27.694	13.465	116.5	13.770	105.0	1:17.073	92.44	0.920	14:26:29.238
10 -	22.071	111.1	27.637	13.262	117.5	13.650	103.2	1:16.620	92.98	0.467	14:27:45.858
11 -	22.059	115.5	27.530	13.228	118.7	13.566	105.3	1:16.383	(3) 93.27	0.230	14:29:02.241

Weather / Track : Bright / Dry

Donington Park National
Circuit Length = 1.9790 miles
Start: 14:14 Flag 14:45 End: 14:47

MCRCB BULLETIN TK150

2020 Bennetts British Superbike Championship - Quattro Group Round 1

2020 Honda British Talent Cup

RACE 1 - BEST SECTORS

SECTOR 1				SECTOR 2				SECTOR 3				SECTOR 4				IDEAL / BEST COMPARISON		
POS	NO	NAME	TIME	NO	NAME	TIME	NO	NAME	TIME	NO	NAME	TIME	POS	NO	NAME	IDEAL	BEST	DIFF
																PERFECT LAP	1:14.957	
1	71	FARRER	21.583	71	FARRER	27.072	72	O'GORMA	12.937	72	O'GORMA	13.365	1	71	FARRER	1:15.104	1:15.691	0.587
2	99	STUART-	21.586	37	TINKER	27.086	71	FARRER	12.969	17	BOURNE	13.384	2	7	LYONS	1:15.243	1:15.648	0.405
3	72	O'GORMA	21.641	7	LYONS	27.090	17	BOURNE	12.984	7	LYONS	13.447	3	17	BOURNE	1:15.322	1:15.600	0.278
4	7	LYONS	21.646	16	CLARIDG	27.146	16	CLARIDG	12.998	71	FARRER	13.480	4	99	STUART-CAMPBELL	1:15.327	1:15.786	0.459
5	8	O'SHEA	21.664	99	STUART-	27.222	99	STUART-	13.019	52	BELFORD	13.483	5	72	O'GORMAN	1:15.328	1:15.508	0.180
6	17	BOURNE	21.666	17	BOURNE	27.288	37	TINKER	13.038	99	STUART-	13.500	6	37	TINKER	1:15.351	1:15.792	0.441
7	37	TINKER	21.674	8	O'SHEA	27.293	7	LYONS	13.060	16	CLARIDG	13.516	7	16	CLARIDGE	1:15.442	1:15.643	0.201
8	52	BELFORD	21.766	72	O'GORMA	27.385	8	O'SHEA	13.113	46	DUFTON	13.527	8	8	O'SHEA	1:15.651	1:15.774	0.123
9	16	CLARIDG	21.782	52	BELFORD	27.388	52	BELFORD	13.146	37	TINKER	13.553	9	52	BELFORD	1:15.783	1:16.153	0.370
10	4	MOUNSEY	22.107	46	DUFTON	27.620	46	DUFTON	13.215	8	O'SHEA	13.581	10	46	DUFTON	1:16.639	1:16.963	0.324
11	74	COOK	22.114	74	COOK	27.767	74	COOK	13.280	74	COOK	13.624	11	74	COOK	1:16.785	1:17.249	0.464
12	43	HITCHCO	22.179	15	CROSBY	27.780	43	HITCHCO	13.288	15	CROSBY	13.821	12	15	CROSBY	1:17.278	1:17.418	0.140
13	46	DUFTON	22.277	43	HITCHCO	28.021	44	HILL	13.312	4	MOUNSEY	13.875	13	43	HITCHCOCK	1:17.411	1:17.746	0.335
14	15	CROSBY	22.341	48	WALKER	28.250	4	MOUNSEY	13.320	43	HITCHCO	13.923	14	4	MOUNSEY	1:17.755	1:18.308	0.553
15	44	HILL	22.439	11	DOBSON	28.274	15	CROSBY	13.336	44	HILL	13.945	15	44	HILL	1:18.020	1:18.384	0.364
16	48	WALKER	22.459	44	HILL	28.324	11	DOBSON	13.407	48	WALKER	13.986	16	48	WALKER	1:18.226	1:18.440	0.214
17	14	PENDRIL	22.506	14	PENDRIL	28.375	14	PENDRIL	13.479	14	PENDRIL	13.993	17	14	PENDRILL	1:18.353	1:18.712	0.359
18	66	THOMAS	22.528	57	HIATT	28.391	66	THOMAS	13.487	69	SCOTT	14.074	18	11	DOBSON	1:18.430	1:18.875	0.445
19	69	SCOTT	22.544	66	THOMAS	28.420	90	COOK	13.514	11	DOBSON	14.095	19	69	SCOTT	1:18.631	1:18.894	0.263
20	2	COATES	22.640	69	SCOTT	28.421	57	HIATT	13.528	57	HIATT	14.106	20	66	THOMAS	1:18.651	1:18.853	0.202
21	11	DOBSON	22.654	4	MOUNSEY	28.453	48	WALKER	13.531	27	BEACH	14.213	21	57	HIATT	1:18.835	1:19.544	0.709
22	27	BEACH	22.734	27	BEACH	28.645	2	COATES	13.549	66	THOMAS	14.216	22	27	BEACH	1:19.211	1:19.779	0.568
23	57	HIATT	22.810	2	COATES	28.679	69	SCOTT	13.592	2	COATES	14.407	23	2	COATES	1:19.275	1:19.905	0.630
24	90	COOK	22.866	65	ROWAN	28.945	65	ROWAN	13.603	65	ROWAN	14.574	24	90	COOK	1:20.049	1:20.301	0.252
25	65	ROWAN	22.937	90	COOK	29.028	27	BEACH	13.619	90	COOK	14.641	25	65	ROWAN	1:20.059	1:20.231	0.172
26																		

Weather / Track : Bright / Dry

Results can be found at www.tsl-timing.com

Donington Park National
 Circuit Length = 1.9790 miles
 Start: 14:14 Flag 14:45 End: 14:47

Printed - 14:54 Saturday, 08 August 2020

MCRCB BULLETIN TK151**2020 Bennetts British Superbike Championship - Quattro Group Round 1****2020 Honda British Talent Cup****RACE 1 - BEST SPEEDS**

POS	INTERMEDIATE 1			INTERMEDIATE 2			INTERMEDIATE 3			FINISH LINE		
	NO	NAME	MPH	NO	NAME	MPH	NO	NAME	MPH	NO	NAME	MPH
1	17	BOURNE	119.1				72	O'GORMAN	125.2	72	O'GORMAN	109.8
2	8	O'SHEA	118.7				8	O'SHEA	124.5	4	MOUNSEY	107.3
3	16	CLARIDGE	118.3				4	MOUNSEY	123.8	37	TINKER	107.2
4	71	FARRER	117.7				71	FARRER	123.3	8	O'SHEA	107.0
5	72	O'GORMAN	117.1				99	STUART-CAMPBELL	123.3	71	FARRER	106.8
6	7	LYONS	116.7				17	BOURNE	122.9	52	BELFORD	106.8
7	37	TINKER	116.3				37	TINKER	122.9	17	BOURNE	106.1
8	52	BELFORD	116.3				16	CLARIDGE	122.4	99	STUART-CAMPBELL	106.1
9	4	MOUNSEY	115.7				52	BELFORD	122.4	7	LYONS	106.0
10	11	DOBSON	115.1				7	LYONS	122.2	43	HITCHCOCK	105.5
11	99	STUART-CAMPBELL	114.9				65	ROWAN	121.3	16	CLARIDGE	105.0
12	27	BEACH	114.9				46	DUFTON	120.9	46	DUFTON	105.0
13	14	PENDRILL	113.9				74	COOK	120.6	44	HILL	104.8
14	74	COOK	113.7				44	HILL	120.4	48	WALKER	104.6
15	69	SCOTT	113.5				43	HITCHCOCK	120.0	65	ROWAN	104.6
16	46	DUFTON	113.3				48	WALKER	120.0	11	DOBSON	104.5
17	15	CROSBY	113.1				15	CROSBY	119.1	74	COOK	104.0
18	44	HILL	113.1				11	DOBSON	119.1	15	CROSBY	104.0
19	43	HITCHCOCK	112.2				14	PENDRILL	118.7	69	SCOTT	103.7
20	48	WALKER	111.8				69	SCOTT	118.5	90	COOK	102.2
21	66	THOMAS	110.7				27	BEACH	118.5	14	PENDRILL	102.1
22	57	HIATT	110.0				66	THOMAS	117.7	2	COATES	102.1
23	2	COATES	107.0				2	COATES	117.7	66	THOMAS	101.2
24	90	COOK	105.1				90	COOK	117.5	27	BEACH	101.0
25	65	ROWAN	96.4				57	HIATT	116.3	57	HIATT	100.4
26												

Weather / Track : Bright / Dry

Results can be found at www.tsl-timing.comDonington Park National
Circuit Length = 1.9790 miles
Start: 14:14 Flag 14:45 End: 14:47

Printed - 14:54 Saturday, 08 August 2020

MCRCB BULLETIN TK152**2020 Bennetts British Superbike Championship - Quattro Group Round 1****2020 Honda British Talent Cup****RACE 1 - FASTEST LAP CLASSIFICATION**

POS	RACE POS	NO	NAME	NAT	ENTRY	BEST	ON
1	1	72	Casey O'GORMAN	GBR	Honda - Microlise Cresswell Racing	1:15.508	15
2	2	17	Franco BOURNE	GBR	Honda - Franco Bourne Racing / SP125 Racing	1:15.600	5
3	8	16	Harvey CLARIDGE	GBR	Honda - City Lifting / SP125 Racing	1:15.643	5
4	4	7	Jamie LYONS	GBR	Honda - Jamie Lyons Racing	1:15.648	12
5	3	71	Charlie FARRER	GBR	Honda - Victoria House Racing Academy / Mortimer Racing	1:15.691	5
6	5	8	Eddie O'SHEA	GBR	Honda - WAM	1:15.774	15
7	7	99	Bailey STUART-CAMPBELL	GBR	Honda - 151s S-C Racing	1:15.786	5
8	6	37	Corey TINKER	GBR	Honda - Stauff Fluid Power Academy	1:15.792	4
9	25	52	Evan BELFORD	GBR	Honda - City Lifting by RS Racing	1:16.153	4
10	10	46	Elliott DUFTON	GBR	Honda - D&D Racing	1:16.963	5
11	9	74	James COOK	GBR	Honda - Wilson Racing	1:17.249	19
12	11	15	Harrison CROSBY	GBR	Honda - Banks Racing	1:17.418	7
13	12	43	Ryan HITCHCOCK	GBR	Honda - Wilson Racing	1:17.746	13
14	14	4	Sullivan MOUNSEY	GBR	Honda - Lloyd & Jones PR Racing	1:18.308	15
15	17	44	Lucas HILL	GBR	Honda - Ashcourt Racing	1:18.384	15
16	13	48	Ollie WALKER	GBR	Honda - Moto Rapido / SP125 Racing	1:18.440	18
17	15	14	Evann PENDRILL	GBR	Honda - VHC Racing	1:18.712	18
18	20	66	Annabel THOMAS	GBR	Honda - Four Anjels Racing	1:18.853	13
19	16	11	Rossi DOBSON	GBR	Honda - Rossi Dobson	1:18.875	23
20	18	69	Gary SCOTT	GBR	Honda - Scott Racing	1:18.894	19
21	19	57	Josh HIATT	GBR	Honda - Wilson Racing	1:19.544	8
22	24	27	Calum BEACH	GBR	Honda - Calum Beach Racing / SP125 Racing	1:19.779	5
23	23	2	Rhys COATES	GBR	Honda - Ernie Coates Race Support	1:19.905	18
24	21	65	Alexander ROWAN	GBR	Honda - Alexander Rowan Racing	1:20.231	18
25	22	90	Harry COOK	GBR	Honda - JDF Racing	1:20.301	18

Weather / Track : Bright / Dry

Results can be found at www.tsl-timing.comDonington Park National
Circuit Length = 1.9790 miles
Start: 14:14 Flag 14:45 End: 14:47

Printed - 14:51 Saturday, 08 August 2020

MCRCB BULLETIN TK153

2020 Bennetts British Superbike Championship - Quattro Group Round 1

2020 Honda British Talent Cup

RACE 1 - STATISTICS

Competitors Started	25
Planned Start	2020-08-08 @ 14:15:00.000
Actual Start	2020-08-08 @ 14:14:55.711
Finish Time	2020-08-08 @ 14:45:26.109
Track Length	1.9790mi.
Total Laps	565
Total Distance Covered	1118.1729mi.

Session Fastest Lap History

NO	NAME	LAP TIME	TIME OF DAY	LAP	VEHICLE
72	Casey O'GORMAN	1:16.190	14:17:31.646	2	Honda
71	Charlie FARRER	1:16.112	14:17:32.000	2	Honda
72	Casey O'GORMAN	1:15.826	14:18:47.472	3	Honda
17	Franco BOURNE	1:15.776	14:18:47.921	3	Honda
71	Charlie FARRER	1:15.691	14:21:19.430	5	Honda
17	Franco BOURNE	1:15.600	14:21:19.562	5	Honda
72	Casey O'GORMAN	1:15.508	14:34:00.977	15	Honda

Session Leader History

NO	NAME	FROM LAP	LAPS LED	DISTANCE	VEHICLE
72	Casey O'GORMAN	1	5	9.85 miles	Honda
71	Charlie FARRER	6	1	1.97 miles	Honda
72	Casey O'GORMAN	7	3	5.93 miles	Honda
17	Franco BOURNE	10	1	1.97 miles	Honda
72	Casey O'GORMAN	11	3	5.93 miles	Honda
17	Franco BOURNE	14	1	1.97 miles	Honda
72	Casey O'GORMAN	15	10	19.79 miles	Honda

Flag History

TYPE	TIME OF DAY
GREEN	14:14:55.711
FINISH	14:45:26.109

Flag Statistics

TYPE	COUNT	TOTAL LAPS	TOTAL TIME
Green	1	24	32:20.369
Red	0	0	0.000
Safety Car	0	0	0.000
FCY	0	0	0.000

Weather / Track : Bright / Dry

Results can be found at www.tsl-timing.com

Donington Park National
Circuit Length = 1.9790 miles
Start: 14:14 Flag 14:45 End: 14:47

Printed - 14:55 Saturday, 08 August 2020

MCRCB BULLETIN TK154

2020 Bennetts British Superbike Championship - Quattro Group Round 1

2020 Honda British Talent Cup

RACE 1 - SESSION NOTES

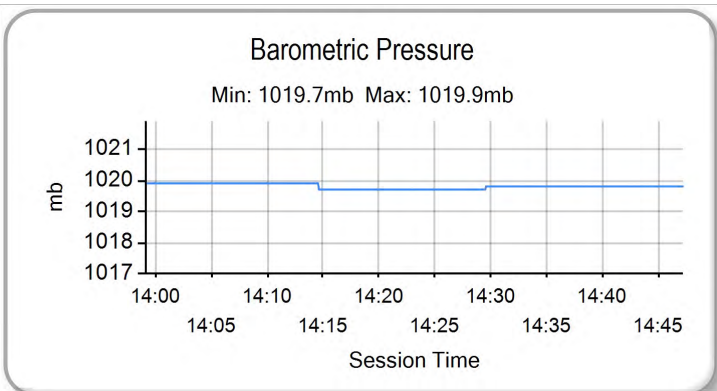
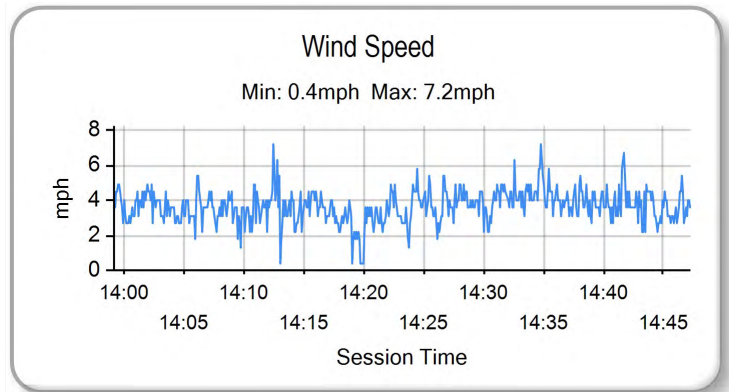
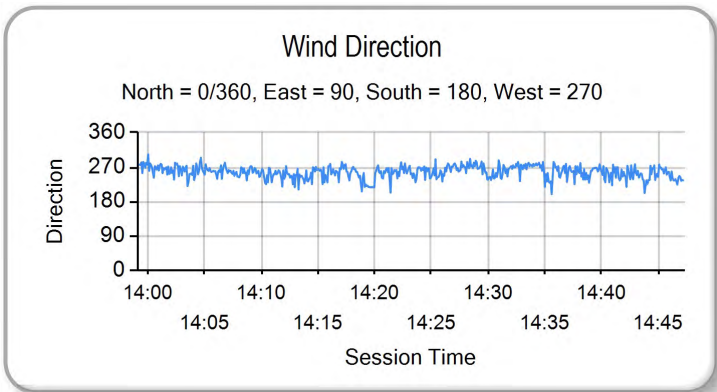
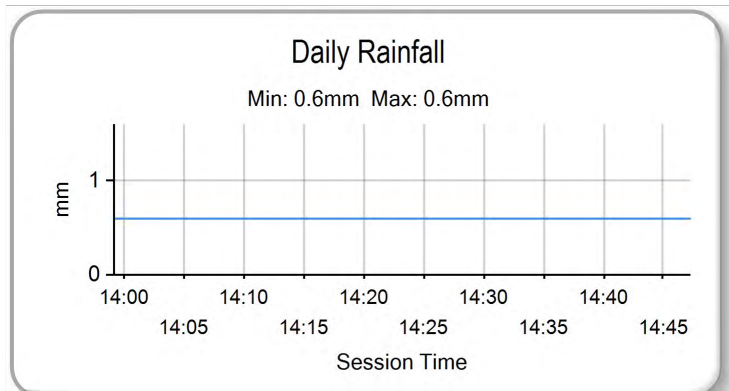
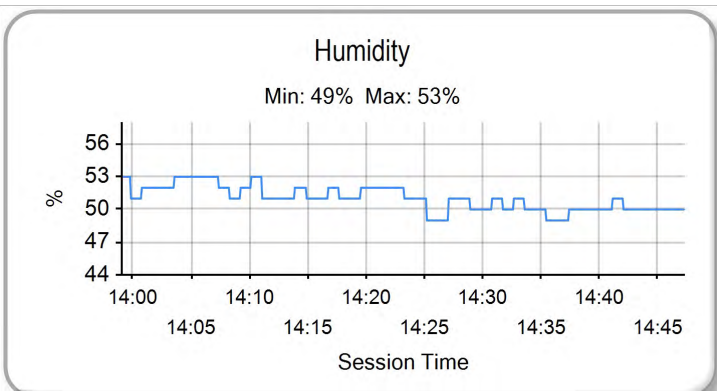
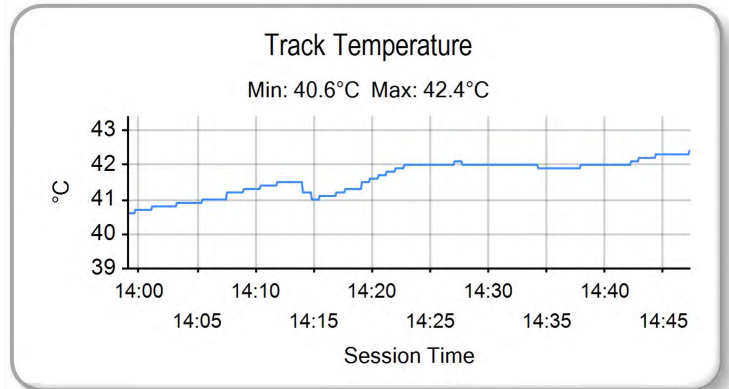
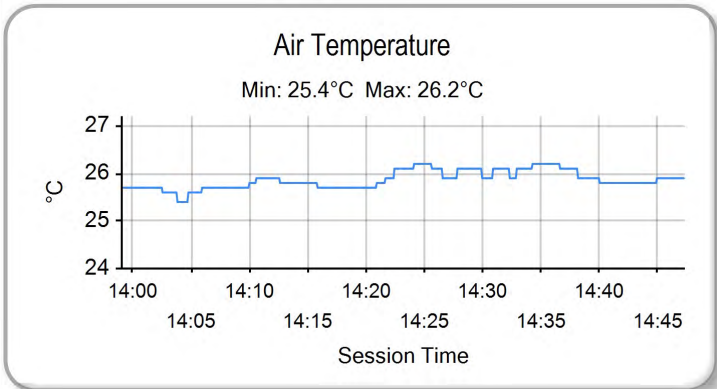
TIME	MESSAGE
14:00:20	PITLANE OPEN
14:05:02	PITLANE CLOSED
14:08:01	5 MINUTES TO WARM UP LAP
14:10:02	3 MINUTES TO WARM UP LAP
14:12:01	1 MINUTE TO WARM UP LAP
14:12:18	30 SECONDS TO WARM UP LAP
14:12:29	GREEN FLAG - WARM UP LAP
14:14:05	RACE START
14:16:49	NO JUMP STARTS
14:30:08	NO. 52 - FALLER AT T6 - RIDER OK
14:35:56	NO. 27 ENTERED PITS
14:36:22	NO. 27 REJOINED
14:36:45	TWO THIRDS DISTANCE COMPLETED
14:38:53	NO.27 ENTERED PITS
14:39:13	NO.27 RETIRED
14:40:44	NO. 2 - FALLER AT T9 - RIDER OK

MCRCB BULLETIN TK155

2020 Bennetts British Superbike Championship - Quattro Group Round 1

2020 Honda British Talent Cup

RACE 1 - WEATHER CONDITIONS



Weather / Track : Bright / Dry

Results can be found at www.tsl-timing.com

Donington Park National
Circuit Length = 1.9790 miles
Start: 14:14 Flag 14:45 End: 14:47

Printed - 14:55 Saturday, 08 August 2020



		TOTAL	GAP	DIFF	1 7th-9th August Donington Park National	2 21st-23rd August Snetterton 300	3 4th-6th September Silverstone National	4 2nd-4th October Donington Park GP	5 16th-18th October Brands Hatch GP	6 Wins	7 Seconds	8 Thirds
1	Casey O'GORMAN	25			25					1	0	0
2	Franco BOURNE	20	5		20					0	1	0
3	Charlie FARRER	16	9	4	16					0	0	1
4	Jamie LYONS	13	12	3	13					0	0	0
5	Eddie O'SHEA	11	14	2	11					0	0	0
6	Corey TINKER	10	15	1	10					0	0	0
7	Bailey STUART-CAMPBELL	9	16	1	9					0	0	0
8	Harvey CLARIDGE	8	17	1	8					0	0	0
9	James COOK	7	18	1	7					0	0	0
10	Elliott DUFTON	6	19	1	6					0	0	0
11	Harrison CROSBY	5	20	1	5					0	0	0
12	Ryan HITCHCOCK	4	21	1	4					0	0	0
13	Ollie WALKER	3	22	1	3					0	0	0
14	Sullivan MOUNSEY	2	23	1	2					0	0	0
15	Evann PENDRILL	1	24	1	1					0	0	0
16		0	25	1						0	0	0
17		0	25	0						0	0	0
18		0	25	0						0	0	0
19		0	25	0						0	0	0
20		0	25	0						0	0	0
21		0	25	0						0	0	0
22		0	25	0						0	0	0
23		0	25	0						0	0	0
24		0	25	0						0	0	0

RACE 11 - GRID (24 Laps) - PROVISIONAL

ROW 9		26	50	Aditya BEHAL	1:20.301	25	90	Harry COOK					
ROW 8	24	65	Alexander ROWAN	1:20.231	23	2	Rhys COATES	1:19.905	22	27	Calum BEACH	1:19.779	
ROW 7		21	57	Josh HIATT	1:19.544	20	69	Gary SCOTT	1:18.894	19	11	Rossi DOBSON	1:18.875
ROW 6	18	66	Annabel THOMAS	1:18.853	17	14	Evann PENDRILL	1:18.712	16	48	Ollie WALKER	1:18.440	
ROW 5		15	44	Lucas HILL	1:18.384	14	4	Sullivan MOUNSEY	1:18.308	13	43	Ryan HITCHCOCK	1:17.746
ROW 4	12	15	Harrison CROSBY	1:17.418	11	74	James COOK	1:17.249	10	46	Elliott DUFTON	1:16.963	
ROW 3		9	52	Evan BELFORD	1:16.153	8	37	Corey TINKER	1:15.792	7	99	Bailey STUART-CAMPBELL	1:15.786
ROW 2	6	8	Eddie O'SHEA	1:15.774	5	71	Charlie FARRER	1:15.691	4	7	Jamie LYONS	1:15.648	
ROW 1		3	16	Harvey CLARIDGE	1:15.643	2	17	Franco BOURNE	1:15.600	1	72	Casey O'GORMAN	1:15.508
												Pole	

Donington Park National
Circuit Length = 1.9790 miles

These results are provisional until the conclusion of any judicial and technical matters.

Race Director :	Stewards :	Timekeeper :
-----------------	------------	--------------

Results can be found at www.britishsuperbike.com

Printed - 14:54 Saturday, 08 August 2020



POS	NO	NAME	NAT	ENTRY	TIME	ON	LAPS	GAP	DIFF	MPH
1	17	Franco BOURNE	GBR	Honda - Franco Bourne Racing / SP125 Racing	1:15.770	7	8			94.02
2	16	Harvey CLARIDGE	GBR	Honda - City Lifting / SP125 Racing	1:15.862	8	8	0.092	0.092	93.91
3	71	Charlie FARRER	GBR	Honda - Victoria House Racing Academy / Mortimer Raci	1:16.843	7	8	1.073	0.981	92.71
4	72	Casey O'GORMAN	GBR	Honda - Microlise Cresswell Racing	1:17.464	8	8	1.694	0.621	91.97
5	15	Harrison CROSBY	GBR	Honda - Banks Racing	1:17.560	6	8	1.790	0.096	91.85
6	37	Corey TINKER	GBR	Honda - Stauff Fluid Power Academy	1:17.615	7	8	1.845	0.055	91.79
7	43	Ryan HITCHCOCK	GBR	Honda - Wilson Racing	1:17.807	6	8	2.037	0.192	91.56
8	48	Ollie WALKER	GBR	Honda - Moto Rapido / SP125 Racing	1:17.852	5	8	2.082	0.045	91.51
9	99	Bailey STUART-CAMPBELL	GBR	Honda - 151s S-C Racing	1:18.607	6	8	2.837	0.755	90.63
10	4	Sullivan MOUNSEY	GBR	Honda - Lloyd & Jones PR Racing	1:18.861	7	8	3.091	0.254	90.34
11	66	Annabel THOMAS	GBR	Honda - Four Anjels Racing	1:18.885	7	8	3.115	0.024	90.31
12	11	Rossi DOBSON	GBR	Honda - Rossi Dobson	1:19.159	6	8	3.389	0.274	90.00
13	57	Josh HIATT	GBR	Honda - Wilson Racing	1:19.295	6	8	3.525	0.136	89.84
14	14	Evann PENDRILL	GBR	Honda - VHC Racing	1:19.313	8	8	3.543	0.018	89.82
15	27	Calum BEACH	GBR	Honda - Calum Beach Racing / SP125 Racing	1:19.680	7	8	3.910	0.367	89.41
16	44	Lucas HILL	GBR	Honda - Ashcourt Racing	1:20.692	6	6	4.922	1.012	88.29
17	52	Evan BELFORD	GBR	Honda - City Lifting by RS Racing	1:21.063	4	5	5.293	0.371	87.89
18	50	Aditya BEHAL	GBR	Honda - Urban Nomads Racing	1:21.086	5	8	5.316	0.023	87.86
19	90	Harry COOK	GBR	Honda - JDF Racing	1:21.130	5	8	5.360	0.044	87.81
20	2	Rhys COATES	GBR	Honda - Ernie Coates Race Support	1:21.943	7	7	6.173	0.813	86.94
21	65	Alexander ROWAN	GBR	Honda - Alexander Rowan Racing	1:23.346	6	7	7.576	1.403	85.48
22	46	Elliott DUFTON	GBR	Honda - D&D Racing			2			
23	74	James COOK	GBR	Honda - Wilson Racing			1			
24	8	Eddie O'SHEA	GBR	Honda - WAM			1			

Weather / Track : Overcast / Dry

These results are provisional until the conclusion of any judicial and technical matters.

Donington Park National

Circuit Length = 1.9790 miles

Start: 09:15 Flag 09:25 End: 09:26

Race Director :	Stewards :	Timekeeper :
-----------------	------------	--------------

Results can be found at www.britishsuperbike.com

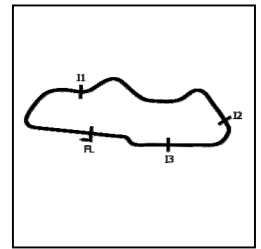
Printed - 09:27 Sunday, 09 August 2020

MCRCB BULLETIN TK218

2020 Bennetts British Superbike Championship - Quattro Group Round 1

2020 Honda British Talent Cup

WARM UP - SECTOR ANALYSIS



SECTOR 1 = FL to I1, SECTOR 2 = I1 to I2, SECTOR 3 = I2 to I3, SECTOR 4 = I3 to FL, DIFF = Difference To Personal Best Lap, P = Crossed Finish Line in Pit Lane, D = Time Disallowed

P1 17		Franco BOURNE				Honda - Franco Bourne Racing / SP125 Racing			
IDEAL LAP TIME : 1:15.694		BEST LAP TIME : 1:15.770				DIFFERENCE : 0.076			
LAP	SECTOR 1	SECTOR 2	SECTOR 3	SECTOR 4	LAP TIME	MPH	DIFF	TIME OF DAY	
1 -	OUTLAP	88.6	31.056	13.941 120.9	14.652 106.1			09:16:30.487	
2 -	22.814	115.1	28.400	13.291 120.4	13.929 105.3	1:18.434	90.83	2.664 09:17:48.921	
3 -	22.048	114.9	27.883	13.522 118.1	13.804 105.6	1:17.257	92.22	1.487 09:19:06.178	
4 -	21.787	118.7	28.198	13.176 123.5	14.093 107.0	1:17.254	92.22	1.484 09:20:23.432	
5 -	22.005	116.9	27.699	13.443 121.5	14.054 105.8	1:17.201	92.28	1.431 09:21:40.633	
6 -	21.958	112.7	27.543	13.181 120.9	13.674 105.8	1:16.356 (3)	93.30	0.586 09:22:56.989	
7 -	21.834	114.1	27.279	13.105 120.2	13.552 104.8	1:15.770 (1)	94.02	09:24:12.759	
8 -	21.875	115.1	27.338	13.076 121.5	13.569 104.8	1:15.858 (2)	93.92	0.088 09:25:28.617	

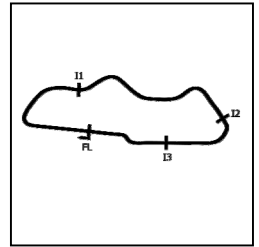
P2 16		Harvey CLARIDGE				Honda - City Lifting / SP125 Racing			
IDEAL LAP TIME : 1:15.728		BEST LAP TIME : 1:15.862				DIFFERENCE : 0.134			
LAP	SECTOR 1	SECTOR 2	SECTOR 3	SECTOR 4	LAP TIME	MPH	DIFF	TIME OF DAY	
1 -	OUTLAP	86.2	30.505	13.792 118.3	14.543 102.6			09:16:29.601	
2 -	22.772	109.8	28.270	13.435 118.7	14.047 103.7	1:18.524	90.73	2.662 09:17:48.125	
3 -	22.196	113.9	27.872	13.757 119.1	13.800 105.1	1:17.625	91.78	1.763 09:19:05.750	
4 -	22.037	116.1	28.232	13.219 122.9	13.917 104.2	1:17.405	92.04	1.543 09:20:23.155	
5 -	21.922	116.5	27.925	13.523 122.0	13.910 103.8	1:17.280	92.19	1.418 09:21:40.435	
6 -	22.020	115.3	27.556	13.271 120.0	13.647 105.1	1:16.494 (3)	93.13	0.632 09:22:56.929	
7 -	22.032	113.1	27.354	13.038 122.6	13.621 106.3	1:16.045 (2)	93.68	0.183 09:24:12.974	
8 -	21.778	115.3	27.410	12.975 123.5	13.699 106.3	1:15.862 (1)	93.91	09:25:28.836	

P3 71		Charlie FARRER				Honda - Victoria House Racing Academy / Mortimer Racing			
IDEAL LAP TIME : 1:16.735		BEST LAP TIME : 1:16.843				DIFFERENCE : 0.108			
LAP	SECTOR 1	SECTOR 2	SECTOR 3	SECTOR 4	LAP TIME	MPH	DIFF	TIME OF DAY	
1 -	OUTLAP	104.5	29.949	13.857 117.9	14.304 101.6			09:16:24.962	
2 -	23.071	110.7	28.542	13.589 117.9	14.280 101.6	1:19.482	89.63	2.639 09:17:44.444	
3 -	22.564	112.9	28.259	13.428 119.6	13.807 103.8	1:18.058	91.27	1.215 09:19:02.502	
4 -	22.372	112.9	27.980	13.397 119.6	13.703 104.6	1:17.452	91.98	0.609 09:20:19.954	
5 -	22.280	113.5	27.774	13.332 119.4	13.675 104.6	1:17.061 (3)	92.45	0.218 09:21:37.015	
6 -	22.297	114.3	27.994	13.468 119.6	13.654 104.8	1:17.413	92.03	0.570 09:22:54.428	
7 -	22.221	112.7	27.704	13.361 119.8	13.557 104.3	1:16.843 (1)	92.71	09:24:11.271	
8 -	22.142	114.9	27.803	13.373 120.0	13.609 104.2	1:16.927 (2)	92.61	0.084 09:25:28.198	

P4 72		Casey O'GORMAN				Honda - Microlise Cresswell Racing			
IDEAL LAP TIME : 1:17.263		BEST LAP TIME : 1:17.464				DIFFERENCE : 0.201			
LAP	SECTOR 1	SECTOR 2	SECTOR 3	SECTOR 4	LAP TIME	MPH	DIFF	TIME OF DAY	
1 -	OUTLAP	89.3	32.543	14.505 121.3	14.744 106.5			09:16:38.502	
2 -	24.223	98.8	30.093	13.969 122.9	14.388 107.5	1:22.673	86.17	5.209 09:18:01.175	
3 -	23.284	104.2	28.821	13.516 124.7	14.544 108.9	1:20.165	88.87	2.701 09:19:21.340	
4 -	22.747	106.0	29.623	13.584 123.8	13.850 108.4	1:19.804	89.27	2.340 09:20:41.144	
5 -	22.436	108.0	28.363	13.398 124.2	13.988 108.2	1:18.185 (3)	91.12	0.721 09:21:59.329	
6 -	22.222	111.6	28.330	13.614 124.2	13.969 107.5	1:18.135 (2)	91.18	0.671 09:23:17.464	
7 -	22.511	110.5	28.230	13.493 122.9	13.980 107.7	1:18.214	91.09	0.750 09:24:35.678	
8 -	22.135	114.1	27.994	13.284 125.4	14.051 108.7	1:17.464 (1)	91.97	09:25:53.142	

Weather / Track : Overcast / Dry

Donington Park National
 Circuit Length = 1.9790 miles
 Start: 09:15 Flag 09:25 End: 09:26



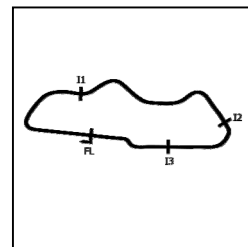
SECTOR 1 = FL to I1, SECTOR 2 = I1 to I2, SECTOR 3 = I2 to I3, SECTOR 4 = I3 to FL, DIFF = Difference To Personal Best Lap, P = Crossed Finish Line in Pit Lane, D = Time Disallowed

P5 15		Harrison CROSBY				Honda - Banks Racing					
IDEAL LAP TIME : 1:17.302		BEST LAP TIME : 1:17.560				DIFFERENCE : 0.258					
LAP	SECTOR 1	SECTOR 2	SECTOR 3	SECTOR 4	LAP TIME	MPH	DIFF	TIME OF DAY			
1 -	OUTLAP	102.2	30.052	13.946	116.5	14.352	103.5		09:16:26.452		
2 -	22.831	111.4	28.528	13.629	117.3	14.235	104.5	1:19.223	89.93	1.663	09:17:45.675
3 -	22.835	112.7	28.585	13.456	117.9	14.169	104.0	1:19.045	90.13	1.485	09:19:04.720
4 -	22.724	114.5	28.182	13.500	119.1	14.179	104.6	1:18.585	90.66	1.025	09:20:23.305
5 -	22.299	116.3	27.962	13.481	120.4	13.963	104.0	1:17.705 (2)	91.68	0.145	09:21:41.010
6 -	22.551	115.1	27.705	13.390	119.6	13.914	105.0	1:17.560 (1)	91.85		09:22:58.570
7 -	22.418	115.9	27.904	13.493	118.3	13.929	103.7	1:17.744 (3)	91.64	0.184	09:24:16.314
8 -	22.671	110.5	28.001	13.384	118.7	13.953	102.9	1:18.009	91.33	0.449	09:25:34.323

P6 37		Corey TINKER				Honda - Stauff Fluid Power Academy					
IDEAL LAP TIME : 1:17.540		BEST LAP TIME : 1:17.615				DIFFERENCE : 0.075					
LAP	SECTOR 1	SECTOR 2	SECTOR 3	SECTOR 4	LAP TIME	MPH	DIFF	TIME OF DAY			
1 -	OUTLAP	90.8	31.115	13.914	121.5	14.833	104.3				09:16:30.940
2 -	23.014	102.2	29.308	13.710	116.9	14.356	102.6	1:20.388	88.62	2.773	09:17:51.328
3 -	22.761	108.4	28.600	13.561	117.7	14.274	104.0	1:19.196	89.96	1.581	09:19:10.524
4 -	22.524	107.0	28.897	13.483	117.7	14.192	104.2	1:19.096	90.07	1.481	09:20:29.620
5 -	22.498	108.9	28.262	13.277	119.1	13.970	104.2	1:18.007 (3)	91.33	0.392	09:21:47.627
6 -	22.452	110.0	28.227	13.369	118.7	13.956	104.3	1:18.004 (2)	91.33	0.389	09:23:05.631
7 -	22.373	110.3	28.009	13.352	118.3	13.881	104.2	1:17.615 (1)	91.79		09:24:23.246
8 -	22.411	110.3	28.196	13.462	117.9	13.970	104.2	1:18.039	91.29	0.424	09:25:41.285

P7 43		Ryan HITCHCOCK				Honda - Wilson Racing					
IDEAL LAP TIME : 1:17.461		BEST LAP TIME : 1:17.807				DIFFERENCE : 0.346					
LAP	SECTOR 1	SECTOR 2	SECTOR 3	SECTOR 4	LAP TIME	MPH	DIFF	TIME OF DAY			
1 -	OUTLAP	102.4	29.274	13.876	118.7	14.465	105.1				09:16:25.304
2 -	23.034	108.0	28.439	13.470	120.2	14.404	106.1	1:19.347	89.79	1.540	09:17:44.651
3 -	22.666	109.6	28.703	13.500	120.2	14.245	105.0	1:19.114	90.05	1.307	09:19:03.765
4 -	22.428	112.7	28.291	13.476	119.4	14.188	105.1	1:18.383	90.89	0.576	09:20:22.148
5 -	22.429	109.1	28.277	13.595	118.3	14.081	103.7	1:18.382 (3)	90.89	0.575	09:21:40.530
6 -	22.409	111.8	27.980	13.481	118.5	13.937	106.6	1:17.807 (1)	91.56		09:22:58.337
7 -	22.245	110.1	28.361	13.637	117.7	14.174	105.6	1:18.417	90.85	0.610	09:24:16.754
8 -	22.414	109.4	28.014	13.299	118.5	14.219	105.3	1:17.946 (2)	91.40	0.139	09:25:34.700

P8 48		Ollie WALKER				Honda - Moto Rapido / SP125 Racing					
IDEAL LAP TIME : 1:17.308		BEST LAP TIME : 1:17.852				DIFFERENCE : 0.544					
LAP	SECTOR 1	SECTOR 2	SECTOR 3	SECTOR 4	LAP TIME	MPH	DIFF	TIME OF DAY			
1 -	OUTLAP	98.2	29.964	13.710	119.1	14.320	105.8				09:16:26.746
2 -	22.790	106.5	28.551	13.449	120.6	14.437	105.5	1:19.227	89.92	1.375	09:17:45.973
3 -	22.794	108.4	28.556	13.297	121.3	14.218	107.2	1:18.865	90.33	1.013	09:19:04.838
4 -	22.355	112.7	28.603	13.413	120.0	14.108	106.6	1:18.479	90.78	0.627	09:20:23.317
5 -	22.557	110.5	27.999	13.219	122.4	14.077	106.1	1:17.852 (1)	91.51		09:21:41.169
6 -	22.602	110.0	27.932	13.314	121.3	14.012	104.5	1:17.860 (2)	91.50	0.008	09:22:59.029
7 -	22.177	114.1	28.045	13.495	119.6	14.179	106.6	1:17.896	91.46	0.044	09:24:16.925
8 -	22.412	107.5	28.132	13.343	120.9	13.980	106.6	1:17.867 (3)	91.49	0.015	09:25:34.792



SECTOR 1 = FL to I1, SECTOR 2 = I1 to I2, SECTOR 3 = I2 to I3, SECTOR 4 = I3 to FL, DIFF = Difference To Personal Best Lap, P = Crossed Finish Line in Pit Lane, D = Time Disallowed

P9 99		Bailey STUART-CAMPBELL				Honda - 151s S-C Racing					
IDEAL LAP TIME : 1:18.551		BEST LAP TIME : 1:18.607				DIFFERENCE : 0.056					
LAP	SECTOR 1	SECTOR 2	SECTOR 3	SECTOR 4	LAP TIME	MPH	DIFF	TIME OF DAY			
1 -	OUTLAP	78.4	33.937	15.091	118.7	15.280	103.7		09:16:45.848		
2 -	25.944	87.9	31.289	14.233	121.1	14.909	106.0	1:26.375	82.48	7.768	09:18:12.223
3 -	24.570	91.0	30.341	14.122	120.6	14.653	105.0	1:23.686	85.13	5.079	09:19:35.909
4 -	23.106	96.9	29.404	13.761	122.6	15.038	106.3	1:21.309	87.62	2.702	09:20:57.218
5 -	22.871	100.6	28.880	13.716	122.2	14.000	107.0	1:19.467 (2)	89.65	0.860	09:22:16.685
6 -	22.583	105.1	28.513	13.533	121.7	13.978	106.8	1:18.607 (1)	90.63		09:23:35.292
7 -	22.688	104.2	28.672	13.582	122.4	14.591	105.5	1:19.533 (3)	89.58	0.926	09:24:54.825
8 -	22.527	103.8	28.959	13.635	122.6	14.627	106.0	1:19.748	89.33	1.141	09:26:14.573

P10 4		Sullivan MOUNSEY				Honda - Lloyd & Jones PR Racing					
IDEAL LAP TIME : 1:18.424		BEST LAP TIME : 1:18.861				DIFFERENCE : 0.437					
LAP	SECTOR 1	SECTOR 2	SECTOR 3	SECTOR 4	LAP TIME	MPH	DIFF	TIME OF DAY			
1 -	OUTLAP	88.3	31.615	14.088	120.6	15.092	106.3				09:16:46.519
2 -	25.680	91.0	31.494	13.752	121.7	15.191	106.5	1:26.117	82.73	7.256	09:18:12.636
3 -	24.300	94.9	29.936	13.690	121.3	14.519	107.2	1:22.445	86.41	3.584	09:19:35.081
4 -	22.980	104.0	29.551	13.680	122.6	14.622	106.6	1:20.833	88.14	1.972	09:20:55.914
5 -	22.779	103.2	28.884	13.531	121.5	13.991	106.6	1:19.185 (3)	89.97	0.324	09:22:15.099
6 -	22.491	107.7	28.811	13.532	121.1	14.290	105.6	1:19.124 (2)	90.04	0.263	09:23:34.223
7 -	22.589	107.5	28.710	13.505	122.4	14.057	107.0	1:18.861 (1)	90.34		09:24:53.084
8 -	22.218	106.1	32.206	14.241	121.3	14.576	104.8	1:23.241	85.59	4.380	09:26:16.325

P11 66		Annabel THOMAS				Honda - Four Anjels Racing					
IDEAL LAP TIME : 1:18.805		BEST LAP TIME : 1:18.885				DIFFERENCE : 0.080					
LAP	SECTOR 1	SECTOR 2	SECTOR 3	SECTOR 4	LAP TIME	MPH	DIFF	TIME OF DAY			
1 -	OUTLAP	93.5	31.168	14.559	113.7	15.791	101.6				09:16:33.765
2 -	23.526	103.5	29.942	13.837	116.5	14.680	101.8	1:21.985	86.90	3.100	09:17:55.750
3 -	23.169	107.8	29.112	13.744	116.1	14.610	102.7	1:20.635	88.35	1.750	09:19:16.385
4 -	22.970	108.5	28.922	13.718	116.5	14.471	103.2	1:20.081 (3)	88.96	1.196	09:20:36.466
5 -	23.211	103.7	29.144	13.544	117.7	14.403	101.8	1:20.302	88.72	1.417	09:21:56.768
6 -	23.031	98.3	29.795	13.952	116.5	14.511	102.4	1:21.289	87.64	2.404	09:23:18.057
7 -	22.746	108.5	28.248	13.490	116.9	14.401	101.9	1:18.885 (1)	90.31		09:24:36.942
8 -	22.681	108.4	28.494	13.635	115.5	14.386	101.8	1:19.196 (2)	89.96	0.311	09:25:56.138

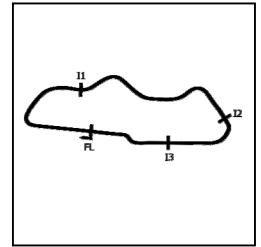
P12 11		Rossi DOBSON				Honda - Rossi Dobson					
IDEAL LAP TIME : 1:18.815		BEST LAP TIME : 1:19.159				DIFFERENCE : 0.344					
LAP	SECTOR 1	SECTOR 2	SECTOR 3	SECTOR 4	LAP TIME	MPH	DIFF	TIME OF DAY			
1 -	OUTLAP	81.2	34.391	14.732	114.9	15.827	102.4				09:16:45.425
2 -	25.307	98.6	30.694	14.107	117.3	15.528	102.9	1:25.636	83.19	6.477	09:18:11.061
3 -	24.127	105.1	30.173	13.808	119.4	14.685	103.5	1:22.793	86.05	3.634	09:19:33.854
4 -	23.013	112.4	29.215	13.860	116.5	15.850	101.8	1:21.938	86.95	2.779	09:20:55.792
5 -	23.070	104.0	28.980	13.528	118.9	14.290	104.0	1:19.868 (3)	89.20	0.709	09:22:15.660
6 -	22.888	114.5	28.360	13.519	118.1	14.392	105.0	1:19.159 (1)	90.00		09:23:34.819
7 -	22.750	114.9	28.785	13.415	119.4	14.432	103.8	1:19.382 (2)	89.75	0.223	09:24:54.201
8 -	22.840	109.4	29.129	13.588	118.1	14.311	104.8	1:19.868 (3)	89.20	0.709	09:26:14.069

MCRCB BULLETIN TK218

2020 Bennetts British Superbike Championship - Quattro Group Round 1

2020 Honda British Talent Cup

WARM UP - SECTOR ANALYSIS



SECTOR 1 = FL to I1, SECTOR 2 = I1 to I2, SECTOR 3 = I2 to I3, SECTOR 4 = I3 to FL, DIFF = Difference To Personal Best Lap, P = Crossed Finish Line in Pit Lane, D = Time Disallowed

P13 57		Josh HIATT				Honda - Wilson Racing			
IDEAL LAP TIME : 1:19.087		BEST LAP TIME : 1:19.295				DIFFERENCE : 0.208			
LAP	SECTOR 1	SECTOR 2	SECTOR 3	SECTOR 4	LAP TIME	MPH	DIFF	TIME OF DAY	
1 -	OUTLAP	97.2	31.453	14.262 114.5	14.882 102.2			09:16:46.982	
2 -	25.383	96.5	30.566	13.851 116.3	14.604 101.8	1:24.404	84.41	5.109 09:18:11.386	
3 -	23.582	103.4	29.793	13.653 114.9	14.339 101.6	1:21.367	87.56	2.072 09:19:32.753	
4 -	23.003	107.5	29.224	13.643 114.1	14.264 101.9	1:20.134	88.90	0.839 09:20:52.887	
5 -	23.015	106.5	28.903	13.659 115.1	14.053 102.2	1:19.630 (2)	89.47	0.335 09:22:12.517	
6 -	22.910	106.6	28.525	13.599 114.9	14.261 101.3	1:19.295 (1)	89.84	09:23:31.812	
7 -	22.939	108.2	28.620	13.858 113.3	14.286 100.6	1:19.703 (3)	89.38	0.408 09:24:51.515	
8 -	22.972	106.0	28.659	13.721 113.5	14.524 98.9	1:19.876	89.19	0.581 09:26:11.391	

P14 14		Evann PENDRILL				Honda - VHC Racing			
IDEAL LAP TIME : 1:19.112		BEST LAP TIME : 1:19.313				DIFFERENCE : 0.201			
LAP	SECTOR 1	SECTOR 2	SECTOR 3	SECTOR 4	LAP TIME	MPH	DIFF	TIME OF DAY	
1 -	OUTLAP	101.6	32.509	15.259 113.5	15.096 101.6			09:16:45.933	
2 -	25.936	93.5	30.606	14.189 114.1	14.999 101.6	1:25.730	83.10	6.417 09:18:11.663	
3 -	23.921	108.5	30.124	13.964 116.1	15.239 101.2	1:23.248	85.58	3.935 09:19:34.911	
4 -	23.409	105.1	29.638	14.054 117.9	14.478 101.3	1:21.579	87.33	2.266 09:20:56.490	
5 -	23.113	109.6	28.809	13.652 116.5	14.424 101.3	1:19.998	89.06	0.685 09:22:16.488	
6 -	22.976	111.6	28.647	13.656 116.1	14.239 101.6	1:19.518 (3)	89.59	0.205 09:23:36.006	
7 -	22.988	111.1	28.570	13.590 116.5	14.260 100.9	1:19.408 (2)	89.72	0.095 09:24:55.414	
8 -	22.797	112.0	28.720	13.641 116.7	14.155 103.0	1:19.313 (1)	89.82	09:26:14.727	

P15 27		Calum BEACH				Honda - Calum Beach Racing / SP125 Racing			
IDEAL LAP TIME : 1:19.360		BEST LAP TIME : 1:19.680				DIFFERENCE : 0.320			
LAP	SECTOR 1	SECTOR 2	SECTOR 3	SECTOR 4	LAP TIME	MPH	DIFF	TIME OF DAY	
1 -	OUTLAP	89.1	31.015	14.467 116.5	14.805 102.1			09:16:30.018	
2 -	23.799	106.0	30.176	13.851 116.7	14.635 101.6	1:22.461	86.40	2.781 09:17:52.479	
3 -	23.356	111.8	28.733	13.587 116.9	14.415 103.4	1:20.091 (3)	88.95	0.411 09:19:12.570	
4 -	23.056	111.1	28.796	13.554 118.1	14.646 102.9	1:20.052 (2)	89.00	0.372 09:20:32.622	
5 -	23.395	111.8	28.682	13.635 116.5	14.534 102.6	1:20.246	88.78	0.566 09:21:52.868	
6 -	22.893	112.4	28.938	13.928 114.7	14.491 102.4	1:20.250	88.78	0.570 09:23:13.118	
7 -	23.081	110.7	28.642	13.612 116.3	14.345 102.4	1:19.680 (1)	89.41	09:24:32.798	
8 -	23.060	104.5	29.266	13.790 115.5	14.271 102.1	1:20.387	88.62	0.707 09:25:53.185	

P16 44		Lucas HILL				Honda - Ashcourt Racing			
IDEAL LAP TIME : 1:20.641		BEST LAP TIME : 1:20.692				DIFFERENCE : 0.051			
LAP	SECTOR 1	SECTOR 2	SECTOR 3	SECTOR 4	LAP TIME	MPH	DIFF	TIME OF DAY	
1 -	OUTLAP	80.7	34.778	14.851 114.9	15.187 101.3			09:19:07.805	
2 -	24.301	91.3	31.366	14.103 117.1	14.968 102.7	1:24.738	84.07	4.046 09:20:32.543	
3 -	24.121	96.6	30.559	13.831 118.3	14.770 103.5	1:23.281	85.54	2.589 09:21:55.824	
4 -	23.646	92.5	30.198	14.066 115.1	14.715 103.2	1:22.625 (3)	86.22	1.933 09:23:18.449	
5 -	23.368	100.4	29.558	13.731 118.5	14.441 103.4	1:21.098 (2)	87.85	0.406 09:24:39.547	
6 -	23.151	103.4	29.503	13.782 118.1	14.256 103.2	1:20.692 (1)	88.29	09:26:00.239	

P17 52		Evan BELFORD				Honda - City Lifting by RS Racing			
IDEAL LAP TIME : 1:20.968		BEST LAP TIME : 1:21.063				DIFFERENCE : 0.095			
LAP	SECTOR 1	SECTOR 2	SECTOR 3	SECTOR 4	LAP TIME	MPH	DIFF	TIME OF DAY	
1 -	OUTLAP	90.8	31.766	14.183 121.3	14.778 106.3			09:16:30.364	
2 -	23.327	103.2	30.888	14.287 118.5	14.613 105.6	1:23.115 (3)	85.72	2.052 09:17:53.479	
3 -	23.364	106.0	29.623	13.991 119.1	14.341 105.8	1:21.319 (2)	87.61	0.256 09:19:14.798	
4 -	23.378	101.2	29.667	13.881 120.2	14.137 106.1	1:21.063 (1)	87.89	09:20:35.861	
5 -	23.744	97.1	30.580	15.574 96.1	IN PIT	1:33.253 P	76.40	12.190 09:22:09.114	

Weather / Track : Overcast / Dry

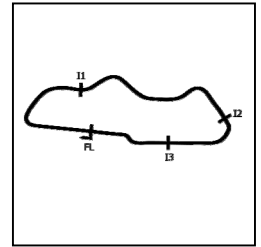
Donington Park National
 Circuit Length = 1.9790 miles
 Start: 09:15 Flag 09:25 End: 09:26

MCRCB BULLETIN TK218

2020 Bennetts British Superbike Championship - Quattro Group Round 1

2020 Honda British Talent Cup

WARM UP - SECTOR ANALYSIS



SECTOR 1 = FL to I1, SECTOR 2 = I1 to I2, SECTOR 3 = I2 to I3, SECTOR 4 = I3 to FL, DIFF = Difference To Personal Best Lap, P = Crossed Finish Line in Pit Lane, D = Time Disallowed

P18 50		Aditya BEHAL				Honda - Urban Nomads Racing						
IDEAL LAP TIME : 1:20.894		BEST LAP TIME : 1:21.086				DIFFERENCE : 0.192						
LAP	SECTOR 1	SECTOR 2	SECTOR 3	SECTOR 4	LAP TIME	MPH	DIFF	TIME OF DAY				
1 -	OUTLAP	93.3	31.641	14.709	111.6	15.772	101.9		09:16:33.914			
2 -	23.879	98.1	30.897	14.124	115.3	15.093	101.8	1:23.993	84.82	2.907	09:17:57.907	
3 -	23.152	105.6	29.568	14.070	116.7	15.255	101.6	1:22.045	86.83	0.959	09:19:19.952	
4 -	23.513	102.6	30.153	13.945	116.3	14.834	101.8	1:22.445	86.41	1.359	09:20:42.397	
5 -	23.283	105.3	29.177	13.833	117.1	14.793	101.6	1:21.086 (1)	87.86		09:22:03.483	
6 -	23.111	103.7	29.300	14.602	115.1	15.031	101.9	1:22.044	86.83	0.958	09:23:25.527	
7 -	23.172	102.4	29.489	13.955	115.5	14.940	100.9	1:21.556	(3)	87.35	0.470	09:24:47.083
8 -	23.376	101.2	29.283	13.813	115.7	14.923	100.4	1:21.395	(2)	87.53	0.309	09:26:08.478

P19 90		Harry COOK				Honda - JDF Racing						
IDEAL LAP TIME : 1:20.511		BEST LAP TIME : 1:21.130				DIFFERENCE : 0.619						
LAP	SECTOR 1	SECTOR 2	SECTOR 3	SECTOR 4	LAP TIME	MPH	DIFF	TIME OF DAY				
1 -	OUTLAP	82.0	32.435	14.878	112.9	15.715	101.5				09:16:33.618	
2 -	23.959	94.5	31.785	14.126	116.7	15.399	102.6	1:25.269	83.55	4.139	09:17:58.887	
3 -	23.854	94.2	29.696	13.881	116.3	15.276	102.7	1:22.707	86.14	1.577	09:19:21.594	
4 -	23.587	99.4	29.289	13.590	118.1	14.963	102.9	1:21.429	87.49	0.299	09:20:43.023	
5 -	23.436	98.2	29.165	13.661	118.3	14.868	102.7	1:21.130 (1)	87.81		09:22:04.153	
6 -	22.948	97.3	29.105	14.115	115.5	14.991	101.6	1:21.159	(2)	87.78	0.029	09:23:25.312
7 -	23.101	101.6	29.338	13.687	117.1	15.181	99.4	1:21.307	87.62	0.177	09:24:46.619	
8 -	23.422	94.3	29.222	13.642	115.5	15.002	101.0	1:21.288	(3)	87.64	0.158	09:26:07.907

P20 2		Rhys COATES				Honda - Ernie Coates Race Support						
IDEAL LAP TIME : 1:21.426		BEST LAP TIME : 1:21.943				DIFFERENCE : 0.517						
LAP	SECTOR 1	SECTOR 2	SECTOR 3	SECTOR 4	LAP TIME	MPH	DIFF	TIME OF DAY				
1 -	OUTLAP	86.0	32.725	14.482	115.9	15.972	101.0				09:16:44.137	
2 -	24.307	97.2	30.937	15.058	113.7	16.609	101.3	1:26.911	81.97	4.968	09:18:11.048	
3 -	23.633	103.2	30.464	14.002	117.5	15.553	103.0	1:23.652	85.17	1.709	09:19:34.700	
4 -	23.060	105.3	29.924	14.189	117.9	15.219	102.9	1:22.392	86.47	0.449	09:20:57.092	
5 -	23.310	104.2	29.605	13.987	117.5	15.069	101.8	1:21.971	(2)	86.91	0.028	09:22:19.063
6 -	23.186	104.8	29.943	14.052	116.9	14.835	102.6	1:22.016	(3)	86.86	0.073	09:23:41.079
7 -	23.257	103.0	29.605	13.926	118.3	15.155	101.9	1:21.943 (1)	86.94		09:25:03.022	

P21 65		Alexander ROWAN				Honda - Alexander Rowan Racing						
IDEAL LAP TIME : 1:22.759		BEST LAP TIME : 1:23.346				DIFFERENCE : 0.587						
LAP	SECTOR 1	SECTOR 2	SECTOR 3	SECTOR 4	LAP TIME	MPH	DIFF	TIME OF DAY				
1 -	OUTLAP	77.6	34.047	14.986	118.7	15.567	102.7				09:16:40.164	
2 -	26.307	85.3	32.628	15.249	113.3	16.567	99.7	1:30.751	78.50	7.405	09:18:10.915	
3 -	25.688	91.6	34.555	14.903	115.7	15.933	99.1	1:31.079	78.22	7.733	09:19:41.994	
4 -	26.344	88.6	31.644	14.208	118.7	15.469	100.0	1:27.665	81.27	4.319	09:21:09.659	
5 -	24.758	91.3	30.677	14.214	119.4	15.288	103.8	1:24.937	(2)	83.88	1.591	09:22:34.596
6 -	23.962	92.1	30.154	14.057	120.9	15.173	103.2	1:23.346 (1)	85.48		09:23:57.942	
7 -	23.871	94.6	29.831	13.884	120.2	17.517	98.6	1:25.103	(3)	83.71	1.757	09:25:23.045

P22 46		Elliott DUFTON				Honda - D&D Racing					
IDEAL LAP TIME : 1:25.725		BEST LAP TIME :				DIFFERENCE :					
LAP	SECTOR 1	SECTOR 2	SECTOR 3	SECTOR 4	LAP TIME	MPH	DIFF	TIME OF DAY			
1 -	OUTLAP	87.2	31.541	14.205	116.9	15.342	102.6				09:16:31.355
2 -	24.637	90.5	35.037	15.864	83.4	IN PIT		1:39.130	P	71.87	09:18:10.485

P23 74		James COOK				Honda - Wilson Racing					
IDEAL LAP TIME :		BEST LAP TIME :				DIFFERENCE :					
LAP	SECTOR 1	SECTOR 2	SECTOR 3	SECTOR 4	LAP TIME	MPH	DIFF	TIME OF DAY			
1 -	OUTLAP	89.7	31.091	14.103	116.9	14.970	102.2				09:16:29.567

Weather / Track : Overcast / Dry

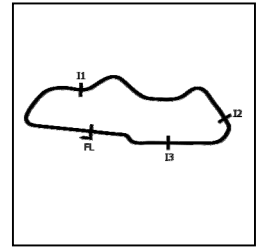
Donington Park National
Circuit Length = 1.9790 miles
Start: 09:15 Flag 09:25 End: 09:26

MCRCB BULLETIN TK218

2020 Bennetts British Superbike Championship - Quattro Group Round 1

2020 Honda British Talent Cup

WARM UP - SECTOR ANALYSIS



SECTOR 1 = FL to I1, SECTOR 2 = I1 to I2 SECTOR 3 = I2 to I3, SECTOR 4 = I3 to FL, DIFF = Difference To Personal Best Lap, P = Crossed Finish Line in Pit Lane, D = Time Disallowed

P24	8	Eddie O'SHEA		Honda - WAM				
IDEAL LAP TIME :		BEST LAP TIME :		DIFFERENCE :				
LAP	SECTOR 1	SECTOR 2	SECTOR 3	SECTOR 4	LAP TIME	MPH	DIFF	TIME OF DAY
1 -	OUTLAP	93.4	33.413	26.849 36.8	IN PIT	P		09:17:51.434

MCRCB BULLETIN TK219

2020 Bennetts British Superbike Championship - Quattro Group Round 1

2020 Honda British Talent Cup

WARM UP - BEST SECTORS

SECTOR 1				SECTOR 2		SECTOR 3		SECTOR 4		IDEAL / BEST COMPARISON								
POS	NO	NAME	TIME	NO	NAME	TIME	NO	NAME	TIME	POS	NO	NAME	IDEAL	BEST	DIFF			
													PERFECT LAP	1:15.584				
1	16	CLARIDG	21.778	17	BOURNE	27.279	16	CLARIDG	12.975	17	BOURNE	13.552	1	17	BOURNE	1:15.694	1:15.770	0.076
2	17	BOURNE	21.787	16	CLARIDG	27.354	17	BOURNE	13.076	71	FARRER	13.557	2	16	CLARIDGE	1:15.728	1:15.862	0.134
3	72	O'GORMA	22.135	71	FARRER	27.704	48	WALKER	13.219	16	CLARIDG	13.621	3	71	FARRER	1:16.735	1:16.843	0.108
4	71	FARRER	22.142	15	CROSBY	27.705	37	TINKER	13.277	72	O'GORMA	13.850	4	72	O'GORMAN	1:17.263	1:17.464	0.201
5	48	WALKER	22.177	48	WALKER	27.932	72	O'GORMA	13.284	37	TINKER	13.881	5	15	CROSBY	1:17.302	1:17.560	0.258
6	4	MOUNSEY	22.218	43	HITCHCO	27.980	43	HITCHCO	13.299	15	CROSBY	13.914	6	48	WALKER	1:17.308	1:17.852	0.544
7	43	HITCHCO	22.245	72	O'GORMA	27.994	71	FARRER	13.332	43	HITCHCO	13.937	7	43	HITCHCOCK	1:17.461	1:17.807	0.346
8	15	CROSBY	22.299	37	TINKER	28.009	15	CROSBY	13.384	99	STUART-	13.978	8	37	TINKER	1:17.540	1:17.615	0.075
9	37	TINKER	22.373	66	THOMAS	28.248	11	DOBSON	13.415	48	WALKER	13.980	9	4	MOUNSEY	1:18.424	1:18.861	0.437
10	99	STUART-	22.527	11	DOBSON	28.360	66	THOMAS	13.490	4	MOUNSEY	13.991	10	99	STUART-CAMPBELL	1:18.551	1:18.607	0.056
11	66	THOMAS	22.681	99	STUART-	28.513	4	MOUNSEY	13.505	57	HIATT	14.053	11	66	THOMAS	1:18.805	1:18.885	0.080
12	11	DOBSON	22.750	57	HIATT	28.525	99	STUART-	13.533	52	BELFORD	14.137	12	11	DOBSON	1:18.815	1:19.159	0.344
13	14	PENDRIL	22.797	14	PENDRIL	28.570	27	BEACH	13.554	14	PENDRIL	14.155	13	57	HIATT	1:19.087	1:19.295	0.208
14	27	BEACH	22.893	27	BEACH	28.642	14	PENDRIL	13.590	44	HILL	14.256	14	14	PENDRILL	1:19.112	1:19.313	0.201
15	57	HIATT	22.910	4	MOUNSEY	28.710	90	COOK	13.590	27	BEACH	14.271	15	27	BEACH	1:19.360	1:19.680	0.320
16	90	COOK	22.948	90	COOK	29.105	57	HIATT	13.599	11	DOBSON	14.290	16	90	COOK	1:20.511	1:21.130	0.619
17	2	COATES	23.060	50	BEHAL	29.177	44	HILL	13.731	66	THOMAS	14.386	17	44	HILL	1:20.641	1:20.692	0.051
18	50	BEHAL	23.111	44	HILL	29.503	50	BEHAL	13.813	50	BEHAL	14.793	18	50	BEHAL	1:20.894	1:21.086	0.192
19	44	HILL	23.151	2	COATES	29.605	52	BELFORD	13.881	2	COATES	14.835	19	52	BELFORD	1:20.968	1:21.063	0.095
20	52	BELFORD	23.327	52	BELFORD	29.623	65	ROWAN	13.884	90	COOK	14.868	20	2	COATES	1:21.426	1:21.943	0.517
21	65	ROWAN	23.871	65	ROWAN	29.831	2	COATES	13.926	74	COOK	14.970	21	65	ROWAN	1:22.759	1:23.346	0.587
22	46	DUFTON	24.637	74	COOK	31.091	74	COOK	14.103	65	ROWAN	15.173	22	46	DUFTON	1:25.725		
23				46	DUFTON	31.541	46	DUFTON	14.205	46	DUFTON	15.342	23	74	COOK			
24				8	O'SHEA	33.413	8	O'SHEA	26.849				24	8	O'SHEA			

Weather / Track : Overcast / Dry

Results can be found at www.tsl-timing.com

Donington Park National
 Circuit Length = 1.9790 miles
 Start: 09:15 Flag 09:25 End: 09:26

Printed - 09:28 Sunday, 09 August 2020

MCRCB BULLETIN TK220**2020 Bennetts British Superbike Championship - Quattro Group Round 1****2020 Honda British Talent Cup****WARM UP - BEST SPEEDS**

POS	INTERMEDIATE 1		INTERMEDIATE 2		INTERMEDIATE 3		FINISH LINE				
	NO	NAME	MPH	NO	NAME	MPH	NO	NAME	MPH		
1	17	BOURNE	118.7			72	O'GORMAN	125.4	72	O'GORMAN	108.9
2	16	CLARIDGE	116.5			17	BOURNE	123.5	48	WALKER	107.2
3	15	CROSBY	116.3			16	CLARIDGE	123.5	4	MOUNSEY	107.2
4	71	FARRER	114.9			99	STUART-CAMPBELL	122.6	17	BOURNE	107.0
5	11	DOBSON	114.9			4	MOUNSEY	122.6	99	STUART-CAMPBELL	107.0
6	72	O'GORMAN	114.1			48	WALKER	122.4	43	HITCHCOCK	106.6
7	48	WALKER	114.1			37	TINKER	121.5	16	CLARIDGE	106.3
8	43	HITCHCOCK	112.7			52	BELFORD	121.3	52	BELFORD	106.3
9	27	BEACH	112.4			65	ROWAN	120.9	15	CROSBY	105.0
10	14	PENDRILL	112.0			15	CROSBY	120.4	11	DOBSON	105.0
11	37	TINKER	110.3			43	HITCHCOCK	120.2	71	FARRER	104.8
12	66	THOMAS	108.5			71	FARRER	120.0	37	TINKER	104.3
13	57	HIATT	108.2			11	DOBSON	119.4	65	ROWAN	103.8
14	4	MOUNSEY	107.7			44	HILL	118.5	44	HILL	103.5
15	52	BELFORD	106.0			90	COOK	118.3	27	BEACH	103.4
16	50	BEHAL	105.6			2	COATES	118.3	66	THOMAS	103.2
17	2	COATES	105.3			27	BEACH	118.1	14	PENDRILL	103.0
18	99	STUART-CAMPBELL	105.1			14	PENDRILL	117.9	2	COATES	103.0
19	44	HILL	103.4			66	THOMAS	117.7	90	COOK	102.9
20	90	COOK	101.6			50	BEHAL	117.1	46	DUFTON	102.6
21	65	ROWAN	94.6			46	DUFTON	116.9	57	HIATT	102.2
22	8	O'SHEA	93.4			74	COOK	116.9	74	COOK	102.2
23	46	DUFTON	90.5			57	HIATT	116.3	50	BEHAL	101.9
24	74	COOK	89.7			8	O'SHEA	36.8			

Weather / Track : Overcast / Dry

Results can be found at www.tsl-timing.comDonington Park National
Circuit Length = 1.9790 miles
Start: 09:15 Flag 09:25 End: 09:26

Printed - 09:29 Sunday, 09 August 2020

MCRCB BULLETIN TK221

2020 Bennetts British Superbike Championship - Quattro Group Round 1

2020 Honda British Talent Cup

WARM UP - STATISTICS

Competitors Started	24
Planned Start	2020-08-09 @ 09:15:00.000
Actual Start	2020-08-09 @ 09:15:02.075
Finish Time	2020-08-09 @ 09:25:02.075
Track Length	1.9790mi.
Total Laps	165
Total Distance Covered	326.5460mi.

Session Fastest Lap History

NO	NAME	LAP TIME	TIME OF DAY	LAP	VEHICLE
71	Charlie FARRER	1:19.482	09:17:44.458	2	Honda
43	Ryan HITCHCOCK	1:19.347	09:17:44.664	2	Honda
15	Harrison CROSBY	1:19.223	09:17:45.689	2	Honda
16	Harvey CLARIDGE	1:18.524	09:17:48.138	2	Honda
17	Franco BOURNE	1:18.434	09:17:48.933	2	Honda
71	Charlie FARRER	1:18.058	09:19:02.515	3	Honda
16	Harvey CLARIDGE	1:17.625	09:19:05.762	3	Honda
17	Franco BOURNE	1:17.257	09:19:06.191	3	Honda
17	Franco BOURNE	1:17.254	09:20:23.444	4	Honda
71	Charlie FARRER	1:17.061	09:21:37.028	5	Honda
16	Harvey CLARIDGE	1:16.494	09:22:56.942	6	Honda
17	Franco BOURNE	1:16.356	09:22:56.989	6	Honda
17	Franco BOURNE	1:15.770	09:24:12.771	7	Honda

Flag History

TYPE	TIME OF DAY
GREEN	09:15:02.075
FINISH	09:25:02.075

Flag Statistics

TYPE	COUNT	TOTAL LAPS	TOTAL TIME
Green	1	8	11:54.343
Red	0	0	0.000
Safety Car	0	0	0.000
FCY	0	0	0.000

Weather / Track : Overcast / Dry

Results can be found at www.tsl-timing.com

Donington Park National
Circuit Length = 1.9790 miles
Start: 09:15 Flag 09:25 End: 09:26

Printed - 09:29 Sunday, 09 August 2020

MCRCB BULLETIN TK222

2020 Bennetts British Superbike Championship - Quattro Group Round 1

2020 Honda British Talent Cup

WARM UP - SESSION NOTES

TIME

MESSAGE

09:16:58

NO. 74 - FALLER AT T1 - RIDER OK

09:22:13

AT END OF SESSION ALL SIGNAL BOARDS MUST BE REMOVED

Weather / Track : Overcast / Dry

Results can be found at www.tsl-timing.com

Donington Park National
Circuit Length = 1.9790 miles
Start: 09:15 Flag 09:25 End: 09:26

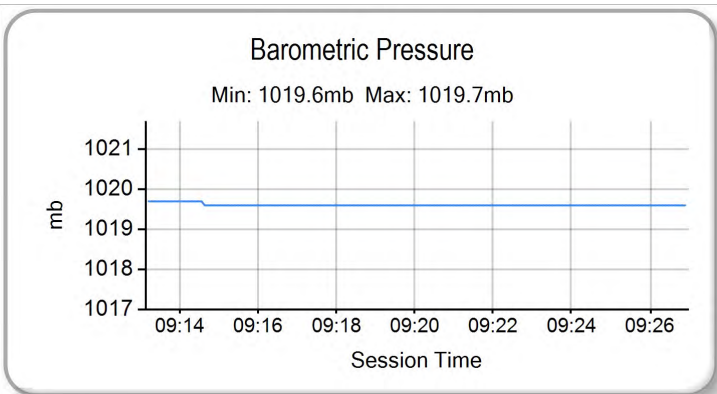
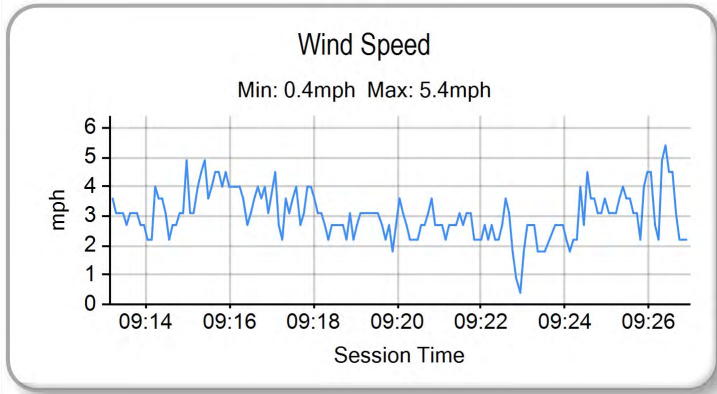
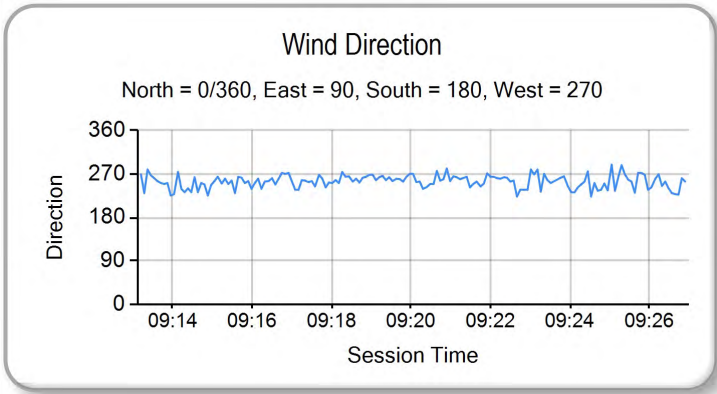
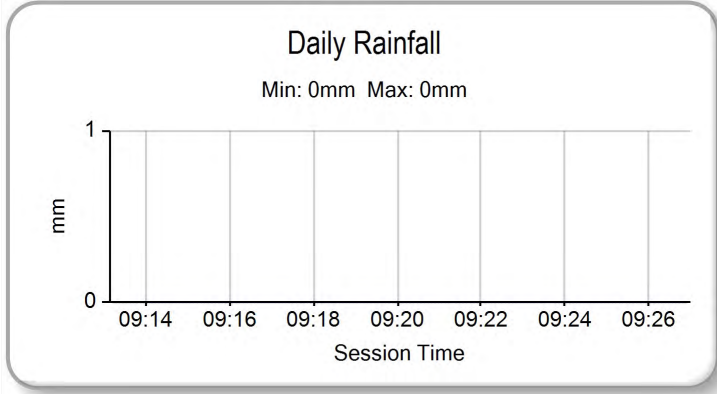
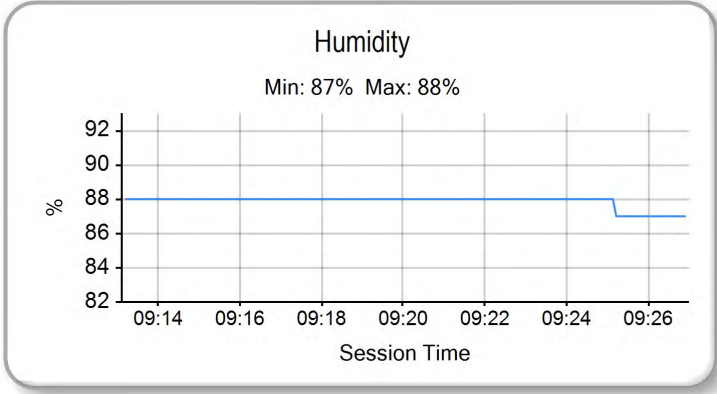
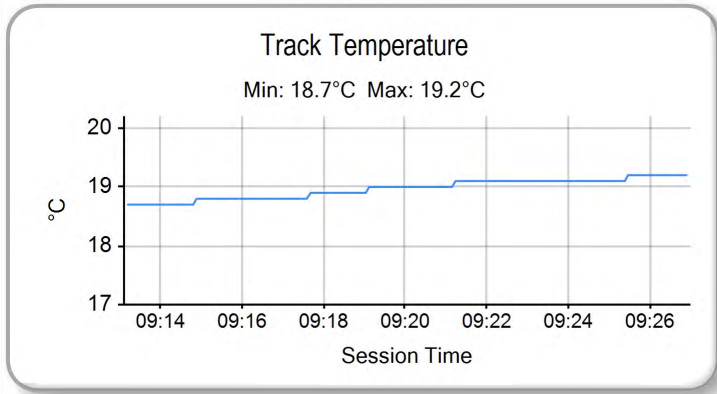
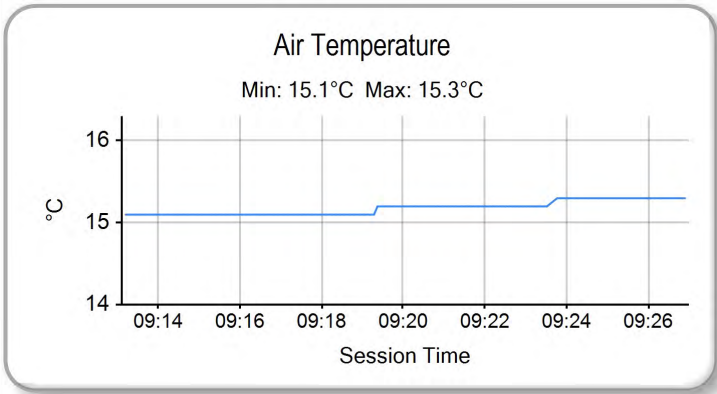
Printed - 09:30 Sunday, 09 August 2020

MCRCB BULLETIN TK223

2020 Bennetts British Superbike Championship - Quattro Group Round 1

2020 Honda British Talent Cup

WARM UP - WEATHER CONDITIONS



Weather / Track : Overcast / Dry

Results can be found at www.tsl-timing.com

Donington Park National
Circuit Length = 1.9790 miles
Start: 09:15 Flag 09:25 End: 09:26

Printed - 09:30 Sunday, 09 August 2020

RACE 11 - GRID (24 Laps) - FINAL

ROW 9		26	50	Aditya BEHAL	1:20.301	25	90	Harry COOK					
ROW 8	24	65	Alexander ROWAN	1:20.231	23	2	Rhys COATES	1:19.905	22	27	Calum BEACH	1:19.779	
ROW 7		21	57	Josh HIATT	1:19.544	20	69	Gary SCOTT	1:18.894	19	11	Rossi DOBSON	1:18.875
ROW 6	18	66	Annabel THOMAS	1:18.853	17	14	Evann PENDRILL	1:18.712	16	48	Ollie WALKER	1:18.440	
ROW 5		15	44	Lucas HILL	1:18.384	14	4	Sullivan MOUNSEY	1:18.308	13	43	Ryan HITCHCOCK	1:17.746
ROW 4	12	15	Harrison CROSBY	1:17.418	11	74	James COOK	1:17.249	10	46	Elliott DUFTON	1:16.963	
ROW 3		9	52	Evan BELFORD	1:16.153	8	37	Corey TINKER	1:15.792	7	99	Bailey STUART-CAMPBELL	1:15.786
ROW 2	6	8	Eddie O'SHEA	1:15.774	5	71	Charlie FARRER	1:15.691	4	7	Jamie LYONS	1:15.648	
ROW 1		3	16	Harvey CLARIDGE	1:15.643	2	17	Franco BOURNE	1:15.600	1	72	Casey O'GORMAN	1:15.508
												Pole	

Donington Park National
Circuit Length = 1.9790 miles

Race Director :	Stewards :	Timekeeper :
-----------------	------------	--------------

Results can be found at www.britishsuperbike.com

Printed - 10:20 Sunday, 09 August 2020



RACE 11 - RESTART - GRID (10 Laps)

ROW 8	23	57	Josh HIATT	22	65	Alexander ROWAN			
ROW 7	21	74	James COOK	20	90	Harry COOK	19	2	Rhys COATES
ROW 6	18	44	Lucas HILL	17	27	Calum BEACH	16	14	Evann PENDRILL
ROW 5	15	69	Gary SCOTT	14	50	Aditya BEHAL	13	66	Annabel THOMAS
ROW 4	12	11	Rossi DOBSON	11	4	Sullivan MOUNSEY	10	48	Ollie WALKER
ROW 3	9	15	Harrison CROSBY	8	43	Ryan HITCHCOCK	7	52	Evan BELFORD
ROW 2	6	46	Elliott DUFTON	5	99	Bailey STUART-CAMPBELL	4	8	Eddie O'SHEA
ROW 1	3	17	Franco BOURNE	2	16	Harvey CLARIDGE	1	72	Casey O'GORMAN
									Pole

Donington Park National
Circuit Length = 1.9790 miles

These results are provisional until the conclusion of any judicial and technical matters.

Race Director :	Stewards :	Timekeeper :
-----------------	------------	--------------

Results can be found at www.britishsuperbike.com

Printed - 14:47 Sunday, 09 August 2020

POS	NO	NAME	NAT	ENTRY	LAPS	TIME	GAP	DIFF	MPH	BEST	ON
1	17	Franco BOURNE	GBR	Honda - Franco Bourne Racing / SP125 Racing	10	12:42.448			93.26	1:15.548	2
2	16	Harvey CLARIDGE	GBR	Honda - City Lifting / SP125 Racing	10	12:42.573	0.125	0.125	93.24	1:15.609	2
3	99	Bailey STUART-CAMPBELL	GBR	Honda - 151s S-C Racing	10	12:46.326	3.878	3.753	92.79	1:15.844	8
4	52	Evan BELFORD	GBR	Honda - City Lifting by RS Racing	10	12:50.537	8.089	4.211	92.28	1:15.527	2
5	8	Eddie O'SHEA	GBR	Honda - WAM	10	12:53.864	11.416	3.327	91.88	1:15.877	5
6	46	Elliott DUFTON	GBR	Honda - D&D Racing	10	13:00.465	18.017	6.601	91.11	1:16.728	2
7	48	Ollie WALKER	GBR	Honda - Moto Rapido / SP125 Racing	10	13:02.109	19.661	1.644	90.92	1:17.366	5
8	43	Ryan HITCHCOCK	GBR	Honda - Wilson Racing	10	13:02.374	19.926	0.265	90.88	1:17.113	5
9	15	Harrison CROSBY	GBR	Honda - Banks Racing	10	13:02.524	20.076	0.150	90.87	1:17.114	5
10	74	James COOK	GBR	Honda - Wilson Racing	10	13:10.778	28.330	8.254	89.92	1:17.782	8
11	4	Sullivan MOUNSEY	GBR	Honda - Lloyd & Jones PR Racing	10	13:11.482	29.034	0.704	89.84	1:18.027	9
12	69	Gary SCOTT	GBR	Honda - Scott Racing	10	13:12.213	29.765	0.731	89.76	1:18.200	10
13	11	Rossi DOBSON	GBR	Honda - Rossi Dobson	10	13:13.703	31.255	1.490	89.59	1:18.339	8
14	2	Rhys COATES	GBR	Honda - Ernie Coates Race Support	10	13:23.030	40.582	9.327	88.55	1:19.177	2
15	27	Calum BEACH	GBR	Honda - Calum Beach Racing / SP125 Racing	10	13:23.263	40.815	0.233	88.52	1:19.108	9
16	14	Evann PENDRILL	GBR	Honda - VHC Racing	10	13:23.415	40.967	0.152	88.50	1:18.937	4
17	44	Lucas HILL	GBR	Honda - Ashcourt Racing	10	13:23.474	41.026	0.059	88.50	1:19.163	6
18	65	Alexander ROWAN	GBR	Honda - Alexander Rowan Racing	10	13:25.637	43.189	2.163	88.26	1:19.160	6
19	90	Harry COOK	GBR	Honda - JDF Racing	10	13:33.087	50.639	7.450	87.45	1:20.160	4

NOT CLASSIFIED

DNF	50	Aditya BEHAL	GBR	Honda - Urban Nomads Racing	8	10:35.163	2 Laps	2 Laps	89.52	1:17.975	8
DNF	72	Casey O'GORMAN	GBR	Honda - Microlise Cresswell Racing	2	2:34.562	8 Laps	6 Laps	91.30	1:15.624	2
DNF	66	Annabel THOMAS	GBR	Honda - Four Anjels Racing	0						

FASTEST LAP

52	Evan BELFORD	GBR	Honda - City Lifting by RS Racing	2	1:15.527	94.33 mph	151.81 kph
----	--------------	-----	-----------------------------------	---	----------	-----------	------------

Weather / Track : Bright / Dry

These results are provisional until the conclusion of any judicial and technical matters.

Donington Park National
 Circuit Length = 1.9790 miles
 Start: 14:59 Flag 15:12 End: 15:14

Race Director :	Stewards :	Timekeeper :
-----------------	------------	--------------

Results can be found at www.britishsuperbike.com

Printed - 15:15 Sunday, 09 August 2020

MCRCB BULLETIN TK303

2020 Bennetts British Superbike Championship - Quattro Group Round 1

2020 Honda British Talent Cup

RACE 11 - LAP CHART

LAP 1 @ 15:01:09.536

NO	BEHIND	LAP TIME
72		1:18.938
16	0.218	1:19.156
17	0.476	1:19.414
52	0.623	1:19.561
99	1.267	1:20.205
46	2.277	1:21.215
43	4.491	1:23.429
50	4.572	1:23.510
48	4.615	1:23.553
15	5.147	1:24.085
4	5.279	1:24.217
69	5.455	1:24.393
11	5.951	1:24.889
27	6.425	1:25.363
74	7.137	1:26.075
2	7.260	1:26.198
8	7.273	1:26.211
90	8.434	1:27.372
44	8.586	1:27.524
14	8.714	1:27.652
65	9.079	1:28.017

LAP 2 @ 15:02:25.160

NO	BEHIND	LAP TIME
72		1:15.624
16	0.203	1:15.609
17	0.400	1:15.548
52	0.526	1:15.527
99	1.607	1:15.964
46	3.381	1:16.728
43	6.119	1:17.252
48	6.553	1:17.562
15	6.860	1:17.337
4	8.036	1:18.381
50	8.683	1:19.735
8	8.737	1:17.088
69	8.880	1:19.049
11	9.236	1:18.909
74	9.657	1:18.144
27	10.079	1:19.278
2	10.813	1:19.177
14	12.907	1:19.817
90	13.289	1:20.479
44	13.386	1:20.424
65	13.980	1:20.525

LAP 3 @ 15:03:41.090

NO	BEHIND	LAP TIME
16		1:15.727
17	0.802	1:16.332
52	1.131	1:16.535
99	2.110	1:16.433
46	5.054	1:17.603
43	8.223	1:18.034
48	8.244	1:17.621
15	8.478	1:17.548
8	9.405	1:16.598
4	10.390	1:18.284
50	11.368	1:18.615
69	11.484	1:18.534
74	11.925	1:18.198

Weather / Track : Bright / Dry

Results can be found at www.tsl-timing.com

11	12.009	1:18.703
27	13.769	1:19.620
2	14.333	1:19.450
14	16.290	1:19.313
44	17.558	1:20.102
90	17.589	1:20.230
65	18.172	1:20.122

LAP 4 @ 15:04:57.320

NO	BEHIND	LAP TIME
16		1:16.230
17	0.436	1:15.864
52	1.119	1:16.218
99	2.394	1:16.514
46	7.343	1:18.519
8	9.234	1:16.059
48	9.579	1:17.565
15	10.004	1:17.756
43	10.263	1:18.270
4	12.676	1:18.516
74	14.405	1:18.710
50	14.543	1:19.405
69	14.825	1:19.571
11	14.895	1:19.116
27	17.117	1:19.578
2	17.744	1:19.641
14	18.997	1:18.937
44	20.789	1:19.461
90	21.519	1:20.160
65	21.951	1:20.009

LAP 5 @ 15:06:13.398

NO	BEHIND	LAP TIME
16		1:16.078
17	0.350	1:15.992
52	2.066	1:17.025
99	2.698	1:16.382
8	9.033	1:15.877
46	9.152	1:17.887
48	10.867	1:17.366
15	11.040	1:17.114
43	11.298	1:17.113
4	15.695	1:19.097
74	16.378	1:18.051
50	17.016	1:18.551
69	17.076	1:18.329
11	17.197	1:18.380
2	21.671	1:20.005
14	22.090	1:19.171
27	22.490	1:21.451
44	24.228	1:19.517
65	25.649	1:19.776
90	25.662	1:20.221

LAP 6 @ 15:07:29.274

NO	BEHIND	LAP TIME
16		1:15.876
17	0.244	1:15.770
52	3.187	1:16.997
99	3.308	1:16.486
8	9.586	1:16.429
46	10.150	1:16.874
48	12.701	1:17.710

43	12.785	1:17.363
15	12.819	1:17.655
4	18.663	1:18.844
74	18.898	1:18.396
50	19.282	1:18.142
69	19.861	1:18.661
11	19.911	1:18.590
2	25.304	1:19.509
14	25.464	1:19.250
27	26.858	1:20.244
44	27.515	1:19.163
65	28.933	1:19.160
90	30.636	1:20.850

LAP 7 @ 15:08:45.127

NO	BEHIND	LAP TIME
16		1:15.853
17	0.258	1:15.867
99	3.653	1:16.198
52	3.775	1:16.441
8	9.739	1:16.006
46	11.654	1:17.357
43	14.853	1:17.921
15	14.973	1:18.007
48	14.985	1:18.137
4	21.935	1:19.125
74	22.090	1:19.045
50	22.659	1:19.230
69	22.696	1:18.688
11	22.698	1:18.640
2	28.987	1:19.536
14	29.170	1:19.559
27	30.424	1:19.419
44	30.925	1:19.263
65	32.282	1:19.202
90	35.798	1:21.015

LAP 8 @ 15:10:01.134

NO	BEHIND	LAP TIME
17		1:15.749
16	0.197	1:16.204
99	3.490	1:15.844
52	4.032	1:16.264
8	9.914	1:16.182
46	13.596	1:17.949
48	16.544	1:17.566
15	16.693	1:17.727
43	16.918	1:18.072
74	23.865	1:17.782
4	24.184	1:18.256
50	24.627	1:17.975
69	25.019	1:18.330
11	25.030	1:18.339
2	32.754	1:19.774
14	32.918	1:19.755
27	34.193	1:19.776
44	34.373	1:19.455
65	35.706	1:19.431
90	40.327	1:20.536

LAP 9 @ 15:11:17.192

NO	BEHIND	LAP TIME
16		1:15.861

17	0.237	1:16.295
99	3.507	1:16.075
52	5.002	1:17.028
8	10.412	1:16.556
46	15.590	1:18.052
48	17.952	1:17.466
15	18.099	1:17.464
43	18.353	1:17.493
74	26.076	1:18.269
4	26.153	1:18.027
69	27.419	1:18.458
11	28.036	1:19.064
2	36.801	1:20.105
14	36.927	1:20.067
27	37.243	1:19.108
44	37.503	1:19.188
65	39.111	1:19.463
90	44.810	1:20.541

LAP 10 @ 15:12:33.046

NO	BEHIND	LAP TIME
17		1:15.617
16	0.125	1:15.979
99	3.878	1:16.225
52	8.089	1:18.941
8	11.416	1:16.858
46	18.017	1:18.281
48	19.661	1:17.563
43	19.926	1:17.427
15	20.076	1:17.831
74	28.330	1:18.108
4	29.034	1:18.735
69	29.765	1:18.200
11	31.255	1:19.073
2	40.582	1:19.635
27	40.815	1:19.426
14	40.967	1:19.894
44	41.026	1:19.377
65	43.189	1:19.932
90	50.639	1:21.683

Donington Park National
Circuit Length = 1.9790 miles
Start: 14:59 Flag 15:12 End: 15:14

Printed - 15:16 Sunday, 09 August 2020

MCRCB BULLETIN TK304

2020 Bennetts British Superbike Championship - Quattro Group Round 1

2020 Honda British Talent Cup

RACE 11 - POSITION CHART

No	Name	Lap											
		Pos	1	2	3	4	5	6	7	8	9	10	
72	O'GORMAN	1	72	72	16	16	16	16	16	16	17	16	17
16	CLARIDGE	2	16	16	17	17	17	17	17	16	17	16	
17	BOURNE	3	17	17	52	52	52	52	99	99	99	99	99
8	O'SHEA	4	52	52	99	99	99	99	52	52	52	52	
99	STUART-CAMPBELL	5	99	99	46	46	8	8	8	8	8	8	
46	DUFTON	6	46	46	43	8	46	46	46	46	46	46	
52	BELFORD	7	43	43	48	48	48	48	43	48	48	48	
43	HITCHCOCK	8	50	48	15	15	15	43	15	15	15	43	
15	CROSBY	9	48	15	8	43	43	15	48	43	43	15	
48	WALKER	10	15	4	4	4	4	4	4	74	74	74	
4	MOUNSEY	11	4	50	50	74	74	74	74	4	4	4	
11	DOBSON	12	69	8	69	50	50	50	50	50	69	69	
66	THOMAS	13	11	69	74	69	69	69	69	69	11	11	
50	BEHAL	14	27	11	11	11	11	11	11	11	2	2	
69	SCOTT	15	74	74	27	27	2	2	2	2	14	27	
14	PENDRILL	16	2	27	2	2	14	14	14	14	27	14	
27	BEACH	17	8	2	14	14	27	27	27	27	44	44	
44	HILL	18	90	14	44	44	44	44	44	44	65	65	
2	COATES	19	44	90	90	90	65	65	65	65	90	90	
90	COOK	20	14	44	65	65	90	90	90	90			
74	COOK	21	65	65									
65	ROWAN	22											

Weather / Track : Bright / Dry

Results can be found at www.tsl-timing.com

Donington Park National
 Circuit Length = 1.9790 miles
 Start: 14:59 Flag 15:12 End: 15:14

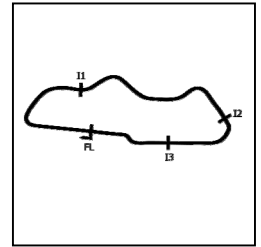
Printed - 15:16 Sunday, 09 August 2020

MCRCB BULLETIN TK305

2020 Bennetts British Superbike Championship - Quattro Group Round 1

2020 Honda British Talent Cup

RACE 11 - SECTOR ANALYSIS



SECTOR 1 = FL to I1, SECTOR 2 = I1 to I2, SECTOR 3 = I2 to I3, SECTOR 4 = I3 to FL, DIFF = Difference To Personal Best Lap, P = Crossed Finish Line in Pit Lane, D = Time Disallowed

P1 17		Franco BOURNE				Honda - Franco Bourne Racing / SP125 Racing					
IDEAL LAP TIME : 1:15.129		BEST LAP TIME : 1:15.548				DIFFERENCE : 0.419					
LAP	SECTOR 1	SECTOR 2	SECTOR 3	SECTOR 4	LAP TIME	MPH	DIFF	TIME OF DAY			
1 -		113.5	27.368	13.072	122.0	13.443	106.0	1:19.414	89.71	3.866	15:01:10.012
2 -	21.623	118.3	27.306	13.064	122.9	13.555	106.3	1:15.548 (1)	94.30		15:02:25.560
3 -	21.568	117.5	28.020	13.218	118.9	13.526	104.8	1:16.332	93.33	0.784	15:03:41.892
4 -	21.925	112.9	27.357	13.184	118.7	13.398	105.5	1:15.864	93.91	0.316	15:04:57.756
5 -	21.799	116.5	27.186	13.169	118.1	13.838	103.8	1:15.992	93.75	0.444	15:06:13.748
6 -	21.911	116.7	27.099	13.095	119.6	13.665	105.6	1:15.770	94.02	0.222	15:07:29.518
7 -	21.719	115.5	27.301	13.236	118.9	13.611	104.8	1:15.867	93.90	0.319	15:08:45.385
8 -	21.827	113.9	27.224	13.190	118.9	13.508	104.5	1:15.749	(3) 94.05	0.201	15:10:01.134
9 -	22.020	113.5	27.672	13.130	120.2	13.473	105.8	1:16.295	93.38	0.747	15:11:17.429
10 -	21.765	115.7	27.255	13.090	122.0	13.507	104.2	1:15.617	(2) 94.22	0.069	15:12:33.046

P2 16		Harvey CLARIDGE				Honda - City Lifting / SP125 Racing					
IDEAL LAP TIME : 1:15.156		BEST LAP TIME : 1:15.609				DIFFERENCE : 0.453					
LAP	SECTOR 1	SECTOR 2	SECTOR 3	SECTOR 4	LAP TIME	MPH	DIFF	TIME OF DAY			
1 -		116.1	27.291	13.014	121.1	13.418	106.0	1:19.156	90.00	3.547	15:01:09.754
2 -	21.705	116.3	27.335	13.022	121.7	13.547	106.1	1:15.609 (1)	94.23		15:02:25.363
3 -	21.529	118.1	27.496	13.111	118.7	13.591	104.2	1:15.727	(2) 94.08	0.118	15:03:41.090
4 -	21.955	112.9	27.423	13.223	117.7	13.629	105.0	1:16.230	93.46	0.621	15:04:57.320
5 -	21.931	113.1	27.318	13.220	117.5	13.609	104.3	1:16.078	93.64	0.469	15:06:13.398
6 -	21.936	113.9	27.195	13.139	117.9	13.606	104.6	1:15.876	93.89	0.267	15:07:29.274
7 -	21.823	114.3	27.211	13.198	117.9	13.621	104.3	1:15.853	(3) 93.92	0.244	15:08:45.127
8 -	22.007	114.3	27.484	13.054	119.1	13.659	106.5	1:16.204	93.49	0.595	15:10:01.331
9 -	21.950	109.1	27.342	13.060	118.9	13.509	104.8	1:15.861	93.91	0.252	15:11:17.192
10 -	21.883	113.5	27.218	13.216	118.1	13.662	105.3	1:15.979	93.77	0.370	15:12:33.171

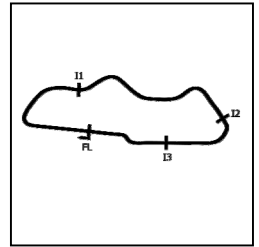
P3 99		Bailey STUART-CAMPBELL				Honda - 151s S-C Racing					
IDEAL LAP TIME : 1:15.550		BEST LAP TIME : 1:15.844				DIFFERENCE : 0.294					
LAP	SECTOR 1	SECTOR 2	SECTOR 3	SECTOR 4	LAP TIME	MPH	DIFF	TIME OF DAY			
1 -		109.6	27.714	13.172	122.9	13.490	106.3	1:20.205	88.82	4.361	15:01:10.803
2 -	21.629	115.3	27.669	13.159	122.0	13.507	106.0	1:15.964	(2) 93.78	0.120	15:02:26.767
3 -	21.691	112.7	27.908	13.256	122.4	13.578	103.4	1:16.433	93.21	0.589	15:03:43.200
4 -	21.927	107.8	27.710	13.294	119.4	13.583	105.3	1:16.514	93.11	0.670	15:04:59.714
5 -	21.906	109.1	27.524	13.242	121.7	13.710	104.3	1:16.382	93.27	0.538	15:06:16.096
6 -	21.718	110.1	27.486	13.528	119.6	13.754	107.2	1:16.486	93.14	0.642	15:07:32.582
7 -	21.772	112.0	27.431	13.399	120.2	13.596	105.3	1:16.198	93.50	0.354	15:08:48.780
8 -	21.844	114.1	27.367	13.168	119.8	13.465	106.3	1:15.844 (1)	93.93		15:10:04.624
9 -	21.898	113.1	27.536	13.161	121.7	13.480	106.0	1:16.075	(3) 93.65	0.231	15:11:20.699
10 -	21.842	113.7	27.746	13.242	120.9	13.395	105.3	1:16.225	93.46	0.381	15:12:36.924

P4 52		Evan BELFORD				Honda - City Lifting by RS Racing					
IDEAL LAP TIME : 1:15.226		BEST LAP TIME : 1:15.527				DIFFERENCE : 0.301					
LAP	SECTOR 1	SECTOR 2	SECTOR 3	SECTOR 4	LAP TIME	MPH	DIFF	TIME OF DAY			
1 -		112.9	27.398	13.073	123.3	13.425	108.2	1:19.561	89.54	4.034	15:01:10.159
2 -	21.728	117.9	27.374	12.917	124.9	13.508	107.8	1:15.527 (1)	94.33		15:02:25.686
3 -	21.593	118.1	28.275	13.302	119.4	13.365	106.5	1:16.535	93.08	1.008	15:03:42.221
4 -	21.757	115.7	27.351	13.128	120.6	13.982	101.6	1:16.218	(2) 93.47	0.691	15:04:58.439
5 -	22.047	112.5	27.844	13.494	117.5	13.640	105.1	1:17.025	92.49	1.498	15:06:15.464
6 -	22.063	111.6	27.758	13.609	122.6	13.567	105.0	1:16.997	92.53	1.470	15:07:32.461
7 -	21.992	112.4	27.543	13.355	122.0	13.551	106.6	1:16.441	93.20	0.914	15:08:48.902
8 -	21.980	115.1	27.529	13.163	120.9	13.592	105.3	1:16.264	(3) 93.42	0.737	15:10:05.166
9 -	22.013	113.9	27.937	13.278	120.9	13.800	104.6	1:17.028	92.49	1.501	15:11:22.194
10 -	22.292	111.4	28.651	13.760	117.3	14.238	101.9	1:18.941	90.25	3.414	15:12:41.135

Weather / Track : Bright / Dry

Donington Park National
Circuit Length = 1.9790 miles
Start: 14:59 Flag 15:12 End: 15:14

RACE 11 - SECTOR ANALYSIS



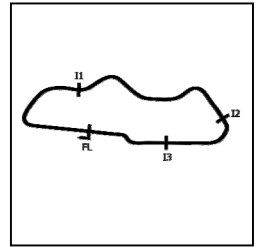
SECTOR 1 = FL to I1, SECTOR 2 = I1 to I2, SECTOR 3 = I2 to I3, SECTOR 4 = I3 to FL, DIFF = Difference To Personal Best Lap, P = Crossed Finish Line in Pit Lane, D = Time Disallowed

P5		8		Eddie O'SHEA		Honda - WAM			
IDEAL LAP TIME : 1:15.630		BEST LAP TIME : 1:15.877		DIFFERENCE : 0.247					
LAP	SECTOR 1	SECTOR 2	SECTOR 3	SECTOR 4	LAP TIME	MPH	DIFF	TIME OF DAY	
1 -		107.0		115.7	14.236 104.5	1:26.211	82.64	10.334	15:01:16.809
2 -	21.863	113.7	27.851	13.066 124.9	14.308 105.6	1:17.088	92.42	1.211	15:02:33.897
3 -	21.770	112.4	27.786	13.286 122.2	13.756 105.0	1:16.598	93.01	0.721	15:03:50.495
4 -	21.737	115.9	27.339	13.320 119.8	13.663 106.0	1:16.059 (3)	93.67	0.182	15:05:06.554
5 -	21.679	116.1	27.389	13.244 122.4	13.565 105.1	1:15.877 (1)	93.89		15:06:22.431
6 -	21.824	113.9	27.553	13.371 120.6	13.681 104.6	1:16.429	93.21	0.552	15:07:38.860
7 -	21.660	113.5	27.548	13.232 120.2	13.566 104.6	1:16.006 (2)	93.73	0.129	15:08:54.866
8 -	21.883	115.5	27.442	13.214 121.1	13.643 105.1	1:16.182	93.52	0.305	15:10:11.048
9 -	21.681	116.7	27.703	13.203 121.5	13.969 102.9	1:16.556	93.06	0.679	15:11:27.604
10 -	22.136	106.3	27.722	13.272 120.9	13.728 105.5	1:16.858	92.69	0.981	15:12:44.462

P6		46		Elliott DUFTON		Honda - D&D Racing			
IDEAL LAP TIME : 1:16.389		BEST LAP TIME : 1:16.728		DIFFERENCE : 0.339					
LAP	SECTOR 1	SECTOR 2	SECTOR 3	SECTOR 4	LAP TIME	MPH	DIFF	TIME OF DAY	
1 -		111.6	27.359	13.440 116.5	13.715 103.7	1:21.215	87.72	4.487	15:01:11.813
2 -	22.176	111.4	27.689	13.216 117.3	13.647 102.6	1:16.728 (1)	92.85		15:02:28.541
3 -	22.325	107.0	28.039	13.366 114.7	13.873 103.2	1:17.603	91.80	0.875	15:03:46.144
4 -	22.606	108.5	28.116	13.706 109.8	14.091 103.0	1:18.519	90.73	1.791	15:05:04.663
5 -	22.607	110.0	28.122	13.422 116.3	13.736 104.2	1:17.887	91.47	1.159	15:06:22.550
6 -	22.167	111.6	27.509	13.413 116.1	13.785 102.1	1:16.874 (2)	92.67	0.146	15:07:39.424
7 -	22.385	109.8	27.682	13.398 114.7	13.892 102.2	1:17.357 (3)	92.10	0.629	15:08:56.781
8 -	22.653	106.5	28.077	13.306 115.3	13.913 101.9	1:17.949	91.40	1.221	15:10:14.730
9 -	22.703	108.2	28.110	13.394 116.1	13.845 102.1	1:18.052	91.28	1.324	15:11:32.782
10 -	22.746	107.0	28.156	13.453 114.3	13.926 101.9	1:18.281	91.01	1.553	15:12:51.063

P7		48		Ollie WALKER		Honda - Moto Rapido / SP125 Racing			
IDEAL LAP TIME : 1:16.941		BEST LAP TIME : 1:17.366		DIFFERENCE : 0.425					
LAP	SECTOR 1	SECTOR 2	SECTOR 3	SECTOR 4	LAP TIME	MPH	DIFF	TIME OF DAY	
1 -		105.5	28.500	13.322 120.4	14.458 102.9	1:23.553	85.27	6.187	15:01:14.151
2 -	22.490	112.4	27.993	13.320 120.0	13.759 104.6	1:17.562 (3)	91.85	0.196	15:02:31.713
3 -	22.050	113.3	28.125	13.414 120.0	14.032 104.6	1:17.621	91.78	0.255	15:03:49.334
4 -	22.255	109.8	28.181	13.342 118.9	13.787 106.0	1:17.565	91.85	0.199	15:05:06.899
5 -	22.203	111.2	27.868	13.395 118.5	13.900 104.6	1:17.366 (1)	92.09		15:06:24.265
6 -	22.305	113.7	28.107	13.339 120.2	13.959 103.4	1:17.710	91.68	0.344	15:07:41.975
7 -	22.531	105.8	28.280	13.306 119.1	14.020 105.5	1:18.137	91.18	0.771	15:09:00.112
8 -	22.516	109.6	27.903	13.337 119.1	13.810 104.8	1:17.566	91.85	0.200	15:10:17.678
9 -	22.169	114.3	28.192	13.388 119.4	13.717 104.3	1:17.466 (2)	91.97	0.100	15:11:35.144
10 -	22.146	111.8	28.209	13.371 117.3	13.837 104.6	1:17.563	91.85	0.197	15:12:52.707

P8		43		Ryan HITCHCOCK		Honda - Wilson Racing			
IDEAL LAP TIME : 1:16.711		BEST LAP TIME : 1:17.113		DIFFERENCE : 0.402					
LAP	SECTOR 1	SECTOR 2	SECTOR 3	SECTOR 4	LAP TIME	MPH	DIFF	TIME OF DAY	
1 -		105.3	28.385	13.411 116.5	14.511 103.5	1:23.429	85.39	6.316	15:01:14.027
2 -	22.137	110.1	27.818	13.281 118.3	14.016 103.2	1:17.252 (2)	92.22	0.139	15:02:31.279
3 -	22.181	110.7	28.206	13.529 116.7	14.118 103.4	1:18.034	91.30	0.921	15:03:49.313
4 -	22.506	108.0	28.341	13.384 118.7	14.039 106.5	1:18.270	91.02	1.157	15:05:07.583
5 -	22.237	110.7	27.476	13.342 117.5	14.058 105.1	1:17.113 (1)	92.39		15:06:24.696
6 -	22.310	109.6	27.841	13.359 117.7	13.853 102.9	1:17.363 (3)	92.09	0.250	15:07:42.059
7 -	22.307	104.6	28.012	13.411 117.9	14.191 101.6	1:17.921	91.43	0.808	15:08:59.980
8 -	22.932	104.5	27.921	13.245 119.4	13.974 106.0	1:18.072	91.25	0.959	15:10:18.052
9 -	22.301	108.9	27.884	13.362 118.3	13.946 105.0	1:17.493	91.93	0.380	15:11:35.545
10 -	22.221	109.2	27.804	13.484 120.0	13.918 104.5	1:17.427	92.01	0.314	15:12:52.972



SECTOR 1 = FL to I1, SECTOR 2 = I1 to I2, SECTOR 3 = I2 to I3, SECTOR 4 = I3 to FL, DIFF = Difference To Personal Best Lap, P = Crossed Finish Line in Pit Lane, D = Time Disallowed

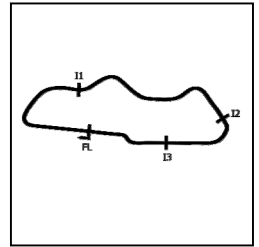
P9 15		Harrison CROSBY				Honda - Banks Racing					
IDEAL LAP TIME : 1:16.733		BEST LAP TIME : 1:17.114				DIFFERENCE : 0.381					
LAP	SECTOR 1	SECTOR 2	SECTOR 3	SECTOR 4	LAP TIME	MPH	DIFF	TIME OF DAY			
1 -	109.1	28.319	13.411	121.5	14.490	100.9	1:24.085	84.73	6.971	15:01:14.683	
2 -	22.460	111.8	27.788	13.315	120.0	13.774	103.8	1:17.337 (2)	92.12	0.223	15:02:32.020
3 -	22.322	113.3	27.707	13.357	119.8	14.162	103.4	1:17.548	91.87	0.434	15:03:49.568
4 -	22.440	111.2	27.961	13.392	118.3	13.963	105.1	1:17.756	91.62	0.642	15:05:07.324
5 -	22.352	113.9	27.419	13.503	118.3	13.840	104.0	1:17.114 (1)	92.39		15:06:24.438
6 -	22.405	113.9	27.517	13.435	116.5	14.298	99.8	1:17.655	91.74	0.541	15:07:42.093
7 -	22.519	114.9	28.003	13.428	117.9	14.057	102.2	1:18.007	91.33	0.893	15:09:00.100
8 -	22.617	107.2	27.755	13.441	117.1	13.914	104.0	1:17.727	91.66	0.613	15:10:17.827
9 -	22.276	113.3	28.000	13.465	118.7	13.723	104.0	1:17.464 (3)	91.97	0.350	15:11:35.291
10 -	22.276	114.9	27.794	13.581	113.9	14.180	103.5	1:17.831	91.53	0.717	15:12:53.122

P10 74		James COOK				Honda - Wilson Racing					
IDEAL LAP TIME : 1:17.435		BEST LAP TIME : 1:17.782				DIFFERENCE : 0.347					
LAP	SECTOR 1	SECTOR 2	SECTOR 3	SECTOR 4	LAP TIME	MPH	DIFF	TIME OF DAY			
1 -	100.9	29.314	13.886	118.1	14.227	102.4	1:26.075	82.77	8.293	15:01:16.673	
2 -	22.454	107.8	28.159	13.480	118.3	14.051	103.5	1:18.144	91.17	0.362	15:02:34.817
3 -	22.440	111.2	28.424	13.327	118.9	14.007	104.6	1:18.198	91.11	0.416	15:03:53.015
4 -	22.352	103.8	28.658	13.562	115.9	14.138	103.0	1:18.710	90.51	0.928	15:05:11.725
5 -	22.365	109.8	28.200	13.553	116.1	13.933	103.4	1:18.051 (2)	91.28	0.269	15:06:29.776
6 -	22.341	108.4	28.331	13.677	116.5	14.047	104.2	1:18.396	90.88	0.614	15:07:48.172
7 -	22.580	109.1	28.619	13.762	116.5	14.084	104.5	1:19.045	90.13	1.263	15:09:07.217
8 -	22.368	108.9	27.980	13.349	116.7	14.085	101.6	1:17.782 (1)	91.59		15:10:24.999
9 -	22.345	112.0	28.511	13.377	117.5	14.036	101.2	1:18.269	91.02	0.487	15:11:43.268
10 -	22.500	109.8	28.192	13.629	114.7	13.787	103.0	1:18.108 (3)	91.21	0.326	15:13:01.376

P11 4		Sullivan MOUNSEY				Honda - Lloyd & Jones PR Racing					
IDEAL LAP TIME : 1:17.779		BEST LAP TIME : 1:18.027				DIFFERENCE : 0.248					
LAP	SECTOR 1	SECTOR 2	SECTOR 3	SECTOR 4	LAP TIME	MPH	DIFF	TIME OF DAY			
1 -	105.3	28.715	13.405	124.7	14.317	102.1	1:24.217	84.59	6.190	15:01:14.815	
2 -	22.624	105.6	28.374	13.250	122.4	14.133	106.6	1:18.381	90.89	0.354	15:02:33.196
3 -	22.350	109.1	28.555	13.416	121.7	13.963	107.2	1:18.284 (3)	91.01	0.257	15:03:51.480
4 -	22.421	108.2	28.533	13.525	120.0	14.037	107.3	1:18.516	90.74	0.489	15:05:09.996
5 -	22.884	107.0	28.550	13.466	120.2	14.197	107.0	1:19.097	90.07	1.070	15:06:29.093
6 -	22.571	105.8	28.615	13.560	119.8	14.098	106.0	1:18.844	90.36	0.817	15:07:47.937
7 -	22.639	107.2	28.725	13.569	120.2	14.192	106.1	1:19.125	90.04	1.098	15:09:07.062
8 -	22.722	108.5	28.257	13.335	121.3	13.942	107.3	1:18.256 (2)	91.04	0.229	15:10:25.318
9 -	22.357	110.1	28.399	13.349	122.2	13.922	106.8	1:18.027 (1)	91.30		15:11:43.345
10 -	22.731	105.6	28.477	13.549	119.8	13.978	107.3	1:18.735	90.48	0.708	15:13:02.080

P12 69		Gary SCOTT				Honda - Scott Racing					
IDEAL LAP TIME : 1:17.675		BEST LAP TIME : 1:18.200				DIFFERENCE : 0.525					
LAP	SECTOR 1	SECTOR 2	SECTOR 3	SECTOR 4	LAP TIME	MPH	DIFF	TIME OF DAY			
1 -	112.2	28.599	13.469	120.4	14.926	100.1	1:24.393	84.42	6.193	15:01:14.991	
2 -	22.832	114.5	28.265	13.458	118.9	14.494	103.8	1:19.049	90.12	0.849	15:02:34.040
3 -	22.344	115.5	28.422	13.526	116.9	14.242	104.5	1:18.534	90.72	0.334	15:03:52.574
4 -	22.607	107.8	28.670	13.759	114.3	14.535	103.7	1:19.571	89.53	1.371	15:05:12.145
5 -	22.294	112.7	28.393	13.467	117.3	14.175	104.2	1:18.329 (2)	90.95	0.129	15:06:30.474
6 -	22.428	113.9	28.004	13.531	116.9	14.698	103.4	1:18.661	90.57	0.461	15:07:49.135
7 -	22.498	113.3	28.371	13.568	116.7	14.251	103.8	1:18.688	90.54	0.488	15:09:07.823
8 -	22.871	115.5	28.082	13.343	118.3	14.034	102.4	1:18.330 (3)	90.95	0.130	15:10:26.153
9 -	22.585	109.2	28.369	13.453	117.1	14.051	101.6	1:18.458	90.80	0.258	15:11:44.611
10 -	22.379	113.1	28.154	13.569	116.3	14.098	101.9	1:18.200 (1)	91.10		15:13:02.811

RACE 11 - SECTOR ANALYSIS



SECTOR 1 = FL to I1, SECTOR 2 = I1 to I2, SECTOR 3 = I2 to I3, SECTOR 4 = I3 to FL, DIFF = Difference To Personal Best Lap, P = Crossed Finish Line in Pit Lane, D = Time Disallowed

P13 11		Rossi DOBSON		Honda - Rossi Dobson						
IDEAL LAP TIME : 1:17.762		BEST LAP TIME : 1:18.339		DIFFERENCE : 0.577						
LAP	SECTOR 1	SECTOR 2	SECTOR 3	SECTOR 4	LAP TIME	MPH	DIFF	TIME OF DAY		
1 -		107.3	29.147	13.586 119.8	14.150 104.0	1:24.889	83.92	6.550	15:01:15.487	
2 -	22.523	117.5	28.885	13.483 118.9	14.018 103.7	1:18.909	90.28	0.570	15:02:34.396	
3 -	22.448	115.1	28.656	13.458 117.5	14.141 104.5	1:18.703	90.52	0.364	15:03:53.099	
4 -	22.438	109.2	28.655	13.472 118.3	14.551 105.6	1:19.116	90.05	0.777	15:05:12.215	
5 -	22.430	115.1	28.394	13.494 118.1	14.062 105.5	1:18.380 (2)	90.89	0.041	15:06:30.595	
6 -	22.476	112.2	28.136	13.484 117.5	14.494 104.3	1:18.590 (3)	90.65	0.251	15:07:49.185	
7 -	22.602	110.7	28.205	13.639 116.5	14.194 105.8	1:18.640	90.59	0.301	15:09:07.825	
8 -	22.539	110.9	28.136	13.353 118.3	14.311 103.2	1:18.339 (1)	90.94		15:10:26.164	
9 -	22.323	117.3	29.363	13.428 117.5	13.950 104.0	1:19.064	90.11	0.725	15:11:45.228	
10 -	22.433	114.5	28.739	13.692 116.1	14.209 103.5	1:19.073	90.10	0.734	15:13:04.301	

P14 2		Rhys COATES		Honda - Ernie Coates Race Support						
IDEAL LAP TIME : 1:18.731		BEST LAP TIME : 1:19.177		DIFFERENCE : 0.446						
LAP	SECTOR 1	SECTOR 2	SECTOR 3	SECTOR 4	LAP TIME	MPH	DIFF	TIME OF DAY		
1 -		105.0	29.342	13.658 120.2	14.898 101.9	1:26.198	82.65	7.021	15:01:16.796	
2 -	22.624	107.2	28.688	13.495 119.8	14.370 102.7	1:19.177 (1)	89.98		15:02:35.973	
3 -	22.397	108.4	28.814	13.635 117.7	14.604 102.6	1:19.450 (2)	89.67	0.273	15:03:55.423	
4 -	22.448	107.8	28.897	13.700 116.1	14.596 102.2	1:19.641	89.45	0.464	15:05:15.064	
5 -	22.596	106.8	28.918	13.744 117.7	14.747 100.3	1:20.005	89.05	0.828	15:06:35.069	
6 -	22.722	107.3	28.532	13.721 115.7	14.534 101.2	1:19.509 (3)	89.60	0.332	15:07:54.578	
7 -	22.802	106.5	28.469	13.681 115.7	14.584 101.5	1:19.536	89.57	0.359	15:09:14.114	
8 -	22.819	106.8	28.610	13.603 117.1	14.742 101.2	1:19.774	89.31	0.597	15:10:33.888	
9 -	22.764	106.1	28.865	13.797 115.9	14.679 100.6	1:20.105	88.94	0.928	15:11:53.993	
10 -	22.825	108.4	28.715	13.625 115.5	14.470 101.6	1:19.635	89.46	0.458	15:13:13.628	

P15 27		Calum BEACH		Honda - Calum Beach Racing / SP125 Racing						
IDEAL LAP TIME : 1:18.949		BEST LAP TIME : 1:19.108		DIFFERENCE : 0.159						
LAP	SECTOR 1	SECTOR 2	SECTOR 3	SECTOR 4	LAP TIME	MPH	DIFF	TIME OF DAY		
1 -		105.8	29.128	13.713 119.4	14.364 101.9	1:25.363	83.46	6.255	15:01:15.961	
2 -	22.778	108.9	28.592	13.616 118.7	14.292 102.2	1:19.278 (2)	89.86	0.170	15:02:35.239	
3 -	22.760	109.8	28.730	13.650 115.1	14.480 100.7	1:19.620	89.48	0.512	15:03:54.859	
4 -	22.819	109.8	28.472	13.892 112.9	14.395 101.9	1:19.578	89.53	0.470	15:05:14.437	
5 -	22.929	107.0	29.011	13.902 113.9	15.609 96.5	1:21.451	87.47	2.343	15:06:35.888	
6 -	23.293	110.0	28.835	13.788 113.5	14.328 101.5	1:20.244	88.78	1.136	15:07:56.132	
7 -	22.739	110.3	28.679	13.716 114.1	14.285 101.2	1:19.419 (3)	89.70	0.311	15:09:15.551	
8 -	23.175	109.8	28.598	13.681 115.1	14.322 101.3	1:19.776	89.30	0.668	15:10:35.327	
9 -	22.648	112.2	28.541	13.694 115.3	14.225 101.0	1:19.108 (1)	90.06		15:11:54.435	
10 -	22.718	110.5	28.591	13.604 116.3	14.513 100.3	1:19.426	89.70	0.318	15:13:13.861	

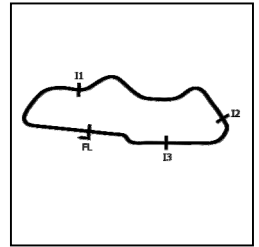
P16 14		Evann PENDRILL		Honda - VHC Racing						
IDEAL LAP TIME : 1:18.624		BEST LAP TIME : 1:18.937		DIFFERENCE : 0.313						
LAP	SECTOR 1	SECTOR 2	SECTOR 3	SECTOR 4	LAP TIME	MPH	DIFF	TIME OF DAY		
1 -		104.3	29.572	13.897 118.1	15.176 98.6	1:27.652	81.28	8.715	15:01:18.250	
2 -	22.827	107.5	29.109	13.695 116.7	14.186 99.4	1:19.817	89.26	0.880	15:02:38.067	
3 -	22.671	109.2	28.602	13.752 113.9	14.288 100.4	1:19.313	89.82	0.376	15:03:57.380	
4 -	22.709	111.4	28.195	13.773 112.5	14.260 101.0	1:18.937 (1)	90.25		15:05:16.317	
5 -	22.623	111.4	28.343	13.620 114.1	14.585 98.6	1:19.171 (2)	89.99	0.234	15:06:35.488	
6 -	22.781	111.6	28.371	13.801 113.7	14.297 101.6	1:19.250 (3)	89.90	0.313	15:07:54.738	
7 -	22.985	110.9	28.354	13.805 114.3	14.415 101.5	1:19.559	89.55	0.622	15:09:14.297	
8 -	22.736	111.1	28.674	13.819 114.5	14.526 100.6	1:19.755	89.33	0.818	15:10:34.052	
9 -	22.787	110.1	29.051	13.699 115.1	14.530 101.0	1:20.067	88.98	1.130	15:11:54.119	
10 -	22.849	108.4	28.885	13.834 114.5	14.326 101.8	1:19.894	89.17	0.957	15:13:14.013	

MCRCB BULLETIN TK305

2020 Bennetts British Superbike Championship - Quattro Group Round 1

2020 Honda British Talent Cup

RACE 11 - SECTOR ANALYSIS



SECTOR 1 = FL to I1, SECTOR 2 = I1 to I2, SECTOR 3 = I2 to I3, SECTOR 4 = I3 to FL, DIFF = Difference To Personal Best Lap, P = Crossed Finish Line in Pit Lane, D = Time Disallowed

P17 44		Lucas HILL		Honda - Ashcourt Racing								
IDEAL LAP TIME : 1:18.558		BEST LAP TIME : 1:19.163		DIFFERENCE : 0.605								
LAP	SECTOR 1	SECTOR 2	SECTOR 3	SECTOR 4	LAP TIME	MPH	DIFF	TIME OF DAY				
1 -	99.8	29.661	14.316	118.7	14.608	101.6	1:27.524	81.40	8.361	15:01:18.122		
2 -	22.878	105.5	29.505	13.477	117.9	14.564	99.5	1:20.424	88.58	1.261	15:02:38.546	
3 -	22.947	104.3	29.095	13.768	116.5	14.292	103.2	1:20.102	88.94	0.939	15:03:58.648	
4 -	22.669	107.0	29.043	13.633	115.9	14.116	103.8	1:19.461	89.66	0.298	15:05:18.109	
5 -	22.813	107.3	28.939	13.718	115.9	14.047	103.7	1:19.517	89.59	0.354	15:06:37.626	
6 -	22.639	107.3	28.562	13.602	115.5	14.360	104.2	1:19.163 (1)	89.99		15:07:56.789	
7 -	22.843	105.3	28.644	13.658	115.9	14.118	103.8	1:19.263	(3)	89.88	0.100	15:09:16.052
8 -	22.880	107.7	28.773	13.423	117.9	14.379	104.5	1:19.455	89.66	0.292	15:10:35.507	
9 -	22.793	108.7	28.449	13.837	115.3	14.109	104.3	1:19.188	(2)	89.97	0.025	15:11:54.695
10 -	22.825	102.2	28.610	13.659	115.7	14.283	103.2	1:19.377	89.75	0.214	15:13:14.072	

P18 65		Alexander ROWAN		Honda - Alexander Rowan Racing								
IDEAL LAP TIME : 1:18.874		BEST LAP TIME : 1:19.160		DIFFERENCE : 0.286								
LAP	SECTOR 1	SECTOR 2	SECTOR 3	SECTOR 4	LAP TIME	MPH	DIFF	TIME OF DAY				
1 -	95.4	29.579	13.909	123.3	15.001	103.8	1:28.017	80.94	8.857	15:01:18.615		
2 -	23.223	93.5	29.307	13.628	122.0	14.367	105.5	1:20.525	88.47	1.365	15:02:39.140	
3 -	23.112	93.4	29.010	13.556	121.5	14.444	105.8	1:20.122	88.92	0.962	15:03:59.262	
4 -	22.873	91.6	28.750	13.677	120.9	14.709	105.8	1:20.009	89.04	0.849	15:05:19.271	
5 -	23.187	91.5	28.590	13.511	120.4	14.488	105.5	1:19.776	89.30	0.616	15:06:39.047	
6 -	22.862	96.1	28.369	13.545	119.6	14.384	104.8	1:19.160 (1)	90.00		15:07:58.207	
7 -	22.903	92.1	28.450	13.429	120.2	14.420	103.5	1:19.202	(2)	89.95	0.042	15:09:17.409
8 -	22.914	95.5	28.667	13.408	120.9	14.442	104.6	1:19.431	(3)	89.69	0.271	15:10:36.840
9 -	22.867	93.8	28.237	13.548	121.1	14.811	101.5	1:19.463	89.65	0.303	15:11:56.303	
10 -	23.028	92.1	28.486	13.663	119.1	14.755	102.7	1:19.932	89.13	0.772	15:13:16.235	

P19 90		Harry COOK		Honda - JDF Racing								
IDEAL LAP TIME : 1:19.762		BEST LAP TIME : 1:20.160		DIFFERENCE : 0.398								
LAP	SECTOR 1	SECTOR 2	SECTOR 3	SECTOR 4	LAP TIME	MPH	DIFF	TIME OF DAY				
1 -	97.5	29.375	13.913	119.6	15.266	100.3	1:27.372	81.54	7.212	15:01:17.970		
2 -	22.958	98.8	29.105	13.778	115.5	14.638	101.5	1:20.479	88.52	0.319	15:02:38.449	
3 -	22.819	97.6	29.039	13.674	116.1	14.698	101.8	1:20.230	(3)	88.80	0.070	15:03:58.679
4 -	22.980	103.0	28.857	13.548	116.3	14.775	102.1	1:20.160 (1)	88.88		15:05:18.839	
5 -	22.906	99.4	28.964	13.758	115.7	14.593	101.0	1:20.221	(2)	88.81	0.061	15:06:39.060
6 -	23.159	103.8	29.225	13.737	114.5	14.729	101.6	1:20.850	88.12	0.690	15:07:59.910	
7 -	23.220	101.6	29.430	13.743	114.5	14.622	101.3	1:21.015	87.94	0.855	15:09:20.925	
8 -	23.229	99.4	28.966	13.803	115.1	14.538	101.0	1:20.536	88.46	0.376	15:10:41.461	
9 -	22.925	99.1	29.269	13.784	114.7	14.563	101.2	1:20.541	88.45	0.381	15:12:02.002	
10 -	23.003	99.5	29.743	13.932	112.2	15.005	100.0	1:21.683	87.22	1.523	15:13:23.685	

P20 50		Aditya BEHAL		Honda - Urban Nomads Racing								
IDEAL LAP TIME : 1:17.680		BEST LAP TIME : 1:17.975		DIFFERENCE : 0.295								
LAP	SECTOR 1	SECTOR 2	SECTOR 3	SECTOR 4	LAP TIME	MPH	DIFF	TIME OF DAY				
1 -	106.6	28.312	13.700	116.1	14.564	100.4	1:23.510	85.31	5.535	15:01:14.108		
2 -	22.859	113.5	28.574	13.607	117.1	14.695	101.8	1:19.735	89.35	1.760	15:02:33.843	
3 -	22.244	112.7	28.414	13.682	116.1	14.275	102.1	1:18.615	90.62	0.640	15:03:52.458	
4 -	22.555	109.6	28.640	13.719	114.5	14.491	103.5	1:19.405	89.72	1.430	15:05:11.863	
5 -	22.476	110.9	28.236	13.666	115.7	14.173	102.2	1:18.551	(3)	90.70	0.576	15:06:30.414
6 -	22.299	112.7	28.058	13.632	116.9	14.153	102.4	1:18.142	(2)	91.17	0.167	15:07:48.556
7 -	22.580	110.0	28.480	13.634	117.1	14.536	101.9	1:19.230	89.92	1.255	15:09:07.786	
8 -	22.461	112.2	28.000	13.448	117.5	14.066	102.4	1:17.975 (1)	91.37		15:10:25.761	

Weather / Track : Bright / Dry

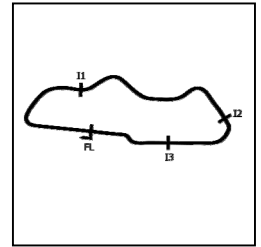
Donington Park National
Circuit Length = 1.9790 miles
Start: 14:59 Flag 15:12 End: 15:14

MCRCB BULLETIN TK305

2020 Bennetts British Superbike Championship - Quattro Group Round 1

2020 Honda British Talent Cup

RACE 11 - SECTOR ANALYSIS



SECTOR 1 = FL to I1, SECTOR 2 = I1 to I2 SECTOR 3 = I2 to I3, SECTOR 4 = I3 to FL, DIFF = Difference To Personal Best Lap, P = Crossed Finish Line in Pit Lane, D = Time Disallowed

P21 72		Casey O'GORMAN		Honda - Microlise Cresswell Racing						
IDEAL LAP TIME : 1:15.550		BEST LAP TIME : 1:15.624		DIFFERENCE : 0.074						
LAP	SECTOR 1	SECTOR 2	SECTOR 3		SECTOR 4		LAP TIME	MPH	DIFF	TIME OF DAY
1 -	115.9	27.471	13.101	124.0	13.521	107.0	1:18.938	90.25	3.314	15:01:09.536
2 -	21.687	116.3	27.344	13.062	124.2	13.531	107.5	1:15.624 (1)	94.21	15:02:25.160

Weather / Track : Bright / Dry

Results can be found at www.tsl-timing.com

Page 6 of 6

Donington Park National
Circuit Length = 1.9790 miles
Start: 14:59 Flag 15:12 End: 15:14

Printed - 15:17 Sunday, 09 August 2020

MCRCB BULLETIN TK306

2020 Bennetts British Superbike Championship - Quattro Group Round 1

2020 Honda British Talent Cup

RACE 11 - BEST SECTORS

SECTOR 1				SECTOR 2		SECTOR 3		SECTOR 4		IDEAL / BEST COMPARISON								
POS	NO	NAME	TIME	NO	NAME	TIME	NO	NAME	TIME	POS	NO	NAME	IDEAL	BEST	DIFF			
													PERFECT LAP	1:14.910				
1	16	CLARIDG	21.529	17	BOURNE	27.099	52	BELFORD	12.917	52	BELFORD	13.365	1	17	BOURNE	1:15.129	1:15.548	0.419
2	17	BOURNE	21.568	16	CLARIDG	27.195	16	CLARIDG	13.014	99	STUART-	13.395	2	16	CLARIDGE	1:15.156	1:15.609	0.453
3	52	BELFORD	21.593	8	O'SHEA	27.339	72	O'GORMA	13.062	17	BOURNE	13.398	3	52	BELFORD	1:15.226	1:15.527	0.301
4	72	O'GORMA	21.623	72	O'GORMA	27.344	17	BOURNE	13.064	16	CLARIDG	13.418	4	72	O'GORMAN	1:15.550	1:15.624	0.074
5	99	STUART-	21.629	52	BELFORD	27.351	8	O'SHEA	13.066	72	O'GORMA	13.521	5	99	STUART-CAMPBELL	1:15.550	1:15.844	0.294
6	8	O'SHEA	21.660	46	DUFTON	27.359	99	STUART-	13.159	8	O'SHEA	13.565	6	8	O'SHEA	1:15.630	1:15.877	0.247
7	48	WALKER	22.050	99	STUART-	27.367	46	DUFTON	13.216	46	DUFTON	13.647	7	46	DUFTON	1:16.389	1:16.728	0.339
8	43	HITCHCO	22.137	15	CROSBY	27.419	43	HITCHCO	13.245	48	WALKER	13.717	8	43	HITCHCOCK	1:16.711	1:17.113	0.402
9	50	BEHAL	22.166	43	HITCHCO	27.476	4	MOUNSEY	13.250	15	CROSBY	13.723	9	15	CROSBY	1:16.733	1:17.114	0.381
10	46	DUFTON	22.167	48	WALKER	27.868	48	WALKER	13.306	74	COOK	13.787	10	48	WALKER	1:16.941	1:17.366	0.425
11	15	CROSBY	22.276	74	COOK	27.980	15	CROSBY	13.315	43	HITCHCO	13.853	11	74	COOK	1:17.435	1:17.782	0.347
12	69	SCOTT	22.294	50	BEHAL	28.000	74	COOK	13.327	4	MOUNSEY	13.922	12	69	SCOTT	1:17.675	1:18.200	0.525
13	11	DOBSON	22.323	69	SCOTT	28.004	69	SCOTT	13.343	11	DOBSON	13.950	13	50	BEHAL	1:17.680	1:17.975	0.295
14	74	COOK	22.341	11	DOBSON	28.136	11	DOBSON	13.353	69	SCOTT	14.034	14	11	DOBSON	1:17.762	1:18.339	0.577
15	4	MOUNSEY	22.350	14	PENDRIL	28.195	65	ROWAN	13.408	44	HILL	14.047	15	4	MOUNSEY	1:17.779	1:18.027	0.248
16	2	COATES	22.397	65	ROWAN	28.237	44	HILL	13.423	50	BEHAL	14.066	16	44	HILL	1:18.558	1:19.163	0.605
17	14	PENDRIL	22.623	4	MOUNSEY	28.257	50	BEHAL	13.448	14	PENDRIL	14.186	17	14	PENDRILL	1:18.624	1:18.937	0.313
18	44	HILL	22.639	44	HILL	28.449	2	COATES	13.495	27	BEACH	14.225	18	2	COATES	1:18.731	1:19.177	0.446
19	27	BEACH	22.648	2	COATES	28.469	90	COOK	13.548	65	ROWAN	14.367	19	65	ROWAN	1:18.874	1:19.160	0.286
20	90	COOK	22.819	27	BEACH	28.472	27	BEACH	13.604	2	COATES	14.370	20	27	BEACH	1:18.949	1:19.108	0.159
21	65	ROWAN	22.862	90	COOK	28.857	14	PENDRIL	13.620	90	COOK	14.538	21	90	COOK	1:19.762	1:20.160	0.398
22				66	THOMAS	29.630												

Weather / Track : Bright / Dry

Results can be found at www.tsl-timing.com

Donington Park National
 Circuit Length = 1.9790 miles
 Start: 14:59 Flag 15:12 End: 15:14

Printed - 15:17 Sunday, 09 August 2020

MCRCB BULLETIN TK307**2020 Bennetts British Superbike Championship - Quattro Group Round 1****2020 Honda British Talent Cup****RACE 11 - BEST SPEEDS**

POS	INTERMEDIATE 1			INTERMEDIATE 2			INTERMEDIATE 3			FINISH LINE		
	NO	NAME	MPH	NO	NAME	MPH	NO	NAME	MPH	NO	NAME	MPH
1	17	BOURNE	118.3				52	BELFORD	124.9	52	BELFORD	108.2
2	16	CLARIDGE	118.1				8	O'SHEA	124.9	72	O'GORMAN	107.5
3	52	BELFORD	118.1				4	MOUNSEY	124.7	4	MOUNSEY	107.3
4	11	DOBSON	117.5				72	O'GORMAN	124.2	99	STUART-CAMPBELL	107.2
5	8	O'SHEA	116.7				65	ROWAN	123.3	16	CLARIDGE	106.5
6	72	O'GORMAN	116.7				17	BOURNE	122.9	43	HITCHCOCK	106.5
7	69	SCOTT	115.5				99	STUART-CAMPBELL	122.9	17	BOURNE	106.3
8	99	STUART-CAMPBELL	115.3				16	CLARIDGE	121.7	8	O'SHEA	106.0
9	15	CROSBY	114.9				15	CROSBY	121.5	48	WALKER	106.0
10	48	WALKER	114.3				48	WALKER	120.4	11	DOBSON	105.8
11	50	BEHAL	113.5				69	SCOTT	120.4	65	ROWAN	105.8
12	27	BEACH	112.2				2	COATES	120.2	15	CROSBY	105.1
13	74	COOK	112.0				43	HITCHCOCK	120.0	74	COOK	104.6
14	46	DUFTON	111.6				11	DOBSON	119.8	69	SCOTT	104.5
15	14	PENDRILL	111.6				90	COOK	119.6	44	HILL	104.5
16	43	HITCHCOCK	110.7				27	BEACH	119.4	46	DUFTON	104.2
17	4	MOUNSEY	110.1				74	COOK	118.9	50	BEHAL	103.5
18	44	HILL	108.7				44	HILL	118.7	2	COATES	102.7
19	2	COATES	108.4				14	PENDRILL	118.1	27	BEACH	102.2
20	66	THOMAS	105.0				50	BEHAL	117.5	90	COOK	102.1
21	90	COOK	103.8				46	DUFTON	117.3	14	PENDRILL	101.8
22	65	ROWAN	96.1									

Weather / Track : Bright / Dry

Results can be found at www.tsl-timing.comDonington Park National
Circuit Length = 1.9790 miles
Start: 14:59 Flag 15:12 End: 15:14

Printed - 15:18 Sunday, 09 August 2020

MCRCB BULLETIN TK308**2020 Bennetts British Superbike Championship - Quattro Group Round 1****2020 Honda British Talent Cup****RACE 11 - FASTEST LAP CLASSIFICATION**

POS	RACE POS	NO	NAME	NAT	ENTRY	BEST	ON
1	4	52	Evan BELFORD	GBR	Honda - City Lifting by RS Racing	1:15.527	2
2	1	17	Franco BOURNE	GBR	Honda - Franco Bourne Racing / SP125 Racing	1:15.548	2
3	2	16	Harvey CLARIDGE	GBR	Honda - City Lifting / SP125 Racing	1:15.609	2
4	21	72	Casey O'GORMAN	GBR	Honda - Microlise Cresswell Racing	1:15.624	2
5	3	99	Bailey STUART-CAMPBELL	GBR	Honda - 151s S-C Racing	1:15.844	8
6	5	8	Eddie O'SHEA	GBR	Honda - WAM	1:15.877	5
7	6	46	Elliott DUFTON	GBR	Honda - D&D Racing	1:16.728	2
8	8	43	Ryan HITCHCOCK	GBR	Honda - Wilson Racing	1:17.113	5
9	9	15	Harrison CROSBY	GBR	Honda - Banks Racing	1:17.114	5
10	7	48	Ollie WALKER	GBR	Honda - Moto Rapido / SP125 Racing	1:17.366	5
11	10	74	James COOK	GBR	Honda - Wilson Racing	1:17.782	8
12	20	50	Aditya BEHAL	GBR	Honda - Urban Nomads Racing	1:17.975	8
13	11	4	Sullivan MOUNSEY	GBR	Honda - Lloyd & Jones PR Racing	1:18.027	9
14	12	69	Gary SCOTT	GBR	Honda - Scott Racing	1:18.200	10
15	13	11	Rossi DOBSON	GBR	Honda - Rossi Dobson	1:18.339	8
16	16	14	Evann PENDRILL	GBR	Honda - VHC Racing	1:18.937	4
17	15	27	Calum BEACH	GBR	Honda - Calum Beach Racing / SP125 Racing	1:19.108	9
18	18	65	Alexander ROWAN	GBR	Honda - Alexander Rowan Racing	1:19.160	6
19	17	44	Lucas HILL	GBR	Honda - Ashcourt Racing	1:19.163	6
20	14	2	Rhys COATES	GBR	Honda - Ernie Coates Race Support	1:19.177	2
21	19	90	Harry COOK	GBR	Honda - JDF Racing	1:20.160	4

Weather / Track : Bright / Dry

Results can be found at www.tsl-timing.comDonington Park National
Circuit Length = 1.9790 miles
Start: 14:59 Flag 15:12 End: 15:14

Printed - 15:19 Sunday, 09 August 2020

MCRCB BULLETIN TK309

2020 Bennetts British Superbike Championship - Quattro Group Round 1

2020 Honda British Talent Cup

RACE 11 - STATISTICS

Competitors Started	22
Planned Start	2020-08-09 @ 14:36:00.000
Actual Start	2020-08-09 @ 14:59:50.597
Finish Time	2020-08-09 @ 15:12:33.045
Track Length	1.9790mi.
Total Laps	200
Total Distance Covered	395.8134mi.

Session Fastest Lap History

NO	NAME	LAP TIME	TIME OF DAY	LAP	VEHICLE
72	Casey O'GORMAN	1:15.624	15:02:25.166	2	Honda
16	Harvey CLARIDGE	1:15.609	15:02:25.375	2	Honda
17	Franco BOURNE	1:15.548	15:02:25.572	2	Honda
52	Evan BELFORD	1:15.527	15:02:25.698	2	Honda

Session Leader History

NO	NAME	FROM LAP	LAPS LED	DISTANCE	VEHICLE
72	Casey O'GORMAN	1	2	3.92 miles	Honda
16	Harvey CLARIDGE	3	5	9.89 miles	Honda
17	Franco BOURNE	8	1	1.97 miles	Honda
16	Harvey CLARIDGE	9	1	1.97 miles	Honda
17	Franco BOURNE	10	1	1.97 miles	Honda

Flag History

TYPE	TIME OF DAY
GREEN	14:59:50.597
FINISH	15:12:33.045

Flag Statistics

TYPE	COUNT	TOTAL LAPS	TOTAL TIME
Green	1	10	14:26.620
Red	0	0	0.000
Safety Car	0	0	0.000
FCY	0	0	0.000

Weather / Track : Bright / Dry

Results can be found at www.tsl-timing.com

Donington Park National
Circuit Length = 1.9790 miles
Start: 14:59 Flag 15:12 End: 15:14

Printed - 15:20 Sunday, 09 August 2020

MCRCB BULLETIN TK310

2020 Bennetts British Superbike Championship - Quattro Group Round 1

2020 Honda British Talent Cup

RACE 11 - SESSION NOTES

TIME	MESSAGE
14:50:18	RESTART OVER 10 LAPS - GRID POSITIONS AS AT LAP 6
14:50:18	QUICK START PROCEDURE - PITLANE OPENS AT 14:55
14:55:01	PITLANE OPEN
14:55:59	PITLANE CLOSED
14:57:17	30 SECONDS TO WARM UP LAP
14:57:35	GREEN FLAG - WARM UP LAP
14:59:03	RACE START
15:01:24	NO. 66 - FALLER AT T8 - RIDER OK
15:01:41	NO JUMP STARTS
15:03:25	NO. 72 - FALLER AT T6 - RIDER OK
15:07:43	TWO THIRDS DISTANCE COMPLETED
15:11:23	NO. 50 - FALLER AT T4 - RIDER OK

Weather / Track : Bright / Dry

Results can be found at www.tsl-timing.com

Donington Park National
Circuit Length = 1.9790 miles
Start: 14:59 Flag 15:12 End: 15:14

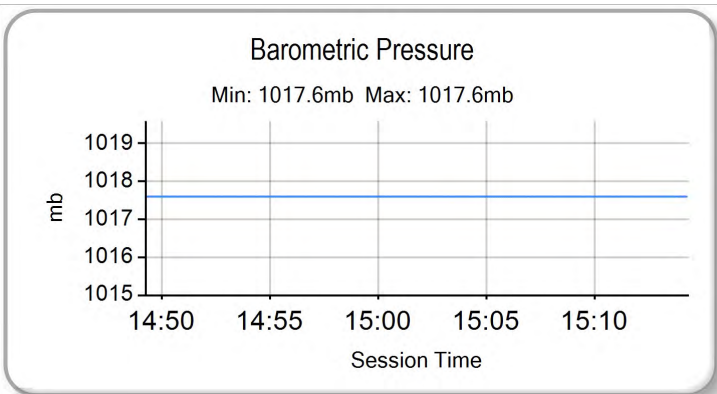
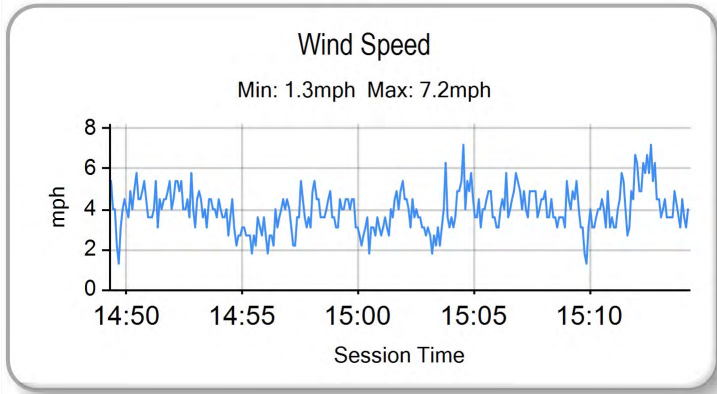
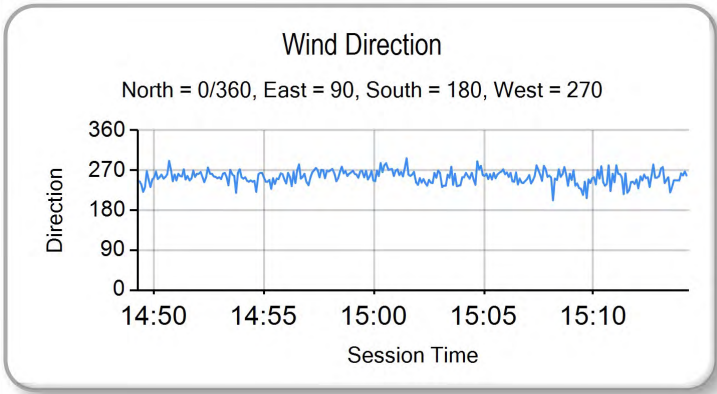
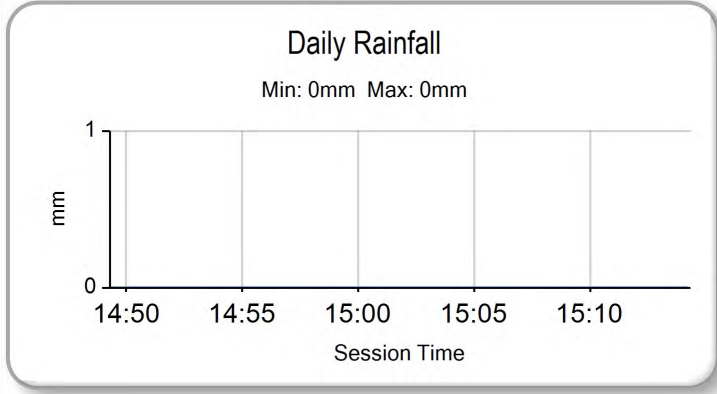
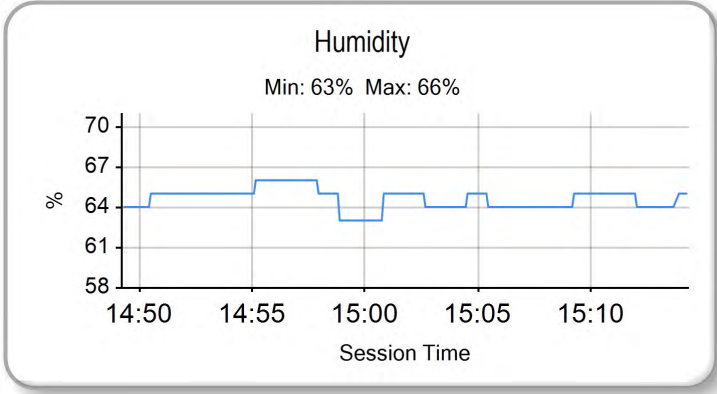
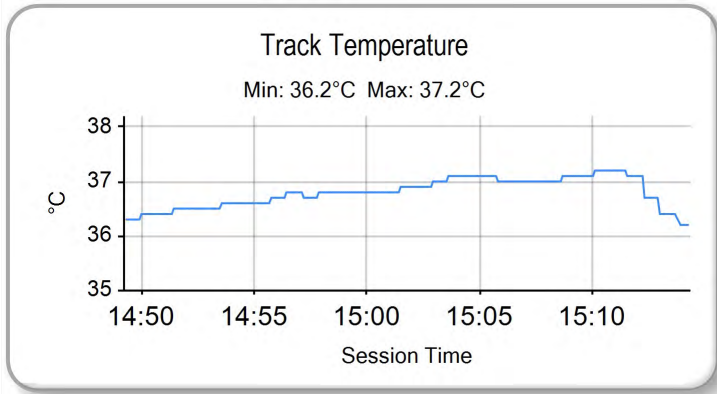
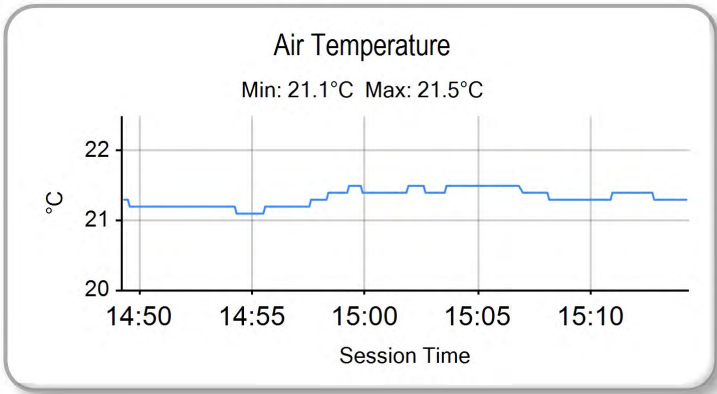
Printed - 15:20 Sunday, 09 August 2020

MCRCB BULLETIN TK311

2020 Bennetts British Superbike Championship - Quattro Group Round 1

2020 Honda British Talent Cup

RACE 11 - WEATHER CONDITIONS



Weather / Track : Bright / Dry

Results can be found at www.tsl-timing.com

Donington Park National
Circuit Length = 1.9790 miles
Start: 14:59 Flag 15:12 End: 15:14

Printed - 15:21 Sunday, 09 August 2020

MCRCB BULLETIN TK312

**2020 Honda British Talent Cup
RIDERS POINTS ROUND 2**



		TOTAL	GAP	DIFF											Wins	Seconds	Thirds
					1	2	3	4	5	6	7	8	9	10			
					7th-9th August	Donington Park National	21st-23rd August	Snetterton 300	4th-6th September	Silverstone National	2nd-4th October	Donington Park GP	16th-18th October	Brands Hatch GP			
1	Franco BOURNE	45			20	25									1	1	0
2	Harvey CLARIDGE	28	17		8	20									0	1	0
3	Casey O'GORMAN	25	20	3	25										1	0	0
4	Bailey STUART-CAMPBELL	25	20	0	9	16									0	0	1
5	Eddie O'SHEA	22	23	3	11	11									0	0	0
6	Charlie FARRER	16	29	6	16										0	0	1
7	Elliott DUFTON	16	29	0	6	10									0	0	0
8	Evan BELFORD	13	32	3		13									0	0	0
9	Jamie LYONS	13	32	0	13										0	0	0
10	James COOK	13	32	0	7	6									0	0	0
11	Ollie WALKER	12	33	1	3	9									0	0	0
12	Ryan HITCHCOCK	12	33	0	4	8									0	0	0
13	Harrison CROSBY	12	33	0	5	7									0	0	0
14	Corey TINKER	10	35	2	10										0	0	0
15	Sullivan MOUNSEY	7	38	3	2	5									0	0	0
16	Gary SCOTT	4	41	3		4									0	0	0
17	Rossi DOBSON	3	42	1		3									0	0	0
18	Rhys COATES	2	43	1		2									0	0	0
19	Evann PENDRILL	1	44	1	1										0	0	0
20	Calum BEACH	1	44	0		1									0	0	0
21		0	45	1											0	0	0
22		0	45	0											0	0	0
23		0	45	0											0	0	0
24		0	45	0											0	0	0