



HONDA BRITISH TALENT CUP

Round 3

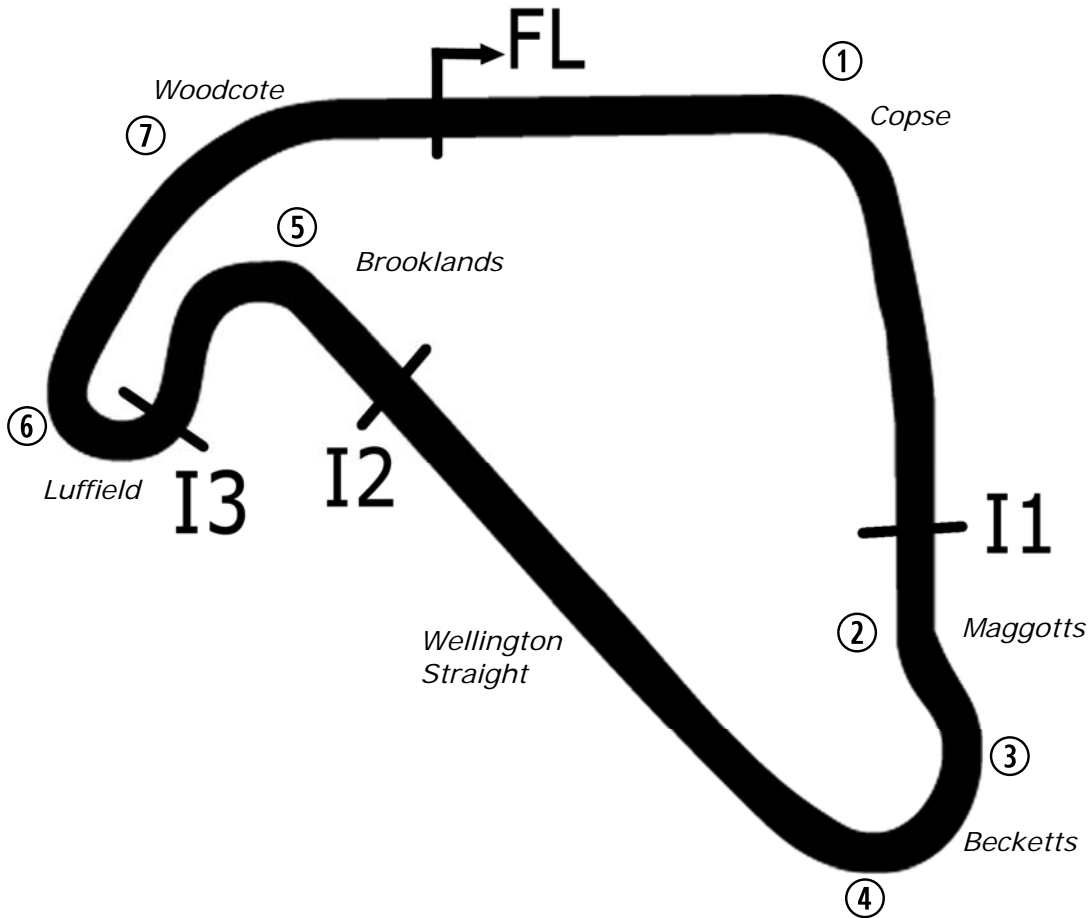
Silverstone National

4th – 6th September 2020



Results Provided by Timing Solutions Ltd
www.tsl-timing.com

Silverstone National



Length	1.6404 miles	2640.07 m		
FL		52.07872 N	1.01711 W	
I1	800m	52.07528 N	1.01019 W	
I2	1669m	52.07603 N	1.01669 W	
I3	2034m	52.07613 N	1.02017 W	
Pit Entry	2610m	52.07859 N	1.01758 W	
Pit Exit	308m after FL	52.07880 N	1.01268 W	
Pit Entry–Pit Exit 336m, 20.1s @60kph, 15.1s @80kph				

Lap Records		Best Sector Information					
		Sector 1	Sector 2	S2 Trap (mph)	Sector 3	Sector 4	F/L Trap (mph)
Superbike	54.109	13.821	16.951	171.6	8.991	13.289	152.5
Supersport / GP2	55.982	14.460	18.025	155.7	9.222	13.770	145.1
Superstock 1000	54.866	14.039	17.360	165.6	9.285	13.523	148.4
Superstock 600	57.280	14.823	18.483	150.4	9.437	14.166	140.5
Ducati Cup	57.126	14.744	18.434	154.9	9.457	14.037	142.0
BTC 18/19	1:01.647	16.070	20.280	126.6	9.633	15.070	122.6
BTC 2020	TBE	TBE	TBE	TBE	TBE	TBE	TBE
Junior Supersport	1:04.719	16.994	21.377	117.9	9.970	15.676	115.3

All results available at www.tsl-timing.com

2020 Honda British Talent Cup
RIDER PERFORMANCE CHART AFTER ROUND 4



#	NAME / BIKE	7th-9th August Donington Park National		21st-23rd August Snetterton 300		4th-6th September Silverstone National		2nd-4th October Donington Park GP		16th-18th October Brands Hatch GP	
		1	2	3	4	5	6	7	8	9	10
2	Rhys COATES	DF	14	18	19						
4	Sullivan MOUNSEY	14	11	15	16						
7	Jamie LYONS	4	DNS	DF	DF						
8	Eddie O'SHEA	5	5	2	2						
11	Rossi DOBSON	16	13	17	14						
14	Evann PENDRILL	15	16	12	12						
15	Harrison CROSBY	11	9	7	7						
16	Harvey CLARIDGE	8	2	4	3						
17	Franco BOURNE	2	1	1 *	DF						
27	Calum BEACH	DF	15	DF	18						
37	Corey TINKER	6	DNS	6	8						
43	Ryan HITCHCOCK	12	8	10	9						
44	Lucas HILL	17	17	13	21						
46	Elliott DUFTON	10	6	5	5						
48	Ollie WALKER	13	7	8	10						
50	Aditya BEHAL	DF	DF								
52	Evan BELFORD	DF	4	20	6						
57	Josh HIATT	19	DNS	14	17						
65	Alexander ROWAN	21	18	19	20						
66	Annabel THOMAS	20	DF	11	13						
69	Gary SCOTT	18	12	16	DF						
71	Charlie FARRER	3	DNS	3	4 *						
72	Casey O'GORMAN	1 *	DF	DF	1						
74	James COOK	9	10	22	11						
75	Jonathan GARNES			DF	15						
90	Harry COOK	22	19	21	DF						
99	Bailey STUART-CAMPBELL	7	3	9	DF						

* Denotes Fastest Lap | DF = Did Not Finish | NQ = Did Not Qualify | DNS = Did Not Start

NC = Finished but Not Classified | EX = Excluded | Change of Team/Machine ||

Denotes Pole Position

FREE PRACTICE 1 - CLASSIFICATION

POS	NO	NAME	NAT	ENTRY	TIME	ON	LAPS	GAP	DIFF	MPH
1	72	Casey O'GORMAN	GBR	Honda - Microlise Cresswell Racing	1:01.798	22	25			95.56
2	71	Charlie FARRER	GBR	Honda - Victoria House Racing Academy / Mortimer Racir	1:02.244	16	23	0.446	0.446	94.87
3	16	Harvey CLARIDGE	GBR	Honda - City Lifting / SP125 Racing	1:02.416	11	23	0.618	0.172	94.61
4	8	Eddie O'SHEA	GBR	Honda - WAM	1:02.597	12	24	0.799	0.181	94.34
5	17	Franco BOURNE	GBR	Honda - Franco Bourne Racing / SP125 Racing	1:02.905	18	22	1.107	0.308	93.88
6	15	Harrison CROSBY	GBR	Honda - Banks Racing	1:03.087	22	25	1.289	0.182	93.61
7	52	Evan BELFORD	GBR	Honda - City Lifting by RS Racing	1:03.117	20	25	1.319	0.030	93.56
8	48	Ollie WALKER	GBR	Honda - Moto Rapido / SP125 Racing	1:03.177	26	28	1.379	0.060	93.47
9	43	Ryan HITCHCOCK	GBR	Honda - Wilson Racing	1:03.638	22	24	1.840	0.461	92.80
10	37	Corey TINKER	GBR	Honda - Stauff Fluid Power Academy	1:03.788	16	23	1.990	0.150	92.58
11	44	Lucas HILL	GBR	Honda - Ashcourt Racing	1:03.830	17	25	2.032	0.042	92.52
12	74	James COOK	GBR	Honda - Wilson Racing	1:03.843	24	28	2.045	0.013	92.50
13	7	Jamie LYONS	GBR	Honda - Jamie Lyons Racing	1:03.851	15	27	2.053	0.008	92.49
14	66	Annabel THOMAS	GBR	Honda - Microlise Cresswell Racing	1:04.163	24	24	2.365	0.312	92.04
15	11	Rossi DOBSON	GBR	Honda - Rossi Dobson	1:04.219	20	27	2.421	0.056	91.96
16	65	Alexander ROWAN	GBR	Honda - Alexander Rowan Racing	1:04.306	17	26	2.508	0.087	91.83
17	2	Rhys COATES	GBR	Honda - Ernie Coates Race Support	1:04.355	19	27	2.557	0.049	91.76
18	46	Elliott DUFTON	GBR	Honda - D&D Racing	1:04.463	9	12	2.665	0.108	91.61
19	5	Mason Cade JOHNSON	GBR	Honda - Johnson Racing	1:04.591	14	27	2.793	0.128	91.43
20	14	Evann PENDRILL	GBR	Honda - VHC Racing	1:04.609	6	7	2.811	0.018	91.40
21	75	Jonathan GARNES	GBR	Honda - Microlise Cresswell Racing	1:04.729	24	26	2.931	0.120	91.23
22	69	Gary SCOTT	GBR	Honda - Scott Racing	1:04.753	24	24	2.955	0.024	91.20
23	27	Calum BEACH	GBR	Honda - Calum Beach Racing / SP125 Racing	1:05.373	21	22	3.575	0.620	90.33
24	90	Harry COOK	GBR	Honda - JDF Racing	1:05.713	20	27	3.915	0.340	89.87

QUALIFYING LAPTIME (110.0% of 1:01.798) = 1:07.977

Weather / Track : Cloudy / Dry

These results are provisional until the conclusion of any judicial and technical matters.

Silverstone

Circuit Length = 1.6404 miles

Start: 10:00 Flag 10:30 End: 10:31

Clerk Of Course :	Steward :	Timekeeper :
-------------------	-----------	--------------

Results can be found at www.britishsuperbike.com

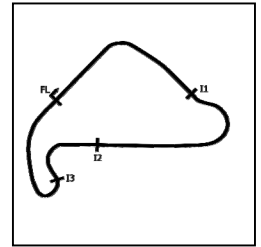
Printed - 10:32 Friday, 04 September 2020

MCRCB BULLETIN TK002

2020 Bennetts British Superbike Championship - Round 3

2020 Honda British Talent Cup

FREE PRACTICE 1 - SECTOR ANALYSIS



SECTOR 1 = FL to I1, SECTOR 2 = I1 to I2 SECTOR 3 = I2 to I3, SECTOR 4 = I3 to FL, DIFF = Difference To Personal Best Lap, P = Crossed Finish Line in Pit Lane, D = Time Disallowed

P1 72		Casey O'GORMAN				Honda - Microlise Cresswell Racing					
IDEAL LAP TIME : 1:01.613		BEST LAP TIME : 1:01.798				DIFFERENCE : 0.185					
LAP	SECTOR 1	SECTOR 2		SECTOR 3		SECTOR 4		LAP TIME	MPH	DIFF	TIME OF DAY
1 -	OUTLAP	22.932	123.3	11.476	16.902	115.3					10:01:11.592
2 -	17.643	21.706	124.0	10.549	16.064	118.4	1:05.962	89.53	4.164		10:02:17.554
3 -	20.586	22.016	124.0	10.345	15.675	117.6	1:08.622	86.06	6.824		10:03:26.176
4 -	17.055	21.403	124.9	10.257	15.675	119.1	1:04.390	91.71	2.592		10:04:30.566
5 -	16.732	21.058	125.6	10.171	15.478	118.2	1:03.439	93.09	1.641		10:05:34.005
6 -	16.552	20.418	126.3	9.958	15.397	118.4	1:02.325	94.75	0.527		10:06:36.330
7 -	16.675	20.615	125.6	9.969	15.345	119.5	1:02.604	94.33	0.806		10:07:38.934
8 -	16.536	20.587	125.2	10.073	15.385	120.0	1:02.581	94.36	0.783		10:08:41.515
9 -	16.447	20.329	126.1	10.056	15.553	120.0	1:02.385	94.66	0.587		10:09:43.900
10 -	16.427	20.502	124.9	11.298	15.677	120.2	1:03.904	92.41	2.106		10:10:47.804
11 -	16.617	20.699	124.7	10.082	15.512	119.3	1:02.910	93.87	1.112		10:11:50.714
12 -	16.427	20.292	124.7	9.883	15.305	119.5	1:01.907 (2)	95.39	0.109		10:12:52.621
13 -	16.434	20.403	125.6	10.305	15.289	119.5	1:02.431	94.59	0.633		10:13:55.052
14 -	16.508	20.628	124.7	10.026	15.138	121.3	1:02.300	94.79	0.502		10:14:57.352
15 -	16.547	21.048	125.9	10.533	IN PIT		1:11.315 P	82.81	9.517		10:16:08.667
16 -	OUTLAP	21.884	124.5	10.174	15.541	118.4	4:43.370	20.84	3:41.572		10:20:52.037
17 -	16.588	20.517	127.5	10.612	15.400	119.1	1:03.117	93.56	1.319		10:21:55.154
18 -	16.502	20.497	127.0	9.972	15.186	119.7	1:02.157	95.01	0.359		10:22:57.311
19 -	16.430	20.381	125.2	9.954	15.209	119.7	1:01.974 (3)	95.29	0.176		10:23:59.285
20 -	16.508	20.452	125.2	9.903	15.187	120.2	1:02.050	95.17	0.252		10:25:01.335
21 -	16.562	20.500	124.5	9.997	15.145	120.6	1:02.204	94.94	0.406		10:26:03.539
22 -	16.499	20.377	125.4	9.857	15.065	122.0	1:01.798 (1)	95.56			10:27:05.337
23 -	16.399	20.772	128.0	10.591	15.554	118.4	1:03.316	93.27	1.518		10:28:08.653
24 -	16.488	20.592	124.7	11.097	15.604	118.9	1:03.781	92.59	1.983		10:29:12.434
25 -	16.499	20.442	125.2	10.023	15.369	119.7	1:02.333	94.74	0.535		10:30:14.767

P2 71		Charlie FARRER				Honda - Victoria House Racing Academy / Mortimer Racing					
IDEAL LAP TIME : 1:01.983		BEST LAP TIME : 1:02.244				DIFFERENCE : 0.261					
LAP	SECTOR 1	SECTOR 2		SECTOR 3		SECTOR 4		LAP TIME	MPH	DIFF	TIME OF DAY
1 -	OUTLAP	23.070	117.9	12.001	16.099	115.5					10:01:36.237
2 -	17.322	21.678	121.1	11.028	15.738	117.2	1:05.766	89.79	3.522		10:02:42.003
3 -	16.878	21.512	121.5	10.605	15.349	118.0	1:04.344	91.78	2.100		10:03:46.347
4 -	17.104	20.967	123.5	10.672	15.242	119.7	1:03.985	92.29	1.741		10:04:50.332
5 -	16.705	20.896	122.4	10.398	15.229	119.5	1:03.228	93.40	0.984		10:05:53.560
6 -	16.631	21.029	122.6	10.197	15.117	120.0	1:02.974	93.77	0.730		10:06:56.534
7 -	16.985	20.839	123.3	10.297	IN PIT		1:14.284 P	79.50	12.040		10:08:10.818
8 -	OUTLAP	21.901	120.0	10.866	15.480	116.3	6:57.594	14.14	5:55.350		10:15:08.412
9 -	17.108	20.912	120.6	10.398	15.335	116.8	1:03.753	92.63	1.509		10:16:12.165
10 -	16.720	20.718	120.9	10.151	15.243	116.6	1:02.832	93.99	0.588		10:17:14.997
11 -	16.530	20.782	120.9	10.164	15.261	117.0	1:02.737	94.13	0.493		10:18:17.734
12 -	16.548	20.771	121.7	10.159	15.464	116.8	1:02.942	93.82	0.698		10:19:20.676
13 -	16.703	20.764	120.6	10.002	15.279	117.8	1:02.748	94.11	0.504		10:20:23.424
14 -	16.504	20.792	120.4	9.942	15.162	116.8	1:02.400	94.64	0.156		10:21:25.824
15 -	16.777	20.653	120.6	10.096	15.173	116.3	1:02.699	94.19	0.455		10:22:28.523
16 -	16.565	20.617	121.1	9.953	15.109	116.8	1:02.244 (1)	94.87			10:23:30.767
17 -	16.585	20.669	119.8	10.077	15.067	118.2	1:02.398 (3)	94.64	0.154		10:24:33.165
18 -	16.357	20.724	122.6	9.977	15.275	119.1	1:02.333 (2)	94.74	0.089		10:25:35.498
19 -	16.731	20.692	120.0	10.167	15.093	119.5	1:02.683	94.21	0.439		10:26:38.181
20 -	16.467	20.942	123.8	9.997	15.309	116.6	1:02.715	94.16	0.471		10:27:40.896
21 -	16.697	21.139	120.2	10.035	15.397	115.3	1:03.268	93.34	1.024		10:28:44.164
22 -	16.675	21.122	119.6	10.598	15.492	115.3	1:03.887	92.43	1.643		10:29:48.051
23 -	16.729	21.034	120.0	10.270	15.775	116.3	1:03.808	92.55	1.564		10:30:51.859

Weather / Track : Cloudy / Dry

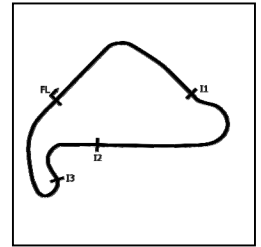
Silverstone
Circuit Length = 1.6404 miles
Start: 10:00 Flag 10:30 End: 10:31

MCRCB BULLETIN TK002

2020 Bennetts British Superbike Championship - Round 3

2020 Honda British Talent Cup

FREE PRACTICE 1 - SECTOR ANALYSIS



SECTOR 1 = FL to I1, SECTOR 2 = I1 to I2 SECTOR 3 = I2 to I3, SECTOR 4 = I3 to FL, DIFF = Difference To Personal Best Lap, P = Crossed Finish Line in Pit Lane, D = Time Disallowed

P3 16		Harvey CLARIDGE				Honda - City Lifting / SP125 Racing			
IDEAL LAP TIME : 1:02.188		BEST LAP TIME : 1:02.416		DIFFERENCE : 0.228					
LAP	SECTOR 1	SECTOR 2	SECTOR 3	SECTOR 4	LAP TIME	MPH	DIFF	TIME OF DAY	
1 -	OUTLAP	23.049	120.0	10.843	15.681	117.6		10:02:45.073	
2 -	17.577	21.516	121.1	10.397	15.336	117.8	1:04.826	91.10 2.410 10:03:49.899	
3 -	16.840	21.370	121.5	10.126	15.412	118.7	1:03.748	92.64 1.332 10:04:53.647	
4 -	17.072	21.075	121.7	10.119	15.268	118.0	1:03.534	92.95 1.118 10:05:57.181	
5 -	16.869	21.055	122.2	10.013	15.354	117.8	1:03.291	93.30 0.875 10:07:00.472	
6 -	16.859	20.829	122.4	9.928	15.329	118.0	1:02.945	93.82 0.529 10:08:03.417	
7 -	16.486	20.895	122.6	10.037	15.401	117.6	1:02.819	94.01 0.403 10:09:06.236	
8 -	16.647	20.706	123.3	11.651	15.527	116.6	1:04.531	91.51 2.115 10:10:10.767	
9 -	16.542	20.776	122.2	10.109	15.944	116.6	1:03.371	93.19 0.955 10:11:14.138	
10 -	16.618	20.933	120.9	10.046	15.388	117.0	1:02.985	93.76 0.569 10:12:17.123	
11 -	16.548	20.802	120.6	9.882	15.184	118.2	1:02.416 (1)	94.61 10:13:19.539	
12 -	16.423	20.977	120.2	9.875	15.353	117.0	1:02.628 (2)	94.29 0.212 10:14:22.167	
13 -	16.887	20.892	120.2	9.969	15.313	117.0	1:03.061	93.65 0.645 10:15:25.228	
14 -	16.657	20.772	119.6	9.948	15.311	117.4	1:02.688 (3)	94.20 0.272 10:16:27.916	
15 -	16.608	21.245	115.3	10.512	IN PIT		1:10.014 P	84.34 7.598 10:17:37.930	
16 -	OUTLAP	22.176	118.5	10.770	15.782	115.9	3:09.778	31.11 2:07.362 10:20:47.708	
17 -	17.071	21.474	119.4	10.493	IN PIT		1:08.878 P	85.74 6.462 10:21:56.586	
18 -	OUTLAP	21.683	119.4	10.407	15.604	117.2	2:58.502	33.08 1:56.086 10:24:55.088	
19 -	16.871	21.083	119.8	10.286	15.405	119.1	1:03.645	92.79 1.229 10:25:58.733	
20 -	16.715	21.000	120.0	10.697	15.659	114.9	1:04.071	92.17 1.655 10:27:02.804	
21 -	17.020	21.007	120.4	10.151	15.417	116.8	1:03.595	92.86 1.179 10:28:06.399	
22 -	16.769	21.030	120.0	10.178	15.378	117.4	1:03.355	93.21 0.939 10:29:09.754	
23 -	16.684	20.933	120.4	9.983	15.507	116.6	1:03.107	93.58 0.691 10:30:12.861	

P4 8		Eddie O'SHEA				Honda - WAM			
IDEAL LAP TIME : 1:02.415		BEST LAP TIME : 1:02.597		DIFFERENCE : 0.182					
LAP	SECTOR 1	SECTOR 2	SECTOR 3	SECTOR 4	LAP TIME	MPH	DIFF	TIME OF DAY	
1 -	OUTLAP	24.332	117.9	12.322	16.168	116.1		10:03:04.479	
2 -	17.699	22.445	123.1	11.324	16.127	117.4	1:07.595	87.36 4.998 10:04:12.074	
3 -	17.452	22.303	120.6	11.220	15.635	118.9	1:06.610	88.66 4.013 10:05:18.684	
4 -	17.026	21.505	123.3	10.537	15.462	118.9	1:04.530	91.51 1.933 10:06:23.214	
5 -	16.774	21.525	123.5	10.403	15.361	118.0	1:04.063	92.18 1.466 10:07:27.277	
6 -	16.642	20.995	124.0	10.474	15.323	118.0	1:03.434	93.09 0.837 10:08:30.711	
7 -	16.836	21.087	122.0	10.493	15.339	119.3	1:03.755	92.63 1.158 10:09:34.466	
8 -	17.098	21.206	121.7	10.922	15.344	119.7	1:04.570	91.46 1.973 10:10:39.036	
9 -	16.654	21.211	123.1	10.372	15.226	119.3	1:03.463	93.05 0.866 10:11:42.499	
10 -	16.714	21.063	123.5	10.254	15.132	120.0	1:03.163	93.49 0.566 10:12:45.662	
11 -	16.468	20.778	124.2	10.207	15.343	117.4	1:02.796 (2)	94.04 0.199 10:13:48.458	
12 -	16.572	20.732	124.0	10.097	15.196	120.4	1:02.597 (1)	94.34 10:14:51.055	
13 -	16.786	20.744	126.1	10.165	15.223	117.8	1:02.918	93.86 0.321 10:15:53.973	
14 -	17.349	21.646	122.6	10.994	IN PIT		1:16.665 P	77.03 14.068 10:17:10.638	
15 -	OUTLAP	22.293	120.9	10.662	15.479	117.4	3:44.731	26.27 2:42.134 10:20:55.369	
16 -	16.962	21.161	123.1	10.256	15.364	118.2	1:03.743	92.64 1.146 10:21:59.112	
17 -	16.762	21.113	125.2	10.759	15.620	116.6	1:04.254	91.91 1.657 10:23:03.366	
18 -	16.977	21.102	123.5	10.314	15.185	119.3	1:03.578	92.88 0.981 10:24:06.944	
19 -	16.802	20.868	124.2	10.282	15.315	119.3	1:03.267	93.34 0.670 10:25:10.211	
20 -	16.868	21.076	123.5	10.341	15.273	118.9	1:03.558	92.91 0.961 10:26:13.769	
21 -	16.621	20.981	122.9	10.430	15.259	121.1	1:03.291	93.30 0.694 10:27:17.060	
22 -	16.643	20.859	124.2	10.083	15.222	120.2	1:02.807 (3)	94.02 0.210 10:28:19.867	
23 -	16.696	20.813	124.0	10.403	15.339	119.7	1:03.251	93.36 0.654 10:29:23.118	
24 -	16.933	20.882	123.3	10.234	15.203	119.7	1:03.252	93.36 0.655 10:30:26.370	

Weather / Track : Cloudy / Dry

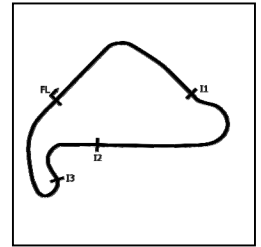
Silverstone
Circuit Length = 1.6404 miles
Start: 10:00 Flag 10:30 End: 10:31

MCRCB BULLETIN TK002

2020 Bennetts British Superbike Championship - Round 3

2020 Honda British Talent Cup

FREE PRACTICE 1 - SECTOR ANALYSIS



SECTOR 1 = FL to I1, SECTOR 2 = I1 to I2, SECTOR 3 = I2 to I3, SECTOR 4 = I3 to FL, DIFF = Difference To Personal Best Lap, P = Crossed Finish Line in Pit Lane, D = Time Disallowed

P5 17 Franco BOURNE		Honda - Franco Bourne Racing / SP125 Racing									
IDEAL LAP TIME : 1:02.629		BEST LAP TIME : 1:02.905		DIFFERENCE : 0.276							
LAP	SECTOR 1	SECTOR 2		SECTOR 3		SECTOR 4		LAP TIME	MPH	DIFF	TIME OF DAY
1 -	OUTLAP	24.638	101.5	12.780		IN PIT					10:02:05.697
2 -	OUTLAP	22.824	116.9	11.648		16.070 116.1		1:35.463	61.86	32.558	10:03:41.160
3 -	17.418	21.697	120.2	10.947		15.763 117.8		1:05.825	89.71	2.920	10:04:46.985
4 -	17.019	21.493	119.6	10.798		15.641 116.8		1:04.951	90.92	2.046	10:05:51.936
5 -	16.830	21.288	119.8	10.522		15.507 119.1		1:04.147	92.06	1.242	10:06:56.083
6 -	16.748	21.045	120.2	10.229		15.395 117.6		1:03.417	93.12	0.512	10:07:59.500
7 -	16.442	21.186	121.3	10.324		15.396 117.8		1:03.348	93.22	0.443	10:09:02.848
8 -	16.437	20.802	123.8	10.757		15.358 117.8		1:03.354	93.21	0.449	10:10:06.202
9 -	16.455	20.747	118.3	10.468		15.438 117.0		1:03.108	93.58	0.203	10:11:09.310
10 -	16.658	20.983	119.4	10.168		15.497 115.7		1:03.306	93.28	0.401	10:12:12.616
11 -	16.698	21.045	118.5	10.517		IN PIT		1:12.024	P 81.99	9.119	10:13:24.640
12 -	OUTLAP	24.820	101.5	11.649		15.652 115.9		4:46.279	20.62	3:43.374	10:18:10.919
13 -	17.083	21.287	118.7	10.873		15.427 117.0		1:04.670	91.32	1.765	10:19:15.589
14 -	16.748	20.966	120.6	10.310		15.464 117.6		1:03.488	93.02	0.583	10:20:19.077
15 -	16.511	20.696	121.1	10.375		15.395 119.1		1:02.977 (2)	93.77	0.072	10:21:22.054
16 -	16.857	20.737	120.2	10.396		15.374 118.9		1:03.364	93.20	0.459	10:22:25.418
17 -	16.770	20.918	121.3	10.299		15.419 119.5		1:03.406	93.14	0.501	10:23:28.824
18 -	16.549	20.851	118.9	10.177		15.328 116.1		1:02.905 (1)	93.88		10:24:31.729
19 -	16.679	20.762	119.4	10.215		15.406 116.6		1:03.062 (3)	93.64	0.157	10:25:34.791
20 -	16.725	20.906	118.3	10.214		15.380 116.8		1:03.225	93.40	0.320	10:26:38.016
21 -	16.610	21.092	121.1	10.776		IN PIT		1:10.486	P 83.78	7.581	10:27:48.502
22 -	OUTLAP	22.491	112.9	11.433		16.002 115.3		2:47.409	35.27	1:44.504	10:30:35.911

P6 15 Harrison CROSBY		Honda - Banks Racing									
IDEAL LAP TIME : 1:02.913		BEST LAP TIME : 1:03.087		DIFFERENCE : 0.174							
LAP	SECTOR 1	SECTOR 2		SECTOR 3		SECTOR 4		LAP TIME	MPH	DIFF	TIME OF DAY
1 -	OUTLAP	23.614	114.9	12.138		16.428 112.8					10:01:57.939
2 -	17.926	22.330	120.2	11.718		16.154 115.5		1:08.128	86.68	5.041	10:03:06.067
3 -	17.464	21.974	120.4	11.161		15.829 116.8		1:06.428	88.90	3.341	10:04:12.495
4 -	17.228	21.983	120.9	10.949		15.923 115.1		1:06.083	89.36	2.996	10:05:18.578
5 -	17.169	21.570	120.4	11.216		15.809 116.1		1:05.764	89.80	2.677	10:06:24.342
6 -	17.093	21.425	121.3	10.756		15.609 115.3		1:04.883	91.02	1.796	10:07:29.225
7 -	17.046	21.414	120.4	10.975		15.593 117.0		1:05.028	90.81	1.941	10:08:34.253
8 -	16.974	21.533	115.9	11.322		16.247 106.9		1:06.076	89.37	2.989	10:09:40.329
9 -	17.677	21.517	121.3	11.915		16.163 115.1		1:07.272	87.78	4.185	10:10:47.601
10 -	16.893	21.011	122.6	11.884		IN PIT		1:20.016	P 73.80	16.929	10:12:07.617
11 -	OUTLAP	22.420	121.5	11.008		15.499 116.3		3:13.671	30.49	2:10.584	10:15:21.288
12 -	16.883	21.023	121.7	10.588		15.441 115.7		1:03.935	92.36	0.848	10:16:25.223
13 -	16.683	21.554	121.7	11.018		15.598 115.9		1:04.853	91.06	1.766	10:17:30.076
14 -	16.681	20.796	122.4	10.512		15.492 115.9		1:03.481	93.03	0.394	10:18:33.557
15 -	16.876	21.043	122.4	10.459		15.368 117.6		1:03.746	92.64	0.659	10:19:37.303
16 -	16.663	20.850	122.2	10.328		15.435 117.2		1:03.276 (2)	93.33	0.189	10:20:40.579
17 -	16.588	20.944	121.1	10.489		15.649 116.6		1:03.670	92.75	0.583	10:21:44.249
18 -	16.716	20.847	122.2	10.455		15.474 115.9		1:03.492	93.01	0.405	10:22:47.741
19 -	16.720	21.407	118.3	10.950		16.616 107.4		1:05.693	89.89	2.606	10:23:53.434
20 -	17.785	21.245	120.6	10.396		15.649 115.5		1:05.075	90.75	1.988	10:24:58.509
21 -	16.630	20.972	120.9	10.379		15.340 118.0		1:03.321 (3)	93.26	0.234	10:26:01.830
22 -	16.667	20.891	121.1	10.219		15.310 117.8		1:03.087 (1)	93.61		10:27:04.917
23 -	16.595	22.347	110.9	11.795		IN PIT		1:16.573	P 77.12	13.486	10:28:21.490
24 -	OUTLAP	23.868	113.3	11.103		15.634 117.2		1:33.618	63.08	30.531	10:29:55.108
25 -	16.655	20.956	123.1	10.403		15.499 117.0		1:03.513	92.98	0.426	10:30:58.621

Weather / Track : Cloudy / Dry

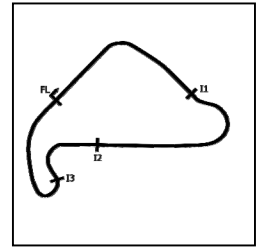
Silverstone
Circuit Length = 1.6404 miles
Start: 10:00 Flag 10:30 End: 10:31

MCRCB BULLETIN TK002

2020 Bennetts British Superbike Championship - Round 3

2020 Honda British Talent Cup

FREE PRACTICE 1 - SECTOR ANALYSIS



SECTOR 1 = FL to I1, SECTOR 2 = I1 to I2 SECTOR 3 = I2 to I3, SECTOR 4 = I3 to FL, DIFF = Difference To Personal Best Lap, P = Crossed Finish Line in Pit Lane, D = Time Disallowed

P7 52		Evan BELFORD		Honda - City Lifting by RS Racing						
IDEAL LAP TIME : 1:02.841		BEST LAP TIME : 1:03.117		DIFFERENCE : 0.276						
LAP	SECTOR 1	SECTOR 2	SECTOR 3	SECTOR 4	LAP TIME	MPH	DIFF	TIME OF DAY		
1 -	OUTLAP	24.033	115.3	12.817	16.864	113.1		10:01:30.832		
2 -	17.731	22.169	123.3	11.298	16.070	118.0	1:07.268	87.79	4.151	10:02:38.100
3 -	17.364	22.089	123.1	11.115	15.804	117.4	1:06.372	88.97	3.255	10:03:44.472
4 -	17.210	21.738	122.9	10.872	15.688	117.8	1:05.508	90.15	2.391	10:04:49.980
5 -	17.098	21.270	124.7	10.563	15.569	119.5	1:04.500	91.56	1.383	10:05:54.480
6 -	16.826	21.078	124.0	10.367	15.590	118.9	1:03.861	92.47	0.744	10:06:58.341
7 -	16.969	20.874	124.5	10.441	15.697	114.9	1:03.981	92.30	0.864	10:08:02.322
8 -	17.127	20.945	122.6	10.566	15.623	119.1	1:04.261	91.90	1.144	10:09:06.583
9 -	16.818	21.346	123.1	11.284	15.509	118.9	1:04.957	90.91	1.840	10:10:11.540
10 -	16.745	20.948	123.5	10.313	15.464	118.0	1:03.470	93.04	0.353	10:11:15.010
11 -	16.857	20.886	123.5	10.281	15.417	117.8	1:03.441	93.08	0.324	10:12:18.451
12 -	16.821	20.927	122.2	10.282	15.534	117.6	1:03.564	92.90	0.447	10:13:22.015
13 -	17.268	22.037	108.9	11.642	IN PIT		1:15.562	P 78.15	12.445	10:14:37.577
14 -	OUTLAP	22.352	120.9	10.827	15.719	115.9	4:36.768	21.33	3:33.651	10:19:14.345
15 -	17.039	20.945	123.1	10.382	15.577	117.6	1:03.943	92.35	0.826	10:20:18.288
16 -	16.863	20.982	120.6	10.292	15.544	117.2	1:03.681	92.73	0.564	10:21:21.969
17 -	16.839	20.746	122.6	10.301	15.435	118.2	1:03.321	(2) 93.26	0.204	10:22:25.290
18 -	16.879	20.867	121.7	10.185	15.511	117.6	1:03.442	93.08	0.325	10:23:28.732
19 -	16.744	20.881	117.1	10.500	15.522	118.0	1:03.647	92.78	0.530	10:24:32.379
20 -	16.603	20.788	122.6	10.191	15.535	116.1	1:03.117	(1) 93.56		10:25:35.496
21 -	16.788	20.800	123.5	10.482	15.334	119.7	1:03.404	(3) 93.14	0.287	10:26:38.900
22 -	16.670	20.719	125.4	10.546	15.530	119.5	1:03.465	93.05	0.348	10:27:42.365
23 -	17.403	21.470	122.9	10.626	15.689	117.4	1:05.188	90.59	2.071	10:28:47.553
24 -	16.986	20.902	121.7	10.321	15.464	118.0	1:03.673	92.74	0.556	10:29:51.226
25 -	16.819	20.797	121.7	10.443	15.586	118.0	1:03.645	92.79	0.528	10:30:54.871

P8 48		Ollie WALKER		Honda - Moto Rapido / SP125 Racing						
IDEAL LAP TIME : 1:02.993		BEST LAP TIME : 1:03.177		DIFFERENCE : 0.184						
LAP	SECTOR 1	SECTOR 2	SECTOR 3	SECTOR 4	LAP TIME	MPH	DIFF	TIME OF DAY		
1 -	OUTLAP	24.473	115.3	12.776	16.862	113.3		10:01:46.592		
2 -	17.696	22.242	119.1	11.490	16.191	115.7	1:07.619	87.33	4.442	10:02:54.211
3 -	17.568	22.160	118.7	11.109	16.002	115.9	1:06.839	88.35	3.662	10:04:01.050
4 -	17.260	21.637	120.4	10.964	15.944	115.3	1:05.805	89.74	2.628	10:05:06.855
5 -	17.389	21.567	120.0	10.773	15.850	115.7	1:05.579	90.05	2.402	10:06:12.434
6 -	17.232	21.452	120.6	10.733	15.765	115.5	1:05.182	90.60	2.005	10:07:17.616
7 -	17.174	21.257	120.2	10.751	15.701	116.6	1:04.883	91.02	1.706	10:08:22.499
8 -	17.028	21.602	118.9	10.894	15.682	117.2	1:05.206	90.56	2.029	10:09:27.705
9 -	16.943	21.225	119.6	11.369	16.235	117.0	1:05.772	89.79	2.595	10:10:33.477
10 -	16.931	21.181	121.3	10.573	15.759	114.9	1:04.444	91.64	1.267	10:11:37.921
11 -	17.053	21.204	119.6	10.659	15.449	117.0	1:04.365	91.75	1.188	10:12:42.286
12 -	16.922	21.152	119.8	10.459	15.564	116.6	1:04.097	92.13	0.920	10:13:46.383
13 -	16.911	21.136	121.1	10.497	15.337	117.6	1:03.881	92.44	0.704	10:14:50.264
14 -	17.034	21.215	119.1	10.503	15.307	119.1	1:04.059	92.19	0.882	10:15:54.323
15 -	16.801	21.058	119.6	10.392	15.486	116.8	1:03.737	92.65	0.560	10:16:58.060
16 -	16.901	21.037	121.1	10.356	15.453	117.0	1:03.747	92.64	0.570	10:18:01.807
17 -	16.898	20.921	120.6	10.394	15.405	117.2	1:03.618	92.83	0.441	10:19:05.425
18 -	16.832	21.061	122.4	10.503	15.625	117.0	1:04.021	92.24	0.844	10:20:09.446
19 -	16.802	20.914	120.6	10.391	15.402	116.6	1:03.509	92.98	0.332	10:21:12.955
20 -	16.805	20.903	120.4	10.342	15.307	117.4	1:03.357	93.21	0.180	10:22:16.312
21 -	16.865	21.094	121.7	10.326	15.270	118.2	1:03.555	92.92	0.378	10:23:19.867
22 -	16.715	20.937	121.7	10.337	15.330	120.6	1:03.319	93.26	0.142	10:24:23.186
23 -	16.767	21.043	120.2	10.308	15.257	119.1	1:03.375	93.18	0.198	10:25:26.561
24 -	16.656	20.835	119.6	10.352	15.377	117.2	1:03.220	(2) 93.41	0.043	10:26:29.781
25 -	16.725	20.911	120.6	10.322	15.333	117.6	1:03.291	(3) 93.30	0.114	10:27:33.072
26 -	16.698	20.955	121.1	10.245	15.279	118.4	1:03.177	(1) 93.47		10:28:36.249
27 -	16.843	20.920	119.6	11.025	15.449	116.6	1:04.237	91.93	1.060	10:29:40.486
28 -	16.851	21.091	120.0	10.455	15.380	118.2	1:03.777	92.59	0.600	10:30:44.263

Weather / Track : Cloudy / Dry

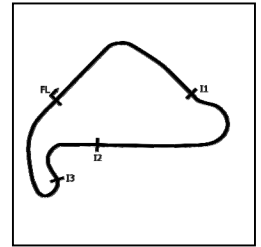
Silverstone
Circuit Length = 1.6404 miles
Start: 10:00 Flag 10:30 End: 10:31

MCRCB BULLETIN TK002

2020 Bennetts British Superbike Championship - Round 3

2020 Honda British Talent Cup

FREE PRACTICE 1 - SECTOR ANALYSIS



SECTOR 1 = FL to I1, SECTOR 2 = I1 to I2 SECTOR 3 = I2 to I3, SECTOR 4 = I3 to FL, DIFF = Difference To Personal Best Lap, P = Crossed Finish Line in Pit Lane, D = Time Disallowed

P9 43		Ryan HITCHCOCK				Honda - Wilson Racing					
IDEAL LAP TIME : 1:03.545		BEST LAP TIME : 1:03.638		DIFFERENCE : 0.093							
LAP	SECTOR 1	SECTOR 2		SECTOR 3		SECTOR 4		LAP TIME	MPH	DIFF	TIME OF DAY
1 -	OUTLAP	24.604	111.1	11.945	16.148	115.9					10:01:20.829
2 -	19.286	22.426	117.3	11.237	15.738	118.2	1:08.687	85.97	5.049		10:02:29.516
3 -	17.282	22.255	121.1	11.317	15.868	115.3	1:06.722	88.51	3.084		10:03:36.238
4 -	17.180	21.723	116.3	11.225	15.699	118.2	1:05.827	89.71	2.189		10:04:42.065
5 -	17.002	21.629	119.1	10.853	15.661	116.3	1:05.145	90.65	1.507		10:05:47.210
6 -	17.001	21.708	120.9	10.628	15.617	117.2	1:04.954	90.92	1.316		10:06:52.164
7 -	16.919	21.519	120.6	10.695	15.532	116.1	1:04.665	91.32	1.027		10:07:56.829
8 -	16.986	21.117	121.3	10.562	15.663	117.2	1:04.328	91.80	0.690		10:09:01.157
9 -	16.774	21.156	121.1	10.475	15.624	116.1	1:04.029	92.23	0.391		10:10:05.186
10 -	16.935	21.072	118.9	10.520	15.541	117.2	1:04.068	92.17	0.430		10:11:09.254
11 -	17.054	21.521	120.6	10.611	IN PIT		1:16.728	P 76.96	13.090		10:12:25.982
12 -	OUTLAP	21.755	119.1	10.631	15.815	115.9	2:06.755	46.59	1:03.117		10:14:32.737
13 -	17.382	21.350	117.1	10.955	15.574	116.1	1:05.261	90.49	1.623		10:15:37.998
14 -	16.979	21.354	119.8	10.437	15.614	115.7	1:04.384	91.72	0.746		10:16:42.382
15 -	17.089	21.237	117.5	10.565	15.615	115.5	1:04.506	91.55	0.868		10:17:46.888
16 -	16.945	21.017	118.3	10.512	15.643	115.5	1:04.117	92.10	0.479		10:18:51.005
17 -	17.163	21.096	118.3	10.474	15.682	116.6	1:04.415	91.68	0.777		10:19:55.420
18 -	16.966	20.969	119.6	10.480	15.538	115.5	1:03.953	92.34	0.315		10:20:59.373
19 -	17.080	21.083	119.1	10.489	15.553	115.7	1:04.205	91.98	0.567		10:22:03.578
20 -	16.887	20.968	119.1	10.433	15.480	116.3	1:03.768	(2) 92.61	0.130		10:23:07.346
21 -	16.896	21.007	119.1	10.582	15.448	117.0	1:03.933	(3) 92.37	0.295		10:24:11.279
22 -	16.771	20.918	120.0	10.526	15.423	117.8	1:03.638	(1) 92.80			10:25:14.917
23 -	16.921	21.465	118.5	10.944	16.004	117.0	1:05.334	90.39	1.696		10:26:20.251
24 -	16.943	21.034	117.5	10.605	IN PIT		1:16.346	P 77.35	12.708		10:27:36.597

P10 37		Corey TINKER				Honda - Stauff Fluid Power Academy					
IDEAL LAP TIME : 1:03.336		BEST LAP TIME : 1:03.788		DIFFERENCE : 0.452							
LAP	SECTOR 1	SECTOR 2		SECTOR 3		SECTOR 4		LAP TIME	MPH	DIFF	TIME OF DAY
1 -	OUTLAP	23.226	118.9	11.943	16.400	114.3					10:01:36.888
2 -	17.626	22.347	119.4	10.800	15.990	115.7	1:06.763	88.45	2.975		10:02:43.651
3 -	17.179	21.763	119.6	10.912	15.871	117.0	1:05.725	89.85	1.937		10:03:49.376
4 -	17.121	21.803	122.0	10.317	15.681	117.4	1:04.922	90.96	1.134		10:04:54.298
5 -	16.938	21.788	120.2	10.367	15.888	114.9	1:04.981	90.88	1.193		10:05:59.279
6 -	17.068	21.615	119.4	10.381	15.650	115.7	1:04.714	91.25	0.926		10:07:03.993
7 -	17.008	21.499	120.4	10.362	15.512	117.2	1:04.381	91.72	0.593		10:08:08.374
8 -	16.863	21.636	118.3	10.520	IN PIT		1:15.151	P 78.58	11.363		10:09:23.525
9 -	OUTLAP	22.550	117.3	10.743	15.909	113.9	3:44.337	26.32	2:40.549		10:13:07.862
10 -	17.382	21.776	118.1	10.325	15.732	114.7	1:05.215	90.55	1.427		10:14:13.077
11 -	17.485	21.427	118.5	10.307	15.781	114.1	1:05.000	90.85	1.212		10:15:18.077
12 -	17.271	21.193	118.3	10.262	15.581	114.5	1:04.307	91.83	0.519		10:16:22.384
13 -	17.114	21.235	118.7	10.128	15.665	114.3	1:04.142	92.07	0.354		10:17:26.526
14 -	17.017	21.145	118.3	10.129	15.534	114.5	1:03.825	(3) 92.52	0.037		10:18:30.351
15 -	17.103	21.149	119.1	10.049	15.655	114.7	1:03.956	92.33	0.168		10:19:34.307
16 -	17.015	21.082	118.5	10.119	15.572	114.7	1:03.788	(1) 92.58			10:20:38.095
17 -	16.926	21.189	118.1	10.143	15.539	115.1	1:03.797	(2) 92.56	0.009		10:21:41.892
18 -	17.067	21.520	117.3	10.744	IN PIT		1:16.441	P 77.25	12.653		10:22:58.333
19 -	OUTLAP	22.647	117.5	10.575	15.665	115.1	3:25.989	28.66	2:22.201		10:26:24.322
20 -	17.168	21.327	119.4	10.189	15.559	114.9	1:04.243	91.92	0.455		10:27:28.565
21 -	16.942	21.186	118.7	10.188	15.555	115.7	1:03.871	92.46	0.083		10:28:32.436
22 -	16.879	21.126	118.3	10.469	15.726	116.8	1:04.200	91.98	0.412		10:29:36.636
23 -	16.693	21.267	118.9	11.295	15.716	116.3	1:04.971	90.89	1.183		10:30:41.607

Weather / Track : Cloudy / Dry

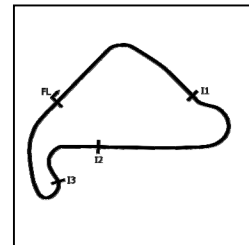
Silverstone
Circuit Length = 1.6404 miles
Start: 10:00 Flag 10:30 End: 10:31

MCRCB BULLETIN TK002

2020 Bennetts British Superbike Championship - Round 3

2020 Honda British Talent Cup

FREE PRACTICE 1 - SECTOR ANALYSIS



SECTOR 1 = FL to I1, SECTOR 2 = I1 to I2 SECTOR 3 = I2 to I3, SECTOR 4 = I3 to FL, DIFF = Difference To Personal Best Lap, P = Crossed Finish Line in Pit Lane, D = Time Disallowed

P11 44		Lucas HILL		Honda - Ashcourt Racing					
IDEAL LAP TIME : 1:03.787		BEST LAP TIME : 1:03.830		DIFFERENCE : 0.043					
LAP	SECTOR 1	SECTOR 2	SECTOR 3	SECTOR 4	LAP TIME	MPH	DIFF	TIME OF DAY	
1 -	OUTLAP	25.237	108.5	13.427	17.035	113.3		10:01:50.069	
2 -	18.703	22.889	115.7	12.043	16.156	114.7	1:09.791	84.61 5.961 10:02:59.860	
3 -	17.785	22.318	118.5	11.592	16.066	112.9	1:07.761	87.15 3.931 10:04:07.621	
4 -	17.605	21.689	120.6	11.277	15.698	115.5	1:06.269	89.11 2.439 10:05:13.890	
5 -	17.682	21.635	119.1	11.193	15.729	115.1	1:06.239	89.15 2.409 10:06:20.129	
6 -	17.281	21.613	120.2	11.096	IN PIT		1:15.622 P	78.09 11.792 10:07:35.751	
7 -	OUTLAP	22.166	120.9	11.009	15.642	115.3	1:55.736	51.02 51.906 10:09:31.487	
8 -	17.491	21.427	120.0	12.019	15.862	112.9	1:06.799	88.40 2.969 10:10:38.286	
9 -	17.454	21.878	121.3	10.802	15.613	115.5	1:05.747	89.82 1.917 10:11:44.033	
10 -	17.749	21.454	121.1	10.886	15.795	114.1	1:05.884	89.63 2.054 10:12:49.917	
11 -	17.518	21.322	119.8	10.892	15.600	116.3	1:05.332	90.39 1.502 10:13:55.249	
12 -	17.150	21.349	121.3	10.709	15.622	116.6	1:04.830	91.09 1.000 10:15:00.079	
13 -	17.590	21.751	120.6	11.064	15.561	115.3	1:05.966	89.52 2.136 10:16:06.045	
14 -	17.332	21.255	121.5	10.945	15.467	115.3	1:04.999	90.85 1.169 10:17:11.044	
15 -	17.345	21.157	121.5	10.654	15.674	115.7	1:04.830	91.09 1.000 10:18:15.874	
16 -	17.299	21.134	122.6	10.757	15.711	117.8	1:04.901	90.99 1.071 10:19:20.775	
17 -	17.003	20.892	123.1	10.479	15.456	116.3	1:03.830 (1)	92.52	10:20:24.605
18 -	17.105	21.114	121.7	10.542	15.413	115.7	1:04.174 (2)	92.02 0.344 10:21:28.779	
19 -	17.249	21.081	121.3	10.599	15.675	115.3	1:04.604 (3)	91.41 0.774 10:22:33.383	
20 -	17.838	24.013	112.5	11.353	IN PIT		1:15.376 P	78.34 11.546 10:23:48.759	
21 -	OUTLAP	22.782	116.1	11.360	15.860	114.1	2:31.331	39.02 1:27.501 10:26:20.090	
22 -	17.456	21.132	121.1	10.852	15.724	114.9	1:05.164	90.62 1.334 10:27:25.254	
23 -	17.336	21.174	122.0	10.605	15.614	114.9	1:04.729	91.23 0.899 10:28:29.983	
24 -	17.263	21.383	120.4	11.011	15.767	114.7	1:05.424	90.26 1.594 10:29:35.407	
25 -	17.275	21.258	121.3	10.872	15.833	115.1	1:05.238	90.52 1.408 10:30:40.645	

P12 74		James COOK		Honda - Wilson Racing					
IDEAL LAP TIME : 1:03.530		BEST LAP TIME : 1:03.843		DIFFERENCE : 0.313					
LAP	SECTOR 1	SECTOR 2	SECTOR 3	SECTOR 4	LAP TIME	MPH	DIFF	TIME OF DAY	
1 -	OUTLAP	25.629	109.1	12.540	16.825	111.8		10:01:23.314	
2 -	17.952	22.719	120.0	11.328	16.043	115.7	1:08.042	86.79 4.199 10:02:31.356	
3 -	17.573	21.951	120.0	11.126	15.701	115.9	1:06.351	89.00 2.508 10:03:37.707	
4 -	17.091	21.595	122.4	10.801	15.606	117.2	1:05.093	90.72 1.250 10:04:42.800	
5 -	16.957	21.886	119.4	10.784	15.470	117.6	1:05.097	90.72 1.254 10:05:47.897	
6 -	16.925	21.247	122.9	10.736	15.502	119.1	1:04.410	91.68 0.567 10:06:52.307	
7 -	16.866	21.973	122.6	10.746	15.721	116.6	1:05.306	90.43 1.463 10:07:57.613	
8 -	16.978	21.246	121.3	10.469	15.555	116.8	1:04.248	91.91 0.405 10:09:01.861	
9 -	16.988	21.188	121.1	10.616	15.511	116.1	1:04.303	91.84 0.460 10:10:06.164	
10 -	16.870	21.179	121.1	10.509	15.377	116.3	1:03.935 (2)	92.36 0.092 10:11:10.099	
11 -	16.837	21.189	122.4	10.620	15.651	115.1	1:04.297	91.84 0.454 10:12:14.396	
12 -	16.930	21.331	120.0	10.523	15.606	114.5	1:04.390	91.71 0.547 10:13:18.786	
13 -	17.099	21.181	121.3	10.384	15.496	115.5	1:04.160	92.04 0.317 10:14:22.946	
14 -	17.200	21.216	120.2	10.430	15.506	115.1	1:04.352	91.77 0.509 10:15:27.298	
15 -	17.019	21.293	116.7	10.485	15.587	115.5	1:04.384	91.72 0.541 10:16:31.682	
16 -	17.018	21.458	118.7	10.516	15.628	114.5	1:04.620	91.39 0.777 10:17:36.302	
17 -	17.021	21.279	120.6	10.704	15.544	117.4	1:04.548	91.49 0.705 10:18:40.850	
18 -	16.989	21.280	119.6	10.418	15.481	116.1	1:04.168	92.03 0.325 10:19:45.018	
19 -	17.036	21.252	118.9	10.286	15.448	116.6	1:04.022 (3)	92.24 0.179 10:20:49.040	
20 -	16.980	21.297	120.4	10.348	15.472	115.9	1:04.097	92.13 0.254 10:21:53.137	
21 -	16.876	21.356	120.4	10.601	15.476	117.4	1:04.309	91.83 0.466 10:22:57.446	
22 -	16.941	21.196	119.6	10.730	15.472	115.7	1:04.339	91.78 0.496 10:24:01.785	
23 -	17.080	21.246	118.9	10.265	15.431	115.5	1:04.022 (3)	92.24 0.179 10:25:05.807	
24 -	16.975	21.144	118.3	10.224	15.500	115.1	1:03.843 (1)	92.50	10:26:09.650
25 -	17.014	21.216	117.7	10.172	15.644	114.7	1:04.046	92.20 0.203 10:27:13.696	
26 -	17.053	21.195	118.7	10.303	15.616	114.7	1:04.167	92.03 0.324 10:28:17.863	
27 -	17.000	21.175	116.5	10.486	15.670	114.1	1:04.331	91.80 0.488 10:29:22.194	
28 -	16.961	21.228	118.3	10.370	15.536	114.9	1:04.095	92.13 0.252 10:30:26.289	

Weather / Track : Cloudy / Dry

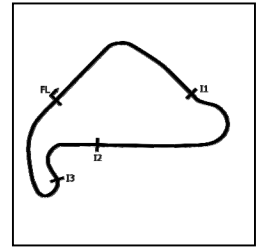
Silverstone
Circuit Length = 1.6404 miles
Start: 10:00 Flag 10:30 End: 10:31

MCRCB BULLETIN TK002

2020 Bennetts British Superbike Championship - Round 3

2020 Honda British Talent Cup

FREE PRACTICE 1 - SECTOR ANALYSIS



SECTOR 1 = FL to I1, SECTOR 2 = I1 to I2, SECTOR 3 = I2 to I3, SECTOR 4 = I3 to FL, DIFF = Difference To Personal Best Lap, P = Crossed Finish Line in Pit Lane, D = Time Disallowed

P13 7		Jamie LYONS		Honda - Jamie Lyons Racing							
IDEAL LAP TIME : 1:03.664		BEST LAP TIME : 1:03.851		DIFFERENCE : 0.187							
LAP	SECTOR 1	SECTOR 2	SECTOR 3	SECTOR 4	LAP TIME	MPH	DIFF	TIME OF DAY			
1 -	OUTLAP	24.484	116.9	12.421	16.495	113.3		10:01:22.075			
2 -	17.545	22.352	118.9	10.968	15.978	115.7	1:06.843	88.35	2.992	10:02:28.918	
3 -	17.732	21.934	117.9	11.346	16.165	111.8	1:07.177	87.91	3.326	10:03:36.095	
4 -	17.336	21.630	118.7	10.694	IN PIT		1:12.360	P	81.61	8.509	10:04:48.455
5 -	OUTLAP	21.747	118.1	10.881	16.000	114.5	2:00.904	48.84	57.053	10:06:49.359	
6 -	17.455	21.299	119.1	10.626	15.681	114.5	1:05.061	90.77	1.210	10:07:54.420	
7 -	17.138	21.773	119.4	10.641	15.761	114.7	1:05.313	90.42	1.462	10:08:59.733	
8 -	17.056	21.212	118.1	10.567	15.674	114.7	1:04.509	91.54	0.658	10:10:04.242	
9 -	16.918	21.188	118.3	10.540	15.834	113.7	1:04.480	91.58	0.629	10:11:08.722	
10 -	17.092	21.184	118.1	10.664	15.524	115.9	1:04.464	91.61	0.613	10:12:13.186	
11 -	16.849	21.054	120.4	10.681	15.575	114.7	1:04.159	92.04	0.308	10:13:17.345	
12 -	17.005	21.212	117.9	10.400	15.817	114.3	1:04.434	91.65	0.583	10:14:21.779	
13 -	17.312	21.045	121.3	10.475	15.551	115.3	1:04.383	91.72	0.532	10:15:26.162	
14 -	16.995	21.058	119.1	10.330	15.669	114.7	1:04.052	(3)	92.20	0.201	10:16:30.214
15 -	16.866	21.065	119.4	10.309	15.611	114.1	1:03.851	(1)	92.49		10:17:34.065
16 -	17.064	22.290	117.3	10.665	15.606	114.7	1:05.625	89.99	1.774	10:18:39.690	
17 -	16.921	21.205	118.5	10.416	15.720	114.9	1:04.262	91.89	0.411	10:19:43.952	
18 -	17.015	21.199	119.1	10.413	15.655	116.1	1:04.282	91.87	0.431	10:20:48.234	
19 -	16.817	21.362	118.7	10.612	15.779	114.7	1:04.570	91.46	0.719	10:21:52.804	
20 -	17.074	21.391	118.1	10.398	15.654	114.3	1:04.517	91.53	0.666	10:22:57.321	
21 -	16.975	21.223	118.7	10.560	15.647	115.7	1:04.405	91.69	0.554	10:24:01.726	
22 -	17.059	21.347	117.5	10.804	15.550	116.1	1:04.760	91.19	0.909	10:25:06.486	
23 -	16.954	21.175	119.6	10.402	15.666	115.7	1:04.197	91.99	0.346	10:26:10.683	
24 -	16.897	21.342	118.1	10.278	15.991	114.3	1:04.508	91.54	0.657	10:27:15.191	
25 -	16.955	21.683	118.1	10.322	15.694	115.3	1:04.654	91.34	0.803	10:28:19.845	
26 -	16.873	21.149	120.2	10.531	15.641	115.3	1:04.194	91.99	0.343	10:29:24.039	
27 -	16.875	21.158	119.4	10.341	15.599	115.7	1:03.973	(2)	92.31	0.122	10:30:28.012

P14 66		Annabel THOMAS		Honda - Microlise Cresswell Racing							
IDEAL LAP TIME : 1:03.934		BEST LAP TIME : 1:04.163		DIFFERENCE : 0.229							
LAP	SECTOR 1	SECTOR 2	SECTOR 3	SECTOR 4	LAP TIME	MPH	DIFF	TIME OF DAY			
1 -	OUTLAP	24.314	100.6	13.057	17.191	109.9		10:01:26.084			
2 -	18.516	22.672	117.7	12.128	16.564	112.8	1:09.880	84.51	5.717	10:02:35.964	
3 -	17.613	22.596	118.5	11.620	16.149	112.8	1:07.978	86.87	3.815	10:03:43.942	
4 -	17.455	22.173	111.2	11.598	15.877	115.7	1:07.103	88.00	2.940	10:04:51.045	
5 -	17.097	21.689	121.5	10.715	15.656	115.3	1:05.157	90.63	0.994	10:05:56.202	
6 -	17.224	21.797	115.3	10.752	15.496	115.9	1:05.269	90.48	1.106	10:07:01.471	
7 -	17.194	21.840	120.6	10.688	15.645	115.1	1:05.367	90.34	1.204	10:08:06.838	
8 -	17.133	21.575	119.8	10.641	15.703	115.1	1:05.052	90.78	0.889	10:09:11.890	
9 -	16.915	21.474	119.6	10.836	15.703	114.5	1:04.928	90.95	0.765	10:10:16.818	
10 -	17.061	21.394	119.6	10.802	15.572	115.5	1:04.829	91.09	0.666	10:11:21.647	
11 -	16.912	21.495	119.8	10.606	15.498	117.0	1:04.511	91.54	0.348	10:12:26.158	
12 -	17.200	22.139	120.2	10.759	15.738	115.7	1:05.836	89.70	1.673	10:13:31.994	
13 -	17.689	21.954	119.1	10.834	IN PIT		1:11.611	P	82.46	7.448	10:14:43.605
14 -	OUTLAP	22.812	118.9	11.087	16.099	113.9	5:26.084	18.11	4:21.921	10:20:09.689	
15 -	17.233	21.428	120.2	10.600	15.547	115.1	1:04.808	91.12	0.645	10:21:14.497	
16 -	17.214	21.372	120.0	10.622	15.622	115.3	1:04.830	91.09	0.667	10:22:19.327	
17 -	17.089	21.368	119.4	10.457	15.475	116.6	1:04.389	91.71	0.226	10:23:23.716	
18 -	17.018	21.235	120.0	10.363	15.564	114.9	1:04.180	(2)	92.01	0.017	10:24:27.896
19 -	16.960	21.280	119.4	10.531	15.512	115.9	1:04.283	(3)	91.86	0.120	10:25:32.179
20 -	17.180	21.499	119.1	10.620	15.618	115.1	1:04.917	90.97	0.754	10:26:37.096	
21 -	17.074	21.406	120.0	10.727	15.550	116.6	1:04.757	91.19	0.594	10:27:41.853	
22 -	17.025	22.343	118.5	10.883	15.563	118.2	1:05.814	89.73	1.651	10:28:47.667	
23 -	17.267	21.415	120.6	10.564	15.567	116.1	1:04.813	91.11	0.650	10:29:52.480	
24 -	17.026	21.184	119.6	10.437	15.516	115.5	1:04.163	(1)	92.04		10:30:56.643

Weather / Track : Cloudy / Dry

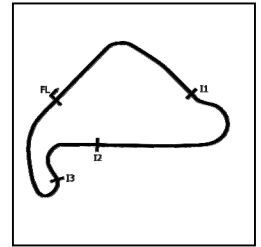
Silverstone
Circuit Length = 1.6404 miles
Start: 10:00 Flag 10:30 End: 10:31

MCRCB BULLETIN TK002

2020 Bennetts British Superbike Championship - Round 3

2020 Honda British Talent Cup

FREE PRACTICE 1 - SECTOR ANALYSIS



SECTOR 1 = FL to I1, SECTOR 2 = I1 to I2 SECTOR 3 = I2 to I3, SECTOR 4 = I3 to FL, DIFF = Difference To Personal Best Lap, P = Crossed Finish Line in Pit Lane, D = Time Disallowed

P15 11		Rossi DOBSON				Honda - Rossi Dobson					
IDEAL LAP TIME : 1:03.912		BEST LAP TIME : 1:04.219				DIFFERENCE : 0.307					
LAP	SECTOR 1	SECTOR 2		SECTOR 3		SECTOR 4		LAP TIME	MPH	DIFF	TIME OF DAY
1 -	OUTLAP	24.504	101.9	13.577	17.294	110.3					10:01:25.833
2 -	18.846	23.123	115.5	12.636	16.444	113.9	1:11.049	83.12	6.830		10:02:36.882
3 -	18.117	22.686	119.8	11.991	16.118	115.3	1:08.912	85.69	4.693		10:03:45.794
4 -	17.781	21.892	120.0	11.788	16.010	115.5	1:07.471	87.52	3.252		10:04:53.265
5 -	17.617	22.244	121.3	11.461	15.857	115.9	1:07.179	87.90	2.960		10:06:00.444
6 -	17.271	21.673	120.0	11.302	15.739	115.9	1:05.985	89.50	1.766		10:07:06.429
7 -	17.369	21.489	120.0	11.260	15.741	115.1	1:05.859	89.67	1.640		10:08:12.288
8 -	17.244	21.572	118.5	11.782	16.926	106.2	1:07.524	87.46	3.305		10:09:19.812
9 -	18.826	24.429	89.0	13.627	17.136	114.1	1:14.018	79.78	9.799		10:10:33.830
10 -	17.418	21.662	120.0	11.317	15.616	115.7	1:06.013	89.46	1.794		10:11:39.843
11 -	17.300	21.316	119.6	11.061	15.606	115.3	1:05.283	90.46	1.064		10:12:45.126
12 -	17.172	21.300	120.4	11.016	15.685	116.6	1:05.173	90.61	0.954		10:13:50.299
13 -	17.085	21.588	118.7	10.904	15.735	115.3	1:05.312	90.42	1.093		10:14:55.611
14 -	17.228	21.444	118.1	11.010	15.743	114.1	1:05.425	90.26	1.206		10:16:01.036
15 -	17.222	21.240	118.7	10.975	IN PIT		1:12.803	P 81.11	8.584		10:17:13.839
16 -	OUTLAP	21.740	118.1	11.205	15.657	115.9	1:26.907	67.95	22.688		10:18:40.746
17 -	17.172	21.322	120.4	11.007	15.633	116.6	1:05.134	90.66	0.915		10:19:45.880
18 -	17.133	21.278	120.4	10.778	15.482	116.1	1:04.671	91.31	0.452		10:20:50.551
19 -	17.230	21.132	120.0	10.679	15.594	115.3	1:04.635	91.36	0.416		10:21:55.186
20 -	16.910	21.118	120.6	10.693	15.498	115.9	1:04.219 (1)	91.96			10:22:59.405
21 -	16.963	21.193	119.4	10.718	15.473	115.9	1:04.347	91.77	0.128		10:24:03.752
22 -	17.105	21.135	119.6	10.830	15.473	116.3	1:04.543	91.49	0.324		10:25:08.295
23 -	16.951	21.071	118.7	10.825	15.501	115.7	1:04.348	91.77	0.129		10:26:12.643
24 -	16.990	21.145	118.7	10.688	15.429	115.9	1:04.252 (2)	91.91	0.033		10:27:16.895
25 -	17.068	21.229	120.4	10.502	15.565	115.9	1:04.364	91.75	0.145		10:28:21.259
26 -	16.945	21.171	119.8	10.884	15.590	114.9	1:04.590	91.43	0.371		10:29:25.849
27 -	16.936	21.136	120.0	10.634	15.601	115.7	1:04.307 (3)	91.83	0.088		10:30:30.156

P16 65		Alexander ROWAN				Honda - Alexander Rowan Racing					
IDEAL LAP TIME : 1:03.724		BEST LAP TIME : 1:04.306				DIFFERENCE : 0.582					
LAP	SECTOR 1	SECTOR 2		SECTOR 3		SECTOR 4		LAP TIME	MPH	DIFF	TIME OF DAY
1 -	OUTLAP	24.542	113.1	13.415	17.856	110.3					10:01:32.708
2 -	18.250	22.816	123.3	11.939	16.617	115.5	1:09.622	84.82	5.316		10:02:42.330
3 -	17.518	22.007	123.5	11.437	15.966	115.7	1:06.928	88.23	2.622		10:03:49.258
4 -	17.342	21.708	125.2	11.321	16.343	116.8	1:06.714	88.52	2.408		10:04:55.972
5 -	17.378	21.363	124.7	10.935	16.420	116.1	1:06.096	89.34	1.790		10:06:02.068
6 -	17.277	21.268	124.2	10.867	15.732	118.9	1:05.144	90.65	0.838		10:07:07.212
7 -	17.083	21.154	126.1	11.395	15.768	118.0	1:05.400	90.30	1.094		10:08:12.612
8 -	17.156	21.225	124.2	10.650	15.609	117.8	1:04.640	91.36	0.334		10:09:17.252
9 -	17.204	21.110	123.3	10.997	15.924	117.6	1:05.235	90.52	0.929		10:10:22.487
10 -	17.095	21.718	123.8	10.895	15.752	116.3	1:05.460	90.21	1.154		10:11:27.947
11 -	17.074	20.875	122.9	10.956	15.622	116.8	1:04.527	91.52	0.221		10:12:32.474
12 -	17.048	20.922	123.5	10.756	15.677	117.4	1:04.403	91.69	0.097		10:13:36.877
13 -	17.125	21.055	123.3	10.775	15.865	117.0	1:04.820	91.10	0.514		10:14:41.697
14 -	17.699	21.362	123.5	10.709	15.590	117.6	1:05.360	90.35	1.054		10:15:47.057
15 -	17.209	21.046	123.3	10.631	16.387	115.3	1:05.273	90.47	0.967		10:16:52.330
16 -	17.063	20.864	124.0	10.689	15.796	117.0	1:04.412	91.68	0.106		10:17:56.742
17 -	17.076	20.956	123.8	10.575	15.699	117.2	1:04.306 (1)	91.83			10:19:01.048
18 -	17.061	21.108	124.2	10.650	15.700	118.0	1:04.519	91.53	0.213		10:20:05.567
19 -	16.935	21.022	123.3	10.755	15.609	117.4	1:04.321 (2)	91.81	0.015		10:21:09.888
20 -	17.083	20.921	123.8	10.639	15.702	117.6	1:04.345 (3)	91.78	0.039		10:22:14.233
21 -	17.076	21.088	123.8	10.638	15.627	117.6	1:04.429	91.66	0.123		10:23:18.662
22 -	17.008	21.044	123.5	10.682	15.621	118.2	1:04.355	91.76	0.049		10:24:23.017
23 -	17.151	21.109	123.5	10.738	15.473	119.7	1:04.471	91.60	0.165		10:25:27.488
24 -	17.071	21.091	123.3	10.466	15.960	117.6	1:04.588	91.43	0.282		10:26:32.076
25 -	16.921	21.236	123.8	10.604	15.889	117.0	1:04.650	91.34	0.344		10:27:36.726
26 -	17.086	21.542	123.5	10.896	IN PIT		1:16.207	P 77.49	11.901		10:28:52.933

Weather / Track : Cloudy / Dry

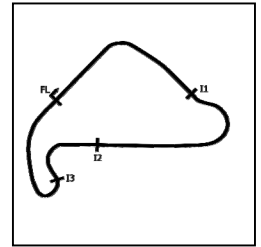
Silverstone
Circuit Length = 1.6404 miles
Start: 10:00 Flag 10:30 End: 10:31

MCRCB BULLETIN TK002

2020 Bennetts British Superbike Championship - Round 3

2020 Honda British Talent Cup

FREE PRACTICE 1 - SECTOR ANALYSIS



SECTOR 1 = FL to I1, SECTOR 2 = I1 to I2 SECTOR 3 = I2 to I3, SECTOR 4 = I3 to FL, DIFF = Difference To Personal Best Lap, P = Crossed Finish Line in Pit Lane, D = Time Disallowed

P17 2		Rhys COATES		Honda - Ernie Coates Race Support						
IDEAL LAP TIME : 1:04.203		BEST LAP TIME : 1:04.355		DIFFERENCE : 0.152						
LAP	SECTOR 1	SECTOR 2	SECTOR 3	SECTOR 4	LAP TIME	MPH	DIFF	TIME OF DAY		
1 -	OUTLAP	24.859	107.8	12.930	16.939	114.9		10:01:50.465		
2 -	18.329	22.475	118.9	11.251	16.299	115.1	1:08.354	86.39	3.999	10:02:58.819
3 -	18.101	22.593	116.5	11.419	16.135	115.5	1:08.248	86.53	3.893	10:04:07.067
4 -	17.771	21.864	119.8	10.983	15.934	115.9	1:06.552	88.73	2.197	10:05:13.619
5 -	17.293	21.602	118.7	10.934	15.864	115.3	1:05.693	89.89	1.338	10:06:19.312
6 -	17.316	21.626	119.1	10.799	15.938	116.6	1:05.679	89.91	1.324	10:07:24.991
7 -	17.249	21.651	118.7	10.905	15.876	116.3	1:05.681	89.91	1.326	10:08:30.672
8 -	17.529	21.617	120.0	10.841	15.762	115.9	1:05.749	89.82	1.394	10:09:36.421
9 -	20.820	22.161	108.9	12.561	16.167	114.9	1:11.709	82.35	7.354	10:10:48.130
10 -	17.277	22.036	119.6	11.072	15.738	117.0	1:06.123	89.31	1.768	10:11:54.253
11 -	17.080	21.407	118.7	10.849	15.686	116.3	1:05.022	90.82	0.667	10:12:59.275
12 -	16.964	21.438	118.5	10.740	15.749	116.1	1:04.891	91.00	0.536	10:14:04.166
13 -	17.540	21.809	118.9	10.613	15.655	115.7	1:05.617	90.00	1.262	10:15:09.783
14 -	17.180	21.409	119.4	10.604	15.771	115.5	1:04.964	90.90	0.609	10:16:14.747
15 -	17.052	21.251	118.5	10.559	15.682	114.9	1:04.544 (2)	91.49	0.189	10:17:19.291
16 -	17.068	21.449	118.5	10.780	15.883	113.7	1:05.180	90.60	0.825	10:18:24.471
17 -	17.204	21.373	118.9	10.754	15.765	115.5	1:05.096	90.72	0.741	10:19:29.567
18 -	16.926	21.335	118.5	10.659	15.626	115.3	1:04.546 (3)	91.49	0.191	10:20:34.113
19 -	17.016	21.297	118.5	10.566	15.476	115.9	1:04.355 (1)	91.76		10:21:38.468
20 -	17.058	21.288	118.3	10.581	15.730	114.9	1:04.657	91.33	0.302	10:22:43.125
21 -	17.044	21.463	117.9	10.787	15.775	115.1	1:05.069	90.76	0.714	10:23:48.194
22 -	16.981	21.488	118.7	10.718	15.659	115.9	1:04.846	91.07	0.491	10:24:53.040
23 -	17.640	21.573	117.7	10.699	15.762	115.9	1:05.674	89.92	1.319	10:25:58.714
24 -	17.435	21.434	119.4	10.550	15.617	116.8	1:05.036	90.80	0.681	10:27:03.750
25 -	17.240	21.539	121.3	11.032	15.821	116.8	1:05.632	89.98	1.277	10:28:09.382
26 -	16.985	21.636	119.6	11.658	15.816	117.0	1:06.095	89.35	1.740	10:29:15.477
27 -	17.132	21.836	114.9	11.618	IN PIT		1:12.289 P	81.69	7.934	10:30:27.766

P18 46		Elliott DUFTON		Honda - D&D Racing						
IDEAL LAP TIME : 1:03.802		BEST LAP TIME : 1:04.463		DIFFERENCE : 0.661						
LAP	SECTOR 1	SECTOR 2	SECTOR 3	SECTOR 4	LAP TIME	MPH	DIFF	TIME OF DAY		
1 -	OUTLAP	23.990	115.9	12.037	16.853	110.3		10:01:16.834		
2 -	18.072	22.885	111.6	11.518	17.216	104.5	1:09.691	84.74	5.228	10:02:26.525
3 -	18.612	23.114	109.2	11.351	16.462	108.8	1:09.539	84.92	5.076	10:03:36.064
4 -	17.500	21.627	120.2	10.674	15.956	114.1	1:05.757	89.81	1.294	10:04:41.821
5 -	17.113	22.120	115.1	10.853	15.622	112.6	1:05.708	89.87	1.245	10:05:47.529
6 -	17.650	21.153	123.1	10.799	15.449	118.0	1:05.051	90.78	0.588	10:06:52.580
7 -	16.755	21.418	118.9	10.912	IN PIT		1:13.993 P	79.81	9.530	10:08:06.573
8 -	OUTLAP	22.065	117.5	10.486	15.754	114.3	1:37.340	60.67	32.877	10:09:43.913
9 -	16.982	21.254	119.4	10.812	15.415	115.5	1:04.463 (1)	91.61		10:10:48.376
10 -	17.186	21.587	119.4	10.505	15.436	115.3	1:04.714	91.25	0.251	10:11:53.090
11 -	16.853	21.236	114.9	10.479	16.000	112.4	1:04.568 (3)	91.46	0.105	10:12:57.658
12 -	17.095	21.274	116.1	10.600	15.587	115.1	1:04.556 (2)	91.48	0.093	10:14:02.214

Weather / Track : Cloudy / Dry

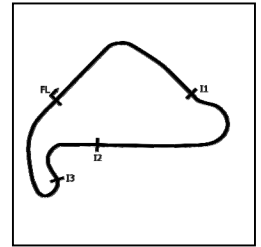
Silverstone
Circuit Length = 1.6404 miles
Start: 10:00 Flag 10:30 End: 10:31

MCRCB BULLETIN TK002

2020 Bennetts British Superbike Championship - Round 3

2020 Honda British Talent Cup

FREE PRACTICE 1 - SECTOR ANALYSIS



SECTOR 1 = FL to I1, SECTOR 2 = I1 to I2 SECTOR 3 = I2 to I3, SECTOR 4 = I3 to FL, DIFF = Difference To Personal Best Lap, P = Crossed Finish Line in Pit Lane, D = Time Disallowed

P19 5		Mason Cade JOHNSON				Honda - Johnson Racing					
IDEAL LAP TIME : 1:04.298		BEST LAP TIME : 1:04.591				DIFFERENCE : 0.293					
LAP	SECTOR 1	SECTOR 2		SECTOR 3		SECTOR 4		LAP TIME	MPH	DIFF	TIME OF DAY
1 -	OUTLAP	25.916	113.1	13.321	18.182	112.8					10:02:11.389
2 -	18.921	23.878	119.1	12.333	17.403	112.9	1:12.535	81.41	7.944		10:03:23.924
3 -	18.326	23.195	117.9	11.837	16.876	113.7	1:10.234	84.08	5.643		10:04:34.158
4 -	18.238	22.712	116.5	11.698	16.066	114.5	1:08.714	85.94	4.123		10:05:42.872
5 -	18.888	22.188	118.5	11.343	15.882	115.7	1:08.301	86.46	3.710		10:06:51.173
6 -	17.774	22.301	117.7	11.326	15.738	114.7	1:07.139	87.96	2.548		10:07:58.312
7 -	17.126	21.812	117.7	11.107	15.645	116.8	1:05.690	89.90	1.099		10:09:04.002
8 -	17.179	22.121	118.7	11.686	15.892	114.1	1:06.878	88.30	2.287		10:10:10.880
9 -	16.956	21.900	119.4	11.088	15.755	115.1	1:05.699	89.88	1.108		10:11:16.579
10 -	17.102	21.934	118.3	11.091	15.680	113.9	1:05.807	89.74	1.216		10:12:22.386
11 -	17.030	21.716	117.9	10.968	15.594	114.1	1:05.308	90.42	0.717		10:13:27.694
12 -	17.225	21.777	118.9	10.654	15.458	117.0	1:05.114	90.69	0.523		10:14:32.808
13 -	17.213	21.461	118.5	10.834	15.612	114.9	1:05.120	90.68	0.529		10:15:37.928
14 -	16.954	21.422	118.1	10.678	15.537	116.8	1:04.591 (1)	91.43			10:16:42.519
15 -	17.506	21.724	117.1	10.684	15.733	114.1	1:05.647	89.96	1.056		10:17:48.166
16 -	17.155	21.397	116.5	10.746	16.128	112.2	1:05.426	90.26	0.835		10:18:53.592
17 -	17.392	21.582	116.7	10.860	15.683	114.9	1:05.517	90.13	0.926		10:19:59.109
18 -	17.497	21.748	116.1	10.861	15.897	114.7	1:06.003	89.47	1.412		10:21:05.112
19 -	17.285	21.487	116.1	10.648	15.561	113.9	1:04.981	90.88	0.390		10:22:10.093
20 -	17.065	21.610	116.9	10.639	15.555	114.7	1:04.869 (2)	91.03	0.278		10:23:14.962
21 -	17.442	21.886	116.7	10.642	15.682	114.9	1:05.652	89.95	1.061		10:24:20.614
22 -	17.274	21.892	115.1	10.680	15.871	113.3	1:05.717	89.86	1.126		10:25:26.331
23 -	17.299	21.247	117.7	10.693	15.727	114.5	1:04.966 (3)	90.90	0.375		10:26:31.297
24 -	17.315	21.795	116.3	10.707	15.884	115.5	1:05.701	89.88	1.110		10:27:36.998
25 -	21.715	22.258	117.9	10.707	15.822	114.5	1:10.502	83.76	5.911		10:28:47.500
26 -	17.305	21.616	116.1	11.237	15.665	115.1	1:05.823	89.72	1.232		10:29:53.323
27 -	17.273	21.295	117.9	10.907	IN PIT		1:14.791 P	78.96	10.200		10:31:08.114

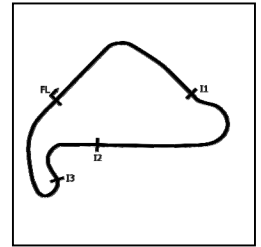
P20 14		Evann PENDRILL				Honda - VHC Racing					
IDEAL LAP TIME : 1:04.022		BEST LAP TIME : 1:04.609				DIFFERENCE : 0.587					
LAP	SECTOR 1	SECTOR 2		SECTOR 3		SECTOR 4		LAP TIME	MPH	DIFF	TIME OF DAY
1 -	OUTLAP	23.068	112.2	11.223	16.883	109.4					10:02:10.494
2 -	18.449	23.454	112.2	10.679	16.306	110.3	1:08.888	85.72	4.279		10:03:19.382
3 -	17.442	22.198	114.1	10.514	16.140	110.3	1:06.294	89.08	1.685		10:04:25.676
4 -	17.547	21.694	113.7	10.474	16.031	110.3	1:05.746 (3)	89.82	1.137		10:05:31.422
5 -	17.326	21.494	113.7	10.249	16.058	110.5	1:05.127 (2)	90.67	0.518		10:06:36.549
6 -	17.206	21.550	114.3	10.121	15.732	112.2	1:04.609 (1)	91.40			10:07:41.158
7 -	17.330	34.907	111.8	10.693	15.957	112.6	1:18.887	74.86	14.278		10:09:00.045

MCRCB BULLETIN TK002

2020 Bennetts British Superbike Championship - Round 3

2020 Honda British Talent Cup

FREE PRACTICE 1 - SECTOR ANALYSIS



SECTOR 1 = FL to I1, SECTOR 2 = I1 to I2 SECTOR 3 = I2 to I3, SECTOR 4 = I3 to FL, DIFF = Difference To Personal Best Lap, P = Crossed Finish Line in Pit Lane, D = Time Disallowed

P21 75		Jonathan GARNES				Honda - Microlise Cresswell Racing				
IDEAL LAP TIME : 1:04.295		BEST LAP TIME : 1:04.729		DIFFERENCE : 0.434						
LAP	SECTOR 1	SECTOR 2		SECTOR 3		SECTOR 4	LAP TIME	MPH	DIFF	TIME OF DAY
1 -	OUTLAP	25.807	106.5	13.497	17.237	113.5				10:01:18.909
2 -	18.281	23.225	123.5	11.996	16.317	116.6	1:09.819	84.58	5.090	10:02:28.728
3 -	17.793	22.326	116.5	12.221	15.881	116.1	1:08.221	86.56	3.492	10:03:36.949
4 -	17.083	21.625	126.3	11.287	15.599	120.4	1:05.594	90.03	0.865	10:04:42.543
5 -	17.028	21.956	118.9	11.542	15.994	118.9	1:06.520	88.78	1.791	10:05:49.063
6 -	17.290	22.107	125.9	11.643	15.880	118.2	1:06.920	88.24	2.191	10:06:55.983
7 -	17.616	21.580	125.9	11.109	15.982	115.1	1:06.287	89.09	1.558	10:08:02.270
8 -	17.513	21.126	125.6	11.022	15.661	120.2	1:05.322	90.40	0.593	10:09:07.592
9 -	17.006	21.466	117.3	12.242	15.712	118.9	1:06.426	88.90	1.697	10:10:14.018
10 -	17.336	21.780	124.9	10.979	15.632	119.1	1:05.727	89.85	0.998	10:11:19.745
11 -	17.237	21.701	124.7	11.157	15.779	117.8	1:05.874	89.65	1.145	10:12:25.619
12 -	17.322	22.005	124.2	11.069	15.712	118.0	1:06.108	89.33	1.379	10:13:31.727
13 -	17.544	21.692	125.2	10.820	16.004	118.9	1:06.060	89.39	1.331	10:14:37.787
14 -	18.129	21.978	124.5	10.845	15.858	117.6	1:06.810	88.39	2.081	10:15:44.597
15 -	17.526	21.991	123.3	11.487	17.643	112.6	1:08.647	86.02	3.918	10:16:53.244
16 -	17.783	22.389	123.8	11.068	IN PIT		1:15.408	P 78.31	10.679	10:18:08.652
17 -	OUTLAP	21.921	127.3	10.662	15.659	119.3	2:44.288	35.94	1:39.559	10:20:52.940
18 -	17.162	21.478	122.9	10.941	15.790	119.7	1:05.371	90.34	0.642	10:21:58.311
19 -	17.176	21.220	125.4	10.916	15.954	116.8	1:05.266	90.48	0.537	10:23:03.577
20 -	17.202	21.602	126.1	10.771	15.675	119.5	1:05.250	90.50	0.521	10:24:08.827
21 -	16.973	21.609	124.9	11.023	15.574	118.9	1:05.179	(3) 90.60	0.450	10:25:14.006
22 -	17.785	21.370	122.9	11.551	15.778	120.6	1:06.484	88.82	1.755	10:26:20.490
23 -	17.509	21.290	126.8	10.875	15.652	118.9	1:05.326	90.40	0.597	10:27:25.816
24 -	17.150	21.228	126.8	10.777	15.574	120.0	1:04.729	(1) 91.23		10:28:30.545
25 -	17.119	21.384	112.2	11.663	15.572	119.3	1:05.738	89.83	1.009	10:29:36.283
26 -	16.935	21.279	122.0	11.237	15.580	119.5	1:05.031	(2) 90.81	0.302	10:30:41.314

P22 69		Gary SCOTT				Honda - Scott Racing				
IDEAL LAP TIME : 1:04.611		BEST LAP TIME : 1:04.753		DIFFERENCE : 0.142						
LAP	SECTOR 1	SECTOR 2		SECTOR 3		SECTOR 4	LAP TIME	MPH	DIFF	TIME OF DAY
1 -	OUTLAP	25.004	111.4	11.599	17.461	109.2				10:02:08.046
2 -	18.837	22.864	112.7	11.445	16.930	110.9	1:10.076	84.27	5.323	10:03:18.122
3 -	18.348	22.638	114.9	11.026	16.829	111.6	1:08.841	85.78	4.088	10:04:26.963
4 -	18.102	22.117	116.7	10.852	16.362	113.7	1:07.433	87.57	2.680	10:05:34.396
5 -	17.986	22.263	115.5	10.764	IN PIT		1:16.514	P 77.18	11.761	10:06:50.910
6 -	OUTLAP	22.442	118.3	10.715	16.222	113.5	2:10.893	45.11	1:06.140	10:09:01.803
7 -	17.613	21.853	118.7	10.335	16.268	113.7	1:06.069	89.38	1.316	10:10:07.872
8 -	17.635	21.741	117.7	10.723	16.281	112.8	1:06.380	88.96	1.627	10:11:14.252
9 -	17.361	21.353	120.2	10.581	15.954	113.7	1:05.249	90.50	0.496	10:12:19.501
10 -	17.481	21.713	116.9	10.410	16.064	114.3	1:05.668	89.93	0.915	10:13:25.169
11 -	17.586	21.679	116.5	10.312	16.123	113.3	1:05.700	89.88	0.947	10:14:30.869
12 -	18.064	21.692	116.1	10.325	16.165	113.1	1:06.246	89.14	1.493	10:15:37.115
13 -	17.635	21.688	117.3	10.826	15.954	113.5	1:06.103	89.34	1.350	10:16:43.218
14 -	17.569	21.565	118.5	10.425	15.992	113.9	1:05.551	90.09	0.798	10:17:48.769
15 -	17.451	21.380	117.9	10.227	15.979	114.9	1:05.037	90.80	0.284	10:18:53.806
16 -	18.171	21.690	117.7	10.347	15.993	113.9	1:06.201	89.20	1.448	10:20:00.007
17 -	17.385	21.345	117.9	10.497	16.358	113.3	1:05.585	90.04	0.832	10:21:05.592
18 -	17.397	21.334	117.1	10.407	15.873	113.5	1:05.011	(3) 90.84	0.258	10:22:10.603
19 -	17.265	21.457	117.5	10.389	15.883	113.5	1:04.994	(2) 90.86	0.241	10:23:15.597
20 -	18.344	23.865	98.9	11.081	IN PIT		1:16.890	P 76.80	12.137	10:24:32.487
21 -	OUTLAP	23.831	102.4	10.891	16.108	112.4	2:57.585	33.25	1:52.832	10:27:30.072
22 -	17.886	21.589	116.7	10.424	15.847	113.9	1:05.746	89.82	0.993	10:28:35.818
23 -	17.399	21.373	117.9	10.638	15.824	114.5	1:05.234	90.53	0.481	10:29:41.052
24 -	17.257	21.416	117.9	10.196	15.884	113.9	1:04.753	(1) 91.20		10:30:45.805

Weather / Track : Cloudy / Dry

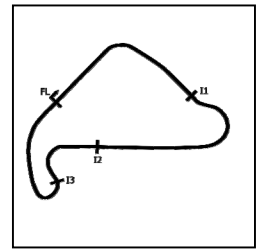
Silverstone
Circuit Length = 1.6404 miles
Start: 10:00 Flag 10:30 End: 10:31

MCRCB BULLETIN TK002

2020 Bennetts British Superbike Championship - Round 3

2020 Honda British Talent Cup

FREE PRACTICE 1 - SECTOR ANALYSIS



SECTOR 1 = FL to I1, SECTOR 2 = I1 to I2, SECTOR 3 = I2 to I3, SECTOR 4 = I3 to FL, DIFF = Difference To Personal Best Lap, P = Crossed Finish Line in Pit Lane, D = Time Disallowed

P23 27		Calum BEACH		Honda - Calum Beach Racing / SP125 Racing					
IDEAL LAP TIME : 1:05.105		BEST LAP TIME : 1:05.373		DIFFERENCE : 0.268					
LAP	SECTOR 1	SECTOR 2	SECTOR 3	SECTOR 4	LAP TIME	MPH	DIFF	TIME OF DAY	
1 -	OUTLAP	24.152	111.2	12.751	16.856	110.9		10:01:31.783	
2 -	18.015	23.101	116.1	11.639	16.405	112.2	1:09.160	85.39 3.787 10:02:40.943	
3 -	17.726	22.885	116.7	11.444	16.190	112.4	1:08.245	86.53 2.872 10:03:49.188	
4 -	17.735	22.308	118.5	11.191	16.032	113.9	1:07.266	87.79 1.893 10:04:56.454	
5 -	18.000	22.247	117.1	11.067	16.058	112.9	1:07.372	87.65 1.999 10:06:03.826	
6 -	17.440	22.075	116.7	11.125	16.375	111.8	1:07.015	88.12 1.642 10:07:10.841	
7 -	17.388	21.915	116.7	11.023	16.006	112.4	1:06.332	89.03 0.959 10:08:17.173	
8 -	17.366	22.124	115.7	11.094	16.073	112.2	1:06.657	88.59 1.284 10:09:23.830	
9 -	17.267	21.914	115.9	11.462	16.194	111.8	1:06.837	88.35 1.464 10:10:30.667	
10 -	17.446	21.875	115.9	11.612	16.294	111.6	1:07.227	87.84 1.854 10:11:37.894	
11 -	17.344	21.658	117.3	11.005	15.896	112.9	1:05.903	89.61 0.530 10:12:43.797	
12 -	17.220	21.916	115.7	10.840	16.048	113.5	1:06.024	89.44 0.651 10:13:49.821	
13 -	17.368	21.854	116.7	11.144	15.782	114.7	1:06.148	89.27 0.775 10:14:55.969	
14 -	17.327	21.770	117.1	10.928	15.877	113.1	1:05.902 (3)	89.61 0.529 10:16:01.871	
15 -	17.090	21.737	116.7	10.772	15.837	112.0	1:05.436 (2)	90.25 0.063 10:17:07.307	
16 -	17.271	22.013	116.5	10.658	15.961	112.2	1:05.903	89.61 0.530 10:18:13.210	
17 -	17.317	22.260	114.1	11.430	IN PIT		1:19.386 P	74.39 14.013 10:19:32.596	
18 -	OUTLAP	22.885	116.7	11.097	16.334	112.0	3:50.647	25.60 2:45.274 10:23:23.243	
19 -	17.585	21.736	117.7	10.735	15.850	112.9	1:05.906	89.60 0.533 10:24:29.149	
20 -	17.310	21.866	115.9	10.682	16.415	112.2	1:06.273	89.11 0.900 10:25:35.422	
21 -	17.007	21.677	118.1	10.842	15.847	113.7	1:05.373 (1)	90.33 0.063 10:26:40.795	
22 -	17.299	21.847	116.3	10.718	16.113	112.6	1:05.977	89.51 0.604 10:27:46.772	

P24 90		Harry COOK		Honda - JDF Racing					
IDEAL LAP TIME : 1:05.468		BEST LAP TIME : 1:05.713		DIFFERENCE : 0.245					
LAP	SECTOR 1	SECTOR 2	SECTOR 3	SECTOR 4	LAP TIME	MPH	DIFF	TIME OF DAY	
1 -	OUTLAP	24.143	117.9	12.873	16.600	112.8		10:01:22.767	
2 -	17.905	22.701	119.4	11.717	16.091	115.5	1:08.414	86.32 2.701 10:02:31.181	
3 -	17.781	22.416	118.3	11.615	15.958	115.5	1:07.770	87.14 2.057 10:03:38.951	
4 -	17.391	22.506	119.8	11.811	15.806	114.9	1:07.514	87.47 1.801 10:04:46.465	
5 -	17.704	21.866	118.5	11.659	15.823	114.3	1:07.052	88.07 1.339 10:05:53.517	
6 -	17.628	22.279	119.6	11.325	15.747	114.7	1:06.979	88.17 1.266 10:07:00.496	
7 -	17.690	22.335	119.4	11.751	15.961	113.3	1:07.737	87.18 2.024 10:08:08.233	
8 -	17.586	21.676	118.3	11.188	15.729	114.1	1:06.179	89.23 0.466 10:09:14.412	
9 -	17.524	22.284	114.1	11.582	15.899	114.3	1:07.289	87.76 1.576 10:10:21.701	
10 -	17.629	22.758	118.5	11.297	15.958	113.1	1:07.642	87.30 1.929 10:11:29.343	
11 -	17.392	21.963	118.3	11.297	15.740	114.1	1:06.392	88.95 0.679 10:12:35.735	
12 -	17.589	22.149	117.1	11.527	15.848	113.3	1:07.113	87.99 1.400 10:13:42.848	
13 -	17.931	21.938	117.3	11.534	15.873	113.1	1:07.276	87.78 1.563 10:14:50.124	
14 -	17.641	22.172	118.5	11.098	15.877	112.9	1:06.788	88.42 1.075 10:15:56.912	
15 -	17.859	22.064	118.1	11.172	15.731	114.3	1:06.826	88.37 1.113 10:17:03.738	
16 -	17.840	21.992	118.9	11.259	15.944	112.4	1:07.035	88.09 1.322 10:18:10.773	
17 -	17.636	21.554	120.4	11.377	15.645	114.3	1:06.212	89.19 0.499 10:19:16.985	
18 -	17.477	21.731	118.3	11.463	15.731	113.9	1:06.402	88.93 0.689 10:20:23.387	
19 -	17.484	21.736	118.5	11.404	15.655	115.7	1:06.279	89.10 0.566 10:21:29.666	
20 -	17.389	21.583	117.9	10.989	15.752	113.1	1:05.713 (1)	89.87 0.063 10:22:35.379	
21 -	17.539	22.592	109.6	11.644	16.050	111.4	1:07.825	87.07 2.112 10:23:43.204	
22 -	17.764	21.949	117.1	10.953	15.761	114.1	1:06.427	88.90 0.714 10:24:49.631	
23 -	17.646	21.962	116.9	11.138	15.741	113.9	1:06.487	88.82 0.774 10:25:56.118	
24 -	17.689	22.020	116.1	11.164	15.853	112.9	1:06.726	88.50 1.013 10:27:02.844	
25 -	17.553	21.563	118.7	10.993	15.981	113.3	1:06.090	89.35 0.377 10:28:08.934	
26 -	17.351	21.519	117.3	11.240	15.843	112.9	1:05.953 (3)	89.54 0.240 10:29:14.887	
27 -	17.482	21.575	117.5	10.981	15.736	114.1	1:05.774 (2)	89.78 0.061 10:30:20.661	

Weather / Track : Cloudy / Dry

Silverstone
Circuit Length = 1.6404 miles
Start: 10:00 Flag 10:30 End: 10:31

MCRCB BULLETIN TK003

2020 Bennetts British Superbike Championship - Round 3

2020 Honda British Talent Cup

FREE PRACTICE 1 - BEST SECTORS

SECTOR 1				SECTOR 2				SECTOR 3				SECTOR 4				IDEAL / BEST COMPARISON		
POS	NO	NAME	TIME	NO	NAME	TIME	NO	NAME	TIME	NO	NAME	TIME	NO	NAME	IDEAL	BEST	DIFF	
															PERFECT LAP		1:01.571	
1	71	FARRER	16.357	72	O'GORMA	20.292	72	O'GORMA	9.857	72	O'GORMA	15.065	1	72	O'GORMAN	1:01.613	1:01.798	0.185
2	72	O'GORMA	16.399	71	FARRER	20.617	16	CLARIDG	9.875	71	FARRER	15.067	2	71	FARRER	1:01.983	1:02.244	0.261
3	16	CLARIDG	16.423	17	BOURNE	20.696	71	FARRER	9.942	8	O'SHEA	15.132	3	16	CLARIDGE	1:02.188	1:02.416	0.228
4	17	BOURNE	16.437	16	CLARIDG	20.706	37	TINKER	10.049	16	CLARIDG	15.184	4	8	O'SHEA	1:02.415	1:02.597	0.182
5	8	O'SHEA	16.468	52	BELFORD	20.719	8	O'SHEA	10.083	48	WALKER	15.257	5	17	BOURNE	1:02.629	1:02.905	0.276
6	15	CROSBY	16.588	8	O'SHEA	20.732	14	PENDRIL	10.121	15	CROSBY	15.310	6	52	BELFORD	1:02.841	1:03.117	0.276
7	52	BELFORD	16.603	15	CROSBY	20.796	17	BOURNE	10.168	17	BOURNE	15.328	7	15	CROSBY	1:02.913	1:03.087	0.174
8	48	WALKER	16.656	48	WALKER	20.835	74	COOK	10.172	52	BELFORD	15.334	8	48	WALKER	1:02.993	1:03.177	0.184
9	37	TINKER	16.693	65	ROWAN	20.864	52	BELFORD	10.185	74	COOK	15.377	9	37	TINKER	1:03.336	1:03.788	0.452
10	46	DUFTON	16.755	44	HILL	20.892	69	SCOTT	10.196	44	HILL	15.413	10	74	COOK	1:03.530	1:03.843	0.313
11	43	HITCHCO	16.771	43	HITCHCO	20.918	15	CROSBY	10.219	46	DUFTON	15.415	11	43	HITCHCOCK	1:03.545	1:03.638	0.093
12	7	LYONS	16.817	7	LYONS	21.045	48	WALKER	10.245	43	HITCHCO	15.423	12	7	LYONS	1:03.664	1:03.851	0.187
13	74	COOK	16.837	11	DOBSON	21.071	7	LYONS	10.278	11	DOBSON	15.429	13	65	ROWAN	1:03.724	1:04.306	0.582
14	11	DOBSON	16.910	37	TINKER	21.082	66	THOMAS	10.363	5	JOHNSON	15.458	14	44	HILL	1:03.787	1:03.830	0.043
15	66	THOMAS	16.912	75	GARNESS	21.126	43	HITCHCO	10.433	65	ROWAN	15.473	15	46	DUFTON	1:03.802	1:04.463	0.661
16	65	ROWAN	16.921	74	COOK	21.144	65	ROWAN	10.466	66	THOMAS	15.475	16	11	DOBSON	1:03.912	1:04.219	0.307
17	2	COATES	16.926	46	DUFTON	21.153	44	HILL	10.479	2	COATES	15.476	17	66	THOMAS	1:03.934	1:04.163	0.229
18	75	GARNESS	16.935	66	THOMAS	21.184	46	DUFTON	10.479	37	TINKER	15.512	18	14	PENDRILL	1:04.022	1:04.609	0.587
19	14	PENDRIL	16.952	14	PENDRIL	21.217	11	DOBSON	10.502	7	LYONS	15.524	19	2	COATES	1:04.203	1:04.355	0.152
20	5	JOHNSON	16.954	5	JOHNSON	21.247	2	COATES	10.550	75	GARNESS	15.572	20	75	GARNESS	1:04.295	1:04.729	0.434
21	44	HILL	17.003	2	COATES	21.251	5	JOHNSON	10.639	90	COOK	15.645	21	5	JOHNSON	1:04.298	1:04.591	0.293
22	27	BEACH	17.007	69	SCOTT	21.334	27	BEACH	10.658	14	PENDRIL	15.732	22	69	SCOTT	1:04.611	1:04.753	0.142
23	69	SCOTT	17.257	90	COOK	21.519	75	GARNESS	10.662	27	BEACH	15.782	23	27	BEACH	1:05.105	1:05.373	0.268
24	90	COOK	17.351	27	BEACH	21.658	90	COOK	10.953	69	SCOTT	15.824	24	90	COOK	1:05.468	1:05.713	0.245

Weather / Track : Cloudy / Dry

Results can be found at www.tsl-timing.com

Silverstone

Circuit Length = 1.6404 miles

Start: 10:00 Flag 10:30 End: 10:31

Printed - 10:34 Friday, 04 September 2020

MCRCB BULLETIN TK004**2020 Bennetts British Superbike Championship - Round 3****2020 Honda British Talent Cup****FREE PRACTICE 1 - BEST SPEEDS**

POS	INTERMEDIATE 1		INTERMEDIATE 2		INTERMEDIATE 3		FINISH LINE		
	NO	NAME	MPH	NO	NAME	MPH	NO	NAME	MPH
1			72	O'GORMAN	128.0		72	O'GORMAN	122.0
2			75	GARNESS	127.3		8	O'SHEA	121.1
3			8	O'SHEA	126.1		48	WALKER	120.6
4			65	ROWAN	126.1		75	GARNESS	120.6
5			52	BELFORD	125.4		71	FARRER	120.0
6			71	FARRER	123.8		52	BELFORD	119.7
7			17	BOURNE	123.8		65	ROWAN	119.7
8			16	CLARIDGE	123.3		17	BOURNE	119.5
9			15	CROSBY	123.1		16	CLARIDGE	119.1
10			44	HILL	123.1		74	COOK	119.1
11			46	DUFTON	123.1		43	HITCHCOCK	118.2
12			74	COOK	122.9		66	THOMAS	118.2
13			48	WALKER	122.4		15	CROSBY	118.0
14			37	TINKER	122.0		46	DUFTON	118.0
15			66	THOMAS	121.5		44	HILL	117.8
16			43	HITCHCOCK	121.3		37	TINKER	117.4
17			7	LYONS	121.3		2	COATES	117.0
18			11	DOBSON	121.3		5	JOHNSON	117.0
19			2	COATES	121.3		11	DOBSON	116.6
20			90	COOK	120.4		7	LYONS	116.1
21			69	SCOTT	120.2		90	COOK	115.7
22			5	JOHNSON	119.4		69	SCOTT	114.9
23			27	BEACH	118.5		27	BEACH	114.7
24			14	PENDRILL	116.9		14	PENDRILL	112.6

Weather / Track : Cloudy / Dry

Results can be found at www.tsl-timing.comSilverstone
Circuit Length = 1.6404 miles
Start: 10:00 Flag 10:30 End: 10:31

Printed - 10:35 Friday, 04 September 2020

MCRCB BULLETIN TK005

2020 Bennetts British Superbike Championship - Round 3

2020 Honda British Talent Cup

FREE PRACTICE 1 - STATISTICS

Competitors Started 24
Planned Start 2020-09-04 @ 10:00:00.000
Actual Start 2020-09-04 @ 10:00:00.361
Finish Time 2020-09-04 @ 10:30:00.361
Track Length 1.6404mi.
Total Laps 571
Total Distance Covered 936.7046mi.

Session Fastest Lap History

NO	NAME	LAP TIME	TIME OF DAY	LAP	VEHICLE
72	Casey O'GORMAN	1:05.962	10:02:17.550	2	Honda
71	Charlie FARRER	1:05.766	10:02:42.005	2	Honda
71	Charlie FARRER	1:04.344	10:03:46.349	3	Honda
71	Charlie FARRER	1:03.985	10:04:50.334	4	Honda
16	Harvey CLARIDGE	1:03.748	10:04:53.649	3	Honda
72	Casey O'GORMAN	1:03.439	10:05:34.002	5	Honda
71	Charlie FARRER	1:03.228	10:05:53.560	5	Honda
72	Casey O'GORMAN	1:02.325	10:06:36.327	6	Honda
72	Casey O'GORMAN	1:01.907	10:12:52.618	12	Honda
72	Casey O'GORMAN	1:01.798	10:27:05.333	22	Honda

Flag History

TYPE	TIME OF DAY
GREEN	10:00:00.361
FINISH	10:30:00.361

Flag Statistics

TYPE	COUNT	TOTAL LAPS	TOTAL TIME
Green	1	28	31:54.635
Red	0	0	0.000
Safety Car	0	0	0.000
FCY	0	0	0.000

Weather / Track : Cloudy / Dry

Results can be found at www.tsl-timing.com

Silverstone
Circuit Length = 1.6404 miles
Start: 10:00 Flag 10:30 End: 10:31

Printed - 10:35 Friday, 04 September 2020

MCRCB BULLETIN TK006

2020 Bennetts British Superbike Championship - Round 3

2020 Honda British Talent Cup

FREE PRACTICE 1 - SESSION NOTES

TIME	MESSAGE
10:11:12	UPDATE - NO.14 RIDER TO MEDICAL CENTRE
10:14:41	NO. 46 - FALLER AT T1 - RIDER OK
10:29:35	NO. 27 - FALLER AT T5 - RIDER OK

Weather / Track : Cloudy / Dry

Results can be found at www.tsl-timing.com

Silverstone
Circuit Length = 1.6404 miles
Start: 10:00 Flag 10:30 End: 10:31

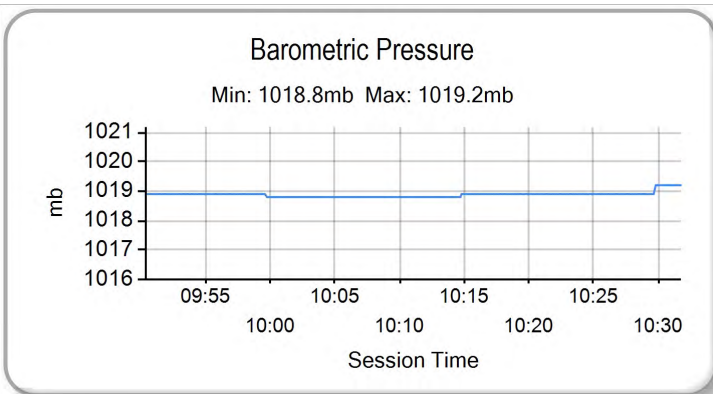
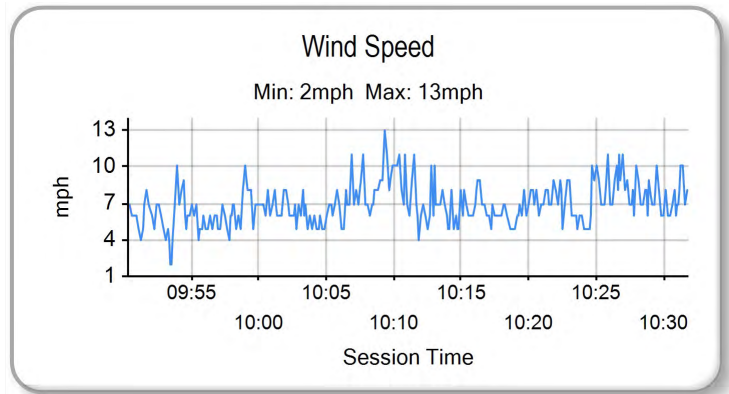
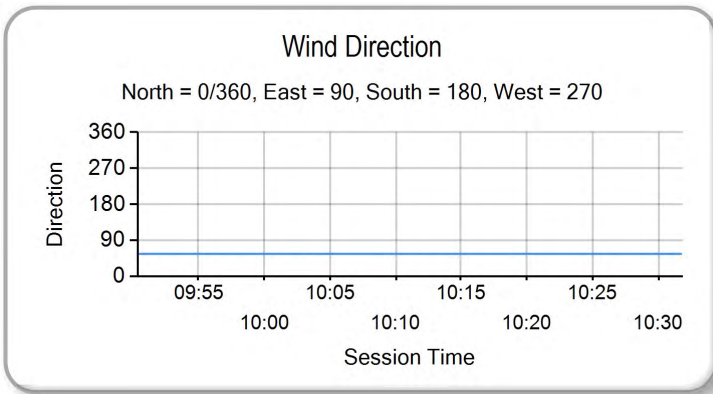
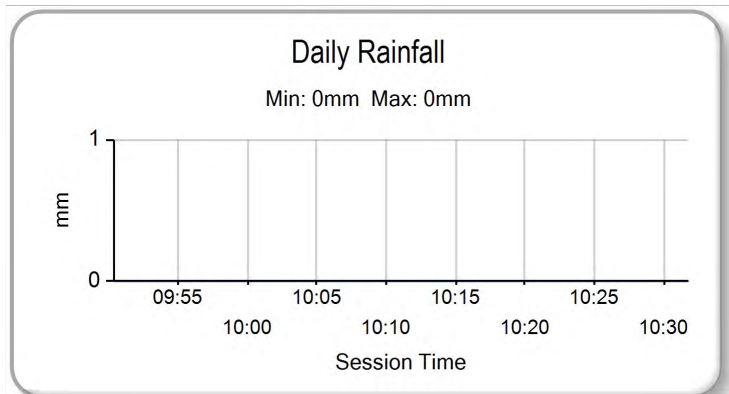
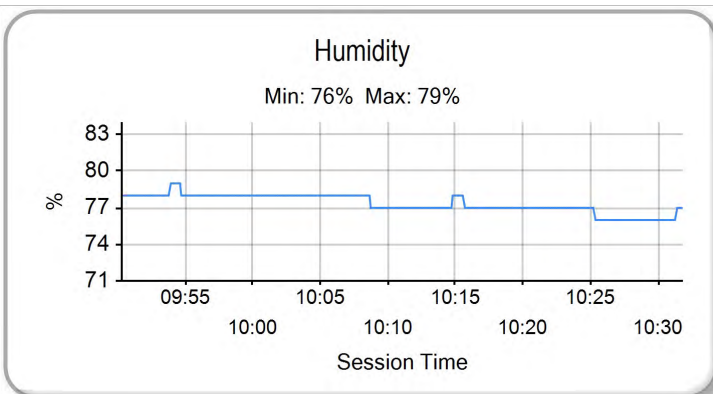
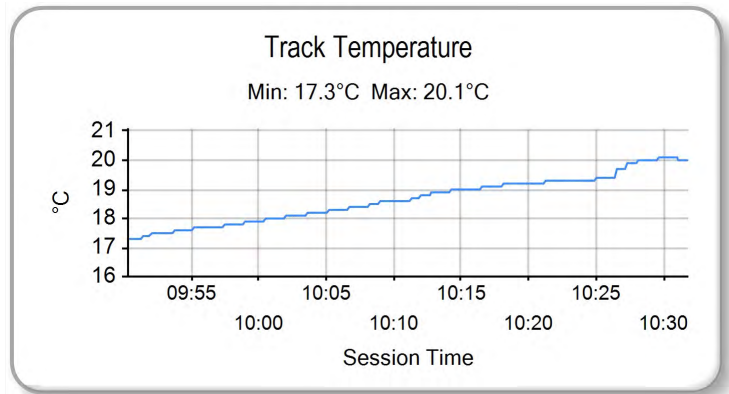
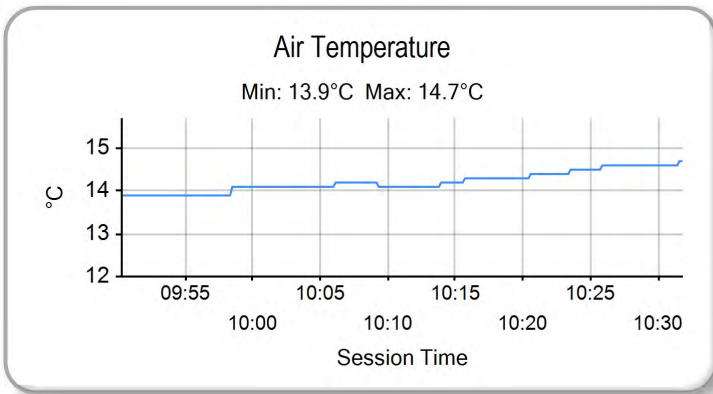
Printed - 10:36 Friday, 04 September 2020

MCRCB BULLETIN TK007

2020 Bennetts British Superbike Championship - Round 3

2020 Honda British Talent Cup

FREE PRACTICE 1 - WEATHER CONDITIONS



Weather / Track : Cloudy / Dry

Results can be found at www.tsl-timing.com

Silverstone
Circuit Length = 1.6404 miles
Start: 10:00 Flag 10:30 End: 10:31

Printed - 10:36 Friday, 04 September 2020

FREE PRACTICE 2 - CLASSIFICATION

POS	NO	NAME	NAT	ENTRY	TIME	ON	LAPS	GAP	DIFF	MPH
1	72	Casey O'GORMAN	GBR	Honda - Microlise Cresswell Racing	1:01.588	13	14			95.88
2	71	Charlie FARRER	GBR	Honda - Victoria House Racing Academy / Mortimer Racir	1:01.840	15	21	0.252	0.252	95.49
3	8	Eddie O'SHEA	GBR	Honda - WAM	1:01.948	17	23	0.360	0.108	95.33
4	74	James COOK	GBR	Honda - Wilson Racing	1:02.438	25	26	0.850	0.490	94.58
5	16	Harvey CLARIDGE	GBR	Honda - City Lifting / SP125 Racing	1:02.453	9	22	0.865	0.015	94.56
6	52	Evan BELFORD	GBR	Honda - City Lifting by RS Racing	1:02.508	25	26	0.920	0.055	94.47
7	17	Franco BOURNE	GBR	Honda - Franco Bourne Racing / SP125 Racing	1:02.942	7	17	1.354	0.434	93.82
8	15	Harrison CROSBY	GBR	Honda - Banks Racing	1:02.945	24	25	1.357	0.003	93.82
9	43	Ryan HITCHCOCK	GBR	Honda - Wilson Racing	1:03.071	24	27	1.483	0.126	93.63
10	48	Ollie WALKER	GBR	Honda - Moto Rapido / SP125 Racing	1:03.083	26	29	1.495	0.012	93.61
11	7	Jamie LYONS	GBR	Honda - Jamie Lyons Racing	1:03.142	27	27	1.554	0.059	93.52
12	66	Annabel THOMAS	GBR	Honda - Microlise Cresswell Racing	1:03.148	17	24	1.560	0.006	93.52
13	75	Jonathan GARNESS	GBR	Honda - Microlise Cresswell Racing	1:03.271	11	27	1.683	0.123	93.33
14	65	Alexander ROWAN	GBR	Honda - Alexander Rowan Racing	1:03.286	23	26	1.698	0.015	93.31
15	37	Corey TINKER	GBR	Honda - Stauff Fluid Power Academy	1:03.620	23	24	2.032	0.334	92.82
16	11	Rossi DOBSON	GBR	Honda - Rossi Dobson	1:03.660	25	27	2.072	0.040	92.76
17	5	Mason Cade JOHNSON	GBR	Honda - Johnson Racing	1:03.757	6	14	2.169	0.097	92.62
18	44	Lucas HILL	GBR	Honda - Ashcourt Racing	1:04.100	23	24	2.512	0.343	92.13
19	46	Elliott DUFTON	GBR	Honda - D&D Racing	1:04.124	23	26	2.536	0.024	92.09
20	69	Gary SCOTT	GBR	Honda - Scott Racing	1:04.333	20	25	2.745	0.209	91.79
21	14	Evann PENDRILL	GBR	Honda - VHC Racing	1:04.393	25	27	2.805	0.060	91.71
22	2	Rhys COATES	GBR	Honda - Ernie Coates Race Support	1:04.469	25	25	2.881	0.076	91.60
23	90	Harry COOK	GBR	Honda - JDF Racing	1:04.564	16	27	2.976	0.095	91.46
24	27	Calum BEACH	GBR	Honda - Calum Beach Racing / SP125 Racing	1:04.603	22	26	3.015	0.039	91.41

QUALIFYING LAPTIME (110.0% of 1:01.588) = 1:07.746

Weather / Track : Cloudy / Dry

These results are provisional until the conclusion of any judicial and technical matters.

Silverstone National

Circuit Length = 1.6404 miles

Start: 14:15 Flag 14:45 End: 14:46

Clerk Of Course :	Steward :	Timekeeper :
-------------------	-----------	--------------

Results can be found at www.britishsuperbike.com

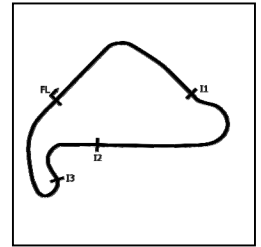
Printed - 14:47 Friday, 04 September 2020

MCRCB BULLETIN TK044

2020 Bennetts British Superbike Championship - Round 3

2020 Honda British Talent Cup

FREE PRACTICE 2 - SECTOR ANALYSIS



SECTOR 1 = FL to I1, SECTOR 2 = I1 to I2 SECTOR 3 = I2 to I3, SECTOR 4 = I3 to FL, DIFF = Difference To Personal Best Lap, P = Crossed Finish Line in Pit Lane, D = Time Disallowed

P1 72		Casey O'GORMAN				Honda - Microlise Cresswell Racing					
IDEAL LAP TIME : 1:01.557		BEST LAP TIME : 1:01.588		DIFFERENCE : 0.031							
LAP	SECTOR 1	SECTOR 2		SECTOR 3		SECTOR 4		LAP TIME	MPH	DIFF	TIME OF DAY
1 -	OUTLAP	21.685	122.6	10.441	15.637	118.0					14:16:08.658
2 -	16.689	20.734	124.2	10.224	15.373	119.1	1:03.020	93.71	1.432		14:17:11.678
3 -	16.518	20.342	125.9	10.031	15.219	119.5	1:02.110	95.08	0.522		14:18:13.788
4 -	16.437	20.549	124.2	10.157	15.148	120.0	1:02.291	94.80	0.703		14:19:16.079
5 -	16.565	20.682	124.0	10.129	15.247	120.0	1:02.623	94.30	1.035		14:20:18.702
6 -	16.530	20.747	124.0	10.025	15.179	119.3	1:02.481	94.51	0.893		14:21:21.183
7 -	16.473	20.595	123.8	9.879	15.129	120.2	1:02.076	95.13	0.488		14:22:23.259
8 -	16.485	20.432	123.8	9.849	15.286	119.7	1:02.052	95.17	0.464		14:23:25.311
9 -	16.454	20.429	123.1	9.902	15.228	119.7	1:02.013 (3)	95.23	0.425		14:24:27.324
10 -	16.413	20.532	123.3	9.813	15.306	120.8	1:02.064	95.15	0.476		14:25:29.388
11 -	16.755	20.508	122.4	9.986	15.230	118.9	1:02.479	94.52	0.891		14:26:31.867
12 -	16.470	20.400	123.8	9.791	15.208	120.0	1:01.869 (2)	95.45	0.281		14:27:33.736
13 -	16.342	20.373	123.5	9.751	15.122	119.7	1:01.588 (1)	95.88			14:28:35.324
14 -	16.421	20.450	122.9	10.656	15.392	119.1	1:02.919	93.86	1.331		14:29:38.243

P2 71		Charlie FARRER				Honda - Victoria House Racing Academy / Mortimer Racing					
IDEAL LAP TIME : 1:01.752		BEST LAP TIME : 1:01.840		DIFFERENCE : 0.088							
LAP	SECTOR 1	SECTOR 2		SECTOR 3		SECTOR 4		LAP TIME	MPH	DIFF	TIME OF DAY
1 -	OUTLAP	22.476	121.1	11.038	15.595	119.1					14:16:18.597
2 -	17.003	21.252	124.7	10.466	15.210	121.1	1:03.931	92.37	2.091		14:17:22.528
3 -	17.063	20.801	124.2	10.331	15.378	118.4	1:03.573	92.89	1.733		14:18:26.101
4 -	16.732	20.654	123.1	10.076	15.135	117.8	1:02.597	94.34	0.757		14:19:28.698
5 -	16.668	21.051	119.6	10.374	15.229	116.8	1:03.322	93.26	1.482		14:20:32.020
6 -	16.578	20.699	120.2	9.979	15.306	117.2	1:02.562	94.39	0.722		14:21:34.582
7 -	16.493	20.702	120.0	9.919	15.151	117.6	1:02.265 (2)	94.84	0.425		14:22:36.847
8 -	16.494	20.517	121.3	10.154	15.171	116.6	1:02.336	94.73	0.496		14:23:39.183
9 -	16.644	20.545	122.9	9.857	15.298	116.6	1:02.344	94.72	0.504		14:24:41.527
10 -	16.633	20.706	119.6	9.886	15.206	116.6	1:02.431	94.59	0.591		14:25:43.958
11 -	16.561	20.813	118.7	9.822	15.156	116.3	1:02.352	94.71	0.512		14:26:46.310
12 -	16.591	20.948	117.9	11.336	IN PIT		1:16.121 P	77.58	14.281		14:28:02.431
13 -	OUTLAP	22.251	119.1	10.557	15.343	117.0	8:45.858	11.23	7:44.018		14:36:48.289
14 -	16.731	20.457	122.6	9.944	15.156	117.8	1:02.288	94.81	0.448		14:37:50.577
15 -	16.444	20.545	121.7	9.732	15.119	119.5	1:01.840 (1)	95.49			14:38:52.417
16 -	16.508	20.905	122.4	9.891	15.419	120.0	1:02.723	94.15	0.883		14:39:55.140
17 -	16.529	21.025	122.0	10.014	15.256	117.0	1:02.824	94.00	0.984		14:40:57.964
18 -	16.518	20.747	119.6	9.860	15.167	117.2	1:02.292	94.80	0.452		14:42:00.256
19 -	16.626	20.786	120.9	9.829	15.655	116.1	1:02.896	93.89	1.056		14:43:03.152
20 -	16.607	20.690	119.8	9.841	15.357	116.3	1:02.495	94.49	0.655		14:44:05.647
21 -	16.521	20.631	118.9	9.897	15.231	116.8	1:02.280 (3)	94.82	0.440		14:45:07.927

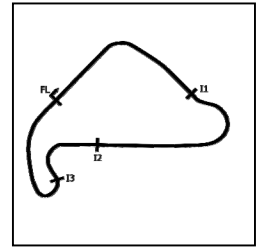
Weather / Track : Cloudy / Dry

MCRCB BULLETIN TK044

2020 Bennetts British Superbike Championship - Round 3

2020 Honda British Talent Cup

FREE PRACTICE 2 - SECTOR ANALYSIS



SECTOR 1 = FL to I1, SECTOR 2 = I1 to I2, SECTOR 3 = I2 to I3, SECTOR 4 = I3 to FL, DIFF = Difference To Personal Best Lap, P = Crossed Finish Line in Pit Lane, D = Time Disallowed

P3 8		Eddie O'SHEA				Honda - WAM					
IDEAL LAP TIME : 1:01.948		BEST LAP TIME : 1:01.948		DIFFERENCE : 0.000							
LAP	SECTOR 1	SECTOR 2		SECTOR 3		SECTOR 4		LAP TIME	MPH	DIFF	TIME OF DAY
1 -	OUTLAP	22.853	119.8	10.982	15.766	116.6					14:16:29.006
2 -	16.971	21.149	121.5	10.503	15.437	117.8	1:04.060	92.18	2.112		14:17:33.066
3 -	16.832	20.918	124.0	10.504	15.516	118.2	1:03.770	92.60	1.822		14:18:36.836
4 -	16.810	21.235	121.3	10.357	15.409	118.0	1:03.811	92.54	1.863		14:19:40.647
5 -	16.635	21.016	121.7	10.324	15.374	117.4	1:03.349	93.22	1.401		14:20:43.996
6 -	16.629	20.837	122.2	10.194	15.310	118.2	1:02.970	93.78	1.022		14:21:46.966
7 -	16.489	20.833	122.9	10.080	15.207	118.2	1:02.609	94.32	0.661		14:22:49.575
8 -	16.516	20.655	124.0	10.656	15.460	119.5	1:03.287	93.31	1.339		14:23:52.862
9 -	16.475	21.458	113.1	10.821	IN PIT		1:15.759	P 77.95	13.811		14:25:08.621
10 -	OUTLAP	22.686	119.4	10.660	15.471	119.3	5:22.229	18.32	4:20.281		14:30:30.850
11 -	16.517	22.096	123.1	10.400	15.440	115.9	1:04.453	91.62	2.505		14:31:35.303
12 -	17.074	21.238	122.0	10.070	15.420	117.0	1:03.802	92.56	1.854		14:32:39.105
13 -	16.785	20.919	122.9	10.099	15.386	118.0	1:03.189	93.46	1.241		14:33:42.294
14 -	16.663	20.772	121.7	10.072	15.324	117.6	1:02.831	93.99	0.883		14:34:45.125
15 -	16.693	20.761	122.9	10.056	15.239	118.4	1:02.749	94.11	0.801		14:35:47.874
16 -	16.471	20.744	123.1	9.908	15.234	119.3	1:02.357 (3)	94.70	0.409		14:36:50.231
17 -	16.412	20.530	124.2	9.860	15.146	120.0	1:01.948 (1)	95.33			14:37:52.179
18 -	16.505	20.615	124.0	10.359	IN PIT		1:13.728	P 80.10	11.780		14:39:05.907
19 -	OUTLAP	21.829	121.5	10.514	15.488	117.4	2:10.074	45.40	1:08.126		14:41:15.981
20 -	16.749	20.769	123.1	10.115	15.662	117.8	1:03.295	93.30	1.347		14:42:19.276
21 -	16.551	20.812	122.4	10.167	15.380	118.0	1:02.910	93.87	0.962		14:43:22.186
22 -	16.525	20.583	122.4	9.999	15.253	118.2	1:02.360	94.70	0.412		14:44:24.546
23 -	16.469	20.626	122.0	9.916	15.213	118.4	1:02.224 (2)	94.90	0.276		14:45:26.770

P4 74		James COOK				Honda - Wilson Racing					
IDEAL LAP TIME : 1:02.211		BEST LAP TIME : 1:02.438		DIFFERENCE : 0.227							
LAP	SECTOR 1	SECTOR 2		SECTOR 3		SECTOR 4		LAP TIME	MPH	DIFF	TIME OF DAY
1 -	OUTLAP	23.152	115.5	11.456	15.983	115.7					14:16:19.511
2 -	16.927	21.010	125.6	10.836	15.721	118.4	1:04.494	91.56	2.056		14:17:24.005
3 -	17.166	21.400	119.1	10.750	15.396	118.7	1:04.712	91.26	2.274		14:18:28.717
4 -	16.642	21.299	120.9	10.377	15.362	118.2	1:03.680	92.73	1.242		14:19:32.397
5 -	16.551	20.947	124.0	10.694	15.750	119.3	1:03.942	92.35	1.504		14:20:36.339
6 -	16.853	21.216	120.9	10.373	15.257	119.7	1:03.699	92.71	1.261		14:21:40.038
7 -	16.405	21.016	125.2	10.615	15.463	120.6	1:03.499	93.00	1.061		14:22:43.537
8 -	16.959	21.352	119.8	10.344	15.384	116.6	1:04.039	92.21	1.601		14:23:47.576
9 -	16.895	21.310	119.6	10.375	15.259	120.4	1:03.839	92.50	1.401		14:24:51.415
10 -	16.477	21.374	121.3	10.414	15.517	116.3	1:03.782	92.59	1.344		14:25:55.197
11 -	16.824	21.182	121.1	10.102	15.296	119.7	1:03.404	93.14	0.966		14:26:58.601
12 -	17.037	21.233	120.9	10.325	15.468	118.4	1:04.063	92.18	1.625		14:28:02.664
13 -	16.746	21.263	119.6	10.194	15.397	118.4	1:03.600	92.85	1.162		14:29:06.264
14 -	16.722	21.272	117.9	10.411	15.453	115.3	1:03.858	92.48	1.420		14:30:10.122
15 -	16.776	21.198	118.5	10.427	15.439	115.7	1:03.840	92.50	1.402		14:31:13.962
16 -	16.668	20.967	120.2	10.188	15.437	116.8	1:03.260	93.35	0.822		14:32:17.222
17 -	16.982	20.828	124.2	10.653	IN PIT		1:12.708	P 81.22	10.270		14:33:29.930
18 -	OUTLAP	28.053	67.9	11.500	15.856	113.5	3:16.897	29.99	2:14.459		14:36:46.827
19 -	17.154	21.572	118.9	10.204	15.234	117.8	1:04.164	92.04	1.726		14:37:50.991
20 -	16.553	20.845	120.2	10.086	15.395	115.7	1:02.879 (2)	93.92	0.441		14:38:53.870
21 -	16.669	20.959	119.8	10.044	15.321	116.1	1:02.993	93.75	0.555		14:39:56.863
22 -	16.657	21.008	120.4	10.013	15.208	118.9	1:02.886 (3)	93.91	0.448		14:40:59.749
23 -	16.850	20.679	121.3	10.430	15.517	118.4	1:03.476	93.03	1.038		14:42:03.225
24 -	16.924	20.995	120.2	10.118	15.285	119.7	1:03.322	93.26	0.884		14:43:06.547
25 -	16.519	20.585	124.2	10.096	15.238	120.0	1:02.438 (1)	94.58			14:44:08.985
26 -	16.732	20.855	121.1	10.173	15.272	117.8	1:03.032	93.69	0.594		14:45:12.017

Weather / Track : Cloudy / Dry

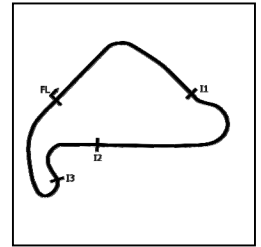
Silverstone National
Circuit Length = 1.6404 miles
Start: 14:15 Flag 14:45 End: 14:46

MCRCB BULLETIN TK044

2020 Bennetts British Superbike Championship - Round 3

2020 Honda British Talent Cup

FREE PRACTICE 2 - SECTOR ANALYSIS



SECTOR 1 = FL to I1, SECTOR 2 = I1 to I2, SECTOR 3 = I2 to I3, SECTOR 4 = I3 to FL, DIFF = Difference To Personal Best Lap, P = Crossed Finish Line in Pit Lane, D = Time Disallowed

P5 16		Harvey CLARIDGE		Honda - City Lifting / SP125 Racing						
IDEAL LAP TIME : 1:02.213		BEST LAP TIME : 1:02.453		DIFFERENCE : 0.240						
LAP	SECTOR 1	SECTOR 2	SECTOR 3	SECTOR 4	LAP TIME	MPH	DIFF	TIME OF DAY		
1 -	OUTLAP	22.493	117.7	10.489	15.684	114.1		14:16:44.289		
2 -	16.882	21.029	118.7	10.215	15.432	116.6	1:03.558	92.91	1.105	14:17:47.847
3 -	16.673	21.083	118.9	10.354	15.465	115.5	1:03.575	92.89	1.122	14:18:51.422
4 -	16.787	21.108	118.3	10.099	15.278	115.1	1:03.272	93.33	0.819	14:19:54.694
5 -	16.626	20.968	118.7	10.151	15.349	116.1	1:03.094	93.60	0.641	14:20:57.788
6 -	16.675	21.619	110.9	11.021	IN PIT		1:11.563	P 82.52	9.110	14:22:09.351
7 -	OUTLAP	22.765	112.9	10.382	15.718	115.1	1:28.303	66.87	25.850	14:23:37.654
8 -	17.072	21.642	116.5	10.198	15.279	117.8	1:04.191	92.00	1.738	14:24:41.845
9 -	16.409	20.906	119.4	9.907	15.231	118.0	1:02.453 (1)	94.56		14:25:44.298
10 -	16.673	20.838	119.1	9.878	15.246	116.1	1:02.635	(3) 94.28	0.182	14:26:46.933
11 -	16.519	20.732	120.4	10.026	15.276	114.9	1:02.553	(2) 94.41	0.100	14:27:49.486
12 -	16.622	21.013	117.9	9.875	15.341	115.7	1:02.851	93.96	0.398	14:28:52.337
13 -	17.208	22.077	112.2	10.758	IN PIT		1:10.451	P 83.82	7.998	14:30:02.788
14 -	OUTLAP	21.948	117.1	10.307	15.595	115.3	5:41.811	17.27	4:39.358	14:35:44.599
15 -	16.816	21.672	119.4	10.242	15.228	118.2	1:03.958	92.33	1.505	14:36:48.557
16 -	16.510	20.889	121.3	10.272	IN PIT		1:06.791	P 88.42	4.338	14:37:55.348
17 -	OUTLAP	21.574	118.5	9.973	15.472	115.9	1:54.351	51.64	51.898	14:39:49.699
18 -	16.693	21.021	118.9	9.939	15.784	115.1	1:03.437	93.09	0.984	14:40:53.136
19 -	16.696	20.980	118.1	9.881	15.443	116.1	1:03.000	93.74	0.547	14:41:56.136
20 -	16.573	20.946	118.9	9.923	15.293	116.3	1:02.735	94.13	0.282	14:42:58.871
21 -	16.610	20.917	118.3	9.844	15.448	116.3	1:02.819	94.01	0.366	14:44:01.690
22 -	16.565	20.901	118.5	9.928	15.409	116.3	1:02.803	94.03	0.350	14:45:04.493

P6 52		Evan BELFORD		Honda - City Lifting by RS Racing						
IDEAL LAP TIME : 1:02.347		BEST LAP TIME : 1:02.508		DIFFERENCE : 0.161						
LAP	SECTOR 1	SECTOR 2	SECTOR 3	SECTOR 4	LAP TIME	MPH	DIFF	TIME OF DAY		
1 -	OUTLAP	22.287	120.6	11.376	15.824	119.1		14:16:16.836		
2 -	16.958	21.411	122.4	10.897	15.840	118.0	1:05.106	90.70	2.598	14:17:21.942
3 -	16.861	21.085	121.3	10.315	15.706	118.2	1:03.967	92.32	1.459	14:18:25.909
4 -	16.862	21.104	123.1	10.556	15.500	119.3	1:04.022	92.24	1.514	14:19:29.931
5 -	16.857	21.151	121.3	10.331	15.513	119.5	1:03.852	92.48	1.344	14:20:33.783
6 -	16.775	21.100	122.4	10.293	15.494	118.7	1:03.662	92.76	1.154	14:21:37.445
7 -	16.825	21.173	120.0	10.273	15.523	117.8	1:03.794	92.57	1.286	14:22:41.239
8 -	17.598	20.979	122.0	10.646	15.525	117.8	1:04.748	91.21	2.240	14:23:45.987
9 -	16.811	21.093	120.2	10.216	15.468	117.8	1:03.588	92.87	1.080	14:24:49.575
10 -	16.767	21.039	120.4	10.194	15.376	118.2	1:03.376	93.18	0.868	14:25:52.951
11 -	17.051	21.701	123.5	10.465	15.324	118.4	1:04.541	91.50	2.033	14:26:57.492
12 -	16.723	20.990	122.6	10.182	15.470	118.2	1:03.365	93.20	0.857	14:28:00.857
13 -	16.731	20.974	120.2	10.231	15.506	118.0	1:03.442	93.08	0.934	14:29:04.299
14 -	16.752	21.524	120.9	10.664	15.340	117.8	1:04.280	91.87	1.772	14:30:08.579
15 -	16.654	21.378	122.0	10.618	15.518	117.6	1:04.168	92.03	1.660	14:31:12.747
16 -	16.876	22.239	118.5	10.203	15.210	119.1	1:04.528	91.52	2.020	14:32:17.275
17 -	16.777	20.786	124.0	10.133	15.249	119.1	1:02.945	93.82	0.437	14:33:20.220
18 -	16.774	21.017	122.4	10.380	15.543	118.2	1:03.714	92.69	1.206	14:34:23.934
19 -	17.300	22.009	121.3	10.583	IN PIT		1:14.792	P 78.96	12.284	14:35:38.726
20 -	OUTLAP	21.037	122.6	10.236	15.328	119.3	3:15.891	30.14	2:13.383	14:38:54.617
21 -	16.666	20.909	123.5	10.079	15.348	119.7	1:03.002	93.73	0.494	14:39:57.619
22 -	16.633	20.729	124.5	10.024	15.217	120.4	1:02.603	(2) 94.33	0.095	14:41:00.222
23 -	16.646	20.886	124.5	10.132	15.477	119.5	1:03.141	93.53	0.633	14:42:03.363
24 -	16.934	20.782	124.0	10.031	15.305	119.3	1:03.052	93.66	0.544	14:43:06.415
25 -	16.517	20.615	123.8	10.005	15.371	118.9	1:02.508 (1)	94.47		14:44:08.923
26 -	16.592	20.828	121.3	10.153	15.341	118.7	1:02.914	(3) 93.86	0.406	14:45:11.837

Weather / Track : Cloudy / Dry

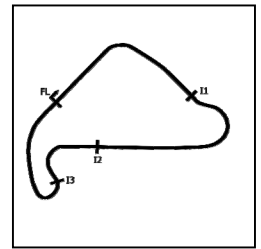
Silverstone National
Circuit Length = 1.6404 miles
Start: 14:15 Flag 14:45 End: 14:46

MCRCB BULLETIN TK044

2020 Bennetts British Superbike Championship - Round 3

2020 Honda British Talent Cup

FREE PRACTICE 2 - SECTOR ANALYSIS



SECTOR 1 = FL to I1, SECTOR 2 = I1 to I2 SECTOR 3 = I2 to I3, SECTOR 4 = I3 to FL, DIFF = Difference To Personal Best Lap, P = Crossed Finish Line in Pit Lane, D = Time Disallowed

P7 17		Franco BOURNE				Honda - Franco Bourne Racing / SP125 Racing				
IDEAL LAP TIME : 1:02.786		BEST LAP TIME : 1:02.942		DIFFERENCE : 0.156						
LAP	SECTOR 1	SECTOR 2		SECTOR 3		SECTOR 4	LAP TIME	MPH	DIFF	TIME OF DAY
1 -	OUTLAP	22.192	119.4	11.239	15.896	116.6				14:16:22.418
2 -	16.803	21.219	119.6	10.687	15.571	118.0	1:04.280	91.87	1.338	14:17:26.698
3 -	16.637	21.103	120.0	10.310	15.532	119.5	1:03.582	92.88	0.640	14:18:30.280
4 -	16.726	21.310	121.3	10.347	15.339	118.4	1:03.722	92.67	0.780	14:19:34.002
5 -	16.595	21.096	117.3	10.719	15.594	117.8	1:04.004	92.27	1.062	14:20:38.006
6 -	16.481	20.898	123.8	10.440	15.410	120.2	1:03.229 (3)	93.40	0.287	14:21:41.235
7 -	16.615	20.914	119.6	10.086	15.327	119.1	1:02.942 (1)	93.82		14:22:44.177
8 -	16.484	21.518	121.5	10.332	15.371	120.6	1:03.705	92.70	0.763	14:23:47.882
9 -	16.475	21.338	121.5	10.109	15.449	119.5	1:03.371	93.19	0.429	14:24:51.253
10 -	16.559	21.341	118.3	10.255	15.455	117.0	1:03.610	92.84	0.668	14:25:54.863
11 -	16.506	21.010	120.2	10.126	15.392	117.8	1:03.034 (2)	93.69	0.092	14:26:57.897
12 -	16.525	21.367	118.7	10.496	IN PIT		1:12.433 P	81.53	9.491	14:28:10.330
13 -	OUTLAP	22.111	117.3	10.954	16.899	114.7	7:14.369	13.59	6:11.427	14:35:24.699
14 -	17.343	23.454	87.6	13.158	15.920	116.8	1:09.875	84.51	6.933	14:36:34.574
15 -	16.775	20.993	120.4	10.477	15.725	118.0	1:03.970	92.31	1.028	14:37:38.544
16 -	16.825	21.348	118.3	10.294	15.417	115.7	1:03.884	92.44	0.942	14:38:42.428
17 -	16.761	21.139	118.7	10.189	IN PIT		1:11.666 P	82.40	8.724	14:39:54.094

P8 15		Harrison CROSBY				Honda - Banks Racing				
IDEAL LAP TIME : 1:02.394		BEST LAP TIME : 1:02.945		DIFFERENCE : 0.551						
LAP	SECTOR 1	SECTOR 2		SECTOR 3		SECTOR 4	LAP TIME	MPH	DIFF	TIME OF DAY
1 -	OUTLAP	22.126	120.9	11.150	15.803	119.3				14:16:18.957
2 -	16.894	21.062	123.5	10.791	15.686	120.0	1:04.433	91.65	1.488	14:17:23.390
3 -	16.721	20.938	124.7	10.352	15.592	119.3	1:03.603	92.85	0.658	14:18:26.993
4 -	16.686	21.369	124.0	10.407	15.471	120.4	1:03.933	92.37	0.988	14:19:30.926
5 -	16.971	21.083	123.3	10.174	15.291	120.0	1:03.519	92.97	0.574	14:20:34.445
6 -	16.694	20.843	123.5	10.456	15.611	117.8	1:03.604	92.85	0.659	14:21:38.049
7 -	17.375	20.660	124.0	10.254	15.424	117.6	1:03.713	92.69	0.768	14:22:41.762
8 -	16.661	21.182	119.4	11.184	IN PIT		1:16.227 P	77.47	13.282	14:23:57.989
9 -	OUTLAP	22.362	119.1	10.773	15.632	116.6	4:45.225	20.70	3:42.280	14:28:43.214
10 -	16.771	21.182	120.0	10.301	15.461	116.6	1:03.715	92.68	0.770	14:29:46.929
11 -	16.654	20.964	119.8	10.170	15.482	115.1	1:03.270	93.34	0.325	14:30:50.199
12 -	16.639	21.170	119.6	10.351	15.369	117.6	1:03.529	92.96	0.584	14:31:53.728
13 -	16.548	21.195	119.4	10.303	15.495	116.1	1:03.541	92.94	0.596	14:32:57.269
14 -	16.701	20.866	121.7	10.137	15.323	117.6	1:03.027 (3)	93.70	0.082	14:34:00.296
15 -	16.577	20.889	120.0	10.240	15.398	117.6	1:03.104	93.58	0.159	14:35:03.400
16 -	16.687	20.954	120.4	10.230	15.401	117.2	1:03.272	93.33	0.327	14:36:06.672
17 -	16.588	21.088	120.6	10.260	15.441	118.0	1:03.377	93.18	0.432	14:37:10.049
18 -	16.592	20.945	122.0	10.298	15.319	118.4	1:03.154	93.51	0.209	14:38:13.203
19 -	16.558	21.170	121.1	10.344	15.401	117.2	1:03.473	93.04	0.528	14:39:16.676
20 -	16.589	21.019	120.2	10.209	15.344	116.8	1:03.161	93.50	0.216	14:40:19.837
21 -	16.595	21.161	120.9	10.411	15.639	117.6	1:03.806	92.55	0.861	14:41:23.643
22 -	16.633	20.991	121.7	9.994	15.484	118.7	1:03.102	93.58	0.157	14:42:26.745
23 -	16.647	20.955	120.2	10.060	15.537	116.3	1:03.199	93.44	0.254	14:43:29.944
24 -	16.574	20.939	120.2	10.016	15.416	118.0	1:02.945 (1)	93.82		14:44:32.889
25 -	16.449	20.941	121.7	10.113	15.444	117.2	1:02.947 (2)	93.81	0.002	14:45:35.836

Weather / Track : Cloudy / Dry

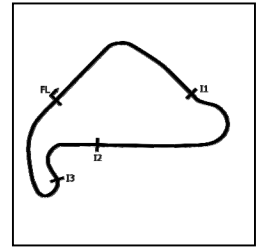
Silverstone National
Circuit Length = 1.6404 miles
Start: 14:15 Flag 14:45 End: 14:46

MCRCB BULLETIN TK044

2020 Bennetts British Superbike Championship - Round 3

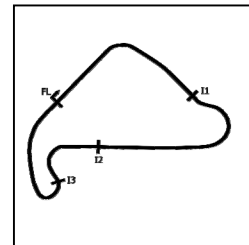
2020 Honda British Talent Cup

FREE PRACTICE 2 - SECTOR ANALYSIS



SECTOR 1 = FL to I1, SECTOR 2 = I1 to I2 SECTOR 3 = I2 to I3, SECTOR 4 = I3 to FL, DIFF = Difference To Personal Best Lap, P = Crossed Finish Line in Pit Lane, D = Time Disallowed

P9 43		Ryan HITCHCOCK				Honda - Wilson Racing					
IDEAL LAP TIME : 1:02.750		BEST LAP TIME : 1:03.071				DIFFERENCE : 0.321					
LAP	SECTOR 1	SECTOR 2		SECTOR 3		SECTOR 4		LAP TIME	MPH	DIFF	TIME OF DAY
1 -	OUTLAP	22.112	116.1	11.108	15.572	117.8					14:16:12.628
2 -	16.746	21.319	120.9	10.670	15.514	117.6	1:04.249	91.91	1.178		14:17:16.877
3 -	16.701	21.080	120.4	10.724	15.444	117.8	1:03.949	92.34	0.878		14:18:20.826
4 -	16.783	21.138	121.3	10.515	15.478	117.4	1:03.914	92.40	0.843		14:19:24.740
5 -	16.667	21.003	121.3	10.414	15.425	117.8	1:03.509	92.98	0.438		14:20:28.249
6 -	16.668	20.893	122.2	10.520	15.700	114.5	1:03.781	92.59	0.710		14:21:32.030
7 -	16.846	21.064	120.4	10.254	15.468	117.4	1:03.632	92.80	0.561		14:22:35.662
8 -	16.769	20.975	120.9	10.572	15.399	118.4	1:03.715	92.68	0.644		14:23:39.377
9 -	16.692	20.713	123.3	10.307	15.467	118.2	1:03.179 (3)	93.47	0.108		14:24:42.556
10 -	16.620	20.878	121.3	10.241	15.346	117.8	1:03.085 (2)	93.61	0.014		14:25:45.641
11 -	16.660	21.000	121.1	10.189	15.394	117.4	1:03.243	93.38	0.172		14:26:48.884
12 -	16.701	20.993	122.0	10.211	15.461	117.2	1:03.366	93.19	0.295		14:27:52.250
13 -	16.699	20.935	120.0	10.198	15.441	116.8	1:03.273	93.33	0.202		14:28:55.523
14 -	16.663	21.126	118.7	10.446	15.484	115.9	1:03.719	92.68	0.648		14:29:59.242
15 -	16.769	21.008	120.4	10.101	15.446	116.3	1:03.324	93.26	0.253		14:31:02.566
16 -	16.749	21.166	120.6	10.163	15.428	116.8	1:03.506	92.99	0.435		14:32:06.072
17 -	16.669	20.928	120.4	10.085	15.529	116.1	1:03.211	93.42	0.140		14:33:09.283
18 -	16.822	20.996	121.3	10.240	15.472	116.6	1:03.530	92.95	0.459		14:34:12.813
19 -	17.442	21.846	116.1	10.879	IN PIT		1:16.294 P	77.40	13.223		14:35:29.107
20 -	OUTLAP	22.207	118.5	10.501	15.522	116.3	3:00.627	32.69	1:57.556		14:38:29.734
21 -	16.779	21.001	121.3	10.267	15.477	116.1	1:03.524	92.96	0.453		14:39:33.258
22 -	16.827	20.925	120.9	10.266	15.420	116.6	1:03.438	93.09	0.367		14:40:36.696
23 -	16.762	20.943	120.9	10.336	15.428	116.3	1:03.469	93.04	0.398		14:41:40.165
24 -	16.606	20.871	120.9	10.102	15.492	117.4	1:03.071 (1)	93.63			14:42:43.236
25 -	16.841	20.943	120.6	10.226	15.430	117.2	1:03.440	93.09	0.369		14:43:46.676
26 -	16.745	20.872	121.1	10.293	15.461	117.4	1:03.371	93.19	0.300		14:44:50.047
27 -	16.698	21.017	120.4	10.337	15.521	116.3	1:03.573	92.89	0.502		14:45:53.620



SECTOR 1 = FL to I1, SECTOR 2 = I1 to I2 SECTOR 3 = I2 to I3, SECTOR 4 = I3 to FL, DIFF = Difference To Personal Best Lap, P = Crossed Finish Line in Pit Lane, D = Time Disallowed

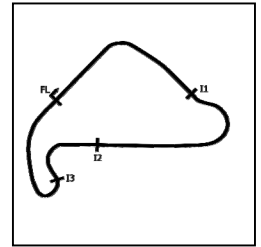
P10 48		Ollie WALKER		Honda - Moto Rapido / SP125 Racing							
IDEAL LAP TIME : 1:02.618		BEST LAP TIME : 1:03.083		DIFFERENCE : 0.465							
LAP	SECTOR 1	SECTOR 2		SECTOR 3		SECTOR 4		LAP TIME	MPH	DIFF	TIME OF DAY
1 -	OUTLAP	22.220	119.1	11.109	15.728	118.0					14:16:21.045
2 -	16.905	20.973	122.6	10.357	15.392	120.0	1:03.627	92.81	0.544		14:17:24.672
3 -	16.785	21.584	121.3	10.708	15.408	120.6	1:04.485	91.58	1.402		14:18:29.157
4 -	16.651	20.983	121.1	10.727	15.257	120.8	1:03.618	92.83	0.535		14:19:32.775
5 -	16.638	20.959	123.8	10.547	15.508	118.2	1:03.652	92.78	0.569		14:20:36.427
6 -	16.953	20.933	123.3	10.239	15.207	120.8	1:03.332	93.24	0.249		14:21:39.759
7 -	16.581	20.991	124.0	10.427	15.331	120.0	1:03.330	93.25	0.247		14:22:43.089
8 -	16.989	20.957	120.9	10.292	15.268	118.9	1:03.506	92.99	0.423		14:23:46.595
9 -	16.525	21.124	119.1	10.506	15.325	117.8	1:03.480	93.03	0.397		14:24:50.075
10 -	16.832	21.029	121.7	10.331	15.281	118.0	1:03.473	93.04	0.390		14:25:53.548
11 -	16.630	21.350	120.2	10.397	15.390	117.8	1:03.767	92.61	0.684		14:26:57.315
12 -	16.830	21.029	119.1	10.385	15.426	117.6	1:03.670	92.75	0.587		14:28:00.985
13 -	16.704	21.034	119.6	10.301	15.353	119.5	1:03.392	93.16	0.309		14:29:04.377
14 -	16.762	21.391	118.5	10.410	15.482	116.6	1:04.045	92.21	0.962		14:30:08.422
15 -	16.691	21.568	119.4	10.750	15.392	119.7	1:04.401	91.70	1.318		14:31:12.823
16 -	16.863	21.458	119.1	10.304	15.445	116.8	1:04.070	92.17	0.987		14:32:16.893
17 -	16.769	20.948	120.4	10.158	15.418	117.4	1:03.293	93.30	0.210		14:33:20.186
18 -	16.933	20.972	122.2	10.466	15.672	115.5	1:04.043	92.21	0.960		14:34:24.229
19 -	16.851	20.943	121.1	10.191	15.645	117.2	1:03.630	92.81	0.547		14:35:27.859
20 -	16.666	20.927	120.4	10.196	15.394	115.7	1:03.183	93.46	0.100		14:36:31.042
21 -	16.671	20.947	119.4	10.271	15.411	117.2	1:03.300	93.29	0.217		14:37:34.342
22 -	16.708	20.960	120.0	10.168	15.344	117.4	1:03.180	93.47	0.097		14:38:37.522
23 -	16.646	20.961	119.6	10.120	15.387	116.8	1:03.114 (3)	93.57	0.031		14:39:40.636
24 -	16.765	21.029	120.0	10.192	15.418	116.8	1:03.404	93.14	0.321		14:40:44.040
25 -	16.762	20.999	119.6	10.171	15.378	116.8	1:03.310	93.28	0.227		14:41:47.350
26 -	16.647	20.807	120.2	10.229	15.400	117.4	1:03.083 (1)	93.61			14:42:50.433
27 -	16.706	20.766	120.0	10.168	15.466	117.0	1:03.106 (2)	93.58	0.023		14:43:53.539
28 -	16.720	20.978	119.1	10.209	15.464	117.4	1:03.371	93.19	0.288		14:44:56.910
29 -	16.637	20.961	119.4	10.233	15.573	116.8	1:03.404	93.14	0.321		14:46:00.314

MCRCB BULLETIN TK044

2020 Bennetts British Superbike Championship - Round 3

2020 Honda British Talent Cup

FREE PRACTICE 2 - SECTOR ANALYSIS



SECTOR 1 = FL to I1, SECTOR 2 = I1 to I2 SECTOR 3 = I2 to I3, SECTOR 4 = I3 to FL, DIFF = Difference To Personal Best Lap, P = Crossed Finish Line in Pit Lane, D = Time Disallowed

P11 7		Jamie LYONS		Honda - Jamie Lyons Racing					
IDEAL LAP TIME : 1:02.829		BEST LAP TIME : 1:03.142		DIFFERENCE : 0.313					
LAP	SECTOR 1	SECTOR 2	SECTOR 3	SECTOR 4	LAP TIME	MPH	DIFF	TIME OF DAY	
1 -	OUTLAP	23.893	116.1	11.177	15.851	117.4		14:16:16.493	
2 -	17.329	21.566	123.1	10.974	15.929	117.0	1:05.798	89.75 2.656 14:17:22.291	
3 -	16.871	20.983	122.0	10.385	15.522	118.2	1:03.761	92.62 0.619 14:18:26.052	
4 -	16.822	21.531	122.0	10.418	15.703	119.5	1:04.474	91.59 1.332 14:19:30.526	
5 -	16.769	20.880	122.9	10.550	15.413	118.9	1:03.612	92.83 0.470 14:20:34.138	
6 -	16.602	21.267	121.3	10.795	15.365	120.2	1:04.029	92.23 0.887 14:21:38.167	
7 -	16.931	20.968	121.1	10.546	15.324	119.3	1:03.769	92.61 0.627 14:22:41.936	
8 -	16.694	21.204	121.5	10.838	15.489	118.7	1:04.225	91.95 1.083 14:23:46.161	
9 -	16.711	21.349	120.2	10.309	15.455	118.2	1:03.824	92.53 0.682 14:24:49.985	
10 -	16.877	21.009	120.4	10.150	15.456	117.4	1:03.492	93.01 0.350 14:25:53.477	
11 -	16.677	21.336	118.1	10.208	15.536	116.6	1:03.757	92.62 0.615 14:26:57.234	
12 -	16.871	21.131	118.1	10.756	IN PIT		1:12.782	P 81.14 9.640 14:28:10.016	
13 -	OUTLAP	22.041	117.9	10.443	15.653	115.9	2:20.286	42.09 1:17.144 14:30:30.302	
14 -	16.983	21.887	118.7	10.462	15.625	116.3	1:04.957	90.91 1.815 14:31:35.259	
15 -	17.162	21.547	121.1	10.151	15.455	117.6	1:04.315	91.82 1.173 14:32:39.574	
16 -	16.729	21.576	122.0	10.180	15.501	117.4	1:03.986	92.29 0.844 14:33:43.560	
17 -	16.793	21.044	119.8	10.128	15.457	116.3	1:03.422	93.11 0.280 14:34:46.982	
18 -	16.854	21.190	119.1	10.035	15.433	116.8	1:03.512	92.98 0.370 14:35:50.494	
19 -	16.642	21.083	119.6	10.173	15.426	117.0	1:03.324	93.26 0.182 14:36:53.818	
20 -	16.701	21.067	119.6	10.037	15.482	116.8	1:03.287	93.31 0.145 14:37:57.105	
21 -	16.745	20.941	119.8	10.023	15.481	116.3	1:03.190	(2) 93.45 0.048 14:39:00.295	
22 -	16.792	21.106	119.6	10.161	15.562	116.8	1:03.621	92.82 0.479 14:40:03.916	
23 -	16.968	21.156	119.6	10.125	15.554	116.6	1:03.803	92.56 0.661 14:41:07.719	
24 -	16.723	21.001	119.8	10.029	15.543	116.1	1:03.296	93.30 0.154 14:42:11.015	
25 -	16.685	21.067	119.1	10.081	15.428	117.2	1:03.261	(3) 93.35 0.119 14:43:14.276	
26 -	16.664	21.076	120.0	10.118	15.495	116.8	1:03.353	93.21 0.211 14:44:17.629	
27 -	16.625	21.011	119.8	10.029	15.477	116.6	1:03.142	(1) 93.52 14:45:20.771	

P12 66		Annabel THOMAS		Honda - Microlise Cresswell Racing					
IDEAL LAP TIME : 1:02.879		BEST LAP TIME : 1:03.148		DIFFERENCE : 0.269					
LAP	SECTOR 1	SECTOR 2	SECTOR 3	SECTOR 4	LAP TIME	MPH	DIFF	TIME OF DAY	
1 -	OUTLAP	22.585	111.8	11.442	16.039	115.7		14:16:18.508	
2 -	17.355	21.423	124.7	10.655	15.926	118.7	1:05.359	90.35 2.211 14:17:23.867	
3 -	17.304	21.367	120.9	10.488	15.451	118.0	1:04.610	91.40 1.462 14:18:28.477	
4 -	16.778	21.431	120.0	10.593	15.437	118.7	1:04.239	91.93 1.091 14:19:32.716	
5 -	16.613	20.997	122.9	10.969	15.384	118.9	1:03.963	92.32 0.815 14:20:36.679	
6 -	17.043	21.380	124.0	10.466	15.579	117.2	1:04.468	91.60 1.320 14:21:41.147	
7 -	16.813	21.129	120.4	10.119	15.332	118.9	1:03.393	(2) 93.15 0.245 14:22:44.540	
8 -	16.499	22.128	118.9	10.315	15.402	119.1	1:04.344	91.78 1.196 14:23:48.884	
9 -	16.620	21.211	121.1	10.247	15.486	117.4	1:03.564	92.90 0.416 14:24:52.448	
10 -	16.825	21.455	119.8	10.283	15.472	117.2	1:04.035	92.22 0.887 14:25:56.483	
11 -	16.601	21.126	121.1	10.241	15.540	117.0	1:03.508	92.99 0.360 14:26:59.991	
12 -	16.828	21.188	120.9	10.104	15.446	117.4	1:03.566	92.90 0.418 14:28:03.557	
13 -	16.838	21.651	117.3	10.884	IN PIT		1:10.902	P 83.29 7.754 14:29:14.459	
14 -	OUTLAP	22.337	118.9	10.858	15.964	114.5	5:27.827	18.01 4:24.679 14:34:42.286	
15 -	17.349	21.552	119.4	10.310	15.591	115.7	1:04.802	91.13 1.654 14:35:47.088	
16 -	16.963	21.126	120.0	10.220	15.472	117.6	1:03.781	92.59 0.633 14:36:50.869	
17 -	16.666	20.944	120.6	10.152	15.386	116.8	1:03.148	(1) 93.52 14:37:54.017	
18 -	16.773	21.159	119.4	10.253	15.480	116.1	1:03.665	92.76 0.517 14:38:57.682	
19 -	16.861	21.084	119.1	10.345	15.478	115.9	1:03.768	92.61 0.620 14:40:01.450	
20 -	16.843	21.092	119.6	10.176	15.520	116.1	1:03.631	92.81 0.483 14:41:05.081	
21 -	16.791	21.012	119.6	10.191	15.501	115.1	1:03.495	(3) 93.00 0.347 14:42:08.576	
22 -	17.028	21.095	119.4	10.217	15.692	115.3	1:04.032	92.22 0.884 14:43:12.608	
23 -	16.862	21.082	119.4	10.128	15.530	115.3	1:03.602	92.85 0.454 14:44:16.210	
24 -	16.891	20.995	118.5	10.260	15.530	115.7	1:03.676	92.74 0.528 14:45:19.886	

Weather / Track : Cloudy / Dry

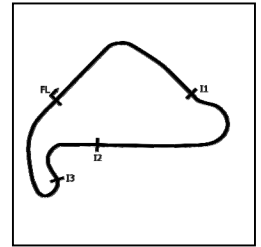
Silverstone National
Circuit Length = 1.6404 miles
Start: 14:15 Flag 14:45 End: 14:46

MCRCB BULLETIN TK044

2020 Bennetts British Superbike Championship - Round 3

2020 Honda British Talent Cup

FREE PRACTICE 2 - SECTOR ANALYSIS



SECTOR 1 = FL to I1, SECTOR 2 = I1 to I2 SECTOR 3 = I2 to I3, SECTOR 4 = I3 to FL, DIFF = Difference To Personal Best Lap, P = Crossed Finish Line in Pit Lane, D = Time Disallowed

P13 75 Jonathan GARNESS		Honda - Microlise Cresswell Racing						
IDEAL LAP TIME : 1:02.763		BEST LAP TIME : 1:03.271		DIFFERENCE : 0.508				
LAP	SECTOR 1	SECTOR 2	SECTOR 3	SECTOR 4	LAP TIME	MPH	DIFF	TIME OF DAY
1 -	OUTLAP	22.679	124.2	11.591	16.167	118.2		14:16:15.744
2 -	17.415	21.666	124.0	11.182	16.200	117.4	1:06.463	88.85 3.192 14:17:22.207
3 -	17.213	21.118	128.3	10.669	15.557	121.7	1:04.557	91.47 1.286 14:18:26.764
4 -	16.766	21.148	127.5	10.635	15.494	120.6	1:04.043	92.21 0.772 14:19:30.807
5 -	17.086	21.593	124.9	10.587	15.467	120.4	1:04.733	91.23 1.462 14:20:35.540
6 -	16.916	21.089	125.4	10.552	15.337	120.2	1:03.894	92.42 0.623 14:21:39.434
7 -	16.769	20.870	126.8	10.785	15.459	122.0	1:03.883	92.44 0.612 14:22:43.317
8 -	17.125	21.451	125.2	10.533	15.280	121.5	1:04.389	91.71 1.118 14:23:47.706
9 -	16.557	21.163	125.2	10.314	15.253	120.8	1:03.287 (3)	93.31 0.016 14:24:50.993
10 -	16.748	21.267	124.7	10.251	15.834	117.8	1:04.100	92.13 0.829 14:25:55.093
11 -	16.724	20.898	127.3	10.321	15.328	121.3	1:03.271 (1)	93.33 14:26:58.364
12 -	17.138	20.988	127.0	10.530	15.362	120.8	1:04.018	92.25 0.747 14:28:02.382
13 -	16.885	20.976	124.0	10.446	15.395	120.0	1:03.702	92.70 0.431 14:29:06.084
14 -	16.768	21.629	117.1	11.059	15.361	120.2	1:04.817	91.11 1.546 14:30:10.901
15 -	16.742	21.535	124.9	10.415	15.424	119.7	1:04.116	92.10 0.845 14:31:15.017
16 -	16.688	21.577	124.9	10.295	15.323	120.4	1:03.883	92.44 0.612 14:32:18.900
17 -	16.754	20.702	125.9	10.412	15.403	118.7	1:03.271 (1)	93.33 14:33:22.171
18 -	17.021	20.960	124.5	10.762	IN PIT		1:10.587 P	83.66 7.316 14:34:32.758
19 -	OUTLAP	21.569	124.9	10.783	15.499	118.7	2:08.547	45.94 1:05.276 14:36:41.305
20 -	17.614	21.124	124.5	10.480	15.522	119.5	1:04.740	91.22 1.469 14:37:46.045
21 -	17.452	21.172	124.5	10.528	15.418	118.9	1:04.570	91.46 1.299 14:38:50.615
22 -	17.038	20.920	124.5	10.448	15.393	119.1	1:03.799	92.56 0.528 14:39:54.414
23 -	16.934	21.011	123.8	10.545	15.341	121.5	1:03.831	92.52 0.560 14:40:58.245
24 -	16.756	20.954	124.2	10.389	15.402	119.7	1:03.501	93.00 0.230 14:42:01.746
25 -	16.750	20.791	125.2	10.512	15.267	119.5	1:03.320	93.26 0.049 14:43:05.066
26 -	16.859	21.170	124.5	10.325	15.815	113.9	1:04.169	92.03 0.898 14:44:09.235
27 -	16.917	20.965	126.8	10.311	15.315	120.6	1:03.508	92.99 0.237 14:45:12.743

P14 65 Alexander ROWAN		Honda - Alexander Rowan Racing						
IDEAL LAP TIME : 1:02.925		BEST LAP TIME : 1:03.286		DIFFERENCE : 0.361				
LAP	SECTOR 1	SECTOR 2	SECTOR 3	SECTOR 4	LAP TIME	MPH	DIFF	TIME OF DAY
1 -	OUTLAP	22.693	122.9	11.144	16.214	117.6		14:16:17.484
2 -	17.534	21.700	123.1	10.839	16.109	119.3	1:06.182	89.23 2.896 14:17:23.666
3 -	17.663	21.585	123.3	10.987	15.766	119.5	1:06.001	89.47 2.715 14:18:29.667
4 -	17.115	21.243	123.3	10.967	15.798	119.3	1:05.123	90.68 1.837 14:19:34.790
5 -	17.042	21.122	123.5	10.506	15.581	119.1	1:04.251	91.91 0.965 14:20:39.041
6 -	17.215	20.978	124.0	10.579	15.457	120.2	1:04.229	91.94 0.943 14:21:43.270
7 -	16.727	20.894	125.4	10.809	15.729	118.7	1:04.159	92.04 0.873 14:22:47.429
8 -	16.822	21.368	121.7	11.940	15.656	119.7	1:05.786	89.77 2.500 14:23:53.215
9 -	16.858	20.864	123.3	10.896	15.789	118.2	1:04.407	91.69 1.121 14:24:57.622
10 -	17.222	21.043	122.4	10.391	15.356	119.5	1:04.012	92.25 0.726 14:26:01.634
11 -	16.787	20.880	122.9	10.367	15.438	118.0	1:03.472 (2)	93.04 0.186 14:27:05.106
12 -	16.934	20.920	122.9	11.720	16.103	116.6	1:05.677	89.91 2.391 14:28:10.783
13 -	17.062	21.150	122.0	10.862	15.702	116.6	1:04.776	91.17 1.490 14:29:15.559
14 -	17.097	20.965	121.1	10.667	15.663	117.6	1:04.392	91.71 1.106 14:30:19.951
15 -	16.796	21.251	122.6	10.850	15.842	118.0	1:04.739	91.22 1.453 14:31:24.690
16 -	16.813	21.041	122.0	10.671	15.485	117.6	1:04.010	92.26 0.724 14:32:28.700
17 -	16.772	20.890	122.6	10.459	15.741	115.1	1:03.862	92.47 0.576 14:33:32.562
18 -	16.936	20.947	122.6	10.350	15.782	117.4	1:04.015	92.25 0.729 14:34:36.577
19 -	16.936	20.944	122.9	10.406	15.256	118.9	1:03.542 (3)	92.94 0.256 14:35:40.119
20 -	16.665	20.735	124.5	10.552	15.684	118.4	1:03.636	92.80 0.350 14:36:43.755
21 -	16.669	20.750	124.2	10.597	15.741	117.4	1:03.757	92.62 0.471 14:37:47.512
22 -	17.092	20.751	125.4	10.801	15.574	119.5	1:04.218	91.96 0.932 14:38:51.730
23 -	16.615	20.843	123.8	10.375	15.453	119.1	1:03.286 (1)	93.31 14:39:55.016
24 -	17.249	20.989	123.5	10.398	15.812	117.6	1:04.448	91.63 1.162 14:40:59.464
25 -	16.693	20.704	122.0	10.721	15.525	118.7	1:03.643	92.79 0.357 14:42:03.107
26 -	16.785	21.218	122.4	10.677	IN PIT		1:12.650 P	81.28 9.364 14:43:15.757

Weather / Track : Cloudy / Dry

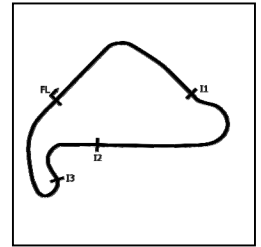
Silverstone National
Circuit Length = 1.6404 miles
Start: 14:15 Flag 14:45 End: 14:46

MCRCB BULLETIN TK044

2020 Bennetts British Superbike Championship - Round 3

2020 Honda British Talent Cup

FREE PRACTICE 2 - SECTOR ANALYSIS



SECTOR 1 = FL to I1, SECTOR 2 = I1 to I2 SECTOR 3 = I2 to I3, SECTOR 4 = I3 to FL, DIFF = Difference To Personal Best Lap, P = Crossed Finish Line in Pit Lane, D = Time Disallowed

P15 37		Corey TINKER				Honda - Stauff Fluid Power Academy					
IDEAL LAP TIME : 1:03.047		BEST LAP TIME : 1:03.620		DIFFERENCE : 0.573							
LAP	SECTOR 1	SECTOR 2		SECTOR 3		SECTOR 4		LAP TIME	MPH	DIFF	TIME OF DAY
1 -	OUTLAP	22.146	118.9	11.481	15.968	116.1					14:16:23.074
2 -	17.118	21.461	119.1	10.643	15.648	116.3	1:04.870	91.03	1.250		14:17:27.944
3 -	16.995	21.304	118.7	10.386	15.666	116.3	1:04.351	91.77	0.731		14:18:32.295
4 -	17.067	21.255	117.9	10.479	15.558	116.1	1:04.359	91.76	0.739		14:19:36.654
5 -	16.915	21.230	118.7	10.377	15.430	117.0	1:03.952	92.34	0.332		14:20:40.606
6 -	16.911	21.011	120.2	10.333	15.380	118.2	1:03.635 (2)	92.80	0.015		14:21:44.241
7 -	16.682	21.245	118.1	10.276	15.443	117.4	1:03.646	92.78	0.026		14:22:47.887
8 -	16.588	21.274	118.7	10.563	16.297	115.3	1:04.722	91.24	1.102		14:23:52.609
9 -	16.787	21.333	117.1	10.234	15.603	115.1	1:03.957	92.33	0.337		14:24:56.566
10 -	16.921	21.148	116.9	10.121	15.477	115.7	1:03.667	92.75	0.047		14:26:00.233
11 -	16.819	21.035	119.8	10.536	15.772	116.3	1:04.162	92.04	0.542		14:27:04.395
12 -	17.037	21.294	116.7	10.293	15.553	114.5	1:04.177	92.02	0.557		14:28:08.572
13 -	16.980	21.260	116.5	10.395	IN PIT		1:13.645 P	80.19	10.025		14:29:22.217
14 -	OUTLAP	22.287	116.3	10.672	15.978	113.9	5:01.976	19.55	3:58.356		14:34:24.193
15 -	17.095	21.219	118.5	10.322	15.530	115.7	1:04.166	92.03	0.546		14:35:28.359
16 -	17.250	21.173	117.5	10.255	15.648	113.7	1:04.326	91.80	0.706		14:36:32.685
17 -	17.080	21.022	117.3	10.194	15.483	114.9	1:03.779	92.59	0.159		14:37:36.464
18 -	17.056	21.076	118.3	10.230	15.460	114.7	1:03.822	92.53	0.202		14:38:40.286
19 -	16.923	21.202	117.7	10.134	15.438	114.5	1:03.697	92.71	0.077		14:39:43.983
20 -	16.998	21.132	117.7	10.168	15.494	114.1	1:03.792	92.57	0.172		14:40:47.775
21 -	16.952	21.135	117.7	10.103	15.496	114.5	1:03.686	92.73	0.066		14:41:51.461
22 -	16.877	21.089	117.5	10.158	15.515	114.3	1:03.639 (3)	92.79	0.019		14:42:55.100
23 -	16.896	20.976	117.3	10.202	15.546	114.5	1:03.620 (1)	92.82			14:43:58.720
24 -	17.016	21.176	116.5	10.288	15.570	114.3	1:04.050	92.20	0.430		14:45:02.770

P16 11		Rossi DOBSON				Honda - Rossi Dobson					
IDEAL LAP TIME : 1:03.529		BEST LAP TIME : 1:03.660		DIFFERENCE : 0.131							
LAP	SECTOR 1	SECTOR 2		SECTOR 3		SECTOR 4		LAP TIME	MPH	DIFF	TIME OF DAY
1 -	OUTLAP	22.828	119.4	11.771	15.970	115.1					14:16:16.353
2 -	17.591	21.855	121.7	11.018	15.683	118.7	1:06.147	89.28	2.487		14:17:22.500
3 -	17.199	21.331	121.5	10.762	15.625	118.4	1:04.917	90.97	1.257		14:18:27.417
4 -	16.899	21.145	121.7	10.664	15.398	118.9	1:04.106	92.12	0.446		14:19:31.523
5 -	16.753	21.484	110.7	12.269	16.216	117.2	1:06.722	88.51	3.062		14:20:38.245
6 -	16.939	21.172	121.7	10.819	15.475	118.2	1:04.405	91.69	0.745		14:21:42.650
7 -	16.856	21.205	121.1	10.699	15.490	118.0	1:04.250	91.91	0.590		14:22:46.900
8 -	17.258	21.374	120.2	11.728	15.766	118.7	1:06.126	89.30	2.466		14:23:53.026
9 -	17.090	21.472	120.6	10.784	15.807	113.9	1:05.153	90.64	1.493		14:24:58.179
10 -	18.664	23.778	98.3	12.801	IN PIT		1:16.215 P	77.48	12.555		14:26:14.394
11 -	OUTLAP	22.633	118.3	10.983	15.556	117.0	1:38.632	59.87	34.972		14:27:53.026
12 -	17.045	21.275	118.5	10.731	15.495	115.9	1:04.546	91.49	0.886		14:28:57.572
13 -	18.407	27.484	93.8	11.857	15.858	118.4	1:13.606	80.23	9.946		14:30:11.178
14 -	16.806	21.938	117.1	11.322	17.594	104.0	1:07.660	87.28	4.000		14:31:18.838
15 -	18.068	21.490	120.0	10.741	15.541	117.0	1:05.840	89.69	2.180		14:32:24.678
16 -	16.825	21.116	120.4	10.746	15.494	117.2	1:04.181	92.01	0.521		14:33:28.859
17 -	16.873	21.227	119.1	10.764	15.574	115.3	1:04.438	91.64	0.778		14:34:33.297
18 -	17.041	21.233	119.4	10.958	15.735	115.7	1:04.967	90.90	1.307		14:35:38.264
19 -	17.045	21.270	120.2	10.713	15.340	117.2	1:04.368	91.74	0.708		14:36:42.632
20 -	16.799	21.291	120.0	10.878	15.536	117.0	1:04.504	91.55	0.844		14:37:47.136
21 -	16.779	21.080	121.7	10.781	15.528	116.8	1:04.168	92.03	0.508		14:38:51.304
22 -	16.806	21.074	119.8	10.571	15.568	118.4	1:04.019	92.24	0.359		14:39:55.323
23 -	17.307	22.732	119.8	10.581	15.384	117.2	1:06.004	89.47	2.344		14:41:01.327
24 -	16.737	21.134	120.0	10.426	15.429	117.0	1:03.726 (2)	92.67	0.066		14:42:05.053
25 -	16.714	21.049	120.2	10.476	15.421	116.8	1:03.660 (1)	92.76			14:43:08.713
26 -	16.789	21.093	119.1	10.516	15.472	116.3	1:03.870 (3)	92.46	0.210		14:44:12.583
27 -	16.810	21.148	117.9	10.742	15.542	115.3	1:04.242	91.92	0.582		14:45:16.825

Weather / Track : Cloudy / Dry

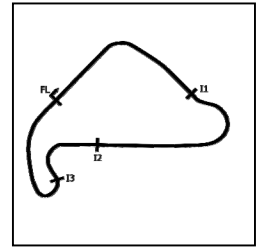
Silverstone National
Circuit Length = 1.6404 miles
Start: 14:15 Flag 14:45 End: 14:46

MCRCB BULLETIN TK044

2020 Bennetts British Superbike Championship - Round 3

2020 Honda British Talent Cup

FREE PRACTICE 2 - SECTOR ANALYSIS



SECTOR 1 = FL to I1, SECTOR 2 = I1 to I2 SECTOR 3 = I2 to I3, SECTOR 4 = I3 to FL, DIFF = Difference To Personal Best Lap, P = Crossed Finish Line in Pit Lane, D = Time Disallowed

P17 5		Mason Cade JOHNSON				Honda - Johnson Racing					
IDEAL LAP TIME : 1:03.504		BEST LAP TIME : 1:03.757		DIFFERENCE : 0.253							
LAP	SECTOR 1	SECTOR 2		SECTOR 3		SECTOR 4		LAP TIME	MPH	DIFF	TIME OF DAY
1 -	OUTLAP	23.401	120.0	11.665	16.352	115.7					14:16:20.283
2 -	17.197	21.413	120.4	10.763	15.659	117.4	1:05.032	(3)	90.81	1.275	14:17:25.315
3 -	16.792	21.698	120.2	10.451	15.547	120.6	1:04.488	(2)	91.57	0.731	14:18:29.803
4 -	17.192	21.331	118.5	10.811	15.778	120.2	1:05.112		90.70	1.355	14:19:34.915
5 -	16.954	21.951	113.9	10.700	15.530	114.1	1:05.135		90.66	1.378	14:20:40.050
6 -	16.962	20.958	121.3	10.406	15.431	119.5	1:03.757	(1)	92.62		14:21:43.807
7 -	16.709	21.893	117.9	10.595	IN PIT		1:15.334	P	78.39	11.577	14:22:59.141
8 -	OUTLAP	22.877	111.4	11.197	16.700	111.4	2:29.734		39.44	1:25.977	14:25:28.875
9 -	17.452	21.968	113.3	10.749	IN PIT		1:16.520	P	77.17	12.763	14:26:45.395
10 -	OUTLAP	23.278	113.1	11.252	16.297	111.6	4:38.736		21.18	3:34.979	14:31:24.131
11 -	17.712	23.406	99.4	11.727	IN PIT		1:17.321	P	76.37	13.564	14:32:41.452
12 -	OUTLAP	23.474	113.1	11.165	16.859	109.9	4:00.580		24.54	2:56.823	14:36:42.032
13 -	17.368	21.325	117.9	10.645	16.032	113.9	1:05.370		90.34	1.613	14:37:47.402
14 -	17.689	21.643	118.5	10.634	IN PIT		1:17.692	P	76.01	13.935	14:39:05.094

P18 44		Lucas HILL				Honda - Ashcourt Racing					
IDEAL LAP TIME : 1:03.597		BEST LAP TIME : 1:04.100		DIFFERENCE : 0.503							
LAP	SECTOR 1	SECTOR 2		SECTOR 3		SECTOR 4		LAP TIME	MPH	DIFF	TIME OF DAY
1 -	OUTLAP	23.791	113.7	11.909	16.143	112.9					14:17:08.878
2 -	17.833	21.984	119.4	10.789	15.805	115.5	1:06.411		88.92	2.311	14:18:15.289
3 -	17.472	21.463	120.9	10.716	15.860	113.9	1:05.511		90.14	1.411	14:19:20.800
4 -	17.543	21.657	118.9	10.697	15.918	114.3	1:05.815		89.73	1.715	14:20:26.615
5 -	17.507	21.369	120.2	10.643	15.800	113.3	1:05.319		90.41	1.219	14:21:31.934
6 -	17.323	21.225	120.0	10.574	15.922	112.9	1:05.044		90.79	0.944	14:22:36.978
7 -	17.357	21.717	115.9	11.086	IN PIT		1:15.159	P	78.57	11.059	14:23:52.137
8 -	OUTLAP	22.282	118.3	10.784	15.924	112.6	2:24.875		40.76	1:20.775	14:26:17.012
9 -	17.926	22.101	117.9	11.371	IN PIT		1:14.025	P	79.77	9.925	14:27:31.037
10 -	OUTLAP	22.468	110.1	11.532	16.157	112.2	3:04.771		31.96	2:00.671	14:30:35.808
11 -	17.483	21.715	118.7	11.057	15.809	112.6	1:06.064		89.39	1.964	14:31:41.872
12 -	17.605	21.416	120.6	10.741	16.020	113.1	1:05.782		89.77	1.682	14:32:47.654
13 -	17.306	21.307	121.3	10.511	15.844	111.6	1:04.968		90.90	0.868	14:33:52.622
14 -	17.824	21.604	120.2	10.628	15.737	113.3	1:05.793		89.76	1.693	14:34:58.415
15 -	17.600	21.215	120.2	10.697	15.594	113.7	1:05.106		90.70	1.006	14:36:03.521
16 -	17.335	21.417	120.4	10.713	15.631	114.7	1:05.096		90.72	0.996	14:37:08.617
17 -	17.197	21.356	120.6	10.474	15.483	114.1	1:04.510		91.54	0.410	14:38:13.127
18 -	17.173	20.952	121.7	10.927	15.473	117.2	1:04.525		91.52	0.425	14:39:17.652
19 -	17.243	21.303	120.4	10.356	15.646	114.1	1:04.548		91.49	0.448	14:40:22.200
20 -	17.065	21.311	120.4	10.656	15.724	113.5	1:04.756		91.19	0.656	14:41:26.956
21 -	17.056	21.140	120.9	10.430	15.629	114.5	1:04.255	(3)	91.90	0.155	14:42:31.211
22 -	17.049	21.056	120.4	10.457	15.570	114.7	1:04.132	(2)	92.08	0.032	14:43:35.343
23 -	17.061	20.964	120.4	10.436	15.639	115.1	1:04.100	(1)	92.13		14:44:39.443
24 -	16.962	20.963	121.3	10.210	17.141	108.1	1:05.276		90.47	1.176	14:45:44.719

Weather / Track : Cloudy / Dry

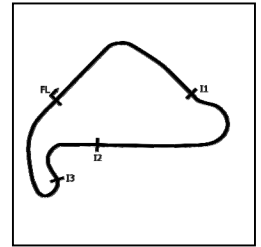
Silverstone National
 Circuit Length = 1.6404 miles
 Start: 14:15 Flag 14:45 End: 14:46

MCRCB BULLETIN TK044

2020 Bennetts British Superbike Championship - Round 3

2020 Honda British Talent Cup

FREE PRACTICE 2 - SECTOR ANALYSIS



SECTOR 1 = FL to I1, SECTOR 2 = I1 to I2 SECTOR 3 = I2 to I3, SECTOR 4 = I3 to FL, DIFF = Difference To Personal Best Lap, P = Crossed Finish Line in Pit Lane, D = Time Disallowed

P19 46		Elliott DUFTON		Honda - D&D Racing					
IDEAL LAP TIME : 1:03.681		BEST LAP TIME : 1:04.124		DIFFERENCE : 0.443					
LAP	SECTOR 1	SECTOR 2	SECTOR 3	SECTOR 4	LAP TIME	MPH	DIFF	TIME OF DAY	
1 -	OUTLAP	24.401	115.1	11.626	16.081	113.5		14:17:32.566	
2 -	17.663	21.572	118.5	10.704	15.714	115.3	1:05.653	89.95 1.529 14:18:38.219	
3 -	17.457	21.609	116.9	10.774	15.742	114.9	1:05.582	90.05 1.458 14:19:43.801	
4 -	17.249	21.414	118.5	10.702	15.658	116.8	1:05.023	90.82 0.899 14:20:48.824	
5 -	17.160	21.823	115.9	10.621	15.635	115.5	1:05.239	90.52 1.115 14:21:54.063	
6 -	17.220	21.630	117.1	10.305	15.783	115.3	1:04.938	90.94 0.814 14:22:59.001	
7 -	17.084	21.774	115.3	10.625	15.708	114.5	1:05.191	90.59 1.067 14:24:04.192	
8 -	16.997	21.495	115.7	10.764	15.645	115.1	1:04.901	90.99 0.777 14:25:09.093	
9 -	17.186	21.363	115.9	10.537	15.706	114.5	1:04.792	91.14 0.668 14:26:13.885	
10 -	17.010	21.435	118.1	10.407	15.658	114.5	1:04.510	91.54 0.386 14:27:18.395	
11 -	17.272	22.391	112.7	10.757	IN PIT	1:15.771	P	77.94 11.647 14:28:34.166	
12 -	OUTLAP	22.113	114.7	10.811	16.046	113.5	1:39.422	59.40 35.298 14:30:13.588	
13 -	17.038	22.747	115.9	10.473	15.583	115.5	1:05.841	89.69 1.717 14:31:19.429	
14 -	16.975	21.531	116.7	10.547	15.678	114.9	1:04.731	91.23 0.607 14:32:24.160	
15 -	16.997	21.306	116.5	10.440	15.745	114.1	1:04.488	91.57 0.364 14:33:28.648	
16 -	17.178	21.389	118.7	10.777	15.614	115.5	1:04.958	90.91 0.834 14:34:33.606	
17 -	17.030	21.074	120.2	10.559	15.618	114.1	1:04.281	91.87 0.157 14:35:37.887	
18 -	17.150	21.257	117.9	10.407	15.419	115.9	1:04.233	(2) 91.94 0.109 14:36:42.120	
19 -	17.077	21.331	118.1	10.408	15.430	116.1	1:04.246	(3) 91.92 0.122 14:37:46.366	
20 -	16.991	21.331	116.1	10.814	IN PIT	1:14.847	P	78.90 10.723 14:39:01.213	
21 -	OUTLAP	22.039	115.5	10.524	15.624	114.1	1:28.732	66.55 24.608 14:40:29.945	
22 -	17.197	21.141	116.5	10.407	15.518	114.1	1:04.263	91.89 0.139 14:41:34.208	
23 -	16.975	21.196	116.9	10.263	15.690	114.5	1:04.124	(1) 92.09 14:42:38.332	
24 -	16.925	21.194	116.7	10.495	15.709	114.7	1:04.323	91.81 0.199 14:43:42.655	
25 -	17.097	21.424	114.9	10.675	15.611	114.9	1:04.807	91.12 0.683 14:44:47.462	
26 -	17.835	22.991	107.5	11.008	IN PIT	1:17.032	P	76.66 12.908 14:46:04.494	

P20 69		Gary SCOTT		Honda - Scott Racing					
IDEAL LAP TIME : 1:03.810		BEST LAP TIME : 1:04.333		DIFFERENCE : 0.523					
LAP	SECTOR 1	SECTOR 2	SECTOR 3	SECTOR 4	LAP TIME	MPH	DIFF	TIME OF DAY	
1 -	OUTLAP	24.259	112.2	12.369	17.932	111.0		14:16:30.327	
2 -	19.089	22.806	115.1	11.331	16.718	112.4	1:09.944	84.43 5.611 14:17:40.271	
3 -	17.834	22.212	114.7	10.799	16.305	112.4	1:07.150	87.94 2.817 14:18:47.421	
4 -	19.068	24.183	114.1	10.619	16.206	112.8	1:10.076	84.27 5.743 14:19:57.497	
5 -	17.553	21.880	114.9	10.441	16.185	112.9	1:06.059	89.39 1.726 14:21:03.556	
6 -	17.583	21.926	114.3	10.339	16.155	112.9	1:06.003	89.47 1.670 14:22:09.559	
7 -	17.592	21.821	114.5	10.387	16.041	112.2	1:05.841	89.69 1.508 14:23:15.400	
8 -	17.480	21.816	114.3	10.404	16.082	112.9	1:05.782	89.77 1.449 14:24:21.182	
9 -	17.557	22.343	98.8	11.571	IN PIT	1:15.438	P	78.28 11.105 14:25:36.620	
10 -	OUTLAP	21.970	119.8	10.850	15.868	115.1	2:16.991	43.10 1:12.658 14:27:53.611	
11 -	17.260	21.532	115.9	10.318	15.861	114.3	1:04.971	90.89 0.638 14:28:58.582	
12 -	18.561	25.221	79.6	13.688	15.906	113.5	1:13.376	80.48 9.043 14:30:11.958	
13 -	17.183	21.289	119.1	11.033	16.325	113.3	1:05.830	89.71 1.497 14:31:17.788	
14 -	17.260	21.474	116.1	10.369	15.889	113.1	1:04.992	90.86 0.659 14:32:22.780	
15 -	17.308	22.453	93.5	11.127	15.768	114.7	1:06.656	88.59 2.323 14:33:29.436	
16 -	17.195	21.346	118.1	10.346	15.703	114.3	1:04.590	91.43 0.257 14:34:34.026	
17 -	17.161	21.453	117.1	10.207	15.871	113.9	1:04.692	91.28 0.359 14:35:38.718	
18 -	17.042	21.434	118.3	10.312	15.586	115.5	1:04.374	(2) 91.73 0.041 14:36:43.092	
19 -	16.905	21.256	119.4	10.632	15.866	114.7	1:04.659	91.33 0.326 14:37:47.751	
20 -	17.128	21.125	119.8	10.329	15.751	115.9	1:04.333	(1) 91.79 14:38:52.084	
21 -	17.952	23.096	118.1	15.623	IN PIT	1:23.225	P	70.96 18.892 14:40:15.309	
22 -	OUTLAP	22.110	114.9	11.147	18.287	112.9	2:04.663	47.37 1:00.330 14:42:19.972	
23 -	17.167	21.451	115.7	10.274	15.694	113.5	1:04.586	91.43 0.253 14:43:24.558	
24 -	17.117	21.449	115.5	10.194	15.749	113.3	1:04.509	(3) 91.54 0.176 14:44:29.067	
25 -	17.132	22.341	113.5	10.774	IN PIT	1:18.192	P	75.52 13.859 14:45:47.259	

Weather / Track : Cloudy / Dry

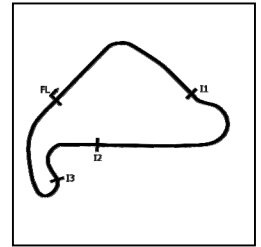
Silverstone National
Circuit Length = 1.6404 miles
Start: 14:15 Flag 14:45 End: 14:46

MCRCB BULLETIN TK044

2020 Bennetts British Superbike Championship - Round 3

2020 Honda British Talent Cup

FREE PRACTICE 2 - SECTOR ANALYSIS



SECTOR 1 = FL to I1, SECTOR 2 = I1 to I2 SECTOR 3 = I2 to I3, SECTOR 4 = I3 to FL, DIFF = Difference To Personal Best Lap, P = Crossed Finish Line in Pit Lane, D = Time Disallowed

P21 14		Evann PENDRILL				Honda - VHC Racing				
IDEAL LAP TIME : 1:03.954		BEST LAP TIME : 1:04.393				DIFFERENCE : 0.439				
LAP	SECTOR 1	SECTOR 2	SECTOR 3	SECTOR 4	LAP TIME	MPH	DIFF	TIME OF DAY		
1 -	OUTLAP	22.748	116.5	11.696	16.308	112.4		14:16:24.444		
2 -	17.179	22.051	115.9	11.002	15.888	114.5	1:06.120	89.31	1.727	14:17:30.564
3 -	17.579	22.185	115.3	10.924	16.088	114.5	1:06.776	88.43	2.383	14:18:37.340
4 -	17.090	21.859	113.9	10.639	15.762	114.1	1:05.350	90.36	0.957	14:19:42.690
5 -	17.161	21.777	113.5	10.458	15.890	112.8	1:05.286	90.45	0.893	14:20:47.976
6 -	17.184	21.637	113.1	10.441	15.995	111.4	1:05.257	90.49	0.864	14:21:53.233
7 -	17.029	21.608	113.3	10.361	15.872	110.3	1:04.870	91.03	0.477	14:22:58.103
8 -	17.184	21.482	113.5	10.186	15.803	112.4	1:04.655	91.34	0.262	14:24:02.758
9 -	17.118	21.699	111.8	11.095	IN PIT		1:14.923	P 78.82	10.530	14:25:17.681
10 -	OUTLAP	22.525	113.3	10.618	15.827	112.6	2:01.126	48.75	56.733	14:27:18.807
11 -	16.919	22.168	111.8	10.285	15.799	111.6	1:05.171	90.61	0.778	14:28:23.978
12 -	17.100	21.604	112.9	10.184	15.928	110.9	1:04.816	91.11	0.423	14:29:28.794
13 -	17.114	21.994	112.7	10.463	15.896	111.4	1:05.467	90.20	1.074	14:30:34.261
14 -	17.096	21.896	112.7	10.606	15.831	111.2	1:05.429	90.26	1.036	14:31:39.690
15 -	17.171	21.621	113.1	10.388	15.816	110.9	1:04.996	90.86	0.603	14:32:44.686
16 -	17.313	21.368	114.3	10.157	15.909	111.4	1:04.747	91.21	0.354	14:33:49.433
17 -	17.300	21.411	112.9	10.228	15.851	110.7	1:04.790	91.15	0.397	14:34:54.223
18 -	17.383	21.289	113.9	10.275	15.856	110.5	1:04.803	91.13	0.410	14:35:59.026
19 -	17.246	21.491	113.3	10.202	15.707	111.2	1:04.646	91.35	0.253	14:37:03.672
20 -	17.038	21.689	113.7	10.242	15.734	112.2	1:04.703	91.27	0.310	14:38:08.375
21 -	17.114	21.772	113.1	10.331	15.880	111.2	1:05.097	90.72	0.704	14:39:13.472
22 -	17.249	21.522	113.3	10.320	15.939	110.7	1:05.030	90.81	0.637	14:40:18.502
23 -	17.393	21.575	112.9	10.236	15.722	111.8	1:04.926	90.95	0.533	14:41:23.428
24 -	17.238	21.419	115.9	10.122	15.735	112.4	1:04.514 (2)	91.54	0.121	14:42:27.942
25 -	16.978	21.545	114.5	10.246	15.624	115.1	1:04.393 (1)	91.71		14:43:32.335
26 -	17.437	21.683	115.3	10.439	15.722	114.1	1:05.281	90.46	0.888	14:44:37.616
27 -	17.150	21.397	113.5	10.164	15.844	110.3	1:04.555 (3)	91.48	0.162	14:45:42.171

P22 2		Rhys COATES				Honda - Ernie Coates Race Support				
IDEAL LAP TIME : 1:04.182		BEST LAP TIME : 1:04.469				DIFFERENCE : 0.287				
LAP	SECTOR 1	SECTOR 2	SECTOR 3	SECTOR 4	LAP TIME	MPH	DIFF	TIME OF DAY		
1 -	OUTLAP	22.665	116.5	11.115	16.387	115.7		14:16:11.002		
2 -	17.305	22.273	119.1	11.537	16.122	116.6	1:07.237	87.83	2.768	14:17:18.239
3 -	17.106	21.966	118.1	10.735	16.019	116.6	1:05.826	89.71	1.357	14:18:24.065
4 -	17.213	22.055	118.3	11.183	15.914	116.8	1:06.365	88.98	1.896	14:19:30.430
5 -	17.275	21.859	117.1	10.867	15.827	117.2	1:05.828	89.71	1.359	14:20:36.258
6 -	17.221	21.559	123.1	10.600	15.980	118.9	1:05.360	90.35	0.891	14:21:41.618
7 -	17.006	21.566	121.1	10.541	15.828	116.3	1:04.941	90.93	0.472	14:22:46.559
8 -	17.293	21.590	120.4	10.734	16.197	115.9	1:05.814	89.73	1.345	14:23:52.373
9 -	16.963	21.753	117.9	10.987	15.952	117.6	1:05.655	89.95	1.186	14:24:58.028
10 -	17.161	23.854	115.7	10.647	16.903	115.9	1:08.565	86.13	4.096	14:26:06.593
11 -	17.119	22.089	116.9	10.453	16.055	115.3	1:05.716	89.86	1.247	14:27:12.309
12 -	17.148	21.982	115.7	10.932	IN PIT		1:14.098	P 79.70	9.629	14:28:26.407
13 -	OUTLAP	22.521	117.5	11.123	16.348	113.5	3:44.999	26.24	2:40.530	14:32:11.406
14 -	17.219	21.680	118.9	10.481	16.104	114.5	1:05.484	90.18	1.015	14:33:16.890
15 -	17.032	21.546	118.7	10.500	15.991	114.5	1:05.069	90.76	0.600	14:34:21.959
16 -	17.136	21.677	118.7	11.173	16.186	114.5	1:06.172	89.24	1.703	14:35:28.131
17 -	17.579	21.520	119.1	10.758	15.609	115.9	1:05.466	90.20	0.997	14:36:33.597
18 -	16.968	21.373	118.3	10.731	15.798	116.8	1:04.870	91.03	0.401	14:37:38.467
19 -	16.831	21.662	119.6	10.562	15.653	117.2	1:04.708 (2)	91.26	0.239	14:38:43.175
20 -	16.967	21.548	118.7	10.504	15.915	114.1	1:04.934	90.94	0.465	14:39:48.109
21 -	17.064	21.521	117.3	10.519	16.135	114.9	1:05.239	90.52	0.770	14:40:53.348
22 -	17.008	21.452	118.5	10.536	15.925	115.5	1:04.921	90.96	0.452	14:41:58.269
23 -	17.185	21.313	119.1	10.500	16.078	113.5	1:05.076	90.75	0.607	14:43:03.345
24 -	17.060	21.425	118.9	10.603	15.757	114.3	1:04.845 (3)	91.07	0.376	14:44:08.190
25 -	16.983	21.330	118.5	10.571	15.585	117.2	1:04.469 (1)	91.60		14:45:12.659

Weather / Track : Cloudy / Dry

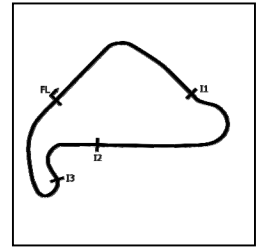
Silverstone National
 Circuit Length = 1.6404 miles
 Start: 14:15 Flag 14:45 End: 14:46

MCRCB BULLETIN TK044

2020 Bennetts British Superbike Championship - Round 3

2020 Honda British Talent Cup

FREE PRACTICE 2 - SECTOR ANALYSIS



SECTOR 1 = FL to I1, SECTOR 2 = I1 to I2 SECTOR 3 = I2 to I3, SECTOR 4 = I3 to FL, DIFF = Difference To Personal Best Lap, P = Crossed Finish Line in Pit Lane, D = Time Disallowed

P23 90		Harry COOK		Honda - JDF Racing					
IDEAL LAP TIME : 1:04.253		BEST LAP TIME : 1:04.564		DIFFERENCE : 0.311					
LAP	SECTOR 1	SECTOR 2	SECTOR 3	SECTOR 4	LAP TIME	MPH	DIFF	TIME OF DAY	
1 -	OUTLAP	21.957	118.1	11.374	16.073	116.1		14:16:11.138	
2 -	17.734	21.801	118.5	11.037	15.618	115.7	1:06.190	89.22 14:17:17.328	
3 -	17.275	21.496	117.5	10.660	15.653	115.3	1:05.084	90.73 14:18:22.412	
4 -	17.201	21.697	117.7	10.670	15.650	114.7	1:05.218	90.55 14:19:27.630	
5 -	17.457	21.566	120.0	10.650	15.527	116.3	1:05.200	90.57 14:20:32.830	
6 -	17.290	21.595	117.7	10.713	15.546	116.3	1:05.144	90.65 14:21:37.974	
7 -	17.582	21.356	119.8	10.424	15.523	116.8	1:04.885 (3)	91.01 14:22:42.859	
8 -	17.452	21.570	115.7	11.259	15.683	117.0	1:05.964	89.52 14:23:48.823	
9 -	17.209	21.302	119.1	10.823	15.719	115.7	1:05.053	90.78 14:24:53.876	
10 -	17.314	21.447	117.5	10.698	15.659	115.5	1:05.118	90.69 14:25:58.994	
11 -	17.306	21.652	117.3	10.492	15.892	114.7	1:05.342	90.38 14:27:04.336	
12 -	17.666	21.329	119.8	10.742	IN PIT		1:13.187 P	80.69 14:28:17.523	
13 -	OUTLAP	22.100	115.3	10.786	15.912	112.9	2:10.297	45.32 1:05.733 14:30:27.820	
14 -	17.513	21.805	116.3	10.691	15.733	113.7	1:05.742	89.83 14:31:33.562	
15 -	17.441	21.503	117.1	10.478	15.939	113.7	1:05.361	90.35 14:32:38.923	
16 -	17.257	21.241	120.4	10.346	15.720	114.7	1:04.564 (1)	91.46 14:33:43.487	
17 -	17.232	21.183	119.6	10.492	15.779	114.5	1:04.686 (2)	91.29 0.122 14:34:48.173	
18 -	17.464	22.085	117.3	10.459	15.780	113.7	1:05.788	89.76 1.224 14:35:53.961	
19 -	17.537	21.960	116.5	10.762	15.840	113.5	1:06.099	89.34 1.535 14:37:00.060	
20 -	17.530	21.840	116.7	10.528	15.850	113.9	1:05.748	89.82 1.184 14:38:05.808	
21 -	17.391	21.654	117.1	10.504	15.646	113.9	1:05.195	90.58 0.631 14:39:11.003	
22 -	17.410	21.386	117.7	10.608	15.671	113.9	1:05.075	90.75 0.511 14:40:16.078	
23 -	17.466	21.682	117.1	10.513	15.762	113.9	1:05.423	90.26 0.859 14:41:21.501	
24 -	17.330	21.550	116.7	10.468	15.790	113.5	1:05.138	90.66 0.574 14:42:26.639	
25 -	17.227	21.891	116.7	10.677	15.801	113.9	1:05.596	90.03 1.032 14:43:32.235	
26 -	17.349	21.566	116.3	10.529	15.752	114.7	1:05.196	90.58 0.632 14:44:37.431	
27 -	17.504	21.694	116.7	10.521	IN PIT		1:17.418 P	76.28 12.854 14:45:54.849	

P24 27		Calum BEACH		Honda - Calum Beach Racing / SP125 Racing					
IDEAL LAP TIME : 1:04.460		BEST LAP TIME : 1:04.603		DIFFERENCE : 0.143					
LAP	SECTOR 1	SECTOR 2	SECTOR 3	SECTOR 4	LAP TIME	MPH	DIFF	TIME OF DAY	
1 -	OUTLAP	22.888	117.5	12.006	16.068	113.9		14:16:23.038	
2 -	17.562	22.415	117.7	11.241	16.082	114.1	1:07.300	87.75 2.697 14:17:30.338	
3 -	17.655	22.015	117.5	11.011	15.970	115.5	1:06.651	88.60 2.048 14:18:36.989	
4 -	17.133	21.646	117.7	10.951	15.747	114.5	1:05.477	90.19 0.874 14:19:42.466	
5 -	17.274	21.920	118.7	10.984	16.022	112.9	1:06.200	89.20 1.597 14:20:48.666	
6 -	17.272	22.012	120.2	10.903	15.759	116.3	1:05.946	89.55 1.343 14:21:54.612	
7 -	16.922	21.585	121.3	10.928	15.792	115.7	1:05.227	90.54 0.624 14:22:59.839	
8 -	17.115	21.528	118.3	10.838	15.835	115.3	1:05.316	90.41 0.713 14:24:05.155	
9 -	17.089	21.676	117.9	10.763	15.634	114.9	1:05.162	90.63 0.559 14:25:10.317	
10 -	17.072	21.454	117.7	10.769	15.736	114.9	1:05.031	90.81 0.428 14:26:15.348	
11 -	17.182	21.422	118.7	10.669	15.794	115.1	1:05.067	90.76 0.464 14:27:20.415	
12 -	17.278	21.530	118.7	10.744	15.770	114.3	1:05.322	90.40 0.719 14:28:25.737	
13 -	17.307	21.533	118.1	10.807	15.816	113.5	1:05.463	90.21 0.860 14:29:31.200	
14 -	17.216	21.563	117.9	10.848	15.756	114.3	1:05.383	90.32 0.780 14:30:36.583	
15 -	16.914	21.554	119.4	11.267	15.736	117.0	1:05.471	90.20 0.868 14:31:42.054	
16 -	17.080	21.753	117.5	10.843	16.171	114.7	1:05.847	89.68 1.244 14:32:47.901	
17 -	17.297	21.663	119.4	11.084	IN PIT		1:14.809 P	78.94 10.206 14:34:02.710	
18 -	OUTLAP	22.353	117.3	11.156	15.919	113.5	3:03.762	32.13 1:59.159 14:37:06.472	
19 -	17.397	21.709	117.9	10.827	15.770	113.5	1:05.703	89.88 1.100 14:38:12.175	
20 -	17.180	21.632	117.5	10.896	15.669	115.1	1:05.377	90.33 0.774 14:39:17.552	
21 -	17.105	21.518	118.7	10.782	15.647	115.9	1:05.052	90.78 0.449 14:40:22.604	
22 -	16.884	21.403	120.6	10.607	15.709	114.9	1:04.603 (1)	91.41 14:41:27.207	
23 -	17.017	21.430	120.0	10.551	15.748	114.7	1:04.746 (2)	91.21 0.143 14:42:31.953	
24 -	17.080	21.391	118.5	10.854	15.701	115.1	1:05.026 (3)	90.82 0.423 14:43:36.979	
25 -	16.988	21.410	117.7	10.837	15.824	115.1	1:05.059	90.77 0.456 14:44:42.038	
26 -	17.148	21.421	118.3	10.739	15.928	113.7	1:05.236	90.52 0.633 14:45:47.274	

Weather / Track : Cloudy / Dry

Silverstone National
Circuit Length = 1.6404 miles
Start: 14:15 Flag 14:45 End: 14:46

MCRCB BULLETIN TK045

2020 Bennetts British Superbike Championship - Round 3

2020 Honda British Talent Cup

FREE PRACTICE 2 - BEST SECTORS

SECTOR 1				SECTOR 2				SECTOR 3				SECTOR 4				IDEAL / BEST COMPARISON		
POS	NO	NAME	TIME	NO	NAME	TIME	NO	NAME	TIME	NO	NAME	TIME	NO	NAME	IDEAL	BEST	DIFF	
															PERFECT LAP		1:01.535	
1	72	O'GORMA	16.342	72	O'GORMA	20.342	71	FARRER	9.732	71	FARRER	15.119	1	72	O'GORMAN	1:01.557	1:01.588	0.031
2	74	COOK	16.405	71	FARRER	20.457	72	O'GORMA	9.751	72	O'GORMA	15.122	2	71	FARRER	1:01.752	1:01.840	0.088
3	16	CLARIDG	16.409	8	O'SHEA	20.530	16	CLARIDG	9.844	8	O'SHEA	15.146	3	8	O'SHEA	1:01.948	1:01.948	0.000
4	8	O'SHEA	16.412	74	COOK	20.585	8	O'SHEA	9.860	48	WALKER	15.207	4	74	COOK	1:02.211	1:02.438	0.227
5	71	FARRER	16.444	52	BELFORD	20.615	15	CROSBY	9.994	74	COOK	15.208	5	16	CLARIDGE	1:02.213	1:02.453	0.240
6	15	CROSBY	16.449	15	CROSBY	20.660	52	BELFORD	10.005	52	BELFORD	15.210	6	52	BELFORD	1:02.347	1:02.508	0.161
7	17	BOURNE	16.475	75	GARNESS	20.702	74	COOK	10.013	16	CLARIDG	15.228	7	15	CROSBY	1:02.394	1:02.945	0.551
8	66	THOMAS	16.499	65	ROWAN	20.704	7	LYONS	10.023	75	GARNESS	15.253	8	48	WALKER	1:02.618	1:03.083	0.465
9	52	BELFORD	16.517	43	HITCHCO	20.713	43	HITCHCO	10.085	65	ROWAN	15.256	9	43	HITCHCOCK	1:02.750	1:03.071	0.321
10	48	WALKER	16.525	16	CLARIDG	20.732	17	BOURNE	10.086	15	CROSBY	15.291	10	75	GARNESS	1:02.763	1:03.271	0.508
11	75	GARNESS	16.557	48	WALKER	20.766	37	TINKER	10.103	7	LYONS	15.324	11	17	BOURNE	1:02.786	1:02.942	0.156
12	37	TINKER	16.588	7	LYONS	20.880	66	THOMAS	10.104	17	BOURNE	15.327	12	7	LYONS	1:02.829	1:03.142	0.313
13	7	LYONS	16.602	17	BOURNE	20.898	48	WALKER	10.120	66	THOMAS	15.332	13	66	THOMAS	1:02.879	1:03.148	0.269
14	43	HITCHCO	16.606	66	THOMAS	20.944	14	PENDRIL	10.122	11	DOBSON	15.340	14	65	ROWAN	1:02.925	1:03.286	0.361
15	65	ROWAN	16.615	44	HILL	20.952	69	SCOTT	10.194	43	HITCHCO	15.346	15	37	TINKER	1:03.047	1:03.620	0.573
16	5	JOHNSON	16.709	5	JOHNSON	20.958	44	HILL	10.210	37	TINKER	15.380	16	5	JOHNSON	1:03.504	1:03.757	0.253
17	11	DOBSON	16.714	37	TINKER	20.976	75	GARNESS	10.251	46	DUFTON	15.419	17	11	DOBSON	1:03.529	1:03.660	0.131
18	2	COATES	16.831	11	DOBSON	21.049	46	DUFTON	10.263	5	JOHNSON	15.431	18	44	HILL	1:03.597	1:04.100	0.503
19	27	BEACH	16.884	46	DUFTON	21.074	90	COOK	10.346	44	HILL	15.473	19	46	DUFTON	1:03.681	1:04.124	0.443
20	69	SCOTT	16.905	69	SCOTT	21.125	65	ROWAN	10.350	90	COOK	15.523	20	69	SCOTT	1:03.810	1:04.333	0.523
21	14	PENDRIL	16.919	90	COOK	21.183	5	JOHNSON	10.406	2	COATES	15.585	21	14	PENDRILL	1:03.954	1:04.393	0.439
22	46	DUFTON	16.925	14	PENDRIL	21.289	11	DOBSON	10.426	69	SCOTT	15.586	22	2	COATES	1:04.182	1:04.469	0.287
23	44	HILL	16.962	2	COATES	21.313	2	COATES	10.453	14	PENDRIL	15.624	23	90	COOK	1:04.253	1:04.564	0.311
24	90	COOK	17.201	27	BEACH	21.391	27	BEACH	10.551	27	BEACH	15.634	24	27	BEACH	1:04.460	1:04.603	0.143

Weather / Track : Cloudy / Dry

Results can be found at www.tsl-timing.com

Silverstone National

Circuit Length = 1.6404 miles

Start: 14:15 Flag 14:45 End: 14:46

Printed - 14:51 Friday, 04 September 2020

MCRCB BULLETIN TK046**2020 Bennetts British Superbike Championship - Round 3****2020 Honda British Talent Cup****FREE PRACTICE 2 - BEST SPEEDS**

POS	INTERMEDIATE 1		INTERMEDIATE 2		INTERMEDIATE 3		FINISH LINE		
	NO	NAME	MPH	NO	NAME	MPH	NO	NAME	MPH
1			75	GARNESS	128.3		75	GARNESS	122.0
2			72	O'GORMAN	125.9		71	FARRER	121.1
3			74	COOK	125.6		72	O'GORMAN	120.8
4			65	ROWAN	125.4		48	WALKER	120.8
5			71	FARRER	124.7		74	COOK	120.6
6			15	CROSBY	124.7		17	BOURNE	120.6
7			66	THOMAS	124.7		5	JOHNSON	120.6
8			52	BELFORD	124.5		52	BELFORD	120.4
9			8	O'SHEA	124.2		15	CROSBY	120.4
10			48	WALKER	124.0		7	LYONS	120.2
11			17	BOURNE	123.8		65	ROWAN	120.2
12			43	HITCHCOCK	123.3		8	O'SHEA	120.0
13			7	LYONS	123.1		66	THOMAS	119.1
14			2	COATES	123.1		11	DOBSON	118.9
15			11	DOBSON	121.7		2	COATES	118.9
16			44	HILL	121.7		43	HITCHCOCK	118.4
17			16	CLARIDGE	121.3		16	CLARIDGE	118.2
18			5	JOHNSON	121.3		37	TINKER	118.2
19			27	BEACH	121.3		44	HILL	117.2
20			90	COOK	120.4		90	COOK	117.0
21			37	TINKER	120.2		27	BEACH	117.0
22			46	DUFTON	120.2		46	DUFTON	116.8
23			69	SCOTT	119.8		69	SCOTT	115.9
24			14	PENDRILL	116.5		14	PENDRILL	115.1

Weather / Track : Cloudy / Dry

Results can be found at www.tsl-timing.comSilverstone National
Circuit Length = 1.6404 miles
Start: 14:15 Flag 14:45 End: 14:46

Printed - 14:52 Friday, 04 September 2020

MCRCB BULLETIN TK047

2020 Bennetts British Superbike Championship - Round 3

2020 Honda British Talent Cup

FREE PRACTICE 2 - STATISTICS

Competitors Started 24
Planned Start 2020-09-04 @ 14:15:00.000
Actual Start 2020-09-04 @ 14:15:02.450
Finish Time 2020-09-04 @ 14:45:02.450
Track Length 1.6404mi.
Total Laps 579
Total Distance Covered 949.8283mi.

Session Fastest Lap History

NO	NAME	LAP TIME	TIME OF DAY	LAP	VEHICLE
72	Casey O'GORMAN	1:03.020	14:17:11.675	2	Honda
72	Casey O'GORMAN	1:02.110	14:18:13.785	3	Honda
72	Casey O'GORMAN	1:02.076	14:22:23.255	7	Honda
72	Casey O'GORMAN	1:02.052	14:23:25.306	8	Honda
72	Casey O'GORMAN	1:02.013	14:24:27.321	9	Honda
72	Casey O'GORMAN	1:01.869	14:27:33.732	12	Honda
72	Casey O'GORMAN	1:01.588	14:28:35.320	13	Honda

Flag History

TYPE	TIME OF DAY
GREEN	14:15:02.450
FINISH	14:45:02.450

Flag Statistics

TYPE	COUNT	TOTAL LAPS	TOTAL TIME
Green	1	29	31:54.761
Red	0	0	0.000
Safety Car	0	0	0.000
FCY	0	0	0.000

Weather / Track : Cloudy / Dry

Results can be found at www.tsl-timing.com

Silverstone National
Circuit Length = 1.6404 miles
Start: 14:15 Flag 14:45 End: 14:46

Printed - 14:53 Friday, 04 September 2020

MCRCB BULLETIN TK048

2020 Bennetts British Superbike Championship - Round 3

2020 Honda British Talent Cup

FREE PRACTICE 2 - SESSION NOTES

TIME

MESSAGE

14:30:23

NO. 72 - FALLER AT T3/4 - RIDER OK

Weather / Track : Cloudy / Dry

Results can be found at www.tsl-timing.com

Silverstone National
Circuit Length = 1.6404 miles
Start: 14:15 Flag 14:45 End: 14:46

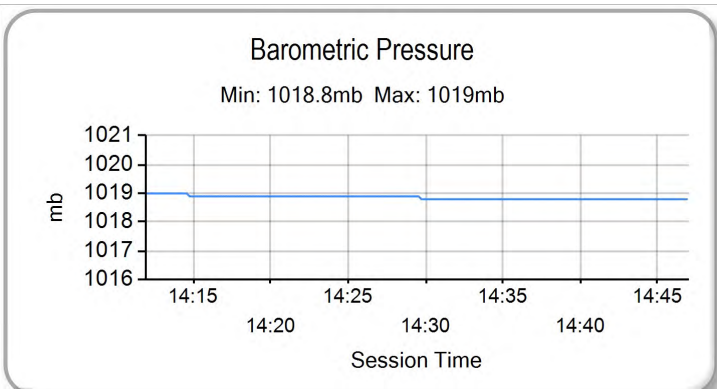
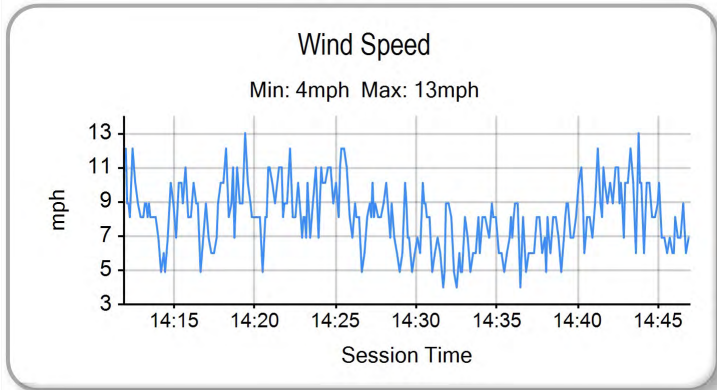
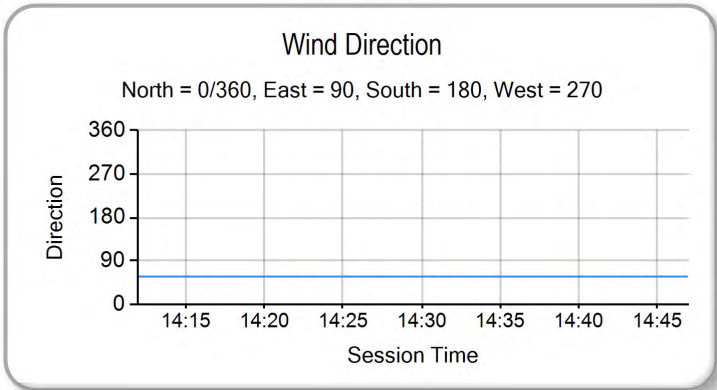
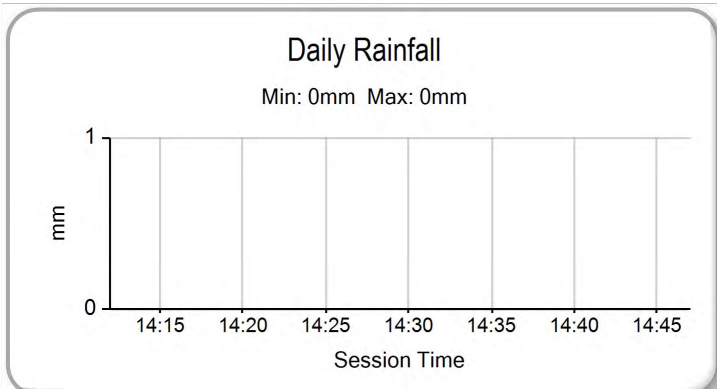
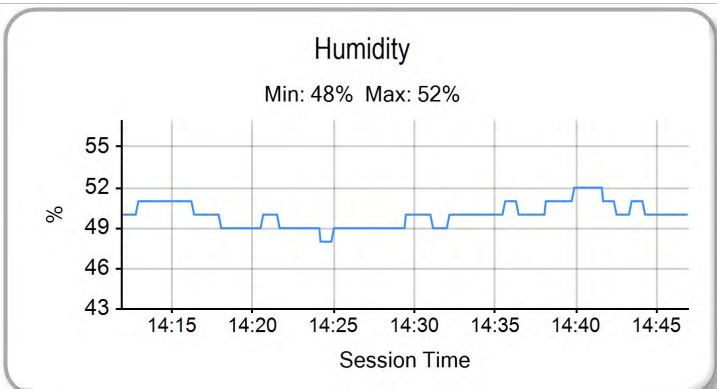
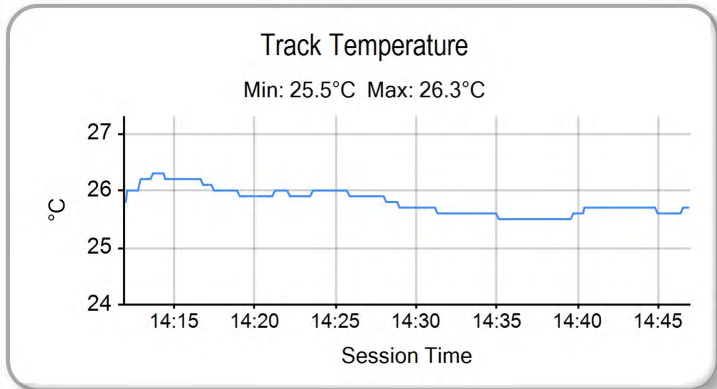
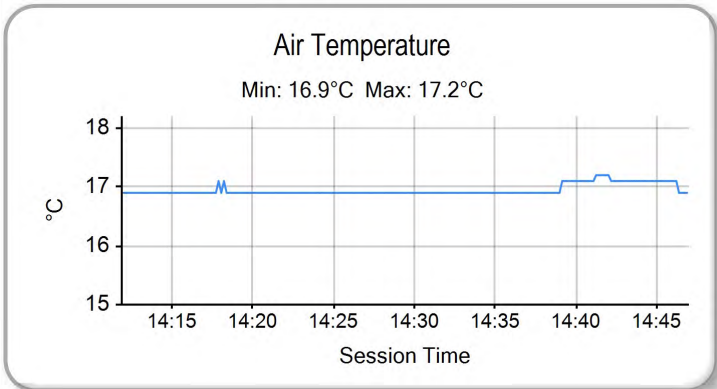
Printed - 14:53 Friday, 04 September 2020

MCRCB BULLETIN TK049

2020 Bennetts British Superbike Championship - Round 3

2020 Honda British Talent Cup

FREE PRACTICE 2 - WEATHER CONDITIONS



Weather / Track : Cloudy / Dry

Results can be found at www.tsl-timing.com

Silverstone National
Circuit Length = 1.6404 miles
Start: 14:15 Flag 14:45 End: 14:46

Printed - 14:54 Friday, 04 September 2020

FREE PRACTICE - COMBINED CLASSIFICATION

POS	NO	NAME	NAT	ENTRY	FIRST		SECOND		GAP	DIFF
					TIME	LAPS	TIME	LAPS		
1	72	Casey O'GORMAN	GBR	Honda - Microlise Cresswell Racing	1:01.798	25	1:01.588	14		
2	71	Charlie FARRER	GBR	Honda - Victoria House Racing Academy / Mortimer Racir	1:02.244	23	1:01.840	21	0.252	0.252
3	8	Eddie O'SHEA	GBR	Honda - WAM	1:02.597	24	1:01.948	23	0.360	0.108
4	16	Harvey CLARIDGE	GBR	Honda - City Lifting / SP125 Racing	1:02.416	23	1:02.453	22	0.828	0.468
5	74	James COOK	GBR	Honda - Wilson Racing	1:03.843	28	1:02.438	26	0.850	0.022
6	52	Evan BELFORD	GBR	Honda - City Lifting by RS Racing	1:03.117	25	1:02.508	26	0.920	0.070
7	17	Franco BOURNE	GBR	Honda - Franco Bourne Racing / SP125 Racing	1:02.905	22	1:02.942	17	1.317	0.397
8	15	Harrison CROSBY	GBR	Honda - Banks Racing	1:03.087	25	1:02.945	25	1.357	0.040
9	43	Ryan HITCHCOCK	GBR	Honda - Wilson Racing	1:03.638	24	1:03.071	27	1.483	0.126
10	48	Ollie WALKER	GBR	Honda - Moto Rapido / SP125 Racing	1:03.177	28	1:03.083	29	1.495	0.012
11	7	Jamie LYONS	GBR	Honda - Jamie Lyons Racing	1:03.851	27	1:03.142	27	1.554	0.059
12	66	Annabel THOMAS	GBR	Honda - Microlise Cresswell Racing	1:04.163	24	1:03.148	24	1.560	0.006
13	75	Jonathan GARNESSE	GBR	Honda - Microlise Cresswell Racing	1:04.729	26	1:03.271	27	1.683	0.123
14	65	Alexander ROWAN	GBR	Honda - Alexander Rowan Racing	1:04.306	26	1:03.286	26	1.698	0.015
15	37	Corey TINKER	GBR	Honda - Stauff Fluid Power Academy	1:03.788	23	1:03.620	24	2.032	0.334
16	11	Rossi DOBSON	GBR	Honda - Rossi Dobson	1:04.219	27	1:03.660	27	2.072	0.040
17	5	Mason Cade JOHNSON	GBR	Honda - Johnson Racing	1:04.591	27	1:03.757	14	2.169	0.097
18	44	Lucas HILL	GBR	Honda - Ashcourt Racing	1:03.830	25	1:04.100	24	2.242	0.073
19	46	Elliott DUFTON	GBR	Honda - D&D Racing	1:04.463	12	1:04.124	26	2.536	0.294
20	69	Gary SCOTT	GBR	Honda - Scott Racing	1:04.753	24	1:04.333	25	2.745	0.209
21	2	Rhys COATES	GBR	Honda - Ernie Coates Race Support	1:04.355	27	1:04.469	25	2.767	0.022
22	14	Evann PENDRILL	GBR	Honda - VHC Racing	1:04.609	7	1:04.393	27	2.805	0.038
23	90	Harry COOK	GBR	Honda - JDF Racing	1:05.713	27	1:04.564	27	2.976	0.171
24	27	Calum BEACH	GBR	Honda - Calum Beach Racing / SP125 Racing	1:05.373	22	1:04.603	26	3.015	0.039

QUALIFYING LAPTIME (110.0% of 1:01.588) = 1:07.746

Weather / Track : Cloudy / Dry

These results are provisional until the conclusion of any judicial and technical matters.

Silverstone National

Circuit Length = 1.6404 miles

Start: 14:15 Flag 14:45 End: 14:46

Clerk Of Course :

Timekeeper :

Results can be found at www.britishsuperbike.com

Printed - 14:54 Friday, 04 September 2020

QUALIFYING - CLASSIFICATION

POS	NO	NAME	NAT	ENTRY	TIME	ON	LAPS	GAP	DIFF	MPH
1	71	Charlie FARRER	GBR	Honda - Victoria House Racing Academy / Mortimer Racir	1:01.406	17	17			96.17
2	72	Casey O'GORMAN	GBR	Honda - Microlise Cresswell Racing	1:01.643	22	27	0.237	0.237	95.80
3	16	Harvey CLARIDGE	GBR	Honda - City Lifting / SP125 Racing	1:01.894	21	25	0.488	0.251	95.41
4	8	Eddie O'SHEA	GBR	Honda - WAM	1:01.938	23	26	0.532	0.044	95.34
5	17	Franco BOURNE	GBR	Honda - Franco Bourne Racing / SP125 Racing	1:02.005	25	25	0.599	0.067	95.24
6	52	Evan BELFORD	GBR	Honda - City Lifting by RS Racing	1:02.067	24	24	0.661	0.062	95.14
7	43	Ryan HITCHCOCK	GBR	Honda - Wilson Racing	1:02.198	27	27	0.792	0.131	94.94
8	75	Jonathan GARNESS	GBR	Honda - Microlise Cresswell Racing	1:02.613	26	26	1.207	0.415	94.32
9	15	Harrison CROSBY	GBR	Honda - Banks Racing	1:02.644	9	16	1.238	0.031	94.27
10	48	Ollie WALKER	GBR	Honda - Moto Rapido / SP125 Racing	1:02.741	26	26	1.335	0.097	94.12
11	44	Lucas HILL	GBR	Honda - Ashcourt Racing	1:02.742	18	27	1.336	0.001	94.12
12	37	Corey TINKER	GBR	Honda - Stauff Fluid Power Academy	1:02.921	18	24	1.515	0.179	93.85
13	7	Jamie LYONS	GBR	Honda - Jamie Lyons Racing	1:02.992	23	28	1.586	0.071	93.75
14	74	James COOK	GBR	Honda - Wilson Racing	1:03.096	21	27	1.690	0.104	93.59
15	66	Annabel THOMAS	GBR	Honda - Microlise Cresswell Racing	1:03.103	21	21	1.697	0.007	93.58
16	46	Elliott DUFTON	GBR	Honda - D&D Racing	1:03.145	7	26	1.739	0.042	93.52
17	69	Gary SCOTT	GBR	Honda - Scott Racing	1:03.326	24	24	1.920	0.181	93.25
18	65	Alexander ROWAN	GBR	Honda - Alexander Rowan Racing	1:03.505	8	22	2.099	0.179	92.99
19	11	Rossi DOBSON	GBR	Honda - Rossi Dobson	1:03.592	22	28	2.186	0.087	92.86
20	14	Evann PENDRILL	GBR	Honda - VHC Racing	1:03.962	10	27	2.556	0.370	92.33
21	2	Rhys COATES	GBR	Honda - Ernie Coates Race Support	1:04.021	18	25	2.615	0.059	92.24
22	5	Mason Cade JOHNSON	GBR	Honda - Johnson Racing	1:04.131	11	23	2.725	0.110	92.08
23	90	Harry COOK	GBR	Honda - JDF Racing	1:04.632	19	19	3.226	0.501	91.37
24	27	Calum BEACH	GBR	Honda - Calum Beach Racing / SP125 Racing	1:04.917	9	26	3.511	0.285	90.97

QUALIFYING LAPTIME (110.0% of 1:01.406) = 1:07.546

#17 - Exceeded track limits at turn 1 - Lap 4 time cancelled.
 #69 - Exceeded track limits at turn 1 - Lap 6 time cancelled.
 #7 - Exceeded track limits at turn 1 - Lap 16 time cancelled.
 #14 - Exceeded track limits at turn 1 - Lap 18 time cancelled.
 #69 - Exceeded track limits at turn 1 - Lap 21 time cancelled.
 #16 - Exceeded track limits at turn 1 - Lap 23 time cancelled.

Silverstone National
 Circuit Length = 1.6404 miles
 Start: 10:15 Flag 10:45 End: 10:46

Weather / Track : Cloudy / Dry

These results are provisional until the conclusion of any judicial and technical matters.

Clerk Of Course :	Steward :	Timekeeper :
-------------------	-----------	--------------

Results can be found at www.britishsuperbike.com

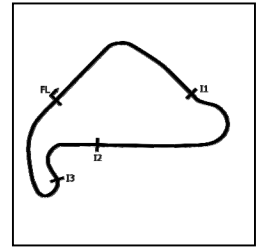
Printed - 10:47 Saturday, 05 September 2020

MCRCB BULLETIN TK107

2020 Bennetts British Superbike Championship - Round 3

2020 Honda British Talent Cup

QUALIFYING - SECTOR ANALYSIS



SECTOR 1 = FL to I1, SECTOR 2 = I1 to I2, SECTOR 3 = I2 to I3, SECTOR 4 = I3 to FL, DIFF = Difference To Personal Best Lap, P = Crossed Finish Line in Pit Lane, D = Time Disallowed

P1 71		Charlie FARRER				Honda - Victoria House Racing Academy / Mortimer Racing				
IDEAL LAP TIME : 1:01.221		BEST LAP TIME : 1:01.406		DIFFERENCE : 0.185						
LAP	SECTOR 1	SECTOR 2		SECTOR 3		SECTOR 4	LAP TIME	MPH	DIFF	TIME OF DAY
1 -	OUTLAP	22.734	121.3	10.865	15.625	116.1				10:16:17.652
2 -	17.408	21.095	119.4	10.283	15.417	115.9	1:04.203	91.98	2.797	10:17:21.855
3 -	16.550	20.799	121.7	10.059	15.249	117.2	1:02.657	94.25	1.251	10:18:24.512
4 -	16.477	21.028	120.0	10.027	15.310	116.6	1:02.842	93.97	1.436	10:19:27.354
5 -	16.407	20.655	120.0	10.038	15.137	118.7	1:02.237	94.88	0.831	10:20:29.591
6 -	16.299	20.746	121.3	9.936	16.523	118.0	1:03.504	92.99	2.098	10:21:33.095
7 -	20.050	22.101	119.1	10.885	IN PIT		1:19.591	P 74.20	18.185	10:22:52.686
8 -	OUTLAP	22.532	119.1	10.675	15.621	115.9	13:49.652	7.11	12:48.246	10:36:42.338
9 -	16.763	20.948	120.6	10.019	15.315	118.7	1:03.045	93.67	1.639	10:37:45.383
10 -	17.011	20.894	119.8	10.135	15.264	116.8	1:03.304	93.29	1.898	10:38:48.687
11 -	16.782	20.694	119.6	9.977	15.142	117.2	1:02.595	94.34	1.189	10:39:51.282
12 -	16.516	20.653	119.6	9.903	15.141	116.8	1:02.213	94.92	0.807	10:40:53.495
13 -	16.430	20.678	120.9	9.797	15.142	117.4	1:02.047	95.18	0.641	10:41:55.542
14 -	16.429	20.555	122.4	10.085	15.124	117.0	1:02.193	94.95	0.787	10:42:57.735
15 -	16.362	20.442	121.3	9.730	14.973	117.6	1:01.507 (2)	96.01	0.101	10:43:59.242
16 -	16.440	20.456	121.3	9.740	15.030	118.2	1:01.666 (3)	95.76	0.260	10:45:00.908
17 -	16.484	20.302	122.9	9.705	14.915	122.0	1:01.406 (1)	96.17		10:46:02.314

P2 72		Casey O'GORMAN				Honda - Microlise Cresswell Racing				
IDEAL LAP TIME : 1:01.380		BEST LAP TIME : 1:01.643		DIFFERENCE : 0.263						
LAP	SECTOR 1	SECTOR 2		SECTOR 3		SECTOR 4	LAP TIME	MPH	DIFF	TIME OF DAY
1 -	OUTLAP	24.412	110.0	11.652	16.227	119.5				10:16:19.286
2 -	17.126	21.425	125.4	10.364	15.766	119.5	1:04.681	91.30	3.038	10:17:23.967
3 -	16.661	20.641	124.9	10.118	15.224	121.3	1:02.644	94.27	1.001	10:18:26.611
4 -	16.446	20.621	127.5	10.305	15.136	122.0	1:02.508	94.47	0.865	10:19:29.119
5 -	16.328	20.416	126.6	9.926	15.085	122.6	1:01.755 (3)	95.63	0.112	10:20:30.874
6 -	16.225	21.077	125.4	10.444	15.617	120.2	1:03.363	93.20	1.720	10:21:34.237
7 -	16.615	20.548	125.9	9.940	15.208	121.1	1:02.311	94.77	0.668	10:22:36.548
8 -	16.265	20.416	126.8	10.190	15.046	122.4	1:01.917	95.38	0.274	10:23:38.465
9 -	16.267	21.983	122.4	10.518	15.581	118.7	1:04.349	91.77	2.706	10:24:42.814
10 -	16.455	20.544	122.4	9.951	15.189	119.5	1:02.139	95.03	0.496	10:25:44.953
11 -	16.353	21.008	122.2	9.958	15.365	118.7	1:02.684	94.21	1.041	10:26:47.637
12 -	16.331	20.569	121.7	9.944	15.256	118.7	1:02.100	95.09	0.457	10:27:49.737
13 -	16.450	20.688	121.5	9.863	15.343	119.1	1:02.344	94.72	0.701	10:28:52.081
14 -	16.328	20.674	121.1	9.876	15.183	119.7	1:02.061	95.15	0.418	10:29:54.142
15 -	16.563	21.458	121.3	10.046	15.380	118.7	1:03.447	93.08	1.804	10:30:57.589
16 -	16.468	20.624	122.4	9.922	15.223	120.2	1:02.237	94.88	0.594	10:31:59.826
17 -	16.372	20.596	122.9	10.198	15.232	119.1	1:02.398	94.64	0.755	10:33:02.224
18 -	16.810	21.081	112.2	11.442	IN PIT		1:12.176	P 81.82	10.533	10:34:14.400
19 -	OUTLAP	21.577	120.2	10.114	15.577	117.8	2:43.501	36.12	1:41.858	10:36:57.901
20 -	16.498	21.761	118.5	10.616	15.909	118.2	1:04.784	91.15	3.141	10:38:02.685
21 -	16.388	20.578	123.5	9.949	15.074	121.5	1:01.989	95.26	0.346	10:39:04.674
22 -	16.218	20.413	122.9	9.875	15.137	120.2	1:01.643 (1)	95.80		10:40:06.317
23 -	16.440	20.924	121.3	10.604	15.432	120.0	1:03.400	93.14	1.757	10:41:09.717
24 -	16.357	20.645	124.7	9.756	15.229	119.3	1:01.987	95.27	0.344	10:42:11.704
25 -	17.296	21.917	119.4	10.457	15.686	118.2	1:05.356	90.36	3.713	10:43:17.060
26 -	16.438	20.457	123.3	9.921	15.397	119.7	1:02.213	94.92	0.570	10:44:19.273
27 -	16.391	20.491	124.2	9.703	15.078	120.6	1:01.663 (2)	95.77	0.020	10:45:20.936

Weather / Track : Cloudy / Dry

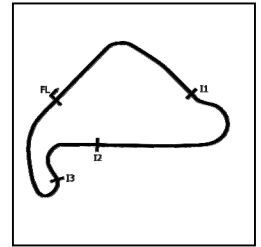
Silverstone National
Circuit Length = 1.6404 miles
Start: 10:15 Flag 10:45 End: 10:46

MCRCB BULLETIN TK107

2020 Bennetts British Superbike Championship - Round 3

2020 Honda British Talent Cup

QUALIFYING - SECTOR ANALYSIS



SECTOR 1 = FL to I1, SECTOR 2 = I1 to I2 SECTOR 3 = I2 to I3, SECTOR 4 = I3 to FL, DIFF = Difference To Personal Best Lap, P = Crossed Finish Line in Pit Lane, D = Time Disallowed

P3 16		Harvey CLARIDGE		Honda - City Lifting / SP125 Racing							
IDEAL LAP TIME : 1:01.550		BEST LAP TIME : 1:01.894		DIFFERENCE : 0.344							
LAP	SECTOR 1	SECTOR 2		SECTOR 3		SECTOR 4		LAP TIME	MPH	DIFF	TIME OF DAY
1 -	OUTLAP	23.626	115.5	11.081	15.584	117.4					10:16:17.786
2 -	17.304	21.280	121.1	10.211	15.336	118.4	1:04.131	92.08	2.237		10:17:21.917
3 -	16.499	20.839	121.1	10.168	15.139	117.6	1:02.645	94.27	0.751		10:18:24.562
4 -	16.425	21.131	120.6	10.075	15.236	116.6	1:02.867	93.93	0.973		10:19:27.429
5 -	16.372	20.712	121.7	10.072	15.038	120.4	1:02.194	94.95	0.300		10:20:29.623
6 -	16.271	20.785	120.9	9.970	16.076	115.9	1:03.102	93.58	1.208		10:21:32.725
7 -	16.405	20.857	119.1	9.824	15.331	115.9	1:02.417	94.61	0.523		10:22:35.142
8 -	16.359	20.941	118.9	9.906	15.358	116.3	1:02.564	94.39	0.670		10:23:37.706
9 -	16.337	21.881	115.5	10.470	IN PIT		1:08.968	P 85.62	7.074		10:24:46.674
10 -	OUTLAP	22.526	117.9	10.189	15.477	115.9	2:55.371	33.67	1:53.477		10:27:42.045
11 -	16.366	20.770	118.9	9.904	15.272	117.0	1:02.312	94.77	0.418		10:28:44.357
12 -	16.294	20.800	117.7	9.864	15.197	117.4	1:02.155	95.01	0.261		10:29:46.512
13 -	16.299	20.604	118.7	9.845	15.211	116.1	1:01.959	(3) 95.31	0.065		10:30:48.471
14 -	16.371	20.756	119.4	9.690	15.414	114.7	1:02.231	94.89	0.337		10:31:50.702
15 -	16.378	20.641	118.9	9.760	15.180	116.8	1:01.959	(3) 95.31	0.065		10:32:52.661
16 -	16.363	20.728	118.5	9.777	15.036	118.9	1:01.904	(2) 95.40	0.010		10:33:54.565
17 -	16.959	21.534	115.3	10.585	IN PIT		1:08.634	P 86.04	6.740		10:35:03.199
18 -	OUTLAP	23.017	115.9	10.218	15.585	113.7	2:57.736	33.22	1:55.842		10:38:00.935
19 -	16.763	21.237	115.9	10.235	15.344	116.3	1:03.579	92.88	1.685		10:39:04.514
20 -	16.448	20.592	121.7	9.835	15.110	119.3	1:01.985	95.27	0.091		10:40:06.499
21 -	16.232	20.670	119.6	9.788	15.204	117.0	1:01.894	(1) 95.41			10:41:08.393
22 -	16.954	21.544	118.7	9.976	15.167	118.2	1:03.641	92.79	1.747		10:42:12.034
23 -	16.689	20.902	119.4	9.722	15.292	116.3	1:02.605	D 94.33	0.711		10:43:14.639
24 -	16.350	21.659	115.5	10.235	15.253	115.9	1:03.497	93.00	1.603		10:44:18.136
25 -	16.395	20.822	119.1	9.706	15.242	115.9	1:02.165	94.99	0.271		10:45:20.301

P4 8		Eddie O'SHEA		Honda - WAM							
IDEAL LAP TIME : 1:01.789		BEST LAP TIME : 1:01.938		DIFFERENCE : 0.149							
LAP	SECTOR 1	SECTOR 2		SECTOR 3		SECTOR 4		LAP TIME	MPH	DIFF	TIME OF DAY
1 -	OUTLAP	23.578	118.7	11.231	16.168	115.5					10:18:47.768
2 -	17.317	21.656	120.0	10.801	15.815	115.5	1:05.589	90.04	3.651		10:19:53.357
3 -	16.977	21.267	120.9	10.580	15.731	117.4	1:04.555	91.48	2.617		10:20:57.912
4 -	16.648	21.158	120.9	10.519	15.695	114.9	1:04.020	92.24	2.082		10:22:01.932
5 -	16.690	21.116	121.3	10.411	15.599	116.8	1:03.816	92.54	1.878		10:23:05.748
6 -	17.441	21.535	121.1	10.348	15.551	116.6	1:04.875	91.03	2.937		10:24:10.623
7 -	16.471	21.047	123.5	10.705	15.467	119.3	1:03.690	92.72	1.752		10:25:14.313
8 -	16.607	20.809	122.0	10.246	15.354	117.2	1:03.016	93.71	1.078		10:26:17.329
9 -	16.467	20.848	119.8	10.355	15.500	118.0	1:03.170	93.48	1.232		10:27:20.499
10 -	16.377	20.750	122.9	10.526	15.328	119.7	1:02.981	93.76	1.043		10:28:23.480
11 -	16.423	21.173	119.6	10.553	IN PIT		1:12.387	P 81.58	10.449		10:29:35.867
12 -	OUTLAP	23.437	114.9	10.744	15.418	118.9	1:44.683	56.41	42.745		10:31:20.550
13 -	16.299	20.687	122.0	10.125	15.414	119.3	1:02.525	94.45	0.587		10:32:23.075
14 -	16.257	20.819	121.5	10.260	15.336	118.7	1:02.672	94.23	0.734		10:33:25.747
15 -	16.496	20.788	121.3	10.249	15.380	117.2	1:02.913	93.87	0.975		10:34:28.660
16 -	16.455	20.803	121.7	10.139	15.362	117.6	1:02.759	94.10	0.821		10:35:31.419
17 -	16.531	20.703	121.7	10.256	15.339	118.0	1:02.829	93.99	0.891		10:36:34.248
18 -	17.240	21.821	116.1	10.808	15.598	117.6	1:05.467	90.20	3.529		10:37:39.715
19 -	16.506	20.685	121.7	10.208	15.326	118.7	1:02.725	94.15	0.787		10:38:42.440
20 -	16.566	20.781	121.1	10.282	15.494	118.0	1:03.123	93.55	1.185		10:39:45.563
21 -	16.428	20.685	120.4	10.630	15.515	117.8	1:03.258	93.35	1.320		10:40:48.821
22 -	16.581	20.985	120.6	10.351	15.344	120.0	1:03.261	93.35	1.323		10:41:52.082
23 -	16.209	20.659	124.5	9.985	15.085	121.1	1:01.938	(1) 95.34			10:42:54.020
24 -	16.323	20.570	122.6	9.973	15.240	119.5	1:02.106	(2) 95.09	0.168		10:43:56.126
25 -	16.418	20.541	123.5	10.100	15.123	119.1	1:02.182	94.97	0.244		10:44:58.308
26 -	16.335	20.607	122.6	9.954	15.228	118.2	1:02.124	(3) 95.06	0.186		10:46:00.432

Weather / Track : Cloudy / Dry

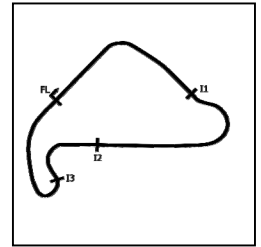
Silverstone National
Circuit Length = 1.6404 miles
Start: 10:15 Flag 10:45 End: 10:46

MCRCB BULLETIN TK107

2020 Bennetts British Superbike Championship - Round 3

2020 Honda British Talent Cup

QUALIFYING - SECTOR ANALYSIS



SECTOR 1 = FL to I1, SECTOR 2 = I1 to I2 SECTOR 3 = I2 to I3, SECTOR 4 = I3 to FL, DIFF = Difference To Personal Best Lap, P = Crossed Finish Line in Pit Lane, D = Time Disallowed

P5 17 Franco BOURNE		Honda - Franco Bourne Racing / SP125 Racing									
IDEAL LAP TIME : 1:01.789		BEST LAP TIME : 1:02.005		DIFFERENCE : 0.216							
LAP	SECTOR 1	SECTOR 2	SECTOR 3	SECTOR 4	LAP TIME	MPH	DIFF	TIME OF DAY			
1 -	OUTLAP	23.295	112.9	11.606	16.073	119.1		10:16:18.863			
2 -	16.610	21.345	123.3	10.495	15.373	120.2	1:03.823	92.53	1.818	10:17:22.686	
3 -	16.389	20.873	120.6	10.145	15.277	117.4	1:02.684	94.21	0.679	10:18:25.370	
4 -	16.461	21.020	119.8	10.112	15.317	117.4	1:02.940	93.87	0.905	10:19:28.280	
5 -	16.379	20.818	119.6	9.928	15.271	117.2	1:02.396	(3)	94.64	0.391	10:20:30.676
6 -	16.213	20.861	120.4	9.952	15.534	117.6	1:02.560	94.40	0.555	10:21:33.236	
7 -	16.590	20.828	119.6	9.806	15.487	116.1	1:02.711	94.17	0.706	10:22:35.947	
8 -	16.398	20.822	119.4	9.905	15.290	116.8	1:02.415	94.61	0.410	10:23:38.362	
9 -	16.453	22.169	110.3	10.520	17.150	110.7	1:06.292	89.08	4.287	10:24:44.654	
10 -	16.804	20.994	119.4	10.453	IN PIT		1:07.526	P	87.45	5.521	10:25:52.180
11 -	OUTLAP	22.504	116.9	10.437	15.623	114.7	2:20.210	42.12	1:18.205	10:28:12.390	
12 -	16.720	21.138	116.5	10.178	15.489	115.9	1:03.525	92.96	1.520	10:29:15.915	
13 -	16.508	20.958	117.3	10.054	15.366	115.9	1:02.886	93.91	0.881	10:30:18.801	
14 -	16.500	20.946	118.3	9.941	15.272	117.8	1:02.659	94.25	0.654	10:31:21.460	
15 -	16.739	21.396	115.1	10.237	IN PIT		1:07.070	P	88.05	5.065	10:32:28.530
16 -	OUTLAP	22.919	118.5	10.418	15.486	117.0	4:08.672	23.74	3:06.667	10:36:37.202	
17 -	16.495	20.699	120.6	10.203	15.363	119.7	1:02.760	94.09	0.755	10:37:39.962	
18 -	16.452	20.607	120.9	10.187	15.359	119.1	1:02.605	94.33	0.600	10:38:42.567	
19 -	16.494	21.074	119.8	10.110	15.547	117.0	1:03.225	93.40	1.220	10:39:45.792	
20 -	16.362	20.859	119.6	10.348	15.346	116.3	1:02.915	93.86	0.910	10:40:48.707	
21 -	16.571	20.906	118.7	9.835	15.285	116.6	1:02.597	94.34	0.592	10:41:51.304	
22 -	16.559	20.746	118.7	9.847	15.442	115.7	1:02.594	94.34	0.589	10:42:53.898	
23 -	16.602	20.697	121.1	9.908	15.258	118.9	1:02.465	94.54	0.460	10:43:56.363	
24 -	16.340	20.697	121.1	9.987	15.285	118.4	1:02.309	(2)	94.78	0.304	10:44:58.672
25 -	16.256	20.677	120.6	9.909	15.163	118.0	1:02.005	(1)	95.24		10:46:00.677

P6 52 Evan BELFORD		Honda - City Lifting by RS Racing									
IDEAL LAP TIME : 1:02.033		BEST LAP TIME : 1:02.067		DIFFERENCE : 0.034							
LAP	SECTOR 1	SECTOR 2	SECTOR 3	SECTOR 4	LAP TIME	MPH	DIFF	TIME OF DAY			
1 -	OUTLAP	24.427	113.5	12.705	16.125	117.8		10:16:21.739			
2 -	17.405	21.615	124.5	10.856	15.755	120.8	1:05.631	89.98	3.564	10:17:27.370	
3 -	17.445	21.487	122.4	10.546	15.658	117.2	1:05.136	90.66	3.069	10:18:32.506	
4 -	17.008	21.190	121.5	10.479	15.652	118.0	1:04.329	91.80	2.262	10:19:36.835	
5 -	16.978	21.051	120.6	10.479	15.681	117.4	1:04.189	92.00	2.122	10:20:41.024	
6 -	16.891	21.087	120.2	10.409	15.649	117.0	1:04.036	92.22	1.969	10:21:45.060	
7 -	16.954	21.166	119.4	10.307	15.631	117.2	1:04.058	92.19	1.991	10:22:49.118	
8 -	16.908	23.016	119.4	12.541	IN PIT		1:17.500	P	76.20	15.433	10:24:06.618
9 -	OUTLAP	22.835	120.4	10.462	15.548	119.1	2:42.294	36.38	1:40.227	10:26:48.912	
10 -	16.592	20.934	120.4	10.235	15.608	117.0	1:03.369	93.19	1.302	10:27:52.281	
11 -	16.663	20.992	119.1	10.204	15.522	118.0	1:03.381	93.17	1.314	10:28:55.662	
12 -	16.663	20.998	118.9	10.215	15.649	118.0	1:03.525	92.96	1.458	10:29:59.187	
13 -	16.716	20.853	120.2	10.125	15.443	118.9	1:03.137	93.53	1.070	10:31:02.324	
14 -	16.684	20.876	120.4	10.201	15.416	119.1	1:03.177	93.47	1.110	10:32:05.501	
15 -	16.804	20.946	120.4	10.240	15.409	118.7	1:03.399	93.15	1.332	10:33:08.900	
16 -	17.078	21.875	118.3	10.798	IN PIT		1:12.989	P	80.91	10.922	10:34:21.889
17 -	OUTLAP	21.862	117.9	10.708	15.836	116.6	4:13.861	23.26	3:11.794	10:38:35.750	
18 -	17.697	23.938	109.2	10.603	18.740	117.4	1:10.978	83.20	8.911	10:39:46.728	
19 -	16.654	21.028	119.8	10.197	15.334	119.1	1:03.213	93.42	1.146	10:40:49.941	
20 -	16.505	20.862	120.6	10.084	15.287	120.2	1:02.738	94.13	0.671	10:41:52.679	
21 -	16.489	20.612	122.2	10.013	15.278	119.5	1:02.392	(3)	94.65	0.325	10:42:55.071
22 -	16.536	20.614	122.9	9.900	15.298	118.9	1:02.348	(2)	94.72	0.281	10:43:57.419
23 -	16.622	20.564	122.0	10.027	15.212	119.1	1:02.425	94.60	0.358	10:44:59.844	
24 -	16.509	20.489	123.5	9.914	15.155	120.6	1:02.067	(1)	95.14		10:46:01.911

Weather / Track : Cloudy / Dry

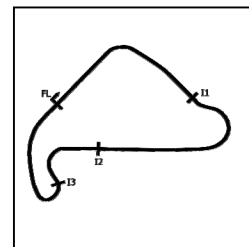
Silverstone National
Circuit Length = 1.6404 miles
Start: 10:15 Flag 10:45 End: 10:46

MCRCB BULLETIN TK107

2020 Bennetts British Superbike Championship - Round 3

2020 Honda British Talent Cup

QUALIFYING - SECTOR ANALYSIS



SECTOR 1 = FL to I1, SECTOR 2 = I1 to I2 SECTOR 3 = I2 to I3, SECTOR 4 = I3 to FL, DIFF = Difference To Personal Best Lap, P = Crossed Finish Line in Pit Lane, D = Time Disallowed

P7 43		Ryan HITCHCOCK				Honda - Wilson Racing					
IDEAL LAP TIME : 1:02.074		BEST LAP TIME : 1:02.198		DIFFERENCE : 0.124							
LAP	SECTOR 1	SECTOR 2	SECTOR 3	SECTOR 4	LAP TIME	MPH	DIFF	TIME OF DAY			
1 -	OUTLAP	22.022	119.8	10.978	15.934	116.3		10:16:22.722			
2 -	17.067	21.645	124.7	10.973	15.863	119.3	1:05.548	90.09	3.350	10:17:28.270	
3 -	17.008	21.624	117.1	11.646	15.759	119.3	1:06.037	89.42	3.839	10:18:34.307	
4 -	17.415	20.873	122.9	10.752	15.696	118.9	1:04.736	91.22	2.538	10:19:39.043	
5 -	16.715	20.767	120.9	10.540	15.424	118.4	1:03.446	93.08	1.248	10:20:42.489	
6 -	16.522	20.814	121.5	10.292	15.475	117.4	1:03.103	93.58	0.905	10:21:45.592	
7 -	16.616	21.008	117.5	10.617	15.713	117.8	1:03.954	92.34	1.756	10:22:49.546	
8 -	16.721	21.631	120.4	10.481	15.499	116.1	1:04.332	91.79	2.134	10:23:53.878	
9 -	16.694	21.071	119.4	10.376	15.719	116.8	1:03.860	92.47	1.662	10:24:57.738	
10 -	16.838	21.113	118.7	10.444	15.673	115.5	1:04.068	92.17	1.870	10:26:01.806	
11 -	16.736	21.038	118.5	10.522	IN PIT		1:17.164	P	76.53	14.966	10:27:18.970
12 -	OUTLAP	22.279	116.1	11.092	15.868	114.9	2:54.769	33.79	1:52.571	10:30:13.739	
13 -	16.809	21.239	118.3	10.483	15.653	116.1	1:04.184	92.01	1.986	10:31:17.923	
14 -	16.755	21.690	116.7	10.637	15.603	116.1	1:04.685	91.29	2.487	10:32:22.608	
15 -	16.842	21.068	119.8	10.292	15.357	117.4	1:03.559	92.91	1.361	10:33:26.167	
16 -	16.643	20.848	120.0	10.264	15.446	116.6	1:03.201	93.44	1.003	10:34:29.368	
17 -	16.623	20.946	119.4	10.275	15.427	116.6	1:03.271	93.33	1.073	10:35:32.639	
18 -	16.573	21.148	119.6	10.202	15.458	116.6	1:03.381	93.17	1.183	10:36:36.020	
19 -	16.668	21.053	119.6	10.562	15.563	117.4	1:03.846	92.49	1.648	10:37:39.866	
20 -	16.659	21.077	120.2	10.431	15.204	116.8	1:03.371	93.19	1.173	10:38:43.237	
21 -	16.978	20.894	117.3	10.246	15.498	118.7	1:03.616	92.83	1.418	10:39:46.853	
22 -	16.579	21.138	119.6	10.187	15.332	120.0	1:03.236	93.39	1.038	10:40:50.089	
23 -	16.480	20.729	121.3	10.251	15.311	119.3	1:02.771	94.08	0.573	10:41:52.860	
24 -	16.467	20.622	122.0	10.008	15.330	118.9	1:02.427	(3)	94.60	0.229	10:42:55.287
25 -	16.468	20.580	123.3	10.116	15.300	118.2	1:02.464	94.54	0.266	10:43:57.751	
26 -	16.514	20.440	122.9	10.095	15.240	119.3	1:02.289	(2)	94.81	0.091	10:45:00.040
27 -	16.434	20.430	122.4	10.132	15.202	119.5	1:02.198	(1)	94.94		10:46:02.238

P8 75		Jonathan GARNESSE				Honda - Microlise Cresswell Racing					
IDEAL LAP TIME : 1:02.475		BEST LAP TIME : 1:02.613		DIFFERENCE : 0.138							
LAP	SECTOR 1	SECTOR 2	SECTOR 3	SECTOR 4	LAP TIME	MPH	DIFF	TIME OF DAY			
1 -	OUTLAP	24.537	121.7	12.371	16.604	114.9		10:16:21.346			
2 -	17.639	21.368	128.3	11.070	15.832	120.2	1:05.909	89.60	3.296	10:17:27.255	
3 -	17.867	21.551	117.3	11.589	15.872	120.8	1:06.879	88.30	4.266	10:18:34.134	
4 -	17.198	20.793	125.2	10.820	15.513	121.3	1:04.324	91.81	1.711	10:19:38.458	
5 -	16.808	20.655	125.6	10.604	15.468	120.8	1:03.535	92.95	0.922	10:20:41.993	
6 -	16.627	21.253	124.7	10.565	15.299	121.3	1:03.744	92.64	1.131	10:21:45.737	
7 -	16.649	20.690	124.5	10.618	15.507	120.0	1:03.464	93.05	0.851	10:22:49.201	
8 -	16.923	21.117	124.0	10.464	15.636	119.1	1:04.140	92.07	1.527	10:23:53.341	
9 -	16.875	21.256	122.9	10.446	15.615	118.0	1:04.192	92.00	1.579	10:24:57.533	
10 -	17.020	21.374	124.9	10.577	15.493	119.7	1:04.464	91.61	1.851	10:26:01.997	
11 -	16.747	21.063	124.7	10.727	15.567	118.9	1:04.104	92.12	1.491	10:27:06.101	
12 -	16.713	21.017	122.9	10.647	IN PIT		1:12.391	P	81.58	9.778	10:28:18.492
13 -	OUTLAP	21.624	121.1	10.371	15.272	120.8	2:30.728	39.18	1:28.115	10:30:49.220	
14 -	16.792	21.148	124.2	10.351	15.308	120.6	1:03.599	92.85	0.986	10:31:52.819	
15 -	16.519	20.895	124.2	10.563	15.288	120.4	1:03.265	93.34	0.652	10:32:56.084	
16 -	16.718	21.023	122.9	10.520	15.460	120.0	1:03.721	92.68	1.108	10:33:59.805	
17 -	16.982	20.718	123.5	10.371	15.508	119.3	1:03.579	92.88	0.966	10:35:03.384	
18 -	16.591	21.307	123.5	10.792	15.458	119.5	1:04.148	92.06	1.535	10:36:07.532	
19 -	16.697	20.941	123.8	10.292	15.486	119.1	1:03.416	93.12	0.803	10:37:10.948	
20 -	17.873	21.913	120.6	11.124	15.432	121.1	1:06.342	89.01	3.729	10:38:17.290	
21 -	16.807	21.595	117.9	11.457	IN PIT		1:10.278	P	84.03	7.665	10:39:27.568
22 -	OUTLAP	20.978	124.2	10.462	15.282	121.1	1:43.362	57.13	40.749	10:41:10.930	
23 -	16.619	21.017	124.7	10.185	15.136	121.5	1:02.957	(2)	93.80	0.344	10:42:13.887
24 -	16.838	21.491	124.9	10.189	15.293	120.8	1:03.811	92.54	1.198	10:43:17.698	
25 -	16.609	20.914	125.6	10.354	15.218	121.1	1:03.095	(3)	93.59	0.482	10:44:20.793
26 -	16.520	20.792	124.5	10.182	15.119	121.1	1:02.613	(1)	94.32		10:45:23.406

Weather / Track : Cloudy / Dry

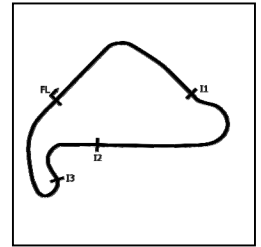
Silverstone National
Circuit Length = 1.6404 miles
Start: 10:15 Flag 10:45 End: 10:46

MCRCB BULLETIN TK107

2020 Bennetts British Superbike Championship - Round 3

2020 Honda British Talent Cup

QUALIFYING - SECTOR ANALYSIS



SECTOR 1 = FL to I1, SECTOR 2 = I1 to I2 SECTOR 3 = I2 to I3, SECTOR 4 = I3 to FL, DIFF = Difference To Personal Best Lap, P = Crossed Finish Line in Pit Lane, D = Time Disallowed

P9 15		Harrison CROSBY				Honda - Banks Racing				
IDEAL LAP TIME : 1:02.286		BEST LAP TIME : 1:02.644		DIFFERENCE : 0.358						
LAP	SECTOR 1	SECTOR 2		SECTOR 3		SECTOR 4	LAP TIME	MPH	DIFF	TIME OF DAY
1 -	OUTLAP	23.958	116.9	11.062	15.978	114.5				10:16:58.878
2 -	16.919	21.494	119.1	10.415	15.672	115.9	1:04.500	91.56	1.856	10:18:03.378
3 -	16.666	21.144	119.1	10.270	15.628	116.6	1:03.708	92.69	1.064	10:19:07.086
4 -	16.511	21.214	119.8	10.270	15.548	116.8	1:03.543	92.93	0.899	10:20:10.629
5 -	16.435	21.252	119.1	10.162	15.448	116.1	1:03.297	93.30	0.653	10:21:13.926
6 -	16.582	21.169	119.1	10.152	15.383	116.3	1:03.286	93.31	0.642	10:22:17.212
7 -	16.479	20.931	120.0	10.104	15.360	117.0	1:02.874	93.92	0.230	10:23:20.086
8 -	16.391	20.928	120.4	10.115	15.338	116.8	1:02.772 (3)	94.08	0.128	10:24:22.858
9 -	16.382	20.796	119.8	10.057	15.409	116.8	1:02.644 (1)	94.27		10:25:25.502
10 -	16.418	21.072	118.9	10.200	15.492	116.6	1:03.182	93.47	0.538	10:26:28.684
11 -	16.335	20.891	119.1	11.215	IN PIT		1:10.813 P	83.39	8.169	10:27:39.497
12 -	OUTLAP	22.163	118.3	10.493	15.425	116.1	6:26.035	15.29	5:23.391	10:34:05.532
13 -	16.414	21.041	120.0	10.060	15.405	117.0	1:02.920	93.85	0.276	10:35:08.452
14 -	16.360	20.969	119.4	10.170	15.344	115.7	1:02.843	93.97	0.199	10:36:11.295
15 -	16.304	20.981	118.5	10.096	15.554	116.8	1:02.935	93.83	0.291	10:37:14.230
16 -	16.165	20.765	122.2	10.468	15.299	116.8	1:02.697 (2)	94.19	0.053	10:38:16.927

P10 48		Ollie WALKER				Honda - Moto Rapido / SP125 Racing				
IDEAL LAP TIME : 1:02.556		BEST LAP TIME : 1:02.741		DIFFERENCE : 0.185						
LAP	SECTOR 1	SECTOR 2		SECTOR 3		SECTOR 4	LAP TIME	MPH	DIFF	TIME OF DAY
1 -	OUTLAP	23.284	117.9	11.453	15.859	118.2				10:16:18.280
2 -	17.052	21.348	122.4	10.422	15.488	118.0	1:04.310	91.83	1.569	10:17:22.590
3 -	16.890	20.862	123.1	10.311	15.374	118.4	1:03.437	93.09	0.696	10:18:26.027
4 -	16.535	20.899	122.4	10.272	15.334	118.2	1:03.040	93.68	0.299	10:19:29.067
5 -	16.583	20.717	123.1	10.214	15.369	118.9	1:02.883 (3)	93.91	0.142	10:20:31.950
6 -	16.453	20.935	120.6	10.394	15.452	118.0	1:03.234	93.39	0.493	10:21:35.184
7 -	16.579	20.913	121.3	10.272	15.475	117.4	1:03.239	93.38	0.498	10:22:38.423
8 -	16.470	21.012	120.4	10.288	15.524	117.4	1:03.294	93.30	0.553	10:23:41.717
9 -	16.553	20.952	120.4	10.287	15.461	118.0	1:03.253	93.36	0.512	10:24:44.970
10 -	16.591	20.952	120.0	10.671	IN PIT		1:11.840 P	82.20	9.099	10:25:56.810
11 -	OUTLAP	22.852	116.3	10.709	15.577	116.6	4:00.194	24.58	2:57.453	10:29:57.004
12 -	16.717	21.086	118.7	10.291	15.529	116.6	1:03.623	92.82	0.882	10:31:00.627
13 -	16.639	21.002	119.1	10.265	15.506	117.4	1:03.412	93.13	0.671	10:32:04.039
14 -	16.721	21.020	118.7	10.264	15.414	117.4	1:03.419	93.12	0.678	10:33:07.458
15 -	16.583	21.028	118.5	10.393	15.469	117.2	1:03.473	93.04	0.732	10:34:10.931
16 -	16.567	20.903	119.6	10.190	15.391	117.6	1:03.051	93.66	0.310	10:35:13.982
17 -	16.569	21.406	114.9	10.436	15.629	116.3	1:04.040	92.21	1.299	10:36:18.022
18 -	16.721	22.800	105.0	12.522	15.708	115.7	1:07.751	87.16	5.010	10:37:25.773
19 -	16.550	20.858	118.9	10.221	15.399	117.0	1:03.028	93.69	0.287	10:38:28.801
20 -	16.813	20.861	118.3	10.233	15.416	116.8	1:03.323	93.26	0.582	10:39:32.124
21 -	16.608	20.809	118.7	10.266	15.417	116.8	1:03.100	93.59	0.359	10:40:35.224
22 -	16.614	20.778	119.6	10.109	15.363	117.6	1:02.864 (2)	93.94	0.123	10:41:38.088
23 -	16.550	20.872	119.8	10.209	15.287	118.0	1:02.918	93.86	0.177	10:42:41.006
24 -	16.443	20.774	122.9	10.374	15.545	115.3	1:03.136	93.53	0.395	10:43:44.142
25 -	17.016	21.016	120.2	10.141	15.417	117.0	1:03.590	92.87	0.849	10:44:47.732
26 -	16.467	20.723	119.8	10.165	15.386	116.8	1:02.741 (1)	94.12		10:45:50.473

Weather / Track : Cloudy / Dry

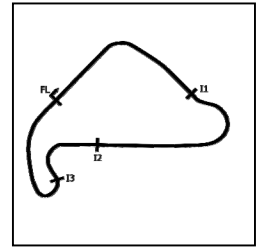
Silverstone National
Circuit Length = 1.6404 miles
Start: 10:15 Flag 10:45 End: 10:46

MCRCB BULLETIN TK107

2020 Bennetts British Superbike Championship - Round 3

2020 Honda British Talent Cup

QUALIFYING - SECTOR ANALYSIS



SECTOR 1 = FL to I1, SECTOR 2 = I1 to I2 SECTOR 3 = I2 to I3, SECTOR 4 = I3 to FL, DIFF = Difference To Personal Best Lap, P = Crossed Finish Line in Pit Lane, D = Time Disallowed

P11 44		Lucas HILL				Honda - Ashcourt Racing			
IDEAL LAP TIME : 1:02.742		BEST LAP TIME : 1:02.742		DIFFERENCE : 0.000					
LAP	SECTOR 1	SECTOR 2	SECTOR 3	SECTOR 4	LAP TIME	MPH	DIFF	TIME OF DAY	
1 -	OUTLAP	24.604	114.5	12.474	17.224	109.0		10:16:45.075	
2 -	17.935	21.994	117.3	11.690	16.110	113.5	1:07.729	87.19 4.987 10:17:52.804	
3 -	17.501	21.727	118.1	10.709	15.642	113.5	1:05.579	90.05 2.837 10:18:58.383	
4 -	17.283	21.176	119.1	10.489	15.567	114.7	1:04.515	91.53 1.773 10:20:02.898	
5 -	17.020	21.231	119.6	10.501	15.484	114.5	1:04.236	91.93 1.494 10:21:07.134	
6 -	16.878	21.251	119.4	10.274	15.601	112.4	1:04.004	92.27 1.262 10:22:11.138	
7 -	16.938	21.156	119.8	10.310	15.592	113.3	1:03.996	92.28 1.254 10:23:15.134	
8 -	16.926	23.313	113.7	10.836	15.772	112.2	1:06.847	88.34 4.105 10:24:21.981	
9 -	17.959	21.189	120.2	10.423	15.576	113.9	1:05.147	90.65 2.405 10:25:27.128	
10 -	16.899	21.062	119.6	10.401	15.530	112.8	1:03.892	92.43 1.150 10:26:31.020	
11 -	16.866	21.001	119.1	10.468	15.644	113.5	1:03.979	92.30 1.237 10:27:34.999	
12 -	16.755	20.988	118.9	10.238	15.538	114.1	1:03.519 (3)	92.97 0.777 10:28:38.518	
13 -	16.699	21.036	117.7	10.309	15.567	114.1	1:03.611	92.84 0.869 10:29:42.129	
14 -	17.422	24.015	113.5	10.641	15.407	115.9	1:07.485	87.51 4.743 10:30:49.614	
15 -	16.652	21.081	119.4	10.495	IN PIT		1:12.719 P	81.21 9.977 10:32:02.333	
16 -	OUTLAP	22.369	117.1	10.591	15.399	117.4	2:03.695	47.74 1:00.953 10:34:06.028	
17 -	16.901	22.256	117.9	10.518	15.609	114.9	1:05.284	90.46 2.542 10:35:11.312	
18 -	16.558	20.765	122.2	10.125	15.294	114.7	1:02.742 (1)	94.12 10:36:14.054	
19 -	17.650	21.616	118.5	10.398	15.656	114.3	1:05.320	90.41 2.578 10:37:19.374	
20 -	16.844	21.084	119.6	10.275	15.526	114.3	1:03.729	92.66 0.987 10:38:23.103	
21 -	17.002	21.161	119.1	10.372	15.543	114.9	1:04.078	92.16 1.336 10:39:27.181	
22 -	16.793	21.088	119.4	10.181	15.520	113.9	1:03.582	92.88 0.840 10:40:30.763	
23 -	16.851	21.064	118.3	10.366	15.425	115.3	1:03.706	92.70 0.964 10:41:34.469	
24 -	16.811	21.550	118.3	10.785	15.575	113.5	1:04.721	91.24 1.979 10:42:39.190	
25 -	16.881	21.596	117.5	10.420	15.770	113.3	1:04.667	91.32 1.925 10:43:43.857	
26 -	17.216	21.170	117.7	10.288	15.430	115.5	1:04.104	92.12 1.362 10:44:47.961	
27 -	16.723	20.893	119.6	10.217	15.338	115.3	1:03.171 (2)	93.48 0.429 10:45:51.132	

P12 37		Corey TINKER				Honda - Stauff Fluid Power Academy			
IDEAL LAP TIME : 1:02.674		BEST LAP TIME : 1:02.921		DIFFERENCE : 0.247					
LAP	SECTOR 1	SECTOR 2	SECTOR 3	SECTOR 4	LAP TIME	MPH	DIFF	TIME OF DAY	
1 -	OUTLAP	26.398	112.9	11.419	16.434	114.3		10:16:19.025	
2 -	17.146	21.753	120.0	10.758	15.712	116.3	1:05.369	90.34 2.448 10:17:24.394	
3 -	16.877	21.217	118.3	10.299	15.704	114.1	1:04.097	92.13 1.176 10:18:28.491	
4 -	17.138	21.385	117.3	10.367	15.783	114.7	1:04.673	91.31 1.752 10:19:33.164	
5 -	16.991	21.270	116.5	10.475	15.621	113.9	1:04.357	91.76 1.436 10:20:37.521	
6 -	16.903	21.223	116.3	10.342	15.718	113.3	1:04.186	92.00 1.265 10:21:41.707	
7 -	16.942	21.250	116.7	10.289	15.648	113.3	1:04.129	92.09 1.208 10:22:45.836	
8 -	16.955	21.202	116.7	10.514	IN PIT		1:14.741 P	79.01 11.820 10:24:00.577	
9 -	OUTLAP	25.886	107.2	11.199	15.973	113.5	5:08.270	19.15 4:05.349 10:29:08.847	
10 -	17.091	21.635	115.9	10.639	15.683	113.3	1:05.048	90.78 2.127 10:30:13.895	
11 -	16.869	22.420	113.9	10.545	15.628	114.7	1:05.462	90.21 2.541 10:31:19.357	
12 -	16.820	21.540	115.3	10.154	15.463	117.0	1:03.977	92.30 1.056 10:32:23.334	
13 -	16.608	20.863	119.6	10.228	15.380	117.2	1:03.079 (2)	93.62 0.158 10:33:26.413	
14 -	16.550	20.985	119.6	10.143	15.444	117.0	1:03.122 (3)	93.55 0.201 10:34:29.535	
15 -	16.661	20.870	120.4	10.309	15.381	117.2	1:03.221	93.41 0.300 10:35:32.756	
16 -	16.557	21.119	116.3	10.340	15.385	117.0	1:03.401	93.14 0.480 10:36:36.157	
17 -	16.634	21.071	118.5	10.616	15.737	117.4	1:04.058	92.19 1.137 10:37:40.215	
18 -	16.472	20.933	118.5	10.214	15.302	116.1	1:02.921 (1)	93.85 10:38:43.136	
19 -	16.918	20.978	117.7	10.037	15.406	115.5	1:03.339	93.23 0.418 10:39:46.475	
20 -	16.719	21.581	117.5	10.386	15.408	117.0	1:04.094	92.14 1.173 10:40:50.569	
21 -	16.650	21.039	118.3	10.184	15.545	115.5	1:03.418	93.12 0.497 10:41:53.987	
22 -	16.849	21.327	114.7	10.672	15.315	116.8	1:04.163	92.04 1.242 10:42:58.150	
23 -	16.552	20.944	118.5	10.386	15.529	114.3	1:03.411	93.13 0.490 10:44:01.561	
24 -	16.798	21.094	116.7	10.215	15.383	114.9	1:03.490	93.01 0.569 10:45:05.051	

Weather / Track : Cloudy / Dry

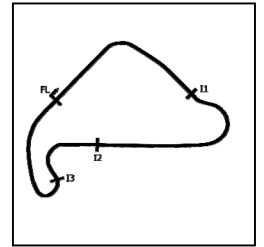
Silverstone National
Circuit Length = 1.6404 miles
Start: 10:15 Flag 10:45 End: 10:46

MCRCB BULLETIN TK107

2020 Bennetts British Superbike Championship - Round 3

2020 Honda British Talent Cup

QUALIFYING - SECTOR ANALYSIS



SECTOR 1 = FL to I1, SECTOR 2 = I1 to I2 SECTOR 3 = I2 to I3, SECTOR 4 = I3 to FL, DIFF = Difference To Personal Best Lap, P = Crossed Finish Line in Pit Lane, D = Time Disallowed

P13 7		Jamie LYONS		Honda - Jamie Lyons Racing					
IDEAL LAP TIME : 1:02.787		BEST LAP TIME : 1:02.992		DIFFERENCE : 0.205					
LAP	SECTOR 1	SECTOR 2	SECTOR 3	SECTOR 4	LAP TIME	MPH	DIFF	TIME OF DAY	
1 -	OUTLAP	24.175	116.3	12.464	16.488	114.3		10:16:21.561	
2 -	17.657	22.082	118.9	10.963	15.939	114.5	1:06.641	88.61 3.649 10:17:28.202	
3 -	17.318	22.059	121.3	11.467	16.001	116.1	1:06.845	88.34 3.853 10:18:35.047	
4 -	17.399	21.471	121.7	10.541	15.496	117.0	1:04.907	90.98 1.915 10:19:39.954	
5 -	16.728	21.431	120.2	10.579	15.564	117.8	1:04.302	91.84 1.310 10:20:44.256	
6 -	17.081	21.234	119.1	10.573	15.604	115.3	1:04.492	91.57 1.500 10:21:48.748	
7 -	16.755	21.136	120.0	10.305	15.399	117.0	1:03.595	92.86 0.603 10:22:52.343	
8 -	16.477	21.299	121.5	10.972	15.511	116.8	1:04.259	91.90 1.267 10:23:56.602	
9 -	16.812	21.185	120.6	10.316	15.458	118.0	1:03.771	92.60 0.779 10:25:00.373	
10 -	16.588	20.973	121.1	10.479	15.381	116.8	1:03.421	93.11 0.429 10:26:03.794	
11 -	16.764	20.985	119.8	10.150	15.541	117.0	1:03.440	93.09 0.448 10:27:07.234	
12 -	16.791	22.737	110.1	10.678	15.814	115.9	1:06.020	89.45 3.028 10:28:13.254	
13 -	16.681	21.104	117.7	10.290	15.572	115.3	1:03.647	92.78 0.655 10:29:16.901	
14 -	16.657	21.202	116.9	10.220	15.585	115.5	1:03.664	92.76 0.672 10:30:20.565	
15 -	16.708	21.105	116.9	10.203	15.624	115.5	1:03.640	92.79 0.648 10:31:24.205	
16 -	16.705	21.247	116.7	10.164	15.576	115.1	1:03.692	92.72 0.700 10:32:27.897	
17 -	16.713	21.188	116.9	10.170	15.595	114.9	1:03.666	92.76 0.674 10:33:31.563	
18 -	16.963	21.208	116.9	10.163	15.685	114.3	1:04.019 D	92.24 1.027 10:34:35.582	
19 -	16.778	21.120	117.9	10.163	15.482	115.5	1:03.543	92.93 0.551 10:35:39.125	
20 -	16.490	21.053	119.1	10.288	15.478	117.8	1:03.309	93.28 0.317 10:36:42.434	
21 -	16.857	21.004	120.9	10.221	15.535	116.8	1:03.617	92.83 0.625 10:37:46.051	
22 -	16.681	21.078	118.5	10.107	15.436	116.8	1:03.302 (3)	93.29 0.310 10:38:49.353	
23 -	16.597	20.917	118.9	10.060	15.418	116.3	1:02.992 (1)	93.75 10:39:52.345	
24 -	16.607	20.978	117.9	10.121	15.454	115.3	1:03.160 (2)	93.50 0.168 10:40:55.505	
25 -	16.635	21.075	118.5	10.136	15.586	115.5	1:03.432	93.10 0.440 10:41:58.937	
26 -	16.720	21.221	117.7	10.138	15.661	114.9	1:03.740	92.65 0.748 10:43:02.677	
27 -	16.756	21.161	118.1	10.210	15.570	115.1	1:03.697	92.71 0.705 10:44:06.374	
28 -	16.756	21.129	117.9	10.012	15.494	114.9	1:03.391	93.16 0.399 10:45:09.765	

P14 74		James COOK		Honda - Wilson Racing					
IDEAL LAP TIME : 1:02.827		BEST LAP TIME : 1:03.096		DIFFERENCE : 0.269					
LAP	SECTOR 1	SECTOR 2	SECTOR 3	SECTOR 4	LAP TIME	MPH	DIFF	TIME OF DAY	
1 -	OUTLAP	25.010	108.7	12.865	16.329	115.3		10:16:22.582	
2 -	17.117	21.921	120.2	11.162	15.910	119.1	1:06.110	89.33 3.014 10:17:28.692	
3 -	17.099	21.593	124.0	11.520	15.836	120.2	1:06.048	89.41 2.952 10:18:34.740	
4 -	17.197	21.771	120.0	11.023	15.659	117.4	1:05.650	89.95 2.554 10:19:40.390	
5 -	16.684	21.030	121.1	10.881	15.336	121.1	1:03.931	92.37 0.835 10:20:44.321	
6 -	16.631	21.028	121.5	10.584	15.337	118.2	1:03.580	92.88 0.484 10:21:47.901	
7 -	16.683	21.156	119.8	10.493	15.434	117.0	1:03.766	92.61 0.670 10:22:51.667	
8 -	16.597	21.166	119.1	10.946	15.554	115.7	1:04.263	91.89 1.167 10:23:55.930	
9 -	16.752	21.055	118.3	10.418	15.547	115.3	1:03.772	92.60 0.676 10:24:59.702	
10 -	16.702	21.048	117.1	10.508	15.456	115.3	1:03.714	92.69 0.618 10:26:03.416	
11 -	16.645	21.020	118.5	10.347	15.676	114.5	1:03.688	92.72 0.592 10:27:07.104	
12 -	16.848	23.219	85.1	11.143	15.450	117.4	1:06.660	88.59 3.564 10:28:13.764	
13 -	16.862	21.148	119.1	10.436	15.479	117.0	1:03.925	92.38 0.829 10:29:17.689	
14 -	16.627	21.308	116.9	10.361	15.357	116.1	1:03.653	92.77 0.557 10:30:21.342	
15 -	16.727	20.894	117.5	10.325	IN PIT		1:13.176 P	80.70 10.080 10:31:34.518	
16 -	OUTLAP	24.517	79.8	11.185	15.804	113.7	2:19.632	42.29 1:16.536 10:33:54.150	
17 -	17.122	21.668	114.9	10.485	15.748	113.9	1:05.023	90.82 1.927 10:34:59.173	
18 -	16.771	20.978	118.1	10.129	15.522	115.3	1:03.400	93.14 0.304 10:36:02.573	
19 -	16.558	20.905	119.8	10.357	15.324	118.0	1:03.144 (2)	93.52 0.048 10:37:05.717	
20 -	16.681	20.934	117.3	10.269	15.362	115.3	1:03.246	93.37 0.150 10:38:08.963	
21 -	16.648	20.850	117.7	10.261	15.337	116.1	1:03.096 (1)	93.59 10:39:12.059	
22 -	16.671	20.999	117.9	10.275	15.325	116.3	1:03.270	93.34 0.174 10:40:15.329	
23 -	16.625	20.876	118.5	10.913	15.290	116.3	1:03.704	92.70 0.608 10:41:19.033	
24 -	16.692	20.879	118.5	10.222	15.441	114.9	1:03.234	93.39 0.138 10:42:22.267	
25 -	16.638	20.862	118.9	10.335	15.337	115.7	1:03.172 (3)	93.48 0.076 10:43:25.439	
26 -	16.607	21.068	118.1	10.341	15.372	115.9	1:03.388	93.16 0.292 10:44:28.827	
27 -	16.624	20.987	118.5	10.279	15.370	116.8	1:03.260	93.35 0.164 10:45:32.087	

Weather / Track : Cloudy / Dry

Silverstone National

Circuit Length = 1.6404 miles

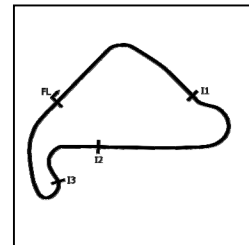
Start: 10:15 Flag 10:45 End: 10:46

MCRCB BULLETIN TK107

2020 Bennetts British Superbike Championship - Round 3

2020 Honda British Talent Cup

QUALIFYING - SECTOR ANALYSIS



SECTOR 1 = FL to I1, SECTOR 2 = I1 to I2 SECTOR 3 = I2 to I3, SECTOR 4 = I3 to FL, DIFF = Difference To Personal Best Lap, P = Crossed Finish Line in Pit Lane, D = Time Disallowed

P15 66		Annabel THOMAS				Honda - Microlise Cresswell Racing					
IDEAL LAP TIME : 1:03.046		BEST LAP TIME : 1:03.103				DIFFERENCE : 0.057					
LAP	SECTOR 1	SECTOR 2		SECTOR 3		SECTOR 4		LAP TIME	MPH	DIFF	TIME OF DAY
1 -	OUTLAP	23.804	106.1	12.439	16.455	115.7					10:16:20.822
2 -	17.272	21.901	122.2	10.853	16.032	115.3	1:06.058	89.40	2.955		10:17:26.880
3 -	18.042	21.666	120.2	11.467	16.002	117.0	1:07.177	87.91	4.074		10:18:34.057
4 -	17.841	21.651	120.9	10.466	15.664	117.8	1:05.622	89.99	2.519		10:19:39.679
5 -	16.783	21.247	122.9	10.438	15.575	117.2	1:04.043	92.21	0.940		10:20:43.722
6 -	16.857	21.097	120.6	10.456	15.718	115.5	1:04.128	92.09	1.025		10:21:47.850
7 -	16.890	21.267	121.5	10.503	15.516	117.6	1:04.176	92.02	1.073		10:22:52.026
8 -	16.560	21.263	122.4	10.708	15.536	118.0	1:04.067	92.17	0.964		10:23:56.093
9 -	16.676	21.078	121.1	10.536	15.504	117.6	1:03.794	(3)	92.57	0.691	10:24:59.887
10 -	16.642	21.099	120.2	10.562	15.539	116.3	1:03.842	92.50	0.739		10:26:03.729
11 -	16.976	21.542	118.3	11.331	IN PIT		1:15.597	P	78.12	12.494	10:27:19.326
12 -	OUTLAP	22.405	118.7	10.847	15.962	113.3	9:06.473	10.80	8:03.370		10:36:25.799
13 -	17.063	21.310	118.9	10.483	15.705	115.7	1:04.561	91.47	1.458		10:37:30.360
14 -	16.898	21.187	118.7	10.196	15.711	115.1	1:03.992	92.28	0.889		10:38:34.352
15 -	17.082	21.227	118.9	10.628	15.699	115.3	1:04.636	91.36	1.533		10:39:38.988
16 -	16.925	21.047	118.7	10.227	15.647	115.1	1:03.846	92.49	0.743		10:40:42.834
17 -	16.796	21.046	119.1	10.205	15.554	115.3	1:03.601	(2)	92.85	0.498	10:41:46.435
18 -	16.826	21.107	119.1	10.464	15.721	114.5	1:04.118	92.10	1.015		10:42:50.553
19 -	16.803	21.246	118.9	10.303	15.633	115.3	1:03.985	92.29	0.882		10:43:54.538
20 -	16.799	21.077	118.5	10.336	15.608	115.3	1:03.820	92.53	0.717		10:44:58.358
21 -	16.617	20.931	121.7	10.156	15.399	117.0	1:03.103	(1)	93.58		10:46:01.461

P16 46		Elliott DUFTON				Honda - D&D Racing					
IDEAL LAP TIME : 1:02.876		BEST LAP TIME : 1:03.145				DIFFERENCE : 0.269					
LAP	SECTOR 1	SECTOR 2		SECTOR 3		SECTOR 4		LAP TIME	MPH	DIFF	TIME OF DAY
1 -	OUTLAP	23.535	111.4	12.104	16.352	111.2					10:16:47.167
2 -	17.562	21.814	113.5	10.959	15.818	114.3	1:06.153	89.27	3.008		10:17:53.320
3 -	17.035	21.768	113.5	11.260	IN PIT		1:12.155	P	81.84	9.010	10:19:05.475
4 -	OUTLAP	22.173	113.9	10.519	15.609	113.5	1:23.474	70.74	20.329		10:20:28.949
5 -	17.070	21.154	119.8	10.119	15.728	115.3	1:04.071	92.17	0.926		10:21:33.020
6 -	16.879	21.075	120.2	10.105	15.472	115.9	1:03.531	92.95	0.386		10:22:36.551
7 -	16.652	20.834	118.9	10.195	15.464	113.9	1:03.145	(1)	93.52		10:23:39.696
8 -	16.688	21.067	118.9	10.335	15.710	114.5	1:03.800	92.56	0.655		10:24:43.496
9 -	16.838	21.384	114.7	10.929	IN PIT		1:11.613	P	82.46	8.468	10:25:55.109
10 -	OUTLAP	21.951	116.5	10.358	15.523	114.5	1:48.090	54.63	44.945		10:27:43.199
11 -	16.764	21.200	116.3	10.351	15.526	114.1	1:03.841	92.50	0.696		10:28:47.040
12 -	16.716	21.459	113.7	10.226	15.497	114.9	1:03.898	92.42	0.753		10:29:50.938
13 -	16.786	21.063	115.9	10.286	15.422	113.7	1:03.557	92.91	0.412		10:30:54.495
14 -	16.711	21.167	117.3	10.116	15.512	115.5	1:03.506	92.99	0.361		10:31:58.001
15 -	16.753	21.372	115.5	10.790	15.817	115.7	1:04.732	91.23	1.587		10:33:02.733
16 -	16.687	21.176	117.5	10.441	15.298	117.4	1:03.602	92.85	0.457		10:34:06.335
17 -	16.656	21.220	116.1	10.202	15.487	114.5	1:03.565	92.90	0.420		10:35:09.900
18 -	16.769	21.048	117.5	10.092	15.481	114.9	1:03.390	(3)	93.16	0.245	10:36:13.290
19 -	17.706	22.819	104.6	10.899	IN PIT		1:15.808	P	77.90	12.663	10:37:29.098
20 -	OUTLAP	22.356	113.7	10.397	15.471	114.7	1:48.671	54.34	45.526		10:39:17.769
21 -	17.844	21.635	113.9	10.391	15.527	114.9	1:05.397	90.30	2.252		10:40:23.166
22 -	16.804	21.028	117.5	10.215	15.519	114.9	1:03.566	92.90	0.421		10:41:26.732
23 -	16.748	21.042	117.3	10.194	15.379	115.5	1:03.363	(2)	93.20	0.218	10:42:30.095
24 -	16.878	22.380	115.1	10.438	15.515	114.5	1:05.211	90.56	2.066		10:43:35.306
25 -	16.739	21.171	117.7	10.128	15.387	114.9	1:03.425	93.11	0.280		10:44:38.731
26 -	16.715	21.137	117.9	10.217	15.379	116.1	1:03.448	93.07	0.303		10:45:42.179

Weather / Track : Cloudy / Dry

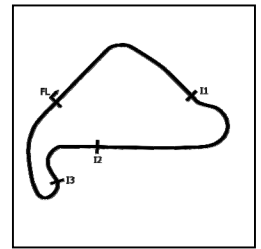
Silverstone National
 Circuit Length = 1.6404 miles
 Start: 10:15 Flag 10:45 End: 10:46

MCRCB BULLETIN TK107

2020 Bennetts British Superbike Championship - Round 3

2020 Honda British Talent Cup

QUALIFYING - SECTOR ANALYSIS



SECTOR 1 = FL to I1, SECTOR 2 = I1 to I2 SECTOR 3 = I2 to I3, SECTOR 4 = I3 to FL, DIFF = Difference To Personal Best Lap, P = Crossed Finish Line in Pit Lane, D = Time Disallowed

P17 69 Gary SCOTT		Honda - Scott Racing							
IDEAL LAP TIME : 1:03.148		BEST LAP TIME : 1:03.326		DIFFERENCE : 0.178					
LAP	SECTOR 1	SECTOR 2	SECTOR 3	SECTOR 4	LAP TIME	MPH	DIFF	TIME OF DAY	
1 -	OUTLAP	24.037	119.6	12.244	16.998	109.6		10:16:22.511	
2 -	17.640	22.131	117.7	10.704	16.245	115.3	1:06.720	88.51 3.394 10:17:29.231	
3 -	17.164	21.822	122.4	11.206	16.155	116.8	1:06.347	89.01 3.021 10:18:35.578	
4 -	17.228	21.887	120.4	10.362	15.851	115.1	1:05.328	90.40 2.002 10:19:40.906	
5 -	17.002	21.464	119.6	10.163	15.777	115.1	1:04.406	91.69 1.080 10:20:45.312	
6 -	17.293	21.686	116.7	10.187	15.898	113.1	1:05.064	D 90.76 1.738 10:21:50.376	
7 -	17.064	21.362	117.5	10.231	15.964	112.8	1:04.621	91.38 1.295 10:22:54.997	
8 -	17.726	25.697	105.8	10.845	IN PIT		1:20.269	P 73.57 16.943 10:24:15.266	
9 -	OUTLAP	22.331	109.2	10.534	15.988	114.9	3:58.460	24.76 2:55.134 10:28:13.726	
10 -	16.930	21.377	118.9	10.411	15.767	115.1	1:04.485	91.58 1.159 10:29:18.211	
11 -	18.875	34.084	53.0	15.027	18.228	104.5	1:26.214	68.50 22.888 10:30:44.425	
12 -	17.849	25.008	97.3	11.087	16.645	112.8	1:10.589	83.66 7.263 10:31:55.014	
13 -	17.103	21.342	118.1	10.316	15.695	114.9	1:04.456	91.62 1.130 10:32:59.470	
14 -	17.927	22.614	118.1	10.357	15.591	115.7	1:06.489	88.82 3.163 10:34:05.959	
15 -	16.850	21.397	116.9	10.447	15.658	115.7	1:04.352	91.77 1.026 10:35:10.311	
16 -	16.677	21.247	118.7	9.979	15.770	114.3	1:03.673	(2) 92.74 0.347 10:36:13.984	
17 -	18.932	22.925	91.5	11.496	IN PIT		1:17.824	P 75.88 14.498 10:37:31.808	
18 -	OUTLAP	21.877	116.9	10.662	15.863	113.7	1:48.871	54.24 45.545 10:39:20.679	
19 -	17.112	21.211	117.5	10.236	15.694	114.9	1:04.253	91.91 0.927 10:40:24.932	
20 -	16.893	21.175	118.1	10.205	15.643	115.3	1:03.916	(3) 92.39 0.590 10:41:28.848	
21 -	17.081	24.624	81.3	13.511	15.654	115.7	1:10.870	D 83.33 7.544 10:42:39.718	
22 -	16.919	21.288	120.0	10.449	15.705	114.9	1:04.361	91.75 1.035 10:43:44.079	
23 -	17.156	21.380	119.8	10.211	15.626	115.7	1:04.373	91.74 1.047 10:44:48.452	
24 -	16.789	21.022	119.8	10.045	15.470	115.1	1:03.326	(1) 93.25 10:45:51.778	

P18 65 Alexander ROWAN		Honda - Alexander Rowan Racing							
IDEAL LAP TIME : 1:03.019		BEST LAP TIME : 1:03.505		DIFFERENCE : 0.486					
LAP	SECTOR 1	SECTOR 2	SECTOR 3	SECTOR 4	LAP TIME	MPH	DIFF	TIME OF DAY	
1 -	OUTLAP	23.649	110.3	13.234	17.279	111.6		10:18:10.052	
2 -	18.369	22.196	118.9	11.580	16.812	113.5	1:08.957	85.64 5.452 10:19:19.009	
3 -	17.456	21.450	119.4	11.115	16.250	115.3	1:06.271	89.11 2.766 10:20:25.280	
4 -	17.184	22.479	114.3	11.435	IN PIT		1:15.973	P 77.73 12.468 10:21:41.253	
5 -	OUTLAP	21.685	120.4	11.053	16.814	112.4	2:28.089	39.87 1:24.584 10:24:09.342	
6 -	17.355	21.208	119.6	10.583	15.684	115.5	1:04.830	91.09 1.325 10:25:14.172	
7 -	17.021	21.056	121.1	10.265	15.849	115.3	1:04.191	92.00 0.686 10:26:18.363	
8 -	16.753	20.847	120.4	10.361	15.544	117.2	1:03.505	(1) 92.99 10:27:21.868	
9 -	16.718	20.946	121.1	10.376	15.507	117.2	1:03.547	(2) 92.93 0.042 10:28:25.415	
10 -	16.576	20.849	121.5	10.865	15.734	117.8	1:04.024	92.24 0.519 10:29:29.439	
11 -	16.802	21.646	120.9	11.312	15.549	115.9	1:05.309	90.42 1.804 10:30:34.748	
12 -	16.841	20.887	120.4	10.408	15.515	115.9	1:03.651	92.78 0.146 10:31:38.399	
13 -	16.891	21.083	119.6	10.609	15.446	116.3	1:04.029	92.23 0.524 10:32:42.428	
14 -	16.748	21.231	119.8	10.493	15.473	115.5	1:03.945	92.35 0.440 10:33:46.373	
15 -	16.724	21.476	120.0	11.077	15.882	114.5	1:05.159	90.63 1.654 10:34:51.532	
16 -	16.713	21.057	120.4	10.366	15.507	115.3	1:03.643	(3) 92.79 0.138 10:35:55.175	
17 -	16.801	21.224	120.4	10.385	15.427	117.0	1:03.837	92.51 0.332 10:36:59.012	
18 -	16.689	20.994	122.4	10.360	16.053	117.2	1:04.096	92.13 0.591 10:38:03.108	
19 -	16.699	20.751	122.6	10.754	15.892	117.4	1:04.096	92.13 0.591 10:39:07.204	
20 -	17.218	20.889	120.6	10.515	15.703	115.9	1:04.325	91.80 0.820 10:40:11.529	
21 -	17.108	20.930	120.6	10.542	15.540	117.8	1:04.120	92.10 0.615 10:41:15.649	
22 -	17.577	21.933	119.4	10.959	IN PIT		1:14.608	P 79.15 11.103 10:42:30.257	

Weather / Track : Cloudy / Dry

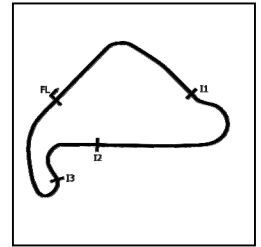
Silverstone National
Circuit Length = 1.6404 miles
Start: 10:15 Flag 10:45 End: 10:46

MCRCB BULLETIN TK107

2020 Bennetts British Superbike Championship - Round 3

2020 Honda British Talent Cup

QUALIFYING - SECTOR ANALYSIS



SECTOR 1 = FL to I1, SECTOR 2 = I1 to I2 SECTOR 3 = I2 to I3, SECTOR 4 = I3 to FL, DIFF = Difference To Personal Best Lap, P = Crossed Finish Line in Pit Lane, D = Time Disallowed

P19 11		Rossi DOBSON				Honda - Rossi Dobson					
IDEAL LAP TIME : 1:03.572		BEST LAP TIME : 1:03.592				DIFFERENCE : 0.020					
LAP	SECTOR 1	SECTOR 2		SECTOR 3		SECTOR 4		LAP TIME	MPH	DIFF	TIME OF DAY
1 -	OUTLAP	24.506	104.0	13.700	16.901	111.0					10:16:16.671
2 -	18.590	22.560	117.1	12.009	16.529	114.5	1:09.688	84.74	6.096		10:17:26.359
3 -	17.810	21.938	117.5	11.784	16.044	117.4	1:07.576	87.39	3.984		10:18:33.935
4 -	18.213	21.929	120.2	11.417	15.765	118.7	1:07.324	87.72	3.732		10:19:41.259
5 -	17.086	21.716	120.0	11.210	15.824	118.4	1:05.836	89.70	2.244		10:20:47.095
6 -	17.186	21.435	119.6	10.936	15.796	116.6	1:05.353	90.36	1.761		10:21:52.448
7 -	17.060	21.487	120.2	10.966	15.630	118.2	1:05.143	90.65	1.551		10:22:57.591
8 -	17.060	21.604	118.3	10.870	15.752	115.1	1:05.286	90.45	1.694		10:24:02.877
9 -	17.053	21.427	118.3	10.599	15.849	114.5	1:04.928	90.95	1.336		10:25:07.805
10 -	16.984	23.441	106.8	12.294	19.164	112.0	1:11.883	82.15	8.291		10:26:19.688
11 -	17.292	21.395	117.5	10.731	15.941	114.9	1:05.359	90.35	1.767		10:27:25.047
12 -	17.060	21.242	117.1	10.689	15.725	115.1	1:04.716	91.25	1.124		10:28:29.763
13 -	16.884	21.325	116.5	10.681	15.669	114.9	1:04.559	91.47	0.967		10:29:34.322
14 -	17.022	21.364	116.9	10.656	15.796	115.5	1:04.838	91.08	1.246		10:30:39.160
15 -	16.979	21.689	117.5	10.732	15.689	114.9	1:05.089	90.73	1.497		10:31:44.249
16 -	17.003	21.306	116.9	10.563	15.680	114.9	1:04.552	91.48	0.960		10:32:48.801
17 -	16.941	21.282	117.5	10.556	15.546	115.7	1:04.325	91.80	0.733		10:33:53.126
18 -	16.884	21.283	117.9	10.474	15.476	116.3	1:04.117	92.10	0.525		10:34:57.243
19 -	16.839	21.246	117.1	10.564	15.593	115.5	1:04.242	91.92	0.650		10:36:01.485
20 -	16.816	21.303	118.1	10.527	15.544	117.0	1:04.190	92.00	0.598		10:37:05.675
21 -	17.009	21.120	120.2	10.593	15.617	117.2	1:04.339	91.78	0.747		10:38:10.014
22 -	16.732	21.074	118.3	10.290	15.496	116.1	1:03.592 (1)	92.86			10:39:13.606
23 -	16.776	21.249	117.7	10.414	15.512	115.7	1:03.951 (2)	92.34	0.359		10:40:17.557
24 -	16.887	21.122	117.9	10.467	15.555	115.7	1:04.031	92.23	0.439		10:41:21.588
25 -	16.878	21.211	117.9	10.296	15.631	115.5	1:04.016 (3)	92.25	0.424		10:42:25.604
26 -	16.825	21.195	118.3	10.471	15.539	115.3	1:04.030	92.23	0.438		10:43:29.634
27 -	16.994	21.260	117.7	10.568	15.603	115.9	1:04.425	91.66	0.833		10:44:34.059
28 -	16.772	21.420	116.9	11.218	16.819	102.7	1:06.229	89.17	2.637		10:45:40.288

P20 14		Evann PENDRILL				Honda - VHC Racing					
IDEAL LAP TIME : 1:03.492		BEST LAP TIME : 1:03.962				DIFFERENCE : 0.470					
LAP	SECTOR 1	SECTOR 2		SECTOR 3		SECTOR 4		LAP TIME	MPH	DIFF	TIME OF DAY
1 -	OUTLAP	23.425	114.7	11.492	15.999	114.9					10:16:20.174
2 -	17.615	22.210	115.1	10.620	16.141	112.6	1:06.586	88.69	2.624		10:17:26.760
3 -	17.719	22.130	115.5	10.639	16.015	112.0	1:06.503	88.80	2.541		10:18:33.263
4 -	16.970	21.649	113.1	10.355	15.732	112.8	1:04.706	91.26	0.744		10:19:37.969
5 -	16.843	21.513	113.7	10.344	15.765	114.3	1:04.465	91.61	0.503		10:20:42.434
6 -	16.990	21.378	115.3	10.163	15.838	112.4	1:04.369	91.74	0.407		10:21:46.803
7 -	16.973	21.499	113.1	10.166	15.760	111.8	1:04.398	91.70	0.436		10:22:51.201
8 -	16.794	21.505	114.7	10.573	15.849	111.2	1:04.721	91.24	0.759		10:23:55.922
9 -	17.030	21.315	116.3	10.278	15.694	113.1	1:04.317	91.82	0.355		10:25:00.239
10 -	16.908	20.959	118.3	10.452	15.643	114.5	1:03.962 (1)	92.33			10:26:04.201
11 -	16.767	21.525	116.1	10.376	15.764	112.2	1:04.432	91.65	0.470		10:27:08.633
12 -	16.842	21.530	114.3	10.330	15.913	111.6	1:04.615	91.39	0.653		10:28:13.248
13 -	16.789	21.379	114.5	10.257	15.792	112.8	1:04.217 (3)	91.96	0.255		10:29:17.465
14 -	16.798	21.562	112.2	10.349	15.603	113.1	1:04.312	91.82	0.350		10:30:21.777
15 -	16.837	21.621	112.5	10.344	IN PIT		1:12.975	P	80.92	9.013	10:31:34.752
16 -	OUTLAP	22.059	111.2	10.607	16.104	110.7	2:15.350	43.63	1:11.388		10:33:50.102
17 -	17.187	21.558	111.4	10.385	15.956	110.5	1:05.086	90.73	1.124		10:34:55.188
18 -	17.150	21.624	111.2	10.360	15.868	109.9	4:05.002	D	90.85	1.040	10:36:00.190
19 -	17.114	21.790	110.0	10.327	15.966	110.5	1:05.197	90.58	1.235		10:37:05.387
20 -	17.103	21.334	114.1	10.262	15.669	112.4	1:04.368	91.74	0.406		10:38:09.755
21 -	16.957	21.502	115.9	10.269	15.653	113.1	1:04.381	91.72	0.419		10:39:14.136
22 -	17.057	21.413	112.5	10.383	15.694	113.3	1:04.547	91.49	0.585		10:40:18.683
23 -	16.974	21.490	112.7	10.321	15.697	113.1	1:04.482	91.58	0.520		10:41:23.165
24 -	16.883	21.406	112.9	10.188	15.705	112.8	1:04.182 (2)	92.01	0.220		10:42:27.347
25 -	16.886	21.615	113.7	10.175	15.751	111.4	1:04.427	91.66	0.465		10:43:31.774
26 -	17.095	21.493	112.0	10.273	15.756	111.6	1:04.617	91.39	0.655		10:44:36.391
27 -	17.090	21.394	112.9	10.338	15.807	112.2	1:04.629	91.37	0.667		10:45:41.020

Silverstone National
 Circuit Length = 1.6404 miles
 Start: 10:15 Flag 10:45 End: 10:46

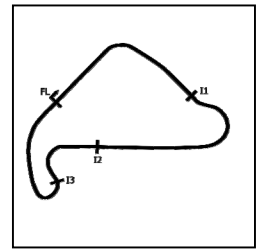
Weather / Track : Cloudy / Dry

MCRCB BULLETIN TK107

2020 Bennetts British Superbike Championship - Round 3

2020 Honda British Talent Cup

QUALIFYING - SECTOR ANALYSIS



SECTOR 1 = FL to I1, SECTOR 2 = I1 to I2 SECTOR 3 = I2 to I3, SECTOR 4 = I3 to FL, DIFF = Difference To Personal Best Lap, P = Crossed Finish Line in Pit Lane, D = Time Disallowed

P21 2		Rhys COATES				Honda - Ernie Coates Race Support					
IDEAL LAP TIME : 1:03.872		BEST LAP TIME : 1:04.021				DIFFERENCE : 0.149					
LAP	SECTOR 1	SECTOR 2		SECTOR 3		SECTOR 4		LAP TIME	MPH	DIFF	TIME OF DAY
1 -	OUTLAP	24.018	106.8	12.567	16.513	116.3					10:16:18.747
2 -	17.331	22.457	115.7	11.569	16.575	113.7	1:07.932	86.93	3.911		10:17:26.679
3 -	17.913	22.219	116.3	11.854	15.979	118.7	1:07.965	86.89	3.944		10:18:34.644
4 -	17.728	22.635	117.3	11.253	15.907	118.4	1:07.523	87.46	3.502		10:19:42.167
5 -	16.951	21.688	122.6	10.825	15.797	119.3	1:05.261	90.49	1.240		10:20:47.428
6 -	17.083	21.601	122.0	10.876	15.839	117.0	1:05.399	90.30	1.378		10:21:52.827
7 -	17.052	21.547	121.5	10.858	15.596	118.2	1:05.053	90.78	1.032		10:22:57.880
8 -	16.975	21.695	121.1	11.101	15.638	117.6	1:05.409	90.28	1.388		10:24:03.289
9 -	16.916	21.639	120.4	10.648	15.667	118.4	1:04.870	91.03	0.849		10:25:08.159
10 -	17.064	21.765	118.7	10.644	15.707	117.0	1:05.180	90.60	1.159		10:26:13.339
11 -	16.993	21.533	117.3	10.735	15.896	115.5	1:05.157	90.63	1.136		10:27:18.496
12 -	16.813	21.355	118.5	10.909	15.817	115.7	1:04.894	91.00	0.873		10:28:23.390
13 -	16.960	21.921	115.5	11.093	15.787	115.3	1:05.761	89.80	1.740		10:29:29.151
14 -	17.018	21.862	116.3	11.313	15.798	116.1	1:05.991	89.49	1.970		10:30:35.142
15 -	16.913	21.535	115.5	11.034	IN PIT		1:12.503	P	81.45	8.482	10:31:47.645
16 -	OUTLAP	22.091	117.1	10.676	15.906	115.3	3:50.275	25.64	2:46.254		10:35:37.920
17 -	17.033	21.641	118.3	10.767	15.679	118.4	1:05.120	90.68	1.099		10:36:43.040
18 -	16.712	21.300	119.4	10.384	15.625	117.4	1:04.021 (1)	92.24			10:37:47.061
19 -	16.869	21.247	117.7	10.413	15.537	117.0	1:04.066	(2)	92.18	0.045	10:38:51.127
20 -	16.799	21.344	117.5	10.582	15.588	117.2	1:04.313	(3)	91.82	0.292	10:39:55.440
21 -	16.873	21.497	116.5	10.490	15.529	115.9	1:04.389		91.71	0.368	10:40:59.829
22 -	16.767	21.775	116.7	11.067	15.899	113.9	1:05.508		90.15	1.487	10:42:05.337
23 -	17.597	32.278	113.5	11.091	15.958	113.7	1:16.924		76.77	12.903	10:43:22.261
24 -	16.778	21.759	116.1	10.696	15.832	114.7	1:05.065		90.76	1.044	10:44:27.326
25 -	16.926	21.606	116.5	10.523	15.714	114.3	1:04.769		91.18	0.748	10:45:32.095

P22 5		Mason Cade JOHNSON				Honda - Johnson Racing					
IDEAL LAP TIME : 1:03.880		BEST LAP TIME : 1:04.131				DIFFERENCE : 0.251					
LAP	SECTOR 1	SECTOR 2		SECTOR 3		SECTOR 4		LAP TIME	MPH	DIFF	TIME OF DAY
1 -	OUTLAP	24.379	115.1	12.130	16.216	115.7					10:16:20.089
2 -	17.709	24.365	114.3	11.080	16.340	115.9	1:09.494	84.98	5.363		10:17:29.583
3 -	16.943	21.517	120.4	11.187	16.210	116.6	1:05.857	89.67	1.726		10:18:35.440
4 -	17.124	22.169	118.3	10.948	15.803	115.7	1:06.044	89.42	1.913		10:19:41.484
5 -	17.059	21.323	120.4	10.351	15.611	115.5	1:04.344	(2)	91.78	0.213	10:20:45.828
6 -	16.693	22.480	113.7	10.689	IN PIT		1:14.365	P	79.41	10.234	10:22:00.193
7 -	OUTLAP	22.234	114.3	10.757	15.959	112.6	2:39.087	37.12	1:34.956		10:24:39.280
8 -	17.069	21.544	114.5	10.455	15.754	112.4	1:04.822	91.10	0.691		10:25:44.102
9 -	17.124	21.475	116.5	10.253	15.632	114.3	1:04.484	91.58	0.353		10:26:48.586
10 -	16.975	21.398	116.1	10.285	15.699	114.5	1:04.357	(3)	91.76	0.226	10:27:52.943
11 -	16.759	21.327	117.9	10.304	15.741	114.1	1:04.131 (1)	92.08			10:28:57.074
12 -	16.931	21.556	114.7	10.382	15.697	114.3	1:04.566	91.46	0.435		10:30:01.640
13 -	17.069	21.389	115.7	10.253	15.919	113.5	1:04.630	91.37	0.499		10:31:06.270
14 -	17.155	22.330	106.5	10.906	IN PIT		1:14.294	P	79.49	10.163	10:32:20.564
15 -	OUTLAP	22.256	113.5	10.475	16.148	113.1	3:15.802	30.16	2:11.671		10:35:36.366
16 -	17.399	22.835	115.1	11.282	IN PIT		1:15.314	P	78.41	11.183	10:36:51.680
17 -	OUTLAP	22.526	112.9	10.793	16.089	111.8	2:10.540	45.24	1:06.409		10:39:02.220
18 -	17.564	22.037	115.5	10.413	15.965	113.7	1:05.979	89.50	1.848		10:40:08.199
19 -	17.149	21.665	115.7	10.342	15.803	113.1	1:04.959	90.91	0.828		10:41:13.158
20 -	17.164	21.816	115.1	10.304	15.948	112.4	1:05.232	90.53	1.101		10:42:18.390
21 -	17.241	22.008	114.9	10.759	16.318	111.0	1:06.326	89.04	2.195		10:43:24.716
22 -	17.005	21.602	115.1	10.524	15.764	114.5	1:04.895	91.00	0.764		10:44:29.611
23 -	17.236	22.008	111.2	10.736	IN PIT		1:14.815	P	78.93	10.684	10:45:44.426

Weather / Track : Cloudy / Dry

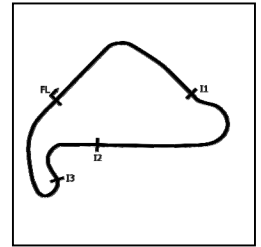
Silverstone National
 Circuit Length = 1.6404 miles
 Start: 10:15 Flag 10:45 End: 10:46

MCRCB BULLETIN TK107

2020 Bennetts British Superbike Championship - Round 3

2020 Honda British Talent Cup

QUALIFYING - SECTOR ANALYSIS



SECTOR 1 = FL to I1, SECTOR 2 = I1 to I2, SECTOR 3 = I2 to I3, SECTOR 4 = I3 to FL, DIFF = Difference To Personal Best Lap, P = Crossed Finish Line in Pit Lane, D = Time Disallowed

P23 90		Harry COOK		Honda - JDF Racing							
IDEAL LAP TIME : 1:04.233		BEST LAP TIME : 1:04.632		DIFFERENCE : 0.399							
LAP	SECTOR 1	SECTOR 2		SECTOR 3		SECTOR 4		LAP TIME	MPH	DIFF	TIME OF DAY
1 -	OUTLAP	26.338	108.4	12.112	16.237	114.3					10:16:19.799
2 -	17.763	22.337	118.1	10.692	15.898	113.5	1:06.690	88.55	2.058		10:17:26.489
3 -	17.908	22.068	116.9	10.777	16.097	113.1	1:06.850	88.34	2.218		10:18:33.339
4 -	17.399	21.598	117.7	10.941	15.683	115.3	1:05.621	89.99	0.989		10:19:38.960
5 -	17.370	21.373	117.9	10.812	15.674	115.5	1:05.229	90.53	0.597		10:20:44.189
6 -	17.217	21.676	117.1	10.563	15.690	113.5	1:05.146	90.65	0.514		10:21:49.335
7 -	17.239	21.280	117.3	10.738	15.663	113.1	1:04.920 (3)	90.96	0.288		10:22:54.255
8 -	17.263	21.633	116.1	10.814	15.614	112.8	1:05.324	90.40	0.692		10:23:59.579
9 -	17.441	21.823	115.1	10.692	15.739	112.0	1:05.695	89.89	1.063		10:25:05.274
10 -	17.341	21.548	115.1	10.912	15.659	112.2	1:05.460	90.21	0.828		10:26:10.734
11 -	17.640	21.542	114.5	11.292	15.967	112.4	1:06.441	88.88	1.809		10:27:17.175
12 -	17.491	21.346	115.1	10.641	15.754	112.8	1:05.232	90.53	0.600		10:28:22.407
13 -	17.307	22.024	113.5	11.060	IN PIT		1:16.867 P	76.82	12.235		10:29:39.274
14 -	OUTLAP	22.555	116.1	10.755	15.974	112.6	6:59.805	14.06	5:55.173		10:36:39.079
15 -	17.347	21.719	115.7	11.040	15.860	112.9	1:05.966	89.52	1.334		10:37:45.045
16 -	17.432	21.366	116.1	10.737	15.555	114.3	1:05.090	90.73	0.458		10:38:50.135
17 -	17.172	21.412	114.9	10.852	15.771	112.8	1:05.207	90.56	0.575		10:39:55.342
18 -	17.199	21.342	115.9	10.722	15.466	115.7	1:04.729 (2)	91.23	0.097		10:41:00.071
19 -	16.985	21.398	117.1	10.502	15.747	112.9	1:04.632 (1)	91.37			10:42:04.703

P24 27		Calum BEACH		Honda - Calum Beach Racing / SP125 Racing							
IDEAL LAP TIME : 1:04.395		BEST LAP TIME : 1:04.917		DIFFERENCE : 0.522							
LAP	SECTOR 1	SECTOR 2		SECTOR 3		SECTOR 4		LAP TIME	MPH	DIFF	TIME OF DAY
1 -	OUTLAP	24.040	99.1	13.081	16.763	116.8					10:16:21.655
2 -	17.680	21.804	121.3	11.230	16.205	117.2	1:06.919	88.25	2.002		10:17:28.574
3 -	17.232	21.921	119.1	11.860	16.157	116.1	1:07.170	87.92	2.253		10:18:35.744
4 -	16.977	22.127	121.3	11.096	15.820	117.4	1:06.020	89.45	1.103		10:19:41.764
5 -	16.851	21.500	123.3	10.849	15.732	116.3	1:04.932 (2)	90.95	0.015		10:20:46.696
6 -	17.084	21.537	119.8	10.837	15.834	114.3	1:05.292	90.45	0.375		10:21:51.988
7 -	17.054	21.708	118.3	10.917	15.831	113.7	1:05.510	90.14	0.593		10:22:57.498
8 -	17.271	21.511	120.2	11.104	15.653	116.6	1:05.539	90.10	0.622		10:24:03.037
9 -	16.911	21.547	120.9	10.780	15.679	116.3	1:04.917 (1)	90.97			10:25:07.954
10 -	16.822	21.556	116.5	11.017	15.859	113.3	1:05.254	90.50	0.337		10:26:13.208
11 -	17.268	21.498	120.0	10.887	15.719	117.2	1:05.372	90.33	0.455		10:27:18.580
12 -	16.938	21.317	120.6	10.966	15.790	115.1	1:05.011 (3)	90.84	0.094		10:28:23.591
13 -	16.845	21.719	117.1	10.896	15.813	114.1	1:05.273	90.47	0.356		10:29:28.864
14 -	17.164	21.647	115.1	11.072	15.896	113.9	1:05.779	89.78	0.862		10:30:34.643
15 -	17.211	21.625	117.5	10.834	15.865	114.3	1:05.535	90.11	0.618		10:31:40.178
16 -	17.139	21.609	116.3	10.908	15.868	113.9	1:05.524	90.12	0.607		10:32:45.702
17 -	17.241	21.645	118.1	10.910	15.878	114.1	1:05.674	89.92	0.757		10:33:51.376
18 -	17.006	21.562	117.5	10.770	15.921	114.1	1:05.259	90.49	0.342		10:34:56.635
19 -	17.038	21.639	117.1	11.068	IN PIT		1:14.205 P	79.58	9.288		10:36:10.840
20 -	OUTLAP	21.899	119.4	11.006	15.942	112.9	2:56.181	33.52	1:51.264		10:39:07.021
21 -	17.611	21.526	117.5	10.817	15.832	114.3	1:05.786	89.77	0.869		10:40:12.807
22 -	17.055	21.490	117.3	10.807	15.867	113.9	1:05.219	90.55	0.302		10:41:18.026
23 -	17.113	21.493	117.5	10.728	15.801	115.3	1:05.135	90.66	0.218		10:42:23.161
24 -	16.907	21.673	118.1	10.717	15.846	113.9	1:05.143	90.65	0.226		10:43:28.304
25 -	17.028	21.613	116.3	10.735	15.849	113.3	1:05.225	90.54	0.308		10:44:33.529
26 -	17.153	21.547	117.5	10.603	15.882	113.1	1:05.185	90.59	0.268		10:45:38.714

Weather / Track : Cloudy / Dry

Silverstone National
 Circuit Length = 1.6404 miles
 Start: 10:15 Flag 10:45 End: 10:46

MCRCB BULLETIN TK108

2020 Bennetts British Superbike Championship - Round 3

2020 Honda British Talent Cup

QUALIFYING - BEST SECTORS

SECTOR 1				SECTOR 2				SECTOR 3				SECTOR 4				IDEAL / BEST COMPARISON		
POS	NO	NAME	TIME	NO	NAME	TIME	NO	NAME	TIME	NO	NAME	TIME	NO	NAME	IDEAL	BEST	DIFF	
															PERFECT LAP		1:01.072	
1	15	CROSBY	16.165	71	FARRER	20.302	16	CLARIDG	9.690	71	FARRER	14.915	1	71	FARRER	1:01.221	1:01.406	0.185
2	8	O'SHEA	16.209	72	O'GORMA	20.413	72	O'GORMA	9.703	16	CLARIDG	15.036	2	72	O'GORMAN	1:01.380	1:01.643	0.263
3	17	BOURNE	16.213	43	HITCHCO	20.430	71	FARRER	9.705	72	O'GORMA	15.046	3	16	CLARIDGE	1:01.550	1:01.894	0.344
4	72	O'GORMA	16.218	52	BELFORD	20.489	17	BOURNE	9.806	8	O'SHEA	15.085	4	8	O'SHEA	1:01.789	1:01.938	0.149
5	16	CLARIDG	16.232	8	O'SHEA	20.541	52	BELFORD	9.900	75	GARNESS	15.119	5	17	BOURNE	1:01.789	1:02.005	0.216
6	71	FARRER	16.299	16	CLARIDG	20.592	8	O'SHEA	9.954	52	BELFORD	15.155	6	52	BELFORD	1:02.033	1:02.067	0.034
7	43	HITCHCO	16.434	17	BOURNE	20.607	69	SCOTT	9.979	17	BOURNE	15.163	7	43	HITCHCOCK	1:02.074	1:02.198	0.124
8	48	WALKER	16.443	75	GARNESS	20.655	43	HITCHCO	10.008	43	HITCHCO	15.202	8	15	CROSBY	1:02.286	1:02.644	0.358
9	37	TINKER	16.472	48	WALKER	20.717	7	LYONS	10.012	48	WALKER	15.287	9	75	GARNESS	1:02.475	1:02.613	0.138
10	7	LYONS	16.477	65	ROWAN	20.751	37	TINKER	10.037	74	COOK	15.290	10	48	WALKER	1:02.556	1:02.741	0.185
11	52	BELFORD	16.489	15	CROSBY	20.765	15	CROSBY	10.057	44	HILL	15.294	11	37	TINKER	1:02.674	1:02.921	0.247
12	75	GARNESS	16.519	44	HILL	20.765	46	DUFTON	10.092	46	DUFTON	15.298	12	44	HILL	1:02.742	1:02.742	0.000
13	44	HILL	16.558	46	DUFTON	20.834	48	WALKER	10.109	15	CROSBY	15.299	13	7	LYONS	1:02.787	1:02.992	0.205
14	74	COOK	16.558	74	COOK	20.850	44	HILL	10.125	37	TINKER	15.302	14	74	COOK	1:02.827	1:03.096	0.269
15	66	THOMAS	16.560	37	TINKER	20.863	74	COOK	10.129	7	LYONS	15.381	15	46	DUFTON	1:02.876	1:03.145	0.269
16	65	ROWAN	16.576	7	LYONS	20.917	66	THOMAS	10.156	66	THOMAS	15.399	16	65	ROWAN	1:03.019	1:03.505	0.486
17	46	DUFTON	16.652	66	THOMAS	20.931	14	PENDRIL	10.163	65	ROWAN	15.427	17	66	THOMAS	1:03.046	1:03.103	0.057
18	69	SCOTT	16.677	14	PENDRIL	20.959	75	GARNESS	10.182	90	COOK	15.466	18	69	SCOTT	1:03.148	1:03.326	0.178
19	5	JOHNSON	16.693	69	SCOTT	21.022	5	JOHNSON	10.253	69	SCOTT	15.470	19	14	PENDRILL	1:03.492	1:03.962	0.470
20	2	COATES	16.712	11	DOBSON	21.074	65	ROWAN	10.265	11	DOBSON	15.476	20	11	DOBSON	1:03.572	1:03.592	0.020
21	11	DOBSON	16.732	2	COATES	21.247	11	DOBSON	10.290	2	COATES	15.529	21	2	COATES	1:03.872	1:04.021	0.149
22	14	PENDRIL	16.767	90	COOK	21.280	2	COATES	10.384	14	PENDRIL	15.603	22	5	JOHNSON	1:03.880	1:04.131	0.251
23	27	BEACH	16.822	27	BEACH	21.317	90	COOK	10.502	5	JOHNSON	15.611	23	90	COOK	1:04.233	1:04.632	0.399
24	90	COOK	16.985	5	JOHNSON	21.323	27	BEACH	10.603	27	BEACH	15.653	24	27	BEACH	1:04.395	1:04.917	0.522

Weather / Track : Cloudy / Dry

Silverstone National

Circuit Length = 1.6404 miles

Start: 10:15 Flag 10:45 End: 10:46

Results can be found at www.tsl-timing.com

Printed - 10:49 Saturday, 05 September 2020

MCRCB BULLETIN TK109**2020 Bennetts British Superbike Championship - Round 3****2020 Honda British Talent Cup****QUALIFYING - BEST SPEEDS**

POS	INTERMEDIATE 1		INTERMEDIATE 2		INTERMEDIATE 3		FINISH LINE		MPH
	NO	NAME	MPH	NO	NAME	MPH	NO	NAME	
1			75	GARNESS	128.3		72	O'GORMAN	122.6
2			72	O'GORMAN	127.5		71	FARRER	122.0
3			43	HITCHCOCK	124.7		75	GARNESS	121.5
4			8	O'SHEA	124.5		8	O'SHEA	121.1
5			52	BELFORD	124.5		74	COOK	121.1
6			74	COOK	124.0		52	BELFORD	120.8
7			17	BOURNE	123.3		16	CLARIDGE	120.4
8			27	BEACH	123.3		17	BOURNE	120.2
9			48	WALKER	123.1		43	HITCHCOCK	120.0
10			71	FARRER	122.9		2	COATES	119.3
11			66	THOMAS	122.9		48	WALKER	118.9
12			65	ROWAN	122.6		11	DOBSON	118.7
13			2	COATES	122.6		7	LYONS	118.0
14			69	SCOTT	122.4		66	THOMAS	118.0
15			15	CROSBY	122.2		65	ROWAN	117.8
16			44	HILL	122.2		44	HILL	117.4
17			16	CLARIDGE	121.7		37	TINKER	117.4
18			7	LYONS	121.7		46	DUFTON	117.4
19			37	TINKER	120.4		27	BEACH	117.4
20			5	JOHNSON	120.4		15	CROSBY	117.0
21			46	DUFTON	120.2		69	SCOTT	116.8
22			11	DOBSON	120.2		5	JOHNSON	116.6
23			14	PENDRILL	118.3		90	COOK	115.7
24			90	COOK	118.1		14	PENDRILL	114.9

Weather / Track : Cloudy / Dry

Results can be found at www.tsl-timing.comSilverstone National
Circuit Length = 1.6404 miles
Start: 10:15 Flag 10:45 End: 10:46

Printed - 10:49 Saturday, 05 September 2020

MCRCB BULLETIN TK110

2020 Bennetts British Superbike Championship - Round 3

2020 Honda British Talent Cup

QUALIFYING - STATISTICS

Competitors Started	24
Planned Start	2020-09-05 @ 10:15:00.000
Actual Start	2020-09-05 @ 10:15:01.502
Finish Time	2020-09-05 @ 10:45:01.502
Track Length	1.6404mi.
Total Laps	586
Total Distance Covered	961.3115mi.

Session Fastest Lap History

NO	NAME	LAP TIME	TIME OF DAY	LAP	VEHICLE
71	Charlie FARRER	1:04.203	10:17:21.858	2	Honda
16	Harvey CLARIDGE	1:04.131	10:17:21.920	2	Honda
17	Franco BOURNE	1:03.823	10:17:22.687	2	Honda
71	Charlie FARRER	1:02.657	10:18:24.514	3	Honda
16	Harvey CLARIDGE	1:02.645	10:18:24.565	3	Honda
72	Casey O'GORMAN	1:02.644	10:18:26.608	3	Honda
72	Casey O'GORMAN	1:02.508	10:19:29.116	4	Honda
71	Charlie FARRER	1:02.237	10:20:29.593	5	Honda
16	Harvey CLARIDGE	1:02.194	10:20:29.623	5	Honda
72	Casey O'GORMAN	1:01.755	10:20:30.870	5	Honda
72	Casey O'GORMAN	1:01.643	10:40:06.313	22	Honda
71	Charlie FARRER	1:01.507	10:43:59.245	15	Honda
71	Charlie FARRER	1:01.406	10:46:02.315	17	Honda

Flag History

TYPE	TIME OF DAY
GREEN	10:15:01.502
FINISH	10:45:01.502

Flag Statistics

TYPE	COUNT	TOTAL LAPS	TOTAL TIME
Green	1	28	31:39.275
Red	0	0	0.000
Safety Car	0	0	0.000
FCY	0	0	0.000

Weather / Track : Cloudy / Dry

Results can be found at www.tsl-timing.com

Silverstone National
Circuit Length = 1.6404 miles
Start: 10:15 Flag 10:45 End: 10:46

Printed - 10:50 Saturday, 05 September 2020

MCRCB BULLETIN TK111

2020 Bennetts British Superbike Championship - Round 3

2020 Honda British Talent Cup

QUALIFYING - SESSION NOTES

TIME	MESSAGE
10:20:27	NO. 17 EXCEEDED TRACK LIMITS T1 - PREVIOUS LAP TIME CANCELLED
10:21:30	NO. 69 EXCEEDED TRACK LIMITS T1 - LAP TIME CANCELLED
10:24:06	NO. 16 EXCEEDED TRACK LIMITS T1 - LAP TIME CANCELLED
10:33:59	NO. 7 EXCEEDED TRACK LIMITS T1 - LAP TIME CANCELLED
10:35:23	NO. 14 EXCEEDED TRACK LIMITS T1 - LAP TIME CANCELLED
10:38:55	NO. 15 - FALLER AT T1 - RIDER OK
10:41:56	NO. 69 EXCEEDED TRACK LIMITS T1 - LAP TIME CANCELLED
10:42:36	NO. 16 EXCEEDED TRACK LIMITS T1 - LAP TIME CANCELLED
10:43:05	NO. 90 - FALLER AT T3/4 - RIDER OK

Weather / Track : Cloudy / Dry

Results can be found at www.tsl-timing.com

Silverstone National
Circuit Length = 1.6404 miles
Start: 10:15 Flag 10:45 End: 10:46

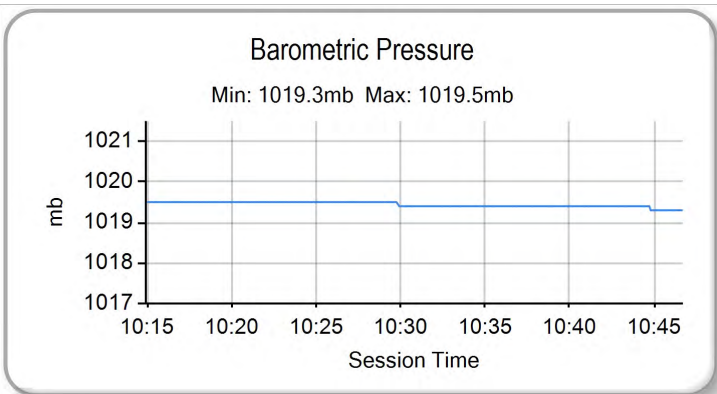
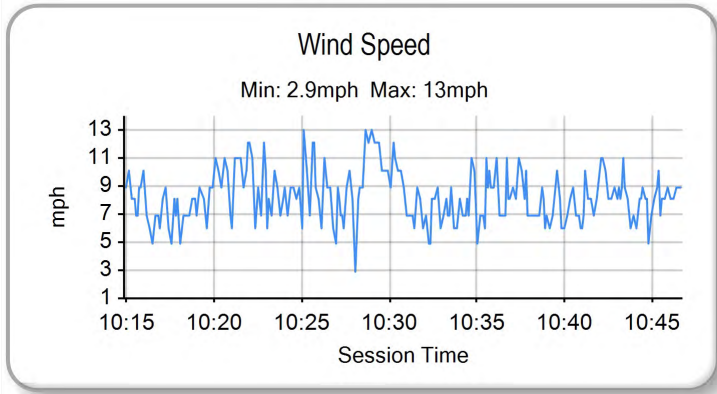
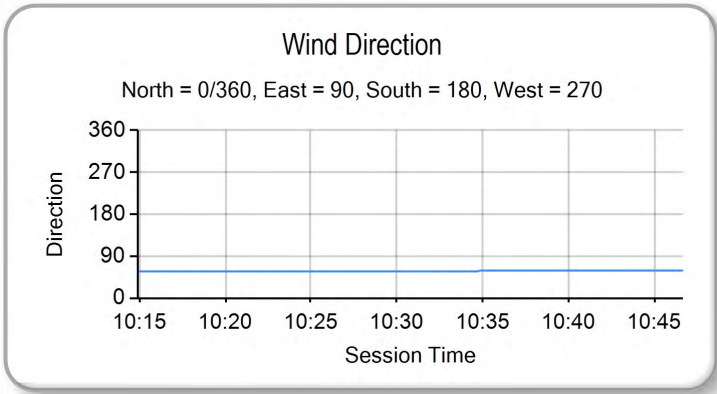
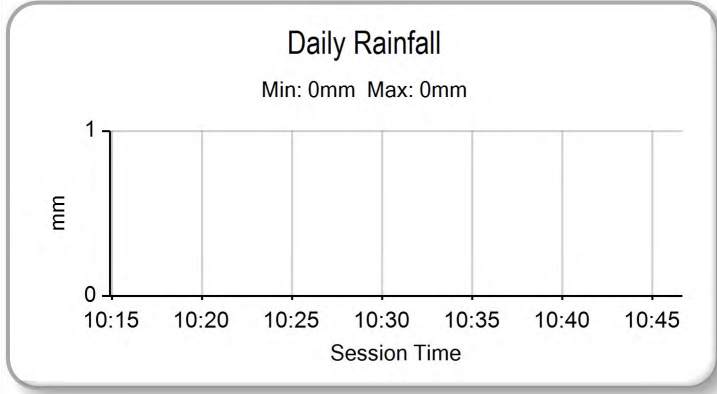
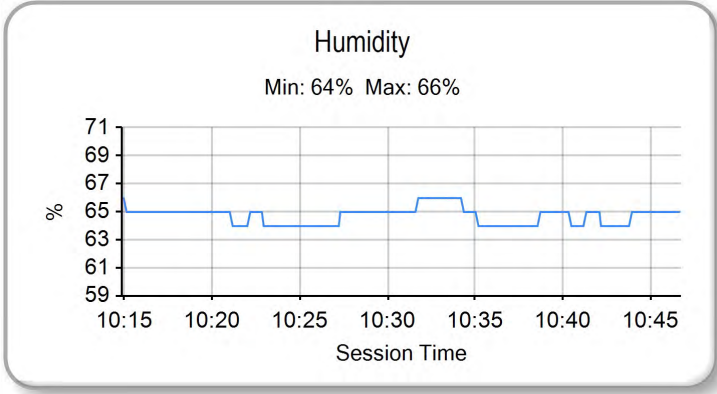
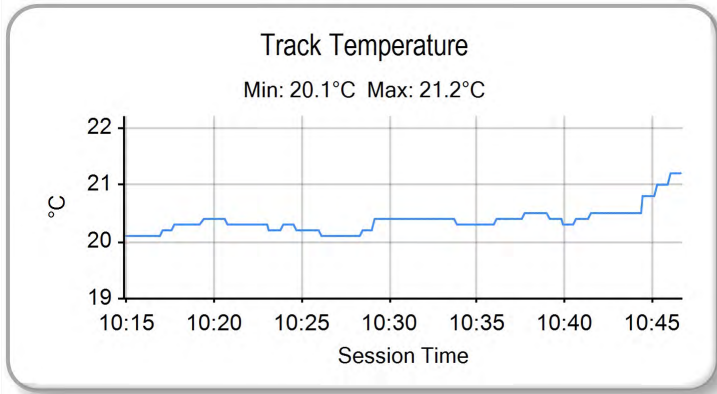
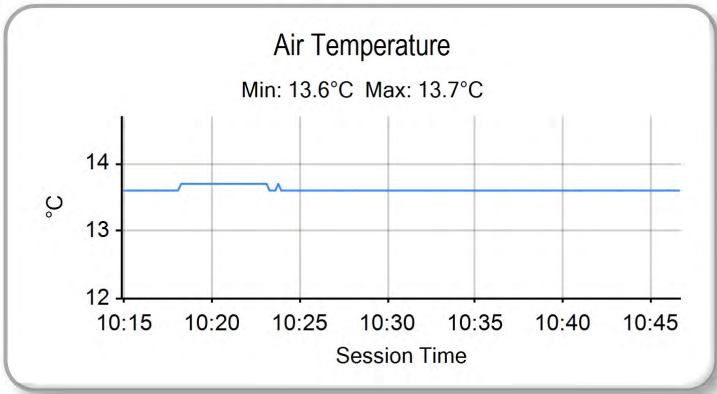
Printed - 10:50 Saturday, 05 September 2020

MCRCB BULLETIN TK112

2020 Bennetts British Superbike Championship - Round 3

2020 Honda British Talent Cup

QUALIFYING - WEATHER CONDITIONS



Weather / Track : Cloudy / Dry

Results can be found at www.tsl-timing.com

Silverstone National
Circuit Length = 1.6404 miles
Start: 10:15 Flag 10:45 End: 10:46

Printed - 10:51 Saturday, 05 September 2020

ROW 8	24	1:04.917	27	Calum BEACH	23	1:04.632	90	Harry COOK	22	1:04.131	5	Mason Cade JOHNSON		
ROW 7			21	1:04.021	2	Rhys COATES	20	1:03.962	14	Evann PENDRILL	19	1:03.592	11	Rossi DOBSON
ROW 6	18	1:03.505	65	Alexander ROWAN	17	1:03.326	69	Gary SCOTT	16	1:03.145	46	Elliott DUFTON		
ROW 5			15	1:03.103	66	Annabel THOMAS	14	1:03.096	74	James COOK	13	1:02.992	7	Jamie LYONS
ROW 4	12	1:02.921	37	Corey TINKER	11	1:02.742	44	Lucas HILL	10	1:02.741	48	Ollie WALKER		
ROW 3			9	1:02.644	15	Harrison CROSBY	8	1:02.613	75	Jonathan GARNES	7	1:02.198	43	Ryan HITCHCOCK
ROW 2	6	1:02.067	52	Evan BELFORD	5	1:02.005	17	Franco BOURNE	4	1:01.938	8	Eddie O'SHEA		
ROW 1			3	1:01.894	16	Harvey CLARIDGE	2	1:01.643	72	Casey O'GORMAN	1	1:01.406	71	Charlie FARRER
														Pole

Silverstone National
Circuit Length = 1.6404 miles

These results are provisional until the conclusion of any judicial and technical matters.

Clerk Of Course :	Steward :	Timekeeper :
-------------------	-----------	--------------

Results can be found at www.britishsuperbike.com

Printed - 10:48 Saturday, 05 September 2020



POS	NO	NAME	NAT	ENTRY	LAPS	TIME	GAP	DIFF	MPH	BEST	ON
1	71	Charlie FARRER	GBR	Honda - Victoria House Racing Academy / Mortimer	25	25:57.169			94.81	1:01.695	3
2	16	Harvey CLARIDGE	GBR	Honda - City Lifting / SP125 Racing	25	25:57.190	0.021	0.021	94.81	1:01.473	4
3	8	Eddie O'SHEA	GBR	Honda - WAM	25	26:02.694	5.525	5.504	94.47	1:01.824	3
4	17	Franco BOURNE	GBR	Honda - Franco Bourne Racing / SP125 Racing	25	26:03.065	5.896	0.371	94.45	1:01.940	4
5	52	Evan BELFORD	GBR	Honda - City Lifting by RS Racing	25	26:19.098	21.929	16.033	93.49	1:02.357	2
6	74	James COOK	GBR	Honda - Wilson Racing	25	26:23.396	26.227	4.298	93.24	1:02.428	21
7	75	Jonathan GARNESS	GBR	Honda - Microlise Cresswell Racing	25	26:23.621	26.452	0.225	93.23	1:02.433	21
8	43	Ryan HITCHCOCK	GBR	Honda - Wilson Racing	25	26:23.756	26.587	0.135	93.22	1:02.675	21
9	46	Elliott DUFTON	GBR	Honda - D&D Racing	25	26:23.940	26.771	0.184	93.21	1:02.631	20
10	15	Harrison CROSBY	GBR	Honda - Banks Racing	25	26:23.986	26.817	0.046	93.20	1:02.444	21
11	37	Corey TINKER	GBR	Honda - Stauff Fluid Power Academy	25	26:24.052	26.883	0.066	93.20	1:02.448	21
12	48	Ollie WALKER	GBR	Honda - Moto Rapido / SP125 Racing	25	26:24.102	26.933	0.050	93.20	1:02.476	20
13	44	Lucas HILL	GBR	Honda - Ashcourt Racing	25	26:26.797	29.628	2.695	93.04	1:02.873	8
14	7	Jamie LYONS	GBR	Honda - Jamie Lyons Racing	25	26:28.442	31.273	1.645	92.94	1:02.762	17
15	66	Annabel THOMAS	GBR	Honda - Microlise Cresswell Racing	25	26:45.034	47.865	16.592	91.98	1:03.479	13
16	11	Rossi DOBSON	GBR	Honda - Rossi Dobson	25	26:45.097	47.928	0.063	91.98	1:03.369	25
17	69	Gary SCOTT	GBR	Honda - Scott Racing	25	26:55.061	57.892	9.964	91.41	1:03.748	15
18	2	Rhys COATES	GBR	Honda - Ernie Coates Race Support	25	26:55.107	57.938	0.046	91.41	1:03.865	10
19	14	Evann PENDRILL	GBR	Honda - VHC Racing	25	26:55.605	58.436	0.498	91.38	1:03.791	10
20	27	Calum BEACH	GBR	Honda - Calum Beach Racing / SP125 Racing	24	26:14.157	1 Lap	1 Lap	90.03	1:04.748	3
21	90	Harry COOK	GBR	Honda - JDF Racing	24	26:25.346	1 Lap	11.189	89.40	1:05.189	2

NOT CLASSIFIED

DNF	65	Alexander ROWAN	GBR	Honda - Alexander Rowan Racing	24	25:21.471	1 Lap		93.15	1:02.627	16
DNF	5	Mason Cade JOHNSON	GBR	Honda - Johnson Racing	9	9:48.095	16 Laps	15 Laps	90.37	1:03.998	9
DNF	72	Casey O'GORMAN	GBR	Honda - Microlise Cresswell Racing	3	3:07.968	22 Laps	6 Laps	94.25	1:01.711	3

FASTEST LAP

16	Harvey CLARIDGE	GBR	Honda - City Lifting / SP125 Racing	4	1:01.473	96.06 mph	154.60 kph
----	-----------------	-----	-------------------------------------	---	----------	-----------	------------

Weather / Track : Cloudy / Dry

These results are provisional until the conclusion of any judicial and technical matters.

Silverstone National

Circuit Length = 1.6404 miles

Start: 14:15 Flag 14:41 End: 14:43

Race Director :	Stewards :	Timekeeper :
-----------------	------------	--------------

Results can be found at www.britishsuperbike.com

Printed - 14:45 Saturday, 05 September 2020

MCRCB BULLETIN TK155

2020 Bennetts British Superbike Championship - Round 3

2020 Honda British Talent Cup

RACE 1 - LAP CHART

LAP 1 @ 14:16:53.345		
NO	BEHIND	LAP TIME

72		1:04.205
16	0.989	1:05.194
71	0.996	1:05.201
17	1.511	1:05.716
8	1.888	1:06.093
52	2.064	1:06.269
75	2.435	1:06.640
43	2.709	1:06.914
48	3.094	1:07.299
7	3.329	1:07.534
15	3.425	1:07.630
44	3.732	1:07.937
74	3.788	1:07.993
46	3.914	1:08.119
37	4.099	1:08.304
65	5.475	1:09.680
11	5.761	1:09.966
69	6.234	1:10.439
2	6.327	1:10.532
27	6.345	1:10.550
66	6.657	1:10.862
14	6.802	1:11.007
5	6.972	1:11.177
90	7.270	1:11.475

LAP 2 @ 14:17:55.397		
NO	BEHIND	LAP TIME

72		1:02.052
16	0.682	1:01.745
71	0.951	1:02.007
17	1.655	1:02.196
8	2.020	1:02.184
52	2.369	1:02.357
43	3.695	1:03.038
75	4.066	1:03.683
48	4.235	1:03.193
7	4.395	1:03.118
15	4.471	1:03.098
74	4.524	1:02.788
44	4.907	1:03.227
46	5.034	1:03.172
37	5.323	1:03.276
65	7.102	1:03.679
11	7.608	1:03.899
69	8.391	1:04.209
66	8.886	1:04.281
27	9.307	1:05.014
2	9.498	1:05.223
14	9.986	1:05.236
5	10.309	1:05.389
90	10.407	1:05.189

LAP 3 @ 14:18:57.108		
NO	BEHIND	LAP TIME

72		1:01.711
16	0.595	1:01.624
71	0.935	1:01.695
8	2.133	1:01.824
17	2.282	1:02.338
52	3.094	1:02.436
43	5.407	1:03.423

75	5.993	1:03.638
48	6.174	1:03.650
7	6.444	1:03.760
15	6.482	1:03.722
74	6.534	1:03.721
46	6.783	1:03.460
37	6.860	1:03.248
44	7.256	1:04.060
65	8.627	1:03.236
11	9.867	1:03.970
69	10.900	1:04.220
66	10.954	1:03.779
27	12.344	1:04.748
2	12.403	1:04.616
14	12.565	1:04.290
5	13.122	1:04.524
90	13.997	1:05.301

LAP 4 @ 14:19:59.176		
NO	BEHIND	LAP TIME

16		1:01.473
71	0.767	1:01.900
8	2.002	1:01.937
17	2.154	1:01.940
52	3.634	1:02.608
43	6.632	1:03.293
75	7.333	1:03.408
48	7.507	1:03.401
15	7.664	1:03.250
74	7.770	1:03.304
46	8.205	1:03.490
7	8.404	1:04.028
37	8.558	1:03.766
44	8.729	1:03.541
65	9.427	1:02.868
11	11.640	1:03.841
66	12.504	1:03.618
69	13.054	1:04.222
2	15.446	1:05.111
27	15.534	1:05.258
14	15.755	1:05.258
5	15.873	1:04.819
90	17.506	1:05.577

LAP 5 @ 14:21:01.182		
NO	BEHIND	LAP TIME

16		1:02.006
71	0.476	1:01.715
8	2.224	1:02.228
17	2.348	1:02.200
52	4.473	1:02.845
43	8.114	1:03.488
48	8.884	1:03.383
75	8.990	1:03.663
15	9.075	1:03.417
74	9.127	1:03.363
46	9.224	1:03.025
7	9.650	1:03.252
37	9.713	1:03.161
44	9.932	1:03.209
65	10.309	1:02.888
11	13.751	1:04.117
66	14.232	1:03.734
69	15.354	1:04.306

2	17.942	1:04.502
14	18.285	1:04.536
27	18.720	1:05.192
5	19.111	1:05.244
90	21.153	1:05.653

LAP 6 @ 14:22:03.085		
NO	BEHIND	LAP TIME

16		1:01.903
71	0.400	1:01.827
8	2.752	1:02.431
17	2.852	1:02.407
52	5.719	1:03.149
43	9.645	1:03.434
48	9.833	1:02.852
75	9.979	1:02.892
74	10.196	1:02.972
15	10.241	1:03.069
46	10.533	1:03.212
7	11.015	1:03.268
37	11.214	1:03.404
44	11.353	1:03.324
65	11.633	1:03.227
11	15.934	1:04.086
66	16.519	1:04.190
69	17.337	1:03.886
2	20.456	1:04.417
14	20.882	1:04.500
5	21.742	1:04.534
27	21.796	1:04.979
90	25.025	1:05.775

LAP 7 @ 14:23:05.160		
NO	BEHIND	LAP TIME

16		1:02.075
71	0.187	1:01.862
8	3.444	1:02.767
17	3.489	1:02.712
52	6.726	1:03.082
43	10.898	1:03.328
48	10.976	1:03.218
75	11.128	1:03.224
74	11.310	1:03.189
15	11.373	1:03.207
46	11.480	1:03.022
7	12.006	1:03.066
37	12.052	1:02.913
44	12.403	1:03.125
65	12.767	1:03.209
11	17.730	1:03.871
66	18.176	1:03.732
69	21.133	1:05.871
2	22.746	1:04.365
14	23.088	1:04.281
5	23.993	1:04.326
27	24.893	1:05.172
90	28.957	1:06.007

LAP 8 @ 14:24:07.166		
NO	BEHIND	LAP TIME

16		1:02.006
71	0.183	1:02.002
17	4.241	1:02.758

8	4.353	1:02.915
52	7.612	1:02.892
48	12.150	1:03.180
43	12.286	1:03.394
75	12.498	1:03.376
15	12.638	1:03.271
74	12.706	1:03.402
46	12.773	1:03.299
37	13.146	1:03.100
44	13.270	1:02.873
7	13.328	1:03.328
65	13.698	1:02.937
66	19.830	1:03.660
11	20.049	1:04.325
69	23.808	1:04.681
2	24.891	1:04.151
14	25.444	1:04.362
5	26.071	1:04.084
27	27.965	1:05.078
90	32.752	1:05.801

LAP 9 @ 14:25:09.501		
NO	BEHIND	LAP TIME

16		1:02.335
71	0.214	1:02.366
17	4.404	1:02.498
8	4.722	1:02.704
52	8.855	1:03.578
75	13.031	1:02.868
48	13.166	1:03.351
43	13.514	1:03.563
15	13.602	1:03.299
74	13.648	1:03.277
37	13.774	1:02.963
46	13.861	1:03.423
44	14.228	1:03.293
7	14.708	1:03.715
65	15.119	1:03.756
11	22.101	1:04.387
66	23.622	1:06.127
69	25.871	1:04.398
2	26.507	1:03.951
14	27.247	1:04.138
5	27.734	1:03.998
27	31.259	1:05.629
90	36.483	1:06.066

LAP 10 @ 14:26:11.852		
NO	BEHIND	LAP TIME

16		1:02.351
71	0.161	1:02.298
17	4.608	1:02.555
8	4.861	1:02.490
52	9.769	1:03.265
75	14.092	1:03.412
48	14.274	1:03.459
15	14.351	1:03.100
37	14.569	1:03.146
43	14.630	1:03.467
74	14.752	1:03.455
46	14.942	1:03.432
44	15.172	1:03.295
65	15.681	1:02.913
7	16.049	1:03.692

11	23.822	1:04.072
66	24.879	1:03.608
69	27.838	1:04.318
2	28.021	1:03.865
14	28.687	1:03.791
27	34.663	1:05.755
90	39.870	1:05.738

LAP 11 @ 14:27:14.313		
NO	BEHIND	LAP TIME

16		1:02.461
71	0.112	1:02.412
17	4.615	1:02.468
8	5.126	1:02.726
52	10.207	1:02.899
48	15.078	1:03.265
15	15.245	1:03.355
75	15.455	1:03.824
37	15.848	1:03.740
74	15.852	1:03.561
46	15.956	1:03.475
43	16.155	1:03.986
65	16.349	1:03.129
44	16.749	1:04.038
7	16.877	1:03.289
11	25.404	1:04.043
66	26.094	1:03.676
69	29.622	1:04.245
2	29.694	1:04.134
14	30.167	1:03.941
27	37.966	1:05.764
90	43.109	1:05.700

LAP 12 @ 14:28:16.557		
NO	BEHIND	LAP TIME

16		1:02.244
71	0.076	1:02.208
17	4.771	1:02.400
8	5.269	1:02.387
52	10.871	1:02.908
48	16.027	1:03.193
15	16.075	1:03.074
75	16.554	1:03.343
74	16.880	1:03.272
37	16.932	1:03.328
46	16.998	1:03.286
43	17.322	1:03.411
65	17.761	1:03.656
44	17.770	1:03.265
7	18.066	1:03.433
11	27.311	1:04.151
66	27.523	1:03.673
69	31.314	1:03.936
2	31.348	1:03.898
14	31.725	1:03.802
27	40.962	1:05.240
90	46.244	1:05.379

LAP 13 @ 14:29:18.669		
NO	BEHIND	LAP TIME

16		1:02.112
71	0.190	1:02.226
17	4.913	1:02.254

Silverstone National

Circuit Length = 1.6404 miles

MCRCB BULLETIN TK155

2020 Bennetts British Superbike Championship - Round 3

2020 Honda British Talent Cup

RACE 1 - LAP CHART

8	5.344	1:02.187
52	11.794	1:03.035
15	17.270	1:03.307
48	17.344	1:03.429
75	17.439	1:02.997
74	17.696	1:02.928
46	17.811	1:02.925
37	18.147	1:03.327
43	18.186	1:02.976
65	18.314	1:02.665
44	18.743	1:03.085
7	18.903	1:02.949
66	28.890	1:03.479
11	29.248	1:04.049
69	33.508	1:04.306
2	33.595	1:04.359
14	33.903	1:04.290
27	44.419	1:05.569
90	49.766	1:05.634

LAP 14 @ 14:30:20.875		
NO	BEHIND	LAP TIME

16		1:02.206
71	0.176	1:02.192
8	5.114	1:01.976
17	5.191	1:02.484
52	12.575	1:02.987
15	18.025	1:02.961
48	18.145	1:03.007
75	18.381	1:03.148
74	18.669	1:03.179
46	18.768	1:03.163
43	18.952	1:02.972
65	19.086	1:02.978
37	19.387	1:03.446
44	19.751	1:03.214
7	19.774	1:03.077
66	30.863	1:04.179
11	30.976	1:03.934
2	35.350	1:03.961
69	35.664	1:04.362
14	35.801	1:04.104
27	47.611	1:05.398
90	53.284	1:05.724

LAP 15 @ 14:31:23.094		
NO	BEHIND	LAP TIME

16		1:02.219
71	0.232	1:02.275
8	5.119	1:02.224
17	5.372	1:02.400
52	13.278	1:02.922
48	19.065	1:03.139
15	19.128	1:03.322
74	19.229	1:02.779
43	19.592	1:02.859
46	19.718	1:03.169
75	19.815	1:03.653
37	20.649	1:03.481
65	20.721	1:03.854
44	20.931	1:03.399
7	21.009	1:03.454
66	32.189	1:03.545
11	32.684	1:03.927

69	37.193	1:03.748
2	37.353	1:04.222
14	37.698	1:04.116
27	51.016	1:05.624
90	57.676	1:06.611

LAP 16 @ 14:32:25.515		
NO	BEHIND	LAP TIME

16		1:02.421
71	0.077	1:02.266
8	5.053	1:02.355
17	5.206	1:02.255
52	14.105	1:03.248
15	19.564	1:02.857
74	19.613	1:02.805
48	19.800	1:03.156
43	19.943	1:02.772
46	20.015	1:02.718
75	20.075	1:02.681
65	20.927	1:02.627
37	21.289	1:03.061
44	21.695	1:03.185
7	21.839	1:03.251
66	33.710	1:03.942
11	34.095	1:03.832
69	39.340	1:04.568
2	39.414	1:04.482
14	39.528	1:04.251
27	54.179	1:05.584
90	1:00.986	1:05.731

LAP 17 @ 14:33:27.830		
NO	BEHIND	LAP TIME

16		1:02.315
71	0.066	1:02.304
8	5.192	1:02.454
17	5.315	1:02.424
52	15.022	1:03.232
43	20.649	1:03.021
15	20.708	1:03.459
46	20.712	1:03.012
74	20.810	1:03.512
75	21.018	1:03.258
48	21.244	1:03.759
65	21.517	1:02.905
37	21.796	1:02.822
7	22.286	1:02.762
44	22.424	1:03.044
66	35.304	1:03.909
11	35.750	1:03.970
69	41.171	1:04.146
14	41.261	1:04.048
2	41.359	1:04.260
27	57.484	1:05.620

LAP 18 @ 14:34:30.600		
NO	BEHIND	LAP TIME

16		1:02.770
71	0.240	1:02.944
90	1 Lap	1:05.923
8	4.506	1:02.084
17	4.665	1:02.120
52	15.563	1:03.311

43	20.620	1:02.741
75	21.558	1:03.310
48	21.627	1:03.153
46	21.798	1:03.856
74	21.836	1:03.796
65	22.117	1:03.370
15	22.257	1:04.319
37	22.649	1:03.623
44	22.914	1:03.260
7	22.932	1:03.416
66	36.516	1:03.982
11	36.730	1:03.750
2	42.934	1:04.345
14	43.047	1:04.556
69	45.242	1:06.841
27	1:00.221	1:05.507

LAP 19 @ 14:35:32.960		
NO	BEHIND	LAP TIME

16		1:02.360
71	0.747	1:02.867
8	4.655	1:02.509
17	4.734	1:02.429
90	1 Lap	1:06.709
52	16.216	1:03.013
43	21.517	1:03.257
74	21.978	1:02.502
48	22.043	1:02.776
75	22.368	1:03.170
65	22.639	1:02.882
15	22.816	1:02.919
46	23.134	1:03.696
37	23.189	1:02.900
44	23.681	1:03.127
7	23.998	1:03.426
66	38.010	1:03.854
11	38.306	1:03.936
14	44.897	1:04.210
2	45.173	1:04.599
69	46.824	1:03.942

LAP 20 @ 14:36:35.054		
NO	BEHIND	LAP TIME

16		1:02.094
71	1.104	1:02.451
27	1 Lap	1:06.232
8	4.919	1:02.358
17	5.033	1:02.393
90	1 Lap	1:06.002
52	17.500	1:03.378
48	22.425	1:02.476
43	22.692	1:03.269
74	22.742	1:02.858
75	23.221	1:02.947
15	23.457	1:02.735
46	23.671	1:02.631
37	23.886	1:02.791
65	23.948	1:03.403
44	24.481	1:02.894
7	24.881	1:02.977
66	39.830	1:03.914
11	40.106	1:03.894
14	47.608	1:04.805
2	47.836	1:04.757

LAP 21 @ 14:37:37.419		
NO	BEHIND	LAP TIME

16		1:02.365
71	0.768	1:02.029
8	4.811	1:02.257
17	5.052	1:02.384
27	1 Lap	1:05.507
90	1 Lap	1:05.790
52	18.265	1:03.130
74	22.805	1:02.428
48	22.869	1:02.809
43	23.002	1:02.675
75	23.289	1:02.433
15	23.536	1:02.444
37	23.969	1:02.448
46	24.020	1:02.714
65	24.576	1:02.993
44	25.012	1:02.896
7	26.485	1:03.969
66	41.282	1:03.817
11	41.452	1:03.711
14	49.930	1:04.687
2	50.037	1:04.566
69	50.426	1:03.953

LAP 22 @ 14:38:39.559		
NO	BEHIND	LAP TIME

16		1:02.140
71	0.616	1:01.988
8	5.113	1:02.442
17	5.319	1:02.407
27	1 Lap	1:04.866
90	1 Lap	1:06.265
52	19.184	1:03.059
43	23.644	1:02.782
74	23.724	1:03.059
48	23.755	1:03.026
15	24.178	1:02.782
75	24.253	1:03.104
37	24.377	1:02.548
46	24.654	1:02.774
65	25.260	1:02.824
44	25.806	1:02.934
7	27.684	1:03.339
66	43.329	1:04.187
11	43.427	1:04.115
2	52.044	1:04.147
14	52.229	1:04.439
69	52.526	1:04.240

LAP 23 @ 14:39:41.899		
NO	BEHIND	LAP TIME

16		1:02.340
71	0.273	1:01.997
8	5.140	1:02.367
17	5.340	1:02.361
27	1 Lap	1:05.162
52	20.201	1:03.357
90	1 Lap	1:05.822
74	24.347	1:02.963
43	24.444	1:03.140

48	24.506	1:03.091
75	24.588	1:02.675
15	24.850	1:03.012
37	24.981	1:02.944
46	25.099	1:02.785
65	25.691	1:02.771
44	26.626	1:03.160
7	28.525	1:03.181
66	45.025	1:04.036
11	45.264	1:04.177
2	53.721	1:04.017
14	54.117	1:04.228
69	54.205	1:04.019

LAP 24 @ 14:40:44.187		
NO	BEHIND	LAP TIME

16		1:02.288
71	0.148	1:02.163
8	5.269	1:02.417
17	5.509	1:02.457
27	1 Lap	1:05.267
52	21.094	1:03.181
90	1 Lap	1:05.606
75	25.228	1:02.928
74	25.499	1:03.440
43	25.581	1:03.425
37	25.632	1:02.939
46	25.667	1:02.856
15	25.700	1:03.138
48	25.951	1:03.733
65	26.424	1:03.021
44	28.084	1:03.746
7	29.853	1:03.616
66	46.487	1:03.750
11	46.681	1:03.705
69	55.945	1:04.028
2	56.087	1:04.654
14	56.422	1:04.593

LAP 25 @ 14:41:46.309		
NO	BEHIND	LAP TIME

71		1:01.974
16	0.021	1:02.143
8	5.525	1:02.378
17	5.896	1:02.509
27	1 Lap	1:05.442
52	21.929	1:02.957
74	26.227	1:02.850
75	26.452	1:03.346
43	26.587	1:03.128
46	26.771	1:03.226
15	26.817	1:03.239
37	26.883	1:03.373
48	26.933	1:03.104
90	1 Lap	1:05.868
44	29.628	1:03.666
7	31.273	1:03.542
66	47.865	1:03.500
11	47.928	1:03.369
69	57.892	1:04.069
2	57.938	1:03.973
14	58.436	1:04.136

Weather / Track : Cloudy / Dry

Silverstone National
Circuit Length = 1.6404 miles
Start: 14:15 Flag 14:41 End: 14:43

MCRCB BULLETIN TK156

2020 Bennetts British Superbike Championship - Round 3

2020 Honda British Talent Cup

RACE 1 - POSITION CHART

No	Name	Lap																										
		Pos	1	2	3	4	5	6	7	8	9	10	11	12	13	14	15	16	17	18	19	20	21	22	23	24	25	
71	FARRER	1	72	72	72	16	16	16	16	16	16	16	16	16	16	16	16	16	16	16	16	16	16	16	16	16	16	71
72	O'GORMAN	2	16	16	16	71	71	71	71	71	71	71	71	71	71	71	71	71	71	71	71	71	71	71	71	71	71	16
16	CLARIDGE	3	71	71	71	8	8	8	8	17	17	17	17	17	17	8	8	8	8	8	8	8	8	8	8	8	8	8
8	O'SHEA	4	17	17	8	17	17	17	17	8	8	8	8	8	8	17	17	17	17	17	17	17	17	17	17	17	17	17
17	BOURNE	5	8	8	17	52	52	52	52	52	52	52	52	52	52	52	52	52	52	52	52	52	52	52	52	52	52	52
52	BELFORD	6	52	52	52	43	43	43	43	48	75	75	48	48	15	15	48	15	43	43	43	48	74	43	74	75	74	
43	HITCHCOCK	7	75	43	43	75	48	48	48	43	48	48	15	15	48	48	15	74	15	75	74	43	48	74	43	74	75	
75	GARNES	8	43	75	75	48	75	75	75	75	43	15	75	75	75	75	74	48	46	48	48	74	43	48	48	43	43	
15	CROSBY	9	48	48	48	15	15	74	74	15	15	37	37	74	74	74	43	43	74	46	75	75	75	15	75	37	46	
48	WALKER	10	7	7	7	74	74	15	15	74	74	43	74	37	46	46	46	46	75	74	65	15	15	75	15	46	15	
44	HILL	11	15	15	15	46	46	46	46	46	37	74	46	46	37	43	75	75	48	65	15	46	37	37	37	15	37	
37	TINKER	12	44	74	74	7	7	7	7	37	46	46	43	43	43	65	37	65	65	15	46	37	46	46	46	48	48	
7	LYONS	13	74	44	46	37	37	37	37	44	44	44	65	65	65	37	65	37	37	37	37	65	65	65	65	65	44	
74	COOK	14	46	46	37	44	44	44	44	7	7	65	44	44	44	44	44	44	7	44	44	44	44	44	44	44	7	
66	THOMAS	15	37	37	44	65	65	65	65	65	65	7	7	7	7	7	7	7	44	7	7	7	7	7	7	7	66	
46	DUFTON	16	65	65	65	11	11	11	11	66	11	11	11	11	66	66	66	66	66	66	66	66	66	66	66	66	11	
69	SCOTT	17	11	11	11	66	66	66	66	11	66	66	66	11	11	11	11	11	11	11	11	11	11	11	11	11	69	
65	ROWAN	18	69	69	69	69	69	69	69	69	69	69	69	69	69	2	69	69	69	2	14	14	14	2	2	69	2	
11	DOBSON	19	2	66	66	2	2	2	2	2	2	2	2	2	2	69	2	2	14	14	2	2	2	14	14	2	14	
14	PENDRILL	20	27	27	27	27	14	14	14	14	14	14	14	14	14	14	14	14	2	69	69	69	69	69	69	14	14	
2	COATES	21	66	2	2	14	27	5	5	5	5	27	27	27	27	27	27	27	27	27	27	27	27	27	27	27	27	
5	JOHNSON	22	14	14	14	5	5	27	27	27	27	90	90	90	90	90	90	90	90	90	90	90	90	90	90	90	90	
90	COOK	23	5	5	5	90	90	90	90	90	90																	
27	BEACH	24	90	90	90																							

Weather / Track : Cloudy / Dry

Silverstone National
 Circuit Length = 1.6404 miles
 Start: 14:15 Flag 14:41 End: 14:43

Results can be found at www.tsl-timing.com

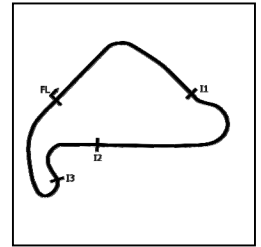
Printed - 14:48 Saturday, 05 September 2020

MCRCB BULLETIN TK157

2020 Bennetts British Superbike Championship - Round 3

2020 Honda British Talent Cup

RACE 1 - SECTOR ANALYSIS



SECTOR 1 = FL to I1, SECTOR 2 = I1 to I2, SECTOR 3 = I2 to I3, SECTOR 4 = I3 to FL, DIFF = Difference To Personal Best Lap, P = Crossed Finish Line in Pit Lane, D = Time Disallowed

P1 71		Charlie FARRER				Honda - Victoria House Racing Academy / Mortimer Racing					
IDEAL LAP TIME : 1:01.437		BEST LAP TIME : 1:01.695		DIFFERENCE : 0.258							
LAP	SECTOR 1	SECTOR 2		SECTOR 3		SECTOR 4		LAP TIME	MPH	DIFF	TIME OF DAY
1 -		21.096	119.8	9.881	15.133	117.2	1:05.201	90.57	3.506	14:16:54.341	
2 -	16.494	20.494	124.0	9.957	15.062	119.1	1:02.007	95.24	0.312	14:17:56.348	
3 -	16.251	20.516	122.6	9.841	15.087	118.0	1:01.695 (1)	95.72		14:18:58.043	
4 -	16.217	20.520	121.5	9.901	15.262	117.0	1:01.900	95.40	0.205	14:19:59.943	
5 -	16.362	20.483	121.1	9.742	15.128	116.8	1:01.715 (2)	95.69	0.020	14:21:01.658	
6 -	16.351	20.598	121.5	9.744	15.134	116.8	1:01.827 (3)	95.51	0.132	14:22:03.485	
7 -	16.237	20.550	117.3	9.988	15.087	117.8	1:01.862	95.46	0.167	14:23:05.347	
8 -	16.367	20.705	121.3	9.833	15.097	117.4	1:02.002	95.24	0.307	14:24:07.349	
9 -	16.543	20.753	120.4	9.938	15.132	118.4	1:02.366	94.69	0.671	14:25:09.715	
10 -	16.454	20.755	121.5	9.884	15.205	117.6	1:02.298	94.79	0.603	14:26:12.013	
11 -	16.597	20.710	121.7	9.878	15.227	117.4	1:02.412	94.62	0.717	14:27:14.425	
12 -	16.536	20.542	121.3	9.919	15.211	117.0	1:02.208	94.93	0.513	14:28:16.633	
13 -	16.443	20.749	121.7	9.968	15.066	118.4	1:02.226	94.90	0.531	14:29:18.859	
14 -	16.415	20.705	121.1	9.842	15.230	118.9	1:02.192	94.95	0.497	14:30:21.051	
15 -	16.385	20.738	115.7	10.015	15.137	118.7	1:02.275	94.83	0.580	14:31:23.326	
16 -	16.264	20.877	118.5	9.903	15.222	117.4	1:02.266	94.84	0.571	14:32:25.592	
17 -	16.552	20.743	117.9	9.916	15.093	117.0	1:02.304	94.78	0.609	14:33:27.896	
18 -	16.709	21.212	120.9	9.802	15.221	117.4	1:02.944	93.82	1.249	14:34:30.840	
19 -	16.350	20.937	105.6	10.399	15.181	117.0	1:02.867	93.93	1.172	14:35:33.707	
20 -	16.425	20.531	122.4	10.251	15.244	116.8	1:02.451	94.56	0.756	14:36:36.158	
21 -	16.478	20.726	120.0	9.675	15.150	117.2	1:02.029	95.20	0.334	14:37:38.187	
22 -	16.499	20.689	120.6	9.704	15.096	117.8	1:01.988	95.27	0.293	14:38:40.175	
23 -	16.342	20.621	121.5	9.907	15.127	117.0	1:01.997	95.25	0.302	14:39:42.172	
24 -	16.333	20.694	118.5	9.935	15.201	116.3	1:02.163	95.00	0.468	14:40:44.335	
25 -	16.305	20.720	122.4	9.839	15.110	117.2	1:01.974	95.29	0.279	14:41:46.309	

P2 16		Harvey CLARIDGE				Honda - City Lifting / SP125 Racing					
IDEAL LAP TIME : 1:01.291		BEST LAP TIME : 1:01.473		DIFFERENCE : 0.182							
LAP	SECTOR 1	SECTOR 2		SECTOR 3		SECTOR 4		LAP TIME	MPH	DIFF	TIME OF DAY
1 -		21.163	118.7	9.921	15.016	120.4	1:05.194	90.58	3.721	14:16:54.334	
2 -	16.241	20.685	118.9	9.741	15.078	117.6	1:01.745 (3)	95.64	0.272	14:17:56.079	
3 -	16.247	20.583	119.4	9.706	15.088	117.0	1:01.624 (2)	95.83	0.151	14:18:57.703	
4 -	16.119	20.516	119.4	9.640	15.198	116.1	1:01.473 (1)	96.06		14:19:59.176	
5 -	16.368	20.640	119.1	9.721	15.277	116.1	1:02.006	95.24	0.533	14:21:01.182	
6 -	16.325	20.654	118.7	9.667	15.257	115.5	1:01.903	95.40	0.430	14:22:03.085	
7 -	16.340	20.747	118.7	9.695	15.293	115.9	1:02.075	95.13	0.602	14:23:05.160	
8 -	16.338	20.693	118.1	9.697	15.278	115.7	1:02.006	95.24	0.533	14:24:07.166	
9 -	16.494	20.846	117.9	9.764	15.231	116.3	1:02.335	94.74	0.862	14:25:09.501	
10 -	16.420	20.871	118.3	9.788	15.272	115.9	1:02.351	94.71	0.878	14:26:11.852	
11 -	16.505	20.773	118.9	9.843	15.340	115.9	1:02.461	94.54	0.988	14:27:14.313	
12 -	16.392	20.688	118.5	9.827	15.337	115.7	1:02.244	94.87	0.771	14:28:16.557	
13 -	16.374	20.728	118.5	9.782	15.228	116.6	1:02.112	95.08	0.639	14:29:18.669	
14 -	16.374	20.751	118.3	9.772	15.309	116.6	1:02.206	94.93	0.733	14:30:20.875	
15 -	16.394	20.752	118.1	9.770	15.303	116.6	1:02.219	94.91	0.746	14:31:23.094	
16 -	16.366	20.884	117.7	9.823	15.348	116.8	1:02.421	94.61	0.948	14:32:25.515	
17 -	16.425	20.836	118.9	9.842	15.212	116.6	1:02.315	94.77	0.842	14:33:27.830	
18 -	16.641	21.129	118.9	9.799	15.201	116.3	1:02.770	94.08	1.297	14:34:30.600	
19 -	16.462	20.793	118.5	9.772	15.333	116.1	1:02.360	94.70	0.887	14:35:32.960	
20 -	16.434	20.576	121.1	9.773	15.311	116.1	1:02.094	95.10	0.621	14:36:35.054	
21 -	16.467	20.834	117.7	9.746	15.318	116.6	1:02.365	94.69	0.892	14:37:37.419	
22 -	16.368	20.779	118.9	9.730	15.263	116.3	1:02.140	95.03	0.667	14:38:39.559	
23 -	16.416	20.824	118.5	9.732	15.368	115.5	1:02.340	94.73	0.867	14:39:41.899	
24 -	16.393	20.808	118.5	9.752	15.335	115.1	1:02.288	94.81	0.815	14:40:44.187	
25 -	16.351	20.701	119.1	9.714	15.377	115.5	1:02.143	95.03	0.670	14:41:46.330	

Weather / Track : Cloudy / Dry

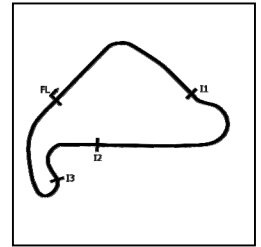
Silverstone National
Circuit Length = 1.6404 miles
Start: 14:15 Flag 14:41 End: 14:43

MCRCB BULLETIN TK157

2020 Bennetts British Superbike Championship - Round 3

2020 Honda British Talent Cup

RACE 1 - SECTOR ANALYSIS



SECTOR 1 = FL to I1, SECTOR 2 = I1 to I2 SECTOR 3 = I2 to I3, SECTOR 4 = I3 to FL, DIFF = Difference To Personal Best Lap, P = Crossed Finish Line in Pit Lane, D = Time Disallowed

P3		8		Eddie O'SHEA		Honda - WAM			
IDEAL LAP TIME : 1:01.501		BEST LAP TIME : 1:01.824		DIFFERENCE : 0.323					
LAP	SECTOR 1	SECTOR 2	SECTOR 3	SECTOR 4	LAP TIME	MPH	DIFF	TIME OF DAY	
1 -		21.454 123.3	10.207	15.211 121.1	1:06.093	89.35	4.269	14:16:55.233	
2 -	16.272	20.646 125.9	9.999	15.267 119.5	1:02.184	94.97	0.360	14:17:57.417	
3 -	16.254	20.468 125.6	9.993	15.109 119.1	1:01.824 (1)	95.52		14:18:59.241	
4 -	16.164	20.628 122.6	9.953	15.192 118.7	1:01.937 (2)	95.34	0.113	14:20:01.178	
5 -	16.330	20.593 123.3	10.022	15.283 117.0	1:02.228	94.90	0.404	14:21:03.406	
6 -	16.414	20.682 122.4	10.016	15.319 117.0	1:02.431	94.59	0.607	14:22:05.837	
7 -	16.533	20.682 122.0	10.115	15.437 116.6	1:02.767	94.08	0.943	14:23:08.604	
8 -	16.593	20.716 120.6	10.181	15.425 115.1	1:02.915	93.86	1.091	14:24:11.519	
9 -	16.517	20.852 120.6	10.160	15.175 119.3	1:02.704	94.18	0.880	14:25:14.223	
10 -	16.221	20.911 119.6	10.171	15.187 118.4	1:02.490	94.50	0.666	14:26:16.713	
11 -	16.330	20.740 119.4	10.368	15.288 118.7	1:02.726	94.15	0.902	14:27:19.439	
12 -	16.215	20.691 119.1	10.192	15.289 119.5	1:02.387	94.66	0.563	14:28:21.826	
13 -	16.075	20.559 118.1	10.409	15.144 120.0	1:02.187	94.96	0.363	14:29:24.013	
14 -	16.127	20.567 122.0	10.099	15.183 118.7	1:01.976 (3)	95.28	0.152	14:30:25.989	
15 -	16.337	20.663 121.5	9.987	15.237 118.0	1:02.224	94.90	0.400	14:31:28.213	
16 -	16.465	20.708 121.1	9.952	15.230 118.0	1:02.355	94.71	0.531	14:32:30.568	
17 -	16.439	20.671 120.6	10.137	15.207 118.4	1:02.454	94.56	0.630	14:33:33.022	
18 -	16.473	20.554 122.6	9.849	15.208 118.9	1:02.084	95.12	0.260	14:34:35.106	
19 -	16.398	20.867 121.3	9.937	15.307 117.4	1:02.509	94.47	0.685	14:35:37.615	
20 -	16.433	20.671 122.4	9.971	15.283 118.0	1:02.358	94.70	0.534	14:36:39.973	
21 -	16.396	20.654 122.4	10.015	15.192 118.2	1:02.257	94.85	0.433	14:37:42.230	
22 -	16.495	20.694 121.5	9.995	15.258 118.9	1:02.442	94.57	0.618	14:38:44.672	
23 -	16.458	20.685 122.0	9.999	15.225 117.4	1:02.367	94.69	0.543	14:39:47.039	
24 -	16.498	20.650 121.7	10.024	15.245 117.4	1:02.417	94.61	0.593	14:40:49.456	
25 -	16.509	20.672 122.6	9.954	15.243 118.0	1:02.378	94.67	0.554	14:41:51.834	

P4		17		Franco BOURNE		Honda - Franco Bourne Racing / SP125 Racing			
IDEAL LAP TIME : 1:01.659		BEST LAP TIME : 1:01.940		DIFFERENCE : 0.281					
LAP	SECTOR 1	SECTOR 2	SECTOR 3	SECTOR 4	LAP TIME	MPH	DIFF	TIME OF DAY	
1 -		21.443 119.4	9.865	15.202 118.7	1:05.716	89.86	3.776	14:16:54.856	
2 -	16.474	20.683 119.8	9.818	15.221 117.2	1:02.196 (3)	94.95	0.256	14:17:57.052	
3 -	16.392	20.640 119.6	10.165	15.141 118.9	1:02.338	94.73	0.398	14:18:59.390	
4 -	16.190	20.614 122.2	9.953	15.183 118.4	1:01.940 (1)	95.34		14:20:01.330	
5 -	16.238	20.696 122.4	9.928	15.338 118.0	1:02.200	94.94	0.260	14:21:03.530	
6 -	16.366	20.682 122.6	10.071	15.288 118.0	1:02.407	94.63	0.467	14:22:05.937	
7 -	16.504	20.689 122.4	10.162	15.357 115.9	1:02.712	94.17	0.772	14:23:08.649	
8 -	16.574	20.855 120.9	10.036	15.293 115.1	1:02.758	94.10	0.818	14:24:11.407	
9 -	16.549	20.805 118.3	9.905	15.239 115.9	1:02.498	94.49	0.558	14:25:13.905	
10 -	16.429	20.859 117.9	9.950	15.317 114.7	1:02.555	94.40	0.615	14:26:16.460	
11 -	16.452	20.787 118.3	9.813	15.416 114.7	1:02.468	94.53	0.528	14:27:18.928	
12 -	16.418	20.840 117.7	9.796	15.346 115.1	1:02.400	94.64	0.460	14:28:21.328	
13 -	16.348	20.724 117.9	9.912	15.270 115.1	1:02.254	94.86	0.314	14:29:23.582	
14 -	16.447	20.802 117.3	10.070	15.165 119.3	1:02.484	94.51	0.544	14:30:26.066	
15 -	16.358	20.951 118.3	9.921	15.170 118.0	1:02.400	94.64	0.460	14:31:28.466	
16 -	16.379	20.795 120.0	9.911	15.170 118.4	1:02.255	94.86	0.315	14:32:30.721	
17 -	16.379	20.876 119.6	9.945	15.224 118.9	1:02.424	94.60	0.484	14:33:33.145	
18 -	16.448	20.718 120.9	9.895	15.059 118.7	1:02.120 (2)	95.06	0.180	14:34:35.265	
19 -	16.326	20.916 121.3	9.955	15.232 118.7	1:02.429	94.59	0.489	14:35:37.694	
20 -	16.436	20.683 122.6	9.981	15.293 118.4	1:02.393	94.65	0.453	14:36:40.087	
21 -	16.376	20.735 121.3	9.952	15.321 117.0	1:02.384	94.66	0.444	14:37:42.471	
22 -	16.323	20.869 121.1	9.926	15.289 118.4	1:02.407	94.63	0.467	14:38:44.878	
23 -	16.358	20.712 121.5	9.957	15.334 117.4	1:02.361	94.70	0.421	14:39:47.239	
24 -	16.375	20.853 120.4	9.865	15.364 117.0	1:02.457	94.55	0.517	14:40:49.696	
25 -	16.332	20.656 122.9	10.027	15.494 116.3	1:02.509	94.47	0.569	14:41:52.205	

Weather / Track : Cloudy / Dry

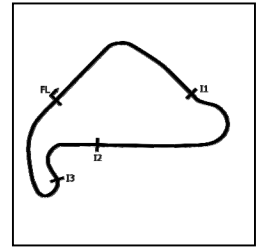
Silverstone National
 Circuit Length = 1.6404 miles
 Start: 14:15 Flag 14:41 End: 14:43

MCRCB BULLETIN TK157

2020 Bennetts British Superbike Championship - Round 3

2020 Honda British Talent Cup

RACE 1 - SECTOR ANALYSIS



SECTOR 1 = FL to I1, SECTOR 2 = I1 to I2, SECTOR 3 = I2 to I3, SECTOR 4 = I3 to FL, DIFF = Difference To Personal Best Lap, P = Crossed Finish Line in Pit Lane, D = Time Disallowed

P5 52		Evan BELFORD				Honda - City Lifting by RS Racing			
IDEAL LAP TIME : 1:02.269		BEST LAP TIME : 1:02.357		DIFFERENCE : 0.088					
LAP	SECTOR 1	SECTOR 2	SECTOR 3	SECTOR 4	LAP TIME	MPH	DIFF	TIME OF DAY	
1 -		21.364 116.7	10.364	15.209	122.4	1:06.269	89.11	3.912	14:16:55.409
2 -	16.442	20.637 123.8	10.074	15.204	120.6	1:02.357 (1)	94.70		14:17:57.766
3 -	16.484	20.676 121.7	10.091	15.185	119.7	1:02.436 (2)	94.58	0.079	14:19:00.202
4 -	16.445	20.746 121.3	10.066	15.351	118.7	1:02.608 (3)	94.32	0.251	14:20:02.810
5 -	16.602	20.837 120.6	10.067	15.339	117.6	1:02.845	93.97	0.488	14:21:05.655
6 -	16.668	20.913 120.6	10.126	15.442	117.0	1:03.149	93.51	0.792	14:22:08.804
7 -	16.716	20.762 120.4	10.208	15.396	117.8	1:03.082	93.61	0.725	14:23:11.886
8 -	16.541	20.910 120.4	10.055	15.386	117.6	1:02.892	93.90	0.535	14:24:14.778
9 -	16.804	21.055 118.9	10.284	15.435	118.0	1:03.578	92.88	1.221	14:25:18.356
10 -	16.762	20.911 119.6	10.108	15.484	117.0	1:03.265	93.34	0.908	14:26:21.621
11 -	16.652	20.834 119.4	10.005	15.408	117.4	1:02.899	93.89	0.542	14:27:24.520
12 -	16.630	20.760 120.0	10.089	15.429	117.8	1:02.908	93.87	0.551	14:28:27.428
13 -	16.571	20.776 119.1	10.120	15.568	118.0	1:03.035	93.68	0.678	14:29:30.463
14 -	16.657	20.839 119.1	10.155	15.336	118.4	1:02.987	93.76	0.630	14:30:33.450
15 -	16.602	20.824 119.6	10.144	15.352	118.2	1:02.922	93.85	0.565	14:31:36.372
16 -	16.637	20.893 119.1	10.264	15.454	116.6	1:03.248	93.37	0.891	14:32:39.620
17 -	16.805	20.931 119.8	10.074	15.422	118.0	1:03.232	93.39	0.875	14:33:42.852
18 -	16.763	20.883 120.0	10.253	15.412	117.6	1:03.311	93.28	0.954	14:34:46.163
19 -	16.727	20.820 120.0	10.091	15.375	117.8	1:03.013	93.72	0.656	14:35:49.176
20 -	16.872	20.947 120.0	10.172	15.387	118.0	1:03.378	93.18	1.021	14:36:52.554
21 -	16.660	20.853 119.8	10.173	15.444	117.8	1:03.130	93.54	0.773	14:37:55.684
22 -	16.657	20.823 120.2	10.059	15.520	118.2	1:03.059	93.65	0.702	14:38:58.743
23 -	16.623	21.058 120.4	10.116	15.560	116.3	1:03.357	93.21	1.000	14:40:02.100
24 -	16.703	20.785 119.8	10.187	15.506	117.0	1:03.181	93.47	0.824	14:41:05.281
25 -	16.615	20.857 120.2	10.043	15.442	117.4	1:02.957	93.80	0.600	14:42:08.238

P6 74		James COOK				Honda - Wilson Racing			
IDEAL LAP TIME : 1:02.001		BEST LAP TIME : 1:02.428		DIFFERENCE : 0.427					
LAP	SECTOR 1	SECTOR 2	SECTOR 3	SECTOR 4	LAP TIME	MPH	DIFF	TIME OF DAY	
1 -		21.229 121.3	10.531	15.384	120.6	1:07.993	86.85	5.565	14:16:57.133
2 -	16.485	20.727 122.9	10.400	15.176	121.3	1:02.788	94.05	0.360	14:17:59.921
3 -	16.708	21.171 121.5	10.627	15.215	120.6	1:03.721	92.68	1.293	14:19:03.642
4 -	16.768	20.899 124.5	10.384	15.253	119.7	1:03.304	93.29	0.876	14:20:06.946
5 -	16.548	20.768 122.6	10.505	15.542	117.8	1:03.363	93.20	0.935	14:21:10.309
6 -	16.703	20.862 122.4	10.157	15.250	119.3	1:02.972	93.78	0.544	14:22:13.281
7 -	16.796	20.874 121.7	10.229	15.290	117.8	1:03.189	93.46	0.761	14:23:16.470
8 -	16.719	21.131 122.2	10.296	15.256	119.5	1:03.402	93.14	0.974	14:24:19.872
9 -	16.714	20.810 124.2	10.300	15.453	117.8	1:03.277	93.33	0.849	14:25:23.149
10 -	16.700	21.041 123.3	10.473	15.241	120.4	1:03.455	93.06	1.027	14:26:26.604
11 -	17.338	20.866 125.2	10.185	15.172	119.1	1:03.561	92.91	1.133	14:27:30.165
12 -	16.482	21.031 118.7	10.341	15.418	117.8	1:03.272	93.33	0.844	14:28:33.437
13 -	16.365	20.968 123.5	10.314	15.281	118.2	1:02.928	93.84	0.500	14:29:36.365
14 -	16.582	20.935 118.3	10.346	15.316	119.1	1:03.179	93.47	0.751	14:30:39.544
15 -	16.323	20.877 121.5	10.377	15.202	119.1	1:02.779 (3)	94.07	0.351	14:31:42.323
16 -	16.485	20.819 119.6	10.183	15.318	117.4	1:02.805	94.03	0.377	14:32:45.128
17 -	16.726	21.353 120.9	10.261	15.172	118.4	1:03.512	92.98	1.084	14:33:48.640
18 -	16.633	21.888 120.0	10.195	15.080	121.1	1:03.796	92.57	1.368	14:34:52.436
19 -	16.535	20.787 119.4	9.922	15.258	116.3	1:02.502 (2)	94.48	0.074	14:35:54.938
20 -	16.525	20.685 123.1	10.383	15.265	118.9	1:02.858	93.95	0.430	14:36:57.796
21 -	16.493	20.684 120.9	9.914	15.337	114.7	1:02.428 (1)	94.59		14:38:00.224
22 -	16.696	20.896 120.2	10.081	15.386	118.0	1:03.059	93.65	0.631	14:39:03.283
23 -	16.622	20.876 118.5	10.046	15.419	114.1	1:02.963	93.79	0.535	14:40:06.246
24 -	16.725	21.028 119.1	10.143	15.544	115.7	1:03.440	93.09	1.012	14:41:09.686
25 -	16.449	21.017 117.3	9.969	15.415	114.1	1:02.850	93.96	0.422	14:42:12.536

Weather / Track : Cloudy / Dry

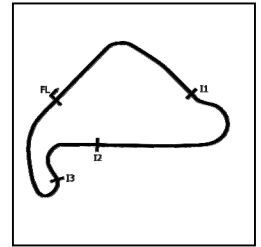
Silverstone National
Circuit Length = 1.6404 miles
Start: 14:15 Flag 14:41 End: 14:43

MCRCB BULLETIN TK157

2020 Bennetts British Superbike Championship - Round 3

2020 Honda British Talent Cup

RACE 1 - SECTOR ANALYSIS



SECTOR 1 = FL to I1, SECTOR 2 = I1 to I2, SECTOR 3 = I2 to I3, SECTOR 4 = I3 to FL, DIFF = Difference To Personal Best Lap, P = Crossed Finish Line in Pit Lane, D = Time Disallowed

P7 75 Jonathan GARNESS		Honda - Microlise Cresswell Racing							
IDEAL LAP TIME : 1:02.295		BEST LAP TIME : 1:02.433		DIFFERENCE : 0.138					
LAP	SECTOR 1	SECTOR 2	SECTOR 3	SECTOR 4	LAP TIME	MPH	DIFF	TIME OF DAY	
1 -		20.896 122.0	10.629	15.325 122.4	1:06.640	88.61	4.207	14:16:55.780	
2 -	16.801	21.060 125.9	10.442	15.380 122.0	1:03.683	92.73	1.250	14:17:59.463	
3 -	16.674	20.975 123.3	10.600	15.389 121.3	1:03.638	92.80	1.205	14:19:03.101	
4 -	16.906	20.901 125.4	10.313	15.288 120.6	1:03.408	93.13	0.975	14:20:06.509	
5 -	16.535	20.931 122.9	10.595	15.602 116.6	1:03.663	92.76	1.230	14:21:10.172	
6 -	16.694	20.653 126.1	10.301	15.244 120.4	1:02.892	93.90	0.459	14:22:13.064	
7 -	16.723	20.768 123.1	10.493	15.240 120.8	1:03.224	93.40	0.791	14:23:16.288	
8 -	16.653	20.993 122.9	10.392	15.338 118.7	1:03.376	93.18	0.943	14:24:19.664	
9 -	16.499	20.803 123.8	10.255	15.311 120.0	1:02.868	93.93	0.435	14:25:22.532	
10 -	16.822	20.939 123.3	10.224	15.427 119.1	1:03.412	93.13	0.979	14:26:25.944	
11 -	17.345	20.812 123.1	10.383	15.284 121.7	1:03.824	92.53	1.391	14:27:29.768	
12 -	16.657	21.129 124.2	10.329	15.228 121.5	1:03.343	93.23	0.910	14:28:33.111	
13 -	16.433	21.084 124.5	10.362	15.118 122.4	1:02.997	93.74	0.564	14:29:36.108	
14 -	16.721	20.935 124.7	10.348	15.144 122.4	1:03.148	93.52	0.715	14:30:39.256	
15 -	16.498	21.300 124.5	10.408	15.447 120.6	1:03.653	92.77	1.220	14:31:42.909	
16 -	16.485	20.571 129.5	10.485	15.140 120.4	1:02.681 (3)	94.21	0.248	14:32:45.590	
17 -	16.733	20.926 122.2	10.467	15.132 121.7	1:03.258	93.35	0.825	14:33:48.848	
18 -	16.513	21.155 124.5	10.333	15.309 119.1	1:03.310	93.28	0.877	14:34:52.158	
19 -	16.661	21.010 122.6	10.297	15.202 122.2	1:03.170	93.48	0.737	14:35:55.328	
20 -	16.665	20.792 126.3	10.307	15.183 121.1	1:02.947	93.81	0.514	14:36:58.275	
21 -	16.436	20.686 123.8	10.173	15.138 120.0	1:02.433 (1)	94.59		14:38:00.708	
22 -	16.554	20.762 126.6	10.244	15.544 121.5	1:03.104	93.58	0.671	14:39:03.812	
23 -	16.488	20.596 124.7	10.332	15.259 121.5	1:02.675 (2)	94.22	0.242	14:40:06.487	
24 -	16.470	20.843 124.0	10.262	15.353 118.7	1:02.928	93.84	0.495	14:41:09.415	
25 -	16.570	21.209 124.2	10.229	15.338 118.4	1:03.346	93.22	0.913	14:42:12.761	

P8 43 Ryan HITCHCOCK		Honda - Wilson Racing							
IDEAL LAP TIME : 1:02.149		BEST LAP TIME : 1:02.675		DIFFERENCE : 0.526					
LAP	SECTOR 1	SECTOR 2	SECTOR 3	SECTOR 4	LAP TIME	MPH	DIFF	TIME OF DAY	
1 -		20.981 123.3	10.345	15.462 120.8	1:06.914	88.25	4.239	14:16:56.054	
2 -	16.755	20.786 122.4	10.167	15.330 118.2	1:03.038	93.68	0.363	14:17:59.092	
3 -	16.695	20.909 120.4	10.196	15.623 117.0	1:03.423	93.11	0.748	14:19:02.515	
4 -	16.657	20.945 120.4	10.296	15.395 116.6	1:03.293	93.30	0.618	14:20:05.808	
5 -	16.785	20.894 120.4	10.307	15.502 115.7	1:03.488	93.02	0.813	14:21:09.296	
6 -	16.792	20.979 119.8	10.130	15.533 115.5	1:03.434	93.09	0.759	14:22:12.730	
7 -	16.843	20.863 119.4	10.193	15.429 116.1	1:03.328	93.25	0.653	14:23:16.058	
8 -	16.710	20.953 118.7	10.194	15.537 117.0	1:03.394	93.15	0.719	14:24:19.452	
9 -	16.471	21.123 119.4	10.410	15.559 118.7	1:03.563	92.91	0.888	14:25:23.015	
10 -	16.556	21.172 116.9	10.456	15.283 120.4	1:03.467	93.05	0.792	14:26:26.482	
11 -	17.597	20.802 124.0	10.346	15.241 120.0	1:03.986	92.29	1.311	14:27:30.468	
12 -	16.457	20.941 117.9	10.565	15.448 119.5	1:03.411	93.13	0.736	14:28:33.879	
13 -	16.379	20.808 121.5	10.508	15.281 120.0	1:02.976	93.77	0.301	14:29:36.855	
14 -	16.942	20.725 122.2	10.111	15.194 121.3	1:02.972	93.78	0.297	14:30:39.827	
15 -	16.362	21.238 121.5	10.072	15.187 120.0	1:02.859	93.95	0.184	14:31:42.686	
16 -	16.351	20.659 123.8	10.339	15.423 119.1	1:02.772 (3)	94.08	0.097	14:32:45.458	
17 -	16.563	21.014 122.2	10.077	15.367 115.3	1:03.021	93.70	0.346	14:33:48.479	
18 -	16.684	20.773 119.6	10.002	15.282 116.1	1:02.741 (2)	94.12	0.066	14:34:51.220	
19 -	16.682	21.006 119.1	10.154	15.415 115.9	1:03.257	93.35	0.582	14:35:54.477	
20 -	16.731	20.792 119.1	10.399	15.347 117.4	1:03.269	93.34	0.594	14:36:57.746	
21 -	16.589	20.683 120.9	10.253	15.150 121.1	1:02.675 (1)	94.22		14:38:00.421	
22 -	16.471	20.859 121.3	10.028	15.424 117.0	1:02.782	94.06	0.107	14:39:03.203	
23 -	16.693	20.796 120.0	9.989	15.662 114.7	1:03.140	93.53	0.465	14:40:06.343	
24 -	16.736	21.016 121.1	10.191	15.482 116.8	1:03.425	93.11	0.750	14:41:09.768	
25 -	16.415	21.168 119.6	10.122	15.423 118.2	1:03.128	93.55	0.453	14:42:12.896	

Weather / Track : Cloudy / Dry

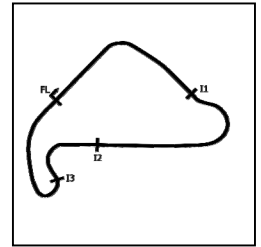
Silverstone National
Circuit Length = 1.6404 miles
Start: 14:15 Flag 14:41 End: 14:43

MCRCB BULLETIN TK157

2020 Bennetts British Superbike Championship - Round 3

2020 Honda British Talent Cup

RACE 1 - SECTOR ANALYSIS



SECTOR 1 = FL to I1, SECTOR 2 = I1 to I2, SECTOR 3 = I2 to I3, SECTOR 4 = I3 to FL, DIFF = Difference To Personal Best Lap, P = Crossed Finish Line in Pit Lane, D = Time Disallowed

P9 46		Elliott DUFTON				Honda - D&D Racing			
IDEAL LAP TIME : 1:02.155		BEST LAP TIME : 1:02.631				DIFFERENCE : 0.476			
LAP	SECTOR 1	SECTOR 2	SECTOR 3	SECTOR 4	LAP TIME	MPH	DIFF	TIME OF DAY	
1 -		21.374 119.6	10.720	15.364 120.4	1:08.119	86.69	5.488	14:16:57.259	
2 -	16.561	21.189 122.6	10.174	15.248 120.0	1:03.172	93.48	0.541	14:18:00.431	
3 -	16.474	21.168 122.4	10.436	15.382 119.7	1:03.460	93.06	0.829	14:19:03.891	
4 -	16.657	21.006 124.0	10.404	15.423 115.7	1:03.490	93.01	0.859	14:20:07.381	
5 -	16.627	20.781 121.1	10.245	15.372 118.9	1:03.025	93.70	0.394	14:21:10.406	
6 -	16.966	20.749 124.9	10.291	15.206 118.7	1:03.212	93.42	0.581	14:22:13.618	
7 -	16.580	20.838 124.2	10.372	15.232 120.2	1:03.022	93.70	0.391	14:23:16.640	
8 -	16.644	21.128 124.0	10.362	15.165 119.7	1:03.299	93.29	0.668	14:24:19.939	
9 -	17.045	20.883 120.9	10.230	15.265 120.4	1:03.423	93.11	0.792	14:25:23.362	
10 -	16.696	20.983 123.1	10.446	15.307 117.8	1:03.432	93.10	0.801	14:26:26.794	
11 -	17.153	20.865 122.6	10.235	15.222 118.4	1:03.475	93.03	0.844	14:27:30.269	
12 -	16.590	21.033 118.5	10.471	15.192 120.4	1:03.286	93.31	0.655	14:28:33.555	
13 -	16.541	20.933 122.2	10.201	15.250 119.1	1:02.925	93.85	0.294	14:29:36.480	
14 -	16.548	21.023 120.0	10.260	15.332 120.0	1:03.163	93.49	0.532	14:30:39.643	
15 -	16.393	21.384 116.5	10.202	15.190 119.3	1:03.169	93.48	0.538	14:31:42.812	
16 -	16.588	20.576 122.6	10.320	15.234 118.9	1:02.718 (3)	94.16	0.087	14:32:45.530	
17 -	16.569	21.175 120.9	10.028	15.240 117.0	1:03.012	93.72	0.381	14:33:48.542	
18 -	16.733	21.489 116.7	10.327	15.307 118.9	1:03.856	92.48	1.225	14:34:52.398	
19 -	16.601	21.295 119.6	10.365	15.435 117.8	1:03.696	92.71	1.065	14:35:56.094	
20 -	16.414	20.781 122.6	10.275	15.161 119.1	1:02.631 (1)	94.29		14:36:58.725	
21 -	16.411	20.906 120.6	10.168	15.229 117.4	1:02.714 (2)	94.16	0.083	14:38:01.439	
22 -	16.472	20.705 123.1	10.279	15.318 118.2	1:02.774	94.07	0.143	14:39:04.213	
23 -	16.390	21.191 122.0	10.030	15.174 119.7	1:02.785	94.06	0.154	14:40:06.998	
24 -	16.533	20.891 120.6	10.155	15.277 117.4	1:02.856	93.95	0.225	14:41:09.854	
25 -	16.431	21.225 119.1	10.046	15.524 117.4	1:03.226	93.40	0.595	14:42:13.080	

P10 15		Harrison CROSBY				Honda - Banks Racing			
IDEAL LAP TIME : 1:02.242		BEST LAP TIME : 1:02.444				DIFFERENCE : 0.202			
LAP	SECTOR 1	SECTOR 2	SECTOR 3	SECTOR 4	LAP TIME	MPH	DIFF	TIME OF DAY	
1 -		21.457 123.1	10.504	15.333 120.2	1:07.630	87.32	5.186	14:16:56.770	
2 -	16.608	20.896 124.9	10.294	15.300 121.1	1:03.098	93.59	0.654	14:17:59.868	
3 -	16.676	21.243 120.0	10.451	15.352 120.4	1:03.722	92.67	1.278	14:19:03.590	
4 -	16.689	20.959 123.8	10.259	15.343 118.2	1:03.250	93.37	0.806	14:20:06.840	
5 -	16.500	20.877 124.0	10.529	15.511 117.0	1:03.417	93.12	0.973	14:21:10.257	
6 -	16.849	20.873 124.7	10.224	15.123 120.4	1:03.069	93.63	0.625	14:22:13.326	
7 -	16.659	20.932 122.0	10.315	15.301 120.4	1:03.207	93.43	0.763	14:23:16.533	
8 -	16.541	20.911 120.6	10.490	15.329 117.6	1:03.271	93.33	0.827	14:24:19.804	
9 -	16.618	20.861 122.9	10.292	15.528 117.4	1:03.299	93.29	0.855	14:25:23.103	
10 -	16.526	21.076 123.3	10.186	15.312 117.0	1:03.100	93.59	0.656	14:26:26.203	
11 -	16.939	20.753 122.9	10.156	15.507 115.5	1:03.355	93.21	0.911	14:27:29.558	
12 -	16.664	20.855 121.7	10.201	15.354 118.4	1:03.074	93.63	0.630	14:28:32.632	
13 -	16.554	21.122 119.4	10.185	15.446 115.3	1:03.307	93.28	0.863	14:29:35.939	
14 -	16.614	20.850 120.9	10.143	15.354 117.2	1:02.961	93.79	0.517	14:30:38.900	
15 -	16.593	21.196 118.7	10.320	15.213 118.0	1:03.322	93.26	0.878	14:31:42.222	
16 -	16.530	20.802 120.9	10.125	15.400 116.3	1:02.857	93.95	0.413	14:32:45.079	
17 -	16.686	21.231 119.1	10.113	15.429 115.9	1:03.459	93.06	1.015	14:33:48.538	
18 -	16.643	22.001 119.6	10.314	15.361 122.0	1:04.319	91.81	1.875	14:34:52.857	
19 -	16.379	20.945 122.0	10.276	15.319 120.6	1:02.919	93.86	0.475	14:35:55.776	
20 -	16.518	20.895 122.6	10.174	15.148 119.5	1:02.735 (2)	94.13	0.291	14:36:58.511	
21 -	16.402	20.870 121.5	9.995	15.177 119.1	1:02.444 (1)	94.57		14:38:00.955	
22 -	16.462	20.870 123.8	10.122	15.328 118.9	1:02.782 (3)	94.06	0.338	14:39:03.737	
23 -	16.733	20.755 124.2	10.149	15.375 118.4	1:03.012	93.72	0.568	14:40:06.749	
24 -	16.589	21.054 123.1	10.380	15.115 118.4	1:03.138	93.53	0.694	14:41:09.887	
25 -	16.547	21.114 119.6	10.190	15.388 118.0	1:03.239	93.38	0.795	14:42:13.126	

Weather / Track : Cloudy / Dry

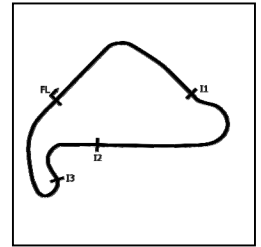
Silverstone National
Circuit Length = 1.6404 miles
Start: 14:15 Flag 14:41 End: 14:43

MCRCB BULLETIN TK157

2020 Bennetts British Superbike Championship - Round 3

2020 Honda British Talent Cup

RACE 1 - SECTOR ANALYSIS



SECTOR 1 = FL to I1, SECTOR 2 = I1 to I2 SECTOR 3 = I2 to I3, SECTOR 4 = I3 to FL, DIFF = Difference To Personal Best Lap, P = Crossed Finish Line in Pit Lane, D = Time Disallowed

P11 37		Corey TINKER				Honda - Stauff Fluid Power Academy			
IDEAL LAP TIME : 1:02.307		BEST LAP TIME : 1:02.448		DIFFERENCE : 0.141					
LAP	SECTOR 1	SECTOR 2	SECTOR 3	SECTOR 4	LAP TIME	MPH	DIFF	TIME OF DAY	
1 -		21.804 120.4	10.871	15.311 119.5	1:08.304	86.46	5.856	14:16:57.444	
2 -	16.540	21.055 121.7	10.273	15.408 118.4	1:03.276	93.33	0.828	14:18:00.720	
3 -	16.454	21.097 124.9	10.344	15.353 120.8	1:03.248	93.37	0.800	14:19:03.968	
4 -	16.747	21.182 124.0	10.340	15.497 118.4	1:03.766	92.61	1.318	14:20:07.734	
5 -	16.568	21.018 122.6	10.247	15.328 118.4	1:03.161	93.50	0.713	14:21:10.895	
6 -	16.710	20.970 122.9	10.214	15.510 117.8	1:03.404	93.14	0.956	14:22:14.299	
7 -	16.385	21.076 120.2	10.126	15.326 119.5	1:02.913	93.87	0.465	14:23:17.212	
8 -	16.445	20.822 124.7	10.301	15.532 118.7	1:03.100	93.59	0.652	14:24:20.312	
9 -	16.690	20.877 123.1	10.041	15.355 119.3	1:02.963	93.79	0.515	14:25:23.275	
10 -	16.671	20.860 124.0	10.268	15.347 117.4	1:03.146	93.52	0.698	14:26:26.421	
11 -	16.962	20.922 121.1	10.483	15.373 115.3	1:03.740	92.65	1.292	14:27:30.161	
12 -	16.627	21.037 120.2	10.424	15.240 119.3	1:03.328	93.25	0.880	14:28:33.489	
13 -	16.564	21.043 118.9	10.399	15.321 118.0	1:03.327	93.25	0.879	14:29:36.816	
14 -	17.100	20.856 122.2	10.126	15.364 119.7	1:03.446	93.08	0.998	14:30:40.262	
15 -	16.512	20.908 122.0	10.413	15.648 117.2	1:03.481	93.03	1.033	14:31:43.743	
16 -	16.537	20.980 121.1	10.278	15.266 117.0	1:03.061	93.65	0.613	14:32:46.804	
17 -	16.512	20.759 120.6	10.177	15.374 118.9	1:02.822	94.00	0.374	14:33:49.626	
18 -	16.304	21.349 121.1	10.414	15.556 117.8	1:03.623	92.82	1.175	14:34:53.249	
19 -	16.345	21.011 122.9	10.212	15.332 120.2	1:02.900	93.88	0.452	14:35:56.149	
20 -	16.484	20.799 123.8	10.229	15.279 119.3	1:02.791 (3)	94.05	0.343	14:36:58.940	
21 -	16.267	20.771 122.0	10.163	15.247 118.2	1:02.448 (1)	94.56		14:38:01.388	
22 -	16.376	20.771 123.3	10.115	15.286 117.8	1:02.548 (2)	94.41	0.100	14:39:03.936	
23 -	16.551	20.873 124.2	10.200	15.320 118.7	1:02.944	93.82	0.496	14:40:06.880	
24 -	16.553	20.831 121.5	10.132	15.423 114.7	1:02.939	93.83	0.491	14:41:09.819	
25 -	16.520	21.158 119.1	10.300	15.395 119.5	1:03.373	93.18	0.925	14:42:13.192	

P12 48		Ollie WALKER				Honda - Moto Rapido / SP125 Racing			
IDEAL LAP TIME : 1:02.266		BEST LAP TIME : 1:02.476		DIFFERENCE : 0.210					
LAP	SECTOR 1	SECTOR 2	SECTOR 3	SECTOR 4	LAP TIME	MPH	DIFF	TIME OF DAY	
1 -		21.558 120.9	10.272	15.408 120.0	1:07.299	87.75	4.823	14:16:56.439	
2 -	16.451	20.800 123.1	10.537	15.405 120.0	1:03.193	93.45	0.717	14:17:59.632	
3 -	16.714	21.085 122.0	10.440	15.411 119.3	1:03.650	92.78	1.174	14:19:03.282	
4 -	16.748	21.183 122.6	10.166	15.304 118.7	1:03.401	93.14	0.925	14:20:06.683	
5 -	16.490	20.907 120.9	10.415	15.571 115.3	1:03.383	93.17	0.907	14:21:10.066	
6 -	16.593	20.789 119.4	10.116	15.354 116.6	1:02.852	93.96	0.376	14:22:12.918	
7 -	16.746	20.842 120.6	10.304	15.326 118.9	1:03.218	93.41	0.742	14:23:16.136	
8 -	16.670	20.960 120.2	10.160	15.390 116.8	1:03.180	93.47	0.704	14:24:19.316	
9 -	16.552	21.116 118.5	10.333	15.350 119.7	1:03.351	93.22	0.875	14:25:22.667	
10 -	16.718	21.258 121.3	10.097	15.386 117.8	1:03.459	93.06	0.983	14:26:26.126	
11 -	16.824	20.857 119.8	10.077	15.507 115.3	1:03.265	93.34	0.789	14:27:29.391	
12 -	16.718	20.861 118.5	10.144	15.470 116.6	1:03.193	93.45	0.717	14:28:32.584	
13 -	16.665	21.326 121.1	10.238	15.200 119.1	1:03.429	93.10	0.953	14:29:36.013	
14 -	16.488	20.886 118.3	10.324	15.309 118.4	1:03.007	93.73	0.531	14:30:39.020	
15 -	16.589	21.070 119.6	10.102	15.378 116.6	1:03.139	93.53	0.663	14:31:42.159	
16 -	16.517	20.895 117.3	10.452	15.292 119.1	1:03.156	93.50	0.680	14:32:45.315	
17 -	16.601	21.402 119.1	10.517	15.239 120.8	1:03.759	92.62	1.283	14:33:49.074	
18 -	16.423	21.261 122.4	10.261	15.208 120.4	1:03.153	93.51	0.677	14:34:52.227	
19 -	16.500	21.005 119.4	10.136	15.135 120.4	1:02.776 (2)	94.07	0.300	14:35:55.003	
20 -	16.407	20.650 122.4	10.143	15.276 117.0	1:02.476 (1)	94.52		14:36:57.479	
21 -	16.613	20.841 118.9	10.197	15.158 119.7	1:02.809 (3)	94.02	0.333	14:38:00.288	
22 -	16.564	20.898 118.7	10.329	15.235 118.7	1:03.026	93.70	0.550	14:39:03.314	
23 -	16.680	20.816 122.0	10.204	15.391 115.3	1:03.091	93.60	0.615	14:40:06.405	
24 -	16.769	21.116 123.8	10.622	15.226 120.4	1:03.733	92.66	1.257	14:41:10.138	
25 -	16.404	21.053 118.7	10.387	15.260 121.5	1:03.104	93.58	0.628	14:42:13.242	

Weather / Track : Cloudy / Dry

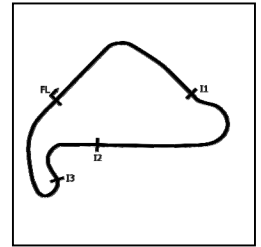
Silverstone National
Circuit Length = 1.6404 miles
Start: 14:15 Flag 14:41 End: 14:43

MCRCB BULLETIN TK157

2020 Bennetts British Superbike Championship - Round 3

2020 Honda British Talent Cup

RACE 1 - SECTOR ANALYSIS



SECTOR 1 = FL to I1, SECTOR 2 = I1 to I2 SECTOR 3 = I2 to I3, SECTOR 4 = I3 to FL, DIFF = Difference To Personal Best Lap, P = Crossed Finish Line in Pit Lane, D = Time Disallowed

P13 44		Lucas HILL		Honda - Ashcourt Racing						
IDEAL LAP TIME : 1:02.173		BEST LAP TIME : 1:02.873		DIFFERENCE : 0.700						
LAP	SECTOR 1	SECTOR 2	SECTOR 3	SECTOR 4	LAP TIME	MPH	DIFF	TIME OF DAY		
1 -		21.410 120.4	10.513	15.489 119.3	1:07.937	86.92	5.064	14:16:57.077		
2 -	16.713	20.768 124.7	10.353	15.393 118.4	1:03.227	93.40	0.354	14:18:00.304		
3 -	16.503	21.306 123.8	10.590	15.661 116.3	1:04.060	92.18	1.187	14:19:04.364		
4 -	16.538	21.338 123.3	10.212	15.453 116.6	1:03.541	92.94	0.668	14:20:07.905		
5 -	16.655	20.992 121.7	10.205	15.357 115.5	1:03.209	93.43	0.336	14:21:11.114		
6 -	16.618	21.047 121.5	10.166	15.493 116.8	1:03.324	93.26	0.451	14:22:14.438		
7 -	16.323	21.071 124.5	10.261	15.470 117.0	1:03.125	93.55	0.252	14:23:17.563		
8 -	16.365	20.775 123.8	10.250	15.483 119.5	1:02.873 (1)	93.93		14:24:20.436		
9 -	16.743	20.979 124.9	10.230	15.341 118.2	1:03.293	93.30	0.420	14:25:23.729		
10 -	16.583	20.840 120.0	10.486	15.386 117.4	1:03.295	93.30	0.422	14:26:27.024		
11 -	17.134	21.131 124.2	10.231	15.542 114.5	1:04.038	92.22	1.165	14:27:31.062		
12 -	16.366	21.324 121.5	10.050	15.525 114.5	1:03.265	93.34	0.392	14:28:34.327		
13 -	16.466	21.194 123.3	10.051	15.374 117.4	1:03.085	93.61	0.212	14:29:37.412		
14 -	16.624	20.855 119.4	10.174	15.561 116.3	1:03.214	93.42	0.341	14:30:40.626		
15 -	16.651	20.557 120.0	10.405	15.786 117.8	1:03.399	93.15	0.526	14:31:44.025		
16 -	16.613	20.992 123.3	10.153	15.427 115.5	1:03.185	93.46	0.312	14:32:47.210		
17 -	16.805	20.776 119.8	10.220	15.243 118.0	1:03.044	93.67	0.171	14:33:50.254		
18 -	16.433	20.827 123.5	10.388	15.612 116.6	1:03.260	93.35	0.387	14:34:53.514		
19 -	16.603	20.953 122.2	10.153	15.418 114.7	1:03.127	93.55	0.254	14:35:56.641		
20 -	16.577	20.799 122.9	10.147	15.371 117.0	1:02.894 (2)	93.89	0.021	14:36:59.535		
21 -	16.441	20.870 121.5	10.137	15.448 116.1	1:02.896 (3)	93.89	0.023	14:38:02.431		
22 -	16.622	20.770 122.4	10.056	15.486 116.6	1:02.934	93.83	0.061	14:39:05.365		
23 -	16.500	20.983 121.1	10.126	15.551 113.7	1:03.160	93.50	0.287	14:40:08.525		
24 -	16.907	21.011 119.8	10.079	15.749 112.8	1:03.746	92.64	0.873	14:41:12.271		
25 -	16.796	21.010 119.4	10.182	15.678 114.3	1:03.666	92.76	0.793	14:42:15.937		

P14 7		Jamie LYONS		Honda - Jamie Lyons Racing						
IDEAL LAP TIME : 1:02.239		BEST LAP TIME : 1:02.762		DIFFERENCE : 0.523						
LAP	SECTOR 1	SECTOR 2	SECTOR 3	SECTOR 4	LAP TIME	MPH	DIFF	TIME OF DAY		
1 -		21.218 122.4	10.268	15.401 118.2	1:07.534	87.44	4.772	14:16:56.674		
2 -	16.591	20.940 121.3	10.179	15.408 120.0	1:03.118	93.56	0.356	14:17:59.792		
3 -	16.647	21.367 121.1	10.285	15.461 118.7	1:03.760	92.62	0.998	14:19:03.552		
4 -	16.863	21.355 124.2	10.328	15.482 117.8	1:04.028	92.23	1.266	14:20:07.580		
5 -	16.622	20.990 121.1	10.209	15.431 118.0	1:03.252	93.36	0.490	14:21:10.832		
6 -	16.647	21.039 123.5	10.109	15.473 117.6	1:03.268	93.34	0.506	14:22:14.100		
7 -	16.420	21.189 121.3	10.096	15.361 118.2	1:03.066	93.64	0.304	14:23:17.166		
8 -	16.424	20.957 124.5	10.596	15.351 118.9	1:03.328	93.25	0.566	14:24:20.494		
9 -	16.760	21.084 124.9	10.382	15.489 117.6	1:03.715	92.68	0.953	14:25:24.209		
10 -	16.627	21.036 122.0	10.544	15.485 117.6	1:03.692	92.72	0.930	14:26:27.901		
11 -	16.591	20.971 124.2	10.326	15.401 117.2	1:03.289	93.31	0.527	14:27:31.190		
12 -	16.663	20.958 121.5	10.387	15.425 119.1	1:03.433	93.10	0.671	14:28:34.623		
13 -	16.487	21.017 124.0	10.137	15.308 119.3	1:02.949 (2)	93.81	0.187	14:29:37.572		
14 -	16.488	20.970 122.9	10.336	15.283 119.3	1:03.077	93.62	0.315	14:30:40.649		
15 -	16.422	20.672 122.2	10.606	15.754 117.6	1:03.454	93.07	0.692	14:31:44.103		
16 -	16.587	21.075 123.8	10.195	15.394 118.2	1:03.251	93.36	0.489	14:32:47.354		
17 -	16.608	20.821 121.5	9.988	15.345 118.7	1:02.762 (1)	94.09		14:33:50.116		
18 -	16.440	20.835 124.2	10.683	15.458 117.8	1:03.416	93.12	0.654	14:34:53.532		
19 -	16.472	21.078 122.4	10.440	15.436 117.4	1:03.426	93.11	0.664	14:35:56.958		
20 -	16.564	20.963 122.4	10.038	15.412 118.2	1:02.977 (3)	93.77	0.215	14:36:59.935		
21 -	16.296	21.769 112.9	10.317	15.587 116.3	1:03.969	92.32	1.207	14:38:03.904		
22 -	16.701	21.130 119.4	9.989	15.519 116.1	1:03.339	93.23	0.577	14:39:07.243		
23 -	16.619	20.981 119.4	10.048	15.533 115.3	1:03.181	93.47	0.419	14:40:10.424		
24 -	16.754	21.191 119.1	10.039	15.632 114.7	1:03.616	92.83	0.854	14:41:14.040		
25 -	16.648	21.101 119.1	10.112	15.681 115.1	1:03.542	92.94	0.780	14:42:17.582		

Weather / Track : Cloudy / Dry

Silverstone National

Circuit Length = 1.6404 miles

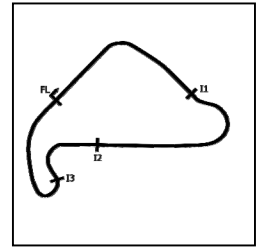
Start: 14:15 Flag 14:41 End: 14:43

MCRCB BULLETIN TK157

2020 Bennetts British Superbike Championship - Round 3

2020 Honda British Talent Cup

RACE 1 - SECTOR ANALYSIS



SECTOR 1 = FL to I1, SECTOR 2 = I1 to I2 SECTOR 3 = I2 to I3, SECTOR 4 = I3 to FL, DIFF = Difference To Personal Best Lap, P = Crossed Finish Line in Pit Lane, D = Time Disallowed

P15 66		Annabel THOMAS				Honda - Microlise Cresswell Racing			
IDEAL LAP TIME : 1:03.119		BEST LAP TIME : 1:03.479				DIFFERENCE : 0.360			
LAP	SECTOR 1	SECTOR 2	SECTOR 3	SECTOR 4	LAP TIME	MPH	DIFF	TIME OF DAY	
1 -		21.816 120.4	11.085	15.819 117.0	1:10.862	83.33	7.383	14:17:00.002	
2 -	17.158	21.190 122.0	10.252	15.681 117.0	1:04.281	91.87	0.802	14:18:04.283	
3 -	16.879	21.090 121.3	10.183	15.627 115.3	1:03.779	92.59	0.300	14:19:08.062	
4 -	16.846	20.986 120.4	10.134	15.652 116.6	1:03.618	92.83	0.139	14:20:11.680	
5 -	16.662	21.150 120.4	10.159	15.763 115.5	1:03.734	92.66	0.255	14:21:15.414	
6 -	17.305	21.078 120.9	10.188	15.619 116.1	1:04.190	92.00	0.711	14:22:19.604	
7 -	16.852	21.026 119.6	10.291	15.563 116.6	1:03.732	92.66	0.253	14:23:23.336	
8 -	16.592	21.125 118.7	10.289	15.654 115.5	1:03.660	92.76	0.181	14:24:26.996	
9 -	16.846	23.335 112.9	10.398	15.548 115.3	1:06.127	89.30	2.648	14:25:33.123	
10 -	16.808	21.072 118.9	10.054	15.674 115.3	1:03.608	92.84	0.129	14:26:36.731	
11 -	16.785	20.971 119.8	10.174	15.746 114.7	1:03.676	92.74	0.197	14:27:40.407	
12 -	16.941	21.115 119.8	10.115	15.502 116.3	1:03.673	92.74	0.194	14:28:44.080	
13 -	16.707	20.972 119.6	10.253	15.547 115.5	1:03.479 (1)	93.03		14:29:47.559	
14 -	16.926	21.278 118.1	10.249	15.726 115.9	1:04.179	92.01	0.700	14:30:51.738	
15 -	16.754	21.141 118.3	10.080	15.570 115.1	1:03.545 (3)	92.93	0.066	14:31:55.283	
16 -	16.786	21.292 117.7	10.251	15.613 114.5	1:03.942	92.35	0.463	14:32:59.225	
17 -	16.886	21.141 118.1	10.304	15.578 114.7	1:03.909	92.40	0.430	14:34:03.134	
18 -	16.902	21.261 117.9	10.239	15.580 114.3	1:03.982	92.30	0.503	14:35:07.116	
19 -	16.785	21.127 118.1	10.349	15.593 114.5	1:03.854	92.48	0.375	14:36:10.970	
20 -	16.791	21.207 117.5	10.288	15.628 115.1	1:03.914	92.40	0.435	14:37:14.884	
21 -	16.777	21.114 118.5	10.287	15.639 114.7	1:03.817	92.54	0.338	14:38:18.701	
22 -	16.794	21.339 118.1	10.275	15.779 113.7	1:04.187	92.00	0.708	14:39:22.888	
23 -	16.890	21.198 117.7	10.267	15.681 114.1	1:04.036	92.22	0.557	14:40:26.924	
24 -	16.804	21.121 116.7	10.240	15.585 114.7	1:03.750	92.63	0.271	14:41:30.674	
25 -	16.617	21.066 118.3	10.131	15.686 115.5	1:03.500 (2)	93.00	0.021	14:42:34.174	

P16 11		Rossi DOBSON				Honda - Rossi Dobson			
IDEAL LAP TIME : 1:03.277		BEST LAP TIME : 1:03.369				DIFFERENCE : 0.092			
LAP	SECTOR 1	SECTOR 2	SECTOR 3	SECTOR 4	LAP TIME	MPH	DIFF	TIME OF DAY	
1 -		21.837 119.6	10.501	15.770 118.9	1:09.966	84.40	6.597	14:16:59.106	
2 -	16.891	21.274 120.0	10.365	15.369 118.0	1:03.899	92.42	0.530	14:18:03.005	
3 -	16.731	21.239 119.6	10.450	15.550 116.3	1:03.970	92.31	0.601	14:19:06.975	
4 -	16.721	21.195 119.1	10.332	15.593 116.1	1:03.841	92.50	0.472	14:20:10.816	
5 -	16.978	21.128 119.1	10.357	15.654 114.5	1:04.117	92.10	0.748	14:21:14.933	
6 -	16.931	21.245 118.1	10.412	15.498 114.5	1:04.086	92.15	0.717	14:22:19.019	
7 -	16.899	21.114 118.3	10.406	15.452 115.1	1:03.871	92.46	0.502	14:23:22.890	
8 -	16.908	21.290 117.1	10.639	15.488 115.9	1:04.325	91.80	0.956	14:24:27.215	
9 -	16.792	21.591 117.9	10.497	15.507 114.9	1:04.387	91.72	1.018	14:25:31.602	
10 -	16.969	21.228 117.7	10.337	15.538 114.7	1:04.072	92.17	0.703	14:26:35.674	
11 -	16.832	21.132 118.5	10.407	15.672 114.3	1:04.043	92.21	0.674	14:27:39.717	
12 -	16.989	21.266 117.3	10.355	15.541 115.1	1:04.151	92.05	0.782	14:28:43.868	
13 -	16.773	21.131 117.1	10.582	15.563 116.1	1:04.049	92.20	0.680	14:29:47.917	
14 -	16.765	21.170 118.5	10.618	15.381 117.2	1:03.934	92.37	0.565	14:30:51.851	
15 -	16.882	21.234 118.3	10.383	15.428 115.9	1:03.927	92.38	0.558	14:31:55.778	
16 -	16.858	21.084 118.7	10.467	15.423 115.1	1:03.832	92.51	0.463	14:32:59.610	
17 -	16.868	21.162 118.5	10.454	15.486 115.5	1:03.970	92.31	0.601	14:34:03.580	
18 -	16.782	21.059 119.6	10.486	15.423 115.5	1:03.750	92.63	0.381	14:35:07.330	
19 -	16.726	21.105 121.1	10.527	15.578 113.3	1:03.936	92.36	0.567	14:36:11.266	
20 -	16.752	21.068 119.6	10.677	15.397 116.1	1:03.894	92.42	0.525	14:37:15.160	
21 -	16.645	21.014 119.8	10.727	15.325 115.5	1:03.711 (3)	92.69	0.342	14:38:18.871	
22 -	16.716	21.303 117.9	10.673	15.423 116.3	1:04.115	92.11	0.746	14:39:22.986	
23 -	16.858	21.308 118.5	10.550	15.461 114.7	1:04.177	92.02	0.808	14:40:27.163	
24 -	16.653	21.041 118.1	10.500	15.511 115.3	1:03.705 (2)	92.70	0.336	14:41:30.868	
25 -	16.656	20.983 119.8	10.324	15.406 115.3	1:03.369 (1)	93.19		14:42:34.237	

Weather / Track : Cloudy / Dry

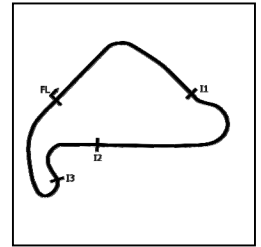
Silverstone National
Circuit Length = 1.6404 miles
Start: 14:15 Flag 14:41 End: 14:43

MCRCB BULLETIN TK157

2020 Bennetts British Superbike Championship - Round 3

2020 Honda British Talent Cup

RACE 1 - SECTOR ANALYSIS



SECTOR 1 = FL to I1, SECTOR 2 = I1 to I2 SECTOR 3 = I2 to I3, SECTOR 4 = I3 to FL, DIFF = Difference To Personal Best Lap, P = Crossed Finish Line in Pit Lane, D = Time Disallowed

P17 69 Gary SCOTT		Honda - Scott Racing							
IDEAL LAP TIME : 1:03.366		BEST LAP TIME : 1:03.748		DIFFERENCE : 0.382					
LAP	SECTOR 1	SECTOR 2	SECTOR 3	SECTOR 4	LAP TIME	MPH	DIFF	TIME OF DAY	
1 -		22.084 117.9	10.541	15.922 116.1	1:10.439	83.84	6.691	14:16:59.579	
2 -	17.176	21.267 119.1	10.120	15.646 114.7	1:04.209	91.97	0.461	14:18:03.788	
3 -	16.923	21.363 117.7	10.138	15.796 114.1	1:04.220	91.95	0.472	14:19:08.008	
4 -	17.156	21.268 118.9	10.091	15.707 114.3	1:04.222	91.95	0.474	14:20:12.230	
5 -	17.021	21.285 119.4	10.292	15.708 113.5	1:04.306	91.83	0.558	14:21:16.536	
6 -	17.065	21.150 118.9	9.945	15.726 113.9	1:03.886 (2)	92.44	0.138	14:22:20.422	
7 -	17.021	22.911 114.9	10.204	15.735 113.7	1:05.871	89.65	2.123	14:23:26.293	
8 -	17.173	21.538 116.1	10.213	15.757 112.6	1:04.681	91.30	0.933	14:24:30.974	
9 -	17.100	21.552 115.7	10.062	15.684 112.9	1:04.398	91.70	0.650	14:25:35.372	
10 -	17.064	21.498 116.9	10.059	15.697 113.1	1:04.318	91.81	0.570	14:26:39.690	
11 -	17.037	21.425 116.7	10.089	15.694 113.3	1:04.245	91.92	0.497	14:27:43.935	
12 -	16.991	21.280 116.9	10.086	15.579 112.8	1:03.936 (3)	92.36	0.188	14:28:47.871	
13 -	17.054	21.298 115.7	10.253	15.701 113.1	1:04.306	91.83	0.558	14:29:52.177	
14 -	17.183	21.521 116.5	10.119	15.539 116.3	1:04.362	91.75	0.614	14:30:56.539	
15 -	16.755	21.219 116.7	10.068	15.706 113.7	1:03.748 (1)	92.64		14:32:00.287	
16 -	16.994	21.689 114.9	10.129	15.756 112.4	1:04.568	91.46	0.820	14:33:04.855	
17 -	17.032	21.412 115.9	10.042	15.660 113.1	1:04.146	92.06	0.398	14:34:09.001	
18 -	16.944	21.315 116.5	12.643	15.939 112.2	1:06.841	88.35	3.093	14:35:15.842	
19 -	16.940	21.316 117.1	10.033	15.653 113.3	1:03.942	92.35	0.194	14:36:19.784	
20 -	17.145	21.315 115.9	10.081	15.567 114.7	1:04.108	92.12	0.360	14:37:23.892	
21 -	16.824	21.258 119.4	10.237	15.634 114.3	1:03.953	92.34	0.205	14:38:27.845	
22 -	17.227	21.330 118.5	10.116	15.567 114.9	1:04.240	91.93	0.492	14:39:32.085	
23 -	16.845	21.257 120.0	10.378	15.539 115.5	1:04.019	92.24	0.271	14:40:36.104	
24 -	16.732	21.322 120.2	10.221	15.753 112.4	1:04.028	92.23	0.280	14:41:40.132	
25 -	16.932	21.326 116.7	10.076	15.735 112.2	1:04.069	92.17	0.321	14:42:44.201	

P18 2 Rhys COATES		Honda - Ernie Coates Race Support							
IDEAL LAP TIME : 1:03.199		BEST LAP TIME : 1:03.865		DIFFERENCE : 0.666					
LAP	SECTOR 1	SECTOR 2	SECTOR 3	SECTOR 4	LAP TIME	MPH	DIFF	TIME OF DAY	
1 -		21.868 119.8	10.799	15.895 116.6	1:10.532	83.72	6.667	14:16:59.672	
2 -	17.399	21.731 121.3	10.317	15.776 118.7	1:05.223	90.54	1.358	14:18:04.895	
3 -	16.991	21.374 120.2	10.608	15.643 116.3	1:04.616	91.39	0.751	14:19:09.511	
4 -	17.310	21.406 119.6	10.600	15.795 114.9	1:05.111	90.70	1.246	14:20:14.622	
5 -	17.041	21.407 117.9	10.348	15.706 113.9	1:04.502	91.55	0.637	14:21:19.124	
6 -	16.962	21.472 117.3	10.417	15.566 113.9	1:04.417	91.67	0.552	14:22:23.541	
7 -	17.027	21.369 116.5	10.257	15.712 115.3	1:04.365	91.75	0.500	14:23:27.906	
8 -	16.796	21.671 116.9	10.135	15.549 115.7	1:04.151	92.05	0.286	14:24:32.057	
9 -	16.746	21.509 117.1	10.227	15.469 115.7	1:03.951 (3)	92.34	0.086	14:25:36.008	
10 -	16.789	21.384 118.9	10.318	15.374 117.2	1:03.865 (1)	92.47		14:26:39.873	
11 -	16.911	21.466 120.4	10.224	15.533 113.1	1:04.134	92.08	0.269	14:27:44.007	
12 -	16.985	21.273 118.7	10.201	15.439 114.3	1:03.898 (2)	92.42	0.033	14:28:47.905	
13 -	17.084	21.327 116.7	10.460	15.488 115.7	1:04.359	91.76	0.494	14:29:52.264	
14 -	17.027	21.209 116.3	10.321	15.404 116.1	1:03.961	92.33	0.096	14:30:56.225	
15 -	16.680	21.525 115.3	10.425	15.592 116.3	1:04.222	91.95	0.357	14:32:00.447	
16 -	16.918	21.502 116.5	10.451	15.611 112.8	1:04.482	91.58	0.617	14:33:04.929	
17 -	17.286	21.212 116.1	10.451	15.311 117.2	1:04.260	91.90	0.395	14:34:09.189	
18 -	17.024	21.152 114.1	10.484	15.685 113.7	1:04.345	91.78	0.480	14:35:13.534	
19 -	16.824	21.520 115.1	10.359	15.896 114.1	1:04.599	91.42	0.734	14:36:18.133	
20 -	17.089	21.540 111.1	10.494	15.634 115.3	1:04.757	91.19	0.892	14:37:22.890	
21 -	17.278	21.364 117.1	10.301	15.623 114.5	1:04.566	91.46	0.701	14:38:27.456	
22 -	16.882	21.308 115.7	10.207	15.750 113.3	1:04.147	92.06	0.282	14:39:31.603	
23 -	16.825	21.485 114.7	10.056	15.651 112.9	1:04.017	92.25	0.152	14:40:35.620	
24 -	16.949	21.497 115.9	10.344	15.864 113.1	1:04.654	91.34	0.789	14:41:40.274	
25 -	16.870	21.379 117.9	10.189	15.535 113.7	1:03.973	92.31	0.108	14:42:44.247	

Weather / Track : Cloudy / Dry

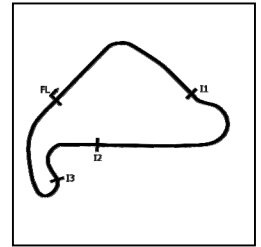
Silverstone National
 Circuit Length = 1.6404 miles
 Start: 14:15 Flag 14:41 End: 14:43

MCRCB BULLETIN TK157

2020 Bennetts British Superbike Championship - Round 3

2020 Honda British Talent Cup

RACE 1 - SECTOR ANALYSIS



SECTOR 1 = FL to I1, SECTOR 2 = I1 to I2 SECTOR 3 = I2 to I3, SECTOR 4 = I3 to FL, DIFF = Difference To Personal Best Lap, P = Crossed Finish Line in Pit Lane, D = Time Disallowed

P19 14		Evann PENDRILL				Honda - VHC Racing				
IDEAL LAP TIME : 1:03.294		BEST LAP TIME : 1:03.791				DIFFERENCE : 0.497				
LAP	SECTOR 1	SECTOR 2		SECTOR 3	SECTOR 4		LAP TIME	MPH	DIFF	TIME OF DAY
1 -		22.107	114.1	11.272	15.754	117.4	1:11.007	83.16	7.216	14:17:00.147
2 -	17.315	21.576	119.1	10.549	15.796	114.7	1:05.236	90.52	1.445	14:18:05.383
3 -	16.809	21.337	118.1	10.330	15.814	116.1	1:04.290	91.85	0.499	14:19:09.673
4 -	17.240	21.598	117.9	10.537	15.883	114.1	1:05.258	90.49	1.467	14:20:14.931
5 -	17.263	21.383	118.7	10.148	15.742	112.0	1:04.536	91.50	0.745	14:21:19.467
6 -	16.884	21.623	115.3	10.200	15.793	112.0	1:04.500	91.56	0.709	14:22:23.967
7 -	16.925	21.181	117.7	10.193	15.982	113.9	1:04.281	91.87	0.490	14:23:28.248
8 -	17.026	21.461	116.1	10.212	15.663	113.3	1:04.362	91.75	0.571	14:24:32.610
9 -	16.821	21.556	114.5	10.059	15.702	112.8	1:04.138	92.07	0.347	14:25:36.748
10 -	16.880	21.264	115.7	10.040	15.607	112.8	1:03.791 (1)	92.57		14:26:40.539
11 -	16.889	21.287	117.5	10.144	15.621	113.5	1:03.941 (3)	92.36	0.150	14:27:44.480
12 -	16.873	21.249	117.1	10.115	15.565	113.5	1:03.802 (2)	92.56	0.011	14:28:48.282
13 -	16.922	21.488	116.5	10.297	15.583	114.9	1:04.290	91.85	0.499	14:29:52.572
14 -	16.802	21.558	113.3	10.279	15.465	115.9	1:04.104	92.12	0.313	14:30:56.676
15 -	16.993	21.186	114.9	10.160	15.777	113.7	1:04.116	92.10	0.325	14:32:00.792
16 -	16.705	21.643	114.7	10.325	15.578	114.7	1:04.251	91.91	0.460	14:33:05.043
17 -	16.975	21.397	113.3	10.142	15.534	114.3	1:04.048	92.20	0.257	14:34:09.091
18 -	17.100	21.562	115.3	10.212	15.682	113.7	1:04.556	91.48	0.765	14:35:13.647
19 -	16.782	21.511	112.5	10.048	15.869	109.7	1:04.210	91.97	0.419	14:36:17.857
20 -	17.117	21.645	111.2	10.104	15.939	110.3	1:04.805	91.12	1.014	14:37:22.662
21 -	17.059	21.605	111.8	10.233	15.790	110.9	1:04.687	91.29	0.896	14:38:27.349
22 -	17.276	21.355	114.3	10.115	15.693	113.1	1:04.439	91.64	0.648	14:39:31.788
23 -	16.786	21.473	115.3	10.135	15.834	111.4	1:04.228	91.94	0.437	14:40:36.016
24 -	16.921	21.371	118.7	10.208	16.093	111.4	1:04.593	91.42	0.802	14:41:40.609
25 -	16.608	21.612	115.7	10.171	15.745	112.8	1:04.136	92.08	0.345	14:42:44.745

P20 27		Calum BEACH				Honda - Calum Beach Racing / SP125 Racing				
IDEAL LAP TIME : 1:04.403		BEST LAP TIME : 1:04.748				DIFFERENCE : 0.345				
LAP	SECTOR 1	SECTOR 2		SECTOR 3	SECTOR 4		LAP TIME	MPH	DIFF	TIME OF DAY
1 -		22.019	118.1	11.114	15.655	118.4	1:10.550	83.70	5.802	14:16:59.690
2 -	17.208	21.426	120.9	10.693	15.687	116.6	1:05.014	90.83	0.266	14:18:04.704
3 -	16.989	21.349	119.4	10.590	15.820	115.1	1:04.748 (1)	91.21		14:19:09.452
4 -	17.037	21.677	117.9	10.742	15.802	116.8	1:05.258	90.49	0.510	14:20:14.710
5 -	17.010	21.619	120.2	10.815	15.748	115.5	1:05.192	90.58	0.444	14:21:19.902
6 -	16.952	21.460	120.0	10.454	16.113	114.9	1:04.979 (3)	90.88	0.231	14:22:24.881
7 -	17.028	21.649	119.1	10.737	15.758	115.1	1:05.172	90.61	0.424	14:23:30.053
8 -	16.945	21.542	117.9	10.780	15.811	114.1	1:05.078	90.74	0.330	14:24:35.131
9 -	17.132	21.802	116.7	10.671	16.024	112.9	1:05.629	89.98	0.881	14:25:40.760
10 -	17.277	21.771	117.5	10.683	16.024	112.6	1:05.755	89.81	1.007	14:26:46.515
11 -	17.170	21.782	116.9	10.870	15.942	113.1	1:05.764	89.80	1.016	14:27:52.279
12 -	17.043	21.595	115.9	10.688	15.914	113.5	1:05.240	90.52	0.492	14:28:57.519
13 -	17.079	21.789	115.3	10.814	15.887	113.1	1:05.569	90.06	0.821	14:30:03.088
14 -	17.036	21.772	116.7	10.651	15.939	113.9	1:05.398	90.30	0.650	14:31:08.486
15 -	17.059	21.975	116.9	10.667	15.923	112.9	1:05.624	89.99	0.876	14:32:14.110
16 -	17.068	21.694	116.9	10.817	16.005	112.8	1:05.584	90.04	0.836	14:33:19.694
17 -	17.167	21.741	116.7	10.747	15.965	112.4	1:05.620	89.99	0.872	14:34:25.314
18 -	17.129	21.742	115.5	10.716	15.920	112.0	1:05.507	90.15	0.759	14:35:30.821
19 -	17.391	21.768	115.7	11.230	15.843	114.3	1:06.232	89.16	1.484	14:36:37.053
20 -	16.986	21.717	116.7	10.771	16.033	111.6	1:05.507	90.15	0.759	14:37:42.560
21 -	16.987	21.495	118.1	10.574	15.810	114.3	1:04.866 (2)	91.04	0.118	14:38:47.426
22 -	16.968	21.577	116.7	10.713	15.904	112.0	1:05.162	90.63	0.414	14:39:52.588
23 -	17.005	21.612	115.9	10.728	15.922	112.8	1:05.267	90.48	0.519	14:40:57.855
24 -	17.053	21.543	116.7	10.775	16.071	112.2	1:05.442	90.24	0.694	14:42:03.297

Weather / Track : Cloudy / Dry

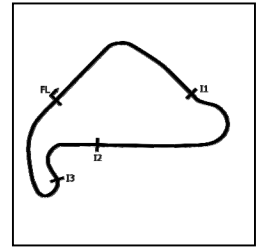
Silverstone National
 Circuit Length = 1.6404 miles
 Start: 14:15 Flag 14:41 End: 14:43

MCRCB BULLETIN TK157

2020 Bennetts British Superbike Championship - Round 3

2020 Honda British Talent Cup

RACE 1 - SECTOR ANALYSIS



SECTOR 1 = FL to I1, SECTOR 2 = I1 to I2 SECTOR 3 = I2 to I3, SECTOR 4 = I3 to FL, DIFF = Difference To Personal Best Lap, P = Crossed Finish Line in Pit Lane, D = Time Disallowed

P21 90		Harry COOK		Honda - JDF Racing					
IDEAL LAP TIME : 1:04.679		BEST LAP TIME : 1:05.189		DIFFERENCE : 0.510					
LAP	SECTOR 1	SECTOR 2	SECTOR 3	SECTOR 4	LAP TIME	MPH	DIFF	TIME OF DAY	
1 -		22.176 120.2	11.499	15.589 118.0	1:11.475	82.62	6.286	14:17:00.615	
2 -	17.370	21.530 120.6	10.687	15.602 115.7	1:05.189 (1)	90.59		14:18:05.804	
3 -	17.549	21.729 116.5	10.378	15.645 114.9	1:05.301 (2)	90.43	0.112	14:19:11.105	
4 -	17.365	21.899 116.7	10.587	15.726 113.9	1:05.577	90.05	0.388	14:20:16.682	
5 -	17.345	21.858 116.7	10.526	15.924 112.0	1:05.653	89.95	0.464	14:21:22.335	
6 -	17.488	21.913 115.7	10.505	15.869 112.6	1:05.775	89.78	0.586	14:22:28.110	
7 -	17.557	21.950 115.3	10.695	15.805 112.8	1:06.007	89.47	0.818	14:23:34.117	
8 -	17.355	22.182 115.3	10.543	15.721 112.8	1:05.801	89.75	0.612	14:24:39.918	
9 -	17.505	22.056 114.5	10.638	15.867 112.2	1:06.066	89.39	0.877	14:25:45.984	
10 -	17.454	21.795 115.5	10.439	16.050 112.4	1:05.738	89.83	0.549	14:26:51.722	
11 -	17.470	21.895 114.7	10.558	15.777 112.8	1:05.700	89.88	0.511	14:27:57.422	
12 -	17.324	21.767 114.9	10.525	15.763 112.8	1:05.379 (3)	90.32	0.190	14:29:02.801	
13 -	17.287	21.826 114.5	10.642	15.879 112.6	1:05.634	89.97	0.445	14:30:08.435	
14 -	17.483	21.818 114.9	10.566	15.857 113.7	1:05.724	89.85	0.535	14:31:14.159	
15 -	17.351	22.587 113.9	10.649	16.024 112.8	1:06.611	88.65	1.422	14:32:20.770	
16 -	17.407	21.910 115.3	10.567	15.847 112.6	1:05.731	89.84	0.542	14:33:26.501	
17 -	17.435	22.018 114.5	10.778	15.692 113.1	1:05.923	89.58	0.734	14:34:32.424	
18 -	18.299	22.098 115.9	10.561	15.751 112.8	1:06.709	88.52	1.520	14:35:39.133	
19 -	17.384	22.040 115.7	10.706	15.872 112.2	1:06.002	89.47	0.813	14:36:45.135	
20 -	17.457	21.837 114.7	10.573	15.923 112.8	1:05.790	89.76	0.601	14:37:50.925	
21 -	17.404	22.128 114.7	10.821	15.912 113.1	1:06.265	89.12	1.076	14:38:57.190	
22 -	17.291	22.054 114.1	10.723	15.754 112.6	1:05.822	89.72	0.633	14:40:03.012	
23 -	17.239	21.655 114.9	10.872	15.840 111.8	1:05.606	90.01	0.417	14:41:08.618	
24 -	17.182	21.882 110.1	11.022	15.782 114.5	1:05.868	89.65	0.679	14:42:14.486	

P22 65		Alexander ROWAN		Honda - Alexander Rowan Racing					
IDEAL LAP TIME : 1:02.047		BEST LAP TIME : 1:02.627		DIFFERENCE : 0.580					
LAP	SECTOR 1	SECTOR 2	SECTOR 3	SECTOR 4	LAP TIME	MPH	DIFF	TIME OF DAY	
1 -		22.245 122.6	10.623	15.570 118.9	1:09.680	84.75	7.053	14:16:58.820	
2 -	16.885	20.881 124.5	10.431	15.482 119.7	1:03.679	92.74	1.052	14:18:02.499	
3 -	16.644	20.848 123.1	10.388	15.356 119.5	1:03.236	93.39	0.609	14:19:05.735	
4 -	16.471	20.758 125.4	10.300	15.339 120.4	1:02.868	93.93	0.241	14:20:08.603	
5 -	16.309	20.615 125.9	10.530	15.434 120.4	1:02.888	93.90	0.261	14:21:11.491	
6 -	16.565	20.887 127.5	10.439	15.336 121.5	1:03.227	93.40	0.600	14:22:14.718	
7 -	16.462	20.725 127.5	10.680	15.342 121.1	1:03.209	93.43	0.582	14:23:17.927	
8 -	16.494	20.601 126.6	10.542	15.300 121.5	1:02.937	93.83	0.310	14:24:20.864	
9 -	16.703	20.790 128.3	10.915	15.348 121.3	1:03.756	92.62	1.129	14:25:24.620	
10 -	16.557	20.706 126.8	10.350	15.300 121.1	1:02.913	93.87	0.286	14:26:27.533	
11 -	16.409	20.528 126.6	10.774	15.418 121.7	1:03.129	93.54	0.502	14:27:30.662	
12 -	16.552	21.405 123.3	10.296	15.403 119.5	1:03.656	92.77	1.029	14:28:34.318	
13 -	16.268	20.871 126.1	10.406	15.120 122.2	1:02.665 (2)	94.24	0.038	14:29:36.983	
14 -	16.639	20.509 125.2	10.557	15.273 122.9	1:02.978	93.77	0.351	14:30:39.961	
15 -	16.432	21.026 123.5	10.617	15.779 119.3	1:03.854	92.48	1.227	14:31:43.815	
16 -	16.498	20.766 123.8	10.256	15.107 120.2	1:02.627 (1)	94.29		14:32:46.442	
17 -	16.298	20.685 125.6	10.698	15.224 122.0	1:02.905	93.88	0.278	14:33:49.347	
18 -	16.364	21.282 124.7	10.471	15.253 121.5	1:03.370	93.19	0.743	14:34:52.717	
19 -	16.366	21.073 125.4	10.254	15.189 122.0	1:02.882	93.91	0.255	14:35:55.599	
20 -	16.592	21.088 120.9	10.707	15.016 122.6	1:03.403	93.14	0.776	14:36:59.002	
21 -	16.662	20.811 125.2	10.301	15.219 121.3	1:02.993	93.75	0.366	14:38:01.995	
22 -	16.333	20.649 126.1	10.499	15.343 121.1	1:02.824	94.00	0.197	14:39:04.819	
23 -	16.291	20.686 127.5	10.423	15.371 120.4	1:02.771 (3)	94.08	0.144	14:40:07.590	
24 -	16.509	20.579 127.5	10.421	15.512 120.0	1:03.021	93.70	0.394	14:41:10.611	

Weather / Track : Cloudy / Dry

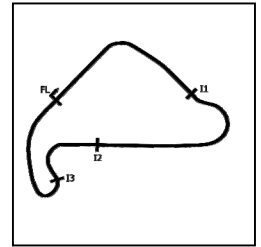
Silverstone National
Circuit Length = 1.6404 miles
Start: 14:15 Flag 14:41 End: 14:43

MCRCB BULLETIN TK157

2020 Bennetts British Superbike Championship - Round 3

2020 Honda British Talent Cup

RACE 1 - SECTOR ANALYSIS



SECTOR 1 = FL to I1, SECTOR 2 = I1 to I2 SECTOR 3 = I2 to I3, SECTOR 4 = I3 to FL, DIFF = Difference To Personal Best Lap, P = Crossed Finish Line in Pit Lane, D = Time Disallowed

P23		5		Mason Cade JOHNSON				Honda - Johnson Racing			
IDEAL LAP TIME : 1:03.770		BEST LAP TIME : 1:03.998		DIFFERENCE : 0.228							
LAP	SECTOR 1	SECTOR 2		SECTOR 3		SECTOR 4		LAP TIME	MPH	DIFF	TIME OF DAY
1 -		21.770	117.7	11.386	15.565	117.8	1:11.177	82.97	7.179	14:17:00.317	
2 -	17.352	21.454	116.9	10.747	15.836	116.3	1:05.389	90.31	1.391	14:18:05.706	
3 -	16.838	21.474	118.1	10.502	15.710	114.1	1:04.524	91.52	0.526	14:19:10.230	
4 -	16.795	21.960	117.9	10.440	15.624	116.3	1:04.819	91.11	0.821	14:20:15.049	
5 -	17.274	21.296	117.3	10.717	15.957	114.3	1:05.244	90.51	1.246	14:21:20.293	
6 -	16.692	21.481	116.7	10.533	15.828	114.1	1:04.534	91.51	0.536	14:22:24.827	
7 -	16.988	21.379	117.3	10.315	15.644	114.7	1:04.326 (3)	91.80	0.328	14:23:29.153	
8 -	16.660	21.538	117.3	10.331	15.555	114.9	1:04.084 (2)	92.15	0.086	14:24:33.237	
9 -	16.604	21.364	118.5	10.397	15.633	114.7	1:03.998 (1)	92.27		14:25:37.235	

P24		72		Casey O'GORMAN				Honda - Microlise Cresswell Racing			
IDEAL LAP TIME : 1:01.570		BEST LAP TIME : 1:01.711		DIFFERENCE : 0.141							
LAP	SECTOR 1	SECTOR 2		SECTOR 3		SECTOR 4		LAP TIME	MPH	DIFF	TIME OF DAY
1 -		20.536	122.9	9.875	15.214	120.0	1:04.205	91.98	2.494	14:16:53.345	
2 -	16.399	20.519	123.5	9.787	15.347	118.7	1:02.052 (2)	95.17	0.341	14:17:55.397	
3 -	16.335	20.425	123.3	9.792	15.159	119.1	1:01.711 (1)	95.69		14:18:57.108	

Weather / Track : Cloudy / Dry

Silverstone National
 Circuit Length = 1.6404 miles
 Start: 14:15 Flag 14:41 End: 14:43

MCRCB BULLETIN TK158

2020 Bennetts British Superbike Championship - Round 3

2020 Honda British Talent Cup

RACE 1 - BEST SECTORS

SECTOR 1				SECTOR 2				SECTOR 3				SECTOR 4				IDEAL / BEST COMPARISON		
POS	NO	NAME	TIME	NO	NAME	TIME	NO	NAME	TIME	NO	NAME	TIME	POS	NO	NAME	IDEAL	BEST	DIFF
																PERFECT LAP	1:01.156	
1	8	O'SHEA	16.075	72	O'GORMA	20.425	16	CLARIDG	9.640	16	CLARIDG	15.016	1	16	CLARIDGE	1:01.291	1:01.473	0.182
2	16	CLARIDG	16.119	8	O'SHEA	20.468	71	FARRER	9.675	65	ROWAN	15.016	2	71	FARRER	1:01.437	1:01.695	0.258
3	17	BOURNE	16.190	71	FARRER	20.483	72	O'GORMA	9.787	17	BOURNE	15.059	3	8	O'SHEA	1:01.501	1:01.824	0.323
4	72	O'GORMA	16.199	65	ROWAN	20.509	17	BOURNE	9.796	71	FARRER	15.062	4	72	O'GORMAN	1:01.570	1:01.711	0.141
5	71	FARRER	16.217	16	CLARIDG	20.516	8	O'SHEA	9.849	74	COOK	15.080	5	17	BOURNE	1:01.659	1:01.940	0.281
6	37	TINKER	16.267	44	HILL	20.557	74	COOK	9.914	8	O'SHEA	15.109	6	74	COOK	1:02.001	1:02.428	0.427
7	65	ROWAN	16.268	75	GARNESS	20.571	69	SCOTT	9.945	15	CROSBY	15.115	7	65	ROWAN	1:02.047	1:02.627	0.580
8	7	LYONS	16.296	46	DUFTON	20.576	7	LYONS	9.988	75	GARNESS	15.118	8	43	HITCHCOCK	1:02.149	1:02.675	0.526
9	74	COOK	16.323	17	BOURNE	20.614	43	HITCHCO	9.989	48	WALKER	15.135	9	46	DUFTON	1:02.155	1:02.631	0.476
10	44	HILL	16.323	52	BELFORD	20.637	15	CROSBY	9.995	43	HITCHCO	15.150	10	44	HILL	1:02.173	1:02.873	0.700
11	43	HITCHCO	16.351	48	WALKER	20.650	52	BELFORD	10.005	72	O'GORMA	15.159	11	7	LYONS	1:02.239	1:02.762	0.523
12	15	CROSBY	16.379	43	HITCHCO	20.659	46	DUFTON	10.028	46	DUFTON	15.161	12	15	CROSBY	1:02.242	1:02.444	0.202
13	46	DUFTON	16.390	7	LYONS	20.672	14	PENDRIL	10.040	52	BELFORD	15.185	13	48	WALKER	1:02.266	1:02.476	0.210
14	48	WALKER	16.404	74	COOK	20.684	37	TINKER	10.041	37	TINKER	15.240	14	52	BELFORD	1:02.269	1:02.357	0.088
15	75	GARNESS	16.433	15	CROSBY	20.753	44	HILL	10.050	44	HILL	15.243	15	75	GARNESS	1:02.295	1:02.433	0.138
16	52	BELFORD	16.442	37	TINKER	20.759	66	THOMAS	10.054	7	LYONS	15.283	16	37	TINKER	1:02.307	1:02.448	0.141
17	66	THOMAS	16.592	66	THOMAS	20.971	2	COATES	10.056	2	COATES	15.311	17	66	THOMAS	1:03.119	1:03.479	0.360
18	5	JOHNSON	16.604	11	DOBSON	20.983	48	WALKER	10.077	11	DOBSON	15.325	18	2	COATES	1:03.199	1:03.865	0.666
19	14	PENDRIL	16.608	69	SCOTT	21.150	75	GARNESS	10.173	14	PENDRIL	15.465	19	11	DOBSON	1:03.277	1:03.369	0.092
20	11	DOBSON	16.645	2	COATES	21.152	65	ROWAN	10.254	66	THOMAS	15.502	20	14	PENDRILL	1:03.294	1:03.791	0.497
21	2	COATES	16.680	14	PENDRIL	21.181	5	JOHNSON	10.315	69	SCOTT	15.539	21	69	SCOTT	1:03.366	1:03.748	0.382
22	69	SCOTT	16.732	5	JOHNSON	21.296	11	DOBSON	10.324	5	JOHNSON	15.555	22	5	JOHNSON	1:03.770	1:03.998	0.228
23	27	BEACH	16.945	27	BEACH	21.349	90	COOK	10.378	90	COOK	15.589	23	27	BEACH	1:04.403	1:04.748	0.345
24	90	COOK	17.182	90	COOK	21.530	27	BEACH	10.454	27	BEACH	15.655	24	90	COOK	1:04.679	1:05.189	0.510

Weather / Track : Cloudy / Dry

Silverstone National

Circuit Length = 1.6404 miles

Start: 14:15 Flag 14:41 End: 14:43

Results can be found at www.tsl-timing.com

Printed - 14:49 Saturday, 05 September 2020

MCRCB BULLETIN TK159**2020 Bennetts British Superbike Championship - Round 3****2020 Honda British Talent Cup****RACE 1 - BEST SPEEDS**

POS	INTERMEDIATE 1		INTERMEDIATE 2		INTERMEDIATE 3		FINISH LINE		
	NO	NAME	MPH	NO	NAME	MPH	NO	NAME	MPH
1			75	GARNESS	129.5		65	ROWAN	122.9
2			65	ROWAN	128.3		52	BELFORD	122.4
3			8	O'SHEA	125.9		75	GARNESS	122.4
4			74	COOK	125.2		15	CROSBY	122.0
5			46	DUFTON	124.9		48	WALKER	121.5
6			15	CROSBY	124.9		74	COOK	121.3
7			37	TINKER	124.9		43	HITCHCOCK	121.3
8			44	HILL	124.9		8	O'SHEA	121.1
9			7	LYONS	124.9		37	TINKER	120.8
10			71	FARRER	124.0		16	CLARIDGE	120.4
11			43	HITCHCOCK	124.0		46	DUFTON	120.4
12			52	BELFORD	123.8		7	LYONS	120.0
13			48	WALKER	123.8		72	O'GORMAN	120.0
14			72	O'GORMAN	123.5		44	HILL	119.5
15			17	BOURNE	122.9		17	BOURNE	119.3
16			66	THOMAS	122.0		71	FARRER	119.1
17			2	COATES	121.3		11	DOBSON	118.9
18			16	CLARIDGE	121.1		2	COATES	118.7
19			11	DOBSON	121.1		27	BEACH	118.4
20			27	BEACH	120.9		90	COOK	118.0
21			90	COOK	120.6		5	JOHNSON	117.8
22			69	SCOTT	120.2		14	PENDRILL	117.4
23			14	PENDRILL	119.1		66	THOMAS	117.0
24			5	JOHNSON	118.5		69	SCOTT	116.3

Weather / Track : Cloudy / Dry

Results can be found at www.tsl-timing.comSilverstone National
Circuit Length = 1.6404 miles
Start: 14:15 Flag 14:41 End: 14:43

Printed - 14:50 Saturday, 05 September 2020

MCRCB BULLETIN TK160**2020 Bennetts British Superbike Championship - Round 3****2020 Honda British Talent Cup****RACE 1 - FASTEST LAP CLASSIFICATION**

POS	RACE POS	NO	NAME	NAT	ENTRY	BEST	ON
1	2	16	Harvey CLARIDGE	GBR	Honda - City Lifting / SP125 Racing	1:01.473	4
2	1	71	Charlie FARRER	GBR	Honda - Victoria House Racing Academy / Mortimer Racing	1:01.695	3
3	24	72	Casey O'GORMAN	GBR	Honda - Microlise Cresswell Racing	1:01.711	3
4	3	8	Eddie O'SHEA	GBR	Honda - WAM	1:01.824	3
5	4	17	Franco BOURNE	GBR	Honda - Franco Bourne Racing / SP125 Racing	1:01.940	4
6	5	52	Evan BELFORD	GBR	Honda - City Lifting by RS Racing	1:02.357	2
7	6	74	James COOK	GBR	Honda - Wilson Racing	1:02.428	21
8	7	75	Jonathan GARNES	GBR	Honda - Microlise Cresswell Racing	1:02.433	21
9	10	15	Harrison CROSBY	GBR	Honda - Banks Racing	1:02.444	21
10	11	37	Corey TINKER	GBR	Honda - Stauff Fluid Power Academy	1:02.448	21
11	12	48	Ollie WALKER	GBR	Honda - Moto Rapido / SP125 Racing	1:02.476	20
12	22	65	Alexander ROWAN	GBR	Honda - Alexander Rowan Racing	1:02.627	16
13	9	46	Elliott DUFTON	GBR	Honda - D&D Racing	1:02.631	20
14	8	43	Ryan HITCHCOCK	GBR	Honda - Wilson Racing	1:02.675	21
15	14	7	Jamie LYONS	GBR	Honda - Jamie Lyons Racing	1:02.762	17
16	13	44	Lucas HILL	GBR	Honda - Ashcourt Racing	1:02.873	8
17	16	11	Rossi DOBSON	GBR	Honda - Rossi Dobson	1:03.369	25
18	15	66	Annabel THOMAS	GBR	Honda - Microlise Cresswell Racing	1:03.479	13
19	17	69	Gary SCOTT	GBR	Honda - Scott Racing	1:03.748	15
20	19	14	Evann PENDRILL	GBR	Honda - VHC Racing	1:03.791	10
21	18	2	Rhys COATES	GBR	Honda - Ernie Coates Race Support	1:03.865	10
22	23	5	Mason Cade JOHNSON	GBR	Honda - Johnson Racing	1:03.998	9
23	20	27	Calum BEACH	GBR	Honda - Calum Beach Racing / SP125 Racing	1:04.748	3
24	21	90	Harry COOK	GBR	Honda - JDF Racing	1:05.189	2

Weather / Track : Cloudy / Dry

Silverstone National

Circuit Length = 1.6404 miles

Start: 14:15 Flag 14:41 End: 14:43

Results can be found at www.tsl-timing.com

Printed - 14:47 Saturday, 05 September 2020

MCRCB BULLETIN TK161

2020 Bennetts British Superbike Championship - Round 3

2020 Honda British Talent Cup

RACE 1 - STATISTICS

Competitors Started 24
Planned Start 2020-09-05 @ 14:15:00.000
Actual Start 2020-09-05 @ 14:15:49.139
Finish Time 2020-09-05 @ 14:41:46.308
Track Length 1.6404mi.
Total Laps 559
Total Distance Covered 917.0190mi.

Session Fastest Lap History

NO	NAME	LAP TIME	TIME OF DAY	LAP	VEHICLE
72	Casey O'GORMAN	1:02.052	14:17:55.393	2	Honda
16	Harvey CLARIDGE	1:01.745	14:17:56.081	2	Honda
72	Casey O'GORMAN	1:01.711	14:18:57.105	3	Honda
16	Harvey CLARIDGE	1:01.624	14:18:57.706	3	Honda
16	Harvey CLARIDGE	1:01.473	14:19:59.178	4	Honda

Session Leader History

NO	NAME	FROM LAP	LAPS LED	DISTANCE	VEHICLE
72	Casey O'GORMAN	1	3	4.92 miles	Honda
16	Harvey CLARIDGE	4	21	34.44 miles	Honda
71	Charlie FARRER	25	1	1.64 miles	Honda

Flag History

TYPE	TIME OF DAY
GREEN	14:15:49.139
FINISH	14:41:46.308

Flag Statistics

TYPE	COUNT	TOTAL LAPS	TOTAL TIME
Green	1	25	27:27.076
Red	0	0	0.000
Safety Car	0	0	0.000
FCY	0	0	0.000

Weather / Track : Cloudy / Dry

Results can be found at www.tsl-timing.com

Silverstone National
Circuit Length = 1.6404 miles
Start: 14:15 Flag 14:41 End: 14:43

Printed - 14:50 Saturday, 05 September 2020

MCRCB BULLETIN TK162

2020 Bennetts British Superbike Championship - Round 3

2020 Honda British Talent Cup

RACE 1 - SESSION NOTES

TIME	MESSAGE
14:00:11	PITLANE OPEN
14:05:08	PITLANE CLOSED
14:08:03	5 MINUTES TO WARM UP LAP
14:10:02	3 MINUTES TO WARM UP LAP
14:12:00	1 MINUTE TO WARM UP LAP
14:12:31	30 SECONDS TO WARM UP LAP
14:12:41	GREEN FLAG - WARM UP LAPS
14:15:01	RACE START
14:17:22	NO JUMP STARTS
14:20:22	NO. 72 FALLER AT T6 LUFFIELD - RIDER OK
14:26:52	NO. 5 FALLER AT T6 LUFFIELD - RIDER OK
14:32:37	TWO THIRDS DISTANCE COMPLETED
14:32:38	
14:42:38	NO.65 - FALLER AT T6 - RIDER OK
14:42:39	RESULT CONFIRMED

Weather / Track : Cloudy / Dry

Results can be found at www.tsl-timing.com

Silverstone National
Circuit Length = 1.6404 miles
Start: 14:15 Flag 14:41 End: 14:43

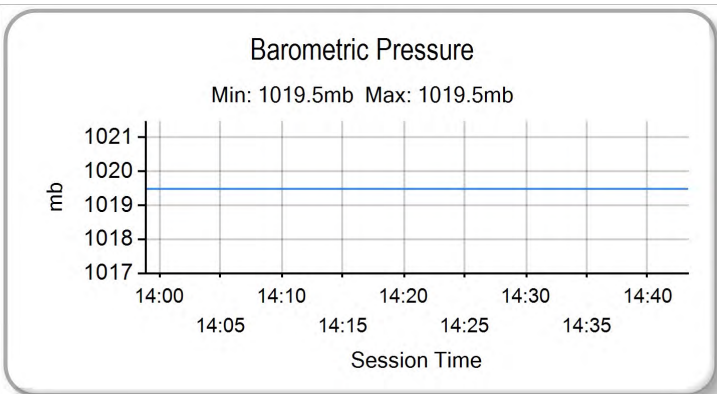
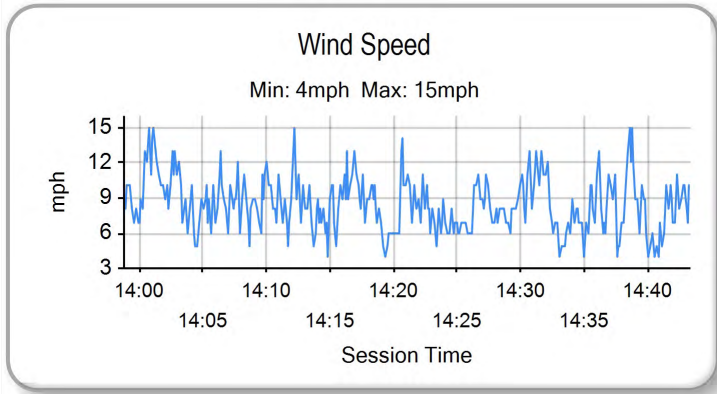
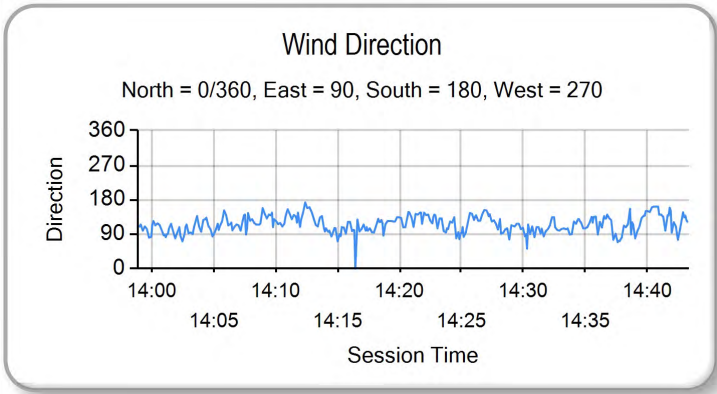
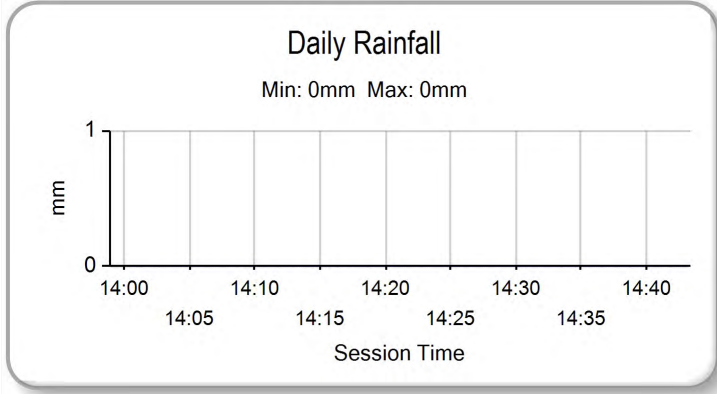
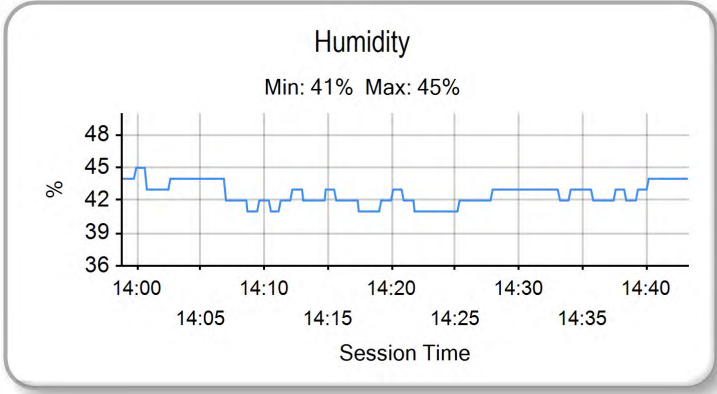
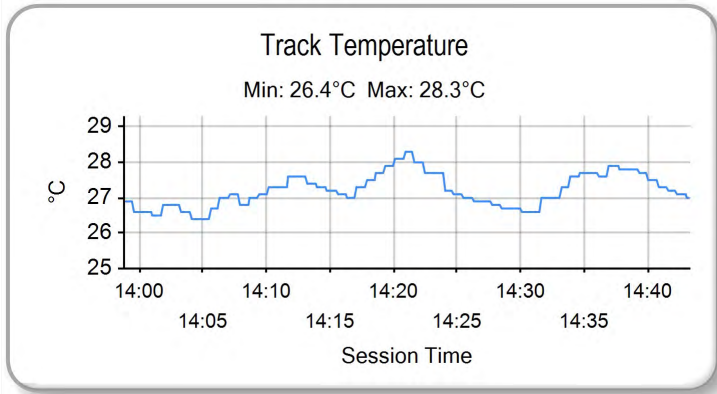
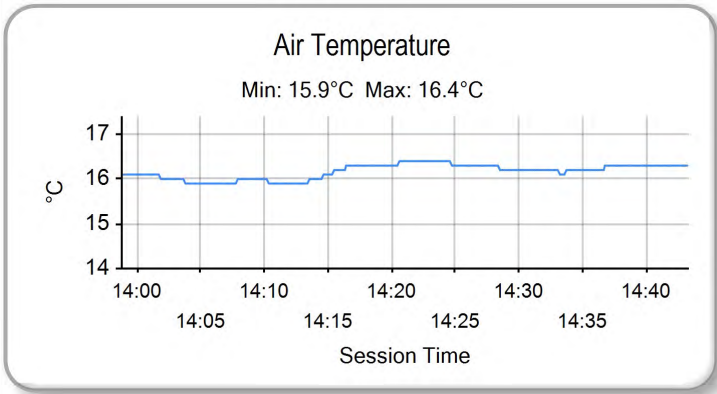
Printed - 14:51 Saturday, 05 September 2020

MCRCB BULLETIN TK163

2020 Bennetts British Superbike Championship - Round 3

2020 Honda British Talent Cup

RACE 1 - WEATHER CONDITIONS



Weather / Track : Cloudy / Dry

Results can be found at www.tsl-timing.com

Silverstone National
Circuit Length = 1.6404 miles
Start: 14:15 Flag 14:41 End: 14:43

Printed - 14:52 Saturday, 05 September 2020

MCRCB BULLETIN TK164

2020 Honda British Talent Cup

RIDERS POINTS AFTER ROUND 5



		TOTAL	GAP	DIFF											Wins	Seconds	Thirds
					1	2	3	4	5	6	7	8	9	10			
					1 7th-9th August	2 Donington Park National	3 21st-23rd August	4 Snetterton 300	5 4th-6th September	6 Silverstone National	7 2nd-4th October	8 Donington Park GP	9 16th-18th October	10 Brands Hatch GP			
1	Franco BOURNE	83			20	25	25		13						2	1	0
2	Eddie O'SHEA	78	5		11	11	20	20	16						0	2	1
3	Harvey CLARIDGE	77	6	1	8	20	13	16	20						0	2	1
4	Charlie FARRER	70	13	7	16		16	13	25						1	0	2
5	Casey O'GORMAN	50	33	20	25			25							2	0	0
6	Elliott DUFTON	45	38	5	6	10	11	11	7						0	0	0
7	Harrison CROSBY	36	47	9	5	7	9	9	6						0	0	0
8	Evan BELFORD	34	49	2		13		10	11						0	0	0
9	Corey TINKER	33	50	1	10		10	8	5						0	0	0
10	Ryan HITCHCOCK	33	50	0	4	8	6	7	8						0	0	0
11	Bailey STUART-CAMPBELL	32	51	1	9	16	7								0	0	1
12	Ollie WALKER	30	53	2	3	9	8	6	4						0	0	0
13	James COOK	28	55	2	7	6		5	10						0	0	0
14	Jamie LYONS	15	68	13	13				2						0	0	0
15	Jonathan GARNES	10	73	5				1	9						0	0	0
16	Annabel THOMAS	9	74	1			5	3	1						0	0	0
17	Evann PENDRILL	9	74	0	1		4	4							0	0	0
18	Sullivan MOUNSEY	8	75	1	2	5	1								0	0	0
19	Lucas HILL	6	77	2			3		3						0	0	0
20	Rossi DOBSON	5	78	1		3		2							0	0	0
21	Gary SCOTT	4	79	1		4									0	0	0
22	Rhys COATES	2	81	2		2									0	0	0
23	Josh HIATT	2	81	0			2								0	0	0
24	Calum BEACH	1	82	1		1									0	0	0

RACE 9 - GRID (25 Laps) - PROVISIONAL

ROW 8	24	1:05.189	90	Harry COOK	23	1:04.748	27	Calum BEACH	22	1:03.998	5	Mason Cade JOHNSON				
ROW 7					21	1:03.865	2	Rhys COATES	20	1:03.791	14	Evann PENDRILL	19	1:03.748	69	Gary SCOTT
ROW 6	18	1:03.479	66	Annabel THOMAS	17	1:03.369	11	Rossi DOBSON	16	1:02.873	44	Lucas HILL				
ROW 5					15	1:02.762	7	Jamie LYONS	14	1:02.675	43	Ryan HITCHCOCK	13	1:02.631	46	Elliott DUFTON
ROW 4	12	1:02.627	65	Alexander ROWAN	11	1:02.476	48	Ollie WALKER	10	1:02.448	37	Corey TINKER				
ROW 3					9	1:02.444	15	Harrison CROSBY	8	1:02.433	75	Jonathan GARNES	7	1:02.428	74	James COOK
ROW 2	6	1:02.357	52	Evan BELFORD	5	1:01.940	17	Franco BOURNE	4	1:01.824	8	Eddie O'SHEA				
ROW 1					3	1:01.711	72	Casey O'GORMAN	2	1:01.695	71	Charlie FARRER	1	1:01.473	16	Harvey CLARIDGE
																Pole

Silverstone National
Circuit Length = 1.6404 miles

These results are provisional until the conclusion of any judicial and technical matters.

Race Director :	Stewards :	Timekeeper :
-----------------	------------	--------------

Results can be found at www.britishsuperbike.com

Printed - 14:51 Saturday, 05 September 2020

POS	NO	NAME	NAT	ENTRY	TIME	ON	LAPS	GAP	DIFF	MPH
1	72	Casey O'GORMAN	GBR	Honda - Microlise Cresswell Racing	1:02.198	7	10			94.94
2	8	Eddie O'SHEA	GBR	Honda - WAM	1:02.412	8	9	0.214	0.214	94.62
3	16	Harvey CLARIDGE	GBR	Honda - City Lifting / SP125 Racing	1:02.438	8	10	0.240	0.026	94.58
4	52	Evan BELFORD	GBR	Honda - City Lifting by RS Racing	1:02.574	7	10	0.376	0.136	94.37
5	48	Ollie WALKER	GBR	Honda - Moto Rapido / SP125 Racing	1:02.618	7	10	0.420	0.044	94.31
6	17	Franco BOURNE	GBR	Honda - Franco Bourne Racing / SP125 Racing	1:02.714	8	10	0.516	0.096	94.16
7	43	Ryan HITCHCOCK	GBR	Honda - Wilson Racing	1:02.826	4	10	0.628	0.112	94.00
8	71	Charlie FARRER	GBR	Honda - Victoria House Racing Academy / Mortimer Racir	1:02.871	10	10	0.673	0.045	93.93
9	7	Jamie LYONS	GBR	Honda - Jamie Lyons Racing	1:03.201	8	9	1.003	0.330	93.44
10	66	Annabel THOMAS	GBR	Honda - Microlise Cresswell Racing	1:03.209	9	9	1.011	0.008	93.43
11	74	James COOK	GBR	Honda - Wilson Racing	1:03.488	6	10	1.290	0.279	93.02
12	75	Jonathan GARNESS	GBR	Honda - Microlise Cresswell Racing	1:03.529	6	9	1.331	0.041	92.96
13	37	Corey TINKER	GBR	Honda - Stauff Fluid Power Academy	1:03.551	4	9	1.353	0.022	92.92
14	15	Harrison CROSBY	GBR	Honda - Banks Racing	1:03.750	9	10	1.552	0.199	92.63
15	11	Rossi DOBSON	GBR	Honda - Rossi Dobson	1:04.030	9	10	1.832	0.280	92.23
16	65	Alexander ROWAN	GBR	Honda - Alexander Rowan Racing	1:04.264	8	9	2.066	0.234	91.89
17	69	Gary SCOTT	GBR	Honda - Scott Racing	1:04.265	9	9	2.067	0.001	91.89
18	14	Evann PENDRILL	GBR	Honda - VHC Racing	1:04.579	6	7	2.381	0.314	91.44
19	44	Lucas HILL	GBR	Honda - Ashcourt Racing	1:04.632	5	8	2.434	0.053	91.37
20	2	Rhys COATES	GBR	Honda - Ernie Coates Race Support	1:04.640	8	10	2.442	0.008	91.36
21	90	Harry COOK	GBR	Honda - JDF Racing	1:04.934	10	10	2.736	0.294	90.94
22	46	Elliott DUFTON	GBR	Honda - D&D Racing	1:05.115	5	8	2.917	0.181	90.69
23	27	Calum BEACH	GBR	Honda - Calum Beach Racing / SP125 Racing	1:05.169	9	10	2.971	0.054	90.62
24	5	Mason Cade JOHNSON	GBR	Honda - Johnson Racing	1:05.211	4	5	3.013	0.042	90.56

Weather / Track : Sunny / Dry

These results are provisional until the conclusion of any judicial and technical matters.

Silverstone National

Circuit Length = 1.6404 miles

Start: 09:00 Flag 09:10 End: 09:11

Race Director :

Stewards :

Timekeeper :

Results can be found at www.britishsuperbike.com

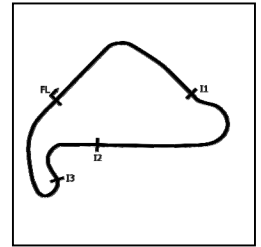
Printed - 09:11 Sunday, 06 September 2020

MCRCB BULLETIN TK233

2020 Bennetts British Superbike Championship - Round 3

2020 Honda British Talent Cup

WARM UP - SECTOR ANALYSIS



SECTOR 1 = FL to I1, SECTOR 2 = I1 to I2 SECTOR 3 = I2 to I3, SECTOR 4 = I3 to FL, DIFF = Difference To Personal Best Lap, P = Crossed Finish Line in Pit Lane, D = Time Disallowed

P1 72		Casey O'GORMAN				Honda - Microlise Cresswell Racing			
IDEAL LAP TIME : 1:01.718		BEST LAP TIME : 1:02.198		DIFFERENCE : 0.480					
LAP	SECTOR 1	SECTOR 2	SECTOR 3	SECTOR 4	LAP TIME	MPH	DIFF	TIME OF DAY	
1 -	OUTLAP	22.709	122.9	11.202	15.765	118.2		09:01:31.147	
2 -	17.167	20.899	125.2	10.293	15.374	119.1	1:03.733	92.66 1.535 09:02:34.880	
3 -	16.767	20.761	125.4	10.124	15.310	120.2	1:02.962 (2)	93.79 0.764 09:03:37.842	
4 -	16.454	20.757	128.0	10.828	15.526	120.8	1:03.565	92.90 1.367 09:04:41.407	
5 -	16.919	21.008	127.0	9.929	15.140	120.4	1:02.996 (3)	93.74 0.798 09:05:44.403	
6 -	16.686	20.930	124.9	10.639	15.561	120.0	1:03.816	92.54 1.618 09:06:48.219	
7 -	16.666	20.544	126.3	9.874	15.114	119.1	1:02.198 (1)	94.94	09:07:50.417
8 -	16.765	21.013	126.3	10.150	15.431	118.7	1:03.359	93.20 1.161 09:08:53.776	
9 -	17.511	21.166	127.3	10.680	15.743	118.2	1:05.100	90.71 2.902 09:09:58.876	
10 -	16.616	20.276	127.8	10.469	15.694	117.4	1:03.055	93.65 0.857 09:11:01.931	

P2 8		Eddie O'SHEA				Honda - WAM			
IDEAL LAP TIME : 1:02.355		BEST LAP TIME : 1:02.412		DIFFERENCE : 0.057					
LAP	SECTOR 1	SECTOR 2	SECTOR 3	SECTOR 4	LAP TIME	MPH	DIFF	TIME OF DAY	
1 -	OUTLAP	23.507	119.1	11.114	16.163	113.5		09:01:47.461	
2 -	17.191	21.344	121.5	10.405	15.717	116.1	1:04.657	91.33 2.245 09:02:52.118	
3 -	16.784	20.957	122.2	10.213	15.429	117.2	1:03.383	93.17 0.971 09:03:55.501	
4 -	16.487	20.677	123.1	10.070	15.330	117.6	1:02.564 (3)	94.39 0.152 09:04:58.065	
5 -	16.483	20.602	121.7	10.063	15.309	117.8	1:02.457 (2)	94.55 0.045 09:06:00.522	
6 -	16.620	20.627	123.8	10.020	15.345	118.7	1:02.612	94.32 0.200 09:07:03.134	
7 -	16.583	20.806	123.8	10.118	15.653	117.4	1:03.160	93.50 0.748 09:08:06.294	
8 -	16.443	20.583	125.4	10.029	15.357	118.2	1:02.412 (1)	94.62	09:09:08.706
9 -	16.559	20.660	123.3	10.046	15.313	118.4	1:02.578	94.37 0.166 09:10:11.284	

P3 16		Harvey CLARIDGE				Honda - City Lifting / SP125 Racing			
IDEAL LAP TIME : 1:02.286		BEST LAP TIME : 1:02.438		DIFFERENCE : 0.152					
LAP	SECTOR 1	SECTOR 2	SECTOR 3	SECTOR 4	LAP TIME	MPH	DIFF	TIME OF DAY	
1 -	OUTLAP	22.237	119.1	10.364	15.650	114.7		09:01:07.315	
2 -	16.771	21.162	118.5	10.124	15.447	117.0	1:03.504	92.99 1.066 09:02:10.819	
3 -	16.489	20.675	123.8	10.529	15.581	116.8	1:03.274	93.33 0.836 09:03:14.093	
4 -	16.892	21.099	120.6	9.883	15.344	116.3	1:03.218	93.41 0.780 09:04:17.311	
5 -	16.494	20.870	120.4	9.866	15.343	115.9	1:02.573	94.38 0.135 09:05:19.884	
6 -	17.042	21.220	119.4	10.021	15.475	115.3	1:03.758	92.62 1.320 09:06:23.642	
7 -	16.527	20.805	120.2	9.840	15.353	116.3	1:02.525 (2)	94.45 0.087 09:07:26.167	
8 -	16.488	20.774	120.2	9.851	15.325	116.6	1:02.438 (1)	94.58	09:08:28.605
9 -	16.502	20.746	118.3	9.904	15.387	115.7	1:02.539 (3)	94.43 0.101 09:09:31.144	
10 -	16.548	20.853	119.6	9.798	15.367	115.9	1:02.566	94.39 0.128 09:10:33.710	

P4 52		Evan BELFORD				Honda - City Lifting by RS Racing			
IDEAL LAP TIME : 1:02.368		BEST LAP TIME : 1:02.574		DIFFERENCE : 0.206					
LAP	SECTOR 1	SECTOR 2	SECTOR 3	SECTOR 4	LAP TIME	MPH	DIFF	TIME OF DAY	
1 -	OUTLAP	22.835	121.7	11.003	15.966	117.0		09:01:09.273	
2 -	17.245	21.110	124.0	10.366	15.686	118.9	1:04.407	91.69 1.833 09:02:13.680	
3 -	16.827	21.428	125.2	10.446	15.463	119.3	1:04.164	92.04 1.590 09:03:17.844	
4 -	16.591	20.851	124.5	10.141	15.530	118.2	1:03.113	93.57 0.539 09:04:20.957	
5 -	16.734	20.872	123.3	10.114	15.487	118.9	1:03.207	93.43 0.633 09:05:24.164	
6 -	16.697	20.723	124.2	10.048	15.439	119.1	1:02.907 (3)	93.87 0.333 09:06:27.071	
7 -	16.653	20.576	125.9	10.096	15.249	119.3	1:02.574 (1)	94.37	09:07:29.645
8 -	16.495	20.709	122.6	10.176	15.420	118.4	1:02.800 (2)	94.03 0.226 09:08:32.445	
9 -	16.654	20.796	122.4	10.279	15.496	118.4	1:03.225	93.40 0.651 09:09:35.670	
10 -	16.760	20.723	121.5	10.232	15.414	119.3	1:03.129	93.54 0.555 09:10:38.799	

Weather / Track : Sunny / Dry

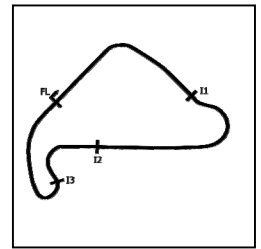
Silverstone National
Circuit Length = 1.6404 miles
Start: 09:00 Flag 09:10 End: 09:11

MCRCB BULLETIN TK233

2020 Bennetts British Superbike Championship - Round 3

2020 Honda British Talent Cup

WARM UP - SECTOR ANALYSIS



SECTOR 1 = FL to I1, SECTOR 2 = I1 to I2 SECTOR 3 = I2 to I3, SECTOR 4 = I3 to FL, DIFF = Difference To Personal Best Lap, P = Crossed Finish Line in Pit Lane, D = Time Disallowed

P5 48		Ollie WALKER		Honda - Moto Rapido / SP125 Racing						
IDEAL LAP TIME : 1:02.511		BEST LAP TIME : 1:02.618		DIFFERENCE : 0.107						
LAP	SECTOR 1	SECTOR 2		SECTOR 3		SECTOR 4	LAP TIME	MPH	DIFF	TIME OF DAY
1 -	OUTLAP	22.512	119.8	11.165	15.882	118.0				09:01:09.342
2 -	17.175	21.178	122.6	10.502	15.548	119.1	1:04.403	91.69	1.785	09:02:13.745
3 -	16.869	21.247	122.4	10.263	15.474	118.0	1:03.853	92.48	1.235	09:03:17.598
4 -	16.575	21.089	122.9	10.345	15.394	119.5	1:03.403	93.14	0.785	09:04:21.001
5 -	16.783	20.842	121.7	10.294	15.319	118.9	1:03.238	93.38	0.620	09:05:24.239
6 -	16.618	20.787	123.5	10.189	15.326	118.2	1:02.920	93.85	0.302	09:06:27.159
7 -	16.580	20.651	123.5	10.240	15.147	122.0	1:02.618 (1)	94.31		09:07:29.777
8 -	16.723	20.612	124.5	10.324	15.228	119.1	1:02.887 (2)	93.90	0.269	09:08:32.664
9 -	16.593	20.934	121.7	10.297	15.470	115.7	1:03.294	93.30	0.676	09:09:35.958
10 -	16.636	20.758	122.0	10.177	15.335	120.2	1:02.906 (3)	93.88	0.288	09:10:38.864

P6 17		Franco BOURNE		Honda - Franco Bourne Racing / SP125 Racing						
IDEAL LAP TIME : 1:02.492		BEST LAP TIME : 1:02.714		DIFFERENCE : 0.222						
LAP	SECTOR 1	SECTOR 2		SECTOR 3		SECTOR 4	LAP TIME	MPH	DIFF	TIME OF DAY
1 -	OUTLAP	22.699	121.1	11.333	16.061	114.5				09:01:21.067
2 -	17.041	21.834	120.2	10.580	15.467	117.0	1:04.922	90.96	2.208	09:02:25.989
3 -	16.811	21.011	120.4	10.163	15.381	116.6	1:03.366	93.19	0.652	09:03:29.355
4 -	16.566	20.977	120.9	10.095	15.331	117.4	1:02.969 (3)	93.78	0.255	09:04:32.324
5 -	16.403	20.991	124.2	10.295	15.830	116.8	1:03.519	92.97	0.805	09:05:35.843
6 -	16.638	20.864	122.4	10.738	15.601	116.1	1:03.841	92.50	1.127	09:06:39.684
7 -	16.566	20.882	120.0	9.958	15.463	115.5	1:02.869 (2)	93.93	0.155	09:07:42.553
8 -	16.625	20.823	119.6	9.953	15.313	116.3	1:02.714 (1)	94.16		09:08:45.267
9 -	16.710	20.907	119.4	10.047	15.415	116.6	1:03.079	93.62	0.365	09:09:48.346
10 -	16.684	20.989	118.9	10.211	15.487	115.9	1:03.371	93.19	0.657	09:10:51.717

P7 43		Ryan HITCHCOCK		Honda - Wilson Racing						
IDEAL LAP TIME : 1:02.686		BEST LAP TIME : 1:02.826		DIFFERENCE : 0.140						
LAP	SECTOR 1	SECTOR 2		SECTOR 3		SECTOR 4	LAP TIME	MPH	DIFF	TIME OF DAY
1 -	OUTLAP	23.138	118.1	10.943	15.743	116.3				09:01:08.516
2 -	16.928	21.068	122.4	10.506	15.492	118.2	1:03.994	92.28	1.168	09:02:12.510
3 -	16.701	20.919	123.3	10.331	15.524	117.4	1:03.475	93.03	0.649	09:03:15.985
4 -	16.612	20.668	124.7	10.231	15.315	118.9	1:02.826 (1)	94.00		09:04:18.811
5 -	16.562	20.710	124.9	10.425	15.455	118.4	1:03.152	93.51	0.326	09:05:21.963
6 -	16.614	20.791	122.4	10.220	15.352	117.2	1:02.977 (2)	93.77	0.151	09:06:24.940
7 -	16.664	20.846	122.0	10.141	15.478	117.0	1:03.129 (3)	93.54	0.303	09:07:28.069
8 -	16.650	20.904	121.5	10.142	15.491	116.8	1:03.187	93.46	0.361	09:08:31.256
9 -	16.676	20.867	121.5	10.293	15.422	117.0	1:03.258	93.35	0.432	09:09:34.514
10 -	16.738	20.854	121.3	10.263	15.417	116.8	1:03.272	93.33	0.446	09:10:37.786

P8 71		Charlie FARRER		Honda - Victoria House Racing Academy / Mortimer Racing						
IDEAL LAP TIME : 1:02.408		BEST LAP TIME : 1:02.871		DIFFERENCE : 0.463						
LAP	SECTOR 1	SECTOR 2		SECTOR 3		SECTOR 4	LAP TIME	MPH	DIFF	TIME OF DAY
1 -	OUTLAP	22.454	119.4	10.717	15.946	114.9				09:01:29.189
2 -	17.225	21.205	121.7	10.307	15.550	117.0	1:04.287	91.86	1.416	09:02:33.476
3 -	16.798	20.970	122.2	10.136	15.385	119.3	1:03.289	93.31	0.418	09:03:36.765
4 -	16.637	21.556	125.2	10.521	15.659	118.4	1:04.373	91.74	1.502	09:04:41.138
5 -	16.696	20.918	122.0	10.022	15.460	116.8	1:03.096 (3)	93.59	0.225	09:05:44.234
6 -	16.714	20.789	122.4	10.104	15.503	116.8	1:03.110	93.57	0.239	09:06:47.344
7 -	16.672	21.036	121.3	10.055	15.283	117.6	1:03.046 (2)	93.67	0.175	09:07:50.390
8 -	16.670	20.597	124.7	10.338	15.749	115.3	1:03.354	93.21	0.483	09:08:53.744
9 -	17.404	21.127	122.4	9.973	15.201	121.3	1:03.705	92.70	0.834	09:09:57.449
10 -	16.665	20.850	122.6	10.081	15.275	118.9	1:02.871 (1)	93.93		09:11:00.320

Weather / Track : Sunny / Dry

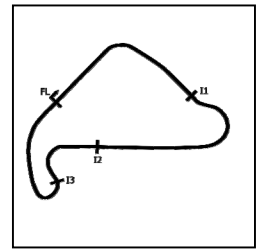
Silverstone National
Circuit Length = 1.6404 miles
Start: 09:00 Flag 09:10 End: 09:11

MCRCB BULLETIN TK233

2020 Bennetts British Superbike Championship - Round 3

2020 Honda British Talent Cup

WARM UP - SECTOR ANALYSIS



SECTOR 1 = FL to I1, SECTOR 2 = I1 to I2, SECTOR 3 = I2 to I3, SECTOR 4 = I3 to FL, DIFF = Difference To Personal Best Lap, P = Crossed Finish Line in Pit Lane, D = Time Disallowed

P9 7		Jamie LYONS		Honda - Jamie Lyons Racing					
IDEAL LAP TIME : 1:02.920		BEST LAP TIME : 1:03.201		DIFFERENCE : 0.281					
LAP	SECTOR 1	SECTOR 2	SECTOR 3	SECTOR 4	LAP TIME	MPH	DIFF	TIME OF DAY	
1 -	OUTLAP	22.837	119.6	10.958	16.068	114.9		09:02:08.783	
2 -	17.177	21.508	117.9	10.597	15.773	114.3	1:05.055	90.77 1.854 09:03:13.838	
3 -	17.062	21.272	118.9	10.239	15.661	114.9	1:04.234	91.93 1.033 09:04:18.072	
4 -	16.798	21.109	120.6	10.299	15.637	114.7	1:03.843	92.50 0.642 09:05:21.915	
5 -	17.021	21.220	121.1	10.162	15.575	116.1	1:03.978	92.30 0.777 09:06:25.893	
6 -	16.657	21.016	121.1	10.051	15.529	115.3	1:03.253 (2)	93.36 0.052 09:07:29.146	
7 -	16.705	21.048	120.4	10.322	15.400	118.4	1:03.475	93.03 0.274 09:08:32.621	
8 -	16.625	20.907	122.9	10.183	15.486	118.2	1:03.201 (1)	93.44 09:09:35.822	
9 -	16.697	20.844	121.7	10.334	15.410	118.4	1:03.285 (3)	93.31 0.084 09:10:39.107	

P10 66		Annabel THOMAS		Honda - Microlise Cresswell Racing					
IDEAL LAP TIME : 1:02.944		BEST LAP TIME : 1:03.209		DIFFERENCE : 0.265					
LAP	SECTOR 1	SECTOR 2	SECTOR 3	SECTOR 4	LAP TIME	MPH	DIFF	TIME OF DAY	
1 -	OUTLAP	22.668	118.3	10.930	16.041	114.1		09:02:07.992	
2 -	17.937	21.661	120.4	10.791	15.903	112.4	1:06.292	89.08 3.083 09:03:14.284	
3 -	17.186	21.034	122.2	10.435	15.636	115.9	1:04.291	91.85 1.082 09:04:18.575	
4 -	16.834	21.193	123.1	10.278	15.569	116.6	1:03.874	92.45 0.665 09:05:22.449	
5 -	16.799	21.040	122.6	10.427	15.660	116.1	1:03.926	92.38 0.717 09:06:26.375	
6 -	16.548	20.942	121.7	10.252	15.483	116.8	1:03.225 (3)	93.40 0.016 09:07:29.600	
7 -	16.808	20.782	121.1	10.440	15.540	116.8	1:03.570	92.90 0.361 09:08:33.170	
8 -	16.658	20.754	123.5	10.308	15.503	117.4	1:03.223 (2)	93.41 0.014 09:09:36.393	
9 -	16.679	20.860	122.9	10.159	15.511	115.5	1:03.209 (1)	93.43 09:10:39.602	

P11 74		James COOK		Honda - Wilson Racing					
IDEAL LAP TIME : 1:03.329		BEST LAP TIME : 1:03.488		DIFFERENCE : 0.159					
LAP	SECTOR 1	SECTOR 2	SECTOR 3	SECTOR 4	LAP TIME	MPH	DIFF	TIME OF DAY	
1 -	OUTLAP	23.302	118.9	11.613	16.254	114.5		09:01:12.054	
2 -	17.524	21.481	122.4	10.606	15.509	117.8	1:05.120	90.68 1.632 09:02:17.174	
3 -	17.207	21.429	123.8	10.760	15.967	115.9	1:05.363	90.35 1.875 09:03:22.537	
4 -	16.762	21.212	120.4	10.444	15.504	115.7	1:03.922	92.38 0.434 09:04:26.459	
5 -	16.794	21.100	120.9	10.421	15.454	116.3	1:03.769	92.61 0.281 09:05:30.228	
6 -	16.707	21.071	120.0	10.298	15.412	115.7	1:03.488 (1)	93.02 09:06:33.716	
7 -	16.735	20.999	119.6	10.300	15.673	115.5	1:03.707	92.70 0.219 09:07:37.423	
8 -	16.824	21.031	119.1	10.274	15.522	115.9	1:03.651 (3)	92.78 0.163 09:08:41.074	
9 -	16.818	21.007	119.6	10.388	15.548	115.7	1:03.761	92.62 0.273 09:09:44.835	
10 -	16.841	20.960	119.4	10.250	15.490	115.7	1:03.541 (2)	92.94 0.053 09:10:48.376	

P12 75		Jonathan GARNESSE		Honda - Microlise Cresswell Racing					
IDEAL LAP TIME : 1:03.217		BEST LAP TIME : 1:03.529		DIFFERENCE : 0.312					
LAP	SECTOR 1	SECTOR 2	SECTOR 3	SECTOR 4	LAP TIME	MPH	DIFF	TIME OF DAY	
1 -	OUTLAP	23.884	121.3	12.207	16.614	118.2		09:01:23.805	
2 -	17.483	22.129	124.0	11.234	15.919	119.7	1:06.765	88.45 3.236 09:02:30.570	
3 -	17.191	21.699	123.5	11.055	15.833	118.9	1:05.778	89.78 2.249 09:03:36.348	
4 -	16.763	21.587	125.4	11.013	15.637	118.9	1:05.000	90.85 1.471 09:04:41.348	
5 -	16.863	21.764	126.8	10.419	15.474	121.5	1:04.520 (3)	91.53 0.991 09:05:45.868	
6 -	16.585	20.857	127.3	10.394	15.693	120.6	1:03.529 (1)	92.96 09:06:49.397	
7 -	16.586	21.024	126.1	10.301	IN PIT		1:10.401 P	83.88 6.872 09:07:59.798	
8 -	OUTLAP	21.321	127.0	10.507	15.572	121.5	2:01.298	48.68 57.769 09:10:01.096	
9 -	17.237	21.001	125.6	10.357	15.532	120.6	1:04.127 (2)	92.09 0.598 09:11:05.223	

Weather / Track : Sunny / Dry

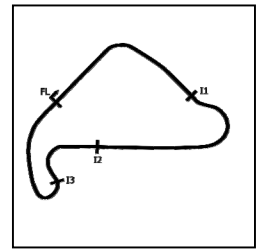
Silverstone National
Circuit Length = 1.6404 miles
Start: 09:00 Flag 09:10 End: 09:11

MCRCB BULLETIN TK233

2020 Bennetts British Superbike Championship - Round 3

2020 Honda British Talent Cup

WARM UP - SECTOR ANALYSIS



SECTOR 1 = FL to I1, SECTOR 2 = I1 to I2 SECTOR 3 = I2 to I3, SECTOR 4 = I3 to FL, DIFF = Difference To Personal Best Lap, P = Crossed Finish Line in Pit Lane, D = Time Disallowed

P13 37		Corey TINKER		Honda - Stauff Fluid Power Academy							
IDEAL LAP TIME : 1:03.460		BEST LAP TIME : 1:03.551		DIFFERENCE : 0.091							
LAP	SECTOR 1	SECTOR 2	SECTOR 3	SECTOR 4	LAP TIME	MPH	DIFF	TIME OF DAY			
1 -	OUTLAP	23.385	118.9	11.223	16.078	114.3		09:01:47.615			
2 -	17.135	21.612	120.2	10.329	15.515	116.8	1:04.591	91.43	1.040	09:02:52.206	
3 -	16.776	21.276	120.2	10.326	15.478	116.1	1:03.856	(2)	92.48	0.305	09:03:56.062
4 -	16.697	21.083	119.6	10.271	15.500	114.7	1:03.551	(1)	92.92		09:04:59.613
5 -	16.864	21.079	119.1	10.413	15.549	113.7	1:03.905	(3)	92.41	0.354	09:06:03.518
6 -	16.969	21.229	118.9	10.617	16.065	113.7	1:04.880		91.02	1.329	09:07:08.398
7 -	17.105	21.135	118.5	10.354	15.666	114.1	1:04.260		91.90	0.709	09:08:12.658
8 -	16.921	21.330	118.1	10.206	15.483	114.5	1:03.940		92.36	0.389	09:09:16.598
9 -	16.941	21.175	117.5	10.305	15.556	114.3	1:03.977		92.30	0.426	09:10:20.575

P14 15		Harrison CROSBY		Honda - Banks Racing							
IDEAL LAP TIME : 1:03.149		BEST LAP TIME : 1:03.750		DIFFERENCE : 0.601							
LAP	SECTOR 1	SECTOR 2	SECTOR 3	SECTOR 4	LAP TIME	MPH	DIFF	TIME OF DAY			
1 -	OUTLAP	23.400	118.7	11.511	16.186	113.3		09:01:21.111			
2 -	17.259	21.452	120.9	10.431	15.702	116.1	1:04.844	91.07	1.094	09:02:25.955	
3 -	16.929	21.083	124.7	10.393	15.453	117.8	1:03.858	(3)	92.48	0.108	09:03:29.813
4 -	16.826	21.389	122.0	10.273	15.896	116.3	1:04.384		91.72	0.634	09:04:34.197
5 -	16.672	22.420	91.5	11.066	15.615	118.2	1:05.773		89.78	2.023	09:05:39.970
6 -	16.531	20.955	124.9	10.444	15.844	119.3	1:03.774	(2)	92.60	0.024	09:06:43.744
7 -	16.649	21.188	124.9	10.698	15.776	118.2	1:04.311		91.82	0.561	09:07:48.055
8 -	17.045	21.344	123.3	10.605	15.599	116.8	1:04.593		91.42	0.843	09:08:52.648
9 -	16.676	21.286	120.9	10.262	15.526	116.1	1:03.750	(1)	92.63		09:09:56.398
10 -	16.891	21.269	120.6	10.210	15.504	118.9	1:03.874		92.45	0.124	09:11:00.272

P15 11		Rossi DOBSON		Honda - Rossi Dobson							
IDEAL LAP TIME : 1:03.680		BEST LAP TIME : 1:04.030		DIFFERENCE : 0.350							
LAP	SECTOR 1	SECTOR 2	SECTOR 3	SECTOR 4	LAP TIME	MPH	DIFF	TIME OF DAY			
1 -	OUTLAP	23.213	118.7	11.652	16.045	116.1		09:01:11.028			
2 -	17.465	21.465	120.6	11.052	15.637	117.4	1:05.619	89.99	1.589	09:02:16.647	
3 -	17.127	22.073	112.4	11.553	16.883	107.6	1:07.636		87.31	3.606	09:03:24.283
4 -	18.764	25.205	112.2	10.926	15.557	117.8	1:10.452		83.82	6.422	09:04:34.735
5 -	16.950	21.312	119.4	10.654	15.577	116.6	1:04.493	(3)	91.57	0.463	09:05:39.228
6 -	16.883	21.143	120.9	10.429	15.744	117.2	1:04.199	(2)	91.99	0.169	09:06:43.427
7 -	16.809	21.212	123.1	10.772	16.264	117.0	1:05.057		90.77	1.027	09:07:48.484
8 -	18.644	22.341	120.6	10.492	15.920	116.8	1:07.397		87.62	3.367	09:08:55.881
9 -	16.992	21.020	121.5	10.534	15.484	117.6	1:04.030	(1)	92.23		09:09:59.911
10 -	17.004	20.958	123.3	10.907	15.712	116.3	1:04.581		91.44	0.551	09:11:04.492

P16 65		Alexander ROWAN		Honda - Alexander Rowan Racing							
IDEAL LAP TIME : 1:04.123		BEST LAP TIME : 1:04.264		DIFFERENCE : 0.141							
LAP	SECTOR 1	SECTOR 2	SECTOR 3	SECTOR 4	LAP TIME	MPH	DIFF	TIME OF DAY			
1 -	OUTLAP	25.440	113.5	13.159	17.791	104.7		09:02:05.960			
2 -	22.332	25.445	105.5	12.590	16.995	116.6	1:17.362	76.33	13.098	09:03:23.322	
3 -	17.386	21.557	124.5	11.089	16.189	117.6	1:06.221		89.18	1.957	09:04:29.543
4 -	17.197	21.460	123.3	11.096	16.543	115.3	1:06.296		89.08	2.032	09:05:35.839
5 -	17.353	21.377	124.7	10.997	16.490	118.0	1:06.217		89.18	1.953	09:06:42.056
6 -	17.081	21.491	123.3	11.001	16.261	119.7	1:05.834		89.70	1.570	09:07:47.890
7 -	17.002	21.243	123.1	11.026	15.965	119.1	1:05.236	(3)	90.52	0.972	09:08:53.126
8 -	16.876	21.011	124.9	10.543	15.834	119.1	1:04.264	(1)	91.89		09:09:57.390
9 -	16.735	21.575	123.8	10.821	15.917	119.7	1:05.048	(2)	90.78	0.784	09:11:02.438

Weather / Track : Sunny / Dry

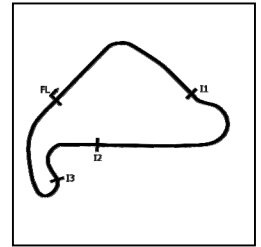
Silverstone National
Circuit Length = 1.6404 miles
Start: 09:00 Flag 09:10 End: 09:11

MCRCB BULLETIN TK233

2020 Bennetts British Superbike Championship - Round 3

2020 Honda British Talent Cup

WARM UP - SECTOR ANALYSIS



SECTOR 1 = FL to I1, SECTOR 2 = I1 to I2, SECTOR 3 = I2 to I3, SECTOR 4 = I3 to FL, DIFF = Difference To Personal Best Lap, P = Crossed Finish Line in Pit Lane, D = Time Disallowed

P17 69 Gary SCOTT		Honda - Scott Racing						
IDEAL LAP TIME : 1:04.186		BEST LAP TIME : 1:04.265		DIFFERENCE : 0.079				
LAP	SECTOR 1	SECTOR 2	SECTOR 3	SECTOR 4	LAP TIME	MPH	DIFF	TIME OF DAY
1 -	OUTLAP	25.408	114.1	10.976	16.756	104.7		09:01:31.247
2 -	18.386	21.871	119.1	10.607	16.176	113.1	1:07.040	88.09 2.775 09:02:38.287
3 -	17.455	21.820	118.5	10.792	16.232	113.3	1:06.299	89.07 2.034 09:03:44.586
4 -	17.212	21.500	117.9	10.298	16.029	113.7	1:05.039	90.80 0.774 09:04:49.625
5 -	17.280	21.444	118.7	10.309	16.102	113.3	1:05.135	90.66 0.870 09:05:54.760
6 -	17.184	21.326	118.5	10.520	16.097	112.0	1:05.127	90.67 0.862 09:06:59.887
7 -	17.172	21.306	118.1	10.350	15.838	113.5	1:04.666 (3)	91.32 0.401 09:08:04.553
8 -	17.199	21.547	118.9	10.261	15.653	115.3	1:04.660 (2)	91.33 0.395 09:09:09.213
9 -	17.067	21.321	118.5	10.160	15.717	113.3	1:04.265 (1)	91.89 09:10:13.478

P18 14 Evann PENDRILL		Honda - VHC Racing						
IDEAL LAP TIME : 1:04.221		BEST LAP TIME : 1:04.579		DIFFERENCE : 0.358				
LAP	SECTOR 1	SECTOR 2	SECTOR 3	SECTOR 4	LAP TIME	MPH	DIFF	TIME OF DAY
1 -	OUTLAP	22.663	115.1	10.963	16.332	111.2		09:03:34.736
2 -	17.299	22.011	114.7	10.598	16.183	111.8	1:06.091	89.35 1.512 09:04:40.827
3 -	17.314	21.384	117.1	10.323	15.745	112.8	1:04.766	91.18 0.187 09:05:45.593
4 -	16.914	21.537	118.1	10.258	15.883	113.1	1:04.592 (2)	91.43 0.013 09:06:50.185
5 -	16.985	21.388	116.3	10.234	16.081	111.6	1:04.688	91.29 0.109 09:07:54.873
6 -	17.123	21.519	114.7	10.178	15.759	112.2	1:04.579 (1)	91.44 09:08:59.452
7 -	17.169	21.412	115.3	10.204	15.845	112.0	1:04.630 (3)	91.37 0.051 09:10:04.082

P19 44 Lucas HILL		Honda - Ashcourt Racing						
IDEAL LAP TIME : 1:04.172		BEST LAP TIME : 1:04.632		DIFFERENCE : 0.460				
LAP	SECTOR 1	SECTOR 2	SECTOR 3	SECTOR 4	LAP TIME	MPH	DIFF	TIME OF DAY
1 -	OUTLAP	24.495	115.7	12.101	16.851	104.0		09:01:22.540
2 -	19.206	23.876	112.2	11.566	IN PIT		1:18.514 P	75.21 13.882 09:02:41.054
3 -	OUTLAP	22.483	122.9	10.502	15.815	113.7	2:00.900	48.84 56.268 09:04:41.954
4 -	17.158	21.120	122.2	10.754	15.887	115.3	1:04.919 (3)	90.96 0.287 09:05:46.873
5 -	17.031	21.464	122.4	10.365	15.772	112.4	1:04.632 (1)	91.37 09:06:51.505
6 -	17.214	21.667	122.2	10.287	16.093	112.8	1:05.261	90.49 0.629 09:07:56.766
7 -	17.327	21.519	120.4	10.623	15.734	113.3	1:05.203	90.57 0.571 09:09:01.969
8 -	17.155	21.395	120.2	10.561	15.747	113.3	1:04.858 (2)	91.05 0.226 09:10:06.827

P20 2 Rhys COATES		Honda - Ernie Coates Race Support						
IDEAL LAP TIME : 1:04.640		BEST LAP TIME : 1:04.640		DIFFERENCE : 0.000				
LAP	SECTOR 1	SECTOR 2	SECTOR 3	SECTOR 4	LAP TIME	MPH	DIFF	TIME OF DAY
1 -	OUTLAP	23.469	120.0	10.998	16.276	115.9		09:01:10.103
2 -	17.680	22.137	120.2	10.495	15.939	116.3	1:06.251	89.14 1.611 09:02:16.354
3 -	17.285	22.129	120.6	11.072	16.178	116.3	1:06.664	88.58 2.024 09:03:23.018
4 -	16.961	21.654	120.2	10.569	15.863	115.5	1:05.047	90.79 0.407 09:04:28.065
5 -	17.025	21.775	118.5	10.786	15.819	115.1	1:05.405	90.29 0.765 09:05:33.470
6 -	17.112	22.568	117.1	10.816	16.127	114.9	1:06.623	88.64 1.983 09:06:40.093
7 -	17.002	21.517	118.5	10.670	15.766	115.3	1:04.955 (2)	90.91 0.315 09:07:45.048
8 -	16.930	21.503	118.3	10.442	15.765	114.5	1:04.640 (1)	91.36 09:08:49.688
9 -	17.171	21.523	118.1	10.447	15.830	114.7	1:04.971	90.89 0.331 09:09:54.659
10 -	16.991	21.617	117.5	10.567	15.781	114.1	1:04.956 (3)	90.91 0.316 09:10:59.615

Weather / Track : Sunny / Dry

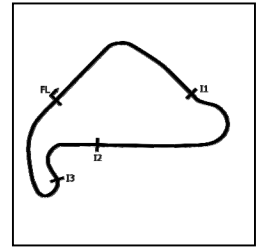
Silverstone National
Circuit Length = 1.6404 miles
Start: 09:00 Flag 09:10 End: 09:11

MCRCB BULLETIN TK233

2020 Bennetts British Superbike Championship - Round 3

2020 Honda British Talent Cup

WARM UP - SECTOR ANALYSIS



SECTOR 1 = FL to I1, SECTOR 2 = I1 to I2 SECTOR 3 = I2 to I3, SECTOR 4 = I3 to FL, DIFF = Difference To Personal Best Lap, P = Crossed Finish Line in Pit Lane, D = Time Disallowed

P21 90		Harry COOK		Honda - JDF Racing							
IDEAL LAP TIME : 1:04.654		BEST LAP TIME : 1:04.934		DIFFERENCE : 0.280							
LAP	SECTOR 1	SECTOR 2		SECTOR 3		SECTOR 4		LAP TIME	MPH	DIFF	TIME OF DAY
1 -	OUTLAP	23.528	120.6	11.671	16.251	113.7					09:01:12.914
2 -	17.576	22.132	121.3	10.883	15.826	114.9	1:06.417	88.91	1.483		09:02:19.331
3 -	17.545	21.905	121.5	10.958	15.775	116.8	1:06.183	89.23	1.249		09:03:25.514
4 -	17.233	21.645	122.0	10.944	15.615	115.3	1:05.437 (3)	90.24	0.503		09:04:30.951
5 -	17.193	21.557	120.9	10.897	15.553	116.1	1:05.200 (2)	90.57	0.266		09:05:36.151
6 -	17.250	21.824	122.4	10.785	15.988	113.3	1:05.847	89.68	0.913		09:06:41.998
7 -	17.452	21.484	120.9	10.887	15.919	113.5	1:05.742	89.83	0.808		09:07:47.740
8 -	17.541	21.894	121.3	10.776	15.646	114.3	1:05.857	89.67	0.923		09:08:53.597
9 -	17.528	21.334	122.2	11.041	15.733	116.6	1:05.636	89.97	0.702		09:09:59.233
10 -	17.067	21.452	120.2	10.700	15.715	113.9	1:04.934 (1)	90.94			09:11:04.167

P22 46		Elliott DUFTON		Honda - D&D Racing							
IDEAL LAP TIME : 1:04.736		BEST LAP TIME : 1:05.115		DIFFERENCE : 0.379							
LAP	SECTOR 1	SECTOR 2		SECTOR 3		SECTOR 4		LAP TIME	MPH	DIFF	TIME OF DAY
1 -	OUTLAP	23.515	118.7	11.743	16.467	109.7					09:01:22.441
2 -	17.675	22.046	118.3	11.155	16.158	113.9	1:07.034	88.09	1.919		09:02:29.475
3 -	17.468	21.680	118.9	11.202	15.961	113.3	1:06.311 (3)	89.06	1.196		09:03:35.786
4 -	17.119	21.594	119.4	10.802	15.962	116.3	1:05.477 (2)	90.19	0.362		09:04:41.263
5 -	17.214	21.611	120.9	10.617	15.673	116.3	1:05.115 (1)	90.69			09:05:46.378
6 -	16.852	22.497	107.0	11.597	16.488	113.1	1:07.434	87.57			09:06:53.812
7 -	17.831	23.318	108.0	12.949	19.813	113.1	1:13.911	79.90	8.796		09:08:07.723
8 -	17.318	21.723	117.7	10.934			1:17.755 P	75.95	12.640		09:09:25.478

P23 27		Calum BEACH		Honda - Calum Beach Racing / SP125 Racing							
IDEAL LAP TIME : 1:04.675		BEST LAP TIME : 1:05.169		DIFFERENCE : 0.494							
LAP	SECTOR 1	SECTOR 2		SECTOR 3		SECTOR 4		LAP TIME	MPH	DIFF	TIME OF DAY
1 -	OUTLAP	23.431	120.6	11.827	16.167	113.9					09:01:12.538
2 -	17.564	22.064	120.6	11.047	15.967	113.9	1:06.642	88.61	1.473		09:02:19.180
3 -	17.228	22.060	123.1	10.941	15.828	116.3	1:06.057	89.40	0.888		09:03:25.237
4 -	17.118	21.542	121.3	10.865	15.718	114.7	1:05.243 (2)	90.51	0.074		09:04:30.480
5 -	16.936	21.368	121.7	10.822	16.749	113.1	1:05.875	89.64	0.706		09:05:36.355
6 -	17.048	21.470	122.9	10.878	16.617	115.9	1:06.013	89.46	0.844		09:06:42.368
7 -	17.212	21.587	123.5	10.816	16.090	114.3	1:05.705	89.88	0.536		09:07:48.073
8 -	17.150	21.594	121.7	10.781	16.087	114.7	1:05.612 (3)	90.00	0.443		09:08:53.685
9 -	17.258	21.419	120.9	10.653	15.839	115.7	1:05.169 (1)	90.62			09:09:58.854
10 -	16.979	21.636	119.4	10.744	16.449	115.7	1:05.808	89.74	0.639		09:11:04.662

P24 5		Mason Cade JOHNSON		Honda - Johnson Racing							
IDEAL LAP TIME : 1:04.564		BEST LAP TIME : 1:05.211		DIFFERENCE : 0.647							
LAP	SECTOR 1	SECTOR 2		SECTOR 3		SECTOR 4		LAP TIME	MPH	DIFF	TIME OF DAY
1 -	OUTLAP	24.205	117.9	12.099	16.167	113.3					09:01:13.404
2 -	17.442	21.920	116.7	11.009	15.665	114.7	1:06.036	89.43	0.825		09:02:19.440
3 -	17.170	21.746	118.3	10.608	15.749	113.9	1:05.273 (2)	90.47	0.062		09:03:24.713
4 -	17.232	21.402	118.3	10.645	15.932	113.3	1:05.211 (1)	90.56			09:04:29.924
5 -	17.150	21.614	118.3	11.105	15.954	112.9	1:05.823 (3)	89.72	0.612		09:05:35.747

Weather / Track : Sunny / Dry

Silverstone National
Circuit Length = 1.6404 miles
Start: 09:00 Flag 09:10 End: 09:11

MCRCB BULLETIN TK234

2020 Bennetts British Superbike Championship - Round 3

2020 Honda British Talent Cup

WARM UP - BEST SECTORS

SECTOR 1				SECTOR 2				SECTOR 3				SECTOR 4				IDEAL / BEST COMPARISON		
POS	NO	NAME	TIME	NO	NAME	TIME	NO	NAME	TIME	NO	NAME	TIME	NO	NAME	IDEAL	BEST	DIFF	
1	17	BOURNE	16.403	72	O'GORMA	20.276	16	CLARIDG	9.798	72	O'GORMA	15.114	1	72	O'GORMAN	1:01.591	1:02.198	0.480
2	8	O'SHEA	16.443	52	BELFORD	20.576	72	O'GORMA	9.874	48	WALKER	15.147	2	16	CLARIDGE	1:02.286	1:02.438	0.152
3	72	O'GORMA	16.454	8	O'SHEA	20.583	17	BOURNE	9.953	71	FARRER	15.201	3	8	O'SHEA	1:02.355	1:02.412	0.057
4	16	CLARIDG	16.488	71	FARRER	20.597	71	FARRER	9.973	52	BELFORD	15.249	4	52	BELFORD	1:02.368	1:02.574	0.206
5	52	BELFORD	16.495	48	WALKER	20.612	8	O'SHEA	10.020	8	O'SHEA	15.309	5	71	FARRER	1:02.408	1:02.871	0.463
6	15	CROSBY	16.531	43	HITCHCO	20.668	52	BELFORD	10.048	17	BOURNE	15.313	6	17	BOURNE	1:02.492	1:02.714	0.222
7	66	THOMAS	16.548	16	CLARIDG	20.675	7	LYONS	10.051	43	HITCHCO	15.315	7	48	WALKER	1:02.511	1:02.618	0.107
8	43	HITCHCO	16.562	66	THOMAS	20.754	43	HITCHCO	10.141	16	CLARIDG	15.325	8	43	HITCHCOCK	1:02.686	1:02.826	0.140
9	48	WALKER	16.575	17	BOURNE	20.823	66	THOMAS	10.159	7	LYONS	15.400	9	7	LYONS	1:02.920	1:03.201	0.281
10	75	GARNESS	16.585	7	LYONS	20.844	69	SCOTT	10.160	74	COOK	15.412	10	66	THOMAS	1:02.944	1:03.209	0.265
11	7	LYONS	16.625	75	GARNESS	20.857	48	WALKER	10.177	15	CROSBY	15.453	11	15	CROSBY	1:03.149	1:03.750	0.601
12	71	FARRER	16.637	15	CROSBY	20.955	14	PENDRIL	10.178	75	GARNESS	15.474	12	75	GARNESS	1:03.217	1:03.529	0.312
13	37	TINKER	16.697	11	DOBSON	20.958	37	TINKER	10.206	37	TINKER	15.478	13	74	COOK	1:03.329	1:03.488	0.159
14	74	COOK	16.707	74	COOK	20.960	15	CROSBY	10.210	66	THOMAS	15.483	14	37	TINKER	1:03.460	1:03.551	0.091
15	65	ROWAN	16.735	65	ROWAN	21.011	74	COOK	10.250	11	DOBSON	15.484	15	11	DOBSON	1:03.680	1:04.030	0.350
16	11	DOBSON	16.809	37	TINKER	21.079	44	HILL	10.287	90	COOK	15.553	16	65	ROWAN	1:04.123	1:04.264	0.141
17	46	DUFTON	16.852	44	HILL	21.120	75	GARNESS	10.301	69	SCOTT	15.653	17	44	HILL	1:04.172	1:04.632	0.460
18	5	JOHNSON	16.889	69	SCOTT	21.306	11	DOBSON	10.429	5	JOHNSON	15.665	18	69	SCOTT	1:04.186	1:04.265	0.079
19	14	PENDRIL	16.914	90	COOK	21.334	2	COATES	10.442	46	DUFTON	15.673	19	14	PENDRILL	1:04.221	1:04.579	0.358
20	2	COATES	16.930	27	BEACH	21.368	65	ROWAN	10.543	27	BEACH	15.718	20	5	JOHNSON	1:04.564	1:05.211	0.647
21	27	BEACH	16.936	14	PENDRIL	21.384	5	JOHNSON	10.608	44	HILL	15.734	21	2	COATES	1:04.640	1:04.640	0.000
22	44	HILL	17.031	5	JOHNSON	21.402	46	DUFTON	10.617	14	PENDRIL	15.745	22	90	COOK	1:04.654	1:04.934	0.280
23	69	SCOTT	17.067	2	COATES	21.503	27	BEACH	10.653	2	COATES	15.765	23	27	BEACH	1:04.675	1:05.169	0.494
24	90	COOK	17.067	46	DUFTON	21.594	90	COOK	10.700	65	ROWAN	15.834	24	46	DUFTON	1:04.736	1:05.115	0.379

Weather / Track : Sunny / Dry

Results can be found at www.tsl-timing.com

Silverstone National

Circuit Length = 1.6404 miles

Start: 09:00 Flag 09:10 End: 09:11

Printed - 09:13 Sunday, 06 September 2020

MCRCB BULLETIN TK235

2020 Bennetts British Superbike Championship - Round 3

2020 Honda British Talent Cup

WARM UP - BEST SPEEDS

POS	INTERMEDIATE 1		INTERMEDIATE 2		INTERMEDIATE 3		FINISH LINE		MPH
	NO	NAME	MPH	NO	NAME	MPH	NO	NAME	
1			72	O'GORMAN	128.0		48	WALKER	122.0
2			75	GARNESS	127.3		75	GARNESS	121.5
3			52	BELFORD	125.9		71	FARRER	121.3
4			8	O'SHEA	125.4		72	O'GORMAN	120.8
5			71	FARRER	125.2		65	ROWAN	119.7
6			43	HITCHCOCK	124.9		52	BELFORD	119.3
7			15	CROSBY	124.9		15	CROSBY	119.3
8			65	ROWAN	124.9		43	HITCHCOCK	118.9
9			48	WALKER	124.5		8	O'SHEA	118.7
10			17	BOURNE	124.2		7	LYONS	118.4
11			16	CLARIDGE	123.8		74	COOK	117.8
12			74	COOK	123.8		11	DOBSON	117.8
13			66	THOMAS	123.5		17	BOURNE	117.4
14			27	BEACH	123.5		66	THOMAS	117.4
15			11	DOBSON	123.3		16	CLARIDGE	117.0
16			7	LYONS	122.9		37	TINKER	116.8
17			44	HILL	122.9		90	COOK	116.8
18			90	COOK	122.4		2	COATES	116.3
19			46	DUFTON	120.9		46	DUFTON	116.3
20			2	COATES	120.6		27	BEACH	116.3
21			37	TINKER	120.2		69	SCOTT	115.3
22			69	SCOTT	119.1		44	HILL	115.3
23			5	JOHNSON	118.5		5	JOHNSON	114.7
24			14	PENDRILL	118.1		14	PENDRILL	113.1

Weather / Track : Sunny / Dry

Results can be found at www.tsl-timing.com

Silverstone National
Circuit Length = 1.6404 miles
Start: 09:00 Flag 09:10 End: 09:11

Printed - 09:13 Sunday, 06 September 2020

MCRCB BULLETIN TK236

2020 Bennetts British Superbike Championship - Round 3

2020 Honda British Talent Cup

WARM UP - STATISTICS

Competitors Started 24
Planned Start 2020-09-06 @ 09:00:00.000
Actual Start 2020-09-06 @ 09:00:02.770
Finish Time 2020-09-06 @ 09:10:02.770
Track Length 1.6404mi.
Total Laps 221
Total Distance Covered 362.5424mi.

Session Fastest Lap History

NO	NAME	LAP TIME	TIME OF DAY	LAP	VEHICLE
16	Harvey CLARIDGE	1:03.504	09:02:10.822	2	Honda
16	Harvey CLARIDGE	1:03.274	09:03:14.096	3	Honda
72	Casey O'GORMAN	1:02.962	09:03:37.838	3	Honda
43	Ryan HITCHCOCK	1:02.826	09:04:18.812	4	Honda
8	Eddie O'SHEA	1:02.564	09:04:58.067	4	Honda
8	Eddie O'SHEA	1:02.457	09:06:00.524	5	Honda
72	Casey O'GORMAN	1:02.198	09:07:50.417	7	Honda

Flag History

TYPE	TIME OF DAY
GREEN	09:00:02.770
FINISH	09:10:02.770

Flag Statistics

TYPE	COUNT	TOTAL LAPS	TOTAL TIME
Green	1	10	11:22.335
Red	0	0	0.000
Safety Car	0	0	0.000
FCY	0	0	0.000

Weather / Track : Sunny / Dry

Results can be found at www.tsl-timing.com

Silverstone National
Circuit Length = 1.6404 miles
Start: 09:00 Flag 09:10 End: 09:11

Printed - 09:14 Sunday, 06 September 2020

MCRCB BULLETIN TK237

2020 Bennetts British Superbike Championship - Round 3

2020 Honda British Talent Cup

WARM UP - SESSION NOTES

TIME

MESSAGE

09:06:52

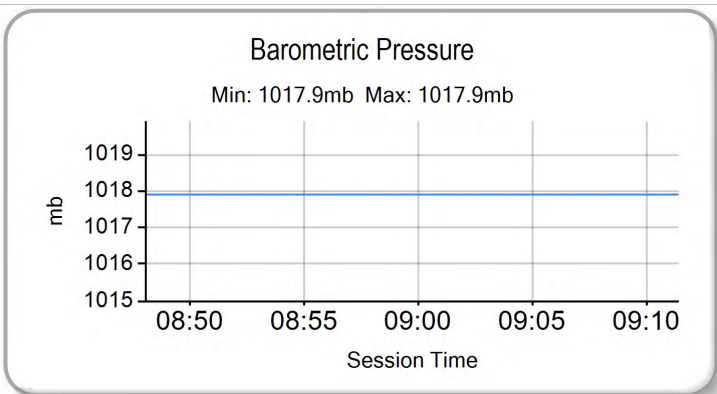
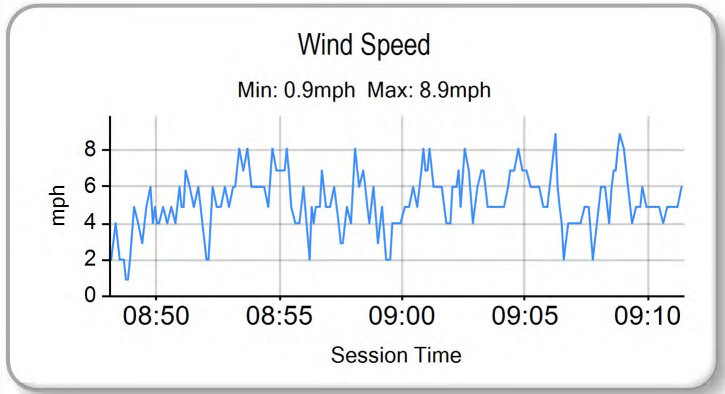
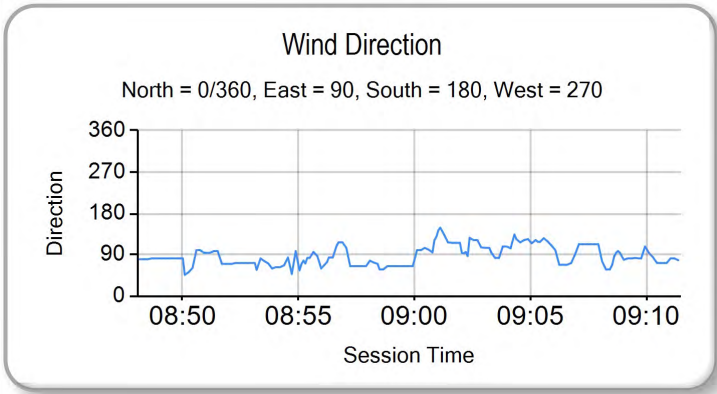
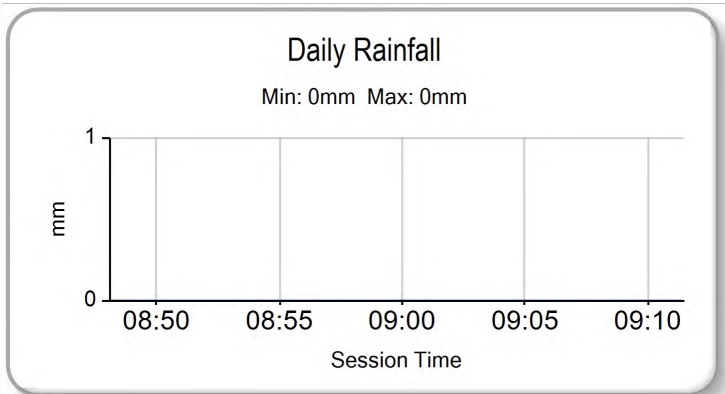
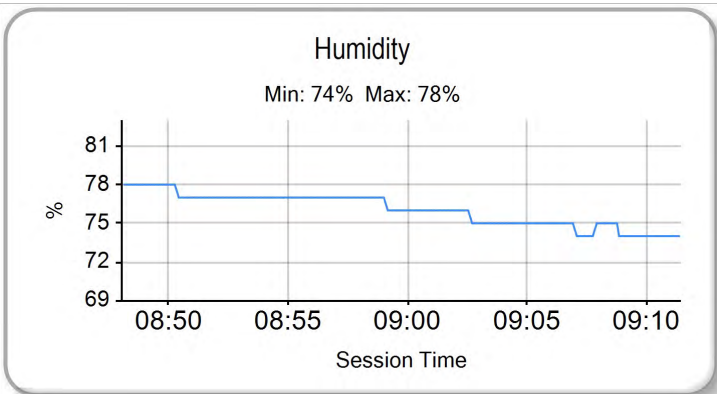
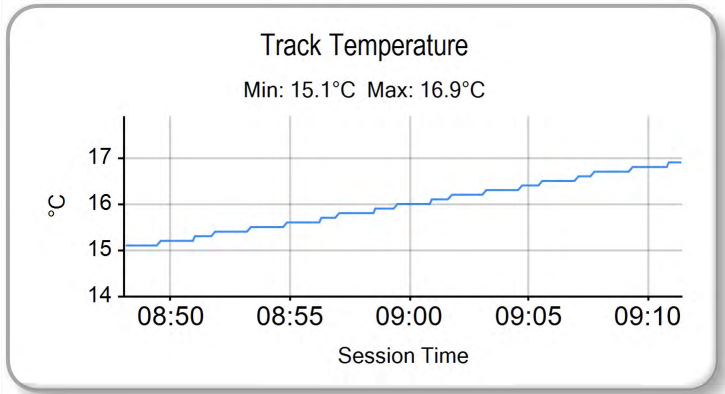
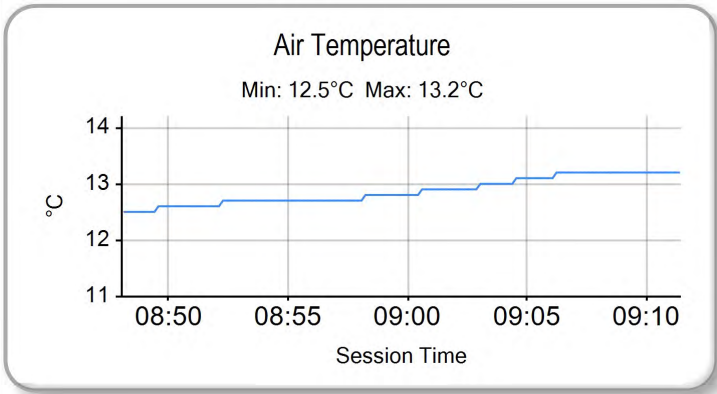
NO. 5 - FALLER AT T6 - RIDER OK

MCRCB BULLETIN TK238

2020 Bennetts British Superbike Championship - Round 3

2020 Honda British Talent Cup

WARM UP - WEATHER CONDITIONS



Weather / Track : Sunny / Dry

Results can be found at www.tsl-timing.com

Silverstone National
Circuit Length = 1.6404 miles
Start: 09:00 Flag 09:10 End: 09:11

Printed - 09:14 Sunday, 06 September 2020



ROW 8	24	1:05.189	90	Harry COOK	23	1:04.748	27	Calum BEACH	22	1:03.998	5	Mason Cade JOHNSON				
ROW 7					21	1:03.865	2	Rhys COATES	20	1:03.791	14	Evann PENDRILL	19	1:03.748	69	Gary SCOTT
ROW 6					18	1:03.479	66	Annabel THOMAS	17	1:03.369	11	Rossi DOBSON	16	1:02.873	44	Lucas HILL
ROW 5					15	1:02.762	7	Jamie LYONS	14	1:02.675	43	Ryan HITCHCOCK	13	1:02.631	46	Elliott DUFTON
ROW 4					12	1:02.627	65	Alexander ROWAN	11	1:02.476	48	Ollie WALKER	10	1:02.448	37	Corey TINKER
ROW 3					9	1:02.444	15	Harrison CROSBY	8	1:02.433	75	Jonathan GARNES	7	1:02.428	74	James COOK
ROW 2					6	1:02.357	52	Evan BELFORD	5	1:01.940	17	Franco BOURNE	4	1:01.824	8	Eddie O'SHEA
ROW 1					3	1:01.711	72	Casey O'GORMAN	2	1:01.695	71	Charlie FARRER	1	1:01.473	16	Harvey CLARIDGE
																Pole

Silverstone National
Circuit Length = 1.6404 miles

Race Director :	Stewards :	Timekeeper :
-----------------	------------	--------------

Results can be found at www.britishsuperbike.com

Printed - 09:10 Sunday, 06 September 2020



POS	NO	NAME	NAT	ENTRY	LAPS	TIME	GAP	DIFF	MPH	BEST	ON
1	72	Casey O'GORMAN	GBR	Honda - Microlise Cresswell Racing	19	19:40.513			95.04	1:01.532	16
2	8	Eddie O'SHEA	GBR	Honda - WAM	19	19:40.730	0.217	0.217	95.03	1:01.624	13
3	71	Charlie FARRER	GBR	Honda - Victoria House Racing Academy / Mortimer	19	19:45.124	4.611	4.394	94.68	1:01.768	15
4	52	Evan BELFORD	GBR	Honda - City Lifting by RS Racing	19	19:45.146	4.633	0.022	94.67	1:01.833	11
5	17	Franco BOURNE	GBR	Honda - Franco Bourne Racing / SP125 Racing	19	19:45.287	4.774	0.141	94.66	1:01.872	11
6	74	James COOK	GBR	Honda - Wilson Racing	19	19:46.523	6.010	1.236	94.56	1:01.724	9
7	43	Ryan HITCHCOCK	GBR	Honda - Wilson Racing	18	18:57.746	1 Lap	1 Lap	93.43	1:02.469	7
8	15	Harrison CROSBY	GBR	Honda - Banks Racing	18	18:57.889	1 Lap	0.143	93.42	1:02.544	13
9	48	Ollie WALKER	GBR	Honda - Moto Rapido / SP125 Racing	18	18:58.025	1 Lap	0.136	93.40	1:02.213	16
10	37	Corey TINKER	GBR	Honda - Stauff Fluid Power Academy	18	18:58.159	1 Lap	0.134	93.39	1:02.322	5
11	75	Jonathan GARNESS	GBR	Honda - Microlise Cresswell Racing	18	18:58.217	1 Lap	0.058	93.39	1:02.108	11
12	65	Alexander ROWAN	GBR	Honda - Alexander Rowan Racing	18	19:06.742	1 Lap	8.525	92.69	1:02.671	16
13	7	Jamie LYONS	GBR	Honda - Jamie Lyons Racing	18	19:07.620	1 Lap	0.878	92.62	1:03.000	7
14	44	Lucas HILL	GBR	Honda - Ashcourt Racing	18	19:07.792	1 Lap	0.172	92.61	1:02.910	4
15	66	Annabel THOMAS	GBR	Honda - Microlise Cresswell Racing	18	19:07.840	1 Lap	0.048	92.61	1:02.953	6
16	16	Harvey CLARIDGE	GBR	Honda - City Lifting / SP125 Racing	18	19:08.619	1 Lap	0.779	92.54	1:01.466	8
17	11	Rossi DOBSON	GBR	Honda - Rossi Dobson	18	19:09.670	1 Lap	1.051	92.46	1:03.228	6
18	90	Harry COOK	GBR	Honda - JDF Racing	18	19:35.030	1 Lap	25.360	90.46	1:04.136	6
19	27	Calum BEACH	GBR	Honda - Calum Beach Racing / SP125 Racing	18	19:49.698	1 Lap	14.668	89.35	1:05.424	18
20	5	Mason Cade JOHNSON	GBR	Honda - Johnson Racing	18	19:51.558	1 Lap	1.860	89.21	1:05.441	6

NOT CLASSIFIED

DNF	14	Evann PENDRILL	GBR	Honda - VHC Racing	18	19:08.021	1 Lap		92.59	1:03.000	17
DNF	2	Rhys COATES	GBR	Honda - Ernie Coates Race Support	18	19:08.229	1 Lap	0.208	92.57	1:02.929	8
DNF	69	Gary SCOTT	GBR	Honda - Scott Racing	13	14:12.927	6 Laps	5 Laps	90.01	1:03.438	4
DNF	46	Elliott DUFTON	GBR	Honda - D&D Racing	8	8:27.829	11 Laps	5 Laps	93.03	1:02.516	4

FASTEST LAP

16	Harvey CLARIDGE	GBR	Honda - City Lifting / SP125 Racing	8	1:01.466	96.08 mph	154.62 kph
----	-----------------	-----	-------------------------------------	---	----------	-----------	------------

#16 - Ride Through Equivalent Time Penalty - 25 Secs

Weather / Track : Cloudy / Dry

These results are provisional until the conclusion of any judicial and technical matters.

Silverstone National

Circuit Length = 1.6404 miles

Start: 13:08 Flag 13:27 End: 13:31

Race Director :	Stewards :	Timekeeper :
-----------------	------------	--------------

Results can be found at www.britishsuperbike.com

Printed - 13:45 Sunday, 06 September 2020

MCRCB BULLETIN TK306**2020 Bennetts British Superbike Championship - Round 3****2020 Honda British Talent Cup****RACE 9 - LAP CHART****LAP 1 @ 13:09:22.676**

NO	BEHIND	LAP TIME
72		1:04.704
16	0.093	1:04.797
8	0.470	1:05.174
71	0.623	1:05.327
52	1.035	1:05.739
17	1.202	1:05.906
37	1.422	1:06.126
74	1.532	1:06.236
46	1.988	1:06.692
75	2.031	1:06.735
15	2.189	1:06.893
43	2.305	1:07.009
44	2.930	1:07.634
7	3.026	1:07.730
48	3.313	1:08.017
11	3.314	1:08.018
2	3.667	1:08.371
69	3.990	1:08.694
14	4.092	1:08.796
65	4.790	1:09.494
66	5.058	1:09.762
27	5.175	1:09.879
90	5.273	1:09.977
5	6.178	1:10.882

LAP 2 @ 13:10:24.931

NO	BEHIND	LAP TIME
72		1:02.255
16	0.068	1:02.230
8	0.355	1:02.140
71	0.832	1:02.464
52	0.982	1:02.202
17	1.143	1:02.196
37	1.755	1:02.588
74	1.763	1:02.486
46	2.799	1:03.066
75	2.883	1:03.107
15	3.197	1:03.263
43	3.249	1:03.199
48	3.594	1:02.536
7	4.038	1:03.267
44	4.352	1:03.677
2	4.865	1:03.453
14	5.213	1:03.376
11	6.343	1:05.284
66	6.415	1:03.612
69	7.212	1:05.477
65	7.256	1:04.721
90	7.799	1:04.781
27	8.349	1:05.429
5	9.540	1:05.617

LAP 3 @ 13:11:27.153

NO	BEHIND	LAP TIME
16		1:02.154
72	0.087	1:02.309
8	0.090	1:01.957
71	0.434	1:01.824
52	0.680	1:01.920
17	1.091	1:02.170
74	1.488	1:01.947

Weather / Track : Cloudy / Dry

37	1.972	1:02.439
75	3.998	1:03.337
15	4.141	1:03.166
46	4.292	1:03.715
43	4.346	1:03.319
48	4.413	1:03.041
7	5.006	1:03.190
44	5.150	1:03.020
2	6.007	1:03.364
14	6.307	1:03.316
66	7.921	1:03.728
11	8.179	1:04.058
65	9.244	1:04.210
69	9.650	1:04.660
90	9.811	1:04.234
27	11.575	1:05.448
5	13.186	1:05.868

LAP 4 @ 13:12:30.026

NO	BEHIND	LAP TIME
8		1:02.783
72	0.084	1:02.870
16	0.088	1:02.961
71	0.239	1:02.678
52	0.338	1:02.531
17	0.494	1:02.276
74	0.671	1:02.056
37	1.456	1:02.357
75	3.823	1:02.698
15	3.882	1:02.614
46	3.935	1:02.516
48	4.102	1:02.562
43	4.236	1:02.763
44	5.187	1:02.910
7	5.361	1:03.228
2	6.192	1:03.058
14	6.919	1:03.485
66	8.385	1:03.337
11	8.635	1:03.329
69	10.215	1:03.438
65	10.507	1:04.136
90	11.104	1:04.166
27	14.857	1:06.155
5	16.060	1:05.747

LAP 5 @ 13:13:31.870

NO	BEHIND	LAP TIME
72		1:01.760
16	0.101	1:01.857
8	0.407	1:02.251
71	0.720	1:02.325
52	0.791	1:02.297
74	0.954	1:02.127
17	1.071	1:02.421
37	1.934	1:02.322
75	5.094	1:03.115
15	5.175	1:03.137
46	5.292	1:03.201
43	5.346	1:02.954
48	5.430	1:03.172
7	6.761	1:03.244
44	6.971	1:03.628
2	7.616	1:03.268
14	8.738	1:03.663

LAP 6 @ 13:14:33.678

NO	BEHIND	LAP TIME
72		1:01.808
16	0.095	1:01.802
8	0.649	1:02.050
71	0.770	1:01.858
52	0.944	1:01.961
74	1.107	1:01.961
17	1.202	1:01.939
37	2.929	1:02.803
43	6.384	1:02.846
46	6.685	1:03.201
15	6.688	1:03.321
75	6.761	1:03.475
48	6.825	1:03.203
44	8.294	1:03.131
7	8.517	1:03.564
2	9.013	1:03.205
14	10.502	1:03.572
66	10.792	1:02.953
11	11.690	1:03.228
65	14.377	1:03.533
69	15.012	1:03.695
90	15.846	1:04.136
27	22.989	1:05.831
5	23.307	1:05.441

LAP 7 @ 13:15:35.414

NO	BEHIND	LAP TIME
72		1:01.736
16	0.142	1:01.783
8	0.700	1:01.787
71	1.152	1:02.118
52	1.308	1:02.100
74	1.417	1:02.046
17	1.519	1:02.053
37	4.501	1:03.308
43	7.117	1:02.469
75	7.473	1:02.448
46	7.606	1:02.657
15	7.668	1:02.716
48	7.869	1:02.780
7	9.781	1:03.000
44	9.872	1:03.314
2	10.570	1:03.293
66	12.516	1:03.460
14	12.957	1:04.191
11	13.595	1:03.641
65	16.174	1:03.533
69	16.922	1:03.646
90	18.908	1:04.798
27	27.138	1:05.885
5	27.337	1:05.766

LAP 8 @ 13:16:36.972

NO	BEHIND	LAP TIME
72		1:01.558
16	0.050	1:01.466
8	1.135	1:01.993
71	1.897	1:02.303
52	1.926	1:02.176
17	2.112	1:02.151
74	2.213	1:02.354
37	6.317	1:03.374
43	8.339	1:02.780
15	8.694	1:02.584
46	8.829	1:02.781
75	8.874	1:02.959
48	9.005	1:02.694
7	11.481	1:03.258
44	11.703	1:03.389
2	11.941	1:02.929
66	14.549	1:03.591
14	14.768	1:03.369
11	15.389	1:03.352
65	17.837	1:03.221
69	19.477	1:04.113
90	22.514	1:05.164
27	31.476	1:05.896
5	31.744	1:05.965

LAP 9 @ 13:17:38.532

NO	BEHIND	LAP TIME
72		1:01.560
16	0.089	1:01.599
8	1.585	1:02.010
71	2.240	1:01.903
74	2.377	1:01.724
52	2.435	1:02.069
17	2.628	1:02.076
37	7.945	1:03.188
43	9.514	1:02.735
15	9.751	1:02.617
75	10.660	1:03.346
48	12.560	1:05.115
44	13.638	1:03.495
7	13.897	1:03.976
2	14.082	1:03.701
66	16.596	1:03.607
14	16.801	1:03.593
11	17.543	1:03.714
65	19.472	1:03.195
69	25.710	1:07.793
90	25.753	1:04.799
27	36.294	1:06.378
5	36.415	1:06.231

LAP 10 @ 13:18:40.514

NO	BEHIND	LAP TIME
16		1:01.893
72	0.122	1:02.104
8	1.641	1:02.038
71	2.240	1:01.982
52	2.508	1:02.055
17	2.632	1:01.986
74	2.749	1:02.354
37	9.307	1:03.344

LAP 8 @ 13:16:36.972

NO	BEHIND	LAP TIME
72		1:01.558
16	0.050	1:01.466
8	1.135	1:01.993
71	1.897	1:02.303
52	1.926	1:02.176
17	2.112	1:02.151
74	2.213	1:02.354
37	6.317	1:03.374
43	8.339	1:02.780
15	8.694	1:02.584
46	8.829	1:02.781
75	8.874	1:02.959
48	9.005	1:02.694
7	11.481	1:03.258
44	11.703	1:03.389
2	11.941	1:02.929
66	14.549	1:03.591
14	14.768	1:03.369
11	15.389	1:03.352
65	17.837	1:03.221
69	19.477	1:04.113
90	22.514	1:05.164
27	31.476	1:05.896
5	31.744	1:05.965

LAP 9 @ 13:17:38.532

NO	BEHIND	LAP TIME
72		1:01.560
16	0.089	1:01.599
8	1.585	1:02.010
71	2.240	1:01.903
74	2.377	1:01.724
52	2.435	1:02.069
17	2.628	1:02.076
37	7.945	1:03.188
43	9.514	1:02.735
15	9.751	1:02.617
75	10.660	1:03.346
48	12.560	1:05.115
44	13.638	1:03.495
7	13.897	1:03.976
2	14.082	1:03.701
66	16.596	1:03.607
14	16.801	1:03.593
11	17.543	1:03.714
65	19.472	1:03.195
69	25.710	1:07.793
90	25.753	1:04.799
27	36.294	1:06.378
5	36.415	1:06.231

LAP 10 @ 13:18:40.514

NO	BEHIND	LAP TIME
16		1:01.893
72	0.122	1:02.104
8	1.641	1:02.038
71	2.240	1:01.982
52	2.508	1:02.055
17	2.632	1:01.986
74	2.749	1:02.354
37	9.307	1:03.344

43	10.412	1:02.880
15	10.595	1:02.826
75	11.400	1:02.722
48	13.288	1:02.710
44	15.395	1:03.739
7	15.454	1:03.539
2	16.593	1:04.493
66	18.027	1:03.413
14	18.135	1:03.316
11	19.103	1:03.542
65	20.618	1:03.128
69	28.288	1:04.560
90	28.324	1:04.553
27	40.265	1:05.953
5	40.519	1:06.086

LAP 11 @ 13:19:42.672

NO	BEHIND	LAP TIME
16		1:02.158
72	0.133	1:02.169
8	1.314	1:01.831
52	2.183	1:01.833
71	2.245	1:02.163
17	2.346	1:01.872
74	2.496	1:01.905
37	10.720	1:03.571
43	10.929	1:02.675
15	11.280	1:02.843
75	11.350	1:02.108
48	13.751	1:02.621
44	16.719	1:03.482
7	16.907	1:03.611
2	18.221	1:03.786
66	19.137	1:03.268
14	19.249	1:03.272
11	20.440	1:03.495
65	21.362	1:02.902
69	30.711	1:04.581
90	30.880	1:04.714
27	43.933	1:05.826

MCRCB BULLETIN TK306

2020 Bennetts British Superbike Championship - Round 3

2020 Honda British Talent Cup

RACE 9 - LAP CHART

90	33.466	1:04.658	17	3.824	1:02.096
27	47.659	1:05.798	15	15.154	1:02.835
5	47.896	1:05.747	37	15.201	1:03.027

LAP 13 @ 13:21:46.488

NO	BEHIND	LAP TIME
72		1:01.664
16	0.202	1:01.946
8	0.817	1:01.624
52	2.837	1:02.065
71	3.011	1:02.356
74	3.082	1:02.373
17	3.214	1:02.079
43	12.853	1:02.733
37	12.984	1:02.788
15	13.150	1:02.544
75	13.250	1:02.520
48	15.438	1:02.809
7	20.092	1:03.489
44	20.373	1:03.646
2	21.749	1:03.962
14	21.930	1:03.361
66	22.003	1:03.552
65	23.399	1:02.912
11	23.822	1:03.685
90	36.734	1:05.012
69	44.411	1:12.792 P
27	51.509	1:05.594
5	52.267	1:06.115

LAP 14 @ 13:22:48.555

NO	BEHIND	LAP TIME
72		1:02.067
8	0.582	1:01.832
16	1.865	1:03.730
52	3.049	1:02.279
71	3.164	1:02.220
74	3.265	1:02.250
17	3.459	1:02.312
43	13.837	1:03.051
37	13.905	1:02.988
15	14.050	1:02.967
75	14.271	1:03.088
48	15.976	1:02.605
7	21.664	1:03.639
44	21.785	1:03.479
66	23.586	1:03.650
14	23.651	1:03.788
2	23.826	1:04.144
65	24.188	1:02.856
11	25.241	1:03.486
90	40.353	1:05.686
27	55.149	1:05.707
5	56.237	1:06.037

LAP 15 @ 13:23:50.286

NO	BEHIND	LAP TIME
72		1:01.731
8	0.538	1:01.687
16	1.949	1:01.815
71	3.201	1:01.768
52	3.587	1:02.269
74	3.737	1:02.203

43	15.281	1:03.175
75	15.412	1:02.872
48	16.628	1:02.383
7	23.901	1:03.968
44	24.040	1:03.986
66	25.190	1:03.335
65	25.432	1:02.975
14	25.436	1:03.516
2	25.690	1:03.595
11	26.738	1:03.228
90	44.928	1:06.306
27	59.201	1:05.783
5	1:00.804	1:06.298

LAP 16 @ 13:24:51.818

NO	BEHIND	LAP TIME
72		1:01.532
8	1.353	1:02.347
71	3.948	1:02.279
52	4.001	1:01.946
17	4.203	1:01.911
16	4.577	1:04.160
74	4.735	1:02.530
15	16.838	1:03.216
37	16.893	1:03.224
75	17.034	1:03.154
43	17.257	1:03.508
48	17.309	1:02.213
7	25.972	1:03.603
44	26.053	1:03.545
65	26.571	1:02.671
66	26.974	1:03.316
14	27.212	1:03.308
2	27.557	1:03.399
11	28.791	1:03.585
90	49.178	1:05.782

LAP 17 @ 13:25:54.243

NO	BEHIND	LAP TIME
72		1:02.425
8	0.968	1:02.040
27	1 Lap	1:06.409
5	1 Lap	1:06.265
71	3.931	1:02.408
16	3.953	1:01.801
52	4.117	1:02.541
17	4.346	1:02.568
74	4.579	1:02.269
15	18.065	1:03.652
37	18.121	1:03.653
75	18.229	1:03.620
43	18.461	1:03.629
48	18.557	1:03.673
65	27.225	1:03.079
7	27.534	1:03.987
44	27.721	1:04.093
14	27.787	1:03.000
66	27.876	1:03.327
2	28.476	1:03.344
11	29.922	1:03.556
90	52.522	1:05.769

LAP 18 @ 13:26:56.706

NO	BEHIND	LAP TIME
72		1:02.463
8	0.225	1:01.720
71	3.584	1:02.116
52	3.842	1:02.188
17	4.525	1:02.642
16	4.885	1:03.395
74	5.345	1:03.229
27	1 Lap	1:06.350
5	1 Lap	1:05.876
43	19.012	1:03.014
15	19.155	1:03.553
48	19.291	1:03.197
37	19.425	1:03.767
75	19.483	1:03.717
65	28.008	1:03.246
7	28.886	1:03.815
44	29.058	1:03.800
66	29.106	1:03.693
14	29.287	1:03.963
2	29.495	1:03.482
11	30.936	1:03.477
90	56.296	1:06.237

LAP 19 @ 13:27:58.485

NO	BEHIND	LAP TIME
72		1:01.779
8	0.217	1:01.771
71	4.611	1:02.806
52	4.633	1:02.570
17	4.774	1:02.028
74	6.010	1:02.444
27	1 Lap	1:05.424
5	1 Lap	1:06.299

Weather / Track : Cloudy / Dry

MCRCB BULLETIN TK307

2020 Bennetts British Superbike Championship - Round 3

2020 Honda British Talent Cup

RACE 9 - POSITION CHART

No	Name	Lap																			
		Pos	1	2	3	4	5	6	7	8	9	10	11	12	13	14	15	16	17	18	19
16	CLARIDGE	1	72	72	16	8	72	72	72	72	72	16	16	16	72	72	72	72	72	72	72
71	FARRER	2	16	16	72	72	16	16	16	16	16	72	72	72	16	8	8	8	8	8	8
72	O'GORMAN	3	8	8	8	16	8	8	8	8	8	8	8	8	8	16	16	71	71	71	71
8	O'SHEA	4	71	71	71	71	71	71	71	71	71	71	52	71	52	52	71	52	16	52	52
17	BOURNE	5	52	52	52	52	52	52	52	52	74	52	71	74	71	71	52	17	52	17	17
52	BELFORD	6	17	17	17	17	74	74	74	17	52	17	17	52	74	74	74	16	17	16	74
74	COOK	7	37	37	74	74	17	17	17	74	17	74	74	17	17	17	17	74	74	74	74
75	GARNESS	8	74	74	37	37	37	37	37	37	37	37	37	43	43	43	15	15	15	43	43
15	CROSBY	9	46	46	75	75	75	43	43	43	43	43	43	37	37	37	37	37	37	15	15
37	TINKER	10	75	75	15	15	15	46	75	15	15	15	15	15	15	15	43	75	75	48	48
48	WALKER	11	15	15	46	46	46	15	46	46	75	75	75	75	75	75	75	43	43	37	37
65	ROWAN	12	43	43	43	48	43	75	15	75	48	48	48	48	48	48	48	48	48	75	75
46	DUFTON	13	44	48	48	43	48	48	48	48	44	44	44	7	7	7	7	7	65	65	65
43	HITCHCOCK	14	7	7	7	44	7	44	7	7	7	7	7	44	44	44	44	44	7	7	7
7	LYONS	15	48	44	44	7	44	7	44	44	2	2	2	2	2	66	66	65	44	44	44
44	HILL	16	11	2	2	2	2	2	2	2	66	66	66	66	14	14	65	66	14	66	66
11	DOBSON	17	2	14	14	14	14	14	66	66	14	14	14	14	66	2	14	14	66	14	14
66	THOMAS	18	69	11	66	66	66	66	14	14	11	11	11	11	65	65	2	2	2	2	2
69	SCOTT	19	14	66	11	11	11	11	11	11	65	65	65	65	11	11	11	11	11	11	11
14	PENDRILL	20	65	69	65	69	65	65	65	65	69	69	69	69	90	90	90	90	90	90	90
2	COATES	21	66	65	69	65	69	69	69	69	90	90	90	90	69	27	27	27	27	27	27
5	JOHNSON	22	27	90	90	90	90	90	90	90	27	27	27	27	27	5	5	5	5	5	5
27	BEACH	23	90	27	27	27	27	27	27	27	5	5	5	5	5						
90	COOK	24	5	5	5	5	5	5	5	5											

Weather / Track : Cloudy / Dry

Silverstone National
 Circuit Length = 1.6404 miles
 Start: 13:08 Flag 13:27 End: 13:31

Results can be found at www.tsl-timing.com

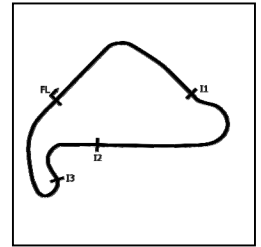
Printed - 13:48 Sunday, 06 September 2020

MCRCB BULLETIN TK308

2020 Bennetts British Superbike Championship - Round 3

2020 Honda British Talent Cup

RACE 9 - SECTOR ANALYSIS



SECTOR 1 = FL to I1, SECTOR 2 = I1 to I2 SECTOR 3 = I2 to I3, SECTOR 4 = I3 to FL, DIFF = Difference To Personal Best Lap, P = Crossed Finish Line in Pit Lane, D = Time Disallowed

P1 72		Casey O'GORMAN				Honda - Microlise Cresswell Racing					
IDEAL LAP TIME : 1:01.282		BEST LAP TIME : 1:01.532				DIFFERENCE : 0.250					
LAP	SECTOR 1	SECTOR 2		SECTOR 3		SECTOR 4		LAP TIME	MPH	DIFF	TIME OF DAY
1 -		20.687	123.8	9.945	15.290	118.0	1:04.704	91.27	3.172	13:09:22.676	
2 -	16.445	20.617	124.2	9.989	15.204	118.7	1:02.255	94.86	0.723	13:10:24.931	
3 -	16.543	20.634	122.9	10.113	15.019	120.0	1:02.309	94.78	0.777	13:11:27.240	
4 -	16.594	20.708	123.8	10.335	15.233	121.3	1:02.870	93.93	1.338	13:12:30.110	
5 -	16.405	20.349	123.5	9.876	15.130	118.4	1:01.760	95.62	0.228	13:13:31.870	
6 -	16.342	20.431	123.8	9.878	15.157	118.7	1:01.808	95.54	0.276	13:14:33.678	
7 -	16.296	20.452	123.3	9.806	15.182	118.7	1:01.736	95.66	0.204	13:15:35.414	
8 -	16.277	20.319	123.3	9.836	15.126	119.1	1:01.558 (2)	95.93	0.026	13:16:36.972	
9 -	16.298	20.316	124.2	9.787	15.159	118.4	1:01.560 (3)	95.93	0.028	13:17:38.532	
10 -	16.422	20.356	124.2	10.070	15.256	117.8	1:02.104	95.09	0.572	13:18:40.636	
11 -	16.488	20.549	122.4	10.054	15.078	118.2	1:02.169	94.99	0.637	13:19:42.805	
12 -	16.472	20.557	121.7	9.961	15.029	119.1	1:02.019	95.22	0.487	13:20:44.824	
13 -	16.425	20.439	125.2	9.672	15.128	118.4	1:01.664	95.77	0.132	13:21:46.488	
14 -	16.619	20.431	123.3	9.728	15.289	118.4	1:02.067	95.14	0.535	13:22:48.555	
15 -	16.323	20.405	123.1	9.825	15.178	119.3	1:01.731	95.66	0.199	13:23:50.286	
16 -	16.275	20.412	123.1	9.722	15.123	119.5	1:01.532 (1)	95.97		13:24:51.818	
17 -	16.477	20.466	124.9	10.267	15.215	117.8	1:02.425	94.60	0.893	13:25:54.243	
18 -	16.649	20.623	123.3	9.856	15.335	117.6	1:02.463	94.54	0.931	13:26:56.706	
19 -	16.409	20.447	122.9	9.778	15.145	118.2	1:01.779	95.59	0.247	13:27:58.485	

P2 8		Eddie O'SHEA				Honda - WAM					
IDEAL LAP TIME : 1:01.403		BEST LAP TIME : 1:01.624				DIFFERENCE : 0.221					
LAP	SECTOR 1	SECTOR 2		SECTOR 3		SECTOR 4		LAP TIME	MPH	DIFF	TIME OF DAY
1 -		20.782	125.6	9.896	15.231	119.5	1:05.174	90.61	3.550	13:09:23.146	
2 -	16.285	20.645	127.3	9.979	15.231	119.1	1:02.140	95.03	0.516	13:10:25.286	
3 -	16.323	20.536	126.3	9.969	15.129	119.7	1:01.957	95.31	0.333	13:11:27.243	
4 -	16.535	20.763	123.5	10.179	15.306	117.8	1:02.783	94.06	1.159	13:12:30.026	
5 -	16.660	20.596	126.8	9.877	15.118	119.7	1:02.251	94.86	0.627	13:13:32.277	
6 -	16.260	20.672	124.0	9.888	15.230	120.4	1:02.050	95.17	0.426	13:14:34.327	
7 -	16.377	20.427	125.6	9.858	15.125	119.7	1:01.787	95.58	0.163	13:15:36.114	
8 -	16.365	20.489	124.5	9.839	15.300	117.2	1:01.993	95.26	0.369	13:16:38.107	
9 -	16.500	20.519	124.9	9.815	15.176	118.7	1:02.010	95.23	0.386	13:17:40.117	
10 -	16.489	20.508	124.9	9.876	15.165	118.9	1:02.038	95.19	0.414	13:18:42.155	
11 -	16.359	20.425	124.7	9.889	15.158	119.1	1:01.831	95.51	0.207	13:19:43.986	
12 -	16.308	20.482	125.6	9.782	15.123	119.5	1:01.695 (3)	95.72	0.071	13:20:45.681	
13 -	16.317	20.338	123.5	9.796	15.173	119.3	1:01.624 (1)	95.83		13:21:47.305	
14 -	16.410	20.394	126.8	9.838	15.190	119.3	1:01.832	95.51	0.208	13:22:49.137	
15 -	16.349	20.398	124.2	9.781	15.159	120.2	1:01.687 (2)	95.73	0.063	13:23:50.824	
16 -	16.741	20.532	123.3	9.824	15.250	118.4	1:02.347	94.72	0.723	13:24:53.171	
17 -	16.467	20.584	125.2	9.704	15.285	116.3	1:02.040	95.19	0.416	13:25:55.211	
18 -	16.393	20.408	124.9	9.761	15.158	119.7	1:01.720	95.68	0.096	13:26:56.931	
19 -	16.274	20.523	125.2	9.873	15.101	120.0	1:01.771	95.60	0.147	13:27:58.702	

Weather / Track : Cloudy / Dry

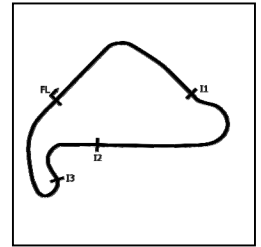
Silverstone National
Circuit Length = 1.6404 miles
Start: 13:08 Flag 13:27 End: 13:31

MCRCB BULLETIN TK308

2020 Bennetts British Superbike Championship - Round 3

2020 Honda British Talent Cup

RACE 9 - SECTOR ANALYSIS



SECTOR 1 = FL to I1, SECTOR 2 = I1 to I2 SECTOR 3 = I2 to I3, SECTOR 4 = I3 to FL, DIFF = Difference To Personal Best Lap, P = Crossed Finish Line in Pit Lane, D = Time Disallowed

P3 71		Charlie FARRER				Honda - Victoria House Racing Academy / Mortimer Racing			
IDEAL LAP TIME : 1:01.475		BEST LAP TIME : 1:01.768		DIFFERENCE : 0.293					
LAP	SECTOR 1	SECTOR 2	SECTOR 3	SECTOR 4	LAP TIME	MPH	DIFF	TIME OF DAY	
1 -		20.972 122.6	9.990	15.189 119.7	1:05.327	90.40	3.559	13:09:23.299	
2 -	16.434	20.811 124.2	10.012	15.207 117.2	1:02.464	94.54	0.696	13:10:25.763	
3 -	16.458	20.384 125.2	9.889	15.093 119.3	1:01.824 (2)	95.52	0.056	13:11:27.587	
4 -	16.492	20.603 126.1	10.366	15.217 120.2	1:02.678	94.22	0.910	13:12:30.265	
5 -	16.599	20.647 127.3	9.874	15.205 119.7	1:02.325	94.75	0.557	13:13:32.590	
6 -	16.326	20.547 125.6	9.811	15.174 120.8	1:01.858 (3)	95.47	0.090	13:14:34.448	
7 -	16.338	20.705 124.5	9.900	15.175 118.7	1:02.118	95.07	0.350	13:15:36.566	
8 -	16.370	20.793 123.3	9.971	15.169 117.6	1:02.303	94.78	0.535	13:16:38.869	
9 -	16.601	20.382 126.8	9.826	15.094 117.8	1:01.903	95.40	0.135	13:17:40.772	
10 -	16.486	20.401 123.5	9.956	15.139 117.8	1:01.982	95.28	0.214	13:18:42.754	
11 -	16.266	20.645 125.2	10.133	15.119 121.3	1:02.163	95.00	0.395	13:19:44.917	
12 -	16.444	20.624 126.6	9.989	15.169 117.8	1:02.226	94.90	0.458	13:20:47.143	
13 -	16.416	20.652 122.4	10.031	15.257 119.1	1:02.356	94.70	0.588	13:21:49.499	
14 -	16.378	20.592 124.9	10.101	15.149 119.3	1:02.220	94.91	0.452	13:22:51.719	
15 -	16.505	20.436 124.2	9.752	15.075 118.0	1:01.768 (1)	95.61		13:23:53.487	
16 -	16.508	20.567 121.5	9.964	15.240 116.1	1:02.279	94.82	0.511	13:24:55.766	
17 -	16.631	20.674 123.8	9.968	15.135 118.7	1:02.408	94.62	0.640	13:25:58.174	
18 -	16.377	20.472 126.3	9.986	15.281 115.9	1:02.116	95.07	0.348	13:27:00.290	
19 -	16.799	20.650 124.2	10.025	15.332 115.7	1:02.806	94.03	1.038	13:28:03.096	

P4 52		Evan BELFORD				Honda - City Lifting by RS Racing			
IDEAL LAP TIME : 1:01.380		BEST LAP TIME : 1:01.833		DIFFERENCE : 0.453					
LAP	SECTOR 1	SECTOR 2	SECTOR 3	SECTOR 4	LAP TIME	MPH	DIFF	TIME OF DAY	
1 -		20.818 122.4	10.236	15.182 119.7	1:05.739	89.83	3.906	13:09:23.711	
2 -	16.412	20.451 126.3	10.162	15.177 120.4	1:02.202	94.94	0.369	13:10:25.913	
3 -	16.406	20.338 127.8	10.103	15.073 121.7	1:01.920 (2)	95.37	0.087	13:11:27.833	
4 -	16.331	20.603 123.8	10.449	15.148 122.0	1:02.531	94.44	0.698	13:12:30.364	
5 -	16.475	20.532 127.3	10.011	15.279 120.4	1:02.297	94.79	0.464	13:13:32.661	
6 -	16.296	20.484 125.4	10.032	15.149 122.2	1:01.961	95.31	0.128	13:14:34.622	
7 -	16.240	20.637 124.9	10.027	15.196 121.1	1:02.100	95.09	0.267	13:15:36.722	
8 -	16.286	20.723 121.5	10.092	15.075 120.6	1:02.176	94.98	0.343	13:16:38.898	
9 -	16.516	20.463 123.5	10.137	14.953 123.3	1:02.069	95.14	0.236	13:17:40.967	
10 -	16.382	20.521 124.7	10.033	15.119 120.2	1:02.055	95.16	0.222	13:18:43.022	
11 -	16.174	20.394 123.5	10.079	15.186 119.3	1:01.833 (1)	95.50		13:19:44.855	
12 -	16.582	20.613 127.3	10.192	15.018 123.3	1:02.405	94.63	0.572	13:20:47.260	
13 -	16.281	20.635 123.5	9.920	15.229 118.7	1:02.065	95.15	0.232	13:21:49.325	
14 -	16.509	20.534 122.4	10.016	15.220 118.9	1:02.279	94.82	0.446	13:22:51.604	
15 -	16.552	20.522 122.0	10.067	15.128 120.4	1:02.269	94.84	0.436	13:23:53.873	
16 -	16.420	20.457 124.7	9.915	15.154 120.4	1:01.946 (3)	95.33	0.113	13:24:55.819	
17 -	16.549	20.716 122.0	10.212	15.064 122.4	1:02.541	94.42	0.708	13:25:58.360	
18 -	16.253	20.533 121.7	10.154	15.248 118.4	1:02.188	94.96	0.355	13:27:00.548	
19 -	16.471	20.729 120.0	10.183	15.187 119.5	1:02.570	94.38	0.737	13:28:03.118	

Weather / Track : Cloudy / Dry

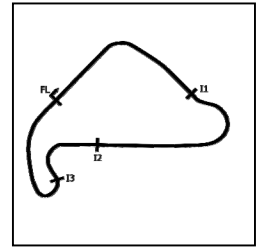
Silverstone National
Circuit Length = 1.6404 miles
Start: 13:08 Flag 13:27 End: 13:31

MCRCB BULLETIN TK308

2020 Bennetts British Superbike Championship - Round 3

2020 Honda British Talent Cup

RACE 9 - SECTOR ANALYSIS



SECTOR 1 = FL to I1, SECTOR 2 = I1 to I2 SECTOR 3 = I2 to I3, SECTOR 4 = I3 to FL, DIFF = Difference To Personal Best Lap, P = Crossed Finish Line in Pit Lane, D = Time Disallowed

P5 17		Franco BOURNE				Honda - Franco Bourne Racing / SP125 Racing			
IDEAL LAP TIME : 1:01.298		BEST LAP TIME : 1:01.872		DIFFERENCE : 0.574					
LAP	SECTOR 1	SECTOR 2	SECTOR 3	SECTOR 4	LAP TIME	MPH	DIFF	TIME OF DAY	
1 -		20.975 123.5	10.476	15.207 120.0	1:05.906	89.60	4.034	13:09:23.878	
2 -	16.307	20.580 126.1	10.121	15.188 120.0	1:02.196	94.95	0.324	13:10:26.074	
3 -	16.338	20.648 124.5	9.972	15.212 118.9	1:02.170	94.99	0.298	13:11:28.244	
4 -	16.241	20.635 122.6	10.195	15.205 120.4	1:02.276	94.83	0.404	13:12:30.520	
5 -	16.420	20.861 124.9	10.013	15.127 121.1	1:02.421	94.61	0.549	13:13:32.941	
6 -	16.144	20.797 124.5	9.883	15.115 120.8	1:01.939 (3)	95.34	0.067	13:14:34.880	
7 -	16.183	20.678 125.9	10.056	15.136 120.8	1:02.053	95.17	0.181	13:15:36.933	
8 -	16.201	20.826 123.3	9.985	15.139 119.5	1:02.151	95.02	0.279	13:16:39.084	
9 -	16.488	20.737 122.9	9.937	14.914 120.4	1:02.076	95.13	0.204	13:17:41.160	
10 -	16.209	20.583 122.4	10.109	15.085 120.2	1:01.986	95.27	0.114	13:18:43.146	
11 -	16.138	20.518 125.9	10.121	15.095 120.8	1:01.872 (1)	95.44		13:19:45.018	
12 -	16.310	20.668 120.9	10.390	15.237 118.4	1:02.605	94.33	0.733	13:20:47.623	
13 -	16.265	20.493 124.7	10.208	15.113 120.4	1:02.079	95.13	0.207	13:21:49.702	
14 -	16.306	20.633 123.1	10.260	15.113 119.5	1:02.312	94.77	0.440	13:22:52.014	
15 -	16.410	20.627 123.1	10.048	15.011 120.6	1:02.096	95.10	0.224	13:23:54.110	
16 -	16.311	20.385 124.9	10.064	15.151 119.1	1:01.911 (2)	95.38	0.039	13:24:56.021	
17 -	16.495	20.708 123.1	10.180	15.185 120.0	1:02.568	94.38	0.696	13:25:58.589	
18 -	16.128	20.903 122.2	10.293	15.318 116.8	1:02.642	94.27	0.770	13:27:01.231	
19 -	16.482	20.525 122.0	9.871	15.150 119.3	1:02.028	95.20	0.156	13:28:03.259	

P6 74		James COOK				Honda - Wilson Racing			
IDEAL LAP TIME : 1:01.436		BEST LAP TIME : 1:01.724		DIFFERENCE : 0.288					
LAP	SECTOR 1	SECTOR 2	SECTOR 3	SECTOR 4	LAP TIME	MPH	DIFF	TIME OF DAY	
1 -		20.798 124.7	10.271	15.117 120.8	1:06.236	89.16	4.512	13:09:24.208	
2 -	16.297	20.765 123.1	10.301	15.123 118.2	1:02.486	94.51	0.762	13:10:26.694	
3 -	16.348	20.513 123.3	10.008	15.078 119.1	1:01.947 (3)	95.33	0.223	13:11:28.641	
4 -	16.250	20.482 123.5	10.254	15.070 120.0	1:02.056	95.16	0.332	13:12:30.697	
5 -	16.344	20.823 124.9	9.821	15.139 121.1	1:02.127	95.05	0.403	13:13:32.824	
6 -	16.244	20.530 125.9	10.060	15.127 120.8	1:01.961	95.31	0.237	13:14:34.785	
7 -	16.221	20.637 125.6	10.019	15.169 120.8	1:02.046	95.18	0.322	13:15:36.831	
8 -	16.533	20.643 124.5	10.151	15.027 120.0	1:02.354	94.71	0.630	13:16:39.185	
9 -	16.327	20.397 126.1	9.938	15.062 119.1	1:01.724 (1)	95.67		13:17:40.909	
10 -	16.579	20.490 123.8	10.245	15.040 119.5	1:02.354	94.71	0.630	13:18:43.263	
11 -	16.191	20.420 125.6	10.245	15.049 120.8	1:01.905 (2)	95.39	0.181	13:19:45.168	
12 -	16.305	20.521 123.3	10.143	15.060 119.1	1:02.029	95.20	0.305	13:20:47.197	
13 -	16.438	20.694 124.0	10.144	15.097 119.3	1:02.373	94.68	0.649	13:21:49.570	
14 -	16.383	20.597 126.1	10.196	15.074 120.0	1:02.250	94.87	0.526	13:22:51.820	
15 -	16.517	20.644 124.0	9.990	15.052 120.8	1:02.203	94.94	0.479	13:23:54.023	
16 -	16.506	20.603 124.2	10.012	15.409 115.3	1:02.530	94.44	0.806	13:24:56.553	
17 -	16.511	20.580 120.6	10.061	15.117 120.0	1:02.269	94.84	0.545	13:25:58.822	
18 -	16.247	20.996 122.9	10.271	15.715 117.6	1:03.229	93.40	1.505	13:27:02.051	
19 -	16.486	20.617 120.4	10.082	15.259 116.1	1:02.444	94.57	0.720	13:28:04.495	

Weather / Track : Cloudy / Dry

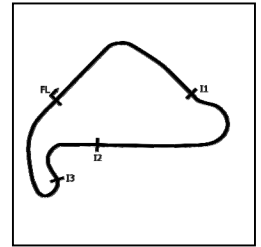
Silverstone National
Circuit Length = 1.6404 miles
Start: 13:08 Flag 13:27 End: 13:31

MCRCB BULLETIN TK308

2020 Bennetts British Superbike Championship - Round 3

2020 Honda British Talent Cup

RACE 9 - SECTOR ANALYSIS



SECTOR 1 = FL to I1, SECTOR 2 = I1 to I2 SECTOR 3 = I2 to I3, SECTOR 4 = I3 to FL, DIFF = Difference To Personal Best Lap, P = Crossed Finish Line in Pit Lane, D = Time Disallowed

P7 43		Ryan HITCHCOCK				Honda - Wilson Racing					
IDEAL LAP TIME : 1:02.064		BEST LAP TIME : 1:02.469				DIFFERENCE : 0.405					
LAP	SECTOR 1	SECTOR 2		SECTOR 3		SECTOR 4		LAP TIME	MPH	DIFF	TIME OF DAY
1 -		20.960	124.9	10.493	15.271	121.7	1:07.009	88.13	4.540	13:09:24.981	
2 -	16.671	20.847	127.5	10.339	15.342	120.6	1:03.199	93.44	0.730	13:10:28.180	
3 -	16.347	21.286	119.1	10.336	15.350	120.6	1:03.319	93.26	0.850	13:11:31.499	
4 -	16.472	20.672	122.0	10.383	15.236	121.3	1:02.763	94.09	0.294	13:12:34.262	
5 -	16.544	20.797	123.3	10.421	15.192	122.0	1:02.954	93.80	0.485	13:13:37.216	
6 -	16.475	20.806	124.2	10.252	15.313	117.4	1:02.846	93.97	0.377	13:14:40.062	
7 -	16.573	20.608	122.6	10.018	15.270	117.2	1:02.469 (1)	94.53		13:15:42.531	
8 -	16.793	20.654	122.4	10.135	15.198	116.8	1:02.780	94.06	0.311	13:16:45.311	
9 -	16.584	20.644	122.2	10.168	15.339	117.4	1:02.735	94.13	0.266	13:17:48.046	
10 -	16.671	20.537	122.6	10.324	15.348	116.8	1:02.880	93.91	0.411	13:18:50.926	
11 -	16.556	20.738	122.6	10.173	15.208	118.7	1:02.675 (2)	94.22	0.206	13:19:53.601	
12 -	16.584	20.863	121.3	10.203	15.357	116.6	1:03.007	93.73	0.538	13:20:56.608	
13 -	16.551	20.699	121.1	10.086	15.397	116.1	1:02.733 (3)	94.13	0.264	13:21:59.341	
14 -	16.607	20.827	121.1	10.241	15.376	116.8	1:03.051	93.66	0.582	13:23:02.392	
15 -	16.616	20.893	120.2	10.341	15.325	119.1	1:03.175	93.48	0.706	13:24:05.567	
16 -	16.761	21.164	122.0	10.240	15.343	119.3	1:03.508	92.99	1.039	13:25:09.075	
17 -	16.580	21.259	123.1	10.405	15.385	120.4	1:03.629	92.81	1.160	13:26:12.704	
18 -	16.685	20.911	121.5	9.988	15.430	115.9	1:03.014	93.71	0.545	13:27:15.718	

P8 15		Harrison CROSBY				Honda - Banks Racing					
IDEAL LAP TIME : 1:02.311		BEST LAP TIME : 1:02.544				DIFFERENCE : 0.233					
LAP	SECTOR 1	SECTOR 2		SECTOR 3		SECTOR 4		LAP TIME	MPH	DIFF	TIME OF DAY
1 -		20.971	126.8	10.468	15.315	119.7	1:06.893	88.28	4.349	13:09:24.865	
2 -	16.733	20.862	126.1	10.387	15.281	119.5	1:03.263	93.35	0.719	13:10:28.128	
3 -	16.716	20.932	124.9	10.162	15.356	119.7	1:03.166	93.49	0.622	13:11:31.294	
4 -	16.435	20.781	124.9	10.078	15.320	117.8	1:02.614 (3)	94.31	0.070	13:12:33.908	
5 -	16.580	20.962	120.9	10.164	15.431	119.5	1:03.137	93.53	0.593	13:13:37.045	
6 -	16.673	20.823	124.2	10.335	15.490	115.3	1:03.321	93.26	0.777	13:14:40.366	
7 -	16.818	20.629	126.3	10.011	15.258	119.7	1:02.716	94.16	0.172	13:15:43.082	
8 -	16.525	20.713	123.3	10.057	15.289	118.0	1:02.584 (2)	94.36	0.040	13:16:45.666	
9 -	16.617	20.611	123.5	10.047	15.342	118.4	1:02.617	94.31	0.073	13:17:48.283	
10 -	16.538	20.690	124.0	10.264	15.334	118.9	1:02.826	94.00	0.282	13:18:51.109	
11 -	16.555	20.872	122.4	10.082	15.334	117.0	1:02.843	93.97	0.299	13:19:53.952	
12 -	16.795	20.941	122.2	10.087	15.319	117.2	1:03.142	93.52	0.598	13:20:57.094	
13 -	16.531	20.660	124.5	10.020	15.333	119.3	1:02.544 (1)	94.42		13:21:59.638	
14 -	16.546	20.980	124.0	10.187	15.254	119.5	1:02.967	93.78	0.423	13:23:02.605	
15 -	16.552	20.816	122.2	10.035	15.432	117.0	1:02.835	93.98	0.291	13:24:05.440	
16 -	16.619	21.039	118.9	10.068	15.490	116.8	1:03.216	93.42	0.672	13:25:08.656	
17 -	16.812	21.184	120.4	10.112	15.544	116.6	1:03.652	92.78	1.108	13:26:12.308	
18 -	16.834	21.158	119.6	10.132	15.429	117.8	1:03.553	92.92	1.009	13:27:15.861	

Weather / Track : Cloudy / Dry

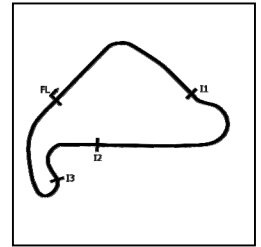
Silverstone National
Circuit Length = 1.6404 miles
Start: 13:08 Flag 13:27 End: 13:31

MCRCB BULLETIN TK308

2020 Bennetts British Superbike Championship - Round 3

2020 Honda British Talent Cup

RACE 9 - SECTOR ANALYSIS



SECTOR 1 = FL to I1, SECTOR 2 = I1 to I2 SECTOR 3 = I2 to I3, SECTOR 4 = I3 to FL, DIFF = Difference To Personal Best Lap, P = Crossed Finish Line in Pit Lane, D = Time Disallowed

P9 48		Ollie WALKER		Honda - Moto Rapido / SP125 Racing					
IDEAL LAP TIME : 1:01.981		BEST LAP TIME : 1:02.213		DIFFERENCE : 0.232					
LAP	SECTOR 1	SECTOR 2	SECTOR 3	SECTOR 4	LAP TIME	MPH	DIFF	TIME OF DAY	
1 -		21.070 126.1	10.392	15.428 118.9	1:08.017	86.82	5.804	13:09:25.989	
2 -	16.402	20.590 125.9	10.181	15.363 120.8	1:02.536 (3)	94.43	0.323	13:10:28.525	
3 -	16.246	21.028 119.8	10.526	15.241 121.5	1:03.041	93.67	0.828	13:11:31.566	
4 -	16.506	20.593 126.6	10.273	15.190 120.8	1:02.562	94.39	0.349	13:12:34.128	
5 -	16.552	20.870 123.1	10.322	15.428 121.7	1:03.172	93.48	0.959	13:13:37.300	
6 -	16.524	20.963 123.1	10.583	15.133 120.4	1:03.203	93.43	0.990	13:14:40.503	
7 -	16.733	20.705 126.3	10.259	15.083 121.7	1:02.780	94.06	0.567	13:15:43.283	
8 -	16.418	20.906 124.5	10.254	15.116 121.7	1:02.694	94.19	0.481	13:16:45.977	
9 -	16.651	20.818 124.9	11.467	16.179 117.2	1:05.115	90.69	2.902	13:17:51.092	
10 -	16.530	20.681 121.7	10.183	15.316 117.8	1:02.710	94.17	0.497	13:18:53.802	
11 -	16.467	20.691 121.7	10.150	15.313 117.4	1:02.621	94.30	0.408	13:19:56.423	
12 -	16.417	20.680 121.5	10.205	15.392 117.4	1:02.694	94.19	0.481	13:20:59.117	
13 -	16.623	20.748 122.4	10.144	15.294 117.8	1:02.809	94.02	0.596	13:22:01.926	
14 -	16.427	20.704 122.0	10.182	15.292 118.4	1:02.605	94.33	0.392	13:23:04.531	
15 -	16.487	20.642 121.5	10.062	15.192 118.4	1:02.383 (2)	94.66	0.170	13:24:06.914	
16 -	16.381	20.598 123.3	10.143	15.091 120.6	1:02.213 (1)	94.92		13:25:09.127	
17 -	16.557	21.147 120.2	10.374	15.595 120.8	1:03.673	92.74	1.460	13:26:12.800	
18 -	16.695	20.958 124.0	10.221	15.323 114.5	1:03.197	93.44	0.984	13:27:15.997	

P10 37		Corey TINKER		Honda - Stauff Fluid Power Academy					
IDEAL LAP TIME : 1:02.117		BEST LAP TIME : 1:02.322		DIFFERENCE : 0.205					
LAP	SECTOR 1	SECTOR 2	SECTOR 3	SECTOR 4	LAP TIME	MPH	DIFF	TIME OF DAY	
1 -		20.807 124.2	10.374	15.271 118.4	1:06.126	89.30	3.804	13:09:24.098	
2 -	16.329	20.791 123.1	10.153	15.315 116.3	1:02.588	94.35	0.266	13:10:26.686	
3 -	16.396	20.796 122.9	10.034	15.213 117.4	1:02.439 (3)	94.58	0.117	13:11:29.125	
4 -	16.344	20.707 121.5	10.095	15.211 116.8	1:02.357 (2)	94.70	0.035	13:12:31.482	
5 -	16.494	20.621 122.0	9.956	15.251 117.0	1:02.322 (1)	94.76		13:13:33.804	
6 -	16.467	20.871 120.2	10.003	15.462 115.5	1:02.803	94.03	0.481	13:14:36.607	
7 -	16.693	21.057 119.6	10.080	15.478 114.9	1:03.308	93.28	0.986	13:15:39.915	
8 -	16.646	21.123 118.9	10.180	15.425 114.3	1:03.374	93.18	1.052	13:16:43.289	
9 -	16.729	20.981 119.4	10.016	15.462 113.9	1:03.188	93.46	0.866	13:17:46.477	
10 -	16.746	20.976 118.1	10.169	15.453 114.1	1:03.344	93.23	1.022	13:18:49.821	
11 -	16.770	21.169 117.9	10.172	15.460 114.3	1:03.571	92.89	1.249	13:19:53.392	
12 -	16.709	21.132 119.4	10.181	15.270 118.0	1:03.292	93.30	0.970	13:20:56.684	
13 -	16.535	20.797 121.7	10.088	15.368 116.8	1:02.788	94.05	0.466	13:21:59.472	
14 -	16.630	20.863 120.6	10.199	15.296 118.0	1:02.988	93.75	0.666	13:23:02.460	
15 -	16.710	20.786 121.5	10.164	15.367 118.2	1:03.027	93.70	0.705	13:24:05.487	
16 -	16.633	21.049 117.9	10.175	15.367 116.6	1:03.224	93.40	0.902	13:25:08.711	
17 -	16.827	21.237 117.1	10.231	15.358 117.8	1:03.653	92.77	1.331	13:26:12.364	
18 -	17.042	21.337 122.4	10.078	15.310 117.4	1:03.767	92.61	1.445	13:27:16.131	

Weather / Track : Cloudy / Dry

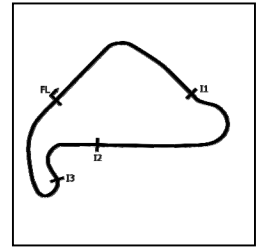
Silverstone National
 Circuit Length = 1.6404 miles
 Start: 13:08 Flag 13:27 End: 13:31

MCRCB BULLETIN TK308

2020 Bennetts British Superbike Championship - Round 3

2020 Honda British Talent Cup

RACE 9 - SECTOR ANALYSIS



SECTOR 1 = FL to I1, SECTOR 2 = I1 to I2 SECTOR 3 = I2 to I3, SECTOR 4 = I3 to FL, DIFF = Difference To Personal Best Lap, P = Crossed Finish Line in Pit Lane, D = Time Disallowed

P11 75		Jonathan GARNESSE				Honda - Microlise Cresswell Racing				
IDEAL LAP TIME : 1:01.927		BEST LAP TIME : 1:02.108		DIFFERENCE : 0.181						
LAP	SECTOR 1	SECTOR 2	SECTOR 3	SECTOR 4	LAP TIME	MPH	DIFF	TIME OF DAY		
1 -		20.868	128.5	10.577	15.389	120.0	1:06.735	88.49	4.627	13:09:24.707
2 -	16.739	20.641	128.5	10.293	15.434	120.6	1:03.107	93.58	0.999	13:10:27.814
3 -	16.577	21.066	126.3	10.359	15.335	120.4	1:03.337	93.24	1.229	13:11:31.151
4 -	16.424	20.651	125.9	10.146	15.477	118.7	1:02.698	94.19	0.590	13:12:33.849
5 -	16.568	20.815	126.1	10.292	15.440	119.5	1:03.115	93.56	1.007	13:13:36.964
6 -	16.593	20.781	124.2	10.648	15.453	120.4	1:03.475	93.03	1.367	13:14:40.439
7 -	16.587	20.598	127.0	10.013	15.250	119.5	1:02.448 (2)	94.56	0.340	13:15:42.887
8 -	16.718	20.765	127.0	10.330	15.146	121.5	1:02.959	93.80	0.851	13:16:45.846
9 -	16.532	20.868	128.5	10.422	15.524	120.2	1:03.346	93.22	1.238	13:17:49.192
10 -	16.747	20.681	126.6	10.139	15.155	120.6	1:02.722	94.15	0.614	13:18:51.914
11 -	16.472	20.499	128.3	10.097	15.040	119.7	1:02.108 (1)	95.08		13:19:54.022
12 -	16.938	20.759	127.3	10.341	15.158	122.2	1:03.196	93.45	1.088	13:20:57.218
13 -	16.623	20.450	128.3	10.278	15.169	122.9	1:02.520 (3)	94.46	0.412	13:21:59.738
14 -	16.697	20.696	122.9	10.467	15.228	122.0	1:03.088	93.61	0.980	13:23:02.826
15 -	16.458	20.689	126.8	10.557	15.168	121.5	1:02.872	93.93	0.764	13:24:05.698
16 -	16.468	20.946	124.0	10.520	15.220	121.1	1:03.154	93.51	1.046	13:25:08.852
17 -	16.681	21.188	124.5	10.352	15.399	122.0	1:03.620	92.82	1.512	13:26:12.472
18 -	16.774	21.120	118.3	10.627	15.196	120.4	1:03.717	92.68	1.609	13:27:16.189

P12 65		Alexander ROWAN				Honda - Alexander Rowan Racing				
IDEAL LAP TIME : 1:02.402		BEST LAP TIME : 1:02.671		DIFFERENCE : 0.269						
LAP	SECTOR 1	SECTOR 2	SECTOR 3	SECTOR 4	LAP TIME	MPH	DIFF	TIME OF DAY		
1 -		21.349	130.0	10.984	15.967	118.7	1:09.494	84.98	6.823	13:09:27.466
2 -	16.753	20.644	129.5	11.088	16.236	112.2	1:04.721	91.24	2.050	13:10:32.187
3 -	17.142	21.047	125.4	10.426	15.595	120.2	1:04.210	91.97	1.539	13:11:36.397
4 -	16.681	20.851	125.4	10.683	15.921	120.2	1:04.136	92.08	1.465	13:12:40.533
5 -	16.836	20.915	124.5	10.613	15.625	119.1	1:03.989	92.29	1.318	13:13:44.522
6 -	16.708	20.729	125.6	10.494	15.602	118.7	1:03.533	92.95	0.862	13:14:48.055
7 -	16.655	20.844	125.4	10.421	15.613	118.7	1:03.533	92.95	0.862	13:15:51.588
8 -	16.594	20.734	124.9	10.500	15.393	119.3	1:03.221	93.41	0.550	13:16:54.809
9 -	16.563	20.547	125.9	10.552	15.533	119.3	1:03.195	93.45	0.524	13:17:58.004
10 -	16.580	20.630	125.2	10.434	15.484	119.3	1:03.128	93.55	0.457	13:19:01.132
11 -	16.480	20.547	126.3	10.571	15.304	120.8	1:02.902 (3)	93.88	0.231	13:20:04.034
12 -	16.373	20.563	127.8	10.607	15.398	120.6	1:02.941	93.82	0.270	13:21:06.975
13 -	16.446	20.660	125.6	10.300	15.506	119.7	1:02.912	93.87	0.241	13:22:09.887
14 -	16.456	20.506	128.3	10.563	15.331	122.0	1:02.856 (2)	93.95	0.185	13:23:12.743
15 -	16.476	20.813	125.6	10.417	15.269	120.2	1:02.975	93.77	0.304	13:24:15.718
16 -	16.441	20.554	125.4	10.254	15.422	120.8	1:02.671 (1)	94.23		13:25:18.389
17 -	16.594	20.696	124.0	10.360	15.429	118.7	1:03.079	93.62	0.408	13:26:21.468
18 -	16.767	20.661	124.2	10.300	15.518	119.3	1:03.246	93.37	0.575	13:27:24.714

Weather / Track : Cloudy / Dry

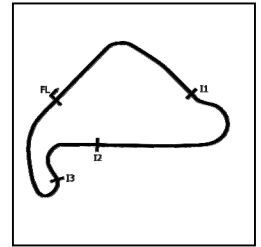
Silverstone National
Circuit Length = 1.6404 miles
Start: 13:08 Flag 13:27 End: 13:31

MCRCB BULLETIN TK308

2020 Bennetts British Superbike Championship - Round 3

2020 Honda British Talent Cup

RACE 9 - SECTOR ANALYSIS



SECTOR 1 = FL to I1, SECTOR 2 = I1 to I2 SECTOR 3 = I2 to I3, SECTOR 4 = I3 to FL, DIFF = Difference To Personal Best Lap, P = Crossed Finish Line in Pit Lane, D = Time Disallowed

P13 7		Jamie LYONS		Honda - Jamie Lyons Racing						
IDEAL LAP TIME : 1:02.674		BEST LAP TIME : 1:03.000		DIFFERENCE : 0.326						
LAP	SECTOR 1	SECTOR 2	SECTOR 3	SECTOR 4	LAP TIME	MPH	DIFF	TIME OF DAY		
1 -		21.031	124.7	10.490	15.555	117.4	1:07.730	87.19	4.730	13:09:25.702
2 -	16.684	20.963	124.7	10.104	15.516	117.6	1:03.267	93.34	0.267	13:10:28.969
3 -	16.532	20.976	123.5	10.168	15.514	117.8	1:03.190 (2)	93.45	0.190	13:11:32.159
4 -	16.493	20.953	122.4	10.269	15.513	117.6	1:03.228 (3)	93.40	0.228	13:12:35.387
5 -	16.721	20.998	120.6	10.071	15.454	116.6	1:03.244	93.37	0.244	13:13:38.631
6 -	16.652	20.956	119.6	10.413	15.543	117.6	1:03.564	92.90	0.564	13:14:42.195
7 -	16.591	20.778	121.3	10.137	15.494	115.9	1:03.000 (1)	93.74		13:15:45.195
8 -	16.736	20.974	120.6	9.963	15.585	115.1	1:03.258	93.35	0.258	13:16:48.453
9 -	16.804	20.913	120.0	10.513	15.746	117.2	1:03.976	92.31	0.976	13:17:52.429
10 -	16.767	21.077	121.7	10.142	15.553	114.7	1:03.539	92.94	0.539	13:18:55.968
11 -	16.804	20.953	119.6	10.286	15.568	115.9	1:03.611	92.84	0.611	13:19:59.579
12 -	16.773	21.034	118.9	10.053	15.652	115.1	1:03.512	92.98	0.512	13:21:03.091
13 -	16.736	21.074	119.4	10.002	15.677	114.7	1:03.489	93.01	0.489	13:22:06.580
14 -	16.843	21.042	118.5	10.149	15.605	114.9	1:03.639	92.79	0.639	13:23:10.219
15 -	16.787	21.268	116.9	10.235	15.678	113.9	1:03.968	92.32	0.968	13:24:14.187
16 -	16.804	20.981	118.3	10.238	15.580	114.1	1:03.603	92.85	0.603	13:25:17.790
17 -	16.845	21.107	118.3	10.466	15.569	116.1	1:03.987	92.29	0.987	13:26:21.777
18 -	17.140	21.080	120.0	9.949	15.646	115.3	1:03.815	92.54	0.815	13:27:25.592

P14 44		Lucas HILL		Honda - Ashcourt Racing						
IDEAL LAP TIME : 1:02.579		BEST LAP TIME : 1:02.910		DIFFERENCE : 0.331						
LAP	SECTOR 1	SECTOR 2	SECTOR 3	SECTOR 4	LAP TIME	MPH	DIFF	TIME OF DAY		
1 -		21.037	125.9	10.552	15.617	115.3	1:07.634	87.31	4.724	13:09:25.606
2 -	16.931	20.949	125.9	10.171	15.626	114.1	1:03.677	92.74	0.767	13:10:29.283
3 -	16.547	20.686	124.2	10.367	15.420	117.0	1:03.020 (2)	93.71	0.110	13:11:32.303
4 -	16.495	20.792	123.5	10.052	15.571	116.1	1:02.910 (1)	93.87		13:12:35.213
5 -	17.032	20.886	115.3	10.357	15.353	116.1	1:03.628	92.81	0.718	13:13:38.841
6 -	16.656	20.742	122.6	10.222	15.511	116.8	1:03.131 (3)	93.54	0.221	13:14:41.972
7 -	16.801	20.784	123.1	10.362	15.367	115.3	1:03.314	93.27	0.404	13:15:45.286
8 -	16.976	20.740	120.4	10.125	15.548	114.1	1:03.389	93.16	0.479	13:16:48.675
9 -	16.765	20.679	121.3	10.257	15.794	112.9	1:03.495	93.00	0.585	13:17:52.170
10 -	16.918	20.923	121.3	10.237	15.661	114.7	1:03.739	92.65	0.829	13:18:55.909
11 -	16.840	20.818	121.5	10.231	15.593	114.1	1:03.482	93.02	0.572	13:19:59.391
12 -	16.934	21.150	117.1	10.255	15.485	115.5	1:03.824	92.53	0.914	13:21:03.215
13 -	16.760	20.968	116.9	10.247	15.671	112.4	1:03.646	92.78	0.736	13:22:06.861
14 -	16.865	20.790	120.4	10.274	15.550	113.7	1:03.479	93.03	0.569	13:23:10.340
15 -	17.074	21.142	118.5	10.361	15.409	114.9	1:03.986	92.29	1.076	13:24:14.326
16 -	16.738	20.989	115.5	10.413	15.405	115.9	1:03.545	92.93	0.635	13:25:17.871
17 -	16.901	21.040	118.3	10.535	15.617	115.7	1:04.093	92.14	1.183	13:26:21.964
18 -	17.127	21.121	119.6	10.053	15.499	114.7	1:03.800	92.56	0.890	13:27:25.764

Weather / Track : Cloudy / Dry

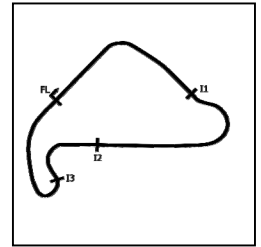
Silverstone National
Circuit Length = 1.6404 miles
Start: 13:08 Flag 13:27 End: 13:31

MCRCB BULLETIN TK308

2020 Bennetts British Superbike Championship - Round 3

2020 Honda British Talent Cup

RACE 9 - SECTOR ANALYSIS



SECTOR 1 = FL to I1, SECTOR 2 = I1 to I2 SECTOR 3 = I2 to I3, SECTOR 4 = I3 to FL, DIFF = Difference To Personal Best Lap, P = Crossed Finish Line in Pit Lane, D = Time Disallowed

P15 66		Annabel THOMAS		Honda - Microlise Cresswell Racing						
IDEAL LAP TIME : 1:02.797		BEST LAP TIME : 1:02.953		DIFFERENCE : 0.156						
LAP	SECTOR 1	SECTOR 2	SECTOR 3	SECTOR 4	LAP TIME	MPH	DIFF	TIME OF DAY		
1 -		21.375	127.0	10.690	16.020	116.8	1:09.762	84.65	6.809	13:09:27.734
2 -	16.870	20.835	124.0	10.358	15.549	117.0	1:03.612	92.83	0.659	13:10:31.346
3 -	16.795	21.075	120.4	10.313	15.545	115.9	1:03.728	92.66	0.775	13:11:35.074
4 -	16.685	20.905	120.4	10.210	15.537	116.1	1:03.337	93.24	0.384	13:12:38.411
5 -	16.701	20.729	122.0	10.202	15.474	116.6	1:03.106 (2)	93.58	0.153	13:13:41.517
6 -	16.625	20.703	122.6	10.161	15.464	116.1	1:02.953 (1)	93.81		13:14:44.470
7 -	16.724	20.867	122.2	10.236	15.633	115.3	1:03.460	93.06	0.507	13:15:47.930
8 -	16.927	20.919	121.5	10.202	15.543	114.9	1:03.591	92.86	0.638	13:16:51.521
9 -	16.834	20.920	120.9	10.276	15.577	115.1	1:03.607	92.84	0.654	13:17:55.128
10 -	16.737	20.902	120.9	10.274	15.500	115.9	1:03.413	93.13	0.460	13:18:58.541
11 -	16.619	21.003	120.2	10.181	15.465	116.1	1:03.268	93.34	0.315	13:20:01.809
12 -	16.701	20.850	121.3	10.144	15.435	116.8	1:03.130 (3)	93.54	0.177	13:21:04.939
13 -	16.667	21.101	121.5	10.264	15.520	114.7	1:03.552	92.92	0.599	13:22:08.491
14 -	16.669	21.326	119.4	10.188	15.467	115.7	1:03.650	92.78	0.697	13:23:12.141
15 -	16.770	20.892	119.4	10.210	15.463	115.3	1:03.335	93.24	0.382	13:24:15.476
16 -	16.777	20.959	121.5	10.157	15.423	117.2	1:03.316	93.27	0.363	13:25:18.792
17 -	16.625	20.965	121.3	10.406	15.331	118.2	1:03.327	93.25	0.374	13:26:22.119
18 -	16.896	21.073	119.4	10.272	15.452	116.1	1:03.693	92.72	0.740	13:27:25.812

P16 16		Harvey CLARIDGE		Honda - City Lifting / SP125 Racing						
IDEAL LAP TIME : 1:01.244		BEST LAP TIME : 1:01.466		DIFFERENCE : 0.222						
LAP	SECTOR 1	SECTOR 2	SECTOR 3	SECTOR 4	LAP TIME	MPH	DIFF	TIME OF DAY		
1 -		20.783	120.0	9.935	15.277	118.7	1:04.797	91.14	3.331	13:09:22.769
2 -	16.494	20.671	123.5	9.937	15.128	120.0	1:02.230	94.90	0.764	13:10:24.999
3 -	16.414	20.619	120.0	9.883	15.238	116.3	1:02.154	95.01	0.688	13:11:27.153
4 -	16.773	20.658	122.6	10.164	15.366	118.7	1:02.961	93.79	1.495	13:12:30.114
5 -	16.465	20.503	122.6	9.770	15.119	119.1	1:01.857	95.47	0.391	13:13:31.971
6 -	16.373	20.414	123.8	9.897	15.118	119.3	1:01.802	95.55	0.336	13:14:33.773
7 -	16.252	20.512	124.2	9.768	15.251	118.4	1:01.783 (3)	95.58	0.317	13:15:35.556
8 -	16.182	20.443	122.9	9.751	15.090	120.0	1:01.466 (1)	96.08		13:16:37.022
9 -	16.300	20.376	124.7	9.823	15.100	118.9	1:01.599 (2)	95.87	0.133	13:17:38.621
10 -	16.387	20.411	124.2	9.775	15.320	115.9	1:01.893	95.41	0.427	13:18:40.514
11 -	16.439	20.607	119.8	9.844	15.268	115.7	1:02.158	95.01	0.692	13:19:42.672
12 -	16.447	20.634	119.8	9.749	15.242	116.3	1:02.072	95.14	0.606	13:20:44.744
13 -	16.448	20.665	121.3	9.688	15.145	117.8	1:01.946	95.33	0.480	13:21:46.690
14 -	16.497	20.522	123.1	9.770	16.941	116.1	1:03.730	92.66	2.264	13:22:50.420
15 -	16.432	20.550	120.2	9.657	15.176	117.4	1:01.815	95.53	0.349	13:23:52.235
16 -	16.654	20.682	119.8	10.081	16.743	118.7	1:04.160	92.04	2.694	13:24:56.395
17 -	16.214	20.594	124.9	9.964	15.029	119.5	1:01.801	95.55	0.335	13:25:58.196
18 -	16.251	20.489	121.7	10.085	16.570	118.0	1:03.395	93.15	1.929	13:27:01.591

Weather / Track : Cloudy / Dry

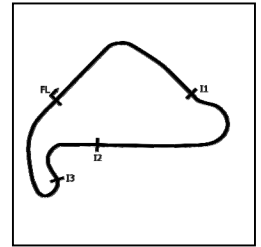
Silverstone National
Circuit Length = 1.6404 miles
Start: 13:08 Flag 13:27 End: 13:31

MCRCB BULLETIN TK308

2020 Bennetts British Superbike Championship - Round 3

2020 Honda British Talent Cup

RACE 9 - SECTOR ANALYSIS



SECTOR 1 = FL to I1, SECTOR 2 = I1 to I2 SECTOR 3 = I2 to I3, SECTOR 4 = I3 to FL, DIFF = Difference To Personal Best Lap, P = Crossed Finish Line in Pit Lane, D = Time Disallowed

P17 11		Rossi DOBSON		Honda - Rossi Dobson						
IDEAL LAP TIME : 1:03.032		BEST LAP TIME : 1:03.228		DIFFERENCE : 0.196						
LAP	SECTOR 1	SECTOR 2	SECTOR 3	SECTOR 4	LAP TIME	MPH	DIFF	TIME OF DAY		
1 -		21.146	124.5	10.499	15.559	118.0	1:08.018	86.82	4.790	13:09:25.990
2 -	16.835	21.031	123.5	11.441	15.977	115.3	1:05.284	90.46	2.056	13:10:31.274
3 -	16.961	21.093	121.7	10.555	15.449	117.2	1:04.058	92.19	0.830	13:11:35.332
4 -	16.735	20.982	121.7	10.312	15.300	117.8	1:03.329 (3)	93.25	0.101	13:12:38.661
5 -	16.756	21.018	120.9	10.311	15.394	117.4	1:03.479	93.03	0.251	13:13:42.140
6 -	16.653	20.819	122.0	10.354	15.402	117.0	1:03.228 (1)	93.40		13:14:45.368
7 -	16.966	20.911	120.4	10.366	15.398	116.6	1:03.641	92.79	0.413	13:15:49.009
8 -	16.767	20.829	121.1	10.382	15.374	116.8	1:03.352	93.21	0.124	13:16:52.361
9 -	16.745	20.984	121.5	10.406	15.579	115.9	1:03.714	92.69	0.486	13:17:56.075
10 -	16.762	20.928	120.4	10.495	15.357	115.9	1:03.542	92.94	0.314	13:18:59.617
11 -	16.754	20.990	119.6	10.405	15.346	116.3	1:03.495	93.00	0.267	13:20:03.112
12 -	16.761	20.919	120.0	10.440	15.393	115.9	1:03.513	92.98	0.285	13:21:06.625
13 -	16.758	21.166	121.5	10.316	15.445	115.9	1:03.685	92.73	0.457	13:22:10.310
14 -	16.698	20.915	120.9	10.435	15.438	116.6	1:03.486	93.02	0.258	13:23:13.796
15 -	16.729	20.881	120.2	10.275	15.343	117.0	1:03.228 (1)	93.40		13:24:17.024
16 -	16.852	21.063	119.6	10.316	15.354	115.9	1:03.585	92.87	0.357	13:25:20.609
17 -	16.817	21.068	120.0	10.260	15.411	115.7	1:03.556	92.92	0.328	13:26:24.165
18 -	16.835	20.915	120.2	10.298	15.429	115.9	1:03.477	93.03	0.249	13:27:27.642

P18 90		Harry COOK		Honda - JDF Racing						
IDEAL LAP TIME : 1:03.840		BEST LAP TIME : 1:04.136		DIFFERENCE : 0.296						
LAP	SECTOR 1	SECTOR 2	SECTOR 3	SECTOR 4	LAP TIME	MPH	DIFF	TIME OF DAY		
1 -		21.884	123.3	10.533	15.563	116.8	1:09.977	84.39	5.841	13:09:27.949
2 -	17.008	21.481	122.4	10.685	15.607	115.9	1:04.781	91.16	0.645	13:10:32.730
3 -	16.933	21.280	121.3	10.609	15.412	117.6	1:04.234 (3)	91.93	0.098	13:11:36.964
4 -	17.050	21.187	121.1	10.543	15.386	116.6	1:04.166 (2)	92.03	0.030	13:12:41.130
5 -	17.083	21.295	120.4	10.397	15.483	117.2	1:04.258	91.90	0.122	13:13:45.388
6 -	16.882	21.251	120.4	10.385	15.618	115.9	1:04.136 (1)	92.08		13:14:49.524
7 -	17.211	21.479	119.8	10.454	15.654	113.7	1:04.798	91.13	0.662	13:15:54.322
8 -	17.201	21.628	118.3	10.657	15.678	113.3	1:05.164	90.62	1.028	13:16:59.486
9 -	17.306	21.465	120.4	10.516	15.512	114.9	1:04.799	91.13	0.663	13:18:04.285
10 -	17.084	21.572	119.4	10.493	15.404	116.3	1:04.553	91.48	0.417	13:19:08.838
11 -	17.070	21.436	115.5	10.765	15.443	115.9	1:04.714	91.25	0.578	13:20:13.552
12 -	17.170	21.250	118.1	10.674	15.564	114.3	1:04.658	91.33	0.522	13:21:18.210
13 -	17.285	21.476	117.7	10.543	15.708	113.3	1:05.012	90.83	0.876	13:22:23.222
14 -	17.387	21.712	116.9	10.678	15.909	113.3	1:05.686	89.90	1.550	13:23:28.908
15 -	17.583	21.908	116.3	10.919	15.896	112.4	1:06.306	89.06	2.170	13:24:35.214
16 -	17.419	21.782	116.1	10.796	15.785	112.6	1:05.782	89.77	1.646	13:25:40.996
17 -	17.368	21.643	115.9	10.875	15.883	112.4	1:05.769	89.79	1.633	13:26:46.765
18 -	17.558	21.722	116.1	10.970	15.987	112.2	1:06.237	89.15	2.101	13:27:53.002

Weather / Track : Cloudy / Dry

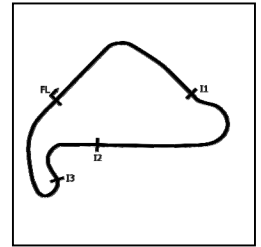
Silverstone National
 Circuit Length = 1.6404 miles
 Start: 13:08 Flag 13:27 End: 13:31

MCRCB BULLETIN TK308

2020 Bennetts British Superbike Championship - Round 3

2020 Honda British Talent Cup

RACE 9 - SECTOR ANALYSIS



SECTOR 1 = FL to I1, SECTOR 2 = I1 to I2 SECTOR 3 = I2 to I3, SECTOR 4 = I3 to FL, DIFF = Difference To Personal Best Lap, P = Crossed Finish Line in Pit Lane, D = Time Disallowed

P19 27		Calum BEACH		Honda - Calum Beach Racing / SP125 Racing						
IDEAL LAP TIME : 1:04.918		BEST LAP TIME : 1:05.424		DIFFERENCE : 0.506						
LAP	SECTOR 1	SECTOR 2	SECTOR 3	SECTOR 4	LAP TIME	MPH	DIFF	TIME OF DAY		
1 -		21.465	126.3	11.097	15.876	115.5	1:09.879	84.51	4.455	13:09:27.851
2 -	17.010	21.542	122.0	11.012	15.865	115.7	1:05.429 (2)	90.26	0.005	13:10:33.280
3 -	16.899	21.405	122.9	11.247	15.897	114.7	1:05.448 (3)	90.23	0.024	13:11:38.728
4 -	17.220	21.843	118.9	11.062	16.030	113.3	1:06.155	89.27	0.731	13:12:44.883
5 -	17.332	21.757	118.1	10.830	16.034	113.7	1:05.953	89.54	0.529	13:13:50.836
6 -	17.197	21.605	118.1	10.982	16.047	112.8	1:05.831	89.70	0.407	13:14:56.667
7 -	17.307	21.647	118.3	10.893	16.038	112.4	1:05.885	89.63	0.461	13:16:02.552
8 -	17.316	21.724	117.7	10.825	16.031	112.2	1:05.896	89.62	0.472	13:17:08.448
9 -	17.275	21.951	118.1	10.959	16.193	112.6	1:06.378	88.97	0.954	13:18:14.826
10 -	17.391	21.564	119.1	10.896	16.102	112.4	1:05.953	89.54	0.529	13:19:20.779
11 -	17.257	21.633	118.3	10.933	16.003	112.4	1:05.826	89.71	0.402	13:20:26.605
12 -	17.178	21.740	118.1	10.779	16.101	112.4	1:05.798	89.75	0.374	13:21:32.403
13 -	17.151	21.627	117.9	10.781	16.035	112.6	1:05.594	90.03	0.170	13:22:37.997
14 -	17.189	21.629	117.7	10.794	16.095	112.2	1:05.707	89.87	0.283	13:23:43.704
15 -	17.190	21.762	117.1	10.781	16.050	112.2	1:05.783	89.77	0.359	13:24:49.487
16 -	17.163	21.668	117.3	10.934	16.644	112.0	1:06.409	88.92	0.985	13:25:55.896
17 -	17.245	21.807	116.3	10.928	16.370	112.9	1:06.350	89.00	0.926	13:27:02.246
18 -	17.074	21.601	119.6	10.749	16.000	112.6	1:05.424 (1)	90.26		13:28:07.670

P20 5		Mason Cade JOHNSON		Honda - Johnson Racing						
IDEAL LAP TIME : 1:04.906		BEST LAP TIME : 1:05.441		DIFFERENCE : 0.535						
LAP	SECTOR 1	SECTOR 2	SECTOR 3	SECTOR 4	LAP TIME	MPH	DIFF	TIME OF DAY		
1 -		21.971	120.2	10.890	16.151	112.0	1:10.882	83.31	5.441	13:09:28.854
2 -	17.031	21.924	117.7	10.812	15.850	113.1	1:05.617 (3)	90.00	0.176	13:10:34.471
3 -	17.059	22.004	116.3	10.871	15.934	112.9	1:05.868	89.65	0.427	13:11:40.339
4 -	16.929	22.169	115.3	10.715	15.934	112.0	1:05.747	89.82	0.306	13:12:46.086
5 -	17.114	21.807	114.9	10.802	15.735	112.9	1:05.458 (2)	90.22	0.017	13:13:51.544
6 -	16.899	21.891	116.1	10.576	16.075	112.6	1:05.441 (1)	90.24		13:14:56.985
7 -	17.076	21.725	115.5	10.895	16.070	113.3	1:05.766	89.79	0.325	13:16:02.751
8 -	17.274	22.034	115.5	10.647	16.010	111.4	1:05.965	89.52	0.524	13:17:08.716
9 -	17.093	22.098	114.3	11.072	15.968	113.7	1:06.231	89.16	0.790	13:18:14.947
10 -	17.201	21.696	114.5	11.184	16.005	111.6	1:06.086	89.36	0.645	13:19:21.033
11 -	17.123	21.817	117.7	10.854	16.066	112.0	1:05.860	89.67	0.419	13:20:26.893
12 -	17.214	21.825	116.7	10.633	16.075	112.2	1:05.747	89.82	0.306	13:21:32.640
13 -	17.032	22.271	112.7	10.742	16.070	111.2	1:06.115	89.32	0.674	13:22:38.755
14 -	17.356	21.832	112.7	10.783	16.066	111.0	1:06.037	89.42	0.596	13:23:44.792
15 -	17.392	22.091	113.3	10.736	16.079	110.5	1:06.298	89.07	0.857	13:24:51.090
16 -	17.468	21.945	114.3	10.722	16.130	111.6	1:06.265	89.12	0.824	13:25:57.355
17 -	17.246	22.035	117.3	10.667	15.928	113.3	1:05.876	89.64	0.435	13:27:03.231
18 -	17.197	22.555	114.3	10.590	15.957	111.4	1:06.299	89.07	0.858	13:28:09.530

Weather / Track : Cloudy / Dry

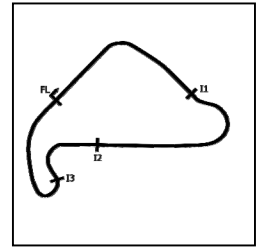
Silverstone National
Circuit Length = 1.6404 miles
Start: 13:08 Flag 13:27 End: 13:31

MCRCB BULLETIN TK308

2020 Bennetts British Superbike Championship - Round 3

2020 Honda British Talent Cup

RACE 9 - SECTOR ANALYSIS



SECTOR 1 = FL to I1, SECTOR 2 = I1 to I2, SECTOR 3 = I2 to I3, SECTOR 4 = I3 to FL, DIFF = Difference To Personal Best Lap, P = Crossed Finish Line in Pit Lane, D = Time Disallowed

P21 14		Evann PENDRILL				Honda - VHC Racing				
IDEAL LAP TIME : 1:02.723		BEST LAP TIME : 1:03.000		DIFFERENCE : 0.277						
LAP	SECTOR 1	SECTOR 2	SECTOR 3	SECTOR 4	LAP TIME	MPH	DIFF	TIME OF DAY		
1 -		21.283	124.7	10.454	15.822	117.0	1:08.796	85.84	5.796	13:09:26.768
2 -	16.758	20.837	121.7	10.232	15.549	115.3	1:03.376	93.18	0.376	13:10:30.144
3 -	16.593	21.074	120.0	10.172	15.477	115.3	1:03.316	93.27	0.316	13:11:33.460
4 -	16.779	21.116	118.1	10.043	15.547	114.5	1:03.485	93.02	0.485	13:12:36.945
5 -	16.946	21.067	117.5	10.119	15.531	113.9	1:03.663	92.76	0.663	13:13:40.608
6 -	16.787	21.154	116.3	10.153	15.478	113.5	1:03.572	92.89	0.572	13:14:44.180
7 -	16.941	21.071	117.9	10.605	15.574	113.5	1:04.191	92.00	1.191	13:15:48.371
8 -	16.845	20.867	118.3	10.108	15.549	113.5	1:03.369	93.19	0.369	13:16:51.740
9 -	16.881	20.923	118.7	10.225	15.564	113.9	1:03.593	92.86	0.593	13:17:55.333
10 -	16.705	20.962	119.4	10.221	15.428	115.1	1:03.316	93.27	0.316	13:18:58.649
11 -	16.659	21.034	118.5	10.172	15.407	115.3	1:03.272 (3)	93.33	0.272	13:20:01.921
12 -	16.680	20.988	119.1	10.067	15.401	115.7	1:03.136 (2)	93.53	0.136	13:21:05.057
13 -	16.689	20.976	119.4	10.071	15.625	114.9	1:03.361	93.20	0.361	13:22:08.418
14 -	16.757	21.474	117.7	10.220	15.337	115.5	1:03.788	92.58	0.788	13:23:12.206
15 -	16.788	21.115	117.1	10.201	15.412	113.9	1:03.516	92.97	0.516	13:24:15.722
16 -	16.805	20.924	119.8	10.211	15.368	114.9	1:03.308	93.28	0.308	13:25:19.030
17 -	16.506	20.995	120.2	10.092	15.407	116.6	1:03.000 (1)	93.74		13:26:22.030
18 -	16.875	21.291	116.9	10.296	15.501	115.1	1:03.963	92.32	0.963	13:27:25.993

P22 2		Rhys COATES				Honda - Ernie Coates Race Support				
IDEAL LAP TIME : 1:02.778		BEST LAP TIME : 1:02.929		DIFFERENCE : 0.151						
LAP	SECTOR 1	SECTOR 2	SECTOR 3	SECTOR 4	LAP TIME	MPH	DIFF	TIME OF DAY		
1 -		21.401	125.9	10.405	15.625	118.4	1:08.371	86.37	5.442	13:09:26.343
2 -	16.701	20.985	124.5	10.318	15.449	117.6	1:03.453	93.07	0.524	13:10:29.796
3 -	16.755	21.066	121.7	10.224	15.319	117.4	1:03.364	93.20	0.435	13:11:33.160
4 -	16.552	20.980	121.5	10.182	15.344	117.2	1:03.058 (2)	93.65	0.129	13:12:36.218
5 -	16.773	21.036	121.5	10.158	15.301	118.0	1:03.268	93.34	0.339	13:13:39.486
6 -	16.600	21.003	120.6	10.199	15.403	117.8	1:03.205 (3)	93.43	0.276	13:14:42.691
7 -	16.719	20.898	121.3	10.191	15.485	117.0	1:03.293	93.30	0.364	13:15:45.984
8 -	16.599	20.902	120.2	10.065	15.363	117.6	1:02.929 (1)	93.84		13:16:48.913
9 -	16.650	20.903	122.4	10.462	15.686	117.8	1:03.701	92.70	0.772	13:17:52.614
10 -	16.704	22.101	119.1	10.160	15.528	114.9	1:04.493	91.57	1.564	13:18:57.107
11 -	16.883	21.084	120.0	10.192	15.627	115.9	1:03.786	92.58	0.857	13:20:00.893
12 -	16.737	21.026	120.4	10.151	15.468	116.3	1:03.382	93.17	0.453	13:21:04.275
13 -	17.038	21.200	120.2	10.143	15.581	115.3	1:03.962	92.33	1.033	13:22:08.237
14 -	16.847	21.487	117.5	10.494	15.316	116.3	1:04.144	92.06	1.215	13:23:12.381
15 -	16.643	21.179	118.3	10.400	15.373	119.3	1:03.595	92.86	0.666	13:24:15.976
16 -	16.632	21.198	121.5	10.306	15.263	117.2	1:03.399	93.15	0.470	13:25:19.375
17 -	16.869	21.045	120.4	10.091	15.339	117.4	1:03.344	93.23	0.415	13:26:22.719
18 -	16.659	21.098	120.9	10.315	15.410	118.0	1:03.482	93.02	0.553	13:27:26.201

P23 69		Gary SCOTT				Honda - Scott Racing				
IDEAL LAP TIME : 1:03.323		BEST LAP TIME : 1:03.438		DIFFERENCE : 0.115						
LAP	SECTOR 1	SECTOR 2	SECTOR 3	SECTOR 4	LAP TIME	MPH	DIFF	TIME OF DAY		
1 -		21.298	124.2	10.541	15.878	116.6	1:08.694	85.97	5.256	13:09:26.666
2 -	17.037	21.014	123.8	10.137	17.289	107.1	1:05.477	90.19	2.039	13:10:32.143
3 -	17.533	21.343	118.9	10.219	15.565	115.7	1:04.660	91.33	1.222	13:11:36.803
4 -	16.791	21.013	120.6	9.989	15.645	114.5	1:03.438 (1)	93.09		13:12:40.241
5 -	17.181	21.419	119.4	10.204	15.950	114.9	1:04.754	91.20	1.316	13:13:44.995
6 -	16.975	21.108	119.1	10.069	15.543	114.9	1:03.695 (3)	92.71	0.257	13:14:48.690
7 -	16.962	21.084	119.8	9.976	15.624	114.9	1:03.646 (2)	92.78	0.208	13:15:52.336
8 -	17.101	21.330	118.1	10.060	15.622	114.1	1:04.113	92.11	0.675	13:16:56.449
9 -	17.293	24.398	116.7	10.275	15.827	112.2	1:07.793	87.11	4.355	13:18:04.242
10 -	17.207	21.463	117.3	10.148	15.742	111.8	1:04.560	91.47	1.122	13:19:08.802
11 -	17.162	21.395	115.1	10.292	15.732	112.6	1:04.581	91.44	1.143	13:20:13.383
12 -	17.187	21.470	117.1	10.298	15.769	112.6	1:04.724	91.24	1.286	13:21:18.107
13 -	17.324	22.522	106.6	11.106	IN PIT		1:12.792 P	81.13	9.354	13:22:30.899

Weather / Track : Cloudy / Dry

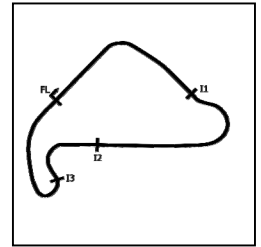
Silverstone National
Circuit Length = 1.6404 miles
Start: 13:08 Flag 13:27 End: 13:31

MCRCB BULLETIN TK308

2020 Bennetts British Superbike Championship - Round 3

2020 Honda British Talent Cup

RACE 9 - SECTOR ANALYSIS



SECTOR 1 = FL to I1, SECTOR 2 = I1 to I2 SECTOR 3 = I2 to I3, SECTOR 4 = I3 to FL, DIFF = Difference To Personal Best Lap, P = Crossed Finish Line in Pit Lane, D = Time Disallowed

P24 46		Elliott DUFTON		Honda - D&D Racing							
IDEAL LAP TIME : 1:02.042		BEST LAP TIME : 1:02.516		DIFFERENCE : 0.474							
LAP	SECTOR 1	SECTOR 2		SECTOR 3		SECTOR 4		LAP TIME	MPH	DIFF	TIME OF DAY
1 -		20.669	127.0	10.133	15.366	116.8	1:06.692	88.55	4.176	13:09:24.664	
2 -	16.657	20.808	120.4	10.194	15.407	115.1	1:03.066	93.64	0.550	13:10:27.730	
3 -	16.844	21.131	119.8	10.274	15.466	118.7	1:03.715	92.68	1.199	13:11:31.445	
4 -	16.404	20.746	125.6	10.196	15.170	118.0	1:02.516 (1)	94.46		13:12:33.961	
5 -	16.636	21.034	120.2	10.227	15.304	118.7	1:03.201	93.44	0.685	13:13:37.162	
6 -	16.650	20.928	124.5	10.244	15.379	114.7	1:03.201	93.44	0.685	13:14:40.363	
7 -	16.900	20.621	124.9	9.940	15.196	116.6	1:02.657 (2)	94.25	0.141	13:15:43.020	
8 -	16.699	20.730	122.4	9.998	15.354	115.5	1:02.781 (3)	94.06	0.265	13:16:45.801	

Weather / Track : Cloudy / Dry

Silverstone National
 Circuit Length = 1.6404 miles
 Start: 13:08 Flag 13:27 End: 13:31

MCRCB BULLETIN TK309

2020 Bennetts British Superbike Championship - Round 3

2020 Honda British Talent Cup

RACE 9 - BEST SECTORS

SECTOR 1				SECTOR 2				SECTOR 3				SECTOR 4				IDEAL / BEST COMPARISON					
POS	NO	NAME	TIME	NO	NAME	TIME	NO	NAME	TIME	NO	NAME	TIME	NO	NAME	TIME	POS	NO	NAME	IDEAL	BEST	DIFF
																			PERFECT LAP	1:01.015	
1	17	BOURNE	16.128	72	O'GORMA	20.316	16	CLARIDG	9.657	17	BOURNE	14.914	1	16	CLARIDGE		16	CLARIDGE	1:01.244	1:01.466	0.222
2	52	BELFORD	16.174	8	O'SHEA	20.338	72	O'GORMA	9.672	52	BELFORD	14.953	2	72	O'GORMAN		72	O'GORMAN	1:01.282	1:01.532	0.250
3	16	CLARIDG	16.182	52	BELFORD	20.338	8	O'SHEA	9.704	72	O'GORMA	15.019	3	17	BOURNE		17	BOURNE	1:01.298	1:01.872	0.574
4	74	COOK	16.191	16	CLARIDG	20.376	71	FARRER	9.752	74	COOK	15.027	4	52	BELFORD		52	BELFORD	1:01.380	1:01.833	0.453
5	48	WALKER	16.246	71	FARRER	20.382	74	COOK	9.821	16	CLARIDG	15.029	5	8	O'SHEA		8	O'SHEA	1:01.403	1:01.624	0.221
6	8	O'SHEA	16.260	17	BOURNE	20.385	17	BOURNE	9.871	75	GARNES	15.040	6	74	COOK		74	COOK	1:01.436	1:01.724	0.288
7	71	FARRER	16.266	74	COOK	20.397	52	BELFORD	9.915	71	FARRER	15.075	7	71	FARRER		71	FARRER	1:01.475	1:01.768	0.293
8	72	O'GORMA	16.275	75	GARNES	20.450	46	DUFTON	9.940	48	WALKER	15.083	8	75	GARNES		75	GARNES	1:01.927	1:02.108	0.181
9	37	TINKER	16.329	65	ROWAN	20.506	7	LYONS	9.949	8	O'SHEA	15.101	9	48	WALKER		48	WALKER	1:01.981	1:02.213	0.232
10	43	HITCHCO	16.347	46	DUFTON	20.528	37	TINKER	9.956	46	DUFTON	15.170	10	46	DUFTON		46	DUFTON	1:02.042	1:02.516	0.474
11	65	ROWAN	16.373	43	HITCHCO	20.537	69	SCOTT	9.976	43	HITCHCO	15.192	11	43	HITCHCOCK		43	HITCHCOCK	1:02.064	1:02.469	0.405
12	46	DUFTON	16.404	48	WALKER	20.590	43	HITCHCO	9.988	37	TINKER	15.211	12	37	TINKER		37	TINKER	1:02.117	1:02.322	0.205
13	75	GARNES	16.424	15	CROSBY	20.611	15	CROSBY	10.011	15	CROSBY	15.254	13	15	CROSBY		15	CROSBY	1:02.311	1:02.544	0.233
14	15	CROSBY	16.435	37	TINKER	20.621	75	GARNES	10.013	2	COATES	15.263	14	65	ROWAN		65	ROWAN	1:02.402	1:02.671	0.269
15	7	LYONS	16.493	44	HILL	20.679	14	PENDRIL	10.043	65	ROWAN	15.269	15	44	HILL		44	HILL	1:02.579	1:02.910	0.331
16	44	HILL	16.495	66	THOMAS	20.703	44	HILL	10.052	11	DOBSON	15.300	16	7	LYONS		7	LYONS	1:02.674	1:03.000	0.326
17	14	PENDRIL	16.506	7	LYONS	20.778	48	WALKER	10.062	66	THOMAS	15.331	17	14	PENDRILL		14	PENDRILL	1:02.723	1:03.000	0.277
18	2	COATES	16.552	11	DOBSON	20.819	2	COATES	10.065	14	PENDRIL	15.337	18	2	COATES		2	COATES	1:02.778	1:02.929	0.151
19	66	THOMAS	16.619	14	PENDRIL	20.837	66	THOMAS	10.144	44	HILL	15.353	19	66	THOMAS		66	THOMAS	1:02.797	1:02.953	0.156
20	11	DOBSON	16.653	2	COATES	20.898	65	ROWAN	10.254	90	COOK	15.386	20	11	DOBSON		11	DOBSON	1:03.032	1:03.228	0.196
21	69	SCOTT	16.791	69	SCOTT	21.013	11	DOBSON	10.260	7	LYONS	15.454	21	69	SCOTT		69	SCOTT	1:03.323	1:03.438	0.115
22	90	COOK	16.882	90	COOK	21.187	90	COOK	10.385	69	SCOTT	15.543	22	90	COOK		90	COOK	1:03.840	1:04.136	0.296
23	27	BEACH	16.899	27	BEACH	21.405	5	JOHNSON	10.576	5	JOHNSON	15.735	23	5	JOHNSON		5	JOHNSON	1:04.906	1:05.441	0.535
24	5	JOHNSON	16.899	5	JOHNSON	21.696	27	BEACH	10.749	27	BEACH	15.865	24	27	BEACH		27	BEACH	1:04.918	1:05.424	0.506

Weather / Track : Cloudy / Dry

Silverstone National
 Circuit Length = 1.6404 miles
 Start: 13:08 Flag 13:27 End: 13:31

Results can be found at www.tsl-timing.com

Printed - 13:49 Sunday, 06 September 2020

MCRCB BULLETIN TK310**2020 Bennetts British Superbike Championship - Round 3****2020 Honda British Talent Cup****RACE 9 - BEST SPEEDS**

POS	INTERMEDIATE 1		INTERMEDIATE 2		INTERMEDIATE 3		FINISH LINE		
	NO	NAME	MPH	NO	NAME	MPH	NO	NAME	MPH
1			65	ROWAN	130.0		52	BELFORD	123.3
2			75	GARNESS	128.5		75	GARNESS	122.9
3			52	BELFORD	127.8		43	HITCHCOCK	122.0
4			43	HITCHCOCK	127.5		65	ROWAN	122.0
5			8	O'SHEA	127.3		48	WALKER	121.7
6			71	FARRER	127.3		72	O'GORMAN	121.3
7			66	THOMAS	127.0		71	FARRER	121.3
8			46	DUFTON	127.0		17	BOURNE	121.1
9			15	CROSBY	126.8		74	COOK	121.1
10			48	WALKER	126.6		8	O'SHEA	120.4
11			27	BEACH	126.3		16	CLARIDGE	120.0
12			17	BOURNE	126.1		15	CROSBY	119.7
13			74	COOK	126.1		2	COATES	119.3
14			44	HILL	125.9		46	DUFTON	118.7
15			2	COATES	125.9		37	TINKER	118.4
16			72	O'GORMAN	125.2		66	THOMAS	118.2
17			16	CLARIDGE	124.9		11	DOBSON	118.0
18			7	LYONS	124.7		7	LYONS	117.8
19			14	PENDRILL	124.7		90	COOK	117.6
20			11	DOBSON	124.5		44	HILL	117.0
21			37	TINKER	124.2		14	PENDRILL	117.0
22			69	SCOTT	124.2		69	SCOTT	116.6
23			90	COOK	123.3		27	BEACH	115.7
24			5	JOHNSON	120.2		5	JOHNSON	113.7

Weather / Track : Cloudy / Dry

Results can be found at www.tsl-timing.comSilverstone National
Circuit Length = 1.6404 miles
Start: 13:08 Flag 13:27 End: 13:31

Printed - 13:50 Sunday, 06 September 2020

MCRCB BULLETIN TK311

2020 Bennetts British Superbike Championship - Round 3

2020 Honda British Talent Cup

RACE 9 - STATISTICS

Competitors Started 24
Planned Start 2020-09-06 @ 13:05:00.000
Actual Start 2020-09-06 @ 13:08:17.971
Finish Time 2020-09-06 @ 13:27:15.717
Track Length 1.6404mi.
Total Laps 423
Total Distance Covered 693.9160mi.

Session Fastest Lap History

NO	NAME	LAP TIME	TIME OF DAY	LAP	VEHICLE
72	Casey O'GORMAN	1:02.255	13:10:24.928	2	Honda
16	Harvey CLARIDGE	1:02.230	13:10:25.001	2	Honda
8	Eddie O'SHEA	1:02.140	13:10:25.288	2	Honda
8	Eddie O'SHEA	1:01.957	13:11:27.193	3	Honda
71	Charlie FARRER	1:01.824	13:11:27.589	3	Honda
72	Casey O'GORMAN	1:01.760	13:13:31.867	5	Honda
72	Casey O'GORMAN	1:01.736	13:15:35.411	7	Honda
72	Casey O'GORMAN	1:01.558	13:16:36.968	8	Honda
16	Harvey CLARIDGE	1:01.466	13:16:37.024	8	Honda

Session Leader History

NO	NAME	FROM LAP	LAPS LED	DISTANCE	VEHICLE
72	Casey O'GORMAN	1	2	3.28 miles	Honda
16	Harvey CLARIDGE	3	1	1.64 miles	Honda
8	Eddie O'SHEA	4	1	1.64 miles	Honda
72	Casey O'GORMAN	5	5	8.20 miles	Honda
16	Harvey CLARIDGE	10	3	4.92 miles	Honda
72	Casey O'GORMAN	13	7	11.48 miles	Honda

Flag History

TYPE	TIME OF DAY
GREEN	13:08:17.971
FINISH	13:27:15.717

Flag Statistics

TYPE	COUNT	TOTAL LAPS	TOTAL TIME
Green	1	19	22:46.576
Red	0	0	0.000
Safety Car	0	0	0.000
FCY	0	0	0.000

Weather / Track : Cloudy / Dry

Silverstone National
Circuit Length = 1.6404 miles
Start: 13:08 Flag 13:27 End: 13:31

Results can be found at www.tsl-timing.com

Printed - 13:50 Sunday, 06 September 2020

MCRCB BULLETIN TK312

2020 Bennetts British Superbike Championship - Round 3

2020 Honda British Talent Cup

RACE 9 - SESSION NOTES

TIME	MESSAGE
12:50:11	PITLANE OPEN
12:55:03	PITLANE CLOSED
12:58:03	5 MINUTES TO WARM UP LAPS
13:00:17	3 MINUTES TO WARM UP LAPS
13:00:19	3 MINUTES TO WARM UP LAP
13:02:02	1 MINUTE TO WARM UP LAPS
13:02:28	30 SECONDS TO WARM UP LAPS
13:02:42	GREEN FLAG - 2 WARM UP LAPS
13:05:02	RACE START
13:06:13	START ABORTED - 30 SECS - 1 WARM UP LAP
13:06:23	GREEN FLAG - WARM UP LAP
13:06:24	GREEN FLAG - 1 WARM UP LAP
13:06:46	GREEN FLAG - WARM UP LAP
13:06:46	NEW RACE DISTANCE 24 LAPS
13:07:29	RACE START
13:07:29	NEW RACE DISTANCE 24 LAPS
13:09:56	NO JUMP STARTS
13:13:33	BLACK/WHITE FLAG NO. 16 - TRACK LIMITS WARNING
13:18:34	NO. 46 - FALLER AT T5 - RIDER BEING ASSESSED
13:21:34	NO. 16 LONG LAP PENALTY - #16 ADVANTAGE GAINED UNDER YELLOW FLAG
13:22:52	NO.69 ENTERED PITS
13:23:58	NO. 16 LONG LAP PENALTY - #16 ADVANTAGE GAINED UNDER YELLOW FLAG
13:23:59	DID NOT COMPLETE PENALTY - SANCTION REPEATED
13:25:38	#16 RIDE THROUGH PENALTY - DID NOT COMPLETE LONG LAP
13:29:33	#16 RIDE THROUGH EQUIVALENT TIME PENALTY - 25 SECS

Weather / Track : Cloudy / Dry

Results can be found at www.tsl-timing.com

Silverstone National
Circuit Length = 1.6404 miles
Start: 13:08 Flag 13:27 End: 13:31

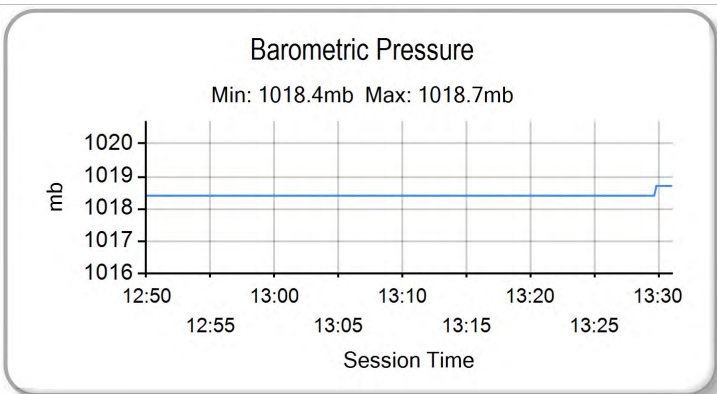
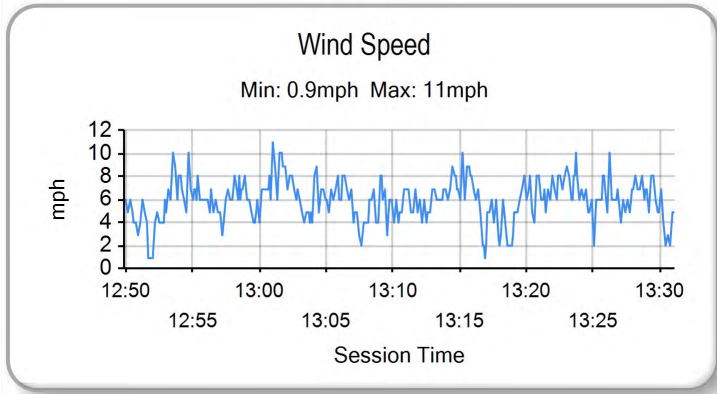
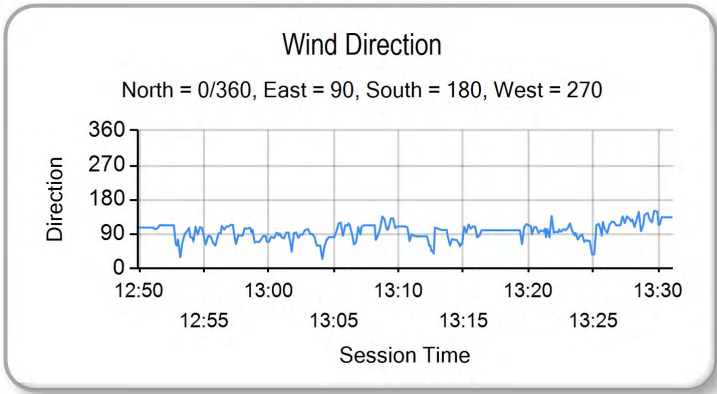
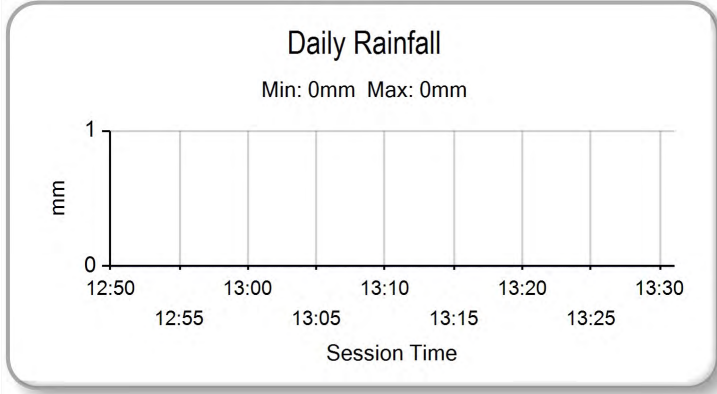
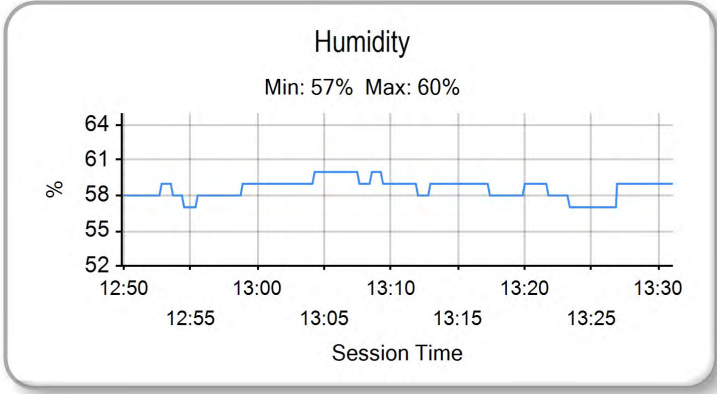
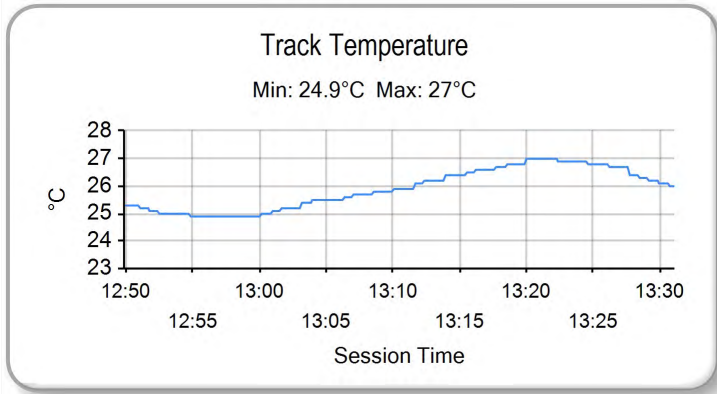
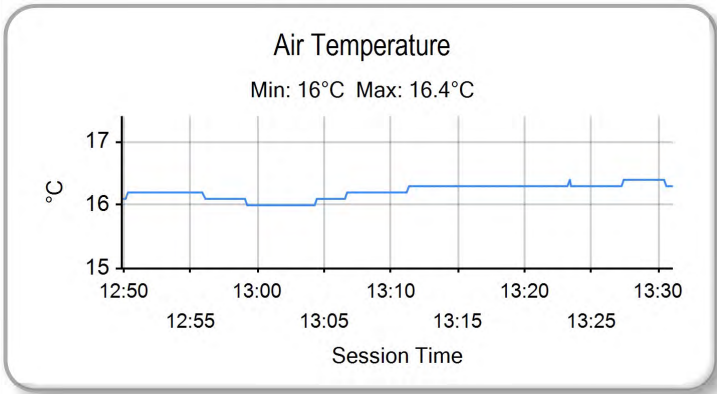
Printed - 13:51 Sunday, 06 September 2020

MCRCB BULLETIN TK313

2020 Bennetts British Superbike Championship - Round 3

2020 Honda British Talent Cup

RACE 9 - WEATHER CONDITIONS



Weather / Track : Cloudy / Dry

Results can be found at www.tsl-timing.com

Silverstone National
Circuit Length = 1.6404 miles
Start: 13:08 Flag 13:27 End: 13:31

Printed - 13:51 Sunday, 06 September 2020

MCRCB BULLETIN TK314

2020 Honda British Talent Cup

RIDERS POINTS AFTER ROUND 6



		TOTAL	GAP	DIFF											Wins	Seconds	Thirds	
					1	2	3	4	5	6	7	8	9	10				
					7th-9th August	Donington Park National	21st-23rd August	Snetterton 300	4th-6th September	Silverstone National	2nd-4th October	Donington Park GP	16th-18th October	Brands Hatch GP				
1	Eddie O'SHEA	98			11	11	20	20	16	20						0	3	1
2	Franco BOURNE	94	4		20	25	25		13	11						2	1	0
3	Charlie FARRER	86	12	8	16		16	13	25	16						1	0	3
4	Harvey CLARIDGE	77	21	9	8	20	13	16	20							0	2	1
5	Casey O'GORMAN	75	23	2	25		25		25							3	0	0
6	Evan BELFORD	47	51	28		13		10	11	13						0	0	0
7	Elliott DUFTON	45	53	2	6	10	11	11	7							0	0	0
8	Harrison CROSBY	44	54	1	5	7	9	9	6	8						0	0	0
9	Ryan HITCHCOCK	42	56	2	4	8	6	7	8	9						0	0	0
10	Corey TINKER	39	59	3	10		10	8	5	6						0	0	0
11	James COOK	38	60	1	7	6		5	10	10						0	0	0
12	Ollie WALKER	37	61	1	3	9	8	6	4	7						0	0	0
13	Bailey STUART-CAMPBELL	32	66	5	9	16	7									0	0	1
14	Jamie LYONS	18	80	14	13				2	3						0	0	0
15	Jonathan GARNES	15	83	3				1	9	5						0	0	0
16	Annabel THOMAS	10	88	5			5	3	1	1						0	0	0
17	Evann PENDRILL	9	89	1	1		4	4								0	0	0
18	Sullivan MOUNSEY	8	90	1	2	5	1									0	0	0
19	Lucas HILL	8	90	0			3		3	2						0	0	0
20	Rossi DOBSON	5	93	3		3		2								0	0	0
21	Gary SCOTT	4	94	1		4										0	0	0
22	Alexander ROWAN	4	94	0						4						0	0	0
23	Rhys COATES	2	96	2		2										0	0	0
24	Josh HIATT	2	96	0			2									0	0	0
25	Calum BEACH	1	97	1		1										0	0	0