



HONDA BRITISH TALENT CUP

Round 3

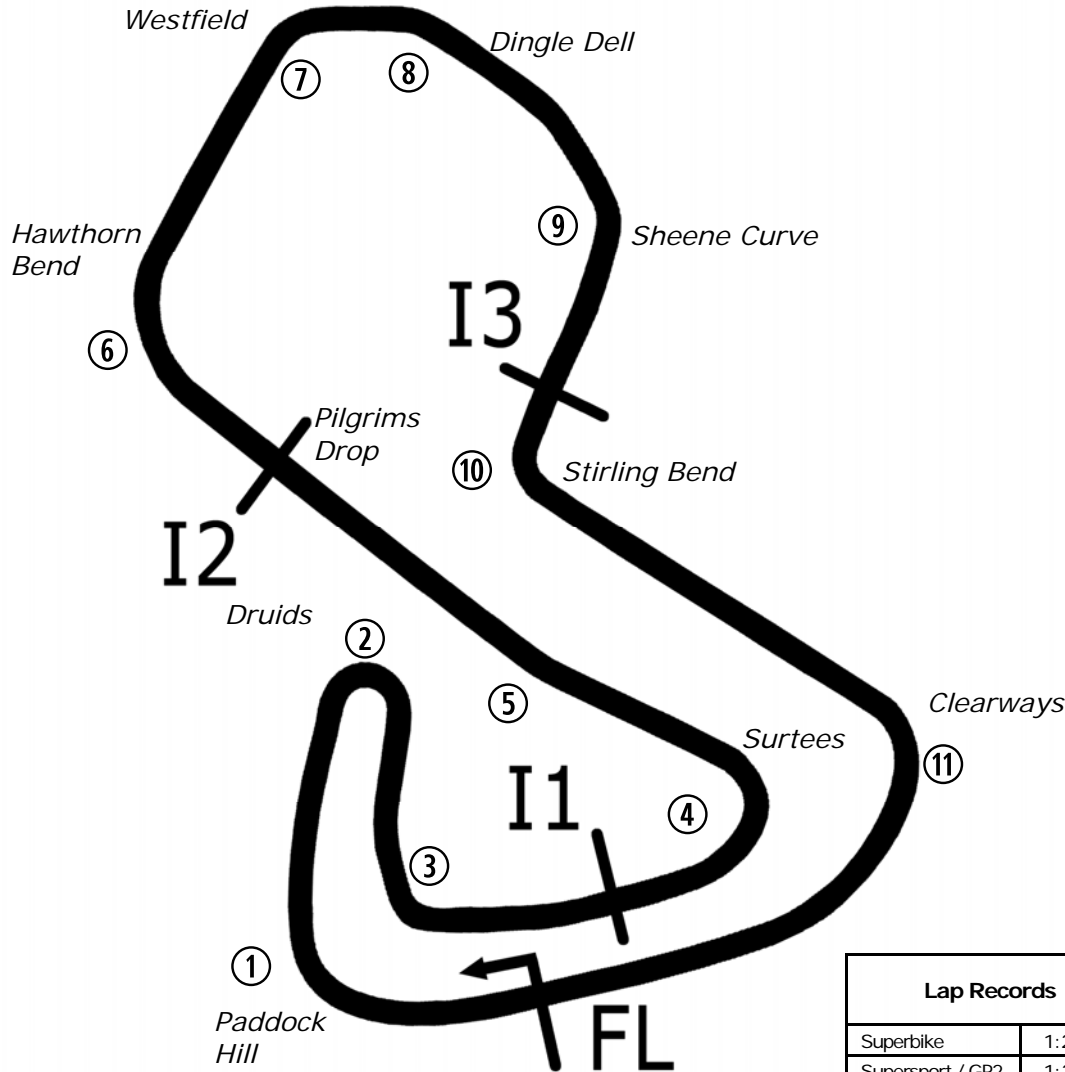
Silverstone National

4th – 6th September 2020

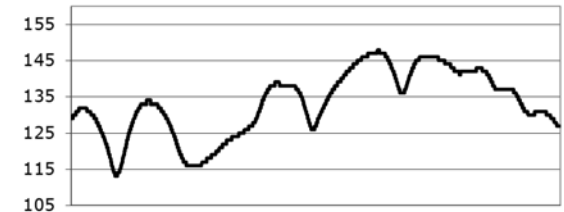


Results Provided by Timing Solutions Ltd
www.tsl-timing.com

Brands Hatch GP



Circuit Altitude (m)



Length	2.4332 miles	3916.0 m	
FL		51.36032 N	0.26032 E
I1	1116m	51.35934 N	0.25955 E
I2	1796m	51.35628 N	0.22660 E
I3	2928m	51.35532 N	0.26250 E
Pit Entry	3646m	51.35911 N	0.25743 E
Pit Exit	83m after FL	51.36017 N	0.26051 E
Pit Entry–Pit Exit 332m, 19.9s @60kph, 14.9s @80kph			

Lap Records		Best Sector Information							
		Sector 1 (FL - I1)	I1 Trap (mph)	Sector 2 (I1 - I2)	I2 Trap (mph)	Sector 3 (I2 - I3)	I3 Trap (mph)	Sector 4 (I3 - FL)	F/L Trap (mph)
Superbike	1:24.873	26.954	131.5	14.513	169.8	23.022	103.0	19.625	166.9
Supersport / GP2	1:27.675	27.760	123.3	15.236	156.7	23.473	101.2	20.581	156.8
Superstock 1000	1:27.160	27.681	127.5	14.926	164.8	23.527	100.6	20.299	163.6
Superstock 600	1:29.845	28.321	119.6	15.580	153.5	23.915	100.4	20.969	149.8
Sidecar 600	1:32.055	29.234	108.7	16.800	134.4	23.856	98.1	22.043	130.3
Ducati Cup	1:29.814	28.510	120.4	15.555	153.9	24.294	97.6	21.016	150.4
BTC 2020	TBE	TBE	TBE	TBE	TBE	TBE	TBE	TBE	TBE
Junior Supersport	1:40.562	31.268	97.2	18.434	120.0	26.096	92.8	23.956	117.9



2020 Honda British Talent Cup RIDER PERFORMANCE CHART AFTER ROUND 8

#	NAME / BIKE	7th-9th August Donington Park National		21st-23rd August Snetterton 300		4th-6th September Silverstone National		2nd-4th October Donington Park GP		16th-18th October Brands Hatch GP	
		1	2	3	4	5	6	7	8	9	10
2	Rhys COATES	DF	14	18	19	18	DF	DF	21		
4	Sullivan MOUNSEY	14	11	15	16			13	DF		
5	Mason Cade JOHNSON					DF	20	12	17		
7	Jamie LYONS	4	DNS	DF	DF	14	13	DF	13		
8	Eddie O'SHEA	5	5	2	2	3	2	2 *	4		
11	Rossi DOBSON	16	13	17	14	16	17	DF	15		
14	Evann PENDRILL	15	16	12	12	19	DF	DF	20		
15	Harrison CROSBY	11	9	7	7	10	8	11	10		
16	Harvey CLARIDGE	8	2	4	3	2 *	16 *	1	DF		
17	Franco BOURNE	2	1	1 *	DF	4	5	5	5		
27	Calum BEACH	DF	15	DF	18	20	19	18	24		
29	Lucas BROWN							15	11		
37	Corey TINKER	6	DNS	6	8	11	10	7	6		
43	Ryan HITCHCOCK	12	8	10	9	8	7	10	7		
44	Lucas HILL	17	17	13	21	13	14	DF	23		
46	Elliott DUFTON	10	6	5	5	9	DF	8	12		
48	Ollie WALKER	13	7	8	10	12	9	DF	9		
50	Aditya BEHAL	DF	DF								
52	Evan BELFORD	DF	4	20	6	5	4	DF	2		
57	Josh HIATT	19	DNS	14	17						
61	Harrison MACKAY							17	22		
65	Alexander ROWAN	21	18	19	20	DF	12	DF	25		
66	Annabel THOMAS	20	DF	11	13	15	15	DF	16		
69	Gary SCOTT	18	12	16	DF	17	DF	9	18		
71	Charlie FARRER	3	DNS	3	4 *	1	3	3	1 *		
72	Casey O'GORMAN	1 *	DF	DF	1	DF	1	4	3		
74	James COOK	9	10	22	11	6	6	6	8		
75	Jonathan GARNES			DF	15	7	11	16	14		
90	Harry COOK	22	19	21	DF	21	18	14	19		
99	Bailey STUART-CAMPBELL	7	3	9	DF						

* Denotes Fastest Lap | DF = Did Not Finish | NQ = Did Not Qualify | DNS = Did Not Start

NC = Finished but Not Classified | EX = Excluded | Change of Team/Machine ||

Denotes Pole Position

FREE PRACTICE 1 - CLASSIFICATION

POS	NO	NAME	NAT	ENTRY	TIME	ON	LAPS	GAP	DIFF	MPH
1	8	Eddie O'SHEA	GBR	Honda - WAM	1:42.003	13	13			85.87
2	17	Franco BOURNE	GBR	Honda - Franco Bourne Racing / SP125 Racing	1:42.235	8	8	0.232	0.232	85.68
3	16	Harvey CLARIDGE	GBR	Honda - City Lifting / SP125 Racing	1:42.898	11	12	0.895	0.663	85.13
4	71	Charlie FARRER	GBR	Honda - Victoria House Racing Academy / Mortimer Racir	1:43.111	8	8	1.108	0.213	84.95
5	52	Evan BELFORD	GBR	Honda - City Lifting by RS Racing	1:43.113	11	11	1.110	0.002	84.95
6	72	Casey O'GORMAN	GBR	Honda - Microlise Cresswell Racing	1:43.198	13	14	1.195	0.085	84.88
7	37	Corey TINKER	GBR	Honda - Stauff Fluid Power Academy	1:44.355	13	13	2.352	1.157	83.94
8	5	Mason Cade JOHNSON	GBR	Honda - Johnson Racing	1:44.489	13	13	2.486	0.134	83.83
9	7	Jamie LYONS	GBR	Honda - Jamie Lyons Racing	1:44.560	14	14	2.557	0.071	83.77
10	74	James COOK	GBR	Honda - Wilson Racing	1:45.540	11	13	3.537	0.980	83.00
11	29	Lucas BROWN	GBR	Honda - Amphibian Scaffolding / SP125 Racing	1:45.704	13	13	3.701	0.164	82.87
12	4	Sullivan MOUNSEY	GBR	Honda - Lloyd & Jones PR Racing	1:46.569	13	13	4.566	0.865	82.19
13	11	Rossi DOBSON	GBR	Honda - Rossi Dobson	1:47.212	13	14	5.209	0.643	81.70
14	66	Annabel THOMAS	GBR	Honda - Microlise Cresswell Racing	1:47.548	9	12	5.545	0.336	81.45
15	15	Harrison CROSBY	GBR	Honda - Banks Racing	1:47.570	12	12	5.567	0.022	81.43
16	57	Josh HIATT	GBR	Honda - Wilson Racing	1:48.614	10	12	6.611	1.044	80.65
17	75	Jonathan GARNES	GBR	Honda - Microlise Cresswell Racing	1:48.653	13	13	6.650	0.039	80.62
18	43	Ryan HITCHCOCK	GBR	Honda - Wilson Racing	1:48.885	12	12	6.882	0.232	80.45
19	48	Ollie WALKER	GBR	Honda - Moto Rapido / SP125 Racing	1:48.976	10	11	6.973	0.091	80.38
20	90	Harry COOK	GBR	Honda - JDF Racing	1:50.277	10	11	8.274	1.301	79.43
21	44	Lucas HILL	GBR	Honda - Ashcourt Racing	1:50.459	12	12	8.456	0.182	79.30
22	2	Rhys COATES	GBR	Honda - Ernie Coates Race Support	1:50.497	11	14	8.494	0.038	79.27
23	96	Rossi BANHAM	GBR	Honda - MJL Racing	1:51.510	12	13	9.507	1.013	78.55
24	99	Bailey STUART-CAMPBELL	GBR	Honda - 151s S-C Racing	1:52.076	10	10	10.073	0.566	78.15

QUALIFYING LAPTIME (110.0% of 1:42.003) = 1:52.203

25	65	Alexander ROWAN	GBR	Honda - Alexander Rowan Racing	1:53.088	10	11	11.085	1.012	77.46
26	46	Elliott DUFTON	GBR	Honda - D&D Racing	1:54.026	8	8	12.023	0.938	76.82
27	14	Evann PENDRILL	GBR	Honda - VHC Racing	1:54.091	8	10	12.088	0.065	76.77
28	27	Calum BEACH	GBR	Honda - Calum Beach Racing / SP125 Racing	1:54.836	10	10	12.833	0.745	76.28
29	69	Gary SCOTT	GBR	Honda - Scott Racing						

Weather / Track : Cloudy / Dry

These results are provisional until the conclusion of any judicial and technical matters.

Brands Hatch GP

Circuit Length = 2.4332 miles

Start: 10:00 Flag 10:25 End: 10:27

Race Director :	Stewards :	Timekeeper :
-----------------	------------	--------------

Results can be found at www.britishsuperbike.com

Printed - 10:27 Friday, 16 October 2020

MCRCB BULLETIN TK009

2020 Bennetts British Superbike Championship - Round 6

2020 Honda British Talent Cup

FREE PRACTICE 1 - SECTOR ANALYSIS



SECTOR 1 = FL to I1, SECTOR 2 = I1 to I2 SECTOR 3 = I2 to I3, SECTOR 4 = I3 to FL, DIFF = Difference To Personal Best Lap, P = Crossed Finish Line in Pit Lane, D = Time Disallowed

P1		8		Eddie O'SHEA				Honda - WAM				
IDEAL LAP TIME : 1:41.999		BEST LAP TIME : 1:42.003		DIFFERENCE : 0.004								
LAP	SECTOR 1	SECTOR 2	SECTOR 3	SECTOR 4	LAP TIME	MPH	DIFF	TIME OF DAY				
1 -	OUTLAP	74.2	20.866	105.8	33.485	62.7	27.632	116.3	2:03.342	71.02	21.339	10:04:39.547
2 -	37.221	83.6	19.842	106.8	31.282	65.9	27.363	118.9	1:55.708	75.70	13.705	10:06:35.255
3 -	36.398	82.3	19.521	107.5	30.587	69.0	26.065	118.3	1:52.571	77.81	10.568	10:08:27.826
4 -	34.634	89.1	19.169	117.7	29.026	70.1	25.456	119.8	1:48.285	80.89	6.282	10:10:16.111
5 -	34.722	93.4	18.942	116.3	28.772	72.9	25.477	118.7	1:47.913	81.17	5.910	10:12:04.024
6 -	34.038	97.5	18.603	112.5	29.383	73.9	25.183	119.8	1:47.207	81.70	5.204	10:13:51.231
7 -	33.449	98.2	18.787	119.6	28.471	74.7	24.963	119.8	1:45.670	82.89	3.667	10:15:36.901
8 -	33.027	96.0	18.591	119.6	28.113	74.7	25.205	118.1	1:44.936	83.47	2.933	10:17:21.837
9 -	33.247	98.1	18.796	121.3	28.071	78.1	24.821	118.1	1:44.935	83.47	2.932	10:19:06.772
10 -	32.541	100.3	18.538	119.6	29.200	71.2	25.491	119.4	1:45.770	82.81	3.767	10:20:52.542
11 -	32.563	100.1	18.955	119.4	27.627	77.6	25.567	118.3	1:44.712 (3)	83.65	2.709	10:22:37.254
12 -	33.026	96.6	18.660	119.4	27.602	77.2	24.676	119.4	1:43.964 (2)	84.25	1.961	10:24:21.218
13 -	31.808	100.7	18.175	120.4	27.606	77.5	24.414	120.6	1:42.003 (1)	85.87		10:26:03.221

P2		17		Franco BOURNE				Honda - Franco Bourne Racing / SP125 Racing				
IDEAL LAP TIME : 1:42.235		BEST LAP TIME : 1:42.235		DIFFERENCE : 0.000								
LAP	SECTOR 1	SECTOR 2	SECTOR 3	SECTOR 4	LAP TIME	MPH	DIFF	TIME OF DAY				
1 -	OUTLAP	83.1	20.207	117.1	30.554	65.6	26.710	114.5	1:54.521	76.49	12.286	10:02:54.038
2 -	33.975	92.1	19.263	118.9	28.623	73.4	26.011	116.9	1:47.872	81.20	5.637	10:04:41.910
3 -	33.531	94.2	18.918	121.5	28.247	72.6	25.617	117.1	1:46.313	82.39	4.078	10:06:28.223
4 -	33.510	95.5	18.715	120.9	28.026	72.2	25.698	116.1	1:45.949	82.67	3.714	10:08:14.172
5 -	32.585	94.6	18.929	119.4	27.216	78.1	24.885	117.5	1:43.615 (2)	84.54	1.380	10:09:57.787
6 -	32.856	88.4	19.723	119.6	27.391	76.5	24.842	116.3	1:44.812 (3)	83.57	2.577	10:11:42.599
7 -	32.933	91.9	19.341	117.5	27.458	77.4	25.095	116.1	1:44.827	83.56	2.592	10:13:27.426
8 -	32.178	96.8	18.704	119.4	26.867	80.7	24.486	116.1	1:42.235 (1)	85.68		10:15:09.661

P3		16		Harvey CLARIDGE				Honda - City Lifting / SP125 Racing				
IDEAL LAP TIME : 1:42.810		BEST LAP TIME : 1:42.898		DIFFERENCE : 0.088								
LAP	SECTOR 1	SECTOR 2	SECTOR 3	SECTOR 4	LAP TIME	MPH	DIFF	TIME OF DAY				
1 -	OUTLAP	93.3	20.263	116.9	29.983	72.1	26.248	116.1	1:53.101	77.45	10.203	10:02:54.518
2 -	33.639	93.3	19.112	120.4	28.241	74.7	26.312	116.7	1:47.304	81.63	4.406	10:04:41.822
3 -	33.364	98.1	18.876	120.4	28.386	75.2	25.657	115.9	1:46.283	82.41	3.385	10:06:28.105
4 -	33.952	94.7	18.609	122.6	28.791	76.5	26.079	116.3	1:47.431	81.53	4.533	10:08:15.536
5 -	33.845	88.4	19.650	120.9	27.940	78.4	25.152	116.1	1:46.587	82.18	3.689	10:10:02.123
6 -	32.654	99.1	18.501	121.3	28.736	74.5	26.026	116.3	1:45.917	82.70	3.019	10:11:48.040
7 -	32.402	96.8	18.877	122.0	27.535	81.7	24.950	116.1	1:43.764 (3)	84.42	0.866	10:13:31.804
8 -	33.573	94.2	19.167	116.7	28.606	76.0	IN PIT		5:01.695 P	29.03	3:18.797	10:18:33.499
9 -	OUTLAP	90.9	19.052	117.7	27.730	82.0	25.170	115.1	1:48.326	80.86	5.428	10:20:21.825
10 -	32.576	96.5	18.623	119.6	27.443	81.9	24.779	115.9	1:43.421 (2)	84.70	0.523	10:22:05.246
11 -	32.350	98.5	18.543	119.6	27.367	82.7	24.638	116.1	1:42.898 (1)	85.13		10:23:48.144
12 -	33.090	98.6	18.455	118.7	29.453	73.9	25.100	115.5	1:46.098	82.56	3.200	10:25:34.242

P4		71		Charlie FARRER				Honda - Victoria House Racing Academy / Mortimer Racing				
IDEAL LAP TIME : 1:43.111		BEST LAP TIME : 1:43.111		DIFFERENCE : 0.000								
LAP	SECTOR 1	SECTOR 2	SECTOR 3	SECTOR 4	LAP TIME	MPH	DIFF	TIME OF DAY				
1 -	OUTLAP	91.6	19.370	113.9	31.025	65.4	27.691	115.7	1:55.065	76.12	11.954	10:12:52.598
2 -	34.781	95.7	18.777	117.7	30.392	67.6	26.619	115.9	1:50.569	79.22	7.458	10:14:43.167
3 -	34.386	95.4	18.837	118.1	29.777	68.1	25.927	117.1	1:48.927	80.41	5.816	10:16:32.094
4 -	33.406	98.5	18.656	118.9	28.749	76.3	25.476	116.7	1:46.287	82.41	3.176	10:18:18.381
5 -	32.990	99.1	18.488	120.4	28.167	76.4	25.234	117.1	1:44.879	83.52	1.768	10:20:03.260
6 -	32.771	99.4	18.495	120.9	27.919	75.0	25.043	116.7	1:44.228 (3)	84.04	1.117	10:21:47.488
7 -	32.540	99.2	18.435	120.9	27.867	76.2	24.969	116.9	1:43.811 (2)	84.38	0.700	10:23:31.299
8 -	32.483	99.8	18.307	121.1	27.544	78.0	24.777	116.9	1:43.111 (1)	84.95		10:25:14.410

Weather / Track : Cloudy / Dry

Brands Hatch GP
Circuit Length = 2.4332 miles
Start: 10:00 Flag 10:25 End: 10:27

MCRCB BULLETIN TK009

2020 Bennetts British Superbike Championship - Round 6

2020 Honda British Talent Cup

FREE PRACTICE 1 - SECTOR ANALYSIS



SECTOR 1 = FL to I1, SECTOR 2 = I1 to I2 SECTOR 3 = I2 to I3, SECTOR 4 = I3 to FL, DIFF = Difference To Personal Best Lap, P = Crossed Finish Line in Pit Lane, D = Time Disallowed

P5 52		Evan BELFORD				Honda - City Lifting by RS Racing						
IDEAL LAP TIME : 1:43.080		BEST LAP TIME : 1:43.113				DIFFERENCE : 0.033						
LAP	SECTOR 1	SECTOR 2		SECTOR 3		SECTOR 4		LAP TIME	MPH	DIFF	TIME OF DAY	
1 -	OUTLAP	84.7	21.164	107.2	33.747	59.9	28.289	114.7	2:02.669	71.41	19.556	10:03:04.552
2 -	35.019	94.3	19.566	110.7	31.194	64.4	27.356	115.3	1:53.135	77.42	10.022	10:04:57.687
3 -	34.577	96.8	19.100	118.5	30.564	68.6	26.398	117.5	1:50.639	79.17	7.526	10:06:48.326
4 -	34.335	97.1	18.956	118.7	29.722	64.5	26.080	119.1	1:49.093	80.29	5.980	10:08:37.419
5 -	33.622	97.1	18.809	108.9	30.753	66.2	25.669	119.8	1:48.853	80.47	5.740	10:10:26.272
6 -	33.688	98.1	18.832	118.9	28.992	70.0	IN PIT		6:27.542	P	4:44.429	10:16:53.814
7 -	OUTLAP	71.1	19.950	114.1	31.320	68.5	28.174	112.9	1:59.390	73.37	16.277	10:18:53.204
8 -	38.299	70.0	22.016	120.0	28.505	72.5	25.320	118.7	1:54.140	76.74	11.027	10:20:47.344
9 -	32.654	100.3	18.770	121.7	29.258	65.5	26.583	117.9	1:47.265	(3)	4.152	10:22:34.609
10 -	32.463	99.2	18.552	120.4	27.686	80.7	24.921	118.1	1:43.622	(2)	0.509	10:24:18.231
11 -	32.306	100.0	18.410	121.1	27.443	71.6	24.954	118.1	1:43.113	(1)	84.95	10:26:01.344

P6 72		Casey O'GORMAN				Honda - Microlise Cresswell Racing						
IDEAL LAP TIME : 1:43.198		BEST LAP TIME : 1:43.198				DIFFERENCE : 0.000						
LAP	SECTOR 1	SECTOR 2		SECTOR 3		SECTOR 4		LAP TIME	MPH	DIFF	TIME OF DAY	
1 -	OUTLAP	84.9	20.831	100.6	32.438	61.5	27.409	116.3	1:58.866	73.69	15.668	10:02:06.485
2 -	35.878	89.2	19.483	107.8	32.089	60.6	26.646	118.5	1:54.096	76.77	10.898	10:04:00.581
3 -	34.903	88.8	20.205	115.9	30.234	66.7	26.098	118.5	1:51.440	78.60	8.242	10:05:52.021
4 -	34.260	89.9	18.978	121.1	29.533	69.9	25.887	118.9	1:48.658	80.61	5.460	10:07:40.679
5 -	33.917	95.1	18.958	123.5	29.541	69.1	25.595	119.6	1:48.011	81.10	4.813	10:09:28.690
6 -	33.959	95.8	18.838	123.1	29.222	76.6	25.443	119.8	1:47.462	81.51	4.264	10:11:16.152
7 -	35.577	93.2	19.012	119.4	29.097	71.8	25.709	119.8	1:49.395	80.07	6.197	10:13:05.547
8 -	34.617	96.9	18.728	123.5	28.876	73.1	25.401	119.6	1:47.622	81.39	4.424	10:14:53.169
9 -	34.217	99.1	18.637	122.6	28.652	72.0	25.282	119.6	1:46.788	82.03	3.590	10:16:39.957
10 -	33.132	99.8	18.544	123.3	28.440	72.6	25.121	119.1	1:45.237	83.23	2.039	10:18:25.194
11 -	33.106	101.5	18.412	123.3	28.130	73.6	25.166	119.1	1:44.814	(3)	1.616	10:20:10.008
12 -	33.084	101.8	18.364	124.5	27.864	75.4	25.612	118.1	1:44.924	83.48	1.726	10:21:54.932
13 -	32.769	100.9	18.248	123.3	27.568	79.0	24.613	119.8	1:43.198	(1)	84.88	10:23:38.130
14 -	32.889	101.3	18.258	124.0	27.797	79.9	24.692	119.4	1:43.636	(2)	0.438	10:25:21.766

P7 37		Corey TINKER				Honda - Stauff Fluid Power Academy						
IDEAL LAP TIME : 1:44.272		BEST LAP TIME : 1:44.355				DIFFERENCE : 0.083						
LAP	SECTOR 1	SECTOR 2		SECTOR 3		SECTOR 4		LAP TIME	MPH	DIFF	TIME OF DAY	
1 -	OUTLAP	86.9	20.596	110.1	31.671	64.1	27.710	112.4	1:57.664	74.44	13.309	10:02:06.141
2 -	35.565	95.0	19.876	115.9	31.398	60.7	27.106	113.5	1:53.945	76.87	9.590	10:04:00.086
3 -	35.162	90.3	19.921	118.1	30.088	65.7	26.552	114.5	1:51.723	78.40	7.368	10:05:51.809
4 -	34.297	93.4	19.239	114.5	29.723	67.9	25.878	117.3	1:49.137	80.26	4.782	10:07:40.946
5 -	33.994	96.5	18.943	120.4	29.417	68.4	25.654	117.1	1:48.008	81.10	3.653	10:09:28.954
6 -	33.962	94.2	18.943	121.5	29.132	73.9	25.496	117.3	1:47.533	81.46	3.178	10:11:16.487
7 -	34.134	95.8	19.029	118.5	28.532	72.3	25.444	115.5	1:47.139	(3)	2.784	10:13:03.626
8 -	34.251	96.6	19.030	118.5	29.265	68.4	IN PIT		3:57.849	P	2:13.494	10:17:01.475
9 -	OUTLAP	92.6	19.236	119.1	29.161	65.7	27.253	116.9	1:57.851	74.32	13.496	10:18:59.326
10 -	33.604	96.1	19.029	118.7	28.614	69.3	26.159	115.1	1:47.406	81.55	3.051	10:20:46.732
11 -	33.196	98.2	19.045	118.9	29.233	64.7	26.373	115.5	1:47.847	81.22	3.492	10:22:34.579
12 -	32.981	97.9	18.715	120.4	28.058	73.8	25.294	116.1	1:45.048	(2)	0.693	10:24:19.627
13 -	32.610	97.2	18.798	119.8	28.036	74.7	24.911	117.5	1:44.355	(1)	83.94	10:26:03.982

Weather / Track : Cloudy / Dry

Brands Hatch GP
Circuit Length = 2.4332 miles
Start: 10:00 Flag 10:25 End: 10:27

MCRCB BULLETIN TK009

2020 Bennetts British Superbike Championship - Round 6

2020 Honda British Talent Cup

FREE PRACTICE 1 - SECTOR ANALYSIS



SECTOR 1 = FL to I1, SECTOR 2 = I1 to I2 SECTOR 3 = I2 to I3, SECTOR 4 = I3 to FL, DIFF = Difference To Personal Best Lap, P = Crossed Finish Line in Pit Lane, D = Time Disallowed

P8		5		Mason Cade JOHNSON				Honda - Johnson Racing				
IDEAL LAP TIME : 1:44.432		BEST LAP TIME : 1:44.489				DIFFERENCE : 0.057						
LAP	SECTOR 1	SECTOR 2		SECTOR 3		SECTOR 4		LAP TIME	MPH	DIFF	TIME OF DAY	
1 -	OUTLAP	84.7	20.707	108.5	33.320	61.7	29.264	111.8	2:01.756	71.94	17.267	10:03:14.885
2 -	36.721	88.6	19.913	114.7	30.268	69.4	27.157	112.0	1:54.059	76.80	9.570	10:05:08.944
3 -	35.288	89.8	19.879	116.9	29.743	65.5	27.151	112.4	1:52.061	78.17	7.572	10:07:01.005
4 -	35.136	86.3	19.581	117.1	29.151	66.2	26.740	112.5	1:50.608	79.19	6.119	10:08:51.613
5 -	35.473	90.0	19.599	115.9	29.172	66.9	IN PIT		3:07.772	P 46.65	1:23.283	10:11:59.385
6 -	OUTLAP	86.2	19.862	118.1	28.681	75.2	26.079	114.3	1:51.822	78.33	7.333	10:13:51.207
7 -	34.203	93.0	19.411	116.7	28.313	75.8	25.888	113.5	1:47.815	81.24	3.326	10:15:39.022
8 -	33.876	91.3	19.197	116.1	27.791	73.4	25.793	114.1	1:46.657	82.13	2.168	10:17:25.679
9 -	33.930	89.1	19.984	110.1	28.534	71.6	25.788	113.1	1:48.236	80.93	3.747	10:19:13.915
10 -	33.156	92.9	19.093	116.5	27.580	76.2	25.544	113.5	1:45.373	(2) 83.13	0.884	10:20:59.288
11 -	33.121	92.0	19.104	117.3	28.026	72.3	25.204	113.9	1:45.455	(3) 83.06	0.966	10:22:44.743
12 -	33.197	94.5	19.029	117.5	28.133	70.3	25.706	113.1	1:46.065	82.58	1.576	10:24:30.808
13 -	32.753	94.9	19.010	116.7	27.465	74.8	25.261	113.7	1:44.489	(1) 83.83		10:26:15.297

P9		7		Jamie LYONS				Honda - Jamie Lyons Racing				
IDEAL LAP TIME : 1:44.272		BEST LAP TIME : 1:44.560				DIFFERENCE : 0.288						
LAP	SECTOR 1	SECTOR 2		SECTOR 3		SECTOR 4		LAP TIME	MPH	DIFF	TIME OF DAY	
1 -	OUTLAP	82.5	20.523	114.1	31.056	67.1	27.009	113.7	1:56.051	75.48	11.491	10:02:57.363
2 -	35.481	90.6	19.741	118.9	29.984	66.8	26.580	114.9	1:51.786	78.36	7.226	10:04:49.149
3 -	35.818	94.9	19.452	118.9	29.203	69.7	25.772	117.3	1:50.245	79.45	5.685	10:06:39.394
4 -	34.218	94.5	19.567	120.4	28.882	71.0	25.904	116.5	1:48.571	80.68	4.011	10:08:27.965
5 -	33.884	96.9	19.173	118.5	28.484	75.5	25.712	115.3	1:47.253	81.67	2.693	10:10:15.218
6 -	33.414	96.8	19.260	118.5	28.908	76.6	25.516	115.1	1:47.098	81.79	2.538	10:12:02.316
7 -	33.566	96.9	19.730	116.9	28.119	78.8	25.484	115.1	1:46.899	81.94	2.339	10:13:49.215
8 -	39.554	97.3	19.191	118.9	28.422	76.1	25.546	115.5	1:52.713	77.71	8.153	10:15:41.928
9 -	33.173	97.2	19.146	118.3	28.117	74.5	25.340	114.9	1:45.776	82.81	1.216	10:17:27.704
10 -	33.060	97.6	18.958	108.0	29.189	75.5	25.508	116.7	1:46.715	82.08	2.155	10:19:14.419
11 -	32.994	96.0	19.165	119.1	27.777	74.1	25.244	116.3	1:45.180	(2) 83.28	0.620	10:20:59.599
12 -	33.086	96.2	19.083	118.9	28.734	73.3	25.155	115.9	1:46.058	82.59	1.498	10:22:45.657
13 -	32.768	98.5	18.938	120.2	27.981	73.8	25.870	115.7	1:45.557	(3) 82.98	0.997	10:24:31.214
14 -	32.830	98.5	19.039	118.7	27.411	77.4	25.280	115.1	1:44.560	(1) 83.77		10:26:15.774

P10		74		James COOK				Honda - Wilson Racing				
IDEAL LAP TIME : 1:45.419		BEST LAP TIME : 1:45.540				DIFFERENCE : 0.121						
LAP	SECTOR 1	SECTOR 2		SECTOR 3		SECTOR 4		LAP TIME	MPH	DIFF	TIME OF DAY	
1 -	OUTLAP	70.9	21.544	97.8	34.398	60.2	28.790	114.1	2:06.433	69.28	20.893	10:04:42.338
2 -	36.618	83.9	19.908	110.7	31.415	66.8	26.843	116.7	1:54.784	76.31	9.244	10:06:37.122
3 -	36.440	86.9	20.001	104.3	31.215	61.8	27.100	115.7	1:54.756	76.33	9.216	10:08:31.878
4 -	35.486	86.3	19.462	114.1	29.923	69.1	26.226	115.1	1:51.097	78.84	5.557	10:10:22.975
5 -	34.788	85.7	19.399	116.7	29.537	70.1	26.134	116.1	1:49.858	79.73	4.318	10:12:12.833
6 -	34.726	85.0	19.162	110.3	29.482	72.0	26.038	114.9	1:49.408	80.06	3.868	10:14:02.241
7 -	33.993	90.9	19.341	110.7	30.315	71.0	25.823	114.5	1:49.472	80.01	3.932	10:15:51.713
8 -	33.993	90.8	18.983	116.9	28.993	71.8	25.562	115.7	1:47.531	81.46	1.991	10:17:39.244
9 -	33.331	91.4	18.884	109.1	30.870	69.9	25.674	115.9	1:48.759	80.54	3.219	10:19:28.003
10 -	33.569	95.3	18.994	117.7	28.364	73.8	25.871	115.3	1:46.798	(3) 82.02	1.258	10:21:14.801
11 -	33.151	90.4	18.973	118.5	28.282	76.0	25.134	115.9	1:45.540	(1) 83.00		10:23:00.341
12 -	33.479	91.1	18.870	116.7	29.009	73.9	25.187	114.5	1:46.545	(2) 82.21	1.005	10:24:46.886
13 -	33.251	95.4	18.852	117.5	29.473	65.6	26.677	116.9	1:48.253	80.92	2.713	10:26:35.139

Weather / Track : Cloudy / Dry

Brands Hatch GP
Circuit Length = 2.4332 miles
Start: 10:00 Flag 10:25 End: 10:27

MCRCB BULLETIN TK009

2020 Bennetts British Superbike Championship - Round 6

2020 Honda British Talent Cup

FREE PRACTICE 1 - SECTOR ANALYSIS



SECTOR 1 = FL to I1, SECTOR 2 = I1 to I2 SECTOR 3 = I2 to I3, SECTOR 4 = I3 to FL, DIFF = Difference To Personal Best Lap, P = Crossed Finish Line in Pit Lane, D = Time Disallowed

P11 29		Lucas BROWN				Honda - Amphibian Scaffolding / SP125 Racing						
IDEAL LAP TIME : 1:45.670		BEST LAP TIME : 1:45.704				DIFFERENCE : 0.034						
LAP	SECTOR 1	SECTOR 2		SECTOR 3		SECTOR 4		LAP TIME	MPH	DIFF	TIME OF DAY	
1 -	OUTLAP	83.5	20.289	107.3	35.919	55.6	29.364	114.1	2:03.178	71.11	17.474	10:03:15.490
2 -	37.027	89.4	20.129	110.7	31.099	62.4	27.545	113.9	1:55.800	75.64	10.096	10:05:11.290
3 -	35.303	88.8	19.643	113.3	29.387	65.0	26.620	115.9	1:50.953	78.95	5.249	10:07:02.243
4 -	35.188	85.9	20.032	115.1	29.953	67.7	26.911	114.7	1:52.084	78.15	6.380	10:08:54.327
5 -	34.604	89.8	19.354	114.5	28.955	66.3	26.201	114.7	1:49.114	80.28	3.410	10:10:43.441
6 -	35.676	88.4	19.489	110.0	29.972	63.1	IN PIT		2:50.063	P 51.50	1:04.359	10:13:33.504
7 -	OUTLAP	92.5	19.538	112.7	29.440	65.6	26.312	115.3	1:50.731	79.10	5.027	10:15:24.235
8 -	33.986	93.8	19.287	116.5	28.832	68.4	26.115	114.3	1:48.220	80.94	2.516	10:17:12.455
9 -	34.002	92.0	19.326	115.7	29.342	64.4	26.151	114.3	1:48.821	80.49	3.117	10:19:01.276
10 -	34.729	91.0	19.229	116.9	28.529	67.5	25.986	114.3	1:48.473	80.75	2.769	10:20:49.749
11 -	33.463	95.3	19.074	117.7	28.396	70.5	26.241	115.1	1:47.174	(3) 81.73	1.470	10:22:36.923
12 -	33.178	95.0	19.005	118.9	28.340	69.7	25.418	116.1	1:45.941	(2) 82.68	0.237	10:24:22.864
13 -	33.062	95.8	18.888	118.9	28.302	71.5	25.452	115.7	1:45.704	(1) 82.87		10:26:08.568

P12 4		Sullivan MOUNSEY				Honda - Lloyd & Jones PR Racing						
IDEAL LAP TIME : 1:46.492		BEST LAP TIME : 1:46.569				DIFFERENCE : 0.077						
LAP	SECTOR 1	SECTOR 2		SECTOR 3		SECTOR 4		LAP TIME	MPH	DIFF	TIME OF DAY	
1 -	OUTLAP	72.4	21.572	96.1	36.618	49.8	29.038	111.1	2:07.581	68.66	21.012	10:02:15.406
2 -	37.332	77.8	20.142	104.6	32.419	50.8	28.297	104.8	1:58.190	74.11	11.621	10:04:13.596
3 -	36.268	86.8	19.427	108.7	32.026	53.4	27.226	116.7	1:54.947	76.20	8.378	10:06:08.543
4 -	35.096	91.3	19.319	105.6	31.575	52.1	26.733	117.1	1:52.723	77.71	6.154	10:08:01.266
5 -	35.437	86.1	19.206	106.1	32.154	51.2	IN PIT		3:18.525	P 44.12	1:31.956	10:11:19.791
6 -	OUTLAP	89.3	19.149	112.9	30.561	58.0	26.400	117.1	1:52.980	77.53	6.411	10:13:12.771
7 -	34.132	96.1	18.775	113.7	30.792	54.7	27.004	119.1	1:50.703	79.12	4.134	10:15:03.474
8 -	33.748	98.3	18.815	115.1	29.879	58.9	25.910	117.1	1:48.352	80.84	1.783	10:16:51.826
9 -	34.094	94.6	19.136	116.9	30.070	57.0	25.855	116.7	1:49.155	80.25	2.586	10:18:40.981
10 -	33.546	97.6	18.753	118.1	29.417	58.7	25.687	117.5	1:47.403	(3) 81.56	0.834	10:20:28.384
11 -	34.658	94.6	18.883	117.1	29.371	58.7	25.563	117.7	1:48.475	80.75	1.906	10:22:16.859
12 -	33.087	99.8	18.679	118.5	29.439	61.0	25.605	117.7	1:46.810	(2) 82.01	0.241	10:24:03.669
13 -	32.982	99.7	18.756	120.6	29.329	61.1	25.502	117.7	1:46.569	(1) 82.19		10:25:50.238

P13 11		Rossi DOBSON				Honda - Rossi Dobson						
IDEAL LAP TIME : 1:47.189		BEST LAP TIME : 1:47.212				DIFFERENCE : 0.023						
LAP	SECTOR 1	SECTOR 2		SECTOR 3		SECTOR 4		LAP TIME	MPH	DIFF	TIME OF DAY	
1 -	OUTLAP	74.8	21.160	94.1	36.739	53.3	29.702	115.9	2:07.812	68.53	20.600	10:02:16.976
2 -	37.953	83.2	20.018	98.8	31.772	62.6	27.556	115.5	1:57.299	74.67	10.087	10:04:14.275
3 -	36.441	83.9	19.433	114.7	31.415	58.0	27.665	116.7	1:54.954	76.20	7.742	10:06:09.229
4 -	35.655	89.4	19.324	111.1	30.786	57.4	27.625	116.5	1:53.390	77.25	6.178	10:08:02.619
5 -	35.276	92.5	19.136	114.3	30.652	62.1	27.042	115.9	1:52.106	78.13	4.894	10:09:54.725
6 -	35.474	91.0	19.223	113.9	30.186	66.5	26.227	116.3	1:51.110	78.83	3.898	10:11:45.835
7 -	34.459	96.8	19.033	117.3	29.508	69.3	26.156	116.3	1:49.156	80.25	1.944	10:13:34.991
8 -	34.125	93.3	19.223	118.7	29.315	67.9	26.112	115.9	1:48.775	(3) 80.53	1.563	10:15:23.766
9 -	35.955	76.0	19.765	114.9	29.443	69.6	25.912	116.3	1:51.075	78.86	3.863	10:17:14.841
10 -	34.030	95.8	18.886	119.8	29.054	70.4	25.773	117.7	1:47.743	(2) 81.30	0.531	10:19:02.584
11 -	35.603	87.8	20.251	112.0	30.285	63.9	IN PIT		2:09.915	P 67.42	22.703	10:21:12.499
12 -	OUTLAP	89.5	19.744	119.8	29.028	68.8	25.895	116.5	1:54.380	76.58	7.168	10:23:06.879
13 -	33.866	95.7	18.909	120.0	28.716	72.3	25.721	117.3	1:47.212	(1) 81.70		10:24:54.091
14 -	35.927	84.2	20.037	108.9	31.868	63.3	28.197	108.2	1:56.029	75.49	8.817	10:26:50.120

Weather / Track : Cloudy / Dry

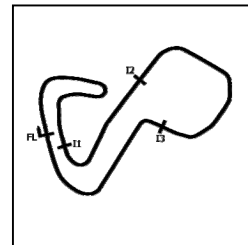
Brands Hatch GP
Circuit Length = 2.4332 miles
Start: 10:00 Flag 10:25 End: 10:27

MCRCB BULLETIN TK009

2020 Bennetts British Superbike Championship - Round 6

2020 Honda British Talent Cup

FREE PRACTICE 1 - SECTOR ANALYSIS



SECTOR 1 = FL to I1, SECTOR 2 = I1 to I2 SECTOR 3 = I2 to I3, SECTOR 4 = I3 to FL, DIFF = Difference To Personal Best Lap, P = Crossed Finish Line in Pit Lane, D = Time Disallowed

P14 66		Annabel THOMAS				Honda - Microlise Cresswell Racing						
IDEAL LAP TIME : 1:47.283		BEST LAP TIME : 1:47.548				DIFFERENCE : 0.265						
LAP	SECTOR 1	SECTOR 2		SECTOR 3		SECTOR 4		LAP TIME	MPH	DIFF	TIME OF DAY	
1 -	OUTLAP	80.8	20.306	108.9	35.826	55.5	29.308	114.1	2:05.978	69.53	18.430	10:02:16.395
2 -	36.636	83.6	19.792	111.1	29.978	64.1	26.928	113.7	1:53.334	77.29	5.786	10:04:09.729
3 -	34.981	91.0	19.566	117.9	29.382	71.0	26.580	114.3	1:50.509	79.26	2.961	10:06:00.238
4 -	34.867	86.2	19.639	117.1	28.880	73.5	26.289	114.5	1:49.675	79.87	2.127	10:07:49.913
5 -	34.217	91.3	19.467	116.3	28.955	71.0	IN PIT		5:21.505	P 27.24	3:33.957	10:13:11.418
6 -	OUTLAP	92.0	19.510	116.3	29.161	71.3	26.544	114.1	1:53.874	76.92	6.326	10:15:05.292
7 -	35.118	93.5	19.468	115.1	28.841	74.7	25.829	113.9	1:49.256	(3) 80.17	1.708	10:16:54.548
8 -	33.948	93.5	19.237	117.1	29.394	66.5	26.717	113.5	1:49.296	80.14	1.748	10:18:43.844
9 -	34.035	93.0	19.109	118.1	28.472	75.5	25.932	114.1	1:47.548	(1) 81.45		10:20:31.392
10 -	33.975	93.2	19.034	118.5	28.725	73.1	25.967	113.9	1:47.701	(2) 81.33	0.153	10:22:19.093
11 -	34.292	95.4	19.762	116.5	29.140	72.1	26.310	113.7	1:49.504	79.99	1.956	10:24:08.597
12 -	34.597	95.0	19.770	116.7	29.659	70.1	26.655	106.5	1:50.681	79.14	3.133	10:25:59.278

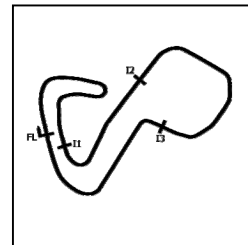
P15 15		Harrison CROSBY				Honda - Banks Racing						
IDEAL LAP TIME : 1:47.378		BEST LAP TIME : 1:47.570				DIFFERENCE : 0.192						
LAP	SECTOR 1	SECTOR 2		SECTOR 3		SECTOR 4		LAP TIME	MPH	DIFF	TIME OF DAY	
1 -	OUTLAP	75.2	21.901	102.7	35.537	53.6	30.228	113.7	2:07.911	68.48	20.341	10:02:18.109
2 -	38.297	77.4	20.734	102.9	33.097	61.9	28.290	113.9	2:00.418	72.74	12.848	10:04:18.527
3 -	37.821	73.8	20.922	99.1	32.819	64.9	27.836	114.3	1:59.398	73.36	11.828	10:06:17.925
4 -	36.697	84.7	20.064	109.8	31.980	67.1	27.572	113.5	1:56.313	75.31	8.743	10:08:14.238
5 -	35.043	84.9	19.800	107.3	31.115	69.3	27.270	114.3	1:53.228	77.36	5.658	10:10:07.466
6 -	35.377	87.7	19.649	112.2	30.752	69.0	26.765	114.5	1:52.543	77.83	4.973	10:12:00.009
7 -	35.847	80.7	19.958	108.2	30.771	69.8	26.336	115.7	1:52.912	77.58	5.342	10:13:52.921
8 -	34.752	88.7	19.565	111.1	30.327	72.3	26.132	116.5	1:50.776	(3) 79.07	3.206	10:15:43.697
9 -	44.253	67.3	22.351	93.0	32.850	67.3	IN PIT		4:42.446	P 31.01	2:54.876	10:20:26.143
10 -	OUTLAP	82.4	19.717	112.2	29.415	67.5	26.324	115.3	1:52.601	77.79	5.031	10:22:18.744
11 -	33.769	96.4	19.072	113.1	29.175	72.6	26.059	114.7	1:48.075	(2) 81.05	0.505	10:24:06.819
12 -	33.961	94.1	18.980	113.9	28.941	73.7	25.688	115.7	1:47.570	(1) 81.43		10:25:54.389

P16 57		Josh HIATT				Honda - Wilson Racing						
IDEAL LAP TIME : 1:48.370		BEST LAP TIME : 1:48.614				DIFFERENCE : 0.244						
LAP	SECTOR 1	SECTOR 2		SECTOR 3		SECTOR 4		LAP TIME	MPH	DIFF	TIME OF DAY	
1 -	OUTLAP	77.8	21.794	99.7	34.154	60.1	28.690	108.2	2:04.024	70.63	15.410	10:04:37.253
2 -	38.061	80.9	21.022	112.4	31.280	67.5	27.727	112.4	1:58.090	74.17	9.476	10:06:35.343
3 -	37.391	83.9	20.546	108.9	31.024	66.2	27.706	107.7	1:56.667	75.08	8.053	10:08:32.010
4 -	36.060	90.8	20.247	111.6	30.380	70.6	27.028	108.4	1:53.715	77.03	5.101	10:10:25.725
5 -	35.521	92.0	20.234	111.6	30.414	71.2	IN PIT		2:54.392	P 50.23	1:05.778	10:13:20.117
6 -	OUTLAP	87.0	20.822	110.7	30.262	70.8	26.739	110.7	1:54.076	76.78	5.462	10:15:14.193
7 -	34.928	90.1	20.318	110.7	30.358	70.6	26.671	110.5	1:52.275	78.02	3.661	10:17:06.468
8 -	34.734	91.5	20.142	112.4	30.498	67.7	27.983	110.7	1:53.357	77.27	4.743	10:18:59.825
9 -	35.762	93.2	20.143	110.3	29.236	72.4	26.243	111.1	1:51.384	(3) 78.64	2.770	10:20:51.209
10 -	33.873	94.7	19.904	112.4	28.880	76.3	25.957	110.7	1:48.614	(1) 80.65		10:22:39.823
11 -	34.164	92.8	20.136	111.1	30.820	72.9	26.489	111.6	1:51.609	78.48	2.995	10:24:31.432
12 -	33.740	92.5	19.793	112.2	28.936	75.5	26.161	109.6	1:48.630	(2) 80.63	0.016	10:26:20.062

Weather / Track : Cloudy / Dry

Brands Hatch GP
Circuit Length = 2.4332 miles
Start: 10:00 Flag 10:25 End: 10:27

FREE PRACTICE 1 - SECTOR ANALYSIS



SECTOR 1 = FL to I1, SECTOR 2 = I1 to I2, SECTOR 3 = I2 to I3, SECTOR 4 = I3 to FL, DIFF = Difference To Personal Best Lap, P = Crossed Finish Line in Pit Lane, D = Time Disallowed

P17 75		Jonathan GARNESSE				Honda - Microlise Cresswell Racing						
IDEAL LAP TIME : 1:48.452		BEST LAP TIME : 1:48.653				DIFFERENCE : 0.201						
LAP	SECTOR 1	SECTOR 2		SECTOR 3		SECTOR 4		LAP TIME	MPH	DIFF	TIME OF DAY	
1 -	OUTLAP	74.1	21.620	94.2	37.530	50.6	30.273	117.7	2:09.944	67.41	21.291	10:02:17.469
2 -	38.429	81.8	20.189	107.2	35.763	56.3	29.065	116.1	2:03.446	70.96	14.793	10:04:20.915
3 -	37.409	87.0	19.878	100.9	33.597	63.0	27.961	117.3	1:58.845	73.70	10.192	10:06:19.760
4 -	36.244	88.5	19.763	102.2	32.287	65.4	27.785	117.1	1:56.079	75.46	7.426	10:08:15.839
5 -	36.235	84.5	19.471	111.6	31.959	66.7	27.188	116.9	1:54.853	76.27	6.200	10:10:10.692
6 -	35.377	93.5	19.278	110.7	31.719	69.2	26.830	118.5	1:53.204	77.38	4.551	10:12:03.896
7 -	35.193	94.6	19.077	110.9	30.965	71.7	26.332	118.7	1:51.567	78.51	2.914	10:13:55.463
8 -	34.529	94.2	18.893	111.6	30.982	69.3	26.509	118.3	1:50.913 (3)	78.97	2.260	10:15:46.376
9 -	35.387	94.1	19.066	110.9	30.725	72.3	26.407	117.9	1:51.585	78.50	2.932	10:17:37.961
10 -	34.050	98.8	19.077	107.5	30.874	78.3	25.817	118.1	1:49.818 (2)	79.76	1.165	10:19:27.779
11 -	34.238	90.8	19.038	117.9	30.930	77.0	IN PIT		2:33.836 P	56.94	45.183	10:22:01.615
12 -	OUTLAP	97.1	19.604	120.0	30.475	68.9	26.318	117.5	1:55.342	75.94	6.689	10:23:56.957
13 -	33.573	100.1	18.879	119.8	30.183	73.5	26.018	115.1	1:48.653 (1)	80.62		10:25:45.610

P18 43		Ryan HITCHCOCK				Honda - Wilson Racing						
IDEAL LAP TIME : 1:48.591		BEST LAP TIME : 1:48.885				DIFFERENCE : 0.294						
LAP	SECTOR 1	SECTOR 2		SECTOR 3		SECTOR 4		LAP TIME	MPH	DIFF	TIME OF DAY	
1 -	OUTLAP	71.1	21.708	93.8	34.261	63.4	29.316	110.1	2:06.790	69.08	17.905	10:04:42.197
2 -	37.803	77.9	20.166	108.0	31.375	67.1	27.215	115.9	1:56.559	75.15	7.674	10:06:38.756
3 -	36.577	82.3	19.779	105.0	30.768	66.1	27.452	116.5	1:54.576	76.45	5.691	10:08:33.332
4 -	36.451	80.5	19.862	101.3	31.423	62.3	27.328	114.9	1:55.064	76.13	6.179	10:10:28.396
5 -	36.091	83.2	19.791	109.4	30.013	70.8	27.009	113.3	1:52.904	77.58	4.019	10:12:21.300
6 -	35.423	87.8	19.611	108.7	29.616	70.0	26.656	114.3	1:51.306	78.70	2.421	10:14:12.606
7 -	35.284	90.5	19.645	110.9	29.648	73.6	26.396	114.1	1:50.973	78.93	2.088	10:16:03.579
8 -	35.070	85.9	19.634	110.1	29.564	71.4	26.602	112.9	1:50.870 (3)	79.01	1.985	10:17:54.449
9 -	34.893	84.0	19.587	113.5	29.484	69.1	IN PIT		2:38.569 P	55.24	49.684	10:20:33.018
10 -	OUTLAP	89.7	19.607	112.4	29.235	74.1	26.239	115.3	1:50.047	79.60	1.162	10:22:23.065
11 -	34.742	90.3	19.468	113.7	29.009	73.9	26.226	113.9	1:49.445 (2)	80.03	0.560	10:24:12.510
12 -	34.164	91.4	19.445	114.1	29.303	72.6	25.973	114.9	1:48.885 (1)	80.45		10:26:01.395

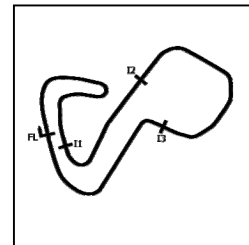
P19 48		Ollie WALKER				Honda - Moto Rapido / SP125 Racing						
IDEAL LAP TIME : 1:48.539		BEST LAP TIME : 1:48.976				DIFFERENCE : 0.437						
LAP	SECTOR 1	SECTOR 2		SECTOR 3		SECTOR 4		LAP TIME	MPH	DIFF	TIME OF DAY	
1 -	OUTLAP	72.7	22.032	100.3	34.275	58.2	29.033	111.8	2:13.866	65.43	24.890	10:06:34.902
2 -	38.987	80.3	19.854	102.9	31.427	59.3	27.715	116.9	1:57.983	74.24	9.007	10:08:32.885
3 -	36.440	86.1	19.859	101.6	31.573	58.8	27.321	115.5	1:55.193	76.04	6.217	10:10:28.078
4 -	35.491	87.2	19.506	108.4	30.559	62.0	27.297	113.9	1:52.853	77.62	3.877	10:12:20.931
5 -	35.955	85.8	19.651	107.0	29.878	64.0	26.587	114.7	1:52.071	78.16	3.095	10:14:13.002
6 -	35.091	89.0	19.621	109.4	29.961	65.2	26.332	116.5	1:51.005	78.91	2.029	10:16:04.007
7 -	36.260	90.4	19.312	113.7	29.591	64.0	26.475	114.9	1:51.638	78.46	2.662	10:17:55.645
8 -	34.298	88.3	19.281	109.4	29.697	66.0	26.229	114.7	1:49.505	79.99	0.529	10:19:45.150
9 -	34.410	89.4	19.141	115.1	29.596	65.2	26.318	113.5	1:49.465 (3)	80.02	0.489	10:21:34.615
10 -	34.366	93.5	19.069	117.5	29.285	66.1	26.256	113.5	1:48.976 (1)	80.38		10:23:23.591
11 -	34.125	93.7	18.900	116.5	29.525	69.1	26.526	113.3	1:49.076 (2)	80.30	0.100	10:25:12.667

MCRCB BULLETIN TK009

2020 Bennetts British Superbike Championship - Round 6

2020 Honda British Talent Cup

FREE PRACTICE 1 - SECTOR ANALYSIS



SECTOR 1 = FL to I1, SECTOR 2 = I1 to I2 SECTOR 3 = I2 to I3, SECTOR 4 = I3 to FL, DIFF = Difference To Personal Best Lap, P = Crossed Finish Line in Pit Lane, D = Time Disallowed

P20 90		Harry COOK				Honda - JDF Racing						
IDEAL LAP TIME : 1:49.664		BEST LAP TIME : 1:50.277				DIFFERENCE : 0.613						
LAP	SECTOR 1	SECTOR 2	SECTOR 3	SECTOR 4	LAP TIME	MPH	DIFF	TIME OF DAY				
1 -	OUTLAP	72.0	21.673	100.7	36.438	49.7	29.454	112.4	2:06.514	69.24	16.237	10:02:16.049
2 -	37.402	80.1	20.070	104.2	31.999	51.0	28.229	101.8	1:57.700	74.42	7.423	10:04:13.749
3 -	36.698	83.8	19.836	104.8	31.571	53.7	27.152	114.9	1:55.257	76.00	4.980	10:06:09.006
4 -	34.882	85.9	19.665	106.3	31.236	51.3	IN PIT		6:22.401	P 22.90	4:32.124	10:12:31.407
5 -	OUTLAP	78.6	20.410	102.6	31.053	59.0	27.156	112.4	1:55.789	75.65	5.512	10:14:27.196
6 -	35.457	84.0	20.135	110.0	30.136	61.5	26.708	112.7	1:52.436	77.90	2.159	10:16:19.632
7 -	34.859	80.7	20.379	109.8	30.404	60.2	26.937	112.7	1:52.579	77.81	2.302	10:18:12.211
8 -	34.979	84.5	19.956	108.5	29.984	62.0	26.689	114.5	1:51.608	78.48	1.331	10:20:03.819
9 -	34.695	81.0	20.164	113.7	29.680	64.6	26.078	112.9	1:50.617	(3) 79.19	0.340	10:21:54.436
10 -	34.370	81.8	19.608	115.9	29.892	58.2	26.407	112.0	1:50.277	(1) 79.43		10:23:44.713
11 -	34.896	81.9	19.866	112.5	29.845	62.6	26.006	113.1	1:50.613	(2) 79.19	0.336	10:25:35.326

P21 44		Lucas HILL				Honda - Ashcourt Racing						
IDEAL LAP TIME : 1:50.061		BEST LAP TIME : 1:50.459				DIFFERENCE : 0.398						
LAP	SECTOR 1	SECTOR 2	SECTOR 3	SECTOR 4	LAP TIME	MPH	DIFF	TIME OF DAY				
1 -	OUTLAP	72.0	23.150	93.0	38.728	51.7	31.924	106.8	2:17.279	63.81	26.820	10:03:19.871
2 -	42.119	72.5	23.497	78.3	36.905	47.6	IN PIT		3:19.557	P 43.89	1:29.098	10:06:39.428
3 -	OUTLAP	70.7	21.940	90.5	35.634	54.0	30.340	109.8	2:13.032	65.84	22.573	10:08:52.460
4 -	39.932	78.8	21.947	101.5	35.091	50.6	29.567	108.4	2:06.537	69.22	16.078	10:10:58.997
5 -	39.235	80.3	21.099	89.8	34.905	56.4	28.959	108.9	2:04.198	70.53	13.739	10:13:03.195
6 -	38.679	84.6	20.295	107.3	33.234	61.3	27.856	111.2	2:00.064	72.95	9.605	10:15:03.259
7 -	38.741	80.2	21.216	103.7	32.420	58.1	27.675	110.5	2:00.052	72.96	9.593	10:17:03.311
8 -	37.419	87.2	20.906	95.7	32.132	62.7	27.298	112.9	1:57.755	74.39	7.296	10:19:01.066
9 -	36.105	83.6	19.942	112.9	31.345	65.0	26.779	114.5	1:54.171	76.72	3.712	10:20:55.237
10 -	34.919	89.4	19.691	116.7	30.831	62.1	26.482	115.3	1:51.923	(3) 78.26	1.464	10:22:47.160
11 -	34.700	91.8	19.496	117.1	30.319	66.5	26.315	114.3	1:50.830	(2) 79.03	0.371	10:24:37.990
12 -	35.069	89.7	19.366	118.1	29.680	71.9	26.344	114.1	1:50.459	(1) 79.30		10:26:28.449

P22 2		Rhys COATES				Honda - Ernie Coates Race Support						
IDEAL LAP TIME : 1:49.894		BEST LAP TIME : 1:50.497				DIFFERENCE : 0.603						
LAP	SECTOR 1	SECTOR 2	SECTOR 3	SECTOR 4	LAP TIME	MPH	DIFF	TIME OF DAY				
1 -	OUTLAP	73.2	20.908	98.2	34.977	51.9	29.856	110.1	2:06.716	69.12	16.219	10:02:16.616
2 -	38.754	79.7	20.383	103.5	31.193	59.2	27.893	113.3	1:58.223	74.09	7.726	10:04:14.839
3 -	37.357	82.6	19.828	112.4	30.312	60.4	27.401	114.9	1:54.898	76.24	4.401	10:06:09.737
4 -	36.759	89.5	19.444	113.5	30.042	63.7	27.174	114.5	1:53.419	77.23	2.922	10:08:03.156
5 -	36.369	88.6	19.795	115.3	29.691	64.8	27.750	112.9	1:53.605	77.10	3.108	10:09:56.761
6 -	35.830	86.1	19.654	109.8	29.720	73.9	26.969	112.9	1:52.173	78.09	1.676	10:11:48.934
7 -	35.414	93.0	19.491	114.9	30.013	71.0	26.569	112.7	1:51.487	78.57	0.990	10:13:40.421
8 -	35.172	85.8	19.686	113.1	29.904	71.4	26.645	112.7	1:51.407	78.62	0.910	10:15:31.828
9 -	35.314	89.0	19.646	111.4	29.821	72.3	26.594	113.1	1:51.375	78.65	0.878	10:17:23.203
10 -	35.905	88.6	19.717	111.1	30.048	70.6	26.769	113.9	1:52.439	77.90	1.942	10:19:15.642
11 -	34.461	91.5	19.463	112.9	29.680	67.1	26.893	112.9	1:50.497	(1) 79.27		10:21:06.139
12 -	35.208	89.4	19.689	112.5	29.441	71.4	26.691	112.7	1:51.029	(3) 78.89	0.532	10:22:57.168
13 -	35.048	85.1	19.518	110.3	33.826	66.5	27.072	113.1	1:55.464	75.86	4.967	10:24:52.632
14 -	35.274	89.3	19.474	112.0	29.572	72.5	26.548	112.4	1:50.868	(2) 79.01	0.371	10:26:43.500

Weather / Track : Cloudy / Dry

Brands Hatch GP
Circuit Length = 2.4332 miles
Start: 10:00 Flag 10:25 End: 10:27

MCRCB BULLETIN TK009

2020 Bennetts British Superbike Championship - Round 6

2020 Honda British Talent Cup

FREE PRACTICE 1 - SECTOR ANALYSIS



SECTOR 1 = FL to I1, SECTOR 2 = I1 to I2 SECTOR 3 = I2 to I3, SECTOR 4 = I3 to FL, DIFF = Difference To Personal Best Lap, P = Crossed Finish Line in Pit Lane, D = Time Disallowed

P23 96		Rossi BANHAM				Honda - MJL Racing						
IDEAL LAP TIME : 1:51.238		BEST LAP TIME : 1:51.510				DIFFERENCE : 0.272						
LAP	SECTOR 1	SECTOR 2		SECTOR 3		SECTOR 4		LAP TIME	MPH	DIFF	TIME OF DAY	
1 -	OUTLAP	72.3	22.397	89.4	36.647	58.5	31.274	105.8	2:11.659	66.53	20.149	10:02:24.924
2 -	38.148	82.3	21.403	90.0	35.304	59.4	29.839	108.7	2:04.694	70.25	13.184	10:04:29.618
3 -	38.342	83.8	21.747	95.8	35.355	65.0	29.410	110.1	2:04.854	70.16	13.344	10:06:34.472
4 -	36.600	87.6	20.238	102.9	33.046	63.0	28.381	112.2	1:58.265	74.06	6.755	10:08:32.737
5 -	36.038	87.0	20.067	105.3	31.789	63.7	27.684	112.4	1:55.578	75.79	4.068	10:10:28.315
6 -	35.583	84.8	22.095	94.2	31.998	65.2	27.754	113.1	1:57.430	74.59	5.920	10:12:25.745
7 -	35.206	85.3	20.061	111.8	31.406	64.0	27.170	112.5	1:53.843	76.94	2.333	10:14:19.588
8 -	35.741	86.5	19.669	108.5	31.464	68.1	27.125	112.0	1:53.999	76.84	2.489	10:16:13.587
9 -	34.789	92.4	19.482	109.1	31.150	69.3	27.120	112.5	1:52.541 (3)	77.83	1.031	10:18:06.128
10 -	35.046	89.0	19.501	110.5	30.594	71.0	27.082	111.2	1:52.223 (2)	78.05	0.713	10:19:58.351
11 -	39.411	85.2	19.620	110.7	30.694	70.7	27.150	109.1	1:56.875	74.95	5.365	10:21:55.226
12 -	34.627	86.9	19.653	112.4	30.590	67.8	26.640	112.2	1:51.510 (1)	78.55		10:23:46.736
13 -	35.339	89.2	20.041	109.2	30.489	71.2	26.903	110.1	1:52.772	77.67	1.262	10:25:39.508

P24 99		Bailey STUART-CAMPBELL				Honda - 151s S-C Racing						
IDEAL LAP TIME : 1:52.015		BEST LAP TIME : 1:52.076				DIFFERENCE : 0.061						
LAP	SECTOR 1	SECTOR 2		SECTOR 3		SECTOR 4		LAP TIME	MPH	DIFF	TIME OF DAY	
1 -	OUTLAP	73.5	22.819	97.2	40.645	46.3	32.197	113.5	2:16.122	64.35	24.046	10:03:16.336
2 -	38.626	81.7	20.776	110.7	33.894	56.6	29.563	115.7	2:02.859	71.29	10.783	10:05:19.195
3 -	37.539	79.1	20.798	112.5	33.498	59.0	29.477	115.3	2:01.312	72.20	9.236	10:07:20.507
4 -	37.458	87.9	20.475	107.8	33.649	63.5	28.922	115.1	2:00.504 (3)	72.69	8.428	10:09:21.011
5 -	37.495	91.4	20.500	111.8	33.501	61.1	IN PIT		4:30.424 P	32.39	2:38.348	10:13:51.435
6 -	OUTLAP	93.8	20.671	113.3	37.346	39.9	31.312	112.5	2:11.446	66.64	19.370	10:16:02.881
7 -	37.686	85.8	21.074	106.0	34.192	63.4	IN PIT		4:33.044 P	32.08	2:40.968	10:20:35.925
8 -	OUTLAP	85.9	20.547	106.5	32.499	64.3	28.227	115.9	2:01.374	72.17	9.298	10:22:37.299
9 -	36.047	90.9	20.561	116.7	31.490	65.7	27.097	118.3	1:55.195 (2)	76.04	3.119	10:24:32.494
10 -	34.533	92.3	19.830	120.4	30.555	69.8	27.158	115.9	1:52.076 (1)	78.15		10:26:24.570

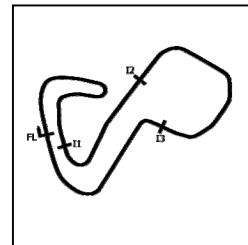
P25 65		Alexander ROWAN				Honda - Alexander Rowan Racing						
IDEAL LAP TIME : 1:52.877		BEST LAP TIME : 1:53.088				DIFFERENCE : 0.211						
LAP	SECTOR 1	SECTOR 2		SECTOR 3		SECTOR 4		LAP TIME	MPH	DIFF	TIME OF DAY	
1 -	OUTLAP	72.8	22.046	94.1	35.611	54.9	30.341	107.2	2:11.208	66.76	18.120	10:06:55.296
2 -	40.851	73.3	21.131	102.1	33.852	57.9	28.606	110.7	2:04.440	70.39	11.352	10:08:59.736
3 -	39.984	76.8	21.264	104.5	33.527	57.5	28.643	113.5	2:03.418	70.97	10.330	10:11:03.154
4 -	38.745	73.9	20.537	109.1	32.932	58.0	28.195	112.0	2:00.409	72.75	7.321	10:13:03.563
5 -	39.275	79.6	20.381	104.6	32.652	59.4	27.909	114.9	2:00.217	72.86	7.129	10:15:03.780
6 -	37.897	81.2	20.520	118.7	32.054	65.0	27.728	114.5	1:58.199	74.11	5.111	10:17:01.979
7 -	37.748	81.7	20.275	105.8	31.619	67.0	27.578	116.1	1:57.220	74.72	4.132	10:18:59.199
8 -	36.835	77.4	20.349	101.6	30.362	74.0	26.743	117.3	1:54.289 (3)	76.64	1.201	10:20:53.488
9 -	36.012	84.5	21.228	113.9	30.769	69.0	26.856	117.9	1:54.865	76.26	1.777	10:22:48.353
10 -	35.751	83.4	20.043	112.5	30.573	66.8	26.721	116.7	1:53.088 (1)	77.46		10:24:41.441
11 -	36.030	82.3	20.043	120.2	30.684	65.4	26.806	117.7	1:53.563 (2)	77.13	0.475	10:26:35.004

P26 46		Elliott DUFTON				Honda - D&D Racing						
IDEAL LAP TIME : 1:53.802		BEST LAP TIME : 1:54.026				DIFFERENCE : 0.224						
LAP	SECTOR 1	SECTOR 2		SECTOR 3		SECTOR 4		LAP TIME	MPH	DIFF	TIME OF DAY	
1 -	OUTLAP	84.6	21.443	108.0	32.388	58.7	28.699	112.4	2:02.127	71.72	8.101	10:05:57.359
2 -	37.373	85.5	20.659	112.0	31.341	62.8	27.921	112.0	1:57.294 (3)	74.68	3.268	10:07:54.653
3 -	37.024	83.7	21.087	108.5	31.807	60.4	28.065	110.5	1:57.983	74.24	3.957	10:09:52.636
4 -	37.826	87.2	20.449	110.0	32.932	60.3	IN PIT		3:01.518 P	48.25	1:07.492	10:12:54.154
5 -	OUTLAP	87.8	21.225	109.1	31.161	60.7	27.781	111.1	1:57.867	74.31	3.841	10:14:52.021
6 -	36.838	91.8	20.327	110.9	33.461	59.7	27.322	111.4	1:57.948	74.26	3.922	10:16:49.969
7 -	36.070	89.2	20.515	112.4	30.429	65.9	27.465	112.5	1:54.479 (2)	76.51	0.453	10:18:44.448
8 -	35.823	91.4	20.228	113.9	30.599	63.6	27.376	111.8	1:54.026 (1)	76.82		10:20:38.474

Weather / Track : Cloudy / Dry

Brands Hatch GP
Circuit Length = 2.4332 miles
Start: 10:00 Flag 10:25 End: 10:27

FREE PRACTICE 1 - SECTOR ANALYSIS



SECTOR 1 = FL to I1, SECTOR 2 = I1 to I2 SECTOR 3 = I2 to I3, SECTOR 4 = I3 to FL, DIFF = Difference To Personal Best Lap, P = Crossed Finish Line in Pit Lane, D = Time Disallowed

P27 14		Evann PENDRILL				Honda - VHC Racing						
IDEAL LAP TIME : 1:53.642		BEST LAP TIME : 1:54.091				DIFFERENCE : 0.449						
LAP	SECTOR 1	SECTOR 2		SECTOR 3		SECTOR 4		LAP TIME	MPH	DIFF	TIME OF DAY	
1 -	OUTLAP	69.9	21.016	109.2	35.825	53.1	29.703	111.2	2:06.716	69.12	12.625	10:02:18.522
2 -	38.318	75.5	20.923	100.4	33.877	56.6	28.862	111.2	2:01.980	71.81	7.889	10:04:20.502
3 -	37.935	79.4	20.615	101.9	33.372	56.4	27.654	112.2	1:59.576	73.25	5.485	10:06:20.078
4 -	37.356	86.1	20.310	107.7	32.683	59.1	28.112	111.1	1:58.461	73.94	4.370	10:08:18.539
5 -	36.558	91.9	20.158	108.4	32.226	59.1	27.820	109.8	1:56.762	75.02	2.671	10:10:15.301
6 -	36.285	89.1	20.229	111.2	31.496	62.1	27.412	111.1	1:55.422	75.89	1.331	10:12:10.723
7 -	35.837	93.0	20.193	102.9	31.518	64.5	27.242	110.5	1:54.790 (3)	76.31	0.699	10:14:05.513
8 -	35.452	92.6	20.045	108.9	30.989	60.6	27.605	110.1	1:54.091 (1)	76.77		10:15:59.604
9 -	35.616	93.8	26.157	109.8	30.910	63.6	27.394	108.9	2:00.077	72.95	5.986	10:17:59.681
10 -	35.738	92.0	20.076	109.1	31.112	61.7	27.335	108.7	1:54.261 (2)	76.66	0.170	10:19:53.942

P28 27		Calum BEACH				Honda - Calum Beach Racing / SP125 Racing						
IDEAL LAP TIME : 1:54.836		BEST LAP TIME : 1:54.836				DIFFERENCE : 0.000						
LAP	SECTOR 1	SECTOR 2		SECTOR 3		SECTOR 4		LAP TIME	MPH	DIFF	TIME OF DAY	
1 -	OUTLAP	66.0	22.973	100.6	35.797	53.9	30.046	106.6	2:12.013	66.35	17.177	10:03:13.091
2 -	40.917	77.7	20.959	111.2	32.724	55.4	28.864	111.6	2:03.464	70.95	8.628	10:05:16.555
3 -	39.572	77.9	20.655	112.0	31.792	59.1	28.823	106.1	2:00.842	72.49	6.006	10:07:17.397
4 -	39.088	79.6	20.737	113.1	31.571	57.7	28.309	110.3	1:59.705	73.17	4.869	10:09:17.102
5 -	38.184	82.9	20.204	114.7	30.860	58.0	27.833	109.2	1:57.081	74.81	2.245	10:11:14.183
6 -	37.673	81.8	20.221	115.3	30.985	61.4	IN PIT		6:05.299 P	23.97	4:10.463	10:17:19.482
7 -	OUTLAP	84.2	20.502	109.8	31.322	60.5	27.956	110.5	1:59.261	73.45	4.425	10:19:18.743
8 -	37.077	85.8	20.242	111.8	31.058	60.0	27.844	112.7	1:56.221 (3)	75.37	1.385	10:21:14.964
9 -	37.158	86.0	20.174	114.3	30.632	64.0	27.308	110.9	1:55.272 (2)	75.99	0.436	10:23:10.236
10 -	36.916	86.9	20.162	114.3	30.464	62.2	27.294	112.2	1:54.836 (1)	76.28		10:25:05.072

MCRCB BULLETIN TK010

2020 Bennetts British Superbike Championship - Round 6

2020 Honda British Talent Cup

FREE PRACTICE 1 - BEST SECTORS

SECTOR 1			SECTOR 2			SECTOR 3			SECTOR 4			IDEAL / BEST COMPARISON						
POS	NO	NAME	TIME	NO	NAME	TIME	NO	NAME	TIME	NO	NAME	IDEAL	BEST	DIFF				
												PERFECT LAP	1:41.264					
1	8	O'SHEA	31.808	8	O'SHEA	18.175	17	BOURNE	26.867	8	O'SHEA	24.414	1	8	O'SHEA	1:41.999	1:42.003	0.004
2	17	BOURNE	32.178	72	O'GORMA	18.248	16	CLARIDG	27.367	17	BOURNE	24.486	2	17	BOURNE	1:42.235	1:42.235	0.000
3	52	BELFORD	32.306	71	FARRER	18.307	7	LYONS	27.411	72	O'GORMA	24.613	3	16	CLARIDGE	1:42.810	1:42.898	0.088
4	16	CLARIDG	32.350	52	BELFORD	18.410	52	BELFORD	27.443	16	CLARIDG	24.638	4	52	BELFORD	1:43.080	1:43.113	0.033
5	71	FARRER	32.483	16	CLARIDG	18.455	5	JOHNSON	27.465	71	FARRER	24.777	5	71	FARRER	1:43.111	1:43.111	0.000
6	37	TINKER	32.610	4	MOUNSEY	18.679	71	FARRER	27.544	37	TINKER	24.911	6	72	O'GORMAN	1:43.198	1:43.198	0.000
7	5	JOHNSON	32.753	17	BOURNE	18.704	72	O'GORMA	27.568	52	BELFORD	24.921	7	37	TINKER	1:44.272	1:44.355	0.083
8	7	LYONS	32.768	37	TINKER	18.715	8	O'SHEA	27.602	74	COOK	25.134	8	7	LYONS	1:44.272	1:44.560	0.288
9	72	O'GORMA	32.769	74	COOK	18.852	37	TINKER	28.036	7	LYONS	25.155	9	5	JOHNSON	1:44.432	1:44.489	0.057
10	4	MOUNSEY	32.982	75	GARNESS	18.879	74	COOK	28.282	5	JOHNSON	25.204	10	74	COOK	1:45.419	1:45.540	0.121
11	29	BROWN	33.062	11	DOBSON	18.886	29	BROWN	28.302	29	BROWN	25.418	11	29	BROWN	1:45.670	1:45.704	0.034
12	74	COOK	33.151	29	BROWN	18.888	66	THOMAS	28.472	4	MOUNSEY	25.502	12	4	MOUNSEY	1:46.492	1:46.569	0.077
13	75	GARNESS	33.573	48	WALKER	18.900	11	DOBSON	28.716	15	CROSBY	25.688	13	11	DOBSON	1:47.189	1:47.212	0.023
14	57	HIATT	33.740	7	LYONS	18.938	57	HIATT	28.880	11	DOBSON	25.721	14	66	THOMAS	1:47.283	1:47.548	0.265
15	15	CROSBY	33.769	15	CROSBY	18.980	15	CROSBY	28.941	75	GARNESS	25.817	15	15	CROSBY	1:47.378	1:47.570	0.192
16	11	DOBSON	33.866	5	JOHNSON	19.010	43	HITCHCO	29.009	66	THOMAS	25.829	16	57	HIATT	1:48.370	1:48.614	0.244
17	66	THOMAS	33.948	66	THOMAS	19.034	48	WALKER	29.285	57	HIATT	25.957	17	75	GARNESS	1:48.452	1:48.653	0.201
18	48	WALKER	34.125	44	HILL	19.366	4	MOUNSEY	29.329	43	HITCHCO	25.973	18	48	WALKER	1:48.539	1:48.976	0.437
19	43	HITCHCO	34.164	2	COATES	19.444	2	COATES	29.441	90	COOK	26.006	19	43	HITCHCOCK	1:48.591	1:48.885	0.294
20	90	COOK	34.370	43	HITCHCO	19.445	90	COOK	29.680	48	WALKER	26.229	20	90	COOK	1:49.664	1:50.277	0.613
21	2	COATES	34.461	96	BANHAM	19.482	44	HILL	29.680	44	HILL	26.315	21	2	COATES	1:49.894	1:50.497	0.603
22	99	STUART-	34.533	90	COOK	19.608	75	GARNESS	30.183	2	COATES	26.548	22	44	HILL	1:50.061	1:50.459	0.398
23	96	BANHAM	34.627	57	HIATT	19.793	65	ROWAN	30.362	96	BANHAM	26.640	23	96	BANHAM	1:51.238	1:51.510	0.272
24	44	HILL	34.700	99	STUART-	19.830	46	DUFTON	30.429	65	ROWAN	26.721	24	99	STUART-CAMPBELL	1:52.015	1:52.076	0.061
25	14	PENDRIL	35.445	65	ROWAN	20.043	27	BEACH	30.464	99	STUART-	27.097	25	65	ROWAN	1:52.877	1:53.088	0.211
26	65	ROWAN	35.751	14	PENDRIL	20.045	96	BANHAM	30.489	14	PENDRIL	27.242	26	14	PENDRILL	1:53.642	1:54.091	0.449
27	46	DUFTON	35.823	27	BEACH	20.162	99	STUART-	30.555	27	BEACH	27.294	27	46	DUFTON	1:53.802	1:54.026	0.224
28	27	BEACH	36.916	46	DUFTON	20.228	14	PENDRIL	30.910	46	DUFTON	27.322	28	27	BEACH	1:54.836	1:54.836	0.000
29				69	SCOTT	21.156												

Weather / Track : Cloudy / Dry

Results can be found at www.tsl-timing.com

Brands Hatch GP

Circuit Length = 2.4332 miles

Start: 10:00 Flag 10:25 End: 10:27

Printed - 10:29 Friday, 16 October 2020

MCRCB BULLETIN TK011**2020 Bennetts British Superbike Championship - Round 6****2020 Honda British Talent Cup****FREE PRACTICE 1 - BEST SPEEDS**

POS	INTERMEDIATE 1			INTERMEDIATE 2			INTERMEDIATE 3			FINISH LINE		
	NO	NAME	MPH	NO	NAME	MPH	NO	NAME	MPH	NO	NAME	MPH
1	72	O'GORMAN	101.8	72	O'GORMAN	124.5	16	CLARIDGE	82.7	8	O'SHEA	120.6
2	8	O'SHEA	100.7	16	CLARIDGE	122.6	17	BOURNE	80.7	52	BELFORD	119.8
3	52	BELFORD	100.3	52	BELFORD	121.7	52	BELFORD	80.7	72	O'GORMAN	119.8
4	75	GARNESS	100.1	17	BOURNE	121.5	72	O'GORMAN	79.9	4	MOUNSEY	119.1
5	71	FARRER	99.8	37	TINKER	121.5	7	LYONS	78.8	75	GARNESS	118.7
6	4	MOUNSEY	99.8	8	O'SHEA	121.3	75	GARNESS	78.3	99	STUART-CAMPBELL	118.3
7	16	CLARIDGE	99.1	71	FARRER	121.1	8	O'SHEA	78.1	65	ROWAN	117.9
8	7	LYONS	98.5	4	MOUNSEY	120.6	71	FARRER	78.0	11	DOBSON	117.7
9	37	TINKER	98.2	7	LYONS	120.4	57	HIATT	76.3	17	BOURNE	117.5
10	17	BOURNE	96.8	99	STUART-CAMPBELL	120.4	5	JOHNSON	76.2	37	TINKER	117.5
11	11	DOBSON	96.8	65	ROWAN	120.2	74	COOK	76.0	7	LYONS	117.3
12	15	CROSBY	96.4	11	DOBSON	120.0	66	THOMAS	75.5	71	FARRER	117.1
13	29	BROWN	95.8	75	GARNESS	120.0	37	TINKER	74.7	74	COOK	116.9
14	74	COOK	95.4	29	BROWN	118.9	43	HITCHCOCK	74.1	48	WALKER	116.9
15	66	THOMAS	95.4	74	COOK	118.5	65	ROWAN	74.0	16	CLARIDGE	116.7
16	5	JOHNSON	94.9	66	THOMAS	118.5	2	COATES	73.9	15	CROSBY	116.5
17	57	HIATT	94.7	5	JOHNSON	118.1	15	CROSBY	73.7	43	HITCHCOCK	116.5
18	99	STUART-CAMPBELL	93.8	44	HILL	118.1	11	DOBSON	72.3	29	BROWN	116.1
19	14	PENDRILL	93.8	48	WALKER	117.5	44	HILL	71.9	44	HILL	115.3
20	48	WALKER	93.7	90	COOK	115.9	29	BROWN	71.5	90	COOK	114.9
21	2	COATES	93.0	2	COATES	115.3	96	BANHAM	71.2	2	COATES	114.9
22	96	BANHAM	92.4	27	BEACH	115.3	99	STUART-CAMPBELL	69.8	66	THOMAS	114.5
23	44	HILL	91.8	43	HITCHCOCK	114.1	48	WALKER	69.1	5	JOHNSON	114.3
24	46	DUFTON	91.8	15	CROSBY	113.9	46	DUFTON	65.9	96	BANHAM	113.1
25	43	HITCHCOCK	91.4	46	DUFTON	113.9	90	COOK	64.6	27	BEACH	112.7
26	27	BEACH	86.9	57	HIATT	112.4	14	PENDRILL	64.5	46	DUFTON	112.5
27	90	COOK	85.9	96	BANHAM	112.4	27	BEACH	64.0	57	HIATT	112.4
28	65	ROWAN	84.5	14	PENDRILL	111.2	4	MOUNSEY	61.1	14	PENDRILL	112.2
29	69	SCOTT	79.5	69	SCOTT	108.0						

Weather / Track : Cloudy / Dry

Brands Hatch GP

Circuit Length = 2.4332 miles

Start: 10:00 Flag 10:25 End: 10:27

Results can be found at www.tsl-timing.com

Printed - 10:29 Friday, 16 October 2020

MCRCB BULLETIN TK012

2020 Bennetts British Superbike Championship - Round 6

2020 Honda British Talent Cup

FREE PRACTICE 1 - STATISTICS

Competitors Started 29
Planned Start 2020-10-16 @ 10:00:00.000
Actual Start 2020-10-16 @ 10:00:00.572
Finish Time 2020-10-16 @ 10:25:00.572
Track Length 2.4332mi.
Total Laps 330
Total Distance Covered 802.9855mi.

Session Fastest Lap History

NO	NAME	LAP TIME	TIME OF DAY	LAP	VEHICLE
37	Corey TINKER	1:53.945	10:04:00.105	2	Honda
66	Annabel THOMAS	1:53.334	10:04:09.747	2	Honda
16	Harvey CLARIDGE	1:47.304	10:04:41.845	2	Honda
16	Harvey CLARIDGE	1:46.283	10:06:28.129	3	Honda
17	Franco BOURNE	1:45.949	10:08:14.195	4	Honda
17	Franco BOURNE	1:43.615	10:09:57.809	5	Honda
17	Franco BOURNE	1:42.235	10:15:09.684	8	Honda
8	Eddie O'SHEA	1:42.003	10:26:03.244	13	Honda

Flag History

TYPE	TIME OF DAY
GREEN	10:00:00.572
FINISH	10:25:00.572
FINISH	10:25:00.572

Flag Statistics

TYPE	COUNT	TOTAL LAPS	TOTAL TIME
Green	1	14	27:01.909
Red	0	0	0.000
Safety Car	0	0	0.000
FCY	0	0	0.000

Weather / Track : Cloudy / Dry

Results can be found at www.tsl-timing.com

Brands Hatch GP
Circuit Length = 2.4332 miles
Start: 10:00 Flag 10:25 End: 10:27

Printed - 10:32 Friday, 16 October 2020

MCRCB BULLETIN TK013

2020 Bennetts British Superbike Championship - Round 6

2020 Honda British Talent Cup

FREE PRACTICE 1 - SESSION NOTES

TIME

MESSAGE

10:02:18

NO. 69 - FALLER AT T9 SHEENE - RIDER OK

Weather / Track : Cloudy / Dry

Results can be found at www.tsl-timing.com

Brands Hatch GP

Circuit Length = 2.4332 miles

Start: 10:00 Flag 10:25 End: 10:27

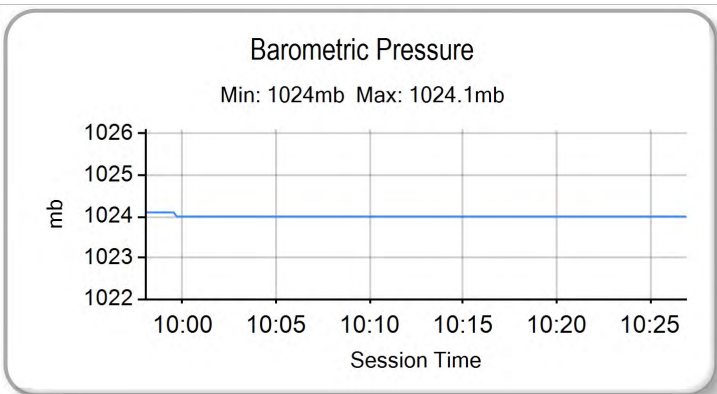
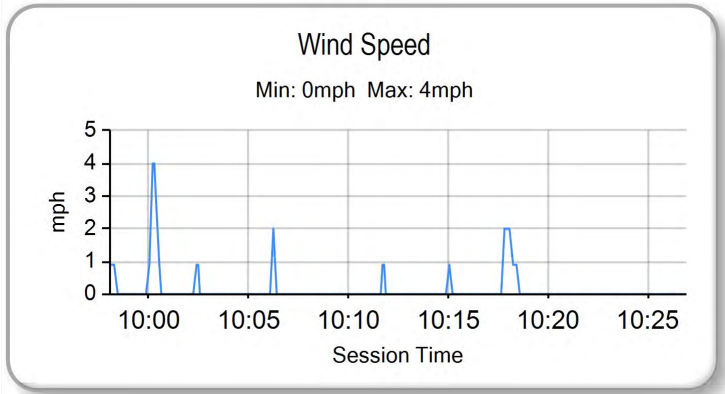
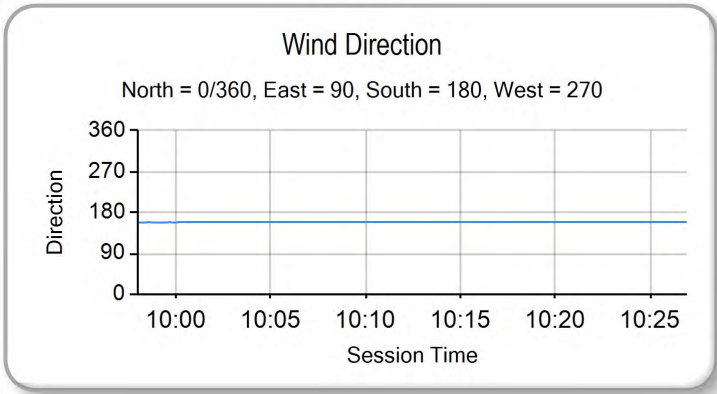
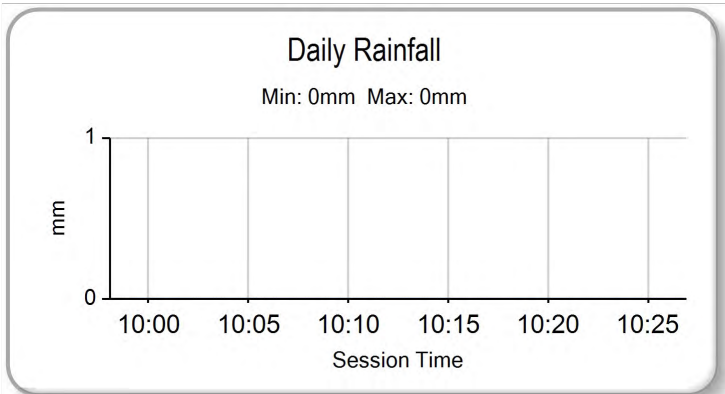
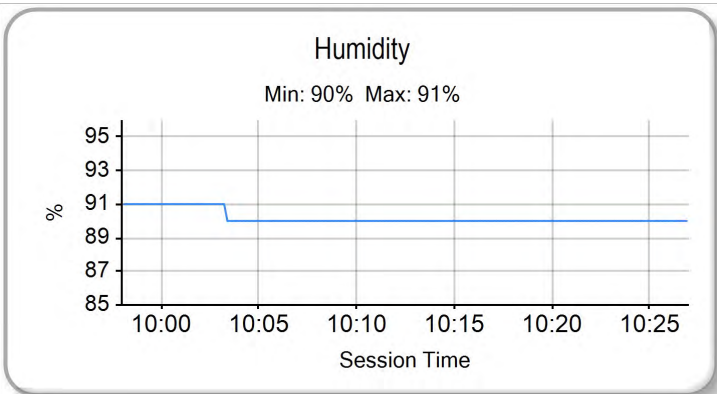
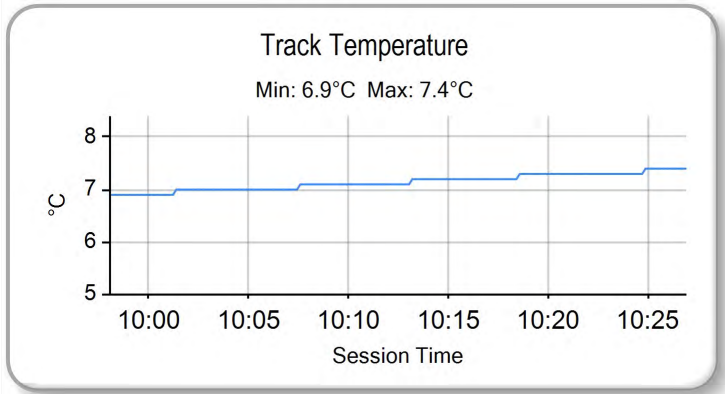
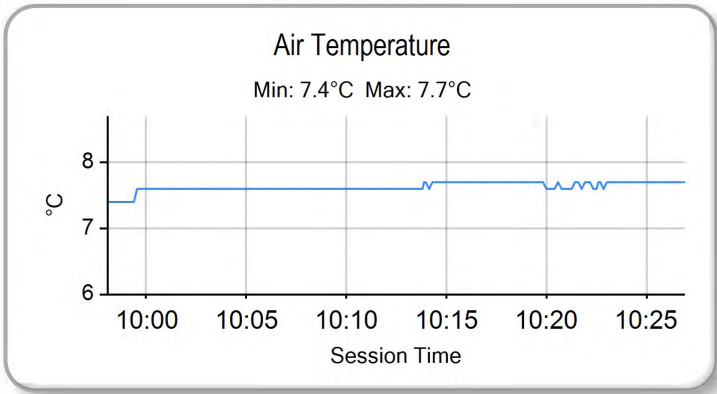
Printed - 10:32 Friday, 16 October 2020

MCRCB BULLETIN TK014

2020 Bennetts British Superbike Championship - Round 6

2020 Honda British Talent Cup

FREE PRACTICE 1 - WEATHER CONDITIONS



Weather / Track : Cloudy / Dry

Results can be found at www.tsl-timing.com

Brands Hatch GP
Circuit Length = 2.4332 miles
Start: 10:00 Flag 10:25 End: 10:27

Printed - 10:32 Friday, 16 October 2020

FREE PRACTICE 2 - CLASSIFICATION

POS	NO	NAME	NAT	ENTRY	TIME	ON	LAPS	GAP	DIFF	MPH
1	17	Franco BOURNE	GBR	Honda - Franco Bourne Racing / SP125 Racing	1:38.548	15	17			88.88
2	8	Eddie O'SHEA	GBR	Honda - WAM	1:38.946	14	18	0.398	0.398	88.53
3	16	Harvey CLARIDGE	GBR	Honda - City Lifting / SP125 Racing	1:39.304	14	16	0.756	0.358	88.21
4	71	Charlie FARRER	GBR	Honda - Victoria House Racing Academy / Mortimer Racir	1:39.702	16	16	1.154	0.398	87.86
5	52	Evan BELFORD	GBR	Honda - City Lifting by RS Racing	1:39.828	13	16	1.280	0.126	87.74
6	72	Casey O'GORMAN	GBR	Honda - Microlise Cresswell Racing	1:39.879	18	18	1.331	0.051	87.70
7	37	Corey TINKER	GBR	Honda - Stauff Fluid Power Academy	1:39.879	11	16	1.331	0.000	87.70
8	7	Jamie LYONS	GBR	Honda - Jamie Lyons Racing	1:41.640	16	17	3.092	1.761	86.18
9	66	Annabel THOMAS	GBR	Honda - Microlise Cresswell Racing	1:41.711	15	17	3.163	0.071	86.12
10	43	Ryan HITCHCOCK	GBR	Honda - Wilson Racing	1:42.080	17	17	3.532	0.369	85.81
11	4	Sullivan MOUNSEY	GBR	Honda - Lloyd & Jones PR Racing	1:42.097	15	17	3.549	0.017	85.79
12	11	Rossi DOBSON	GBR	Honda - Rossi Dobson	1:42.138	12	17	3.590	0.041	85.76
13	74	James COOK	GBR	Honda - Wilson Racing	1:42.151	15	17	3.603	0.013	85.75
14	5	Mason Cade JOHNSON	GBR	Honda - Johnson Racing	1:42.365	16	16	3.817	0.214	85.57
15	29	Lucas BROWN	GBR	Honda - Amphibian Scaffolding / SP125 Racing	1:42.682	14	17	4.134	0.317	85.31
16	75	Jonathan GARNES	GBR	Honda - Microlise Cresswell Racing	1:42.911	12	17	4.363	0.229	85.12
17	57	Josh HIATT	GBR	Honda - Wilson Racing	1:42.914	8	8	4.366	0.003	85.11
18	48	Ollie WALKER	GBR	Honda - Moto Rapido / SP125 Racing	1:43.262	11	11	4.714	0.348	84.83
19	96	Rossi BANHAM	GBR	Honda - MJL Racing	1:43.292	16	17	4.744	0.030	84.80
20	99	Bailey STUART-CAMPBELL	GBR	Honda - 151s S-C Racing	1:43.730	14	17	5.182	0.438	84.44
21	46	Elliott DUFTON	GBR	Honda - D&D Racing	1:43.737	15	17	5.189	0.007	84.44
22	15	Harrison CROSBY	GBR	Honda - Banks Racing	1:44.445	5	6	5.897	0.708	83.87
23	14	Evann PENDRILL	GBR	Honda - VHC Racing	1:45.116	12	15	6.568	0.671	83.33
24	44	Lucas HILL	GBR	Honda - Ashcourt Racing	1:45.401	16	16	6.853	0.285	83.10
25	90	Harry COOK	GBR	Honda - JDF Racing	1:46.428	16	16	7.880	1.027	82.30
26	2	Rhys COATES	GBR	Honda - Ernie Coates Race Support	1:47.656	14	16	9.108	1.228	81.36
QUALIFYING LAPTIME (110.0% of 1:38.548) = 1:48.402										
27	65	Alexander ROWAN	GBR	Honda - Alexander Rowan Racing	1:48.705	11	13	10.157	1.049	80.58
28	27	Calum BEACH	GBR	Honda - Calum Beach Racing / SP125 Racing	1:48.775	15	15	10.227	0.070	80.53
29	69	Gary SCOTT	GBR	Honda - Scott Racing	1:49.401	12	13	10.853	0.626	80.07

#2, #11 and #66 - Exceeded pit lane speed limit - First offence - Warning

Weather / Track : Cloudy / Dry

These results are provisional until the conclusion of any judicial and technical matters.

Brands Hatch GP

Circuit Length = 2.4332 miles

Start: 14:36 Flag 15:06 End: 15:08

Race Director :	Stewards :	Timekeeper :
-----------------	------------	--------------

Results can be found at www.britishsuperbike.com

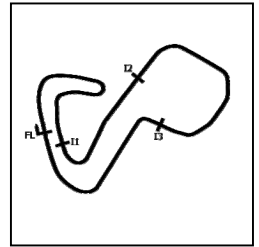
Printed - 15:08 Friday, 16 October 2020

MCRCB BULLETIN TK068

2020 Bennetts British Superbike Championship - Round 6

2020 Honda British Talent Cup

FREE PRACTICE 2 - SECTOR ANALYSIS



SECTOR 1 = FL to I1, SECTOR 2 = I1 to I2 SECTOR 3 = I2 to I3, SECTOR 4 = I3 to FL, DIFF = Difference To Personal Best Lap, P = Crossed Finish Line in Pit Lane, D = Time Disallowed

P1 17		Franco BOURNE				Honda - Franco Bourne Racing / SP125 Racing						
IDEAL LAP TIME : 1:38.352		BEST LAP TIME : 1:38.548				DIFFERENCE : 0.196						
LAP	SECTOR 1	SECTOR 2		SECTOR 3		SECTOR 4		LAP TIME	MPH	DIFF	TIME OF DAY	
1 -	OUTLAP	86.5	19.450	120.2	29.004	67.4	25.415	117.3	1:57.689	74.43	19.141	14:38:10.300
2 -	32.899	96.5	18.620	122.0	28.153	71.1	24.737	120.0	1:44.409	83.89	5.861	14:39:54.709
3 -	33.074	95.7	18.667	122.9	27.528	79.7	24.289	116.7	1:43.558	84.58	5.010	14:41:38.267
4 -	31.835	97.6	18.464	123.5	26.246	83.4	24.513	117.3	1:41.058	86.68	2.510	14:43:19.325
5 -	32.138	98.5	18.441	121.5	26.373	83.9	23.879	116.5	1:40.831	86.87	2.283	14:45:00.156
6 -	31.285	98.1	18.276	119.8	25.928	83.7	23.721	116.9	1:39.210	88.29	0.662	14:46:39.366
7 -	31.232	98.5	18.299	120.6	26.648	78.9	23.911	115.5	1:40.090	87.51	1.542	14:48:19.456
8 -	34.873	92.4	20.748	106.5	27.268	80.2	IN PIT		3:42.874	P	2:04.326	14:52:02.330
9 -	OUTLAP	96.0	18.552	120.2	26.585	73.5	24.836	116.9	1:42.965	85.07	4.417	14:53:45.295
10 -	31.550	98.5	18.343	123.3	26.388	86.1	23.927	116.9	1:40.208	87.41	1.660	14:55:25.503
11 -	31.148	98.6	18.301	120.6	26.261	76.1	24.832	115.9	1:40.542	87.12	1.994	14:57:06.045
12 -	31.029	99.2	18.326	120.2	25.727	86.2	23.711	117.1	1:38.793	(2)	0.245	14:58:44.838
13 -	31.617	98.8	18.501	121.1	26.526	88.1	24.118	115.9	1:40.762	86.93	2.214	15:00:25.600
14 -	31.086	98.6	18.294	119.1	25.727	84.9	23.709	116.7	1:38.816	(3)	0.268	15:02:04.416
15 -	30.845	98.9	18.165	120.2	25.923	87.8	23.615	115.9	1:38.548	(1)	88.88	15:03:42.964
16 -	30.883	98.8	18.406	118.7	27.838	87.2	23.721	116.3	1:40.848	86.86	2.300	15:05:23.812
17 -	30.996	97.5	19.686	107.7	27.592	79.7	24.171	111.4	1:42.445	85.50	3.897	15:07:06.257

P2 8		Eddie O'SHEA				Honda - WAM						
IDEAL LAP TIME : 1:38.706		BEST LAP TIME : 1:38.946				DIFFERENCE : 0.240						
LAP	SECTOR 1	SECTOR 2		SECTOR 3		SECTOR 4		LAP TIME	MPH	DIFF	TIME OF DAY	
1 -	OUTLAP	89.3	19.329	121.7	29.568	72.7	25.164	116.9	1:52.043	78.18	13.097	14:38:46.790
2 -	33.454	98.5	18.602	123.8	27.860	76.3	24.703	118.3	1:44.619	83.73	5.673	14:40:31.409
3 -	32.368	99.8	18.376	124.2	27.211	76.2	24.591	119.8	1:42.546	85.42	3.600	14:42:13.955
4 -	32.210	99.1	18.223	122.0	28.533	81.5	24.278	121.7	1:43.244	84.84	4.298	14:43:57.199
5 -	32.130	95.1	18.886	123.3	27.223	81.5	24.348	118.3	1:42.587	85.38	3.641	14:45:39.786
6 -	31.991	102.1	18.856	121.7	27.235	82.5	24.035	119.6	1:42.117	85.78	3.171	14:47:21.903
7 -	31.457	90.1	18.579	123.5	26.479	84.0	23.993	120.0	1:40.508	87.15	1.562	14:49:02.411
8 -	31.149	102.7	17.918	122.9	26.578	82.5	24.004	118.9	1:39.649	87.90	0.703	14:50:42.060
9 -	31.305	102.6	17.931	123.1	26.694	83.3	24.186	119.6	1:40.116	87.49	1.170	14:52:22.176
10 -	31.556	101.3	18.004	123.3	27.203	80.9	24.203	118.7	1:40.966	86.76	2.020	14:54:03.142
11 -	31.331	101.2	18.227	123.5	26.520	80.4	23.943	120.0	1:40.021	87.58	1.075	14:55:43.163
12 -	31.203	100.1	18.226	122.6	26.384	84.0	23.918	119.4	1:39.731	87.83	0.785	14:57:22.894
13 -	31.202	102.4	18.444	124.0	26.344	85.7	23.840	119.1	1:39.830	87.74	0.884	14:59:02.724
14 -	31.106	103.0	17.905	124.0	26.223	84.4	23.712	120.6	1:38.946	(1)	88.53	15:00:41.670
15 -	30.998	100.7	18.070	122.2	26.204	83.3	25.063	119.4	1:40.335	87.30	1.389	15:02:22.005
16 -	31.004	100.7	17.989	122.9	26.318	85.2	23.951	120.9	1:39.262	(2)	0.316	15:04:01.267
17 -	32.225	97.1	18.457	123.1	26.380	82.8	23.864	120.0	1:40.926	86.79	1.980	15:05:42.193
18 -	30.885	101.3	18.128	122.9	26.448	84.4	24.137	119.4	1:39.598	(3)	0.652	15:07:21.791

Weather / Track : Cloudy / Dry

Brands Hatch GP
Circuit Length = 2.4332 miles
Start: 14:36 Flag 15:06 End: 15:08

2020 Bennetts British Superbike Championship - Round 6

2020 Honda British Talent Cup

FREE PRACTICE 2 - SECTOR ANALYSIS



SECTOR 1 = FL to I1, SECTOR 2 = I1 to I2 SECTOR 3 = I2 to I3, SECTOR 4 = I3 to FL, DIFF = Difference To Personal Best Lap, P = Crossed Finish Line in Pit Lane, D = Time Disallowed

P3 16		Harvey CLARIDGE						Honda - City Lifting / SP125 Racing				
IDEAL LAP TIME : 1:38.840		BEST LAP TIME : 1:39.304				DIFFERENCE : 0.464						
LAP	SECTOR 1	SECTOR 2		SECTOR 3		SECTOR 4		LAP TIME	MPH	DIFF	TIME OF DAY	
1 -	OUTLAP	81.7	19.645	122.0	28.779	79.7	24.922	115.9	1:50.674	79.14	11.370	14:38:08.656
2 -	32.478	100.0	18.477	120.0	27.718	68.4	25.544	116.9	1:44.217	84.05	4.913	14:39:52.873
3 -	31.991	98.1	18.302	120.6	26.498	84.5	25.068	117.5	1:41.859	85.99	2.555	14:41:34.732
4 -	32.186	100.6	18.337	122.0	28.087	79.3	24.384	116.1	1:42.994	85.05	3.690	14:43:17.726
5 -	31.501	99.7	18.252	119.4	26.484	84.0	24.087	116.3	1:40.324	87.31	1.020	14:44:58.050
6 -	31.552	100.0	18.163	120.4	26.353	86.9	23.940	116.1	1:40.008	87.59	0.704	14:46:38.058
7 -	31.201	96.0	19.158	118.7	26.896	89.0	25.570	115.3	1:42.825	85.19	3.521	14:48:20.883
8 -	31.193	100.6	18.077	120.0	26.233	87.9	23.946	115.5	1:39.449 (2)	88.08	0.145	14:50:00.332
9 -	32.278	96.4	19.015	116.7	27.351	81.9	IN PIT		3:35.636 P	40.62	1:56.332	14:53:35.968
10 -	OUTLAP	94.6	18.875	118.3	27.468	79.4	24.341	118.1	1:44.814	83.57	5.510	14:55:20.782
11 -	31.739	100.1	18.341	119.8	26.240	89.8	23.906	116.7	1:40.226	87.40	0.922	14:57:01.008
12 -	30.946	100.9	18.041	121.5	26.993	70.8	IN PIT		2:02.176 P	71.69	22.872	14:59:03.184
13 -	OUTLAP	100.7	18.093	121.5	27.120	88.6	23.957	116.7	1:41.577	86.23	2.273	15:00:44.761
14 -	31.071	100.9	18.086	121.1	26.134	88.4	24.013	119.1	1:39.304 (1)	88.21		15:02:24.065
15 -	31.547	101.0	18.197	121.1	26.047	89.5	23.806	118.9	1:39.597 (3)	87.95	0.293	15:04:03.662
16 -	33.583	81.3	19.453	114.5	27.872	84.4	IN PIT		2:08.043 P	68.41	28.739	15:06:11.705

P4 71		Charlie FARRER						Honda - Victoria House Racing Academy / Mortimer Racing				
IDEAL LAP TIME : 1:39.543		BEST LAP TIME : 1:39.702				DIFFERENCE : 0.159						
LAP	SECTOR 1	SECTOR 2		SECTOR 3		SECTOR 4		LAP TIME	MPH	DIFF	TIME OF DAY	
1 -	OUTLAP	98.1	18.816	119.4	28.053	77.8	25.387	115.3	1:46.784	82.03	7.082	14:37:56.359
2 -	32.698	99.1	18.492	120.2	26.966	79.1	24.778	116.1	1:42.934	85.10	3.232	14:39:39.293
3 -	32.035	100.0	18.371	119.6	26.852	79.6	24.332	116.3	1:41.590	86.22	1.888	14:41:20.883
4 -	31.791	100.4	18.214	121.1	26.877	80.4	24.235	116.7	1:41.117	86.63	1.415	14:43:02.000
5 -	32.027	100.4	18.226	120.6	26.833	82.3	24.329	116.5	1:41.415	86.37	1.713	14:44:43.415
6 -	31.620	100.0	18.153	120.9	26.672	83.9	24.186	116.5	1:40.631	87.04	0.929	14:46:24.046
7 -	31.633	100.1	18.302	120.6	26.473	84.2	24.144	115.9	1:40.552	87.11	0.850	14:48:04.598
8 -	31.623	100.6	18.069	121.1	26.318	86.1	24.003	117.5	1:40.013	87.58	0.311	14:49:44.611
9 -	31.470	100.6	18.071	121.7	26.378	85.4	23.888	118.1	1:39.807 (2)	87.76	0.105	14:51:24.418
10 -	34.856	71.6					IN PIT		5:42.303 P	25.59	4:02.601	14:57:06.721
11 -	OUTLAP	98.8	18.595	121.7	27.257	83.1	24.236	117.9	1:43.952	84.26	4.250	14:58:50.673
12 -	31.739	101.0	18.275	125.4	27.959	76.1	24.339	119.4	1:42.312	85.61	2.610	15:00:32.985
13 -	32.022	100.0	18.128	123.1	27.066	75.9	24.460	117.5	1:41.676	86.15	1.974	15:02:14.661
14 -	31.547	100.9	18.244	121.5	26.385	86.1	24.154	117.9	1:40.330	87.31	0.628	15:03:54.991
15 -	31.483	100.6	18.198	121.5	26.341	85.9	23.923	117.5	1:39.945 (3)	87.64	0.243	15:05:34.936
16 -	31.306	100.7	18.199	121.3	26.347	86.7	23.850	118.1	1:39.702 (1)	87.86		15:07:14.638

P5 52		Evan BELFORD						Honda - City Lifting by RS Racing				
IDEAL LAP TIME : 1:39.541		BEST LAP TIME : 1:39.828				DIFFERENCE : 0.287						
LAP	SECTOR 1	SECTOR 2		SECTOR 3		SECTOR 4		LAP TIME	MPH	DIFF	TIME OF DAY	
1 -	OUTLAP	84.0	20.780	120.6	30.236	70.7	25.621	117.3	1:55.270	75.99	15.442	14:38:13.207
2 -	33.814	96.1	18.825	122.2	28.048	71.0	25.118	118.1	1:45.805	82.79	5.977	14:39:59.012
3 -	32.499	97.5	18.633	122.6	27.787	75.6	24.795	118.7	1:43.714	84.46	3.886	14:41:42.726
4 -	32.699	95.1	18.739	122.2	27.373	76.9	24.490	117.7	1:43.301	84.79	3.473	14:43:26.027
5 -	31.853	100.0	18.334	122.0	26.849	79.0	24.283	118.5	1:41.319	86.45	1.491	14:45:07.346
6 -	31.597	100.6	18.309	122.6	26.864	72.6	24.974	118.3	1:41.744	86.09	1.916	14:46:49.090
7 -	31.974	101.6	18.220	121.7	27.490	82.1	24.378	117.7	1:42.062	85.82	2.234	14:48:31.152
8 -	32.953	90.5	18.780	122.4	27.824	73.9	IN PIT		5:04.462 P	28.77	3:24.634	14:53:35.614
9 -	OUTLAP	96.8	18.996	121.1	27.371	81.7	24.425	117.5	1:45.096	83.35	5.268	14:55:20.710
10 -	31.918	96.6	18.444	122.6	26.613	83.5	24.044	118.3	1:41.019	86.71	1.191	14:57:01.729
11 -	31.881	93.9	18.341	122.2	26.530	80.2	25.536	116.7	1:42.288	85.63	2.460	14:58:44.017
12 -	32.279	100.1	18.179	121.7	26.998	85.1	24.432	118.5	1:41.888	85.97	2.060	15:00:25.905
13 -	31.264	101.2	18.112	122.9	26.414	83.0	24.038	118.5	1:39.828 (1)	87.74		15:02:05.733
14 -	31.240	101.0	18.131	122.2	26.542	84.0	23.931	118.1	1:39.844 (2)	87.73	0.016	15:03:45.577
15 -	31.167	101.2	18.163	121.3	26.665	82.2	24.109	118.9	1:40.104	87.50	0.276	15:05:25.681
16 -	31.255	102.1	18.029	120.4	26.730	84.6	23.980	118.5	1:39.994 (3)	87.60	0.166	15:07:05.675

Weather / Track : Cloudy / Dry

Brands Hatch GP

Circuit Length = 2.4332 miles

Start: 14:36 Flag 15:06 End: 15:08

MCRCB BULLETIN TK068

2020 Bennetts British Superbike Championship - Round 6

2020 Honda British Talent Cup

FREE PRACTICE 2 - SECTOR ANALYSIS



SECTOR 1 = FL to I1, SECTOR 2 = I1 to I2 SECTOR 3 = I2 to I3, SECTOR 4 = I3 to FL, DIFF = Difference To Personal Best Lap, P = Crossed Finish Line in Pit Lane, D = Time Disallowed

P6 72		Casey O'GORMAN				Honda - Microlise Cresswell Racing						
IDEAL LAP TIME : 1:39.600		BEST LAP TIME : 1:39.879				DIFFERENCE : 0.279						
LAP	SECTOR 1	SECTOR 2		SECTOR 3		SECTOR 4		LAP TIME	MPH	DIFF	TIME OF DAY	
1 -	OUTLAP	80.5	19.875	116.5	29.321	67.5	24.982	120.6	1:56.077	75.46	16.198	14:38:09.700
2 -	33.039	95.5	18.593	118.1	28.476	72.4	24.777	121.5	1:44.885	83.51	5.006	14:39:54.585
3 -	32.808	94.5	18.782	123.3	27.816	74.2	24.778	121.1	1:44.184	84.08	4.305	14:41:38.769
4 -	32.264	99.7	18.453	125.4	27.393	76.0	24.512	120.0	1:42.622	85.36	2.743	14:43:21.391
5 -	32.012	101.9	18.230	124.9	27.385	74.2	24.675	120.6	1:42.302	85.62	2.423	14:45:03.693
6 -	32.788	96.9	18.373	122.9	27.699	78.7	24.587	119.1	1:43.447	84.67	3.568	14:46:47.140
7 -	32.214	101.9	18.244	123.3	27.235	80.5	24.351	119.1	1:42.044	85.84	2.165	14:48:29.184
8 -	32.049	102.4	18.248	123.8	27.015	81.7	24.380	119.1	1:41.692	86.14	1.813	14:50:10.876
9 -	31.780	102.6	18.118	123.1	26.794	81.0	24.160	119.1	1:40.852	86.85	0.973	14:51:51.728
10 -	31.539	102.1	18.191	123.3	26.817	78.4	24.145	119.4	1:40.692	86.99	0.813	14:53:32.420
11 -	31.669	102.6	17.986	123.8	26.661	82.1	24.194	119.4	1:40.510 (3)	87.15	0.631	14:55:12.930
12 -	31.556	102.6	18.084	123.3	26.698	79.8	23.955	119.6	1:40.293 (2)	87.34	0.414	14:56:53.223
13 -	31.429	100.6	18.636	122.6	26.771	81.2	24.256	118.3	1:41.092	86.65	1.213	14:58:34.315
14 -	31.429	102.7	18.126	122.9	26.777	84.4	24.271	118.9	1:40.603	87.07	0.724	15:00:14.918
15 -	31.732	102.1	18.115	123.1	26.859	83.2	24.046	118.9	1:40.752	86.94	0.873	15:01:55.670
16 -	31.902	94.7	18.539	122.9	26.617	79.3	24.145	119.1	1:41.203	86.55	1.324	15:03:36.873
17 -	33.492	90.1	21.208	114.1	29.773	79.7	24.409	121.1	1:48.882	80.45	9.003	15:05:25.755
18 -	31.256	100.0	18.055	118.9	26.827	80.2	23.741	120.9	1:39.879 (1)	87.70		15:07:05.634

P7 37		Corey TINKER				Honda - Stauff Fluid Power Academy						
IDEAL LAP TIME : 1:39.683		BEST LAP TIME : 1:39.879				DIFFERENCE : 0.196						
LAP	SECTOR 1	SECTOR 2		SECTOR 3		SECTOR 4		LAP TIME	MPH	DIFF	TIME OF DAY	
1 -	OUTLAP	96.0	18.966	119.6	27.756	76.3	25.257	116.5	1:46.265	82.43	6.386	14:37:56.439
2 -	32.807	96.4	18.611	121.1	26.992	78.0	24.701	115.7	1:43.111	84.95	3.232	14:39:39.550
3 -	32.454	98.8	18.402	119.8	27.042	79.7	24.519	114.7	1:42.417	85.53	2.538	14:41:21.967
4 -	31.968	98.8	19.065	118.7	27.196	79.4	24.724	114.7	1:42.953	85.08	3.074	14:43:04.920
5 -	31.796	98.9	18.447	119.1	26.972	81.0	24.398	115.7	1:41.613	86.20	1.734	14:44:46.533
6 -	32.172	99.2	18.580	118.7	27.006	80.3	24.346	115.1	1:42.104	85.79	2.225	14:46:28.637
7 -	31.308	100.0	18.260	118.7	26.829	82.9	24.246	115.3	1:40.643	87.03	0.764	14:48:09.280
8 -	31.703	98.6	18.465	118.1	27.433	77.4	IN PIT		4:27.005 P	32.80	2:47.126	14:52:36.285
9 -	OUTLAP	90.3	19.059	118.7	26.888	81.4	24.580	115.3	1:46.660	82.12	6.781	14:54:22.945
10 -	31.756	99.1	18.295	119.6	26.766	82.3	24.432	115.5	1:41.249	86.51	1.370	14:56:04.194
11 -	31.169	99.4	18.134	121.1	26.573	85.7	24.003	117.3	1:39.879 (1)	87.70		14:57:44.073
12 -	31.049	100.3	18.548	118.9	26.497	79.8	24.421	115.9	1:40.515 (2)	87.14	0.636	14:59:24.588
13 -	31.572	99.7	18.251	118.9	26.518	83.9	24.228	115.9	1:40.569 (3)	87.10	0.690	15:01:05.157
14 -	32.268	98.3	18.870	119.1	26.888	81.8	24.470	115.1	1:42.496	85.46	2.617	15:02:47.653
15 -	31.582	100.0	18.353	119.4	26.876	80.6	24.376	115.7	1:41.187	86.57	1.308	15:04:28.840
16 -	31.765	93.5	18.981	118.3	27.004	81.4	24.487	114.3	1:42.237	85.68	2.358	15:06:11.077

Weather / Track : Cloudy / Dry

Brands Hatch GP
Circuit Length = 2.4332 miles
Start: 14:36 Flag 15:06 End: 15:08

FREE PRACTICE 2 - SECTOR ANALYSIS



SECTOR 1 = FL to I1, SECTOR 2 = I1 to I2 SECTOR 3 = I2 to I3, SECTOR 4 = I3 to FL, DIFF = Difference To Personal Best Lap, P = Crossed Finish Line in Pit Lane, D = Time Disallowed

P8		7		Jamie LYONS				Honda - Jamie Lyons Racing				
IDEAL LAP TIME : 1:41.350		BEST LAP TIME : 1:41.640				DIFFERENCE : 0.290						
LAP	SECTOR 1	SECTOR 2		SECTOR 3		SECTOR 4		LAP TIME	MPH	DIFF	TIME OF DAY	
1 -	OUTLAP	88.8	20.166	119.4	29.525	73.7	25.724	115.3	2:01.248	72.24	19.608	14:38:12.287
2 -	33.388	96.8	19.055	119.1	27.557	78.3	24.841	116.5	1:44.841	83.55	3.201	14:39:57.128
3 -	32.785	98.2	18.927	119.6	27.221	76.6	25.134	115.9	1:44.067	84.17	2.427	14:41:41.195
4 -	32.252	98.3	18.864	118.7	26.981	80.8	24.760	115.3	1:42.857	85.16	1.217	14:43:24.052
5 -	31.976	98.1	18.801	118.7	26.719	80.4	24.457	116.7	1:41.953 (3)	85.92	0.313	14:45:06.005
6 -	32.172	99.1	18.786	120.6	26.950	73.5	25.409	117.3	1:43.317	84.78	1.677	14:46:49.322
7 -	32.639	97.5	18.825	119.4	26.803	78.3	24.754	117.9	1:43.021	85.02	1.381	14:48:32.343
8 -	32.221	97.3	19.016	119.4	27.903	73.5	26.560	113.9	1:45.700	82.87	4.060	14:50:18.043
9 -	32.006	97.9	18.922	117.9	26.716	84.6	24.402	115.9	1:42.046	85.84	0.406	14:52:00.089
10 -	33.442	95.7	20.366	84.0	27.215	82.7	24.766	116.3	1:45.789	82.80	4.149	14:53:45.878
11 -	31.725	98.8	18.620	119.6	26.787	80.8	24.669	116.3	1:41.801 (2)	86.04	0.161	14:55:27.679
12 -	31.768	98.5	18.817	117.3	27.973	80.3	IN PIT		2:26.061 P	59.97	44.421	14:57:53.740
13 -	OUTLAP	94.7	19.394	117.1	27.659	78.9	24.844	114.7	1:48.403	80.80	6.763	14:59:42.143
14 -	32.372	97.6	18.839	117.5	26.947	82.9	24.662	113.9	1:42.820	85.19	1.180	15:01:24.963
15 -	32.347	98.1	18.811	118.1	26.847	82.6	24.719	114.9	1:42.724	85.27	1.084	15:03:07.687
16 -	31.888	98.5	18.628	118.9	26.603	81.4	24.521	116.3	1:41.640 (1)	86.18		15:04:49.327
17 -	32.348	97.9	18.689	119.4	27.021	83.1	24.560	114.9	1:42.618	85.36	0.978	15:06:31.945

P9		66		Annabel THOMAS				Honda - Microlise Cresswell Racing				
IDEAL LAP TIME : 1:41.656		BEST LAP TIME : 1:41.711				DIFFERENCE : 0.055						
LAP	SECTOR 1	SECTOR 2		SECTOR 3		SECTOR 4		LAP TIME	MPH	DIFF	TIME OF DAY	
1 -	OUTLAP	90.6	19.293	115.9	28.481	72.3	25.669	116.9	1:49.764	79.80	8.053	14:38:01.331
2 -	33.255	94.6	19.007	116.9	28.048	67.7	25.782	116.5	1:46.092	82.56	4.381	14:39:47.423
3 -	33.470	96.2	18.794	118.1	28.348	68.8	IN PIT		2:00.636 P	72.61	18.925	14:41:48.059
4 -	OUTLAP	96.6	18.835	120.0	27.573	73.9	25.355	116.1	1:46.850	81.98	5.139	14:43:34.909
5 -	32.912	96.5	18.946	119.8	27.471	69.6	25.557	114.9	1:44.886	83.51	3.175	14:45:19.795
6 -	32.474	96.8	18.645	119.4	27.283	76.2	25.172	114.9	1:43.574	84.57	1.863	14:47:03.369
7 -	32.840	95.4	18.712	119.4	27.255	73.3	25.309	110.7	1:44.116	84.13	2.405	14:48:47.485
8 -	32.773	96.1	18.711	117.5	27.605	72.9	IN PIT		3:15.442 P	44.82	1:33.731	14:52:02.927
9 -	OUTLAP	95.7	18.927	119.8	27.092	77.9	24.709	117.1	1:43.980	84.24	2.269	14:53:46.907
10 -	32.246	90.4	19.086	118.9	26.900	81.4	24.765	115.9	1:42.997	85.04	1.286	14:55:29.904
11 -	32.054	97.1	18.503	116.7	26.881	84.0	24.655	116.9	1:42.093 (2)	85.80	0.382	14:57:11.997
12 -	32.292	95.4	18.492	122.0	27.609	72.6	24.798	116.3	1:43.191	84.88	1.480	14:58:55.188
13 -	32.021	96.8	18.646	118.5	26.938	82.1	24.683	115.7	1:42.288 (3)	85.63	0.577	15:00:37.476
14 -	32.359	94.2	18.643	118.5	27.762	70.6	25.741	114.9	1:44.505	83.82	2.794	15:02:21.981
15 -	31.923	95.3	18.505	119.8	26.648	81.6	24.635	115.9	1:41.711 (1)	86.12		15:04:03.692
16 -	33.062	95.1	18.661	118.9	26.729	83.5	24.659	115.7	1:43.111	84.95	1.400	15:05:46.803
17 -	31.958	95.7	18.450	119.8	27.677	75.4	25.041	110.1	1:43.126	84.94	1.415	15:07:29.929

FREE PRACTICE 2 - SECTOR ANALYSIS



SECTOR 1 = FL to I1, SECTOR 2 = I1 to I2 SECTOR 3 = I2 to I3, SECTOR 4 = I3 to FL, DIFF = Difference To Personal Best Lap, P = Crossed Finish Line in Pit Lane, D = Time Disallowed

P10 43		Ryan HITCHCOCK				Honda - Wilson Racing						
IDEAL LAP TIME : 1:42.062		BEST LAP TIME : 1:42.080				DIFFERENCE : 0.018						
LAP	SECTOR 1	SECTOR 2		SECTOR 3		SECTOR 4		LAP TIME	MPH	DIFF	TIME OF DAY	
1 -	OUTLAP	82.8	19.942	115.3	29.419	71.9	26.072	114.7	1:53.204	77.38	11.124	14:38:36.226
2 -	34.967	85.1	19.475	115.7	29.048	72.1	25.732	115.5	1:49.222	80.20	7.142	14:40:25.448
3 -	33.809	88.4	19.187	116.9	28.015	78.7	25.027	117.3	1:46.038	82.61	3.958	14:42:11.486
4 -	33.229	89.0	19.166	116.5	28.296	81.3	24.906	118.1	1:45.597	82.95	3.517	14:43:57.083
5 -	33.046	88.0	19.029	113.3	29.102	64.4	26.036	117.1	1:47.213	81.70	5.133	14:45:44.296
6 -	34.225	92.8	18.984	116.9	27.720	77.0	24.838	116.9	1:45.767	82.82	3.687	14:47:30.063
7 -	32.874	92.3	18.910	118.7	27.634	79.5	24.880	116.5	1:44.298	83.98	2.218	14:49:14.361
8 -	32.715	93.3	18.823	113.1	27.393	82.6	24.391	117.7	1:43.322	84.78	1.242	14:50:57.683
9 -	32.462	94.6	18.921	116.7	27.448	79.3	24.901	115.5	1:43.732	84.44	1.652	14:52:41.415
10 -	32.609	93.2	18.797	117.1	27.234	82.3	24.782	116.5	1:43.422	84.69	1.342	14:54:24.837
11 -	32.575	95.1	18.802	119.4	27.425	78.8	24.818	115.9	1:43.620	84.53	1.540	14:56:08.457
12 -	32.776	92.3	18.966	115.3	27.610	77.5	IN PIT		2:33.588	P	51.508	14:58:42.045
13 -	OUTLAP	95.5	18.867	117.9	27.452	72.2	26.222	114.7	1:48.471	80.75	6.391	15:00:30.516
14 -	33.584	96.8	18.739	117.7	27.189	78.3	24.774	114.3	1:44.286	83.99	2.206	15:02:14.802
15 -	32.324	94.7	18.710	119.1	26.985	80.6	24.539	116.3	1:42.558 (2)	85.41	0.478	15:03:57.360
16 -	32.663	92.6	18.816	118.5	27.076	79.5	24.602	115.3	1:43.157 (3)	84.91	1.077	15:05:40.517
17 -	32.150	95.3	18.728	117.9	26.837	81.7	24.365	117.3	1:42.080 (1)	85.81		15:07:22.597

P11 4		Sullivan MOUNSEY				Honda - Lloyd & Jones PR Racing						
IDEAL LAP TIME : 1:41.582		BEST LAP TIME : 1:42.097				DIFFERENCE : 0.515						
LAP	SECTOR 1	SECTOR 2		SECTOR 3		SECTOR 4		LAP TIME	MPH	DIFF	TIME OF DAY	
1 -	33.462	98.2	18.915	117.1	29.268	58.7	25.674	117.3	1:47.319	81.62	5.222	14:39:47.136
2 -	33.184	99.4	18.737	116.1	28.851	67.5	25.468	116.1	1:46.240	82.45	4.143	14:41:33.376
3 -	32.640	98.3	18.665	115.7	28.875	65.8	25.169	117.7	1:45.349	83.15	3.252	14:43:18.725
4 -	32.369	98.9	18.674	115.5	28.519	64.2	25.161	116.9	1:44.723	83.64	2.626	14:45:03.448
5 -	32.665	97.2	18.747	115.5	28.294	67.2	24.904	118.1	1:44.610	83.73	2.513	14:46:48.058
6 -	32.277	99.4	18.656	116.7	28.118	72.5	24.665	118.5	1:43.716	84.45	1.619	14:48:31.774
7 -	32.166	97.9	18.569	116.5	27.878	71.8	25.056	117.5	1:43.669	84.49	1.572	14:50:15.443
8 -	31.970	98.2	18.634	116.3	28.065	68.2	25.362	118.1	1:44.031	84.20	1.934	14:51:59.474
9 -	33.186	90.3	19.014	116.7	27.834	69.6	24.853	118.1	1:44.887	83.51	2.790	14:53:44.361
10 -	32.161	98.3	18.635	116.9	27.688	70.1	24.864	118.3	1:43.348	84.76	1.251	14:55:27.709
11 -	31.886	98.9	18.510	116.9	27.812	73.5	24.815	117.7	1:43.023	85.02	0.926	14:57:10.732
12 -	32.179	99.7	18.419	116.5	28.489	70.9	24.712	117.5	1:43.799	84.39	1.702	14:58:54.531
13 -	31.788	98.9	21.312	116.5	27.740	74.1	24.611	117.9	1:45.451	83.07	3.354	15:00:39.982
14 -	32.579	94.1	18.741	117.5	27.443	71.7	24.956	119.1	1:43.719	84.45	1.622	15:02:23.701
15 -	31.884	96.5	18.520	116.7	27.296	74.7	24.397	118.7	1:42.097 (1)	85.79		15:04:05.798
16 -	32.088	94.3	18.612	116.3	27.467	74.7	24.345	118.9	1:42.512 (3)	85.45	0.415	15:05:48.310
17 -	32.076	95.4	18.680	116.3	27.620	76.5	24.079	120.0	1:42.455 (2)	85.49	0.358	15:07:30.765

FREE PRACTICE 2 - SECTOR ANALYSIS



SECTOR 1 = FL to I1, SECTOR 2 = I1 to I2 SECTOR 3 = I2 to I3, SECTOR 4 = I3 to FL, DIFF = Difference To Personal Best Lap, P = Crossed Finish Line in Pit Lane, D = Time Disallowed

P12 11		Rossi DOBSON						Honda - Rossi Dobson				
IDEAL LAP TIME : 1:41.932		BEST LAP TIME : 1:42.138						DIFFERENCE : 0.206				
LAP	SECTOR 1	SECTOR 2		SECTOR 3		SECTOR 4		LAP TIME	MPH	DIFF	TIME OF DAY	
1 -	OUTLAP	81.4	19.957	114.7	30.577	67.9	26.076	117.1	1:57.097	74.80	14.959	14:38:11.626
2 -	34.732	96.0	18.815	118.9	28.485	72.0	25.596	118.7	1:47.628	81.38	5.490	14:39:59.254
3 -	33.288	93.0	19.047	119.1	28.352	73.9	25.159	118.7	1:45.846	82.76	3.708	14:41:45.100
4 -	33.400	97.9	18.692	119.1	28.182	74.1	25.200	116.9	1:45.474	83.05	3.336	14:43:30.574
5 -	33.162	92.5	18.662	120.9	27.651	75.6	24.773	116.5	1:44.248	84.02	2.110	14:45:14.822
6 -	35.394	85.0	19.499	118.9	28.323	76.9	25.166	116.1	1:48.382	80.82	6.244	14:47:03.204
7 -	33.089	92.3	18.758	111.4	28.115	76.6	25.925	116.3	1:45.887	82.72	3.749	14:48:49.091
8 -	32.418	95.0	18.514	114.9	27.715	76.0	25.268	115.5	1:43.915	84.29	1.777	14:50:33.006
9 -	32.499	97.6	18.471	120.6	27.226	79.5	24.991	115.3	1:43.187	84.89	1.049	14:52:16.193
10 -	32.533	98.9	18.527	119.4	27.278	78.1	24.677	115.5	1:43.015	85.03	0.877	14:53:59.208
11 -	32.454	100.7	18.380	119.4	27.181	80.3	24.754	115.7	1:42.769	(3) 85.23	0.631	14:55:41.977
12 -	32.190	98.9	18.583	120.2	27.048	83.3	24.317	117.5	1:42.138	(1) 85.76		14:57:24.115
13 -	32.317	99.4	18.461	120.4	27.126	79.5	24.650	116.3	1:42.554	(2) 85.41	0.416	14:59:06.669
14 -	32.383	98.9	18.515	120.0	28.591	68.9	IN PIT		2:00.462	P 72.71	18.324	15:01:07.131
15 -	OUTLAP	65.7	21.339	103.5	30.096	73.3	25.542	115.9	1:59.014	73.60	16.876	15:03:06.145
16 -	32.246	99.2	18.377	120.2	27.617	79.2	24.619	116.3	1:42.859	85.16	0.721	15:04:49.004
17 -	32.276	99.4	18.451	120.4	27.959	70.6	25.844	112.0	1:44.530	83.80	2.392	15:06:33.534

P13 74		James COOK						Honda - Wilson Racing				
IDEAL LAP TIME : 1:42.073		BEST LAP TIME : 1:42.151						DIFFERENCE : 0.078				
LAP	SECTOR 1	SECTOR 2		SECTOR 3		SECTOR 4		LAP TIME	MPH	DIFF	TIME OF DAY	
1 -	OUTLAP	82.0	20.210	110.9	29.937	69.4	25.860	113.7	1:54.555	76.46	12.404	14:38:38.176
2 -	34.191	89.3	18.935	118.9	28.844	67.9	25.392	117.9	1:47.362	81.59	5.211	14:40:25.538
3 -	32.927	90.8	18.726	119.8	27.970	76.6	24.890	115.1	1:44.513	83.81	2.362	14:42:10.051
4 -	33.365	81.4	19.794	119.1	28.109	78.3	24.839	116.5	1:46.107	82.55	3.956	14:43:56.158
5 -	33.201	90.1	19.334	114.7	28.599	66.1	25.417	115.3	1:46.551	82.21	4.400	14:45:42.709
6 -	32.550	96.4	20.303	117.1	27.622	78.7	24.537	115.1	1:45.012	83.41	2.861	14:47:27.721
7 -	32.327	94.9	18.681	118.5	27.273	79.4	24.680	115.1	1:42.961	85.07	0.810	14:49:10.682
8 -	32.218	95.7	18.573	120.0	27.275	80.7	24.574	114.1	1:42.640	(2) 85.34	0.489	14:50:53.322
9 -	32.154	93.8	18.725	118.5	27.453	79.7	24.608	114.7	1:42.940	85.09	0.789	14:52:36.262
10 -	32.359	95.5	18.600	119.1	27.391	81.7	24.535	115.7	1:42.885	85.14	0.734	14:54:19.147
11 -	32.164	96.2	18.666	118.7	27.535	80.2	24.513	115.7	1:42.878	85.14	0.727	14:56:02.025
12 -	32.250	97.1	18.455	118.5	27.838	81.4	24.400	117.1	1:42.943	85.09	0.792	14:57:44.968
13 -	32.070	95.1	18.562	120.0	27.939	80.9	IN PIT		2:06.103	P 69.46	23.952	14:59:51.071
14 -	OUTLAP	95.5	18.704	118.3	27.417	80.7	24.662	115.3	1:45.779	82.81	3.628	15:01:36.850
15 -	32.079	97.6	18.524	120.9	27.162	82.7	24.386	116.5	1:42.151	(1) 85.75		15:03:19.001
16 -	32.771	91.9	18.621	118.7	28.670	70.3	25.154	116.7	1:45.216	83.25	3.065	15:05:04.217
17 -	32.146	97.1	18.831	118.9	27.362	80.7	24.422	114.5	1:42.761	(3) 85.24	0.610	15:06:46.978

P14 5		Mason Cade JOHNSON						Honda - Johnson Racing				
IDEAL LAP TIME : 1:42.088		BEST LAP TIME : 1:42.365						DIFFERENCE : 0.277				
LAP	SECTOR 1	SECTOR 2		SECTOR 3		SECTOR 4		LAP TIME	MPH	DIFF	TIME OF DAY	
1 -	33.793	95.1	19.054	114.1	28.081	63.9	25.919	115.3	1:46.847	81.98	4.482	14:39:47.717
2 -	33.295	94.7	18.860	118.5	28.271	67.9	25.909	115.5	1:46.335	82.37	3.970	14:41:34.052
3 -	32.923	92.4	19.007	117.3	27.841	67.5	25.439	115.9	1:45.210	83.26	2.845	14:43:19.262
4 -	33.059	94.6	18.677	119.1	27.716	71.3	25.527	114.9	1:44.979	83.44	2.614	14:45:04.241
5 -	32.918	94.9	18.879	112.9	27.735	70.1	IN PIT		2:36.582	P 55.94	54.217	14:47:40.823
6 -	OUTLAP	96.8	18.714	118.3	27.683	74.4	24.873	114.1	1:46.409	82.32	4.044	14:49:27.232
7 -	32.765	95.8	18.804	117.3	27.105	75.5	24.994	113.9	1:43.668	84.49	1.303	14:51:10.900
8 -	32.782	94.2	18.721	117.5	27.340	75.9	24.723	113.7	1:43.566	84.58	1.201	14:52:54.466
9 -	32.555	97.3	18.613	117.9	27.154	76.2	24.637	113.7	1:42.959	85.08	0.594	14:54:37.425
10 -	32.341	97.2	18.677	117.7	27.733	72.2	25.381	112.7	1:44.132	84.12	1.767	14:56:21.557
11 -	32.268	97.6	18.619	117.5	27.235	76.9	24.759	113.3	1:42.881	85.14	0.516	14:58:04.438
12 -	32.191	96.9	18.671	117.7	27.187	78.8	24.742	114.1	1:42.791	85.21	0.426	14:59:47.229
13 -	32.056	96.6	18.663	118.1	27.058	79.7	24.783	113.5	1:42.560	(3) 85.41	0.195	15:01:29.789
14 -	32.186	97.5	18.538	118.5	27.202	78.4	24.496	115.1	1:42.422	(2) 85.52	0.057	15:03:12.211
15 -	32.311	95.1	18.526	117.3	27.010	76.0	24.727	113.9	1:42.574	85.40	0.209	15:04:54.785
16 -	32.096	96.9	18.631	118.3	27.121	78.8	24.517	114.7	1:42.365	(1) 85.57		15:06:37.150

Weather / Track : Cloudy / Dry

Brands Hatch GP
Circuit Length = 2.4332 miles
Start: 14:36 Flag 15:06 End: 15:08

MCRCB BULLETIN TK068

2020 Bennetts British Superbike Championship - Round 6

2020 Honda British Talent Cup

FREE PRACTICE 2 - SECTOR ANALYSIS



SECTOR 1 = FL to I1, SECTOR 2 = I1 to I2 SECTOR 3 = I2 to I3, SECTOR 4 = I3 to FL, DIFF = Difference To Personal Best Lap, P = Crossed Finish Line in Pit Lane, D = Time Disallowed

P15 29		Lucas BROWN				Honda - Amphibian Scaffolding / SP125 Racing						
IDEAL LAP TIME : 1:42.336		BEST LAP TIME : 1:42.682				DIFFERENCE : 0.346						
LAP	SECTOR 1	SECTOR 2		SECTOR 3		SECTOR 4		LAP TIME	MPH	DIFF	TIME OF DAY	
1 -	OUTLAP	79.2	21.302	106.5	32.880	62.9	27.350	112.5	2:06.594	69.19	23.912	14:38:20.581
2 -	35.760	90.8	19.523	112.2	29.773	65.0	25.829	115.1	1:50.885	78.99	8.203	14:40:11.466
3 -	33.820	95.7	18.830	117.3	28.946	68.8	25.601	115.1	1:47.197	81.71	4.515	14:41:58.663
4 -	33.190	96.4	18.881	115.3	28.258	71.3	25.146	114.7	1:45.475	83.05	2.793	14:43:44.138
5 -	32.701	97.2	18.762	115.9	28.122	72.9	24.855	114.9	1:44.440	83.87	1.758	14:45:28.578
6 -	32.609	93.9	18.764	117.7	27.866	72.0	24.798	115.3	1:44.037	84.19	1.355	14:47:12.615
7 -	33.567	96.5	18.880	117.7	28.702	72.1	26.058	115.3	1:47.207	81.70	4.525	14:48:59.822
8 -	32.444	93.7	20.373	116.7	28.108	73.9	24.810	114.5	1:45.735	82.84	3.053	14:50:45.557
9 -	32.520	98.6	18.833	118.5	27.740	72.1	25.481	114.1	1:44.574	83.76	1.892	14:52:30.131
10 -	32.766	95.4	18.595	117.9	27.760	77.6	24.639	115.1	1:43.760	84.42	1.078	14:54:13.891
11 -	32.480	95.7	18.702	117.3	28.018	74.9	24.738	115.3	1:43.938	84.27	1.256	14:55:57.829
12 -	33.087	94.1	19.161	117.3	27.851	76.0	24.529	115.1	1:44.628	83.72	1.946	14:57:42.457
13 -	32.578	100.3	18.674	115.7	27.266	74.8	24.641	116.9	1:43.159 (3)	84.91	0.477	14:59:25.616
14 -	31.946	97.5	18.765	118.1	27.385	76.9	24.586	114.7	1:42.682 (1)	85.31		15:01:08.298
15 -	32.253	98.1	18.643	118.1	27.534	77.1	24.631	114.7	1:43.061 (2)	84.99	0.379	15:02:51.359
16 -	32.313	94.7	18.692	118.5	27.495	76.5	24.711	113.9	1:43.211	84.87	0.529	15:04:34.570
17 -	33.365	93.5	20.328	113.1	29.633	69.1	26.653	99.2	1:49.979	79.65	7.297	15:06:24.549

P16 75		Jonathan GARNES				Honda - Microlise Cresswell Racing						
IDEAL LAP TIME : 1:42.602		BEST LAP TIME : 1:42.911				DIFFERENCE : 0.309						
LAP	SECTOR 1	SECTOR 2		SECTOR 3		SECTOR 4		LAP TIME	MPH	DIFF	TIME OF DAY	
1 -	OUTLAP	74.0	20.908	112.5	31.531	67.9	26.457	119.6	2:00.749	72.54	17.838	14:38:15.528
2 -	35.315	90.3	19.378	122.9	30.113	70.8	25.915	118.1	1:50.721	79.11	7.810	14:40:06.249
3 -	33.971	98.9	18.877	122.9	29.037	77.6	25.304	118.7	1:47.189	81.72	4.278	14:41:53.438
4 -	33.203	97.9	18.596	124.0	29.104	76.6	25.659	118.9	1:46.562	82.20	3.651	14:43:40.000
5 -	32.940	97.9	18.481	124.7	28.716	70.4	25.257	119.1	1:45.394	83.11	2.483	14:45:25.394
6 -	33.399	95.7	19.007	124.9	29.340	74.3	25.074	119.4	1:46.820	82.00	3.909	14:47:12.214
7 -	33.460	101.6	18.921	121.5	28.636	74.3	25.155	118.7	1:46.172	82.50	3.261	14:48:58.386
8 -	32.539	99.5	18.948	122.9	28.232	74.3	24.943	118.3	1:44.662	83.69	1.751	14:50:43.048
9 -	33.535	92.4	18.837	116.7	28.880	77.3	IN PIT		2:37.944 P	55.46	55.033	14:53:20.992
10 -	OUTLAP	100.6	19.401	119.6	28.854	77.4	29.054	118.9	2:01.179	72.28	18.268	14:55:22.171
11 -	32.646	98.1	18.544	124.5	27.963	70.2	25.317	120.0	1:44.470	83.85	1.559	14:57:06.641
12 -	32.192	102.7	18.480	124.5	27.545	78.6	24.694	118.9	1:42.911 (1)	85.12		14:58:49.552
13 -	32.536	98.6	18.493	124.2	27.795	80.4	24.896	120.2	1:43.720	84.45	0.809	15:00:33.272
14 -	32.798	95.4	19.540	125.6	27.732	78.3	24.520	119.6	1:44.590	83.75	1.679	15:02:17.862
15 -	32.260	100.9	18.369	123.8	27.690	78.8	24.706	118.1	1:43.025 (2)	85.02	0.114	15:04:00.887
16 -	32.474	100.6	18.788	122.2	27.716	79.3	24.697	119.8	1:43.675 (3)	84.49	0.764	15:05:44.562
17 -	32.168	97.8	18.649	122.6	28.161	76.6	24.754	119.4	1:43.732	84.44	0.821	15:07:28.294

P17 57		Josh HIATT				Honda - Wilson Racing						
IDEAL LAP TIME : 1:42.558		BEST LAP TIME : 1:42.914				DIFFERENCE : 0.356						
LAP	SECTOR 1	SECTOR 2		SECTOR 3		SECTOR 4		LAP TIME	MPH	DIFF	TIME OF DAY	
1 -	OUTLAP	85.7	20.076	114.3	28.954	74.8	25.672	110.7	1:52.335	77.97	9.421	14:38:48.217
2 -	33.984	95.5	19.441	113.7	28.313	75.4	25.287	112.2	1:47.025	81.84	4.111	14:40:35.242
3 -	33.153	96.1	19.183	116.3	27.656	78.9	25.077	112.9	1:45.069	83.37	2.155	14:42:20.311
4 -	32.733	96.8	18.993	116.5	27.625	78.7	24.973	114.5	1:44.324	83.96	1.410	14:44:04.635
5 -	32.251	97.1	18.796	117.3	27.549	79.2	24.638	113.3	1:43.234 (2)	84.85	0.320	14:45:47.869
6 -	32.365	97.3	18.672	118.1	27.665	80.3	24.674	114.3	1:43.376	84.73	0.462	14:47:31.245
7 -	32.145	96.8	18.868	117.3	27.367	76.6	24.892	115.1	1:43.272 (3)	84.82	0.358	14:49:14.517
8 -	32.271	96.9	18.902	115.3	27.197	82.3	24.544	113.1	1:42.914 (1)	85.11		14:50:57.431

Weather / Track : Cloudy / Dry

Brands Hatch GP
Circuit Length = 2.4332 miles
Start: 14:36 Flag 15:06 End: 15:08

MCRCB BULLETIN TK068

2020 Bennetts British Superbike Championship - Round 6

2020 Honda British Talent Cup

FREE PRACTICE 2 - SECTOR ANALYSIS



SECTOR 1 = FL to I1, SECTOR 2 = I1 to I2 SECTOR 3 = I2 to I3, SECTOR 4 = I3 to FL, DIFF = Difference To Personal Best Lap, P = Crossed Finish Line in Pit Lane, D = Time Disallowed

P18 48		Ollie WALKER				Honda - Moto Rapido / SP125 Racing						
IDEAL LAP TIME : 1:42.495		BEST LAP TIME : 1:43.262				DIFFERENCE : 0.767						
LAP	SECTOR 1	SECTOR 2		SECTOR 3		SECTOR 4		LAP TIME	MPH	DIFF	TIME OF DAY	
1 -	OUTLAP	82.2	19.567	111.2	29.722	66.3	26.008	117.1	1:52.084	78.15	8.822	14:38:05.213
2 -	33.980	94.9	19.018	117.9	28.471	70.1	25.294	116.5	1:46.763	82.04	3.501	14:39:51.976
3 -	33.032	96.0	18.638	119.4	27.839	70.1	25.436	116.9	1:44.945	83.47	1.683	14:41:36.921
4 -	32.900	93.7	18.641	120.9	27.812	72.9	25.089	117.7	1:44.442	83.87	1.180	14:43:21.363
5 -	32.761	96.8	18.605	119.6	27.455	75.8	24.774	118.3	1:43.595	84.55	0.333	14:45:04.958
6 -	32.530	95.3	18.476	119.6	27.753	69.2	25.063	118.1	1:43.822	84.37	0.560	14:46:48.780
7 -	32.126	97.2	18.400	117.7	28.023	70.9	24.875	118.1	1:43.424 (2)	84.69	0.162	14:48:32.204
8 -	32.463	93.4	18.764	120.2	27.657	71.8	24.755	118.1	1:43.639	84.52	0.377	14:50:15.843
9 -	32.301	97.3	18.467	120.4	27.698	70.1	25.103	116.9	1:43.569 (3)	84.57	0.307	14:51:59.412
10 -	33.006	93.4	18.561	118.7	27.634	76.8	24.805	116.3	1:44.006	84.22	0.744	14:53:43.418
11 -	32.424	98.9	18.596	118.7	27.728	76.0	24.514	117.9	1:43.262 (1)	84.83		14:55:26.680

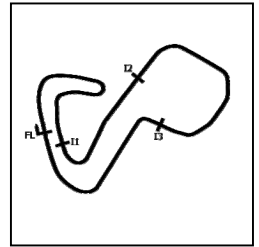
P19 96		Rossi BANHAM				Honda - MJL Racing						
IDEAL LAP TIME : 1:43.084		BEST LAP TIME : 1:43.292				DIFFERENCE : 0.208						
LAP	SECTOR 1	SECTOR 2		SECTOR 3		SECTOR 4		LAP TIME	MPH	DIFF	TIME OF DAY	
1 -	OUTLAP	80.1	20.861	110.9	30.713	65.7	26.588	113.1	1:57.057	74.83	13.765	14:38:14.624
2 -	34.341	84.8	19.136	110.0	29.413	74.7	25.412	114.7	1:48.302	80.88	5.010	14:40:02.926
3 -	34.181	88.0	19.098	109.8	29.111	76.7	25.256	114.5	1:47.646	81.37	4.354	14:41:50.572
4 -	34.140	86.5	19.035	108.2	29.132	73.8	25.339	113.3	1:47.646	81.37	4.354	14:43:38.218
5 -	33.730	90.6	18.978	112.0	28.898	76.0	25.338	113.5	1:46.944	81.91	3.652	14:45:25.162
6 -	33.541	92.8	18.916	113.5	29.189	78.4	25.439	112.9	1:47.085	81.80	3.793	14:47:12.247
7 -	33.899	92.4	19.125	115.1	28.508	78.2	24.955	113.1	1:46.487	82.26	3.195	14:48:58.734
8 -	32.902	93.2	18.747	116.7	28.195	77.9	24.886	114.1	1:44.730	83.64	1.438	14:50:43.464
9 -	32.775	96.9	18.779	112.0	28.052	82.1	25.048	114.3	1:44.654	83.70	1.362	14:52:28.118
10 -	32.933	93.4	18.728	114.9	28.092	81.6	24.985	114.7	1:44.738	83.63	1.446	14:54:12.856
11 -	33.031	93.3	18.840	115.7	28.004	82.1	24.921	114.9	1:44.796	83.58	1.504	14:55:57.652
12 -	33.181	94.2	18.694	117.1	27.794	80.8	24.714	114.9	1:44.383	83.92	1.091	14:57:42.035
13 -	33.001	96.2	18.906	113.3	27.729	80.0	24.594	116.3	1:44.230	84.04	0.938	14:59:26.265
14 -	32.696	95.3	18.693	117.9	27.412	82.3	24.497	114.9	1:43.298 (2)	84.80	0.006	15:01:09.563
15 -	32.819	96.0	18.553	117.1	27.562	81.5	24.554	114.9	1:43.488 (3)	84.64	0.196	15:02:53.051
16 -	32.622	93.5	18.650	117.5	27.482	81.4	24.538	114.5	1:43.292 (1)	84.80		15:04:36.343
17 -	32.773	96.4	18.600	117.3	27.507	84.0	24.663	113.1	1:43.543	84.60	0.251	15:06:19.886

P20 99		Bailey STUART-CAMPBELL				Honda - 151s S-C Racing						
IDEAL LAP TIME : 1:43.587		BEST LAP TIME : 1:43.730				DIFFERENCE : 0.143						
LAP	SECTOR 1	SECTOR 2		SECTOR 3		SECTOR 4		LAP TIME	MPH	DIFF	TIME OF DAY	
1 -	OUTLAP	84.6	20.510	114.1	30.920	65.7	26.641	118.5	1:59.590	73.24	15.860	14:38:14.221
2 -	33.706	94.2	19.224	122.2	28.954	70.1	25.828	117.7	1:47.712	81.32	3.982	14:40:01.933
3 -	33.425	96.6	19.054	122.9	28.491	72.7	25.467	117.7	1:46.437	82.30	2.707	14:41:48.370
4 -	33.280	96.4	19.030	121.1	28.432	73.5	25.630	117.7	1:46.372	82.35	2.642	14:43:34.742
5 -	32.744	95.4	19.362	119.8	28.063	72.2	25.428	119.4	1:45.597	82.95	1.867	14:45:20.339
6 -	33.109	91.9	18.874	122.0	27.812	77.1	24.938	117.7	1:44.733	83.63	1.003	14:47:05.072
7 -	32.908	96.5	19.241	121.3	28.181	77.6	25.105	117.5	1:45.435	83.08	1.705	14:48:50.507
8 -	33.440	96.6	18.842	120.9	27.931	76.0	25.225	116.1	1:45.438	83.08	1.708	14:50:35.945
9 -	33.163	95.1	18.921	120.6	27.977	79.0	25.151	116.5	1:45.212	83.25	1.482	14:52:21.157
10 -	32.736	96.6	18.653	123.1	28.138	72.3	25.105	117.3	1:44.632 (3)	83.72	0.902	14:54:05.789
11 -	32.641	97.3	18.774	121.5	28.002	74.4	25.325	115.5	1:44.742	83.63	1.012	14:55:50.531
12 -	32.762	98.6	19.002	120.0	28.122	75.5	25.286	115.5	1:45.172	83.29	1.442	14:57:35.703
13 -	32.874	98.1	19.229	120.4	28.012	78.9	25.177	115.9	1:45.292	83.19	1.562	14:59:20.995
14 -	32.488	100.0	18.796	120.0	27.601	76.0	24.845	117.3	1:43.730 (1)	84.44		15:01:04.725
15 -	32.569	98.6	19.081	119.4	27.904	78.6	24.863	117.3	1:44.417 (2)	83.89	0.687	15:02:49.142
16 -	32.612	98.5	18.875	120.9	28.102	77.5	25.180	116.1	1:44.769	83.61	1.039	15:04:33.911
17 -	33.079	96.9	19.070	120.6	28.185	75.6	25.494	115.9	1:45.828	82.77	2.098	15:06:19.739

Weather / Track : Cloudy / Dry

Brands Hatch GP
Circuit Length = 2.4332 miles
Start: 14:36 Flag 15:06 End: 15:08

FREE PRACTICE 2 - SECTOR ANALYSIS



SECTOR 1 = FL to I1, SECTOR 2 = I1 to I2 SECTOR 3 = I2 to I3, SECTOR 4 = I3 to FL, DIFF = Difference To Personal Best Lap, P = Crossed Finish Line in Pit Lane, D = Time Disallowed

P21 46		Elliott DUFTON				Honda - D&D Racing						
IDEAL LAP TIME : 1:43.665		BEST LAP TIME : 1:43.737				DIFFERENCE : 0.072						
LAP	SECTOR 1	SECTOR 2		SECTOR 3		SECTOR 4		LAP TIME	MPH	DIFF	TIME OF DAY	
1 -	OUTLAP	91.1	19.807	116.3	29.472	69.3	26.417	113.7	1:53.535	77.15	9.798	14:38:04.818
2 -	34.355	93.3	19.540	118.5	28.926	70.7	26.051	115.9	1:48.872	80.46	5.135	14:39:53.690
3 -	33.456	92.8	19.293	116.5	28.873	67.5	25.984	115.1	1:47.606	81.40	3.869	14:41:41.296
4 -	33.904	96.0	19.180	119.1	28.118	72.7	25.675	114.9	1:46.877	81.96	3.140	14:43:28.173
5 -	33.340	97.3	19.270	116.3	28.109	73.5	25.659	114.3	1:46.378	82.34	2.641	14:45:14.551
6 -	33.853	96.0	19.386	115.9	28.241	73.7	25.523	113.9	1:47.003	81.86	3.266	14:47:01.554
7 -	33.073	96.0	19.403	115.5	27.984	74.1	25.373	114.5	1:45.833	82.77	2.096	14:48:47.387
8 -	33.472	99.5	19.017	117.1	27.664	75.2	25.665	114.9	1:45.818	82.78	2.081	14:50:33.205
9 -	32.931	98.2	18.948	117.5	27.764	74.8	25.230	115.9	1:44.873 (3)	83.52	1.136	14:52:18.078
10 -	32.978	95.3	19.930	113.5	28.175	76.0	25.009	114.9	1:46.092	82.56	2.355	14:54:04.170
11 -	32.598	96.6	19.165	116.7	27.683	75.3	IN PIT		2:50.318 P	51.43	1:06.581	14:56:54.488
12 -	OUTLAP	97.2	19.304	116.1	28.173	69.6	26.171	112.5	1:48.596	80.66	4.859	14:58:43.084
13 -	33.260	98.3	18.954	119.6	28.359	76.0	25.119	114.9	1:45.692	82.88	1.955	15:00:28.776
14 -	32.602	97.3	19.116	116.3	27.517	77.3	25.171	114.7	1:44.406 (2)	83.90	0.669	15:02:13.182
15 -	32.501	99.4	18.963	118.5	27.207	80.2	25.066	115.3	1:43.737 (1)	84.44		15:03:56.919
16 -	33.395	89.1	19.254	116.9	27.574	75.8	25.094	114.7	1:45.317	83.17	1.580	15:05:42.236
17 -	34.286	81.1	19.990	116.1	28.113	75.9	25.707	114.1	1:48.096	81.03	4.359	15:07:30.332

P22 15		Harrison CROSBY				Honda - Banks Racing						
IDEAL LAP TIME : 1:44.088		BEST LAP TIME : 1:44.445				DIFFERENCE : 0.357						
LAP	SECTOR 1	SECTOR 2		SECTOR 3		SECTOR 4		LAP TIME	MPH	DIFF	TIME OF DAY	
1 -	OUTLAP	82.8	19.532	115.1	29.500	71.0	25.997	114.7	1:51.987	78.22	7.542	14:38:02.501
2 -	33.480	96.5	19.043	114.9	28.550	69.5	25.372	116.7	1:46.445	82.29	2.000	14:39:48.946
3 -	32.915	95.0	18.721	120.6	28.224	71.6	25.150	117.5	1:45.010 (2)	83.41	0.565	14:41:33.956
4 -	32.326	98.3	18.598	114.7	29.155	67.1	25.151	116.5	1:45.230 (3)	83.24	0.785	14:43:19.186
5 -	32.606	96.6	18.675	117.9	28.122	68.6	25.042	118.1	1:44.445 (1)	83.87		14:45:03.631
6 -	32.666	94.3	18.642	113.1	28.486	69.1	25.573	118.5	1:45.367	83.13	0.922	14:46:48.998

P23 14		Evann PENDRILL				Honda - VHC Racing						
IDEAL LAP TIME : 1:45.041		BEST LAP TIME : 1:45.116				DIFFERENCE : 0.075						
LAP	SECTOR 1	SECTOR 2		SECTOR 3		SECTOR 4		LAP TIME	MPH	DIFF	TIME OF DAY	
1 -	OUTLAP	84.4	20.234	101.8	30.477	61.8	26.327	110.7	1:54.648	76.40	9.532	14:38:06.511
2 -	34.748	88.6	19.692	110.0	29.752	65.0	25.902	110.9	1:50.094	79.56	4.978	14:39:56.605
3 -	34.432	94.9	19.327	112.9	28.733	65.9	25.831	110.5	1:48.323	80.86	3.207	14:41:44.928
4 -	33.634	93.9	19.323	112.7	28.901	65.7	25.912	110.0	1:47.770	81.28	2.654	14:43:32.698
5 -	33.373	96.1	19.224	112.5	28.795	67.4	25.940	110.3	1:47.332	81.61	2.216	14:45:20.030
6 -	33.196	97.1	19.111	113.1	28.517	70.2	25.440	110.7	1:46.264	82.43	1.148	14:47:06.294
7 -	33.084	97.3	19.140	112.9	28.403	73.0	25.435	109.8	1:46.062	82.59	0.946	14:48:52.356
8 -	33.001	98.8	19.026	113.1	28.211	72.8	25.481	109.6	1:45.719	82.85	0.603	14:50:38.075
9 -	32.887	96.6	19.083	111.8	28.003	74.3	25.309	110.1	1:45.282 (2)	83.20	0.166	14:52:23.357
10 -	32.902	97.1	19.117	112.2	27.986	73.5	25.535	109.4	1:45.540	83.00	0.424	14:54:08.897
11 -	33.015	95.8	19.140	111.8	27.991	75.3	25.339	109.6	1:45.485 (3)	83.04	0.369	14:55:54.382
12 -	32.820	96.2	19.101	111.8	27.895	75.7	25.300	109.6	1:45.116 (1)	83.33		14:57:39.498
13 -	32.998	96.8	19.228	108.9	28.343	76.2	25.475	109.6	1:46.044	82.60	0.928	14:59:25.542
14 -	33.342	87.6	19.737	111.1	29.652	65.3	IN PIT		2:29.590 P	58.55	44.474	15:01:55.132
15 -	OUTLAP	90.3	20.088	108.9	28.695	71.8	25.565	108.2	1:52.303	78.00	7.187	15:03:47.435

FREE PRACTICE 2 - SECTOR ANALYSIS



SECTOR 1 = FL to I1, SECTOR 2 = I1 to I2 SECTOR 3 = I2 to I3, SECTOR 4 = I3 to FL, DIFF = Difference To Personal Best Lap, P = Crossed Finish Line in Pit Lane, D = Time Disallowed

P24 44		Lucas HILL				Honda - Ashcourt Racing						
IDEAL LAP TIME : 1:45.173		BEST LAP TIME : 1:45.401				DIFFERENCE : 0.228						
LAP	SECTOR 1	SECTOR 2		SECTOR 3		SECTOR 4		LAP TIME	MPH	DIFF	TIME OF DAY	
1 -	OUTLAP	73.7	21.414	98.6	33.756	61.0	26.984	113.5	2:06.221	69.40	20.820	14:38:21.471
2 -	36.672	83.0	19.806	112.9	30.387	64.2	26.608	114.5	1:53.473	77.19	8.072	14:40:14.944
3 -	34.558	88.8	19.274	114.3	29.865	59.9	26.399	114.7	1:50.096	79.56	4.695	14:42:05.040
4 -	34.550	87.9	19.251	116.7	29.904	63.6	26.265	115.1	1:49.970	79.65	4.569	14:43:55.010
5 -	34.104	89.7	19.265	110.1	29.773	62.6	26.013	115.9	1:49.155	80.25	3.754	14:45:44.165
6 -	34.788	81.5	19.929	97.8	31.023	65.7	29.594	114.5	1:55.334	75.95	9.933	14:47:39.499
7 -	34.081	89.4	19.186	118.1	29.779	63.4	IN PIT		2:43.879	P 53.45	58.478	14:50:23.378
8 -	OUTLAP	84.6	19.401	116.1	29.302	68.1	25.499	115.7	1:53.397	77.24	7.996	14:52:16.775
9 -	33.894	84.8	20.545	108.4	29.205	69.9	25.099	114.9	1:48.743	80.55	3.342	14:54:05.518
10 -	33.397	90.6	18.903	120.6	28.708	69.5	25.214	116.3	1:46.222	(3) 82.46	0.821	14:55:51.740
11 -	33.399	94.1	18.800	119.1	28.435	71.6	25.148	115.3	1:45.782	(2) 82.81	0.381	14:57:37.522
12 -	40.594	90.0	19.370	118.7	28.573	71.0	25.471	115.3	1:54.008	76.83	8.607	14:59:31.530
13 -	44.681	91.6	19.199	118.3	28.928	66.1	26.539	115.1	1:59.347	73.39	13.946	15:01:30.877
14 -	33.936	98.9	18.726	118.7	28.921	68.8	25.444	114.3	1:47.027	81.84	1.626	15:03:17.904
15 -	33.463	93.0	18.750	120.2	28.713	70.7	25.314	115.5	1:46.240	82.45	0.839	15:05:04.144
16 -	33.358	90.9	18.954	119.6	28.104	73.9	24.985	117.3	1:45.401	(1) 83.10		15:06:49.545

P25 90		Harry COOK				Honda - JDF Racing						
IDEAL LAP TIME : 1:45.607		BEST LAP TIME : 1:46.428				DIFFERENCE : 0.821						
LAP	SECTOR 1	SECTOR 2		SECTOR 3		SECTOR 4		LAP TIME	MPH	DIFF	TIME OF DAY	
1 -	OUTLAP	79.9	19.644	105.6	29.408	64.3	26.158	113.7	1:52.661	77.75	6.233	14:38:04.895
2 -	33.583	84.7	19.794	109.4	28.969	67.5	26.044	114.9	1:48.390	80.81	1.962	14:39:53.285
3 -	33.410	85.1	19.567	113.1	28.888	67.8	25.935	113.9	1:47.800	81.26	1.372	14:41:41.085
4 -	34.529	83.0	19.627	117.1	28.863	64.3	IN PIT		3:04.445	P 47.49	1:18.017	14:44:45.530
5 -	OUTLAP	87.3	19.738	110.5	29.281	65.7	26.285	112.5	1:49.724	79.83	3.296	14:46:35.254
6 -	33.717	85.5	19.664	109.6	29.122	68.8	25.795	113.1	1:48.298	80.88	1.870	14:48:23.552
7 -	33.739	90.4	19.719	110.9	28.931	74.0	26.003	112.7	1:48.392	80.81	1.964	14:50:11.944
8 -	32.865	90.0	19.517	116.3	28.724	64.6	25.840	111.8	1:46.946	81.90	0.518	14:51:58.890
9 -	33.581	85.4	19.608	110.3	28.186	69.9	25.557	115.3	1:46.932	81.91	0.504	14:53:45.822
10 -	33.206	88.6	19.361	109.4	28.994	67.1	25.763	113.1	1:47.324	81.62	0.896	14:55:33.146
11 -	33.143	89.4	19.256	112.4	28.944	65.3	25.908	112.7	1:47.251	81.67	0.823	14:57:20.397
12 -	33.094	88.4	19.373	112.9	28.529	71.8	25.513	115.5	1:46.509	(2) 82.24	0.081	14:59:06.906
13 -	33.190	89.4	19.164	115.9	28.569	68.4	25.774	112.7	1:46.697	82.10	0.269	15:00:53.603
14 -	33.331	90.3	19.254	113.3	28.704	70.2	25.833	113.3	1:47.122	81.77	0.694	15:02:40.725
15 -	33.193	88.7	19.350	117.7	28.373	68.6	25.660	113.5	1:46.576	(3) 82.19	0.148	15:04:27.301
16 -	33.018	88.8	19.352	108.4	28.666	71.4	25.392	115.3	1:46.428	(1) 82.30		15:06:13.729

P26 2		Rhys COATES				Honda - Ernie Coates Race Support						
IDEAL LAP TIME : 1:46.856		BEST LAP TIME : 1:47.656				DIFFERENCE : 0.800						
LAP	SECTOR 1	SECTOR 2		SECTOR 3		SECTOR 4		LAP TIME	MPH	DIFF	TIME OF DAY	
1 -	OUTLAP	81.1	19.753	110.3	30.620	70.1	26.773	113.9	1:57.837	74.33	10.181	14:38:11.241
2 -	36.161	92.5	18.966	113.7	29.191	75.0	26.037	113.5	1:50.355	79.37	2.699	14:40:01.596
3 -	34.545	92.0	18.997	115.7	29.238	76.1	25.759	113.9	1:48.539	(3) 80.70	0.883	14:41:50.135
4 -	35.183	86.0	19.367	107.5	29.588	75.0	26.244	113.9	1:50.382	79.35	2.726	14:43:40.517
5 -	34.492	90.9	19.982	112.2	29.479	75.2	25.731	112.9	1:49.684	79.86	2.028	14:45:30.201
6 -	34.190	89.0	19.217	112.7	29.213	74.8	25.925	113.1	1:48.545	80.70	0.889	14:47:18.746
7 -	34.522	86.0	19.318	114.3	28.635	74.4	IN PIT		2:10.196	P 67.28	22.540	14:49:28.942
8 -	OUTLAP	90.5	19.175	109.6	29.269	73.9	25.886	113.9	1:54.325	76.62	6.669	14:51:23.267
9 -	35.773	77.0	19.698	115.1	29.200	67.5	26.037	113.7	1:50.708	79.12	3.052	14:53:13.975
10 -	34.320	88.8	19.298	116.3	28.855	78.5	25.421	114.3	1:47.894	(2) 81.18	0.238	14:55:01.869
11 -	33.936	90.5	19.487	113.5	29.179	74.3	IN PIT		2:06.792	P 69.08	19.136	14:57:08.661
12 -	OUTLAP	92.4	19.106	116.3	28.674	77.4	25.422	115.9	1:48.195	80.96	0.539	14:58:56.856
13 -	34.712	90.3	21.122	84.7	29.463	79.7	25.571	113.9	1:50.868	79.01	3.212	15:00:47.724
14 -	33.897	88.1	18.914	110.9	29.054	74.0	25.791	114.1	1:47.656	(1) 81.36		15:02:35.380
15 -	34.882	82.9	19.269	114.7	29.526	72.5	IN PIT		2:05.525	P 69.78	17.869	15:04:40.905
16 -	OUTLAP	84.3	19.512	115.9	28.624	76.1	25.716	113.5	1:48.737	80.55	1.081	15:06:29.642

MCRCB BULLETIN TK068

2020 Bennetts British Superbike Championship - Round 6

2020 Honda British Talent Cup

FREE PRACTICE 2 - SECTOR ANALYSIS



SECTOR 1 = FL to I1, SECTOR 2 = I1 to I2 SECTOR 3 = I2 to I3, SECTOR 4 = I3 to FL, DIFF = Difference To Personal Best Lap, P = Crossed Finish Line in Pit Lane, D = Time Disallowed

P27 65		Alexander ROWAN				Honda - Alexander Rowan Racing						
IDEAL LAP TIME : 1:48.546		BEST LAP TIME : 1:48.705				DIFFERENCE : 0.159						
LAP	SECTOR 1	SECTOR 2		SECTOR 3		SECTOR 4		LAP TIME	MPH	DIFF	TIME OF DAY	
1 -	OUTLAP	72.7	21.438	93.5	32.763	64.0	27.455	116.3	2:02.148	71.71	13.443	14:38:21.195
2 -	36.645	84.6	20.320	108.2	30.725	67.3	26.796	117.5	1:54.486	76.51	5.781	14:40:15.681
3 -	35.923	81.9	19.700	118.9	30.061	70.1	26.416	118.3	1:52.100	78.14	3.395	14:42:07.781
4 -	35.450	83.3	19.879	114.7	30.194	69.8	26.482	116.7	1:52.005	78.20	3.300	14:43:59.786
5 -	35.558	89.5	19.602	121.1	29.864	72.3	25.998	115.9	1:51.022	78.90	2.317	14:45:50.808
6 -	35.495	89.3	19.727	120.0	29.719	70.9	26.086	117.1	1:51.027	78.89	2.322	14:47:41.835
7 -	34.873	89.9	19.578	118.9	29.520	73.5	26.585	116.5	1:50.556	79.23	1.851	14:49:32.391
8 -	35.819	91.5	19.403	120.9	29.462	75.0	25.771	115.9	1:50.455	79.30	1.750	14:51:22.846
9 -	34.686	93.5	19.312	120.9	29.341	71.8	25.714	116.1	1:49.053 (2)	80.32	0.348	14:53:11.899
10 -	34.367	92.5	19.627	120.6	29.466	75.8	25.814	116.5	1:49.274 (3)	80.16	0.569	14:55:01.173
11 -	34.412	93.4	19.250	119.6	29.329	75.4	25.714	116.1	1:48.705 (1)	80.58		14:56:49.878
12 -	34.620	94.2	19.320	121.1	29.267	77.0	26.089	115.7	1:49.296	80.14	0.591	14:58:39.174
13 -	35.140	96.0	19.198	120.6	30.426	70.8	26.332	116.5	1:51.096	78.84	2.391	15:00:30.270

P28 27		Calum BEACH				Honda - Calum Beach Racing / SP125 Racing						
IDEAL LAP TIME : 1:48.382		BEST LAP TIME : 1:48.775				DIFFERENCE : 0.393						
LAP	SECTOR 1	SECTOR 2		SECTOR 3		SECTOR 4		LAP TIME	MPH	DIFF	TIME OF DAY	
1 -	OUTLAP	77.1	20.567	111.8	30.639	64.2	26.981	114.1	1:59.374	73.38	10.599	14:38:13.290
2 -	36.789	84.5	20.104	114.7	30.559	64.2	26.636	113.1	1:54.088	76.78	5.313	14:40:07.378
3 -	35.952	82.9	20.032	115.7	29.774	64.2	26.524	114.3	1:52.282	78.01	3.507	14:41:59.660
4 -	35.758	87.6	19.951	115.9	30.035	64.7	26.643	112.7	1:52.387	77.94	3.612	14:43:52.047
5 -	35.615	89.2	19.848	116.5	29.597	66.1	26.418	113.3	1:51.478	78.57	2.703	14:45:43.525
6 -	35.121	86.0	19.853	116.7	29.252	72.1	26.332	112.7	1:50.558	79.23	1.783	14:47:34.083
7 -	35.405	89.8	19.741	113.5	30.194	66.4	IN PIT		3:58.359 P	36.75	2:09.584	14:51:32.442
8 -	OUTLAP	89.4	20.010	115.7	29.746	67.9	26.532	111.6	1:54.411	76.56	5.636	14:53:26.853
9 -	35.682	89.1	19.746	115.3	29.233	72.7	26.166	112.9	1:50.827	79.04	2.052	14:55:17.680
10 -	34.889	89.8	19.421	116.1	29.045	71.0	26.031	113.9	1:49.386	80.08	0.611	14:57:07.066
11 -	34.388	92.3	19.377	117.7	29.659	66.6	26.004	113.9	1:49.428	80.05	0.653	14:58:56.494
12 -	34.536	92.5	19.532	116.3	29.367	69.7	25.999	113.5	1:49.434	80.04	0.659	15:00:45.928
13 -	34.614	91.5	19.599	116.5	29.033	73.5	26.044	112.9	1:49.290 (3)	80.15	0.515	15:02:35.218
14 -	34.702	90.8	19.569	116.5	29.034	72.8	25.963	112.9	1:49.268 (2)	80.16	0.493	15:04:24.486
15 -	34.680	93.5	19.478	116.1	28.908	73.2	25.709	113.1	1:48.775 (1)	80.53		15:06:13.261

P29 69		Gary SCOTT				Honda - Scott Racing						
IDEAL LAP TIME : 1:48.981		BEST LAP TIME : 1:49.401				DIFFERENCE : 0.420						
LAP	SECTOR 1	SECTOR 2		SECTOR 3		SECTOR 4		LAP TIME	MPH	DIFF	TIME OF DAY	
1 -	OUTLAP	84.6	20.209	109.4	30.925	67.9	27.668	112.4	1:59.656	73.20	10.255	14:38:14.951
2 -	36.801	98.1	20.029	110.5	31.252	69.2	27.158	112.9	1:55.240	76.01	5.839	14:40:10.191
3 -	37.147	90.5	19.712	111.8	32.096	68.1	27.130	113.1	1:56.085	75.46	6.684	14:42:06.276
4 -	36.621	90.4	22.455	94.7	31.106	71.8	26.921	112.9	1:57.103	74.80	7.702	14:44:03.379
5 -	35.558	97.6	19.472	113.9	30.832	71.4	26.687	113.3	1:52.549	77.83	3.148	14:45:55.928
6 -	35.556	97.6	19.463	114.7	30.148	70.8	26.454	112.7	1:51.621	78.47	2.220	14:47:47.549
7 -	35.090	98.1	19.380	115.5	29.911	73.5	26.381	112.9	1:50.762	79.08	1.361	14:49:38.311
8 -	40.765	97.1	21.589	108.0	33.387	64.9	IN PIT		3:08.233 P	46.53	1:18.832	14:52:46.544
9 -	OUTLAP	96.9	19.909	114.9	30.623	71.6	26.551	112.9	2:00.853	72.48	11.452	14:54:47.397
10 -	38.402	68.5	30.230	74.8	30.758	72.9	26.496	113.1	2:05.886	69.58	16.485	14:56:53.283
11 -	34.492	98.3	19.293	116.1	29.733	73.1	26.533	112.9	1:50.051 (3)	79.59	0.650	14:58:43.334
12 -	34.713	93.0	19.227	117.5	29.308	76.0	26.153	113.7	1:49.401 (1)	80.07		15:00:32.735
13 -	34.498	99.2	19.028	117.5	29.734	74.8	26.616	113.9	1:49.876 (2)	79.72	0.475	15:02:22.611

Weather / Track : Cloudy / Dry

Brands Hatch GP
Circuit Length = 2.4332 miles
Start: 14:36 Flag 15:06 End: 15:08

MCRCB BULLETIN TK069

2020 Bennetts British Superbike Championship - Round 6

2020 Honda British Talent Cup

FREE PRACTICE 2 - BEST SECTORS

SECTOR 1				SECTOR 2				SECTOR 3				SECTOR 4				IDEAL / BEST COMPARISON		
POS	NO	NAME	TIME	NO	NAME	TIME	NO	NAME	TIME	NO	NAME	TIME	POS	NO	NAME	IDEAL	BEST	DIFF
															PERFECT LAP	1:38.092		
1	17	BOURNE	30.845	8	O'SHEA	17.905	17	BOURNE	25.727	17	BOURNE	23.615	1	17	BOURNE	1:38.352	1:38.548	0.196
2	8	O'SHEA	30.885	72	O'GORMA	17.986	16	CLARIDG	26.047	8	O'SHEA	23.712	2	8	O'SHEA	1:38.706	1:38.946	0.240
3	16	CLARIDG	30.946	52	BELFORD	18.029	8	O'SHEA	26.204	72	O'GORMA	23.741	3	16	CLARIDGE	1:38.840	1:39.304	0.464
4	37	TINKER	31.049	16	CLARIDG	18.041	71	FARRER	26.318	16	CLARIDG	23.806	4	52	BELFORD	1:39.541	1:39.828	0.287
5	52	BELFORD	31.167	71	FARRER	18.069	52	BELFORD	26.414	71	FARRER	23.850	5	71	FARRER	1:39.543	1:39.702	0.159
6	72	O'GORMA	31.256	37	TINKER	18.134	37	TINKER	26.497	52	BELFORD	23.931	6	72	O'GORMAN	1:39.600	1:39.879	0.279
7	71	FARRER	31.306	17	BOURNE	18.165	7	LYONS	26.603	37	TINKER	24.003	7	37	TINKER	1:39.683	1:39.879	0.196
8	7	LYONS	31.725	75	GARNESS	18.369	72	O'GORMA	26.617	4	MOUNSEY	24.079	8	7	LYONS	1:41.350	1:41.640	0.290
9	4	MOUNSEY	31.788	11	DOBSON	18.377	66	THOMAS	26.648	11	DOBSON	24.317	9	4	MOUNSEY	1:41.582	1:42.097	0.515
10	66	THOMAS	31.923	48	WALKER	18.400	43	HITCHCO	26.837	43	HITCHCO	24.365	10	66	THOMAS	1:41.656	1:41.711	0.055
11	29	BROWN	31.946	4	MOUNSEY	18.419	5	JOHNSON	27.010	74	COOK	24.386	11	11	DOBSON	1:41.932	1:42.138	0.206
12	5	JOHNSON	32.056	66	THOMAS	18.450	11	DOBSON	27.048	7	LYONS	24.402	12	43	HITCHCOCK	1:42.062	1:42.080	0.018
13	74	COOK	32.070	74	COOK	18.455	74	COOK	27.162	5	JOHNSON	24.496	13	74	COOK	1:42.073	1:42.151	0.078
14	48	WALKER	32.126	5	JOHNSON	18.526	57	HIATT	27.197	96	BANHAM	24.497	14	5	JOHNSON	1:42.088	1:42.365	0.277
15	57	HIATT	32.145	96	BANHAM	18.553	46	DUFTON	27.207	48	WALKER	24.514	15	29	BROWN	1:42.336	1:42.682	0.346
16	43	HITCHCO	32.150	29	BROWN	18.595	29	BROWN	27.266	75	GARNESS	24.520	16	48	WALKER	1:42.495	1:43.262	0.767
17	75	GARNESS	32.168	15	CROSBY	18.598	4	MOUNSEY	27.296	29	BROWN	24.529	17	57	HIATT	1:42.558	1:42.914	0.356
18	11	DOBSON	32.190	7	LYONS	18.620	96	BANHAM	27.412	57	HIATT	24.544	18	75	GARNESS	1:42.602	1:42.911	0.309
19	15	CROSBY	32.326	99	STUART-	18.653	48	WALKER	27.455	66	THOMAS	24.635	19	96	BANHAM	1:43.084	1:43.292	0.208
20	99	STUART-	32.488	57	HIATT	18.672	75	GARNESS	27.545	99	STUART-	24.845	20	99	STUART-CAMPBELL	1:43.587	1:43.730	0.143
21	46	DUFTON	32.501	43	HITCHCO	18.710	99	STUART-	27.601	44	HILL	24.985	21	46	DUFTON	1:43.665	1:43.737	0.072
22	96	BANHAM	32.622	44	HILL	18.726	14	PENDRIL	27.895	46	DUFTON	25.009	22	15	CROSBY	1:44.088	1:44.445	0.357
23	14	PENDRIL	32.820	2	COATES	18.914	44	HILL	28.104	15	CROSBY	25.042	23	14	PENDRILL	1:45.041	1:45.116	0.075
24	90	COOK	32.865	46	DUFTON	18.948	15	CROSBY	28.122	14	PENDRIL	25.300	24	44	HILL	1:45.173	1:45.401	0.228
25	44	HILL	33.358	14	PENDRIL	19.026	90	COOK	28.186	90	COOK	25.392	25	90	COOK	1:45.607	1:46.428	0.821
26	2	COATES	33.897	69	SCOTT	19.028	2	COATES	28.624	2	COATES	25.421	26	2	COATES	1:46.856	1:47.656	0.800
27	65	ROWAN	34.367	90	COOK	19.164	27	BEACH	28.908	27	BEACH	25.709	27	27	BEACH	1:48.382	1:48.775	0.393
28	27	BEACH	34.388	65	ROWAN	19.198	65	ROWAN	29.267	65	ROWAN	25.714	28	65	ROWAN	1:48.546	1:48.705	0.159
29	69	SCOTT	34.492	27	BEACH	19.377	69	SCOTT	29.308	69	SCOTT	26.153	29	69	SCOTT	1:48.981	1:49.401	0.420

Weather / Track : Cloudy / Dry

Brands Hatch GP

Circuit Length = 2.4332 miles

Start: 14:36 Flag 15:06 End: 15:08

Results can be found at www.tsl-timing.com

Printed - 15:10 Friday, 16 October 2020

MCRCB BULLETIN TK070**2020 Bennetts British Superbike Championship - Round 6****2020 Honda British Talent Cup****FREE PRACTICE 2 - BEST SPEEDS**

POS	INTERMEDIATE 1			INTERMEDIATE 2			INTERMEDIATE 3			FINISH LINE		
	NO	NAME	MPH	NO	NAME	MPH	NO	NAME	MPH	NO	NAME	MPH
1	8	O'SHEA	103.0	75	GARNESS	125.6	16	CLARIDGE	89.8	8	O'SHEA	121.7
2	72	O'GORMAN	102.7	71	FARRER	125.4	17	BOURNE	88.1	72	O'GORMAN	121.5
3	75	GARNESS	102.7	72	O'GORMAN	125.4	71	FARRER	86.7	75	GARNESS	120.2
4	52	BELFORD	102.1	8	O'SHEA	124.2	8	O'SHEA	85.7	17	BOURNE	120.0
5	16	CLARIDGE	101.0	17	BOURNE	123.5	37	TINKER	85.7	4	MOUNSEY	120.0
6	71	FARRER	101.0	99	STUART-CAMPBELL	123.1	52	BELFORD	85.1	71	FARRER	119.4
7	11	DOBSON	100.7	52	BELFORD	122.9	7	LYONS	84.6	99	STUART-CAMPBELL	119.4
8	37	TINKER	100.3	16	CLARIDGE	122.0	72	O'GORMAN	84.4	16	CLARIDGE	119.1
9	29	BROWN	100.3	66	THOMAS	122.0	66	THOMAS	84.0	52	BELFORD	118.9
10	99	STUART-CAMPBELL	100.0	37	TINKER	121.1	96	BANHAM	84.0	11	DOBSON	118.7
11	4	MOUNSEY	99.7	65	ROWAN	121.1	11	DOBSON	83.3	15	CROSBY	118.5
12	46	DUFTON	99.5	11	DOBSON	120.9	74	COOK	82.7	48	WALKER	118.3
13	17	BOURNE	99.2	74	COOK	120.9	43	HITCHCOCK	82.6	65	ROWAN	118.3
14	69	SCOTT	99.2	48	WALKER	120.9	57	HIATT	82.3	43	HITCHCOCK	118.1
15	7	LYONS	99.1	7	LYONS	120.6	75	GARNESS	80.4	7	LYONS	117.9
16	48	WALKER	98.9	15	CROSBY	120.6	46	DUFTON	80.2	74	COOK	117.9
17	44	HILL	98.9	44	HILL	120.6	2	COATES	79.7	37	TINKER	117.3
18	14	PENDRILL	98.8	46	DUFTON	119.6	5	JOHNSON	79.7	44	HILL	117.3
19	15	CROSBY	98.3	43	HITCHCOCK	119.4	99	STUART-CAMPBELL	79.0	66	THOMAS	117.1
20	74	COOK	97.6	5	JOHNSON	119.1	29	BROWN	77.6	29	BROWN	116.9
21	5	JOHNSON	97.6	29	BROWN	118.5	65	ROWAN	77.0	96	BANHAM	116.3
22	57	HIATT	97.3	57	HIATT	118.1	48	WALKER	76.8	5	JOHNSON	115.9
23	66	THOMAS	97.1	96	BANHAM	117.9	4	MOUNSEY	76.5	46	DUFTON	115.9
24	96	BANHAM	96.9	90	COOK	117.7	14	PENDRILL	76.2	2	COATES	115.9
25	43	HITCHCOCK	96.8	27	BEACH	117.7	69	SCOTT	76.0	90	COOK	115.5
26	65	ROWAN	96.0	4	MOUNSEY	117.5	90	COOK	74.0	57	HIATT	115.1
27	27	BEACH	93.5	69	SCOTT	117.5	44	HILL	73.9	27	BEACH	114.3
28	2	COATES	92.5	2	COATES	116.3	27	BEACH	73.5	69	SCOTT	113.9
29	90	COOK	90.4	14	PENDRILL	113.1	15	CROSBY	71.6	14	PENDRILL	110.9

Weather / Track : Cloudy / Dry

Results can be found at www.tsl-timing.com

Brands Hatch GP

Circuit Length = 2.4332 miles

Start: 14:36 Flag 15:06 End: 15:08

Printed - 15:10 Friday, 16 October 2020

MCRCB BULLETIN TK071

2020 Bennetts British Superbike Championship - Round 6

2020 Honda British Talent Cup

FREE PRACTICE 2 - STATISTICS

Competitors Started 29
Planned Start 2020-10-16 @ 14:35:00.000
Actual Start 2020-10-16 @ 14:36:06.995
Finish Time 2020-10-16 @ 15:06:06.995
Track Length 2.4332mi.
Total Laps 449
Total Distance Covered 1092.5470mi.

Session Fastest Lap History

NO	NAME	LAP TIME	TIME OF DAY	LAP	VEHICLE
71	Charlie FARRER	1:42.934	14:39:39.317	2	Honda
71	Charlie FARRER	1:41.590	14:41:20.907	3	Honda
71	Charlie FARRER	1:41.117	14:43:02.024	4	Honda
17	Franco BOURNE	1:41.058	14:43:19.325	4	Honda
16	Harvey CLARIDGE	1:40.324	14:44:58.073	5	Honda
16	Harvey CLARIDGE	1:40.008	14:46:38.082	6	Honda
17	Franco BOURNE	1:39.210	14:46:39.389	6	Honda
17	Franco BOURNE	1:38.793	14:58:44.861	12	Honda
17	Franco BOURNE	1:38.548	15:03:42.987	15	Honda

Flag History

TYPE	TIME OF DAY
GREEN	14:36:06.995
FINISH	15:06:06.995

Flag Statistics

TYPE	COUNT	TOTAL LAPS	TOTAL TIME
Green	1	18	32:13.004
Red	0	0	0.000
Safety Car	0	0	0.000
FCY	0	0	0.000

Weather / Track : Cloudy / Dry

Results can be found at www.tsl-timing.com

Brands Hatch GP
Circuit Length = 2.4332 miles
Start: 14:36 Flag 15:06 End: 15:08

Printed - 15:11 Friday, 16 October 2020

MCRCB BULLETIN TK072

2020 Bennetts British Superbike Championship - Round 6

2020 Honda British Talent Cup

FREE PRACTICE 2 - SESSION NOTES

TIME	MESSAGE
14:47:47	NO. 15 - FALLER AT COOPER STR - RIDER OK
14:51:48	NO. 57 - FALLER AT GRAHAM HILL - RIDER OK
14:57:28	NO. 48 - STOPPED TECHNICAL PROBLEM PILGRIMS DROP
15:04:33	NO. 14 - STOPPED TECHNICAL PROBLEM DRUIDS

Weather / Track : Cloudy / Dry

Results can be found at www.tsl-timing.com

Brands Hatch GP
Circuit Length = 2.4332 miles
Start: 14:36 Flag 15:06 End: 15:08

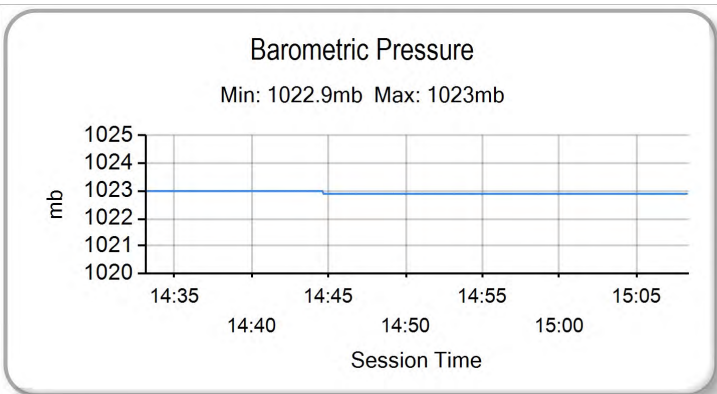
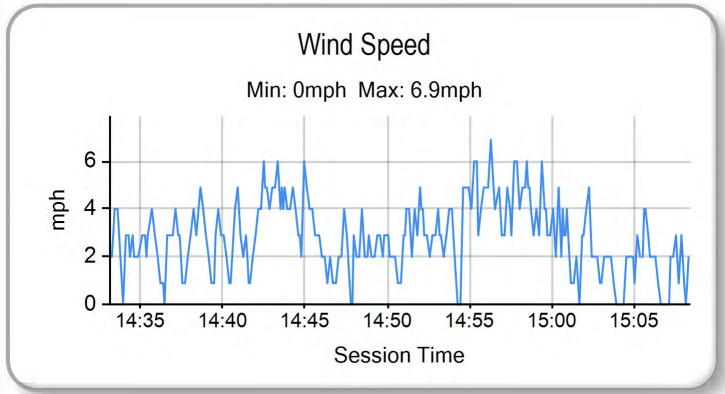
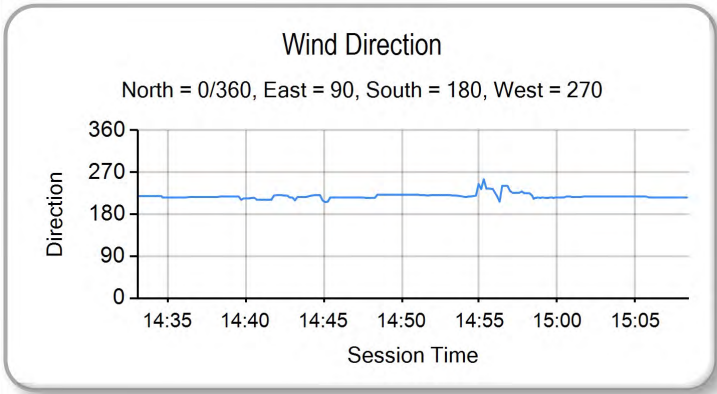
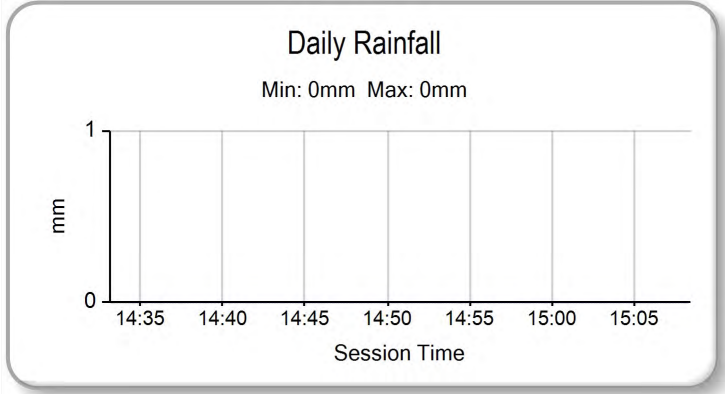
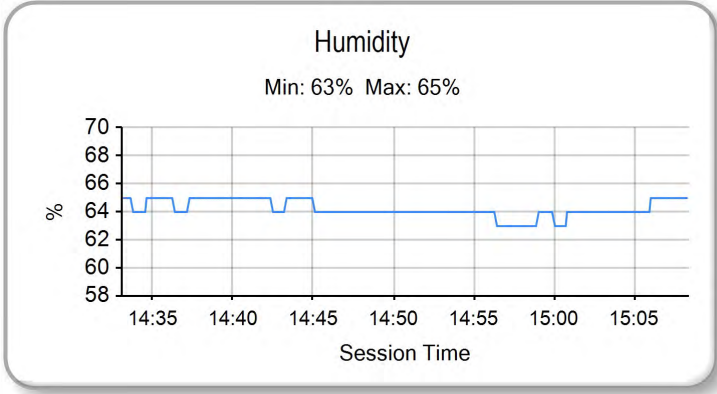
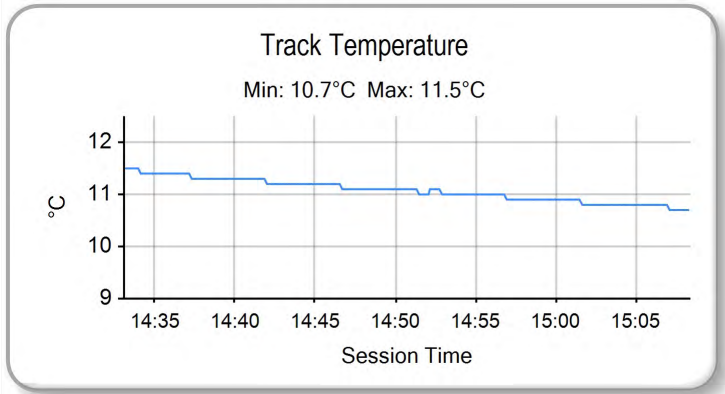
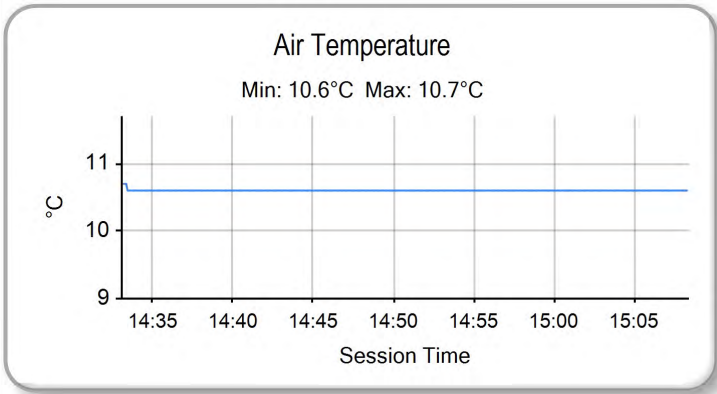
Printed - 15:11 Friday, 16 October 2020

MCRCB BULLETIN TK073

2020 Bennetts British Superbike Championship - Round 6

2020 Honda British Talent Cup

FREE PRACTICE 2 - WEATHER CONDITIONS



Weather / Track : Cloudy / Dry

Results can be found at www.tsl-timing.com

Brands Hatch GP
Circuit Length = 2.4332 miles
Start: 14:36 Flag 15:06 End: 15:08

Printed - 15:12 Friday, 16 October 2020

FREE PRACTICE - COMBINED CLASSIFICATION

POS	NO	NAME	NAT	ENTRY	FIRST		SECOND		GAP	DIFF
					TIME	LAPS	TIME	LAPS		
1	17	Franco BOURNE	GBR	Honda - Franco Bourne Racing / SP125 Racing	1:42.235	8	1:38.548	17		
2	8	Eddie O'SHEA	GBR	Honda - WAM	1:42.003	13	1:38.946	18	0.398	0.398
3	16	Harvey CLARIDGE	GBR	Honda - City Lifting / SP125 Racing	1:42.898	12	1:39.304	16	0.756	0.358
4	71	Charlie FARRER	GBR	Honda - Victoria House Racing Academy / Mortimer Racir	1:43.111	8	1:39.702	16	1.154	0.398
5	52	Evan BELFORD	GBR	Honda - City Lifting by RS Racing	1:43.113	11	1:39.828	16	1.280	0.126
6	72	Casey O'GORMAN	GBR	Honda - Microlise Cresswell Racing	1:43.198	14	1:39.879	18	1.331	0.051
7	37	Corey TINKER	GBR	Honda - Stauff Fluid Power Academy	1:44.355	13	1:39.879	16	1.331	0.000
8	7	Jamie LYONS	GBR	Honda - Jamie Lyons Racing	1:44.560	14	1:41.640	17	3.092	1.761
9	66	Annabel THOMAS	GBR	Honda - Microlise Cresswell Racing	1:47.548	12	1:41.711	17	3.163	0.071
10	43	Ryan HITCHCOCK	GBR	Honda - Wilson Racing	1:48.885	12	1:42.080	17	3.532	0.369
11	4	Sullivan MOUNSEY	GBR	Honda - Lloyd & Jones PR Racing	1:46.569	13	1:42.097	17	3.549	0.017
12	11	Rossi DOBSON	GBR	Honda - Rossi Dobson	1:47.212	14	1:42.138	17	3.590	0.041
13	74	James COOK	GBR	Honda - Wilson Racing	1:45.540	13	1:42.151	17	3.603	0.013
14	5	Mason Cade JOHNSON	GBR	Honda - Johnson Racing	1:44.489	13	1:42.365	16	3.817	0.214
15	29	Lucas BROWN	GBR	Honda - Amphibian Scaffolding / SP125 Racing	1:45.704	13	1:42.682	17	4.134	0.317
16	75	Jonathan GARNESS	GBR	Honda - Microlise Cresswell Racing	1:48.653	13	1:42.911	17	4.363	0.229
17	57	Josh HIATT	GBR	Honda - Wilson Racing	1:48.614	12	1:42.914	8	4.366	0.003
18	48	Ollie WALKER	GBR	Honda - Moto Rapido / SP125 Racing	1:48.976	11	1:43.262	11	4.714	0.348
19	96	Rossi BANHAM	GBR	Honda - MJL Racing	1:51.510	13	1:43.292	17	4.744	0.030
20	99	Bailey STUART-CAMPBELL	GBR	Honda - 151s S-C Racing	1:52.076	10	1:43.730	17	5.182	0.438
21	46	Elliott DUFTON	GBR	Honda - D&D Racing	1:54.026	8	1:43.737	17	5.189	0.007
22	15	Harrison CROSBY	GBR	Honda - Banks Racing	1:47.570	12	1:44.445	6	5.897	0.708
23	14	Evann PENDRILL	GBR	Honda - VHC Racing	1:54.091	10	1:45.116	15	6.568	0.671
24	44	Lucas HILL	GBR	Honda - Ashcourt Racing	1:50.459	12	1:45.401	16	6.853	0.285
25	90	Harry COOK	GBR	Honda - JDF Racing	1:50.277	11	1:46.428	16	7.880	1.027
26	2	Rhys COATES	GBR	Honda - Ernie Coates Race Support	1:50.497	14	1:47.656	16	9.108	1.228
QUALIFYING LAPTIME (110.0% of 1:38.548) = 1:48.402										
27	65	Alexander ROWAN	GBR	Honda - Alexander Rowan Racing	1:53.088	11	1:48.705	13	10.157	1.049
28	27	Calum BEACH	GBR	Honda - Calum Beach Racing / SP125 Racing	1:54.836	10	1:48.775	15	10.227	0.070
29	69	Gary SCOTT	GBR	Honda - Scott Racing		0	1:49.401	13	10.853	0.626

Weather / Track : Cloudy / Dry

These results are provisional until the conclusion of any judicial and technical matters.

Brands Hatch GP

Circuit Length = 2.4332 miles

Start: 14:36 Flag 15:06 End: 15:08

Race Director :	Stewards :	Timekeeper :
-----------------	------------	--------------

Results can be found at www.britishsuperbike.com

Printed - 15:13 Friday, 16 October 2020

QUALIFYING - CLASSIFICATION

POS	NO	NAME	NAT	ENTRY	TIME	ON	LAPS	GAP	DIFF	MPH
1	16	Harvey CLARIDGE	GBR	Honda - City Lifting / SP125 Racing	1:48.415	10	10			80.79
2	17	Franco BOURNE	GBR	Honda - Franco Bourne Racing / SP125 Racing	1:48.723	11	12	0.308	0.308	80.57
3	71	Charlie FARRER	GBR	Honda - Victoria House Racing Academy / Mortimer Raci	1:48.754	15	16	0.339	0.031	80.54
4	8	Eddie O'SHEA	GBR	Honda - WAM	1:49.260	13	15	0.845	0.506	80.17
5	7	Jamie LYONS	GBR	Honda - Jamie Lyons Racing	1:50.372	16	16	1.957	1.112	79.36
6	66	Annabel THOMAS	GBR	Honda - Microlise Cresswell Racing	1:50.512	12	14	2.097	0.140	79.26
7	72	Casey O'GORMAN	GBR	Honda - Microlise Cresswell Racing	1:50.533	15	15	2.118	0.021	79.25
8	75	Jonathan GARNES	GBR	Honda - Microlise Cresswell Racing	1:50.865	13	15	2.450	0.332	79.01
9	11	Rossi DOBSON	GBR	Honda - Rossi Dobson	1:50.927	15	15	2.512	0.062	78.96
10	5	Mason Cade JOHNSON	GBR	Honda - Johnson Racing	1:51.052	12	12	2.637	0.125	78.88
11	15	Harrison CROSBY	GBR	Honda - Banks Racing	1:51.207	11	14	2.792	0.155	78.77
12	37	Corey TINKER	GBR	Honda - Stauff Fluid Power Academy	1:51.423	11	15	3.008	0.216	78.61
13	4	Sullivan MOUNSEY	GBR	Honda - Lloyd & Jones PR Racing	1:52.135	14	16	3.720	0.712	78.11
14	57	Josh HIATT	GBR	Honda - Wilson Racing	1:52.829	16	16	4.414	0.694	77.63
15	46	Elliott DUFTON	GBR	Honda - D&D Racing	1:53.560	14	14	5.145	0.731	77.13
16	74	James COOK	GBR	Honda - Wilson Racing	1:54.843	7	7	6.428	1.283	76.27
17	65	Alexander ROWAN	GBR	Honda - Alexander Rowan Racing	1:54.932	15	15	6.517	0.089	76.21
18	99	Bailey STUART-CAMPBELL	GBR	Honda - 151s S-C Racing	1:55.309	12	14	6.894	0.377	75.96
19	43	Ryan HITCHCOCK	GBR	Honda - Wilson Racing	1:55.388	13	14	6.973	0.079	75.91
20	90	Harry COOK	GBR	Honda - JDF Racing	1:55.590	6	6	7.175	0.202	75.78
21	29	Lucas BROWN	GBR	Honda - Amphibian Scaffolding / SP125 Racing	1:55.990	15	15	7.575	0.400	75.52
22	52	Evan BELFORD	GBR	Honda - City Lifting by RS Racing	1:56.165	6	8	7.750	0.175	75.40
23	48	Ollie WALKER	GBR	Honda - Moto Rapido / SP125 Racing	1:56.826	12	15	8.411	0.661	74.98
24	69	Gary SCOTT	GBR	Honda - Scott Racing	1:56.935	14	15	8.520	0.109	74.91
25	2	Rhys COATES	GBR	Honda - Ernie Coates Race Support	1:57.680	10	15	9.265	0.745	74.43
QUALIFYING LAPTIME (110.0% of 1:48.415) = 1:59.256										
26	44	Lucas HILL	GBR	Honda - Ashcourt Racing	2:00.795	7	12	12.380	3.115	72.51
27	96	Rossi BANHAM	GBR	Honda - MJL Racing	2:01.490	9	11	13.075	0.695	72.10
28	27	Calum BEACH	GBR	Honda - Calum Beach Racing / SP125 Racing	2:04.983	13	14	16.568	3.493	70.08

Weather / Track : Cloudy / Damp

These results are provisional until the conclusion of any judicial and technical matters.

Brands Hatch GP

Circuit Length = 2.4332 miles

Start: 09:00 Flag 09:30 End: 09:32

Race Director :	Stewards :	Timekeeper :
-----------------	------------	--------------

Results can be found at www.britishsuperbike.com

Printed - 09:32 Saturday, 17 October 2020

MCRCB BULLETIN TK107

2020 Bennetts British Superbike Championship - Round 6

2020 Honda British Talent Cup

QUALIFYING - SECTOR ANALYSIS



SECTOR 1 = FL to I1, SECTOR 2 = I1 to I2 SECTOR 3 = I2 to I3, SECTOR 4 = I3 to FL, DIFF = Difference To Personal Best Lap, P = Crossed Finish Line in Pit Lane, D = Time Disallowed

P1 16		Harvey CLARIDGE				Honda - City Lifting / SP125 Racing						
IDEAL LAP TIME : 1:48.293		BEST LAP TIME : 1:48.415				DIFFERENCE : 0.122						
LAP	SECTOR 1	SECTOR 2		SECTOR 3		SECTOR 4		LAP TIME	MPH	DIFF	TIME OF DAY	
1 -	OUTLAP	83.6	21.610	112.5	31.141	67.3	27.786	112.7	2:00.325	72.80	11.910	09:03:34.805
2 -	37.730	91.4	20.716	118.3	30.028	70.7	27.549	114.3	1:56.023	75.50	7.608	09:05:30.828
3 -	36.670	93.8	20.482	118.5	30.165	73.6	26.597	113.9	1:53.914	76.89	5.499	09:07:24.742
4 -	36.180	92.9	20.273	118.5	29.269	75.3	26.470	113.9	1:52.192	78.07	3.777	09:09:16.934
5 -	35.391	95.1	20.113	118.5	28.842	76.7	26.113	114.7	1:50.459	79.30	2.044	09:11:07.393
6 -	34.859	93.5	20.046	119.4	29.228	74.7	26.066	115.7	1:50.199 (3)	79.49	1.784	09:12:57.592
7 -	34.926	94.6	20.739	117.7	29.649	72.2	IN PIT		3:35.493 P	40.65	1:47.078	09:16:33.085
8 -	OUTLAP	93.4	20.217	118.1	28.759	77.1	26.340	113.7	1:51.902	78.28	3.487	09:18:24.987
9 -	34.627	95.5	19.854	119.1	29.179	75.4	26.219	113.7	1:49.879 (2)	79.72	1.464	09:20:14.866
10 -	34.513	95.3	19.976	119.1	28.192	78.5	25.734	115.3	1:48.415 (1)	80.79		09:22:03.281

P2 17		Franco BOURNE				Honda - Franco Bourne Racing / SP125 Racing						
IDEAL LAP TIME : 1:48.551		BEST LAP TIME : 1:48.723				DIFFERENCE : 0.172						
LAP	SECTOR 1	SECTOR 2		SECTOR 3		SECTOR 4		LAP TIME	MPH	DIFF	TIME OF DAY	
1 -	OUTLAP	74.8	21.799	95.1	33.351	63.4	27.692	113.3	2:05.302	69.90	16.579	09:02:16.213
2 -	37.254	81.4	20.486	116.1	31.116	65.6	27.566	113.9	1:56.422	75.24	7.699	09:04:12.635
3 -	36.666	82.5	20.464	116.3	30.406	64.9	27.266	114.7	1:54.802	76.30	6.079	09:06:07.437
4 -	36.145	87.1	20.114	114.1	29.720	66.7	IN PIT		2:27.454 P	59.40	38.731	09:08:34.891
5 -	OUTLAP	87.9	20.094	118.3	29.444	70.8	26.287	113.5	1:52.895	77.59	4.172	09:10:27.786
6 -	35.084	83.6	20.254	118.5	28.912	76.0	26.029	112.9	1:50.279	79.43	1.556	09:12:18.065
7 -	35.415	84.6	20.524	118.5	28.909	72.7	25.973	112.5	1:50.821	79.04	2.098	09:14:08.886
8 -	41.240	47.4	21.804	117.7	29.343	70.1	26.341	113.9	1:58.728	73.78	10.005	09:16:07.614
9 -	34.758	91.0	19.918	119.8	28.919	73.8	25.939	113.7	1:49.534 (2)	79.97	0.811	09:17:57.148
10 -	34.814	88.1	20.081	118.3	28.684	73.8	26.056	113.9	1:49.635 (3)	79.90	0.912	09:19:46.783
11 -	34.656	89.9	20.090	117.9	28.197	75.0	25.780	113.5	1:48.723 (1)	80.57		09:21:35.506
12 -	34.691	91.3	20.065	116.9	29.054	77.1	25.832	113.9	1:49.642	79.89	0.919	09:23:25.148

P3 71		Charlie FARRER				Honda - Victoria House Racing Academy / Mortimer Racing						
IDEAL LAP TIME : 1:48.686		BEST LAP TIME : 1:48.754				DIFFERENCE : 0.068						
LAP	SECTOR 1	SECTOR 2		SECTOR 3		SECTOR 4		LAP TIME	MPH	DIFF	TIME OF DAY	
1 -	OUTLAP	79.4	21.622	116.1	34.396	58.2	28.722	114.5	2:05.383	69.86	16.629	09:02:25.872
2 -	37.999	84.7	20.774	115.7	31.903	64.0	27.732	116.3	1:58.408	73.98	9.654	09:04:24.280
3 -	37.432	89.2	20.514	116.7	32.003	63.4	27.657	115.3	1:57.606	74.48	8.852	09:06:21.886
4 -	36.658	93.0	20.513	119.6	30.989	67.9	27.236	115.1	1:55.396	75.91	6.642	09:08:17.282
5 -	36.483	89.7	20.300	120.2	30.354	70.4	27.150	115.1	1:54.287	76.64	5.533	09:10:11.569
6 -	36.071	95.4	19.796	120.9	30.020	70.9	26.660	115.5	1:52.547	77.83	3.793	09:12:04.116
7 -	35.486	92.4	20.000	121.1	29.542	75.4	26.741	115.1	1:51.769	78.37	3.015	09:13:55.885
8 -	36.391	91.0	20.041	119.1	30.236	71.9	26.601	115.5	1:53.269	77.33	4.515	09:15:49.154
9 -	35.262	95.8	19.655	118.9	29.518	75.4	26.190	115.9	1:50.625	79.18	1.871	09:17:39.779
10 -	35.642	88.3	19.648	120.0	29.746	64.4	27.182	113.7	1:52.218	78.06	3.464	09:19:31.997
11 -	35.392	95.3	19.939	119.6	29.824	73.0	26.836	114.5	1:51.991	78.21	3.237	09:21:23.988
12 -	35.078	95.5	19.640	119.4	29.298	76.2	26.118	115.1	1:50.134	79.53	1.380	09:23:14.122
13 -	34.932	95.4	19.528	119.8	29.027	78.0	25.993	114.7	1:49.480 (3)	80.01	0.726	09:25:03.602
14 -	34.854	97.1	19.550	120.2	28.873	77.9	25.922	115.1	1:49.199 (2)	80.21	0.445	09:26:52.801
15 -	34.619	96.5	19.518	118.9	28.895	79.7	25.722	115.5	1:48.754 (1)	80.54		09:28:41.555
16 -	35.327	96.1	19.472	120.0	29.322	77.5	26.192	113.5	1:50.313	79.40	1.559	09:30:31.868

Weather / Track : Cloudy / Damp

Brands Hatch GP
Circuit Length = 2.4332 miles
Start: 09:00 Flag 09:30 End: 09:32

MCRCB BULLETIN TK107

2020 Bennetts British Superbike Championship - Round 6

2020 Honda British Talent Cup

QUALIFYING - SECTOR ANALYSIS



SECTOR 1 = FL to I1, SECTOR 2 = I1 to I2 SECTOR 3 = I2 to I3, SECTOR 4 = I3 to FL, DIFF = Difference To Personal Best Lap, P = Crossed Finish Line in Pit Lane, D = Time Disallowed

P4		8		Eddie O'SHEA				Honda - WAM				
IDEAL LAP TIME : 1:49.260		BEST LAP TIME : 1:49.260				DIFFERENCE : 0.000						
LAP	SECTOR 1	SECTOR 2		SECTOR 3		SECTOR 4		LAP TIME	MPH	DIFF	TIME OF DAY	
1 -	OUTLAP	78.1	21.927	112.4	33.028	67.3	28.773	108.9	2:06.611	69.18	17.351	09:04:06.022
2 -	38.204	85.4	21.297	116.7	30.934	69.0	27.786	110.1	1:58.221	74.09	8.961	09:06:04.243
3 -	36.566	90.1	20.777	116.7	30.117	69.4	27.207	111.1	1:54.667	76.39	5.407	09:07:58.910
4 -	36.627	92.9	20.670	116.9	30.095	70.1	27.273	112.0	1:54.665	76.39	5.405	09:09:53.575
5 -	35.718	93.2	20.273	118.9	29.746	67.7	27.306	112.2	1:53.043	77.49	3.783	09:11:46.618
6 -	36.222	86.9	20.782	118.5	30.056	66.5	27.309	111.2	1:54.369	76.59	5.109	09:13:40.987
7 -	35.055	90.8	20.992	118.9	30.272	70.9	27.092	111.6	1:53.411	77.23	4.151	09:15:34.398
8 -	35.259	93.4	19.957	118.7	29.612	75.4	26.624	112.5	1:51.452	78.59	2.192	09:17:25.850
9 -	35.478	93.8	20.205	118.7	29.483	73.7	26.852	112.9	1:52.018	78.20	2.758	09:19:17.868
10 -	35.151	93.0	20.397	119.1	29.604	70.8	26.887	113.3	1:52.039	78.18	2.779	09:21:09.907
11 -	35.634	93.9	20.088	118.7	28.956	78.1	26.913	111.6	1:51.591	78.49	2.331	09:23:01.498
12 -	34.646	91.3	19.986	117.9	28.932	76.9	26.324	112.9	1:49.888 (2)	79.71	0.628	09:24:51.386
13 -	34.419	92.5	19.927	118.1	28.661	75.3	26.253	112.9	1:49.260 (1)	80.17		09:26:40.646
14 -	34.932	91.5	20.100	119.6	28.988	72.7	26.644	113.5	1:50.664 (3)	79.15	1.404	09:28:31.310
15 -	34.910	90.0	20.554	120.0	29.304	76.5	26.606	112.5	1:51.374	78.65	2.114	09:30:22.684

P5		7		Jamie LYONS				Honda - Jamie Lyons Racing				
IDEAL LAP TIME : 1:50.336		BEST LAP TIME : 1:50.372				DIFFERENCE : 0.036						
LAP	SECTOR 1	SECTOR 2		SECTOR 3		SECTOR 4		LAP TIME	MPH	DIFF	TIME OF DAY	
1 -	OUTLAP	74.1	22.939	98.6	35.887	56.2	30.430	108.9	2:14.989	64.89	24.617	09:02:54.690
2 -	41.476	78.5	21.953	109.8	33.316	61.8	29.476	110.1	2:06.221	69.40	15.849	09:05:00.911
3 -	39.662	86.8	21.382	115.7	32.510	59.3	28.897	111.2	2:02.451	71.53	12.079	09:07:03.362
4 -	38.489	87.7	21.025	115.9	31.968	61.2	28.491	111.4	1:59.973	73.01	9.601	09:09:03.335
5 -	38.202	83.6	21.268	116.5	30.702	65.2	27.726	112.4	1:57.898	74.30	7.526	09:11:01.233
6 -	37.618	89.7	21.024	116.9	30.875	65.7	27.621	112.5	1:57.138	74.78	6.766	09:12:58.371
7 -	36.567	86.4	20.951	118.5	30.487	68.8	27.347	111.6	1:55.352	75.94	4.980	09:14:53.723
8 -	36.710	85.3	21.118	115.7	30.001	68.5	27.340	112.0	1:55.169	76.06	4.797	09:16:48.892
9 -	36.239	88.6	20.778	116.5	29.758	69.3	27.092	112.0	1:53.867	76.93	3.495	09:18:42.759
10 -	35.909	91.1	20.838	117.3	29.377	71.8	26.789	114.1	1:52.913	77.58	2.541	09:20:35.672
11 -	36.602	84.8	21.072	117.9	29.704	72.4	26.750	112.2	1:54.128	76.75	3.756	09:22:29.800
12 -	36.754	91.8	20.366	117.5	29.931	68.8	26.787	111.8	1:53.838	76.95	3.466	09:24:23.638
13 -	35.937	86.9	20.566	116.5	29.128	70.4	26.653	112.4	1:52.284	78.01	1.912	09:26:15.922
14 -	35.310	92.1	20.334	116.7	28.820	73.1	26.518	111.4	1:50.982 (2)	78.93	0.610	09:28:06.904
15 -	35.461	92.5	20.266	116.1	28.951	72.3	26.398	112.2	1:51.076 (3)	78.86	0.704	09:29:57.980
16 -	35.060	95.0	20.207	116.5	28.671	71.5	26.434	112.7	1:50.372 (1)	79.36		09:31:48.352

P6		66		Annabel THOMAS				Honda - Microlise Cresswell Racing				
IDEAL LAP TIME : 1:50.250		BEST LAP TIME : 1:50.512				DIFFERENCE : 0.262						
LAP	SECTOR 1	SECTOR 2		SECTOR 3		SECTOR 4		LAP TIME	MPH	DIFF	TIME OF DAY	
1 -	OUTLAP	75.2	21.940	99.8	33.619	60.1	28.295	112.2	2:07.286	68.82	16.774	09:02:17.622
2 -	38.370	83.4	20.842	111.4	31.649	65.9	28.231	111.6	1:59.092	73.55	8.580	09:04:16.714
3 -	37.219	89.0	20.593	113.7	31.189	68.2	27.593	112.5	1:56.594	75.13	6.082	09:06:13.308
4 -	36.874	88.0	20.473	108.9	30.953	68.1	27.460	112.0	1:55.760	75.67	5.248	09:08:09.068
5 -	36.456	90.8	20.546	115.5	30.675	71.8	27.370	112.7	1:55.047	76.14	4.535	09:10:04.115
6 -	36.543	90.6	20.281	116.3	30.138	68.8	27.027	112.9	1:53.989	76.84	3.477	09:11:58.104
7 -	37.527	88.6	20.680	110.3	31.828	59.4	IN PIT		5:20.835 P	27.30	3:30.323	09:17:18.939
8 -	OUTLAP	90.6	20.585	114.7	30.236	72.1	27.139	111.2	1:57.351	74.64	6.839	09:19:16.290
9 -	36.115	90.9	20.530	116.5	29.770	72.7	26.898	111.6	1:53.313	77.30	2.801	09:21:09.603
10 -	35.935	89.9	20.251	116.5	29.505	70.6	26.502	114.5	1:52.193	78.07	1.681	09:23:01.796
11 -	35.263	90.8	20.141	117.3	28.951	74.8	26.294	114.3	1:50.649 (2)	79.16	0.137	09:24:52.445
12 -	35.108	92.1	19.924	116.7	29.040	79.5	26.440	113.3	1:50.512 (1)	79.26		09:26:42.957
13 -	35.202	90.3	19.897	114.9	29.273	77.9	26.355	114.3	1:50.727 (3)	79.11	0.215	09:28:33.684
14 -	35.377	89.5	20.144	117.1	29.159	74.0	27.056	110.3	1:51.736	78.39	1.224	09:30:25.420

Weather / Track : Cloudy / Damp

Brands Hatch GP
Circuit Length = 2.4332 miles
Start: 09:00 Flag 09:30 End: 09:32

MCRCB BULLETIN TK107

2020 Bennetts British Superbike Championship - Round 6

2020 Honda British Talent Cup

QUALIFYING - SECTOR ANALYSIS



SECTOR 1 = FL to I1, SECTOR 2 = I1 to I2 SECTOR 3 = I2 to I3, SECTOR 4 = I3 to FL, DIFF = Difference To Personal Best Lap, P = Crossed Finish Line in Pit Lane, D = Time Disallowed

P7 72		Casey O'GORMAN						Honda - Microlise Cresswell Racing					
IDEAL LAP TIME : 1:50.533		BEST LAP TIME : 1:50.533						DIFFERENCE : 0.000					
LAP	SECTOR 1	SECTOR 2		SECTOR 3		SECTOR 4		LAP TIME	MPH	DIFF	TIME OF DAY		
1 -	OUTLAP	70.2	22.726	90.5	35.172	61.1	28.033	115.9	2:11.323	66.70	20.790	09:02:17.017	
2 -	41.149	70.7	21.884	109.2	32.466	64.3	27.689	116.7	2:03.188	71.10	12.655	09:04:20.205	
3 -	37.782	85.5	20.660	113.3	31.195	69.5	27.148	116.3	1:56.785	75.00	6.252	09:06:16.990	
4 -	36.791	89.2	20.378	121.7	31.421	65.0	27.601	116.3	1:56.191	75.39	5.658	09:08:13.181	
5 -	36.866	88.3	20.173	122.9	30.900	69.0	27.248	115.9	1:55.187	76.04	4.654	09:10:08.368	
6 -	36.700	90.8	20.039	123.3	30.772	70.0	27.162	116.5	1:54.673	76.38	4.140	09:12:03.041	
7 -	36.249	91.4	20.406	119.4	30.347	70.8	27.100	117.1	1:54.102	76.77	3.569	09:13:57.143	
8 -	36.609	87.7	19.883	121.7	30.335	73.7	26.607	117.7	1:53.434	77.22	2.901	09:15:50.577	
9 -	36.157	87.3	20.694	122.4	31.050	69.9	IN PIT		4:16.436	P	2:25.903	09:20:07.013	
10 -	OUTLAP	79.3	21.331	120.9	30.226	72.3	26.692	117.1	2:00.038	72.97	9.505	09:22:07.051	
11 -	36.644	89.9	20.063	122.4	30.311	70.1	26.621	117.1	1:53.639	77.08	3.106	09:24:00.690	
12 -	35.939	88.0	19.884	122.6	29.850	71.3	26.546	116.3	1:52.219	(3)	1.686	09:25:52.909	
13 -	35.915	91.0	19.726	123.5	29.630	73.2	26.314	117.5	1:51.585	(2)	1.052	09:27:44.494	
14 -	35.531	91.6	19.730	121.5	30.775	72.2	26.791	117.1	1:52.827	77.63	2.294	09:29:37.321	
15 -	35.070	94.1	19.618	123.1	29.568	75.5	26.277	117.1	1:50.533	(1)	79.25	09:31:27.854	

P8 75		Jonathan GARNESS						Honda - Microlise Cresswell Racing					
IDEAL LAP TIME : 1:50.197		BEST LAP TIME : 1:50.865						DIFFERENCE : 0.668					
LAP	SECTOR 1	SECTOR 2		SECTOR 3		SECTOR 4		LAP TIME	MPH	DIFF	TIME OF DAY		
1 -	OUTLAP	65.9	22.472	109.6	37.183	59.7	29.786	113.7	2:15.765	64.52	24.900	09:02:24.499	
2 -	40.447	75.4	21.210	108.7	35.220	59.8	28.644	115.7	2:05.521	69.78	14.656	09:04:30.020	
3 -	38.860	80.7	20.860	113.3	33.513	65.7	28.063	115.9	2:01.296	72.21	10.431	09:06:31.316	
4 -	37.955	86.9	20.217	114.3	32.410	65.9	27.585	115.7	1:58.167	74.13	7.302	09:08:29.483	
5 -	37.353	84.8	20.401	115.1	32.651	64.6	28.153	114.9	1:58.558	73.88	7.693	09:10:28.041	
6 -	37.594	80.6	20.499	113.1	32.326	65.2	27.250	115.3	1:57.669	74.44	6.804	09:12:25.710	
7 -	37.137	82.8	20.452	115.9	32.196	68.6	IN PIT		3:01.649	P	1:10.784	09:15:27.359	
8 -	OUTLAP	78.7	20.665	112.5	31.946	68.5	26.836	118.5	1:58.969	73.63	8.104	09:17:26.328	
9 -	36.225	81.6	20.172	120.2	31.200	66.4	26.649	117.9	1:54.246	76.67	3.381	09:19:20.574	
10 -	36.251	86.0	19.959	120.9	30.799	69.3	26.617	117.1	1:53.626	77.09	2.761	09:21:14.200	
11 -	35.438	85.9	19.715	122.4	30.214	69.6	26.496	116.5	1:51.863	(2)	0.998	09:23:06.063	
12 -	36.250	84.5	19.661	120.9	30.727	67.9	26.219	117.9	1:52.857	(3)	1.992	09:24:58.920	
13 -	34.912	87.2	19.666	121.3	29.947	73.6	26.340	116.5	1:50.865	(1)	79.01	09:26:49.785	
14 -	39.110	84.8	19.616	121.1	29.711	72.5	25.958	116.7	1:54.395	76.57	3.530	09:28:44.180	
15 -	36.211	85.0	20.092	113.1	31.981	69.6	26.831	115.5	1:55.115	76.09	4.250	09:30:39.295	

P9 11		Rossi DOBSON						Honda - Rossi Dobson					
IDEAL LAP TIME : 1:50.890		BEST LAP TIME : 1:50.927						DIFFERENCE : 0.037					
LAP	SECTOR 1	SECTOR 2		SECTOR 3		SECTOR 4		LAP TIME	MPH	DIFF	TIME OF DAY		
1 -	OUTLAP	64.7	23.183	87.1	35.248	60.2	29.530	111.2	2:13.924	65.40	22.997	09:02:19.824	
2 -	39.849	74.3	21.530	100.9	34.095	62.0	29.183	112.7	2:04.657	70.27	13.730	09:04:24.481	
3 -	38.534	80.5	21.334	105.0	32.372	67.6	28.050	113.9	2:00.290	72.82	9.363	09:06:24.771	
4 -	37.493	83.9	20.735	107.5	31.825	68.8	27.478	114.1	1:57.531	74.53	6.604	09:08:22.302	
5 -	36.963	84.5	20.899	112.0	31.667	69.8	27.567	113.5	1:57.096	74.80	6.169	09:10:19.398	
6 -	36.819	88.0	20.383	114.3	31.314	70.2	27.525	112.5	1:56.041	75.48	5.114	09:12:15.439	
7 -	36.634	89.2	20.219	114.7	31.098	71.0	27.054	113.1	1:55.005	76.16	4.078	09:14:10.444	
8 -	36.351	85.9	20.347	115.7	31.137	71.9	27.040	113.9	1:54.875	76.25	3.948	09:16:05.319	
9 -	36.663	88.5	20.285	118.1	30.487	68.8	27.225	112.9	1:54.660	(3)	3.733	09:17:59.979	
10 -	35.454	90.3	19.930	117.9	30.307	72.6	26.881	113.5	1:52.572	(2)	1.645	09:19:52.551	
11 -	36.322	85.5	20.425	116.5	31.120	67.5	28.177	112.7	1:56.044	75.48	5.117	09:21:48.595	
12 -	35.560	90.4	19.996	117.7	32.266	68.4	28.194	112.7	1:56.016	75.50	5.089	09:23:44.611	
13 -	35.760	81.0	21.177	110.0	32.178	67.9	IN PIT		2:40.869	P	49.942	09:26:25.480	
14 -	OUTLAP	79.6	20.740	117.9	30.186	72.2	26.974	113.7	1:59.968	73.01	9.041	09:28:25.448	
15 -	35.069	91.3	19.967	118.3	29.526	75.2	26.365	113.9	1:50.927	(1)	78.96	09:30:16.375	

Weather / Track : Cloudy / Damp

Brands Hatch GP

Circuit Length = 2.4332 miles

Start: 09:00 Flag 09:30 End: 09:32

MCRCB BULLETIN TK107

2020 Bennetts British Superbike Championship - Round 6

2020 Honda British Talent Cup

QUALIFYING - SECTOR ANALYSIS



SECTOR 1 = FL to I1, SECTOR 2 = I1 to I2 SECTOR 3 = I2 to I3, SECTOR 4 = I3 to FL, DIFF = Difference To Personal Best Lap, P = Crossed Finish Line in Pit Lane, D = Time Disallowed

P10 5		Mason Cade JOHNSON				Honda - Johnson Racing						
IDEAL LAP TIME : 1:50.682		BEST LAP TIME : 1:51.052				DIFFERENCE : 0.370						
LAP	SECTOR 1	SECTOR 2		SECTOR 3		SECTOR 4		LAP TIME	MPH	DIFF	TIME OF DAY	
1 -	OUTLAP	67.4	23.357	90.4	35.986	58.7	29.568	111.6	2:13.769	65.48	22.717	09:02:20.472
2 -	40.761	77.0	21.683	107.7	32.681	63.2	28.321	112.4	2:03.446	70.96	12.394	09:04:23.918
3 -	37.888	82.6	21.085	107.7	31.977	62.8	27.322	114.5	1:58.272	74.06	7.220	09:06:22.190
4 -	38.129	80.4	20.807	112.2	31.265	66.5	27.287	114.3	1:57.488	74.55	6.436	09:08:19.678
5 -	37.498	79.5	20.838	111.6	31.434	65.9	27.323	113.7	1:57.093	74.81	6.041	09:10:16.771
6 -	37.362	87.3	20.888	116.7	30.694	66.8	27.044	112.7	1:55.988	75.52	4.936	09:12:12.759
7 -	42.187	80.5	21.467	114.7	32.669	60.5	IN PIT		3:10.528	P	1:19.476	09:15:23.287
8 -	OUTLAP	85.9	20.587	112.5	30.853	67.7	27.282	112.0	2:00.595	72.63	9.543	09:17:23.882
9 -	37.327	88.7	20.406	113.3	30.492	69.4	26.438	113.7	1:54.663	76.39	3.611	09:19:18.545
10 -	35.923	86.8	20.358	117.7	29.648	69.5	26.247	114.1	1:52.176	(2)	1.124	09:21:10.721
11 -	35.990	82.1	20.310	117.5	29.544	70.4	26.350	113.5	1:52.194	(3)	1.142	09:23:02.915
12 -	35.575	85.3	20.179	117.3	29.074	73.0	26.224	113.7	1:51.052	(1)	78.88	09:24:53.967

P11 15		Harrison CROSBY				Honda - Banks Racing						
IDEAL LAP TIME : 1:50.609		BEST LAP TIME : 1:51.207				DIFFERENCE : 0.598						
LAP	SECTOR 1	SECTOR 2		SECTOR 3		SECTOR 4		LAP TIME	MPH	DIFF	TIME OF DAY	
1 -	OUTLAP	67.7	22.670	100.0	35.284	55.7	29.318	112.2	2:10.113	67.32	18.906	09:02:21.961
2 -	38.927	76.9	21.525	104.2	32.864	64.4	28.319	112.9	2:01.635	72.01	10.428	09:04:23.596
3 -	37.581	83.5	20.900	109.8	32.535	60.8	27.839	114.1	1:58.855	73.70	7.648	09:06:22.451
4 -	37.545	84.5	20.688	111.2	31.238	66.7	27.516	115.3	1:56.987	74.87	5.780	09:08:19.438
5 -	36.850	84.9	20.806	108.7	31.304	68.1	27.070	113.5	1:56.030	75.49	4.823	09:10:15.468
6 -	43.921	76.5	22.040	102.7	32.187	67.9	IN PIT		4:57.694	P	3:06.487	09:15:13.162
7 -	OUTLAP	74.3	21.377	104.0	31.332	67.9	26.976	113.9	2:00.255	72.84	9.048	09:17:13.417
8 -	35.924	85.7	20.437	109.8	30.561	70.4	26.865	115.3	1:53.787	76.98	2.580	09:19:07.204
9 -	36.716	85.5	20.349	108.4	30.796	68.5	26.874	113.1	1:54.735	76.34	3.528	09:21:01.939
10 -	35.587	88.3	20.119	115.3	30.227	70.7	26.490	113.5	1:52.423	77.91	1.216	09:22:54.362
11 -	35.114	91.8	19.743	117.5	29.816	69.9	26.534	114.1	1:51.207	(1)	78.77	09:24:45.569
12 -	35.259	85.0	20.139	112.4	29.800	71.8	26.280	115.1	1:51.478	(2)	0.271	09:26:37.047
13 -	36.606	81.5	20.830	111.8	30.467	65.7	26.826	114.7	1:54.729	76.35	3.522	09:28:31.776
14 -	34.788	89.7	20.125	117.7	30.401	72.7	26.278	115.3	1:51.592	(3)	0.385	09:30:23.368

P12 37		Corey TINKER				Honda - Stauff Fluid Power Academy						
IDEAL LAP TIME : 1:51.132		BEST LAP TIME : 1:51.423				DIFFERENCE : 0.291						
LAP	SECTOR 1	SECTOR 2		SECTOR 3		SECTOR 4		LAP TIME	MPH	DIFF	TIME OF DAY	
1 -	OUTLAP	70.0	22.540	106.3	33.227	60.5	27.874	111.2	2:04.418	70.40	12.995	09:02:15.855
2 -	37.065	85.1	20.718	115.3	31.192	65.2	27.582	112.2	1:56.557	75.15	5.134	09:04:12.412
3 -	36.418	86.0	20.645	117.1	30.546	66.1	27.125	112.4	1:54.734	76.34	3.311	09:06:07.146
4 -	36.022	87.9	20.311	117.3	29.783	67.7	26.637	113.1	1:52.753	77.69	1.330	09:07:59.899
5 -	35.908	83.7	20.276	117.1	29.851	69.1	26.590	113.7	1:52.625	77.77	1.202	09:09:52.524
6 -	35.408	86.7	20.353	118.1	30.051	64.9	27.173	114.5	1:52.985	77.53	1.562	09:11:45.509
7 -	36.984	86.0	20.471	118.1	30.581	66.4	26.766	112.7	1:54.802	76.30	3.379	09:13:40.311
8 -	35.335	82.3	21.026	117.7	30.372	68.2	IN PIT		4:15.088	P	2:23.665	09:17:55.399
9 -	OUTLAP	81.3	20.509	119.1	29.340	70.0	26.935	113.7	1:53.312	77.30	1.889	09:19:48.711
10 -	36.241	83.8	20.514	117.1	29.321	70.8	26.682	112.9	1:52.758	77.68	1.335	09:21:41.469
11 -	35.442	87.3	20.224	117.7	29.307	72.8	26.450	113.9	1:51.423	(1)	78.61	09:23:32.892
12 -	35.479	83.8	20.220	118.3	29.649	66.9	27.064	113.3	1:52.412	(3)	0.989	09:25:25.304
13 -	35.401	85.4	20.251	117.7	30.196	67.1	27.908	111.6	1:53.756	77.00	2.333	09:27:19.060
14 -	35.431	90.9	20.040	117.7	30.328	66.6	27.577	111.6	1:53.376	77.26	1.953	09:29:12.436
15 -	35.365	89.4	20.131	116.3	29.725	66.7	26.608	113.7	1:51.829	(2)	0.406	09:31:04.265

Weather / Track : Cloudy / Damp

Brands Hatch GP
Circuit Length = 2.4332 miles
Start: 09:00 Flag 09:30 End: 09:32

MCRCB BULLETIN TK107

2020 Bennetts British Superbike Championship - Round 6

2020 Honda British Talent Cup

QUALIFYING - SECTOR ANALYSIS



SECTOR 1 = FL to I1, SECTOR 2 = I1 to I2 SECTOR 3 = I2 to I3, SECTOR 4 = I3 to FL, DIFF = Difference To Personal Best Lap, P = Crossed Finish Line in Pit Lane, D = Time Disallowed

P13 4		Sullivan MOUNSEY						Honda - Lloyd & Jones PR Racing				
IDEAL LAP TIME : 1:51.728		BEST LAP TIME : 1:52.135						DIFFERENCE : 0.407				
LAP	SECTOR 1	SECTOR 2		SECTOR 3		SECTOR 4		LAP TIME	MPH	DIFF	TIME OF DAY	
1 -	OUTLAP	65.3	23.332	86.7	36.799	53.9	29.821	110.9	2:15.556	64.62	23.421	09:02:21.873
2 -	40.776	78.4	21.434	110.7	33.289	57.7	28.192	114.1	2:03.691	70.82	11.556	09:04:25.564
3 -	38.207	82.9	20.884	111.1	32.623	60.1	27.639	115.1	1:59.353	73.39	7.218	09:06:24.917
4 -	37.866	82.1	20.668	105.8	32.378	59.3	27.600	114.9	1:58.512	73.91	6.377	09:08:23.429
5 -	37.079	83.6	20.272	108.4	32.320	59.3	28.395	114.3	1:58.066	74.19	5.931	09:10:21.495
6 -	36.358	84.9	20.346	111.8	31.415	61.6	27.292	114.7	1:55.411	75.90	3.276	09:12:16.906
7 -	36.893	83.9	20.560	116.7	31.347	64.3	26.875	115.1	1:55.675	75.72	3.540	09:14:12.581
8 -	36.129	85.5	20.931	116.1	31.577	60.6	27.118	114.3	1:55.755	75.67	3.620	09:16:08.336
9 -	36.273	84.0	20.336	118.5	30.976	60.6	27.238	112.7	1:54.823	76.28	2.688	09:18:03.159
10 -	36.005	85.7	20.221	118.5	30.343	66.9	26.689	113.1	1:53.258	77.34	1.123	09:19:56.417
11 -	36.066	83.4	20.328	118.3	30.430	64.5	26.615	114.1	1:53.439	77.22	1.304	09:21:49.856
12 -	35.368	88.3	20.088	118.7	30.471	59.8	26.968	112.5	1:52.895 (3)	77.59	0.760	09:23:42.751
13 -	35.886	87.4	20.331	117.1	30.567	62.6	26.679	113.3	1:53.463	77.20	1.328	09:25:36.214
14 -	35.416	92.4	19.981	118.1	30.208	66.3	26.530	113.9	1:52.135 (1)	78.11		09:27:28.349
15 -	35.187	88.8	20.033	118.5	30.106	63.4	27.255	110.9	1:52.581 (2)	77.80	0.446	09:29:20.930
16 -	36.156	91.1	20.417	115.9	30.030	69.7	26.536	113.3	1:53.139	77.42	1.004	09:31:14.069

P14 57		Josh HIATT						Honda - Wilson Racing				
IDEAL LAP TIME : 1:52.689		BEST LAP TIME : 1:52.829						DIFFERENCE : 0.140				
LAP	SECTOR 1	SECTOR 2		SECTOR 3		SECTOR 4		LAP TIME	MPH	DIFF	TIME OF DAY	
1 -	OUTLAP	74.2	22.810	108.2	34.027	62.0	28.790	111.2	2:07.895	68.49	15.066	09:02:22.207
2 -	39.323	81.6	21.922	113.3	32.346	62.4	28.876	112.0	2:02.467	71.52	9.638	09:04:24.674
3 -	37.943	85.7	21.551	114.7	31.738	67.1	27.782	112.0	1:59.014	73.60	6.185	09:06:23.688
4 -	37.770	85.4	21.291	115.5	31.465	67.5	27.711	110.9	1:58.237	74.08	5.408	09:08:21.925
5 -	37.092	86.7	21.229	108.9	32.041	69.2	27.419	113.3	1:57.781	74.37	4.952	09:10:19.706
6 -	37.356	81.1	21.151	112.4	30.543	66.2	27.292	113.3	1:56.342	75.29	3.513	09:12:16.048
7 -	37.154	84.0	21.249	109.8	30.553	71.5	27.401	110.7	1:56.357	75.28	3.528	09:14:12.405
8 -	37.127	84.3	21.276	114.3	31.040	64.8	27.259	112.4	1:56.702	75.06	3.873	09:16:09.107
9 -	36.627	86.0	21.241	116.7	30.244	71.9	26.868	112.5	1:54.980	76.18	2.151	09:18:04.087
10 -	36.219	89.5	21.027	114.3	30.065	70.0	26.902	111.8	1:54.213	76.69	1.384	09:19:58.300
11 -	36.647	83.4	21.204	114.1	30.009	70.9	26.767	112.0	1:54.627	76.42	1.798	09:21:52.927
12 -	36.619	84.7	21.398	113.1	30.182	67.5	27.431	110.9	1:55.630	75.75	2.801	09:23:48.557
13 -	36.029	87.4	21.106	113.5	29.702	71.3	26.953	111.1	1:53.790 (3)	76.98	0.961	09:25:42.347
14 -	36.422	85.0	21.432	111.2	30.389	70.8	26.966	111.2	1:55.209	76.03	2.380	09:27:37.556
15 -	35.825	87.1	21.032	113.1	29.824	71.6	26.682	111.4	1:53.363 (2)	77.27	0.534	09:29:30.919
16 -	35.650	87.4	21.167	114.7	29.440	73.1	26.572	112.9	1:52.829 (1)	77.63		09:31:23.748

P15 46		Elliott DUFTON						Honda - D&D Racing				
IDEAL LAP TIME : 1:53.477		BEST LAP TIME : 1:53.560						DIFFERENCE : 0.083				
LAP	SECTOR 1	SECTOR 2		SECTOR 3		SECTOR 4		LAP TIME	MPH	DIFF	TIME OF DAY	
1 -	OUTLAP	71.2	22.796	97.5	35.560	57.4	30.070	106.1	2:14.687	65.03	21.127	09:04:47.707
2 -	40.468	79.4	22.043	107.2	33.757	55.6	29.614	110.5	2:05.882	69.58	12.322	09:06:53.589
3 -	39.277	83.1	21.627	110.9	32.968	60.6	28.912	110.0	2:02.784	71.34	9.224	09:08:56.373
4 -	38.625	86.1	21.348	112.9	32.219	65.2	28.763	109.8	2:00.955	72.42	7.395	09:10:57.328
5 -	38.025	86.9	21.279	114.7	32.197	59.5	28.497	109.4	1:59.998	72.99	6.438	09:12:57.326
6 -	36.884	85.7	21.224	115.3	31.303	62.4	27.932	110.1	1:57.343	74.65	3.783	09:14:54.669
7 -	36.838	87.1	21.053	115.1	30.726	65.4	27.873	110.1	1:56.490	75.19	2.930	09:16:51.159
8 -	36.690	89.5	20.795	115.5	31.115	65.4	27.923	110.3	1:56.523	75.17	2.963	09:18:47.682
9 -	43.152	76.2	22.344	104.8	32.900	58.5	IN PIT		2:43.774 P	53.48	50.214	09:21:31.456
10 -	OUTLAP	83.8	20.991	113.3	30.742	67.5	27.909	112.0	1:57.498	74.55	3.938	09:23:28.954
11 -	36.443	87.2	20.732	115.9	30.319	68.6	27.469	111.4	1:54.963 (3)	76.19	1.403	09:25:23.917
12 -	36.260	86.4	20.732	115.5	30.524	65.9	27.967	111.8	1:55.483	75.85	1.923	09:27:19.400
13 -	35.649	90.9	20.481	117.3	30.524	65.7	27.428	111.4	1:54.082 (2)	76.78	0.522	09:29:13.482
14 -	35.641	88.7	20.564	115.9	29.987	67.7	27.368	110.9	1:53.560 (1)	77.13		09:31:07.042

Weather / Track : Cloudy / Damp

Brands Hatch GP
Circuit Length = 2.4332 miles
Start: 09:00 Flag 09:30 End: 09:32

MCRCB BULLETIN TK107

2020 Bennetts British Superbike Championship - Round 6

2020 Honda British Talent Cup

QUALIFYING - SECTOR ANALYSIS



SECTOR 1 = FL to I1, SECTOR 2 = I1 to I2 SECTOR 3 = I2 to I3, SECTOR 4 = I3 to FL, DIFF = Difference To Personal Best Lap, P = Crossed Finish Line in Pit Lane, D = Time Disallowed

P16 74		James COOK				Honda - Wilson Racing						
IDEAL LAP TIME : 1:54.843		BEST LAP TIME : 1:54.843				DIFFERENCE : 0.000						
LAP	SECTOR 1	SECTOR 2		SECTOR 3		SECTOR 4		LAP TIME	MPH	DIFF	TIME OF DAY	
1 -	OUTLAP	64.7	23.396	93.2	35.969	57.0	31.016	104.0	2:19.107	62.97	24.264	09:03:33.598
2 -	41.089	74.9	21.365	105.1	33.055	64.0	29.156	108.5	2:04.665	70.26	9.822	09:05:38.263
3 -	39.285	82.4	20.765	107.8	32.829	62.7	28.617	109.2	2:01.496	72.09	6.653	09:07:39.759
4 -	38.465	81.7	20.838	110.3	32.713	58.9	29.318	113.1	2:01.334 (3)	72.19	6.491	09:09:41.093
5 -	40.065	75.7	21.416	104.8	32.475	66.3	28.671	110.1	2:02.627	71.43	7.784	09:11:43.720
6 -	37.767	83.8	20.350	113.9	31.817	63.4	27.824	112.2	1:57.758 (2)	74.38	2.915	09:13:41.478
7 -	36.231	83.0	20.249	116.7	30.941	68.8	27.422	114.1	1:54.843 (1)	76.27		09:15:36.321

P17 65		Alexander ROWAN				Honda - Alexander Rowan Racing						
IDEAL LAP TIME : 1:54.686		BEST LAP TIME : 1:54.932				DIFFERENCE : 0.246						
LAP	SECTOR 1	SECTOR 2		SECTOR 3		SECTOR 4		LAP TIME	MPH	DIFF	TIME OF DAY	
1 -	OUTLAP	67.5	23.972	99.8	38.485	52.0	32.841	108.5	2:21.614	61.85	26.682	09:03:14.247
2 -	43.508	74.5	22.509	116.5	36.524	56.5	30.646	109.4	2:13.187	65.77	18.255	09:05:27.434
3 -	41.336	81.5	21.481	112.9	34.106	62.2	29.924	111.2	2:06.847	69.05	11.915	09:07:34.281
4 -	40.175	72.2	22.047	105.8	34.305	53.1	29.676	112.4	2:06.203	69.41	11.271	09:09:40.484
5 -	39.871	79.9	21.280	116.9	32.958	65.7	29.376	110.9	2:03.485	70.93	8.553	09:11:43.969
6 -	39.823	84.4	21.403	116.5	32.499	67.1	28.459	112.5	2:02.184	71.69	7.252	09:13:46.153
7 -	38.814	84.4	21.101	118.3	32.950	65.2	28.958	112.4	2:01.823	71.90	6.891	09:15:47.976
8 -	38.643	87.0	20.827	116.3	32.071	68.8	28.558	112.2	2:00.099	72.93	5.167	09:17:48.075
9 -	38.262	88.1	21.090	118.5	33.419	66.2	28.181	113.7	2:00.952	72.42	6.020	09:19:49.027
10 -	37.612	84.2	20.985	113.3	32.501	69.1	28.753	112.2	1:59.851	73.08	4.919	09:21:48.878
11 -	37.910	85.2	21.896	117.1	32.119	72.9	28.050	112.4	1:59.975	73.01	5.043	09:23:48.853
12 -	37.226	87.2	20.623	116.3	31.323	74.2	27.596	114.3	1:56.768	75.01	1.836	09:25:45.621
13 -	37.202	90.8	20.716	117.9	31.216	69.7	27.390	114.9	1:56.524 (3)	75.17	1.592	09:27:42.145
14 -	36.876	88.3	20.428	117.7	30.771	74.0	27.403	115.7	1:55.478 (2)	75.85	0.546	09:29:37.623
15 -	36.194	89.1	20.601	120.0	30.674	73.9	27.463	114.9	1:54.932 (1)	76.21		09:31:32.555

P18 99		Bailey STUART-CAMPBELL				Honda - 151s S-C Racing						
IDEAL LAP TIME : 1:54.763		BEST LAP TIME : 1:55.309				DIFFERENCE : 0.546						
LAP	SECTOR 1	SECTOR 2		SECTOR 3		SECTOR 4		LAP TIME	MPH	DIFF	TIME OF DAY	
1 -	OUTLAP	68.6	23.759	106.8	37.492	57.0	30.907	110.5	2:17.850	63.54	22.541	09:03:27.882
2 -	41.234	78.0	22.277	117.3	33.795	63.5	29.112	114.3	2:06.418	69.29	11.109	09:05:34.300
3 -	38.864	81.9	21.518	118.1	32.565	64.4	28.588	115.7	2:01.535	72.07	6.226	09:07:35.835
4 -	39.591	75.7	21.708	120.4	33.862	54.7	29.782	115.9	2:04.943	70.11	9.634	09:09:40.778
5 -	39.893	75.9	21.872	112.0	32.858	68.2	28.717	114.1	2:03.340	71.02	8.031	09:11:44.118
6 -	38.526	82.2	21.217	118.5	31.255	67.8	28.061	114.9	1:59.059	73.57	3.750	09:13:43.177
7 -	37.132	85.8	20.883	119.6	31.528	70.5	27.815	114.7	1:57.358	74.64	2.049	09:15:40.535
8 -	37.197	85.8	21.274	118.1	31.580	70.0	27.878	114.3	1:57.929	74.28	2.620	09:17:38.464
9 -	36.858	83.7	20.614	121.3	30.835	69.6	27.474	115.7	1:55.781 (3)	75.65	0.472	09:19:34.245
10 -	36.969	84.0	20.733	120.2	31.107	69.9	27.711	115.1	1:56.520	75.17	1.211	09:21:30.765
11 -	37.088	85.0	21.245	118.5	31.184	71.2	27.228	114.9	1:56.745	75.03	1.436	09:23:27.510
12 -	36.488	90.1	20.452	119.1	30.953	71.0	27.416	114.5	1:55.309 (1)	75.96		09:25:22.819
13 -	36.552	89.2	20.460	119.4	31.183	70.1	28.097	114.1	1:56.292	75.32	0.983	09:27:19.111
14 -	36.248	86.9	20.456	121.7	31.086	71.8	27.525	116.1	1:55.315 (2)	75.96	0.006	09:29:14.426

Weather / Track : Cloudy / Damp

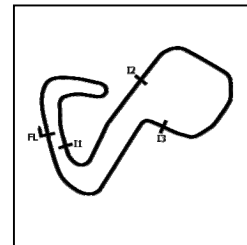
Brands Hatch GP
Circuit Length = 2.4332 miles
Start: 09:00 Flag 09:30 End: 09:32

MCRCB BULLETIN TK107

2020 Bennetts British Superbike Championship - Round 6

2020 Honda British Talent Cup

QUALIFYING - SECTOR ANALYSIS



SECTOR 1 = FL to I1, SECTOR 2 = I1 to I2 SECTOR 3 = I2 to I3, SECTOR 4 = I3 to FL, DIFF = Difference To Personal Best Lap, P = Crossed Finish Line in Pit Lane, D = Time Disallowed

P19 43		Ryan HITCHCOCK						Honda - Wilson Racing				
IDEAL LAP TIME : 1:54.860		BEST LAP TIME : 1:55.388						DIFFERENCE : 0.528				
LAP	SECTOR 1	SECTOR 2		SECTOR 3		SECTOR 4		LAP TIME	MPH	DIFF	TIME OF DAY	
1 -	OUTLAP	73.1	22.784	96.5	37.533	58.2	30.602	109.1	2:16.420	64.21	21.032	09:03:24.241
2 -	40.654	77.4	22.173	100.4	34.152	61.0	29.562	111.8	2:06.541	69.22	11.153	09:05:30.782
3 -	39.102	77.3	21.360	108.2	33.313	62.4	29.260	112.9	2:03.035	71.19	7.647	09:07:33.817
4 -	39.519	73.8	21.832	112.4	32.349	67.5	29.159	112.7	2:02.859	71.29	7.471	09:09:36.676
5 -	38.944	78.5	21.437	112.7	31.923	66.3	28.305	112.0	2:00.609	72.63	5.221	09:11:37.285
6 -	38.600	76.6	21.257	114.9	31.427	69.1	IN PIT		2:59.724	P 48.74	1:04.336	09:14:37.009
7 -	OUTLAP	79.5	21.154	105.8	31.572	67.6	27.635	113.7	2:00.475	72.71	5.087	09:16:37.484
8 -	37.872	79.5	21.104	113.5	30.974	68.8	27.599	114.1	1:57.549	74.52	2.161	09:18:35.033
9 -	37.564	81.1	21.090	112.7	31.279	71.9	27.687	112.9	1:57.620	74.47	2.232	09:20:32.653
10 -	37.328	83.7	20.875	115.7	30.813	71.6	27.502	113.5	1:56.518	75.18	1.130	09:22:29.171
11 -	37.629	84.7	20.568	113.9	31.033	74.2	27.499	112.7	1:56.729	75.04	1.341	09:24:25.900
12 -	37.441	85.9	20.994	114.7	30.728	74.3	27.144	114.3	1:56.307	(3) 75.31	0.919	09:26:22.207
13 -	36.688	91.3	20.651	114.1	30.771	70.4	27.278	113.5	1:55.388	(1) 75.91		09:28:17.595
14 -	36.461	87.0	20.829	113.3	30.687	71.0	27.452	112.5	1:55.429	(2) 75.88	0.041	09:30:13.024

P20 90		Harry COOK						Honda - JDF Racing				
IDEAL LAP TIME : 1:55.590		BEST LAP TIME : 1:55.590						DIFFERENCE : 0.000				
LAP	SECTOR 1	SECTOR 2		SECTOR 3		SECTOR 4		LAP TIME	MPH	DIFF	TIME OF DAY	
1 -	OUTLAP	70.8	22.193	95.8	36.409	55.0	29.060	112.2	2:08.663	68.08	13.073	09:02:23.956
2 -	39.132	75.2	21.547	102.1	33.073	56.3	28.038	114.5	2:01.790	71.92	6.200	09:04:25.746
3 -	38.393	79.7	20.921	109.8	32.542	58.7	27.569	114.5	1:59.425	73.35	3.835	09:06:25.171
4 -	37.295	76.7	20.733	104.5	32.026	63.1	27.434	113.7	1:57.488	(2) 74.55	1.898	09:08:22.659
5 -	36.970	79.2	20.755	105.0	32.293	62.3	27.529	113.7	1:57.547	(3) 74.52	1.957	09:10:20.206
6 -	36.792	84.5	20.529	111.8	30.985	66.0	27.284	112.0	1:55.590	(1) 75.78		09:12:15.796

P21 29		Lucas BROWN						Honda - Amphibian Scaffolding / SP125 Racing				
IDEAL LAP TIME : 1:55.564		BEST LAP TIME : 1:55.990						DIFFERENCE : 0.426				
LAP	SECTOR 1	SECTOR 2		SECTOR 3		SECTOR 4		LAP TIME	MPH	DIFF	TIME OF DAY	
1 -	OUTLAP	80.9	22.342	99.4	35.253	58.4	29.984	110.0	2:09.115	67.84	13.125	09:02:34.922
2 -	40.295	84.5	21.507	106.5	33.948	59.4	28.544	111.4	2:04.294	70.47	8.304	09:04:39.216
3 -	38.705	87.7	21.251	109.8	32.712	61.3	28.383	112.0	2:01.051	72.36	5.061	09:06:40.267
4 -	38.535	86.8	21.110	114.5	32.564	65.6	28.562	110.7	2:00.771	72.53	4.781	09:08:41.038
5 -	38.496	84.3	20.967	113.7	31.951	64.6	28.079	112.0	1:59.493	73.30	3.503	09:10:40.531
6 -	37.676	89.2	20.765	116.3	31.673	64.4	27.580	112.4	1:57.694	74.42	1.704	09:12:38.225
7 -	37.585	87.3	21.055	112.9	32.142	64.9	28.905	109.8	1:59.687	73.18	3.697	09:14:37.912
8 -	38.175	87.3	21.071	116.1	31.529	64.4	27.798	111.1	1:58.573	73.87	2.583	09:16:36.485
9 -	37.103	82.5	21.023	115.7	31.141	66.5	27.348	111.6	1:56.615	(2) 75.11	0.625	09:18:33.100
10 -	37.778	75.6	23.580	112.0	32.177	68.7	27.884	111.6	2:01.419	72.14	5.429	09:20:34.519
11 -	37.538	85.7	20.786	116.7	31.108	65.2	27.564	111.4	1:56.996	74.87	1.006	09:22:31.515
12 -	38.591	71.2	23.547	108.0	33.510	67.9	28.194	111.6	2:03.842	70.73	7.852	09:24:35.357
13 -	36.684	85.1	20.620	112.0	32.304	64.5	27.668	111.4	1:57.276	74.69	1.286	09:26:32.633
14 -	37.174	85.2	20.623	116.3	31.327	66.0	27.579	111.4	1:56.703	(3) 75.06	0.713	09:28:29.336
15 -	36.622	84.6	20.743	114.9	30.974	70.0	27.651	106.8	1:55.990	(1) 75.52		09:30:25.326

P22 52		Evan BELFORD						Honda - City Lifting by RS Racing				
IDEAL LAP TIME : 1:55.985		BEST LAP TIME : 1:56.165						DIFFERENCE : 0.180				
LAP	SECTOR 1	SECTOR 2		SECTOR 3		SECTOR 4		LAP TIME	MPH	DIFF	TIME OF DAY	
1 -	OUTLAP	72.3	22.018	113.1	34.800	59.9	28.998	114.5	2:09.360	67.71	13.195	09:02:20.912
2 -	39.409	81.9	21.220	116.1	32.552	64.4	28.520	114.3	2:01.701	71.97	5.536	09:04:22.613
3 -	37.702	89.5	21.178	118.1	32.457	65.5	27.986	113.5	1:59.323	73.41	3.158	09:06:21.936
4 -	37.689	90.4	20.460	119.8	31.727	66.9	27.522	115.9	1:57.398	(3) 74.61	1.233	09:08:19.334
5 -	37.263	84.8	20.787	115.1	31.802	67.3	27.454	115.3	1:57.306	(2) 74.67	1.141	09:10:16.640
6 -	36.723	89.4	20.387	119.6	31.421	67.7	27.634	113.9	1:56.165	(1) 75.40		09:12:12.805
7 -	41.851	78.6	21.096	113.7	33.548	59.7	IN PIT		5:19.628	P 27.40	3:23.463	09:17:32.433
8 -	OUTLAP	80.9	21.033	114.9	32.616	64.5	27.713	113.5	1:59.601	73.24	3.436	09:19:32.034

Weather / Track : Cloudy / Damp

Brands Hatch GP
Circuit Length = 2.4332 miles
Start: 09:00 Flag 09:30 End: 09:32

MCRCB BULLETIN TK107

2020 Bennetts British Superbike Championship - Round 6

2020 Honda British Talent Cup

QUALIFYING - SECTOR ANALYSIS



SECTOR 1 = FL to I1, SECTOR 2 = I1 to I2 SECTOR 3 = I2 to I3, SECTOR 4 = I3 to FL, DIFF = Difference To Personal Best Lap, P = Crossed Finish Line in Pit Lane, D = Time Disallowed

P23 48		Ollie WALKER				Honda - Moto Rapido / SP125 Racing						
IDEAL LAP TIME : 1:56.517		BEST LAP TIME : 1:56.826				DIFFERENCE : 0.309						
LAP	SECTOR 1	SECTOR 2		SECTOR 3		SECTOR 4		LAP TIME	MPH	DIFF	TIME OF DAY	
1 -	OUTLAP	69.6	22.905	103.4	36.767	52.3	30.323	110.0	2:14.865	64.95	18.039	09:03:24.711
2 -	41.218	73.3	21.899	102.9	34.298	56.8	29.345	112.9	2:06.760	69.10	9.934	09:05:31.471
3 -	39.052	77.5	21.425	111.6	33.335	59.1	29.091	110.5	2:02.903	71.27	6.077	09:07:34.374
4 -	39.105	73.5	22.311	106.6	32.418	62.3	28.641	113.7	2:02.475	71.52	5.649	09:09:36.849
5 -	38.896	77.7	21.444	107.3	32.635	61.8	28.554	111.8	2:01.529	72.08	4.703	09:11:38.378
6 -	37.806	79.8	21.102	111.8	31.873	64.0	28.191	111.4	1:58.972	73.62	2.146	09:13:37.350
7 -	38.098	80.8	21.142	114.3	31.736	66.5	27.869	113.1	1:58.845	73.70	2.019	09:15:36.195
8 -	37.380	83.7	20.846	113.7	31.850	65.9	27.918	112.5	1:57.994	74.23	1.168	09:17:34.189
9 -	37.564	83.1	20.646	112.5	32.300	62.6	27.737	114.9	1:58.247	74.08	1.421	09:19:32.436
10 -	37.113	82.2	20.888	116.3	31.466	64.2	27.911	112.4	1:57.378 (3)	74.62	0.552	09:21:29.814
11 -	38.099	80.9	21.169	115.9	31.954	66.2	27.737	114.1	1:58.959	73.63	2.133	09:23:28.773
12 -	37.343	85.1	20.506	117.5	31.327	67.8	27.650	115.1	1:56.826 (1)	74.98		09:25:25.599
13 -	37.036	82.4	20.866	115.3	31.325	63.6	28.125	113.3	1:57.352 (2)	74.64	0.526	09:27:22.951
14 -	37.729	84.0	20.721	118.5	31.413	66.6	28.026	112.9	1:57.889	74.30	1.063	09:29:20.840
15 -	37.615	84.5	20.835	117.9	31.519	61.3	28.028	113.1	1:57.997	74.23	1.171	09:31:18.837

P24 69		Gary SCOTT				Honda - Scott Racing						
IDEAL LAP TIME : 1:56.695		BEST LAP TIME : 1:56.935				DIFFERENCE : 0.240						
LAP	SECTOR 1	SECTOR 2		SECTOR 3		SECTOR 4		LAP TIME	MPH	DIFF	TIME OF DAY	
1 -	OUTLAP	80.3	24.729	103.4	36.501	58.6	31.703	106.6	2:16.071	64.37	19.136	09:02:32.347
2 -	41.736	84.8	21.864	102.7	35.362	60.6	29.911	107.7	2:08.873	67.97	11.938	09:04:41.220
3 -	41.981	89.8	23.264	106.0	34.483	62.3	30.034	108.5	2:09.762	67.50	12.827	09:06:50.982
4 -	40.061	86.5	21.486	112.2	33.659	64.2	29.539	109.2	2:04.745	70.22	7.810	09:08:55.727
5 -	39.760	85.4	21.369	112.4	32.977	67.3	28.850	108.9	2:02.956	71.24	6.021	09:10:58.683
6 -	40.748	91.8	20.875	116.1	32.358	67.4	28.634	109.1	2:02.615	71.44	5.680	09:13:01.298
7 -	38.798	95.0	20.894	112.7	32.600	69.1	28.956	108.5	2:01.248	72.24	4.313	09:15:02.546
8 -	38.789	91.0	20.857	112.9	34.335	69.6	31.166	108.4	2:05.147	69.99	8.212	09:17:07.693
9 -	37.928	94.9	20.684	114.3	32.156	67.3	28.533	109.1	1:59.301	73.42	2.366	09:19:06.994
10 -	37.568	94.6	20.447	114.5	31.962	68.7	28.074	109.6	1:58.051 (3)	74.20	1.116	09:21:05.045
11 -	37.325	95.5	20.631	114.9	31.605	71.0	28.437	109.6	1:57.998 (2)	74.23	1.063	09:23:03.043
12 -	41.834	89.1	25.004	87.6	32.287	71.8	28.398	110.1	2:07.523	68.69	10.588	09:25:10.566
13 -	41.372	70.2	32.672	98.1	31.870	73.3	28.105	110.5	2:14.019	65.36	17.084	09:27:24.585
14 -	36.825	95.5	20.621	115.9	31.349	69.7	28.140	110.9	1:56.935 (1)	74.91		09:29:21.520
15 -	37.360	92.4	20.903	114.1	31.444	65.2	28.529	108.2	1:58.236	74.08	1.301	09:31:19.756

P25 2		Rhys COATES				Honda - Ernie Coates Race Support						
IDEAL LAP TIME : 1:57.457		BEST LAP TIME : 1:57.680				DIFFERENCE : 0.223						
LAP	SECTOR 1	SECTOR 2		SECTOR 3		SECTOR 4		LAP TIME	MPH	DIFF	TIME OF DAY	
1 -	OUTLAP	70.2	22.118	90.4	37.003	55.1	30.370	100.9	2:14.862	64.95	17.182	09:02:19.674
2 -	42.944	74.1	22.603	88.3	34.477	57.7	29.424	105.1	2:09.448	67.67	11.768	09:04:29.122
3 -	40.785	73.1	21.239	99.4	33.660	60.8	28.820	107.8	2:04.504	70.35	6.824	09:06:33.626
4 -	39.759	80.1	20.526	106.3	32.398	64.7	28.365	105.8	2:01.048	72.36	3.368	09:08:34.674
5 -	40.036	80.8	20.831	105.0	32.327	65.3	28.375	108.4	2:01.569	72.05	3.889	09:10:36.243
6 -	38.935	76.3	20.958	104.2	32.854	65.5	28.170	110.1	2:00.917	72.44	3.237	09:12:37.160
7 -	39.488	77.0	21.290	107.8	32.533	63.1	28.357	111.2	2:01.668	71.99	3.988	09:14:38.828
8 -	39.104	74.4	20.915	101.5	32.624	70.0	27.742	111.6	2:00.385	72.76	2.705	09:16:39.213
9 -	38.230	78.7	20.748	108.2	32.061	68.9	27.673	110.9	1:58.712 (3)	73.79	1.032	09:18:37.925
10 -	37.800	81.0	20.487	110.0	31.497	67.5	27.896	111.6	1:57.680 (1)	74.43		09:20:35.605
11 -	38.192	77.8	20.715	113.5	31.531	68.5	27.914	110.9	1:58.352 (2)	74.01	0.672	09:22:33.957
12 -	38.421	78.8	20.607	110.7	31.810	68.1	28.097	110.1	1:58.935	73.65	1.255	09:24:32.892
13 -	38.061	73.1	21.170	107.8	31.755	67.9	28.172	109.8	1:59.158	73.51	1.478	09:26:32.050
14 -	38.693	75.6	21.442	108.4	32.271	62.4	28.435	110.3	2:00.841	72.49	3.161	09:28:32.891
15 -	38.484	77.2	22.138	104.5	33.977	64.5	29.523	100.4	2:04.122	70.57	6.442	09:30:37.013

Weather / Track : Cloudy / Damp

Brands Hatch GP
Circuit Length = 2.4332 miles
Start: 09:00 Flag 09:30 End: 09:32

MCRCB BULLETIN TK107

2020 Bennetts British Superbike Championship - Round 6

2020 Honda British Talent Cup

QUALIFYING - SECTOR ANALYSIS



SECTOR 1 = FL to I1, SECTOR 2 = I1 to I2 SECTOR 3 = I2 to I3, SECTOR 4 = I3 to FL, DIFF = Difference To Personal Best Lap, P = Crossed Finish Line in Pit Lane, D = Time Disallowed

P26 44		Lucas HILL				Honda - Ashcourt Racing						
IDEAL LAP TIME : 1:59.615		BEST LAP TIME : 2:00.795				DIFFERENCE : 1.180						
LAP	SECTOR 1	SECTOR 2		SECTOR 3		SECTOR 4		LAP TIME	MPH	DIFF	TIME OF DAY	
1 -	OUTLAP	53.0	25.439	73.2	40.187	50.2	33.062	103.4	2:31.121	57.96	30.326	09:07:22.166
2 -	43.711	66.5	23.007	89.0	37.195	49.5	31.927	106.0	2:15.840	64.48	15.045	09:09:38.006
3 -	42.519	70.3	22.095	94.6	35.363	57.2	29.608	110.0	2:09.585	67.59	8.790	09:11:47.591
4 -	40.451	70.4	21.719	103.5	34.487	55.1	29.285	109.6	2:05.942	69.55	5.147	09:13:53.533
5 -	40.418	74.2	21.456	95.0	33.939	61.1	28.805	110.7	2:04.618	70.29	3.823	09:15:58.151
6 -	39.860	74.7	21.540	112.2	32.725	63.4	28.847	110.5	2:02.972	71.23	2.177	09:18:01.123
7 -	39.686	79.3	20.990	104.5	32.157	63.7	27.962	112.2	2:00.795 (1)	72.51		09:20:01.918
8 -	38.506	81.3	21.330	112.9	32.759	61.0	28.598	111.1	2:01.193 (2)	72.28	0.398	09:22:03.111
9 -	43.888	68.4	22.296	88.8	35.477	55.5	IN PIT		2:56.416 P	49.65	55.621	09:24:59.527
10 -	OUTLAP	73.0	21.922	115.7	32.887	57.5	29.304	109.8	2:09.700	67.53	8.905	09:27:09.227
11 -	41.603	73.5	22.467	92.6	34.815	61.0	28.610	110.0	2:07.495	68.70	6.700	09:29:16.722
12 -	39.294	74.5	21.582	100.0	32.943	60.8	28.181	111.6	2:02.000 (3)	71.80	1.205	09:31:18.722

P27 96		Rossi BANHAM				Honda - MJL Racing						
IDEAL LAP TIME : 2:01.189		BEST LAP TIME : 2:01.490				DIFFERENCE : 0.301						
LAP	SECTOR 1	SECTOR 2		SECTOR 3		SECTOR 4		LAP TIME	MPH	DIFF	TIME OF DAY	
1 -	OUTLAP	69.1	24.890	89.2	37.615	59.7	31.943	104.2	2:21.880	61.74	20.390	09:03:53.221
2 -	43.305	75.4	23.147	94.1	37.183	61.2	30.318	105.6	2:13.953	65.39	12.463	09:06:07.174
3 -	40.726	73.5	22.209	98.3	35.572	60.2	30.364	106.1	2:08.871	67.97	7.381	09:08:16.045
4 -	40.417	76.6	21.857	103.0	34.180	62.9	29.701	108.5	2:06.155	69.43	4.665	09:10:22.200
5 -	40.127	76.8	22.670	100.6	34.615	63.2	29.756	107.2	2:07.168	68.88	5.678	09:12:29.368
6 -	40.353	74.8	22.422	98.9	34.672	62.7	29.759	107.2	2:07.206	68.86	5.716	09:14:36.574
7 -	39.654	78.3	21.740	106.6	33.606	64.0	IN PIT		3:33.564 P	41.01	1:32.074	09:18:10.138
8 -	OUTLAP	79.5	21.800	105.8	33.464	67.1	28.339	108.9	2:07.141	68.89	5.651	09:20:17.279
9 -	38.761	78.9	21.407	105.3	32.735	65.8	28.587	109.4	2:01.490 (1)	72.10		09:22:18.769
10 -	38.723	77.3	21.550	105.1	32.956	65.6	28.718	109.8	2:01.947 (2)	71.83	0.457	09:24:20.716
11 -	38.817	78.2	21.392	106.8	32.908	64.5	29.584	108.2	2:02.701 (3)	71.39	1.211	09:26:23.417

P28 27		Calum BEACH				Honda - Calum Beach Racing / SP125 Racing						
IDEAL LAP TIME : 2:04.594		BEST LAP TIME : 2:04.983				DIFFERENCE : 0.389						
LAP	SECTOR 1	SECTOR 2		SECTOR 3		SECTOR 4		LAP TIME	MPH	DIFF	TIME OF DAY	
1 -	OUTLAP	58.2	24.457	84.2	38.683	50.1	31.514	106.5	2:21.377	61.96	16.394	09:03:03.928
2 -	44.482	66.5	23.458	92.1	36.894	51.5	30.482	108.5	2:15.316	64.73	10.333	09:05:19.244
3 -	43.229	68.4	23.629	95.5	35.321	53.0	29.749	109.4	2:11.928	66.39	6.945	09:07:31.172
4 -	41.782	70.5	22.893	102.1	34.770	54.4	30.039	110.9	2:09.484	67.65	4.501	09:09:40.656
5 -	42.372	71.2	22.271	108.9	34.561	54.4	29.291	110.5	2:08.495	68.17	3.512	09:11:49.151
6 -	41.335	70.8	22.589	105.1	34.655	55.8	29.337	110.7	2:07.916	68.48	2.933	09:13:57.067
7 -	40.972	76.1	22.615	106.6	34.109	55.9	29.295	110.3	2:06.991	68.98	2.008	09:16:04.058
8 -	40.751	73.2	22.068	111.4	34.212	56.6	29.366	110.0	2:06.397	69.30	1.414	09:18:10.455
9 -	41.016	74.5	22.219	113.3	33.793	55.0	29.111	110.3	2:06.139	69.44	1.156	09:20:16.594
10 -	40.424	77.5	22.089	106.6	34.347	54.3	29.163	109.4	2:06.023	69.50	1.040	09:22:22.617
11 -	41.693	74.8	22.235	112.9	33.998	55.2	29.147	110.5	2:07.073	68.93	2.090	09:24:29.690
12 -	40.563	73.9	21.986	108.4	34.063	55.4	29.127	110.3	2:05.739 (3)	69.66	0.756	09:26:35.429
13 -	40.228	74.3	21.941	111.1	33.481	56.7	29.333	110.0	2:04.983 (1)	70.08		09:28:40.412
14 -	40.446	74.2	22.148	113.5	33.486	58.2	28.944	110.3	2:05.024 (2)	70.06	0.041	09:30:45.436

Weather / Track : Cloudy / Damp

Brands Hatch GP
Circuit Length = 2.4332 miles
Start: 09:00 Flag 09:30 End: 09:32

MCRCB BULLETIN TK108

2020 Bennetts British Superbike Championship - Round 6

2020 Honda British Talent Cup

QUALIFYING - BEST SECTORS

SECTOR 1				SECTOR 2				SECTOR 3				SECTOR 4				IDEAL / BEST COMPARISON			
POS	NO	NAME	TIME	NO	NAME	TIME	NO	NAME	TIME	NO	NAME	TIME	POS	NO	NAME	IDEAL	BEST	DIFF	
1	8	O'SHEA	34.419	71	FARRER	19.472	16	CLARIDG	28.192	71	FARRER	25.722	1	16	CLARIDGE	1:48.293	1:48.415	0.122	
2	16	CLARIDG	34.513	75	GARNESS	19.616	17	BOURNE	28.197	16	CLARIDG	25.734	2	17	BOURNE	1:48.551	1:48.723	0.172	
3	71	FARRER	34.619	72	O'GORMA	19.618	8	O'SHEA	28.661	17	BOURNE	25.780	3	71	FARRER	1:48.686	1:48.754	0.068	
4	17	BOURNE	34.656	15	CROSBY	19.743	7	LYONS	28.671	75	GARNESS	25.958	4	8	O'SHEA	1:49.260	1:49.260	0.000	
5	15	CROSBY	34.788	16	CLARIDG	19.854	71	FARRER	28.873	5	JOHNSON	26.224	5	75	GARNESS	1:50.197	1:50.865	0.668	
6	75	GARNESS	34.912	66	THOMAS	19.897	5	JOHNSON	28.937	8	O'SHEA	26.253	6	66	THOMAS	1:50.250	1:50.512	0.262	
7	7	LYONS	35.060	17	BOURNE	19.918	66	THOMAS	28.951	72	O'GORMA	26.277	7	7	LYONS	1:50.336	1:50.372	0.036	
8	11	DOBSON	35.069	8	O'SHEA	19.927	37	TINKER	29.307	15	CROSBY	26.278	8	72	O'GORMAN	1:50.533	1:50.533	0.000	
9	72	O'GORMA	35.070	11	DOBSON	19.930	57	HIATT	29.440	66	THOMAS	26.294	9	15	CROSBY	1:50.609	1:51.207	0.598	
10	66	THOMAS	35.108	5	JOHNSON	19.946	11	DOBSON	29.526	11	DOBSON	26.365	10	5	JOHNSON	1:50.682	1:51.052	0.370	
11	4	MOUNSEY	35.187	4	MOUNSEY	19.981	72	O'GORMA	29.568	7	LYONS	26.398	11	11	DOBSON	1:50.890	1:50.927	0.037	
12	37	TINKER	35.335	37	TINKER	20.040	75	GARNESS	29.711	37	TINKER	26.450	12	37	TINKER	1:51.132	1:51.423	0.291	
13	5	JOHNSON	35.575	7	LYONS	20.207	15	CROSBY	29.800	4	MOUNSEY	26.530	13	4	MOUNSEY	1:51.728	1:52.135	0.407	
14	46	DUFTON	35.641	74	COOK	20.249	46	DUFTON	29.987	57	HIATT	26.572	14	57	HIATT	1:52.689	1:52.829	0.140	
15	57	HIATT	35.650	52	BELFORD	20.387	4	MOUNSEY	30.030	43	HITCHCO	27.144	15	46	DUFTON	1:53.477	1:53.560	0.083	
16	65	ROWAN	36.194	65	ROWAN	20.428	65	ROWAN	30.674	99	STUART-	27.228	16	65	ROWAN	1:54.686	1:54.932	0.246	
17	74	COOK	36.231	69	SCOTT	20.447	43	HITCHCO	30.687	90	COOK	27.284	17	99	STUART-CAMPBELL	1:54.763	1:55.309	0.546	
18	99	STUART-	36.248	99	STUART-	20.452	99	STUART-	30.835	29	BROWN	27.348	18	74	COOK	1:54.843	1:54.843	0.000	
19	43	HITCHCO	36.461	46	DUFTON	20.481	74	COOK	30.941	46	DUFTON	27.368	19	43	HITCHCOCK	1:54.860	1:55.388	0.528	
20	29	BROWN	36.622	2	COATES	20.487	29	BROWN	30.974	65	ROWAN	27.390	20	29	BROWN	1:55.564	1:55.990	0.426	
21	52	BELFORD	36.723	48	WALKER	20.506	90	COOK	30.985	74	COOK	27.422	21	90	COOK	1:55.590	1:55.590	0.000	
22	90	COOK	36.792	90	COOK	20.529	48	WALKER	31.325	52	BELFORD	27.454	22	52	BELFORD	1:55.985	1:56.165	0.180	
23	69	SCOTT	36.825	43	HITCHCO	20.568	69	SCOTT	31.349	48	WALKER	27.650	23	48	WALKER	1:56.517	1:56.826	0.309	
24	48	WALKER	37.036	29	BROWN	20.620	52	BELFORD	31.421	2	COATES	27.673	24	69	SCOTT	1:56.695	1:56.935	0.240	
25	2	COATES	37.800	44	HILL	20.990	2	COATES	31.497	44	HILL	27.962	25	2	COATES	1:57.457	1:57.680	0.223	
26	44	HILL	38.506	57	HIATT	21.027	44	HILL	32.157	69	SCOTT	28.074	26	44	HILL	1:59.615	2:00.795	1.180	
27	96	BANHAM	38.723	96	BANHAM	21.392	96	BANHAM	32.735	96	BANHAM	28.339	27	96	BANHAM	2:01.189	2:01.490	0.301	
28	27	BEACH	40.228	27	BEACH	21.941	27	BEACH	33.481	27	BEACH	28.944	28	27	BEACH	2:04.594	2:04.983	0.389	

PERFECT LAP 1:47.805

Weather / Track : Cloudy / Damp

Results can be found at www.tsl-timing.com

Brands Hatch GP

Circuit Length = 2.4332 miles

Start: 09:00 Flag 09:30 End: 09:32

Printed - 09:34 Saturday, 17 October 2020

MCRCB BULLETIN TK109**2020 Bennetts British Superbike Championship - Round 6****2020 Honda British Talent Cup****QUALIFYING - BEST SPEEDS**

POS	INTERMEDIATE 1			INTERMEDIATE 2			INTERMEDIATE 3			FINISH LINE		
	NO	NAME	MPH	NO	NAME	MPH	NO	NAME	MPH	NO	NAME	MPH
1	71	FARRER	97.1	72	O'GORMAN	123.5	71	FARRER	79.7	75	GARNESS	118.5
2	16	CLARIDGE	95.5	75	GARNESS	122.4	66	THOMAS	79.5	72	O'GORMAN	117.7
3	69	SCOTT	95.5	99	STUART-CAMPBELL	121.7	16	CLARIDGE	78.5	71	FARRER	116.3
4	7	LYONS	95.0	71	FARRER	121.1	8	O'SHEA	78.1	99	STUART-CAMPBELL	116.1
5	72	O'GORMAN	94.1	8	O'SHEA	120.0	17	BOURNE	77.1	52	BELFORD	115.9
6	8	O'SHEA	93.9	65	ROWAN	120.0	72	O'GORMAN	75.5	16	CLARIDGE	115.7
7	4	MOUNSEY	92.4	17	BOURNE	119.8	11	DOBSON	75.2	65	ROWAN	115.7
8	66	THOMAS	92.1	52	BELFORD	119.8	43	HITCHCOCK	74.3	15	CROSBY	115.3
9	15	CROSBY	91.8	16	CLARIDGE	119.4	65	ROWAN	74.2	4	MOUNSEY	115.1
10	17	BOURNE	91.3	37	TINKER	119.1	5	JOHNSON	74.1	48	WALKER	115.1
11	11	DOBSON	91.3	4	MOUNSEY	118.7	75	GARNESS	73.6	17	BOURNE	114.7
12	43	HITCHCOCK	91.3	7	LYONS	118.5	69	SCOTT	73.3	66	THOMAS	114.5
13	37	TINKER	90.9	48	WALKER	118.5	7	LYONS	73.1	5	JOHNSON	114.5
14	46	DUFTON	90.9	11	DOBSON	118.3	57	HIATT	73.1	37	TINKER	114.5
15	65	ROWAN	90.8	5	JOHNSON	117.7	37	TINKER	72.8	90	COOK	114.5
16	52	BELFORD	90.4	15	CROSBY	117.7	15	CROSBY	72.7	43	HITCHCOCK	114.3
17	99	STUART-CAMPBELL	90.1	66	THOMAS	117.3	99	STUART-CAMPBELL	71.8	7	LYONS	114.1
18	57	HIATT	89.5	46	DUFTON	117.3	29	BROWN	70.0	11	DOBSON	114.1
19	29	BROWN	89.2	57	HIATT	116.7	2	COATES	70.0	74	COOK	114.1
20	5	JOHNSON	88.7	74	COOK	116.7	4	MOUNSEY	69.7	8	O'SHEA	113.5
21	75	GARNESS	87.2	29	BROWN	116.7	74	COOK	68.8	57	HIATT	113.3
22	48	WALKER	85.1	69	SCOTT	116.1	46	DUFTON	68.6	29	BROWN	112.4
23	90	COOK	84.5	43	HITCHCOCK	115.7	48	WALKER	67.8	44	HILL	112.2
24	74	COOK	83.8	44	HILL	115.7	52	BELFORD	67.7	46	DUFTON	112.0
25	44	HILL	81.3	2	COATES	113.5	96	BANHAM	67.1	2	COATES	111.6
26	2	COATES	81.0	27	BEACH	113.5	90	COOK	66.0	69	SCOTT	110.9
27	96	BANHAM	79.5	90	COOK	111.8	44	HILL	63.7	27	BEACH	110.9
28	27	BEACH	77.5	96	BANHAM	106.8	27	BEACH	58.2	96	BANHAM	109.8

Weather / Track : Cloudy / Damp

Results can be found at www.tsl-timing.com

Brands Hatch GP

Circuit Length = 2.4332 miles

Start: 09:00 Flag 09:30 End: 09:32

Printed - 09:34 Saturday, 17 October 2020

MCRCB BULLETIN TK110

2020 Bennetts British Superbike Championship - Round 6

2020 Honda British Talent Cup

QUALIFYING - STATISTICS

Competitors Started	28
Planned Start	2020-10-17 @ 09:00:00.000
Actual Start	2020-10-17 @ 09:00:01.231
Finish Time	2020-10-17 @ 09:30:01.231
Track Length	2.4332mi.
Total Laps	376
Total Distance Covered	914.9168mi.

Session Fastest Lap History

NO	NAME	LAP TIME	TIME OF DAY	LAP	VEHICLE
37	Corey TINKER	1:56.557	09:04:12.431	2	Honda
17	Franco BOURNE	1:56.422	09:04:12.658	2	Honda
16	Harvey CLARIDGE	1:56.023	09:05:30.828	2	Honda
37	Corey TINKER	1:54.734	09:06:07.179	3	Honda
16	Harvey CLARIDGE	1:53.914	09:07:24.766	3	Honda
37	Corey TINKER	1:52.753	09:07:59.918	4	Honda
16	Harvey CLARIDGE	1:52.192	09:09:16.957	4	Honda
16	Harvey CLARIDGE	1:50.459	09:11:07.417	5	Honda
17	Franco BOURNE	1:50.279	09:12:18.089	6	Honda
16	Harvey CLARIDGE	1:50.199	09:12:57.616	6	Honda
17	Franco BOURNE	1:49.534	09:17:57.171	9	Honda
17	Franco BOURNE	1:48.723	09:21:35.529	11	Honda
16	Harvey CLARIDGE	1:48.415	09:22:03.305	10	Honda

Flag History

TYPE	TIME OF DAY
GREEN	09:00:01.231
FINISH	09:30:01.231

Flag Statistics

TYPE	COUNT	TOTAL LAPS	TOTAL TIME
Green	1	16	32:27.338
Red	0	0	0.000
Safety Car	0	0	0.000
FCY	0	0	0.000

Weather / Track : Cloudy / Damp

Results can be found at www.tsl-timing.com

Brands Hatch GP
Circuit Length = 2.4332 miles
Start: 09:00 Flag 09:30 End: 09:32

Printed - 09:34 Saturday, 17 October 2020

MCRCB BULLETIN TK111

2020 Bennetts British Superbike Championship - Round 6

2020 Honda British Talent Cup

QUALIFYING - SESSION NOTES

TIME	MESSAGE
09:13:29	NO. 90 - FALLER AT SURTEES - RIDER OK
09:14:12	UPDATE: NO.90 RIDER TO MEDICAL CENTRE
09:15:28	FURTHER UPDATE: NO.90 RIDER OK
09:16:27	NO. 74 - STOPPED TECHNICAL PROBLEM DRUIDS
09:20:33	NO. 52 - FALLER AT COOPER STR - RIDER OK
09:22:40	NO. 16 - FALLER AT DRUIDS - RIDER OK
09:24:35	NO. 17 TOOK SHORT CUT AT T4 TO PITLANE - 40 SECS PENALTY AT PIT IN
09:27:02	NO. 5 - FALLER AT CLEARWAYS - RIDER OK

Weather / Track : Cloudy / Damp

Results can be found at www.tsl-timing.com

Brands Hatch GP
Circuit Length = 2.4332 miles
Start: 09:00 Flag 09:30 End: 09:32

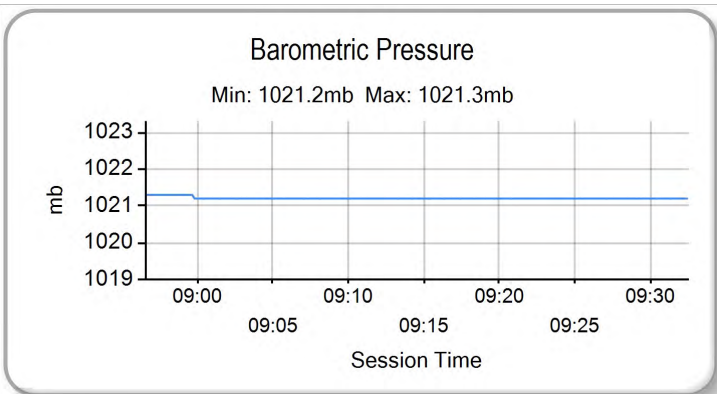
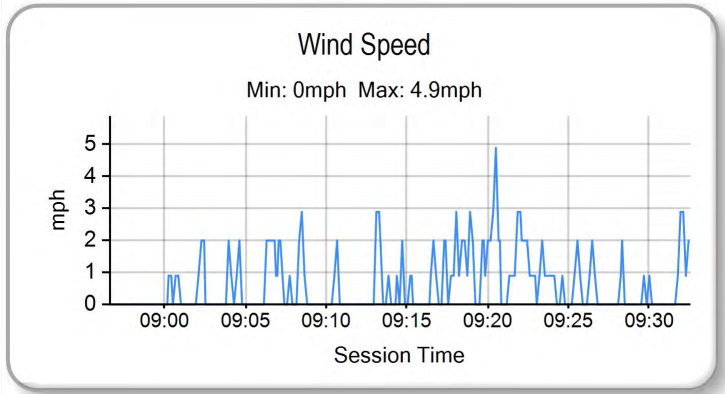
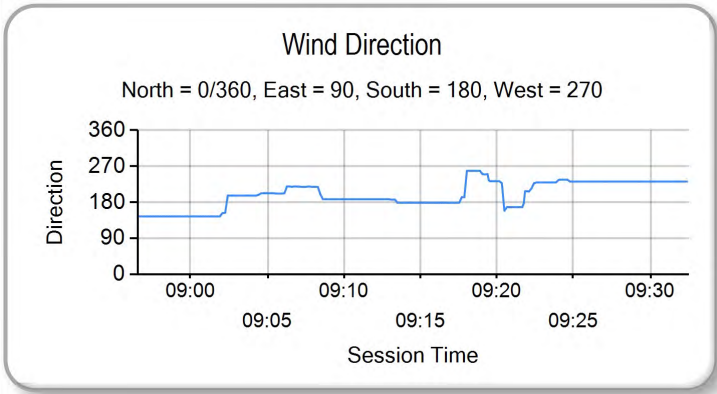
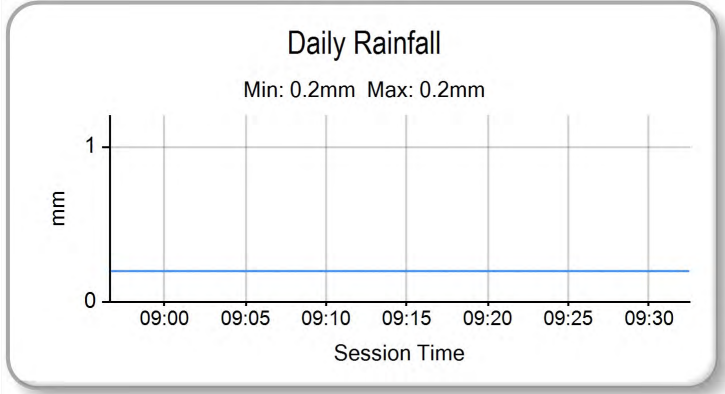
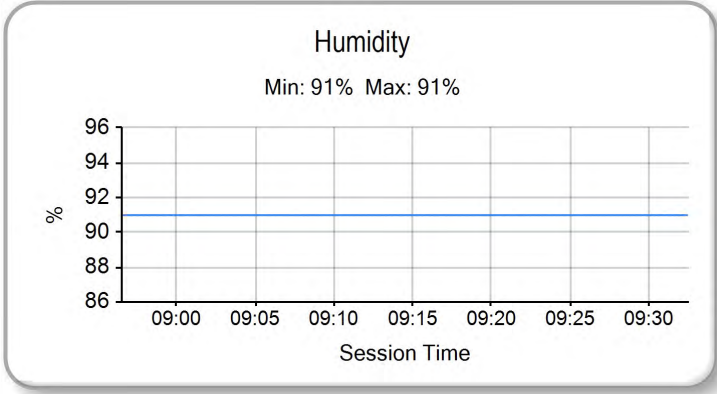
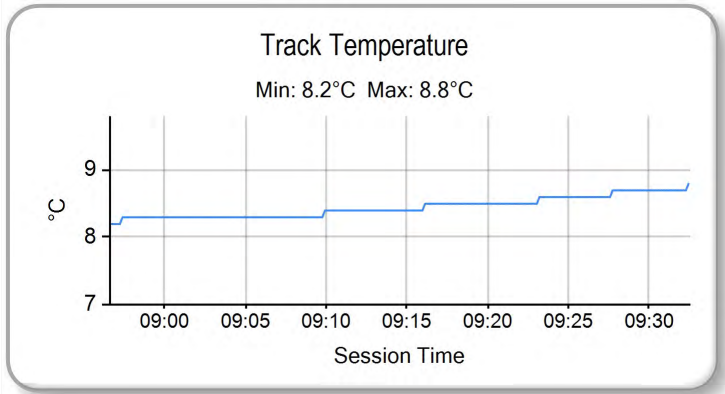
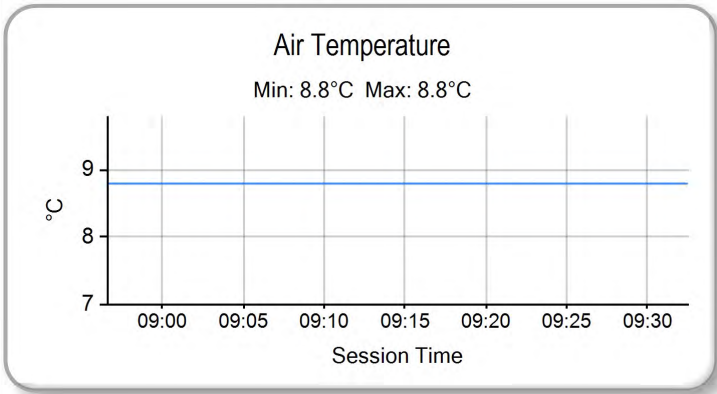
Printed - 09:35 Saturday, 17 October 2020

MCRCB BULLETIN TK112

2020 Bennetts British Superbike Championship - Round 6

2020 Honda British Talent Cup

QUALIFYING - WEATHER CONDITIONS



Weather / Track : Cloudy / Damp

Results can be found at www.tsl-timing.com

Brands Hatch GP
Circuit Length = 2.4332 miles
Start: 09:00 Flag 09:30 End: 09:32

Printed - 09:35 Saturday, 17 October 2020

RACE 2 - GRID (14 Laps)

ROW 10	29	14	Evann PENDRILL	28	27	Calum BEACH	2:04.983
ROW 9	27	96	Rossi BANHAM	26	44	Lucas HILL	2:00.795
				25	2	Rhys COATES	1:57.680
ROW 8	24	69	Gary SCOTT	23	48	Ollie WALKER	1:56.826
				22	52	Evan BELFORD	1:56.165
ROW 7	21	29	Lucas BROWN	20	90	Harry COOK	1:55.590
				19	43	Ryan HITCHCOCK	1:55.388
ROW 6	18	99	Bailey STUART-CAMPBELL	17	65	Alexander ROWAN	1:54.932
				16	74	James COOK	1:54.843
ROW 5	15	46	Elliott DUFTON	14	57	Josh HIATT	1:52.829
				13	4	Sullivan MOUNSEY	1:52.135
ROW 4	12	37	Corey TINKER	11	15	Harrison CROSBY	1:51.207
				10	5	Mason Cade JOHNSON	1:51.052
ROW 3	9	11	Rossi DOBSON	8	75	Jonathan GARNES	1:50.865
				7	72	Casey O'GORMAN	1:50.533
ROW 2	6	66	Annabel THOMAS	5	7	Jamie LYONS	1:50.372
				4	8	Eddie O'SHEA	1:49.260
ROW 1	3	71	Charlie FARRER	2	17	Franco BOURNE	1:48.723
				1	16	Harvey CLARIDGE	1:48.415
							Pole

Brands Hatch GP
Circuit Length = 2.4332 miles

These results are provisional until the conclusion of any judicial and technical matters.

Race Director :	Stewards :	Timekeeper :
-----------------	------------	--------------

Results can be found at www.britishsuperbike.com

Printed - 10:04 Saturday, 17 October 2020



POS	NO	NAME	NAT	ENTRY	LAPS	TIME	GAP	DIFF	MPH	BEST	ON
1	17	Franco BOURNE	GBR	Honda - Franco Bourne Racing / SP125 Racing	14	23:04.807			88.55	1:37.663	6
2	71	Charlie FARRER	GBR	Honda - Victoria House Racing Academy / Mortimer	14	23:30.488	25.681	25.681	86.94	1:39.447	5
3	52	Evan BELFORD	GBR	Honda - City Lifting by RS Racing	14	23:37.312	32.505	6.824	86.52	1:39.636	12
4	8	Eddie O'SHEA	GBR	Honda - WAM	14	23:37.473	32.666	0.161	86.51	1:39.776	12
5	37	Corey TINKER	GBR	Honda - Stauff Fluid Power Academy	14	23:37.511	32.704	0.038	86.51	1:39.761	10
6	7	Jamie LYONS	GBR	Honda - Jamie Lyons Racing	14	23:46.395	41.588	8.884	85.97	1:40.852	7
7	11	Rossi DOBSON	GBR	Honda - Rossi Dobson	14	23:54.698	49.891	8.303	85.47	1:41.106	10
8	4	Sullivan MOUNSEY	GBR	Honda - Lloyd & Jones PR Racing	14	23:56.691	51.884	1.993	85.36	1:41.363	12
9	74	James COOK	GBR	Honda - Wilson Racing	14	23:56.809	52.002	0.118	85.35	1:41.204	8
10	99	Bailey STUART-CAMPBELL	GBR	Honda - 151s S-C Racing	14	23:56.910	52.103	0.101	85.34	1:40.912	12
11	46	Elliott DUFTON	GBR	Honda - D&D Racing	14	23:57.066	52.259	0.156	85.33	1:40.873	11
12	15	Harrison CROSBY	GBR	Honda - Banks Racing	14	23:57.273	52.466	0.207	85.32	1:41.073	12
13	48	Ollie WALKER	GBR	Honda - Moto Rapido / SP125 Racing	14	23:57.340	52.533	0.067	85.32	1:40.598	10
14	75	Jonathan GARNESS	GBR	Honda - Microlise Cresswell Racing	14	23:57.498	52.691	0.158	85.31	1:41.173	9
15	43	Ryan HITCHCOCK	GBR	Honda - Wilson Racing	14	23:57.840	53.033	0.342	85.29	1:41.049	11
16	5	Mason Cade JOHNSON	GBR	Honda - Johnson Racing	14	24:04.271	59.464	6.431	84.91	1:41.561	13
17	29	Lucas BROWN	GBR	Honda - Amphibian Scaffolding / SP125 Racing	14	24:04.780	59.973	0.509	84.88	1:41.610	4
18	66	Annabel THOMAS	GBR	Honda - Microlise Cresswell Racing	14	24:04.845	1:00.038	0.065	84.87	1:41.259	13
19	57	Josh HIATT	GBR	Honda - Wilson Racing	14	24:23.567	1:18.760	18.722	83.79	1:43.521	8
20	65	Alexander ROWAN	GBR	Honda - Alexander Rowan Racing	13	23:15.148	1 Lap	1 Lap	81.62	1:44.829	12
21	69	Gary SCOTT	GBR	Honda - Scott Racing	13	23:15.638	1 Lap	0.490	81.59	1:44.829	13
22	2	Rhys COATES	GBR	Honda - Ernie Coates Race Support	13	23:21.401	1 Lap	5.763	81.26	1:45.361	9
23	90	Harry COOK	GBR	Honda - JDF Racing	13	23:54.764	1 Lap	33.363	79.37	1:48.097	3
24	27	Calum BEACH	GBR	Honda - Calum Beach Racing / SP125 Racing	13	24:08.787	1 Lap	14.023	78.60	1:49.827	11

NOT CLASSIFIED

DNF	16	Harvey CLARIDGE	GBR	Honda - City Lifting / SP125 Racing	13	21:38.743	1 Lap		87.68	1:38.714	9
DNF	72	Casey O'GORMAN	GBR	Honda - Microlise Cresswell Racing	13	21:38.796	1 Lap	0.053	87.67	1:38.770	9
DNF	44	Lucas HILL	GBR	Honda - Ashcourt Racing	4	7:13.156	10 Laps	9 Laps	80.89	1:45.374	4
DNF	96	Rossi BANHAM	GBR	Honda - MJL Racing	3	5:21.457	11 Laps	1 Lap	81.75	1:42.672	3

FASTEST LAP

17	Franco BOURNE	GBR	Honda - Franco Bourne Racing / SP125 Racing	6	1:37.663	89.69 mph	144.34 kph
----	---------------	-----	---	---	----------	-----------	------------

Weather / Track : Cloudy / Dry

These results are provisional until the conclusion of any judicial and technical matters.

Brands Hatch GP

Circuit Length = 2.4332 miles

Start: 14:00 Flag 14:23 End: 14:25

Race Director :	Stewards :	Timekeeper :
-----------------	------------	--------------

Results can be found at www.britishsuperbike.com

Printed - 14:27 Saturday, 17 October 2020

MCRCB BULLETIN TK169

2020 Bennetts British Superbike Championship - Round 6

2020 Honda British Talent Cup

RACE 2 - LAP CHART

LAP 1 @ 14:02:14.598

Table with 3 columns: NO, BEHIND, LAP TIME. Rows 17-90.

LAP 2 @ 14:03:54.602

Table with 3 columns: NO, BEHIND, LAP TIME. Rows 17-27.

LAP 3 @ 14:05:33.077

Table with 3 columns: NO, BEHIND, LAP TIME. Rows 17-27.

LAP 4 @ 14:07:11.498

Table with 3 columns: NO, BEHIND, LAP TIME. Rows 17-27.

LAP 5 @ 14:08:49.703

Table with 3 columns: NO, BEHIND, LAP TIME. Rows 17-27.

LAP 6 @ 14:10:27.366

Table with 3 columns: NO, BEHIND, LAP TIME. Rows 17-27.

LAP 7 @ 14:12:05.228

Table with 3 columns: NO, BEHIND, LAP TIME. Rows 17-72.

Table with 3 columns: NO, BEHIND, LAP TIME. Rows 71-75, 8, 7, 11, 4, 75, 74, 66, 99, 43, 15, 29, 5, 69, 90, 27.

LAP 8 @ 14:13:43.150

Table with 3 columns: NO, BEHIND, LAP TIME. Rows 17-90.

LAP 9 @ 14:15:21.070

Table with 3 columns: NO, BEHIND, LAP TIME. Rows 17-11.

LAP 10 @ 14:16:58.983

Table with 3 columns: NO, BEHIND, LAP TIME. Rows 17-71.

LAP 11 @ 14:18:36.794

Table with 3 columns: NO, BEHIND, LAP TIME. Rows 17-15.

Weather / Track : Cloudy / Dry

Brands Hatch GP
Circuit Length = 2.4332 miles
Start: 14:00 Flag 14:23 End: 14:25

MCRCB BULLETIN TK169

2020 Bennetts British Superbike Championship - Round 6

2020 Honda British Talent Cup

RACE 2 - LAP CHART

46	44.733	1:40.873
43	45.137	1:41.049
29	49.386	1:42.491
66	49.502	1:43.160
5	49.599	1:42.608
57	1:04.376	1:43.871
65	1:36.760	1:45.061
69	1:37.779	1:45.623

LAP 14 @ 14:23:33.493

NO	BEHIND	LAP TIME
17		1:39.264
65	1 Lap	1:45.451
69	1 Lap	1:44.829
2	1 Lap	1:47.729
71	25.681	1:41.095
52	32.505	1:39.925
8	32.666	1:39.911
37	32.704	1:39.931
7	41.588	1:41.821
11	49.891	1:43.988
90	1 Lap	1:48.920
4	51.884	1:41.848
74	52.002	1:41.863
99	52.103	1:42.020
46	52.259	1:41.518
15	52.466	1:42.104
48	52.533	1:42.095
75	52.691	1:41.650
43	53.033	1:41.117
5	59.464	1:42.706
29	59.973	1:43.142
66	1:00.038	1:42.640
27	1 Lap	1:50.678
57	1:18.760	1:43.691

LAP 12 @ 14:20:15.048

NO	BEHIND	LAP TIME
17		1:38.254
2	1 Lap	1:46.007
72	13.021	1:39.265
16	13.099	1:39.425
71	21.908	1:40.906
90	1 Lap	1:48.935
52	30.510	1:39.636
8	30.833	1:39.776
37	31.046	1:40.371
7	36.709	1:41.579
27	1 Lap	1:49.827
11	42.273	1:41.234
4	46.475	1:41.363
74	46.599	1:41.260
99	46.682	1:40.912
75	46.938	1:41.490
15	47.394	1:41.073
48	47.443	1:41.558
46	47.982	1:41.503
43	48.105	1:41.222
29	53.571	1:42.439
5	53.642	1:42.297
66	54.584	1:43.336
57	1:09.798	1:43.676

LAP 13 @ 14:21:54.229

NO	BEHIND	LAP TIME
17		1:39.181
65	1 Lap	1:44.829
69	1 Lap	1:44.922
2	1 Lap	1:47.007
16	13.200	1:39.282
72	13.253	1:39.413
71	23.850	1:41.123
52	31.844	1:40.515
8	32.019	1:40.367
37	32.037	1:40.172
7	39.031	1:41.503
90	1 Lap	1:49.951
11	45.167	1:42.075
4	49.300	1:42.006
99	49.347	1:41.846
74	49.403	1:41.985
15	49.626	1:41.413
48	49.702	1:41.440
46	50.005	1:41.204
75	50.305	1:42.548
43	51.180	1:42.256
27	1 Lap	1:50.502
5	56.022	1:41.561
29	56.095	1:41.705
66	56.662	1:41.259
57	1:14.333	1:43.716

Weather / Track : Cloudy / Dry

MCRCB BULLETIN TK170

2020 Bennetts British Superbike Championship - Round 6

2020 Honda British Talent Cup

RACE 2 - POSITION CHART

No	Name	Lap														
		Pos	1	2	3	4	5	6	7	8	9	10	11	12	13	14
16	CLARIDGE	1	17	17	17	17	17	17	17	17	17	17	17	17	17	17
17	BOURNE	2	16	16	16	16	16	16	16	72	72	72	16	72	16	71
71	FARRER	3	72	72	72	72	72	72	72	16	16	16	72	16	72	52
8	O'SHEA	4	71	71	71	71	71	71	71	71	71	71	71	71	71	8
7	LYONS	5	8	37	8	8	37	52	52	52	52	52	37	52	52	37
66	THOMAS	6	11	8	37	37	8	8	37	37	8	37	52	8	8	7
72	O'GORMAN	7	37	7	7	7	52	37	8	8	37	8	8	37	37	11
75	GARNESSE	8	7	11	52	52	7	7	7	7	7	7	7	7	7	4
11	DOBSON	9	75	52	11	11	11	11	11	11	11	11	11	11	11	74
5	JOHNSON	10	4	75	4	4	4	4	4	4	4	4	4	4	4	99
15	CROSBY	11	74	4	75	75	75	66	75	75	75	74	74	74	99	46
37	TINKER	12	52	74	74	74	74	75	74	74	74	75	75	99	74	15
4	MOUNSEY	13	15	66	66	66	66	74	66	66	99	99	99	75	15	48
57	HIATT	14	46	15	15	15	99	99	99	99	48	48	48	15	48	75
46	DUFTON	15	66	46	46	46	15	15	43	43	43	15	15	48	46	43
74	COOK	16	57	99	99	99	46	43	15	15	15	46	46	46	75	5
65	ROWAN	17	5	5	5	5	5	46	48	48	46	43	43	43	43	29
99	STUART-CAMPBELL	18	99	43	43	43	43	48	46	46	66	66	29	29	5	66
43	HITCHCOCK	19	96	48	48	48	48	29	5	5	5	29	66	5	29	57
90	COOK	20	43	57	29	29	29	5	29	29	29	5	5	66	66	
29	BROWN	21	48	29	57	57	57	57	57	57	57	57	57	57	57	
52	BELFORD	22	29	96	96	44	65	65	65	69	69	65	65	65	65	
48	WALKER	23	65	44	44	65	2	2	2	65	65	69	69	69	69	
69	SCOTT	24	44	65	65	69	69	69	69	2	2	2	2	2	2	
2	COATES	25	69	69	69	2	90	90	90	90	90	90	90	90	90	
44	HILL	26	2	2	2	90	27	27	27	27	27	27	27	27	27	
96	BANHAM	27	27	90	90	27										
27	BEACH	28	90	27	27											

Weather / Track : Cloudy / Dry

Results can be found at www.tsl-timing.com

Brands Hatch GP
 Circuit Length = 2.4332 miles
 Start: 14:00 Flag 14:23 End: 14:25

Printed - 14:28 Saturday, 17 October 2020

MCRCB BULLETIN TK171

2020 Bennetts British Superbike Championship - Round 6

2020 Honda British Talent Cup

RACE 2 - SECTOR ANALYSIS



SECTOR 1 = FL to I1, SECTOR 2 = I1 to I2 SECTOR 3 = I2 to I3, SECTOR 4 = I3 to FL, DIFF = Difference To Personal Best Lap, P = Crossed Finish Line in Pit Lane, D = Time Disallowed

P1 17		Franco BOURNE				Honda - Franco Bourne Racing / SP125 Racing						
IDEAL LAP TIME : 1:37.409		BEST LAP TIME : 1:37.663				DIFFERENCE : 0.254						
LAP	SECTOR 1	SECTOR 2		SECTOR 3		SECTOR 4		LAP TIME	MPH	DIFF	TIME OF DAY	
1 -		97.8	18.454	118.3	26.559	79.8	24.045	116.3	1:45.912	82.70	8.249	14:02:14.598
2 -	31.921	99.7	18.209	122.4	26.194	89.0	23.680	116.3	1:40.004	87.59	2.341	14:03:54.602
3 -	30.963	98.8	18.114	119.4	25.835	85.7	23.563	115.9	1:38.475	88.95	0.812	14:05:33.077
4 -	30.821	99.1	18.186	118.7	25.699	88.3	23.715	115.9	1:38.421	89.00	0.758	14:07:11.498
5 -	30.840	98.3	18.106	118.7	25.517	88.1	23.742	115.5	1:38.205	89.19	0.542	14:08:49.703
6 -	30.530	98.8	18.116	118.1	25.384	88.0	23.633	115.5	1:37.663 (1)	89.69		14:10:27.366
7 -	30.624	98.9	18.090	118.3	25.506	89.5	23.642	116.1	1:37.862 (3)	89.51	0.199	14:12:05.228
8 -	30.761	98.2	17.996	118.9	25.547	90.1	23.618	115.7	1:37.922	89.45	0.259	14:13:43.150
9 -	30.595	98.6	18.025	119.4	25.801	88.1	23.499	116.3	1:37.920	89.45	0.257	14:15:21.070
10 -	30.633	99.7	18.204	119.4	25.488	89.5	23.588	116.1	1:37.913	89.46	0.250	14:16:58.983
11 -	30.554	99.1	18.175	118.7	25.534	89.4	23.548	116.7	1:37.811 (2)	89.55	0.148	14:18:36.794
12 -	30.648	99.1	18.044	119.4	25.518	87.1	24.044	116.7	1:38.254	89.15	0.591	14:20:15.048
13 -	31.655	95.8	18.340	119.1	25.544	87.9	23.642	116.1	1:39.181	88.32	1.518	14:21:54.229
14 -	30.784	97.3	18.055	119.4	26.058	87.4	24.367	91.8	1:39.264	88.24	1.601	14:23:33.493

P2 71		Charlie FARRER				Honda - Victoria House Racing Academy / Mortimer Racing						
IDEAL LAP TIME : 1:39.282		BEST LAP TIME : 1:39.447				DIFFERENCE : 0.165						
LAP	SECTOR 1	SECTOR 2		SECTOR 3		SECTOR 4		LAP TIME	MPH	DIFF	TIME OF DAY	
1 -		99.4	18.328	123.1	26.652	82.8	24.140	119.6	1:47.033	81.84	7.586	14:02:15.719
2 -	31.795	100.6	18.016	124.7	26.361	85.3	23.745	121.1	1:39.917	87.67	0.470	14:03:55.636
3 -	31.537	101.6	17.881	125.2	26.811	83.7	24.138	117.7	1:40.367	87.27	0.920	14:05:36.003
4 -	31.443	101.5	17.887	125.4	26.449	84.9	23.950	118.5	1:39.729	87.83	0.282	14:07:15.732
5 -	31.349	101.5	17.968	123.8	26.323	84.4	23.807	118.3	1:39.447 (1)	88.08		14:08:55.179
6 -	31.342	101.3	17.921	122.9	26.332	82.6	23.899	118.5	1:39.494 (2)	88.04	0.047	14:10:34.673
7 -	31.333	100.9	18.068	122.6	26.346	86.2	23.963	117.7	1:39.710 (3)	87.85	0.263	14:12:14.383
8 -	31.402	100.4	18.005	122.2	26.472	84.0	24.087	117.3	1:39.966	87.62	0.519	14:13:54.349
9 -	31.667	100.1	17.990	122.2	26.507	87.2	24.147	117.1	1:40.311	87.32	0.864	14:15:34.660
10 -	31.672	100.1	18.112	121.5	26.633	84.2	24.196	117.1	1:40.613	87.06	1.166	14:17:15.273
11 -	31.719	99.8	18.272	120.4	26.766	84.7	24.020	117.9	1:40.777	86.92	1.330	14:18:56.050
12 -	31.797	99.4	18.139	121.5	26.683	82.7	24.287	116.1	1:40.906	86.81	1.459	14:20:36.956
13 -	31.845	98.9	18.220	121.5	26.871	84.4	24.187	117.1	1:41.123	86.62	1.676	14:22:18.079
14 -	31.804	99.1	18.220	121.5	26.817	85.7	24.254	117.1	1:41.095	86.64	1.648	14:23:59.174

P3 52		Evan BELFORD				Honda - City Lifting by RS Racing						
IDEAL LAP TIME : 1:39.346		BEST LAP TIME : 1:39.636				DIFFERENCE : 0.290						
LAP	SECTOR 1	SECTOR 2		SECTOR 3		SECTOR 4		LAP TIME	MPH	DIFF	TIME OF DAY	
1 -		98.5	18.741	124.9	27.274	77.3	24.327	122.2	1:50.609	79.19	10.973	14:02:19.295
2 -	32.197	99.1	18.363	123.5	26.934	83.9	24.370	119.8	1:41.864	85.99	2.228	14:04:01.159
3 -	31.654	99.8	18.203	125.2	26.762	84.5	24.388	119.4	1:41.007	86.72	1.371	14:05:42.166
4 -	31.598	100.6	18.188	123.8	26.572	83.5	23.898	121.1	1:40.256	87.37	0.620	14:07:22.422
5 -	31.635	99.8	18.233	122.9	26.711	79.0	24.087	118.9	1:40.666	87.01	1.030	14:09:03.088
6 -	32.116	101.2	18.236	122.2	26.460	83.0	23.797	119.8	1:40.609	87.06	0.973	14:10:43.697
7 -	31.390	100.6	18.171	122.0	26.739	85.4	24.144	117.5	1:40.444	87.21	0.808	14:12:24.141
8 -	31.260	100.3	18.213	121.5	26.731	86.7	24.196	117.7	1:40.400	87.24	0.764	14:14:04.541
9 -	31.278	100.7	18.096	121.5	26.631	86.4	24.046	118.3	1:40.051	87.55	0.415	14:15:44.592
10 -	31.205	100.3	18.244	121.7	26.365	84.6	23.993	117.5	1:39.807 (2)	87.76	0.171	14:17:24.399
11 -	32.085	100.3	18.519	120.2	26.547	83.2	24.372	118.7	1:41.523	86.28	1.887	14:19:05.922
12 -	31.412	100.4	18.083	121.3	26.261	87.4	23.880	117.9	1:39.636 (1)	87.91		14:20:45.558
13 -	31.426	100.9	18.197	121.3	26.765	88.1	24.127	118.3	1:40.515	87.14	0.879	14:22:26.073
14 -	31.354	93.2	18.278	122.6	26.323	86.8	23.970	117.5	1:39.925 (3)	87.66	0.289	14:24:05.998

Weather / Track : Cloudy / Dry

Brands Hatch GP
Circuit Length = 2.4332 miles
Start: 14:00 Flag 14:23 End: 14:25

MCRCB BULLETIN TK171

2020 Bennetts British Superbike Championship - Round 6

2020 Honda British Talent Cup

RACE 2 - SECTOR ANALYSIS



SECTOR 1 = FL to I1, SECTOR 2 = I1 to I2 SECTOR 3 = I2 to I3, SECTOR 4 = I3 to FL, DIFF = Difference To Personal Best Lap, P = Crossed Finish Line in Pit Lane, D = Time Disallowed

P4		8		Eddie O'SHEA				Honda - WAM				
IDEAL LAP TIME : 1:39.339		BEST LAP TIME : 1:39.776				DIFFERENCE : 0.437						
LAP	SECTOR 1	SECTOR 2	SECTOR 3	SECTOR 4	LAP TIME	MPH	DIFF	TIME OF DAY				
1 -		98.5	18.516	123.5	27.320	81.4	24.643	115.7	1:48.842	80.48	9.066	14:02:17.528
2 -	31.766	97.5	18.599	119.8	26.824	81.4	24.522	114.1	1:41.711	86.12	1.935	14:03:59.239
3 -	31.507	97.9	18.520	118.7	26.915	81.8	24.285	114.5	1:41.227	86.53	1.451	14:05:40.466
4 -	31.338	98.3	18.438	118.1	27.069	81.3	24.164	116.7	1:41.009	86.72	1.233	14:07:21.475
5 -	31.537	98.9	18.329	122.6	27.200	79.3	24.337	115.3	1:41.403	86.38	1.627	14:09:02.878
6 -	31.807	99.4	18.258	121.3	26.757	82.9	24.028	116.7	1:40.850	86.86	1.074	14:10:43.728
7 -	31.581	97.2	18.241	123.1	26.678	88.0	24.189	116.9	1:40.689	86.99	0.913	14:12:24.417
8 -	31.241	98.1	18.175	123.3	26.783	81.3	24.093	118.9	1:40.292	87.34	0.516	14:14:04.709
9 -	31.360	97.8	18.154	124.2	26.462	87.2	24.027	118.3	1:40.003 (3)	87.59	0.227	14:15:44.712
10 -	31.262	99.2	18.396	120.4	26.653	88.0	23.983	118.5	1:40.294	87.34	0.518	14:17:25.006
11 -	31.500	97.8	18.517	119.4	26.656	83.5	24.426	117.7	1:41.099	86.64	1.323	14:19:06.105
12 -	31.406	99.7	18.157	122.2	26.281	87.8	23.932	117.3	1:39.776 (1)	87.79		14:20:45.881
13 -	31.271	98.9	18.076	122.4	26.728	89.0	24.292	118.9	1:40.367	87.27	0.591	14:22:26.248
14 -	31.050	97.8	18.399	118.9	26.334	89.2	24.128	115.3	1:39.911 (2)	87.67	0.135	14:24:06.159

P5		37		Corey TINKER				Honda - Stauff Fluid Power Academy				
IDEAL LAP TIME : 1:39.183		BEST LAP TIME : 1:39.761				DIFFERENCE : 0.578						
LAP	SECTOR 1	SECTOR 2	SECTOR 3	SECTOR 4	LAP TIME	MPH	DIFF	TIME OF DAY				
1 -		97.5	18.482	122.6	27.407	83.1	24.713	118.7	1:49.247	80.18	9.486	14:02:17.933
2 -	31.741	98.5	18.352	121.5	26.863	81.0	24.311	114.9	1:41.267	86.50	1.506	14:03:59.200
3 -	31.799	98.9	18.282	118.3	26.983	79.5	24.235	114.7	1:41.299	86.47	1.538	14:05:40.499
4 -	31.498	100.0	18.240	118.7	26.933	82.3	24.344	113.7	1:41.015	86.71	1.254	14:07:21.514
5 -	31.380	98.6	18.387	118.7	27.221	83.4	24.293	115.5	1:41.281	86.49	1.520	14:09:02.795
6 -	31.553	98.6	18.421	118.1	26.748	83.9	24.239	113.3	1:40.961	86.76	1.200	14:10:43.756
7 -	31.522	98.8	18.076	122.4	26.803	86.1	24.149	117.3	1:40.550	87.11	0.789	14:12:24.306
8 -	31.246	98.9	18.179	122.0	26.740	83.5	24.214	118.9	1:40.379	87.26	0.618	14:14:04.685
9 -	31.262	100.0	18.168	121.3	26.758	85.8	23.994	118.1	1:40.182	87.43	0.421	14:15:44.867
10 -	31.141	99.8	18.409	119.1	26.325	87.7	23.886	117.5	1:39.761 (1)	87.80		14:17:24.628
11 -	31.777	97.6	18.393	118.7	26.544	85.5	24.381	114.3	1:41.095	86.64	1.334	14:19:05.723
12 -	31.853	98.1	18.242	121.7	26.397	86.0	23.879	117.5	1:40.371	87.27	0.610	14:20:46.094
13 -	31.182	98.3	18.175	121.7	26.684	81.7	24.131	118.7	1:40.172 (3)	87.44	0.411	14:22:26.266
14 -	31.278	95.1	18.594	119.1	26.087	86.0	23.972	115.7	1:39.931 (2)	87.65	0.170	14:24:06.197

P6		7		Jamie LYONS				Honda - Jamie Lyons Racing				
IDEAL LAP TIME : 1:40.615		BEST LAP TIME : 1:40.852				DIFFERENCE : 0.237						
LAP	SECTOR 1	SECTOR 2	SECTOR 3	SECTOR 4	LAP TIME	MPH	DIFF	TIME OF DAY				
1 -		98.1	18.607	123.1	27.275	79.7	24.749	119.4	1:49.436	80.04	8.584	14:02:18.122
2 -	31.953	99.5	18.447	122.2	26.624	80.9	24.468	117.5	1:41.492	86.31	0.640	14:03:59.614
3 -	31.988	99.2	18.561	120.6	26.636	81.7	24.152	116.7	1:41.337	86.44	0.485	14:05:40.951
4 -	31.920	99.5	18.508	120.6	26.635	84.4	24.141	117.5	1:41.204	86.55	0.352	14:07:22.155
5 -	32.050	99.1	18.483	121.5	26.523	78.8	24.188	118.3	1:41.244	86.52	0.392	14:09:03.399
6 -	32.082	99.4	18.615	120.0	26.413	80.2	24.184	116.7	1:41.294	86.47	0.442	14:10:44.693
7 -	31.717	99.1	18.452	119.8	26.448	82.2	24.235	116.9	1:40.852 (1)	86.85		14:12:25.545
8 -	31.787	98.8	18.501	119.6	26.514	82.7	24.327	116.1	1:41.129 (3)	86.62	0.277	14:14:06.674
9 -	31.853	98.6	18.568	118.9	26.462	82.9	24.262	115.9	1:41.145	86.60	0.293	14:15:47.819
10 -	31.672	98.6	18.626	119.1	26.355	83.3	24.357	115.5	1:41.010 (2)	86.72	0.158	14:17:28.829
11 -	32.009	97.6	18.583	118.7	26.413	84.7	24.344	115.5	1:41.349	86.43	0.497	14:19:10.178
12 -	31.709	97.9	19.042	118.9	26.417	84.5	24.411	115.5	1:41.579	86.23	0.727	14:20:51.757
13 -	31.866	97.9	18.625	119.1	26.461	76.8	24.551	115.7	1:41.503	86.30	0.651	14:22:33.260
14 -	31.821	98.2	18.824	118.5	26.630	82.8	24.546	114.3	1:41.821	86.03	0.969	14:24:15.081

Weather / Track : Cloudy / Dry

Brands Hatch GP
Circuit Length = 2.4332 miles
Start: 14:00 Flag 14:23 End: 14:25

MCRCB BULLETIN TK171

2020 Bennetts British Superbike Championship - Round 6

2020 Honda British Talent Cup

RACE 2 - SECTOR ANALYSIS



SECTOR 1 = FL to I1, SECTOR 2 = I1 to I2 SECTOR 3 = I2 to I3, SECTOR 4 = I3 to FL, DIFF = Difference To Personal Best Lap, P = Crossed Finish Line in Pit Lane, D = Time Disallowed

P7 11		Rossi DOBSON				Honda - Rossi Dobson						
IDEAL LAP TIME : 1:41.024		BEST LAP TIME : 1:41.106				DIFFERENCE : 0.082						
LAP	SECTOR 1	SECTOR 2	SECTOR 3	SECTOR 4	LAP TIME	MPH	DIFF	TIME OF DAY				
1 -		96.4	18.529	121.3	27.792	81.2	24.688	117.1	1:49.185	80.22	8.079	14:02:17.871
2 -	32.378	97.8	18.402	121.3	27.062	83.9	24.585	117.3	1:42.427	85.52	1.321	14:04:00.298
3 -	32.097	99.2	18.392	120.9	26.963	81.5	24.812	117.7	1:42.264	85.65	1.158	14:05:42.562
4 -	31.977	98.1	18.441	120.0	26.992	82.4	24.524	116.5	1:41.934	85.93	0.828	14:07:24.496
5 -	32.001	99.4	18.437	118.7	27.181	81.5	24.577	115.7	1:42.196	85.71	1.090	14:09:06.692
6 -	32.160	98.5	18.530	118.5	26.905	82.2	24.383	115.7	1:41.978	85.89	0.872	14:10:48.670
7 -	32.006	98.3	18.447	118.5	26.961	83.2	24.352	116.1	1:41.766	86.07	0.660	14:12:30.436
8 -	31.873	98.9	18.415	118.3	26.827	81.8	24.410	115.7	1:41.525	86.28	0.419	14:14:11.961
9 -	31.829	99.7	18.367	118.7	27.043	83.9	24.251	115.5	1:41.490	(3)	0.384	14:15:53.451
10 -	31.780	98.5	18.379	118.9	26.657	82.7	24.290	115.7	1:41.106	(1)	86.64	14:17:34.557
11 -	31.904	99.2	18.336	119.4	26.811	81.8	24.479	115.1	1:41.530	86.27	0.424	14:19:16.087
12 -	31.817	99.2	18.337	119.4	26.782	85.9	24.298	116.3	1:41.234	(2)	0.128	14:20:57.321
13 -	31.967	98.1	18.526	118.7	27.056	83.3	24.526	115.7	1:42.075	85.81	0.969	14:22:39.396
14 -	32.159	97.2	19.029	118.9	27.733	79.5	25.067	115.9	1:43.988	84.23	2.882	14:24:23.384

P8 4		Sullivan MOUNSEY				Honda - Lloyd & Jones PR Racing						
IDEAL LAP TIME : 1:41.017		BEST LAP TIME : 1:41.363				DIFFERENCE : 0.346						
LAP	SECTOR 1	SECTOR 2	SECTOR 3	SECTOR 4	LAP TIME	MPH	DIFF	TIME OF DAY				
1 -		96.6	18.581	120.4	27.745	75.1	24.830	119.6	1:50.443	79.31	9.080	14:02:19.129
2 -	32.709	96.6	18.397	120.2	27.503	72.2	24.431	119.8	1:43.040	85.01	1.677	14:04:02.169
3 -	32.349	97.8	18.540	120.0	27.329	76.5	24.486	118.3	1:42.704	85.29	1.341	14:05:44.873
4 -	31.924	96.0	18.689	119.6	27.304	79.1	24.287	117.9	1:42.204	85.70	0.841	14:07:27.077
5 -	32.047	97.3	18.512	119.6	27.110	77.4	24.205	118.7	1:41.874	85.98	0.511	14:09:08.951
6 -	31.966	95.4	18.574	119.6	27.076	78.2	24.191	117.5	1:41.807	86.04	0.444	14:10:50.758
7 -	31.894	99.5	18.502	119.1	27.036	78.3	24.354	118.1	1:41.786	(2)	0.423	14:12:32.544
8 -	31.889	99.2	18.401	118.9	27.280	74.8	24.414	117.9	1:41.984	85.89	0.621	14:14:14.528
9 -	31.741	99.8	18.401	119.1	27.290	76.6	24.355	117.5	1:41.787	(3)	0.424	14:15:56.315
10 -	31.976	97.8	18.570	119.6	27.141	72.7	24.368	117.7	1:42.055	85.83	0.692	14:17:38.370
11 -	31.911	97.8	18.481	119.6	27.143	76.6	24.255	117.5	1:41.790	86.05	0.427	14:19:20.160
12 -	31.726	97.1	18.482	119.6	26.889	78.3	24.266	118.3	1:41.363	(1)	86.42	14:21:01.523
13 -	31.585	97.2	18.352	120.0	27.672	78.4	24.397	117.7	1:42.006	85.87	0.643	14:22:43.529
14 -	32.220	97.1	18.408	119.8	27.011	78.3	24.209	118.5	1:41.848	86.00	0.485	14:24:25.377

P9 74		James COOK				Honda - Wilson Racing						
IDEAL LAP TIME : 1:40.739		BEST LAP TIME : 1:41.204				DIFFERENCE : 0.465						
LAP	SECTOR 1	SECTOR 2	SECTOR 3	SECTOR 4	LAP TIME	MPH	DIFF	TIME OF DAY				
1 -		95.5	18.759	121.1	27.507	75.9	24.582	120.6	1:50.554	79.23	9.350	14:02:19.240
2 -	33.120	96.0	18.535	122.4	27.408	77.8	24.210	118.1	1:43.273	84.82	2.069	14:04:02.513
3 -	32.525	95.7	18.377	121.3	27.583	78.9	24.709	118.7	1:43.194	84.88	1.990	14:05:45.707
4 -	32.128	95.3	18.352	120.9	27.368	77.5	24.276	119.4	1:42.124	85.77	0.920	14:07:27.831
5 -	32.099	96.6	18.357	120.2	27.102	75.4	24.610	118.7	1:42.168	85.73	0.964	14:09:09.999
6 -	32.205	98.2	18.536	120.6	27.546	77.7	24.125	120.4	1:42.412	85.53	1.208	14:10:52.411
7 -	32.103	97.2	18.408	121.5	27.235	81.9	24.458	116.9	1:42.204	85.70	1.000	14:12:34.615
8 -	31.577	98.8	18.324	120.4	26.971	78.2	24.332	118.3	1:41.204	(1)	86.55	14:14:15.819
9 -	31.859	99.4	18.176	120.9	26.997	79.4	24.294	118.3	1:41.326	(3)	0.122	14:15:57.145
10 -	31.699	98.8	18.470	120.4	27.036	80.0	24.475	116.5	1:41.680	86.15	0.476	14:17:38.825
11 -	31.586	98.6	18.429	121.5	27.195	77.3	24.352	117.3	1:41.562	86.25	0.358	14:19:20.387
12 -	31.600	98.5	18.563	122.4	26.861	78.5	24.236	119.1	1:41.260	(2)	0.056	14:21:01.647
13 -	31.642	96.4	18.224	121.1	27.839	79.7	24.280	120.6	1:41.985	85.89	0.781	14:22:43.632
14 -	32.327	98.1	18.412	121.5	26.931	78.1	24.193	120.0	1:41.863	85.99	0.659	14:24:25.495

Weather / Track : Cloudy / Dry

Brands Hatch GP
Circuit Length = 2.4332 miles
Start: 14:00 Flag 14:23 End: 14:25

MCRCB BULLETIN TK171

2020 Bennetts British Superbike Championship - Round 6

2020 Honda British Talent Cup

RACE 2 - SECTOR ANALYSIS



SECTOR 1 = FL to I1, SECTOR 2 = I1 to I2 SECTOR 3 = I2 to I3, SECTOR 4 = I3 to FL, DIFF = Difference To Personal Best Lap, P = Crossed Finish Line in Pit Lane, D = Time Disallowed

P10 99		Bailey STUART-CAMPBELL				Honda - 151s S-C Racing						
IDEAL LAP TIME : 1:40.634		BEST LAP TIME : 1:40.912				DIFFERENCE : 0.278						
LAP	SECTOR 1	SECTOR 2		SECTOR 3		SECTOR 4		LAP TIME	MPH	DIFF	TIME OF DAY	
1 -		94.5	19.063	120.2	28.189	80.3	24.828	123.1	1:52.948	77.55	12.036	14:02:21.634
2 -	33.108	95.0	18.802	124.0	27.193	80.8	24.658	118.5	1:43.761	84.42	2.849	14:04:05.395
3 -	32.359	98.2	18.592	123.1	26.958	81.8	24.562	119.8	1:42.471	85.48	1.559	14:05:47.866
4 -	31.991	97.1	18.429	124.7	27.361	79.3	24.413	121.3	1:42.194	85.71	1.282	14:07:30.060
5 -	31.784	97.8	18.358	122.9	27.012	84.6	24.473	118.7	1:41.627	86.19	0.715	14:09:11.687
6 -	31.818	97.3	18.471	123.1	26.997	82.6	24.628	117.7	1:41.914	85.95	1.002	14:10:53.601
7 -	31.925	98.9	18.384	123.5	26.865	82.1	24.400	120.0	1:41.574	86.24	0.662	14:12:35.175
8 -	31.826	97.3	18.409	124.2	26.752	81.9	24.458	120.2	1:41.445	86.35	0.533	14:14:16.620
9 -	31.718	100.9	18.354	123.1	26.787	84.3	24.328	118.9	1:41.187 (2)	86.57	0.275	14:15:57.807
10 -	31.602	100.4	18.274	124.5	27.002	78.6	24.438	119.6	1:41.316 (3)	86.46	0.404	14:17:39.123
11 -	31.935	97.5	18.242	126.1	27.138	79.6	24.380	119.8	1:41.695	86.13	0.783	14:19:20.818
12 -	31.645	101.2	18.167	124.5	26.926	83.3	24.174	121.5	1:40.912 (1)	86.80		14:21:01.730
13 -	31.700	97.8	18.106	124.5	27.390	83.9	24.650	119.1	1:41.846	86.01	0.934	14:22:43.576
14 -	32.228	94.6	18.672	124.0	26.946	80.4	24.174	122.0	1:42.020	85.86	1.108	14:24:25.596

P11 46		Elliott DUFTON				Honda - D&D Racing						
IDEAL LAP TIME : 1:40.637		BEST LAP TIME : 1:40.873				DIFFERENCE : 0.236						
LAP	SECTOR 1	SECTOR 2		SECTOR 3		SECTOR 4		LAP TIME	MPH	DIFF	TIME OF DAY	
1 -		94.9	19.079	122.6	27.609	76.5	25.177	117.9	1:51.923	78.26	11.050	14:02:20.609
2 -	32.565	96.1	18.633	122.0	27.270	74.4	24.741	118.7	1:43.209	84.87	2.336	14:04:03.818
3 -	32.422	97.2	18.693	121.3	27.464	75.3	24.862	117.5	1:43.441	84.68	2.568	14:05:47.259
4 -	32.206	97.9	18.731	119.8	27.177	77.6	24.664	117.1	1:42.778	85.23	1.905	14:07:30.037
5 -	32.081	99.1	18.623	119.8	27.089	80.9	24.430	118.1	1:42.223	85.69	1.350	14:09:12.260
6 -	31.994	99.4	18.560	120.0	27.109	76.8	24.739	116.9	1:42.402	85.54	1.529	14:10:54.662
7 -	31.725	99.1	18.518	122.0	27.173	77.5	24.469	117.9	1:41.885	85.97	1.012	14:12:36.547
8 -	31.611	98.6	18.536	120.0	26.774	77.8	24.519	117.3	1:41.440	86.35	0.567	14:14:17.987
9 -	31.708	96.4	18.656	121.3	26.801	75.7	24.236	119.8	1:41.401	86.38	0.528	14:15:59.388
10 -	31.865	100.0	18.378	120.4	26.785	80.2	24.238	118.5	1:41.266 (3)	86.50	0.393	14:17:40.654
11 -	31.485	100.1	18.345	121.5	26.781	77.8	24.262	119.6	1:40.873 (1)	86.84		14:19:21.527
12 -	31.424	99.1	18.349	122.4	27.041	78.8	24.689	118.3	1:41.503	86.30	0.630	14:21:03.030
13 -	31.475	99.8	18.278	120.0	26.953	78.6	24.498	119.1	1:41.204 (2)	86.55	0.331	14:22:44.234
14 -	31.946	98.3	18.584	122.6	26.827	82.5	24.161	120.4	1:41.518	86.28	0.645	14:24:25.752

P12 15		Harrison CROSBY				Honda - Banks Racing						
IDEAL LAP TIME : 1:40.516		BEST LAP TIME : 1:41.073				DIFFERENCE : 0.557						
LAP	SECTOR 1	SECTOR 2		SECTOR 3		SECTOR 4		LAP TIME	MPH	DIFF	TIME OF DAY	
1 -		97.2	18.942	122.0	27.984	74.2	24.808	118.5	1:51.544	78.53	10.471	14:02:20.230
2 -	32.563	96.9	18.568	122.6	27.606	74.9	24.687	118.7	1:43.424	84.69	2.351	14:04:03.654
3 -	32.587	96.0	18.571	122.6	27.444	80.1	24.622	117.5	1:43.224	84.86	2.151	14:05:46.878
4 -	32.286	97.8	18.586	121.7	27.158	79.6	24.495	117.9	1:42.525	85.44	1.452	14:07:29.403
5 -	32.318	97.5	18.507	120.6	27.266	77.9	24.493	117.7	1:42.584	85.39	1.511	14:09:11.987
6 -	31.870	96.2	18.470	123.3	26.959	76.9	24.488	117.5	1:41.787	86.06	0.714	14:10:53.774
7 -	32.130	96.5	18.554	122.6	26.883	77.0	24.345	119.4	1:41.912	85.95	0.839	14:12:35.686
8 -	31.892	97.6	18.376	124.0	26.832	78.0	24.322	119.1	1:41.422	86.37	0.349	14:14:17.108
9 -	32.071	97.8	18.721	122.9	27.046	76.4	24.214	120.6	1:42.052	85.83	0.979	14:15:59.160
10 -	31.815	99.4	18.294	123.3	26.721	81.7	24.288	118.3	1:41.118 (3)	86.62	0.045	14:17:40.278
11 -	31.582	98.2	18.371	122.6	26.908	78.8	24.230	119.1	1:41.091 (2)	86.65	0.018	14:19:21.369
12 -	31.714	96.1	18.221	125.4	26.859	80.6	24.279	118.7	1:41.073 (1)	86.66		14:21:02.442
13 -	31.360	99.8	18.268	122.9	27.403	78.3	24.382	119.1	1:41.413	86.37	0.340	14:22:43.855
14 -	32.204	98.9	18.612	124.0	27.013	81.7	24.275	118.7	1:42.104	85.79	1.031	14:24:25.959

Weather / Track : Cloudy / Dry

Brands Hatch GP
Circuit Length = 2.4332 miles
Start: 14:00 Flag 14:23 End: 14:25

MCRCB BULLETIN TK171

2020 Bennetts British Superbike Championship - Round 6

2020 Honda British Talent Cup

RACE 2 - SECTOR ANALYSIS



SECTOR 1 = FL to I1, SECTOR 2 = I1 to I2 SECTOR 3 = I2 to I3, SECTOR 4 = I3 to FL, DIFF = Difference To Personal Best Lap, P = Crossed Finish Line in Pit Lane, D = Time Disallowed

P13 48		Ollie WALKER				Honda - Moto Rapido / SP125 Racing						
IDEAL LAP TIME : 1:40.325		BEST LAP TIME : 1:40.598				DIFFERENCE : 0.273						
LAP	SECTOR 1	SECTOR 2	SECTOR 3	SECTOR 4	LAP TIME	MPH	DIFF	TIME OF DAY				
1 -		95.0	18.738	122.2	28.068	73.9	24.691	120.9	1:53.660	77.06	13.062	14:02:22.346
2 -	32.889	92.1	18.690	117.1	27.929	74.7	24.421	120.9	1:43.929	84.28	3.331	14:04:06.275
3 -	32.303	95.7	18.415	122.9	27.320	75.2	24.345	120.2	1:42.383	85.55	1.785	14:05:48.658
4 -	32.386	97.2	18.285	122.4	27.126	76.9	24.259	122.0	1:42.056	85.83	1.458	14:07:30.714
5 -	32.065	97.6	18.454	122.6	27.181	76.2	24.297	121.5	1:41.997	85.88	1.399	14:09:12.711
6 -	32.152	98.6	18.253	119.6	27.053	76.9	24.524	117.3	1:41.982	85.89	1.384	14:10:54.693
7 -	31.827	95.0	18.410	122.2	26.847	80.3	24.141	121.5	1:41.225 (2)	86.53	0.627	14:12:35.918
8 -	31.966	96.6	18.120	120.9	26.980	77.4	24.183	120.6	1:41.249 (3)	86.51	0.651	14:14:17.167
9 -	32.137	96.2	18.603	118.9	26.865	78.4	24.210	118.3	1:41.815	86.03	1.217	14:15:58.982
10 -	31.727	98.9	18.212	123.1	26.612	81.9	24.047	119.1	1:40.598 (1)	87.07		14:17:39.580
11 -	31.692	99.8	18.216	122.9	27.265	76.4	24.180	121.3	1:41.353	86.42	0.755	14:19:20.933
12 -	31.748	99.1	18.185	121.5	27.316	78.2	24.309	120.2	1:41.558	86.25	0.960	14:21:02.491
13 -	31.668	99.2	17.998	124.2	27.551	79.9	24.223	120.6	1:41.440	86.35	0.842	14:22:43.931
14 -	32.366	94.7	18.515	123.1	27.083	79.5	24.131	119.4	1:42.095	85.80	1.497	14:24:26.026

P14 75		Jonathan GARNESSE				Honda - Microlise Cresswell Racing						
IDEAL LAP TIME : 1:40.859		BEST LAP TIME : 1:41.173				DIFFERENCE : 0.314						
LAP	SECTOR 1	SECTOR 2	SECTOR 3	SECTOR 4	LAP TIME	MPH	DIFF	TIME OF DAY				
1 -		96.8	18.575	127.5	27.706	79.1	24.958	121.1	1:50.346	79.38	9.173	14:02:19.032
2 -	32.674	94.2	18.385	125.6	27.440	79.9	24.530	121.5	1:43.029	85.02	1.856	14:04:02.061
3 -	32.718	96.6	18.392	126.1	27.729	80.6	24.515	121.1	1:43.354	84.75	2.181	14:05:45.415
4 -	32.098	99.7	18.247	127.3	27.553	81.6	24.315	121.5	1:42.213	85.70	1.040	14:07:27.628
5 -	32.035	101.5	18.069	126.6	27.433	78.9	24.465	120.6	1:42.002	85.87	0.829	14:09:09.630
6 -	32.666	91.4	18.314	126.3	27.385	83.5	24.259	120.6	1:42.624	85.35	1.451	14:10:52.254
7 -	32.099	97.3	18.254	125.9	27.029	82.0	24.240	120.9	1:41.622	86.20	0.449	14:12:33.876
8 -	32.113	99.1	18.202	125.4	27.136	80.8	24.289	120.9	1:41.740	86.10	0.567	14:14:15.616
9 -	31.823	101.0	18.078	125.2	27.239	80.4	24.033	122.0	1:41.173 (1)	86.58		14:15:56.789
10 -	31.839	98.1	18.276	126.8	27.389	77.9	24.609	118.9	1:42.113	85.78	0.940	14:17:38.902
11 -	32.024	101.0	18.162	126.3	27.237	82.4	24.171	122.6	1:41.594 (3)	86.22	0.421	14:19:20.496
12 -	31.733	97.9	18.206	125.9	27.482	83.4	24.069	123.5	1:41.490 (2)	86.31	0.317	14:21:01.986
13 -	32.972	100.0	18.064	125.6	27.440	77.6	24.072	122.4	1:42.548	85.42	1.375	14:22:44.534
14 -	32.024	92.9	18.274	125.6	27.271	83.4	24.081	124.7	1:41.650	86.17	0.477	14:24:26.184

P15 43		Ryan HITCHCOCK				Honda - Wilson Racing						
IDEAL LAP TIME : 1:40.659		BEST LAP TIME : 1:41.049				DIFFERENCE : 0.390						
LAP	SECTOR 1	SECTOR 2	SECTOR 3	SECTOR 4	LAP TIME	MPH	DIFF	TIME OF DAY				
1 -		91.1	19.450	121.1	28.099	76.4	24.810	120.4	1:53.460	77.20	12.411	14:02:22.146
2 -	32.840	93.5	18.852	118.3	27.482	76.5	24.452	122.0	1:43.626	84.53	2.577	14:04:05.772
3 -	32.572	94.2	18.471	119.4	27.200	74.8	24.341	121.1	1:42.584	85.39	1.535	14:05:48.356
4 -	32.270	94.7	18.423	120.4	26.991	76.7	24.524	119.1	1:42.208	85.70	1.159	14:07:30.564
5 -	32.114	96.9	18.416	118.5	27.105	75.6	24.355	120.0	1:41.990	85.88	0.941	14:09:12.554
6 -	31.844	97.2	18.413	119.4	26.931	79.7	24.245	119.8	1:41.433	86.36	0.384	14:10:53.987
7 -	32.050	97.5	18.400	120.2	26.639	79.1	24.197	119.8	1:41.286	86.48	0.237	14:12:35.273
8 -	32.097	94.6	18.259	121.3	26.737	80.0	24.425	120.4	1:41.518	86.28	0.469	14:14:16.791
9 -	32.330	96.4	18.621	118.5	26.768	80.7	24.577	117.9	1:42.296	85.63	1.247	14:15:59.087
10 -	32.414	97.2	18.434	118.9	26.811	80.3	24.136	118.9	1:41.795	86.05	0.746	14:17:40.882
11 -	31.674	97.8	18.421	118.9	26.746	79.1	24.208	118.9	1:41.049 (1)	86.68		14:19:21.931
12 -	31.725	96.9	18.374	119.1	26.676	81.4	24.447	118.7	1:41.222 (3)	86.54	0.173	14:21:03.153
13 -	31.625	98.6	18.308	118.7	27.609	75.0	24.714	120.4	1:42.256	85.66	1.207	14:22:45.409
14 -	31.720	96.0	18.485	117.9	26.721	80.9	24.191	116.7	1:41.117 (2)	86.63	0.068	14:24:26.526

Weather / Track : Cloudy / Dry

Brands Hatch GP
Circuit Length = 2.4332 miles
Start: 14:00 Flag 14:23 End: 14:25

MCRCB BULLETIN TK171

2020 Bennetts British Superbike Championship - Round 6

2020 Honda British Talent Cup

RACE 2 - SECTOR ANALYSIS



SECTOR 1 = FL to I1, SECTOR 2 = I1 to I2 SECTOR 3 = I2 to I3, SECTOR 4 = I3 to FL, DIFF = Difference To Personal Best Lap, P = Crossed Finish Line in Pit Lane, D = Time Disallowed

P16 5		Mason Cade JOHNSON						Honda - Johnson Racing				
IDEAL LAP TIME : 1:41.202		BEST LAP TIME : 1:41.561						DIFFERENCE : 0.359				
LAP	SECTOR 1	SECTOR 2		SECTOR 3		SECTOR 4		LAP TIME	MPH	DIFF	TIME OF DAY	
1 -		96.0	19.163	118.3	28.011	80.3	24.982	117.5	1:52.889	77.59	11.328	14:02:21.575
2 -	33.049	94.7	19.004	119.6	27.340	78.1	24.718	118.1	1:44.111	84.13	2.550	14:04:05.686
3 -	32.428	95.7	18.575	118.9	27.142	76.6	24.390	117.7	1:42.535	85.43	0.974	14:05:48.221
4 -	32.148	98.9	18.408	118.3	27.002	78.9	24.649	118.1	1:42.207	85.70	0.646	14:07:30.428
5 -	32.066	98.5	18.335	118.7	27.096	78.7	24.570	117.9	1:42.067	85.82	0.506	14:09:12.495
6 -	32.161	96.8	18.447	118.7	27.639	74.4	24.510	116.5	1:42.757	85.24	1.196	14:10:55.252
7 -	32.434	96.0	18.494	118.5	26.942	78.3	24.349	116.9	1:42.219	85.69	0.658	14:12:37.471
8 -	32.328	94.1	18.594	118.9	26.943	81.4	24.432	115.7	1:42.297	85.63	0.736	14:14:19.768
9 -	32.104	95.4	18.439	119.4	27.040	80.8	24.417	114.7	1:42.000 (2)	85.88	0.439	14:16:01.768
10 -	32.292	96.1	18.543	118.5	27.060	78.5	24.122	118.5	1:42.017 (3)	85.86	0.456	14:17:43.785
11 -	32.266	98.1	18.436	118.5	26.944	82.1	24.962	115.7	1:42.608	85.37	1.047	14:19:26.393
12 -	32.574	96.1	18.523	118.9	27.122	80.0	24.078	117.5	1:42.297	85.63	0.736	14:21:08.690
13 -	31.864	97.3	18.388	117.3	26.925	83.1	24.384	115.3	1:41.561 (1)	86.25		14:22:50.251
14 -	32.094	96.1	19.213	117.9	27.080	83.9	24.319	115.9	1:42.706	85.29	1.145	14:24:32.957

P17 29		Lucas BROWN						Honda - Amphibian Scaffolding / SP125 Racing				
IDEAL LAP TIME : 1:40.980		BEST LAP TIME : 1:41.610						DIFFERENCE : 0.630				
LAP	SECTOR 1	SECTOR 2		SECTOR 3		SECTOR 4		LAP TIME	MPH	DIFF	TIME OF DAY	
1 -		91.3	18.726	117.9	28.479	81.0	24.705	116.7	1:55.032	76.15	13.422	14:02:23.718
2 -	32.494	89.3	18.677	119.8	27.529	74.8	24.879	117.9	1:43.579	84.57	1.969	14:04:07.297
3 -	32.022	96.0	18.593	121.1	27.141	76.9	24.160	118.1	1:41.916	85.95	0.306	14:05:49.213
4 -	32.076	92.8	18.497	120.2	26.999	78.3	24.038	121.3	1:41.610 (1)	86.21		14:07:30.823
5 -	32.319	93.2	18.210	122.4	27.332	73.9	24.224	120.2	1:42.085	85.80	0.475	14:09:12.908
6 -	32.065	98.2	18.476	120.4	27.110	76.2	24.280	117.3	1:41.931	85.93	0.321	14:10:54.839
7 -	32.898	88.8	18.753	119.1	27.126	77.8	24.165	117.9	1:42.942	85.09	1.332	14:12:37.781
8 -	32.312	94.3	18.616	119.1	27.003	78.1	24.306	117.9	1:42.237	85.68	0.627	14:14:20.018
9 -	32.088	94.2	18.495	120.2	26.999	77.2	24.204	117.7	1:41.786 (3)	86.06	0.176	14:16:01.804
10 -	32.066	92.8	18.564	120.0	26.878	78.6	24.377	116.7	1:41.885	85.97	0.275	14:17:43.689
11 -	32.269	94.3	18.575	121.3	27.186	79.8	24.461	115.9	1:42.491	85.46	0.881	14:19:26.180
12 -	32.204	92.8	18.741	118.7	27.220	79.9	24.274	115.3	1:42.439	85.51	0.829	14:21:08.619
13 -	32.189	93.5	18.453	120.0	26.980	78.3	24.083	117.9	1:41.705 (2)	86.12	0.095	14:22:50.324
14 -	31.854	94.3	19.481	110.7	27.307	79.5	24.500	116.3	1:43.142	84.92	1.532	14:24:33.466

P18 66		Annabel THOMAS						Honda - Microlise Cresswell Racing				
IDEAL LAP TIME : 1:41.012		BEST LAP TIME : 1:41.259						DIFFERENCE : 0.247				
LAP	SECTOR 1	SECTOR 2		SECTOR 3		SECTOR 4		LAP TIME	MPH	DIFF	TIME OF DAY	
1 -		95.4	18.884	122.2	27.328	78.9	24.751	117.9	1:51.997	78.21	10.738	14:02:20.683
2 -	32.418	96.9	18.599	122.0	26.933	83.9	24.653	118.1	1:42.603	85.37	1.344	14:04:03.286
3 -	32.268	97.1	18.374	122.2	27.239	81.7	24.674	118.9	1:42.555	85.41	1.296	14:05:45.841
4 -	32.470	96.4	18.496	121.1	26.862	78.3	24.585	118.5	1:42.413	85.53	1.154	14:07:28.254
5 -	32.015	97.9	18.653	120.2	26.774	79.2	24.383	117.9	1:41.825 (3)	86.02	0.566	14:09:10.079
6 -	32.091	96.8	18.419	119.8	26.996	84.9	24.532	116.1	1:42.038	85.84	0.779	14:10:52.117
7 -	32.168	96.1	18.424	119.4	27.122	82.1	24.890	116.9	1:42.604	85.37	1.345	14:12:34.721
8 -	32.079	96.9	18.305	120.4	26.483	81.7	24.833	115.5	1:41.700 (2)	86.13	0.441	14:14:16.421
9 -	32.950	92.1	19.251	120.9	27.042	77.1	24.945	116.3	1:44.188	84.07	2.929	14:16:00.609
10 -	32.467	96.2	18.644	119.8	26.656	85.5	24.760	116.3	1:42.527	85.43	1.268	14:17:43.136
11 -	32.280	96.9	18.780	118.7	27.071	85.2	25.029	116.5	1:43.160	84.91	1.901	14:19:26.296
12 -	32.984	91.5	18.746	120.6	26.849	78.3	24.757	115.9	1:43.336	84.77	2.077	14:21:09.632
13 -	31.953	96.5	18.454	120.4	26.581	81.7	24.271	118.3	1:41.259 (1)	86.50		14:22:50.891
14 -	32.060	96.8	18.630	117.3	27.174	83.8	24.776	115.3	1:42.640	85.34	1.381	14:24:33.531

Weather / Track : Cloudy / Dry

Brands Hatch GP
Circuit Length = 2.4332 miles
Start: 14:00 Flag 14:23 End: 14:25

MCRCB BULLETIN TK171

2020 Bennetts British Superbike Championship - Round 6

2020 Honda British Talent Cup

RACE 2 - SECTOR ANALYSIS



SECTOR 1 = FL to I1, SECTOR 2 = I1 to I2 SECTOR 3 = I2 to I3, SECTOR 4 = I3 to FL, DIFF = Difference To Personal Best Lap, P = Crossed Finish Line in Pit Lane, D = Time Disallowed

P19 57		Josh HIATT				Honda - Wilson Racing						
IDEAL LAP TIME : 1:43.170		BEST LAP TIME : 1:43.521				DIFFERENCE : 0.351						
LAP	SECTOR 1	SECTOR 2		SECTOR 3		SECTOR 4		LAP TIME	MPH	DIFF	TIME OF DAY	
1 -		94.7	19.200	120.2	27.915	79.4	24.984	116.1	1:52.731	77.70	9.210	14:02:21.417
2 -	33.179	95.5	19.168	118.5	27.839	78.3	24.715	116.1	1:44.901	83.50	1.380	14:04:06.318
3 -	32.741	96.5	18.854	119.4	27.426	80.0	24.622	115.7	1:43.643 (2)	84.51	0.122	14:05:49.961
4 -	32.943	96.4	18.891	118.3	27.435	83.1	24.765	114.1	1:44.034	84.20	0.513	14:07:33.995
5 -	32.884	95.7	19.020	116.7	27.415	82.3	24.907	113.5	1:44.226	84.04	0.705	14:09:18.221
6 -	32.648	96.2	18.886	116.3	27.417	82.1	24.893	112.4	1:43.844	84.35	0.323	14:11:02.065
7 -	32.603	95.4	18.977	116.3	27.450	82.0	24.783	112.9	1:43.813	84.38	0.292	14:12:45.878
8 -	32.452	95.8	18.916	115.3	27.384	82.7	24.769	112.9	1:43.521 (1)	84.61		14:14:29.399
9 -	32.792	95.4	19.085	115.9	27.443	81.8	24.853	112.5	1:44.173	84.08	0.652	14:16:13.572
10 -	32.625	96.0	18.889	115.9	27.352	82.6	24.861	112.2	1:43.727	84.45	0.206	14:17:57.299
11 -	32.566	96.2	18.883	116.3	27.417	81.6	25.005	112.7	1:43.871	84.33	0.350	14:19:41.170
12 -	32.734	95.4	18.986	116.1	27.242	84.0	24.714	112.5	1:43.676 (3)	84.49	0.155	14:21:24.846
13 -	32.727	95.7	18.864	114.1	27.347	82.9	24.778	112.7	1:43.716	84.45	0.195	14:23:08.562
14 -	32.543	93.0	19.209	115.7	27.244	83.7	24.695	113.5	1:43.691	84.48	0.170	14:24:52.253

P20 65		Alexander ROWAN				Honda - Alexander Rowan Racing						
IDEAL LAP TIME : 1:44.723		BEST LAP TIME : 1:44.829				DIFFERENCE : 0.106						
LAP	SECTOR 1	SECTOR 2		SECTOR 3		SECTOR 4		LAP TIME	MPH	DIFF	TIME OF DAY	
1 -		89.4	19.275	122.0	28.986	72.9	25.862	116.9	1:56.196	75.38	11.367	14:02:24.882
2 -	34.795	93.3	19.111	123.5	28.941	77.5	25.761	118.3	1:48.608	80.65	3.779	14:04:13.490
3 -	34.880	94.3	19.000	122.9	29.116	72.2	25.683	117.3	1:48.679	80.60	3.850	14:06:02.169
4 -	34.128	92.6	19.085	120.6	29.018	77.0	25.409	117.7	1:47.640	81.38	2.811	14:07:49.809
5 -	34.880	94.9	18.966	120.9	28.856	74.7	25.573	117.1	1:48.275	80.90	3.446	14:09:38.084
6 -	33.546	93.4	19.035	121.3	28.548	76.1	25.384	116.3	1:46.513	82.24	1.684	14:11:24.597
7 -	33.363	93.2	18.972	121.5	28.526	79.0	25.281	116.9	1:46.142	82.52	1.313	14:13:10.739
8 -	34.023	92.1	18.897	118.3	28.831	78.1	25.231	117.7	1:46.982	81.88	2.153	14:14:57.721
9 -	33.257	95.3	18.671	123.3	28.245	79.6	24.909	117.7	1:45.082 (3)	83.36	0.253	14:16:42.803
10 -	33.123	94.9	18.981	120.4	28.406	80.7	25.180	116.9	1:45.690	82.88	0.861	14:18:28.493
11 -	33.093	95.0	18.811	121.7	28.183	79.7	24.974	117.5	1:45.061 (2)	83.37	0.232	14:20:13.554
12 -	33.063	93.7	18.719	122.9	28.080	78.1	24.967	118.5	1:44.829 (1)	83.56		14:21:58.383
13 -	33.318	94.7	18.846	122.0	28.359	81.8	24.928	117.7	1:45.451	83.07	0.622	14:23:43.834

P21 69		Gary SCOTT				Honda - Scott Racing						
IDEAL LAP TIME : 1:44.637		BEST LAP TIME : 1:44.829				DIFFERENCE : 0.192						
LAP	SECTOR 1	SECTOR 2		SECTOR 3		SECTOR 4		LAP TIME	MPH	DIFF	TIME OF DAY	
1 -		92.5	19.184	120.0	29.395	77.4	25.812	114.5	1:57.678	74.43	12.849	14:02:26.364
2 -	34.011	98.5	19.114	118.5	29.071	77.2	25.749	114.9	1:47.945	81.15	3.116	14:04:14.309
3 -	34.251	97.6	19.304	118.9	29.105	75.7	25.702	114.1	1:48.362	80.83	3.533	14:06:02.671
4 -	33.918	97.1	19.404	116.5	29.059	77.5	25.654	114.1	1:48.035	81.08	3.206	14:07:50.706
5 -	34.537	96.2	19.178	117.3	28.757	77.4	25.543	116.1	1:48.015	81.09	3.186	14:09:38.721
6 -	33.884	98.3	18.846	116.1	28.570	77.7	25.376	115.5	1:46.676	82.11	1.847	14:11:25.397
7 -	33.429	96.5	19.033	116.7	28.260	79.1	25.282	115.1	1:46.004	82.63	1.175	14:13:11.401
8 -	33.171	98.3	18.833	116.1	28.471	81.3	25.350	114.7	1:45.825	82.77	0.996	14:14:57.226
9 -	33.155	97.1	18.832	115.5	28.256	82.5	25.307	113.9	1:45.550 (3)	82.99	0.721	14:16:42.776
10 -	33.334	98.1	19.241	115.5	28.329	79.8	25.270	114.1	1:46.174	82.50	1.345	14:18:28.950
11 -	33.063	98.9	18.783	118.3	28.136	80.6	25.641	112.4	1:45.623	82.93	0.794	14:20:14.573
12 -	33.108	99.1	18.734	117.7	28.112	82.8	24.968	115.3	1:44.922 (2)	83.48	0.093	14:21:59.495
13 -	32.877	96.8	18.702	118.9	28.090	78.4	25.160	113.5	1:44.829 (1)	83.56		14:23:44.324

Weather / Track : Cloudy / Dry

Brands Hatch GP
Circuit Length = 2.4332 miles
Start: 14:00 Flag 14:23 End: 14:25

MCRCB BULLETIN TK171

2020 Bennetts British Superbike Championship - Round 6

2020 Honda British Talent Cup

RACE 2 - SECTOR ANALYSIS



SECTOR 1 = FL to I1, SECTOR 2 = I1 to I2 SECTOR 3 = I2 to I3, SECTOR 4 = I3 to FL, DIFF = Difference To Personal Best Lap, P = Crossed Finish Line in Pit Lane, D = Time Disallowed

P22 2		Rhys COATES				Honda - Ernie Coates Race Support						
IDEAL LAP TIME : 1:45.224		BEST LAP TIME : 1:45.361				DIFFERENCE : 0.137						
LAP	SECTOR 1	SECTOR 2		SECTOR 3		SECTOR 4		LAP TIME	MPH	DIFF	TIME OF DAY	
1 -		82.7	19.195	110.3	29.670	74.4	25.846	115.1	1:58.218	74.09	12.857	14:02:26.904
2 -	34.459	87.2	19.077	112.7	29.024	75.4	25.550	115.1	1:48.110	81.02	2.749	14:04:15.014
3 -	33.998	90.4	19.039	109.2	29.331	73.7	25.453	114.7	1:47.821	81.24	2.460	14:06:02.835
4 -	34.191	89.9	19.183	112.0	29.121	78.4	25.541	115.3	1:48.036	81.08	2.675	14:07:50.871
5 -	34.160	89.3	19.028	114.5	28.724	75.4	25.718	113.7	1:47.630	81.38	2.269	14:09:38.501
6 -	33.505	93.3	19.151	113.7	28.468	78.1	25.439	113.5	1:46.563	82.20	1.202	14:11:25.064
7 -	33.351	90.8	18.977	114.7	28.378	79.8	25.394	113.1	1:46.100	82.56	0.739	14:13:11.164
8 -	33.936	91.6	19.071	116.7	28.652	75.5	25.276	114.7	1:46.935	81.91	1.574	14:14:58.099
9 -	33.405	91.1	18.772	116.5	28.031	76.9	25.153	114.3	1:45.361 (1)	83.14		14:16:43.460
10 -	33.268	88.6	18.900	112.5	28.535	78.6	25.181	114.9	1:45.884 (2)	82.73	0.523	14:18:29.344
11 -	33.738	91.5	18.911	117.3	28.065	79.7	25.293	115.1	1:46.007 (3)	82.63	0.646	14:20:15.351
12 -	34.302	93.0	19.181	116.5	28.216	80.3	25.308	114.5	1:47.007	81.86	1.646	14:22:02.358
13 -	33.937	85.0	19.073	115.9	28.832	78.1	25.887	112.4	1:47.729	81.31	2.368	14:23:50.087

P23 90		Harry COOK				Honda - JDF Racing						
IDEAL LAP TIME : 1:47.360		BEST LAP TIME : 1:48.097				DIFFERENCE : 0.737						
LAP	SECTOR 1	SECTOR 2		SECTOR 3		SECTOR 4		LAP TIME	MPH	DIFF	TIME OF DAY	
1 -		81.6	20.389	106.3	29.127	69.3	26.584	108.0	2:00.080	72.94	11.983	14:02:28.766
2 -	33.838	86.9	19.554	114.9	28.614	72.0	26.746	105.0	1:48.752 (2)	80.54	0.655	14:04:17.518
3 -	33.304	86.4	19.679	112.9	28.794	69.9	26.320	109.4	1:48.097 (1)	81.03		14:06:05.615
4 -	34.046	83.4	19.873	108.5	29.352	65.5	26.765	102.1	1:50.036	79.60	1.939	14:07:55.651
5 -	34.746	86.1	19.673	114.3	29.378	64.8	28.027	107.8	1:51.824	78.33	3.727	14:09:47.475
6 -	33.762	84.7	19.745	112.5	29.487	65.5	26.670	104.0	1:49.664	79.87	1.567	14:11:37.139
7 -	34.467	84.3	19.747	112.0	29.520	64.6	26.535	109.6	1:50.269	79.44	2.172	14:13:27.408
8 -	34.409	83.3	19.560	112.7	29.818	66.7	26.060	108.0	1:49.847	79.74	1.750	14:15:17.255
9 -	34.365	87.0	19.382	114.3	28.940	64.2	26.466	111.4	1:49.153	80.25	1.056	14:17:06.408
10 -	34.319	83.5	19.591	112.5	29.120	70.2	26.206	112.7	1:49.236	80.19	1.139	14:18:55.644
11 -	33.736	85.3	19.592	109.1	29.296	68.5	26.311	111.4	1:48.935	80.41	0.838	14:20:44.579
12 -	34.821	85.2	19.540	114.1	29.168	67.6	26.422	114.1	1:49.951	79.67	1.854	14:22:34.530
13 -	34.105	82.7	19.733	112.4	28.858	67.0	26.224	102.4	1:48.920 (3)	80.42	0.823	14:24:23.450

P24 27		Calum BEACH				Honda - Calum Beach Racing / SP125 Racing						
IDEAL LAP TIME : 1:49.630		BEST LAP TIME : 1:49.827				DIFFERENCE : 0.197						
LAP	SECTOR 1	SECTOR 2		SECTOR 3		SECTOR 4		LAP TIME	MPH	DIFF	TIME OF DAY	
1 -		82.9	19.886	118.9	29.651	67.9	26.724	109.8	2:00.009	72.99	10.182	14:02:28.695
2 -	35.336	87.0	19.937	116.5	29.724	66.5	26.457	114.1	1:51.454	78.59	1.627	14:04:20.149
3 -	35.360	82.7	20.145	116.5	29.575	71.3	26.185	113.3	1:51.265	78.72	1.438	14:06:11.414
4 -	35.361	84.5	19.997	116.1	29.362	72.3	26.494	112.9	1:51.214	78.76	1.387	14:08:02.628
5 -	35.312	86.8	20.063	116.1	29.546	68.8	26.395	112.5	1:51.316	78.69	1.489	14:09:53.944
6 -	35.051	87.6	19.876	116.1	29.305	72.1	26.149	112.5	1:50.381 (2)	79.36	0.554	14:11:44.325
7 -	34.942	90.1	19.901	115.9	29.468	66.9	26.123	112.5	1:50.434	79.32	0.607	14:13:34.759
8 -	34.932	87.6	19.770	115.9	29.850	68.8	26.069	112.9	1:50.621	79.18	0.794	14:15:25.380
9 -	34.990	89.4	19.754	115.1	29.347	73.3	26.598	112.9	1:50.689	79.13	0.862	14:17:16.069
10 -	34.934	87.7	19.797	116.5	29.413	72.1	26.253	113.9	1:50.397 (3)	79.34	0.570	14:19:06.466
11 -	34.681	89.4	19.790	113.7	29.402	72.2	25.954	112.9	1:49.827 (1)	79.76		14:20:56.293
12 -	34.814	90.5	19.690	117.3	29.740	70.0	26.258	114.7	1:50.502	79.27	0.675	14:22:46.795
13 -	34.853	88.5	19.999	110.7	29.584	72.1	26.242	112.9	1:50.678	79.14	0.851	14:24:37.473

Weather / Track : Cloudy / Dry

Brands Hatch GP
Circuit Length = 2.4332 miles
Start: 14:00 Flag 14:23 End: 14:25

MCRCB BULLETIN TK171

2020 Bennetts British Superbike Championship - Round 6

2020 Honda British Talent Cup

RACE 2 - SECTOR ANALYSIS



SECTOR 1 = FL to I1, SECTOR 2 = I1 to I2 SECTOR 3 = I2 to I3, SECTOR 4 = I3 to FL, DIFF = Difference To Personal Best Lap, P = Crossed Finish Line in Pit Lane, D = Time Disallowed

P25 16		Harvey CLARIDGE				Honda - City Lifting / SP125 Racing						
IDEAL LAP TIME : 1:38.560		BEST LAP TIME : 1:38.714				DIFFERENCE : 0.154						
LAP	SECTOR 1	SECTOR 2		SECTOR 3		SECTOR 4		LAP TIME	MPH	DIFF	TIME OF DAY	
1 -		100.1	18.187	120.4	26.468	86.5	24.219	116.3	1:45.935	82.69	7.221	14:02:14.621
2 -	31.737	99.4	18.242	120.0	26.613	90.9	23.982	117.3	1:40.574	87.09	1.860	14:03:55.195
3 -	31.102	99.8	18.176	121.1	26.072	87.0	23.805	116.7	1:39.155	88.34	0.441	14:05:34.350
4 -	31.162	99.7	18.038	120.6	26.113	88.7	23.853	116.5	1:39.166	88.33	0.452	14:07:13.516
5 -	31.289	100.1	18.034	120.4	26.091	89.5	23.869	115.9	1:39.283	88.23	0.569	14:08:52.799
6 -	31.290	99.2	18.101	119.4	26.188	89.2	23.922	116.1	1:39.501	88.03	0.787	14:10:32.300
7 -	31.343	99.7	18.161	119.1	26.324	90.4	24.105	115.9	1:39.933	87.65	1.219	14:12:12.233
8 -	31.131	99.2	18.114	119.1	26.619	84.7	23.842	117.3	1:39.706	87.85	0.992	14:13:51.939
9 -	30.916	101.2	18.043	122.6	26.062	81.9	23.693	120.2	1:38.714 (1)	88.73		14:15:30.653
10 -	31.025	101.5	18.098	123.8	26.291	85.9	23.603	120.6	1:39.017 (2)	88.46	0.303	14:17:09.670
11 -	30.981	101.2	18.057	120.2	26.168	90.3	23.846	116.5	1:39.052 (3)	88.43	0.338	14:18:48.722
12 -	31.335	101.3	17.979	123.3	26.345	84.5	23.766	120.9	1:39.425	88.10	0.711	14:20:28.147
13 -	31.098	99.1	18.084	120.4	26.284	87.6	23.816	117.3	1:39.282	88.23	0.568	14:22:07.429

P26 72		Casey O'GORMAN				Honda - Microlise Cresswell Racing						
IDEAL LAP TIME : 1:38.533		BEST LAP TIME : 1:38.770				DIFFERENCE : 0.237						
LAP	SECTOR 1	SECTOR 2		SECTOR 3		SECTOR 4		LAP TIME	MPH	DIFF	TIME OF DAY	
1 -		99.5	18.166	122.6	26.883	80.7	24.111	120.9	1:46.365	82.35	7.595	14:02:15.051
2 -	31.734	101.2	18.058	124.7	26.624	84.4	24.009	120.9	1:40.425	87.22	1.655	14:03:55.476
3 -	31.465	101.3	18.075	125.4	27.007	81.3	23.910	120.4	1:40.457	87.19	1.687	14:05:35.933
4 -	31.229	101.6	18.008	124.0	26.298	82.8	23.758	120.0	1:39.293	88.22	0.523	14:07:15.226
5 -	31.153	101.9	17.978	124.0	26.548	83.4	23.863	120.2	1:39.542	88.00	0.772	14:08:54.768
6 -	31.110	102.6	17.967	123.8	26.414	83.0	23.769	119.8	1:39.260	88.25	0.490	14:10:34.028
7 -	31.259	102.2	17.859	124.5	26.113	86.8	23.731	120.4	1:38.962 (3)	88.51	0.192	14:12:12.990
8 -	30.892	102.7	17.869	125.2	26.206	84.7	23.835	119.4	1:38.802 (2)	88.66	0.032	14:13:51.792
9 -	30.855	102.1	18.014	123.8	26.162	81.6	23.739	119.8	1:38.770 (1)	88.68		14:15:30.562
10 -	31.003	102.2	18.131	121.1	26.192	84.6	23.709	120.0	1:39.035	88.45	0.265	14:17:09.597
11 -	31.196	97.3	17.976	121.7	26.314	83.7	23.721	116.3	1:39.207	88.29	0.437	14:18:48.804
12 -	31.044	101.8	18.006	123.1	26.384	85.8	23.831	118.7	1:39.265	88.24	0.495	14:20:28.069
13 -	31.266	97.9	18.055	121.7	26.386	81.8	23.706	118.3	1:39.413	88.11	0.643	14:22:07.482

P27 44		Lucas HILL				Honda - Ashcourt Racing						
IDEAL LAP TIME : 1:45.082		BEST LAP TIME : 1:45.374				DIFFERENCE : 0.292						
LAP	SECTOR 1	SECTOR 2		SECTOR 3		SECTOR 4		LAP TIME	MPH	DIFF	TIME OF DAY	
1 -		84.2	19.274	122.2	29.165	71.5	25.449	115.9	1:56.214	75.37	10.840	14:02:24.900
2 -	33.094	89.8	18.902	121.7	28.694	72.6	25.096	114.9	1:45.786 (3)	82.80	0.412	14:04:10.686
3 -	33.660	93.7	18.698	121.3	28.277	76.3	25.147	115.3	1:45.782 (2)	82.81	0.408	14:05:56.468
4 -	33.374	94.3	18.636	120.2	28.289	74.2	25.075	115.9	1:45.374 (1)	83.13		14:07:41.842

P28 96		Rossi BANHAM				Honda - MJL Racing						
IDEAL LAP TIME : 1:42.672		BEST LAP TIME : 1:42.672				DIFFERENCE : 0.000						
LAP	SECTOR 1	SECTOR 2		SECTOR 3		SECTOR 4		LAP TIME	MPH	DIFF	TIME OF DAY	
1 -		95.4	19.263	118.9	27.912	81.4	24.910	116.7	1:53.345	77.28	10.673	14:02:22.031
2 -	33.019	92.9	18.897	118.1	28.189	75.2	25.335	116.9	1:45.440 (2)	83.07	2.768	14:04:07.471
3 -	32.294	94.3	18.460	119.8	27.529	82.0	24.389	116.1	1:42.672 (1)	85.31		14:05:50.143

MCRCB BULLETIN TK173**2020 Bennetts British Superbike Championship - Round 6****2020 Honda British Talent Cup****RACE 2 - BEST SPEEDS**

POS	INTERMEDIATE 1			INTERMEDIATE 2			INTERMEDIATE 3			FINISH LINE		
	NO	NAME	MPH	NO	NAME	MPH	NO	NAME	MPH	NO	NAME	MPH
1	72	O'GORMAN	103.5	75	GARNESS	127.5	16	CLARIDGE	90.9	75	GARNESS	124.7
2	71	FARRER	101.6	99	STUART-CAMPBELL	126.1	17	BOURNE	90.1	99	STUART-CAMPBELL	123.1
3	75	GARNESS	101.5	71	FARRER	125.4	8	O'SHEA	89.2	52	BELFORD	122.2
4	16	CLARIDGE	101.5	15	CROSBY	125.4	52	BELFORD	88.1	48	WALKER	122.0
5	52	BELFORD	101.2	72	O'GORMAN	125.4	37	TINKER	87.7	43	HITCHCOCK	122.0
6	99	STUART-CAMPBELL	101.2	52	BELFORD	125.2	71	FARRER	87.2	29	BROWN	121.3
7	46	DUFTON	100.1	8	O'SHEA	124.2	72	O'GORMAN	86.8	71	FARRER	121.1
8	37	TINKER	100.0	48	WALKER	124.2	11	DOBSON	85.9	16	CLARIDGE	120.9
9	4	MOUNSEY	99.8	16	CLARIDGE	123.8	66	THOMAS	85.5	72	O'GORMAN	120.9
10	15	CROSBY	99.8	65	ROWAN	123.5	7	LYONS	84.7	74	COOK	120.6
11	48	WALKER	99.8	7	LYONS	123.1	99	STUART-CAMPBELL	84.6	15	CROSBY	120.6
12	17	BOURNE	99.7	37	TINKER	122.6	57	HIATT	84.0	46	DUFTON	120.4
13	8	O'SHEA	99.7	46	DUFTON	122.6	5	JOHNSON	83.9	4	MOUNSEY	119.8
14	11	DOBSON	99.7	17	BOURNE	122.4	75	GARNESS	83.5	7	LYONS	119.4
15	7	LYONS	99.5	74	COOK	122.4	69	SCOTT	82.8	8	O'SHEA	118.9
16	74	COOK	99.4	29	BROWN	122.4	46	DUFTON	82.5	37	TINKER	118.9
17	69	SCOTT	99.1	66	THOMAS	122.2	96	BANHAM	82.0	66	THOMAS	118.9
18	5	JOHNSON	98.9	44	HILL	122.2	74	COOK	81.9	5	JOHNSON	118.5
19	43	HITCHCOCK	98.6	11	DOBSON	121.3	48	WALKER	81.9	65	ROWAN	118.5
20	29	BROWN	98.2	43	HITCHCOCK	121.3	65	ROWAN	81.8	11	DOBSON	117.7
21	66	THOMAS	97.9	4	MOUNSEY	120.4	15	CROSBY	81.7	96	BANHAM	116.9
22	57	HIATT	96.5	57	HIATT	120.2	43	HITCHCOCK	81.4	17	BOURNE	116.7
23	96	BANHAM	95.4	69	SCOTT	120.0	29	BROWN	81.0	57	HIATT	116.1
24	65	ROWAN	95.3	96	BANHAM	119.8	2	COATES	80.3	69	SCOTT	116.1
25	44	HILL	94.3	5	JOHNSON	119.6	4	MOUNSEY	79.1	44	HILL	115.9
26	2	COATES	93.3	27	BEACH	118.9	44	HILL	76.3	2	COATES	115.3
27	27	BEACH	90.5	2	COATES	117.3	27	BEACH	73.3	27	BEACH	114.7
28	90	COOK	87.0	90	COOK	114.9	90	COOK	72.0	90	COOK	114.1

Weather / Track : Cloudy / Dry

Brands Hatch GP

Circuit Length = 2.4332 miles

Start: 14:00 Flag 14:23 End: 14:25

Results can be found at www.tsl-timing.com

Printed - 14:30 Saturday, 17 October 2020

MCRCB BULLETIN TK174**2020 Bennetts British Superbike Championship - Round 6****2020 Honda British Talent Cup****RACE 2 - FASTEST LAP CLASSIFICATION**

POS	RACE POS	NO	NAME	NAT	ENTRY	BEST	ON
1	1	17	Franco BOURNE	GBR	Honda - Franco Bourne Racing / SP125 Racing	1:37.663	6
2	25	16	Harvey CLARIDGE	GBR	Honda - City Lifting / SP125 Racing	1:38.714	9
3	26	72	Casey O'GORMAN	GBR	Honda - Microlise Cresswell Racing	1:38.770	9
4	2	71	Charlie FARRER	GBR	Honda - Victoria House Racing Academy / Mortimer Racing	1:39.447	5
5	3	52	Evan BELFORD	GBR	Honda - City Lifting by RS Racing	1:39.636	12
6	5	37	Corey TINKER	GBR	Honda - Stauff Fluid Power Academy	1:39.761	10
7	4	8	Eddie O'SHEA	GBR	Honda - WAM	1:39.776	12
8	13	48	Ollie WALKER	GBR	Honda - Moto Rapido / SP125 Racing	1:40.598	10
9	6	7	Jamie LYONS	GBR	Honda - Jamie Lyons Racing	1:40.852	7
10	11	46	Elliott DUFTON	GBR	Honda - D&D Racing	1:40.873	11
11	10	99	Bailey STUART-CAMPBELL	GBR	Honda - 151s S-C Racing	1:40.912	12
12	15	43	Ryan HITCHCOCK	GBR	Honda - Wilson Racing	1:41.049	11
13	12	15	Harrison CROSBY	GBR	Honda - Banks Racing	1:41.073	12
14	7	11	Rossi DOBSON	GBR	Honda - Rossi Dobson	1:41.106	10
15	14	75	Jonathan GARNESS	GBR	Honda - Microlise Cresswell Racing	1:41.173	9
16	9	74	James COOK	GBR	Honda - Wilson Racing	1:41.204	8
17	18	66	Annabel THOMAS	GBR	Honda - Microlise Cresswell Racing	1:41.259	13
18	8	4	Sullivan MOUNSEY	GBR	Honda - Lloyd & Jones PR Racing	1:41.363	12
19	16	5	Mason Cade JOHNSON	GBR	Honda - Johnson Racing	1:41.561	13
20	17	29	Lucas BROWN	GBR	Honda - Amphibian Scaffolding / SP125 Racing	1:41.610	4
21	28	96	Rossi BANHAM	GBR	Honda - MJL Racing	1:42.672	3
22	19	57	Josh HIATT	GBR	Honda - Wilson Racing	1:43.521	8
23	20	65	Alexander ROWAN	GBR	Honda - Alexander Rowan Racing	1:44.829	12
24	21	69	Gary SCOTT	GBR	Honda - Scott Racing	1:44.829	13
25	22	2	Rhys COATES	GBR	Honda - Ernie Coates Race Support	1:45.361	9
26	27	44	Lucas HILL	GBR	Honda - Ashcourt Racing	1:45.374	4
27	23	90	Harry COOK	GBR	Honda - JDF Racing	1:48.097	3
28	24	27	Calum BEACH	GBR	Honda - Calum Beach Racing / SP125 Racing	1:49.827	11

Weather / Track : Cloudy / Dry

Results can be found at www.tsl-timing.comBrands Hatch GP
Circuit Length = 2.4332 miles
Start: 14:00 Flag 14:23 End: 14:25

Printed - 14:30 Saturday, 17 October 2020

MCRCB BULLETIN TK175

2020 Bennetts British Superbike Championship - Round 6

2020 Honda British Talent Cup

RACE 2 - STATISTICS

Competitors Started	28
Planned Start	2020-10-17 @ 14:00:00.000
Actual Start	2020-10-17 @ 14:00:28.685
Finish Time	2020-10-17 @ 14:23:33.492
Track Length	2.4332mi.
Total Laps	364
Total Distance Covered	885.7174mi.

Session Fastest Lap History

NO	NAME	LAP TIME	TIME OF DAY	LAP	VEHICLE
17	Franco BOURNE	1:40.004	14:03:54.625	2	Honda
71	Charlie FARRER	1:39.917	14:03:55.659	2	Honda
17	Franco BOURNE	1:38.475	14:05:33.100	3	Honda
17	Franco BOURNE	1:38.421	14:07:11.520	4	Honda
17	Franco BOURNE	1:38.205	14:08:49.726	5	Honda
17	Franco BOURNE	1:37.663	14:10:27.388	6	Honda

Session Leader History

NO	NAME	FROM LAP	LAPS LED	DISTANCE	VEHICLE
17	Franco BOURNE	1	14	34.06 miles	Honda

Flag History

TYPE	TIME OF DAY
GREEN	14:00:28.685
FINISH	14:23:33.492

Flag Statistics

TYPE	COUNT	TOTAL LAPS	TOTAL TIME
Green	1	14	24:35.238
Red	0	0	0.000
Safety Car	0	0	0.000
FCY	0	0	0.000

Weather / Track : Cloudy / Dry

Results can be found at www.tsl-timing.com

Brands Hatch GP
Circuit Length = 2.4332 miles
Start: 14:00 Flag 14:23 End: 14:25

Printed - 14:31 Saturday, 17 October 2020

MCRCB BULLETIN TK176

2020 Bennetts British Superbike Championship - Round 6

2020 Honda British Talent Cup

RACE 2 - SESSION NOTES

TIME	MESSAGE
13:45:04	PIT LANE OPEN
13:50:03	PIT LANE CLOSED
13:53:00	5 MINUTES TO WARM UP LAP
13:54:59	3 MINUTES TO WARM UP LAP
13:57:01	1 MINUTES TO WARM UP LAP
13:57:27	30 SECONDS TO WARM UP LAP
13:57:38	GREEN FLAG - WARM UP LAP
13:59:45	RACE START
14:02:27	NO JUMP STARTS
14:08:10	NO. 96 - STOPPED TECHNICAL PROBLEM BRABHAM STR
14:08:29	NO. 44 - FALLER AT COOPER STR - RIDER OK
14:09:19	UPDATE: NO.44 TO MEDICAL CENTRE
14:15:31	TWO THIRDS DISTANCE COMPLETE
14:23:28	NO. 16 AND 72 - FALLER AT SURTEES - RIDER OK
14:24:00	INCIDENT INVOLVING 16 & 72 AT T4 ON LAP 14 UNDER INVESTIGATION

Weather / Track : Cloudy / Dry

Results can be found at www.tsl-timing.com

Brands Hatch GP
Circuit Length = 2.4332 miles
Start: 14:00 Flag 14:23 End: 14:25

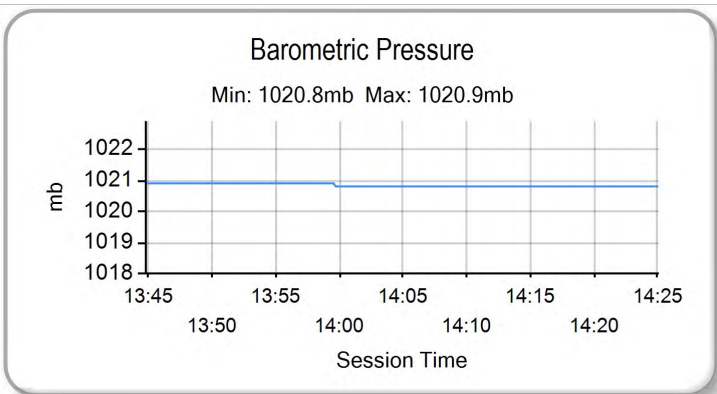
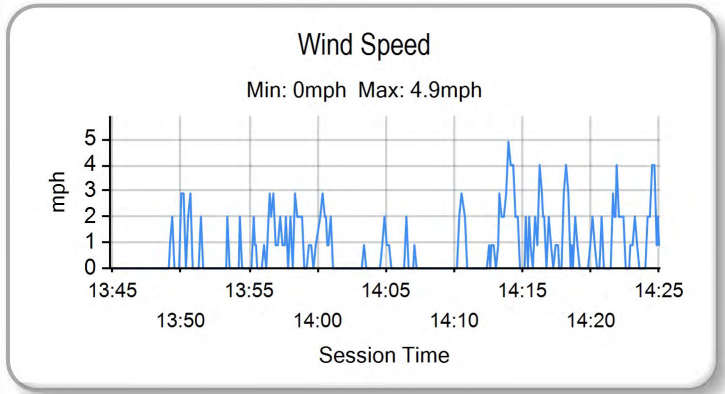
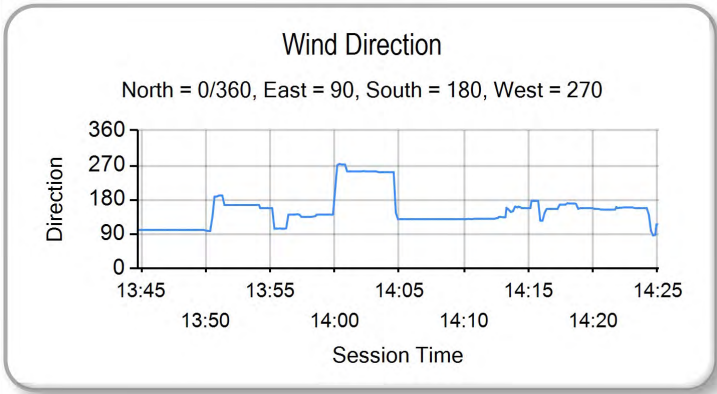
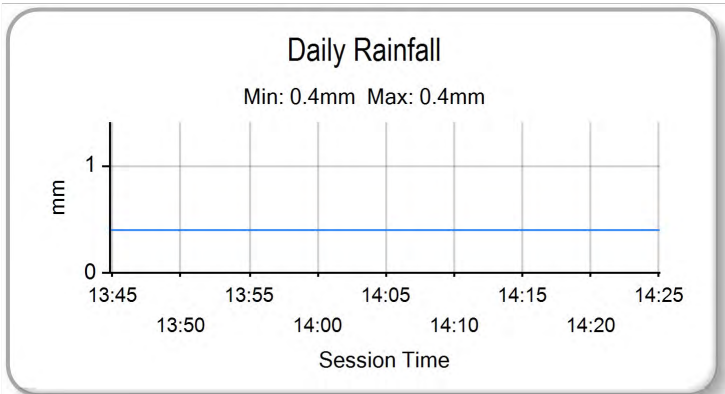
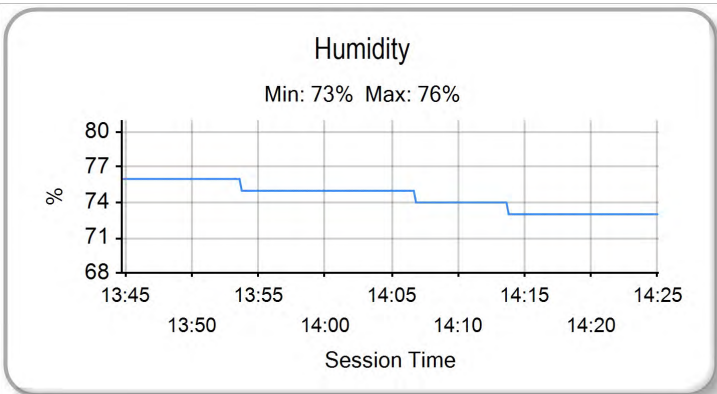
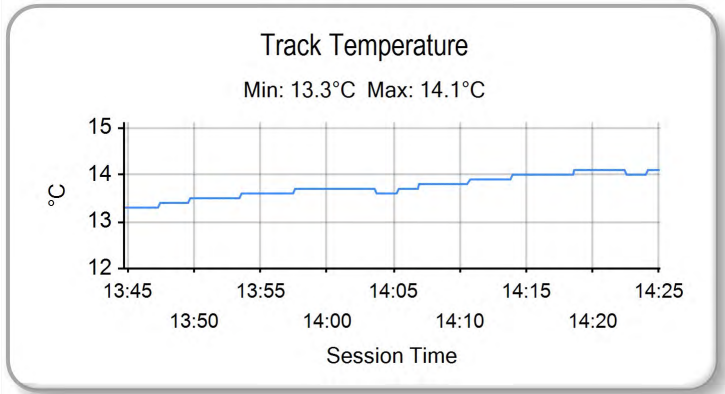
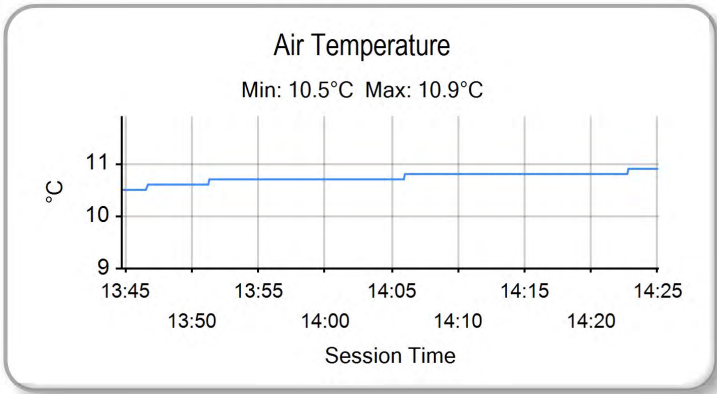
Printed - 14:31 Saturday, 17 October 2020

MCRCB BULLETIN TK177

2020 Bennetts British Superbike Championship - Round 6

2020 Honda British Talent Cup

RACE 2 - WEATHER CONDITIONS



Weather / Track : Cloudy / Dry

Results can be found at www.tsl-timing.com

Brands Hatch GP
Circuit Length = 2.4332 miles
Start: 14:00 Flag 14:23 End: 14:25

Printed - 14:32 Saturday, 17 October 2020

MCRCB BULLETIN TK178

2020 Honda British Talent Cup

RIDERS POINTS AFTER ROUND 9



		TOTAL	GAP	DIFF											Wins	Seconds	Thirds
					1	2	3	4	5	6	7	8	9	10			
					7th-9th August	Donington Park National	21st-23rd August	Snetterton 300	4th-6th September	Silverstone National	2nd-4th October	Donington Park GP	16th-18th October	Brands Hatch GP			
1	Charlie FARRER	147			16	16	13	25	16	16	25	20			2	1	4
2	Eddie O'SHEA	144	3		11	11	20	20	16	20	20	13	13		0	4	1
3	Franco BOURNE	141	6	3	20	25	25		13	11	11	11	25		3	1	0
4	Casey O'GORMAN	104	43	37	25		25		25		13	16			3	0	1
5	Harvey CLARIDGE	102	45	2	8	20	13	16	20		25				1	2	1
6	Evan BELFORD	83	64	19		13		10	11	13		20	16		0	1	1
7	Corey TINKER	69	78	14	10		10	8	5	6	9	10	11		0	0	0
8	James COOK	63	84	6	7	6		5	10	10	10	8	7		0	0	0
9	Elliott DUFTON	62	85	1	6	10	11	11	7		8	4	5		0	0	0
10	Harrison CROSBY	59	88	3	5	7	9	9	6	8	5	6	4		0	0	0
11	Ryan HITCHCOCK	58	89	1	4	8	6	7	8	9	6	9	1		0	0	0
12	Ollie WALKER	47	100	11	3	9	8	6	4	7		7	3		0	0	0
13	Bailey STUART-CAMPBELL	38	109	9	9	16	7						6		0	0	1
14	Jamie LYONS	31	116	7	13				2	3		3	10		0	0	0
15	Jonathan GARNESSE	19	128	12				1	9	5		2	2		0	0	0
16	Sullivan MOUNSEY	19	128	0	2	5	1				3		8		0	0	0
17	Rossi DOBSON	15	132	4		3		2				1	9		0	0	0
18	Gary SCOTT	11	136	4		4					7				0	0	0
19	Annabel THOMAS	10	137	1			5	3	1	1					0	0	0
20	Evann PENDRILL	9	138	1	1		4	4							0	0	0
21	Lucas HILL	8	139	1			3		3	2					0	0	0
22	Lucas BROWN	6	141	2							1	5			0	0	0
23	Mason Cade JOHNSON	4	143	2							4				0	0	0
24	Alexander ROWAN	4	143	0						4					0	0	0
25	Harry COOK	2	145	2							2				0	0	0
26	Josh HIATT	2	145	0			2								0	0	0
27	Rhys COATES	2	145	0		2									0	0	0
28	Calum BEACH	1	146	1		1									0	0	0

RACE 11 - GRID (14 Laps) - PROVISIONAL

ROW 10			28	1:49.827	27	Calum BEACH								
ROW 9		27	1:48.097	90	Harry COOK	26	1:45.374	44	Lucas HILL	25	1:45.361	2	Rhys COATES	
ROW 8		24	1:44.829	69	Gary SCOTT	23	1:44.829	65	Alexander ROWAN	22	1:43.521	57	Josh HIATT	
ROW 7			21	1:42.672	96	Rossi BANHAM	20	1:41.610	29	Lucas BROWN	19	1:41.561	5	Mason Cade JOHNSON
ROW 6		18	1:41.363	4	Sullivan MOUNSEY	17	1:41.259	66	Annabel THOMAS	16	1:41.204	74	James COOK	
ROW 5			15	1:41.173	75	Jonathan GARNES	14	1:41.106	11	Rossi DOBSON	13	1:41.073	15	Harrison CROSBY
ROW 4		12	1:41.049	43	Ryan HITCHCOCK	11	1:40.912	99	Bailey STUART-CAMPBELL	10	1:40.873	46	Elliott DUFTON	
ROW 3			9	1:40.852	7	Jamie LYONS	8	1:40.598	48	Ollie WALKER	7	1:39.776	8	Eddie O'SHEA
ROW 2		6	1:39.761	37	Corey TINKER	5	1:39.636	52	Evan BELFORD	4	1:39.447	71	Charlie FARRER	
ROW 1			3	1:38.770	72	Casey O'GORMAN	2	1:38.714	16	Harvey CLARIDGE	1	1:37.663	17	Franco BOURNE
													Pole	

Brands Hatch GP
Circuit Length = 2.4332 miles

These results are provisional until the conclusion of any judicial and technical matters.

Race Director :	Stewards :	Timekeeper :
-----------------	------------	--------------

Results can be found at www.britishsuperbike.com

Printed - 14:33 Saturday, 17 October 2020

POS	NO	NAME	NAT	ENTRY	TIME	ON	LAPS	GAP	DIFF	MPH
1	17	Franco BOURNE	GBR	Honda - Franco Bourne Racing / SP125 Racing	1:39.709	6	6			87.85
2	16	Harvey CLARIDGE	GBR	Honda - City Lifting / SP125 Racing	1:40.483	6	6	0.774	0.774	87.17
3	72	Casey O'GORMAN	GBR	Honda - Microlise Cresswell Racing	1:40.818	6	6	1.109	0.335	86.88
4	37	Corey TINKER	GBR	Honda - Stauff Fluid Power Academy	1:40.959	6	6	1.250	0.141	86.76
5	8	Eddie O'SHEA	GBR	Honda - WAM	1:41.300	5	5	1.591	0.341	86.47
6	71	Charlie FARRER	GBR	Honda - Victoria House Racing Academy / Mortimer Racir	1:41.382	4	6	1.673	0.082	86.40
7	43	Ryan HITCHCOCK	GBR	Honda - Wilson Racing	1:41.933	6	6	2.224	0.551	85.93
8	4	Sullivan MOUNSEY	GBR	Honda - Lloyd & Jones PR Racing	1:42.041	6	6	2.332	0.108	85.84
9	52	Evan BELFORD	GBR	Honda - City Lifting by RS Racing	1:42.598	6	6	2.889	0.557	85.38
10	15	Harrison CROSBY	GBR	Honda - Banks Racing	1:42.696	6	6	2.987	0.098	85.29
11	74	James COOK	GBR	Honda - Wilson Racing	1:42.832	6	6	3.123	0.136	85.18
12	7	Jamie LYONS	GBR	Honda - Jamie Lyons Racing	1:42.858	6	6	3.149	0.026	85.16
13	29	Lucas BROWN	GBR	Honda - Amphibian Scaffolding / SP125 Racing	1:43.441	6	6	3.732	0.583	84.68
14	48	Ollie WALKER	GBR	Honda - Moto Rapido / SP125 Racing	1:43.466	4	4	3.757	0.025	84.66
15	66	Annabel THOMAS	GBR	Honda - Microlise Cresswell Racing	1:44.456	6	6	4.747	0.990	83.86
16	57	Josh HIATT	GBR	Honda - Wilson Racing	1:44.626	6	6	4.917	0.170	83.72
17	75	Jonathan GARNES	GBR	Honda - Microlise Cresswell Racing	1:45.002	4	6	5.293	0.376	83.42
18	5	Mason Cade JOHNSON	GBR	Honda - Johnson Racing	1:45.093	4	4	5.384	0.091	83.35
19	99	Bailey STUART-CAMPBELL	GBR	Honda - 151s S-C Racing	1:45.270	3	4	5.561	0.177	83.21
20	11	Rossi DOBSON	GBR	Honda - Rossi Dobson	1:45.815	4	6	6.106	0.545	82.78
21	27	Calum BEACH	GBR	Honda - Calum Beach Racing / SP125 Racing	1:49.060	6	6	9.351	3.245	80.32
22	90	Harry COOK	GBR	Honda - JDF Racing	1:49.518	2	3	9.809	0.458	79.98
23	46	Elliott DUFTON	GBR	Honda - D&D Racing	1:50.763	3	3	11.054	1.245	79.08
24	2	Rhys COATES	GBR	Honda - Ernie Coates Race Support	1:51.257	5	6	11.548	0.494	78.73
25	44	Lucas HILL	GBR	Honda - Ashcourt Racing	1:51.734	4	5	12.025	0.477	78.39
26	65	Alexander ROWAN	GBR	Honda - Alexander Rowan Racing	1:53.082	6	6	13.373	1.348	77.46
27	96	Rossi BANHAM	GBR	Honda - MJL Racing			3			

Weather / Track : Cloudy / Dry

These results are provisional until the conclusion of any judicial and technical matters.

Brands Hatch GP

Circuit Length = 2.4332 miles

Start: 09:00 Flag 09:10 End: 09:12

Race Director :

Stewards :

Timekeeper :

Results can be found at www.britishsuperbike.com

Printed - 09:12 Sunday, 18 October 2020

MCRCB BULLETIN TK235

2020 Bennetts British Superbike Championship - Round 6

2020 Honda British Talent Cup

WARM UP - SECTOR ANALYSIS



SECTOR 1 = FL to I1, SECTOR 2 = I1 to I2 SECTOR 3 = I2 to I3, SECTOR 4 = I3 to FL, DIFF = Difference To Personal Best Lap, P = Crossed Finish Line in Pit Lane, D = Time Disallowed

P1 17		Franco BOURNE				Honda - Franco Bourne Racing / SP125 Racing						
IDEAL LAP TIME : 1:39.389		BEST LAP TIME : 1:39.709				DIFFERENCE : 0.320						
LAP	SECTOR 1	SECTOR 2		SECTOR 3		SECTOR 4		LAP TIME	MPH	DIFF	TIME OF DAY	
1 -	OUTLAP	83.4	19.694	120.9	27.354	82.4	24.518	117.3	1:46.062	82.59	6.353	09:02:14.726
2 -	32.771	95.3	18.827	120.2	26.220	84.7	23.963	120.2	1:41.781	86.06	2.072	09:03:56.507
3 -	32.521	97.2	18.523	120.6	25.921	86.2	23.558	121.5	1:40.523 (3)	87.14	0.814	09:05:37.030
4 -	32.157	88.4	19.108	121.5	26.325	80.5	23.965	120.2	1:41.555	86.25	1.846	09:07:18.585
5 -	31.594	97.8	18.368	120.0	26.044	86.5	24.164	116.9	1:40.170 (2)	87.44	0.461	09:08:58.755
6 -	31.559	96.9	18.413	120.0	25.904	86.2	23.833	117.5	1:39.709 (1)	87.85		09:10:38.464

P2 16		Harvey CLARIDGE				Honda - City Lifting / SP125 Racing						
IDEAL LAP TIME : 1:39.863		BEST LAP TIME : 1:40.483				DIFFERENCE : 0.620						
LAP	SECTOR 1	SECTOR 2		SECTOR 3		SECTOR 4		LAP TIME	MPH	DIFF	TIME OF DAY	
1 -	OUTLAP	96.8	19.905	116.9	28.804	79.6	25.329	117.3	1:47.492	81.49	7.009	09:02:11.208
2 -	33.780	92.3	19.673	120.0	26.930	82.4	24.529	117.9	1:44.912	83.49	4.429	09:03:56.120
3 -	32.933	93.0	18.826	123.3	26.086	84.5	23.791	120.2	1:41.636 (3)	86.18	1.153	09:05:37.756
4 -	32.015	92.9	19.235	122.0	26.954	79.8	24.907	122.0	1:43.111	84.95	2.628	09:07:20.867
5 -	31.817	99.4	18.446	121.7	26.487	83.0	24.388	118.1	1:41.138 (2)	86.61	0.655	09:09:02.005
6 -	31.630	99.1	18.356	122.0	26.273	87.8	24.224	117.5	1:40.483 (1)	87.17		09:10:42.488

P3 72		Casey O'GORMAN				Honda - Microlise Cresswell Racing						
IDEAL LAP TIME : 1:40.818		BEST LAP TIME : 1:40.818				DIFFERENCE : 0.000						
LAP	SECTOR 1	SECTOR 2		SECTOR 3		SECTOR 4		LAP TIME	MPH	DIFF	TIME OF DAY	
1 -	OUTLAP	87.3	20.140	121.5	29.120	73.5	25.657	120.0	1:53.016	77.50	12.198	09:01:58.161
2 -	33.333	90.9	19.588	124.9	27.418	78.9	24.521	121.3	1:44.860	83.53	4.042	09:03:43.021
3 -	32.433	89.1	19.605	123.5	27.136	79.4	24.306	120.4	1:43.480	84.65	2.662	09:05:26.501
4 -	32.258	96.2	18.673	125.2	26.785	80.5	24.029	122.2	1:41.745 (2)	86.09	0.927	09:07:08.246
5 -	32.129	97.8	18.611	124.5	26.891	78.3	24.484	119.4	1:42.115 (3)	85.78	1.297	09:08:50.361
6 -	31.742	100.1	18.564	122.9	26.527	84.6	23.985	120.2	1:40.818 (1)	86.88		09:10:31.179

P4 37		Corey TINKER				Honda - Stauff Fluid Power Academy						
IDEAL LAP TIME : 1:40.838		BEST LAP TIME : 1:40.959				DIFFERENCE : 0.121						
LAP	SECTOR 1	SECTOR 2		SECTOR 3		SECTOR 4		LAP TIME	MPH	DIFF	TIME OF DAY	
1 -	OUTLAP	83.8	20.020	120.6	29.090	73.6	25.217	115.9	1:52.475	77.88	11.516	09:01:59.852
2 -	32.931	95.1	19.082	120.4	27.533	77.5	24.627	117.1	1:44.173	84.08	3.214	09:03:44.025
3 -	32.220	96.5	19.260	120.0	27.119	78.0	24.507	118.5	1:43.106	84.95	2.147	09:05:27.131
4 -	32.400	94.9	18.830	121.5	26.841	77.5	24.201	118.5	1:42.272 (3)	85.65	1.313	09:07:09.403
5 -	31.982	97.5	18.653	119.1	26.610	81.3	24.130	116.5	1:41.375 (2)	86.41	0.416	09:08:50.778
6 -	31.781	97.8	18.518	121.7	26.731	83.9	23.929	118.7	1:40.959 (1)	86.76		09:10:31.737

P5 8		Eddie O'SHEA				Honda - WAM						
IDEAL LAP TIME : 1:41.300		BEST LAP TIME : 1:41.300				DIFFERENCE : 0.000						
LAP	SECTOR 1	SECTOR 2		SECTOR 3		SECTOR 4		LAP TIME	MPH	DIFF	TIME OF DAY	
1 -	OUTLAP	89.2	19.952	117.5	29.110	70.5	26.008	114.3	1:54.002	76.83	12.702	09:03:19.488
2 -	33.274	95.5	18.820	118.9	27.842	74.6	25.072	115.3	1:45.008	83.42	3.708	09:05:04.496
3 -	32.053	96.8	18.677	119.6	27.237	76.6	24.776	115.7	1:42.743 (3)	85.25	1.443	09:06:47.239
4 -	31.853	96.8	18.603	118.9	26.956	78.6	24.474	115.9	1:41.886 (2)	85.97	0.586	09:08:29.125
5 -	31.765	96.8	18.398	119.6	26.796	79.8	24.341	115.9	1:41.300 (1)	86.47		09:10:10.425

Weather / Track : Cloudy / Dry

Brands Hatch GP
Circuit Length = 2.4332 miles
Start: 09:00 Flag 09:10 End: 09:12

MCRCB BULLETIN TK235

2020 Bennetts British Superbike Championship - Round 6

2020 Honda British Talent Cup

WARM UP - SECTOR ANALYSIS



SECTOR 1 = FL to I1, SECTOR 2 = I1 to I2 SECTOR 3 = I2 to I3, SECTOR 4 = I3 to FL, DIFF = Difference To Personal Best Lap, P = Crossed Finish Line in Pit Lane, D = Time Disallowed

P6 71		Charlie FARRER				Honda - Victoria House Racing Academy / Mortimer Racing						
IDEAL LAP TIME : 1:40.806		BEST LAP TIME : 1:41.382				DIFFERENCE : 0.576						
LAP	SECTOR 1	SECTOR 2		SECTOR 3		SECTOR 4		LAP TIME	MPH	DIFF	TIME OF DAY	
1 -	OUTLAP	95.8	19.325	121.5	29.707	65.7	25.429	119.1	1:50.108	79.55	8.726	09:02:02.074
2 -	32.740	98.1	18.707	122.6	27.224	77.8	24.476	118.7	1:43.147	84.92	1.765	09:03:45.221
3 -	32.112	99.5	18.196	124.0	26.830	80.0	24.257	121.7	1:41.395 (2)	86.39	0.013	09:05:26.616
4 -	31.849	98.6	18.381	122.2	26.942	82.0	24.210	117.9	1:41.382 (1)	86.40		09:07:07.998
5 -	32.158	98.5	18.373	120.6	27.196	82.6	24.394	117.1	1:42.121	85.77	0.739	09:08:50.119
6 -	32.249	99.8	18.501	123.8	26.683	86.1	24.078	119.4	1:41.511 (3)	86.29	0.129	09:10:31.630

P7 43		Ryan HITCHCOCK				Honda - Wilson Racing						
IDEAL LAP TIME : 1:41.719		BEST LAP TIME : 1:41.933				DIFFERENCE : 0.214						
LAP	SECTOR 1	SECTOR 2		SECTOR 3		SECTOR 4		LAP TIME	MPH	DIFF	TIME OF DAY	
1 -	OUTLAP	86.5	19.959	112.5	31.244	69.0	25.763	119.8	1:56.974	74.88	15.041	09:02:02.781
2 -	33.437	93.4	19.162	120.0	27.847	75.2	24.814	121.5	1:45.260	83.22	3.327	09:03:48.041
3 -	33.756	91.5	19.278	122.0	27.885	75.9	25.164	118.7	1:46.083	82.57	4.150	09:05:34.124
4 -	33.488	94.3	19.079	119.4	27.166	80.7	24.588	118.1	1:44.321 (3)	83.97	2.388	09:07:18.445
5 -	32.374	96.6	18.763	120.4	26.853	82.3	24.456	118.3	1:42.446 (2)	85.50	0.513	09:09:00.891
6 -	32.108	96.1	18.977	120.9	26.657	82.6	24.191	118.9	1:41.933 (1)	85.93		09:10:42.824

P8 4		Sullivan MOUNSEY				Honda - Lloyd & Jones PR Racing						
IDEAL LAP TIME : 1:41.929		BEST LAP TIME : 1:42.041				DIFFERENCE : 0.112						
LAP	SECTOR 1	SECTOR 2		SECTOR 3		SECTOR 4		LAP TIME	MPH	DIFF	TIME OF DAY	
1 -	OUTLAP	95.5	19.344	121.1	29.804	70.7	25.773	116.9	1:54.073	76.79	12.032	09:01:56.055
2 -	33.854	98.1	18.948	121.7	27.971	75.3	24.747	118.5	1:45.520	83.01	3.479	09:03:41.575
3 -	33.437	93.9	19.108	121.7	27.682	76.5	24.976	120.6	1:45.203	83.26	3.162	09:05:26.778
4 -	32.575	98.3	18.651	122.0	27.005	77.6	24.171	120.0	1:42.402 (3)	85.54	0.361	09:07:09.180
5 -	32.471	100.6	18.435	122.4	27.109	77.1	24.360	119.4	1:42.375 (2)	85.56	0.334	09:08:51.555
6 -	32.408	99.8	18.397	123.1	26.953	77.7	24.283	119.1	1:42.041 (1)	85.84		09:10:33.596

P9 52		Evan BELFORD				Honda - City Lifting by RS Racing						
IDEAL LAP TIME : 1:42.550		BEST LAP TIME : 1:42.598				DIFFERENCE : 0.048						
LAP	SECTOR 1	SECTOR 2		SECTOR 3		SECTOR 4		LAP TIME	MPH	DIFF	TIME OF DAY	
1 -	OUTLAP	87.0	19.709	121.3	30.815	66.9	26.654	117.5	1:54.754	76.33	12.156	09:02:21.514
2 -	34.451	90.9	19.529	120.4	29.242	74.0	25.717	118.7	1:48.939	80.41	6.341	09:04:10.453
3 -	33.863	93.5	19.242	121.5	28.647	73.9	25.148	119.6	1:46.900	81.94	4.302	09:05:57.353
4 -	32.696	96.0	18.895	124.7	27.230	78.9	24.618	119.4	1:43.439 (3)	84.68	0.841	09:07:40.792
5 -	32.364	98.9	18.699	122.9	27.099	82.1	24.584	118.1	1:42.746 (2)	85.25	0.148	09:09:23.538
6 -	32.249	98.9	18.747	122.2	27.027	81.2	24.575	118.3	1:42.598 (1)	85.38		09:11:06.136

P10 15		Harrison CROSBY				Honda - Banks Racing						
IDEAL LAP TIME : 1:42.582		BEST LAP TIME : 1:42.696				DIFFERENCE : 0.114						
LAP	SECTOR 1	SECTOR 2		SECTOR 3		SECTOR 4		LAP TIME	MPH	DIFF	TIME OF DAY	
1 -	OUTLAP	92.5	19.892	118.5	29.126	71.0	25.751	120.2	1:50.381	79.36	7.685	09:02:02.890
2 -	33.667	88.8	19.293	120.4	27.776	74.7	24.835	120.4	1:45.571	82.97	2.875	09:03:48.461
3 -	33.413	93.8	19.466	118.9	27.820	76.1	25.064	120.0	1:45.763	82.82	3.067	09:05:34.224
4 -	33.461	91.3	19.126	120.6	27.482	77.0	24.616	118.7	1:44.685 (3)	83.67	1.989	09:07:18.909
5 -	32.480	94.6	19.034	121.7	26.999	81.3	24.624	117.1	1:43.137 (2)	84.93	0.441	09:09:02.046
6 -	32.191	96.6	18.855	121.3	27.113	79.6	24.537	117.1	1:42.696 (1)	85.29		09:10:44.742

Weather / Track : Cloudy / Dry

Brands Hatch GP
Circuit Length = 2.4332 miles
Start: 09:00 Flag 09:10 End: 09:12

MCRCB BULLETIN TK235

2020 Bennetts British Superbike Championship - Round 6

2020 Honda British Talent Cup

WARM UP - SECTOR ANALYSIS



SECTOR 1 = FL to I1, SECTOR 2 = I1 to I2 SECTOR 3 = I2 to I3, SECTOR 4 = I3 to FL, DIFF = Difference To Personal Best Lap, P = Crossed Finish Line in Pit Lane, D = Time Disallowed

P11 74		James COOK				Honda - Wilson Racing						
IDEAL LAP TIME : 1:42.832		BEST LAP TIME : 1:42.832				DIFFERENCE : 0.000						
LAP	SECTOR 1	SECTOR 2		SECTOR 3		SECTOR 4		LAP TIME	MPH	DIFF	TIME OF DAY	
1 -	OUTLAP	81.4	19.985	113.7	29.551	76.5	25.187	117.5	1:52.408	77.92	9.576	09:02:16.582
2 -	33.994	91.8	18.922	120.9	28.751	77.3	25.096	117.5	1:46.763	82.04	3.931	09:04:03.345
3 -	33.113	94.9	18.633	120.9	27.781	79.8	24.887	113.1	1:44.414 (2)	83.89	1.582	09:05:47.759
4 -	32.995	95.7	18.643	120.4	28.239	69.3	25.500	116.7	1:45.377	83.12	2.545	09:07:33.136
5 -	32.687	95.4	18.677	119.1	28.387	76.2	25.015	113.1	1:44.766 (3)	83.61	1.934	09:09:17.902
6 -	32.638	96.4	18.544	120.6	27.183	81.5	24.467	116.5	1:42.832 (1)	85.18		09:11:00.734

P12 7		Jamie LYONS				Honda - Jamie Lyons Racing						
IDEAL LAP TIME : 1:42.665		BEST LAP TIME : 1:42.858				DIFFERENCE : 0.193						
LAP	SECTOR 1	SECTOR 2		SECTOR 3		SECTOR 4		LAP TIME	MPH	DIFF	TIME OF DAY	
1 -	OUTLAP	89.7	20.080	121.3	30.324	66.8	26.594	117.7	1:53.765	76.99	10.907	09:02:21.677
2 -	34.366	89.0	19.618	120.0	29.341	72.0	25.601	118.5	1:48.926	80.42	6.068	09:04:10.603
3 -	34.373	97.2	19.193	120.6	27.830	74.5	24.954	116.7	1:46.350	82.36	3.492	09:05:56.953
4 -	32.846	97.1	18.950	119.8	27.274	77.4	24.746	116.7	1:43.816 (3)	84.37	0.958	09:07:40.769
5 -	32.781	97.9	18.693	122.2	26.984	79.0	24.430	117.5	1:42.888 (2)	85.13	0.030	09:09:23.657
6 -	32.712	96.9	18.781	121.3	26.830	79.8	24.535	117.7	1:42.858 (1)	85.16		09:11:06.515

P13 29		Lucas BROWN				Honda - Amphibian Scaffolding / SP125 Racing						
IDEAL LAP TIME : 1:42.944		BEST LAP TIME : 1:43.441				DIFFERENCE : 0.497						
LAP	SECTOR 1	SECTOR 2		SECTOR 3		SECTOR 4		LAP TIME	MPH	DIFF	TIME OF DAY	
1 -	OUTLAP	89.1	19.511	117.9	29.291	72.7	25.461	115.5	1:51.174	78.79	7.733	09:02:29.350
2 -	34.084	93.4	18.814	119.6	28.848	71.3	25.109	118.7	1:46.855	81.97	3.414	09:04:16.205
3 -	33.210	94.7	18.728	120.9	28.490	77.8	24.497	117.1	1:44.925	83.48	1.484	09:06:01.130
4 -	32.869	94.6	18.621	119.8	27.477	77.2	24.528	118.1	1:43.495 (2)	84.64	0.054	09:07:44.625
5 -	32.797	92.6	18.611	118.9	27.647	80.1	24.696	115.5	1:43.751 (3)	84.43	0.310	09:09:28.376
6 -	32.563	92.6	18.723	117.1	27.273	78.1	24.882	113.7	1:43.441 (1)	84.68		09:11:11.817

P14 48		Ollie WALKER				Honda - Moto Rapido / SP125 Racing						
IDEAL LAP TIME : 1:43.422		BEST LAP TIME : 1:43.466				DIFFERENCE : 0.044						
LAP	SECTOR 1	SECTOR 2		SECTOR 3		SECTOR 4		LAP TIME	MPH	DIFF	TIME OF DAY	
1 -	OUTLAP	75.7	20.178	118.7	28.862	73.1	25.306	118.5	1:52.864	77.61	9.398	09:02:30.447
2 -	33.500	94.3	18.652	123.3	28.041	72.9	25.282	119.6	1:45.475 (3)	83.05	2.009	09:04:15.922
3 -	33.289	93.9	18.738	121.7	28.286	74.7	24.718	118.9	1:45.031 (2)	83.40	1.565	09:06:00.953
4 -	32.801	95.8	18.635	121.5	27.326	81.2	24.704	118.9	1:43.466 (1)	84.66		09:07:44.419

P15 66		Annabel THOMAS				Honda - Microlise Cresswell Racing						
IDEAL LAP TIME : 1:44.096		BEST LAP TIME : 1:44.456				DIFFERENCE : 0.360						
LAP	SECTOR 1	SECTOR 2		SECTOR 3		SECTOR 4		LAP TIME	MPH	DIFF	TIME OF DAY	
1 -	OUTLAP	90.1	19.659	118.1	29.855	72.9	25.483	117.3	1:54.302	76.63	9.846	09:02:01.443
2 -	33.455	95.0	19.573	119.6	27.828	79.3	25.237	118.7	1:46.093 (3)	82.56	1.637	09:03:47.536
3 -	33.692	93.8	19.783	119.4	27.835	77.7	25.783	118.9	1:47.093	81.79	2.637	09:05:34.629
4 -	34.268	92.5	19.569	115.5	27.498	78.5	25.195	119.1	1:46.530	82.22	2.074	09:07:21.159
5 -	32.791	96.1	19.082	120.2	27.798	74.1	25.790	115.3	1:45.461 (2)	83.06	1.005	09:09:06.620
6 -	33.001	95.8	19.232	118.7	27.192	83.6	25.031	115.7	1:44.456 (1)	83.86		09:10:51.076

P16 57		Josh HIATT				Honda - Wilson Racing						
IDEAL LAP TIME : 1:44.410		BEST LAP TIME : 1:44.626				DIFFERENCE : 0.216						
LAP	SECTOR 1	SECTOR 2		SECTOR 3		SECTOR 4		LAP TIME	MPH	DIFF	TIME OF DAY	
1 -	OUTLAP	81.1	20.621	115.5	29.724	73.9	25.805	113.5	1:53.530	77.15	8.904	09:02:38.329
2 -	34.157	91.3	19.529	116.9	28.021	78.1	25.239	113.1	1:46.946 (3)	81.90	2.320	09:04:25.275
3 -	33.277	93.8	19.470	114.7	27.624	81.3	25.595	113.9	1:45.966 (2)	82.66	1.340	09:06:11.241
4 -	33.793	94.5	21.119	109.4	29.024	76.7	25.429	113.7	1:49.365	80.09	4.739	09:08:00.606
5 -	35.426	92.9	19.610	115.7	27.713	81.8	24.934	114.7	1:47.683	81.34	3.057	09:09:48.289
6 -	32.785	95.7	19.128	117.3	27.840	85.2	24.873	114.5	1:44.626 (1)	83.72		09:11:32.915

Weather / Track : Cloudy / Dry

Brands Hatch GP
 Circuit Length = 2.4332 miles
 Start: 09:00 Flag 09:10 End: 09:12

MCRCB BULLETIN TK235

2020 Bennetts British Superbike Championship - Round 6

2020 Honda British Talent Cup

WARM UP - SECTOR ANALYSIS



SECTOR 1 = FL to I1, SECTOR 2 = I1 to I2 SECTOR 3 = I2 to I3, SECTOR 4 = I3 to FL, DIFF = Difference To Personal Best Lap, P = Crossed Finish Line in Pit Lane, D = Time Disallowed

P17 75		Jonathan GARNESSE				Honda - Microlise Cresswell Racing						
IDEAL LAP TIME : 1:44.233		BEST LAP TIME : 1:45.002				DIFFERENCE : 0.769						
LAP	SECTOR 1	SECTOR 2		SECTOR 3		SECTOR 4		LAP TIME	MPH	DIFF	TIME OF DAY	
1 -	OUTLAP	77.2	20.262	118.7	31.437	63.3	26.108	120.0	1:56.789	75.00	11.787	09:02:02.526
2 -	34.538	84.6	19.985	123.5	29.049	71.6	25.434	121.3	1:49.006 (3)	80.36	4.004	09:03:51.532
3 -	33.546	88.4	19.409	125.9	27.788	75.8	24.671	121.3	1:45.414 (2)	83.09	0.412	09:05:36.946
4 -	32.809	82.0	19.538	125.9	28.049	78.1	24.606	122.2	1:45.002 (1)	83.42		09:07:21.948
5 -	32.832	85.9	19.030	125.6	29.438	68.6	IN PIT		2:17.547 P	63.68	32.545	09:09:39.495
6 -	OUTLAP	89.7	19.343	123.1	29.303	74.5	25.298	119.4	1:49.129	80.27	4.127	09:11:28.624

P18 5		Mason Cade JOHNSON				Honda - Johnson Racing						
IDEAL LAP TIME : 1:43.207		BEST LAP TIME : 1:45.093				DIFFERENCE : 1.886						
LAP	SECTOR 1	SECTOR 2		SECTOR 3		SECTOR 4		LAP TIME	MPH	DIFF	TIME OF DAY	
1 -	OUTLAP	77.9	20.291	119.1	30.838	71.0	25.888	116.9	1:54.181	76.71	9.088	09:02:02.109
2 -	33.824	86.2	19.319	120.9	27.580	76.6	25.086	118.7	1:45.809 (2)	82.78	0.716	09:03:47.918
3 -	34.312	84.7	19.626	122.2	27.899	77.0	24.664	120.0	1:46.501 (3)	82.25	1.408	09:05:34.419
4 -	33.433	91.3	19.069	117.9	27.685	78.3	24.906	118.3	1:45.093 (1)	83.35		09:07:19.512

P19 99		Bailey STUART-CAMPBELL				Honda - 151s S-C Racing						
IDEAL LAP TIME : 1:44.603		BEST LAP TIME : 1:45.270				DIFFERENCE : 0.667						
LAP	SECTOR 1	SECTOR 2		SECTOR 3		SECTOR 4		LAP TIME	MPH	DIFF	TIME OF DAY	
1 -	OUTLAP	87.9	20.159	119.6	29.775	71.4	26.455	116.5	1:56.087	75.45	10.817	09:03:47.307
2 -	34.614	87.2	19.515	122.6	28.682	75.0	25.418	119.4	1:48.229 (2)	80.93	2.959	09:05:35.536
3 -	33.515	89.0	19.324	121.3	27.386	79.0	25.045	119.6	1:45.270 (1)	83.21		09:07:20.806
4 -	33.313	88.8	18.859	122.4	28.059	67.5	28.622	115.9	1:48.853 (3)	80.47	3.583	09:09:09.659

P20 11		Rossi DOBSON				Honda - Rossi Dobson						
IDEAL LAP TIME : 1:44.340		BEST LAP TIME : 1:45.815				DIFFERENCE : 1.475						
LAP	SECTOR 1	SECTOR 2		SECTOR 3		SECTOR 4		LAP TIME	MPH	DIFF	TIME OF DAY	
1 -	OUTLAP	80.9	20.831	110.3	30.722	69.1	26.467	118.1	1:57.214	74.73	11.399	09:02:03.520
2 -	34.093	89.0	19.366	121.5	27.919	78.3	24.974	118.1	1:46.352 (3)	82.36	0.537	09:03:49.872
3 -	33.125	92.1	19.078	119.8	28.342	76.7	25.274	120.6	1:45.819 (2)	82.78	0.004	09:05:35.691
4 -	33.725	79.7	19.423	121.1	27.793	78.9	24.874	119.4	1:45.815 (1)	82.78		09:07:21.506
5 -	32.751	86.2	18.922	121.5	28.973	67.7	27.571	114.9	1:48.217	80.94	2.402	09:09:09.723
6 -	33.505	94.2	19.171	118.3	28.750	73.1	27.396	110.1	1:48.822	80.49	3.007	09:10:58.545

P21 27		Calum BEACH				Honda - Calum Beach Racing / SP125 Racing						
IDEAL LAP TIME : 1:48.946		BEST LAP TIME : 1:49.060				DIFFERENCE : 0.114						
LAP	SECTOR 1	SECTOR 2		SECTOR 3		SECTOR 4		LAP TIME	MPH	DIFF	TIME OF DAY	
1 -	OUTLAP	76.5	20.906	113.3	31.058	63.5	27.216	115.9	1:57.170	74.76	8.110	09:02:21.983
2 -	35.877	84.6	20.258	116.5	29.601	69.7	26.372	114.3	1:52.108	78.13	3.048	09:04:14.091
3 -	35.315	87.2	19.907	116.7	29.379	70.7	26.229	114.5	1:50.830	79.03	1.770	09:06:04.921
4 -	35.252	88.1	19.850	116.5	29.154	72.0	26.035	114.3	1:50.291 (3)	79.42	1.231	09:07:55.212
5 -	34.736	91.1	19.865	116.5	29.093	70.2	26.019	114.3	1:49.713 (2)	79.84	0.653	09:09:44.925
6 -	34.850	93.5	19.668	116.5	28.963	72.0	25.579	114.1	1:49.060 (1)	80.32		09:11:33.985

P22 90		Harry COOK				Honda - JDF Racing						
IDEAL LAP TIME : 1:48.838		BEST LAP TIME : 1:49.518				DIFFERENCE : 0.680						
LAP	SECTOR 1	SECTOR 2		SECTOR 3		SECTOR 4		LAP TIME	MPH	DIFF	TIME OF DAY	
1 -	OUTLAP	80.8	20.283	108.5	29.563	65.7	26.015	115.9	1:51.287	78.71	1.769	09:02:04.721
2 -	34.429	79.8	20.166	118.1	28.867	67.3	26.056	114.7	1:49.518 (1)	79.98		09:03:54.239
3 -	35.285	85.7	19.653	113.5	28.974	66.3	25.939	114.7	1:49.851 (2)	79.74	0.333	09:05:44.090

Weather / Track : Cloudy / Dry

Brands Hatch GP
 Circuit Length = 2.4332 miles
 Start: 09:00 Flag 09:10 End: 09:12

MCRCB BULLETIN TK235

2020 Bennetts British Superbike Championship - Round 6

2020 Honda British Talent Cup

WARM UP - SECTOR ANALYSIS



SECTOR 1 = FL to I1, SECTOR 2 = I1 to I2 SECTOR 3 = I2 to I3, SECTOR 4 = I3 to FL, DIFF = Difference To Personal Best Lap, P = Crossed Finish Line in Pit Lane, D = Time Disallowed

P23 46		Elliott DUFTON				Honda - D&D Racing						
IDEAL LAP TIME : 1:50.215		BEST LAP TIME : 1:50.763				DIFFERENCE : 0.548						
LAP	SECTOR 1	SECTOR 2		SECTOR 3		SECTOR 4		LAP TIME	MPH	DIFF	TIME OF DAY	
1 -	OUTLAP	85.4	20.835	108.9	31.594	67.1	26.838	115.9	2:00.080	72.95	9.317	09:06:11.138
2 -	35.944	88.5	19.873	117.7	29.549	68.7	26.130	114.7	1:51.496 (2)	78.56	0.733	09:08:02.634
3 -	35.110	89.4	20.165	116.9	29.212	68.3	26.276	116.1	1:50.763 (1)	79.08		09:09:53.397

P24 2		Rhys COATES				Honda - Ernie Coates Race Support						
IDEAL LAP TIME : 1:50.913		BEST LAP TIME : 1:51.257				DIFFERENCE : 0.344						
LAP	SECTOR 1	SECTOR 2		SECTOR 3		SECTOR 4		LAP TIME	MPH	DIFF	TIME OF DAY	
1 -	OUTLAP	76.3	20.691	108.7	31.496	70.6	26.855	114.7	1:57.839	74.33	6.582	09:02:23.438
2 -	36.496	81.9	20.017	114.1	30.629	74.7	26.526	115.9	1:53.668	77.06	2.411	09:04:17.106
3 -	36.181	80.8	20.033	114.3	30.553	74.7	26.809	112.5	1:53.576	77.12	2.319	09:06:10.682
4 -	36.068	84.8	19.809	107.0	30.321	68.8	26.244	115.1	1:52.442 (2)	77.90	1.185	09:08:03.124
5 -	36.163	82.6	19.652	117.7	29.466	76.1	25.976	114.9	1:51.257 (1)	78.73		09:09:54.381
6 -	35.819	85.1	19.889	114.7	30.237	71.9	26.765	112.4	1:52.710 (3)	77.72	1.453	09:11:47.091

P25 44		Lucas HILL				Honda - Ashcourt Racing						
IDEAL LAP TIME : 1:51.314		BEST LAP TIME : 1:51.734				DIFFERENCE : 0.420						
LAP	SECTOR 1	SECTOR 2		SECTOR 3		SECTOR 4		LAP TIME	MPH	DIFF	TIME OF DAY	
1 -	OUTLAP	76.1	20.906	106.1	31.977	65.7	27.610	111.8	2:04.548	70.33	12.814	09:03:38.633
2 -	36.465	82.9	20.732	111.4	30.302	61.3	27.015	114.5	1:54.514 (3)	76.49	2.780	09:05:33.147
3 -	39.018	85.9	19.663	120.6	29.436	72.0	26.037	115.9	1:54.154 (2)	76.73	2.420	09:07:27.301
4 -	36.178	84.6	19.840	119.4	29.644	67.1	26.072	115.3	1:51.734 (1)	78.39		09:09:19.035
5 -	43.518	85.7	19.910	119.4	29.938	65.3	27.227	110.7	2:00.593	72.63	8.859	09:11:19.628

P26 65		Alexander ROWAN				Honda - Alexander Rowan Racing						
IDEAL LAP TIME : 1:52.704		BEST LAP TIME : 1:53.082				DIFFERENCE : 0.378						
LAP	SECTOR 1	SECTOR 2		SECTOR 3		SECTOR 4		LAP TIME	MPH	DIFF	TIME OF DAY	
1 -	OUTLAP	82.4	20.961	103.7	32.907	64.7	28.227	116.1	2:02.802	71.33	9.720	09:02:09.767
2 -	38.278	79.9	20.434	120.2	31.907	63.6	27.865	116.9	1:58.484	73.93	5.402	09:04:08.251
3 -	37.897	85.1	20.447	117.5	31.274	65.4	27.028	116.7	1:56.646	75.09	3.564	09:06:04.897
4 -	36.754	85.0	20.105	120.0	30.584	71.4	26.901	116.5	1:54.344 (3)	76.60	1.262	09:07:59.241
5 -	36.770	85.4	20.036	121.3	30.376	74.5	26.739	117.5	1:53.921 (2)	76.89	0.839	09:09:53.162
6 -	36.213	90.5	19.871	122.4	30.754	72.3	26.244	117.5	1:53.082 (1)	77.46		09:11:46.244

P27 96		Rossi BANHAM				Honda - MJL Racing						
IDEAL LAP TIME : 1:46.415		BEST LAP TIME :				DIFFERENCE :						
LAP	SECTOR 1	SECTOR 2		SECTOR 3		SECTOR 4		LAP TIME	MPH	DIFF	TIME OF DAY	
1 -	OUTLAP	88.5	19.932	116.5	29.044	69.5	26.259	115.7	1:50.807	79.05		09:02:03.650
2 -	40.870	72.7	22.905	105.6	28.795	77.0	IN PIT		3:17.225 P	44.41		09:05:20.875
3 -	OUTLAP	90.6	19.077	114.3	28.083	82.7	27.504	116.5	1:49.454	80.03		09:07:10.329

Weather / Track : Cloudy / Dry

Brands Hatch GP
Circuit Length = 2.4332 miles
Start: 09:00 Flag 09:10 End: 09:12

MCRCB BULLETIN TK236

2020 Bennetts British Superbike Championship - Round 6

2020 Honda British Talent Cup

WARM UP - BEST SECTORS

SECTOR 1				SECTOR 2				SECTOR 3				SECTOR 4				IDEAL / BEST COMPARISON					
POS	NO	NAME	TIME	NO	NAME	TIME	NO	NAME	TIME	NO	NAME	TIME	NO	NAME	TIME	POS	NO	NAME	IDEAL	BEST	DIFF
																			PERFECT LAP	1:39.217	
1	17	BOURNE	31.559	71	FARRER	18.196	17	BOURNE	25.904	17	BOURNE	23.558	1	17	BOURNE		17	BOURNE	1:39.389	1:39.709	0.320
2	16	CLARIDG	31.630	16	CLARIDG	18.356	16	CLARIDG	26.086	16	CLARIDG	23.791	2	16	CLARIDGE		16	CLARIDGE	1:39.863	1:40.483	0.620
3	72	O'GORMA	31.742	17	BOURNE	18.368	72	O'GORMA	26.527	37	TINKER	23.929	3	71	FARRER		71	FARRER	1:40.806	1:41.382	0.576
4	8	O'SHEA	31.765	4	MOUNSEY	18.397	37	TINKER	26.610	72	O'GORMA	23.985	4	72	O'GORMAN		72	O'GORMAN	1:40.818	1:40.818	0.000
5	37	TINKER	31.781	8	O'SHEA	18.398	43	HITCHCO	26.657	71	FARRER	24.078	5	37	TINKER		37	TINKER	1:40.838	1:40.959	0.121
6	71	FARRER	31.849	37	TINKER	18.518	71	FARRER	26.683	4	MOUNSEY	24.171	6	8	O'SHEA		8	O'SHEA	1:41.300	1:41.300	0.000
7	43	HITCHCO	32.108	74	COOK	18.544	8	O'SHEA	26.796	43	HITCHCO	24.191	7	43	HITCHCOCK		43	HITCHCOCK	1:41.719	1:41.933	0.214
8	15	CROSBY	32.191	72	O'GORMA	18.564	7	LYONS	26.830	8	O'SHEA	24.341	8	4	MOUNSEY		4	MOUNSEY	1:41.929	1:42.041	0.112
9	52	BELFORD	32.249	29	BROWN	18.611	4	MOUNSEY	26.953	7	LYONS	24.430	9	52	BELFORD		52	BELFORD	1:42.550	1:42.598	0.048
10	5	JOHNSON	32.333	48	WALKER	18.616	15	CROSBY	26.999	74	COOK	24.467	10	15	CROSBY		15	CROSBY	1:42.582	1:42.696	0.114
11	4	MOUNSEY	32.408	5	JOHNSON	18.630	52	BELFORD	27.027	29	BROWN	24.497	11	7	LYONS		7	LYONS	1:42.665	1:42.858	0.193
12	29	BROWN	32.563	7	LYONS	18.693	74	COOK	27.183	15	CROSBY	24.537	12	74	COOK		74	COOK	1:42.832	1:42.832	0.000
13	74	COOK	32.638	52	BELFORD	18.699	66	THOMAS	27.192	52	BELFORD	24.575	13	29	BROWN		29	BROWN	1:42.944	1:43.441	0.497
14	7	LYONS	32.712	43	HITCHCO	18.763	29	BROWN	27.273	75	GARNESS	24.606	14	5	JOHNSON		5	JOHNSON	1:43.207	1:45.093	1.886
15	11	DOBSON	32.751	15	CROSBY	18.855	48	WALKER	27.301	5	JOHNSON	24.664	15	48	WALKER		48	WALKER	1:43.422	1:43.466	0.044
16	57	HIATT	32.785	99	STUART-	18.859	99	STUART-	27.386	48	WALKER	24.704	16	66	THOMAS		66	THOMAS	1:44.096	1:44.456	0.360
17	66	THOMAS	32.791	11	DOBSON	18.922	5	JOHNSON	27.580	57	HIATT	24.873	17	75	GARNESS		75	GARNESS	1:44.233	1:45.002	0.769
18	48	WALKER	32.801	75	GARNESS	19.030	57	HIATT	27.624	11	DOBSON	24.874	18	11	DOBSON		11	DOBSON	1:44.340	1:45.815	1.475
19	75	GARNESS	32.809	96	BANHAM	19.077	75	GARNESS	27.788	66	THOMAS	25.031	19	57	HIATT		57	HIATT	1:44.410	1:44.626	0.216
20	96	BANHAM	32.996	66	THOMAS	19.082	11	DOBSON	27.793	99	STUART-	25.045	20	99	STUART-CAMPBELL		99	STUART-CAMPBELL	1:44.603	1:45.270	0.667
21	99	STUART-	33.313	57	HIATT	19.128	96	BANHAM	28.083	27	BEACH	25.579	21	96	BANHAM		96	BANHAM	1:46.415		
22	90	COOK	34.429	2	COATES	19.652	90	COOK	28.817	90	COOK	25.939	22	90	COOK		90	COOK	1:48.838	1:49.518	0.680
23	27	BEACH	34.736	90	COOK	19.653	27	BEACH	28.963	2	COATES	25.976	23	27	BEACH		27	BEACH	1:48.946	1:49.060	0.114
24	46	DUFTON	35.000	44	HILL	19.663	46	DUFTON	29.212	44	HILL	26.037	24	46	DUFTON		46	DUFTON	1:50.215	1:50.763	0.548
25	2	COATES	35.819	27	BEACH	19.668	44	HILL	29.436	46	DUFTON	26.130	25	2	COATES		2	COATES	1:50.913	1:51.257	0.344
26	44	HILL	36.178	65	ROWAN	19.871	2	COATES	29.466	65	ROWAN	26.244	26	44	HILL		44	HILL	1:51.314	1:51.734	0.420
27	65	ROWAN	36.213	46	DUFTON	19.873	65	ROWAN	30.376	96	BANHAM	26.259	27	65	ROWAN		65	ROWAN	1:52.704	1:53.082	0.378

Weather / Track : Cloudy / Dry

Results can be found at www.tsl-timing.com

Brands Hatch GP

Circuit Length = 2.4332 miles

Start: 09:00 Flag 09:10 End: 09:12

Printed - 09:13 Sunday, 18 October 2020

MCRCB BULLETIN TK237**2020 Bennetts British Superbike Championship - Round 6****2020 Honda British Talent Cup****WARM UP - BEST SPEEDS**

POS	INTERMEDIATE 1			INTERMEDIATE 2			INTERMEDIATE 3			FINISH LINE		
	NO	NAME	MPH	NO	NAME	MPH	NO	NAME	MPH	NO	NAME	MPH
1	4	MOUNSEY	100.6	75	GARNESS	125.9	16	CLARIDGE	87.8	72	O'GORMAN	122.2
2	72	O'GORMAN	100.1	72	O'GORMAN	125.2	17	BOURNE	86.5	75	GARNESS	122.2
3	71	FARRER	99.8	52	BELFORD	124.7	71	FARRER	86.1	16	CLARIDGE	122.0
4	16	CLARIDGE	99.4	71	FARRER	124.0	57	HIATT	85.2	71	FARRER	121.7
5	52	BELFORD	98.9	16	CLARIDGE	123.3	72	O'GORMAN	84.6	17	BOURNE	121.5
6	7	LYONS	97.9	48	WALKER	123.3	37	TINKER	83.9	43	HITCHCOCK	121.5
7	17	BOURNE	97.8	4	MOUNSEY	123.1	66	THOMAS	83.6	4	MOUNSEY	120.6
8	37	TINKER	97.8	99	STUART-CAMPBELL	122.6	96	BANHAM	82.7	11	DOBSON	120.6
9	8	O'SHEA	96.8	5	JOHNSON	122.4	43	HITCHCOCK	82.6	15	CROSBY	120.4
10	99	STUART-CAMPBELL	96.8	65	ROWAN	122.4	52	BELFORD	82.1	5	JOHNSON	120.0
11	43	HITCHCOCK	96.6	7	LYONS	122.2	74	COOK	81.5	52	BELFORD	119.6
12	15	CROSBY	96.6	43	HITCHCOCK	122.0	15	CROSBY	81.3	48	WALKER	119.6
13	48	WALKER	96.5	37	TINKER	121.7	48	WALKER	81.2	99	STUART-CAMPBELL	119.6
14	5	JOHNSON	96.5	15	CROSBY	121.7	29	BROWN	80.1	66	THOMAS	119.1
15	74	COOK	96.4	17	BOURNE	121.5	8	O'SHEA	79.8	37	TINKER	118.7
16	66	THOMAS	96.1	11	DOBSON	121.5	7	LYONS	79.8	29	BROWN	118.7
17	57	HIATT	95.7	74	COOK	120.9	99	STUART-CAMPBELL	79.0	7	LYONS	118.5
18	29	BROWN	94.7	29	BROWN	120.9	11	DOBSON	78.9	74	COOK	117.5
19	11	DOBSON	94.2	44	HILL	120.6	5	JOHNSON	78.3	65	ROWAN	117.5
20	27	BEACH	93.5	66	THOMAS	120.2	75	GARNESS	78.1	96	BANHAM	116.5
21	96	BANHAM	91.4	8	O'SHEA	119.6	4	MOUNSEY	77.7	46	DUFTON	116.1
22	65	ROWAN	90.5	90	COOK	118.1	2	COATES	76.1	8	O'SHEA	115.9
23	75	GARNESS	89.7	46	DUFTON	117.7	65	ROWAN	74.5	27	BEACH	115.9
24	46	DUFTON	89.4	2	COATES	117.7	27	BEACH	72.0	90	COOK	115.9
25	44	HILL	85.9	57	HIATT	117.3	44	HILL	72.0	2	COATES	115.9
26	90	COOK	85.7	27	BEACH	116.7	46	DUFTON	68.7	44	HILL	115.9
27	2	COATES	85.1	96	BANHAM	116.5	90	COOK	68.1	57	HIATT	114.7

Weather / Track : Cloudy / Dry

Results can be found at www.tsl-timing.com

Brands Hatch GP

Circuit Length = 2.4332 miles

Start: 09:00 Flag 09:10 End: 09:12

Printed - 09:13 Sunday, 18 October 2020

MCRCB BULLETIN TK238

2020 Bennetts British Superbike Championship - Round 6

2020 Honda British Talent Cup

WARM UP - STATISTICS

Competitors Started 27
Planned Start 2020-10-18 @ 09:00:00.000
Actual Start 2020-10-18 @ 09:00:01.981
Finish Time 2020-10-18 @ 09:10:01.981
Track Length 2.4332mi.
Total Laps 145
Total Distance Covered 352.8269mi.

Session Fastest Lap History

NO	NAME	LAP TIME	TIME OF DAY	LAP	VEHICLE
4	Sullivan MOUNSEY	1:45.520	09:03:41.599	2	Honda
72	Casey O'GORMAN	1:44.860	09:03:43.038	2	Honda
37	Corey TINKER	1:44.173	09:03:44.043	2	Honda
71	Charlie FARRER	1:43.147	09:03:45.244	2	Honda
17	Franco BOURNE	1:41.781	09:03:56.529	2	Honda
71	Charlie FARRER	1:41.395	09:05:26.639	3	Honda
17	Franco BOURNE	1:40.523	09:05:37.051	3	Honda
17	Franco BOURNE	1:40.170	09:08:58.777	5	Honda
17	Franco BOURNE	1:39.709	09:10:38.487	6	Honda

Flag History

TYPE	TIME OF DAY
GREEN	09:00:01.981
FINISH	09:10:01.981

Flag Statistics

TYPE	COUNT	TOTAL LAPS	TOTAL TIME
Green	1	6	12:07.538
Red	0	0	0.000
Safety Car	0	0	0.000
FCY	0	0	0.000

Weather / Track : Cloudy / Dry

Results can be found at www.tsl-timing.com

Brands Hatch GP
Circuit Length = 2.4332 miles
Start: 09:00 Flag 09:10 End: 09:12

Printed - 09:14 Sunday, 18 October 2020

MCRCB BULLETIN TK239

2020 Bennetts British Superbike Championship - Round 6

2020 Honda British Talent Cup

WARM UP - SESSION NOTES

TIME

MESSAGE

09:07:50

BLACK/ORANGE FLAG NO. 5

Weather / Track : Cloudy / Dry

Results can be found at www.tsl-timing.com

Brands Hatch GP

Circuit Length = 2.4332 miles

Start: 09:00 Flag 09:10 End: 09:12

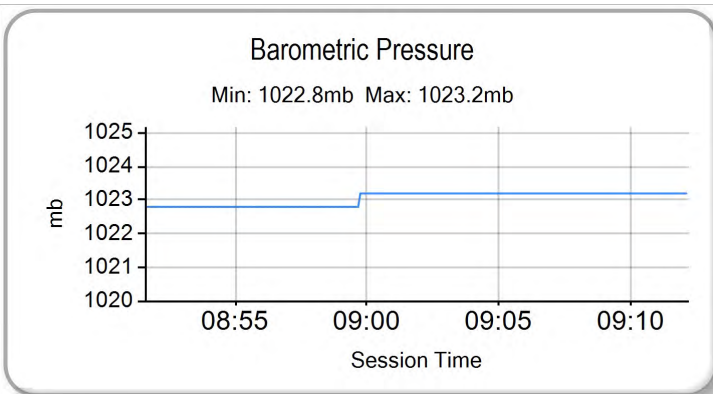
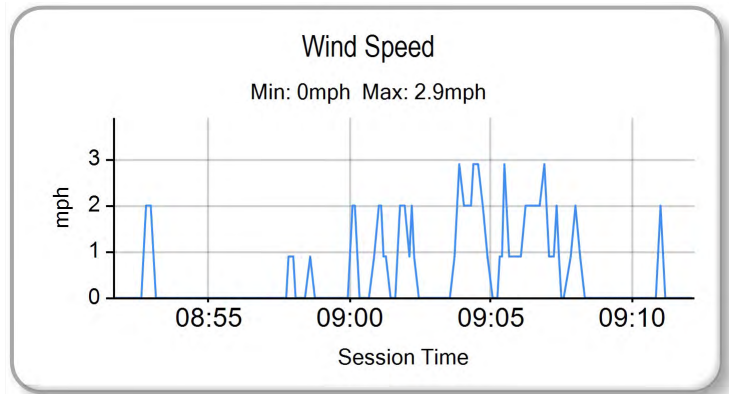
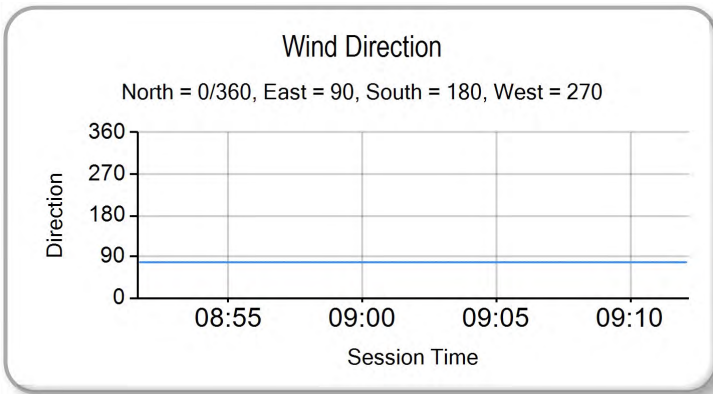
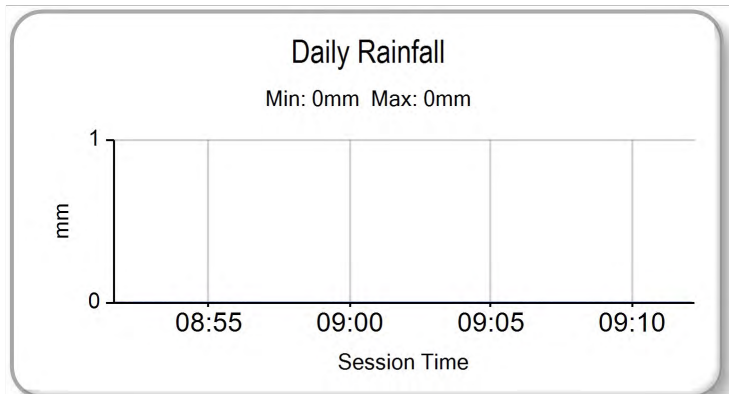
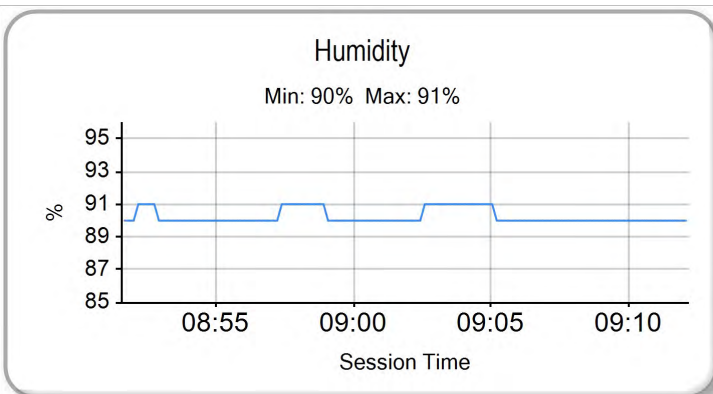
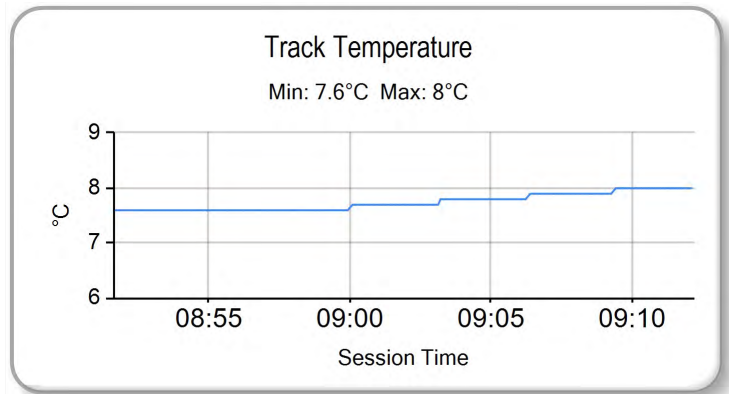
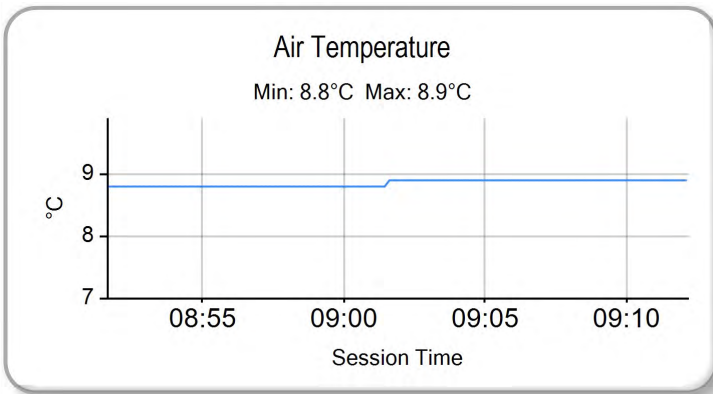
Printed - 09:14 Sunday, 18 October 2020

MCRCB BULLETIN TK240

2020 Bennetts British Superbike Championship - Round 6

2020 Honda British Talent Cup

WARM UP - WEATHER CONDITIONS



Weather / Track : Cloudy / Dry

Results can be found at www.tsl-timing.com

Brands Hatch GP
Circuit Length = 2.4332 miles
Start: 09:00 Flag 09:10 End: 09:12

Printed - 09:15 Sunday, 18 October 2020

ROW 10			28	27	Calum BEACH	1:49.827						
ROW 9	27	90	Harry COOK	1:48.097	26	44	Lucas HILL	1:45.374	25	2	Rhys COATES	1:45.361
ROW 8	24	69	Gary SCOTT	1:44.829	23	65	Alexander ROWAN	1:44.829	22	57	Josh HIATT	1:43.521
ROW 7	21	96	Rossi BANHAM	1:42.672	20	29	Lucas BROWN	1:41.610	19	5	Mason Cade JOHNSON	1:41.561
ROW 6	18	4	Sullivan MOUNSEY	1:41.363	17	66	Annabel THOMAS	1:41.259	16	74	James COOK	1:41.204
ROW 5	15	75	Jonathan GARNES	1:41.173	14	11	Rossi DOBSON	1:41.106	13	15	Harrison CROSBY	1:41.073
ROW 4	12	43	Ryan HITCHCOCK	1:41.049	11	99	Bailey STUART-CAMPBELL	1:40.912	10	46	Elliott DUFTON	1:40.873
ROW 3	9	7	Jamie LYONS	1:40.852	8	48	Ollie WALKER	1:40.598	7	8	Eddie O'SHEA	1:39.776
ROW 2	6	37	Corey TINKER	1:39.761	5	52	Evan BELFORD	1:39.636	4	71	Charlie FARRER	1:39.447
ROW 1	3	72	Casey O'GORMAN	1:38.770	2	16	Harvey CLARIDGE	1:38.714	1	17	Franco BOURNE	1:37.663

Pole

Brands Hatch GP
Circuit Length = 2.4332 miles

These results are provisional until the conclusion of any judicial and technical matters.

Race Director :	Stewards :	Timekeeper :
-----------------	------------	--------------

Results can be found at www.britishsuperbike.com

Printed - 09:49 Sunday, 18 October 2020



POS	NO	NAME	NAT	ENTRY	LAPS	TIME	GAP	DIFF	MPH	BEST	ON
1	17	Franco BOURNE	GBR	Honda - Franco Bourne Racing / SP125 Racing	13	21:16.991			89.17	1:36.870	10
2	16	Harvey CLARIDGE	GBR	Honda - City Lifting / SP125 Racing	13	21:25.489	8.498	8.498	88.58	1:37.637	7
3	52	Evan BELFORD	GBR	Honda - City Lifting by RS Racing	13	21:42.826	25.835	17.337	87.40	1:39.378	13
4	37	Corey TINKER	GBR	Honda - Staff Fluid Power Academy	13	21:42.883	25.892	0.057	87.40	1:39.308	13
5	7	Jamie LYONS	GBR	Honda - Jamie Lyons Racing	13	21:52.373	35.382	9.490	86.77	1:39.795	13
6	74	James COOK	GBR	Honda - Wilson Racing	13	21:52.402	35.411	0.029	86.77	1:39.555	10
7	75	Jonathan GARNESS	GBR	Honda - Microlise Cresswell Racing	13	21:55.329	38.338	2.927	86.57	1:39.712	10
8	4	Sullivan MOUNSEY	GBR	Honda - Lloyd & Jones PR Racing	13	21:55.438	38.447	0.109	86.57	1:39.729	13
9	46	Elliott DUFTON	GBR	Honda - D&D Racing	13	21:55.936	38.945	0.498	86.53	1:39.389	13
10	43	Ryan HITCHCOCK	GBR	Honda - Wilson Racing	13	21:56.926	39.935	0.990	86.47	1:39.938	11
11	15	Harrison CROSBY	GBR	Honda - Banks Racing	13	21:56.988	39.997	0.062	86.46	1:40.106	12
12	11	Rossi DOBSON	GBR	Honda - Rossi Dobson	13	21:57.029	40.038	0.041	86.46	1:39.159	12
13	48	Ollie WALKER	GBR	Honda - Moto Rapido / SP125 Racing	13	22:03.850	46.859	6.821	86.02	1:40.007	10
14	5	Mason Cade JOHNSON	GBR	Honda - Johnson Racing	13	22:07.124	50.133	3.274	85.80	1:40.498	13
15	66	Annabel THOMAS	GBR	Honda - Microlise Cresswell Racing	13	22:07.658	50.667	0.534	85.77	1:40.646	4
16	29	Lucas BROWN	GBR	Honda - Amphibian Scaffolding / SP125 Racing	13	22:08.642	51.651	0.984	85.71	1:40.816	5
17	96	Rossi BANHAM	GBR	Honda - MJL Racing	13	22:18.263	1:01.272	9.621	85.09	1:41.812	2
18	57	Josh HIATT	GBR	Honda - Wilson Racing	13	22:31.942	1:14.951	13.679	84.23	1:42.775	3
19	44	Lucas HILL	GBR	Honda - Ashcourt Racing	12	21:17.954	1 Lap	1 Lap	82.25	1:44.875	12
20	69	Gary SCOTT	GBR	Honda - Scott Racing	12	21:18.139	1 Lap	0.185	82.24	1:44.715	11
21	65	Alexander ROWAN	GBR	Honda - Alexander Rowan Racing	12	21:29.655	1 Lap	11.516	81.50	1:45.447	12
22	27	Calum BEACH	GBR	Honda - Calum Beach Racing / SP125 Racing	12	21:35.361	1 Lap	5.706	81.14	1:46.261	7

NOT CLASSIFIED

DNF	2	Rhys COATES	GBR	Honda - Ernie Coates Race Support	7	12:34.068	6 Laps	5 Laps	81.31	1:45.966	7
DNF	71	Charlie FARRER	GBR	Honda - Victoria House Racing Academy / Mortimer	6	9:56.060	7 Laps	1 Lap	88.17	1:37.934	5
DNF	72	Casey O'GORMAN	GBR	Honda - Microlise Cresswell Racing	6	9:56.111	7 Laps	0.051	88.16	1:38.016	4
DNF	8	Eddie O'SHEA	GBR	Honda - WAM	0						
DNF	99	Bailey STUART-CAMPBELL	GBR	Honda - 151s S-C Racing	0						
DNF	90	Harry COOK	GBR	Honda - JDF Racing	0						

FASTEST LAP

17	Franco BOURNE	GBR	Honda - Franco Bourne Racing / SP125 Racing	10	1:36.870	90.42 mph	145.53 kph
----	---------------	-----	---	----	----------	-----------	------------

New Lap Record

Weather / Track : Cloudy / Dry

These results are provisional until the conclusion of any judicial and technical matters.

Brands Hatch GP

Circuit Length = 2.4332 miles

Start: 13:38 Flag 13:59 End: 14:03

Race Director :	Stewards :	Timekeeper :
-----------------	------------	--------------

Results can be found at www.britishsuperbike.com

Printed - 14:03 Sunday, 18 October 2020

MCRCB BULLETIN TK313

2020 Bennetts British Superbike Championship - Round 6

2020 Honda British Talent Cup

RACE 11 - LAP CHART

LAP 13 @ 13:59:57.794

NO	BEHIND	LAP TIME
17		1:37.315
44	1 Lap	1:44.875
69	1 Lap	1:45.217
16	8.498	1:39.539
65	1 Lap	1:45.447
27	1 Lap	1:47.543
52	25.835	1:39.378
37	25.892	1:39.308
7	35.382	1:39.795
74	35.411	1:39.760
75	38.338	1:39.792
4	38.447	1:39.729
46	38.945	1:39.389
43	39.935	1:40.663
15	39.997	1:40.817
11	40.038	1:40.261
48	46.859	1:40.322
5	50.133	1:40.498
66	50.667	1:41.101
29	51.651	1:40.837
96	1:01.272	1:42.554
57	1:14.951	1:42.992

Weather / Track : Cloudy / Dry

Results can be found at www.tsl-timing.com

Page 2 of 2

Brands Hatch GP
Circuit Length = 2.4332 miles
Start: 13:38 Flag 13:59 End: 14:03

Printed - 14:04 Sunday, 18 October 2020

MCRCB BULLETIN TK314

2020 Bennetts British Superbike Championship - Round 6

2020 Honda British Talent Cup

RACE 11 - POSITION CHART

No	Name	Lap														
		Pos	1	2	3	4	5	6	7	8	9	10	11	12	13	
17	BOURNE	1	72	72	72	72	72	17	16	17	17	17	17	17	17	17
16	CLARIDGE	2	17	17	17	17	16	16	17	16	16	16	16	16	16	16
72	O'GORMAN	3	71	71	16	16	17	71	37	52	52	52	52	52	52	52
71	FARRER	4	16	16	71	71	71	72	52	37	37	37	37	37	37	37
52	BELFORD	5	52	52	52	52	52	52	7	7	7	7	7	7	7	7
37	TINKER	6	37	37	37	37	37	37	74	74	74	74	74	74	74	74
8	O'SHEA	7	7	7	7	7	7	7	4	4	4	75	75	75	75	75
48	WALKER	8	46	11	11	75	74	74	75	43	15	4	4	4	4	4
7	LYONS	9	75	46	75	11	75	75	43	75	43	15	15	15	15	46
46	DUFTON	10	11	75	46	74	4	4	46	15	75	46	43	43	43	43
99	STUART-CAMPBELL	11	43	43	74	43	11	11	15	46	46	43	46	46	46	15
43	HITCHCOCK	12	4	4	43	46	43	43	11	11	11	11	11	11	11	11
15	CROSBY	13	74	74	4	4	46	46	66	29	48	48	48	48	48	48
11	DOBSON	14	15	15	15	15	15	15	5	66	29	66	66	66	66	5
75	GARNES	15	5	5	5	5	5	5	29	5	66	5	5	5	5	66
74	COOK	16	29	29	29	66	66	66	48	48	5	29	29	29	29	29
66	THOMAS	17	66	66	66	29	29	29	96	96	96	96	96	96	96	96
4	MOUNSEY	18	96	96	96	96	48	48	57	57	57	57	57	57	57	57
5	JOHNSON	19	57	48	48	48	96	96	69	44	44	44	69	44		
29	BROWN	20	44	57	57	57	57	57	44	69	69	69	44	69		
96	BANHAM	21	48	44	69	69	44	69	2	65	65	65	65	65		
57	HIATT	22	69	69	44	44	69	44	65	27	27	27	27	27		
65	ROWAN	23	2	2	2	2	2	2	27							
69	SCOTT	24	27	27	65	65	65	65								
2	COATES	25	65	65	27	27	27	27								
44	HILL	26														
90	COOK	27														
27	BEACH	28														

Weather / Track : Cloudy / Dry

Results can be found at www.tsl-timing.com

Brands Hatch GP
 Circuit Length = 2.4332 miles
 Start: 13:38 Flag 13:59 End: 14:03

Printed - 14:04 Sunday, 18 October 2020

MCRCB BULLETIN TK315

2020 Bennetts British Superbike Championship - Round 6

2020 Honda British Talent Cup

RACE 11 - SECTOR ANALYSIS



SECTOR 1 = FL to I1, SECTOR 2 = I1 to I2 SECTOR 3 = I2 to I3, SECTOR 4 = I3 to FL, DIFF = Difference To Personal Best Lap, P = Crossed Finish Line in Pit Lane, D = Time Disallowed

P1 17		Franco BOURNE				Honda - Franco Bourne Racing / SP125 Racing						
IDEAL LAP TIME : 1:36.765		BEST LAP TIME : 1:36.870				DIFFERENCE : 0.105						
LAP	SECTOR 1	SECTOR 2		SECTOR 3		SECTOR 4		LAP TIME	MPH	DIFF	TIME OF DAY	
1 -		97.8	18.150	118.7	26.120	82.4	23.815	119.1	1:44.182	84.08	7.312	13:40:24.985
2 -	30.924	99.1	18.162	120.6	26.052	82.9	23.712	119.4	1:38.850	88.61	1.980	13:42:03.835
3 -	30.913	99.2	18.029	121.5	25.743	83.3	23.681	119.8	1:38.366	89.05	1.496	13:43:42.201
4 -	30.774	99.8	18.055	120.9	25.562	85.5	23.530	120.2	1:37.921	89.45	1.051	13:45:20.122
5 -	30.839	98.3	18.245	122.0	25.959	85.1	23.520	119.8	1:38.563	88.87	1.693	13:46:58.685
6 -	30.966	99.7	17.827	121.5	25.534	89.8	23.365	116.9	1:37.692	89.66	0.822	13:48:36.377
7 -	30.524	97.6	17.963	118.9	25.839	85.4	23.550	117.9	1:37.876	89.49	1.006	13:50:14.253
8 -	30.629	96.9	18.004	118.5	25.872	91.4	23.354	117.1	1:37.859	89.51	0.989	13:51:52.112
9 -	30.467	98.2	17.914	119.8	25.430	90.5	23.262	117.3	1:37.073 (2)	90.23	0.203	13:53:29.185
10 -	30.387	98.5	17.932	119.1	25.320	90.4	23.231	117.7	1:36.870 (1)	90.42		13:55:06.055
11 -	30.426	98.1	17.956	119.6	25.427	90.6	23.281	117.5	1:37.090 (3)	90.22	0.220	13:56:43.145
12 -	30.756	98.8	17.873	121.5	25.426	90.3	23.279	117.9	1:37.334	89.99	0.464	13:58:20.479
13 -	30.399	98.8	17.848	119.8	25.361	87.0	23.707	117.3	1:37.315	90.01	0.445	13:59:57.794

P2 16		Harvey CLARIDGE				Honda - City Lifting / SP125 Racing						
IDEAL LAP TIME : 1:37.247		BEST LAP TIME : 1:37.637				DIFFERENCE : 0.390						
LAP	SECTOR 1	SECTOR 2		SECTOR 3		SECTOR 4		LAP TIME	MPH	DIFF	TIME OF DAY	
1 -		98.6	18.110	122.4	26.305	83.7	23.697	118.5	1:44.910	83.49	7.273	13:40:25.713
2 -	30.996	99.1	17.924	122.0	26.230	84.6	23.415	118.3	1:38.565	88.87	0.928	13:42:04.278
3 -	30.805	99.7	17.764	122.4	26.132	89.4	23.343	121.7	1:38.044 (3)	89.34	0.407	13:43:42.322
4 -	30.865	100.4	17.843	121.5	25.847	87.1	23.395	120.9	1:37.950 (2)	89.43	0.313	13:45:20.272
5 -	30.881	100.6	18.069	123.3	25.842	87.4	23.339	121.5	1:38.131	89.26	0.494	13:46:58.403
6 -	30.950	98.8	18.089	119.6	25.880	89.8	23.253	118.9	1:38.172	89.22	0.535	13:48:36.575
7 -	30.470	100.4	17.787	120.2	25.760	90.4	23.620	116.1	1:37.637 (1)	89.71		13:50:14.212
8 -	30.839	100.4	17.822	121.5	26.169	89.8	23.262	119.8	1:38.092	89.30	0.455	13:51:52.304
9 -	30.633	99.7	18.319	120.0	25.823	89.5	23.379	117.9	1:38.154	89.24	0.517	13:53:30.458
10 -	30.700	99.8	18.028	120.0	25.826	90.6	23.549	117.5	1:38.103	89.29	0.466	13:55:08.561
11 -	30.995	98.8	18.060	120.2	26.033	85.5	23.655	117.1	1:38.743	88.71	1.106	13:56:47.304
12 -	31.185	97.8	18.166	118.7	26.359	83.9	23.739	116.7	1:39.449	88.08	1.812	13:58:26.753
13 -	31.254	97.9	18.056	119.8	26.416	88.3	23.813	115.7	1:39.539	88.00	1.902	14:00:06.292

P3 52		Evan BELFORD				Honda - City Lifting by RS Racing						
IDEAL LAP TIME : 1:39.072		BEST LAP TIME : 1:39.378				DIFFERENCE : 0.306						
LAP	SECTOR 1	SECTOR 2		SECTOR 3		SECTOR 4		LAP TIME	MPH	DIFF	TIME OF DAY	
1 -		99.8	18.126	125.4	26.321	83.8	23.781	121.5	1:45.362	83.14	5.984	13:40:26.165
2 -	31.207	100.6	18.092	123.5	26.402	84.6	23.881	120.0	1:39.582	87.96	0.204	13:42:05.747
3 -	31.301	99.8	18.088	122.9	26.542	83.5	23.952	119.4	1:39.883	87.70	0.505	13:43:45.630
4 -	31.385	100.0	18.087	122.4	26.424	85.8	23.655	120.2	1:39.551 (3)	87.99	0.173	13:45:25.181
5 -	31.508	100.1	18.351	122.0	26.547	86.2	23.897	118.1	1:40.303	87.33	0.925	13:47:05.484
6 -	31.141	100.3	18.083	121.7	26.448	87.3	23.829	119.4	1:39.501 (2)	88.03	0.123	13:48:44.985
7 -	31.410	98.9	18.222	120.9	26.804	85.8	23.668	120.2	1:40.104	87.50	0.726	13:50:25.089
8 -	31.343	100.9	17.955	121.7	26.654	84.6	23.670	118.5	1:39.622	87.93	0.244	13:52:04.711
9 -	31.559	99.1	18.177	122.9	26.517	87.7	23.848	117.7	1:40.101	87.51	0.723	13:53:44.812
10 -	31.335	99.8	18.080	121.3	26.414	86.7	23.962	118.1	1:39.791	87.78	0.413	13:55:24.603
11 -	31.262	99.8	18.088	121.1	26.499	87.0	24.004	118.1	1:39.853	87.72	0.475	13:57:04.456
12 -	31.214	99.8	18.084	121.7	26.619	85.3	23.878	118.5	1:39.795	87.77	0.417	13:58:44.251
13 -	31.203	99.2	18.021	121.7	26.394	88.7	23.760	119.4	1:39.378 (1)	88.14		14:00:23.629

Weather / Track : Cloudy / Dry

Brands Hatch GP
Circuit Length = 2.4332 miles
Start: 13:38 Flag 13:59 End: 14:03

MCRCB BULLETIN TK315

2020 Bennetts British Superbike Championship - Round 6

2020 Honda British Talent Cup

RACE 11 - SECTOR ANALYSIS



SECTOR 1 = FL to I1, SECTOR 2 = I1 to I2 SECTOR 3 = I2 to I3, SECTOR 4 = I3 to FL, DIFF = Difference To Personal Best Lap, P = Crossed Finish Line in Pit Lane, D = Time Disallowed

P4 37		Corey TINKER				Honda - Stauff Fluid Power Academy						
IDEAL LAP TIME : 1:38.909		BEST LAP TIME : 1:39.308				DIFFERENCE : 0.399						
LAP	SECTOR 1	SECTOR 2	SECTOR 3	SECTOR 4	LAP TIME	MPH	DIFF	TIME OF DAY				
1 -		99.1	18.180	123.8	26.313	85.7	23.730	120.4	1:45.475	83.05	6.167	13:40:26.278
2 -	31.226	99.8	18.119	123.1	26.344	82.6	23.885	118.7	1:39.574	87.97	0.266	13:42:05.852
3 -	31.307	99.7	18.125	122.6	26.452	84.2	24.080	117.7	1:39.964	87.62	0.656	13:43:45.816
4 -	31.292	100.0	18.173	121.7	26.028	85.7	23.938	115.7	1:39.431 (2)	88.09	0.123	13:45:25.247
5 -	31.385	96.8	18.496	118.9	26.535	85.5	23.914	118.5	1:40.330	87.31	1.022	13:47:05.577
6 -	31.174	99.2	18.132	121.3	26.339	85.5	23.826	119.1	1:39.471 (3)	88.06	0.163	13:48:45.048
7 -	31.616	97.3	18.122	120.4	26.433	87.2	23.756	115.5	1:39.927	87.66	0.619	13:50:24.975
8 -	31.240	97.2	18.281	119.1	26.426	87.8	23.903	114.7	1:39.850	87.73	0.542	13:52:04.825
9 -	31.418	96.6	18.251	117.9	26.630	89.8	23.762	116.3	1:40.061	87.54	0.753	13:53:44.886
10 -	31.381	98.8	18.105	122.2	26.252	90.1	24.055	116.3	1:39.793	87.78	0.485	13:55:24.679
11 -	31.310	99.5	18.202	120.2	26.359	87.2	24.033	116.9	1:39.904	87.68	0.596	13:57:04.583
12 -	31.181	99.2	18.334	119.8	26.134	88.1	24.146	116.9	1:39.795	87.77	0.487	13:58:44.378
13 -	31.237	98.5	17.977	122.6	26.161	89.8	23.933	114.7	1:39.308 (1)	88.20		14:00:23.686

P5 7		Jamie LYONS				Honda - Jamie Lyons Racing						
IDEAL LAP TIME : 1:39.647		BEST LAP TIME : 1:39.795				DIFFERENCE : 0.148						
LAP	SECTOR 1	SECTOR 2	SECTOR 3	SECTOR 4	LAP TIME	MPH	DIFF	TIME OF DAY				
1 -		98.2	18.750	119.4	26.510	82.9	24.235	117.5	1:47.853	81.21	8.058	13:40:28.656
2 -	31.616	97.6	18.477	120.2	26.324	85.8	24.103	116.7	1:40.520	87.14	0.725	13:42:09.176
3 -	31.793	97.2	18.529	120.0	26.322	84.8	24.201	117.1	1:40.845	86.86	1.050	13:43:50.021
4 -	31.848	97.6	18.526	120.0	26.229	82.6	24.174	115.7	1:40.777	86.92	0.982	13:45:30.798
5 -	31.795	97.9	18.498	119.4	26.170	85.9	24.144	116.9	1:40.607	87.06	0.812	13:47:11.405
6 -	31.597	98.3	18.485	119.1	26.157	86.4	24.165	116.3	1:40.404	87.24	0.609	13:48:51.809
7 -	31.726	97.1	18.522	118.7	26.179	84.8	24.042	116.5	1:40.469	87.18	0.674	13:50:32.278
8 -	31.522	97.8	18.409	118.9	25.980	88.6	24.123	116.3	1:40.034 (3)	87.56	0.239	13:52:12.312
9 -	31.726	97.6	18.514	119.6	26.113	87.6	24.041	116.7	1:40.394	87.25	0.599	13:53:52.706
10 -	31.532	97.6	18.428	119.1	26.130	86.0	24.307	115.9	1:40.397	87.25	0.602	13:55:33.103
11 -	31.636	97.6	18.492	118.7	26.063	86.8	24.108	116.7	1:40.299	87.33	0.504	13:57:13.402
12 -	31.422	98.2	18.473	119.6	26.071	87.8	24.013	117.3	1:39.979 (2)	87.61	0.184	13:58:53.381
13 -	31.512	98.2	18.336	119.1	26.038	85.9	23.909	116.5	1:39.795 (1)	87.77		14:00:33.176

P6 74		James COOK				Honda - Wilson Racing						
IDEAL LAP TIME : 1:39.234		BEST LAP TIME : 1:39.555				DIFFERENCE : 0.321						
LAP	SECTOR 1	SECTOR 2	SECTOR 3	SECTOR 4	LAP TIME	MPH	DIFF	TIME OF DAY				
1 -		98.6	18.451	122.2	27.123	79.7	24.095	120.4	1:49.899	79.70	10.344	13:40:30.702
2 -	31.991	98.6	18.400	123.1	26.925	82.0	23.904	122.4	1:41.220	86.54	1.665	13:42:11.922
3 -	31.681	99.2	18.156	122.9	26.715	79.7	23.924	121.1	1:40.476	87.18	0.921	13:43:52.398
4 -	31.449	100.3	18.215	123.3	26.838	79.9	24.283	119.4	1:40.785	86.91	1.230	13:45:33.183
5 -	31.359	99.5	18.253	123.5	26.731	82.4	24.156	116.7	1:40.499	87.16	0.944	13:47:13.682
6 -	31.290	98.3	18.192	120.6	26.273	86.1	24.017	117.1	1:39.772	87.79	0.217	13:48:53.454
7 -	31.667	96.4	18.296	120.6	26.392	84.8	23.980	117.1	1:40.335	87.30	0.780	13:50:33.789
8 -	31.917	98.1	18.125	120.6	26.348	87.6	24.138	116.7	1:40.528	87.13	0.973	13:52:14.317
9 -	31.454	98.5	18.255	120.0	26.514	85.5	23.919	116.9	1:40.142	87.47	0.587	13:53:54.459
10 -	31.355	98.9	18.049	121.1	26.325	84.7	23.826	117.7	1:39.555 (1)	87.98		13:55:34.014
11 -	31.359	96.9	18.079	121.7	26.387	87.0	23.771	118.7	1:39.596 (2)	87.95	0.041	13:57:13.610
12 -	31.356	98.2	18.426	117.9	26.301	84.7	23.752	119.8	1:39.835	87.74	0.280	13:58:53.445
13 -	31.609	98.1	18.190	120.4	26.339	87.3	23.622	118.7	1:39.760 (3)	87.80	0.205	14:00:33.205

Weather / Track : Cloudy / Dry

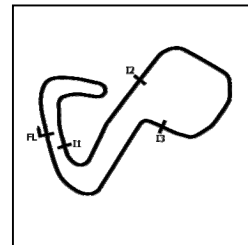
Brands Hatch GP
Circuit Length = 2.4332 miles
Start: 13:38 Flag 13:59 End: 14:03

MCRCB BULLETIN TK315

2020 Bennetts British Superbike Championship - Round 6

2020 Honda British Talent Cup

RACE 11 - SECTOR ANALYSIS



SECTOR 1 = FL to I1, SECTOR 2 = I1 to I2 SECTOR 3 = I2 to I3, SECTOR 4 = I3 to FL, DIFF = Difference To Personal Best Lap, P = Crossed Finish Line in Pit Lane, D = Time Disallowed

P7 75 Jonathan GARNESS		Honda - Microlise Cresswell Racing										
IDEAL LAP TIME : 1:39.530		BEST LAP TIME : 1:39.712				DIFFERENCE : 0.182						
LAP	SECTOR 1	SECTOR 2		SECTOR 3		SECTOR 4		LAP TIME	MPH	DIFF	TIME OF DAY	
1 -	97.3	18.553	125.2	26.907	79.4	24.714	118.1	1:48.978	80.38	9.266	13:40:29.781	
2 -	32.249 99.8	18.361	127.5	26.993	81.3	24.183	122.9	1:41.786	86.06	2.074	13:42:11.567	
3 -	31.729 100.0	18.247	126.8	26.748	82.6	23.878	123.8	1:40.602	87.07	0.890	13:43:52.169	
4 -	31.553 102.1	18.033	126.8	26.819	84.0	24.063	121.5	1:40.468	87.19	0.756	13:45:32.637	
5 -	31.758 99.8	18.199	124.9	26.821	84.6	24.359	119.1	1:41.137	86.61	1.425	13:47:13.774	
6 -	31.815 102.1	17.888	125.4	26.721	84.4	24.010	122.0	1:40.434	87.21	0.722	13:48:54.208	
7 -	31.918 100.0	17.864	125.9	26.749	84.4	24.054	117.9	1:40.585	87.08	0.873	13:50:34.793	
8 -	31.702 101.3	17.964	124.2	27.486	83.0	23.826	123.3	1:40.978	86.75	1.266	13:52:15.771	
9 -	31.971 101.8	17.932	125.2	26.862	84.3	23.896	124.0	1:40.661	87.02	0.949	13:53:56.432	
10 -	31.529 101.5	17.987	126.6	26.504	83.5	23.692	124.0	1:39.712 (1)	87.85		13:55:36.144	
11 -	31.603 100.9	18.004	125.4	26.637	83.6	23.992	121.7	1:40.236	87.39	0.524	13:57:16.380	
12 -	31.635 102.4	17.913	126.1	26.552	85.4	23.860	122.4	1:39.960 (3)	87.63	0.248	13:58:56.340	
13 -	31.580 100.7	17.967	126.3	26.445	84.8	23.800	121.7	1:39.792 (2)	87.78	0.080	14:00:36.132	

P8 4 Sullivan MOUNSEY		Honda - Lloyd & Jones PR Racing										
IDEAL LAP TIME : 1:39.536		BEST LAP TIME : 1:39.729				DIFFERENCE : 0.193						
LAP	SECTOR 1	SECTOR 2		SECTOR 3		SECTOR 4		LAP TIME	MPH	DIFF	TIME OF DAY	
1 -	91.3	18.614	114.9	27.029	79.9	23.907	120.4	1:49.222	80.20	9.493	13:40:30.025	
2 -	32.423 99.4	18.474	122.4	26.888	81.5	24.020	121.5	1:41.805	86.04	2.076	13:42:11.830	
3 -	32.071 100.0	18.082	123.3	27.388	78.3	24.150	121.5	1:41.691	86.14	1.962	13:43:53.521	
4 -	31.455 100.0	17.989	123.8	26.550	78.4	24.015	119.1	1:40.009 (2)	87.59	0.280	13:45:33.530	
5 -	31.647 101.0	18.163	124.0	26.691	80.1	23.961	118.7	1:40.462	87.19	0.733	13:47:13.992	
6 -	31.691 101.9	18.045	123.1	26.639	82.2	23.969	121.1	1:40.344	87.29	0.615	13:48:54.336	
7 -	31.370 97.8	18.347	122.9	26.833	80.4	23.835	119.8	1:40.385	87.26	0.656	13:50:34.721	
8 -	31.633 100.0	18.159	122.0	27.029	80.3	23.834	120.2	1:40.655	87.02	0.926	13:52:15.376	
9 -	31.751 99.2	18.215	122.0	26.669	80.5	23.806	119.6	1:40.441	87.21	0.712	13:53:55.817	
10 -	31.452 99.5	18.118	122.4	26.767	78.8	24.042	119.4	1:40.379	87.26	0.650	13:55:36.196	
11 -	31.608 101.2	18.035	122.0	26.823	76.5	23.812	119.8	1:40.278	87.35	0.549	13:57:16.474	
12 -	31.340 99.7	18.168	122.0	26.752	82.4	23.778	122.0	1:40.038 (3)	87.56	0.309	13:58:56.512	
13 -	31.533 100.7	17.928	122.6	26.547	82.6	23.721	120.2	1:39.729 (1)	87.83		14:00:36.241	

P9 46 Elliott DUFTON		Honda - D&D Racing										
IDEAL LAP TIME : 1:39.267		BEST LAP TIME : 1:39.389				DIFFERENCE : 0.122						
LAP	SECTOR 1	SECTOR 2		SECTOR 3		SECTOR 4		LAP TIME	MPH	DIFF	TIME OF DAY	
1 -	96.4	18.815	120.4	26.771	82.0	24.668	116.7	1:48.922	80.42	9.533	13:40:29.725	
2 -	31.737 99.7	18.547	119.4	27.045	82.5	24.297	118.7	1:41.626	86.19	2.237	13:42:11.351	
3 -	31.574 98.6	18.484	120.2	26.538	82.8	24.267	118.1	1:40.863	86.84	1.474	13:43:52.214	
4 -	32.007 100.3	18.328	121.1	26.707	78.9	24.227	120.6	1:41.269	86.50	1.880	13:45:33.483	
5 -	31.708 100.9	18.441	122.2	26.773	77.5	24.019	120.4	1:40.941	86.78	1.552	13:47:14.424	
6 -	31.805 100.0	18.287	121.5	26.379	79.8	24.132	120.0	1:40.603	87.07	1.214	13:48:55.027	
7 -	31.396 99.1	18.271	119.8	26.775	82.4	23.991	118.9	1:40.433	87.22	1.044	13:50:35.460	
8 -	31.503 98.6	18.255	122.0	26.958	81.5	24.085	119.1	1:40.801	86.90	1.412	13:52:16.261	
9 -	31.647 100.6	18.212	120.9	26.577	81.6	24.048	119.8	1:40.484	87.17	1.095	13:53:56.745	
10 -	31.523 98.6	18.403	120.2	26.387	82.6	23.935	119.8	1:40.248 (3)	87.38	0.859	13:55:36.993	
11 -	31.381 100.7	18.312	121.5	26.609	79.6	24.019	119.8	1:40.321	87.31	0.932	13:57:17.314	
12 -	31.836 100.1	18.272	120.6	26.147	83.4	23.781	119.8	1:40.036 (2)	87.56	0.647	13:58:57.350	
13 -	31.127 100.1	18.284	120.6	26.187	85.4	23.791	119.4	1:39.389 (1)	88.13		14:00:36.739	

Weather / Track : Cloudy / Dry

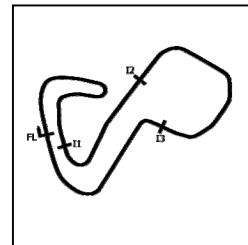
Brands Hatch GP
Circuit Length = 2.4332 miles
Start: 13:38 Flag 13:59 End: 14:03

MCRCB BULLETIN TK315

2020 Bennetts British Superbike Championship - Round 6

2020 Honda British Talent Cup

RACE 11 - SECTOR ANALYSIS



SECTOR 1 = FL to I1, SECTOR 2 = I1 to I2 SECTOR 3 = I2 to I3, SECTOR 4 = I3 to FL, DIFF = Difference To Personal Best Lap, P = Crossed Finish Line in Pit Lane, D = Time Disallowed

P10 43		Ryan HITCHCOCK						Honda - Wilson Racing				
IDEAL LAP TIME : 1:39.536		BEST LAP TIME : 1:39.938				DIFFERENCE : 0.402						
LAP	SECTOR 1	SECTOR 2		SECTOR 3		SECTOR 4		LAP TIME	MPH	DIFF	TIME OF DAY	
1 -		95.7	18.628	122.0	26.674	78.4	24.312	115.5	1:49.174	80.23	9.236	13:40:29.977
2 -	32.422	97.3	18.490	122.4	26.764	82.7	24.106	122.2	1:41.782	86.06	1.844	13:42:11.759
3 -	31.944	98.1	18.239	121.5	26.697	80.2	23.927	122.2	1:40.807	86.89	0.869	13:43:52.566
4 -	31.801	94.7	18.367	121.3	26.391	81.0	24.221	121.5	1:40.780	86.92	0.842	13:45:33.346
5 -	31.701	98.1	18.276	120.6	26.926	79.6	23.875	121.5	1:40.778	86.92	0.840	13:47:14.124
6 -	32.232	95.1	18.368	120.4	26.115	81.0	23.877	119.6	1:40.592	87.08	0.654	13:48:54.716
7 -	31.849	89.9	18.252	120.2	26.452	83.8	23.823	120.0	1:40.376 (3)	87.27	0.438	13:50:35.092
8 -	31.731	98.5	18.302	120.9	26.559	81.0	23.963	121.3	1:40.555	87.11	0.617	13:52:15.647
9 -	31.613	98.9	18.248	120.0	26.662	81.0	24.208	121.1	1:40.731	86.96	0.793	13:53:56.378
10 -	32.040	97.9	18.368	120.9	26.411	81.6	23.817	122.0	1:40.636	87.04	0.698	13:55:37.014
11 -	31.495	97.3	18.165	121.5	26.517	79.2	23.761	122.2	1:39.938 (1)	87.65		13:57:16.952
12 -	31.513	99.7	18.180	122.0	26.647	81.5	23.774	120.9	1:40.114 (2)	87.49	0.176	13:58:57.066
13 -	31.647	96.6	18.545	121.5	26.407	83.2	24.064	119.6	1:40.663	87.02	0.725	14:00:37.729

P11 15		Harrison CROSBY						Honda - Banks Racing				
IDEAL LAP TIME : 1:39.746		BEST LAP TIME : 1:40.106				DIFFERENCE : 0.360						
LAP	SECTOR 1	SECTOR 2		SECTOR 3		SECTOR 4		LAP TIME	MPH	DIFF	TIME OF DAY	
1 -		94.3	18.620	122.9	27.056	80.2	24.465	120.9	1:50.013	79.62	9.907	13:40:30.816
2 -	32.176	94.5	18.344	124.5	26.867	79.1	24.421	120.2	1:41.808	86.04	1.702	13:42:12.624
3 -	31.897	98.5	18.304	124.0	26.709	80.8	24.191	121.5	1:41.101	86.64	0.995	13:43:53.725
4 -	31.531	97.9	18.169	123.8	26.493	79.7	24.095	120.2	1:40.288	87.34	0.182	13:45:34.013
5 -	31.680	97.9	18.131	125.2	26.673	77.8	23.975	123.1	1:40.459	87.19	0.353	13:47:14.472
6 -	31.949	98.3	18.461	124.7	26.355	80.8	23.933	121.7	1:40.698	86.99	0.592	13:48:55.170
7 -	31.570	96.1	18.299	125.2	26.625	79.6	23.861	122.2	1:40.355	87.28	0.249	13:50:35.525
8 -	31.603	98.2	18.127	123.1	26.788	82.4	23.915	120.9	1:40.433	87.22	0.327	13:52:15.958
9 -	31.594	99.4	18.042	124.5	26.595	84.2	23.982	118.5	1:40.213 (3)	87.41	0.107	13:53:56.171
10 -	31.708	97.5	18.308	122.2	26.591	81.0	23.943	119.4	1:40.550	87.11	0.444	13:55:36.721
11 -	31.530	98.1	18.214	123.1	26.584	79.3	23.819	120.0	1:40.147 (2)	87.46	0.041	13:57:16.868
12 -	31.725	98.6	18.074	124.9	26.446	81.5	23.861	119.8	1:40.106 (1)	87.50		13:58:56.974
13 -	31.624	96.5	18.631	123.3	26.419	87.2	24.143	117.9	1:40.817	86.88	0.711	14:00:37.791

P12 11		Rossi DOBSON						Honda - Rossi Dobson				
IDEAL LAP TIME : 1:39.159		BEST LAP TIME : 1:39.159				DIFFERENCE : 0.000						
LAP	SECTOR 1	SECTOR 2		SECTOR 3		SECTOR 4		LAP TIME	MPH	DIFF	TIME OF DAY	
1 -		97.3	18.446	122.6	26.676	80.9	24.530	119.6	1:49.090	80.29	9.931	13:40:29.893
2 -	32.048	99.2	18.211	120.9	26.728	87.3	24.130	117.5	1:41.117	86.63	1.958	13:42:11.010
3 -	31.639	98.3	18.208	120.2	26.437	85.7	24.232	117.3	1:40.516	87.14	1.357	13:43:51.526
4 -	31.917	98.2	18.311	119.8	26.973	82.3	24.412	117.9	1:41.613	86.20	2.454	13:45:33.139
5 -	31.723	99.2	18.135	122.0	26.731	83.1	24.316	117.5	1:40.905	86.81	1.746	13:47:14.044
6 -	32.040	99.5	18.283	120.6	26.218	83.1	24.105	118.7	1:40.646	87.03	1.487	13:48:54.690
7 -	32.013	91.6	18.526	120.0	26.546	79.0	24.054	119.8	1:41.139	86.61	1.980	13:50:35.829
8 -	31.534	98.6	18.188	122.4	26.758	79.6	24.113	119.1	1:40.593	87.08	1.434	13:52:16.422
9 -	31.696	97.9	18.222	119.8	26.522	84.3	24.169	120.0	1:40.609	87.06	1.450	13:53:57.031
10 -	31.540	98.5	18.401	120.2	26.433	82.2	23.808	121.3	1:40.182 (2)	87.43	1.023	13:55:37.213
11 -	32.912	97.6	18.282	120.2	26.247	85.2	23.758	119.4	1:41.199	86.56	2.040	13:57:18.412
12 -	31.315	100.3	18.086	119.8	26.022	84.4	23.736	119.6	1:39.159 (1)	88.34		13:58:57.571
13 -	31.417	98.3	18.386	122.0	26.641	82.8	23.817	119.6	1:40.261 (3)	87.37	1.102	14:00:37.832

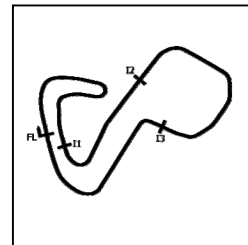
Weather / Track : Cloudy / Dry

MCRCB BULLETIN TK315

2020 Bennetts British Superbike Championship - Round 6

2020 Honda British Talent Cup

RACE 11 - SECTOR ANALYSIS



SECTOR 1 = FL to I1, SECTOR 2 = I1 to I2 SECTOR 3 = I2 to I3, SECTOR 4 = I3 to FL, DIFF = Difference To Personal Best Lap, P = Crossed Finish Line in Pit Lane, D = Time Disallowed

P13 48		Ollie WALKER				Honda - Moto Rapido / SP125 Racing						
IDEAL LAP TIME : 1:39.861		BEST LAP TIME : 1:40.007				DIFFERENCE : 0.146						
LAP	SECTOR 1	SECTOR 2		SECTOR 3		SECTOR 4		LAP TIME	MPH	DIFF	TIME OF DAY	
1 -		89.5	20.697	117.5	27.917	79.7	24.736	119.4	1:55.033	76.15	15.026	13:40:35.836
2 -	32.153	96.9	18.450	122.6	26.988	78.6	24.373	118.9	1:41.964	85.91	1.957	13:42:17.800
3 -	31.967	97.3	18.500	122.2	26.785	79.6	24.167	118.3	1:41.419	86.37	1.412	13:43:59.219
4 -	31.961	97.1	18.485	121.3	26.530	81.0	24.027	118.9	1:41.003	86.72	0.996	13:45:40.222
5 -	31.838	97.3	18.299	122.9	26.361	83.1	24.010	118.1	1:40.508	87.15	0.501	13:47:20.730
6 -	31.753	98.1	18.278	121.5	26.587	82.2	24.044	119.6	1:40.662	87.02	0.655	13:49:01.392
7 -	31.659	97.1	18.387	122.0	26.690	83.9	23.981	118.9	1:40.717	86.97	0.710	13:50:42.109
8 -	31.604	98.3	18.220	123.5	26.484	81.7	23.824	123.1	1:40.132 (2)	87.48	0.125	13:52:22.241
9 -	32.125	98.1	18.523	120.4	26.751	79.1	24.214	118.7	1:41.613	86.20	1.606	13:54:03.854
10 -	31.461	98.3	18.251	121.3	26.369	83.5	23.926	117.9	1:40.007 (1)	87.59		13:55:43.861
11 -	31.563	96.6	18.332	120.2	26.483	84.0	23.952	118.7	1:40.330	87.31	0.323	13:57:24.191
12 -	31.456	98.5	18.261	121.1	26.413	85.0	24.010	118.3	1:40.140 (3)	87.47	0.133	13:59:04.331
13 -	31.555	97.5	18.260	120.9	26.487	83.9	24.020	117.5	1:40.322	87.31	0.315	14:00:44.653

P14 5		Mason Cade JOHNSON				Honda - Johnson Racing						
IDEAL LAP TIME : 1:40.145		BEST LAP TIME : 1:40.498				DIFFERENCE : 0.353						
LAP	SECTOR 1	SECTOR 2		SECTOR 3		SECTOR 4		LAP TIME	MPH	DIFF	TIME OF DAY	
1 -		94.6	18.608	123.3	27.099	83.1	24.434	119.8	1:50.557	79.23	10.059	13:40:31.360
2 -	32.034	97.3	18.197	122.4	26.832	81.7	24.281	118.1	1:41.344	86.43	0.846	13:42:12.704
3 -	32.005	97.3	18.277	123.1	26.892	82.9	23.982	122.4	1:41.156	86.59	0.658	13:43:53.860
4 -	31.916	98.8	18.276	122.4	26.640	83.7	24.054	119.1	1:40.886 (3)	86.82	0.388	13:45:34.746
5 -	32.405	96.0	18.517	116.9	26.648	84.5	23.909	118.5	1:41.479	86.32	0.981	13:47:16.225
6 -	32.123	95.0	18.668	116.5	26.797	84.8	24.134	117.7	1:41.722	86.11	1.224	13:48:57.947
7 -	32.335	92.9	18.689	117.9	26.918	85.5	24.192	117.9	1:42.134	85.76	1.636	13:50:40.081
8 -	32.171	95.7	18.407	120.6	27.161	82.2	24.357	118.5	1:42.096	85.80	1.598	13:52:22.177
9 -	32.343	96.4	18.510	117.7	26.882	83.1	24.432	120.2	1:42.167	85.74	1.669	13:54:04.344
10 -	31.773	96.9	18.442	122.0	26.783	88.1	24.243	118.1	1:41.241	86.52	0.743	13:55:45.585
11 -	31.745	98.5	18.218	122.2	26.837	81.9	24.388	116.7	1:41.188	86.56	0.690	13:57:26.773
12 -	31.793	98.9	18.194	121.3	26.494	86.9	24.175	117.9	1:40.656 (2)	87.02	0.158	13:59:07.429
13 -	31.548	97.8	18.197	120.2	26.744	87.1	24.009	117.7	1:40.498 (1)	87.16		14:00:47.927

P15 66		Annabel THOMAS				Honda - Microlise Cresswell Racing						
IDEAL LAP TIME : 1:40.347		BEST LAP TIME : 1:40.646				DIFFERENCE : 0.299						
LAP	SECTOR 1	SECTOR 2		SECTOR 3		SECTOR 4		LAP TIME	MPH	DIFF	TIME OF DAY	
1 -		96.9	18.656	123.5	26.832	81.0	24.423	119.1	1:51.174	78.79	10.528	13:40:31.977
2 -	31.887	97.6	18.395	123.3	26.731	80.0	24.379	119.1	1:41.392	86.39	0.746	13:42:13.369
3 -	32.013	95.0	18.413	122.9	26.669	80.9	24.250	118.3	1:41.345	86.43	0.699	13:43:54.714
4 -	31.614	97.9	18.489	120.4	26.313	84.8	24.230	118.1	1:40.646 (1)	87.03		13:45:35.360
5 -	31.688	97.8	18.483	119.6	26.390	86.4	24.411	119.1	1:40.972 (2)	86.75	0.326	13:47:16.332
6 -	31.957	97.2	18.617	117.5	26.632	84.9	24.468	117.3	1:41.674	86.15	1.028	13:48:58.006
7 -	31.934	96.0	18.922	118.1	26.612	86.1	24.480	116.1	1:41.948	85.92	1.302	13:50:39.954
8 -	32.039	96.5	18.616	117.3	26.720	84.8	24.685	118.7	1:42.060	85.83	1.414	13:52:22.014
9 -	32.365	97.8	18.527	119.6	26.497	84.4	24.766	117.3	1:42.155	85.75	1.509	13:54:04.169
10 -	31.803	97.3	18.445	119.8	26.464	87.6	24.418	116.7	1:41.130	86.61	0.484	13:55:45.299
11 -	31.677	96.6	18.434	118.5	26.278	86.8	24.616	114.9	1:41.005 (3)	86.72	0.359	13:57:26.304
12 -	31.687	96.9	18.533	118.9	26.489	87.0	24.347	117.5	1:41.056	86.68	0.410	13:59:07.360
13 -	32.152	96.9	18.501	119.8	26.388	85.2	24.060	116.3	1:41.101	86.64	0.455	14:00:48.461

Weather / Track : Cloudy / Dry

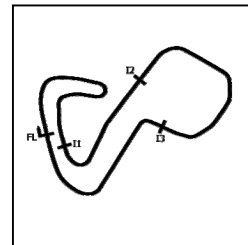
Brands Hatch GP
Circuit Length = 2.4332 miles
Start: 13:38 Flag 13:59 End: 14:03

MCRCB BULLETIN TK315

2020 Bennetts British Superbike Championship - Round 6

2020 Honda British Talent Cup

RACE 11 - SECTOR ANALYSIS



SECTOR 1 = FL to I1, SECTOR 2 = I1 to I2 SECTOR 3 = I2 to I3, SECTOR 4 = I3 to FL, DIFF = Difference To Personal Best Lap, P = Crossed Finish Line in Pit Lane, D = Time Disallowed

P16 29		Lucas BROWN					Honda - Amphibian Scaffolding / SP125 Racing					
IDEAL LAP TIME : 1:40.431		BEST LAP TIME : 1:40.816					DIFFERENCE : 0.385					
LAP	SECTOR 1	SECTOR 2		SECTOR 3		SECTOR 4		LAP TIME	MPH	DIFF	TIME OF DAY	
1 -		94.9	18.481	120.0	27.497	78.9	24.509	119.4	1:50.640	79.17	9.824	13:40:31.443
2 -	32.110	93.8	18.365	122.4	26.958	81.1	24.045	120.0	1:41.478	86.32	0.662	13:42:12.921
3 -	32.303	97.2	18.326	122.2	26.790	81.1	23.916	119.8	1:41.335	86.44	0.519	13:43:54.256
4 -	32.051	97.5	18.606	119.4	26.872	79.1	24.097	118.3	1:41.626	86.19	0.810	13:45:35.882
5 -	31.652	98.5	18.207	116.3	26.963	80.7	23.994	118.7	1:40.816 (1)	86.88		13:47:16.698
6 -	31.757	94.1	18.575	117.5	27.000	83.5	24.349	117.7	1:41.681	86.15	0.865	13:48:58.379
7 -	32.290	95.4	18.465	114.5	26.971	83.7	24.051	120.0	1:41.777	86.06	0.961	13:50:40.156
8 -	31.896	97.5	18.545	117.7	27.048	82.3	24.291	116.3	1:41.780	86.06	0.964	13:52:21.936
9 -	31.964	96.4	18.380	119.4	27.114	79.7	24.622	118.7	1:42.080	85.81	1.264	13:54:04.016
10 -	32.031	96.6	18.530	116.9	27.067	84.5	24.252	115.3	1:41.880	85.98	1.064	13:55:45.896
11 -	31.676	96.6	18.350	120.2	26.762	80.7	24.161	118.5	1:40.949 (3)	86.77	0.133	13:57:26.845
12 -	31.970	97.6	18.721	117.9	26.932	85.2	24.140	117.1	1:41.763	86.08	0.947	13:59:08.608
13 -	31.736	96.2	18.421	120.0	26.656	81.7	24.024	115.3	1:40.837 (2)	86.87	0.021	14:00:49.445

P17 96		Rossi BANHAM					Honda - MJL Racing					
IDEAL LAP TIME : 1:41.663		BEST LAP TIME : 1:41.812					DIFFERENCE : 0.149					
LAP	SECTOR 1	SECTOR 2		SECTOR 3		SECTOR 4		LAP TIME	MPH	DIFF	TIME OF DAY	
1 -		90.5	18.947	119.4	27.276	82.7	24.406	117.9	1:51.605	78.48	9.793	13:40:32.408
2 -	32.217	93.8	18.512	119.6	26.822	85.3	24.261	117.7	1:41.812 (1)	86.03		13:42:14.220
3 -	32.106	94.1	18.609	119.1	26.833	85.5	24.423	116.9	1:41.971 (2)	85.90	0.159	13:43:56.191
4 -	32.255	93.7	18.688	118.7	26.914	82.5	24.478	116.3	1:42.335	85.59	0.523	13:45:38.526
5 -	32.323	94.2	18.653	118.3	26.846	85.9	24.444	115.3	1:42.266	85.65	0.454	13:47:20.792
6 -	32.254	95.0	18.553	117.9	27.001	83.7	24.223	115.1	1:42.031 (3)	85.85	0.219	13:49:02.823
7 -	32.399	93.3	18.791	117.3	26.924	84.0	24.272	112.9	1:42.386	85.55	0.574	13:50:45.209
8 -	32.136	94.7	18.668	117.5	27.003	85.3	24.311	115.1	1:42.118	85.78	0.306	13:52:27.327
9 -	32.279	93.4	18.558	118.5	26.943	83.6	24.290	115.9	1:42.070	85.82	0.258	13:54:09.397
10 -	32.241	94.9	18.654	117.7	26.915	88.0	24.506	114.9	1:42.316	85.61	0.504	13:55:51.713
11 -	32.453	92.6	18.679	116.3	27.111	83.4	24.264	114.9	1:42.507	85.45	0.695	13:57:34.220
12 -	32.392	96.1	18.659	117.1	26.898	82.3	24.343	115.1	1:42.292	85.63	0.480	13:59:16.512
13 -	32.264	94.6	18.562	117.3	27.315	82.7	24.413	113.5	1:42.554	85.41	0.742	14:00:59.066

P18 57		Josh HIATT					Honda - Wilson Racing					
IDEAL LAP TIME : 1:42.583		BEST LAP TIME : 1:42.775					DIFFERENCE : 0.192					
LAP	SECTOR 1	SECTOR 2		SECTOR 3		SECTOR 4		LAP TIME	MPH	DIFF	TIME OF DAY	
1 -		90.1	19.791	118.1	28.115	85.0	24.636	115.9	1:54.127	76.75	11.352	13:40:34.930
2 -	32.651	95.5	18.947	116.1	27.150	79.4	24.670	115.9	1:43.418	84.70	0.643	13:42:18.348
3 -	32.302	96.1	18.943	116.9	26.958	84.2	24.572	114.9	1:42.775 (1)	85.23		13:44:01.123
4 -	32.428	95.7	18.903	116.5	27.010	83.7	24.526	114.1	1:42.867 (3)	85.15	0.092	13:45:43.990
5 -	32.418	94.9	18.915	116.7	26.953	84.6	24.512	114.5	1:42.798 (2)	85.21	0.023	13:47:26.788
6 -	32.301	96.1	19.035	116.1	26.987	85.8	24.618	114.5	1:42.941	85.09	0.166	13:49:09.729
7 -	32.734	93.7	18.941	115.5	27.739	82.2	24.562	113.9	1:43.976	84.24	1.201	13:50:53.705
8 -	32.659	95.1	18.886	116.1	27.201	85.0	24.592	114.1	1:43.338	84.76	0.563	13:52:37.043
9 -	32.503	95.4	18.899	116.3	26.994	83.9	24.749	113.7	1:43.145	84.92	0.370	13:54:20.188
10 -	32.419	95.5	18.924	115.9	27.369	84.5	24.727	112.0	1:43.439	84.68	0.664	13:56:03.627
11 -	32.487	95.4	18.819	115.7	27.173	82.8	24.621	113.7	1:43.100	84.96	0.325	13:57:46.727
12 -	32.460	95.4	18.823	115.7	27.177	82.3	24.566	114.5	1:43.026	85.02	0.251	13:59:29.753
13 -	32.299	94.7	18.919	115.9	27.183	84.0	24.591	113.7	1:42.992	85.05	0.217	14:01:12.745

Weather / Track : Cloudy / Dry

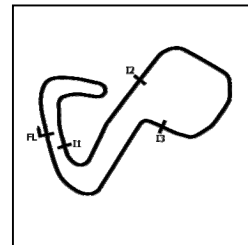
Brands Hatch GP
Circuit Length = 2.4332 miles
Start: 13:38 Flag 13:59 End: 14:03

MCRCB BULLETIN TK315

2020 Bennetts British Superbike Championship - Round 6

2020 Honda British Talent Cup

RACE 11 - SECTOR ANALYSIS



SECTOR 1 = FL to I1, SECTOR 2 = I1 to I2 SECTOR 3 = I2 to I3, SECTOR 4 = I3 to FL, DIFF = Difference To Personal Best Lap, P = Crossed Finish Line in Pit Lane, D = Time Disallowed

P19 44		Lucas HILL				Honda - Ashcourt Racing						
IDEAL LAP TIME : 1:44.075		BEST LAP TIME : 1:44.875				DIFFERENCE : 0.800						
LAP	SECTOR 1	SECTOR 2		SECTOR 3		SECTOR 4		LAP TIME	MPH	DIFF	TIME OF DAY	
1 -		86.9	19.481	121.3	28.525	77.2	25.200	117.3	1:54.960	76.19	10.085	13:40:35.763
2 -	33.439	94.7	18.962	120.9	28.680	72.5	25.206	115.5	1:46.287	82.41	1.412	13:42:22.050
3 -	34.389	91.9	18.876	121.7	28.295	76.5	25.191	115.7	1:46.751	82.05	1.876	13:44:08.801
4 -	33.885	97.6	18.803	119.8	28.208	77.7	25.386	114.7	1:46.282	82.42	1.407	13:45:55.083
5 -	33.781	96.0	18.889	120.0	28.564	74.8	25.142	116.3	1:46.376	82.34	1.501	13:47:41.459
6 -	33.818	92.4	18.770	119.6	28.335	77.6	25.295	115.7	1:46.218	82.47	1.343	13:49:27.677
7 -	33.277	93.5	18.679	112.9	28.143	78.5	25.056	115.1	1:45.155	83.30	0.280	13:51:12.832
8 -	33.490	98.5	18.924	120.4	28.021	77.4	25.016	114.7	1:45.451	83.07	0.576	13:52:58.283
9 -	33.312	96.9	18.605	120.2	28.191	76.2	24.882	115.3	1:44.990 (3)	83.43	0.115	13:54:43.273
10 -	33.138	96.0	19.086	118.1	28.213	73.8	25.183	115.3	1:45.620	82.93	0.745	13:56:28.893
11 -	33.435	95.4	18.734	120.0	28.170	78.0	24.650	117.1	1:44.989 (2)	83.43	0.114	13:58:13.882
12 -	32.799	96.1	18.779	118.5	28.054	77.4	25.243	115.9	1:44.875 (1)	83.52		13:59:58.757

P20 69		Gary SCOTT				Honda - Scott Racing						
IDEAL LAP TIME : 1:44.349		BEST LAP TIME : 1:44.715				DIFFERENCE : 0.366						
LAP	SECTOR 1	SECTOR 2		SECTOR 3		SECTOR 4		LAP TIME	MPH	DIFF	TIME OF DAY	
1 -		97.9	19.185	117.7	28.542	78.2	25.551	116.3	1:55.553	75.80	10.838	13:40:36.356
2 -	33.343	99.5	18.943	119.4	28.413	75.1	25.479	116.3	1:46.178	82.50	1.463	13:42:22.534
3 -	33.717	97.8	18.940	117.9	28.228	78.5	25.274	115.3	1:46.159	82.51	1.444	13:44:08.693
4 -	33.447	97.9	19.040	116.5	28.327	81.2	25.465	114.5	1:46.279	82.42	1.564	13:45:54.972
5 -	34.290	98.9	18.763	116.7	28.455	75.7	25.313	115.9	1:46.821	82.00	2.106	13:47:41.793
6 -	33.379	97.9	18.792	116.7	28.231	79.7	25.258	115.5	1:45.660	82.90	0.945	13:49:27.453
7 -	33.350	97.1	18.780	115.7	27.933	80.7	25.134	114.7	1:45.197 (2)	83.27	0.482	13:51:12.650
8 -	33.214	97.8	18.889	115.1	28.295	80.1	25.276	114.5	1:45.674	82.89	0.959	13:52:58.324
9 -	33.136	97.5	18.836	115.9	28.318	78.4	24.944	116.3	1:45.234	83.24	0.519	13:54:43.558
10 -	33.265	99.4	18.755	119.4	28.227	74.4	25.205	117.3	1:45.452	83.06	0.737	13:56:29.010
11 -	33.169	96.6	18.672	116.1	27.894	81.8	24.980	115.1	1:44.715 (1)	83.65		13:58:13.725
12 -	32.839	96.9	19.062	115.1	28.083	76.6	25.233	115.3	1:45.217 (3)	83.25	0.502	13:59:58.942

P21 65		Alexander ROWAN				Honda - Alexander Rowan Racing						
IDEAL LAP TIME : 1:45.170		BEST LAP TIME : 1:45.447				DIFFERENCE : 0.277						
LAP	SECTOR 1	SECTOR 2		SECTOR 3		SECTOR 4		LAP TIME	MPH	DIFF	TIME OF DAY	
1 -		84.4	19.465	122.4	29.582	78.0	25.409	120.6	1:57.366	74.63	11.919	13:40:38.169
2 -	34.404	93.8	19.107	124.7	28.568	76.0	25.416	120.4	1:47.495	81.49	2.048	13:42:25.664
3 -	34.245	93.9	19.174	123.5	28.621	78.1	25.373	119.4	1:47.413	81.55	1.966	13:44:13.077
4 -	34.189	92.4	19.114	123.1	28.701	77.0	25.169	118.7	1:47.173	81.73	1.726	13:46:00.250
5 -	33.981	97.3	18.836	122.9	28.542	80.2	25.087	119.1	1:46.446	82.29	0.999	13:47:46.696
6 -	33.869	96.0	18.881	123.1	28.589	80.2	25.190	119.1	1:46.529	82.22	1.082	13:49:33.225
7 -	33.566	97.1	18.841	122.9	28.400	79.2	24.937	120.0	1:45.744 (2)	82.84	0.297	13:51:18.969
8 -	33.695	97.1	18.818	122.6	28.986	77.5	25.112	118.7	1:46.611	82.16	1.164	13:53:05.580
9 -	33.592	94.5	18.898	123.1	28.582	79.7	25.169	119.1	1:46.241 (3)	82.45	0.794	13:54:51.821
10 -	33.648	95.3	18.978	122.2	28.719	79.2	25.451	118.9	1:46.796	82.02	1.349	13:56:38.617
11 -	33.638	93.5	19.133	122.6	28.529	81.0	25.094	119.8	1:46.394	82.33	0.947	13:58:25.011
12 -	33.288	96.0	18.741	124.0	28.204	82.7	25.214	119.1	1:45.447 (1)	83.07		14:00:10.458

Weather / Track : Cloudy / Dry

Brands Hatch GP
Circuit Length = 2.4332 miles
Start: 13:38 Flag 13:59 End: 14:03

MCRCB BULLETIN TK315

2020 Bennetts British Superbike Championship - Round 6

2020 Honda British Talent Cup

RACE 11 - SECTOR ANALYSIS



SECTOR 1 = FL to I1, SECTOR 2 = I1 to I2 SECTOR 3 = I2 to I3, SECTOR 4 = I3 to FL, DIFF = Difference To Personal Best Lap, P = Crossed Finish Line in Pit Lane, D = Time Disallowed

P22 27		Calum BEACH				Honda - Calum Beach Racing / SP125 Racing						
IDEAL LAP TIME : 1:46.017		BEST LAP TIME : 1:46.261				DIFFERENCE : 0.244						
LAP	SECTOR 1	SECTOR 2		SECTOR 3		SECTOR 4		LAP TIME	MPH	DIFF	TIME OF DAY	
1 -		85.3	19.471	120.0	28.711	74.4	25.709	116.9	1:56.677	75.07	10.416	13:40:37.480
2 -	34.173	92.8	19.491	118.5	28.501	75.3	25.709	115.3	1:47.874	81.20	1.613	13:42:25.354
3 -	34.300	93.4	19.567	118.1	28.792	71.2	25.198	117.9	1:47.857	81.21	1.596	13:44:13.211
4 -	34.229	94.6	19.243	120.4	28.598	74.8	25.129	117.1	1:47.199	81.71	0.938	13:46:00.410
5 -	34.200	94.3	19.308	117.7	28.419	74.5	25.315	115.3	1:47.242	81.68	0.981	13:47:47.652
6 -	33.570	92.8	19.283	117.7	28.379	71.3	25.287	114.7	1:46.519 (2)	82.23	0.258	13:49:34.171
7 -	33.522	94.6	19.082	117.5	28.284	72.7	25.373	114.5	1:46.261 (1)	82.43		13:51:20.432
8 -	33.791	94.9	19.272	117.1	28.384	75.2	25.337	114.3	1:46.784 (3)	82.03	0.523	13:53:07.216
9 -	33.867	93.0	19.518	117.1	28.341	72.4	25.418	114.3	1:47.144	81.75	0.883	13:54:54.360
10 -	33.718	94.7	19.312	116.9	28.406	72.6	25.380	113.5	1:46.816	82.00	0.555	13:56:41.176
11 -	34.060	91.6	19.383	116.9	28.526	72.3	25.476	114.9	1:47.445	81.52	1.184	13:58:28.621
12 -	33.961	92.3	19.282	117.5	28.656	72.0	25.644	112.5	1:47.543	81.45	1.282	14:00:16.164

P23 2		Rhys COATES				Honda - Ernie Coates Race Support						
IDEAL LAP TIME : 1:45.590		BEST LAP TIME : 1:45.966				DIFFERENCE : 0.376						
LAP	SECTOR 1	SECTOR 2		SECTOR 3		SECTOR 4		LAP TIME	MPH	DIFF	TIME OF DAY	
1 -		84.4	19.093	112.4	28.821	72.7	25.401	118.5	1:55.825	75.62	9.859	13:40:36.628
2 -	33.618	88.3	18.898	119.1	28.326	78.8	25.337	116.7	1:46.179 (2)	82.50	0.213	13:42:22.807
3 -	34.516	87.3	18.973	118.3	28.446	78.6	25.111	115.5	1:47.046	81.83	1.080	13:44:09.853
4 -	33.636	89.8	19.080	116.5	28.317	80.2	25.272	114.7	1:46.305	82.40	0.339	13:45:56.158
5 -	33.878	89.0	19.299	116.7	28.282	79.9	25.107	115.1	1:46.566	82.20	0.600	13:47:42.724
6 -	33.432	88.6	19.192	116.3	28.232	80.4	25.325	115.1	1:46.181 (3)	82.49	0.215	13:49:28.905
7 -	33.513	87.0	19.029	116.7	28.153	79.0	25.271	114.7	1:45.966 (1)	82.66		13:51:14.871

P24 71		Charlie FARRER				Honda - Victoria House Racing Academy / Mortimer Racing						
IDEAL LAP TIME : 1:37.723		BEST LAP TIME : 1:37.934				DIFFERENCE : 0.211						
LAP	SECTOR 1	SECTOR 2		SECTOR 3		SECTOR 4		LAP TIME	MPH	DIFF	TIME OF DAY	
1 -		99.5	18.024	125.2	26.249	85.9	23.756	119.6	1:44.847	83.54	6.913	13:40:25.650
2 -	31.201	101.3	17.775	126.8	26.127	87.1	23.449	121.1	1:38.552	88.88	0.618	13:42:04.202
3 -	30.981	101.0	17.659	126.8	26.286	84.6	23.426	122.2	1:38.352	89.06	0.418	13:43:42.554
4 -	31.227	96.0	17.899	124.5	25.933	87.4	23.253	120.6	1:38.312 (3)	89.10	0.378	13:45:20.866
5 -	30.878	101.0	17.677	125.9	26.025	86.4	23.354	121.7	1:37.934 (1)	89.44		13:46:58.800
6 -	30.957	101.3	17.725	124.2	26.114	89.0	23.267	121.3	1:38.063 (2)	89.32	0.129	13:48:36.863

P25 72		Casey O'GORMAN				Honda - Microlise Cresswell Racing						
IDEAL LAP TIME : 1:37.631		BEST LAP TIME : 1:38.016				DIFFERENCE : 0.385						
LAP	SECTOR 1	SECTOR 2		SECTOR 3		SECTOR 4		LAP TIME	MPH	DIFF	TIME OF DAY	
1 -		98.3	17.993	124.7	26.110	84.5	23.685	120.2	1:43.960	84.26	5.944	13:40:24.763
2 -	30.903	100.6	18.123	123.3	26.209	84.5	23.681	120.2	1:38.916	88.55	0.900	13:42:03.679
3 -	30.898	100.7	17.959	123.8	25.871	86.3	23.606	120.6	1:38.334 (3)	89.08	0.318	13:43:42.013
4 -	30.781	101.5	17.906	123.5	25.777	86.7	23.552	120.6	1:38.016 (1)	89.37		13:45:20.029
5 -	30.877	95.4	18.117	123.5	25.826	85.1	23.511	121.1	1:38.331 (2)	89.08	0.315	13:46:58.360
6 -	31.060	98.2	18.105	116.9	26.222	85.1	23.167	124.5	1:38.554	88.88	0.538	13:48:36.914

Weather / Track : Cloudy / Dry

Brands Hatch GP
Circuit Length = 2.4332 miles
Start: 13:38 Flag 13:59 End: 14:03

MCRCB BULLETIN TK316

2020 Bennetts British Superbike Championship - Round 6

2020 Honda British Talent Cup

RACE 11 - BEST SECTORS

SECTOR 1				SECTOR 2				SECTOR 3				SECTOR 4				IDEAL / BEST COMPARISON		
POS	NO	NAME	TIME	NO	NAME	TIME	NO	NAME	TIME	NO	NAME	TIME	POS	NO	NAME	IDEAL	BEST	DIFF
															PERFECT LAP	1:36.533		
1	17	BOURNE	30.387	71	FARRER	17.659	17	BOURNE	25.320	72	O'GORMA	23.167	1	17	BOURNE	1:36.765	1:36.870	0.105
2	16	CLARIDG	30.470	16	CLARIDG	17.764	16	CLARIDG	25.760	17	BOURNE	23.231	2	16	CLARIDGE	1:37.247	1:37.637	0.390
3	72	O'GORMA	30.781	17	BOURNE	17.827	72	O'GORMA	25.777	16	CLARIDG	23.253	3	72	O'GORMAN	1:37.631	1:38.016	0.385
4	71	FARRER	30.878	75	GARNESS	17.864	71	FARRER	25.933	71	FARRER	23.253	4	71	FARRER	1:37.723	1:37.934	0.211
5	46	DUFTON	31.127	72	O'GORMA	17.906	7	LYONS	25.980	74	COOK	23.622	5	37	TINKER	1:38.909	1:39.308	0.399
6	52	BELFORD	31.141	4	MOUNSEY	17.928	11	DOBSON	26.022	52	BELFORD	23.655	6	52	BELFORD	1:39.072	1:39.378	0.306
7	37	TINKER	31.174	52	BELFORD	17.955	37	TINKER	26.028	75	GARNESS	23.692	7	11	DOBSON	1:39.159	1:39.159	0.000
8	74	COOK	31.290	37	TINKER	17.977	43	HITCHCO	26.115	4	MOUNSEY	23.721	8	74	COOK	1:39.234	1:39.555	0.321
9	11	DOBSON	31.315	15	CROSBY	18.042	46	DUFTON	26.147	37	TINKER	23.730	9	46	DUFTON	1:39.267	1:39.389	0.122
10	4	MOUNSEY	31.340	74	COOK	18.049	74	COOK	26.273	11	DOBSON	23.736	10	75	GARNESS	1:39.530	1:39.712	0.182
11	7	LYONS	31.422	11	DOBSON	18.086	66	THOMAS	26.278	43	HITCHCO	23.761	11	4	MOUNSEY	1:39.536	1:39.729	0.193
12	48	WALKER	31.456	43	HITCHCO	18.165	52	BELFORD	26.321	46	DUFTON	23.781	12	43	HITCHCOCK	1:39.536	1:39.938	0.402
13	43	HITCHCO	31.495	5	JOHNSON	18.194	15	CROSBY	26.355	15	CROSBY	23.819	13	7	LYONS	1:39.647	1:39.795	0.148
14	75	GARNESS	31.529	29	BROWN	18.207	48	WALKER	26.361	48	WALKER	23.824	14	15	CROSBY	1:39.746	1:40.106	0.360
15	15	CROSBY	31.530	46	DUFTON	18.212	75	GARNESS	26.445	7	LYONS	23.909	15	48	WALKER	1:39.861	1:40.007	0.146
16	5	JOHNSON	31.548	48	WALKER	18.220	5	JOHNSON	26.494	5	JOHNSON	23.909	16	5	JOHNSON	1:40.145	1:40.498	0.353
17	66	THOMAS	31.614	7	LYONS	18.336	4	MOUNSEY	26.547	29	BROWN	23.916	17	66	THOMAS	1:40.347	1:40.646	0.299
18	29	BROWN	31.652	66	THOMAS	18.395	29	BROWN	26.656	66	THOMAS	24.060	18	29	BROWN	1:40.431	1:40.816	0.385
19	96	BANHAM	32.106	96	BANHAM	18.512	96	BANHAM	26.822	96	BANHAM	24.223	19	96	BANHAM	1:41.663	1:41.812	0.149
20	57	HIATT	32.299	44	HILL	18.605	57	HIATT	26.953	57	HIATT	24.512	20	57	HIATT	1:42.583	1:42.775	0.192
21	44	HILL	32.799	69	SCOTT	18.672	69	SCOTT	27.894	44	HILL	24.650	21	44	HILL	1:44.075	1:44.875	0.800
22	69	SCOTT	32.839	65	ROWAN	18.741	44	HILL	28.021	65	ROWAN	24.937	22	69	SCOTT	1:44.349	1:44.715	0.366
23	65	ROWAN	33.288	57	HIATT	18.819	2	COATES	28.153	69	SCOTT	24.944	23	65	ROWAN	1:45.170	1:45.447	0.277
24	2	COATES	33.432	2	COATES	18.898	65	ROWAN	28.204	2	COATES	25.107	24	2	COATES	1:45.590	1:45.966	0.376
25	27	BEACH	33.522	27	BEACH	19.082	27	BEACH	28.284	27	BEACH	25.129	25	27	BEACH	1:46.017	1:46.261	0.244
26																		
27																		
28																		

Weather / Track : Cloudy / Dry

Results can be found at www.tsl-timing.com

Brands Hatch GP

Circuit Length = 2.4332 miles

Start: 13:38 Flag 13:59 End: 14:03

Printed - 14:06 Sunday, 18 October 2020

MCRCB BULLETIN TK317**2020 Bennetts British Superbike Championship - Round 6****2020 Honda British Talent Cup****RACE 11 - BEST SPEEDS**

POS	INTERMEDIATE 1			INTERMEDIATE 2			INTERMEDIATE 3			FINISH LINE		
	NO	NAME	MPH	NO	NAME	MPH	NO	NAME	MPH	NO	NAME	MPH
1	75	GARNESS	102.4	75	GARNESS	127.5	17	BOURNE	91.4	72	O'GORMAN	124.5
2	4	MOUNSEY	101.9	71	FARRER	126.8	16	CLARIDGE	90.6	75	GARNESS	124.0
3	72	O'GORMAN	101.5	52	BELFORD	125.4	37	TINKER	90.1	15	CROSBY	123.1
4	71	FARRER	101.3	15	CROSBY	125.2	71	FARRER	89.0	48	WALKER	123.1
5	52	BELFORD	100.9	65	ROWAN	124.7	52	BELFORD	88.7	74	COOK	122.4
6	46	DUFTON	100.9	72	O'GORMAN	124.7	7	LYONS	88.6	5	JOHNSON	122.4
7	16	CLARIDGE	100.6	4	MOUNSEY	124.0	5	JOHNSON	88.1	43	HITCHCOCK	122.2
8	74	COOK	100.3	37	TINKER	123.8	96	BANHAM	88.0	71	FARRER	122.2
9	11	DOBSON	100.3	74	COOK	123.5	74	COOK	87.6	4	MOUNSEY	122.0
10	37	TINKER	100.0	48	WALKER	123.5	66	THOMAS	87.6	16	CLARIDGE	121.7
11	17	BOURNE	99.8	66	THOMAS	123.5	11	DOBSON	87.3	52	BELFORD	121.5
12	43	HITCHCOCK	99.7	16	CLARIDGE	123.3	15	CROSBY	87.2	11	DOBSON	121.3
13	69	SCOTT	99.5	5	JOHNSON	123.3	72	O'GORMAN	86.7	46	DUFTON	120.6
14	15	CROSBY	99.4	11	DOBSON	122.6	57	HIATT	85.8	65	ROWAN	120.6
15	5	JOHNSON	98.9	43	HITCHCOCK	122.4	75	GARNESS	85.4	37	TINKER	120.4
16	48	WALKER	98.5	29	BROWN	122.4	46	DUFTON	85.4	17	BOURNE	120.2
17	29	BROWN	98.5	46	DUFTON	122.2	29	BROWN	85.2	29	BROWN	120.0
18	44	HILL	98.5	17	BOURNE	122.0	48	WALKER	85.0	66	THOMAS	119.1
19	7	LYONS	98.3	44	HILL	121.7	43	HITCHCOCK	83.8	2	COATES	118.5
20	66	THOMAS	97.9	27	BEACH	120.4	65	ROWAN	82.7	96	BANHAM	117.9
21	65	ROWAN	97.3	7	LYONS	120.2	4	MOUNSEY	82.6	27	BEACH	117.9
22	96	BANHAM	96.1	96	BANHAM	119.6	69	SCOTT	81.8	7	LYONS	117.5
23	57	HIATT	96.1	69	SCOTT	119.4	2	COATES	80.4	44	HILL	117.3
24	27	BEACH	94.9	2	COATES	119.1	44	HILL	78.5	69	SCOTT	117.3
25	2	COATES	89.8	57	HIATT	118.1	27	BEACH	75.3	57	HIATT	115.9
26												
27												
28												

Weather / Track : Cloudy / Dry

Brands Hatch GP

Circuit Length = 2.4332 miles

Start: 13:38 Flag 13:59 End: 14:03

Results can be found at www.tsl-timing.com

Printed - 14:06 Sunday, 18 October 2020

MCRCB BULLETIN TK318

2020 Bennetts British Superbike Championship - Round 6

2020 Honda British Talent Cup

RACE 11 - STATISTICS

Competitors Started	27
Planned Start	2020-10-18 @ 13:35:00.000
Actual Start	2020-10-18 @ 13:38:40.802
Finish Time	2020-10-18 @ 13:59:57.793
Track Length	2.4332mi.
Total Laps	301
Total Distance Covered	732.4201mi.

Session Fastest Lap History

NO	NAME	LAP TIME	TIME OF DAY	LAP	VEHICLE
72	Casey O'GORMAN	1:38.916	13:42:03.696	2	Honda
17	Franco BOURNE	1:38.850	13:42:03.857	2	Honda
71	Charlie FARRER	1:38.552	13:42:04.225	2	Honda
72	Casey O'GORMAN	1:38.334	13:43:42.031	3	Honda
16	Harvey CLARIDGE	1:38.044	13:43:42.344	3	Honda
72	Casey O'GORMAN	1:38.016	13:45:20.046	4	Honda
17	Franco BOURNE	1:37.921	13:45:20.144	4	Honda
17	Franco BOURNE	1:37.692	13:48:36.399	6	Honda
16	Harvey CLARIDGE	1:37.637	13:50:14.236	7	Honda
17	Franco BOURNE	1:37.073	13:53:29.208	9	Honda
17	Franco BOURNE	1:36.870	13:55:06.077	10	Honda

Session Leader History

NO	NAME	FROM LAP	LAPS LED	DISTANCE	VEHICLE
72	Casey O'GORMAN	1	5	12.16 miles	Honda
17	Franco BOURNE	6	1	2.43 miles	Honda
16	Harvey CLARIDGE	7	1	2.43 miles	Honda
17	Franco BOURNE	8	6	14.59 miles	Honda

Flag History

TYPE	TIME OF DAY
GREEN	13:38:40.802
FINISH	13:59:57.793

Flag Statistics

TYPE	COUNT	TOTAL LAPS	TOTAL TIME
Green	1	13	24:20.121
Red	0	0	0.000
Safety Car	0	0	0.000
FCY	0	0	0.000

Weather / Track : Cloudy / Dry

Results can be found at www.tsl-timing.com

Brands Hatch GP
Circuit Length = 2.4332 miles
Start: 13:38 Flag 13:59 End: 14:03

Printed - 14:07 Sunday, 18 October 2020

MCRCB BULLETIN TK319

2020 Bennetts British Superbike Championship - Round 6

2020 Honda British Talent Cup

RACE 11 - SESSION NOTES

TIME	MESSAGE
13:20:23	PIT LANE OPEN
13:20:39	
13:20:43	
13:20:47	
13:20:52	
13:25:06	PIT LANE CLOSED
13:28:03	5 MINUTES TO WARM UP LAP
13:30:30	3 MINUTES TO WARM UP LAP
13:32:05	1 MINUTES TO WARM UP LAP
13:32:27	30 SECONDS TO WARM UP LAP
13:32:51	GREEN FLAG - WARM UP LAP
13:34:43	RACE START
13:35:45	30 SECONDS TO WARM UP LAP
13:36:03	GREEN FLAG - WARM UP LAP
13:36:09	1 EXTRA WARM UP LAP - 13 LAPS RACE
13:38:04	RACE START
13:39:24	NO. 99 AND 8 - FALLER AT DRUIDS - RIDER OK
13:43:27	NO JUMP STARTS
13:46:12	INCIDENT INVOLVING #99 & #8 AT T2 ON LAP 1 REVIEWED - NO ACTION
13:47:48	UPDATE: NO. 99 RIDER TO MEDICAL CENTRE
13:49:57	NP. 71 AND 72 FALLERS AT COOPER STR - RIDERS OK
13:50:21	NO. 71 AND 72 FALLERS AT COOPER STR - RIDERS OK
13:52:06	TWO THIRDS DISTANCE COMPLETE
13:52:59	NO. 2 - STOPPED TECHNICAL PROBLEM SHEENE
13:53:25	UPDATE: NO. 71 RIDERS TO MEDICAL CENTRE

Weather / Track : Cloudy / Dry

Results can be found at www.tsl-timing.com

Brands Hatch GP
Circuit Length = 2.4332 miles
Start: 13:38 Flag 13:59 End: 14:03

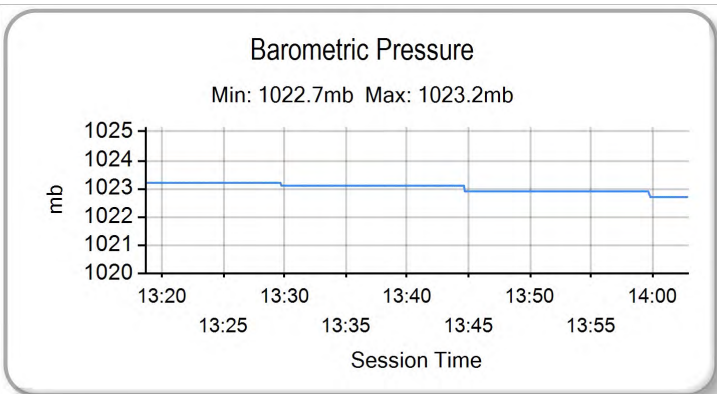
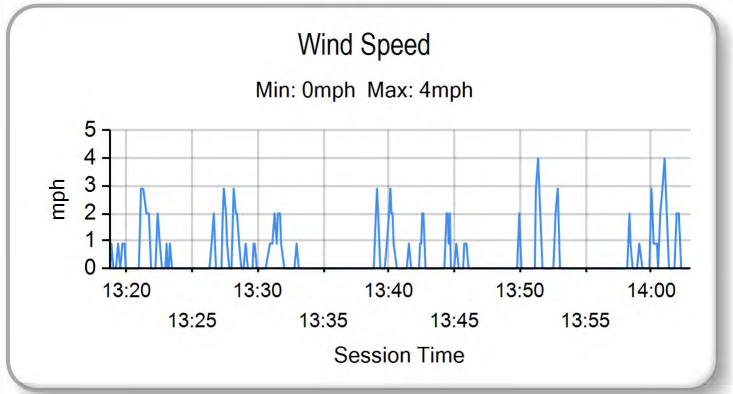
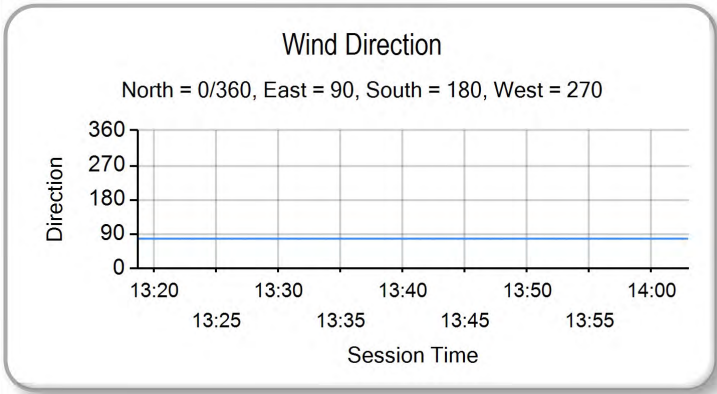
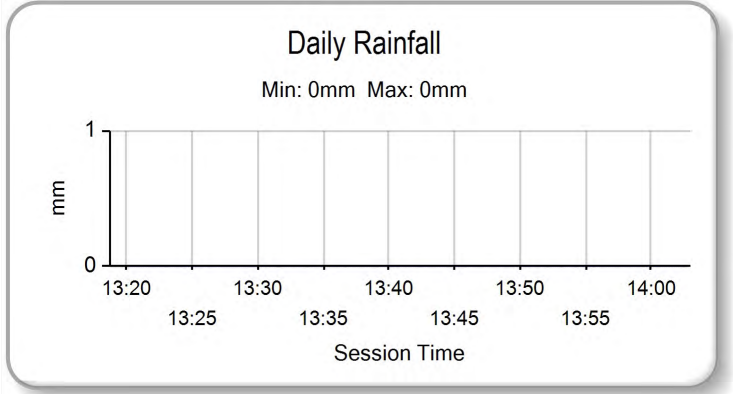
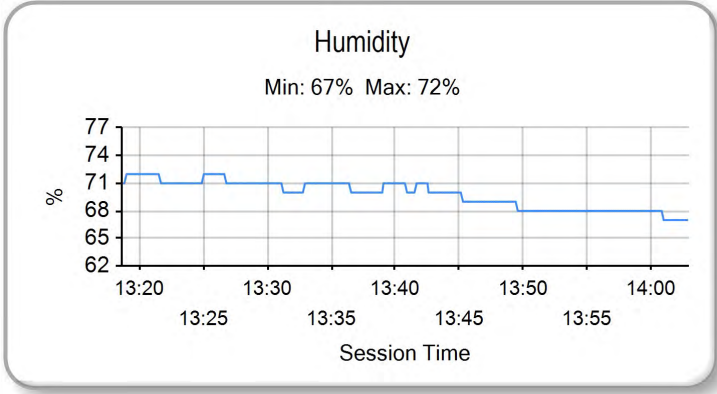
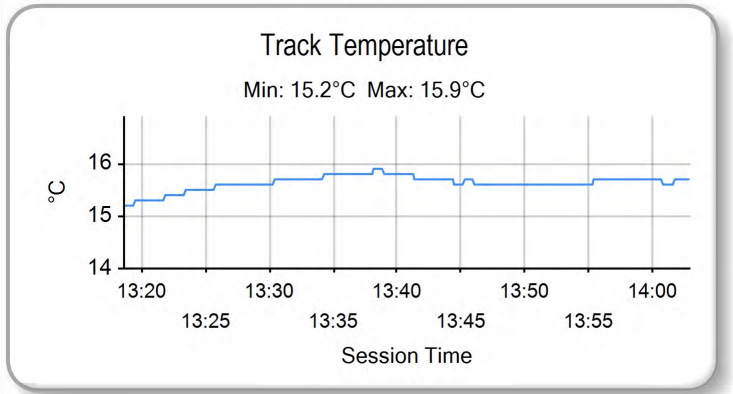
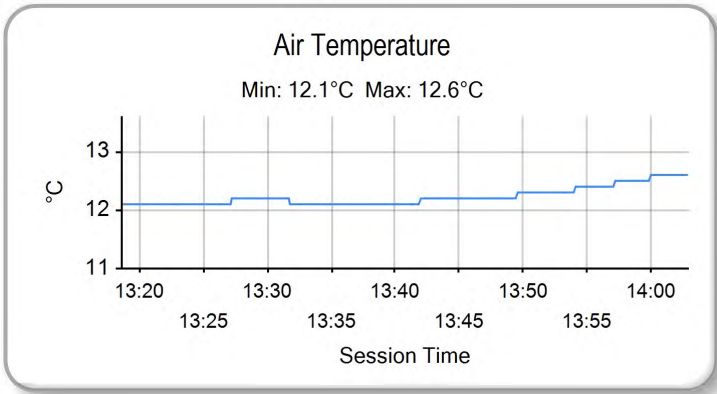
Printed - 14:07 Sunday, 18 October 2020

MCRCB BULLETIN TK320

2020 Bennetts British Superbike Championship - Round 6

2020 Honda British Talent Cup

RACE 11 - WEATHER CONDITIONS



Weather / Track : Cloudy / Dry

Results can be found at www.tsl-timing.com

Brands Hatch GP
Circuit Length = 2.4332 miles
Start: 13:38 Flag 13:59 End: 14:03

Printed - 14:07 Sunday, 18 October 2020

MCRCB BULLETIN TK321

**2020 Honda British Talent Cup
RIDERS POINTS AFTER FINAL ROUND**



		TOTAL	GAP	DIFF											Wins	Seconds	Thirds
					1	2	3	4	5	6	7	8	9	10			
					7th-9th August	Donington Park National	21st-23rd August	Snetterton 300	4th-6th September	Silverstone National	2nd-4th October	Donington Park GP	16th-18th October	Brands Hatch GP			
1	Franco BOURNE	166			20 25	25	13 11	11 11	25 25						4	1	0
2	Charlie FARRER	147	19		16	16 13	25 16	16 25	20						2	1	4
3	Eddie O'SHEA	144	22	3	11 11	20 20	16 20	20 13	13						0	4	1
4	Harvey CLARIDGE	122	44	22	8 20	13 16	20	25				20			1	3	1
5	Casey O'GORMAN	104	62	18	25	25	25	13 16							3	0	1
6	Evan BELFORD	99	67	5	13	10	11 13	20	16 16						0	1	2
7	Corey TINKER	82	84	17	10	10 8	5 6	9 10	11 13						0	0	0
8	James COOK	73	93	9	7 6	5	10 10	10 8	7 10						0	0	0
9	Elliott DUFTON	69	97	4	6 10	11 11	7	8 4	5 7						0	0	0
10	Ryan HITCHCOCK	64	102	5	4 8	6 7	8 9	6 9	1 6						0	0	0
11	Harrison CROSBY	64	102	0	5 7	9 9	6 8	5 6	4 5						0	0	0
12	Ollie WALKER	50	116	14	3 9	8 6	4 7	7	3 3						0	0	0
13	Jamie LYONS	42	124	8	13		2 3	3	10 11						0	0	0
14	Bailey STUART-CAMPBELL	38	128	4	9 16	7			6						0	0	1
15	Jonathan GARNES	28	138	10		1	9 5	2	2 9						0	0	0
16	Sullivan MOUNSEY	27	139	1	2 5	1		3	8 8						0	0	0
17	Rossi DOBSON	19	147	8	3	2		1	9 4						0	0	0
18	Gary SCOTT	11	155	8	4			7							0	0	0
19	Annabel THOMAS	11	155	0		5 3	1 1		1						0	0	0
20	Evann PENDRILL	9	157	2	1	4 4									0	0	0
21	Lucas HILL	8	158	1		3	3 2								0	0	0
22	Lucas BROWN	6	160	2				1 5							0	0	0
23	Mason Cade JOHNSON	6	160	0				4	2						0	0	0
24	Alexander ROWAN	4	162	2			4								0	0	0
25	Harry COOK	2	164	2				2							0	0	0
26	Josh HIATT	2	164	0		2									0	0	0
27	Rhys COATES	2	164	0		2									0	0	0
28	Calum BEACH	1	165	1	1										0	0	0