

5900 m.

**MONSTER ENERGY BRITISH GRAND PRIX****Race Nr. 1****Classification after 11 laps = 64.9 km****20**

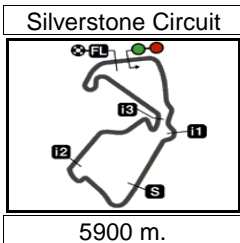
Pos		Rider	Nation	Team	Motorcycle	Total Time	Km/h	Gap
1	25	7 Jamie LYONS	IRL	C&M Motors Ltd / Tooltec Racing	HONDA	26'02.159	149.5	
2	20	67 Casey O'GORMAN	GBR	Microlise Cresswell Racing	HONDA	26'02.172	149.5	0.013
3	16	74 Carter BROWN	GBR	City Lifting by RS Racing	HONDA	26'17.874	148.0	15.715
4	13	4 Sullivan MOUNSEY	GBR	iForce Lloyd & Jones	HONDA	26'18.111	148.0	15.952
5	11	9 Bailey STUART-CAMPBE	GBR	Team 151s	HONDA	26'18.184	148.0	16.025
6	10	37 Corey TINKER	GBR	CT Racing	HONDA	26'18.337	148.0	16.178
7	9	24 Cormac BUCHANAN	NZE	Microlise Cresswell Racing	HONDA	26'18.431	148.0	16.272
8	8	23 Rhys STEPHENSON	GBR	Rocket Racing	HONDA	26'27.438	147.1	25.279
9	7	52 Evan BELFORD	GBR	City Lifting by RS Racing	HONDA	26'29.473	146.9	27.314
10	6	48 Ollie WALKER	GBR	Moto Rapido / SP125 Racing	HONDA	26'29.544	146.9	27.385
11	5	96 Rossi BANHAM	GBR	MJL Racing	HONDA	26'29.549	146.9	27.390
12	4	79 Harley MCCABE	GBR	MLav VisionTrack Academy	HONDA	26'29.578	146.9	27.419
13	3	29 Lucas BROWN	GBR	Amphibian Scaffolding / SP125 Ra	HONDA	26'37.074	146.2	34.915
14	2	53 Kiyano VEIJER	NLD	Microlise Cresswell Racing	HONDA	26'50.638	145.0	48.479
15	1	40 Julian CORREA	USA	Microlise Cresswell Racing	HONDA	26'54.833	144.6	52.674
16		61 Harrison MACKAY	GBR	True Heros Racing / Super Soco	HONDA	26'57.218	144.4	55.059
17		12 Josh BANNISTER	GBR	Dunsley Heat Racing	HONDA	26'58.639	144.3	56.480
18		2 Rhys COATES	GBR	Ernie Coates Race Support / SP12	HONDA	26'59.268	144.2	57.109
19		66 Rossi DOBSON	GBR	WM Racing	HONDA	27'00.184	144.2	58.025
20		33 JJ CUNNINGHAM	GBR	Thornycroft56/JCRsupersport	HONDA	27'00.937	144.1	58.778
21		65 Alexander ROWAN	GBR	Victoria House Mortimer Racing	HONDA	27'01.490	144.0	59.331
22		8 Ross MOORE	GBR	B Moore Honda	HONDA	27'14.461	142.9	1'12.302
23		55 Harrison DESSOY	GBR	Thornycroft56 Racing	HONDA	27'15.315	142.8	1'13.156
24		69 Eli BANISH	USA	Team Thornycroft Racing	HONDA	27'19.025	142.5	1'16.866
25		99 Peter WILLIS	GBR	WM Racing	HONDA	27'40.797	140.6	1'38.638
26		22 Anthony EAGLE	UZB	Microlise Cresswell Racing	HONDA	27'40.933	140.6	1'38.774
27		51 Holly HARRIS	GBR	MJL Racing	HONDA	28'04.331	138.7	2'02.172
<b>Not Classified</b>								
		15 Harrison CROSBY	GBR	Banks Racing	HONDA	14'20.165	148.1	5 laps
		34 James COOK	GBR	Wilson Racing	HONDA	14'20.194	148.1	5 laps
		5 Mason JOHNSON	GBR	Johnson Racing	HONDA	9'52.767	143.3	7 laps
		41 Luca HOPKINS	GBR	Wilson Racing	HONDA	7'23.890	143.5	8 laps
<b>Not finished first lap</b>								
		57 Johnny GARNESS	GBR	City Lifting by RS Racing	HONDA			

The results are provisional until the end of the limit for protest and appeals.

Time limit for protest expires 30' after publication of the results - ..... Time: .....

DORNA DATA PROCESSING TIMING SERVICE DORNA DATA PROCESSING TIMING SERVICE DORNA DATA PROCESSING TIMING SERVICE DORNA DATA PROCESSING TIMING SERVICE DORNA DATA PROCESSING TIMING SERVICE DORNA DATA PROCESSING TIMING SERVICE DORNA DATA PROCCESSS





Results and timing service provided by **TISSOT**

**BTC**

**MONSTER ENERGY BRITISH GRAND PRIX**

**Race Nr. 1**

**Lap Chart**

**22**

Pos	1	2	3	4	5	6	7	8	9	10	11	12	13	14	15	16	17	18	19	20	21	22	23	24	25	26	27	28	29	30	31	32
Grid	57	7	67	74	15	24	37	23	34	4	9	48	96	79	61	33	66	53	29	41	65	40	12	69	2	5	55	8	99	22	51	52

	<b>1</b>	67	7	9	4	15	74	24	34	37	23	96	29	48	79	66	61	52	33	41	40	2	5	12	53	55	69	65	22	99	8	51
	<b>2</b>	7	67	9	15	4	74	24	34	37	23	96	79	29	48	52	61	41	66	5	40	53	33	2	12	55	69	65	8	22	99	51
	<b>3</b>	7	67	9	15	4	74	34	24	37	23	79	96	48	29	52	41	61	53	40	66	2	5	33	12	65	8	55	69	99	22	51
	<b>4</b>	67	7	9	15	74	4	24	34	37	23	96	79	52	48	29	53	61	40	2	66	5	12	33	65	8	55	69	99	22	51	
	<b>5</b>	67	7	9	15	74	24	4	34	37	23	96	79	52	48	29	53	61	40	66	33	12	2	65	8	55	69	99	22	51		
	<b>6</b>	67	7	9	74	15	34	24	4	37	23	52	48	96	79	29	53	61	40	2	66	12	33	65	8	55	69	99	22	51		
	<b>7</b>	67	7	9	74	24	4	37	23	52	96	48	79	29	53	40	61	66	2	12	33	65	55	8	69	22	99	51				
	<b>8</b>	67	7	74	24	9	37	4	23	96	52	48	79	29	53	40	61	2	66	12	33	65	55	8	69	22	99	51				
	<b>9</b>	67	7	74	24	4	9	37	23	52	96	48	79	29	53	61	40	2	12	66	33	65	55	8	69	22	99	51				
	<b>10</b>	67	7	74	24	4	9	37	23	52	48	96	79	29	53	61	40	12	2	66	33	65	55	8	69	22	99	51				
<b>L</b>	<b>11</b>	7	67	74	4	9	37	24	23	52	48	96	79	29	53	40	61	12	2	66	33	65	8	55	69	99	22	51				

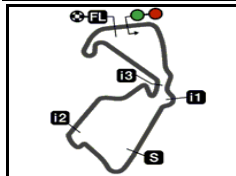
L  
a  
p  
s


○ Winner

□ Lapped rider

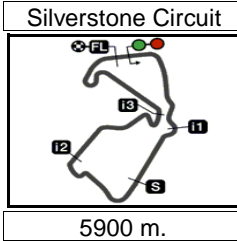
DORNA DATA PROCESSING TIMING SERVICE DORNA DATA PROCESSING TIMING SERVICE DORNA DATA PROCESSING TIMING SERVICE DORNA DATA PROCESSING TIMING SERVICE DORNA DATA PROCESSING TIMING SERVICE DORNA DATA PROCESSING TIMING SERVICE DORNA DATA PROCESSING TIMING SERVICE DORNA DATA PROCCESSS



**MONSTER ENERGY BRITISH GRAND PRIX****Race Nr. 1****Fastest Lap of Each Rider****23**

		Rider	Nation	Team	Motorcycle	Time	Lap Total	Gap	
1	7	<b>Jamie LYONS</b>	IRL	C&M Motors Ltd / Tooltec Racing	HONDA	<b>2'21.085</b>	7 11		
2	67	<b>Casey O'GORMAN</b>	GBR	Microlise Cresswell Racing	HONDA	<b>2'21.322</b>	7 11	0.237	0.237
3	74	<b>Carter BROWN</b>	GBR	City Lifting by RS Racing	HONDA	<b>2'21.799</b>	5 11	0.714	0.477
4	24	<b>Cormac BUCHANAN</b>	NZE	Microlise Cresswell Racing	HONDA	<b>2'21.850</b>	5 11	0.765	0.051
5	9	<b>Bailey STUART-CAMPBELL</b>	GBR	Team 151s	HONDA	<b>2'21.899</b>	2 11	0.814	0.049
6	34	<b>James COOK</b>	GBR	Wilson Racing	HONDA	<b>2'21.906</b>	5 6	0.821	0.007
7	37	<b>Corey TINKER</b>	GBR	CT Racing	HONDA	<b>2'22.035</b>	5 11	0.950	0.129
8	4	<b>Sullivan MOUNSEY</b>	GBR	iForce Lloyd & Jones	HONDA	<b>2'22.240</b>	5 11	1.155	0.205
9	15	<b>Harrison CROSBY</b>	GBR	Banks Racing	HONDA	<b>2'22.295</b>	4 6	1.210	0.055
10	23	<b>Rhys STEPHENSON</b>	GBR	Rocket Racing	HONDA	<b>2'22.584</b>	2 11	1.499	0.289
11	52	<b>Evan BELFORD</b>	GBR	City Lifting by RS Racing	HONDA	<b>2'23.134</b>	4 11	2.049	0.550
12	79	<b>Harley MCCABE</b>	GBR	MLav VisionTrack Academy	HONDA	<b>2'23.326</b>	11 11	2.241	0.192
13	96	<b>Rossi BANHAM</b>	GBR	MJL Racing	HONDA	<b>2'23.410</b>	4 11	2.325	0.084
14	48	<b>Ollie WALKER</b>	GBR	Moto Rapido / SP125 Racing	HONDA	<b>2'23.449</b>	6 11	2.364	0.039
15	29	<b>Lucas BROWN</b>	GBR	Amphibian Scaffolding / SP125 Raci	HONDA	<b>2'23.533</b>	5 11	2.448	0.084
16	65	<b>Alexander ROWAN</b>	GBR	Victoria House Mortimer Racing	HONDA	<b>2'25.032</b>	8 11	3.947	1.499
17	53	<b>Kiyano VEIJER</b>	NLD	Microlise Cresswell Racing	HONDA	<b>2'25.133</b>	5 11	4.048	0.101
18	40	<b>Julian CORREA</b>	USA	Microlise Cresswell Racing	HONDA	<b>2'25.251</b>	11 11	4.166	0.118
19	61	<b>Harrison MACKAY</b>	GBR	True Heros Racing / Super Soco	HONDA	<b>2'25.301</b>	9 11	4.216	0.050
20	5	<b>Mason JOHNSON</b>	GBR	Johnson Racing	HONDA	<b>2'25.385</b>	2 4	4.300	0.084
21	41	<b>Luca HOPKINS</b>	GBR	Wilson Racing	HONDA	<b>2'25.493</b>	2 3	4.408	0.108
22	12	<b>Josh BANNISTER</b>	GBR	Dunsley Heat Racing	HONDA	<b>2'25.773</b>	11 11	4.688	0.280
23	2	<b>Rhys COATES</b>	GBR	Ernie Coates Race Support / SP125	HONDA	<b>2'25.796</b>	6 11	4.711	0.023
24	8	<b>Ross MOORE</b>	GBR	B Moore Honda	HONDA	<b>2'26.286</b>	4 11	5.201	0.490
25	55	<b>Harrison DESOY</b>	GBR	Thornycroft56 Racing	HONDA	<b>2'26.324</b>	6 11	5.239	0.038
26	66	<b>Rossi DOBSON</b>	GBR	WM Racing	HONDA	<b>2'26.356</b>	7 11	5.271	0.032
27	33	<b>JJ CUNNINGHAM</b>	GBR	Thornycroft56/JCRsupersport	HONDA	<b>2'26.366</b>	9 11	5.281	0.010
28	69	<b>Eli BANISH</b>	USA	Team Thornycroft Racing	HONDA	<b>2'27.347</b>	5 11	6.262	0.981
29	99	<b>Peter WILLIS</b>	GBR	WM Racing	HONDA	<b>2'29.375</b>	11 11	8.290	2.028
30	22	<b>Anthony EAGLE</b>	UZB	Microlise Cresswell Racing	HONDA	<b>2'29.555</b>	7 11	8.470	0.180
31	51	<b>Holly HARRIS</b>	GBR	MJL Racing	HONDA	<b>2'31.814</b>	8 11	10.729	2.259





5900 m.

**MONSTER ENERGY BRITISH GRAND PRIX****Race Nr. 1****Chronological Analysis of Performances****25**

\* Lap / Sector time cancelled

**T1** Time from finish line to 1st intermediate**T3** Time from 2nd intermed. to 3rd intermed.**P** Crossing the finish line in pit lane**T2** Time from 1st intermed. to 2nd intermed.**T4** Time from 3rd intermediate to finish line

Lap	Lap Time	T1	T2	T3	T4	Speed	Lap	Lap Time	T1	T2	T3	T4	Speed
<b>1st</b>	<b>7</b>	<b>Jamie LYONS</b>						C&M Motors Ltd / Too IRL					
1	2'25.438	30.901	45.583	32.048	36.906	210.9	3	2'22.785	28.163	45.812	32.245	36.565	207.2
2	2'21.747	27.889	45.393	31.889	36.576	212.1	4	2'22.688	28.174	46.084	31.884	36.546	207.2
3	2'22.139	27.930	45.699	31.885	36.625	204.1	5	2'22.240	28.134	45.829	31.833	36.444	208.4
4	2'22.106	28.098	45.655	31.863	36.490	209.7	6	2'23.744	28.522	46.027	32.271	36.924	208.8
5	2'21.862	27.801	45.749	31.761	36.551	209.3	7	2'23.426	28.112	46.516	31.958	36.840	211.3
6	2'21.349	27.720	45.446	31.678	36.505	204.9	8	2'23.914	28.188	46.170	32.270	37.286	210.1
7	2'21.085	27.794	45.340	31.547	36.404	206.5	9	2'22.697	27.977	46.057	32.061	36.602	204.1
8	2'21.749	27.759	45.486	31.845	36.659	209.7	10	2'23.129	28.277	45.904	32.282	36.666	208.8
9	2'21.649	27.684	45.356	32.130	36.479	208.8	11	2'24.154	28.285	47.190	32.453	36.226	203.0
10	2'21.591	27.846	45.453	31.751	36.541	210.1	<b>5th</b>						
11	2'21.444	27.840	45.310	31.664	36.630	208.0	<b>9</b>	<b>Bailey STUART-CA</b>					
							Team 151s GBR						
1	2'25.693	31.437	45.780	31.836	36.640	212.5	1	2'25.693	31.437	45.780	31.836	36.640	212.5
2	2'21.899	27.861	45.656	31.901	36.481	213.0	2	2'21.899	27.861	45.656	31.901	36.481	213.0
3	2'22.304	27.843	45.872	31.918	36.671	209.3	3	2'22.304	27.843	45.872	31.918	36.671	209.3
4	2'22.868	27.892	46.020	32.123	36.833	208.8	4	2'22.868	27.892	46.020	32.123	36.833	208.8
5	2'23.253	28.220	46.376	31.926	36.731	206.8	5	2'23.253	28.220	46.376	31.926	36.731	206.8
6	2'23.905	28.540	46.279	32.307	36.779	205.7	6	2'23.905	28.540	46.279	32.307	36.779	205.7
7	2'23.662	28.258	46.373	32.095	36.936	205.7	7	2'23.662	28.258	46.373	32.095	36.936	205.7
8	2'24.183	28.293	46.625	32.343	36.922	201.4	8	2'24.183	28.293	46.625	32.343	36.922	201.4
9	2'23.402	28.437	46.292	31.916	36.757	205.3	9	2'23.402	28.437	46.292	31.916	36.757	205.3
10	2'22.936	28.137	45.917	32.287	36.595	213.4	10	2'22.936	28.137	45.917	32.287	36.595	213.4
11	2'24.079	28.243	46.614	32.496	36.726	205.3	11	2'24.079	28.243	46.614	32.496	36.726	205.3
							<b>6th</b>						
							<b>37</b>						
							<b>Corey TINKER</b>						
							CT Racing GBR						
1	2'27.070	31.924	46.074	32.129	36.943	212.5	1	2'27.070	31.924	46.074	32.129	36.943	212.5
2	2'22.982	28.121	46.089	32.044	36.728	210.1	2	2'22.982	28.121	46.089	32.044	36.728	210.1
3	2'22.698	28.705	45.639	31.941	36.413	215.5	3	2'22.698	28.705	45.639	31.941	36.413	215.5
4	2'22.756	28.272	45.700	32.041	36.743	208.0	4	2'22.756	28.272	45.700	32.041	36.743	208.0
5	2'22.035	27.839	45.758	31.988	36.450	209.3	5	2'22.035	27.839	45.758	31.988	36.450	209.3
6	2'23.559	28.217	45.929	32.357	37.056	208.4	6	2'23.559	28.217	45.929	32.357	37.056	208.4
7	2'23.580	28.039	46.627	31.932	36.982	211.3	7	2'23.580	28.039	46.627	31.932	36.982	211.3
8	2'23.234	28.002	46.014	32.510	36.708	211.7	8	2'23.234	28.002	46.014	32.510	36.708	211.7
9	2'23.406	28.681	45.990	32.128	36.607	205.7	9	2'23.406	28.681	45.990	32.128	36.607	205.7
10	2'22.974	28.305	45.691	32.402	36.576	210.9	10	2'22.974	28.305	45.691	32.402	36.576	210.9
11	2'24.043	28.556	46.508	32.392	36.587	210.1	11	2'24.043	28.556	46.508	32.392	36.587	210.1
							<b>7th</b>						
							<b>24</b>						
							<b>Cormac BUCHANA</b>						
							Microlise Cresswell R NZE						
1	2'26.693	31.714	45.841	32.361	36.777	207.6	1	2'26.693	31.714	45.841	32.361	36.777	207.6
2	2'22.958	28.082	45.801	32.134	36.941	209.3	2	2'22.958	28.082	45.801	32.134	36.941	209.3
3	2'23.010	28.259	45.566	32.361	36.824	204.1	3	2'23.010	28.259	45.566	32.361	36.824	204.1
4	2'22.398	27.943	45.830	32.080	36.545	206.5	4	2'22.398	27.943	45.830	32.080	36.545	206.5
5	2'21.850	27.711	45.610	31.781	36.748	203.7	5	2'21.850	27.711	45.610	31.781	36.748	203.7
6	2'23.440	28.454	45.916	32.422	36.648	206.8	6	2'23.440	28.454	45.916	32.422	36.648	206.8
							<b>4th</b>						
							<b>4</b>						
							<b>Sullivan MOUNSEY</b>						
							iForce Lloyd & Jones GBR						
1	2'25.856	31.144	45.671	32.366	36.675	209.3	1	2'25.856	31.144	45.671	32.366	36.675	209.3
2	2'23.478	27.983	46.568	32.106	36.821	204.5	2	2'23.478	27.983	46.568	32.106	36.821	204.5

**Fastest Lap:** Jamie LYONS C&M Motors Ltd / Too IRL 2'21.085 27.794 45.340 31.547 36.404

DORNA DATA PROCESSING TIMING SERVICE DORNA DATA PROCESSING TIMING SERVICE DORNA DATA PROCESSING TIMING SERVICE DORNA DATA PROCESSING TIMING SERVICE DORNA DATA PROCESSING TIMING SERVICE DORNA DATA PROCESSING TIMING SERVICE DORNA DATA PROCESSING TIMING SERVICE DORNA DATA PROCESSES

## Race Nr. 1

BTC

Lap	Lap Time	T1	T2	T3	T4	Speed	Lap	Lap Time	T1	T2	T3	T4	Speed
7	2'23.680	28.359	46.468	32.022	36.831	206.8	7	2'23.730	28.076	46.692	32.076	36.886	206.5
8	2'22.756	28.083	45.743	32.094	36.836	205.3	8	2'23.809	28.061	46.375	32.624	36.749	206.5
9	2'23.226	28.222	46.067	31.906	37.031	203.0	9	2'23.976	28.456	46.344	32.358	36.818	204.5
10	2'23.765	28.006	46.302	32.395	37.062	201.4	10	2'23.727	28.134	46.227	32.203	37.163	207.6
11	2'24.655	28.794	46.875	32.640	36.346	206.5	11	2'23.430	28.100	46.291	32.443	36.596	209.3

**8th** **23** Rhys STEPHENSO Rocket Racing GBR

1	2'27.517	32.422	46.149	32.095	36.851	210.1
2	2'22.584	27.913	45.965	32.153	36.553	208.8
3	2'23.587	28.422	46.262	32.064	36.839	210.9
4	2'22.892	27.927	46.126	31.966	36.873	207.2
5	2'23.592	27.865	46.151	31.986	37.590	207.6
6	2'23.714	28.165	46.301	32.045	37.203	204.5
7	2'23.795	27.940	46.558	32.112	37.185	204.5
8	2'25.217	28.296	46.813	32.541	37.567	203.7
9	2'25.067	28.081	46.731	32.380	37.875	201.8
10	2'25.169	28.589	46.645	32.358	37.577	201.8
11	2'24.304	28.257	46.606	32.215	37.226	201.1

**12th** **79** Harley MCCABE MLav VisionTrack Aca GBR

1	2'30.106	33.730	47.181	32.315	36.880	210.5
2	2'24.373	28.389	46.453	32.547	36.984	214.2
3	2'23.710	28.095	45.996	32.696	36.923	208.8
4	2'23.573	28.198	46.117	32.280	36.978	207.6
5	2'25.048	28.269	46.068	33.053	37.658	206.5
6	2'24.422	28.617	46.191	32.589	37.025	211.7
7	2'23.898	28.168	46.483	32.360	36.887	213.4
8	2'23.741	28.170	46.344	32.441	36.786	211.7
9	2'23.837	28.277	45.946	32.645	36.969	210.1
10	2'23.544	28.208	46.245	32.165	36.926	213.4
11	2'23.326	28.199	46.318	32.437	36.372	214.7

**9th** **52** Evan BELFORD City Lifting by RS Racir GBR

1	2'32.513	35.257	46.893	32.665	37.698	213.0
2	2'24.323	28.458	46.390	32.479	36.996	216.0
3	2'23.816	28.084	46.537	32.302	36.893	208.4
4	2'23.134	28.017	45.970	32.284	36.863	210.9
5	2'23.376	27.972	46.441	32.107	36.856	207.2
6	2'23.258	28.081	46.108	32.136	36.933	208.4
7	2'24.091	28.214	46.542	32.356	36.979	203.7
8	2'23.952	28.037	46.682	32.325	36.908	204.9
9	2'23.838 *	28.081	46.348*	32.362*	37.047	203.3
10	2'23.442	28.064	46.298	32.278	36.802	206.1
11	2'23.730	28.176	46.214	32.449	36.891	204.1

**13th** **29** Lucas BROWN Amphibian Scaffoldin GBR

1	2'29.693	33.435	46.774	32.344	37.140	207.2
2	2'25.228	28.570	46.630	32.723	37.305	210.1
3	2'25.094	28.348	47.057	32.597	37.092	201.1
4	2'24.068	28.243	46.715	32.354	36.756	204.5
5	2'23.533	28.089	46.394	32.099	36.951	208.4
6	2'23.998	28.358	46.228	32.374	37.038	205.3
7	2'24.342	28.333	46.320	32.617	37.072	202.2
8	2'24.187	28.214	46.600	32.400	36.973	201.1
9	2'24.955	28.301	47.075	32.389	37.190	199.6
10	2'25.549	28.430	46.987	32.517	37.615	201.8
11	2'26.427	28.676	47.163	32.962	37.626	197.8

**10th** **48** Ollie WALKER Moto Rapido / SP125 GBR

1	2'29.738	32.613	46.896	32.912	37.317	209.7
2	2'25.292	28.361	46.562	32.925	37.444	210.1
3	2'24.813	28.396	46.781	32.577	37.059	205.3
4	2'23.999	28.342	46.639	32.248	36.770	205.7
5	2'23.525	28.231	46.253	32.196	36.845	208.4
6	2'23.449	28.270	46.320	32.401	36.458	210.1
7	2'23.862	28.084	46.453	32.607	36.718	208.8
8	2'23.854	28.257	46.532	32.350	36.715	210.5
9	2'23.905	28.202	46.103	32.600	37.000	206.5
10	2'23.558	28.339	46.212	32.201	36.806	211.3
11	2'23.549	28.119	46.490	32.192	36.748	210.1

**14th** **53** Kiyano VEIJER Microlise Cresswell R NLD

1	2'33.571	34.962	48.576	32.856	37.177	208.8
2	2'25.555	29.167	46.610	32.831	36.947	213.0
3	2'25.152	28.508	46.752	32.713	37.179	211.7
4	2'25.156	28.473	46.616	32.697	37.370	209.7
5	2'25.133	28.278	46.797	32.880	37.178	208.8
6	2'25.869	28.464	46.901	32.905	37.599	208.8
7	2'26.307	28.541	47.671	32.891	37.204	207.6
8	2'26.590	28.761	47.417	32.922	37.490	206.5
9	2'25.911	28.587	47.261	32.685	37.378	206.5
10	2'25.913	28.829	47.190	32.554	37.340	207.2
11	2'25.481	28.696	46.836	32.636	37.313	206.1

**11th** **96** Rossi BANHAM MJL Racing GBR

1	2'29.247	32.703	46.869	32.555	37.120	206.5
2	2'24.670	28.531	46.459	32.378	37.302	202.6
3	2'24.417	28.453	46.362	32.418	37.184	204.1
4	2'23.410	28.248	45.998	32.079	37.085	206.1
5	2'24.828	28.412	46.355	32.502	37.559	204.9
6	2'24.305	28.174	47.059	32.122	36.950	201.8

**15th** **40** Julian CORREA Microlise Cresswell R USA

1	2'32.738	34.208	48.269	32.787	37.474	208.0
2	2'26.343	29.146	46.671	33.219	37.307	211.7
3	2'25.538	29.051	46.607	32.765	37.115	206.5
4	2'25.512	28.881	46.560	32.864	37.207	209.3
5	2'26.221	28.796	47.017	33.027	37.381	204.9
6	2'26.950	29.202	46.826	33.045	37.877	206.8

**Fastest Lap:** Jamie LYONS C&M Motors Ltd / Too IRL 2'21.085 27.794 45.340 31.547 36.404

DORNA DATA PROCESSING TIMING SERVICE DORNA DATA PROCESSING TIMING SERVICE DORNA DATA PROCESSING TIMING SERVICE DORNA DATA PROCESSING TIMING SERVICE DORNA DATA PROCESSING TIMING SERVICE DORNA DATA PROCESSING TIMING SERVICE DORNA DATA PROCESSING TIMING SERVICE DORNA DATA PROCESSES











---

---

**Num Lap Time Gap**

---

---

66	2'27.061	53.211
33	2'27.490	53.934
65	2'27.161	54.398
55	2'29.196	1'06.282
8	2'29.179	1'06.371
69	2'29.440	1'09.610
22	2'30.787	1'30.345
99	2'30.995	1'30.979
51	2'32.347	1'51.411

---

**Lap 11**

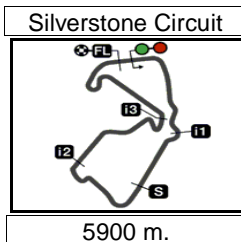
---

7	2'21.444	
67	2'21.729	0.013
74	2'24.102	15.715
4	2'24.154	15.952
9	2'24.079	16.025
37	2'24.043	16.178
24	2'24.655	16.272
23	2'24.304	25.279
52	2'23.730	27.314
48	2'23.549	27.385
96	2'23.430	27.390
79	2'23.326	27.419
29	2'26.427	34.915
53	2'25.481	48.479
40	2'25.251	52.674
61	2'27.718	55.059
12	2'25.773	56.480
2	2'26.159	57.109
66	2'26.530	58.025
33	2'26.560	58.778
65	2'26.649	59.331
8	2'27.647	1'12.302
55	2'28.590	1'13.156
69	2'28.972	1'16.866
99	2'29.375	1'38.638
22	2'30.145	1'38.774
51	2'32.477	2'02.172

Lapped rider

DORNA DATA PROCESSING TIMING SERVICE DORNA DATA PROCESSING TIMING SERVICE DORNA DATA PROCESSING TIMING SERVICE DORNA DATA PROCESSING TIMING SERVICE DORNA DATA PROCESSING TIMING SERVICE DORNA DATA PROCESSING TIMING SERVICE DORNA DATA PROCESSING TIMING SERVICE DORNA DATA PROCESSING TIMING SERVICE DORNA DATA PROCESSING TIMING SERVICE DORNA DATA PROCCEESS





# MONSTER ENERGY BRITISH GRAND PRIX

## Official Starting Grid

5900 m.

Race : 11 laps = 64.9 km



<b>1</b>	<b>1</b> 2'21.038 <b>57 Johnny GARNESS</b> Honda	<b>2</b> 2'21.521 <b>7 Jamie LYONS</b> Honda	<b>3</b> 2'21.561 <b>67 Casey O'GORMAN</b> Honda
<b>2</b>	<b>4</b> 2'22.156 <b>74 Carter BROWN</b> Honda	<b>5</b> 2'22.316 <b>15 Harrison CROSBY</b> Honda	<b>6</b> 2'22.462 <b>24 Cormac BUCHANAN</b> Honda
<b>3</b>	<b>7</b> 2'22.866 <b>37 Corey TINKER</b> Honda	<b>8</b> 2'23.047 <b>23 Rhys STEPHENSON</b> Honda	<b>9</b> 2'23.096 <b>34 James COOK</b> Honda
<b>4</b>	<b>10</b> 2'23.348 <b>4 Sullivan MOUNSEY</b> Honda	<b>11</b> 2'23.350 <b>9 Bailey STUART-CAMPBELL</b> Honda	<b>12</b> 2'23.744 <b>48 Ollie WALKER</b> Honda
<b>5</b>	<b>13</b> 2'24.090 <b>96 Rossi BANHAM</b> Honda	<b>14</b> 2'25.028 <b>79 Harley MCCABE</b> Honda	<b>15</b> 2'25.337 <b>61 Harrison MACKAY</b> Honda
<b>6</b>	<b>16</b> 2'25.341 <b>33 JJ CUNNINGHAM</b> Honda	<b>17</b> 2'25.603 <b>66 Rossi DOBSON</b> Honda	<b>18</b> 2'25.637 <b>53 Kiyano VEIJER</b> Honda
<b>7</b>	<b>19</b> 2'25.873 <b>29 Lucas BROWN</b> Honda	<b>20</b> 2'25.979 <b>41 Luca HOPKINS</b> Honda	<b>21</b> 2'26.020 <b>65 Alexander ROWAN</b> Honda
<b>8</b>	<b>22</b> 2'26.121 <b>40 Julian CORREA</b> Honda	<b>23</b> 2'26.800 <b>12 Josh BANNISTER</b> Honda	<b>24</b> 2'26.884 <b>69 Eli BANISH</b> Honda

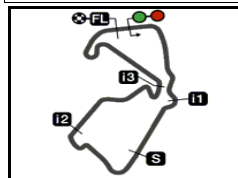
The results are provisional until the end of the limit for protest and appeals and until the ratification of the Event Management Committee.

Time limit for protest expires 60' at the latest after publication of the results - ..... Time: .....

DORNA DATA PROCESSING TIMING SERVICE DORNA DATA PROCESSING TIMING SERVICE DORNA DATA PROCESSING TIMING SERVICE DORNA DATA PROCESSING TIMING SERVICE DORNA DATA PROCESSING TIMING SERVICE DORNA DATA PROCESSING TIMING SERVICE DORNA DATA PROCESSING TIMING SERVICE DORNA DATA PROCESSING






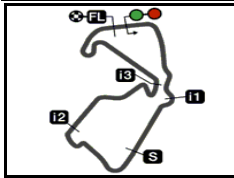


5900 m.

**MONSTER ENERGY BRITISH GRAND PRIX****Race Nr. 1****Top Speed & Average**

<i>Rider</i>	<i>Nation</i>	<i>Motorcycle</i>	<i>Top 5 speeds</i>					<i>Average</i>	<i>Top</i>
52 <b>Evan BELFORD</b>	<b>GBR</b>	HONDA	216.0	213.0	210.9	208.4	208.4	211.3	<b>216.0</b>
37 <b>Corey TINKER</b>	<b>GBR</b>	HONDA	215.5	212.5	211.7	211.3	210.9	212.4	<b>215.5</b>
65 <b>Alexander ROWAN</b>	<b>GBR</b>	HONDA	214.7	214.2	213.4	212.1	209.7	212.3	<b>214.7</b>
79 <b>Harley MCCABE</b>	<b>GBR</b>	HONDA	214.7	214.2	213.4	213.4	211.7	213.2	<b>214.7</b>
9 <b>Bailey STUART-CAMPBELL</b>	<b>GBR</b>	HONDA	213.4	213.0	212.5	209.3	208.8	211.4	<b>213.4</b>
53 <b>Kiyano VEIJER</b>	<b>NLD</b>	HONDA	213.0	211.7	209.7	208.8	208.8	210.1	<b>213.0</b>
7 <b>Jamie LYONS</b>	<b>IRL</b>	HONDA	212.1	210.9	210.1	209.7	209.7	210.5	<b>212.1</b>
34 <b>James COOK</b>	<b>GBR</b>	HONDA	212.1	211.7	210.5	209.7	209.7	210.7	<b>212.1</b>
41 <b>Luca HOPKINS</b>	<b>GBR</b>	HONDA	212.1	207.6	207.2	202.2		207.3	<b>212.1</b>
40 <b>Julian CORREA</b>	<b>USA</b>	HONDA	211.7	209.3	208.0	206.8	206.8	208.5	<b>211.7</b>
4 <b>Sullivan MOUNSEY</b>	<b>GBR</b>	HONDA	211.3	210.1	209.3	208.8	208.8	209.7	<b>211.3</b>
48 <b>Ollie WALKER</b>	<b>GBR</b>	HONDA	211.3	210.5	210.1	210.1	210.1	210.4	<b>211.3</b>
61 <b>Harrison MACKAY</b>	<b>GBR</b>	HONDA	211.3	209.3	206.8	206.8	206.1	208.1	<b>211.3</b>
74 <b>Carter BROWN</b>	<b>GBR</b>	HONDA	211.3	210.1	209.7	209.3	209.3	209.9	<b>211.3</b>
23 <b>Rhys STEPHENSON</b>	<b>GBR</b>	HONDA	210.9	210.1	208.8	207.6	207.2	208.9	<b>210.9</b>
2 <b>Rhys COATES</b>	<b>GBR</b>	HONDA	210.5	210.1	208.8	208.4	207.2	209.0	<b>210.5</b>
29 <b>Lucas BROWN</b>	<b>GBR</b>	HONDA	210.1	208.4	207.2	205.3	204.5	207.1	<b>210.1</b>
57 <b>Johnny GARNES</b>	<b>GBR</b>	HONDA	210.1					210.1	<b>210.1</b>
66 <b>Rossi DOBSON</b>	<b>GBR</b>	HONDA	210.1	208.8	206.8	206.8	205.3	207.6	<b>210.1</b>
67 <b>Casey O'GORMAN</b>	<b>GBR</b>	HONDA	209.7	208.8	208.8	207.6	207.2	208.0	<b>209.7</b>
99 <b>Peter WILLIS</b>	<b>GBR</b>	HONDA	209.7	207.6	206.5	203.7	202.6	206.0	<b>209.7</b>
24 <b>Cormac BUCHANAN</b>	<b>NZE</b>	HONDA	209.3	207.6	206.8	206.8	206.5	207.3	<b>209.3</b>
96 <b>Rossi BANHAM</b>	<b>GBR</b>	HONDA	209.3	207.6	206.5	206.5	206.5	207.3	<b>209.3</b>
8 <b>Ross MOORE</b>	<b>GBR</b>	HONDA	208.8	207.2	205.3	204.5	203.7	205.9	<b>208.8</b>
15 <b>Harrison CROSBY</b>	<b>GBR</b>	HONDA	208.4	207.6	204.9	204.5	204.5	206.0	<b>208.4</b>
5 <b>Mason JOHNSON</b>	<b>GBR</b>	HONDA	208.0	207.6	206.1	204.5	203.3	205.9	<b>208.0</b>
22 <b>Anthony EAGLE</b>	<b>UZB</b>	HONDA	207.6	202.2	200.7	200.3	200.0	202.2	<b>207.6</b>
12 <b>Josh BANNISTER</b>	<b>GBR</b>	HONDA	207.2	206.8	205.7	205.7	204.9	206.1	<b>207.2</b>
33 <b>JJ CUNNINGHAM</b>	<b>GBR</b>	HONDA	206.5	204.5	204.5	204.1	203.7	204.7	<b>206.5</b>
51 <b>Holly HARRIS</b>	<b>GBR</b>	HONDA	206.5	203.7	203.0	202.6	202.6	203.5	<b>206.5</b>
55 <b>Harrison DESOY</b>	<b>GBR</b>	HONDA	206.1	203.7	202.2	202.2	201.8	203.2	<b>206.1</b>
69 <b>Eli BANISH</b>	<b>USA</b>	HONDA	205.7	203.3	202.6	201.8	201.4	203.0	<b>205.7</b>

Silverstone Circuit


Results and timing service provided by **BTC**

5900 m.

## MONSTER ENERGY BRITISH GRAND PRIX

### Race Nr. 1

#### Fastest Laps Sequence

<i>Lap</i>	<i>Race Time</i>	 <i>Rider</i>	<i>Nation</i>	<i>Motorcycle</i>	<i>Time</i>	<i>Km/h</i>	<i>Riders's Lap</i>
2	4'47.185	7 <b>Jamie LYONS</b>	IRL	HONDA	<b>2'21.747</b>	149.8	2
4	9'31.050	67 <b>Casey O'GORMAN</b>	GBR	HONDA	<b>2'21.592</b>	150.0	4
6	14'14.102	67 <b>Casey O'GORMAN</b>	GBR	HONDA	<b>2'21.352</b>	150.2	6
6	14'14.641	7 <b>Jamie LYONS</b>	IRL	HONDA	<b>2'21.349</b>	150.2	6
7	16'35.424	67 <b>Casey O'GORMAN</b>	GBR	HONDA	<b>2'21.322</b>	150.2	7
7	16'35.726	7 <b>Jamie LYONS</b>	IRL	HONDA	<b>2'21.085</b>	150.5	7

DORNA DATA PROCESSING TIMING SERVICE DORNA DATA PROCESSING TIMING SERVICE DORNA DATA PROCESSING TIMING SERVICE DORNA DATA PROCESSING TIMING SERVICE DORNA DATA PROCESSING TIMING SERVICE DORNA DATA PROCESSING TIMING SERVICE DORNA DATA PROCESSING TIMING SERVICE DORNA DATA PROCCESSSS



Silverstone, Saturday, August 28, 2021